



The cover of the Richmond Flying Squirrels 2014 Media & Information Guide was designed by Jon Laaser. The collage of players share the common thread of having played in Richmond and going on to make their Major League debuts.

The Richmond Flying Squirrels 2014 Media & Information Guide is a publication of the Richmond Flying Squirrels Media Relations Department.

This publication was researched and written by Jon Laaser, Flying Squirrels' Director of Broadcasting, Jay Burnham, Flying Squirrels' Media Relations Manager and Julia Connor, Flying Squirrels' Media Assistant. Layout, design and editing by Jon Laaser.

Photography credits for the 2014 Richmond Flying Squirrels Media & Information Guide: Real Life Studios, San Francisco Giants team photography, Tony Medina, Dave Bouvier, Tommy LaPorte, Anthony Oppermann, Steve Ruckman, Jason Grohoske, and The Richmond Times-Dispatch.

Statistical information provided by Major League Baseball Advanced Media (MLBAM), 75 Ninth Avenue, 5th Floor, New York, NY 10011.

Special thanks to Missy Mikulecky, *Baseball America* and Jason Dambach.

Further information on the 2014 Richmond Flying Squirrels is available through the Flying Squirrels' Media Relations Department by calling (804) 359-3866 x309 or by visiting SquirrelsBaseball.com.

2014 Richmond Flying Squirrels

2014

FLYING SQUIRRELS

Media & Information Guide

TABLE OF CONTENTS

FLYING SQUIRRELS ORGANIZATION	2-9
Flying Squirrels' Directory	3
Executive Biographies	4-7
Flying Squirrels' Broadcasters.....	8
Mascot Biographies.....	9
2014 FLYING SQUIRRELS	10-77
Field Staff Biographies	11
Player Profiles	12-77
2013: IN REVIEW	78-91
2013 Season Review.....	79-80
2013 Eastern League Standings.....	81
2013 Eastern League Awards	82
2013 Eastern League Team Statistics/Leaders.....	83-84
2013 Flying Squirrels' Team Statistics/Leaders.....	85-86
2013 Flying Squirrels' Day-By-Day Results.....	87-88
2013 Flying Squirrels' Assorted Statistics	89-90
2013 Flying Squirrels' Transactions.....	91
HISTORY & RECORDS	92-107
Flying Squirrels' Uniform & Logo Guide.....	93-94
Flying Squirrels' Team Records.....	95-98
Flying Squirrels' Franchise Firsts/Career Leaders.....	99-104
Flying Squirrels' All-Time Roster	105
Boulevard to the Bay.....	106
Flying Squirrels' Postseason History.....	107
EASTERN LEAGUE	108-121
Eastern League Directory	109
Eastern League Mileage Chart/Umpires	110
Flying Squirrels' 2014 Opponents	111-121
SAN FRANCISCO GIANTS	122-138
Giants' Directory.....	123
Giants' Media Relations/40-Man Roster.....	124
Giants' 1st Round Draft Picks of the Decade	125
Giants' 2013 Draft Results.....	126
Giants' 2012 Organizational Review.....	127-128
Giants' Affiliates	129-138
GENERAL INFORMATION	139-145
The Diamond - Stadium Facts/Attendance.....	140-141
2014 Ticket Information/Pre-Game Schedule.....	142
Medical Glossary.....	143
Media Policies/Local Media Directory.....	144
Notes.....	145



ORGANIZATION



FLYING SQUIRRELS

Richmond Flying Squirrels Baseball Club

3001 N. Boulevard - Richmond, VA 23230
 Phone: (804) 359-3866 Fax: (804) 359-1373
 Website: www.squirrelsbaseball.com
 General Email: info@squirrelsbaseball.com



OWNERSHIP

President & Managing General Partner.....	Lou DiBella
General Partner.....	Larry Botel
General Partner.....	Gary Green
General Partner.....	Harvey Ross
Member of the Chairman's Council.....	Brian Callaghan

EXECUTIVE

Chief Executive Manager.....	Chuck Domino
Vice President/Chief Operating Officer.....	Todd "Parney" Parnell
General Manager.....	Bill Papierniak

COMMUNICATIONS

Director of Broadcasting & Communications.....	Jon Laaser
Media Relations Manager/Radio Broadcaster.....	Jay Burnham
Creative Services Manager.....	Jason Grohoske

CORPORATE SALES

Director of Corporate Sales.....	Marty Steele
Assistant Director of Corporate Sales.....	Mike Murphy
Assistant Director of Corporate Sales.....	Will Bell

TICKETS

Director of Tickets.....	Brendon Porter
Box Office Manager.....	Patrick Flower
Director of Group Sales.....	Brandon Greene
Director of Suite Sales & Client Relations.....	Jerrine Lee
Assistant Director of Group Sales.....	Megan Angstadt
Group Sales Executive.....	Garrett Erwin
Group Sales Executive.....	Camp Peery
Group Sales Executive.....	Chris Walker

FINANCE

Controller.....	Faith Casey
Assistant Controller.....	Jessica Miller

FOOD & BEVERAGE/MERCHANDISE

Executive Director of Food & Beverage/Merchandise.....	Ben Rothrock
Assistant Director of Food & Beverage.....	Eric Freeman
Food & Beverage Manager.....	Michael Caddell
Food & Beverage Manager.....	Tyler Callahan
Executive Chef.....	Gavin Edmunds

IN-GAME ENTERTAINMENT/COMMUNITY RELATIONS

In-Game Entertainment Coordinator/Promotions Manager.....	Kellye Semonich
Community Relations Coordinator.....	Stephanie Sacks

STADIUM OPERATIONS

Director of Stadium Operations.....	Steve Pump
-------------------------------------	------------

FIELD OPERATIONS

Director of Field Operations.....	Steve Ruckman
Assistant Director of Field Operations.....	Cody Harvey

Organization

2014 Flying Squirrels

2013: In Review

History & Records

Eastern League

SF Giants

General Info





ORGANIZATION

Organization

2014 Flying Squirrels

2013: In Review

History & Records

Eastern League

SF Giants

General Info



DIBELLA

Lou DiBella President & Managing General Partner

Lou DiBella currently serves as President & Managing General Partner of the Richmond Flying Squirrels, overseeing all aspects of the Flying Squirrels operations in Richmond. Over the past five years, that has included the creation of the Flying Squirrels' current ownership group, and formalizing the franchise's move to Richmond from Norwich, CT. Prior to the relocation of the franchise, DiBella served as President & Managing Partner of the Connecticut Defenders and the Norwich Navigators that preceded them. In that role, which he held from 2005-09, he fostered the relationship that continues presently between the Flying Squirrels and their parent-club, the San Francisco Giants.


Although he led baseball's return to Richmond, DiBella's name continues to be synonymous with world championship boxing. He enjoyed an outstanding 11-year run at HBO Sports, where he was the backbone of the division that vaulted HBO Boxing to signature programming status. HBO Pay Per View flourished under his leadership, televising many of the biggest prizefights in the history of the sport. DiBella recruited and signed a bevy of boxing stars for HBO, including such champions as Oscar De La Hoya, Roy Jones Jr., and Lennox Lewis. He also revolutionized the sport as creator of the critically acclaimed "Boxing After Dark" television series, providing underexposed fighters the opportunity to advance their careers on a national stage.

In May of 2000, he launched DiBella Entertainment (DBE), a full-service sports and entertainment company. DBE continues to be one of the most successful companies in boxing. DiBella has been lauded in the boxing community for fighting the contractual exploitation of boxers by promoters. DBE adheres to the following mission: to create a business model that shifts the balance of power from promoters to boxers; and establish a legacy of matchmaking excellence, both in an effort to improve the health of the boxing industry.

Past and present boxers represented by DiBella Entertainment include current WBC Middleweight champion Sergio Gabriel Martinez, former middleweight world champions Jermain Taylor and Bernard Hopkins, former junior welterweight titleist Paulie Malignaggi and WBC Welterweight champion Andre Berto.

In January 2005, DBE launched DBE Productions. Through that outlet in 2007, DBE Productions produced the documentary, "Magic Man," which depicted the life of Paulie Malignaggi and his rise in the world of boxing. In 2006, DiBella made his acting debut, depicting himself as a boxing promoter in *Rocky Balboa*. In 2008, he added the credit of Executive Producer to his list of accomplishments with the 2009 film *Love Ranch*, starring Academy Award winners Helen Mirren and Joe Pesci. In 2010, he was credited as Associate Producer of the critically acclaimed film *The Fighter*, starring Mark Wahlberg and Christian Bale. The film centers around the early life of "Irish" Micky Ward, who cemented his legacy with three legendary fights against Arturo Gatti, while a fighter with DBE.

DiBella was born and raised in Brooklyn, New York, and attended Manhattan's prestigious Regis High School. He was a summa cum laude graduate of Tufts University, where he was elected to Phi Beta Kappa. A 1985 graduate of Harvard Law School, DiBella spent four years as an attorney with the prestigious law firm Sullivan & Cromwell. A tireless advocate of boxing reform, DiBella has been a leader in the movement for federal regulation, uniform health and safety standards and a national boxing commission. He has lectured extensively on these subjects and has testified before Congress and numerous state and local bodies. In 1999, DiBella received the Thurman Munson Corporate Hero Award from the Association for the Help of Retarded Children for both his achievements at HBO and his charitable activities. Numerous civic organizations and retired boxer's associations have honored him, including Ring 8, Ring 34 and Latinos in Sports. DiBella resides in Huntington Bay, New York.





DOMINO

Chuck Domino Chief Executive Manager

A 32-year veteran of the baseball business, Chuck Domino is currently the Chief Executive Manager of the Richmond Flying Squirrels. He also holds the title of Senior Advisor with the Lehigh Valley IronPigs (Triple-A, International League). He served as President of both the IronPigs and the Reading Phillies (Double-A, Eastern League) from 2006-2009. Domino's efforts have been greatly recognized with his 2010 induction into the Reading Baseball Hall of Fame. Following the 2010 season, Domino was also honored as the Eastern League's Executive of the Year, an award he had previously won four times while with the R-Phils. During their inaugural season in 2010, Domino led the Flying Squirrels to the overall and average attendance crowns in the Eastern League. The Squirrels regained their average attendance crown in 2013. The IronPigs claimed three consecutive overall minor league attendance titles under Domino's guidance (2010-2012).

2013: Led the Squirrels to their second Eastern League average attendance title. **2012:** Led Lehigh Valley to their third consecutive overall minor league baseball attendance title ... Guided Richmond to their second overall Eastern League attendance crown in three years. **2010:** Was named Eastern League Executive of the Year ... Led Richmond to overall and average attendance crown in EL ... Was inducted into the Reading (PA) Baseball Hall of Fame. **2008:** Was inducted into the Berks County Business Hall of Fame by Junior Achievement in March ... R-Phils led the Eastern League in overall and average attendance (436,789/6,423). Oversaw the inaugural season for the IronPigs ... Lehigh Valley finished 5th in the International League in overall and average attendance (602,033/8,479). **2007:** R-Phils led the Eastern League in overall and average attendance (466,385/6,663) ... FirstEnergy Stadium became the first ballpark that has never been home to a Triple-A franchise to welcome its 10 millionth fan all-time ... The R-Phils became the first E.L. team to draw better than 450,000 fans in eight consecutive seasons ... Presented "Champion of Youth Award" by the Olivet Boys and Girls Club ... R-Phils were nominated for the Larry MacPhail Award given to the top promoter in the Minors. **2006:** Eastern League Executive of the Year for the 4th time ... Led E.L. in overall and average attendance (460,216/6,669) ... The R-Phils became the first E.L. team to draw better than 450,000 fans in seven consecutive seasons ... Honored with the Extra Innings Award, presented at the Minor League Baseball Promotional Seminar to the team that demonstrates excellence in community service, for the opening of Gordon Hoodak Stadium at Lauer's Park... Franchise nominated for the Larry MacPhail Award given to the top promoter in the Minors ... Named President of both the Reading Phillies (AA) and the Lehigh Valley IronPigs (AAA). **2005:** Led the Eastern League in attendance at 468,105 fans ... The city of Reading became the first E.L. city to surpass the 9-million mark in total attendance (5.9 million fans have come under Domino's watch) ... Broke ground on Gordon Hoodak Stadium at Lauer's Park. An \$850,000 downtown youth stadium built by Baseballtown Charities on the grounds of Lauer's Park Elementary School. The school is named for the former stadium which housed several professional teams from 1907-1941. The likes of Babe Ruth, "Shoeless" Joe Jackson and others have played on site. **2004:** Led the R-Phils to an Eastern League best and franchise record 7,138 fans per game ... Inducted into the Berks County Chapter of the Pennsylvania Sports Hall of Fame ... Recipient of Boy Scouts "Spirit of Scouting" Award. **2003:** Named Minor League Baseball Executive of the Year by *Baseball America* ... Guided the Reading Phillies franchise to the John H. Johnson President's Trophy. The President's Trophy is the highest honor presented by Minor League Baseball to one organization each year. The winner of the trophy is selected based on franchise stability, contributions to league stability, contributions to baseball in the community and promotion of the baseball industry ... Named Community Leader of the Year by the Arthritis Foundation. **2002:** Guided Reading to a franchise record attendance of 486,570 fans. **2001:** Named "Small Business of the Year" by the Berks County Chamber of Commerce. **2000:** Led Reading Phillies to their second Bob Freitas Award, presented by Baseball America given annually to the best operation at each of Minor League Baseball's four classifications ... Made Reading the first two time recipient of the award, having also won in 1991 ... Also named by Baseball America as the Bob Freitas Award recipient for the decade of the '90s ... Named "Executive of the Year" by the Middle Atlantic Major League Baseball Scouts Association. **1999:** Earned club's second Larry MacPhail Promotional Trophy presented annually to the top promoter in Minor League Baseball. **1998:** Named Minor League Baseball Executive of the Year by *The Sporting News*. **1997:** Eastern League Executive of the Year. **1995:** Named the General Manager you would want to run your franchise by Baseball America in an article titled "Building the Perfect Beast" **1994:** Recipients of the Larry MacPhail Promotional Trophy. **1991:** Recipients of the Bob Freitas Award by Baseball America given annually to the best operation at each of Minor League baseball's four classifications. **1989:** Eastern League Executive of the year ... **The Sporting News Class-AA Executive of the Year. 1988:** Eastern League Executive of the year. **1987:** Hired as Reading Phillies General Manager **1986:** Pioneer League Executive of the year while serving as General Manager of the Idaho Falls Braves. **Personal/Misc.:** Born in Pittsburgh, PA October 22, 1959 ... 1978 graduate of Mt. Lebanon High School where he played baseball ... 1982 graduate of St. Thomas University (formerly Biscayne College) with a degree in Sports Administration ... Resides in Cumru Township, PA ... Has been a Berks County Resident since October 1987 ... Also serves as President of Baseballtown Charities, the 501(c)(3) charitable arm of the Reading Phillies.

As Domino was inducted into the Reading Baseball Hall of Fame during the 2010 season, the Reading Phillies unveiled their new "inflatable Domino." Below, the two Dominos get acquainted during the induction ceremony at FirstEnergy Stadium in Reading, PA.



Organization

2014 Flying Squirrels

2013: In Review

History & Records

Eastern League

SF Giants

General Info



ORGANIZATION

Organization

2014 Flying Squirrels

2013: In Review

History & Records

Eastern League

SF Giants

General Info



PARNEY

Todd "Parney" Parnell Vice President/COO

Todd "Parney" Parnell serves as the Vice President and Chief Operating Officer for the Richmond Flying Squirrels. In that role, he oversees all aspects of the Flying Squirrels' day-to-day operations in Richmond.

In their fourth season in Richmond, the Squirrels shattered their previous average attendance mark and claimed their second Eastern League average attendance crown. Under Parney's leadership, the Squirrels have placed in the top-three among Double-A franchises, and top-20 among all minor league clubs, in average attendance in each of their four seasons.

Following the 2013 season, Parney was awarded his second Eastern League Executive of the Year Award. He had previously been honored in 2004 while the General Manager of the Altoona Curve. It marked the second EL Award for the Squirrels' front office (Chuck Domino - 2010).

After leading the Flying Squirrels to the 2010 Eastern League attendance title, "Parney" and the Squirrels saw an increase in average attendance during the 2011 regular season and were easily the top-draw during the 2011 EL postseason. For his efforts, and due to the team's success on the field and off, "Parney" was honored by *Baseball America* following the season with their top minor league award. He was named 2011 *Baseball America* Minor League Executive of the Year. The Flying Squirrels now boast the distinction of having two recipients of the award in their front office, as Chuck Domino was also recognized with the award in 2003 while with the Reading Phillies. Parney followed up his award-winning season by guiding the franchise to their second overall Eastern League attendance crown in 2012.

With his leadership, the franchise completed a 1.5 million dollar renovation of The Diamond, where they opened Eastern League play in 2010. During their inaugural season, the club quickly established itself as a leader in the community, while smashing corporate and ticket sales expectations. With "Parney" at the helm, the Flying Squirrels led the Eastern League in both overall and average attendance, welcoming 463,842 (6,626) fans to The Diamond. Through innovative marketing and branding initiatives, the club posted record-breaking merchandise sales, and was awarded Logo of the Year for 2010 by *Ballpark Digest*.

Upon the completion of their inaugural season, the franchise was recognized as the Richmond Business of the Year by the Greater Richmond Chamber of Commerce (GRCC). "Parney" also currently serves the Richmond Chapter of the Cal Ripken Sr. Foundation

Board of Trustees, as well as the Richmond Police Athletic League Board of Directors. Due to his flamboyant nature and wealth of experience in professional sports, "Parney" has also become one of the most popular speakers and guest lecturers in the region.

Prior to joining the effort to return baseball to Richmond, "Parney" served as the President of the Greenberg Sports Group (GSG), which provides management, consulting and marketing services to the sports industry across the country. GSG also manages the overall operations of Minor League Baseball's State College (PA) Spikes (Short-A/New York-Penn League) and Myrtle Beach (SC) Pelicans (A/Carolina League). "Parney" held the title of President for both franchises.

2014 will mark Parnell's landmark 25th season in minor league baseball. In addition to his roles with both the State College and Myrtle Beach franchises, he spent seven seasons (2002-08) as the General Manager of the Double-A Eastern League's Altoona Curve, a position he relinquished in December, 2008, after the sale of the franchise from Curve Baseball LP to the family of Robert F. Lozinak.

During his time as the Curve's General Manager, the club set numerous single-game and season attendance records, continually re-invested private money into capital improvement projects at Blair County Ballpark, and helped the franchise gain national stature as one of the most creative and innovative teams in professional sports. The Curve won the prestigious Larry MacPhail Promotional Award in 2004, the 2006 *Baseball America* Freitas Award as the top Double-A franchise and added the

highest honor bestowed annually upon a Minor League Baseball club, the John H. Johnson President's Trophy, in 2006. Altoona became only the 11th franchise to receive all three major awards, and was the first team to accomplish the feat in less than three years.

Prior to joining the Curve, the North Carolina native was the Vice President and GM of the Single-A Kannapolis (NC) Intimidators (formerly the Piedmont Boll Weevils) in the South Atlantic League from 1997 to 2001. During his tenure in Kannapolis, the club set attendance records (either overall or average) in each of his first four seasons and made the playoffs in 1998 and 2000. For his efforts, Parnell was named the 1999 South Atlantic League General Manager of the Year.

The 45-year old graduated from Messiah College in 1988 with a degree in physical education and a minor in business. He has two daughters, Lindsay (19) and Samantha (16).



Richmond Flying Squirrels



PAPIERNIAK

Bill Papierniak General Manager

Bill Papierniak enters his 17th season in professional baseball and serves as the General Manager of the Richmond Flying Squirrels. His leadership helped the Flying Squirrels build the franchise in little more than seven months, culminating in minor league merchandising records, an Eastern League attendance title and multiple community impact awards. He steered the franchise back to the Eastern League's second overall attendance crown in 2012 and their second average attendance title in 2013. Papierniak came to Richmond from the Daytona Cubs (Chicago Cubs - Florida State League), where he spent six seasons as General Manager.

Bill represents the Flying Squirrels on Minor League Baseball's licensing committee, helping to shape the overall direction of the organization.

Bill was tabbed as the "Executive of the Year" by the Florida State League following the 2009 season, his final campaign before joining the Flying Squirrels. Under his watchful eye, the Daytona Cubs franchise was recognized for a ground-breaking 2006 season and continued contribution to Minor League Baseball by being named the winner of *Baseball America's* 2006 Bob Freitas "Organization of the Year" Award for the Single-A level.

Over his six seasons with the Daytona Cubs, Papierniak helped the Cubs set attendance records at Jackie Robinson Park in five consecutive seasons. The team also shattered sponsorship and corporate sales records, becoming an award-winner and one of the most respected in Minor League Baseball.

Prior to joining the Cubs, the Northern Virginia native was a member of the Hagerstown Suns in the South Atlantic League for two seasons, ascending to the role of Assistant General Manager. During his tenure, the Suns were tabbed by ESPN in 2002 and 2003 with a "Veeckie" for top promotions in Minor League Baseball. For his efforts, Papierniak was named the 2002 South Atlantic League "Sales Executive of the Year."

Bill spent the first four seasons of his minor league baseball career with the Carolina League's Lynchburg Hillcats as the club's Director of Group Sales and Promotions.

Papierniak graduated from James Madison University with a B.B.A in management. He and his wife Michelle live in Midlothian along with their son Trae (10) and two daughters Ainsley (8) and Adalyn (3).



Organization

2014 Flying Squirrels

2013: In Review

History & Records

Eastern League

SF Giants

General Info



ORGANIZATION

Organization

2014 Flying Squirrels

2013: In Review

History & Records

Eastern League

SF Giants

General Info

FLYING SQUIRRELS ON THE AIR

The 2014 season of Flying Squirrels baseball can be heard locally on the radio on the flagship station for Flying Squirrels Baseball, Sports Radio 910 AM. Broadcasts will begin one half-hour before scheduled first pitch with "The Flying Squirrels Pregame Warmup" hosted by Jay Burnham. Game broadcasts will also include the half-hour "Flying Squirrels Postgame Vwrap" hosted by Burnham. Flying Squirrels game broadcasts will also be heard world-wide online at SportsRadio910.com and on iHeart Radio and Tuneln.




LAASER

Jon Laaser
Radio Broadcaster

Jon Laaser, 34, returns for a fifth season at the microphone for all 142 Flying Squirrels games in 2014. In addition to serving as "The Voice of the Squirrels," the versatile broadcaster has taken on additional broadcast roles during his time in the RVA. He also currently serves as the primary television announcer for VCU men's basketball, and the lead radio announcer for VCU women's basketball. Additionally, he has joined Video IHD as a television announcer for regional college basketball broadcasts seen on MASN, Comcast SportsNet Mid-Atlantic and SNY. He also frequently contributes to and serves as a fill-in sports talk radio host for Sports Radio 910. Laaser is credited with the creation of the Flying Squirrels television show "Flying Squirrels Insider." Along with hosting the show, he also serves as head writer, graphic designer and producer. Laaser came to Richmond following a one-season stint as the lead broadcaster for the Montgomery Biscuits (Double-A - Tampa Bay Rays). He was reunited in Richmond with Flying Squirrels' Vice President & COO Todd "Parney" Parnell, whom he worked with while calling games for the Myrtle Beach Pelicans (Advanced-A - Atlanta Braves) in 2008 and the Altoona Curve (Double-A - Pittsburgh Pirates) in 2007. A native of Minneapolis, MN, he has also provided play-by-play for the Yakima Bears (A - Arizona Diamondbacks), St. Paul Saints (Independent) and St. Cloud River Bats (Summer Collegiate). Laaser's broadcasting resume also includes the role of lead announcer for Charleston Southern University football and men's basketball, the Minnesota State High School Football/Basketball Championships and Hamline (MN) University football. His broadcasting career began in sports talk radio, with Clear Channel's KFAN in his native Minneapolis.



BURNHAM

Jay Burnham
Radio Broadcaster

Jay Burnham, 32, returns for a second season in the Squirrels' broadcast booth in 2014. Prior to Richmond, he spent three seasons as Director of Broadcasting for the Trenton Thunder (Double-A New York Yankees). Burnham is entering his 12th season broadcasting minor league baseball, including stints with the Hagerstown Suns (A - San Francisco Giants), Pensacola Pelicans (Independent), Asheville Tourists (A-Colorado Rockies) and Thunder. A native of Shelburne Falls, MA, Burnham was the recipient of the prestigious 2011 Minor League Broadcaster of the Year award issued by *Ballpark Digest*, a renowned industry publication. The Elon University graduate has called play-by-play for over 1,000 professional baseball games, including two All-Star contests, in over 30 different stadiums throughout his career. He is also the host and creator of "The Minor League Report," a weekly podcast covering minor league baseball across the country. Outside of baseball, Burnham has also joined VCU athletics, lending his distinctive voice to a variety of events, including both play-by-play and public address assignments. A craft beer aficionado, Burnham currently resides in Richmond with his wife Cheyenne.




MASCOTS

Directors of Funn

After making a grand entrance into Richmond as the face of the Flying Squirrels in February, 2010, Nutzy has quickly become one of the most recognizable characters in the region. He participates in countless community events, and visits hundreds of schools each year. The rigors of his schedule were nearly too much even for the superhero, which is where his new friends have come in. As the franchise continued to grow its brand prior to their second season in the River City, they introduced Zinger the inflatable Acorn and Parker the Rally Pig. Each were introduced before the 2011 season with each name the result of a community-wide naming contest.

While Nutzy continues to keep the Diamond free of would-be-base-stealers, Zinger works to keep the energy up at the ballpark. Meanwhile, Parker, who enjoys the confines of three separate living pens on the Boulevard, appears upon the rare occurrence that the Flying Squirrels are trailing in a home ballgame. The trio serve as the main Flying Squirrels' mascots, but are also joined by secondary characters; Flingo "the Flamingo," the Molly Maid Dancing Drag Queens, the Racing Peanuts, Victor the Villain and Captain RRRVA.

Below: As the Flying Squirrels worked to build the characters that provide the entertainment at the ballpark and throughout the community, they created cartoon animations of each of their three main characters. Richmond-based Eastwood Media created the characters, each of which debuted during the 2012 season in the park, and on merchandise and giveaways.



Organization

2014 Flying Squirrels

2013: In Review

History & Records

Eastern League

SF Giants

General Info





2014 Flying Squirrels

Proud Double-A Affiliate
of the San Francisco Giants



2014 FLYING SQUIRRELS



Manager Russ Morman

Years with Giants: 4 Seasons
Professional Experience: 31 Seasons
14 as Coach/Manager
Flying Squirrels Debut: April 8th, 2010
Resides: Blue Springs, MO
Acquired: Signed by Giants (2010)



Russ Morman rejoins the Squirrels after a three-season stint as the Hitting Coach at Triple-A Fresno, becoming the third Manager in franchise history (Andy Skeels, Dave Macheimer). He was a member of the inaugural Richmond field staff, serving as the Hitting Coach on a staff led by Manager Andy Skeels. This past Fall, he was selected to manage the Scottsdale Scorpions - comprised of top prospects from five organizations - of the prestigious Arizona Fall League. 2014 will mark his fifth year in the Giants organization. Prior to his time with San Francisco, the Kansas City native spent seven seasons as an instructor in the Boston Red Sox system. He was the Hitting Coach at Triple-A Pawtucket (2008-09) and Double-A Portland (2004-07). Until his role in the Arizona Fall League, 2003 had marked his latest managerial experience when he led Augusta (A – South Atlantic League). He was named Midwest League Manager of the Year in 2001 after leading Kane County (A) of the Florida Marlins organization to the Midwest League title.

He played professionally for 17 seasons including parts of nine years in the Major Leagues for the Chicago White Sox (1986, 1988-89), Kansas City Royals (1990-91) and Florida Marlins (1994-97). Morman was a first round draft selection of the White Sox in 1983 out of Wichita State University. He batted .249 (117-470) lifetime in the big leagues, appearing in 207 total games. His road was well-traveled as player through the minor leagues. He appeared in 1,561 games in the minor leagues, 1,249 of those at the Triple-A level. He also reached two minor league milestones, belting 207 home runs and driving in 1,029 runs.

He has two children, daughter, Katelyn and son, Samuel. He makes his off-season home in Blue Springs, MO.



Pitching Coach Ross Grimsley

Years with Giants: 15 Seasons
Professional Experience: 44 Seasons
30 as Coach/Coordinator
Flying Squirrels Debut: April 8th, 2010
Resides: Owings Mills, MD
Acquired: Signed by Giants (1999)



Grimsley marks his 16th season in the Giants organization and fifth in Richmond in 2014. 2014 also marks Grimsley's 31st season as an instructor and his 45th overall in professional baseball. Grimsley has been the only pitching coach in franchise history. His first three stints in Richmond never finished lower than 4th in staff ERA, including a second place finish in 2012. Under his tutelage, lefty Jack Snodgrass earned a place on the Eastern League's postseason All-Star team. Grimsley's hurlers also accomplished something never done before in the Eastern League, as RHP Chris Heston and LHP Mike Kickham swept starting pitching nods on the league's postseason All-Star team in 2012. Heston was also named as Eastern League Pitcher of the Year. The pitching staff, which led the EL in staff ERA was also the driving force behind Richmond's run to the ELCS in 2011. In 2009, he served as the pitching coach for the Flying Squirrels' predecessor, the Connecticut Defenders (Double-A – Eastern League), guiding the staff to the third-lowest ERA in the league (3.53). He spent the four previous years (2005-08) as the pitching coach for the Augusta Greenjackets (A – South Atlantic League). Before joining the Giants, he also served as a coach in the Seattle Mariners, Atlanta Braves, Baltimore Orioles and Philadelphia Phillies organizations.

As a left-handed pitcher, he spent 11 Major League seasons with the Cincinnati Reds (1971-73), Baltimore Orioles (1974-77, '82), Montreal Expos (1978-80) and Cleveland Indians (1980). After being named to the *Baseball Digest* 1971 All-Star Rookie Team, he went on to pitch in three (3) League Championship Series (1972, 1973 and 1974), as well as the World Series in 1972 and All-Star Game in 1978. He tossed a two-hitter in game four of the 1972 NLCS (vs. Pittsburgh Pirates) and went on to claim a pair of victories in that season's World Series (vs. Oakland Athletics). After signing with the Expos as a free agent in 1978, he became the first 20-game winner in franchise history (1978) and was named the Expos' Player of the Year in the same season. He recorded double-digit win totals in eight of his 11 seasons, and finished his career with a record of 124-99 with an ERA of 3.81 in 345 appearances. He currently resides in Owings Mill, MD, with wife Byrd. The couple has two children, Patrick and Natalie, as well as granddaughter, Autumn.

Organization

2014 Flying Squirrels

2013: In Review

History & Records

Eastern League

SF Giants

General Info



2014 FLYING SQUIRRELS

Organization

2014 Flying Squirrels

2013: In Review

History & Records

Eastern League

SF Giants

General Info



Hitting Coach **Ken Joyce**

Years with Giants: 4 Seasons
Professional Experience: 19 Seasons
 11 as Hitting Coach
Flying Squirrels Debut: April 7th, 2011
Resides: Portland, ME
Acquired: Signed by Giants (2010)



Joyce enters his fifth season with the Giants' organization, having spent his first in 2010 as the hitting coach for the Triple-A Fresno Grizzlies and last three as the hitting coach for the Flying Squirrels. During the 2013 season, the Joyce-led Squirrels' offense posted franchise records for home runs (109) and runs scored (611). Following the 2011 season, Joyce served as the hitting coach of the Scottsdale Scorpions of the Arizona Fall League. In that role, he helped with the final development of phenoms Bryce Harper and Mike Trout. Joyce also oversaw the final development of Buster Posey, who hit .347 in 47 games with Fresno in 2010, before he ascended to the Major Leagues and claimed National League Rookie of the Year honors. Prior to joining the Giants, he spent eight seasons (2002-09) with the Toronto Blue Jays. He spent 2009 as the hitting coach with the Blue Jays' Triple-A entrant, the Las Vegas 51's. When he joined Richmond in 2011 it marked a return to the Eastern League for Joyce, having also served as a hitting coach with the New Hampshire Fisher Cats for two seasons in 2007-08. Before his stint with Toronto, Joyce worked for both the Adirondack Lumberjackets (2001) and the Catskill Cougars (2000) of the independent Northern League. From 1994 to 1999, he served in a variety of roles for the Florida Marlins; Bullpen Coach (Portland - AA - 1994-95), Hitting Coach (Portland - AA - 1996), Hitting Coach (Utica - SS-A - 1997), and Manager (Utica - SS-A - 1998-99). As a pitcher, he saw action over five different seasons with Toronto (1991), Oakland (1992-94), and Minnesota (1995).

Joyce attended the University of Southern Maine, earning a BA in History and Education. He played in the 1985 NAIA College World Series before spending four seasons as an assistant coach at University of Southern Maine as well as coaching in the 1989 NCAA NAIA Division III World Series. He was elected to the University of Southern Maine Hall of Fame in 1998, and was elected into the State of Maine Baseball Hall of Fame in 2001. He currently resides in Portland, ME with wife Janet, son, Tommy and daughter, Jill.



Trainer **David Getsoff**

Years with Giants: 5 Seasons
Professional Experience: 8 Seasons
 Oakland A's, Boston Red Sox
Flying Squirrels Debut: N/A
Resides: Rockaway Park, NY
Acquired: Signed by Giants (2009)



Getsoff begins his first season in Richmond and sixth in the Giants organization in 2014. He spent the previous two seasons with San Jose (A+) and worked the 2010 and 2011 seasons with Augusta (A). He also served as the athletic trainer for Salem-Keizer (SS-A) in 2009. Prior to joining the Giants, he spent the 2008 season in the minor league training operations department of the Oakland A's. He also worked as an athletic trainer in the Boston Red Sox chain during the 2006 and 2007 seasons. He currently resides in Rockaway Park, NY during the off-season.



S&C Coach **Adam Vish**

Years with Giants: 1 Season
Professional Experience: 3 Seasons
 2 with Kansas City Royals
Flying Squirrels Debut: N/A
Resides: Moon Township, PA
Acquired: Signed by Giants (2013)



Vish begins his second season with the Giants and first in Richmond in 2014. In his first season with San Francisco he served as the Strength & Conditioning Coach with Augusta (A). His previous experience includes two seasons with the Kansas City Royals where he was named the Carolina League PBSCCS S&C Coach of the Year while with the Wilmington Blue Rocks. Vish is a 2010 graduate of the University of Pittsburgh where he earned his B.S. in Exercise Science and his M.S. in Exercise and Human Physiology. He holds RSCC and CSCS certifications from the NSCA. He currently resides in Moon Township, PA.

2014 FLYING SQUIRRELS



RHP Martin Agosta

Height/Weight: 6-2/180
Bats/Throws: Right/Right
Born: April 7, 1991 in Sacramento, CA
Resides: Sacramento, CA
Acquired: Selected by the Giants in the 2nd Round
 2012 MLB June Draft



THE AGOSTA FILE

Flying Squirrels Debut:
N/A

Last Team:
Augusta GreenJackets

CAREER HIGHS:

IP (S): 7.0 (x4) ... last, 6/13/13 @ CSC
IP (R): Has Never Relieved
H: 6 (x2) ... last, 5/13/13 vs. ROM
BB: 5 (x2) ... last, 8/20/13 @ LEX
SO: 10 (x2) ... last, 6/17/13 vs. LEX

The Giants weren't scared away by Agosta's diminutive stature during the 2012 draft, and felt they got a steal in the second round. That might have had something to do with the success of the wafer-thin Tim Lincecum, who Agosta cites as his idol. The St. Mary's product impressed in his first full season in 2013, spending the year with Augusta (A) as a 22-year old. A blister issue and a bout of dead-arm limited him throughout the season, but he showcased advanced pitchability for the level to retire hitters. The ailments did force a dip in his velocity, which reportedly returned during instructional league. Many see Agosta as a reliever down the road, but the Giants will treat him as a starter for now. He will pitch in 2014 as a 23-year old, and like many college draftees, he will have the gas pedal pressed in his development. He certainly did enough in 2013 to warrant a promotion to San Jose (A+). He figures to be a member of the starting rotation along with draft classmate Chris Stratton on opening day, but both will be in line for a promotion to Richmond should they perform well in the Cal League.

2013

Spent his first full professional season with Low-A Augusta ... Compiled a team-leading 2.06 ERA over 91.2 IP, holding opponents to a .180 AVG ... Struck out six (6) or more batters in 11 of 18 starts ... Compiled double-digit (10) strikeouts in a pair of outings (5/6, 6/7) ... Posted a 7-2 first half record with a 1.97 ERA, compared to 2-1, 2.35 following the break ... Was named a SAL Southern Division Mid-Season All Star ... Was SAL Pitcher of the Week for week ending 6/10, after a 7.0 inning outing vs. Lexington where he allowed no runs on two (2) hits, walking only two (2) batters while collecting 10 strikeouts ... Rated the #15 prospect in organization according to *Baseball America* entering the 2013 season ... Rated as the #21 prospect in the organization entering 2014 ... Dealt with blister and dead-arm issues.

2012

Made professional debut with AZL Giants (R) ... Posted a 4.22 ERA over 10.2 IP ... Struck out 19 of 50 batters faced.

PERSONAL & MISCELLANEOUS

Middle name (Lennon) is in honor of John Lennon, as parents are big Beatles fans ... Graduated from Jesuit High School (CA), where he played with current Giants' prospect Andrew Susac ... Helped lead team to Delta River League and Sac-Joaquin Division I Sectional Championships ... Named to All-Delta River League team ... Attended St. Mary's College of California ... Named to All-West Coast Conference First Team as a sophomore and junior ... Was the Rawlings WCC Pitcher of the Week twice as a sophomore, throwing his first career complete game shutout on 4/1 ... Was drafted by the Giants in the 2nd round of the 2012 draft, after his junior year.

AGOSTA'S CAREER PITCHING STATISTICS

Year	Team	League	ORG	W	L	PCT	ERA	G	GS	CG	SHO	SV	SVO	IP	H	R	ER	HR	HB	BB	SO	WP	AVG
2012	AZL Giants	AZL	SF	0	0	.000	4.22	5	5	0	0	0	0	10.2	8	5	5	0	2	9	19	2	.205
2013	Augusta	SAL	SF	9	3	.750	2.06	18	18	0	0	0	0	91.2	57	24	21	4	7	43	109	10	.180
Minor League Totals				9	3	.750	2.29	23	23	0	0	0	0	102.1	65	29	26	4	9	52	128	12	.183

Organization

2014 Flying Squirrels

2013: In Review

History & Records

Eastern League

SF Giants

General Info



2014 FLYING SQUIRRELS

Organization

2014 Flying Squirrels


2013: In Review

History & Records

Eastern League

SF Giants

General Info



c Jeff Arnold

Height/Weight: 6-2/205
 Bats/Throws: Right/Right
 Born: January 13, 1988 in Louisville, KY
 Resides: Louisville, KY
 Acquired: Selected by the Giants in the 26th Round
 2010 MLB June Draft



THE ARNOLD FILE

Flying Squirrels Debut: N/A

Last Team: San Jose Giants

CAREER HIGHS:

Runs: 3 (Many) ... last, 8/20/13 @ STK
 Hits: 3 (Many) 7/2/13 @ MOD
 HR: ... 2 (x2) last, 5/7/13 @ BAK
 RBI: 4 7/12/13 vs. @ VIS
 SB: 1 Many

When the Giants returned Arnold to Augusta (A) in 2012, it may have been seen as a demotion by some. Not to the Giants, who wanted Arnold to work with the star-studded group of young pitchers they had at the level. Arnold didn't let the opportunity slip past him, building a solid relationship with the top arms in the system. The Louisville-product advanced along with those pitchers to San Jose (A+) in 2013, and once again provided a steady foundation for a team that posted the best record in the California League. An excellent receiver, Giants' instructors have entrusted the future of their pitching staff to the 26-year old. He certainly should have been the choice to replace Andrew Susac in Richmond in 2013 when the prospect went down to injury. However, San Francisco didn't want to disrupt the chemistry established in San Jose. That group of arms will move up to Double-A in 2014, and in turn so will Arnold - most likely as the Squirrels starting catcher. The Giants may want Susac to work with some of the arms of the future in Richmond, but even if Susac returns, Arnold will split the Squirrels' catching job with him.

2013

Spent entire season with San Jose (A+) where he appeared in a career-high 97 games and hit .251 ... Appeared in 7-of-8 post-season games, all as a catcher ... Threw out 32% (35-of-108) of base stealers ... Batted .429 (6-14) with bases loaded ... Was selected as a midseason California League All-Star and went 1-1 with a BB in Carolina vs. California All-Star Game

2012

Split season between Augusta (A) and San Jose (A+) ... Began season with San Jose and appeared in 11 games. Was transferred to Augusta on 5/7 ... Played in 75 games with the Greenjackets and hit .293 (17-58) in the month of June ... Returned to San Jose 9/3 for final regular season game ... Was on San Jose postseason roster and appeared in game one of playoffs (0-2) ... Threw out a combined 36% (35-97) of base runners for the season.

2011

Spent all year with Augusta and hit .213 with six (6) HRs and 23 RBI's in 80 games ... Caught 41-of-88 base stealers (47%) ... Batted .240 (46-192) against RHP and .145 (11-76) vs. LHP ... Hit .302 (13-43) in month of July

2010

Appeared in 36 games with Salem-Keizer (A-), all as a catcher ... Hit two (2) homeruns on 8/7 at Eugene ... Threw out 40% (21-52) of base stealers...

PERSONAL & MISCELLANEOUS

Selected by the Giants in the 26th round of the 2010 draft from University of Louisville ... Graduated Louisville Male High School (KY) in 2006 ... Tied the Babe Ruth World Series record with four hits in a single game ... Played all four collegiate seasons at Louisville (2007-2010) ... Was a Johnny Bench Award semifinalist (top college catcher) as a senior in 2010.

ARNOLD'S CAREER BATTING STATISTICS

Year	Team	League	ORG	AVG	G	AB	R	H	2B	3B	HR	RBI	BB	IBB	SO	SB	CS	OBP	SLG	OPS
2010	Salem-Keizer	NOR	SF	.241	36	112	11	27	8	1	3	10	6	0	29	2	1	.286	.411	.697
2011	Augusta	SAL	SF	.213	80	268	30	57	16	0	6	23	25	1	80	2	0	.293	.340	.633
2012	Augusta	SAL	SF	.238	75	240	26	57	19	1	3	23	23	0	72	1	1	.325	.363	.688
2012	San Jose	CAL	SF	.429	12	35	6	15	4	0	0	8	1	0	9	1	0	.462	.543	1.005
2013	San Jose Giants	CAL	SF	.251	97	350	53	88	26	4	13	61	38	0	116	4	0	.333	.460	.793
	Minor League Totals			.243	300	1005	126	244	73	6	25	125	93	1	306	10	2	.320	.402	.722



2014 FLYING SQUIRRELS



LHP Bryce Bandilla

Height/Weight: 6-4/235
Bats/Throws: Left/Left
Born: January 17, 1990 in Sacramento, CA
Resides: Fair Oaks, CA
Acquired: Selected by Giants in the 4th Round 2011 MLB June Draft



THE BANDILLA FILE

Flying Squirrels Debut:
N/A

Last Team:
San Jose Giants

CAREER HIGHS:

IP (S):... 6.0..... 7/27/12 vs. HIC
IP (R):... 2.0 (x6)... last, 4/16/13 vs. STK
H:..... 10..... 8/2/12 @ ROM
BB:..... 6..... 5/5/12 @ HAG
SO:..... 10..... 5/11/12 vs. GLV

Bandilla is the type of pitcher that every organization likes to stockpile. A lefty with a big arm and limitless potential. The Giants tried him as a starter at Augusta (A) in 2012, but injuries shortened his season. The Arizona Wildcat found a new home in the San Jose (A+) bullpen in 2013 and showcased what the future may hold. The Sacramento, CA, native has admitted using only a fastball in high school, and that developing a curveball in college didn't "work out." However, his changeup has advanced to the point that he struck out 72 batters in 42.1 innings. He is admittedly raw, evidenced by 25 walks, but attributes the wildness to overthrowing rather than a lack of control. The Giants were pleased with the progression of his slider and his progression overall. Big lefties that can hit 95 on the radar gun will get every opportunity to succeed, and Bandilla has given San Francisco no reason to believe he doesn't deserve his shot. He will advance along with a prospect-laden group of young pitchers to Richmond, and should hold down a spot at the backend of the Squirrels' bullpen on opening day.

2013

Pitched entire season in San Jose (A+) ... Made 38 appearances, all out of the bullpen, logging 44.1 innings ... Successfully converted five of six save opportunities ... Posted a 3.65 ERA with 25 walks and 72 strikeouts on the season ... Collected a season-high six (6) strikeouts over 2.0 innings of work on 4/10 @ Stockton, with no runs and no hits ... Appeared in a combined four games in July and August, due to a lingering injury landing him on the disabled list.

2012

Made his first professional start in Augusta (A) on 4/8 ... Made 11 appearances with the GreenJackets, nine of which were starts, while posting a 3.05 ERA over 44.1 IP ... Collected a career-high 10 strikeouts on 5/11 ... Started four games for AZL (14.0 IP, 2 BB, 20 SO).

PERSONAL & MISCELLANEOUS

Was originally drafted by Cincinnati in the 28th round in 2008 out of Bella Vista High School (CA) but did not sign ... As a senior, turned in a 9-0 record with an exceptional 0.13 ERA, allowing a single earned run over 55 IP ... Was named league MVP as a senior ... Attended the University of Arizona ... Made a total of 55 appearances over two seasons, posting a 9-7 record in 126.2 IP (4.90 ERA) ... Received 2010 Pac-10 All-Conference Honorable Mention ... Was Giants' 4th round selection in 2011 ... Has said that he pitched in high school entirely with his fastball and that his fastball remains his primary pitch despite learning a changeup while at Arizona ... Grew up in Sacramento, but cites the Atlanta Braves as his childhood team of choice.

BANDILLA'S CAREER PITCHING STATISTICS

Year	Team	League	ORG	W	L	PCT	ERA	G	GS	CG	SHO	SV	SVO	IP	H	R	ER	HR	HB	BB	SO	WP	AVG
2012	AZL Giants	AZL	SF	0	0	.000	1.93	4	4	0	0	0	0	14.0	7	3	3	1	0	2	20	0	.143
2012	Augusta	SAL	SF	2	4	.333	3.05	11	9	0	0	0	0	44.1	44	26	15	1	0	28	48	5	.256
2013	San Jose	CAL	SF	1	4	.200	3.65	38	0	0	0	5	6	44.1	26	20	18	5	1	25	72	7	.167
Minor League Totals				3	8	.273	3.16	53	13	0	0	5	6	102.2	77	49	36	7	1	55	140	12	.204

Organization

2014 Flying Squirrels

2013: In Review

History & Records

Eastern League

SF Giants

General Info





2014 FLYING SQUIRRELS

Organization

2014 Flying Squirrels

2013: In Review

History & Records

Eastern League

SF Giants

General Info



LHP Ty Blach

Height/Weight: 6-2/200
 Bats/Throws: Right/Left
 Born: October 20, 1990 in Denver, CO
 Resides: Centennial, CO
 Acquired: Selected by the Giants in the 5th Round
 2012 MLB June Draft



THE BLACH FILE

Flying Squirrels Debut: N/A

Last Team: San Jose Giants

CAREER HIGHS:

IP (S): ... 8.0 5/23/13 @ IE
 IP (R): ... 5.0 (x2) .last, 7/26/13 @ STK
 H: 11 5/2/13 vs. BAK
 BB: 2 (x5)last, 8/28/13 vs. VIS
 SO: 11 5/21/13 @ IE

There are solid first impressions and then there is what Blach did in his first professional season in 2013. The Creighton-product was pushed to the Advanced-A California League and topped the circuit in both wins and ERA. Following the season he was tabbed as the CAL Pitcher of the Year and vaulted into *Baseball America's* prospect rankings as the #8 prospect in the San Francisco system. Billed as a true four-pitch hurler with exceptional command, Blach showcased an extreme command of his entire array of pitches in 2013. Impressed by his work ethic and performance, the Giants gave serious consideration to promoting him to Double-A in just his first professional season, but ultimately decided to let him gain confidence in the California League for the rest of the year. Lost among a group of heralded hurlers at the outset of 2013, Blach won't enjoy the luxury of anonymity in 2014 when he will open the year near the top of the Richmond (AA) rotation. He will arrive in the River City with the expectation of being the next lefty to have tremendous success at The Diamond, following Eric Surkamp, Mike Kickham and Jack Snodgrass.

2013

Pitched first professional season with San Jose (A) ... Posted a California League-best record and ERA (12-4, 2.90) ... Was second in the league in WHIP (1.09) ... Threw a pair of 10+ strikeout games (5/21, 7/12) ... Had a 6.5 strikeout-to-walk ratio (117:18) ... Pitched the second-most innings on the SJ staff (130.1) ... Was named a mid-season California League All-Star ... Made appearances in the CAL Division Finals and Championship Series (0-1, 12.1 IP, 12 H, 3 ER, 2 BB, 11 SO) ... Was named a California League Post-Season All-Star ... Was named the California League Pitcher of the Year ... Was tabbed by *Baseball America* as the #8 prospect in the San Francisco system following the season ... Touted as having the best control in the Giants' chain by *Baseball America*.

PERSONAL & MISCELLANEOUS

Attended Regis Jesuit High School (CO) where he played both baseball and tennis ... Had a 7-1 record with 3.42 ERA ... Named to the All-State Academic First Team his junior and senior year ... Was a First Team All-Conference and All-Area selection his senior year ... Played in the Colorado Senior All-Star Game ... Attended Creighton University (Omaha), where he led the team in ERA as a freshman ... Accumulated a variety of awards and acknowledgements during his stint with the Bluejays, including Missouri Valley Conference Player of the Week (2/20/12), MVC First Team Scholar-Athlete (2011), and CoSIDA Academic All-American (2011) ... Selected by the Giants in the 5th round of the 2012 June Draft ... Signed for \$224,500.

BLACH'S CAREER PITCHING STATISTICS

Year	Team	League	ORG	W	L	PCT	ERA	G	GS	CG	SHO	SV	SVO	IP	H	R	ER	HR	HB	BB	SO	WP	AVG
2013	San Jose	CAL	SF	12	4	.750	2.90	22	20	0	0	0	0	130.1	124	46	42	8	2	18	117	8	.248
	Minor League Totals			12	4	.750	2.90	22	20	0	0	0	0	130.1	124	46	42	8	2	18	117	8	.248

2014 FLYING SQUIRRELS



RHP Clayton Blackburn

Height/Weight: 6-3/220
Bats/Throws: Left/Right
Born: January 6, 1993 in Amarillo, TX
Resides: Edmond, OK
Acquired: Selected by Giants in 16th Round 2011 June Draft



THE BLACKBURN FILE

Flying Squirrels Debut:
N/A

Last Team:
San Jose Giants

CAREER HIGHS:

IP (S): ... 8.2 6/5/12 vs. GBO
IP (R): ... 3 7/12/11 vs. AZL
H: ... 8 (x5) last, 6/23/13 @ STK
BB: ... 4 (x3) last, 6/29/13 vs. STK
SO: ... 10 (x2) last, 8/20/12 @ GVL

The Giants seemed to have pulled off a coup of sorts, landing Blackburn in the 16th round of the 2011 draft. They paid him well above slot money, believing he was ready to turn professional. They were right, as he signed, rather than fulfill a commitment to Oklahoma. He dazzled as a 19-year old in the South Atlantic in 2012, leading the circuit in strikeouts while with Augusta (A). During that time, he showed an advanced feel for four pitches, and shot up *Baseball America's* list of Giants' prospects to #6 entering 2013. It wasn't that 2013 was a disappointment, but the 20-year old wasn't able to recreate the level of dominance he established in the SAL. San Francisco attributed his brief struggles with command to a variety of minor injuries that the big-bodied hurler pitched through to lead San Jose (A+) in innings. All things considered, his season was more than enough to take the next step to Richmond in 2014. He will be a big - no pun intended - part of the most anticipated starting staff in franchise history, with the luxury of allowing Kyle Crick and Ty Blach to shoulder most of the burden of expectation.

2013

Spent entire season in San Jose (A+), where he compiled a 3.65 ERA over a team-high 133.0 IP ... Averaged 1.038 strikeouts per inning on the season while only walking 35 batters ... Named CAL Pitcher of the Week for the week ending 7/28, after striking out six in an eight-inning outing where he allowed just one run on three hits vs. LAN on 7/25 ... Threw a no decision in Game 4 of the CAL League Division Finals @ Visalia, where he gave up five (5) runs on seven (7) hits, striking out eight with one walk over 6.0 IP ... Rated as the #6 prospect in the San Francisco system prior to the season and the #10 prospect following it by *Baseball America*.

2012

Pitched entire regular season with Augusta, was promoted to San Jose for the playoffs ... At age 19, led the South Atlantic League in strikeouts (143), K-BB ratio (7.9) and WHIP (1.02) ... Struck out six (6) or more batters in 16-of-22 starts ... Had a pair of 10-strikeout performances (5/17, 8/20) ... Earned the victory in game one of the California League Playoffs over Modesto (7IP ER, 3H, 9K) ... Rated the #21 prospect entering the season ... Former Flying Squirrels' First Baseman Vves Hodges, after spending two weeks with the Greenjackets, proclaimed that he felt Blackburn could pitch effectively in the big leagues now.

2011

Made professional debut with AZL Giants on 7/1 ... Appeared in 12 games with six starts and a combined 33.1 innings pitched ... Earned win in first round of the AZL playoffs (6IP, 2ER).

PERSONAL & MISCELLANEOUS

Drafted by the Giants in the 16th round of 2011 out of Edmond Santa Fe High School (Edmond) ... Was committed to Oklahoma before signing an over-slot \$150,000 bonus with San Francisco.

BLACKBURN'S CAREER PITCHING STATISTICS

Year	Team	League	ORG	W	L	PCT	ERA	G	GS	CG	SHO	SV	SVO	IP	H	R	ER	HR	HB	BB	SO	WP	AVG
2011	AZL Giants	AZL	SF	3	1	.750	1.08	12	6	0	0	0	0	33.1	16	6	4	2	3	3	30	1	.140
2012	Augusta	SAL	SF	8	4	.667	2.54	22	22	0	0	0	0	131.1	116	47	37	3	8	18	143	5	.232
2013	San Jose	CAL	SF	7	5	.583	3.65	23	23	0	0	0	0	133.0	111	67	54	12	9	35	138	6	.224
Minor League Totals				18	10	.643	2.87	57	51	0	0	0	0	297.2	243	120	95	17	20	56	311	12	.219



2014 FLYING SQUIRRELS

Organization

2014 Flying Squirrels

2013: In Review

History & Records

Eastern League

SF Giants

General Info



RHP Drew Bowlin

Height/Weight: 6-1/190
 Bats/Throws: Right/Right
 Born: December 28, 1986 in Knoxville, TN
 Resides: Dandridge, TN
 Acquired: Selected by the Giants in the 23rd Round
 2007 MLB June Draft



THE BOWLIN FILE

Flying Squirrels Debut:
8/26/11 @ ACR

Last Team:
Richmond Flying Squirrels

CAREER HIGHS:

IP (S): 4 (x3).....last, 7/12/08 @ YAK
 IP (R):.....4.1.....7/17/13 vs. ACR
 H:.....6.....7/27/08 vs. CUB
 BB:.....3 (Many).....last, 8/30/13 vs. HAR
 SO:.....3.....Many

The hard-throwing Bowlin was one of the arms that the Giants sent to Richmond (AA) from Augusta (A) during the tail-end of the 2011 season. While Bowlin had never appeared above the low-A level, he acclimated himself nicely in three regular season appearances as the Squirrels dramatically advanced to the post-season on the final day of the season. Despite his brief success, the Giants put him back on his previous developmental track and he spent the entire 2012 season at San Jose (A+), where he posted solid if not spectacular numbers. His 2013 season turned into a feast or famine campaign. He once again started in the California League, but was suspended by the Giants during his third appearance of the season for an on-field altercation. He was reinstated and given a change of scenery upon his reinstatement and joined the Squirrels struggling bullpen. His stint with the Squirrels started well and finished poorly, with the 26-year old showing flashes of brilliance along the way. The potential is still there with Bowlin, but he'll need to show maturity to take innings away from younger prospects - regardless of what level he opens the season at.

2013

Pitched a combined 6.1 innings in San Jose (A+) and Fresno (AAA) while spending most of the season in Double-A Richmond (44.1 IP) ... Began his year in San Jose, but was suspended by the Giants after an on-field altercation on 4/26 ... Reinstated by San Francisco and joined Richmond on 5/24 ... Did not allow a run in eight of his first nine appearances with the Squirrels, striking out 10 ... Before the All Star break had an ERA of 1.93, compared to the 8.14 ERA he compiled post-break ... Went 3-1-0 in 16 games at home, while posting a road record of 1-2-0 over the same number of appearances (16).

2012

Pitched entire season for San Jose (A+) ... Made 36 appearances out of the bullpen (34 IP) ... Made one scoreless appearance in best-of-three post-season mini-series vs. Modesto (0.2 IP) ... Did not allow a run in final eight outings of the year (9.1 IP)

2011

Split year between Augusta (A) and Richmond (AA) ... Pitched primarily out of the bullpen for the Greenjackets (45 games) and was promoted to Richmond 8/26 ... Was on the Squirrels post-season roster despite only pitching in three games at Double-A ... Lone playoff appearance was in game two of Championship Series (0.1 IP, 2ER) vs. the New Hampshire Fisher Cats in Manchester, NH.

2010

Missed entire season with Tommy John surgery

2009

Appeared in 22 games, all out of the bullpen for Salem-Keizer ... Collected six saves in eight opportunities ... In 27.2 innings struck out 33 batters ... Limited opponents to a .194 average.

2008

Made professional debut 6/21 with Salem-Keizer ... Made five starts for Salem-Keizer ... appeared in seven games out of bullpen with AZL Giants.

PERSONAL & MISCELLANEOUS

Selected by giants in 23rd round of 2007 June Draft ... Attended Chattanooga State Technical Community College (Chattanooga, TN) ... Attended University of Tennessee for one season (2006) before transferring to Chattanooga State ... Graduated from Jefferson County High School in Dandridge, Tenn. ... Named to the 2005 TSWA Class AAA All-State Team.

BOWLIN'S CAREER PITCHING STATISTICS

Year	Team	League	ORG	W	L	PCT	ERA	G	GS	CG	SHO	SV	SVO	IP	H	R	ER	HR	HB	BB	SO	WP	AVG
2008	Salem-Keizer	NOR	SF	0	3	.000	5.74	5	0	0	0	0	0	15.2	19	11	10	1	4	10	10	3	.302
2008	AZL Giants	AZL	SF	1	0	1.000	12.10	7	0	0	0	0	0	9.2	16	15	13	0	0	10	11	4	.364
2009	Salem-Keizer	NOR	SF	1	1	.500	2.60	22	0	0	0	6	8	27.2	20	9	8	2	1	10	33	4	.194
2010	Injured	SF	SF	0	0	.000	0.00	0	0	0	0	0	0	0.0	0	0	0	0	0	0	0	0	0.000
2011	Augusta	SAL	SF	2	0	1.000	3.66	45	0	0	0	3	6	51.2	42	22	21	1	5	26	33	8	.235
2011	Richmond	EAS	SF	0	0	.000	2.84	3	0	0	0	0	0	6.1	4	2	2	1	0	4	4	1	.174
2012	San Jose	CAL	SF	3	1	.750	3.97	36	0	0	1	2	34.0	30	16	15	2	2	21	39	4	.238	
2013	Fresno	PCL	SF	0	0	.000	20.25	1	0	0	0	0	0	1.1	2	3	3	1	0	3	1	0	.400
2013	San Jose	CAL	SF	0	0	.000	5.40	3	0	0	0	0	0	5.0	6	3	3	0	1	4	7	0	.300
2013	Richmond	EAS	SF	4	3	.571	4.87	32	0	0	0	2	44.1	36	25	24	4	2	24	33	1	.221	
Minor League Totals				11	8	.579	4.55	154	5	0	0	10	18	195.2	175	106	99	12	15	112	171	25	.241



2014 FLYING SQUIRRELS



LHP Ryan Bradley

Height/Weight: 6-1/195
Bats/Throws: Switch/Left
Born: July 15, 1988 in Columbus, OH
Resides: Mattoon, IL
Acquired: Selected by the Giants in the 30th Round 2010 MLB June Draft



THE BRADLEY FILE

Flying Squirrels Debut:
4/8/13 vs. BOW

Last Team:
Richmond Flying Squirrels

CAREER HIGHS:

IP (S): ... 8.0 7/26/12 @ BAK
IP (R): ... 4.1 7/31/11 vs. SAV
H: 12 5/14/13 @ HAR
BB: 6 6/15/12 vs. MOD
SO: 7 (x2) last, 8/28/12 @ LE

Like 2012 Flying Squirrels' closer Brett Bochy, Ryan Bradley has an influential father in the San Francisco system. His father, Bert, is the Coordinator of Minor League Pitching Instruction for the Giants. In that role he oversees the development of all Giants' minor league pitching prospects. That includes Ryan, who has made a steady incremental climb through the system. Originally a reliever as a pro, Bradley made the move to the rotation while with Augusta (A) in 2011 and had markedly more success than he had in relief. He continued as a starter as he advanced to San Jose (A+) in 2012 where he proved durable, making 28 starts. Bradley was a member of the Squirrels' opening day rotation in 2013, but conceded an opponent average of .414 through his first seven starts and was placed on the disabled to work through some issues. He returned as a reliever after a month absence and had more success in a relief role. Innings will be much tougher to come by in the River City in 2014 than they were last year, and Bradley's placement at the outset of the season will largely depend on his performance in Spring Training.

2013

Continued annual climb through the system, spending the entire season in Richmond (AA), both as a starter and out of the bullpen ... Placed sixth on the team with 65.0 IP ... Successfully converted only SVO on 8/22 vs. Altoona ... Only allowed two of 11 inherited runners to score ... Opponents went 100-for-277 (.361 AVG).

2012

Spent entire season in San Jose and led the league in starts (28) ... Placed 5th in innings pitched (152.1) and 4th in walks allowed (58) ... Set a career-high in strikeouts with seven on 6/24 at Visalia ... Matched seven strikeouts on 8/28 at Lake Elsinore ... Opponents had a .296 batting average against. (183 hits).

2011

Spent the entire season with Augusta (Low-A), working as both a starter and a reliever with 28 total appearances ... Joined the starting rotation in July and final nine outings were as a starter ... Pitched to a 3.59 ERA in rotation (52.2IP, 21ER) and a 5.74 ERA out of bullpen (26.2IP, 17ER).

2010

Appeared in 18 games pitching entirely in relief for AZL.

PERSONAL & MISCELLANEOUS

Drafted in the 30th round of 2010 by giants out of Southern Illinois University ... Was originally drafted by the giants out of Mattoon High School (IL) in 50th round of 2006, did not sign ... Pitched two seasons at Kaskaskia College from 2007-08 ... Pitched two seasons 2009 and 2010 at SIU ... Was used exclusively as a reliever in his first season at SIU in 2009 ... Father, Bert, is the San Francisco Giants Coordinator of Minor League Pitching and was the San Jose pitching coach in 2000 and 2001.

BRADLEY'S CAREER PITCHING STATISTICS

Year	Team	League	ORG	W	L	PCT	ERA	G	GS	CG	SHO	SV	SVO	IP	H	R	ER	HR	HB	BB	SO	WP	AVG
2010	AZL Giants	AZL	SF	3	1	.750	6.62	18	0	0	0	0	1	17.2	27	16	13	1	0	9	18	3	.342
2011	Augusta	SAL	SF	4	2	.667	4.31	28	10	0	0	0	1	79.1	90	43	38	7	3	32	48	3	.300
2012	San Jose	CAL	SF	10	7	.588	4.90	28	28	1	1	0	0	152.1	183	94	83	13	7	58	94	8	.296
2013	Richmond	EAS	SF	0	6	.000	6.37	23	11	0	0	1	1	65.0	100	59	46	7	3	34	37	8	.361
Minor League Totals				17	16	.515	5.15	97	49	1	1	1	3	314.1	400	212	180	28	13	133	197	22	.314

Organization

2014 Flying Squirrels

2013: In Review

History & Records

Eastern League

SF Giants

General Info





2014 FLYING SQUIRRELS

Organization

2014 Flying Squirrels


2013: In Review

History & Records

Eastern League

SF Giants

General Info



RHP Jorge Bucardo

Height/Weight: 6-4/190
 Bats/Throws: Right/Right
 Born: October 18, 1989 in Leon, NI
 Resides: Leon, NI
 Acquired: Signed by the Giants as a NDFFA September 1st, 2006



THE BUCARDO FILE

Flying Squirrels Debut: N/A

Last Team: Augusta Greenjackets

CAREER HIGHS:

IP (S): ... 8.2 6/12/10 vs. HIC
 IP (R): ... 4.2 9/1/10 vs. IE
 H: ... 10 7/25/08 @ ANG
 BB: ... 7 8/5/10 vs. STK
 SO: ... 9 5/15/10 @ CSC

Bucardo had put himself on the Giants' radar at the beginning of the 2010 season, dominating the South Atlantic League while with the Augusta Greenjackets (A). So thin that former San Francisco Farm Director Fred Stanley was fond of saying "he could sleep in the barrel of a shotgun," his arm began to wear down at the conclusion of that 2010 season. He struggled after a promotion to San Jose (A+) at the tail-end of the year, and missed all of 2011 due to a shoulder injury. 2012 was also pretty much a wash. He seemed to arrive in good health at San Jose to open last year, but was once again placed on the DL with shoulder inflammation. The Nicaraguan is still just 24, and he seemed to find his footing upon being sent back to Augusta, where he served as the team's closer, and tossed 44 total innings. Barring a setback with his shoulder in Spring Training, Bucardo will more than likely open the 2014 season in the San Jose bullpen. However, it is a time of great promise among Giants' farmhands and upward movement is expected throughout the season. If success in Richmond leads to a vacated spot in the bullpen, Bucardo could fill it if he proves healthy and effective in the CAL.

2013

Split season between San Jose (A+) and Augusta (A) ... Pitched 9.1 innings for SJ before being placed on the disabled list with shoulder inflammation ... Assigned to Augusta on 6/6 ... Posted an impressive 1.84 ERA over 44.0 IP, successfully converting all but one save opportunity (2-1-6 record).

2012

Was limited to just 11.0 IP in relief with Salem-Keizer due to continued shoulder issues.

2011

Did not pitch due to a shoulder injury.

2010

Began season with Low-A Augusta ... Was assigned to San Jose (A+) on 7/27 after compiling a 9-4-0 record and leading the Greenjackets with a 2.21 ERA ... Pitched a career-high 8.2 innings vs. HIC on 6/12 ... Named to the SAL Mid and Post-Season All-Star Rosters ... Made eight appearances at the Advanced-A level, allowing three (3) HR and being charged with four (4) Balks with a 4.42 ERA and 2-2 record ... Was ranked the Giants' #21 prospect after the season by Baseball America.

2009

Appeared in 15 regular season games for Salem-Keizer, as well as one post-season outing ... Led team and was third in the Northwest League with 81.2 IP ... Led the league with a 1.05 WHIP ... Held batters to a league-second .229 average ... Took a complete game loss vs. Tri-City in game one of the NOR Finals (8.0 IP, 2.25 ERA, 8 H, 0 W, 6 SO) ... Was a NOR Post-Season All Star.

2008

Spent entire season with AZL Giants (Rookie) ... Threw 51.1 innings, all as a starter ... Pitched a shutout on 8/7 vs. ATH with two (2) walks and seven (7) strikeouts.

2007

Appeared in 12 games for the DSL Giants, starting in all but one ... Posted a 7-2-0 record with a 1.35 ERA in 60.0 innings of work ... Did not allow an earned run in first five (5) outings ... Struck out 39 batters on the season while only walking seven (7) ... Held opponents to a .200 average against.

PERSONAL & MISCELLANEOUS

Native of Leon, Nicaragua ... Was signed by the Giants as a non-drafted free agent as a 16 year old ... Played with older brother Wilber in Salem-Keizer in 2009.

BUCARDO'S CAREER PITCHING STATISTICS

Year	Team	League	ORG	W	L	PCT	ERA	G	GS	CG	SHO	SV	SVO	IP	H	R	ER	HR	HB	BB	SO	WP	AVG
2007	DSL Giants	DSL	SF	7	2	.778	1.35	12	11	0	0	0	0	60.0	45	15	9	3	4	7	39	1	.200
2008	AZL Giants	AZL	SF	3	1	.750	3.68	11	11	1	1	0	0	51.1	51	24	21	4	1	15	51	3	.259
2009	Salem-Keizer	NOR	SF	6	3	.667	2.64	15	15	0	0	0	0	81.2	65	28	24	3	8	21	64	1	.229
2010	Augusta	SAL	SF	9	4	.692	2.21	19	18	1	0	0	0	114.0	83	36	28	3	5	31	95	3	.203
2010	San Jose	CAL	SF	2	2	.500	4.42	8	7	0	0	0	0	38.2	46	22	19	3	4	19	26	4	.297
2011	Injured	DID NOT PITCH																					
2012	Salem-Keizer	NOR	SF	0	0	.000	6.55	8	0	0	0	0	1	11.0	14	10	8	1	1	2	7	0	.304
2013	San Jose	CAL	SF	0	0	1.000	4.82	5	0	0	0	0	0	9.1	8	5	5	0	1	3	7	0	.242
2013	Augusta	SAL	SF	2	1	.667	1.84	27	0	0	0	6	7	44.0	31	9	9	1	3	11	40	2	.197
Minor League Totals				31	13	.705	2.70	105	62	2	1	6	8	410.0	343	149	123	18	27	109	329	14	.228

2014 FLYING SQUIRRELS



RHP Jose Casilla

Height/Weight: 6-1/210
Bats/Throws: Right/Right
Born: May 21, 1989 in Bani, DR
Resides: Bani, DR
Acquired: Signed by the Giants as a NFA June 7th, 2006



THE CASILLA FILE

Flying Squirrels Debut:
N/A

Last Team:
San Jose Giants

CAREER HIGHS:

IP (S): ... 7.0 7/25/07 vs. DSL (TB)
IP (R): ... 3.0 (x3) ... last, 6/11/13 vs. STL
H: ... 8 (x3) ... last, 6/13/13 @ VIS
BB: ... 5 7/7/07 vs. DSL (NYY)
SO: ... 9 7/13/07 vs. DSL (BOS)

The younger brother of Giants' reliever Santiago Casilla, Jose Casilla was finally able to get back on the mound in 2013 after an elbow injury had kept him off of one for nearly two full seasons. He spent 2013 in San Jose (A+) and the results were encouraging on multiple fronts. His velocity remained strong throughout the season (93-94), while he was able to log 43 appearances and 67 total innings. The pedigree and the stuff have always been there, and had it not been for Tommy John Surgery, both Casilla brothers may have been pitching out of the San Francisco pen by now. As it is, Casilla will open the 2014 season at the age of 24. Time has not passed him by, but he certainly has lost some. He pitched well enough in the California League to earn a place among the current top-prospects in the Giants' system on the Richmond pitching staff. He profiles as a bullpen option that can work longer innings if necessary and should be a valuable reliever for the Flying Squirrels, particularly at the outset of the season when the starters will be on a shorter pitch-count.

2013

Made season debut on 5/11 vs. High Desert with the San Jose Giants ... Pitched 33.1 scoreless innings ... Appeared in a team-second 43 games ... Led CAL with a 1.82 BB-IBB/9 IP ratio.

2012

Did not play due to Tommy John Surgery

2011

Started season in San Jose (A+) ... was limited to just 12.1 innings of work due to elbow injury.

2010

Spent first full professional season with Low-A Augusta ... Selected as a South Atlantic League Mid-Season All-Star ... Led the Greenjackets staff with 14 saves ... Posted a razor-thin 1.16 ERA over 54.1 innings of work ... Had a 41-to-17 strikeout-to-walk ratio.

2009

Spent entire season with Salem-Keizer (SS-A) ... Was second in the Northwest League with 12 saves ... Led team and had a league-second 23 games finished ... Finished the season with a 1.67 ERA ... Struck out 31 batters over 27.0 IP ... Did not allow an earned run in 21 of 25 games.

2008

Began season with the AZL Giants ... Went 3-1-0 with a 1.59 ERA in six outings in the Arizona League before seeing 3.1 innings out of the bullpen with Salem-Keizer.

2007

Made 14 starts and two relief appearances with the DSL Giants ... Pitched a career-high 7.0 innings vs. TB on 7/25 ... Held opponents to a .223 average against ... Carried a 6-3-0 record and 3.76 ERA through the season.

2006

Started two (2) games for the DSL Giants ... Earned WW on 6/14 @ Reds with 5.0 IP (3 H, 0 R, 3 BB, 8 SO).

PERSONAL & MISCELLANEOUS

From Bani, Dominican Republic ... Younger brother of Giants reliever Santiago Casilla ... Signed by Giants as a non-drafted free agent on June 7th, 2006 ... Was released in 2011 to clear a spot on the Giants' 40-man, but was re-signed shortly after.

CASILLA'S CAREER PITCHING STATISTICS

Year	Team	League	ORG	W	L	PCT	ERA	G	GS	CG	SHO	SV	SVO	IP	H	R	ER	HR	HB	BB	SO	WP	AVG	
2006	DSL Giants	DSL	SF	1	0	1.000	2.00	2	2	0	0	0	0	9.0	8	2	2	1	0	4	11	0	.235	
2007	DSL Giants	DSL	SF	6	3	.667	3.76	16	14	0	0	0	0	69.1	58	32	29	0	7	22	58	1	.223	
2008	AZL Giants	AZL	SF	3	1	.750	1.59	6	5	0	0	0	0	22.2	19	10	4	1	2	1	19	1	.216	
2008	Salem-Keizer	NOR	SF	0	0	.000	2.70	2	0	0	0	0	0	3.1	4	1	1	0	1	1	4	0	.308	
2009	Salem-Keizer	NOR	SF	1	1	.500	1.67	25	0	0	0	0	12	13	27.0	22	8	5	0	1	9	31	3	.210
2010	Augusta	SAL	SF	4	1	.800	1.16	46	0	0	0	14	18	54.1	40	9	7	0	3	17	41	5	.214	
2011	San Jose	CAL	SF	0	4	.000	9.49	11	0	0	0	1	2	12.1	17	13	13	1	0	6	4	0	.354	
2013	San Jose	CAL	SF	3	7	.300	3.22	43	2	0	0	5	10	67.0	74	28	24	3	3	13	48	5	.276	
Minor League Totals				18	17	.514	2.89	151	23	0	0	32	43	265.0	242	103	85	6	17	73	216	15	.241	

Organization

2014 Flying Squirrels

2013: In Review

History & Records

Eastern League

SF Giants

General Info





2014 FLYING SQUIRRELS

Organization

2014 Flying Squirrels

2013: In Review

History & Records

Eastern League

SF Giants

General Info



INF Ryan Cavan

Height/Weight: 5-10/180
 Bats/Throws: Switch/Right
 Born: June 28, 1987 in San Mateo, CA
 Resides: Belmont, CA
 Acquired: Selected by the Giants in the 16th Round
 2009 MLB June Draft



THE CAVAN FILE

Flying Squirrels Debut:
4/5/12 @ NBR

Last Team:
San Jose Giants

CAREER HIGHS:

Runs: ... 4 (x2) ... last, 6/27/10 @ KAN
 Hits: ... 4 (x2) ... last, 6/27/10 @ KAN
 HR: ... 2 (x2) ... last, 6/28/10 @ KAN
 RBI: ... 6 ... 8/13/11 @ LAN
 SB: ... 2 (x2) ... last, 5/10/11 vs. LAN

The 26-year old Cavan took a step back in 2013 to attempt to take multiple steps forward in 2014. Despite playing second base everyday for the Squirrels in 2012 and winning the prestigious Rawlings Gold Glove Award, Cavan returned to San Jose (A+) in 2013 as the Giants brought Joe Panik to Richmond and converted him to second base. With Ehire Adrianza also a part of the Squirrels' middle infield, there was no place for the gritty Cavan, who has often been overlooked in the system. He handled the demotion with class, and got off to a torrid start to the year. He was named a California League mid-season All-Star, and more than likely would have returned to the River City when Adrianza was promoted had he not suffered an injury about that same time. The middle infield prospects in the organization have moved past Double-A, which should open an opportunity for Cavan to return in an everyday role for the Squirrels in 2014. If in fact he gets a second crack at the Eastern League, the UC-Santa Barbara product will be looking to improve upon his .228 average from 2012.

2013

Began season with Advanced-A San Jose and appeared in 44 games before being assigned to the DL ... Had a 19-game hitting streak from 4/19 to 5/11 ... Was named to the California League All-Star Roster but was unable to play due to injury ... Went 57-for-182 (.313) in the first half, collecting 13 doubles, two homers and 31 RBI ... Played in 11 games for the AZL Giants in July, posting a .526 average in 38 at bats and acquiring his lone triple on the season before returning to San Jose ... Saw time at 2B, 3B and DH.

2012

Played entire season with Richmond (AA) ... Won 2012 Second Base Rawlings Gold Glove Award given to only one player at each position in all MLB ... Led league at second base with .994 fielding percentage and 99 double plays turned ... Committed only four (4) errors in 684 chances ... Collected 26 multi-hit games ... The switch-hitter batted .168 (19-113) vs. LHP and .249 (78-313) vs. RHP ... Hit 10 HRs and has hit double-digit home runs in each year of full-season play.

2011

Opened his third pro season with Advanced-A San Jose and spent the entire season in the California League ... Batted .270 with 12 HRs and 90 RBIs in 130 games ... Had an eight-game hit streak in which he batted .350 (14-40) with six (6) extra-base hits and 10 runs scored from 5/16 through 5/23 ... Finished 3rd in the league in doubles (38) ... League leader in fielding percentage for second basemen (.993) with just 5 errors in 677 total chances ... Posted a .200 average (3-15) in the postseason with seven (7) strikeouts.

2010

Spent his first full pro season with Low-A Augusta ... Batted .283 with 17 homers and 79 RBIs in 136 games with the Greenjackets ... Ranked 2nd in the South Atlantic League in total bases (244) and games (136) ... Finished 4th in the league in hits (153) and at-bats (541) ... Hit lone career grand slam 6/18 vs. SAV ... Named SAL Batter-of-the-Week for June 21-28 ... Committed 26 errors, second-most in the league for second basemen.

2009

Began his pro career with Salem-Keizer (A-) ... Batted .277 with 9 HRs and 33 RBIs in 58 games with the Volcanoes ... Tied for second in the Northwest League in triples (5) ... Named NWL Batter-of-the-Week for Aug. 31-Sept. 8 ... Played shortstop for the Volcanoes ... Went hitless (0-11) in the NWL playoffs, but scored two runs in the four-game series as the Volcanoes captured the NWL title.

PERSONAL & MISCELLANEOUS

Graduated from the Menlo School (Atherton, CA) ... Named to First-team All-Peninsula Athletic League and San Mateo Times first-team All-County his senior season ... Played shortstop, catcher and pitcher in high school ... Attended Trinity University (TX), Chapman University (CA) and UC-Santa Barbara ... Batted .382 as a freshman at Trinity in 2006 and was named first-team All-Conference in the Southern Collegiate Athletic Conference ... Compiled a .394 batting average at Chapman University and led the Panthers to the 2007 Division III College World Series ... Batted .341 with 4 HRs and 36 RBIs in lone season at UC-Santa Barbara in 2009 ... Named Honorable Mention All-Big West in 2009 ... Selected by the Giants in the 16th round of the 2009 June draft ... Favorite movie is "Gladiator" ... Favorite author is Ernest Hemingway.

CAVAN'S CAREER BATTING STATISTICS

Year	Team	League	ORG	AVG	G	AB	R	H	2B	3B	HR	RBI	BB	IBB	SO	SB	CS	OBP	SLG	OPS	
2009	Salem-Keizer	NOR	SF	.277	58	191	42	53	9	5	9	33	35	0	34	3	2	.399	.518	.917	
2010	Augusta	SAL	SF	.283	136	541	85	153	34	3	17	79	54	0	93	12	7	.352	.451	.803	
2011	San Jose	CAL	SF	.270	130	508	86	137	38	5	12	90	64	1	92	10	4	.352	.435	.787	
2012	Richmond	EAS	SF	.228	129	426	44	97	13	2	10	40	32	3	89	3	3	.283	.338	.621	
2013	AZL Giants	AZL	SF	.526	11	38	8	20	4	1	0	11	4	0	3	0	0	.568	.684	1.252	
2013	San Jose	CAL	SF	.283	75	300	41	85	16	0	3	38	21	2	42	1	4	.331	.367	.698	
Minor League Totals					.272	539	2004	306	545	114	16	51	291	210	6	353	29	20	.344	.421	.765



Richmond Flying Squirrels

2014 FLYING SQUIRRELS



UTIL **Juan Ciriaco**

Height/Weight: 6-0/165
Bats/Throws: Right/Right
Born: August 15, 1983 in San Pedro de Macoris, DR
Resides: Santo Domingo, DR
Acquired: Selected by the Giants from the San Diego Padres
 2007 Minor League Rule V Draft



THE CIRIACO FILE

Flying Squirrels Debut:
5/7/2010 @ HAR

Last Team:
Richmond Flying Squirrels

CAREER HIGHS:

Runs: 4 8/22/11 vs. HDM
Hits: 4 (x3) last, 7/15/12 @ HAR
HR: 2 (x2) last 8/27/08 vs. HIC
RBI: 5 8/27/08 vs. HIC
SB: 2 (x2) last, 5/27/07 vs. LAN

The Giants nabbed Ciriaco during the minor league phase of the 2007 Rule V draft from the San Diego Padres. Since that time, the versatile infielder has appeared at four different levels in the San Francisco system, including stints with Triple-A Fresno in 2009, 2010, 2012 and 2013. He has supplied much-needed depth at multiple positions, and due to that role has bounced fairly frequently from level to level throughout the system. In that role, he saw action in 48 games for the Flying Squirrels during their inaugural season in 2010, splitting his time between first base, second base, third base, shortstop and the outfield. The utility needs for the Giants placed Ciriaco in San Jose (A+) for the entirety of the 2011 season, but he returned to Richmond for 33 games in 2012 and another 25 in 2013. He can capably play each infield position and in a pinch has also spent time in the outfield. Assuming he retains his utility role in 2014, he could very well return to the River City at some point during the course of the season and potentially could play everyday at times throughout the year.

2013

Split the season between Triple-A Fresno (36 games) and Double-A Richmond (25 games) ... Was placed on the DL on 6/10 and assigned to Richmond on 7/9 ... Batted .239 in 88 at bats with the Grizzlies, and improved to .250 while with the Squirrels, collecting five (5) multi-hit games and two (2) home runs ... Played 2B, 3B, DH, SS, and contributed to the outfield for one game on 5/18 vs. New Orleans.

2012

Split season with Fresno (56 games) and Richmond (33 games) ... Started season with Fresno and assigned to Richmond on 6/1 ... Returned to Fresno on 7/21 ... Matched career-high with four hits at Harrisburg 7/15 ... In career has played every position on the field, including pitcher and DH.

2011

Spent the entire season with Advanced-A San Jose ... Batted .274 with 24 RBIs in 43 games with San Jose ... Compiled a .289 average (22-76) with 11 RBIs in 30 home games ... Hit just .250 (12-48) with nine (9) RBIs in 13 road games ... Went 3-for-4 with a double, a triple, two (2) RBIs and four (4) runs scored vs. HDM on 8/22 ... Batted .357 (15-42) in August with nine (9) RBIs.

2010

Began season with Advanced-A San Jose, appearing in two (2) games ... Appeared in 17 games for Triple-A Fresno before being assigned to Richmond ... Hit .250 (10-40) with the Grizzlies ... Played 2B, 3B, SS for Fresno ... Appeared at six (6) different positions for Richmond (1B, 2B, SS, 3B, LF, RF). Spent 6/15-6/23 on the DL with back spasms ... Sent down from Richmond to San Jose on 7/8, promoted back to Richmond 8/2.

2009

Played in 34 games with Fresno, hitting .274 (23-84) ... Played all four infield positions.

PERSONAL & MISCELLANEOUS

Originally signed with the San Diego Padres as a non-drafted free agent on October 16th, 2002 ... Spent first five seasons of his career in the San Diego chain, beginning with Idaho Falls (R) in 2003, and ascending as high as San Antonio (AA) in 2007 ... Cousin of Pedro Ciriaco, currently a shortstop in the Boston Red Sox organization ... Younger brother Audy, 24, is a shortstop in the Detroit Tigers' chain.

CIRIACO'S CAREER BATTING STATISTICS

Year	Team	League	ORG	AVG	G	AB	R	H	2B	3B	HR	RBI	BB	IBB	SO	SB	CS	OBP	SLG	OPS
2003	Idaho Falls	PIO	SD	.223	49	157	21	35	6	4	0	19	9	0	39	8	0	.267	.312	.579
2004	Fort Wayne	MID	SD	.241	99	348	29	84	12	2	2	35	16	0	80	5	8	.277	.305	.582
2005	Lake Elsinore	CAL	SD	.281	120	466	73	131	29	6	9	77	33	1	84	17	10	.331	.427	.758
2006	Mobile	SOU	SD	.222	122	442	46	98	20	3	3	32	2	97	9	3	.277	.301	.578	
2007	San Antonio	TEX	SD	.160	37	131	13	21	4	0	1	6	6	0	25	5	1	.197	.214	.411
2007	AZL Padres	AZL	SD	.281	10	32	6	9	3	0	2	10	3	0	4	2	0	.333	.563	.896
2007	Lake Elsinore	CAL	SD	.268	47	183	28	49	8	0	9	32	9	0	36	7	2	.302	.459	.761
2008	San Jose	CAL	SF	.172	41	87	5	15	2	0	0	7	7	0	17	1	1	.229	.195	.424
2008	Augusta	SAL	SF	.283	36	138	28	39	3	1	5	26	13	0	21	7	3	.340	.428	.768
2009	Fresno	PCL	SF	.274	34	84	14	23	6	1	0	12	6	0	8	2	2	.312	.369	.681
2010	San Jose	CAL	SF	.375	2	8	2	3	0	0	1	1	0	0	2	0	0	.444	.750	1.194
2010	Fresno	PCL	SF	.250	17	40	7	10	2	0	0	2	5	0	7	2	1	.333	.300	.633
2010	Richmond	EAS	SF	.263	48	133	14	35	8	3	2	13	8	1	24	2	0	.299	.414	.713
2011	San Jose	EAS	SF	.274	43	124	23	34	9	3	0	20	12	0	19	5	0	.333	.395	.728
2012	Richmond	EAS	SF	.204	33	93	7	19	1	1	1	11	7	0	12	4	1	.257	.269	.526
2012	Fresno	PCL	SF	.260	56	150	20	39	6	2	5	34	20	0	30	7	2	.351	.427	.778
2013	Fresno	PCL	SF	.239	36	88	7	21	5	0	0	5	8	0	16	3	0	.302	.295	.597
2013	Richmond	EAS	SF	.250	25	56	5	14	0	0	2	5	2	0	7	0	0	.276	.357	.633
	Minor League Totals			.246	855	2760	348	679	124	26	42	346	196	4	528	86	34	.296	.355	.652





2014 FLYING SQUIRRELS

Organization

2014 Flying Squirrels

2013: In Review

History & Records

Eastern League

SF Giants

General Info



RHP Erik Cordier

Height/Weight: 6-4/250
 Bats/Throws: Right/Right
 Born: February 25, 1986 in Green Bay, WI
 Resides: Brussels, WI
 Acquired: Signed by the Giants as a MLFA November 27th, 2013



THE CORDIER FILE

Flying Squirrels Debut: N/A

Last Team: Richmond Flying Squirrels

CAREER HIGHS:

IP (S): ... 7.1 9/6/10 @ CHA
 IP (R): ... 7.0 7/17/10 @ MOB
 H: 11 8/29/08 vs. CHA
 BB: 6 (x3) last, 9/6/09 vs. WS
 SO: 10 7/29/10 @ HVL

When you have tremendous upside, you get a lot of opportunities to succeed. The Giants have given the 28-year old Cordier another one entering 2014, signing him to a Major League contract which lured him away from a number of additional offers. Originally a second round draft pick of the Kansas City Royals back in 2004, the hard-throwing right-hander has struggled to stay healthy throughout his career, which will now include time with four organizations. He has missed two full seasons due to injury (Knee, Elbow), and has endured many more minor stints on the disabled list. However, when right, the Wisconsin-native has the ability to hit triple digits on the radar gun and rack up strikeouts. He spent much of his career as a starter, but transitioned full-time to the bullpen in 2013 while spending the entire year with the Pittsburgh Pirates' Triple-A club in Indianapolis. The Giants also plan to use him in relief, and they will more than likely use his final minor league option to send him to Fresno (AAA) at the outset of the season and a series of events would have to transpire for him to be a Squirrel.

2013

Pitched entire season with Indianapolis (AAA) ... Appeared in a team-second 44 games ... Did not allow a run in nine (9) straight appearances ... Posted a 4-2-4 record with 4.58 ERA ... Had a .319 average against lefties, compared to right-handers batting .200.

2012

Began season with Triple-A Gwinnett ... Allowed 12 earned runs over 27 hits in 24.2 innings pitched before being sidelined with a hand injury ... Returned to Mississippi on 8/17, pitching one inning in relief ... Went 0-2-0 in second half games.

2011

Had a late start on the season due to bone spur surgery (elbow) ... Had another difficult year, walking nearly as many as were fanned (51/61) ... Opponents batted .269 against.

2010

Made Double-A debut with the Mississippi Braves on 4/11 ... Struck out five or more batters in 13 of 25 games, including a career-high 10 during a 7.0 inning victory @ Huntsville ... pitched 135.2 innings with a 3.71 ERA before being promoted to Gwinnett to finish the season.

2009

Spent first complete season with Advanced-A Myrtle Beach ... Struggled with control, compiling a 3.87 ERA, 7-8-0 record over 121.0 IP with 74 walks and 88 strikeouts.

2008

Split his recovery year between GCL Braves (Rookie) and Rome (A) ... Allowed no runs over two (2) hits in a 6.1 inning start @ Savannah on 8/23 (2 BB, 5 SO).

2007

Did not play due to Tommy John surgery following the 2006 season.

PERSONAL & MISCELLANEOUS

Graduated from Southern Door High School (WI) ... Originally signed with Kansas City in the 2nd round of the 2004 June Draft ... Was traded to the Braves in 2007 in exchange for shortstop Tony Pena Jr ... Was removed from the Braves' 40-man roster and signed a minor league deal with Pittsburgh in 2012 ... Signed by Giants as a MLFA on November 27, 2013.

CORDIER'S CAREER PITCHING STATISTICS

Year	Team	League	ORG	W	L	PCT	ERA	G	GS	CG	SHO	SV	SVO	IP	H	R	ER	HR	HB	BB	SO	WP	AVG
2004	AZL Royals	AZL		2	4	.333	5.19	11	11	0	0	0	0	34.2	38	27	20	1	3	21	22	9	.279
2005	Injured																						
2006	Idaho Falls	PIO	KC	1	0	1.000	3.38	3	3	0	0	0	0	16.0	11	6	6	0	2	3	19	4	.186
2006	Burlington	MID	KC	3	1	.750	2.70	7	7	0	0	0	0	36.2	27	17	11	3	6	14	23	4	.203
2007	Injured																						
2008	GCL Braves	GCL	ATL	0	0	.000	0.00	3	2	0	0	0	0	5.0	4	0	0	0	0	1	5	1	.211
2008	Rome	SAL	ATL	1	2	.333	5.18	9	9	0	0	0	0	40.0	51	25	23	3	2	21	31	6	.317
2009	Myrtle Beach	CAR	ATL	7	8	.467	3.87	25	25	1	1	0	0	121.0	115	62	52	13	9	74	88	16	.257
2010	Mississippi	SOU	ATL	11	7	.611	3.71	25	21	0	0	0	0	135.2	116	61	56	3	5	69	113	10	.236
2010	Gwinnett	INT	ATL	1	1	.500	5.63	2	2	0	0	0	0	8.0	7	5	5	0	0	7	4	0	.233
2011	Mississippi	SOU	ATL	0	1	.000	5.40	1	1	0	0	0	0	5.0	6	3	3	1	1	0	4	1	.286
2011	Gwinnett	INT	ATL	5	8	.385	5.13	19	19	0	0	0	0	86.0	88	55	49	9	7	51	61	10	.267
2012	Gwinnett	INT	ATL	1	1	.500	4.38	8	4	0	0	0	0	24.2	27	15	12	1	1	21	15	4	.297
2012	GCL Braves	GCL	ATL	0	0	.000	0.00	4	1	0	0	0	0	3.2	0	0	0	0	1	6	6	1	.000
2012	Mississippi	SOU	ATL	0	2	.000	20.25	5	0	0	0	0	1	4.0	8	9	9	0	1	5	6	3	.421
2013	Indianapolis	INT	PIT	4	2	.667	4.58	44	0	0	0	4	8	53.0	51	29	27	3	2	28	65	4	.256
Minor League Totals				36	37	.493	4.29	166	105	1	1	4	9	573.1	549	314	273	37	40	321	462	73	.256

2014 FLYING SQUIRRELS



RHP Kyle Crick

Height/Weight: 6-4/220
Bats/Throws: Right/Right
Born: November 30, 1992 in Sherman, TX
Resides: Sherman, TX
Acquired: Selected by the Giants in the 1st (S) Round
 2011 MLB June Draft



THE CRICK FILE

Flying Squirrels Debut:
N/A

Last Team:
San Jose Giants

CAREER HIGHS:

IP (S): ...7 (x3)last, 8/29/13 vs. VIS
IP (R): ...29/2/12 @ CSC
H:97/23/13 @ LAN
BB:65/19/12 @ SAV
SO:11 (x2)last, 8/29/13 vs. VIS

Crick ranks as the top-prospect in the Giants organization according to *Baseball America* for the second consecutive season, and does so at the age of 21. He is also rated as the #33 overall prospect in minor league baseball. He was raw when the Giants drafted him in 2010, having spent most of his high school career as a first baseman. Which is one of the reasons the excitement surrounding Crick intensified after his first full season - spent with Augusta (A). As he matured in 2012, he allowed no runs during four June starts and just 11 total earned runs over his final 13 starts of the season. His fastball is still his calling-card, but BA also gives him credit for having the best breaking ball in the San Francisco system, and the Giants believe his best secondary pitch is his changeup. He has drawn comparisons, both inside and outside the organization, to Giants' ace Matt Cain. An oblique injury cost him two months of the 2013 season and prevented him from advancing to Richmond. He will do so at the outset of 2014, arriving in the River City as the ace of what is projected to be one of the most prospect-laden starting staffs in milb.

2013

Pitched entire season with San Jose (A+) ...Was selected to represent San Francisco in the prestigious MLB All-Star Futures game ... Led starting staff with 1.57 ERA over 14 starts ...Threw a season-high seven shutout innings, allowing two hits with 11 strikeouts vs.Visalia on 8/29 ...Allowed a single home run in 68.2IP ... Named California League Pitcher of the Week for week ending 9/1 after allowing only 11 earned runs in 11 starts upon activation from DL ... Had a 2.44:1 strikeout-to-walk ratio ... Picked up the win in game two of the CAL Division Finals vs.Visalia on 9/8 (7.0 IP, 0 ER, 8 SO).

2012

Spent entire season in Augusta (A) ...Allowed just one (1) HR in 111.1 innings pitched ...Was South Atlantic Pitcher of the Week for week ending 6/10 ... Started 22 games, made one (1) relief appearance on 9/2 ...Tossed a career-high seven shutout innings, allowing one hit with 10 strikeouts vs. Greensboro on 6/7 ...Almost repeated that performance nearly two months later on 8/1 vs. Rome (7IP,0R, 1H, 7K.) ... Finished 5th in SAL in strikeouts (128) and 4th in walks allowed (67) ... Rated as having the best breaking ball in the South Atlantic League following the season

2011

Made seven relief appearances with the AZL Giants...Professional debut 7/20...Earned first career win on 7/23 with 1.2 scoreless innings...did not allow a run in five of seven outings...

PERSONAL & MISCELLANEOUS

Selected in the 1st round (supplemental) in the 2011 draft out of Sherman High School (Texas) ... Supplemental pick for loss of Juan Uribe ... Rated by BA as having the best fastball in Giants' organization entering 2013 ... Rated best breaking pitch in South Atlantic League following 2012 season ... Enters 2014 as the #1 ranked prospect in organization according to BA for the second consecutive season ... Played mostly first base in high school ...Was committed to Texas Christian University (TCU), but signed with the Giants for \$900,000.

CRICK'S CAREER PITCHING STATISTICS

Year	Team	League	ORG	W	L	PCT	ERA	G	GS	CG	SHO	SV	SVO	IP	H	R	ER	HR	HB	BB	SO	WP	AVG
2011	AZL Giants	AZL	SF	1	0	1.000	6.43	7	0	0	0	0	0	7.0	9	8	5	0	1	8	8	2	.321
2012	Augusta	SAL	SF	7	6	.538	2.51	23	22	0	0	0	0	111.1	75	39	31	1	12	67	128	13	.193
2013	San Jose	CAL	SF	3	1	.750	1.57	14	14	0	0	0	0	68.2	48	20	12	1	1	39	95	8	.201
Minor League Totals				11	7	.611	2.31	44	36	0	0	0	0	187.0	132	67	48	2	14	114	231	23	.202





2014 FLYING SQUIRRELS

Organization

2014 Flying Squirrels

2013: In Review

History & Records

Eastern League

SF Giants

General Info



LHP Jose De Paula

Height/Weight: 6-1/170
Bats/Throws: Left/Left
Born: March 4, 1990 in Villa Mella, DR
Resides: Santo Domingo, DR
Acquired: Claimed off waivers from the San Diego Padres November 27th, 2013



THE DE PAULA FILE

Flying Squirrels Debut:
N/A

Last Team:
San Antonio Missions

CAREER HIGHS:

IP (S): ...7.0 (x2), last, 6/17/10 vs. DAY
IP (R): ...5.0...6/10/07 @ DSL (WAS)
H: ...105/15/11 @ LAN
BB: ...57/19/07 vs. DSL (DET)
SO: ...86/27/07 @ DSL (WAS)

After Visa issues cost the 24-year old the 2012 season, injuries kept him off the mound again for the majority of 2013. Without much of a recent track-record, De Paula was a 40-man roster casualty of the San Diego Padres following last season. The Giants swooped in and claimed him off waivers, seeing the same potential that had prompted the Padres to add him to the 40-man roster before he had ever pitched above the A-ball level. He was a starter in the San Diego system, but the Giants feel his low to mid-90s fastball and secondary stuff play better out of the bullpen. He pitched well enough early in the Cactus League that he drew the attention of Giants' manager Bruce Bochy and much of the San Francisco media. The Giants' bullpen is a tough nut to crack, and odds are long that the Dominican-native will earn a spot in San Francisco at the outset of the season. That leaves Fresno (AAA) and Richmond (AA) as options for further seasoning, and the fact that the lefty has only limited experience at the Double-A level would seem to indicate he'll be a Squirrel early in the year.

2013

Made Double-A debut with the San Antonio Missions ... Opponents batted .284 against in 14 starts ... Was placed on the disabled list in June and did not return to the mound for the remainder of the season.

2012

Missed season due to visa issues.

2011

Added to Padres 40-man roster following the season ... Saw 26 games with Advanced-A Lake Elsinore ... Led team in wins (10) ... Completed regular season ERA of 5.22 over 112.0 innings ... Appeared in two post-season games ... Earned victory over Inland Empire in game two of the CAL Mini-series on 9/9, with no runs on three hits with no walks and three strikeouts (7.0 IP) ... Picked up a six inning win on 9/15 in game one of the CAL Championships vs. Stockton (5 H, 0 R, 2 BB, 5 SO).

2010

Made 14 starts and six relief appearances with Fort Wayne (Low-A) ... Had a 1.07 WHIP over 85.1 innings pitched ... Held batters to a .222 average against ... Pitched 6.0 innings of no-decision ball in round one, game two of the Midwest League postseason (6 H, 2 ER, 3 BB, 8 SO).

2009

Started in only two (2) games for short-season Eugene ... Went 1-0-0 with a 2.79 ERA.

2008

Spent the season with the Arizona League Padres ... Made 13 starts with a 4-3-0 record ... Had a 6.22 SO/BB ratio.

2007

Appeared in 14 games for the DSL Padres ... Held a 2.44 ERA and allowed no homeruns in 66.1 IP.

PERSONAL & MISCELLANEOUS

Born in Villa Mella, Dominican Republic ... Originally signed by the San Diego Padres in 2007 ... Was claimed off waivers from the Padres on November 27th, 2013.

DE PAULA'S CAREER PITCHING STATISTICS

Year	Team	League	ORG	W	L	PCT	ERA	G	GS	CG	SHO	SV	SVO	IP	H	R	ER	HR	HB	BB	SO	WP	AVG
2007	DSL Padres	DSL	SD	2	5	.286	2.44	14	13	0	0	0	0	66.1	52	27	18	0	3	21	78	9	.208
2008	AZL Padres	AZL	SD	4	3	.571	3.57	13	13	0	0	0	0	53.0	61	30	21	2	0	9	56	5	.288
2009	Eugene	NOR	SD	1	0	1.000	2.79	2	2	0	0	0	0	9.2	9	4	3	0	0	2	10	0	.243
2010	Fort Wayne	MID	SD	8	5	.615	3.27	20	14	0	0	0	0	85.1	71	33	31	7	2	20	69	3	.222
2011	Lake Elsinore	CAL	SD	10	5	.667	5.22	26	23	0	0	0	1	112.0	129	81	65	4	2	37	87	2	.282
2012	Restricted - Did Not Pitch																						
2013	San Antonio	TEX	SD	4	6	.400	3.86	14	14	0	0	0	0	74.2	84	42	32	3	2	11	57	4	.284
	Minor League Totals			29	24	.547	3.82	89	79	0	0	0	1	401.0	406	217	170	16	9	100	357	23	.258



2014 FLYING SQUIRRELS



INF Mitchell Delfino

Height/Weight: 6-3/200
Bats/Throws: Right/Right
Born: January 13, 1991 in Santa Rosa, CA
Resides: Cloverdale, CA
Acquired: Selected by the Giants in the 20th Round
 2012 MLB June Draft



THE DELFINO FILE

Flying Squirrels Debut:
N/A

Last Team:
Augusta GreenJackets

CAREER HIGHS:

Runs: ..3 (x2).....last, 8/28/13 vs. LEX
Hits:.....4.....7/23/13 vs. ASH
HR:.....1.....Many
RBI:.....6.....4/26/13 @ LEX
SB:.....1.....Many

After not connecting on a home run during an abbreviated first professional season, Delfino erupted in the productivity department in 2013. Spending his first full season as a pro in Augusta (A), he led the GreenJackets in hits (129), doubles (25), home runs (13) and RBI (76). His average (.270) wasn't staggering, but the 23-year old was recognized as a South Atlantic League Mid-season All-Star. The Cal-Berkley product isn't what you would consider a marquee prospect, but the way he has handled the bat thus far would indicate that the Giants may have gotten a steal when they landed him in the 20th round. His numbers weren't of the ilk that will force San Francisco to skip him a level, but the infield in Richmond will be the most up-in-the-air aspect of the Flying Squirrels 2014 team. Third base, which is Delfino's natural position will be a particular question mark. Delfino should open the season as the starting third baseman in San Jose (A+), but should he perform well there at the beginning of the season and an opportunity exists in Richmond, he could very well be a Flying Squirrel by mid-season.

2013

Played in 122 games for Low-A Augusta ... Named a South Atlantic League Mid-Season All-Star ... Led team in hits (129), doubles (25), home runs (13) and RBI (76) ... Hit grand slam on 4/26 @ Lexington, collecting a career-high six (6) RBI ... Strung together 11-game hitting streak from 8/19-8/30, six (6) of which were multi-hit games ... Was added to San Jose's playoff roster.

2012

Split first professional season between the AZL Giants and Salem-Keizer ... Batted .208 with seven runs before being assigned to the Volcanoes roster ... Had a .358 average at home, compared to .186 on the road ... Was second on the team with 12 doubles ... Went 3-for-4 with two (2) RBI on 7/13 vs. Yakima.

PERSONAL & MISCELLANEOUS

Selected by Giants in the 20th round of the 2012 June Draft ... Was teammates with current Giants' prospect Joe Kurrasch at the University of California-Berkeley ... Hit first career grand slam as college sophomore vs. Utah ... Attended Cloverdale High School (CA) ... Was Cal Hi Sports Division V Male Athlete of the Year in 2009 after batting .591 with 10 doubles, five triples, five home runs and 35 RBI.

DELFINO'S CAREER BATTING STATISTICS

Year	Team	League	ORG	AVG	G	AB	R	H	2B	3B	HR	RBI	BB	IBB	SO	SB	CS	OBP	SLG	OPS
2012	AZL Giants	AZL	SF	.208	12	48	7	10	6	0	0	2	4	0	6	2	0	.283	.333	.616
2012	Salem-Keizer	NOR	SF	.269	41	167	15	45	12	0	0	19	9	0	34	2	0	.315	.341	.656
2013	Augusta	SAL	SF	.270	122	477	63	129	25	2	13	76	35	0	76	4	4	.324	.413	.737
			Minor League Totals	.266	175	692	85	184	43	2	13	97	48	0	116	8	4	.319	.390	.709

Organization

2014 Flying Squirrels

2013: In Review

History & Records

Eastern League

SF Giants

General Info



2014 FLYING SQUIRRELS

Organization

2014 Flying Squirrels

2013: In Review

History & Records

Eastern League

SF Giants

General Info



3B Chris Dominguez

Height/Weight: 6-5/235
 Bats/Throws: Right/Right
 Born: November 22, 1986 in Los Angeles, CA
 Resides: Los Angeles, CA
 Acquired: Selected by the Giants in the 3rd Round
 2009 MLB June Draft



THE DOMINGUEZ FILE

Flying Squirrels Debut:
6/16/2011 vs. BNG

Last Team:
Fresno Grizzlies

CAREER HIGHS:

Runs: ... 3 (x4)last, 9/3/10 @ DEL
 Hits: 55/16/11 vs. STK
 HR: 2 (x3)last, 4/15/11 vs. VIS
 RBI: 66/27/11 vs. HAR
 SB: 2 (x5)last, 5/11/11 vs. LAN

Dominguez bounced back from a subpar 2012 season in a big way in 2013. He returned to Fresno (AAA) and led the Grizzlies in hits (137), while also transitioning back to the infield. As the Louisville Cardinal returned to full health, his power stroke also returned, with Dominguez finishing the season with 15 HRs. He also shifted across the infield at times to play first base, and showed the ability to handle himself at the position. Normally, with all the numbers cited above, you wouldn't see a player listed in the media guide of a team at a lower classification. But Dominguez is now 27-years old and no longer considered the top-flight power prospect he was as little as two years ago. When that happens, you go where the organization needs you. Fellow Louisville-product Adam Duvall will take over third base in Fresno in 2014 and with Angel Villalona pushing through on the opposite corner, Dominguez may find himself as the odd man out at some point of the year in Fresno. He will more than likely open the season with the Grizzlies, but there exists a scenario in which he returns to the River City to man one of the corner infield spots at some point in the season.

2013

Played entire season with Fresno ... Returned to the infield ... Led team with 137 hits ... Held fielding percentage of .990 as a first baseman, compared to .937 at third ... Grounded into PCL leading 23 double plays ... Did not commit an error in the month of April ... Went 4-for-5 in three games (5/24, 6/28, 7/1) ... Never went more than three games without a hit.

2012

Began 2012 with Richmond (47 games) and promoted to Fresno (43 games) on 5/31 ... Converted to outfield from third base at start of the season ... Played 44 of 47 games with Squirrels in OF. Dropped out of Giants top 30 prospects list, was ranked #16 to start 2012 ... Belted 3rd grand slam in franchise history vs. BOW on 5/11 (off Cole McCurry).

2011

Split the season between San Jose (A+) and Richmond (AA) ... Batted .291 (75-258) with 11 HRs and 40 RBIs in 63 games with San Jose ... He batted .325 with 7 HRs and 20 RBIs in 30 home games, but batted .262 with 4 HRs and 20 RBIs in away games ... Promoted to Richmond on June 16th ... Flourished at the outset with 18 RBIs in his first 14 Double-A games, and was named Eastern League Hitter of the Week (6/20-6/27) ... Overall with Richmond, he batted .244 (72-295) with 7 HRs and 45 RBIs ... In July, batted .218 (24-110) with 3 HRs and 15 RBIs ... In August, he batted .257 (29-113) with 2 HRs and 13 RBIs ... Went 2-for-4 with a HR, 2B and 6 RBIs against Harrisburg on 6/27 ... Batted .241 (7-29) with 2 HRs and 6 RBIs in the postseason ... Was rated as the #15 prospect by BA heading into the season ... Also touted as being the best power hitter and possessing the best infield arm in the San Francisco system.

2010

Rated by Baseball America as the #18 prospect in the Giants' system and also as its best power hitter prior to the season ... Spent the entire season with low-A Augusta in the South Atlantic League ... Led the league in games played (137) and RBIs (101) ... Finished second in the SAL with 21 HRs and 57 extra-base hits ... 152 hits were 5th in the league ... Led the league in total bases (255) ... Named as both an SAL mid-season and postseason All-Star ... Hit .310 (85-274) while batting 3rd in the order, opposed to .228 (45-197) while hitting 4th.

2009

Opened first professional season in Arizona Rookie League, before joining Salem-Keizer (SS-A) after batting .306 in 9 games ... Appeared in 47 games with the Volcanoes, helping S-K to the Northwest League title ... Hit just .057 (1-17) in the postseason ... Tied for the team-lead with 9 HR (Ryan Cavan) ... Made 27 starts at third base, but also appeared in 11 games at first base.

AMATEUR

Played collegiately for the University of Louisville ... Helped the Cardinals to the 2007 College World Series ... Finished 2nd all-time in school history with 61 career home runs ... Notched 218 RBIs, a school record ... Was named 2009 Sporting News Preseason National Player of the Year ... Was touted as a 2009 Louisville Slugger Preseason All-American ... Named the Big East Conference Player of the Year following both his sophomore and junior seasons ... Belted a school record 25 HRs during his junior season ... Hit .345 with 25 HRs and 82 RBIs in his junior season ... Hit .365 with 21 HRs and 75 RBIs in his sophomore season ... Was draft eligible after his sophomore season and was selected by the Colorado Rockies in the 5th round of the 2008 draft (Did Not Sign) ... Was clocked in the mid-90s while serving as a relief pitcher.

PERSONAL & MISCELLANEOUS

Selected by the Giants in the 3rd round of the 2009 June draft ... Signed for \$411,300 ... Hails from Los Angeles, CA, but played high school ball at renowned Gulliver Prep High School in Coral Gables, FL.

DOMINGUEZ'S CAREER BATTING STATISTICS

Year	Team	League	ORG	AVG	G	AB	R	H	2B	3B	HR	RBI	BB	IBB	SO	SB	CS	OBP	SLG	OPS
2009	AZL Giants	AZL	RF	.306	9	36	8	11	2	0	2	8	3	0	9	1	0	.375	.528	.903
2009	Salem-Keizer	NOR	SF	.254	47	181	31	46	5	1	9	32	9	0	57	11	2	.298	.442	.740
2010	Augusta	SAL	SF	.272	137	559	85	152	32	4	21	101	35	3	133	14	7	.326	.456	.782
2011	San Jose	EAS	SF	.291	63	258	40	75	10	1	11	40	18	0	73	8	2	.337	.465	.802
2011	Richmond	CAL	SF	.244	78	295	35	72	22	2	7	45	9	0	78	1	5	.272	.403	.675
2012	Richmond	EAS	SF	.223	49	188	17	42	9	0	2	19	7	0	50	3	0	.254	.303	.557
2012	Fresno	PCL	SF	.247	43	174	15	43	11	0	3	25	2	0	47	1	2	.264	.362	.626
2013	Fresno	PCL	SF	.294	132	466	60	137	24	5	15	65	23	3	112	4	5	.334	.464	.798
	Minor League Totals			.268	558	2157	291	578	115	13	70	335	106	6	559	43	23	.309	.431	.740



2014 FLYING SQUIRRELS



ss Matt Duffy

Height/Weight: 6-2/170
Bats/Throws: Right/Right
Born: January 15, 1991 in Long Beach, CA
Resides: Long Beach, CA
Acquired: Selected by the Giants in the 18th Round 2012 MLB June Draft



THE DUFFY FILE

Flying Squirrels Debut:
N/A

Last Team:
San Jose Giants

CAREER HIGHS:

Runs: ..3 (x5).....last, 8/2/13 @ BAK
Hits:.....3Many
HR:.....25/11/13 @ GVL
RBI:.....67/18/12 vs. EVE
SB:.....37/11/12 @ VAN

Duffy used his first full season (2013) in the Giants organization to showcase his all-around game, impressing at two levels in the process. He began the year in Augusta (A) and earned a South Atlantic League Mid-Season All-Star nod. He handled a promotion to San Jose (A+) with ease, finishing the year as San Jose's primary shortstop. He carried that role into the post-season where he batted .300 (9-30) in eight games. As Ehre Adrianza, Brandon Crawford, Nick Noonan and Joe Panik have all moved to higher levels of the Giants' system, there are holes to be filled up the middle throughout the lower levels. That includes the Richmond shortstop job, which the 23-year old will have the opportunity to compete for in Spring Training. Of the candidates, the former Long Beach State Dirtbag has the highest ceiling and best chance to contribute offensively in the Eastern League. Should Duffy lose out to Kelby Tomlinson or Bobby Haney, he should hold the shortstop post in San Jose. However, none of the three will enjoy prospect job security, and it may be a continual audition process in the early months of the season.

2013

Split first full professional season between Augusta (A) and San Jose (A+) ... Batted .298 with nine (9) doubles, two (2) triples and three (3) home runs in the first half ... Named a SAL Mid-Season All Star ... Hit a career-high two (2) home runs in a 3-for-5, three RBI outing on 5/11 @ Greenville ... Had nine (9) multi-hit games with San Jose, batting .292 ... Played in all eight California League post-season games, going 9-for-30 (.300 AVG) with two (2) doubles and five (5) RBI.

2012

Appeared in 47 games for short-season Salem-Keizer ... Spent 396.2 innings at shortstop with a .935 fielding percentage ... Led team with 10 stolen bases ... Stole three (3) of the season's 10 bases on 7/1 ... Walked four (4) times on 6/29 ... Went 3-for-5 with a home run and career-high six (6) RBI on 7/18.

PERSONAL & MISCELLANEOUS

Attended Lakewood High School (CA) ... Led team to league championship in 2008 ... Attended Long Beach State, majored in business ... Second-team All-Big West selection at 2B ... Had a team-high 31 RBI in 2011 ... Selected by Giants in the 18th Round of the 2012 June Draft.

DUFFY'S CAREER BATTING STATISTICS

Year	Team	League	ORG	AVG	G	AB	R	H	2B	3B	HR	RBI	BB	IBB	SO	SB	CS	OBP	SLG	OPS
2012	Salem-Keizer	NOR	SF	.247	47	182	31	45	4	0	1	16	26	0	22	10	1	.361	.286	.647
2013	Augusta	SAL	SF	.307	78	287	48	88	14	3	4	43	45	1	41	22	6	.405	.418	.823
2013	San Jose	CAL	SF	.292	26	106	17	31	6	1	5	14	7	0	16	3	1	.342	.509	.851
	Minor League Totals			.285	151	575	96	164	24	4	10	73	78	1	79	35	8	.380	.393	.773

Organization

2014 Flying Squirrels

2013: In Review

History & Records

Eastern League

SF Giants

General Info



2014 FLYING SQUIRRELS

Organization

2014 Flying Squirrels

2013: In Review

History & Records

Eastern League

SF Giants

General Info



RHP Jacob Dunnington

Height/Weight: 6-2/160
 Bats/Throws: Left/Right
 Born: February 2, 1991 in Redmond, WA
 Resides: Redmond, WA
 Acquired: Signed by the Giants as a NDF
 August 26th, 2009



THE DUNNINGTON FILE

Flying Squirrels Debut: 7/5/12 vs. BNG

Last Team: Augusta Greenjackets

CAREER HIGHS:

IP (S): Has Never Started
 IP (R): 3 (x3)last, 7/31/13 vs. ROM
 H: 4 6/9/11 @ SAV
 BB: 4 (x3)last, 7/31/13 vs. ROM
 SO: 5 Many

Dunnington's improbable rise through the Giants' system hit a major snag in 2013, a year in which he was expected to be an anchor out of the Squirrels' bullpen. Unnoticed by both college and pro scouts as a high school senior, Dunnington signed an almost unheard of free agent contract as an 18-year old. Through three seasons it looked as though San Francisco may have found a diamond in the deepest of rough. The now 23-year old breezed through the lower levels of the system, and impressed in a cameo with Richmond at the end of the 2012 season. Which is why he was expected to be on the opening day Flying Squirrels roster in 2013. He never made it back to the River City though, as injuries kept him off the mound until late May. It turned into a lost season at that point for the slim right-hander, and he logged just 20 innings for the year - which ended back in the South Atlantic League with Augusta (A). It is hard to project where good health might land Dunnington at the outset of the year, but it very well could be in the Richmond bullpen to pick up where he left off in 2012.

2013

Made first appearance of the season with Triple-A Fresno on 5/25 ... Was limited to just 20.0 IP on the season due to time on the disabled list ... was added to San Jose's roster on 5/31 ... Pitched two innings of relief, allowing no hits and walking two with three strikeouts vs. STK ... Was transferred to Low-A Augusta on 7/16, was on the Greenjackets playoff roster ... Pitched in game one of the SAL Semifinals, allowing one run on three hits over six batters faced.

2012

Promoted to Richmond from Augusta on 7/4/12 ... Did not make 2012 season debut until 6/1/12 ... Pitched 25.1 innings between Augusta (A) and Richmond (AA) ... Did not allow a HR in 15 IP with Richmond, limited opponents to just 12 hits and three runs in that span.

2011

Split his first full pro season between Low-A Augusta and Advanced-A San Jose ... Compiled a 3-3 record with a 3.77 ERA and one (1) save in two (2) chances in 32 appearances with the Greenjackets ... Struck out 53 batters and issued 32 walks in 43 innings with Augusta ... Tossed three (3) scoreless innings and recorded five (5) strikeouts vs. GVL on 5/19 ... Promoted to San Jose on 7/4 ... Posted a 2-1 record with a 2.82 ERA and one save (1) in two chances in 16 appearances with San Jose ... Struck out 31 batters and allowed 10 walks in 22.1 innings of work ... Limited California League hitters to a .167 average (13-78).

2010

Began his pro career with AZL Giants (R) ... Went 1-0 with three (3) saves in five (5) chances, and posted a sparkling 0.63 ERA in 17 appearances with AZL Giants ... Recorded 45 strikeouts and issued 15 walks in 28.2 innings pitched ... Limited opposing batters to a .109 average (10-92), which topped the circuit ... Also led the league in K:9 IP (14.33).

PERSONAL & MISCELLANEOUS

Graduated from Shelton High School in Olympia, WA ... Went undrafted following his senior season in high school ... Signed with the Giants as a non-drafted free agent out of high school in 2009.

DUNNINGTON'S CAREER PITCHING STATISTICS

Year	Team	League	ORG	W	L	PCT	ERA	G	GS	CG	SHO	SV	SVO	IP	H	R	ER	HR	HB	BB	SO	WP	AVG
2010	AZL Giants	SF	3	0	1.000	0.63	17	0	0	0	3	5	28.2	10	2	2	2	0	15	45	4	1.09	
2011	Augusta	SAL	3	3	.500	3.77	32	0	0	0	1	2	43.0	29	23	18	1	2	32	53	1	1.93	
2011	San Jose	CAL	2	1	.667	2.82	16	0	0	0	1	2	22.1	13	8	7	1	1	10	31	3	1.67	
2012	Augusta	SAL	1	0	1.000	4.50	11	0	0	0	0	0	10.0	8	5	5	1	0	5	14	3	2.16	
2012	Richmond	EAS	0	0	0.000	1.76	13	0	0	0	0	0	15.1	12	3	3	0	1	8	18	2	2.22	
2013	Fresno	PCL	0	1	0.000	18.00	1	0	0	0	0	0	1.0	3	2	2	1	0	0	2	0	5.00	
2013	San Jose	CAL	0	0	0.000	1.69	4	0	0	0	1	1	5.1	4	1	1	1	0	2	9	0	2.11	
2013	Augusta	SAL	1	0	1.000	3.29	9	0	0	0	1	2	13.2	10	5	5	0	0	8	18	1	2.08	
Minor League Totals			10	5	.667	2.78	103	0	0	0	6	12	139.1	89	49	43	5	4	80	190	14	1.84	



2014 FLYING SQUIRRELS



LHP Edwin Escobar

Height/Weight: 6-2/200
 Bats/Throws: Left/Left
 Born: April 22, 1992 in La Buaera, VZ
 Resides: Barquisimeto, VZ
 Acquired: Acquired by the Giants from Texas Rangers for LHP Ben Snyder on April 1st, 2010



THE ESCOBAR FILE

Flying Squirrels Debut:
7/13/13 @ BOW

Last Team:
Richmond Flying Squirrels

CAREER HIGHS:

IP (S): ... 8.2 8/31/12 vs. CSC
 IP (R): ... 4.0 6/5/13 @ MOD
 H: 11 (x2) last, 5/15/12 vs. ROM
 BB: 5 6/30/10 vs. TC
 SO: 10 6/15/12 vs. GVL

The Giants targeted Escobar when receiving compensation from the Rangers for Rule 5 Draft pick Ben Snyder in 2010. In 2012 they saw the advancement they had been hoping for from the young Venezuelan, while he pitched under the radar in an Augusta (A) rotation that featured top-prospect Kyle Crick and Clayton Blackburn. Escobar was their equal in 2012, finishing third in the South Atlantic League in ERA (2.96). He also posted a walk-to-strikeout ratio of 32:122, easily the best of his career. He also got himself into better shape, and armed with increased velocity, he accelerated past his prospect staffmates in 2013. He was the only prospect hurler to receive a mid-season promotion to Richmond and only got better once he reached Double-A. He made 10 starts for the Squirrels and showcased that he may not be that far off from helping in San Francisco. He vaulted to #2 behind Crick on *Baseball America's* list of Giants' prospects and also now checks in as the #54 prospect in all of minor league baseball. He will still be 21 on opening day 2014, and his performance in the Cactus League may determine whether he returns to Richmond or the Giants challenge him at Triple-A Fresno for the first time.

2013

Split the season between San Jose (A+) and Richmond (AA) ... Made 14 starts and appeared in two games out of the bullpen for SJ ... Was a CAL Mid-Season All Star after a 1-3-0, 3.23 ERA first half ... Named CAL Pitcher of the Week after a 7.0 inning victory over Lake Elsinore (4 H, 0 R, 2 BB, 6 SO) on 7/7 ... Made Squirrels debut on 7/13 ... Finished the season with 10 starts in Richmond, going 5-4-0 with a 2.67 ERA and an average of one strikeout per inning (54) ... Was EAS Pitcher of the Week for the week ending 8/5 after allowing no runs on one hit over 7.0 innings with no walks and six (6) strikeouts vs. New Hampshire on 8/3 ... Vaulted to #2 on BA's Giants prospects list following the year.

2012

Added to 40-man roster following the season ... Spent entire year with Augusta (A) and made 22 starts ... Finished 3rd in South Atlantic League in ERA (2.96) and WHIP 1.17 ... Allowed just one hit in win with 8.2 shutout innings (109 pitches) against Charleston on 8/19 ... On 8/31 pitched another 8.2 innings against Charleston and allowed two runs in a loss ... Struck out a career-high ten (10) batters in six innings 6/15 vs. Savannah.

2011

Made four (4) starts with Augusta before being assigned to Giants Extended Spring Training on 4/27 ... Returned to AZL Giants and pitched in 15 games (12 starts) from 6/20-8/29.

2010

Made 14 starts with Salem-Keizer ... Finished 2nd in Northwest League in highest SO/9IP (69K, 63IP) and 3rd in walks allowed (40) ... Pitched six scoreless innings with seven (7) strikeouts on 8/11 vs. Eugene.

2009

Made professional debut at age 17 with AZL Rangers on 6/21 ... Made 12 starts and 13 appearances overall ... recorded a season-high seven (7) strikeouts in four innings pitched on 7/7.

PERSONAL & MISCELLANEOUS

Signed by the Rangers as international free agent July 2, 2008 ... Traded by the Rangers to the Giants as compensation for Major League Rule 5 selection Ben Snyder 4/1/2010.

ESCOBAR'S CAREER PITCHING STATISTICS

Year	Team	League	ORG	W	L	PCT	ERA	G	GS	CG	SHO	SV	SVO	IP	H	R	ER	HR	HB	BB	SO	WP	AVG
2009	AZL Rangers	AZL	TEX	2	5	.286	5.00	13	12	0	0	0	0	45.0	53	34	25	1	4	16	48	8	.279
2010	Salem-Keizer	NOR	SF	2	4	.333	4.86	14	14	0	0	0	0	63.0	64	40	34	6	3	40	69	7	.270
2011	Augusta	SAL	SF	1	3	.250	18.00	4	2	0	0	0	1	6.0	15	15	12	0	1	5	5	1	.455
2011	AZL Giants	AZL	SF	2	4	.333	5.09	15	12	0	0	0	0	46.0	51	30	26	2	5	17	42	3	.293
2012	Augusta	SAL	SF	7	8	.467	2.96	22	22	0	0	0	0	130.2	121	57	43	7	7	32	122	10	.241
2013	San Jose	CAL	SF	3	4	.429	2.89	16	14	0	0	0	0	74.2	68	33	24	3	1	17	92	0	.234
2013	Richmond	EAS	SF	5	4	.556	2.67	10	10	0	0	0	0	54.0	44	18	16	2	2	13	54	1	.219
Minor League Totals				22	32	.407	3.86	94	86	0	0	0	1	419.1	416	227	180	21	23	140	432	30	.256

Organization

2014 Flying Squirrels

2013: In Review

History & Records

Eastern League

SF Giants

General Info





2014 FLYING SQUIRRELS

Organization

2014 Flying Squirrels


2013: In Review

History & Records

Eastern League

SF Giants

General Info



RHP Austin Fleet

Height/Weight: 6-2/200
 Bats/Throws: Right/Right
 Born: April 17, 1987 in Tulsa, OK
 Resides: Morgan City, LA
 Acquired: Selected by the Giants in the 16th Round
 2010 MLB June Draft



THE FLEET FILE

Flying Squirrels Debut:
8/26/2011 @ AKR

Last Team:
Fresno Grizzlies

CAREER HIGHS:

IP (S): ... 8.0 8/11/13 vs. BAK
 IP (R): 4.2 (x2) ... last, 8/30/11 vs. NBR
 H: 9 (x2) last, 7/23/13 @ SLC
 BB: 4 (x2) last, 6/10/13 vs. TUC
 SO: 8 (x2) ... last, 7/5/10 @ AZL (MIL)

Fleet made an impressive cameo with the Flying Squirrels at the tail-end of 2011 when the Squirrels found themselves in need of arms. He showed enough poise over four regular season outings that he was included on the post-season roster as Richmond advanced to the Eastern League Championship Series. The Giants were also impressed enough that he was invited to big league spring training in 2012, and he eventually skipped San Jose (A+) to spend the entire season back in Richmond. It was an up-and-down, but overall, successful season for the former Coastal Carolina Chanticleer. Fleet was expected back with the Squirrels in 2013, but instead bounced back and forth between Fresno (AAA) and San Jose (A+) when an arm was needed in either place. It was that type of year for the system as a whole, as promotions and demotions sometimes came with need rather than performance. The 26-year old more than held his own in the PCL however, and the need for arms at the outset of the season should be in Fresno rather than Richmond. Look for Fleet to be with the Grizzlies on opening day, but if younger arms force a numbers game later in the year, he could return to Richmond.

2013

Went back and forth between San Jose (A+) and Fresno (AAA) ... Began season with a 4-1 record before first promotion in May ... Held his own at the Triple-A level, accumulating an ERA of 3.52 over 13 appearances (9 starts) ... Returned to SJ on 7/1 and racked up 23 strikeouts over 24.0 innings ... Made trip back to the Grizzlies for final two appearances (0-2, 13.0 IP, 13 H, 5 ER, 3 BB, 11 SO).

2012

Spent entire year with Richmond (AA) and pitched first full season at Double-A ... Finished the year with six (6) consecutive scoreless outings (6 IP) ... Recorded four (4) saves in five (5) opportunities ... Had a five (5) strikeout performance on 4/27 vs. New Britain ... Had an ERA under 4.00 in every month of the season except July when he stumbled to a 7.20 mark over eight (8) appearances and 10 outings.

2011

Split the season between AZL Giants (R), Low-A Augusta and Richmond (AA) ... Compiled an 8-5 mark with a 4.32 ERA in 25 appearances, including eight (8) starts with the Greenjackets ... Struck out 48 batters and walked 24 in 66.2 innings pitched ... Placed on disabled list in May ... Made three (3) relief appearances with AZL Giants in late June before rejoining Augusta ... Went 1-0 with one (1) save while allowing no earned runs with AZL ... Promoted to Richmond on 8/26 ... Made four (4) appearances with the Flying Squirrels and posted a 0-0 record with one (1) save and a 2.77 ERA ... Recorded six (6) strikeouts and two (2) walks in 13 innings of work with Richmond ... Worked 2.1 scoreless innings in two appearances in the 2011 Eastern League Playoffs.

2010

Began professional career with AZL Giants ... Went 6-3 with a 2.65 ERA in 12 appearances, including 11 starts ... Recorded 65 strikeouts and just eight (8) walks in 51 innings pitched ... Led the AZL in WHIP (0.98) ... Finished tied-2nd in wins (6) and 4th in ERA (2.65).

PERSONAL & MISCELLANEOUS

Graduated from Santa Fe High School in Edmond, OK ... Named to Oklahoma City All-Star team and the All-City Big Schools team in his senior season ... Attended Coastal Carolina University ... Went 22-9 with a 3.55 ERA and eight (8) in 76 career appearances, including 35 starts, for the Chanticleers ... Helped the Chanticleers go 25-0 in Big South conference play in his senior season (2010) ... Named Big South Conference Male Scholar-Athlete of the Year in 2009-10 ... Earned first-team Academic All-American honors from *ESPN The Magazine*/CoSIDA in 2010 ... Named to Big South All-Tournament Team as a junior in 2009 ... Graduated with a degree in business management in 2009 ... Originally selected by the Atlanta Braves in the 39th round of the June 2005 draft, but did not sign ... Selected by the Giants in the 16th round of the 2010 draft.

FLEET'S CAREER PITCHING STATISTICS

Year	Team	League	ORG	W	L	PCT	ERA	G	GS	CG	SHO	SV	SVO	IP	H	R	ER	HR	HB	BB	SO	WP	AVG
2010	AZL Giants	AZL	SF	6	3	.667	2.65	12	11	0	0	0	0	51.0	42	18	15	2	1	8	65	3	.222
2011	AZL Giants	AZL	SF	1	0	1.000	0.00	3	0	0	0	1	1	4.0	3	0	0	0	0	1	3	0	.200
2011	Augusta	SAL	SF	8	5	.615	4.32	25	8	0	0	0	1	66.2	72	40	32	5	3	24	48	4	.280
2011	Richmond	EAS	SF	0	0	.000	2.77	4	0	0	0	1	1	13.0	11	4	4	0	0	2	6	0	.239
2012	Richmond	EAS	SF	2	3	.400	3.83	41	0	0	0	4	5	56.1	72	26	24	0	5	21	54	3	.320
2013	San Jose	CAL	SF	6	2	.750	3.92	15	8	0	0	0	0	57.1	53	27	25	3	5	16	54	3	.244
2013	Fresno	PCL	SF	1	5	.167	3.52	13	9	0	0	0	0	61.1	59	24	24	11	3	17	47	0	.251
	Minor League Totals			24	18	.571	3.60	113	36	0	0	6	8	309.2	312	139	124	21	17	89	277	13	.264



2014 FLYING SQUIRRELS



RHP Jason Forjet

Height/Weight: 6-2/180
Bats/Throws: Right/Right
Born: January 4, 1990 in Hollywood, FL
Resides: Pembroke Pines, FL
Acquired: Selected by the Giants in the 31st Round
 2012 MLB June Draft



THE FORJET FILE

Flying Squirrels Debut:
N/A

Last Team:
San Jose Giants

CAREER HIGHS:

IP (S): 6.0 (x3) last, 8/4/13 @ BAK
IP (R): ..4.1 6/9/13 vs. LAN
H: 8 8/31/13 vs. IE
BB: 4 6/9/13 vs. LAN
SO: 8 6/3/13 @ MOD

After being selected in the 31st round of the 2012 draft out of Florida Gulf Coast University, Forjet was only able to make seven appearances in the Arizona Rookie League in his first professional season. He was also delayed coming out of Spring Training in 2013. However, that did not stop the Giants from challenging the seasoned college pitcher with an assignment in the California League with San Jose (A+). While he didn't dazzle in 19 appearances (10 starts), he certainly held his own, especially considering it was his first real taste of professional competition. The 24-year old opened as a reliever with San Jose, but finished the year as a member of the starting rotation. Regardless of role, a spot on the Richmond staff is going to be a prized commodity at the outset of 2014. Forjet doesn't figure to be a Flying Squirrel on opening day, but if he continues to prove himself with San Jose, he could certainly be in line for a callup if an injury or promotion creates a vacancy.

2013

Skipped two levels to spend season with Advanced-A San Jose ... Threw 63.2 innings, both as a starter and out of the bullpen ... Struck out a career-high eight (8) batters on 6/3 @ Modesto, allowing no runs on two (2) hits ... Compiled a pre-All Star break 2.42 ERA, compared to 5.66 during the second half of the season.

2012

Pitched in seven (7) games for the AZL Giants, including one (1) start.

PERSONAL & MISCELLANEOUS

Selected by the Giants in the 31st round of the 2012 June Draft ... Attended Nova High School (FL) ... Graduated from Florida Gulf Coast University ... Ranked among the Eagles' top 10 players in 13 categories ... Led team with 15 starts as a senior ... Threw two (2) complete games during college campaign ... Was a four-time A-Sun All-Academic selection ... Selected to A-Sun All-Tournament team in 2012.

FORJET'S CAREER PITCHING STATISTICS

Year	Team	League	ORG	W	L	PCT	ERA	G	GS	CG	SHO	SV	SVO	IP	H	R	ER	HR	HB	BB	SO	WP	AVG
2012	AZL Giants	AZL	SF	0	0	.000	1.93	7	1	0	0	2	3	9.1	7	2	2	0	0	2	6	0	.233
2013	San Jose	CAL	SF	4	3	.571	4.52	19	10	0	0	0	0	63.2	69	34	32	8	2	25	55	3	.280
Minor League Totals				4	3	.571	4.19	26	11	0	0	2	3	73.0	76	36	34	8	2	27	61	3	.275

Organization

2014 Flying Squirrels

2013: In Review

History & Records

Eastern League

SF Giants

General Info



2014 FLYING SQUIRRELS

Organization

2014 Flying Squirrels

2013: In Review

History & Records

Eastern League

SF Giants

General Info



RHP Cody Hall

Height/Weight: 6-4/220
 Bats/Throws: Right/Right
 Born: January 6, 1988 in Greenwell Spring, LA
 Resides: Greenwell Spring, LA
 Acquired: Selected by the Giants in the 19th Round
 2011 MLB June Draft



THE HALL FILE

Flying Squirrels Debut:
6/30/13 @ ERI

Last Team:
Richmond Flying Squirrels

CAREER HIGHS:

IP (S): Has Never Started
 IP (R):.. 2.0 Many
 H:..... 4 8/17/12 @ STK
 BB:..... 3 8/13/13 vs. AKR
 SO:..... 5 6/28/12 vs. ASH

More and more people in and out of the San Francisco system are familiar with the story of Cody Hall. The 26-year old arrived at Southern with very little experience as a pitcher and entered professional baseball as a very raw product. He remains raw, but through three professional seasons he has posted a minuscule 2.00 ERA and has advanced as high as Double-A for the second half of the 2013 season. His stuff is intriguing, as is his competitive nature on the mound. He bears all the characteristics of a closer, and filled that role for the Squirrels at the end of last season. He checks in at #27 on *Baseball America's* list of San Francisco prospects, and would be higher if not for the perception of inexperience. He does have a tendency to rely on his fastball too much and to overthrow it in pressure spots, but more often than not, he's had the velocity to make it work. The Giants would like to see advancement in his secondary pitches, and he will more than likely work on that facet of his game as he opens this season at the backend of the Richmond bullpen once again.

2013

Began season in San Jose (A+) ... Went 2-0-2 with a slim 1.34 ERA over 33.2 innings ... Earned save in Flying Squirrels debut on 6/30, allowing no runs on no hits while striking out three (3) ... Did not allow an earned run in 15 of 20 games following promotion ... Held opponents to .153 average ... Invited to Arizona Fall League ... Allowed three (3) earned runs on 13 hits over 9.0 innings pitched with Scottsdale ... Rated as the #27 prospect in the San Francisco system by *Baseball America* following the season.

2012

Split year between Augusta (A) and San Jose (A+) ... Ranked by *Baseball America* as #26 prospect in organization ... His 20 saves were second most in the South Atlantic League ... Strained oblique on 5/24 and placed on disabled list ... Was named to the SAL Mid-Season All-Star team ... Pitched 0.2 scoreless innings for the SAL South All Stars ... Promoted to San Jose 8/8 and appeared in nine (9) regular season games ... Recorded blown save for San Jose in California League playoffs (.02 IP, 2H, ER).

2011

Spent entire season with Salem-Keizer (A-) ... Appeared in 23 games out of the bullpen ... Converted 4-of-6 save opportunities ... Allowed only one (1) homerun in 27.1 innings pitched ... Held opponents to a .210 batting average...

PERSONAL & MISCELLANEOUS

Drafted by the Giants in 19th round of the 2011 draft out of Southern University ... Spent one season at Baton Rouge Community College (2009) before transferring to Southern ... did not pitch until playing at BRCC as a walk-on ... Originally drafted by Detroit in 34th round of 2010, did not sign.

HALL'S CAREER PITCHING STATISTICS

Year	Team	League	ORG	W	L	PCT	ERA	G	GS	CG	SHO	SV	SVO	IP	H	R	ER	HR	HB	BB	SO	WP	AVG
2011	Salem-Keizer	NOR	SF	3	1	.750	2.63	23	0	0	0	4	6	27.1	21	8	8	1	4	19	42	5	.210
2012	Augusta	SAL	SF	3	0	1.000	1.60	36	0	0	0	20	21	39.1	36	7	7	0	5	12	54	1	.247
2012	San Jose	CAL	SF	1	1	.500	3.24	9	0	0	0	1	2	8.1	12	6	3	0	0	4	10	0	.333
2013	San Jose	CAL	SF	2	0	1.000	1.34	26	0	0	0	2	5	33.2	15	8	5	2	1	7	48	2	.130
2013	Richmond	EAS	SF	2	2	.500	2.39	20	0	0	0	8	11	26.1	17	8	7	4	2	8	27	1	.181
Minor League Totals				11	4	.733	2.00	114	0	0	0	35	45	135.0	101	37	30	7	12	50	181	9	.206

2014 FLYING SQUIRRELS



INF Bobby Haney

Height/Weight: 6-1/165
Bats/Throws: Left/Right
Born: August 16, 1988 in Huntington, NY
Resides: Smithtown, NY
Acquired: Selected by the Giants in the 22nd Round 2010 MLB June Draft



THE HANEY FILE

Flying Squirrels Debut:
N/A

Last Team:
San Jose Giants

CAREER HIGHS:

Runs:...3 (x2).....last, 9/5/10 vs. EUG
Hits:...4 (x2).....last, 6/3/11 vs. VIS
HR:.....1.....Many
RBI:...4 (x3).....last, 6/7/11 @ STK
SB:.....2 (x3).....last, 5/10/11 vs. LAN

Haney won the College World Series with South Carolina in 2010 and was drafted in the 22nd round that same year by the Giants. Since then he has made a gradual progression through the system, most recently landing in San Jose (A+). Naturally a shortstop, there was little playing time behind former first round pick Joe Panik in 2012. However, when Panik moved on to Richmond in 2013, the Gamecock became a regular in the middle of the San Jose infield. He has the versatility to play second base, shortstop and even an occasional third base. Last year, the middle of the Richmond infield was set in stone long before the season began. However, Panik and Ehire Adrianza have both moved on, leaving both second base and shortstop in the River City up for grabs. Haney won't overwhelm with his tools, but is lauded for his hard-nosed approach. He will battle for playing time at both middle infield spots during Spring Training, but even if he loses out on an everyday job, he figures to be a Flying Squirrel in a utility role at the very least on opening day.

2013

Spent entire season with San Jose (A+) ... Appeared in 102 games, splitting time between second base and shortstop with one outing at third base ... Batted .257 with 38 RBI ... Had a .974 fielding percentage with a team-leading 50 double plays turned ... Went 2-for-4 with two (2) runs scored, one (1) home run and two (2) RBI on 8/23 @ Bakersfield.

2012

Spent entire season with San Jose (A+) ... Placed on Disabled List from 4/22-5/2 ... Logged time at 2B (42 games) SS (12 games) and 3B (12 games) ... Went 4-5 with four RBIs on 7/24 at Bakersfield ... Had a .970 fielding percentage, committing eight (8) errors on the year.

2011

Played in 80 games split between Augusta (A) and San Jose ... Made season debut on 5/2 ... Missed April while at extended spring ... Promoted to San Jose on 5/31 shortly after Giants promoted Brandon Crawford to MLB ... Hit .244 (10-41) in 14 games while with San Jose ... Sent back to Augusta on 6/30 for remainder of the season ... Hit first career home run on 5/6 vs. West Virginia.

2010

Made professional debut with AZL Giants on 7/12 ... Appeared in 20 games, all at the shortstop position ... collected four (4) multi-hit games.

PERSONAL & MISCELLANEOUS

Drafted by the Giants in the 22nd round of 2010 from the University of South Carolina ... Attended Manatee Community College (FL, 2007, 2008) ... Transferred to University of South Carolina for Junior and Senior year (was a member of their 2010 national championship team) ... Was Selected in 2006 MLB Draft in 38th round by Philadelphia Phillies out of high school, did not sign.

HANEY'S CAREER BATTING STATISTICS

Year	Team	League	ORG	AVG	G	AB	R	H	2B	3B	HR	RBI	BB	IBB	SO	SB	CS	OBP	SLG	OPS
2010	AZL Giants	AZL	SF	.239	20	71	7	17	2	1	0	10	4	0	11	1	1	.282	.296	.578
2011	San Jose	CAL	SF	.244	14	41	4	10	2	0	0	3	6	0	11	0	0	.340	.293	.633
2011	Augusta	SAL	SF	.236	66	237	33	56	11	0	2	23	28	0	63	1	5	.317	.308	.625
2012	San Jose	CAL	SF	.310	64	210	28	65	16	0	0	22	17	0	41	3	1	.359	.386	.745
2013	San Jose	CAL	SF	.257	102	346	40	89	14	1	4	38	34	2	75	3	1	.326	.338	.664
Minor League Totals				.262	266	905	112	237	45	2	6	96	89	2	201	8	8	.328	.336	.664

Organization

2014 Flying Squirrels

2013: In Review

History & Records

Eastern League

SF Giants

General Info



2014 FLYING SQUIRRELS

Organization

2014 Flying Squirrels

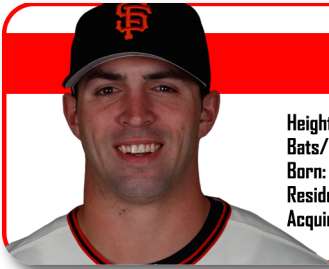
2013: In Review

History & Records

Eastern League

SF Giants

General Info



OF Devin Harris

Height/Weight: 6-4/225
 Bats/Throws: Right/Right
 Born: April 23, 1988 in Gastonia, NC
 Resides: Greenville, NC
 Acquired: Selected by the Giants in the 48th Round
 2010 MLB June Draft



THE HARRIS FILE

Flying Squirrels Debut: N/A

Last Team: San Jose Giants

CAREER HIGHS:

Runs: ... 3 (x3) last, 8/2/13 @ BAK
 Hits: ... 4 (x4) last, 8/2/13 @ BAK
 HR: ... 2 (x3) last, 6/16/13 @ VIS
 RBI: ... 5 (x2) last, 6/16/13 @ VIS
 SB: 2 7/14/10 vs. ROY

Harris, a 25-year old East Carolina-product, hurt his draft stock by returning to college for a final season, and the Giants selected him near the end of the 2010 draft. His first two seasons in professional baseball didn't do much to draw attention either, as he struggled mightily in his first crack at the California League at the advanced age of 24. However, Harris acclimated himself well in his second CAL league go-around, earning an All-Star nod and leading the league with 40 doubles. He also found his power stroke, placing fifth in the circuit with 23 home runs. His season wouldn't fall into the astonishing category, and it also didn't vault the North Carolina-native up prospect rankings, but it certainly did turn Harris into a viable option for the Richmond outfield in 2014. He potentially could join Mac Williamson and Jarrett Parker to form the Flying Squirrels' opening day outfield. If that opportunity presents itself, it will also present the steepest challenge to date in Harris' career. There is a log jam of outfielders at the top levels of the San Francisco system, and Harris may be odd man out in for a starting job, but he figures to be a Squirrel on opening day either way.

2013

Played in 129 games for San Jose ... Led the California League in doubles (40), was second in extra-base hits (68), and was fifth in home runs with 23 ... Was CAL Player of the Week for week ending 4/29 (9 R, 10 H, 1 2B, 6 HR, 14 RBI) ... Had two (2) career-high games ... Went 3-for-3 with two (2) home runs and five (5) RBI on 6/16 @ Visalia ... Scored three (3) runs on four (4) hits and four (4) batted in @ Bakersfield on 8/2 ... Named to mid-season All-Star roster.

2012

Saw time in Augusta (A), San Jose (A+) and Fresno (AAA) ... Batted .185 for the Giants before making solo Triple-A appearance on 7/7 vs. Sacramento ... Finished season in Augusta, driving in 39 runs in 50 games, including a 3-for-5 outing with two (2) extra-base hits on 7/26.

2011

Spent first full professional season with Augusta (A) ... Hit a team-second 15 home runs and was tied for second with 26 doubles ... Batted .231 (92-399) in 108 games ... Was more successful against right-handers (.248) than lefties (.181) ... Ended the season with a .967 fielding percentage.

2010

Began season with the AZL Giants ... Batted .275 in 14 games, with three (3) doubles, a homerun and six (6) RBI before making the move to Salem-Keizer (A-) ... Appeared in 27 games for the Volcanoes ... Made no errors in 36 total chances with SK ... Batted .301 in August and September.

PERSONAL & MISCELLANEOUS

Originally drafted by the Baltimore Orioles in the 8th round of the 2009 June Draft, but did not sign ... Selected by the Giants in the 48th round of the 2010 June Draft ... Attended Ashbrook High School (NC) ... Lettered in baseball, basketball and football ... Spent collegiate years at East Carolina University ... Was a four-time ECU Director of Athletics Honor Roll recipient ... Led team in average (.364), hits (16), home runs (4) and RBI (11) vs. nationally-ranked opponents in 2009 ... Named preseason first-team All Conference USA prior to 2010 season.

HARRIS' CAREER BATTING STATISTICS

Year	Team	League	ORG	AVG	G	AB	R	H	2B	3B	HR	RBI	BB	IBB	SO	SB	CS	OBP	SLG	OPS
2010	AZL Giants	AZL	SF	.275	14	51	7	14	3	0	1	6	5	0	14	3	0	.351	.392	.743
2010	Salem-Keizer	NOR	SF	.273	27	99	8	27	9	1	1	12	4	0	36	0	3	.298	.414	.712
2011	Augusta	SAL	SF	.231	108	399	47	92	26	1	15	58	44	2	136	6	1	.310	.414	.724
2012	San Jose	CAL	SF	.185	53	178	22	33	3	2	4	20	21	0	62	0	2	.277	.292	.569
2012	Fresno	PCL	SF	.000	1	1	0	0	0	0	0	0	0	0	1	0	0	.000	.000	.000
2012	Augusta	SAL	SF	.245	50	188	22	46	8	4	8	39	22	1	56	2	3	.325	.457	.782
2013	San Jose	CAL	SF	.258	129	508	75	131	40	5	23	84	41	1	123	1	1	.318	.492	.810
Minor League Totals				.241	382	1424	181	343	89	13	52	219	137	4	428	12	10	.311	.431	.743



2014 FLYING SQUIRRELS



RHP Stephen Harrold

Height/Weight: 6-1/208
Bats/Throws: Right/Right
Born: March 12, 1989 in Boynton Beach, FL
Resides: Raleigh, NC
Acquired: Selected by the Giants in the 12th Round 2010 MLB June Draft



THE HARROLD FILE

Flying Squirrels Debut:
N/A

Last Team:
San Jose Giants

CAREER HIGHS:

IP (S): Has Never Started
IP (R): ... 4.1 8/23/12 @ VIS
H: 6 6/7/13 vs. LAN
BB: 3 (x2) last, 8/11/13 vs. BAK
SO: 5 6/29/12 vs. LKE

A 12th round selection in the 2010 draft, the 25-year old made big developmental strides in his first full-professional season in 2011. He started the year by limiting South Atlantic League hitters to an average of .200 over 38 appearances while racking up 16 saves, and closed it with 19 respectable outings at San Jose (A+). He followed the year with a strong showing in the Arizona Fall League and the Giants responded by inviting him to his first big league spring training. All the pieces seemed in place for a huge year in 2012, and possibly his Double-A debut. It didn't happen, as Harrold struggled mightily to an ERA of 6.89 over his first 24 appearances of the season. He did right the ship in the second half of the season, but once again wasn't able to deliver on his promise in 2013 when he was slowed by injury out of Spring Training and eventually got off to another tough start. Harrold has been passed by many other arms in the system, but the Giants still see potential in him. San Francisco has had success in the past with upward change-of-scenery promotions, and Harrold would seem to be a prime candidate for a boost to Richmond at some point in 2014.

2013

Began season in extended spring training ... Pitched 39 games for San Jose (A+) out of the bullpen ... Compiled 5-2-3 record with 4.09 ERA over 55.0 innings pitched ... Allowed only four (4) of 17 inherited runners to score ... Conceded an average of .328 before the All-Star break, but slumped average against to .239 during the second half ... Had a .571 caught stealing/stolen bases against percentage (4 of 7).

2012

Spent entire season with San Jose (A+) ... Converted 3of-6 save opportunities ... Dropped out of the BA top 30 prospect rankings after being Ranked #25 to start 2012 season ... Recorded 4.1 shutout innings on 8/23 vs. Visalia ... Posted a 1.61 GO/AO ratio ... Allowed just one (1) earned run in final six (6) outings of season (11.1 IP) ... Reached a career-high with 76.1 innings pitched.

2011

Split season between Low-A Augusta and Advanced-A San Jose ... Went 4-3 with a 1.54 ERA and 16 saves in 18 chances with the GreenJackets ... Struck out 39 batters and walked 17 in 41 innings with the GreenJackets ... Limited South Atlantic League hitters to a .200 average (29-145) ... Did not allow an earned run in final 14 appearances with Augusta (13.2 IP) from 6/7 through 7/18 ... Named SAL Mid-Season All-Star ... Tied for 4th in the SAL in saves (16) ... Promoted to San Jose on 7/20 ... Posted a 1-0 mark with a 5.48 ERA and no saves in 19 appearances with San Jose ... Struck out 24 batters and walked 13 in 23 innings pitched ... Gave up a career-high five (5) earned runs in 0.2 IP vs. VIS on 7/25 ... Rated the 25th-best prospect in the Giants' system following the 2011 season.

2010

Began his pro career with AZL Giants (R) before earning a promotion to Salem-Keizer (A-) ... Went 1-0 and did not allow a run in four appearances with AZL Giants ... Promoted to Salem-Keizer on 7/5 ... Compiled a 1-1 record with a 2.78 ERA in 18 appearances with the Volcanoes ... Recorded seven (7) saves in eight opportunities with the Volcanoes ... Limited Northwest League hitters to a .202 average (17-84) ... Struck out 28 batters and walked five (5) in 22.2 IP ... Tied for 5th in NWL in saves (7).

PERSONAL & MISCELLANEOUS

Graduated from Leesville Road (NC) High School ... Named to All-Cap 7 conference team twice ... Named Cap 7 Conference Player-of-the-Year as a senior ... Attended UNC-Wilmington ... Recorded six (6) saves as a freshman and was named Louisville Slugger Freshman All-American (2008) ... Also named Ping Baseball Freshman All-American and to the CAA All-Freshman team ... Named a Cape Cod League All-Star while pitching for the Bourne Braves in 2009 ... Selected by the Giants in the 12th round of the 2010 June draft.

HARROLD'S CAREER PITCHING STATISTICS

Year	Team	League	ORG	W	L	PCT	ERA	G	GS	CG	SHO	SV	SVO	IP	H	R	ER	HR	HB	BB	SO	WP	AVG
2010	AZL Giants	AZL	SF	1	0	1.000	0.00	4	0	0	0	0	0	7.1	5	0	0	0	0	2	6	1	.200
2010	Salem-Keizer	NOR	SF	1	1	.500	2.78	18	0	0	0	7	8	22.2	17	8	7	2	0	5	28	0	.202
2011	Augusta	SAL	SF	4	3	.571	1.54	38	0	0	0	16	18	41.0	29	9	7	4	1	17	39	2	.200
2011	San Jose	CAL	SF	1	0	1.000	5.48	19	0	0	0	0	1	23.0	24	14	14	3	0	13	24	2	.261
2012	San Jose	CAL	SF	3	6	.333	5.19	47	0	0	0	3	6	76.1	81	49	44	5	3	30	62	9	.272
2013	San Jose	CAL	SF	5	2	.714	4.09	39	0	0	0	3	7	55.0	58	29	25	6	2	22	46	8	.265
Minor League Totals				15	12	.556	3.87	165	0	0	0	29	40	225.1	214	109	97	20	6	89	205	22	.248

Organization

2014 Flying Squirrels

2013: In Review

History & Records

Eastern League

SF Giants

General Info



2014 FLYING SQUIRRELS

Organization

2014 Flying Squirrels

2013: In Review

History & Records

Eastern League

SF Giants

General Info



of Javier Herrera

Height/Weight: 5-11/225
Bats/Throws: Right/Right
Born: April 9, 1985 in Caracas, VZ
Resides: Caracas, VZ
Acquired: Signed by the Giants as a MLFA December 12th, 2012



THE HERRERA FILE

Flying Squirrels Debut:
4/4/13 vs. NBR

Last Team:
Richmond Flying Squirrels

CAREER HIGHS:

Runs:.....4.....7/16/13 @ BNG
Hits:.....5.....8/19/08 @ COR
HR:.....2 (x2).....last, 8/19/08 @ COR
RBI:.....6 (x2).....last, 8/19/08 @ COR
SB:.....3.....5/12/05 @ SOU

Billed as a five-tool talent, the 28-year old Herrera was once considered one of the top prospects in all of baseball. Originally a product of the Oakland A's system, the Venezuelan was rated among the top-100 overall prospects in the game by *Baseball America* twice in 2005 and 2006. However, a series of injuries, including an elbow issue that required Tommy John surgery, derailed his career. Opening day 2013, when he started in left field for the Squirrels, marked the first time he had appeared on an affiliated club's roster since 2008. The Giants had originally signed him for organizational depth, but he garnered attention with a robust showing in minor league spring camp. He opened 2013 in the nine-hole of the Squirrels' lineup, but quickly became a staple in the middle of the order. Ultimately, he turned in one of the premier offensive seasons in Richmond's short history and was named as team MVP. Surrounded by prospects, it was easy to see that Herrera was the most physically gifted player on the field. Most importantly, he managed to stay healthy for the full year. Herrera was invited to big league spring training and has earned himself the chance to play his way into the organization's plans. However, he is still not a made man (prospect) with his second organization and there are plenty of other outfielders who will get time in Triple-A Fresno. He appears here on the chance that he is the odd man out in a Fresno numbers game. Were he to return to Richmond, he would instantly boost the club's offensive makeup.

2013

Spent the entire season in Richmond, batting .296 (142-480) with 16 HRs and 74 RBIs ... Named Flying Squirrels Team Most Valuable Player at the end of the season ... Named as an Eastern League Mid-season All-Star, participating in the Eastern League All-Star Game in New Britain, CT ... Named as the MVP of the Eastern League All-Star Game ... Established new franchise record for RBIs in a season (74), besting Thomas Neal's mark of 69 from 2010 ... Tied the franchise single-season HR record (16), established by Roger Kieschnick in 2011, however the record was also broken by Adam Duvall (17) and Jarrett Parker (18) ... Missed a week (6/18-6/24) on the DL with a shoulder injury he sustained diving for a ball in left field ... Led the league in 2Bs (37) and finished T-2nd in extra-base hits (56) ... Finished 6th in the league batting race (.296) ... Finished 3rd in the league in hits (142) and 4th in slugging percentage (.485) ... 56 extra-base hits and .485 SLG were also both franchise records, taking both marks from Neal (2010).

2012

Split time in independent Frontier League between Southern Illinois and Rockford ... Had .920 OPS and batted .319 with 78 RBI.

2008

Made season debut with Midland on 6/17 ... Had 13-game hitting streak from 7/21-8/7, scoring 15 runs ... Went 5-for-6 @ Corpus Christi on 8/19, notching career highs in home runs (2) and RBI (6) as well as hits ... Finished season with a .267 average and eight (8) stolen bases.

2007

Began season with Advanced A Stockton ... Went 69-for-252 (.274 average) ... Made three (3) errors in 121 total chances ... Hit 17 doubles and nine (9) home runs before being transferred to Midland (AA) ... Collected 13 runs on 18 hits with 13 RBI in 20 games ... Was sidelined with a hamstring injury on 7/24 and missed remainder of season.

2006

Did not play due to Tommy John surgery.

2005

Played most of the season with Kane County (A) ... Was a Midwest League Mid- and Post-Season All-Star ... Named to the Futures Game World roster ... Had a .967 fielding percentage in 782.0 innings at center field ... Led team with 26 stolen bases ... Spent five (5) games with Triple-A Sacramento, batting .417.

2004

Spent season with short-season Vancouver ... Batted .331 with 31 extra-base hits including 12 home runs ... Went 4-for-5 with three (3) runs scored and three (3) runs batted in on 8/17 vs. Eugene ... Was a Northwest League Post-Season All-Star and was named the NOR Most Valuable Player.

PERSONAL & MISCELLANEOUS

Native of Caracas, Venezuela ... Signed by Oakland as a non-drafted free agent on July 27, 2001 ... Signed with the New York Yankees as a Minor League free agent on December 19, 2009 ... Signed with San Francisco on December 7, 2012.

HERRERA'S CAREER BATTING STATISTICS

Year	Team	League	ORG	AVG	G	AB	R	H	2B	3B	HR	RBI	BB	IBB	SO	SB	CS	OBP	SLG	OPS
2002	DSL Athletics	DSL	OAK	.286	65	227	40	65	14	5	5	47	23	2	56	21	4	.359	.458	.817
2003	AZL Athletics	AZL	OAK	.230	17	61	12	14	3	1	2	13	7	0	19	3	1	.329	.410	.739
2004	Vancouver	NOR	OAK	.331	65	263	50	87	15	4	12	47	24	2	59	23	1	.392	.555	.947
2005	Sacramento	PCL	OAK	.417	5	12	5	5	1	0	1	3	1	0	1	1	0	.533	.750	1.283
2005	Kane County	MID	OAK	.275	94	360	70	99	18	2	13	62	47	2	110	26	5	.374	.444	.818
2006	Injured - Did Not Play																			
2007	Stockton	CAL	OAK	.274	62	252	45	69	17	0	9	39	19	1	60	11	7	.337	.448	.785
2007	Midland	TEX	OAK	.254	20	71	13	18	5	0	3	13	4	0	13	1	0	.316	.451	.767
2008	Midland	TEX	OAK	.267	61	255	44	68	13	2	9	36	22	0	71	8	4	.330	.439	.769
2009	Midland	TEX	OAK	.000	1	2	0	0	0	0	0	0	0	0	0	0	0	.000	.000	.000
2013	Richmond	EAS	SF	.296	131	480	70	142	37	3	16	74	57	0	117	23	8	.376	.485	.861
Minor League Totals				.286	521	1983	349	567	123	17	70	334	204	7	506	117	30	.362	.471	.833



Richmond Flying Squirrels

2014 FLYING SQUIRRELS



INF Brandon Hicks

Height/Weight: 6-2/200
Bats/Throws: Right/Right
Born: September 14, 1985 in Houston, TX
Resides: Houston, TX
Acquired: Signed by the Giants as a MLFA November 20th, 2013



THE HICKS FILE

Flying Squirrels Debut:
N/A

Last Team:
Las Vegas 51s

CAREER HIGHS:

Runs: 4 8/6/08 vs. JAX
Hits: 4 (x7) last, 8/27/13 @ COL
HR: 2 (x4) last, 8/8/13 vs. OKC
RBI: 5 (x3) last, 5/17/12 @ ALB
SB: 2 (x4) last, 8/21/13 vs. FRE

Hicks, now a 28-year old veteran of four organizations, was once considered the shortstop of the future with the Atlanta Braves. He did ultimately ascend to the big leagues with Atlanta, and has also seen big league time with the Athletics. However, the slick-fielding Texas A&M-product has never been able to showcase the necessary consistency with his bat to stick at the Major League level. The Giants signed him to a minor league deal in the off-season for two reasons. First, he is a valuable player in terms of minor league depth, and is a tremendous asset to younger players in the clubhouse. Second, there has always been a world of potential in the Texan, and if a team found a way to tap into that, they would be sitting on a winning lottery ticket. Hicks is still capable of ably handling shortstop, although he has also shown the ability to move around the infield in recent years. His level of experience would indicate that he should be with Fresno to open 2014, but the Grizzlies infield will be crowded with prospects Ehire Adrianza, Joe Panik and Adam Duvall. Meanwhile, shortstop is a need in Richmond, and Hicks may be turned to as a veteran leader for a Squirrels team that is expected to be very young.

2013

Missed first month of the season due to Achilles tendon strain ... Played in two games with St. Lucie (A+) ... Hit .283 in 95 games with Las Vegas (AAA) ... Successfully stole 9-of-11 attempted bases ... Saw time at first, second and third base as well as shortstop ... Appeared in all four PCL playoff games for Las Vegas.

2012

Played in 90 games with Triple-A Sacramento ... Led team with 18 home runs ... Committed nine (9) errors in 410 total chances (.978) ... Went 4-for-4, batting in four (4) runs on 4/23 @ Reno ... Batted .172 with five (5) doubles, three (3) home runs and seven (7) RBI in 22 games with the Oakland Athletics.

2011

Began season with the Atlanta Braves ... Went 1-for-21 with one run scored ... Was third in home runs and fourth in runs batted in for Gwinnett in remaining 104 games played (18/50) ... Went 2-for-4 with two (2) home runs and five (5) RBI on 6/5 vs. Buffalo ... Posted .966 fielding percentage (13 E/383 TC).

2010

Played in 77 games for Gwinnett (AAA) ... Made Major League debut as a pinch runner on 5/5 vs. Washington ... Scored seven (7) runs and walked once for Atlanta before returning to Gwinnett ... Batted .305 when ahead in the count, as opposed to .119 when falling behind.

2009

Spent entire season in Mississippi (AA) ... Led team in doubles (25) and home runs (10) ... Batted .237 in a team-high 464 at bats ... Finished season with a .400 average in the month of September ... Hit two (2) home runs @ Chattanooga on 8/25.

2008

Began season with Myrtle Beach (A+) ... Was tied for second on team with 19 home runs ... Named Carolina League Player of the Week for week ending 6/27 ... Went 6-for-11 during the week, collecting five (5) RBI, five (5) runs scored and two (2) homers ... Named Mid- and Post-Season CAR All-Star ... Promoted to Mississippi and made Double-A debut on 7/31, going 2-for-4 with a double and two (2) RBI ... Scored career-high four (4) runs on 8/6 vs. Jacksonville.

PERSONAL & MISCELLANEOUS

Selected by the Atlanta Braves in the third round of the 2007 June draft out of Texas A&M ... Attended Sam Rayburn High School (TX) and San Jacinto College ... Was claimed off waivers by the Oakland Athletics on March 13th, 2012 ... Was traded to the New York Mets for cash considerations on November 26th of that year ... Signed by Giants as a MLFA on November 20th, 2013.

HICKS' CAREER BATTING STATISTICS

Year	Team	League	ORG	AVG	G	AB	R	H	2B	3B	HR	RBI	BB	IBB	SO	SB	CS	OBP	SLG	OPS
2007	Danville	APP	ATL	.224	18	58	14	13	3	1	3	13	12	0	18	1	2	.370	.466	.836
2007	Rome	SAL	ATL	.313	37	128	26	40	11	0	4	15	27	2	26	5	3	.433	.492	.925
2008	Mississippi	SOU	ATL	.241	16	54	9	13	3	1	7	7	0	17	0	0	.333	.389	.722	
2008	Myrtle Beach	CAR	ATL	.234	93	342	68	80	23	2	19	56	45	1	122	14	3	.335	.480	.815
2009	Mississippi	SOU	ATL	.237	128	464	63	110	25	4	10	48	53	0	131	17	1	.319	.373	.692
2010	Atlanta	NL	ATL	.000	16	5	7	0	0	0	0	0	0	2	0	0	.167	.000	.167	
2010	Gwinnett	INT	ATL	.211	77	261	27	55	9	1	7	22	20	1	74	10	6	.280	.333	.613
2011	Atlanta	NL	ATL	.048	17	21	1	1	0	0	0	1	1	0	9	0	0	.091	.048	.139
2011	Gwinnett	INT	ATL	.252	104	361	52	91	14	1	18	50	41	0	137	8	3	.333	.446	.779
2012	Sacramento	PCL	OAK	.244	90	328	61	80	26	3	18	61	47	0	115	5	4	.350	.506	.856
2012	Oakland	AL	OAK	.172	22	64	8	11	5	0	3	7	6	0	31	1	0	.243	.391	.634
2013	St. Lucie	FSL	NYM	.250	2	8	1	2	1	0	2	0	0	0	2	0	0	.250	.375	.625
2013	Las Vegas	PCL	NYM	.283	95	318	57	90	12	4	11	49	29	1	111	9	2	.348	.450	.798
	Minor League Totals			.247	660	2322	378	574	127	17	91	323	281	5	753	69	24	.336	.434	.770
	Major League Totals			.133	55	90	16	12	5	0	3	8	8	0	42	1	0	.204	.289	.493

Organization

2014 Flying Squirrels

2013: In Review

History & Records

Eastern League

SF Giants

General Info





2014 FLYING SQUIRRELS

Organization

2014 Flying Squirrels

2013: In Review

History & Records

Eastern League

SF Giants

General Info



RHP Stephen Johnson

Height/Weight: 6-4/200
 Bats/Throws: Right/Right
 Born: February 21, 1991 in Washington, DC
 Resides: Austin, TX
 Acquired: Selected by the Giants in the 6th Round
 2012 MLB June Draft



THE JOHNSON FILE

Flying Squirrels Debut: N/A

Last Team: Augusta GreenJackets

CAREER HIGHS:

IP (S): Has Never Started
 IP (R): 2.2 (x2) ...last, 5/24/13 @ SAV
 H: 7 5/13/13 vs. ROM
 BB: 2 (x7) ...last, 7/29/13 vs. ROM
 SO: 6 7/31/13 vs. ROM

Johnson, a lanky, hard-throwing right-hander impressed in his first full-season in 2013, spending the entire year with Augusta (A). He is billed as an upper-90s pitcher, who touched the vaunted 100 MPH reading on a few occasions last year. He has continued to impress in the Cactus League prior to the year, showing better command of a "frisbee slider," and his secondary stuff in general. Some in the Giants' organization feel the St. Edwards University-product is capable of getting big league hitters out when he is on right now. However, the problem for the 6th rounder, as it is for many hard-throwing young hurlers, is consistency. He fanned 71 in 52.1 innings for the GreenJackets last year, but also walked 30. The paltry .215 average that SAL hitters compiled is another indicator of how deadly his stuff is when he is in the zone though. Entering the 2014 campaign, Johnson is a dark-horse candidate to join the Flying Squirrels' bullpen. Odds are, he will open in San Jose (A+), potentially as the Giants closer. But, guys with an arm like the 23-year old tend to move quickly and early success could lead to a quick promotion to the River City.

2013

Spent first full professional season with Augusta (A) ... Successfully converted all eight (8) save opportunities ... Had 2.37 K/BB ratio ... Had a pre-All-Star break of 1-1-4, compared to going 4-0-4 after the break ... Pitched a 2.1 inning win vs. Rome on 7/31 with no runs on no hits, striking out six (6) ... Tabbed as the #28 prospect in the SF system by BA.

2012

Began season with the AZL Giants (2 games) ... Made 17 relief appearances for short-season Salem-Keizer ... Posted 4.66 ERA ... Opponents batted .257 against.

PERSONAL & MISCELLANEOUS

Graduated from Boulder High School (CO) ... Attended St. Edward's University ... Began college career as a starter but transitioned to the bullpen as a junior ... Named to second-team All-Hearthland Conference after posting 7-5 record with 3.56 ERA in 2011 ... Ended 2012 season just two saves shy of a national record (18/20) ... Struck out 74 batters in 43.1 innings of relief ... Named the 2012 Daktronics DII All-American closer ... Selected by Giants in the 6th round of the 2012 June Draft.

JOHNSON'S CAREER PITCHING STATISTICS

Year	Team	League	ORG	W	L	PCT	ERA	G	GS	CG	SHO	SV	SVO	IP	H	R	ER	HR	HB	BB	SO	WP	AVG
2012	AZL Giants	AZL	SF	0	0	.000	4.50	2	0	0	0	0	0	2.0	1	1	1	0	0	2	2	0	.167
2012	Salem-Keizer	NOR	SF	0	2	.000	4.66	17	0	0	0	2	4	19.1	19	11	10	2	0	12	19	3	.257
2013	Augusta	SAL	SF	5	1	.833	3.61	45	0	0	0	8	8	52.1	41	24	21	2	3	30	71	7	.215
Minor League Totals				5	3	.625	3.91	64	0	0	0	10	12	73.2	61	36	32	4	3	44	92	10	.225

2014 FLYING SQUIRRELS



INF Carter Jurica

Height/Weight: 5-11/185
Bats/Throws: Right/Right
Born: September 23, 1988 in Houston, TX
Resides: Katy, TX
Acquired: Selected by the Giants in the 3rd Round 2010 MLB June Draft



THE JURICA FILE

Flying Squirrels Debut:
N/A

Last Team:
Fresno Grizzlies

CAREER HIGHS:

Runs:... 4 (x6).....last, 8/24/12 @ RC
Hits:... 4 (x3).....last, 4/10/12 @ HD
HR:.....1.....Many
RBI:... 4 (x5).....last, 7/4/12 vs. MOD
SB:... 2 (x3).....last, 8/10/11 vs. IND

Jurica was somewhat of a surprise pick for the Giants when he was chosen out of Kansas State University in the 3rd round of the 2010 draft. A surprise due to the fact that San Francisco already had two high-profile shortstops amongst their top-prospects in Ehre Adrianza and Brandon Crawford, and had taken another - Joe Panik - with their first round pick that year. Despite solid campaigns to open his professional career, Jurica continued to lag behind Adrianza and Panik on the depth chart. He had certainly done enough in 2012 to earn a promotion to Richmond to open last year. The problem was that Adrianza and Panik were ticketed to form the middle of the infield. San Francisco solved that problem by challenging the 25-year old at Triple-A Fresno. He held his own, batting .249 in 107 games, but again faces the problem of Adrianza and Panik to open 2014. The Giants are expected to once again pair the two in the middle of the infield, this time in Fresno. The organization has many options of how to fill the middle in Richmond, but in one scenario, Jurica is a Flying Squirrel on opening day, completing the missed step in his development.

2013

Spent entire season with Triple-A Fresno ... Led team with 45 double plays turned and maintained a .963 fielding percentage ... Batted .249 in 108 games including 15 doubles, two (2) triples and two (2) homeruns, accumulating 32 RBI on the season ... Had 20 multi-hit games ... Went 2-for-5 with a homerun and three (3) RBI in an 8-7 victory vs. Sacramento on 4/29.

2012

Limited to 108 games with San Jose (A+) due to leg injury ... Named an Organizational All-Star by MiLB.com following the season ... Recorded 36 multi-hit games, including four-hit performance on 4/10 ... Primarily played second base (96 games) with additional time at SS, DH and 3B ... Committed 16 errors overall with a .965 fielding percentage.

2011

Split his first full pro season between AZL Giants (R) and Advanced-A San Jose ... Batted .250 with four (4) homers and 23 RBIs in 55 games with San Jose ... Tallied four (4) hits vs. VIS on 6/3 ... Had seven-game hit streak (4/27-5/4) ... Placed on Disabled List on 6/12 ... Appeared in 14 games with AZL Giants in August in which he batted .224 with a HR and nine (9) RBIs ... Activated from DL with San Jose on 8/19 and played in 10 games during final two weeks of season ... Went hitless (0-3) in two playoff games with San Jose.

2010

Began his pro career with Salem-Keizer (A-) ... Batted .216 (51-236) with 4 HRs and 31 RBIs in 62 games with the Volcanoes ... Had first career 4-hit game vs. EVE on 7/21 ... Batted just .184 with 1 HR and seven (7) RBIs in road games compared to .246 average with 3 HRs and 24 RBIs in home contests.

PERSONAL & MISCELLANEOUS

Graduated from Katy (TX) High School ... Was a three-time All-District honoree and earned Texas 5A-District 18 Player-of-the-Year honors in 2007 ... Named to the All-Greater Houston team in 2006 and 2007 ... Named Louisville Slugger High School All-American in 2007 ... Attended Kansas State University ... Earned first-team All-Big 12 honors as a junior in 2010 ... Named to the All-Regional team in the 2010 NCAA Fayetteville (Ark.) regional ... Two-time Academic All-Big 12 selection ... Selected by the Giants in the third round of the 2010 June draft ... He is the son of George and Doris Jurica ... Has three brothers, Eric, Garrett and Clayton.

JURICA'S CAREER BATTING STATISTICS

Year	Team	League	ORG	AVG	G	AB	R	H	2B	3B	HR	RBI	BB	IBB	SO	SB	CS	OBP	SLG	OPS
2010	Salem-Keizer	NOR	SF	.216	62	236	23	51	7	3	4	31	18	0	47	10	3	.282	.322	.604
2011	AZL Giants	AZL	SF	.224	14	49	6	11	2	0	1	9	4	0	8	4	1	.316	.327	.643
2011	San Jose	CAL	SF	.250	55	180	36	45	12	0	4	23	25	0	44	5	2	.355	.383	.738
2012	San Jose	CAL	SF	.300	108	403	68	121	19	3	6	56	43	0	74	6	4	.365	.407	.772
2013	Fresno	PCL	SF	.249	107	357	38	89	15	2	2	32	38	1	83	3	3	.329	.319	.648
Minor League Totals				.259	346	1225	171	317	55	8	17	151	128	1	256	28	13	.336	.358	.694



2014 FLYING SQUIRRELS

Organization

2014 Flying Squirrels

2013: In Review

History & Records

Eastern League

SF Giants

General Info



OF Brett Krill

Height/Weight: 6-4/220
 Bats/Throws: Right/Right
 Born: January 24, 1989 in Laguna Beach, CA
 Resides: Laguna Niguel, CA
 Acquired: Selected by the Giants in the 25th Round
 2010 MLB June Draft



THE KRILL FILE

Flying Squirrels Debut:
4/6/13 vs. NBR

Last Team:
Richmond Flying Squirrels

CAREER HIGHS:

Runs:.....4.....6/10/12 @ ROM
 Hits:....5 (x2).....last, 6/10/12 @ ROM
 HR:.....1.....Many
 RBI:.....7.....6/10/12 @ ROM
 SB:.....2.....8/19/12 @ CSC

Krill, a UCLA Bruin in college, was a surprise addition to the Flying Squirrels' opening day roster in 2013. Surprising not due to a lack of ability, but due to the fact that he had spent the entire 2012 with Augusta (A). The 25-year old had dual challenges of tackling the pitcher-friendly Eastern League, and doing so in a reserve outfield role that kept him inactive for days at a time. He never wavered, becoming a solid bench option and pinch-hitter for Squirrels' manager Dave Machemer. The former college teammate of Brandon Crawford doesn't possess "tools," but he has always hit, whether that be as an amateur, or in his first three professional seasons. He certainly opened eyes in the organization with his ability to compete against advanced level pitching last year, but more than likely still won't have a guaranteed role - regardless of level - in 2014. That makes it difficult to project where he might land at the outset of the season. He definitely deserves at-bats at at least the Double-A level, but that may not be a realistic option. He figures to once again be the Squirrels' fourth outfielder or earn a starting role in San Jose.

2013

Spent entire season with Richmond (AA) ... Batted .258 with 10 doubles, two (2) home runs and 28 RBI ... Committed two (2) errors in 83 total chances, both at left field ... Was 25-for-70 (.357) during day games, compared to batting .213 at night ... Did not strike out in 43 of 85 games.

2012

Appeared in 122 games for Low-A Augusta ... Went 30-for-67 (.448) when batting eighth in the order ... Led team in doubles for second straight season (26), as well as hits (129) ... Had record day on 6/10 @ Rome, tying a career-high five (5) hits and setting new bars for runs (4) and RBI (7).

2011

Spent entire season with Salem-Keizer ... Led the team with 16 doubles ... Hit .304 with .837 OPS ... Named the Northwest League Player of the Week after knocking in at least one run in each of six games, having multiple hits in five, and hitting home runs in four (7/5-7/10) ... Was a NOR Post-Season All-Star.

PERSONAL & MISCELLANEOUS

Originally drafted by the Braves in the 46th round of the 2007 June Draft but did not sign ... Batted .410 with 40 RBI, 14 doubles and seven (7) home runs in two varsity seasons at Aliso Niguel High School (CA) ... Attended UCLA ... Was not caught stealing in 2010 (7-for-7) ... Went 2-for-5 including a double in the Bruins' final College World Series game on 6/29 ... Selected by San Francisco in the 25th round of the 2010 June Draft.

KRILL'S CAREER BATTING STATISTICS

Year	Team	League	ORG	AVG	G	AB	R	H	2B	3B	HR	RBI	BB	IBB	SO	SB	CS	OBP	SLG	OPS
2011	Salem-Keizer	NOR	SF	.304	52	207	38	63	16	2	6	43	14	1	44	4	4	.350	.488	.838
2012	Augusta	SAL	SF	.288	122	448	53	129	26	2	5	53	20	1	79	8	6	.335	.388	.723
2013	Richmond	EAS	SF	.258	85	225	27	58	10	0	2	28	11	0	55	3	1	.313	.329	.642
	Minor League Totals			.284	259	880	118	250	52	4	13	124	45	2	178	15	11	.333	.397	.730



2014 FLYING SQUIRRELS



RHP Derek Law

Height/Weight: 6-3/218
Bats/Throws: Right/Right
Born: September 14, 1990 in Pittsburgh, PA
Resides: Pittsburgh, PA
Acquired: Selected by the Giants in the 9th Round
 2011 MLB June Draft



THE LAW FILE

Flying Squirrels Debut:
N/A

Last Team:
San Jose Giants

CAREER HIGHS:

IP (S): Has Never Started
IP (R): ... 3.2 6/10/12 @ ROM
H: 5 (x3) last, 5/6/13 vs. ASH
BB: 3 (x3) last, 4/28/13 @ LEX
SO: 7 6/10/12 @ ROM

The Giants liked what they saw from Law in his professional debut, and they pushed the 2011 9th-rounder in 2012. The 22-year old spent the entire season in the South Atlantic League with Augusta (A), making 36 relief appearances for the Greenjackets. The results were dominating, especially at home where he allowed just a lone run all season. In 2013, he was equally dominant, handling a return assignment to the SAL in stride and impressing mightily after a promotion to San Jose (A+). Despite being a power-arm capable of reaching the upper 90s, Law turned in an almost unreal 45:1 strikeout-to-walk ratio in the California League. After the season he was the talk of the prestigious Arizona Fall League where he didn't allow an earned run in 11 appearances. Giants' skipper Bruce Bochy has taken notice of the Pittsburgh, PA, native during big league spring training and the sky seems to be the limit in 2014. Law was originally expected to be the Squirrels opening day closer, and that may still be the case. However, he has yet to hit a wall at any point of his career, which may prompt the Giants to place him aggressively in Fresno (AAA) at the beginning of the year.

2013

Split season between the AZL Giants (rookie), Augusta (A), and San Jose (A+) ... Pitched a total of 66.1 innings with a 2.31 ERA and .206 average against ... Led team with 21 games finished ... Struck out four (4) or more batters in 10 games ... Earned win after allowing no runs on only one (1) hit in a 2.0 inning outing on 8/30, striking out six of seven batters faced ... Invited to Arizona Fall League following season, holding opponents to a .186 average with a 0.00 ERA in eleven appearances ... Rated #12 prospect in the Giants' system by BA.

2012

Spent entire season in Augusta (A) bullpen ... Struck out a career-high seven (7) batters on 6/10 vs. Rome ... Saved two games in six chances ... Held opponents to a .216 average ... Struck out 67 in 55.2 IP (10.9 SO/9) ... Allowed just one run at home all season long (27.1 IP) versus 19 runs on the road (28.1 IP).

2011

Opened professional career on 7/13 for the AZL giants ... Appeared in 15 games out of the bullpen and converted all four save opportunities ... Tossed 12 scoreless outings.

PERSONAL & MISCELLANEOUS

Drafted in the 9th round of 2011 out of Miami Dade Junior College ... Graduated Seton LaSalle Catholic High School (Pittsburgh) ... Selected in same draft as Miami Dade teammate Brian Goodwin (Washington, 1st RD Sup.) ... Was drafted by the Rangers in the 28th round of 2009 but did not sign ... His father Joe Law pitched in the minor leagues for a decade, including parts of four seasons at Triple-A. He was 64-49 overall ... Joe Law (father) was on the major league roster of the Oakland Athletics for four days once but never appeared in the show.

LAW'S CAREER PITCHING STATISTICS

Year	Team	League	ORG	W	L	PCT	ERA	G	GS	CG	SHO	SV	SVO	IP	H	R	ER	HR	HB	BB	SO	WP	AVG
2011	AZL Giants	AZL	SF	0	0	.000	2.50	15	0	0	0	4	4	18.0	16	6	5	0	0	2	19	2	.232
2012	Augusta	SAL	SF	5	2	.714	2.91	32	0	0	0	2	6	55.2	45	20	18	6	2	23	67	8	.216
2013	Augusta	SAL	SF	0	3	.000	2.31	19	0	0	0	3	4	35.0	27	12	9	1	1	10	48	4	.206
2013	AZL Giants	AZL	SF	1	0	1.000	3.18	5	0	0	0	0	0	5.2	4	2	2	0	0	1	9	2	.200
2013	San Jose	CAL	SF	4	0	1.000	2.10	22	0	0	0	11	11	25.2	20	7	6	1	1	1	45	5	.208
Minor League Totals				10	5	.667	2.57	93	0	0	0	20	25	140.0	112	47	40	8	4	37	188	21	.214



2014 FLYING SQUIRRELS

Organization

2014 Flying Squirrels

2013: In Review

History & Records

Eastern League

SF Giants

General Info



3B Mario Lisson

Height/Weight: 6-2/200
Bats/Throws: Right/Right
Born: May 31, 1984 in Caracas, VZ
Resides: Caracas, VZ
Acquired: Signed by the Giants as a MLFA December 13th, 2013



THE LISSON FILE

Flying Squirrels Debut:
N/A

Last Team:
Minatitlan (Mexican League)

CAREER HIGHS:

Runs:... 4 (x2).....last, 7/10/06 vs. SWM
Hits:... 5 (x2).....last, 4/12/07 @ KIN
HR:... 2 (x2).....last, 7/28/08 vs. SPR
RBI:..... 6.....7/28/08 vs. SPR
SB:..... 2.....Many

Lisson, a Venezuelan, was originally a member of the Kansas City organization. In fact, he toiled in that system for the first 11 years of his professional career. The Royals finally cut ties with him after the 2012 season, and the veteran spent last season in the Mexican League. He caught the eye of Giants' executives during a star-turn in the Venezuela winter leagues this past off-season, belting 16 home runs during the regular season and another 10 in 16 post-season games. San Francisco signed him this past December to a minor league deal, and are hoping to further evaluate him in spring training. It wouldn't be completely unrealistic to imagine Lisson in a big league uniform some day, but for now he will more than likely fill a role in the minor leagues. One of the biggest needs for the Giants to open 2014 will be the left side of the infield in Richmond. Nothing in Lisson's past indicates that he would be able to replicate the power numbers that he boasted this past winter, but a veteran bat for Russ Morman at third base would certainly be a welcome addition. Look for Lisson on the hot corner for the Squirrels on opening day 2014.

2013

Played with Oaxaca and Minatitlan of the Mexican League ... Batted .260 in 66 games ... Hit 16 home runs and had 53 RBI with the Venezuelan Winter League Magallanes ... Topped VVWL playoff leader boards with 12 homers in 21 games played, leading team to a league championship.

2012

Spent entire season with NW Arkansas ... Was second on team in stolen bases (20), walks (45), runs batted in (52), doubles (24) and games played (116) ... Hit three (3) doubles @ Tulsa on 6/13.

2011

Appeared in 89 games for NW Arkansas (AA) ... Hit a team-second 15 home runs ... Named Texas League Player of the Week, going 11-for-22 (.500) with seven (7) runs scored, five (5) doubles and two (2) homers from 8/29-9/4 ... Was a MiLB.com Organizational All-Star following season.

2010

Missed entire season due to right shoulder injury.

2009

Began season with NW Arkansas ... Was 28 for 136 (.206) before being promoted to Triple-A Omaha ... Spent majority of season at shortstop ... Batted .236 with 12 home runs and 43 RBI in 95 games in the Pacific Coast League.

2008

Played in 130 games with Northwest Arkansas (AA) ... Hit two (2) grand slams against Springfield (5/1, 7/28), collecting 11 RBI and two (2) additional extra-base hits ... Bat .225 overall on the season.

2007

Spent entire season with Advanced-A Wilmington ... Was a Carolina League Mid- and Post-season All-Star ... Had 20 game hitting streak from 7/30-8/24 (31 hits, 15 runs) ... Batted .500 with five (5) runs scored in three-game series @ Salem from 7/23-7/25.

2006

Returned to Burlington for a team-high 130 games ... Was second in the Midwest League with 41 stolen bases ... Went 5-for-6 with two (2) runs scored, two (2) home runs and five (5) RBI on 8/7 @ Dayton ... Named Burlington Bees Player of the Year.

PERSONAL & MISCELLANEOUS

Native of Caracas, Venezuela ... Originally signed by the Kansas City Royals as a non-drafted free agent on April 1st, 2002 ... Played winter ball with current Giants Pablo Sandoval and Jean Machi ... Signed Minor League contract with San Francisco on December 13th, 2013.

LISSON'S CAREER BATTING STATISTICS

Year	Team	League	ORG	AVG	G	AB	R	H	2B	3B	HR	RBI	BB	IBB	SO	SB	CS	OBP	SLG	OPS
2002	GCL Royals	GCL	KC	.200	6	10	0	2	0	0	0	0	4	0	4	0	1	.467	.200	.667
2002	DSL Royals	DSL	KC	.198	30	81	12	16	2	0	0	9	16	0	22	1	2	.330	.222	.552
2003	DSL Royals	DSL	KC	.290	62	210	26	61	11	1	3	28	35	0	36	9	7	.416	.395	.811
2004	Idaho Falls	PIO	KC	.289	71	256	60	74	10	2	8	49	44	0	82	15	6	.398	.438	.836
2005	Burlington	MID	KC	.250	78	260	57	65	15	4	6	36	53	3	68	23	4	.386	.408	.794
2006	Burlington	MID	KC	.263	130	463	67	122	30	2	13	73	65	3	109	41	11	.368	.421	.789
2007	Wilmington	CAR	KC	.285	126	463	72	132	27	3	8	61	41	2	93	23	9	.348	.408	.756
2008	Northwest Arkansas	TEX	KC	.225	130	476	57	107	23	3	14	65	33	1	105	31	6	.284	.374	.658
2009	Northwest Arkansas	TEX	KC	.206	36	136	20	28	4	0	2	17	14	0	29	4	3	.287	.279	.566
2009	Omaha	PCL	KC	.236	95	339	34	80	23	0	12	43	19	0	89	7	4	.282	.410	.692
2010	Injured - Did Not Play																			
2011	Northwest Arkansas	TEX	KC	.293	89	283	58	83	21	0	15	45	31	2	81	15	2	.372	.527	.899
2012	Northwest Arkansas	TEX	KC	.247	116	376	40	93	24	2	11	32	45	0	83	20	4	.338	.410	.748
2013	Guerrieros de Oaxaca	MEX	OOC	.264	36	140	21	37	8	0	8	22	12	1	33	1	1	.331	.493	.824
2013	Petroleros de Minatitlan	MEX	OOC	.254	30	114	18	29	8	0	4	12	12	0	31	2	3	.361	.430	.791
Mexican League Totals				.260	66	254	39	66	16	0	12	34	24	1	64	3	4	.345	.465	.810
Minor League Totals				.257	969	3353	503	863	190	17	92	478	400	11	801	189	59	.346	.407	.752



2014 FLYING SQUIRRELS



OF Chris Lofton

Height/Weight: 6-1/175
Bats/Throws: Left/Right
Born: May 20, 1990 in Jackson, MS
Resides: Raleigh, MS
Acquired: Selected by the Giants in the 9th Round 2010 MLB June Draft



THE LOFTON FILE

Flying Squirrels Debut:
N/A

Last Team:
San Jose Giants

CAREER HIGHS:

Runs:.....4.....7/12/13 @ VIS
Hits:.....4.....4/10/12 @ HD
HR:.....2.....8/24/12 @ RC
RBI:.....5.....7/15/13 @ LE
SB:.....2.....Many

Lofton, a three-sport star in high school, is a speedy centerfielder that has spent the last two full seasons with San Jose (A+). In 2013, he was the primary centerfielder for Andy Skeels' club, making 120 total appearances. A ninth round pick out of Jones County Junior College in Mississippi, where he also starred on the football field, Lofton's primary weapon remains his speed. He notched 11 triples last season and led San Jose in stolen bases for the second consecutive season. He also plays solidly defensively in the outfield. He hasn't had enough success to gain prospect status thus far in his career though, so his progression through the system has slowed as other players have worked their way through. It appears likely that the Giants will have Jarrett Parker repeat the Double-A level, and also potentially move him to center field in Richmond this year. If that is the case, Lofton will be a candidate for a fourth outfielder role, and also could spell Parker in center when necessary. If that scenario doesn't play out on opening day, it stands to reason that Lofton will make his Double-A debut at some point during the year.

2013

Played in 120 games for San Jose ... Was fifth in the California League with 11 triples ... Led team for second straight year with 23 stolen bases ... Committed three (3) errors in 278 total chances for a fielding percentage of .989 ... Batted .520 in six-game span (7/1-7/6) picking up three (3) doubles and two (2) triples.

2012

Continued upward trend by spending entire season with San Jose (A+) ... Stole 22 bases, good for second on the team ... Went 4-for-7 @ High Desert on 4/10 (2 R, 2 2B, 3 RBI) ... Had only career multi-homer game on 8/24 @ Rancho Cucamonga ... Had 22 multi-hit games.

2011

Spent first full professional season with Augusta (A) ... Had a team-second 22 stolen bases ... Was third on the team in runs (59) and walks (49) ... Batted .269 with runners on base, .226 with RISP and .300 with bases loaded ... Played in all three GreenJackets' playoff games ... Tied for second in postseason OBP with .462.

2010

Spent entire season with Salem-Keizer ... Had 14 multi-hit games, batting .268 overall ... Committed just one (1) error in 99 chances (.990 fielding percentage) ... Was leadoff batter in 49 of 52 games.

PERSONAL & MISCELLANEOUS

Selected by the San Francisco Giants in the 9th round of the 2010 June Draft out of Jones County Junior College (MS) ... Was a three-sport athlete at Raleigh High School and played baseball and football at JCJC ... Hit .331 with one (1) home run and 26 RBI, stealing 15-of-18 attempted bases, in 2010.

LOFTON'S CAREER BATTING STATISTICS

Year	Team	League	ORG	AVG	G	AB	R	H	2B	3B	HR	RBI	BB	IBB	SO	SB	CS	OBP	SLG	OPS	
2010	Salem-Keizer	NOR	SF	.268	52	198	32	53	5	2	2	16	22	0	41	15	5	.350	.343	.693	
2011	Augusta	SAL	SF	.237	119	418	59	99	16	2	1	31	49	0	98	22	14	.323	.292	.615	
2012	San Jose	CAL	SF	.245	96	347	67	85	14	1	5	30	38	0	103	22	7	.320	.334	.654	
2013	San Jose	CAL	SF	.258	120	446	72	115	18	11	4	41	45	1	105	23	13	.331	.374	.705	
Minor League Totals					.250	387	1409	230	352	53	16	12	118	154	1	347	82	39	.328	.336	.664

Organization

2014 Flying Squirrels

2013: In Review

History & Records

Eastern League

SF Giants

General Info



2014 FLYING SQUIRRELS

Organization

2014 Flying Squirrels

2013: In Review

History & Records

Eastern League

SF Giants

General Info



of Ryan Lollis

Height/Weight: 6-2/185
 Bats/Throws: Left/Left
 Born: December 16, 1986 in Houston, TX
 Resides: Houston, TX
 Acquired: Selected by the Giants in the 37th Round
 2009 MLB June Draft



THE LOLLIS FILE

Flying Squirrels Debut:
9/2/2011 @ ALT

Last Team:
Richmond Flying Squirrels

CAREER HIGHS:

Runs:.....5.....7/9/11 @ ASH
 Hits:....4 (x5).....last, 6/12/12 @ IE
 HR:.....2.....8/6/13 @ POR
 RBI:.....5.....7/9/11 vs. ASH
 SB:.....1.....Many

Lollis, 27, is the definition of a steady professional hitter. He has hit at every level he has played in his career, including being the most consistent Flying Squirrel offensively in 2013. He didn't boast staggering numbers, but then again, that has always been the Texans game. He improved dramatically in center field throughout the year as well, turning himself into a marquee defender in the mold of past Squirrels' defensive standouts. However, he will no doubt find himself in flux at the outset of the 2014 season once again, as the Fresno outfield will be packed with prospects, including Gary Brown, who has stalled at that level. Having to earn his spot will be nothing new to the Missouri Tiger though, and it has yet to be determined where he will find a roster spot out of Spring Training. The plan that has been floated in Richmond is to move Jarrett Parker back to his natural center field position, but if that doesn't happen, Squirrels fans wouldn't mind at all if Lollis was once again in that spot every day.

2013

Spent entire season with Double-A Richmond ...Was fourth on the team in hits (125) and doubles (24) ... Committed only five (5) errors in 294 total chances for a team-second .983 fielding percentage among center fielders ...Went 2-for-5 with a career-high two home runs @ Portland on 8/6 ...Batted .267 and collected 57 RBI ... Reached base on balls 50 times, while striking out in 61 at-bats.

2012

Split time between San Jose (A+) (75 games) and Fresno (AAA) (50 games) ... Batted .296 (94-318) with San Jose before promotion the Triple-A on 7/10 ... Filled in as primary center fielder with Fresno and hit .309 (54-175) with 21 RBI ... Lollis has appeared for all the Giants affiliates except for the AZL club ... Hit a combined .316 (114-360) vs. RHP and .248 against LHP (34-133).

2011

Played for three different teams in the Giants' farm system ... Began the season with Advanced-A San Jose and batted .255 (13-51) with five (5) RBIs in 14 games with the Giants ...Went 4-6 with two (2) RBIs and three (3) runs scored vs.VIS on 4/15 ... Sent down to Low-A Augusta on 5/31 ... Batted .314 (93-286) with 2 HRs and 37 RBIs in 80 games with the Greenjackets ... Amassed a .343 average (47-137) with 14 RBIs in 38 home games ... Batted .289 (46-159) with 2 HRs and 23 RBIs in 42 road games ...Went 3-5 with a HR, a double and five (5) RBIs @ ASH on 7/9 ... Promoted to Richmond on 9/2 ... Batted .222 (2-9) in three (3) games with the Flying Squirrels ...Amassed a .273 average (3-11) with a double and one RBI in five (5) playoff games with Richmond.

2010

Spent the entire season with Low-A Augusta ... Batted .288 (112-389) with 3 HRs and 36 RBIs in 114 games with the Greenjackets ... Batted .301 with 2 HRs and 21 RBIs in 58 home games ... Compiled a .276 average with a HR and 15 RBIs in 56 road games ...Went 4-6 with two RBIs vs.VVV on 8/26.

2009

Began his professional career with Short-Season A Salem-Keizer ... Batted .312 (62-199) with 2 HRs and 25 RBIs in 52 games with the Volcanoes ...Went 3-5 with a HR a triple, three RBIs and three runs scored vs. BOI on 6/26 ...Went 3-6 with two doubles and two RBIs @ YAK on 7/12 ...Went 3-4 with a HR @ SPO on 8/12 ... Finished 9th in the Northwest League in batting (.312).

PERSONAL & MISCELLANEOUS

Graduate of Houston Christian (TX) High School ...Named first-team All-State as a senior in 2005 ... Led Houston Christian to state championship in his final prep season ... Attended the University of Missouri ... Named to NCAA All-Regional team in 2007 and 2008 ... Named Honorable Mention All-Big 12 in 2008 ... Originally drafted by the Pittsburgh Pirates in the 20th round of the 2005 June draft but did not sign ...Also selected by the Detroit Tigers in the 20th round of the 2008 June draft, but did not sign...Selected by the Giants in the 37th round of the 2009 June draft.

LOLLIS' CAREER BATTING STATISTICS

Year	Team	League	ORG	AVG	G	AB	R	H	2B	3B	HR	RBI	BB	IBB	SO	SB	CS	OBP	SLG	OPS
2009	Salem-Keizer	NOR	SF	.312	52	199	31	62	9	3	2	25	20	0	24	1	5	.373	.417	.790
2010	Augusta	SAL	SF	.288	114	389	52	112	9	9	3	36	32	1	55	8	2	.345	.380	.725
2011	San Jose	CAL	SF	.255	14	51	12	13	2	0	0	5	4	0	9	0	0	.333	.294	.627
2011	Augusta	SAL	SF	.314	80	296	45	93	22	2	37	39	0	47	10	5	.393	.422	.815	
2011	Richmond	EAS	SF	.222	3	9	1	2	0	0	1	0	0	1	0	0	.222	.222	.444	
2012	San Jose	CAL	SF	.296	75	318	49	94	18	3	5	39	27	0	53	5	6	.347	.418	.765
2012	Fresno	PCL	SF	.309	50	175	27	54	9	2	3	21	25	1	26	2	3	.393	.434	.827
2013	Richmond	EAS	SF	.267	136	469	60	125	24	2	8	57	50	2	61	6	3	.345	.377	.722
	Minor League Totals			.291	524	1906	277	555	93	21	23	221	197	4	276	32	24	.359	.398	.758



2014 FLYING SQUIRRELS



RHP Daryl Maday

Height/Weight: 6-2/225
Bats/Throws: Right/Right
Born: August 12, 1985 in McHenry, IL
Resides: Bristol, WI
Acquired: Selected by the Giants in the 30th Round 2006 MLB June Draft



THE MADAY FILE

Flying Squirrels Debut:
4/10/10 @ BOW

Last Team:
Richmond Flying Squirrels

CAREER HIGHS:

IP (S):.....8.....4/20/10 vs. NBR
IP (R):.....7.....8/6/09 vs. AKR
H:.....11.....6/24/10 vs. AKR
BB:.....5.....7/22/11 vs. HAR
SO:.....9 (x2).....9/1/08 vs. LAN

Maday is one of only two players that have appeared as members of each of the first four Flying Squirrels' teams. He certainly hopes to avoid making it a fifth appearance in Richmond in 2014. The Richmond fans hope that too, as Maday is easily the biggest fan-favorite the organization has ever had. The 28-year old opened 2013 in Richmond, and handled the disappointment of that assignment in stride as usual. He served as the team's closer and finally received his promotion to Fresno (AAA) at the end of May. Although his PCL results weren't exactly what he was looking for, he stuck at the level for the first time in his career. The Bristol, WI, native was a free agent at the end of last year, but opted to sign with the Giants to give it another go. He has been a part of nearly every signature moment the Richmond franchise has ever produced, including finishing the first no-hitter for the club last April. However, he projects to open 2014 in the Fresno bullpen. As for most of the pitchers of his age in the system however, the pressure is on from younger hurlers in the organization. The time is now for Maday to break through at AAA to avoid being passed by them.

2013

Split season between Richmond (26 games) and Fresno (14 games) ...Continued six year streak of pitching for the Giants Double-A team ...Successfully converted a team-high 13 save opportunities ...Posted a 2.84 ERA and held opponents to a .223 average before the bump to Fresno ...Struggled in 24.1 innings pitched (5.55, .302 average against) ...Had a marginal 0.82 ERA and .171 average against in three starts (11.0 IP).

2012

Spent the entire 2012 season in Richmond ...Has been a member of all three Squirrels teams and has pitched for the Giants Double-A franchise every year since 2008 ...Pitched primarily out of the bullpen for the first time in his career ...Appeared in 43 games (three starts) and posted a 3.11 ERA ...Was 13-of-5 in save opportunities, second on team to Brett Bochy's 14 saves ...His 7.8 SO/9 ratio was his highest since the 2008 season (8.1) and SO/BB ratio a career best 4.56 ...Appeared as a special guest at the Squirrels' Hot Stove Dinner on 1/31/13.

2011

Split the season between Richmond and Triple-A Fresno ...Was the Flying Squirrels' opening day starter ...Went 4-10 with a 4.47 ERA in 25 appearances, including 19 starts, for the Flying Squirrels ...Tossed 6.2 scoreless innings vs. POR on 8/5 ...Started the first playoff game in franchise history and earned the win as the Flying Squirrels defeated Harrisburg 6-0 in ELWDCS Game 1 on 9/9 ...Went 1-1 with a 3.00 ERA in two (2) postseason starts ...Went 0-2 with a 7.07 ERA in three starts with Fresno.

2010

Started and won the inaugural game at The Diamond, twirling 5.2 shutout innings against the Reading Phillies on 4/15 ...Home opening victory was the first in a string of seven-consecutive winning decisions over his first nine (9) starts ...Allowed one (1) or fewer runs in seven (7) of his first (9) starts ...Was 8-5 with a 2.35 ERA before the All-Star break ...Named to the Eastern League's Western Division All-Star Team, but did not pitch after being promoted to Fresno ...Was named EL Pitcher of the Week 4/26-5/3 ...Promoted to Fresno on 7/3, marking his first advancement to the Triple-A level ...Struggled with the Grizzlies, posting a 1-4 record and 9.21 ERA ...Allowed 10 HR in seven (7) appearances ...Returned to Richmond on 8/4 ...Made his first appearance back with the Flying Squirrels on 8/6 @ Portland ...Made seven (7) relief appearances and two (2) starts to close the season ...Had a 1-3 record and 9.68 ERA in his final nine (9) appearances for the Squirrels.

2009

Led the Defenders with 25 starts and innings pitched (135.2) ...Made two (2) postseason starts and compiled an ERA of 6.75 ...Yielded an average against of .284 and compiled then career-highs in hits allowed (149), runs allowed (67) and earned runs allowed (64).

2008

Dominated with Augusta (A) to open the season, making 21 appearances (13 starts) and posting an ERA of 1.55 ...Sally League hitters managed just a .197 average against him ...Named a midseason SAL All-Star ...Promoted straight to Double-A where he struggled in four starts (8.35) ...Finished season with San Jose, where he had success (2.05) in four starts.

PERSONAL & MISCELLANEOUS

Originally drafted by the Milwaukee Brewers in the 43rd round of the 2003 draft, but did not sign ...Graduated from Wetsosha (WI) HS.

MADAY'S CAREER PITCHING STATISTICS

Year	Team	League	ORG	W	L	PCT	ERA	G	GS	CG	SHO	SV	SVO	IP	H	R	ER	HR	HB	BB	SO	WP	AVG
2007	Salem-Keizer	NOR	SF	5	2	.714	2.32	14	3	0	0	1	1	42.2	41	12	11	4	2	10	28	2	.258
2008	Augusta	SAL	SF	9	4	.692	1.55	21	13	0	0	0	0	104.2	74	20	18	3	3	23	92	4	.197
2008	Connecticut	EAS	SF	1	1	.500	8.35	4	3	0	0	0	0	18.1	31	17	17	2	0	8	11	1	.383
2008	San Jose	CAL	SF	3	0	1.000	2.05	4	4	0	0	0	0	22.0	20	6	5	1	3	5	27	3	.235
2009	Connecticut	EAS	SF	6	6	.500	4.25	25	25	1	0	0	0	135.2	149	67	64	10	7	44	67	9	.284
2010	Fresno	PCL	SF	1	4	.200	9.21	7	5	0	0	0	0	28.1	37	29	29	10	2	13	10	0	.314
2010	Richmond	EAS	SF	9	8	.529	3.47	25	18	0	0	1	1	114.0	121	48	44	7	4	33	74	2	.281
2011	Fresno	PCL	SF	0	2	.000	7.07	3	3	0	0	0	0	14.0	25	15	11	3	1	7	7	0	.379
2011	Richmond	EAS	SF	4	10	.286	4.47	25	19	0	0	1	1	116.2	124	61	58	14	5	39	92	12	.276
2012	Richmond	EAS	SF	3	6	.333	3.11	43	3	0	0	13	15	84.0	81	36	29	7	2	16	73	4	.253
2013	Richmond	EAS	SF	1	1	.500	2.84	26	0	0	0	13	17	25.1	21	8	8	0	2	9	20	4	.223
2013	Fresno	PCL	SF	0	1	.000	5.55	14	3	0	0	1	1	24.1	29	16	15	2	1	11	19	5	.302
Minor League Totals				42	45	.483	3.81	211	99	1	0	29	36	730.0	753	335	309	63	32	218	520	46	.269

Organization

2014 Flying Squirrels

2013: In Review

History & Records

Eastern League

SF Giants

General Info





2014 FLYING SQUIRRELS

Organization

2014 Flying Squirrels

2013: In Review

History & Records

Eastern League

SF Giants

General Info



RHP Chris Marlowe

Height/Weight: 6-1/175
 Bats/Throws: Right/Right
 Born: October 26, 1989 in Nacogdoches, TX
 Resides: Spring, TX
 Acquired: Selected by the Giants in the 5th Round
 2011 MLB June Draft



THE MARLOWE FILE

Flying Squirrels Debut: N/A

Last Team: San Jose Giants

CAREER HIGHS:

IP (S): ...6.0 (x4) ... last, 5/9/13 @ BAK
 IP (R): ...3.0 7/20/13 vs. STL
 H: 10 4/19/12 @ GVL
 BB: 8 6/28/12 vs. ASH
 SO: 6 4/12/12 vs. SAV

Marlowe, a 24-year old former Oklahoma State Cowboy, got off to a tremendous start to 2013, pitching as the least heralded of the five starters in the San Jose (A+) rotation. However, he had some injury trouble in the middle of May that seemed to derail his season. He returned to the hill after missing about a month, but did so in the short-season Northwest League with Salem-Keizer. He had no trouble there, but adjusting to a relief role upon his return to the California League proved troublesome. He was hit hard in July, carrying an 8.16 ERA for his seven appearances. His numbers were more respectable in August, but still not in line with what he had done at the beginning of the year, and with Augusta (A) in 2012. A 5th round draft pick who is advanced in age for his level, the Giants have good reason to push him to Double-A Richmond to see how he responds at the outset of 2014. Marlowe's health, and his performance in Spring Training, will dictate his placement however. There are plenty of capable arms lined up to take spots in the Flying Squirrels' bullpen, and Marlowe will need to be in top form to snag one on opening day.

2013

Split season between Salem-Keizer (short-season) (7 games) and San Jose (A+) (26 games) ...Went 3-2-0 with a 3.97 ERA in 70.1 innings with San Jose ... Pitched 8.1 innings with a 1.08 ERA for the Volcanoes before returning to finish the season at the Advanced-A level ... Made seven (7) starts and 26 appearances out of the bullpen ... Earned all wins as a starter with an ERA of 1.95, as opposed to 6.21 in relief.

2012

Spent entire season with Augusta (A) ... Started 14 games and made 16 relief appearances ... Struggled with control, walking 59 and throwing 16 wild pitches ... Finished season with a 4.20 ERA and held opponents to a .216 average against.

2011

Appeared in just three games for the AZL Giants.

PERSONAL & MISCELLANEOUS


Drafted by the Toronto Blue Jays in the 21st round of the 2010 June Draft but did not sign ... Attended Klein Collins High School ... Played two years at Navarro College (TX) ... Had a 2.84 ERA with 61 strikeouts in 32 innings ... Transferred to Oklahoma State University ... Named Big 12 Conference Newcomer of the Week from March 7-13, 2011 after striking out 10 with no runs on two hits ... Signed by Giants in the 5th round of the 2011 June Draft ... Shares name with English playwright and Denver Nuggets' play-by-play announcer.

MARLOWE'S CAREER PITCHING STATISTICS

Year	Team	League	ORG	W	L	PCT	ERA	G	GS	CG	SHO	SV	SVO	IP	H	R	ER	HR	HB	BB	SO	WP	AVG
2011	AZL Giants	AZL	SF	1	0	1.000	0.00	3	0	0	0	0	0	3.0	3	0	0	0	0	1	5	1	.231
2012	Augusta	SAL	SF	1	9	.100	4.20	30	14	0	0	2	4	83.2	66	47	39	5	5	59	86	16	.216
2013	Salem-Keizer	NOR	SF	0	0	.000	1.08	7	0	0	0	0	0	8.1	5	2	1	0	1	1	6	1	.156
2013	San Jose	CAL	SF	3	2	.600	3.97	26	7	0	0	0	2	70.1	71	34	31	4	3	35	55	4	.273
Minor League Totals				5	11	.312	3.87	66	21	0	0	2	6	165.1	145	83	71	9	9	96	152	22	.237



2014 FLYING SQUIRRELS



LHP Kelvin Marte

Height/Weight: 5-9/175
Bats/Throws: Left/Left
Born: November 24, 1987 in Santo Domingo, DR
Resides: Santo Domingo, DR
Acquired: Signed by the Giants as a NDAFA April 11th, 2007



THE MARTE FILE

Flying Squirrels Debut:
N/A

Last Team:
San Jose Giants

CAREER HIGHS:

IP (S): ... 8 5/20/11 @ MOD
IP (R): ... 4.2 7/28/07 @ DSL (TOR)
H: ... 12 6/25/11 vs. STK
BB: ... 5 9/4/10 vs. VIS
SO: ... 7 7/31/07 vs. DSL (KC)

The Giants signed Marte as a 19-year old out of his native Dominican Republic in 2007 and then watched as he made a dazzling pro debut in the Dominican Summer League. Marte showcased pure stuff, which prompted San Francisco to bring him to the States to make his domestic debut the next year (2008). Sporadic injuries plagued him during his first three seasons in the U.S., and he failed to log more than 42.1 innings in a season between 2008 and 2010. He was finally able to stay healthy in 2011, and racked up 12 wins for San Jose (A+) while finishing 5th in the California League in ERA (3.57). Due to that performance, he was expected to be a member of the 2012 Flying Squirrels' starting rotation. However, he broke the hamate bone in his left hand during spring training, missed the first three months of the season, and never made it to Richmond. He appeared primed to join the Squirrels at the outset of 2013, but was once again slowed by a freak injury in spring training. Once again he opened at San Jose (A+), and never advanced despite a solid showing. A number of arms have passed him in the system, but for the third consecutive year it would appear that Marte should hold a place on the Squirrels' staff on opening day.

2013

Spent entire season with San Jose (A+) ... Compiled 6-4-0 record over 15 starts and 10 relief appearances ... Had a 4.2:1 strikeout-to-walk ratio (80 SO, 19 BB) ... Opponents batted .258 against ... Picked up the win in game five of the California League Division Finals on 9/11 vs. Visalia (1 R, 4 H, 2 SO, 0 BB) for a spot in the Championship Series.

2012

Line drive in Spring Training broke hamate bone in left hand and missed most of the first three months ... Appeared in seven (7) games with AZL Giants starting 6/22 before heading to San Jose (A+) on 7/18 ... Made first three High-A appearances out of the bullpen before being bumped into starting rotation following trade of Seth Rosin to Philadelphia in Hunter Pence deal ... In seven (7) starts at the end of the season Marte flashed his All-Star past with a span of 16 consecutive scoreless innings ... Started game two for San Jose in California League playoffs (3IP, 7H, 5R).

2011

Spent the entire season with Advanced-A San Jose ... Compiled a 12-6 mark with a 3.47 ERA in 25 starts with San Jose ... Finished t-2nd in the California League in wins (12) and ranked fifth in ERA (3.47) ... Named Cal League Pitcher-of-the-Week for the week of June 6-13 ... Was selected to Cal League's Mid-Season All-Star team ... Went 0-1 with a 9.00 ERA in one postseason start.

2010

Pitched for three Giants farm clubs, AZL Giants (R), Low-A Augusta and Advanced-A San Jose ... Went 0-0 with a 3.52 ERA in six appearances with AZL Giants ... Posted a 1-0 mark with a 2.73 ERA in seven appearances, including four starts with Augusta ... Made one start with San Jose at the end of the season and allowed six earned runs in 3.2 IP.

2009

Went 1-1 with a 3.00 ERA in five starts with Low-A Augusta ... Tossed four scoreless innings vs. Bowling Green on 5/6 before landing on the DL for the remainder of the season.

PERSONAL & MISCELLANEOUS

Signed by the Giants as a non-drafted free agent on April 11th, 2007 ... Spent one year in the Dominican Summer League before making his domestic debut in 2008 with Salem-Keizer ... Dominated the DSL striking out 91 batters in 61 innings in 2007 ... Began his career as a reliever, but was converted to a starting role in 2008 ... For the first year or so of his career most publications and reference sites thought he was a right-handed pitcher, but he does indeed pitch left-handed.

MARTE'S CAREER PITCHING STATISTICS

Year	Team	League	ORG	W	L	PCT	ERA	G	GS	CG	SHO	SV	SVO	IP	H	R	ER	HR	HB	BB	SO	WP	AVG
2007	DSL Giants	DSL	SF	5	1	.833	1.62	28	0	0	0	3	5	61.0	36	12	11	3	0	14	91	7	.167
2008	Salem-Keizer	NOR	SF	0	0	.000	6.14	8	0	0	0	0	0	7.1	8	5	5	0	1	4	10	1	.308
2008	AZL Giants	AZL	SF	2	1	.667	1.78	8	7	0	0	0	0	35.1	26	12	7	0	1	10	31	2	.211
2009	Augusta	SAL	SF	1	1	.500	3.00	5	5	0	0	0	0	21.0	24	10	7	0	0	8	11	1	.279
2010	AZL Giants	AZL	SF	0	0	.000	3.52	6	0	0	0	0	0	7.2	10	5	3	0	0	2	9	0	.333
2010	Augusta	SAL	SF	1	0	1.000	2.73	7	4	0	0	0	0	26.1	24	8	8	1	0	7	16	3	.258
2010	San Jose	CAL	SF	0	0	.000	14.73	1	1	0	0	0	0	3.2	6	6	6	0	1	5	3	1	.462
2011	San Jose	CAL	SF	12	6	.667	3.47	25	25	0	0	0	0	147.2	158	67	57	11	6	47	84	8	.280
2012	AZL Giants	AZL	SF	0	2	.000	7.50	7	3	0	0	0	0	12.0	21	17	10	1	1	3	10	2	.389
2012	San Jose	CAL	SF	2	1	.667	3.47	10	7	0	0	0	0	36.1	36	15	14	2	3	8	27	0	.259
2013	San Jose	CAL	SF	6	4	.600	3.67	25	15	0	0	0	0	105.1	102	46	43	14	4	19	80	2	.258
Minor League Totals				29	16	.644	3.32	130	67	0	0	3	6	463.2	451	203	171	32	17	127	372	27	.259



2014 FLYING SQUIRRELS

Organization

2014 Flying Squirrels

2013: In Review

History & Records

Eastern League

SF Giants

General Info



LHP Phil McCormick

Height/Weight: 6-1/185
 Bats/Throws: Left/Left
 Born: September 7, 1988 in Wildwood, MD
 Resides: Wildwood, MD
 Acquired: Selected by the Giants in the 31st Round
 2011 MLB June Draft



THE MCCORMICK FILE

Flying Squirrels Debut:
4/7/13 vs. NBR

Last Team:
Richmond Flying Squirrels

CAREER HIGHS:

IP (S): Has Never Started
 IP (R): 3 (x2)last, 7/8/11 vs. TC
 H: 55/22/12 @ STK
 BB: 3 (x2)last, 8/14/13 vs. AKR
 SO: 4 (x2)last, 4/7/13 vs. NBR

A 31st-round draft selection of the Giants in 2011, McCormick got off to a phenomenal start to his professional career. At his first post - Salem-Keizer (A-) - the lefty made 23 appearances and posted a razor-thin ERA of 1.19. The Giants were impressed enough that they jumped the 26-year old a level and stationed him in San Jose (A+) to open the 2012 season. He responded by turning in a league-high 61 appearances out of Andy Skeels' bullpen. He held left-handed batters to an average of .177 and appeared for less than an inning in more than half of his outings. It was a typical resume for a left-handed specialist, and it would appear that he replicated that usage when he placed second in the Eastern League with 58 appearances in 2013. However, that wasn't necessarily the case. Due to a shortage of options in the Richmond bullpen, McCormick and fellow side-arms Edwin Quirarte were used outside of the specialist role for which they were intended. Although each were named as Eastern League All-Stars, fatigue clearly played a role as McCormick faded down the stretch. McCormick should advance to Fresno (AAA) and return to his specialist duties to open 2014, but repeating the Eastern League is also not out of the question.

2013

Spent entire season with Richmond (AA) ... Led team and was second in the Eastern League with 58 games ... Was fifth in the league in SO/9 IP ratio (9.05) ... Did not allow an earned run in 42 of 58 games ... Stranded 38 of 52 inherited runners ... Was a mid-season Eastern League All-Star ... Finished season with a 3.97 ERA and 4-5-3 record ... Went 1-for-1 at the plate on 8/22 vs. Altoona.

2012

Spent entire season in San Jose (A+) and appeared in a California League-leading 61 games ... Held lefties to a .177 average (14H/79AB, HR) compared to .288 for righties (32H/111AB, 0HR) ... Pitched less than one full inning in 32 of 61 outings ... Made two post-season appearances ... Was losing pitcher in game two vs. Modesto (OIP, BB, R) ... Pitched 1.1 scoreless innings in game three.

2011

Sent to Salem-Keizer (A-) and made professional debut On 6/19 ... Made 23 appearances, all out of the bullpen ... Saved six (6) games in nine (9) opportunities ... Ranked 4th among relievers in the league, holding batters to a .178 average ... Did not allow a run in nine July outings (11.2 IP) ... Left-handed batters had slightly more success with a collective .189 average (7H/37AB, 1HR) versus .171 (12H/70AB, 0HR) for righties ... Was scoreless in 20 of 23 appearances.

PERSONAL & MISCELLANEOUS

Selected by the Giants in the 31st round of 2011 draft from University of Missouri ... Son of David and Ellen McCormick ... Was a member of the National Honor Society and is a Bright Flight Student ... 2009 & 2010 Academic All-Big 12 Conference ... Graduated Lafayette High School (MO) in 2006.

MCCORMICK'S CAREER PITCHING STATISTICS

Year	Team	League	ORG	W	L	PCT	ERA	G	GS	CG	SHO	SV	SVO	IP	H	R	ER	HR	HB	BB	SO	WP	AVG
2011	Salem-Keizer	NOR	SF	1	1	.500	1.19	23	0	0	0	6	9	30.1	19	5	4	1	2	11	29	5	.178
2012	San Jose	CAL	SF	3	1	.750	3.48	61	0	0	0	1	3	51.2	46	21	20	1	1	20	54	7	.242
2013	Richmond	EAS	SF	4	5	.444	3.97	58	0	0	0	3	6	56.2	49	32	25	3	5	34	57	6	.234
Minor League Totals				8	7	.533	3.18	142	0	0	0	10	18	138.2	114	58	49	5	8	65	140	18	.225



2014 FLYING SQUIRRELS



LHP Adalberto Mejia

Height/Weight: 6-3/195
Bats/Throws: Left/Left
Born: June 20, 1993 in Bonao, DR
Resides: Bonao, DR
Acquired: Signed by the Giants as a N DFA February 1st, 2011



THE MEJIA FILE

Flying Squirrels Debut:
N/A

Last Team:
San Jose Giants

CAREER HIGHS:

IP (S): .8.0 (x2)...last, 8/10/12 @ DEL
IP (R): ...4.0.....6/8/12 @ ROM
H:117/28/12 vs. HIC
BB:44/13/12 vs. SAV
SO:9 (x5).....last, 9/11/13 vs. IE

A Dominican-native, signed for \$350,000 by the Giants, Mejia has soared through the minor leagues. Meanwhile, his stock has soared in equal measure. In 2013, he tackled the California League and was the circuit's youngest starting pitcher at the age of 19. He more than admirably handled himself, posting a 3.31 ERA and striking out 89 batters in 87 innings. Reports from San Francisco indicated that he had added 2-3 mph to his fastball as his body continued to mature. His body was also the only thing that limited him during the season, as he was only able to make 17 total starts due to a lat strain. However, he shows an advanced feel for pitching and is most certainly on the fast-track towards the Major Leagues. He checks in at #4 on *Baseball America's* list of Giants' top prospects. He is listed behind Kyle Crick, Edwin Escobar and Chris Stratton, and the possibility exists that all four could be members of the Flying Squirrels' rotation on opening day 2014. Some might see a promotion to the Eastern League at 20-years old as an aggressive one, but internally the Giants think the lefty is ready. Potentially add Ty Blach (#8) to the mix and Richmond could have the most star-studded rotation in minor league baseball to open the year.

2013

Played most of the season with San Jose (A+), making one appearance with Triple-A Fresno ... Struck out 89 batters in 87.0 innings pitched in the California League ... Held lefties to a .191 average against, compared to .242 for right-handed batters ... Picked up win in game three of the CAL Division Finals @ Visalia (6.0 IP, 2 ER, 9 H, 5 SO) ... Took the loss in game three of the Championship Series vs. Inland Empire, allowing two (2) earned runs on six (6) hits over 6.1 innings pitched, striking out five (5).

2012

Spent entire season with Augusta (A) ... Pitched complete game on 8/3 vs. Charleston ... Named South Atlantic League Pitcher of the Week after six scoreless no-hit innings @ Savannah on 6/24 ... Received same honor for week ending 8/12 after an eight inning victory with no runs on five (5) hits, striking out six (6).

2011

Started 13 games for the DSL Giants ... Compiled 5-2-0 record with 1.42 ERA over 76.0 innings pitched ... Struck out 71 batters while only walking eight (8).

PERSONAL & MISCELLANEOUS

Signed by Giants as a non-drafted free agent on February 1st, 2011 ... Native of Bonao, Dominican Republic.

MEJIA'S CAREER PITCHING STATISTICS

Year	Team	League	ORG	W	L	PCT	ERA	G	GS	CG	SHO	SV	SVO	IP	H	R	ER	HR	HB	BB	SO	WP	AVG
2011	DSL Giants	DSL	SF	5	2	.714	1.42	13	13	0	0	0	0	76.0	58	18	12	0	6	8	71	2	.209
2012	Augusta	SAL	SF	10	7	.588	3.97	30	14	1	0	0	1	106.2	122	57	47	4	4	21	79	6	.284
2013	Fresno	PCL	SF	0	0	.000	3.60	1	1	0	0	0	0	5.0	5	2	2	2	0	2	2	0	.250
2013	San Jose	CAL	SF	7	4	.636	3.31	16	16	0	0	0	0	87.0	75	34	32	11	1	23	89	5	.228
Minor League Totals				22	13	.629	3.05	60	44	1	0	0	1	274.2	260	111	93	17	11	54	241	13	.246





2014 FLYING SQUIRRELS

Organization

2014 Flying Squirrels

2013: In Review

History & Records

Eastern League

SF Giants

General Info



INF Mark Minicozzi

Height/Weight: 6-1/210
 Bats/Throws: Right/Right
 Born: February 11, 1983 in Norristown, PA
 Resides: Wayne, PA
 Acquired: Signed by the Giants as a MLFA
 May 15th, 2012



THE MINICOZZI FILE

Flying Squirrels Debut:
6/1/12 vs. Erie

Last Team:
Richmond Flying Squirrels

CAREER HIGHS:

Runs:.....3.....Many
 Hits:....4 (x6).....last, 8/11/13 vs. POR
 HR:.....1.....Many
 RBI:.....5.....6/10/06 vs. RCQ
 SB:.....1.....Many

Minicozzi was originally a member of the Giants' organization in 2005 and showed promise in the early days of his career. But myriad injuries derailed his career, including missing the entire 2008 season due to Tommy John surgery. The Giants cut ties with him due to the injury, and Minicozzi went on to travel a long road back to affiliated baseball. He played for four separate independent teams in four seasons away from the Giants until a fortunate connection with Squirrels' manager Dave Machemer landed him a tryout in Reading, PA. Machemer and Hitting Coach Ken Joyce liked what they saw in the batting cage at FirstEnergy Stadium and suggested that the Giants sign the 29-year old. The Giants listened, and after a brief stint with Augusta (A), Minicozzi joined Richmond for the second half of the season. He became a valuable piece in the middle of the batting order while also seeing time at numerous positions. With full health, the ECU-product put together a sensational season with Richmond in 2013, winning the Eastern League batting title (.309). He'll be 31 in 2014, and remains a long-shot, but the Giants have given him an opportunity to compete in big league spring training. He will more than likely also get a shot at Triple-A Fresno to open 2014, and appears here out of wishful thinking more than anything.

2013

Spent the entire season in Richmond, batting .309 (137-443) ... Established a new franchise record for batting average (.309) ... Claimed the Eastern League batting title, narrowly edging Josmil Pinto (.308 - New Britain) ... Finished 4th in the league in on-base percentage (.400) ... Named to the Eastern League Mid-season and Postseason All-Star Teams ... Postseason selection was as 3B ... Made 45 appearances as 3B, but also appeared at 1B (30 G), 2B (10 G) and in the OF (13 G) ... Named the Eastern League Player of the Week (5/20-5/27) ... Named the Eastern League Player of the Month for May, batting .427 (44-103) in the month with 25 RBIs ... His .427 mark in May established a franchise record for any month of any season ... Hit safely in 26-of-27 games spanning from 4/30-5/30 ... Recorded a 15-game hit-streak from 5/15-5/30 on the heels of an 11-game hit-streak (4/30-5/13) ... 15-game hit-streak was the team-high streak for the season ... Never hit lower than 6th in the batting order, appearing as the cleanup hitter (4) 80 times ... Was equally prolific vs. RHP (.308 - 101-328) and LHP (.313 - 36-115).

2012

Re-signed by the Giants in May, sent to Augusta on 5/17 ... Appeared in 15 games with Augusta, batted .250 (13-52) with two (2) home runs and 10 RBIs ... Promoted to Richmond on 6/1 ... Hit walk-off solo-home run in 4-3 win vs. Akron on 7/22 ... While with Richmond spent time at 1B (43 games), DH (14) 2B (12), LF (12), RF (7) and 3B (4) ... Hit .308 (60-195) vs. RHP and .230 (20-87) against LHP.

2011

Had back surgery before the season ... Spent entire year with Worcester and hit .328 in 86 games with 15 homeruns and 77 RBIs.

2010

Began season with Camden Riversharks of the Atlantic League and appeared in four games ... Traded to Worcester Tornadoes of the Can-Am league ... Appeared in 86 games with Worcester and hit .317 (103-325) with 12 homeruns.

2009

Signed with independent Kansas City T-Bones of the Northern League ... Hit .252 (57-211) with nine (9) home runs with KC ... Traded to the Winnipeg Golden eyes of Northern League on 8/18...

2008

Was released by Giants in Spring Training following an injury that led to Tommy John surgery ... Did not play entire year.

2007

Limited to 16 games with San Jose due to wrist injury.

PERSONAL & MISCELLANEOUS

Selected by the giants in the 17th round of 2005 from East Carolina University ... Played three seasons at ECU (2003-2005) ... Released by Giants in Spring Training ... Spent three seasons in independent baseball ... 2009 split between Winnipeg and Kansas City (Northern League) ... 2010 played with both Camden (Atlantic League) and Worcester (Can-Am League) ... 2011 entirely with Worcester (Can-Am League) ... Has missed significant time in career due to injury, with surgeries on elbow, back and wrist.

MINICOZZI'S CAREER BATTING STATISTICS

Year	Team	League	ORG	AVG	G	AB	R	H	2B	3B	HR	RBI	BB	IBB	SO	SB	CS	OBP	SLG	OPS
2005	Salem-Keizer	NOR	SF	.321	70	243	42	78	14	3	2	36	35	0	41	4	7	.411	.428	.839
2006	San Jose	CAL	SF	.282	128	497	70	140	23	2	4	77	44	1	87	2	4	.345	.360	.705
2007	Connecticut	EAS	SF	.218	80	275	30	60	12	2	1	17	19	2	46	3	1	.278	.287	.565
2007	San Jose	CAL	SF	.328	16	58	8	19	4	2	2	19	7	0	12	0	0	.403	.569	.972
2008	Injured - Did Not Play																			
2012	Augusta	SAL	SF	.250	15	52	4	13	4	0	2	10	6	0	15	0	0	.317	.442	.759
2012	Richmond	EAS	SF	.284	81	282	35	80	19	0	8	45	32	0	64	1	2	.356	.436	.792
2013	Richmond	EAS	SF	.309	128	443	74	137	30	0	10	66	62	2	123	3	1	.400	.445	.845
	Minor League Totals			.279	589	2105	294	587	121	9	38	314	220	5	431	14	15	.351	.399	.750



2014 FLYING SQUIRRELS



RHP Tyler Mizenko

Height/Weight: 6-1/200
Bats/Throws: Right/Right
Born: April 9, 1990 in Wallingford, CT
Resides: Wallingford, CT
Acquired: Selected by the Giants in the 28th Round 2011 MLB June Draft



THE MIZENKO FILE

Flying Squirrels Debut:
N/A

Last Team:
Augusta GreenJackets

CAREER HIGHS:

IP (S): Has Never Started
IP (R): ...3.0 (x2)last, 9/1/12 vs. TC
H: 57/19/13 vs. LWD
BB: 2 (x6)last, 8/30/13 @ ASH
SO: 3 (x6)last, 7/22/13 vs. ASH

Mizenko was drafted in the 28th round of the 2011 draft by the Giants and has been exceeding expectations ever since. In his professional debut with Salem-Keizer in 2012, he notched 13 saves in just 24 appearances. He also had the lowest BB:9 IP ratio in the circuit (1.14). He bettered that showing during his first full professional season in 2013. He spent that season with Augusta (A) and was the anchor at the back-end of the bullpen for the GreenJackets. He notched 25 saves and finished 44 games in just 48 outings. He was selected to the South Atlantic League Mid-Season All-Star team, and held opponents to a .227 average. The former Winthrop Eagle is a prototype San Francisco system pitcher, relying on a sinkerball to rack up ground balls and outs. However, he isn't a prototypical prospect, and doesn't have the big arm that gets you listed by *Baseball America*. In no way does that mean his future in the organization isn't bright. He'll most likely open the season in San Jose (A+), but he turns 24 during the first week of the season, giving the Giants every reason to push him along with continued success. He could be in Richmond sooner rather than later.

2013

Spent first full professional season with Augusta (A) ... Led South Atlantic League with 25 saves and 44 games finished ... Involved in three combination shutouts (4/5 vs. Lexington; 4/11 @ Charleston; 4/21 vs. Kannapolis) ... Appeared in a staff-second 48 games, posting a 2.75 ERA ... Opponents batted .227 against ... Was a SAL Mid-Season All-Star.

2012

Appeared in 24 games with short-season Salem-Keizer ... Had the lowest BB/9 IP ratio (1.14) in the Northwest League ... Collected the most saves (13) and games finished (20) among Volcanoes staff ... Posted a 3-0-13 record with a 1.99 ERA ... Did not allow an earned run in 19.0 innings in June and August ... Struck out 29 batters, only walking five (5) ... Did not allow a home run ... Would have had 0.90 ERA if not for two worst outings on 7/5 and 7/17 (4 ER, 1.2 IP).

PERSONAL & MISCELLANEOUS

Selected by Giants in the 28th round of the 2011 June Draft ... Graduated from Hamden Hall Country Day School ... Named All-Fairchester League MVP in 2008 ... Attended Winthrop University ... Set school record for saves in a season with 14 ... Entered 2010 season as a second-team preseason All-American by the National Collegiate Baseball Writers Association ... Led team with 3.86 ERA as a sophomore.

MIZENKO'S CAREER PITCHING STATISTICS

Year	Team	League	ORG	W	L	PCT	ERA	G	GS	CG	SHO	SV	SVO	IP	H	R	ER	HR	HB	BB	SO	WP	AVG
2012	Salem-Keizer	NOR	SF	3	0	1.000	1.99	24	0	0	0	13	16	31.2	27	9	7	0	0	5	29	6	.229
2013	Augusta	SAL	SF	1	4	.200	2.75	48	0	0	0	25	29	52.1	45	19	16	3	1	24	50	2	.227
Minor League Totals				4	4	.500	2.46	72	0	0	0	38	45	84.0	72	28	23	3	1	29	79	8	.228

Organization

2014 Flying Squirrels

2013: In Review

History & Records

Eastern League

SF Giants

General Info



2014 FLYING SQUIRRELS

Organization

2014 Flying Squirrels

2013: In Review

History & Records

Eastern League

SF Giants

General Info



c Jesus Navarro

Height/Weight: 6-0/180
 Bats/Throws: Right/Right
 Born: January 3, 1988 in Sinaloa, MX
 Resides: Sinaloa, MX
 Acquired: Signed by the Giants as a NDF
 May 30th, 2007



THE NAVARRO FILE

Flying Squirrels Debut:
4/23/13 vs. ALT

Last Team:
Richmond Flying Squirrels

CAREER HIGHS:

Runs: ... 2 (x5)last, 6/29/09 @ BRE
 Hits: ... 3 (x4)last, 8/4/08 vs. ANG
 HR: ... 1 (x2)last, 7/28/12 vs. CDC
 RBI: ... 3 (x4)last, 6/25/08 vs. ANG
 SB: ... 1 (x2)last, 8/22/08 @ CUB

Navarro is a valuable addition to any club that he is on, as the Squirrels have witnessed over the last two seasons. He has primarily been the third (bullpen) catcher for the Squirrels, seeing only spot-duty in his two seasons in the River City. However, it takes a special player with a realistic view of his abilities to fill that role, and the 26-year old does it extremely well. He is a favorite of pitchers due to his upbeat personality and work-ethic. He will never be heard complaining about catching a seemingly endless string of bullpen and side-sessions throughout the course of the season. He is also a valuable bridge between pitching coach Ross Grimsley and the Latin American pitchers on the staff. His history would appear injury-filled, but in actuality that hasn't really been the case. Navarro has also shown the ability to come through when called upon, as evidenced by a two-game stretch during the 2013 season where he carried the Squirrels to wins offensively. His future is ultimately as an instructor, but for now he is content to continue in his role as the third catcher. He could very well serve his third consecutive year in the River City, and the Squirrels' star-studded pitching staff would certainly be appreciative of that.

2013

Was limited to 17 games with Richmond (AA) due to various injuries ...Went 2-for-3 with a double, one run scored and two (2) RBI on 8/15 vs. Akron.

2012

Played in 16 games with Campeche of the Mexican League (AAA) ...Batted .281 with four (4) runs scored and a home run.

2011

Split season between San Jose (A+) and Augusta (A) ...Played in only seven total games due to time in extended spring training.

2010

Saw just one game with the AZL Giants.

2009

Caught 18 games for the AZL Giants ...Went 9-for-47 (.191) with a double, a triple and nine (9) runs batted in.

2008

Appeared in 27 games with the AZL Giants ...Batted .412 against lefties and .271 against right handed pitchers for an overall average of .303.

2007

Played in 60 games for the DSL Giants ...Batted .179 with 7 extra-base hits and 20 RBI.

PERSONAL & MISCELLANEOUS

Native of Sinaloa, Mexico ...Signed by Giants as a non-drafted free agent on May 30th, 2007.

NAVARRO'S CAREER BATTING STATISTICS

Year	Team	League	ORG	AVG	G	AB	R	H	2B	3B	HR	RBI	BB	IBB	SO	SB	CS	OBP	SLG	OPS
2007	DSL Giants	DSL	SF	.179	60	145	20	26	2	2	3	20	24	0	29	1	0	.302	.283	.585
2008	AZL Giants	AZL	SF	.303	27	76	9	23	4	0	0	11	6	0	23	1	1	.357	.355	.712
2009	AZL Giants	AZL	SF	.191	18	47	5	9	1	1	0	9	4	0	20	0	0	.291	.255	.546
2010	AZL Giants	AZL	SF	.000	1	0	0	0	0	0	0	0	0	0	0	0	0	.000	.000	.000
2011	Augusta	SAL	SF	.083	4	12	1	1	1	0	0	1	2	0	4	0	0	.214	.167	.381
2011	San Jose	CAL	SF	.000	3	6	0	0	0	0	0	0	0	0	4	0	0	.000	.000	.000
2012	Piratas de Campeche	MEX	OOC	.281	16	32	4	9	0	0	1	5	4	0	10	0	0	.368	.375	.743
2013	Richmond	EAS	SF	.200	17	35	3	7	4	0	0	6	3	0	16	0	0	.282	.314	.596
	Mexican League Totals			.281	16	32	4	9	0	0	1	5	4	0	10	0	0	.368	.375	.743
	Minor League Totals			.206	130	321	38	66	12	3	3	47	39	0	96	2	1	.303	.290	.592

2014 FLYING SQUIRRELS



LHP Steven Okert

Height/Weight: 6-3/210
Bats/Throws: Left/Left
Born: July 9, 1991 in Riverside, CA
Resides: Rowlett, TX
Acquired: Selected by the Giants in the 4th Round 2012 MLB June Draft



THE OKERT FILE

Flying Squirrels Debut:
N/A

Last Team:
Augusta Greenjackets

CAREER HIGHS:

IP (S): Has Never Started
IP (R):3.26/27/13 @ ASH
H: 54/10/13 @ SAV
BB: 3 (x2)last, 5/11/13 @ GVL
SO:55/27/13 vs. HIC

The Giants selected the 22-year old Okert out of the University of Oklahoma in 2012. Okert had previously spurned the Brewers twice, after they had selected him in each of the two prior drafts. What both organizations had seen in Okert was an impressive fastball from the left side, which is the most coveted asset in any organization. He was limited to just 26.2 innings due to his collegiate workload in 2012, but pitched well in limited action. San Francisco was thinking about the possibility of pushing Okert to San Jose (A+) in 2013, but the life on his fastball seemed lacking in the spring and he settled into a middle-relief role with Augusta (A). He was solid if not spectacular for the Greenjackets, but seemed to strengthen as the season wore on, also proving that he could handle multiple-inning outings. His fastball was actually livelier in the second half of the season than it was in the first, prompting the Giants to ask the Sooner to improve his overall conditioning. If he does that and has a fantastic showing during the spring this year there is an outside chance he is a Squirrel early in the year. However, he will more than likely he try to work to Richmond through the San Jose (A+) bullpen.

2013

Spent first full professional season with Augusta (A) ...Appeared in 44 games out of the bullpen ... Did not allow an earned run in 31 games ... Had a .189 average against lefties, compared to right-handed batters hitting .272 ... Collected 59 strikeouts on the season, walking 24.

2012

Pitched 2.0 innings with the AZL Giants before being sent to Salem-Keizer (short-season) ... Compiled 2-0-0 record with a 2.36 ERA over 26.2 innings ... Struck out twice as many as were walked (22/11).

PERSONAL & MISCELLANEOUS

Drafted by the Milwaukee Brewers in the 43rd round of the 2010 June Draft and the 33rd round of the 2011 June Draft, but did not sign ... Graduated from Rowlett High School (TX) ... Two-year letterwinner ... Received honorable mention All-America, All-Region and All-Conference at Grayson County College ... Transferred to University of Oklahoma ... Made the 2012 Big 12 All-Tournament team ... Named Big 12 Newcomer of the Week after three innings in both games of a doubleheader to pick up a win and a save ... Signed by the Giants in the 4th round of the 2012 June Draft.

OKERT'S CAREER PITCHING STATISTICS

Year	Team	League	ORG	W	L	PCT	ERA	G	GS	CG	SHO	SV	SVO	IP	H	R	ER	HR	HB	BB	SO	WP	AVG
2012	AZL Giants	AZL	SF	0	0	.000	0.00	2	0	0	0	0	0	2.0	2	0	0	0	0	1	6	1	.250
2012	Salem-Keizer	NOR	SF	2	0	1.000	2.36	15	0	0	0	0	0	26.2	26	9	7	0	4	11	22	0	.255
2013	Augusta	SAL	SF	2	2	.500	2.97	44	0	0	0	2	3	60.2	55	27	20	3	1	24	59	2	.244
Minor League Totals				4	2	.667	2.72	61	0	0	0	2	3	89.1	83	36	27	3	5	36	87	3	.248

Organization

2014 Flying Squirrels

2013: In Review

History & Records

Eastern League

SF Giants

General Info





2014 FLYING SQUIRRELS

Organization

2014 Flying Squirrels

2013: In Review

History & Records

Eastern League

SF Giants

General Info



1B Ricky Oropesa

Height/Weight: 6-3/225
 Bats/Throws: Left/Right
 Born: December 15, 1989 in Rancho Cucamonga, CA
 Resides: Rancho Cucamonga, CA
 Acquired: Selected by the Giants in the 3rd Round
 2011 MLB June Draft



THE OROPESA FILE

Flying Squirrels Debut:
4/4/13 vs. NBR

Last Team:
San Jose Giants

CAREER HIGHS:

Runs:.....3.....6/6/12 @ LAN
 Hits:....4 (x4).....last, 9/2/12 vs. MOD
 HR:.....2.....6/6/12 @ LAN
 RBI:.....5.....6/6/12 @ LAN
 SB:.....1.....8/24/12 @ RC

A product of the University of Southern California, Oropesa was challenged by the Giants after they drafted him in the 3rd round of the 2011 draft. He spent his first professional season at San Jose (A+), bypassing the lower levels of the minor leagues. It was a similar approach to the one employed by the Giants with Roger Kieschnick in 2010. The 24-year old didn't disappoint from a power or production standpoint, belting 16 home runs and driving in 98 runs. There was some concern over his 150 strikeouts however. San Francisco continued to aggressively challenge the Trojan in 2013, opening him in Richmond at the beginning of the year. He never seemed to acclimate to the Eastern League, batting .207 in 66 games. As former top-prospect Angel Villalona rounded into form at the same position in San Jose (A+), the Giants made the decision to swap the two and sent Oropesa back to the California League. As he did in 2012, Oropesa enjoyed success in the hitter-friendly circuit, batting .295 the rest of the way. Mental frustration seemed to plague Oropesa during his time with the Squirrels, but he reportedly was in a much better frame of mind entering the spring of 2014. He should return to the EL for another crack at AA pitching.

2013

Split the season between Richmond (AA) and San Jose (A+) ... Batted .207 with Richmond prior to the All-Star Break and led the team in innings played at first base with 490.2 ... Hit .295 (65-220) after being sent down to San Jose ... Went 3-4 with a double and a home run, collecting three (3) RBI on 8/02/13 vs. BAK ... Batted .259 at 1B and .250 as DH on the season ... Hit four (4) home runs and collected eight (8) RBI for San Jose in eight (8) post-season games

2012

Spent entire year with San Jose (A+) ... Was rated the #17 prospect in the San Francisco organization entering the season ... First career multi-home run game on 6/6 at Lancaster ... Hit .312 (53-170) with runners in scoring position ... Played in 15 games with Scottsdale in the Arizona Fall League following the year ... In AFL hit .234 (11-47) with two (2) home runs and six (6) RBIs ... Hit .281 (103-366) with 12 homeruns vs. RHP and .217 (33-152) with four (4) home runs vs. LHP.

PERSONAL & MISCELLANEOUS

Selected by the Giants in the 3rd round (116 overall) of the 2011 draft out of University of Southern California ... Played three seasons at USC (2009-2011) ... Finished USC career ranked tied for fifth in school history in home runs (40) and fifth in RBIs (159) ... Led the Cape Cod league in home runs (7) in 2010 with the Chatham Anglers ... Was drafted out of Etiwanda High School (CA) in the 24th round of 2008 by Boston, did not sign ... Parents are Alfred and Ruthie ... Has one brother, Christopher, and two sisters, Julianna and Olivia ... Was a Second Team All-American as a sophomore in 2009 after batting .353 with 20 homers and 67 RBI's in 60 games ... Father's cousin, Eddie Oropesa defected from Cuba and played four seasons in the major leagues as a left-handed pitcher (Phillies, Padres and Diamondbacks).

OROPESA'S CAREER BATTING STATISTICS

Year	Team	League	ORG	AVG	G	AB	R	H	2B	3B	HR	RBI	BB	IBB	SO	SB	CS	OBP	SLG	OPS	
2012	San Jose	CAL	SF	.263	134	518	70	136	30	3	16	98	59	2	150	1	1	.338	.425	.763	
2013	Richmond	EAS	SF	.207	66	241	19	50	6	0	6	23	15	1	74	0	0	.255	.307	.562	
2013	San Jose	CAL	SF	.295	57	220	30	65	16	0	8	38	24	2	55	0	0	.368	.477	.845	
Minor League Totals					.256	257	979	119	251	52	3	30	159	98	5	279	1	1	.325	.408	.733



2014 FLYING SQUIRRELS



LHP Josh Osich

Height/Weight: 6-2/230
Bats/Throws: Left/Left
Born: September 3, 1988 in Boise, ID
Resides: Boise, ID
Acquired: Selected by the Giants in the 6th Round
 2011 MLB June Draft



THE OSICH FILE

Flying Squirrels Debut:
 7/2/13 @ REA

Last Team:
 Richmond Flying Squirrels

CAREER HIGHS:

IP (S): Has Never Started
IP (R): ... 2.2 8/10/13 @ NHM
H: 6 6/30/12 vs. LE
BB: 3 6/25/13 vs. MOD
SO: 4 4/23/13 vs. MOD

Osich slipped to the 6th round of the 2011 draft after having Tommy John surgery during his Junior year at Oregon State. San Francisco saw early-round potential in the left-hander however, and spent \$450,000 on him to make sure he was a Giant. He didn't get on the mound in his first season after signing, and was treated delicately in his first professional season in 2012. He never pitched on back-to-back days, and logged just 32.1 innings for the season. His season was also shortened due to a pair of bouts of soreness in his arm. In 2013, the Beaver maintained his health throughout the year, and got off to a nice start to the season in San Jose (A+). The Giants saw enough to advance him to Richmond, where he had mixed success, but was also exposed for relying too heavily on his fastball. The ceiling is high for the power-armed lefty, but a steep learning curve will exist to solidify his secondary stuff and command. That curve is steeper because of missed time due to injury and an overall lack of innings. He should get more in Richmond to open 2014, working on smoothing out the wrinkles with lefty specialist Ross Grimsley.

2013

Opened the season with San Jose (A+), making 34 appearances for the Giants ... Posted a 3-1 record with 2.45 ERA, converting 12-of-14 save chances ... Did not allow an earned run in 13 consecutive outings (4/26-5/25), spanning 14 innings ... Struck out 48 in 40.1 IP with San Jose ... Was named to the California League Mid-season All-Star Team and participated in the Carolina/California League All-Star Game ... Promoted from San Jose to Richmond (AA) on July 2nd ... Made Double-A debut on July 2nd at Reading throwing a perfect inning ... Made 22 total appearances with Richmond, compiling a 4.85 ERA in 29.2 IP.

2012

Spent first full season in San Jose (A+) bullpen ... Made professional debut with scoreless inning of relief on 4/6 at Modesto ... Allowed just one (1) home run in 32.1 innings pitched ... Struck out the side twice 4/29 & 8/31 ... had two stints on the disabled list: April 30-June 1 (elbow) and July 26-August 17 (shoulder) ... Made two scoreless appearances in postseason. (2IP,2H, 3K) ... Rated #20 prospect following the year

2011

Did not pitch professionally after signing ... Rated #23 prospect following the season...

PERSONAL & MISCELLANEOUS

Drafted and signed by the Giants in the 6th round of 2011 out of Oregon State University ... Was originally selected in the 7th round of 2010 by the Los Angeles Angels but did not sign ... Graduated 2007 from Bishop Kelly High School (ID) ... Missed entire 2010 season (Junior year) recovering from Tommy John Surgery ... Threw a no-hitter with 13 strikeouts against Trevor Bauer and UCLA on 4/30/11.

OSICH'S CAREER PITCHING STATISTICS

Year	Team	League	ORG	W	L	PCT	ERA	G	GS	CG	SHO	SV	SVO	IP	H	R	ER	HR	HB	BB	SO	WP	AVG
2012	San Jose	CAL	SF	0	2	.000	3.62	27	2	0	0	1	2	32.1	34	14	13	1	0	11	34	3	.272
2013	San Jose	CAL	SF	3	1	.750	2.45	34	0	0	0	12	14	40.1	32	13	11	1	0	10	48	4	.213
2013	Richmond	EAS	SF	2	3	.400	4.85	22	0	0	0	3	4	29.2	26	16	16	2	0	12	28	4	.241
Minor League Totals				5	6	.435	3.52	83	2	0	0	16	20	102.1	92	43	40	4	0	33	110	11	.240



2014 FLYING SQUIRRELS

Organization

2014 Flying Squirrels

2013: In Review

History & Records

Eastern League

SF Giants

General Info



of Jarrett Parker

Height/Weight: 6-3/190
 Bats/Throws: Left/Left
 Born: January 1, 1989 in Fort Belvoir, VA
 Resides: Stafford, VA
 Acquired: Selected by the Giants in the 2nd Round
 2010 MLB June Draft



THE PARKER FILE

Flying Squirrels Debut:
4/4/13 vs. NBR

Last Team:
Richmond Flying Squirrels

CAREER HIGHS:

Runs:.....3Many
 Hits:....4 (x3).....last, 5/26/13 @ ALT
 HR:.....2 (x3).....last, 5/26/13 @ ALT
 RBI:.....7last, 5/26/13 @ ALT
 SB:.....2 (x3).....last, 5/28/12 vs. VIS

The Giants were aggressive with their second round pick from the 2010 draft, placing him at the Advanced-A level to make his professional debut in 2011. The initial returns were solid if not spectacular, but certainly not alarming. The UVA Cavalier led the team in strikeouts, but also paced the club in walks. When the 25-year old stayed behind in San Jose rather than move up to Richmond to open 2012, it seemed the Giants were trying to give him a confidence boost before he made the jump to Double-A. He got off to a horrific start to the year however, and wound up spending the entire year in the California League. The Giants opted to change the scenery for Parker in 2013, and he spent the entire season in Richmond. The results were more of the same, as Parker flashed stretches of brilliance surrounded by frustrating stretches of futility. He racked up the second-most strikeouts in the Eastern League, but also established a new Squirrels' record for home runs in a season (18). Parker moved to a corner last year, but with a void in center in 2014, he should repeat Double-A, trying to put himself back on the prospect map from his original position.

2013

Spent entire season with Double-A Richmond ... Hit .245 in 131 games ... Led the Squirrels in triples (5) and home runs (18) ... Placed second in the EL in strike outs with 161 ... Hit multiple home runs on back-to-back days (5/25, 5/26) ... Went a career-high 4-for-5 with seven (7) RBI on 5/26 @ Altoona ... Became the first Squirrel to homer twice in the same inning (1st) on 5/26 @ Altoona ... Committed five (5) errors in 269 chances for a .981 fielding percentage.

2012

Spent entire season in San Jose (A+) for the second consecutive season ... Played all three outfield positions ... Had only career multi-homerun game on 8/14 vs. Bakersfield ... Tied for a team-high with seven (7) outfield assists ... Was 5th in California league in walks (70) and 2nd in strikeouts (175) ... Smacked first career grand slam on 8/19 vs. Stockton ... Batted .265 (84-317) vs. RHP and .185 (17-92) vs. LHP...Swiped a team-high 28 bases, was caught six (6) times (82% success).

2011

Made his professional debut with Advanced-A San Jose ... Batted .253 (123-486) with 13 HRs and 61 RBIs in 127 games with San Jose ...Went 3-5 with one (1) HR, three (3) RBIs and three (3) runs scored vs. STK on 6/26 ... Compiled a .273 batting average with 5 HRs and 33 RBIs in the first half ... Hit .234 with 8 HRs and 28 RBIs in the second half.

PERSONAL & MISCELLANEOUS

Graduate of Colonial Forge (VA) High School ... Named first-team All-Commonwealth District and second-team All-State as a senior (2007) ... Holds 14 school records at Colonial Forge including home runs (21), runs scored (67), slugging percentage (1.053), on-base percentage (.613) and single-season RBIs (32) ...Attended the University of Virginia ... Named Academic All-ACC as a freshman in 2008 ... Enjoyed breakthrough season as a sophomore in 2009 ... Batted .355 with a team-high 16 homers to help lead UVA to 2009 College World Series ... Named first-team All-ACC, second-team All-American (Baseball America) and first-team All-American (Rivals.com) ... Named second-team All-ACC and to the Charlottesville Regional All-Tournament Team as a Jr. in 2010.

PARKER'S CAREER BATTING STATISTICS

Year	Team	League	ORG	AVG	G	AB	R	H	2B	3B	HR	RBI	BB	IBB	SO	SB	CS	OBP	SLG	OPS
2011	San Jose	CAL	SF	.253	127	486	81	123	25	3	13	61	74	1	144	20	5	.360	.397	.757
2012	San Jose	CAL	SF	.247	122	409	71	101	21	7	15	67	70	3	175	28	6	.366	.443	.809
2013	Richmond	EAS	SF	.245	131	444	72	109	18	5	18	57	60	0	161	13	11	.355	.430	.785
Minor League Totals				.249	380	1339	224	333	64	15	46	185	204	4	480	61	22	.360	.422	.782



2014 FLYING SQUIRRELS



OF Shawn Payne

Height/Weight: 6-0/195
Bats/Throws: Right/Right
Born: July 13, 1989 in Stone Mountain, GA
Resides: Stone Mountain, GA
Acquired: Selected by the Giants in the 35th Round 2011 MLB June Draft



THE PAYNE FILE

Flying Squirrels Debut:
N/A

Last Team:
Augusta GreenJackets

CAREER HIGHS:

Runs: 4 4/8/12 @ SAV
Hits: 4 4/27/13 @ MOD
HR: 1 Many
RBI: 5 5/10/12 vs. GVL
SB: 3 (x3) last, 8/8/12 @ DEL

Payne was lightly regarded coming out of Georgia Southern in 2011 and the Giants were able to grab him in the 35th round. He enjoyed tremendous success in his first two professional seasons, eclipsing .300 in each. That included batting .309 during his first full professional season, spent with Augusta (A). He also stole a whopping 53 bases that year and was caught just three times. The Giants continued to challenge the 24-year old with a promotion to San Jose (A+), and the level finally caught up to him. His average dropped to .229 in 73 games and San Francisco eventually sent him back to Augusta to finish the year. The 23-year old has the prototypical makeup of a lead-off hitter, but doesn't translate his elite speed into outstanding defense in the outfield. Continued success last year would have probably set up Payne to make his Double-A debut this year. That may still happen, but it won't come until later in the season, and the late-round pick will have to enjoy attention-grabbing success to earn the opportunity.

2013

Split season between San Jose (A+) and Augusta (A) ... Stole 21 bases while in San Jose, good for second on the team ... Had ten-game hitting streak from 4/10-4/19, scoring nine (9) runs ... Had a career high four (4) hits on 4/27 @ Modesto ... Played in 36 games after being sent to Augusta, batting .259 with 21 walks and 29 strikeouts ... Had a .966 fielding percentage on the season.

2012

Hit .309 in 116 games while with Augusta, 6th best in SAL ... Finished 2nd in stolen bases (53) and 4th in on-base percentage (.413) ... Led the GreenJackets in batting average (.309), runs (66), triples (6), RBIs (57) and stolen bases (53) ... Promoted to San Jose 9/2 and appeared in two regular season games ... Went 3-5 in first game with San Jose ... Placed on San Jose post-season roster, led off all three playoff games. (3-13)

2011

Played entire season with Salem-Keizer (A-) ... Led the league with a .410 on-base percentage ... Finished 4th in league with 21 stolen bases, was caught six (6) times ... Led team with 29 walks.

PERSONAL & MISCELLANEOUS

Selected by the Giants in the 35th round of the 2011 draft out of Georgia Southern University ... Was additionally selected in both 2009 (Dodgers, 29th round) and 2010 (Royals, 44th round), but did not sign ... Played two seasons at Middle Georgia College, transferred to GSU for junior year (2010).

PAYNE'S CAREER BATTING STATISTICS

Year	Team	League	ORG	AVG	G	AB	R	H	2B	3B	HR	RBI	BB	IBB	SO	SB	CS	OBP	SLG	OPS
2011	Salem-Keizer	NOR	SF	.306	57	160	37	49	8	3	0	19	29	0	32	21	6	.431	.394	.825
2012	Augusta	SAL	SF	.309	116	405	66	125	19	6	6	57	61	0	71	53	3	.413	.430	.843
2012	San Jose	CAL	SF	.333	2	9	1	3	1	0	0	2	0	0	2	0	0	.333	.444	.777
2013	San Jose	CAL	SF	.229	73	275	43	63	14	2	1	29	34	0	62	21	10	.320	.305	.625
2013	Augusta	SAL	SF	.259	36	135	29	35	10	1	4	21	21	0	29	6	2	.360	.437	.797
Minor League Totals				.279	284	984	176	275	52	12	11	128	145	0	196	101	21	.382	.390	.773

Organization

2014 Flying Squirrels

2013: In Review

History & Records

Eastern League

SF Giants

General Info



2014 FLYING SQUIRRELS

Organization

2014 Flying Squirrels

2013: In Review

History & Records

Eastern League

SF Giants

General Info



RHP Edwin Quirarte

Height/Weight: 6-2/205
Bats/Throws: Right/Right
Born: December 20, 1986 in Ventura, CA
Resides: Oxnard, CA
Acquired: Selected by the Giants in the 5th Round
 2008 MLB June Draft



THE QUIARTE FILE

Flying Squirrels Debut:
 4/8/2011 vs. New Britain

Last Team:
 Richmond Flying Squirrels

CAREER HIGHS:

IP (S): Has Never Started
IP (R): 4 (x2)last, 5/14/10 vs. BAK
H: 6 (x3)last, 7/26/11 @ ERI
BB: 3 (x5)last, 7/14/11 @ BOW
SO: 4 (x4)last, 8/29/13 @ REA

Of the relievers that opened the 2013 season in Richmond, the 27-year old Quirarte arguably enjoyed the best season. It marked the first full-season as a side-arm pitcher for the Cal-State Northridge draftee, and success came quickly as he was clearly more comfortable. He was named a mid-season Eastern League All-Star, and eventually made 56 appearances. Like Phil McCormick, Quirarte was used outside of a specialist role due to a lack of arms in the Richmond bullpen, but he continued to flourish nonetheless. During one stretch of the season he filled in as the team's closer and racked up 10 saves. The outgoing Quirarte has always been known for having excellent stuff, and 2013 represented somewhat of a resurgence in his career. He also enjoyed a nice winter ball stint in Venezuela during the off-season, and began mixing in throwing from over the top again. He should gain a spot on crowded Fresno staff to start the season, and only early-season struggles should have him back in Richmond.

2013

Spent entire season with Double-A Richmond ... Led Squirrels staff with 26 games finished and was second in games (56) and saves (10) ... Compiled a 3-5-10 record with opponents batting .253 against ... Had a 1.38 ERA in 11 May games ... Was involved in three combination shutouts (5/11 @ Altoona, 5/13 @ Harrisburg, 8/25 vs. Altoona) ... As a part-time closer, converted 10-of-13 save chances.

2012

Pitched entire season with Richmond ... Made 39 appearances all out of the bullpen ... Allowed just one home run (Manny Machado) in 45.1 IP ... Final seven (7) outings (7.1 IP) did not allow a run ... Converted 2-of-4 save opportunities ... Posted a 2.55(17.2 IP/5 ER) ERA after All-Star Break ... Converted to a side-arm delivery in the middle of the season.

2011

Split the season between Richmond and Advanced-A San Jose ... Went 1-2 with a 5.44 ERA in 35 appearances with the Flying Squirrels ... Struck out 38 batters and issued 20 walks in 46.1 IP ... Struggled after the All-Star break with a 1-0 mark and a 9.53 ERA in eight (8) appearances after posting an 0-2 record with a 4.11 ERA in 27 appearances before the break ... Sent down to Advanced-A San Jose on 8/10 ... Amassed a 2-1 record with one (1) save and a 2.13 ERA in 12 appearances with San Jose ... Recorded 14 strikeouts and one (1) walk in 12.2 IP.

2010

Spent entire season with San Jose, making 41 appearances out of the bullpen ... After allowing an opposition average of .310 in his first go-around in the California League in 2009, he held league hitters to a .238 clip in 2010 ... Posted a 1.71 ERA in his first 20 appearances of the season while limiting league hitters to a .167 average ... 5.93 ERA in final 21 appearances while surrendering an average of .299 ... Earned six (6) saves in 11 chances ... Did not allow a run in four (4) post-season appearances, working a total of 3.1 innings.

2009

Tabbed as the #25 prospect in the Giants' system by *Baseball America* entering the season ... Skipped a level from Salem-Keizer (SS-A) to open the season with San Jose (A+) ... Made 16 appearances for SJ, earning four (4) saves in five (5) chances but surrendering a league average of .310 ... Was demoted to Augusta (A) following an outing on 6/6 ... Made first appearance with Greenjackets on 6/9 ... Surrendered an average of .316 to South Atlantic League hitters ... Earned eight (8) saves in 13 chances ... Had a 5.16 ERA over his final 24 appearances of the year.

2008

Opened professional career with Salem-Keizer (SS-A) in the Northwest League ... 14 saves ranked him 2nd in the NWL, while his 24 games finished placed him 3rd ... Earned a save in game one of the NWL Championship Series, but suffered the loss in game three.

PERSONAL & MISCELLANEOUS

Graduated from Oxnard (CA) High School ... Also attended Hueneme (CA) High School ... Attended Cal State Northridge (CA) ... Started for the Matadors for two seasons before being used as the closer in 2008 ... Surrendered just two (2) runs over his final 56 innings at Northridge ... Selected by the Giants in the 5th round of the 2008 June draft ... Signed for \$193,000 ... Parents are Antonia and Roberto Quirarte ... has two sisters, Laura and Jackie and three brothers, Bobee, Angel and Erik ... Was drafted out of high school in the 38th round by the Cincinnati Reds in 2005, but did not sign ... Also recruited by Arizona State, Loyola Marymount, UCLA and UC Irvine ... Favorites include the Los Angeles Dodgers, the TV show "Family Guy" and the movie "Office Space" ... Favorite website is baseballamerica.com.

QUIARTE'S CAREER PITCHING STATISTICS

Year	Team	League	ORG	W	L	PCT	ERA	G	GS	CG	SHO	SV	SVO	IP	H	R	ER	HR	HB	BB	SO	WP	AVG
2008	Salem-Keizer	NOR	SF	3	3	.500	2.12	26	0	0	0	14	17	29.2	23	9	7	0	0	9	33	4	.213
2009	San Jose	CAL	SF	0	3	.000	4.57	16	0	0	0	4	5	21.2	27	13	11	1	0	5	18	1	.310
2009	Augusta	SAL	SF	6	4	.600	4.42	30	0	0	0	8	13	36.2	49	24	18	2	2	11	18	3	.316
2010	San Jose	CAL	SF	2	9	.182	3.77	41	0	0	0	6	11	62.0	56	31	26	6	1	22	38	4	.238
2011	Richmond	EAS	SF	1	2	.333	5.44	35	0	0	0	1	4	61.1	61	36	28	3	3	20	38	5	.324
2011	San Jose	CAL	SF	2	1	.667	2.13	12	0	0	1	2	12.2	15	5	3	2	1	1	14	1	.273	
2012	Richmond	EAS	SF	3	1	.750	3.18	39	0	0	2	4	45.1	41	23	16	1	3	14	24	6	.240	
2013	Richmond	EAS	SF	3	5	.375	2.61	56	0	0	0	10	13	72.1	66	22	21	2	5	28	44	3	.253
Minor League Totals				20	28	.417	3.58	255	0	0	0	45	66	326.2	338	163	130	17	15	110	227	27	.268



2014 FLYING SQUIRRELS



RHP Luis Rojas

Height/Weight: 5-11/185
Bats/Throws: Right/Right
Born: July 29, 1989 in Santo Domingo, DR
Resides: Santo Domingo, DR
Acquired: Selected by the Giants from the New York Mets 2011 Minor League Rule V Draft



THE ROJAS FILE

Flying Squirrels Debut:
N/A

Last Team:
San Jose Giants

CAREER HIGHS:

IP (S): ... 3.0 9/2/13 vs. IE
IP (R): ... 4.0 (x2) .last, 5/1/11 @ LWD
H: 5 (x6)last, 9/2/13 vs. IE
BB: 4 (x4)last, 8/3/13 @ BAK
SO: 4 (x4)last, 5/1/11 @ LWD

Rojas, a 24-year old, spent the first six seasons of his career in the New York Mets' system. The Giants snagged him in the minor league phase of the 2011 Rule 5 draft and placed him at Advanced-A San Jose to start the 2012 season. Just six appearances in, Rojas received a 50-game suspension for testing positive for metabolites of Stanozolol - a banned substance. He also had injury issues, and the combination basically derailed his season. He got back on the mound in 2013, also spent in San Jose, and turned in mixed results. He made 49 appearances out of the Giants' bullpen and compiled an ERA of 4.86. However, there were times that the Dominican-native flashed signs of the pitcher that the Giants had seen something in. With a flood of young talent expected in Richmond at the outset of the season, Rojas probably didn't turn in enough of a 2013 season to join them initially. However, that remains an outside chance with a higher probability that he joins the Squirrels later in the year with a solid opening to the year back in the California League.

2013

Spent entire season with Advanced-A San Jose ... Allowed 38 earned runs over 70.1 innings pitched (4.86 ERA) ... Did not allow a run in 32 of 49 games.

2012

Played in just 10 games between San Jose (A+) and the AZL Giants due to time on the disabled list coupled with a 50-game suspension ... Compiled 2.25 ERA and held opponents to a .163 average on the season.

2011

Appeared in 29 games for Savannah ... Tied a career-high 4.0 innings pitched on 5/1 @ Lakewood, allowing no runs on three hits, striking out four.

2010

Played entire season with Savannah (A) ... Made 23 appearances out of the bullpen ... Compiled 2.70 ERA on the road, compared to 5.06 at home ... Posted 2-0-1 record.

2009

Split season between the GCL Mets (13 games) and Kingsport (rookie) (5 games) ... Did not allow a home run with 147 batters faced.

2008

Spent second straight season with the GCL Mets ... Improved to 3-2-1 with a 2.19 ERA over 24.2 innings ... Held opponents to a .190 average.

2007

Went 1-2-0 in 11 appearances with the Gulf Coast League Mets ... Allowed one of five inherited runners to score.

PERSONAL & MISCELLANEOUS

Born and resides in Santo Domingo, Dominican Republic ... Originally signed by the New York Mets as a non-drafted free agent on December 13th, 2006 ... Selected by the Giants from the Mets in the 2011 Minor League Rule V Draft.

ROJAS' CAREER PITCHING STATISTICS

Year	Team	League	ORG	W	L	PCT	ERA	G	GS	CG	SHO	SV	SVO	IP	H	R	ER	HR	HB	BB	SO	WP	AVG
2007	GCL Mets	GCL	NYM	1	2	.333	13.50	11	0	0	0	0	0	11.1	12	17	17	3	3	20	15	5	.293
2008	GCL Mets	GCL	NYM	3	2	.600	2.19	17	0	0	0	1	1	24.2	16	9	6	0	4	18	24	3	.190
2009	Kingsport	APP	NYM	0	1	.000	21.32	5	0	0	0	0	0	6.1	13	15	15	0	0	13	7	5	.419
2009	GCL Mets	GCL	NYM	3	1	.750	3.09	13	0	0	0	0	0	23.1	17	14	8	0	0	16	20	1	.198
2010	Savannah	SAL	NYM	2	0	1.000	3.58	23	0	0	0	1	2	37.2	37	18	15	2	4	21	21	4	.268
2011	Savannah	SAL	NYM	1	5	.167	4.87	29	0	0	0	0	0	24.1	45	28	24	3	4	32	26	9	.269
2012	San Jose	CAL	SF	0	0	.000	3.38	6	0	0	0	0	0	8.0	7	3	3	1	0	8	9	2	.219
2012	AZL Giants	AZL	SF	0	0	.000	0.00	4	0	0	0	0	0	4.0	0	0	0	0	0	5	2	0	.000
2013	San Jose	CAL	SF	7	6	.538	4.86	49	1	0	0	0	3	70.1	74	40	38	3	5	42	56	11	.269
	Minor League Totals			17	17	.500	4.93	157	1	0	0	2	9	230.0	221	144	126	12	20	175	180	40	.255





2014 FLYING SQUIRRELS

Organization

2014 Flying Squirrels

2013: In Review

History & Records

Eastern League

SF Giants

General Info



INF Myles Schroder

Height/Weight: 5-11/180
 Bats/Throws: Switch/Right
 Born: August 1, 1987 in Pleasant Hill, CA
 Resides: Falon, NE
 Acquired: Selected by the Giants in the 27th Round
 2007 MLB June Draft



THE SCHRODER FILE

Flying Squirrels Debut: N/A

Last Team: San Jose Giants

CAREER HIGHS:

Runs: ... 3 (x3) ... last, 8/30/13 vs. IE
 Hits: ... 4 (x2) ... last, 8/30/13 vs. IE
 HR: ... 1 ... Many
 RBI: ... 4 ... 8/21/13 @ STK
 SB: ... 1 ... Many

Myles Schroder is 26-years old, but has only been in professional baseball for three seasons. That anomaly stems from the fact that Schroder walked away from baseball after being drafted by the Giants in 2007. He returned in 2011 and spent the summer playing himself back into shape in the Arizona Rookie League. In 2012, he adopted the role that he continues in - valuable utility man. He spent 2013 in San Jose (A+) and came on with increased playing time in the second half. He batted .326 over the second half of the season, and eventually took over for the Giants as their everyday third baseman. Schroder's value is his versatility. Like all utility players he can play every infield position. But, he also has the ability to catch and play in the outfield. Add to that the fact that he is a switch-hitter, and you can basically fill two roster spots with one player. The Richmond infield is a clouded picture entering spring training and there will be jobs to win in the River City. It is easy to imagine that Schroder could claim one of those positions or the utility role and make his Double-A debut in 2014.

2013

Spent entire season with San Jose (A+) ... Went 3-for-6 with two runs scored and a career-high four (4) RBI on 8/21 in a 16-11 win @ Stockton ... Had a .951 fielding percentage ... Did not commit an error in 81 total chances at first base ... Hit .296 with 20 doubles, six (6) triples, six (6) home runs and 33 RBI ... Had a .826 OPS.

2012

Saw time at five positions with Augusta (catcher, first base, second base, third base, left field) ... Spent the month of June at extended spring training ... Hit .177 with a .513 OPS on the season.

2011

Played in 30 games for the AZL Giants ... Batted .282 with nine (9) doubles, three (3) triples and a home run.

PERSONAL & MISCELLANEOUS

Graduated from Castro Valley High School (CA) ... Attended Diablo Valley College ... Named to the 2007 All-Northern-California Team ... Selected by the San Francisco Giants in the 27th round of the 2007 June Draft ... Was on the voluntarily retired list from 2007-2010.

SCHRODER'S CAREER BATTING STATISTICS

Year	Team	League	ORG	AVG	G	AB	R	H	2B	3B	HR	RBI	BB	IBB	SO	SB	CS	OBP	SLG	OPS
2011	AZL Giants	AZL	SF	.282	30	110	22	31	9	3	1	12	6	0	21	6	2	.308	.445	.753
2012	Augusta	SAL	SF	.177	24	62	10	11	1	0	1	3	6	0	25	2	1	.271	.242	.513
2013	San Jose	CAL	SF	.296	86	291	42	86	20	6	6	33	25	1	73	12	4	.359	.467	.826
Minor League Totals				.276	140	463	74	128	30	9	8	48	37	1	119	20	7	.335	.432	.767

2014 FLYING SQUIRRELS



c Eric Sim

Height/Weight: 6-2/220
Bats/Throws: Right/Right
Born: January 3, 1989 in Busan, South Korea
Resides: Abbotsford, Canada
Acquired: Selected by the Giants in the 27th Round 2010 MLB June Draft



THE SIM FILE

Flying Squirrels Debut:
N/A

Last Team:
San Jose Giants

CAREER HIGHS:

Runs:...3 (x4).....last, 4/8/12 @ SAV
Hits:...3 (x9).....last, 8/21/13 @ STK
HR:.....2.....8/9/11 @ ROY
RBI:.....6.....8/9/11 @ ROY
SB:.....1.....Many

Sim has onest of the rarest backgrounds in professional baseball. South Korean born and raised in Canada, Sim was selected in the 27th round of the 2011 draft. He, like Jesus Navarro, fills a valuable role in the San Francisco organization as a bullpen or third catcher. Also like Navarro, he is well thought of by Giants' hurlers and instructors alike for his positive attitude and work-ethic. Both attributes are necessary to succeed in the bullpen catcher role. Like most who occupy the role, Sim has been utilized in spot-duty when necessary due to injuries or travel complications. His defense leads his offense, and Sim is noted for his ability to handle pitchers on the side or in games. It is always somewhat of a mystery as to who will fill the third catcher role from level to level and Sim is a member of a crowded group that all may be called upon at some point in Richmond during the 2014 season.

2013

Split season between Augusta (A) and San Jose (A+) ...Went 40-for-207 (.193) before promotion on 7/16 ...Went 3-for-4 with two (2) runs scored @ Stockton on 8/21, contributing to a .276 average with San Jose.

2012

Played in 22 total games, splitting time between Augusta (A) (17 games), Fresno (AAA) (2 games) and the AZL Giants (3 games) ...Went 2-for-4 at the Triple A level, scoring two (2) runs.

2011

Returned to the Arizona League Giants ... Batted .352 in 43 games, collecting 12 doubles, two (2) triples and six (6) home runs with 37 RBI.

2010

Played in 11 games at catcher with the AZL Giants.

PERSONAL & MISCELLANEOUS

Born in Busan, South Korea ... Moved to Abbotsford, British Columbia at age 10 ... Hit .342 with a team-high six (6) home runs in 2009 with Colby Community College (KS) ... Transferred to the University of South Florida ... Played 47 games for the Bulls, starting 41 at catcher ... Had five 3-hit games ... Had a .973 fielding percentage ... Selected by the Giants in the 27th round of the 2010 June Draft.

SIM'S CAREER BATTING STATISTICS

Year	Team	League	ORG	AVG	G	AB	R	H	2B	3B	HR	RBI	BB	IBB	SO	SB	CS	OBP	SLG	OPS
2010	AZL Giants	AZL	SF	.108	11	37	2	4	0	0	1	2	0	8	0	0	0	.214	.108	.322
2011	AZL Giants	AZL	SF	.352	43	145	30	51	12	2	6	37	17	0	35	5	1	.438	.586	1.024
2012	Augusta	SAL	SF	.196	17	51	8	10	2	0	1	6	7	0	15	1	0	.305	.294	.599
2012	AZL Giants	AZL	SF	.000	3	4	0	0	0	0	0	0	0	3	0	0	0	.000	.000	.000
2012	Fresno	PCL	SF	.500	2	4	2	2	0	0	0	0	1	0	1	0	0	.600	.500	1.100
2013	Augusta	SAL	SF	.193	63	207	20	40	7	0	2	20	16	0	59	2	1	.292	.256	.548
2013	San Jose	CAL	SF	.276	17	58	3	16	3	0	0	10	5	0	13	0	0	.328	.328	.656
Minor League Totals				.243	156	506	65	123	24	2	9	74	48	0	134	8	2	.336	.352	.687

Organization

2014 Flying Squirrels

2013: In Review

History & Records

Eastern League

SF Giants

General Info



2014 FLYING SQUIRRELS

Organization

2014 Flying Squirrels


2013: In Review

History & Records

Eastern League

SF Giants

General Info



LHP Jack Snodgrass

Height/Weight: 6-6/210
 Bats/Throws: Right/Left
 Born: December 16, 1987 in Bowling Green, KY
 Resides: Bowling Green, KY
 Acquired: Selected by the Giants in the 27th Round
 2011 MLB June Draft



THE SNODGRASS FILE

Flying Squirrels Debut:
4/5/13 vs. NBR

Last Team:
Richmond Flying Squirrels

CAREER HIGHS:

IP (S): 8.0 (x2).....last, 9/1/13 vs. HAR
IP (R):.....3.1.....8/11/11 vs. SPO
H:.....11.....7/7/13 vs. AKR
BB:.....6.....8/31/12 vs. MOD
SO:.....8 (x2).....last, 8/22/13 vs. ALT

Relatively unheralded out of Austin Peay State in the 2011 draft, Snodgrass jumped from Salem-Keizer (A-) to San Jose (A+) in 2012 and enjoyed a sensational start to the year. He came back to earth in the second half of the season, but the Giants sent to him to Richmond (AA) to open the 2013 season in the Squirrels' rotation anyway. A control-oriented left-hander, the 26-year-old couldn't have made a much better first impression. He co-authored the first no-hitter in franchise history in his Double-A debut, working six innings against the New Britain Rock Cats on April 5th. The Bowling Green, KY, native once again enjoyed an outstanding first half of the season and was named an Eastern League All-Star. He did suffer some regression in the second half, but not nearly as dramatic a fall off as he had a season prior. He ultimately was named to the EL's Postseason All-Star team as the left-handed starter. He'll get a well-earned shot at Triple-A Fresno to begin 2014 and will attempt to continue to craft his way to outs. The River City will only be an option should he struggle with that opportunity.

2013

Spent entire season with Richmond (AA) ...Was an Eastern League Mid- and Post-Season All Star ...Was tied for first in the league in wins (12) and had second best WHIP (1.17) and baserunners-per-9.0 innings pitched ratio (11.04) ...Threw 8.0 inning complete game on 6/11 @ Harrisburg ...Posted 12-4-0 record with a 3.70 ERA over 25 games ...Gave up five (5) earned runs in 23.1 innings of work in the month of May (1.93 ERA) ...Went 3-for-4 with a run scored and two (2) RBI on 5/25 @ Altoona ...Was part of three combination shutouts (4/5 vs. New Britain, no hitter; 4/15 @ Altoona; 5/19 vs. Altoona).

2012

Spent entire season in San Jose ...Was the lone San Jose Giants representative in the 2012 California League Mid-Season All-Star Game ...Had a 2.7 GO/AO ratio and led California league with 28 double plays induced ...Was not on postseason roster, transferred to Salem-Keizer on 9/2 but did not pitch.

2011

Made professional debut with two scoreless innings 6/18 vs. at Spokane ...Appeared in 19 games with four (4) starts ...Placed into rotation on 8/16 and tossed five shutout innings ...Was 2-1 with a 2.37 ERA as a starter (19IP, 5ER) and 2-0 with a 4.40 ERA as reliever (28.2IP, 14ER).

PERSONAL & MISCELLANEOUS

Drafted by the Giants in 27th round of 2011 from Austin Peay State ... Steven Jackson Snodgrass is the son of Steve and Mary Lee Snodgrass ... Has a younger brother, Lee (18) ... Graduated Bowling Green High School (KY) ... Bowling Green High School nickname is "The Purples" ... Spent three seasons at Austin Peay State ... Was 4-6 with a 3.50 ERA in 15 games (14 starts) as a redshirt senior in 2011 ... Led the team in ERA ... Missed the entire 2010 season due to a shoulder injury ... Attended Walters State Community College and transferred after freshman year ... Helped the team to the Junior College World Series in 2008.

SNODGRASS' CAREER PITCHING STATISTICS

Year	Team	League	ORG	W	L	PCT	ERA	G	GS	CG	SHO	SV	SVO	IP	H	R	ER	HR	HB	BB	SO	WP	AVG
2011	Salem-Keizer	NOR	SF	4	1	.800	3.59	19	4	0	0	0	0	47.2	49	24	19	1	5	14	44	4	.259
2012	San Jose	CAL	SF	10	8	.556	4.62	27	26	0	0	0	0	146.0	159	84	75	7	3	57	92	6	.284
2013	Richmond	EAS	SF	12	4	.750	3.70	25	25	1	0	0	0	141.0	126	64	58	10	8	39	81	7	.241
Minor League Totals				26	13	.667	4.09	71	55	1	0	0	0	334.2	334	172	152	18	16	110	217	17	.263



2014 FLYING SQUIRRELS



RHP Jeff Soptic

Height/Weight: 6-6/220
Bats/Throws: Right/Right
Born: April 8, 1991 in Leawood, KS
Resides: Leawood, KS
Acquired: Acquired by the Giants from Chicago (AL) in exchange for Conor Gillaspie on 2/2/13



THE SOPTIC FILE

Flying Squirrels Debut: N/A

Last Team: San Jose Giants

CAREER HIGHS:

IP (S): Has Never Started
IP (R): ... 2.2 7/22/13 vs. STK
H: 7 4/12/13 vs. VIS
BB: 4 (x3) Last: 8/27/13 vs. VIS
SO: 4 (x4) Last: 4/26/13 @ MOD

With Pablo Sandoval entrenched at third base and no immediate need for former Squirrel Conor Gillaspie, the Giants opted to ship him to the Chicago White Sox in exchange for Soptic, a hard-throwing 23-year old right-hander. Soptic is the prototypical type pitcher that the Giants pride themselves on developing. An unpolished hurler with the stuff and makeup to eventually thrive at the big league level. Soptic's fastball had rated as the best in Chicago's system in each of the two seasons prior to the trade in the estimation of *Baseball America*. The Giants were hoping for more of a progression from the 6'6" Soptic last year, but he struggled with his mechanics and control in 33 appearances with San Jose (A+), walking 36 in 41.1 innings. San Francisco eventually sent him down to short-season Salem-Keizer for more polishing. With better results last season, he may have joined a depleted Squirrels' bullpen at some point. That is essentially the same scenario he faces entering 2014. He'll more than likely head back to San Jose to start the year and if he can harness his big-time fastball, could aid the Richmond bullpen at some point during the season.

2013

Spent most of the season with San Jose (A+) with four appearances for Salem-Keizer ... Appeared in 32 games, all in relief, and posted a 3-2-0 record ... Opponents batted .255 against ... In 4.0 innings pitched with Salem-Keizer, allowed one run on two hits, walking one and striking out six.

2012

Spent first full year with Low-A Kannapolis ... Appeared in 27 games all in relief ... Began season at Extended Spring, assigned to Kannapolis on 5/25 and did not pitch until 5/30 ... Threw a team-high 16 wild pitches ... Allowed just one home run in 43.1 innings pitched ... Pitched two or more innings in 14-of-27 outings ... Allowed a season-high five runs in 1.1 Innings on 6/29 at Rome ... was rated as having the best fastball in the White Sox organization following the season ... Struck out career-high four batters over 2.0 scoreless innings in win, 7/19 vs. CSC.

2011

Appeared in three games with short-season Bristol ... made professional debut on 7/30 ... was rated best fastball in organization following the season ... Did not allow an earned run in 2.2 innings pitched.

PERSONAL & MISCELLANEOUS

Acquired by the Giants in a trade with the White Sox for 3B Conor Gillaspie on February 22, 2013 ... Selected by the White Sox in third round of the 2011 draft out of Johnson County Community College (KS) ... Graduated Shawnee Mission East High School in 2009(Ks) ... Was originally drafted in the 43rd round of the 2009 draft by Kansas City but did not sign ... Played two seasons with Johnson County Community College and reportedly turned down a scholarship offer to the University of Missouri to sign with the White Sox.

SOPTIC'S CAREER PITCHING STATISTICS

Year	Team	League	ORG	W	L	PCT	ERA	G	GS	CG	SHO	SV	SVO	IP	H	R	ER	HR	HB	BB	SO	WP	AVG
2011	Bristol	APP	CWS	0	1	.000	0.00	3	0	0	0	1	1	2.2	2	2	0	0	1	2	2	0	.182
2012	Kannapolis	SAL	CWS	3	2	.600	5.40	27	0	0	0	0	2	43.1	26	26	26	1	5	29	36	16	.176
2013	Salem-Keizer	NOR	SF	0	0	.000	2.25	4	0	0	0	0	0	4.0	2	1	1	1	1	6	0	.154	
2013	San Jose	CAL	SF	3	2	.600	6.26	32	0	0	0	0	4	41.2	40	34	29	2	1	36	46	9	.255
Minor League Totals				6	5	.545	5.50	66	0	0	0	1	7	91.2	70	63	56	4	8	68	90	25	.213

Organization

2014 Flying Squirrels

2013: In Review

History & Records

Eastern League

SF Giants

General Info



2014 FLYING SQUIRRELS

Organization

2014 Flying Squirrels


2013: In Review

History & Records

Eastern League

SF Giants

General Info



RHP Chris Stratton

Height/Weight: 6-3/190
 Bats/Throws: Right/Right
 Born: August 2, 1990 in Tupelo, MS
 Resides: Nashville, TN
 Acquired: Selected by the Giants in the 1st Round
 2012 MLB June Draft



THE STRATTON FILE

Flying Squirrels Debut: N/A

Last Team: Augusta Greenjackets

CAREER HIGHS:

IP (S): .. 8.0 8/2/13 vs. CSC
 IP (R): .. 1.0 (x3) ..last, 8/10/12 vs. SPO
 H: 11 (x2)last, 6/30/13 @ ASH
 BB: 5 7/27/13 @ SAV
 SO: 11 4/25/13 @ HAG

The Giants settled on Stratton with their 21st overall pick in the 2012 draft after the St. Louis Cardinals had snapped up Michael Wacha with the 19th selection. The Mississippi State Bulldog then opened his professional career with short-season Salem-Keizer. He pitched well, but had his season shortened by a concussion that he sustained when he was struck by a line drive during batting practice. That limited experience may have helped in the decision to have the 23-year old start his first full-season with Augusta (A) rather than San Jose (A+) last year. The fact that the San Jose staff was loaded didn't help his chances of a higher placement. He wound up spending the entire season with the Greenjackets, posting a 9-3 record and 3.27 ERA. It was a solid showing, but Stratton certainly didn't blow the league away. The reason for that was not the caliber of his stuff, but the lack of consistency of it. The sky is the limit for the right-hander, and 2014 undoubtedly will be a huge year for him. With the 2013 San Jose staff mettriculating to Richmond, Stratton will most likely headline the rotation in San Jose. But more consistent results could force a promotion to Double-A.

2013

Spent first full professional season with Augusta (A) ...Went 9-3-0 in 22 games, all starts ...Threw a six-inning complete game on 4/25 @ Hagerstown ...Was second on the pitching staff in innings pitched (132.0) and strikeouts (123) ... Gave up no runs on four (4) hits in an 8.0 inning outing on 8/2, striking out seven (7) and picking up the win vs. Charleston ... Named a SAL Mid-Season All-Star ... Named as the #3 prospect in the Giants' system following the season.

2012

Pitched entire season with Salem-Keizer ... Started five (5) games and made three (3) relief appearances ... Posted 0-1-0 record with a 2.76 ERA, with opponents batting .236 against ... Was rated as the #3 prospect in the San Francisco system following the year.

PERSONAL & MISCELLANEOUS

Selected by the Giants in the first round (#21) of the 2012 June Draft. ... Was a three-year starting pitcher and infielder at Tupelo High School (MS) ... Named the 2009 Northeast Mississippi Daily Journal Player of the Year ... Attended Mississippi State ... Led staff in starts (14), innings pitched (78.1) and strikeouts (76) as a freshman ... One of three players to earn 4.0 GPA during the fall of 2011 ... Two time SEC Academic Honor Roll selection.

STRATTON'S CAREER PITCHING STATISTICS

Year	Team	League	ORG	W	L	PCT	ERA	G	GS	CG	SHO	SV	SVO	IP	H	R	ER	HR	HB	BB	SO	WP	AVG
2012	Salem-Keizer	NOR	SF	0	1	.000	2.76	8	5	0	0	0	0	16.1	14	6	5	1	2	10	16	1	.237
2013	Augusta	SAL	SF	9	3	.750	3.27	22	22	1	0	0	0	132.0	128	48	48	5	3	47	123	6	.258
Minor League Totals				9	4	.692	3.22	30	27	1	0	0	0	148.1	142	54	53	6	5	57	139	7	.256

2014 FLYING SQUIRRELS



RHP Hunter Strickland

Height/Weight: 6-5/200
Bats/Throws: Right/Right
Born: September 24, 1988 in Thomaston, GA
Resides: Zebulon, GA
Acquired: Claimed off waivers from the Pittsburgh Pirates April 2nd, 2013



THE STRICKLAND FILE

Flying Squirrels Debut:
N/A

Last Team:
San Jose Giants

CAREER HIGHS:

IP (S): ... 7.0 5/5/10 vs. GBO
IP (R):50 (x2) .last, 7/22/08 vs. STC
H: 12 7/24/07 vs. RDS
BB: 3 (x6) last, 8/21/12 @ TRN
SO: 7 (x2) last, 8/30/08 vs. ONE

A high school draftee of the Boston Red Sox back in 2007, Strickland has intrigued many organizations throughout his career. However, he has also been besieged by multiple arm injuries. The Red Sox traded Strickland to the Pittsburgh Pirates in a deal for Adam LaRoche in 2009, and that eventually led him to cross paths with the Flying Squirrels and pitching coach Ross Grimsley in 2012. Grimsley liked what he saw while Strickland was with the Altoona Curve and filed a favorable report on him to San Francisco. That led to the Giants to grab him off waivers when the Pirates DFA'd him later that year. The 25-year old was making that decision look extremely smart as the Giants opened him at lower-level San Jose in 2013. He was dominant through 20 appearances and looked destined to be promoted to Richmond. However, he suffered another elbow injury that required Tommy John surgery in May. San Francisco had seen enough to protect him on the 40-man roster following the season though. He'll be attempting to get back on the mound at some point early in the year. When he does, his road will eventually lead through the River City.

2013

Posted 1-0-9 record and phenomenal 0.86 ERA with Advanced-A San Jose ... Struck out 23 batters in 21.0 innings of work ... Held opponents to a .145 average in 20 appearances before the All-Star break ... Was named to the CAL Mid-Season All-Star roster but did not play due to an elbow injury ... Underwent Tommy John surgery in late May and missed the remainder of the season.

2012

Split season between Bradenton (A+) (10 games) and Altoona (AA) (23 games) ... Posted 2-2-0 record and 2.98 ERA with the Marauders before making Double-A debut on 6/15 @ Binghamton ... Right-handed batters hit .265 against, compared to lefties' .375 average.

2011

Missed entire season due to a shoulder injury ... Underwent rotator cuff surgery in August.

2010

Started season with West Virginia (A) (8 games) ... Was promoted to Advanced-A Bradenton and made four appearances before suffering a season-ending elbow strain.

2009

Played with two different teams in the South Atlantic League (Greenville, BOS/West Virginia, PIT) ... Went 5-4-1 with a 3.35 ERA prior to the trade, and went 4-2-0 in final eight games of the season (3.77 ERA) ... Was part of combined no-hitter on 7/27 in first start with the Pirates organization ... Overall average against was .259 in 126.1 total innings of work.

2008

Appeared in 15 games with short-season Lowell ... Had a 5.85 ERA in five (5) relief outings compared to 2.13 as a starter ... Threw a team-high 70.2 innings.

2007

Made six (6) starts with the GCL Red Sox as well as three (3) appearances out of the bullpen ... Struck out 22 batters while only walking four (4) in 25.1 innings pitched.

PERSONAL & MISCELLANEOUS

Selected by the Boston Red Sox in the 18th round of the 2007 June Amateur Draft out of Pike County High School (GA) ... Traded to the Pirates for Adam LaRoche in 2009 ... Was claimed off waivers by the San Francisco Giants from the Pirates on April 2nd, 2013 ... Brother Tanner plays football at Georgia State ... Father Kenneth played in the Detroit Tigers organization.

STRICKLAND'S CAREER PITCHING STATISTICS

Year	Team	League	ORG	W	L	PCT	ERA	G	GS	CG	SHO	SV	SVO	IP	H	R	ER	HR	HB	BB	SO	WP	AVG
2007	GCL Red Sox	GCL	BOS	0	2	.000	6.04	9	6	0	0	0	0	25.1	40	21	17	3	1	4	22	2	.357
2008	Lowell	NYP	BOS	5	3	.625	3.18	15	10	0	0	0	0	70.2	67	32	25	5	1	17	59	2	.249
2009	Greenville	SAL	BOS	5	4	.556	3.35	18	12	0	0	1	3	83.1	85	39	31	11	5	13	51	1	.264
2009	West Virginia	SAL	PIT	4	2	.667	3.77	8	8	0	0	0	0	43.0	42	23	18	3	5	6	23	3	.250
2010	West Virginia	SAL	PIT	0	4	.000	5.86	8	8	0	0	0	0	43.0	58	30	28	6	5	8	15	1	.345
2010	Bradenton	FSL	PIT	2	1	.667	4.50	4	2	0	0	0	0	14.0	16	11	7	1	1	6	10	0	.291
2011	Injured - Did Not Pitch																						
2012	Bradenton	FSL	PIT	2	2	.500	2.98	10	9	0	0	0	0	45.1	47	16	15	5	6	8	25	1	.272
2012	Altoona	EAS	PIT	2	2	.500	4.46	23	0	0	0	2	4	42.1	50	23	21	5	3	15	33	1	.309
2013	San Jose	CAL	SF	1	0	1.000	0.86	20	0	0	0	9	9	21.0	10	2	2	1	1	5	23	0	.145
Minor League Totals				21	20	.512	3.80	115	55	0	0	12	16	388.0	415	197	164	40	28	82	261	11	.277

Organization

2014 Flying Squirrels

2013: In Review

History & Records

Eastern League

SF Giants

General Info



2014 FLYING SQUIRRELS

Organization

2014 Flying Squirrels

2013: In Review

History & Records

Eastern League

SF Giants

General Info



c Andrew Susac

Height/Weight: 6-2/210
 Bats/Throws: Right/Right
 Born: March 22, 1990 in Roseville, CA
 Resides: Roseville, CA
 Acquired: Selected by the Giants in the 2nd Round
 2011 MLB June Draft



THE SUSAC FILE

Flying Squirrels Debut:
4/4/13 vs. NBR

Last Team:
Richmond Flying Squirrels

CAREER HIGHS:

Runs: .. 3 (x3)last, 5/4/13 vs. TRE
 Hits: 4 8/13/12 @ LE
 HR: 2 4/11/13 @ TRE
 RBI: 4 (x3)last, 5/15/13 @ HAR
 SB: 1 (x2)last, 4/29/13 @ BOW

The 24-year old Susac was the Giants second selection in the 2011 draft following Joe Panik in the first. Panik signed quickly and received the luxury of a tune-up in the Northwest League (A-) before taking on the California League (A+). Susac, who probably would have been a first round selection had he not broken his hamate bone a month before the draft, didn't get on the field due to the injury in 2011. However, he joined Panik in San Jose (A+) in 2012, his first professional season. His results were definitely mixed, but after a strong showing in spring training, the Giants made the late decision to advance him to Richmond. Susac made it the right call, earning an All-Star nod and showcasing his pop with 12 home runs in just 84 games. He missed the tail-end of the season with a minor injury, a setback that may have forced him to open 2014 back in Richmond. However, the Giants reactivated him for the Arizona Fall League where he turned in an eye-opening performance. He paced the circuit with a .507 on-base percentage and will more than likely open the year in Fresno. He appears here on the chance San Francisco would like him to gain a familiarity with the prospect arms he figures to work with one day in the bay area.

2013

Named an Eastern League Mid-season All-Star ... Limited to DH duties during Eastern League All-Star Game in New Britain, CT, due to injury ... Missed 16 games from 7/2 - 7/16 while on the DL (Finger) ... Placed on the DL on 8/2 (Shoulder Impingement), and did not return to the Squirrels lineup the rest of the season ... Enjoyed career-high hit-streak of 11 games (5/22 - 6/4) ... Struggled at the pitcher-friendly Diamond, batting just .197 (23-117) at home, contrasted by .303 (44-145) on the road ... Feasted on LHP, hitting .345 vs. lefties (29-84) as opposed to .213 vs. RHP (38-178) ... However, 7 of his 12 HRs came against RHP ... Logged 9 appearances at 1B, the first appearances of his career there ... Placed 2nd in the Eastern League, catching 40% of base stealers (31-77).

2012

Spent first professional season entirely with San Jose (A+) ... Rated by BA as the #6 prospect in the San Francisco organization entering the year ... Was a non-roster invitee to major league spring training ... Threw out 32 percent (42-131) of base runners, second in the league among everyday catchers ... Hit a season-best .333 (27-81) in August with 18 RBIs ... Batted .208 (27-81) with five homeruns vs. LHP and .259 (66-255) with four homeruns vs. RHP.

PERSONAL & MISCELLANEOUS

Selected by Giants in the 2nd round of the 2011 draft (86th overall pick) from Oregon State University ... Signed as a draft-eligible sophomore, given a \$1.1 million bonus ... Suffered broken hamate bone in left wrist (fouled off a pitch) and had surgery on 4/11/2011 ... Led OSU in home runs and was second in RBIs as a sophomore in 2011 ... Named a Cape Cod League All-Star in 2010 with the Falmouth Commodores ... Graduated Jesuit High School (CA) in 2009 ... Selected in the 16th-round of the 2009 MLB First-Year Player Draft by Philadelphia but did not sign ... Grew up a Giants fan and according to *Baseball America* he wrote a paper in grade school about his dream job of playing for the Giants ... Checks in as the #11 prospect in the Giants' system according to *Baseball America*.

SUSAC'S CAREER BATTING STATISTICS

Year	Team	League	ORG	AVG	G	AB	R	H	2B	3B	HR	RBI	BB	IBB	SO	SB	CS	OBP	SLG	OPS
2012	San Jose	CAL	SF	.244	102	361	58	88	16	3	9	52	55	0	100	1	1	.351	.380	.731
2013	Richmond	EAS	SF	.256	84	262	32	67	17	0	12	46	42	0	68	1	0	.362	.458	.820
	Minor League Totals			.249	186	623	90	155	33	3	21	98	97	0	168	2	1	.356	.413	.769



2014 FLYING SQUIRRELS



RHP Mason Tobin

Height/Weight: 6-3/210
Bats/Throws: Right/Right
Born: July 8, 1987 in Glendive, MT
Resides: Kent, WA
Acquired: Signed by the Giants as a MLFA January 2nd, 2013



THE TOBIN FILE

Flying Squirrels Debut:
N/A

Last Team:
Fresno Grizzlies

CAREER HIGHS:

IP (S): ..7.0 (x3)....last, 5/5/08 vs. PEO
IP (R): ..2.0 (x4)....last, 8/22/13 vs. ALIC
H:.....7 (x2).....last, 5/5/08 vs. PEO
BB:.....5.....5/31/08 @ PEO
SO:.....11.....7/28/07 vs. BRE

Tobin, 26, was one of the veteran arms that the Giants signed in advance of the 2013 season to bolster their ranks at the top levels of the minor league system. He spent the entire year with Fresno (AAA), making 31 appearances in his return from his second Tommy John surgery. That surgery had cost Tobin his 2012 season and ended his tenure with the Texas Rangers - the organization that had brought him to the big leagues in 2011. Originally a draft selection of the Los Angeles Angels, there is no doubt that when healthy Tobin takes an advanced approach to the mound. The Washingtonian was on a one-year deal in 2013, but the Giants thought enough of him to re-sign him to another minor league contract following the season. That contract included a big league invite to spring training. There is a lot to sort out as it pertains to who will make up the pitching staff in Fresno, but Tobin figures to have a role there at the outset of the season. The only chance he becomes a Flying Squirrel is if the Giants favor a couple of experienced voices in the clubhouse to help educate their younger prospect arms and Tobin is one of their choices.

2013

Spent entire season with Fresno (AAA) ... Posted 3-0-0 record in 31 appearances ... Did not allow a run in 24.1 innings of work ... Induced five (5) double play grounders.

2012

Spent season recovering from Tommy John surgery.

2011

Made Major League debut with the Texas Rangers on 4/2 vs. Boston ... Made four (4) relief appearances ... Was placed on the disabled list on 4/20, eventually going under the knife for second Tommy John procedure in June.

2010

Missed entire season due to extended surgery recovery.

2009

Pitched only three games for Rancho Cucamonga (A+) before undergoing Tommy John surgery.

2008

Appeared in only eight games for Class A Cedar Rapids ... Threw a complete game shutout on 4/9 vs. Quad Cities, striking out four ... Was placed on the disabled list due to a right shoulder strain on 6/11 and did not return to the mound for the remainder of the season.

2007

Split season between the AZL Angels and Orem Owlz ... Posted 2-0-0 record with a 0.95 ERA, holding batters to a .177 average in the Arizona League ... Started six (6) games for Orem, striking out 23 and walking seven (7).

PERSONAL & MISCELLANEOUS

Originally selected by the Atlanta Braves out of Kentridge High School in the 15th round of the 2005 draft and the 45th round of the 2006 draft but did not sign ... Selected by the Angels in the 16th round of the 2007 June Draft ... Attended Everett Community College (VWA) ... Taken by the Chicago Cubs in the 2010 Minor League Rule V Draft ... Was traded to the Texas Rangers for cash considerations in December of 2010 ... Signed a minor league contract with the San Francisco Giants on January 10th, 2013 and re-signed on November 6th, 2013.

TOBIN'S CAREER PITCHING STATISTICS

Year	Team	League	ORG	W	L	PCT	ERA	G	GS	CG	SHO	SV	SVO	IP	H	R	ER	HR	HB	BB	SO	WP	AVG
2007	AZL Angels	AZL	LAA	2	0	1.000	0.95	8	7	0	0	0	0	28.1	17	5	3	1	0	7	32	2	.177
2007	Orem	PIO	LAA	2	1	.667	3.21	6	6	0	0	0	0	28.0	23	10	10	0	3	7	23	1	.230
2008	Cedar Rapids	MID	LAA	2	3	.400	3.13	8	8	1	1	0	0	37.1	29	13	13	2	4	18	18	1	.225
2009	Rancho Cucamonga	CAL	LAA	0	0	.000	0.00	3	0	0	0	1	2	2.2	2	4	0	0	0	2	2	0	.167
2010	Injured - Did Not Pitch																						
2011	Texas	AL	TEX	0	0	.000	6.75	4	0	0	0	0	0	5.1	5	5	4	1	1	5	0	0	.278
2013	Fresno	PCL	SF	3	0	1.000	5.24	31	0	0	0	0	0	34.1	36	22	20	3	4	17	23	0	.269
	Minor League Totals			9	4	.692	3.17	56	21	1	1	1	2	130.2	107	54	46	6	11	51	98	4	.227
	Major League Totals			0	0	--	6.75	4	0	0	0	0	0	5.1	5	5	4	1	1	5	0	0	.278

Organization

2014 Flying Squirrels

2013: In Review

History & Records

Eastern League

SF Giants

General Info



2014 FLYING SQUIRRELS

Organization

2014 Flying Squirrels

2013: In Review

History & Records

Eastern League

SF Giants

General Info



INF Kelby Tomlinson

Height/Weight: 6-3/180
 Bats/Throws: Right/Right
 Born: June 16, 1990 in Chickasha, OK
 Resides: Elgin, OK
 Acquired: Selected by the Giants in the 12th Round
 2011 MLB June Draft



THE TOMLINSON FILE

Flying Squirrels Debut:
7/23/13 @ ERI

Last Team:
Richmond Flying Squirrels

CAREER HIGHS:

Runs:..3 (x2).....last, 6/20/13 vs.ATH
 Hits:.....44/21/13 @ IE
 HR:.....27/7/11 @ CUB
 RBI:.....57/7/11 @ CUB
 SB:.....38/29/11 vs.ATH

Tomlinson was a gold-glove shortstop while in college at Texas Tech, and the Giants bolstered their already plentiful stock of prospect middle infielders when they selected him in the 12th round of the 2011 draft. He had been making a fairly routine progression through the San Francisco system in his first two professional seasons, but 2013 brought tumult along with his Double-A debut. He appeared at three different levels of the system, never really finding a home or a comfort level due to injuries and needs throughout the organization. He became a stop-gap for the Flying Squirrels' depleted infield during the second half of the season, but wasn't able to utilize his well-known speed due to lingering effects of his ailments. The void at the shortstop position in Richmond that was created by Ehire Adrianza's advancement remains heading into the 2014 season, and the Red Raider is a candidate to fill it. However, there are a couple of more experienced options in camp that he would have to beat out in spring training. The betting money is on a return to San Jose (A+) for the 23-year old, with a potential mid-season return to the River City.

2013

Saw time with the AZL Giants (rookie), San Jose Giants (A+), and Richmond Flying Squirrels (AA) ...Went a career-high 4-for-5 , scoring twice, on 4/21 @ Inland Empire ... Batted .500 (2 hits) in Squirrels debut on 7/23 ... Hit .248 on the season with 15 extra base hits and 22 RBI.

2012

Played entire season with Augusta (A) ... Placed in a team-high 123 games ...Was second in runs (57) and walks (53) and third in hits (101) and stolen bases (36) ... Hit two (2) doubles on 4/11 @ Charleston.

2011

Spent majority of the season with the AZL Giants (rookie) with two appearances in Augusta (A) ... Batted .357 with a .960 OPS in 37 Arizona League games ... Had a ten-game hitting streak from 8/6-8/22, scoring 12 runs on 15 hits ... Had 15 multi-hit games.

PERSONAL & MISCELLANEOUS

Selected by the Giants in the 12th round of the 2011 June Draft ... Four-year varsity player at Elgin High School (OK) ... Spent two seasons at Seward County Community College ... received honorable mention NJCAA All-American ... Holds school record in single-season runs scored (90) ... Transferred to Texas Tech ... Honored with the ABCA Rawlings Division I Gold Glove Award as a shortstop ... Red Raider Classic Most Outstanding Player in 2011 ... Made Big 12 Commissioner's Academic Honor Roll both semesters of the 2010-2011 year.

TOMLINSON'S CAREER BATTING STATISTICS

Year	Team	League	ORG	AVG	G	AB	R	H	2B	3B	HR	RBI	BB	IBB	SO	SB	CS	OBP	SLG	OPS
2011	AZL Giants	SF		.357	37	140	32	50	10	5	2	26	14	0	22	11	2	.417	.543	.960
2011	Augusta	SAL	SF	.333	2	9	2	3	0	0	0	1	1	0	2	0	0	.400	.333	.733
2012	Augusta	SAL	SF	.224	123	450	57	101	9	4	1	36	53	0	105	36	11	.309	.269	.578
2013	AZL Giants	AZL	SF	.286	7	28	9	8	1	1	1	2	3	0	7	1	1	.355	.500	.855
2013	San Jose	CAL	SF	.276	32	134	13	37	7	0	0	16	12	0	32	5	1	.338	.328	.666
2013	Richmond	EAS	SF	.198	33	96	13	19	5	0	0	4	16	0	27	3	1	.313	.250	.563
	Minor League Totals			.254	234	857	126	218	32	10	4	85	99	0	195	56	16	.334	.329	.663



2014 FLYING SQUIRRELS



RHP Jose Valdez

Height/Weight: 6-7/252
Bats/Throws: Right/Right
Born: August 1, 1988 in Sabana Palenque, DR
Resides: San Cristobal, DR
Acquired: Signed by the Giants as a NDAF June 20th, 2005



THE VALDEZ FILE

Flying Squirrels Debut:
4/4/13 vs. NBR

Last Team:
Richmond Flying Squirrels

CAREER HIGHS:

IP (S): ...6.0 (x3) ...last, 7/9/09 @ YAK
IP (R): ...4.28/12/06 @ AZL
H:87/30/06 @ AZL
BB:68/12/07 @ AZL
SO:7 (x5)last, 7/4/09 vs. TC

Valdez, a towering Dominican-born right-hander, has had trouble adapting to each of the last two levels he has been challenged with. That included Double-A last year, when he spent the entire season in Richmond. After turning things around in 2012 at San Jose (A+), he was expected to serve as the Richmond closer in 2013. However, his erratic nature never allowed him to fulfill that role. After seemingly harnessing his command in 2012, he walked nearly a batter an inning with the Squirrels (48/56.0). He also seemed to lose his nerve at times and compiled an ERA of 7.71. However, the hard-thrower also showed glimpses of overpowering stuff at times, and that should be enough to get another shot at the Eastern League. He figures to be a member of the Richmond bullpen on opening day, with the hope being that he can replicate the success he had in his second tour of the California League. If that is the case he will add to an extremely hard-throwing contingent.

2013

Spent entire season with Richmond (AA) ... Made one start in 38 appearances ... Compiled a 7.71 ERA, 1-1-0 record at home, compared to 2-1-0 with a 3.56 ERA on the road ... Did not allow an earned run in 19 games ... Collected 53 strikeouts in 56.0 innings of work.

2012

Returned to San Jose (A+) with much more success ... Saved seven (7) games in 10 opportunities ... Led California league in SO/9IP (78/57.1) ... Did not allow a run in 34-of-53 appearances ... Posted a 3-0-6, 1.26 ERA at home (28.2 IP, 4ER) and a 3-4-1, 4.40 ERA on the road (28.2, 14ER) ... Saved lone San Jose playoff win with a scoreless inning in game one of the postseason.

2011

Opened the season with San Jose, demoted to Augusta (A) on 8/11 ... Struggled first time in High-A allowing 30 ER in 38 IP (6.98 ERA) ... Allowed six of those runs on 5/18 vs. Modesto ... Despite poor numbers, did not allow an earned run in 23 of the 35 appearances.

2010

Made 40 appearances out of the bullpen for Augusta ... Had two or more strikeouts in 23 of 40 outings ... Struck out five batters in 1.2 innings pitched on 4/13 vs. Savannah ... Did not allow a home run after outing on 4/29 vs. Hagerstown.

2009

Pitched entire season with Salem-Keizer (A-) ... Appeared in 16 games, including five starts ... Struck out 36 batters in 35.1 innings pitched ... Allowed one or fewer runs in 10 of 11 relief outings.

2008

Missed entire season due to Tommy John surgery.

PERSONAL & MISCELLANEOUS

Signed as international free agent by Giants, June 20, 2005 ... Made his domestic debut on 6/23/06 with the AZL Giants.

VALDEZ'S CAREER PITCHING STATISTICS

Year	Team	League	ORG	W	L	PCT	ERA	G	GS	CG	SHO	SV	SVO	IP	H	R	ER	HR	HB	BB	SO	WP	AVG
2005	DSL Giants	DSL	SF	2	1	.667	3.12	10	9	0	0	0	-	34.2	36	15	12	1	4	12	35	3	.275
2006	AZL Giants	AZL	SF	1	3	.250	7.38	12	8	0	0	0	0	39.0	48	36	32	3	5	25	40	6	.304
2007	AZL Giants	AZL	SF	0	4	.000	6.95	11	11	0	0	0	0	33.2	34	28	26	1	6	33	43	8	.262
2008	Injured - Did Not Pitch																						
2009	Salem-Keizer	NOR	SF	3	3	.500	4.33	16	5	0	0	0	0	35.1	24	20	17	2	4	18	36	8	.188
2010	Augusta	SAL	SF	4	3	.571	3.30	40	0	0	0	1	2	60.0	57	26	22	2	4	37	68	8	.263
2011	San Jose	CAL	SF	1	0	1.000	6.98	35	0	0	0	0	0	38.2	47	31	30	4	2	34	44	8	.307
2011	Augusta	SAL	SF	0	0	.000	0.00	12	0	0	0	2	3	13.2	5	1	0	0	0	2	21	0	.109
2012	San Jose	CAL	SF	6	4	.600	2.83	53	0	0	0	7	10	57.1	52	18	18	4	3	28	78	6	.242
2013	Richmond	EAS	SF	3	2	.600	5.46	38	1	0	0	0	1	56.0	64	37	34	2	5	48	53	14	.295
Minor League Totals				20	20	.500	4.67	227	34	0	0	10	16	368.1	367	212	191	19	33	237	418	61	.263

Organization

2014 Flying Squirrels

2013: In Review

History & Records

Eastern League

SF Giants

General Info





2014 FLYING SQUIRRELS

Organization

2014 Flying Squirrels

2013: In Review

History & Records

Eastern League

SF Giants

General Info



LHP Tom Vessella

Height/Weight: 6-6/205
 Bats/Throws: Right/Left
 Born: October 12, 1985 in Van Nuys, CA
 Resides: Burbank, CA
 Acquired: Signed by the Giants as a MLFA
 January 4th, 2011



THE VESSELLA FILE

Flying Squirrels Debut:
4/12/2011 vs. Bowie

Last Team:
Richmond Flying Squirrels

CAREER HIGHS:

IP (S): ... 7.0 8/27/11 vs. ABE
 IP (R): ... 4.0 5/25/08 vs. LCO
 H: ... 10 8/3/07 vs. HVL
 BB: ... 7 8/25/11 vs. STK
 SO: ... 7 6/20/07 @ VER

Three years ago, the Giants saw something they liked in Vessella, a pitcher that had been in the Astros' system only briefly and had also struggled mightily at a pair of independent ball stops. They signed him prior to the 2011 season and began to remake the lefty with his first stop in Richmond (AA). His time with Squirrels' Pitching Coach Ross Grimsley started a journey for Vessella that saw him make stops at every full-season affiliate in the organization. He took giant strides in his second year in the organization in 2012, a season spent entirely in Richmond. He seemed poised for a breakout year in 2013 after again being assigned to the Flying Squirrels, and got off to a phenomenal start to the season. He compiled a 1.08 ERA over his first nine appearances, but things unraveled quickly from there. Over the final four months of the season he conceded an average of .394 and finished the year allowing an overall average of .342. With the crowded bullpen the Squirrels are expected to have, the Whittier Poet may get his chance to get back on track in Fresno (AAA) in 2014.

2013

Spent most of the season with Double-A Richmond and made one appearance in Fresno (AAA) ... Did not suffer a loss until 6/15 ... Went 2-0-2 with a 1.08 ERA after facing 60 batters in the month of April ... Assigned to the disabled list after 1.1 inning outing with the Grizzlies on 7/25 ... Returned to the mound for final game of the Squirrels' season.

2012

Spent entire season in the Richmond bullpen ... Appeared in a career-high 42 games ... Led the league in GO/AO ratio (2.93) for pitchers with at least 50 innings ... Left handers hit .203 (13-64) compared to .269 (35-130) for right-handed batters ... Did not allow a home run after the All-Star break ... Did not allow an earned run in 25 of the 42 outings ... Frequently contributed to TV show "Flying Squirrels Insider."

2011

Pitched for all four full-season affiliates in the Giants organization, Triple-A Fresno, Double-A Richmond, Advanced-A San Jose and Low-A Augusta ... Began the season with the Flying Squirrels and posted a 1-1 record with a 5.54 ERA in four (4) appearances, including three (3) starts ... Struck out 12 batters and issued nine (9) walks in 13 innings pitched ... Sent down to Augusta on 5/2 ... Went 0-1 with an 8.78 ERA in 11 appearances with the Green-Jackets ... Promoted to San Jose on 6/17 ... Went 3-4 with a 4.57 ERA in 18 appearances, including five (5) starts ... Struck out 30 batters and walked 26 in 45.1 innings pitched with San Jose ... Posted a 3-2 mark with a 3.55 ERA in 10 home appearances, including two (2) starts ... Went 0-2 with a 5.85 ERA in eight (8) road appearances, including three (3) starts ... Promoted to Fresno on 9/1 ... Sent down to San Jose on 9/8 ... Allowed two (2) hits and three (3) earned runs in lone playoff appearance for San Jose.

2010

Split the season between two independent league teams, Laredo of the United League and Evansville of the Frontier League ... Began the season with Evansville and went 0-2 with a 7.11 ERA in six (6) appearances with the Otters ... Released by Evansville on 6/7 ... Signed with Laredo on 6/30 ... Went 0-1 with a 7.99 ERA in 31 appearances with the Broncos.

2009

Made two starts with Lake Erie Crushers of the Frontier League ... Went 0-0 with a 7.71 ERA allowing seven (7) runs, six (6) earned on nine (9) hits in seven (7) innings pitched.

2008

Went 1-3 with a 6.83 ERA in six (6) appearances, including five (5) starts with Low-A Lexington in the Astros organization ... Struck out 13 batters and issued six (6) walks in 29 innings pitched ... Tossed four (4) scoreless frames vs. LCO on 5/25.


PERSONAL & MISCELLANEOUS

Originally selected by the Houston Astros in the 11th round of the 2006 June draft ... Attended Whittier (CA) College ... Signed by the Giants as a minor league free agent in January 2011.

VESSELLA'S CAREER PITCHING STATISTICS

Year	Team	League	ORG	W	L	PCT	ERA	G	GS	CG	SHO	SV	SVO	IP	H	R	ER	HR	HB	BB	SO	WP	AVG
2006	Greeneville	APP	HOU	1	5	.167	4.60	13	9	0	0	0	0	43.0	48	25	22	2	1	17	30	5	.286
2007	Tri-City	NYP	HOU	2	7	.222	4.63	15	15	0	0	0	0	72.0	80	46	37	2	6	23	52	9	.281
2008	Lexington	SAL	HOU	1	3	.250	6.83	6	5	0	0	0	0	29.0	38	22	12	6	3	6	13	1	.319
2011	Richmond	EAS	SF	1	1	.500	5.54	4	3	0	0	0	1	13.0	10	8	8	1	2	9	12	0	.222
2011	Augusta	SAL	SF	0	1	.000	8.78	11	0	0	0	0	0	13.1	17	14	13	0	4	10	8	2	.327
2011	San Jose	CAL	SF	3	4	.429	4.57	18	5	0	0	0	0	45.1	55	27	23	2	2	26	30	6	.314
2011	Fresno	PCL	SF	0	0	.000	0.00	1	0	0	0	0	0	0.1	0	0	0	0	0	0	0	0	.000
2012	Richmond	EAS	SF	3	4	.429	4.10	42	0	0	0	2	4	52.2	48	28	24	2	3	28	45	2	.247
2013	Fresno	PCL	SF	0	0	.000	0.00	1	0	0	0	0	0	1.1	0	0	0	0	0	2	2	1	.000
2013	Richmond	EAS	SF	3	3	.500	5.55	33	1	0	0	2	3	47.0	63	31	29	4	3	23	28	3	.342
Minor League Totals				14	28	.333	5.05	144	38	0	0	4	8	317.0	359	201	178	19	24	144	220	29	.293

2014 FLYING SQUIRRELS



1B/3B Angel Vilalona

Height/Weight: 6-3/257
Bats/Throws: Right/Right
Born: August 13, 1990 in La Romana, DR
Resides: La Romana, DR
Acquired: Signed by the Giants as a NDF
 August 16th, 2006



THE VILLALONA FILE

Flying Squirrels Debut:
 7/1/13 @ REA

Last Team:
 Richmond Flying Squirrels

CAREER HIGHS:

Runs:..... 4 5/6/09 vs. BAK
Hits:..... 4 5/6/09 vs. BAK
HR:..... 2 (x2)..... last, 5/28/13 vs. BAK
RBI:..... 5 4/13/08 @ LEX
SB:..... 1 Many

There are reclamation projects, and then there is the story of the 23-year old Villalona. In 2006 he was considered a can't miss phenom in his native Dominican Republic and was receiving a then club-record bonus of 2.1 million dollars from the Giants. In 2009, he was considered the top prospect in the San Francisco system and the best power prospect the organization had produced in a decade. However, following the 2009 season after returning to the Dominican, he was charged with murder. The charges were later dropped, but the legal issues and ensuing VISA problems kept him out of the United States for the next three years. He was finally permitted to return in 2013, and opened the year with San Jose (A+). He showed signs of rust, but also mashed 14 home runs and was named a California mid-season All-Star. When Ricky Oropesa struggled in Richmond, the Giants swapped the pair and Villalona made his Double-A debut. He didn't dominate the level by any means, batting .235, but he also wasn't overmatched. It would stand to reason that Villalona will return to Richmond to open the year, with the hope that he can advance to Fresno (AAA) somewhat quickly.

2013

Split season between San Jose (A+) (73 games) and Richmond (AA) (52 games) ... Batted .229 with 16 doubles and 14 home runs, collecting 42 RBI, before the All-Star Break ... Was a CAL Mid-Season All-Star ... Had a .235 average in Double-A ball ... Went 4-for-6 with two (2) runs scored, a home run and two (2) runs batted in in a doubleheader vs. Bowie on 7/19.

2009

Spent the entire season with San Jose (A+), primarily as a 19-year old ... Hit .267 in 74 games with 9 HR and 42 RBIs ... Rated as the #3 prospect in the Giants system entering the season ... Charged with murder in his native La Romana, Dominican Republic after leaving San Jose due to injury in September, 2009 (Charges were later dropped).

PERSONAL & MISCELLANEOUS

Received a then club-record bonus of 2.1 million dollars to sign with the Giants on August 16, 2006 ... Did not play professional from the end of 2009 season until appearing in the Dominican Summer League in 2012 ... Was denied an American Visa to return to United States prior to the 2012 season despite prevailing in a right-to-work lawsuit ... Invited to his first big league spring training in 2013.

VILLALONA'S CAREER BATTING STATISTICS

Year	Team	League	ORG	AVG	G	AB	R	H	2B	3B	HR	RBI	BB	IBB	SO	SB	CS	OBP	SLG	OPS
2007	AZL Giants	AZL	SF	.285	52	200	40	57	12	3	5	37	15	0	42	1	1	.344	.450	.794
2007	Salem-Keizer	NOR	SF	.167	5	12	1	2	0	0	1	0	0	2	1	0	.231	.167	.398	
2008	Augusta	SAL	SF	.263	123	464	64	122	29	0	17	64	18	3	118	1	2	.312	.435	.747
2009	San Jose	CAL	SF	.267	74	292	47	78	11	0	9	42	9	2	73	0	1	.306	.397	703
2010	Restricted List																			
2011	Restricted List																			
2012	DSL Giants	DSL	SF	.303	44	155	32	47	9	0	7	34	23	4	40	0	0	.430	.497	.927
2013	San Jose	CAL	SF	.229	73	284	37	65	16	0	14	42	15	1	76	0	0	.278	.433	711
2013	Richmond	EAS	SF	.235	52	196	23	46	11	0	8	28	8	0	60	0	0	.273	.413	686
	Minor League Totals			.260	423	1603	244	417	88	3	60	248	88	10	411	3	4	.317	.431	.748



2014 FLYING SQUIRRELS

Organization

2014 Flying Squirrels

2013: In Review

History & Records

Eastern League

SF Giants

General Info



INF Ydwin Villegas

Height/Weight: 5-10/178
 Bats/Throws: Switch/Right
 Born: September 1, 1990 in Valencia, VZ
 Resides: Valencia, VZ
 Acquired: Signed by the Giants as a NOFA February 2nd, 2008



THE VILLEGAS FILE

Flying Squirrels Debut: N/A

Last Team: Fresno Grizzlies

CAREER HIGHS:

Runs: ... 3 (x4) last, 7/7/11 @ CUB
 Hits: 3 Many
 HR: 1 (x2) last, 6/29/11 @ PAD
 RBI: 4 (x2) last, 7/5/13 vs. SAC
 SB: 2 (x2) last, 8/25/09 vs. BRE

Villegas is a 23-year old Venezuelan-born infielder that was signed by the Giants when he was 17 in 2008. He has bounced around the organization the last few years, providing valuable depth through various levels at both shortstop and second base. In 2013, he saw the most playing time in Fresno (AAA), but also appeared in 16 games for San Jose (A+). The glove is the calling card for Villegas, and the teams that he has been a part of have been better for his defense. However, his bat hasn't developed at the same rate, and because of that Villegas hasn't been able to challenge the many prospect middle infielders in the system for playing time. Sometimes all it takes is an opportunity, and the competition for the shortstop and second base spots on the 2014 Richmond roster will be wide-open in spring training. Villegas is a darkhorse candidate for one of those jobs, but there is a better likelihood that if he is a Flying Squirrel it is as a reserve infielder or utility man.

2013

Started season with Advanced-A San Jose (16 games) ... Was assigned to Fresno on 6/11 ... Batted .274 in 39 Triple-A games ... Went 3-for-3 with a run scored and four (4) batted in on 7/5 vs. Sacramento.

2012

Played in 22 games between San Jose (A+) and Fresno (AAA) ... Saw time at shortstop, second base, third base and left field.

2011

Spent time in the Arizona, South Atlantic and Pacific Coast Leagues ... Hit .190 on the season with 18 runs scored.

2010

Played entire season with Augusta (A) ... Batted .226 vs. lefties compared to a .178 average against right-handers ... Collected 11 extra-base hits and 24 RBI during the season.

2009

Spent most of the season with the AZL Giants ... Batted .302 in 40 games ... Finished the year with three appearances with Salem-Keizer, going 3-for-8 (.375) with two (2) RBI.

2008

Played in 67 games for the DSL Giants, all at shortstop ... Had more walks than strikeouts (40/36).

PERSONAL & MISCELLANEOUS

Native of Valencia, Venezuela ... Selected by the San Francisco Giants as a non-drafted free agent on February 22nd, 2008.

VILLEGAS' CAREER BATTING STATISTICS

Year	Team	League	ORG	AVG	G	AB	R	H	2B	3B	HR	RBI	BB	IBB	SO	SB	CS	OBP	SLG	OPS
2008	DSL Giants	DSL	SF	.219	67	219	40	48	7	1	0	25	40	0	36	13	7	.348	.260	.608
2009	AZL Giants	AZL	SF	.302	40	159	28	48	6	1	0	21	9	0	21	12	3	.345	.352	.697
2009	Salem-Keizer	NOR	SF	.375	3	8	1	3	0	0	0	2	1	0	2	0	0	.444	.375	.819
2010	Augusta	SAL	SF	.189	79	264	20	50	9	1	1	24	9	0	55	1	2	.215	.242	.457
2011	Fresno	PCL	SF	.143	17	21	0	3	0	0	0	1	2	0	5	0	0	.217	.143	.360
2011	AZL Giants	AZL	SF	.180	14	50	8	9	2	0	1	5	3	0	7	1	2	.226	.280	.506
2011	Augusta	SAL	SF	.201	38	134	10	27	5	0	0	3	1	0	34	2	1	.212	.239	.451
2012	San Jose	CAL	SF	.235	13	34	3	8	1	0	0	4	1	0	8	0	0	.250	.265	.515
2012	Fresno	PCL	SF	.143	9	21	3	3	2	0	0	0	0	0	7	0	0	.143	.238	.381
2012	San Jose	CAL	SF	.189	16	53	3	10	2	0	0	3	1	0	23	1	0	.204	.226	.430
2013	Fresno	PCL	SF	.274	39	106	10	29	4	2	0	13	9	0	28	0	0	.336	.349	.685
	Minor League Totals			.223	335	1069	126	238	38	5	2	101	76	0	226	30	15	.278	.273	.551

2014 FLYING SQUIRRELS



RHP Casey Weathers

Height/Weight: 6-1/205
Bats/Throws: Right/Right
Born: June 10, 1985 in Elk Grove, CA
Resides: Elk Grove, CA
Acquired: Signed by the Giants as a MLFA December 19th, 2013



THE WEATHERS FILE

Flying Squirrels Debut:
N/A

Last Team:
Tennessee Smokies

CAREER HIGHS:

IP (S): Has Never Started
IP (R): ... 2.0 Many
H: 4 8/29/10 @ VIS
BB: 6 8/21/11 vs. FRI
SO: 4 (x6) last, 6/23/12 @ JAX

Weathers, 28, was the 8th overall selection in the 2007 draft by the Colorado Rockies. Prior to his selection he had been the hard-throwing closer for the Vanderbilt Commodores. The signing of Weathers by the Giants is basically a flyer from the organization. The right-hander has always had electric stuff, as evidenced by his 1.17 strikeout per inning career rate as well as his .195 lifetime average against. However, after having Tommy John Surgery and missing the 2009 season, he was never able to find his command. He has walked nearly a batter per inning for his career as well. He comes off injury again in 2013 but was a no-risk minor league sign for San Francisco. The hope of the organization is that their instructors will be able to get Weathers' command in line, and that he may one day be a diamond-in-the-rough contributor to the big league bullpen. The worst case scenario is that he serves as another hard-throwing option out of either the Richmond or Fresno bullpens. Either is an option at the beginning of the year.

2013

Missed season due to injury.

2012

Made 31 relief appearances for Tennessee (AA) ... Posted 4-2-0 record but struggled with control, walking 53 batters compared to the 29 that were struck out.

2011

Pitched in 44 games for Double-A Tulsa ... Held 220 total batters faced to a .199 average ... Struck out one batter in 0.1 innings pitched to pick up a win on 7/19 @ Springfield ... Named to the AFL Rising Stars roster.

2010

Started the season with Tri-City (short-season) ... Pitched 11.2 innings, allowing no earned runs and striking out 21 before being assigned to Modesto (A+) ... Posted a 0-1-4 record in 20 appearances.

2009

Missed season due to Tommy John surgery.

2008

Spent entire season with Tulsa (AA) ... Was a Texas League Mid-Season All-Star after a first half record of 1-0-1 with a 2.37 ERA and .183 average against ... Was a Futures Game selection ... Struck out 54 batters while walking 28.

2007

Played in 13 games with Asheville (A) ... Posted a 0-1-2 record, holding opponents to a .130 average ... Pitched 1.0 inning for Advanced-A Modesto on 9/2 @ Rancho Cucamonga.

PERSONAL & MISCELLANEOUS

Originally selected by the Detroit Tigers in the 25th round of the 2006 June Draft but did not sign ... Signed with the Colorado Rockies as the 8th overall pick of the 2007 June Draft ... Graduated from Laguna Creek High School (CA) ... Played at Sacramento City College in 2004 and 2005 ... Used as an outfielder as a freshman ... Pitched 42.1 innings in 2005 with a 1-2 record and 3.83 ERA ... Transferred to Vanderbilt University (TN) ... Went 1-1-3 with a 3.33 ERA, striking out 38 and walking 16 ... Pitched for the Bronze Medalist US National Team in the 2008 Summer Olympics, recording a save against Japan ... Signed with the Giants as a minor league free agent on December 19th, 2013.

WEATHERS' CAREER PITCHING STATISTICS

Year	Team	League	ORG	W	L	PCT	ERA	G	GS	CG	SHO	SV	SVO	IP	H	R	ER	HR	HB	BB	SO	WP	AVG
2007	Asheville	SAL	COL	0	1	.000	4.61	13	0	0	0	2	3	13.2	6	7	7	2	1	7	19	5	.130
2007	Modesto	CAL	COL	0	0	.000	0.00	1	0	0	0	0	0	1.0	0	0	0	0	0	2	2	0	.000
2008	Tulsa	TEX	COL	2	1	.667	3.05	44	0	0	0	2	5	44.1	34	18	15	1	5	28	54	8	.210
2009	Injured - Did Not Pitch																						
2010	Tri-City	NOR	COL	0	0	.000	0.00	10	0	0	0	0	0	11.2	2	1	0	0	2	5	21	1	.056
2010	Modesto	CAL	COL	0	1	.000	6.75	20	0	0	0	4	6	18.2	18	14	14	2	1	17	25	4	.250
2011	Tulsa	TEX	COL	2	2	.500	5.32	44	0	0	0	1	45.2	32	31	27	3	7	48	48	15	.199	
2012	Tennessee	SOU	CHC	4	2	.667	6.62	31	0	0	0	0	0	34.0	25	26	25	2	7	53	29	6	.208
2013	Injured - Did Not Pitch																						
Minor League Totals				8	7	.533	4.69	163	0	0	0	8	15	169.0	117	97	88	10	23	160	198	39	.195

Organization

2014 Flying Squirrels

2013: In Review

History & Records

Eastern League

SF Giants

General Info





2014 FLYING SQUIRRELS

Organization

2014 Flying Squirrels

2013: In Review

History & Records

Eastern League

SF Giants

General Info



OF Mac Williamson

Height/Weight: 6-5/240
 Bats/Throws: Right/Right
 Born: July 15, 1990 in Wake Forest, NC
 Resides: Wake Forest, NC
 Acquired: Selected by the Giants in the 3rd Round
 2012 MLB June Draft



THE WILLIAMSON FILE

Flying Squirrels Debut: N/A

Last Team: San Jose Giants

CAREER HIGHS:

Runs: ... 3 (x4)last, 8/29/13 vs.VIS
 Hits: 48/24/13 @ BAK
 HR: ... 2 (x2)last, 7/27/13 @ STK
 RBI: ... 5 (x2)last, 7/27/13 @ STK
 SB: 1Many

The 23-year old Williamson stole the offensive show in his first professional season in 2013. He led San Jose (A+) in nearly ever pertinent offensive category, including walks, which showed his more disciplined approach at the plate. A hulking figure, power to all fields is still his most impressive tool though, and he led the San Francisco system in home runs a year ago (25). Once considered the finest pitching prospect in the state of North Carolina by *Baseball America*, labrum surgery in college set him on his current course as a corner outfielder. Some might dismiss his numbers from the California League last season, citing the struggles of other Giants' prospects who have faltered upon arriving in Richmond. However, Giants' instructors rave about his makeup and claim that the Wake Forest-product will be more ready to handle the Eastern League than any of the other big names that came before him. He will be the Flying Squirrels starting right fielder on opening day, but more importantly he will serve as the anchor in the middle of the Richmond batting order and the Squirrels ability to score runs will rest squarely on his broad shoulders.

2013

Spent entire season with San Jose (A+) ... Dominated nearly every batting category, leading the team in games (136), runs (94), hits (152), home runs (25), RBI (89), and walks (51) ... Had 45 multi-hit games ... Went 3-for-4 with two (2) home runs and five (5) RBI on 7/27 @ Stockton ... Named CAL Player of the Week for week ending 8/25, going 13-for-27, scoring 10 runs, collecting three (3) doubles and four (4) home runs and batting in 12 runs in the six game span ... Committed 7 errors in 238 total chances for a .971 fielding percentage.

2012

Started professional career with the AZL Giants ... Went 3-for-17 (.176) in four games before being assigned to short-season Salem-Keizer ... Collected 25 RBI in 29 games, with eight (8) doubles and seven (7) home runs (.342 average).

PERSONAL & MISCELLANEOUS

Originally drafted by the Boston Red Sox in the 46th round of the 2011 June Draft ... Two-year captain at Wake Forest-Rolesville High School ... Ranked the number one pitching prospect in North Carolina by *Baseball America* in 2008 ... Attended Wake Forest University ... Hit three multi-homer games as redshirt freshman ... Went 2-for-2 with first career grand slam and five RBI on March 15, 2011 ... Hit two grand slams in 2012 before being selected by the Giants in the 3rd round of the 2012 June Draft.

WILLIAMSON'S CAREER BATTING STATISTICS

Year	Team	League	ORG	AVG	G	AB	R	H	2B	3B	HR	RBI	BB	IBB	SO	SB	CS	OBP	SLG	OPS	
2012	AZL Giants	AZL	SF	.176	4	17	4	3	0	0	2	7	2	0	5	0	0	.263	.529	.792	
2012	Salem-Keizer	NOR	SF	.342	29	114	22	39	8	0	7	25	6	0	19	0	0	.392	.596	.988	
2013	San Jose	CAL	SF	.292	136	520	94	152	31	2	25	89	51	3	132	10	1	.375	.504	.879	
Minor League Totals					.298	169	651	120	194	39	2	34	121	59	3	156	10	1	.375	.521	.896



Richmond Flying Squirrels

2014 FLYING SQUIRRELS



c Eliezer Zambrano

Height/Weight: 5-11/195
Bats/Throws: Switch/Right
Born: September 16, 1986 in San Diego, VZ
Resides: San Diego, VZ
Acquired: Signed by the Giants as a NDFB February 9th, 2006



THE ZAMBRANO FILE

Flying Squirrels Debut:
 7/12/2010 @ Altoona

Last Team:
 Richmond Flying Squirrels

CAREER HIGHS:

Runs:...3 (x2).....last, 8/23/09 vs. CSC
Hits:.....4.....8/24/08 @ EUG
HR:.....1 (x3).....last, 4/9/13 @ STK
RBI:.....3 (x2).....last, 6/30/09 @ VAN
SB:.....1.....Many

Zambrano has been a familiar face in the Flying Squirrels' clubhouse over the last four seasons, although many fans probably don't know much about him. He has served as a third catcher on four different occasions, joining the Flying Squirrels from Augusta (A) in 2010, opening the season with them in 2011, spending the entire year in the River City in 2012 and joining the team late in 2013. An organizational catcher for most of his career serving primarily in a bullpen role, the Giants gave Zambrano an opportunity in 2013 when he appeared in 53 games across three levels. He is one of only two players (Daryl Maday) that have been members of every Flying Squirrels team since their arrival in Richmond and he remains highly popular among pitchers for his knowledge during bullpen sessions. There is a good chance he could once again spend a portion of the season as a Squirrel in 2014.

2013

Spent time in Augusta (A), San Jose (A+) and Richmond (AA) ... Batted .242 with a HR and 11 RBI while with San Jose ... Went 2-4 with a double and two (2) runs scored on 6/08 vs. LAN ... Collected three (3) multi-hit games after being sent down to Augusta in July ... Finished the season in Richmond where he batted .273 (3-11) in his five (5) appearances.

2012

Appeared in only 13 games all with Richmond ... Collected three hits vs. Altoona on 4/20 ... Threw out two base runners in six attempts ... Allowed one past ball.

2011

Split the season with the Richmond Flying Squirrels and Low-A Augusta ... Batted .217 in eight games with the Flying Squirrels with 3 RBIs ... Went 2-5 with 2RBIs and a double on 6/12 @NH ... After being sent down, he batted .259 (14-59) in Augusta with a HR and five (5) RBIs.

2010

Split the season with Augusta and the Richmond Flying Squirrels ... Played 31 games and batted .170 15-88 with seven (7) RBIs ... In April batted .250 5-20 with zero homers and one RBI ... In May batted .136 3-22 with two (2) RBIs ... Went 3-4 with one double and one RBI on 4/20 against SAV ... Played five (5) games with the Squirrels and batted .278 (5-18) ... vs. left handed pitchers batted .429 but against right handed pitchers batted .182.

2009

Split the season with San Jose and Augusta ... Played two games for San Jose ... Played 32 games for Augusta and batted .200 (17-85) with a HR and sixteen RBIs ... In July batted .167 (7-42) with a HR and seven RBIs ... In August batted .294 (5-17) ... Played nine (9) games for Augusta and batted .227 (5-22) with two (2) RBIs.

2008

Played the whole season with SAV ... Batted .174 (12-69) with 11 RBIs in 22 games.

2007

Played the whole season with AZL Giants ... Batted .254 15-59 with five (5) RBIs in 20 games ... Batted .324 12-37 with zero homers and two RBIs in 12 home games, but batted .136 3-22 with zero homers and three RBIs in eight games.

PERSONAL & MISCELLANEOUS

Signed by the Giants and is a non drafted free agent on 2/9/2005.

ZAMBRANO'S CAREER BATTING STATISTICS

Year	Team	League	ORG	AVG	G	AB	R	H	2B	3B	HR	RBI	BB	IBB	SO	SB	CS	OBP	SLG	OPS
2006	DSL Giants	SF		.292	45	120	18	35	5	2	0	16	10	0	15	10	5	.346	.367	.713
2007	AZL Giants	AZL	SF	.254	20	59	10	15	2	0	0	5	5	0	6	3	0	.343	.288	.631
2008	Salem-Keizer	NOR	SF	.174	22	69	4	12	3	0	0	11	3	0	16	0	0	.205	.217	.422
2009	San Jose	CAL	SF	.000	2	2	0	0	0	0	0	0	0	0	0	0	0	.000	.000	.000
2009	Salem-Keizer	NOR	SF	.200	32	85	11	17	2	2	1	16	5	0	9	1	2	.245	.306	.551
2009	Augusta	SAL	SF	.227	9	22	3	5	0	0	0	2	3	0	4	0	0	.346	.227	.573
2010	Augusta	SAL	SF	.170	31	88	7	15	2	0	0	7	1	0	23	1	0	.187	.193	.380
2010	Richmond	EAS	SF	.278	5	18	1	5	2	0	0	1	0	0	3	0	0	.278	.389	.667
2011	Richmond	EAS	SF	.217	8	23	4	5	2	0	0	3	1	0	5	0	0	.240	.304	.544
2011	Augusta	SAL	SF	.259	18	54	6	14	3	0	1	5	7	2	5	0	0	.344	.370	.714
2012	Richmond	EAS	SF	.238	13	21	2	5	0	0	0	3	4	0	6	0	0	.385	.238	.623
2013	San Jose	CAL	SF	.242	28	95	5	23	7	0	1	11	6	0	13	0	1	.296	.347	.643
2013	Augusta	SAL	SF	.230	20	61	7	14	0	0	0	6	6	0	10	2	1	.294	.230	.524
2013	Richmond	EAS	SF	.273	5	11	0	3	0	0	0	0	1	0	1	0	0	.333	.273	.606
	Minor League Totals			.231	258	728	78	168	28	4	3	86	52	2	116	17	9	.287	.293	.580





2013: IN REVIEW



2013: IN REVIEW

The fourth installment of Flying Squirrels baseball explored a vast array of emotions that only the National Pastime can provide. Excitement rippled in the River City in early January when the Giants announced veteran manager Dave Machemer would return to lead the Squirrels for his third consecutive season. Mach, along with former MLB All-Star Will Clark and the Giants 2012 World Series trophy arrived in Richmond on January 31st for the third annual Hot Stove Banquet hosted at the Seigel Center. The highly-attended event was once again a huge success, with the proceeds donated to the Paul Keyes Memorial Scholarship Fund. Anticipation for the year mounted as Spring Training came to a close and the buzz around the prospective roster was finalized. For the first time in franchise history, the Squirrels were loaded with a slew of young, offensive-minded prospects, led by third baseman Adam Duvall, second baseman Joe Panik and Virginia-native Jarrett Parker. The Giants complimented this prospect trio with reliable veteran players such as Mark Minicozzi and Javier Herrera. This combination of prospect-potential and proven statesman, led to the most productive offense in team history. Unfortunately, the 2013 Squirrels fell short of the playoffs, and finished in disarray with a 70-72 record.

The range of emotions began early and often in 2013. A sold out crowd arrived at The Diamond early for the Opening Day festivities, however the damp, dreary April 4th evening disappointed as the Squirrels and Rock Cats game was delayed and ultimately suspended in the fourth inning due to rain. History ensued the following day with the franchise's first no-hitter, a seven inning affair authored by newcomer Jack Snodgrass. The lefty Snodgrass worked six scoreless innings in his Double-A debut before being relieved by long-time Squirrels ambassador Daryl Maday. Veteran Maday concluded the momentous evening with a strikeout and sent The Diamond crowd into a roar.

The auspicious Squirrels beginnings soon faded as Richmond was battered during their first road trip, a four game series in Trenton that ended with a 15-1 drubbing at the newly-named Arm & Hammer Park. It was injury to insult in the 15-1 defeat as the Squirrels lost their slugging third baseman, the reigning Eastern League player of the week, Adam Duvall due to a thumb injury. Duvall was off to a torrid start, hitting .378 with two home runs and ten RBIs in his first 11 games. Infielder Mark Minicozzi filled in for Duvall at third base and forced himself into Machemer's everyday lineup for the rest of the season. Richmond managed to stay afloat following the injury as Snodgrass became a household Eastern League name and led the circuit in a variety of pitching categories after his first four outings. Snodgrass and fellow Lefty Ryan Bradley along with returning staff members Justin Fitzgerald, Craig Westcott and Chris Gloor comprised the founding rotation of what would eventually become an unstable pitching staff.

As the weather warmed in Richmond, so too did the promising Squirrels offense. Minicozzi scorched the opposition at the plate and earned the Eastern League Player of the Month Award for May. The 30 year-old Minicozzi suddenly rejuvenated his career with one of the hottest stretches imaginable. Minicozzi batted .427 with five home runs and 25 RBIs in May while the younger talent began to mesh around him in the middle of the lineup. Additionally, Machemer shuffled struggling outfielder Jarrett Parker to the top of the order with resounding success. Parker began to fulfill his second round status potential. On May 26th at Peoples Natural Gas Field in Altoona, Parker homered twice in the same inning. He collected a franchise-record seven RBIs in the contest and homered a combined five times during the four game series. Parker finished the season with 18 homers, a Squirrels single-season record.

The year reached its zenith in early June, as the Squirrels returned to the Diamond for a crucial three-game showdown against the division-leading Erie SeaWolves. Richmond won the first two games of

Organization

2014 Flying Squirrels

2013: In Review

History & Records

Eastern League

SF Giants

General Info



2013: SEASON IN REVIEW (Cont.)

Organization

2014 Flying Squirrels

2013: In Review

History & Records

Eastern League

SF Giants

General Info

the series in front of consecutive sellout crowds and the Squirrels were poised for a series sweep with Chris Gloor on the mound. Gloor was sharp and was supported by Mark Minicozzi's game-tying two-run homer in the sixth inning. The Diamond was dripping with tension as the two teams headed into extra innings. Erie scratched across a run in the top of the tenth inning to regain a 4-3 lead. Richmond needed a spark, and received one from the struggling slugger Ricky Oropesa in the form of a game-tying solo homerun to right field. Two batters later, with the bases empty and two outs, Jarrett Parker slowly strolled to the batter's box. Parker delivered an inspiring and unforgettable home run to right-center field, launching the Squirrels into a first place tie in the Western Division.

The season somehow spiraled out of control soon after the iconic Parker home run. Richmond attempted to stay afloat following multiple pitching promotions to Triple-A Fresno. The Giants finally afforded rotation mainstay Justin Fitzgerald an opportunity at the next level. Fitzgerald was never fully replaced in the rotation and he was joined in Fresno by fan-favorite Daryl Maday and hard-throwing veteran right hander Fabio Castillo. With the bullpen depleted, the rotation slowed as well, despite a solid 1-2 punch from Snodgrass and Chris Gloor. Woes also felled the offense as slugger Ricky Oropesa struggled and was eventually sent down to San Jose. The team lost a franchise-record seven consecutive games in June while falling to 11-17 in the month.

Richmond pitching had never struggled like this. The Squirrels, usually known as one of the best staffs in the Eastern League, featured an abysmal 5.44 ERA in July. Injuries played a significant role in the team's scuffles as All-Star catcher Andrew Susac missed significant playing time due to finger and shoulder issues. The pitching staff had trouble finding a consistent rotation of starters and struggled to throw strikes. Despite the mid-season doldrums, the Squirrels proudly sent seven players to the Eastern League All-Star game in New Britain, with outfielder Javier Herrera taking home All-Star MVP honors. Herrera along with Susac, 2B Joe Panik, INF Mark Minicozzi, RHP Edwin Quirarte, LHP Jack Snodgrass and LHP Phil McCormick received All-Star recognition. The month of July also featured the franchise's first MLB rehab assignment. On July 30th RHP Ryan Vogelsong arrived in Richmond and the tone and tenure of the season was suddenly trending upwards once again.

A broken hand in May led to Vogelsong missing significant time in the Giants rotation. The well-traveled righty was attempting to work his way back to the Majors while San Francisco happened to make an East Coast trip to Philadelphia and Tampa Bay. The unique set of circumstances allowed Vogelsong to suit up for Richmond and on July 30th he earned the win in his debut with five shutout innings over Portland. Vogelsong steadied a tilting ship and the Squirrels managed to rattle off 15 wins in 17 games. A trip to the playoffs was once again a realistic outcome heading into the dog days of August.

The cresting wave left behind by Vogelsong and his Major League presence reached its high-water mark on August 16th with a win over Bowie. The Squirrels were suddenly 60-65, one game out of first place and seemingly gaining steam. The arrival of three young pitching prospects, LHP Edwin Escobar, LHP Josh Osich and RHP Cody Hall, bolstered a tired staff mid-season. The trio arrived in Richmond in early July and quickly solidified themselves as mainstays by mid-August. Hard-throwers Hall and Osich were able to spell All-Star relievers McCormick and Quirarte and allowed Dave Machemer to more efficiently utilize his bullpen. The sidearm duo of McCormick and Quirarte appeared in 58 and 56 games respectively, setting the top two records for most games in one season.

The arduous journey of 142 games mounted as the season came to a close. All-Star catcher Andrew Susac was still out with injury and eventually the Giants shut him down for the year at the end of July. The team sputtered, unable to finish close games, and faded out of contention. Heading into a crucial series against Reading, the Squirrels lost three late inning leads in heart-breaking fashion to seal their fate. The Squirrels were not destined for the postseason.

Disappointment in the season's end was soon transformed into a reflection of a positive year both on and off the field. The core group of Giants prospects had proven their worth at the Double-A level. Veterans Javier Herrera and Mark Minicozzi resurrected their once promising careers and the Squirrels led at the box office in the Eastern League once again. The front office announced a franchise-best six sell out games during the 2013 campaign and once again over 434,000 fans were entertained with life-long memories.

2013: IN REVIEW



EASTERN LEAGUE FINAL 2013 STANDINGS

WESTERN DIVISION

TEAM	W	L	PCT	GB	HOME	AWAY	DIV
Harrisburg Senators #	77	65	.542	-	37-35	40-30	46-32
Erie SeaWolves @	76	66	.535	1.0	42-29	34-37	53-35
Bowie Baysox	71	71	.500	6.0	40-30	31-41	46-48
Richmond Flying Squirrels	70	72	.493	7.0	40-31	30-41	38-42
Akron Aeros	68	73	.482	8.5	35-36	33-37	39-46
Altoona Curve	63	79	.444	14.0	33-38	30-41	35-54

- Division Winner @ - Wild Card Entrant

EASTERN DIVISION

TEAM	W	L	PCT	GB	HOME	AWAY	DIV
Binghamton Mets #	86	55	.610	-	44-28	42-27	45-28
Trenton Thunder @	74	67	.525	12.0	43-27	31-40	39-38
New Hampshire Fisher Cats	68	72	.486	17.5	33-37	35-35	56-48
Portland Sea Dogs	68	73	.482	18.0	32-38	36-35	54-50
New Britain Rock Cats	66	76	.465	20.5	29-41	37-35	34-48
Reading Fightin Phils	62	80	.437	24.5	34-37	28-43	27-43

- Division Winner @ - Wild Card Entrant

Composite Club Standings

Binghamton	86	55	.610	-
Harrisburg	77	65	.542	9.5
Erie	76	66	.535	10.5
Trenton	74	67	.525	12.0
Bowie	71	71	.500	15.5
Richmond	70	72	.493	16.5
N. Hampshire	68	72	.486	17.5
Akron	68	73	.482	18.0
Portland	68	73	.482	18.0
New Britain	66	76	.465	20.5
Altoona	63	79	.444	23.5
Reading	62	80	.437	24.5

The Binghamton Mets used a combination of powerful veterans and exciting prospects to post the league's best record, doing so in dominating fashion in the Eastern Division.



2013 EL Playoff Results

Fueled by the league's top pitching staff, the Harrisburg Senators returned to the postseason after a year absence. Offensively the Senators were the poorest team in the circuit, but their wealth of arms allowed them to narrowly hold off the Erie SeaWolves for the regular season division title. Pitching also won out in the Western Division Championship Series, which the Sens claimed, 3-1, over Erie.

In the East, the Binghamton Mets ran away from the field early in the season to end a lengthy playoff drought. The B-Mets glided to the regular season division title by 9.5 games. The rest of the teams in the division battled for second place, but everyone except Trenton faded to the finish. Without their MVP Cesar Puello, the B-Mets were swept aside by the Thunder, 3-0.

**Harrisburg Defeats Erie, 3-1
(Western Divisional Series)**

**Trenton Defeats Binghamton, 3-0
(Eastern Divisional Series)**

**Trenton Defeats Harrisburg, 3-0
(Eastern League Championship Series)**

The Thunder turned into a playoff buzzsaw, not dropping a game as they swept through Binghamton and ultimately Harrisburg for their third organizational title.





2013: IN REVIEW

Organization

2014 Flying Squirrels

2013: In Review

History & Records

Eastern League

SF Giants

General Info

2013 EASTERN LEAGUE AWARD WINNERS

Eastern League Most Valuable Player.....	Allan Dykstra, BNG
Eastern League Rookie of the Year.....	Alex Dickerson, ALT
Eastern League Pitcher of the Year.....	Anthony Ranaudo, POR
Eastern League Post-Season Most Valuable Player.....	Ali Castillo, TRN
Eastern League Manager of the Year.....	Pedro Lopez, BNG

2013 EASTERN LEAGUE POSTSEASON ALL-STAR TEAM

RHSP	Anthony Ranaudo, POR	SS	Danny Santana, NBR
LHSP	Jack Snodgrass, RIC	DH	Jesus Aguilar, AKR
RP	Jeff Walters, BNG	OF	Alex Dickerson, ALT
C	Josmil Pinto, NBR	OF	Javier Herrera, RIC
1B	Allan Dykstra, BNG	OF	Carlos Moncrief, AKR
2B	Hernan Perez, ERI	UTIL	Caleb Joseph, BOW
3B	Mark Minicozzi, RIC		

2013 EASTERN LEAGUE MID-SEASON ALL-STARS

Eastern Division: (Pitchers) A.J. Achter, NBR; Jesse Biddle, REA; Drake Britton, POR; Edgar Ibarra, NBR; Tommy Kahnle, TRE; Will Latimer, POR; Trevor May, NBR; Sean Nolin, NHM; Anthony Ranaudo, POR; Seth Rosin, REA; Nik Turley, TRE; Logan Verrett, BNG; Marcus Walden, NHM; Jeff Walters, BNG (**Catchers**) Josmil Pinto, NBR; Matt Spring, POR; Christian Vazquez, POR (**Infielders**) Michael Almanzar, POR; Albert Cartwright, REA; Allan Dykstra, BNG; Jim Murphy, REA; Kevin Nolan, NHM; Josh Rodriguez, BNG; Danny Santana, NBR (**Outfielders**) Tyler Austin, TRE; Ramon Flores, TRE; Brad Glenn, NHM; Daniel Ortiz, NBR; Cesar Puello, BNG.

Western Division: (Pitchers) Austin Adams, AKR; Aaron Barrett, HAR; Paul Demny, HAR; Jose Flores, AKR; Jason Gurka, BOW; Ethan Hollingsworth, ALT; Taylor Jordan, HAR; **Phil McCormick, RIC**; Toru Muratu, AKR; Matt Packer, AKR; **Edwin Quirarte, RIC**; Casey Sadler, ALT; Warwick Saupold, ERI; **Jack Snodgrass, RIC**; Will Startup, ERI; Jameson Taillon, ALT; Mike Wright, BOW (**Catchers**) Caleb Joseph, BOW; James McCann, ERI; **Andrew Susac, RIC (Infielders)** Jesus Aguilar, AKR; Jarek Cunningham, ALT; Josh Johnson, HAR; Ty Kelly, BOW; **Mark Minicozzi, RIC**; **Joe Panik, RIC**; Hernan Perez, ERI; Niuman Romero, BOW; Adalberto Santos, ALT (**Outfielders**) Brian Goodwin, HAR; **Javier Herrera, RIC**; Carlos Moncrief, AKR; Steven Souza, HAR; Henry Urrutia, BOW

2013 EASTERN LEAGUE WEEKLY AWARD WINNERS

Batters

April 4-15.....	Adam Duvall, RIC
April 15-22.....	Kyle Roller, TRE
April 22-29.....	Chun-Hsiu Chen, AKR
April 19-May 6.....	Tyler Collins, ERI
May 6-13.....	Anthony Rendon, HAR
May 13-20.....	Cory Vaughn, BNG
May 20-27.....	Mark Minicozzi, RIC
May 27-June 3.....	Brandon Waring, BOW
June 3-10.....	Cesar Puello, BNG
June 10-17.....	Caleb Joseph, BOW
June 17-24.....	Jim Murphy, REA
June 24-July 1.....	Brad Glenn, NHM
July 1-8.....	Daniel Muno, BNG
July 8-15.....	Alex Dickerson, ALT
July 15-22.....	Steven Souza Jr., HAR
July 22-29.....	Alex Dickerson, ALT
July 29-August 5.....	Jamie Johnson, ERI
August 5-12.....	Miguel Sano, NBR
August 12-19.....	Gabe Jacobo, NHM
August 19-26.....	Eddie Rosario, NBR
August 26-September 3.....	J.C. Linares, POR

Pitchers

April 4-15.....	Chris Martin, POR
April 15-22.....	Nathan Karns, HAR
April 22-29.....	Jesse Biddle, REA
April 19-May 6.....	Danny Salazar, AKR
May 6-13.....	Paul Demny, HAR
May 13-20.....	Marcus Walden, NHM
May 20-27.....	Seth Rosin, REA
May 27-June 3.....	Caleb Clay, HAR
June 3-10.....	Drake Britton, POR
June 10-17.....	Taylor Jordan, HAR
June 17-24.....	Logan Darnell, NBR
June 24-July 1.....	Eddie Gamboa, BOW
July 1-8.....	Drew VerHagen, ERI
July 8-15.....	Virgil Vasquez, NBR
July 15-22.....	Ryan Tepera, NHM
July 22-29.....	Noah Syndergaard, BNG
July 29-August 5.....	Edwin Escobar, RIC
August 5-12.....	Mark Cohoon, BNG
August 12-19.....	Keith Couch, POR
August 19-26.....	Darin Gorski, BOW
August 26-September 3.....	Eduardo Rodriguez, BOW

2013: IN REVIEW



EASTERN LEAGUE FINAL 2013 TEAM BATTING STATISTICS

TEAM	AVG	G	AB	R	H	2B	3B	HR	RBI	HBP	BB	IBB	SO	SB	CS	SLG	OBP
Bowie	.274	142	4765	697	1305	267	20	105	646	39	518	8	1001	91	38	.404	.347
Akron	.268	141	4896	654	1314	255	41	96	593	38	466	8	909	127	53	.396	.334
Erie	.259	142	4714	621	1220	270	31	80	571	69	463	6	1103	122	56	.380	.332
New Hampshire	.255	140	4759	640	1214	272	22	126	599	43	517	7	1010	81	45	.401	.332
New Britain	.254	142	4716	637	1200	248	35	112	595	73	456	10	1074	83	44	.393	.327
Binghamton	.253	141	4545	668	1152	239	25	115	604	79	542	11	1161	132	51	.393	.340
Portland	.253	141	4690	640	1187	250	42	91	578	60	519	10	1088	149	61	.383	.333
Altoona	.252	142	4591	569	1157	218	44	94	520	62	437	18	1026	146	65	.380	.323
Richmond	.252	142	4628	611	1164	243	19	109	577	75	510	9	1115	77	43	.383	.333
Reading	.249	142	4692	585	1170	211	42	132	524	72	344	16	1118	111	51	.397	.308
Trenton	.245	141	4681	609	1147	235	28	88	558	67	494	6	1117	77	31	.364	.324
Harrisburg	.242	142	4585	602	1110	221	35	101	542	53	521	7	1090	89	43	.372	.324

EASTERN LEAGUE 2013 BATTING LEADERS

BATTING AVERAGE*	HITS	WALKS	OBP*
(Min. 378 PA)			(Min. 378 PA)
Mark Minicozzi, RIC .309	Danny Santana, NBR	160 Allan Dykstra, BNG	102 Allan Dykstra, BNG .436
Josmil Pinto, NBR .308	Caleb Joseph, BOW	155 Jamie Johnson, ERI	101 Jamie Johnson, ERI .420
Hernan Perez, ERI .301	Javier Herrera, RIC 142	Daniel Muno, BNG	92 Josmil Pinto, NBR .411
Caleb Joseph, BOW .299	Three Others Tied	139 Ryan Schimpf, NHM	79 Mark Minicozzi, RIC .400
Danny Santana, NBR .297		Travis Shaw, POR	78 Kyle Hudson, BOW .386

GAMES	DOUBLES	INTENTIONAL WALKS	SLG*
			(Min. 378 PA)
Jim Murphy, REA 139	Javier Herrera, RIC 37	Jim Murphy, REA 6	Allan Dykstra, BNG .503
Joe Panik, RIC 137	Alex Dickerson, ALT 36	Mel Rojas, ALT 5	Alex Dickerson, ALT .494
Ramon Flores, TRE 136	Reynaldo Rodriguez, NBR 33	Alex Dickerson, ALT 4	Caleb Joseph, BOW .494
Wade Gaynor, ERI 136	Wade Gaynor, ERI 31	Six Others Tied 3	Javier Herrera, RIC .485
Ryan Lollis, RIC 136	Caleb Joseph, BOW 31		Reynaldo Rodriguez, NBR .482

AT-BATS	TRIPLES	STRIKEOUTS	OPS*
			(Min. 378 PA)
Danny Santana, NBR 539	Brian Goodwin, HAR 11	James Robbins, ERI 171	Allan Dykstra, BNG .938
Ramon Flores, TRE 534	Danny Santana, NBR 10	Jarrett Parker, RIC 161	Josmil Pinto, NBR .892
Joe Panik, RIC 522	Mel Rojas, ALT 9	Wade Gaynor, ERI 153	Javier Herrera, RIC .861
Tyler Holt, AKR 521	Zach Collier, REA 9	Kyle Roller, TRE 143	Mark Minicozzi, RIC .844
Caleb Joseph, BOW 518	Tyler Holt, AKR 9	Ryan Schimpf, NHM 138	Caleb Joseph, BOW .840

TOTAL BASES	HOME RUNS	STOLEN BASES	EXTRA-BASE HITS
Caleb Joseph, BOW 256	Jim Murphy, REA 23	Jose Ramirez, AKR 38	Reynaldo Rodriguez, NBR 58
Jim Murphy, REA 235	Ryan Schimpf, NHM 23	Darrell Celiliani, BNG 31	Alex Dickerson, ALT 56
Javier Herrera, RIC 233	Brandon Waring, BOW 23	Danny Santana, NBR 30	Javier Herrera, RIC 56
Carlos Moncrief, AKR 230	Caleb Joseph, BOW 22	Tyler Holt, AKR 28	Caleb Joseph, BOW 55
Alex Dickerson, ALT 223	Three Others Tied 21	Jamie Johnson, ERI 27	Two Others Tied 50

RUNS	RBI	CAUGHT STEALING	HIT BY PITCH
Daniel Muno, BNG 86	Jesus Aguilar, AKR 105	Jose Ramirez, AKR 16	Albert Cartwright, REA 16
Tyler Holt, AKR 83	Caleb Joseph, BOW 97	Danny Santana, NBR 13	Cesar Puello, BNG 16
Brian Goodwin, HAR 82	Jim Murphy, REA 83	Shannon Wilkerson, POR 13	Jarrett Parker, RIC 15
Ramon Flores, TRE 79	Allan Dykstra, BNG 82	Four Others Tied 11	Kyle Roller, TRE 12
Jose Ramirez, AKR 78	Michael Almanzar, POR 81		Two Others Tied 11

Organization

2014 Flying Squirrels

2013: In Review

History & Records

Eastern League

SF Giants

General Info





2013: IN REVIEW

EASTERN LEAGUE FINAL 2013 PITCHING STATISTICS

TEAM	W-L	PCT	ERA	G	GS	CG	SHO	SV	IP	H	R	ER	HR	SAC	SF	HB	BB	IBB	SO	WP	BK
Harrisburg	77-65	.542	3.43	142	142	9	15	42	1237.0	1139	533	471	101	41	36	73	391	12	1168	71	5
Binghamton	86-55	.610	3.53	141	141	3	13	44	1225.1	1136	560	481	93	39	36	49	419	13	1185	63	11
Trenton	74-67	.525	3.63	141	141	2	9	35	1225.2	1137	577	494	85	32	35	72	597	17	1151	87	12
Portland	68-73	.482	3.90	141	141	5	8	34	1234.2	1193	634	535	106	31	42	47	471	5	1126	87	5
Altoona	63-79	.444	3.92	142	142	2	10	33	1212.2	1164	614	528	97	40	41	58	480	10	975	57	7
Bowie	71-71	.500	3.96	142	142	6	9	42	1227.1	1183	620	540	98	32	36	64	467	8	1099	80	10
Erie	76-66	.535	4.08	142	142	7	5	39	1227.2	1226	630	557	141	28	41	50	445	3	868	75	8
New Britain	66-76	.465	4.25	142	142	8	12	36	1236.2	1282	673	584	105	37	29	65	452	7	1000	80	12
New Hampshire	68-72	.486	4.25	140	140	4	9	32	1240.2	1234	669	586	102	38	40	68	462	14	1150	80	7
Akron	68-73	.482	4.31	141	141	0	6	34	1259.2	1251	687	603	108	36	38	73	480	10	1150	81	9
Richmond	70-72	.493	4.32	142	142	1	15	41	1219.0	1221	661	585	91	64	42	55	559	9	955	84	11
Reading	62-80	.437	4.46	142	142	3	4	32	1222.0	1174	675	605	122	45	48	56	564	8	985	75	16

EASTERN LEAGUE 2013 BATTING LEADERS

WINS		COMPLETE GAMES		HITS		STRIKEOUTS	
Matt Packer, AKR	12	Nathan Karns, HAR	3	Marcus Walden, NHM	184	Trevor May, NBR	159
Jack Snodgrass, RIC	12	12 Others Tied	2	Matt Packer, AKR	172	Nathan Karns, HAR	155
Logan Verrett, BNG	12			Chris Gloor, RIC	163	Jesse Biddle, REA	154
Four Others Tied	11			Craig Westcott, RIC	158	Deck McGuire, NHM	143
				Mike Wright, BOW	152	Nik Turley, TRE	137
LOSSES		SHUTOUTS		RUNS		WHIP	
Jesse Biddle, REA	14	Taylor Jordan, HAR	2	Devin Jones, BOW	95	Logan Verrett, BNG	1.14
Marcus Walden, NHM	14	Trevor May, NBR	2	Deck McGuire, NHM	90	Jack Snodgrass, RIC	1.17
David Bromberg, ALT	12			Matt Crouse, ERI	79	Nathan Karns, HAR	1.18
Craig Westcott, RIC	12			Trevor May, REA	79	Casey Sadler, ALT	1.21
Three Others Tied	11			David Buchanan, REA	78	Seth Rosin, REA	1.22
ERA		SAVES		EARNED RUNS		HOLDS	
(Min. 112.0 IP)							
Nathan Karns, HAR	3.26	Jeff Walters, BNG	38	Deck McGuire, NHM	85	Phil McCormick, RIC	14
Mike Wright, BOW	3.26	Aaron Barrett, HAR	26	Devin Jones, BOW	80	Chase Huchingson, BNG	13
Matt Packer, AKR	3.27	Justin Souza, ERI	19	Trevor May, NBR	76	Danny Burawa, TRE	11
Warwick Saupold, ERI	3.28	Jose Flores, AKR	16	Matt Crouse, ERI	72	Adam Kolarek, BNG	10
Casey Sadler, ALT	3.31	Luis Sanz	16	David Buchanan, REA	70	Three Others Tied	9
GAMES		GAMES FINISHED		HOME RUNS		AVERAGE AGAINST	
Jose Flores, AKR	59	Jose Flores, AKR	53	Victor Larez, ERI	25	Jesse Biddle, REA	.210
Phil McCormick, RIC	58	Jeff Walters, BNG	52	Matt Crouse, ERI	21	Nathan Karns, HAR	.224
Edwin Quirarte, RIC	56	Aaron Barrett, HAR	42	Logan Verrett, BNG	21	Nik Turley, TRE	.230
Jeff Walters, BNG	53	Tommy Kahnle, TRE	35	Toru Muratu, AKR	18	David Bromberg, ALT	.240
Aaron Barrett, HAR	51	Luis Sanz, ALT	35	Devin Jones, BOW	17	Jack Snodgrass, RIC	.241
GAMES STARTED		INNINGS PITCHED		WALKS		STRIKEOUTS/9 IP	
Jesse Biddle, REA	27	Marcus Walden, NHM	162.1	Jesse Biddle, REA	82	Nathan Karns, HAR	10.52
Trevor May, NBR	27	Deck McGuire, NHM	157.1	Nik Turley, TRE	73	Jesse Biddle, REA	10.02
Craig Westcott, RIC	27	Chris Gloor, RIC	156.1	Trevor May, NBR	67	Trevor May, NBR	9.44
Five Others Tied	26	Matt Packer, AKR	154.0	Deck McGuire, NHM	59	Nik Turley, TRE	8.93
		Trevor May, NBR	151.2	Autin Wright, REA	59	Mike Wright, BOW	8.52

Organization

2014 Flying Squirrels

2013: In Review

History & Records

Eastern League

SF Giants

General Info



2013: IN REVIEW



FLYING SQUIRRELS' FINAL 2013 BATTING STATISTICS

BATTERS	AVG	G	AB	R	H	2B	3B	HR	RBI	BB	IBB	SO	SB	CS	OBP	SLG	OPS	E
Adrianza, Ehire	.240	73	250	31	60	12	0	2	23	31	0	45	11	6	.331	.312	.643	6
Ciriaco, Juan	.250	25	56	5	14	0	0	2	5	2	0	7	0	0	.276	.357	.633	1
Duvall, Adam	.252	105	385	61	97	23	4	17	58	35	2	72	2	1	.320	.465	.785	18
Herrera, Javier	.296	131	480	70	142	37	3	16	74	57	0	117	23	8	.376	.485	.861	1
Krill, Brett	.258	85	225	27	58	10	0	2	28	11	0	55	3	1	.313	.329	.642	2
La Torre, Tyler	.138	26	80	6	11	2	0	1	9	10	0	26	0	0	.233	.200	.433	3
Lollis, Ryan	.267	136	469	60	125	24	2	8	57	50	2	61	6	3	.345	.377	.722	5
Minicozzi, Mark	.309	128	443	74	137	30	0	10	66	62	2	123	3	1	.400	.445	.844	13
Moss, Brad	.200	5	5	1	1	1	0	0	0	0	0	2	0	0	.200	.400	.600	0
Navarro, Jesus	.200	17	35	3	7	4	0	0	6	3	0	16	0	0	.282	.314	.596	1
Oropesa, Ricky	.207	66	241	19	50	6	0	6	23	15	1	74	0	0	.255	.307	.562	6
Panik, Joe	.257	137	522	64	134	27	4	4	57	58	1	68	10	5	.333	.347	.680	9
Parker, Jarrett	.245	131	444	72	109	18	5	18	57	60	0	161	13	11	.355	.430	.785	5
Relaford, Travious	.188	32	69	10	13	1	0	0	5	12	0	22	0	3	.325	.203	.528	3
Stromsmoe, Skyler	.263	48	118	19	31	7	1	1	5	10	0	15	1	3	.328	.364	.693	6
Susac, Andrew	.256	84	262	32	67	17	0	12	46	42	0	68	1	0	.362	.458	.820	5
Tomlinson, Kelby	.198	33	96	13	19	5	0	0	4	16	0	27	3	1	.313	.250	.563	3
Villalona, Angel	.235	52	196	23	46	11	0	8	28	8	0	60	0	0	.273	.413	.686	6
Wagner, Mark	.172	47	122	7	21	5	0	1	13	16	1	33	1	0	.277	.238	.514	1
Zambrano, Eliezer	.273	5	11	0	3	0	0	0	0	1	0	1	0	0	.333	.273	.606	0
Team Total	.252	142	4628	611	1164	243	19	109	577	510	9	1115	77	43	.333	.383	.716	122

FLYING SQUIRRELS' FINAL 2013 INDIVIDUAL BATTING LEADERS

BATTING AVERAGE*		HITS		WALKS		OBP*	
(Min. 378 PA)						(Min. 378 PA)	
Mark Minicozzi	.309	Javier Herrera	142	Mark Minicozzi	62	Mark Minicozzi	.400
Javier Herrera	.296	Mark Minicozzi	137	Jarrett Parker	60	Javier Herrera	.376
Ryan Lollis	.267	Joe Panik	134	Joe Panik	58	Jarrett Parker	.355
Joe Panik	.257	Ryan Lollis	125	Javier Herrera	57	Ryan Lollis	.345
Adam Duvall	.252	Jarrett Parker	109	Ryan Lollis	50	Joe Panik	.333

GAMES		DOUBLES		INTENTIONAL WALKS		SLG*	
						(Min. 378 PA)	
Joe Panik	137	Javier Herrera	37	Mark Minicozzi	2	Javier Herrera	.485
Ryan Lollis	136	Mark Minicozzi	30	Ryan Lollis	2	Adam Duvall	.465
Javier Herrera	131	Joe Panik	27	Adam Duvall	2	Mark Minicozzi	.445
Jarrett Parker	131	Ryan Lollis	24	Three Others Tied	1	Jarrett Parker	.430
Mark Minicozzi	128	Adam Duvall	23			Ryan Lollis	.377

AT-BATS		TRIPLES		STRIKEOUTS		OPS*	
						(Min. 378 PA)	
Joe Panik	522	Jarrett Parker	5	Jarrett Parker	161	Javier Herrera	.861
Javier Herrera	480	Joe Panik	4	Mark Minicozzi	123	Mark Minicozzi	.844
Ryan Lollis	469	Adam Duvall	4	Javier Herrera	117	Adam Duvall	.785
Jarrett Parker	444	Javier Herrera	3	Ricky Oropesa	74	Jarrett Parker	.785
Mark Minicozzi	443	Ryan Lollis	2	Adam Duvall	72	Ryan Lollis	.722

PLATE APPEARANCES		HOME RUNS		STOLEN BASES		EXTRA-BASE HITS	
Joe Panik	599	Jarrett Parker	18	Javier Herrera	23	Javier Herrera	56
Javier Herrera	557	Adam Duvall	17	Jarrett Parker	13	Adam Duvall	44
Ryan Lollis	539	Javier Herrera	16	Ehire Adrianza	11	Jarrett Parker	41
Jarrett Parker	524	Andrew Susac	12	Joe Panik	10	Mark Minicozzi	40
Mark Minicozzi	518	Mark Minicozzi	10	Ryan Lollis	6	Joe Panik	35

RUNS		RBI		CAUGHT STEALING		HIT BY PITCH	
Mark Minicozzi	74	Javier Herrera	74	Jarrett Parker	11	Jarrett Parker	15
Jarrett Parker	72	Mark Minicozzi	66	Javier Herrera	8	Mark Minicozzi	8
Javier Herrera	70	Adam Duvall	58	Ehire Adrianza	6	Ryan Lollis	8
Joe Panik	64	Three Others Tied	57	Joe Panik	5	Brett Krill	8
Adam Duvall	61			Ryan Lollis	3	Javier Herrera	7

Organization

2014 Flying Squirrels

2013: In Review

History & Records

Eastern League

SF Giants

General Info



2013: IN REVIEW

FLYING SQUIRRELS' FINAL 2013 PITCHING STATISTICS

PITCHERS	W	L	ERA	G	GS	CG	SHO	SV	SVO	IP	H	R	ER	HR	HB	BB	SO	AVG
Bowlin, Drew	4	3	4.87	32	0	0	0	0	2	44.1	36	25	24	4	2	24	33	.221
Bradley, Ryan	0	6	6.37	23	11	0	0	1	1	65.0	100	59	46	7	3	34	37	.361
Castillo, Fabio	2	2	3.34	14	2	0	0	0	0	32.1	25	15	12	1	0	17	44	.205
Escobar, Edwin	5	4	2.67	10	10	0	0	0	0	54.0	44	18	16	2	2	13	54	.219
Fitzgerald, Justin	3	0	1.09	6	6	0	0	0	0	33.0	30	6	4	2	3	8	41	.233
Gloor, Chris	9	7	4.03	26	26	0	0	0	0	156.1	163	77	70	16	2	41	121	.271
Hall, Cody	2	2	2.39	20	0	0	0	8	11	26.1	17	8	7	4	2	8	27	.181
Javier, Omar	4	0	5.58	27	2	0	0	0	1	50.0	55	32	31	7	1	28	45	.282
Maday, Daryl	1	1	2.84	26	0	0	0	13	17	25.1	21	8	8	0	2	9	20	.223
McCormick, Phil	4	5	3.97	58	0	0	0	3	6	56.2	49	32	25	3	5	34	57	.234
Osich, Josh	2	3	4.85	22	0	0	0	3	4	29.2	26	16	16	2	0	12	28	.241
Quirarte, Edwin	3	5	2.61	56	0	0	0	10	13	72.1	66	22	21	2	5	28	44	.253
Rogers, Taylor	5	9	5.43	26	18	0	0	1	1	104.1	108	73	63	5	4	56	70	.266
Shuman, Scott	0	0	9.51	28	0	0	0	0	0	23.2	15	28	25	0	0	42	39	.179
Snodgrass, Jack	12	4	3.70	25	25	1	0	0	0	141.0	126	64	58	10	8	39	81	.241
Stromsmoe, Skyler	0	0	9.00	3	0	0	0	0	0	2.0	3	2	2	0	0	1	0	.333
Teller, Carlos	1	4	5.64	11	11	0	0	0	0	44.2	42	30	28	7	3	36	33	.259
Valdez, Jose	3	2	5.46	38	1	0	0	0	1	56.0	64	37	34	2	5	48	53	.295
Vessella, Tom	3	3	5.55	33	1	0	0	2	3	47.0	63	31	29	4	3	23	28	.342
Vogelsong, Ryan	2	0	0.82	2	2	0	0	0	0	11.0	10	1	1	1	0	2	8	.256
Westcott, Craig	5	12	4.19	27	27	0	0	0	0	144.0	158	77	67	12	5	56	92	.282
Team Total	70	72	4.32	142	142	1	15	41	60	1219.0	1221	661	585	91	55	559	955	.263

FLYING SQUIRRELS' FINAL 2013 INDIVIDUAL PITCHING LEADERS

WINS	COMPLETE GAMES	HITS	STRIKEOUTS
Jack Snodgrass	12	Chris Gloor	163
Chris Gloor	9	Craig Westcott	158
Edwin Escobar	5	Jack Snodgrass	126
Taylor Rogers	5	Taylor Rogers	108
Craig Westcott	5	Ryan Bradley	100
Chris Gloor	1	Chris Gloor	67
Craig Westcott	1	Craig Westcott	67
Taylor Rogers	1	Taylor Rogers	73
Jack Snodgrass	1	Jack Snodgrass	64
Ryan Bradley	1	Ryan Bradley	59
Phil McCormick	1	Phil McCormick	57

LOSSES	SHUTOUTS	RUNS	WHIP (Min. 112.0 IP)
Craig Westcott	12	Chris Gloor	1.17
Taylor Rogers	9	Craig Westcott	1.31
Chris Gloor	7	Taylor Rogers	1.49
Ryan Bradley	6	Jack Snodgrass	1.49
Two Others Tied	5	Ryan Bradley	1.49
None	0	Chris Gloor	0.82
None	0	Craig Westcott	0.82
None	0	Taylor Rogers	0.82
None	0	Jack Snodgrass	0.82
None	0	Ryan Bradley	0.82

ERA (Min. 112.0 IP)	SAVES	EARNED RUNS	HIT BY PITCH
Jack Snodgrass	3.70	13	70
Chris Gloor	4.03	10	67
Craig Westcott	4.19	8	63
No Other Pitchers Qualify	Phil McCormick	3	58
	Josh Osich	3	46

GAMES	SAVE OPPORTUNITIES	HOME RUNS	WILD PITCHES
Phil McCormick	58	17	16
Edwin Quirarte	56	13	12
Jose Valdez	38	11	10
Tom Vessella	33	6	7
Drew Bowlin	32	4	7
Daryl Maday	17	17	16
Edwin Quirarte	13	13	12
Cody Hall	11	11	10
Phil McCormick	6	6	7
Josh Osich	4	4	7
Chris Gloor	17	17	16
Craig Westcott	13	13	12
Jack Snodgrass	11	11	10
Three Others Tied	6	6	7
Ryan Bradley	4	4	7

GAMES STARTED	INNINGS PITCHED	WALKS	BATTERS FACED
Craig Westcott	27	156.1	56
Chris Gloor	26	144.0	56
Jack Snodgrass	25	141.0	48
Taylor Rogers	18	104.1	42
Two Others Tied	11	72.1	41
Chris Gloor	27	156.1	56
Craig Westcott	26	144.0	56
Jack Snodgrass	25	141.0	48
Taylor Rogers	18	104.1	42
Edwin Quirarte	11	72.1	41
Chris Gloor	27	156.1	56
Craig Westcott	26	144.0	56
Jack Snodgrass	25	141.0	48
Taylor Rogers	18	104.1	42
Ryan Bradley	11	72.1	41

Organization

2014 Flying Squirrels

2013: In Review

History & Records

Eastern League

SF Giants

General Info

2013: IN REVIEW



FLYING SQUIRRELS' 2013 DAY-BY-DAY RESULTS

DATE	OPP	W/L	SCORE	REC	PLACE	GB/GH	WINNER	LOSER	SAVE	TIME	ATT	
4/4	NBR	L	0-1	0-1	T2	-1.0	Lanigan	Quirarte	Tonkin	2:30	9,560	
4/5	NBR	W	1-0 (7)	1-1	T1	0	Snodgrass	May	Maday	1:56	5,734	
4/6	NBR	W	7-5	2-1	T1	0	Javier	Popham	Vessella	3:05	5,713	
4/7	NBR	W	3-2 (11)	3-1	T1	0	Valdez	Lanigan	N/A	3:39	6,078	
4/8	BOW	W	12-10	4-1	1	+1.0	Vessella	Gurka	Maday	2:52	4,592	
4/9	BOW	L	7-8	4-2	1	+1	Boleska	Quirarte	Loomis	3:13	4,217	
4/10	BOW	L	7-6	4-3	1	+0.5	Schrader	Maday	Zinicola	3:04	5,789	
4/11	@TRE	L	6-5 (11)	4-4	T2	-0.5	Hall	Castillo		3:27	6,720	
4/12	@TRE	L	5-3 (8)	4-5	T2	-0.5	Romanski	Valdez		3:05	3,655	
4/13	@TRE	L	3-0	4-6	T2	-0.5	Tracy	Bradley	Kahnle	2:40	5,497	
4/14	@TRE	L	15-1	4-7	4	-2.0	Hall	Westcott		3:25	5,163	
4/15	@ALT	W	2-0	5-7	T2	-2.0	Snodgrass	Bromberg	Vessella	2:24	2,037	
4/16	@ALT	L	2-1 (11)	5-8	NA	NA	Sanz	Castillio		3:42	2,234	
4/17	@ALT	L	4-3	5-9	6	-2.5	Tailon	Gloor	Immna	2:35	2,191	
4/18	REA	W	7-1	6-9	4	-2.5	Fitzgerald	Rosin	Maday	2:40	8,824	
4/20 (#1)	REA	L	3-2 (7)	6-10	NA	NA	Robles	Bradley	Simon	2:09	NA	
4/20 (#2)	REA	W	4-1 (7)	7-10	5	-3.0	Westcott	Cochran	Maday	2:13	8,407	
4/21	REA	W	4-3	8-10	5	-2.0	Snodgrass	Buchanan	Maday	2:43	6,484	
4/22	ALT	W	10-6	9-10	3	-1.0	McCormick	Baker		2:53	4,573	
4/23	ALT	W	3-0	10-10	T2	-1.0	Javier	Bromberg	Maday	2:58	3,018	
4/24	ALT	L	6-2	10-11	3	-1.5	Rogers	Pimentel		3:00	6,085	
4/26	@NBR	L	7-4	10-12	3	-2.5	Darnell	Quirarte	Achter	2:55	3,474	
4/27	@NBR	L	4-2	10-13	4	-3.5	Gonzalez	Westcott	Tonkin	3:04	4,615	
4/28	@NBR	W	4-2	11-13	4	-2.5	Vessella	Dean	Maday	2:49	5,028	
4/29	@BOW	W	7-6	12-13	2	-1.5	Fitzgerald	Gamboa	Quirarte	3:13	965	
4/30	POSTPONED: RAIN...RESCHEDULED FOR 7/12											
5/1	@BOW	W	11-6	13-13	2	-1.0	Rogers	Petrini		3:11	1,386	
5/2	@BOW	L	7-2	13-14	T2	-2.0	Wright	Bradley		2:56	6,131	
5/3	TRE	L	3-1	13-15	T4	-3.0	Nuding	Westcott	Pinder	3:10	6,804	
5/4	TRE	W	15-8	14-15	T2	-3.0	Gloor	Rondon		3:28	6,762	
5/5	TRE	W	5-1	15-15	T2	-3.0	Fitzgerald	Bleich		2:35	6,105	
5/6	BOW	W	6-3	16-15	2	-3.0	Javier	Jones	McCormick	3:15	2,359	
5/7	POSTPONED: RAIN...RESCHEDULED FOR 6/25											
5/8	POSTPONED: RAIN...RESCHEDULED FOR 7/19											
5/9	@ALT	L	9-8	16-16	T2	-4.0	Townsend	McCormick		3:15	2,250	
5/10	POSTPONED: RAIN...RESCHEDULED FOR 5/11											
5/11 (#1)	@ALT	W	5-0 (7)	17-16	T2	-3.0	Wetcott	Sadler		1:46	N/A	
5/11 (#2)	@ALT	L	5-3 (7)	17-17	T2	-3.5	Bromberg	Rogers	Thorton	2:21	4,604	
5/12	@ALT	L	2-1	17-18	3	5.0	Hollingsworth	McCormick		2:38	2,909	
5/13	@HAR	W	4-0	18-18	T2	-5.0	Castillo	Treinen	Quirarte	3:01	1,839	
5/14	@HAR	L	8-1	19-18	T2	-5.5	Demmy	Bradley		2:45	2,371	
5/15	@HAR	W	7-6	19-19	2	-5.0	Quirarte	Holland	Maday	3:05	4,968	
5/17	ALT	L	2-1	19-20	T2	-5.0	Sadler	Westcott	Townsend	2:22	8,632	
5/18	ALT	W	5-3	20-20	2	-5.0	Gloor	Hollingsworth	Maday	2:29	7,178	
5/19	ALT	W	3-0	21-20	2	-5.0	Castillo	Tailon	Maday	2:43	6,897	
5/20	TRE	L	7-3	21-21	T2	-5.0	O'Brien	Valdez		3:09	4,486	
5/21	TRE	L	3-0	21-22	4	-5.0	Tracy	McCormick	Kahnle	2:59	4,617	
5/22	TRE	W	5-4	22-22	T3	-5.0	Rogers	Ramirez	Quirarte	3:30	7,181	
5/23	TRE	W	9-4	23-22	2	-5.0	Gloor	Turley		3:27	7,042	
5/24	@ALT	L	14-4	23-23	T3	-5.0	Westcott	Tailon		3:28	2,683	
5/25	@ALT	W	12-5	24-23	2	-5.0	Snodgrass	Pimentel		2:59	4,243	
5/26	@ALT	W	20-9	25-23	2	-5.0	Javier	Sanz		3:55	4,537	
5/27	@ALT	W	13-2	26-23	2	-5.0	Rogers	McDonald		3:16	3,114	
5/28	@NBR	W	2-1	27-23	2	-4.0	Gloor	Darnell	Maday	2:18	3,501	
5/29	@NBR	W	10-5	28-23	2	-3.0	Westcott	Baxendale		2:57	2,024	
5/30	@NBR	L	2-1	28-24	2	-3.0	Dean	Snodgrass	Achter	2:21	6,457	
5/31	ERI	W	2-0	29-24	2	-2.0	Teller	Crouse	Maday	2:39	9,560	
6/1	ERI	W	5-2	30-24	2	-1.0	Rogers	Larez	Quirarte	2:46	9,560	
6/2	ERI	W	5-4 (10)	31-24	T1	-	Maday	Souza		3:09	6,873	
6/4	NBR	L	4-1	31-25	2	-1.0	Baxendale	Westcott	Hauser	2:36	4,589	
6/5	NBR	W	3-2	32-25	T1	--	Snodgrass	Dean	Maday	2:20	4,003	
6/6	NBR	L	9-4	32-26	2	-0.5	May	Teller		3:25	5,026	
6/7	POSTPONED: RAIN...RESCHEDULED FOR 6/8											
6/8 (#1)	@TRE	W	3-2 (7)	33-26	1	+0.5	McCormick	Kahnle	Maday	2:05	N/A	
6/8 (#2)	@TRE	W	7-3 (7)	34-26	1	+1.5	Gloor	Turley		2:17	7,587	
6/9	@TRE	L	3-2	34-27	1	+1.5	Cotham	McCormick		3:07	5,651	
6/11	@HAR	L	1-0	34-28	1	+1.5	Swynenbrg	Snodgrass	Barrett	2:15	2,654	
6/12	@HAR	L	2-1	34-29	T1	0	Tatusko	Teller	Barrett	2:30	3,048	
6/13	@HAR	L	9-0	34-30	T1	0	Jordan	Rogers		2:42	6,136	
6/14	REA	L	3-1	34-31	2	-1.0	Neseth	Quirarte		2:20	9,341	
6/15	REA	L	3-1	34-32	3	-2.0	Buchanan	Vessella	Garcia	3:58	9,560	
6/16	REA	L	5-4	34-33	2	-2.0	Wright	Snodgrass	Knigge	2:07	8,040	
6/18	POSTPONED: WET GROUNDS...RESCHEDULED FOR 6/19											
6/19	BNG	W	3-2 (8)	35-33	3	-2.0	Vessella	Huchingson		2:58	N/A	
6/19	BNG	L	8-1 (7)	35-34	3	-3.0	Gorski	Rogers		2:20	4,768	
6/20	BNG	L	4-3	35-35	3	-3.0	Mazzoni	Gloor	Walters	3:06	7,081	

Organization

2014 Flying Squirrels

2013: In Review

History & Records

Eastern League

SF Giants

General Info





FLYING SQUIRRELS' 2013 DAY-BY-DAY RESULTS

DATE	OPP	W/L	SCORE	REC	PLACEGB/GH	WINNER	LOSER	SAVE	TIME	ATT	
6/21	@REA	L	5-3	35-36	3	-4.0	Buchanan	Westcott	Knigge	2:29	8,302
6/22	@REA	W	6-5	36-36	3	-3.0	Snodgrass	Wright	Quirarte	2:44	8,062
6/23	@REA	L	14-6	36-37	T3	-3.0	Teller	Rosin		3:44	5,511
6/24	BOW	W	8-0	37-37	3	-3.0	Rogers	Wright		2:35	4,163
6/25 (#1)	BOW	L	1-0 (7)	37-38	T3	-3.5	Wilson	Gloor	Drake	2:17	N/A
6/25 (#2)	BOW	W	7-6 (7)	38-38	3	-3.5	McCormick	Bascom	Quirarte	2:16	4,702
6/26	BOW	L	7-4	38-39	T3	-4.5	Pettit	Westcott	Prado	3:34	4,970
6/27	@ERI	W	3-1	39-39	3	-4.5	Snodgrass	Link	Quirarte	2:33	1,538
6/28	@ERI	L	10-9	39-40	3	-5.0	Startup	McCormick		3:10	4,958
6/29	@ERI	L	5-2	39-41	4	-5.0	Kopp	Rogers	Mercedes	2:56	4,748
6/30	@ERI	W	2-0	40-41	4	-4.0	Gloor	Larez	Hall	2:18	1,728
7/1	@REA	L	4-1	40-42	4	-4.0	Buchanan	Westcott	Nesseth	2:28	4,311
7/2	@REA	L	7-5	40-43	4	-4.0	Johnson	Quirarte	Nesseth	2:49	4,676
7/3	@REA	W	7-4	41-43	4	-4.0	Valdez	Neris	Hall	3:28	7,743
7/4	AKR	L	11-8	41-44	4	-4.0	Cook	Vessella	Haley	3:33	9,560
7/5	AKR	L	6-2	41-45	5	-5.5	Cooper	Gloor		3:00	9,104
7/6	AKR	L	9-3	41-46	5	-5.5	Roberts	Osich		3:25	9,017
7/7	AKR	W	15-7	42-46	5	-6.0	Bowlin	Murata		3:07	4,117
7/8	AKR	L	12-5	42-47	5	-7.0	Packer	Teller		3:35	7,148
7/11	@BOW	L	10-1	42-48	5	-8.0	Bischoff	Gloor		2:50	2,914
7/12 (#1)	@BOW	L	5-2 (7)	42-49	5	-8.5	Drake	Osich		2:18	N/A
7/12 (#2)	@BOW	L	3-0 (7)	42-50	5	-9.5	Schrader	Bradley	Prado	1:45	3,340
7/13	@BOW	L	13-0	42-51	5	-9.5	Willson	Escobar		2:52	6,029
7/14	@BOW	L	7-2	42-52	6	-9.5	Pettit	Snodgrass		2:46	2,490
7/15	@BNG	L	7-3	42-53	6	-10.5	Verrett	Rogers		2:26	1,817
7/16	@BNG	W	9-3	43-53	5	-10.5	Gloor	Cuan		2:45	2,435
7/17	@BNG	W	6-5	44-53	5	-9.5	Westcott	Fuller	Hall	3:30	5,229
7/18	BOW	W	6-3	45-53	5	-9.5	Escobar	Rodriguez	McCormick	2:56	9,144
7/19 (#1)	BOW	L	10-2 (7)	45-54	5	-10.0	Wilson	Bradley		2:35	N/A
7/19 (#2)	BOW	W	4-3 (7)	46-54	T5	-9.0	Snodgrass	Howard	Osich	2:17	7,858
7/20	BOW	W	2-1 (10)	47-54	5	-8.0	Hall	Schrader		3:07	8,785
7/21	BOW	W	6-5 (11)	47-54	5	-7.5	Quirarte	Bischoff		3:42	5,884
7/22	@ERI	L	5-1	47-55	5	-7.5	Kopp	Bowlin		2:51	4,631
7/23	@ERI	L	5-1	47-56	5	-8.5	Saupold	Escobar		2:20	2,086
7/24	@ERI	W	10-9	48-56	5	-8.5	Hall	Mercedes	Osich	3:28	3,768
7/25	@AKR	L	5-1	48-57	5	-9.5	Packer	Rogers		2:36	4,697
7/26	@AKR	W	9-4	49-57	5	-9.5	Gloor	Brach		2:49	9,025
7/27	@AKR	L	7-4	49-58	6	-9.5	Roberts	Westcott	Flores	2:33	5,689
7/28	@AKR	W	2-0	50-58	6	-8.5	Escobar	Espino	Hall	2:22	4,396
7/30	POR	W	4-0	51-58	T5	-7.5	Vogelsong	Raunado	Rogers	2:30	6,228
7/31	POR	W	3-2	52-58	T5	-7.5	Quirarte	Celastano	Hall	2:52	4,297
8/1	POR	W	6-5 (10)	53-58	T4	-7.5	McCormick	Ramirez		3:34	6,094
8/2	NHM	L	5-2	53-59	T5	-7.5	McGuire	Westcott	Gracey	2:43	6,747
8/3	NHM	W	5-0	54-58	T4	-6.5	Escobar	Walden		2:10	8,244
8/4	NHM	W	8-3	55-58	T4	-5.5	Vogelsong	Hutchison		2:43	7,347
8/6	@POR	W	8-2	56-59	4	-5.0	Snodgrass	Barnes	McCormick	3:14	6,890
8/7	@POR	W	5-3	57-59	4	-5.0	Osich	Perez	Hall	3:00	6,346
8/8	@POR	W	4-1	58-59	4	-4.5	Westcott	Doyle	Quirarte	2:58	6,919
8/9	@NHM	L	11-2	58-60	4	-5.5	McGuire	Escobar		2:38	3,740
8/10	@NHM	W	7-2 (13)	59-60	4	-4.5	Bowlin	Antolin		4:29	6,484
8/11	@NHM	W	5-1	60-60	4	-4.5	Snodgrass	Stroman		2:32	5,038
8/13	AKR	W	7-6	61-60	4	-3.5	Gloor	Brach	Quirarte	3:13	6,096
8/14	AKR	W	4-3	62-60	2	-2.5	Bowlin	Armstrong	Quirarte	2:53	6,203
8/15	AKR	W	9-6	63-60	3	-2.5	Osich	Flores		3:11	7,284
8/16	@BOW	W	3-0	65-60	2	-1.0	Escobar	Wilson	Hall	2:41	3,787
8/17	@BOW	L	3-2	65-61	3	-2.0	Petrini	Osich		2:11	8,067
8/18	@BOW	L	11-0	65-62	3	-2.5	Wright	Gloor		2:48	3,869
8/19	POSTPONED: WET GROUNDS...RESCHEDEUL FOR 8/20										
8/20 (#1)	HAR	L	3-2	65-63	3	-3.0	Herron	Bowlin	Barrett	2:28	N/A
8/20 (#2)	HAR	L	5-1	65-64	4	-4.0	Karns	Rogers		2:13	6,349
8/21	HAR	W	4-3	66-64	3	-3.0	Bowlin	Holland		3:07	7,248
8/22	ALT	W	9-7	67-64	3	-2.5	Snodgrass	Navarro	Bradley	3:29	7,769
8/23	POSTPONED: RAIN...RESCHEDEUL FOR 8/24										
8/24 (#1)	ALT	L	3-2 (7)	67-65	4	-3.0	Ramos	Gloor	Sanz	2:19	N/A
8/24 (#2)	ALT	L	13-1 (7)	67-66	4	-3.5	Sadler	Rogers		2:44	9,560
8/25	ALT	W	3-0	68-66	3	-3.0	Escobar	Bromberg	Hall	2:28	6,997
8/26	@REA	L	7-6 (10)	68-67	4	-4.0	Nerris	Hall		3:19	5,046
8/27	@REA	L	9-8	68-68	4	-5.0	Nerris	Bowlin		3:05	4,013
8/28	@REA	W	1-0	69-68	3	-5.0	Valdez	Biddle	Osich	2:40	4,417
8/29	@REA	L	9-8	69-69	4	-5.0	Wright	Hall		3:13	7,614
8/30	HAR	L	6-2	69-70	4	-6.0	Ray	Escobar		3:02	7,807
8/31	HAR	L	13-2	69-71	4	-7.0	Karns	Westcott		3:26	7,948
9/1	HAR	W	7-3	70-71	4	-6.0	Snodgrass	Grace		2:21	6,199
9/2	HAR	L	0-1	70-72	4	-7.0	Mirowski	Vessella	Herron	2:43	6,326

Organization

2014 Flying Squirrels

2013: In Review

History & Records

Eastern League

SF Giants

General Info



2013: IN REVIEW



FLYING SQUIRRELS' 2013 ASSORTED RECORD/HIGHS & LOWS

2013 Assorted Record

	Total	Home	Away
Akron Aeros	6-6	4-4	2-2
Altoona Curve	11-10	6-4	5-6
Binghamton Mets	3-3	1-2	2-1
Bowie Baysox	11-13	8-5	3-8
Erie SeaWolves	6-4	3-0	3-4
Harrisburg Senators	4-9	2-5	2-4
New Britain Rock Cats	7-6	4-3	3-3
N. Hampshire Fisher Cats	4-2	2-1	2-1
Portland Sea Dogs	6-0	3-0	3-0
Reading Fightin Phils	6-11	3-4	3-7
Trenton Thunder	6-8	4-3	2-5
Vs. Eastern	32-30	17-13	15-17
Vs. Western	38-42	23-18	15-24
TOTALS	70-72	40-31	30-39
Overall Record	70-72	40-31	30-41
Vs. Eastern Division	32-30	17-13	15-17
Vs. Western Division	38-42	23-18	15-23
Day Games	19-13	10-6	9-7
Night Games	50-60	33-25	17-35
Day Games After Night	13-11	6-4	7-7
Squirrels Score 1st	47-30	22-11	25-19
Opponent Scores 1st	22-43	17-20	5-22
Games Won in Last AB	5-5	5-0	0-5
Vs. RH Starters	51-50	28-21	23-29
Vs. LH Starters	18-22	12-10	6-12
Squirrels Starter 6+ IP	36-19	18-8	18-11
Squirrels Starter 7+ IP	16-6	6-4	10-2
When Hitting a HR	45-27	22-9	23-18
When Not Hitting a HR	25-43	18-21	7-22
Outhit Opponents	47-13	25-5	22-8
Equal # of Hits	9-6	4-1	5-5
Outhit by Opponent	14-56	11-28	3-28
Commit 0 Errors	36-26	21-14	15-12
Commit 1-2 Errors	30-42	17-16	13-26
Commit 3+ Errors	4-5	3-2	1-3
Leading After 7th	58-8	32-4	26-4
Trailing After 7th	8-60	7-27	1-33
Tied After 7th	4-4	2-2	2-2
Leading After 8th	54-5	29-2	24-3
Trailing After 8th	4-52	2-20	2-32
Tied After 8th	5-4	4-1	1-3
Extra-Inning Games	7-4	6-1	1-3
Doubleheaders	7-11	4-6	3-3
Series Record	19-18-5	11-4-3	8-12-2
One-Run Games	24-24	15-10	9-14
Two-Run Games	11-8	5-3	6-5
5+ Run Games	17-17	7-6	10-11
Shutout Record	14-10	9-5	5-5
April Record	12-13	9-5	3-7
May Record	17-11	8-4	9-7
June Record	11-17	6-8	5-9
July Record	12-17	4-5	6-11
August Record	16-13	9-7	7-6
September Record	1-1	1-1	--
Monday Record	8-7	4-3	4-4
Tuesday Record	7-10	4-6	3-5
Wednesday Record	13-6	5-4	8-2
Thursday Record	9-10	6-4	3-6
Friday Record	5-16	3-7	2-9
Saturday Record	13-13	7-6	6-7
Sunday Record	14-7	10-1	4-6

2013 Highs & Lows

TEAM MISCELLANEOUS

LONGEST WINNING STREAK	6, 8/10-8/16
LONGEST LOSING STREAK	7 (x2) last, 7/9 -7/15
LARGEST MARGIN OF VICTORY	11 (x2) 5/27 @ALT
LARGEST MARGIN OF DEFEAT	14 vs. TRE 4/14
LARGEST SHUTOUT WIN	8-0, 6/24 vs. BOW
LARGEST SHUTOUT LOSS	13-0, 7/13 @BOW
LONGEST GAME TIME	4:29, 8/10 @ NHM (11)
LONGEST HOME GAME TIME	3:39, 4/7 vs. NBR (13)
LONGEST ROAD GAME TIME	4:29, 8/10 @ NHM (13)
LONGEST 9-INNING HOME GAME TIME	3:34, 6/26 vs. BOW
LONGEST 9-INNING ROAD GAME TIME	3:55, 5/26 @ALT
LONGEST 7-INNING HOME GAME TIME	2:44, 8/24 vs. ALT
LONGEST 7-INNING ROAD GAME TIME	2:18
SHORTEST 9-INNING HOME GAME TIME	2:10
SHORTEST 9-INNING ROAD GAME TIME	2:11, 8/17 @ BOW
SHORTEST 7-INNING HOME GAME TIME	1:56, 4/5 vs. NBR
SHORTEST 7-INNING ROAD GAME TIME	1:45, 7/12 @ BOW
LONGEST GAME, INNINGS	13, 8/10 @ NHM
LONGEST HOME GAME, INNINGS	11 (x2), last, 7/21 vs. BOW
LONGEST ROAD GAME, INNINGS	13, 8/10 @ NH
LARGEST CROWD, HOME	9,560 (x6), last, 8/24 vs. ALT
LARGEST CROWD, ROAD	9,025, 7/26 @ AKR
SMALLEST CROWD, HOME	2,359, 5/6 vs. BOW
SMALLEST CROWD, ROAD	965, 4/29 @ BOW
MOST ERRORS	4, 4/24 vs. ALT
MOST ERRORS BY OPPONENT	4
MOST CONSECUTIVE GAMES WITHOUT AN ERROR	4, 8/10-8/14
MOST LOB	16, 5/23 vs. TRE
FEWEST LOB	1, 4/10 vs. BOW

TEAM BATTING

MOST RUNS	20, 5/26 @ALT
MOST RUNS, INNING	9, 5/26 @ ALT (1st)
MOST HITS	22, 5/26 @ALT
MOST HITS, INNING	8, 5/26 @ALT
MOST HOME RUNS, GAME	4 (x3) last, 6/28 @ ERI
MOST HOME RUNS, INNING	2, 5/26 @ALT
MOST CONSECUTIVE GAMES WITH A HOME RUN	7 (x2), 8/3-8/11
MOST DOUBLES, GAME	6, 5/1 @ BOW
MOST TRIPLES, GAME	1 (Many)
MOST EXTRA-BASE HITS, GAME	7 (Many)
MOST STOLEN BASES, GAME	3, 5/15 vs. HAR
MOST STRIKEOUTS, 9-INNING GAME	13 (x3) last, 4/13 @ TRE
MOST STRIKEOUTS, ALL GAMES	13 (x3) last, 4/13 @ TRE

TEAM PITCHING

MOST RUNS ALLOWED	15, 4/14 @ TRE
MOST RUNS ALLOWED, INNING	7, 6/6 vs. NB
MOST HITS ALLOWED	18 last, 5/24 @ALT
MOST HITS ALLOWED, INNING	9 (x2) last, 6/23 @ REA
MOST HOME RUNS ALLOWED	4, 6/28 @ ERI
MOST HOME RUNS ALLOWED, INNING	2
MOST CONSECUTIVE GAMES ALLOWING A HOME RUN	3
MOST STRIKEOUTS, 9-INNING GAME	14, 4/7 vs. NB
MOST STRIKEOUTS, ALL GAME	14, 4/7 vs. NB
MOST BASES ON BALLS	13, 6/6 vs. NB
MOST EXTRA-BASE HITS ALLOWED	10, 6/23 @ REA

INDIVIDUAL BATTING

MOST RUNS SCORED	4, (x2) last, 7/16 @ BIN (Hererra)
MOST HITS	4 (Many)
MOST EXTRA-BASE HITS	3 (Many)
MOST DOUBLES	2 (Many)
MOST TRIPLES	1 (Many)
MOST HOME RUNS	2 (x3), last, 5/26 @ALT, (Parker)
MOST TOTAL BASES	11, 5/26 @ ALT (Parker)
MOST RBI	7, 5/26 @ALT
MOST STOLEN BASES	2, (x2) 4/28 @ NBR (Hererra, both times)
MOST BASES ON BALLS	3, (Many)
MOST STRIKEOUTS	4, (Many)
LONGEST HITTING STREAK	15 (Mincozzi)
LONGEST ON-BASE STREAK	27 (Adrianza, Mincozzi)

INDIVIDUAL PITCHING

MOST INNINGS PITCHED, STARTER	8.0, (x5) last, 9/1 vs. HAR
MOST INNINGS PITCHED, RELIEVER	4.0, 4/28 @NBR (Vessella)
MOST HITS ALLOWED, STARTER	12, 5/14 @ HAR (Bradley)
HITS ALLOWED, RELIEVER	5 (Many)
MOST STRIKEOUTS, STARTER	10, 4/23 vs. ALT (Fitzgerald)
MOST STRIKEOUTS, RELIEVER	5 (Many)
MOST BASES ON BALLS, STARTER	4 (Many)
MOST BASES ON BALLS, RELIEVER	2 (Many)
MOST WILD PITCHES	4 (Many)
MOST EARNED RUNS ALLOWED	6 (Many)

Organization

2014 Flying Squirrels

2013: In Review

History & Records

Eastern League

SF Giants

General Info



2013: IN REVIEW

FLYING SQUIRRELS' 2013 ASSORTED OFFENSIVE CATEGORIES

Regular Season Scoring Breakdown

	1st	2nd	3rd	4th	5th	6th	7th	8th	9th	EXT	TOT
RIC:	85	58	68	72	58	84	57	65	29	10	611
OPP:	74	75	63	75	71	89	55	69	31	7	660

Regular Season Single-Game Bests

MULTI-HIT GAMES

BATTER	TOTAL	2-H	3-H	4-H	5+
Ehire Adrianza	12	11	1	--	--
Juan Ciriaco	5	5	--	--	--
Adam Duvall	25	22	3	--	--
Javier Herrera	36	26	8	2	--
Brett Krill	15	12	3	--	--
Tyler LaTorre	1	--	1	--	--
Ryan Lollis	34	28	6	--	--
Mark Minicozzi	38	26	8	4	--
Jesus Navarro	2	2	--	--	--
Ricky Oropesa	10	9	1	--	--
Joe Panik	40	34	6	--	--
Jarrett Parker	24	18	5	1	--
Andrew Susac	17	17	--	--	--
Skyler Stromsmoe	8	7	1	--	--
Kelby Tomlinson	4	4	--	--	--
Angel Villalona	10	8	2	--	--
Mark Wagner	4	3	1	--	--
Travious Relaford	3	3	--	--	--
Eliezer Zambrano	1	1	--	--	--

MULTI-RBI GAMES

BATTER	TOTAL	2-R	3-R	4-R	5+
Ehire Adrianza	4	2	2	--	--
Juan Ciriaco	1	1	--	--	--
Adam Duvall	12	6	6	--	--
Javier Herrera	21	13	6	2	--
Brett Krill	5	2	1	1	1
Tyler LaTorre	1	--	1	--	--
Ryan Lollis	15	14	1	--	--
Mark Minicozzi	18	11	5	2	--
Jesus Navarro	2	2	--	--	--
Ricky Oropesa	4	2	1	1	--
Joe Panik	12	10	1	1	--
Jarrett Parker	11	5	3	2	1
Andrew Susac	10	3	6	1	--
Jack Snodgrass	2	2	--	--	--
Skyler Stromsmoe	1	--	1	--	--
Kelby Tomlinson	1	1	--	--	--
Angel Villalona	8	7	--	1	--
Mark Wagner	3	3	--	--	--

Regular Season Pitchers at the Plate

Batter	AB	H	BB	K	SAC
Drew Bowlin	1	-	-	-	-
Ryan Bradley	6	1	1	3	1
Fabio Castillo	5	0	0	3	--
Edwin Escobar	2	0	0	2	--
Justin Fitzgerald	3	0	--	1	--
Chris Gloor	13	2	--	11	--
Omar Javier	3	0	--	1	--
Daryl Maday	1	--	--	1	--
Phil McCormick	1	1	--	--	--
Edwin Quirarte	4	1	--	--	--
Taylor Rogers	11	1	--	4	--
Jack Snodgrass	20	3	1	11	2
Carlos Teller	8	3	0	4	--
Jose Valdez	2	0	--	1	1
Tom Vessella	3	0	1	1	--
Craig Westcott	18	6	4	4	1
TOTALS	101	18	7	47	5

Regular Season Pinch-Hitters

Batter	H	AB	AVG
Ehire Adrianza	1	1	.1000
Juan Ciriaco	1	4	.225
Adam Duvall	1	2	.500
Brett Krill	3	20	.157
Ryan Lollis	1	3	.333
Mark Minicozzi	1	2	--
Ricky Oropesa	0	2	.000
Joe Panik	0	1	.000
Jarrett Parker	3	4	.750
Andrew Susac	1	5	.200
Skyler Stromsmoe	2	6	.233
Kelby Tomlinson	0	1	.000
Mark Wagner	1	4	.225
Travious Reliford	1	6	.180
Jesus Navarro	0	2	.000
TOTALS	16	63	.254

Organization

2014 Flying Squirrels

2013: In Review

History & Records

Eastern League

SF Giants

General Info

2013: IN REVIEW



FLYING SQUIRRELS' 2013 TRANSACTIONS

2013 OPENING DAY ROSTER (25 + 4 DL)

P Brett Bochy, Ryan Bradley, Fabio Castillo, Jake Dunnington, Justin Fitzgerald, Chris Gloor, Omar Javier, Daryl Maday, Phil McCormick, Edwin Quirarte, Taylor Rogers, Scott Shuman, Jack Snodgrass, Jose Valdez, Tom Vessella, Craig Westcott
C Jesus Navarro, Andrew Susac, Mark Wagner
INF Ehire Adrianza, Adam Duvall, Mark Minicuzzi, Ricky Oropesa, Joe Panik, Sklyer Stromsmoe
OF Javier Hererra, Brett Krill, Ryan Lollis, Jarrett Parker

APRIL

- 7 LHP Chris Gloor placed on DL (Illness) retroactive to 4/7
- 10 RHP Taylor Rogers Activated from the DL
- 16 LHP Chris Gloor Acvivated from DL (Illness)
RHP Scott Shuman placed on DL (Turf Toe).
C Jesus Navarro activated from DL
3B Adam Duvall placed on DL (Thumb).
- 20 UTIL Sklyer Stromsmoe placed on the DL (Broken Thumb)
INF Travius Relaford received from Augusta (A)

MAY

- 4 RHP Fabio Castillo placed on DL (Toe)
RHP Scott Shuman activated from the DL (Turf Toe)
- 7 LHP Jack Snodgrass placed on DL (Hamstring)
- 10 RHP Justin Fitzgerald promoted to Fresno (AAA)
LHP Carlos Teller received from Fresno (AAA)
Fabio Castillo activated from DL
- 18 LHP Jack Snodgrass activated from DL (Hamstring)
LHP Ryan Bradley placed on DL (Heel)
- 20 3B Adam Duvall activated from DL
Ricky Oropesa placed on DL (Concussion)
- 23 RHP Drew Bowlin received from Extended Spring Training
C Jesus Navarro placed on the DL (Foot)
- 26 C Mark Wagner placed on DL (Hamstring)
C Brad Moss received from Augusta (A)
- 29 IB Ricky Oropesa activated from the DL (Concussion)
RHP Scott Shuman transferred to San Jose (A+)
- 31 RHP Fabio Castillo promoted to Fresno (AAA)
RHP Scott Shuman received from San Jose (A+)

JUNE

- 8 C Mark Wagner activated from the DL (Hamstring)
Brad Moss transferred to Extended Spring Training
- 14 RHP Jose Valdez placed on the DL (Calf Strain)
LHP Ryan Bradley activated from the DL (Heel)
- 18 OF Javier Herrera placed on the DL retroactive to 6/16 (Shoulder)
- 22 RHP Daryl Maday promoted to Fresno (AAA)
RHP Jose Valdez activated from the Disabled List (Calf Strain)
- 25 C Andrew Susac transferred to Salem Keizer (A-)
C Jesus Navarro activated from DL (Foot)
- 27 OF Brett Krill placed on the DL (Left Hand)
C Andrew Susac received from Salem-Keizer (SS-A)
- 30 RHP Cody Hall received from San Jose (A+)
C Jesus Navarro Placed on DL (Shin Contusion)

JULY

- 1 IB Angel Villalona received from San Jose (A+)
UTIL Sklyer Stromsmoe received from San Jose (A+)
IB Ricky Oropesa transferred to San Jose (A+)
INF Travius Relaford transferred to San Jose (A+)
- 2 RHP Omar Javier placed on DL
LHP Josh Osich received from San Jose (A+)
C Andrew Susac placed on DL (Finger)
C Brad Moss received from Augusta (A)
- 4 C Jesus Navarro activated from the DL (Shin Contusion)
C Brad Moss transferred to Augusta (A)
OF Brett Krill activated from the DL (Left Hand)
- 6 RHP Jose Valdez placed on the DL (Left Calf)
- 9 SS Ehire Adrianza promoted to Fresno (AAA)
INF Juan Ciriaco received from Fresno (AAA)
- 11 LHP Edwin Escobar option transferred from San Jose (A+)
LHP Carlos Teller released by San Francisco Giants
C Andrew Susac activated from the DL (Calf)
C Jesus Navarro placed on DL (Shin Splints)
- 20 LHP Tom Vessella placed on the DL (Ankle Sprain)
LHP Ryan Bradley placed on the DL (Hamstring Sprain)
RHP Omar Javier activated from the DL (Turf Toe)
RHP Jose Valdez activated from the DL (Calf)
C Tyler LaTorre received from Fresno (AAA)
C Mark Wagner transferred to Fresno (AAA)
- 23 INF Kelby Tomlinson received from San Jose (A+)
INF Juan Ciriaco placed on the DL (Knee Contusion)
LHP Tom Vessella transferred to Fresno retroactive to 7/20
- 30 RHP Ryan Vogelsong added on MLB Rehab Assignment

AUGUST

- 1 C Andrew Susac placed on the DL (Shoulder Impingement)
C Jesus Navarro activated from the DL (Shin Splints)
- 6 RHP Ryan Vogelsong completes MLB rehab assignment and is removed from Richmond roster
INF Juan Ciriaco activated from the DL
INF Angel Villalona placed on the DL (Hamstring)
- 10 RHP Omar Javier released by the San Francisco Giants
LHP Ryan Bradley activated from DL (Hamstring Sprain)
- 12 LHP Jack Snodgrass placed on the DL (Groin)
- 13 INF Angel Villalona activated from DL (Hamstring)
- 22 LHP Jack Snodgrass activated from the DL (Groin)
RHP Scott Shuman placed on the DL (Foot)
- 23 C Jesus Navarro placed on DL (Toe)
C Eliezer Zambrano received from Augusta (A)

Organization

2014 Flying Squirrels

2013: In Review

History & Records

Eastern League

SF Giants

General Info



HISTORY & RECORDS



FLYING SQUIRRELS' UNIFORM GUIDE

Official Club Home & Road Uniforms

Home Uniform
Uniform Color: White
Sleeves: Set In

Labels: "FLYING SQUIRRELS" JERSEY LETTERING (15.5" WIDE), SLEEVE EMBLEM (4.5" TALL), NAME PLATE BLACK, NUMBERS (4" TALL): BLACK, SCARLET, NUMBERS (8" TALL): SCARLET, BLACK, TRIM (1/8" EACH): BLACK, SCARLET

Road Uniform
Uniform Color: Gray
Sleeves: Set In

Labels: "RICHMOND" JERSEY LETTERING (15.5" WIDE), SLEEVE EMBLEM (APPROX 4-5" WIDE), NUMBERS (4" TALL): BLACK, SCARLET, NUMBERS (8" TALL): SCARLET, BLACK, TRIM (1/8" EACH): BLACK, SCARLET

Color swatches: PANTONE 200 (Scarlet), PANTONE COOL GRAY 6 (Gray), PROCESS BLACK (Black)

Alternate (Sunday) Uniform

Labels: "RED-R" ACORN CHEST EMBLEM, NAME PLATE SCARLET, TRIM BLACK, SCARLET, NUMBERS (4" TALL): BLACK, SCARLET, TRIM (1/8" EACH): BLACK, SCARLET, NUMBERS (8" TALL): BLACK, SCARLET

Batting Practice Uniform

Labels: "R" CAP DESIGNATION (WHITE WITH BLACK OUTLINE) CHEST EMBLEM, NAME PLATE WHITE, TRIM (1/8" EACH): WHITE, BLACK, NUMBERS (8" TALL): BLACK, WHITE

Club Cap Guide

Home
NEW ERA THREAD: RADIANT RED, SNOW WHITE, BLACK, CLOUD
BUTTON: BLACK
PRIMARY LOGO
CROWN: BLACK
LOGO: RADIANT RED
UNDERBILL: BLACK
BILL: BLACK
LOGO IS 2.5" TALL

Road
NEW ERA THREAD: RADIANT RED, SNOW WHITE, BLACK, CLOUD
BUTTON: SCARLET
PRIMARY LOGO
CROWN: SCARLET
LOGO: BLACK
UNDERBILL: BLACK
BILL: SCARLET
LOGO IS 2.5" TALL

Alternate
NEW ERA THREAD: SNOW WHITE, BLACK
BUTTON: BLACK
WHITE "R" LOGO
CROWN: SCARLET
LOGO: BLACK
UNDERBILL: BLACK
BILL: BLACK
LOGO IS 3XX TALL

BP
NEW ERA THREAD: RADIANT RED, SNOW WHITE, BLACK, CLOUD
BUTTON: BLACK
SQUIRREL HEAD
CROWN: BLACK
LOGO: RADIANT RED
UNDERBILL: BLACK
BILL: BLACK
RIM: BLACK
LOGO IS 3XX TALL

Organization
 2014 Flying Squirrels
 2013: In Review
 History & Records
 Eastern League
 SF Giants
 General Info





HISTORY & RECORDS

FLYING SQUIRRELS' LOGO GUIDE

Official Club Logos



Primary Logo



Flying Squirrels - White Word Mark



Flying Squirrels - Red Word Mark



Richmond - White Word Mark



Richmond - Red Word Mark



Acorn - "Red R"



Acorn - "White R"



Squirrels Head



Cap "R" Logo

Organization

2014 Flying Squirrels

2013: In Review

History & Records

Eastern League

SF Giants

General Info

HISTORY & RECORDS



FLYING SQUIRRELS' TEAM RECORDS - SINGLE GAME

Largest Margin of Victory.....	14, 9/2/10 @ Erie
Largest Margin of Defeat.....	14, 4/14/13 @ Trenton
Largest Shutout Win.....	14, 9/2/10 @ Erie
Largest Shutout Loss.....	13, 7/13/13 @ Bowie
Longest Game (Innings).....	18, 4/30/11 @ Bowie
Longest Game Time (9 Innings).....	3:41, 7/15/12 @ Harrisburg
Longest Game Time (All).....	5:27, 4/30/11 @ Bowie (18)
Shortest Game (9 Innings).....	2:07 (x2), last 8/2/11 vs. Akron
Shortest Game (All).....	1:33, 7/22/11 vs. Harrisburg (7)
Largest Home Crowd.....	9,560 (x25), last 8/24/13 vs. Altoona
Largest Road Crowd.....	9,784, 5/21/10 @ Reading
Smallest Home Crowd.....	2,359, 5/6/13 vs. Bowie
Smallest Road Crowd.....	785, 5/11/10 @ Bowie
Most Errors.....	5 (x2), last 6/22/12 vs. New Britain
Most Errors by Opponent.....	5 (x2), last 4/12/11 vs. Bowie
Most LOB.....	16, 5/23/13 vs. Trenton
Fewest LOB.....	0 (x3), last 6/5/12 @ New Hampshire
Most Runs (Game).....	20, 5/26/13 @ Altoona
Most Runs Allowed (Game).....	19, 4/17/12 vs. Reading
Most Runs (Inning).....	9, 5/26/13 @ Altoona (1st)
Most Runs Allowed (Inning).....	10, 4/17/12 vs. Reading (6th)
Most Hits (Game).....	22 (x3), last 5/26/13 @ Altoona
Most Hits Allowed (Game).....	22, 4/17/12 vs. Reading
Most Hits (Inning).....	7 (x2), last 7/9/12 vs. Reading (5th)
Most Hits Allowed (Inning).....	9, 4/17/12 vs. Reading (6th)
Most Home Runs (Game).....	4 (x3), last 6/28/13 @ Erie
Most Home Runs Allowed (Game).....	4, 6/28/13 @ Erie
Most Home Runs (Inning).....	2 (Many)
Most Home Runs Allowed (Inning).....	2 (Many)
Most Batters in an Inning.....	13, 5/26/13 @ Altoona (1st)
Most Batters in an Inning (Opponent).....	15, 4/17/12 vs. Reading (6th)
Biggest Comeback Win.....	5, 4/8 vs. Bowie (Down 5-0, Won 12-10)
Biggest Blown Lead.....	6, 4/9 vs. Bowie (Ahead 6-0, Lost 8-7)

FLYING SQUIRRELS' TEAM RECORDS - SEASON

Longest Winning Streak.....	7, 4/27/10 - 5/3/10
Longest Losing Streak.....	7 (x2), last 7/8/13-7/15/13
Most Games Without an Error.....	7, 7/8/10 - 7/17/10
Most Games With an Error.....	10, last 5/23/11 - 6/1/11
Wins.....	76 (2011)
Losses.....	73 (2010)
Highest Batting Average.....	.255 (2012)
Lowest Batting Average.....	.247 (2011)
Lowest ERA.....	4.32 (2013)
Highest ERA.....	3.71 (2010)
At-Bats.....	4764 (2010)
Most Runs Scored.....	611 (2013)
Fewest Runs Scored.....	519 (2012)
Most Hits.....	1207 (2010)
Fewest Hits.....	1155 (2011)
Most Doubles.....	243 (2013)
Fewest Doubles.....	225 (2011)
Most Triples.....	47 (2010)
Fewest Triples.....	19 (x2) (2012, 2013)
Most Home Runs.....	109 (2013)
Fewest Home Runs.....	71 (2010)
Most RBI.....	519 (2011)
Fewest RBI.....	491 (2012)
Most Total Bases.....	1744 (2010)
Fewest Total Bases.....	1690 (2012)
Most Walks.....	423 (2010)
Fewest Walks.....	348 (2011)
Most Intentional Walks.....	18 (2011)
Fewest Intentional Walks.....	9 (2013)

Organization

2014 Flying Squirrels

2013: In Review

History & Records

Eastern League

SF Giants

General Info





HISTORY & RECORDS

FLYING SQUIRRELS' TEAM RECORDS - SEASON (Cont.)

Most Strikeouts (Batters).....	1115 (2013)
Fewest Strikeouts (Batters).....	957 (2012)
Most Stolen Bases.....	105 (2011)
Fewest Stolen Bases.....	77 (2013)
Most Caught Stealing.....	65 (2012)
Fewest Caught Stealing.....	46 (2010)
Highest Stolen Base Percentage.....	68% (2011)
Lowest Stolen Base Percentage.....	62% (2012)
Highest On-Base Percentage.....	.333 (2013)
Lowest On-Base Percentage.....	.302 (2011)
Highest Slugging Percentage.....	.383 (2013)
Lowest Slugging Percentage.....	.361 (2012)
Highest OPS.....	.716 (2013)
Lowest OPS.....	.665 (2011)
Most Sacrifice Flies.....	49 (2012)
Fewest Sacrifice Flies.....	34 (2013)
Most Sacrifice Hits.....	60 (2012)
Fewest Sacrifice Hits.....	54 (2011)
Most Batters Hit By Pitch.....	75 (2013)
Fewest Batters Hit By Pitch.....	41 (2011)
Most Double Plays.....	131 (2012)
Fewest Double Plays.....	93 (2011)
Most Errors Committed.....	122 (2013)
Fewest Errors Committed.....	104 (2012)
Most Complete Games.....	4 (2012)
Fewest Complete Games.....	1 (2013)
Most Shutouts (Pitchers).....	15 (x2) (2012, 2013)
Fewest Shutouts (Pitchers).....	9 (2011)
Most Shutouts (Batters).....	11 (2012)
Fewest Shutouts (Batters).....	10 (x4) (2010, 2011, 2012, 2013)
Most Saves.....	43 (2010)
Fewest Saves.....	36 (2012)
Most Save Opportunities.....	62 (2010)
Fewest Save Opportunities.....	53 (2011)
Most Innings Pitched.....	1253.3 (2010)
Fewest Innings Pitched.....	1219 (2013)
Most Hits Allowed.....	1227 (2010)
Fewest Hits Allowed.....	1160 (2011)
Most Runs Allowed.....	661 (2013)
Fewest Runs Allowed.....	556 (2012)
Most Earned Runs Allowed.....	517 (2010)
Fewest Earned Runs Allowed.....	481 (2011)
Most Home Runs Allowed.....	92 (2010)
Fewest Home Runs Allowed.....	64 (2012)
Most Hit By Pitch (Pitchers).....	55 (2013)
Fewest Hit By Pitch (Pitchers).....	42 (2012)
Most Intentional Walks Issued.....	27 (2012)
Fewest Intentional Walks Issued.....	9 (2013)
Most Strikeouts (Pitchers).....	1096 (2011)
Fewest Strikeouts (Pitchers).....	915 (2010)
Most Balks.....	11 (2013)
Fewest Balks.....	6 (2010)
Most Wild Pitches.....	94 (2013)
Fewest Wild Pitches.....	70 (2010)
Most Double Plays.....	138 (2010)
Fewest Double Plays.....	96 (2011)
Lowest WHIP.....	1.30 (2011, 2012)
Highest WHIP.....	1.46 (2013)
Lowest Average Against.....	.247 (2011)
Highest Average Against.....	.260 (2010)
Most At-Bats Against.....	4727 (2010)
Fewest At-Bats Against.....	4640 (2013)
Most Batters Faced.....	5360 (2013)
Fewest Batters Faced.....	5257 (2012)
Most Holds.....	49 (2010, 2011)
Fewest Holds.....	40 (2013)

Organization

2014 Flying Squirrels

2013: In Review

History & Records

Eastern League

SF Giants

General Info

HISTORY & RECORDS



FLYING SQUIRRELS' INDIVIDUAL RECORDS - SINGLE GAME

BATTING

Runs	4 (x6), last Javier Herrera, 7/16/13 @ Binghamton
Hits	5 (x4), last Juan Perez, 4/20/12 @ Altoona
Extra-Base Hits	3 (Many)
Triples	2, Francisco Peguero, 7/31/11 vs. Trenton
Home Runs	3, Thomas Neal, 6/26/10 @ Erie
Total Bases	12, Thomas Neal, 6/26/10 @ Erie
RBIs	7 (x2), Jarrett Parker, 5/26/13 @ Altoona
Stolen Bases	3 (x3), last Gary Brown, 7/13/12 @ Harrisburg
Walks	4, Brad Boyer, 8/19/10 @ New Britain
Strikeouts	7, Joe Koshansky, 4/30/11 @ Bowie

PITCHING

Innings Pitched (Starter)	9.0, Mike MacDonald, 8/5/10 @ New Hampshire
Innings Pitched (Reliever)	5.2, Eric Surkamp, 7/4/11 vs. Trenton
Hits Allowed (Starter)	13, Craig Westcott, 4/11/12 @ Bowie
Hits Allowed (Reliever)	7, Andy Sisco, 8/4/10 @ New Hampshire
Strikeouts (Starter)	12 (x3), last Mike Kickham, 8/2/12 vs. Reading
Strikeouts (Reliever)	11, Eric Surkamp, 7/4/11 vs. Trenton
Walks (Starter)	6 (x4), last Carlos Teller, 5/31 vs. Erie
Walks (Reliever)	5, Craig Whitaker, 6/11/10 @ Reading
Wild Pitches	3 (x4), last Chris Heston, 8/28/12 vs. Harrisburg
Runs Allowed (Starter)	8 (Many)
Runs Allowed (Reliever)	7, Edwin Quirarte, 7/26/11 @ Erie
Earned Runs Allowed (Starter)	8 (x3), last Justin Fitzgerald, 5/19/12 @ Akron
Earned Runs Allowed (Reliever)	6, Ari Ronick, 5/18/12 @ Akron

FLYING SQUIRRELS' INDIVIDUAL BATTING RECORDS - SEASON

Longest Hit Streak	18, Juan Perez (7/25/12 - 8/14/12)
Batting Average (Min. 384 PA)	Mark Minicozzi, .309 (2013)
Games	137 (x3), Charlie Culberson (2011), Daniel Mayora (2012), Joe Panik (2013)
At-Bats	553, Charlie Culberson (2011)
Runs Scored	74, Mark Minicozzi (2013)
Hits	153, Thomas Neal (2010)
Doubles	40, Thomas Neal (2010)
Triples	10, Juan Perez (2011)
Home Runs	18, Jarrett Parker (2013)
Extra-Base Hits	56, Javier Herrera (2013)
RBIs	74, Javier Herrera (2013)
Total Bases	233, Javier Herrera (2013)
Walks	62, Mark Minicozzi (2013)
Intentional Walks	5, Nick Noonan (2011)
Strikeouts	161, Jarrett Parker (2013)
Stolen Bases	37, Darren Ford (2010)
Caught Stealing	18, Gary Brown (2012)
Stolen Base Percentage (Min. 10 Attempts)	90% (18-20), Justin Christian (2011)
On-Base Percentage (Min. 384 PA)	400, Mark Minicozzi (2013)
Slugging Percentage (Min. 384 PA)	485, Javier Herrera (2013)
OPS (Min. 384 PA)	861, Javier Herrera (2013)
Sacrifice Flies	11, Mark Minicozzi (2012)
Sacrifice Hits	13, Ehire Adrianza (2012)
Hit By Pitch	19, Gary Brown (2012)
Double Plays	24, Daniel Mayora (2012)

FLYING SQUIRRELS' INDIVIDUAL PITCHING RECORDS - SEASON

Longest Scoreless Innings Streak	20.1, Chris Heston, (8/7/12 - 8/23/12)
Wins	11 (x3), David Mixon (2010), Mike Kickham & Craig Westcott (2012)
Losses	10, Mike Kickham & Craig Westcott (2012)
Earned Run Average (Min. 114 IP)	2.02, Eric Surkamp (2011)
Games	48, Rafael Cova, Ronnie Ray, Andy Sisco (2010)
Starts	28, Justin Fitzgerald & Craig Westcott (2012)
Complete Games	1, Many

Organization

2014 Flying Squirrels

2013: In Review

History & Records

Eastern League

SF Giants

General Info



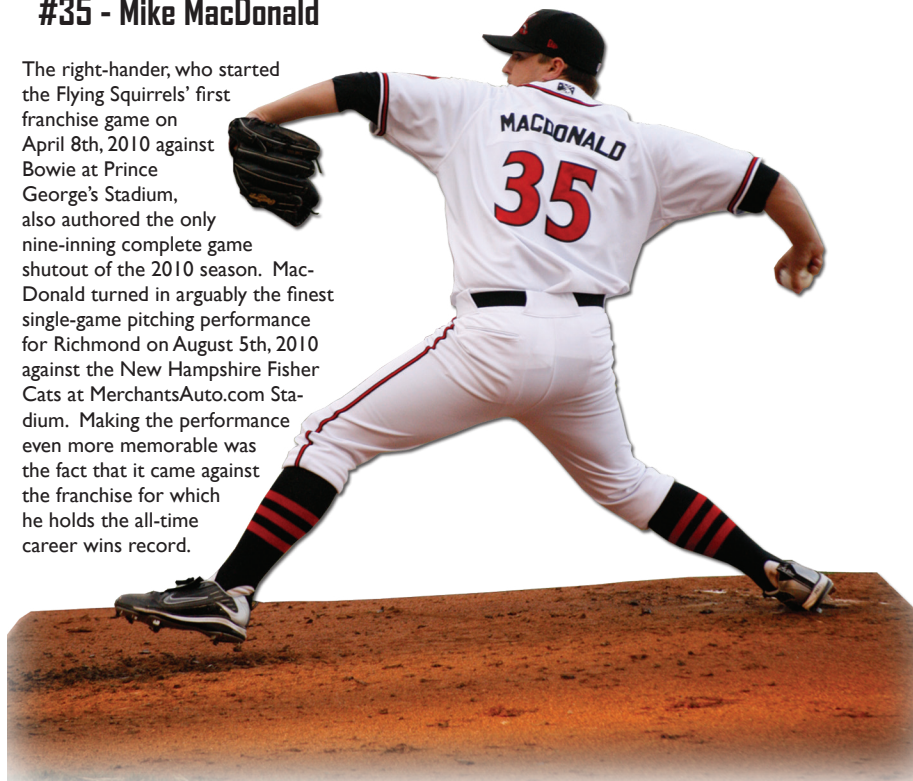
HISTORY & RECORDS

FLYING SQUIRRELS' INDIVIDUAL PITCHING RECORDS - SEASON (Cont.)

Saves.....	23, Rafael Cova (2010)
Save Opportunities.....	29, Rafael Cova (2010)
Innings Pitched.....	165.0, Craig Westcott (2012)
Hits Allowed.....	181, Craig Westcott (2012)
Runs Allowed.....	85, Craig Westcott (2012)
Earned Runs Allowed.....	75, Craig Westcott (2012)
Home Runs Allowed.....	16, Chris Gloor (2013)
Hit Batsmen.....	10, Clayton Tanner (2011)
Walks.....	75, Mike Kickham (2012)
Intentional Walks.....	5, Daniel Turpen (2010)
Strikeouts.....	165, Eric Surkamp (2011)
Balks.....	4, Carlos Teller (2013)
Wild Pitches.....	18, Justin Fitzgerald (2012)
Double Plays Induced.....	27, Craig Westcott (2012)
WHIP (Min. 114 IP).....	1.08, Eric Surkamp (2011)
Average Against (Min. 114 IP).....	.213, Eric Surkamp (2011)
Total Batters Faced.....	698, Craig Westcott (2012)
Holds.....	14, Phil McCormick (2013)

#35 - Mike MacDonald

The right-hander, who started the Flying Squirrels' first franchise game on April 8th, 2010 against Bowie at Prince George's Stadium, also authored the only nine-inning complete game shutout of the 2010 season. MacDonald turned in arguably the finest single-game pitching performance for Richmond on August 5th, 2010 against the New Hampshire Fisher Cats at MerchantsAuto.com Stadium. Making the performance even more memorable was the fact that it came against the franchise for which he holds the all-time career wins record.



Organization

2014 Flying Squirrels

2013: In Review

History & Records

Eastern League

SF Giants

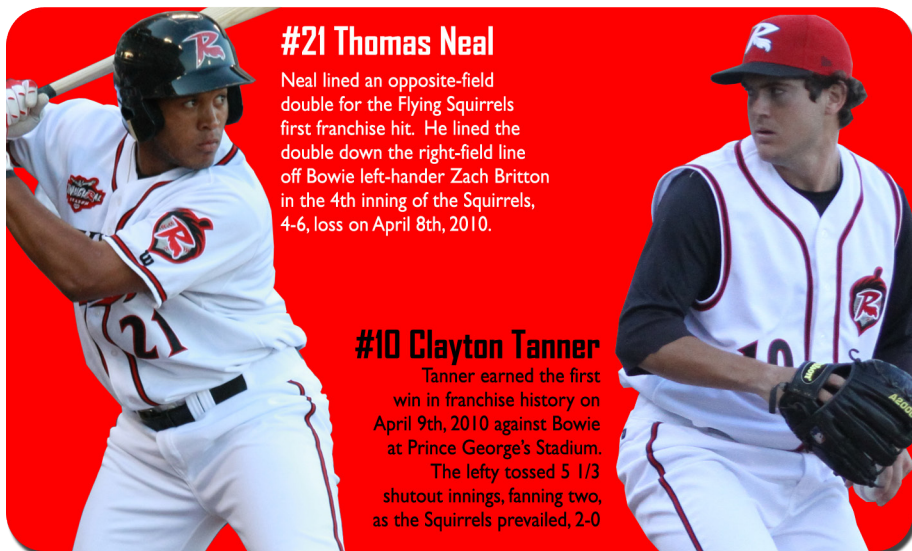
General Info

HISTORY & RECORDS



FLYING SQUIRRELS' FRANCHISE FIRSTS

Game	4/8/10 @ Bowie (Prince George's Stadium)
.....	Bowie 6, Richmond 4 (Game Completed 4/9 Due to Rain)
.....	(W, Pat Egan - L, Ronnie Ray - S, Chad Thall)
Win (Team)	4/9/10 @ Bowie (Prince George's Stadium)
.....	Richmond 2, Bowie 0 (7 Innings) (W, Clayton Tanner - L, Eduardo Gamboa - S, Rafael Cova)
Loss (Team)	4/8/10 @ Bowie (Prince George's Stadium)
.....	Bowie 6, Richmond 4
.....	(W, Pat Egan - L, Ronnie Ray - S, Chad Thall)
Pitcher/Batter	Bowie's LHP Zach Britton to Richmond's Darren Ford (4/8/10 @ Bowie, Prince George's Stadium)
.....	Ford Grounded Out to SS Pedro Florimon
Hit	Thomas Neal, 4/8/10 @ Bowie (4th Inning - Double - Zach Britton)
Double	Thomas Neal, 4/8/10 @ Bowie (4th Inning - Zach Britton)
Triple	Roger Kieschnick, 4/16/10 vs. Reading (3rd Inning - Yohan Flande)
Home Run	Conor Gillaspie, 4/10/10 @ Bowie (6th Inning - Pedro Beato)
Grand Slam	Chris Dominguez, 6/27/11 vs. Harrisburg (7th Inning - Hassan Pena)
Run	Michael Ambort, 4/8/10 @ Bowie (5th Inning)
RBI	Jackson Williams, 4/8/10 @ Bowie (5th Inning)
Walk	Brandon Crawford, 4/8/10 @ Bowie (6th Inning - Pat Egan)
Strikeout (Pitcher)	Ronnie Ray, 4/8/10 @ Bowie (5th Inning - Danny Figueroa)
Strikeout (Batter)	Roger Kieschnick, 4/8/10 @ Bowie (2nd Inning - Zach Britton)
Stolen Base	Tyler Graham, 4/8/10 @ Bowie (7th Inning)
Caught Stealing	Darren Ford, 4/12/10 vs. Altoona (1st Inning - Justin Wilson)
Sacrifice Fly	Clay Timpner, 4/9/10 @ Bowie (6th Inning)
Hit By Pitch	Jackson Williams, 4/8/10 @ Bowie (8th Inning - Chad Thall)
Ground Into Double Play	Thomas Neal, 4/10/10 @ Bowie (6th Inning - Eduardo Gamboa)
Error	Thomas Neal, 4/10/10 @ Bowie (7th Inning)
Wild Pitch	Clayton Tanner, 4/9/10 @ Bowie (3rd Inning)
Balk	David Mixon, 5/3/10 vs. Altoona (2nd Inning)
Win (Individual)	Clayton Tanner, 4/9/10 @ Bowie
Loss (Individual)	Ronnie Ray (4/8/10) @ Bowie
Save	Rafael Cova, 4/9/10 @ Bowie
Complete Game (Seven Innings)	David Mixon, 4/27/10 @ New Britain
Complete Game (Nine Innings)	Mike MacDonald, 8/5/10 @ New Hampshire
Complete-Game Shutout (Seven Innings)	David Mixon, 4/27/10 @ New Britain
Complete-Game Shutout (Nine Innings)	Mike MacDonald, 8/5/10 @ New Hampshire



#21 Thomas Neal

Neal lined an opposite-field double for the Flying Squirrels first franchise hit. He lined the double down the right-field line off Bowie left-hander Zach Britton in the 4th inning of the Squirrels, 4-6, loss on April 8th, 2010.

#10 Clayton Tanner

Tanner earned the first win in franchise history on April 9th, 2010 against Bowie at Prince George's Stadium.

The lefty tossed 5 1/3 shutout innings, fanning two, as the Squirrels prevailed, 2-0

Organization

2014 Flying Squirrels

2013: In Review

History & Records

Eastern League

SF Giants

General Info



HISTORY & RECORDS

FLYING SQUIRRELS' CAREER BATTING LEADERS

Batting Average*	On-Base Percentage*	SLG*	OPS*
Mark Minicozzi..... .299	Mark Minicozzi..... .382	Javier Herrera485	Javier Herrera861
Javier Herrera296	Javier Herrera376	Adam Duvall..... .465	Mark Minicozzi..... .823
Thomas Neal..... .291	Thomas Neal..... .359	Mark Minicozzi441	Thomas Neal..... .799
Conor Gillaspie287	Jarrett Parker355	Thomas Neal..... .440	Adam Duvall..... .785
Daniel Mayora..... .281	Gary Brown..... .347	Jarrett Parker430	Jarrett Parker785
Juan Perez..... .280	Clay Timpner346	Wes Hodges..... .428	Johnny Monell758
Wes Hodges..... .275	Daniel Mayora345	Conor Gillaspie420	Conor Gillaspie754
Ryan Lollis..... .265	Ryan Lollis342	Johnny Monell419	Juan Perez..... .734
Skylar Stromsmoe..... .261	Johnny Monell339	Roger Kieschnick409	Gary Brown..... .731
Charlie Culberson..... .259	Conor Gillaspie335	Gary Brown..... .385	Wes Hodges..... .726

Games	At-Bats	Plate Appearances	Runs
Juan Perez..... 257	Juan Perez..... 940	Juan Perez..... 1010	Juan Perez..... 123
Johnny Monell 227	Mark Minicozzi..... 725	Mark Minicozzi..... 841	Mark Minicozzi..... 109
Mark Minicozzi..... 209	Johnny Monell 709	Johnny Monell 815	Roger Kieschnick 92
Ehire Adrianza 200	Ehire Adrianza 701	Ehire Adrianza 803	Johnny Monell 85
Roger Kieschnick 186	Roger Kieschnick 682	Roger Kieschnick 747	Ehire Adrianza 83

Hits	Doubles	Triples	Home Runs
Juan Perez..... 263	Juan Perez..... 51	Juan Perez..... 14	Johnny Monell 21
Mark Minicozzi..... 217	Johnny Monell 51	Darren Ford 9	Roger Kieschnick 20
Roger Kieschnick 186	Mark Minicozzi..... 49	Conor Gillaspie 8	Jarrett Parker 18
Johnny Monell 179	Thomas Neal..... 40	Roger Kieschnick 8	Mark Minicozzi..... 18
Ehire Adrianza 159	Javier Herrera 37	Two Players Tied..... 6	Adam Duvall..... 17

RBI	Walks	Intentional Walks	Strikeouts
Mark Minicozzi..... 111	Mark Minicozzi..... 94	Nick Noonan 7	Mark Minicozzi..... 187
Johnny Monell 99	Johnny Monell 89	Conor Gillaspie 4	Juan Perez..... 180
Juan Perez..... 93	Ehire Adrianza 72	Sharlton Schoop..... 4	Johnny Monell 177
Roger Kieschnick 88	Jarrett Parker 60	Four Players Tied..... 3	Roger Kieschnick 176
Javier Herrera 74	Joe Panik..... 58		Jarrett Parker 161

Stolen Bases	Caught Stealing	Stolen Base %**	Sacrifice Flies
Darren Ford 43	Juan Perez..... 21	Justin Christian..... .900	Daniel Mayora..... 11
Juan Perez..... 40	Gary Brown..... 18	Juan Perez..... .786	Mark Minicozzi..... 11
Gary Brown..... 33	Darren Ford 18	Charlie Culberson..... .777	Roger Kieschnick 9
Ehire Adrianza 27	Jarrett Parker 11	Ehire Adrianza729	Johnny Monell 8
Javier Herrera 23	Two Players Tied..... 10	Darren Ford705	Conor Gillaspie 8

Sacrifice Hits	HBP	Extra-Base Hits	Total Bases
Ehire Adrianza 17	Gary Brown..... 19	Juan Perez..... 80	Juan Perez..... 387
Skylar Stromsmoe..... 12	Jarrett Parker 15	Johnny Monell 74	Mark Minicozzi..... 320
Darren Ford 10	Thomas Neal..... 11	Mark Minicozzi..... 67	Johnny Monell 297
Nick Liles 9	Daniel Mayora..... 11	Javier Herrera 56	Roger Kieschnick 279
Two Players Tied..... 8	Mark Minicozzi..... 11	Thomas Neal..... 53	Javier Herrera 233

*Minimum of 384 Plate Appearances **Minimum of 10 Attempts

Organization
2014 Flying Squirrels
2013: In Review
History & Records
Eastern League
SF Giants
General Info



HISTORY & RECORDS



FLYING SQUIRRELS' CAREER PITCHING LEADERS

ERA*	WHIP*	Average Against*	Strikeouts/9.0 IP*
Eric Surkamp..... 2.02	Eric Surkamp..... 1.08	Eric Surkamp..... .213	Eric Surkamp..... 10.43
Chris Heston..... 2.24	Chris Heston..... 1.10	Mike Kickham..... .219	Ryan Verdugo..... 9.18
Mike Kickham..... 3.05	Jack Snodgrass..... 1.17	Chris Heston..... .230	Mike Kickham..... 8.18
Justin Fitzgerald..... 3.13	David Mixon..... 1.19	Ryan Verdugo..... .241	Chris Heston..... 8.17
David Mixon..... 3.51	Justin Fitzgerald..... 1.26	Jack Snodgrass..... .241	Justin Fitzgerald..... 7.30
Edwin Quirarte..... 3.56	Chris Gloor..... 1.27	Justin Fitzgerald..... .244	Daryl Maday..... 6.75
Daryl Maday..... 3.68	Mike Kickham..... 1.29	David Mixon..... .255	David Mixon..... 6.26
Jack Snodgrass..... 3.70	Clayton Tanner..... 1.37	Clayton Tanner..... .262	Clayton Tanner..... 5.66
Mike MacDonald..... 3.90	Ryan Verdugo..... 1.37	Chris Gloor..... .265	Mike MacDonald..... 5.24
Clayton Tanner..... 3.95	Mike MacDonald..... 1.39	Daryl Maday..... .268	Craig Westcott..... 4.51

Wins	Losses	Winning Percentage**	Games
Craig Westcott..... 19	Craig Westcott..... 25	Jack Snodgrass..... .750	Edwin Quirarte..... 130
Justin Fitzgerald..... 19	Daryl Maday..... 25	Eric Surkamp..... .714	Daryl Maday..... 119
Daryl Maday..... 17	Clayton Tanner..... 19	Brett Bochy..... .700	Craig Westcott..... 68
Clayton Tanner..... 15	Justin Fitzgerald..... 17	David Mixon..... .611	Ronnie Ray..... 63
Chris Gloor..... 13	Chris Gloor..... 12	Ryan Verdugo..... .571	Justin Fitzgerald..... 61

Games Started	Complete Games	Shutouts	Balks
Craig Westcott..... 68	Ten Pitchers..... 1	Mike MacDonald..... 1	Clayton Tanner..... 5
Justin Fitzgerald..... 61		David Mixon..... 1	Carlos Teller..... 4
Clayton Tanner..... 49		Mike Kickham..... 1	Mike Kickham..... 3
Daryl Maday..... 40			Edwin Quirarte..... 2
Chris Gloor..... 39			Chris Gloor..... 2

Saves	Innings Pitched	Hits Allowed	At-Bats Against
Daryl Maday..... 28	Craig Westcott..... 375.2	Craig Westcott..... 415	Craig Westcott..... 1453
Rafael Cova..... 23	Justin Fitzgerald..... 344	Daryl Maday..... 347	Daryl Maday..... 1294
Heath Hembree..... 17	Daryl Maday..... 340	Justin Fitzgerald..... 311	Justin Fitzgerald..... 1276
Brett Bochy..... 14	Clayton Tanner..... 268.2	Clayton Tanner..... 270	Clayton Tanner..... 1032
Jason Stoffel..... 13	Chris Gloor..... 262	Chris Gloor..... 262	David Mixon..... 620

Total Batters Faced	Runs Allowed	Earned Runs Allowed	Home Runs Allowed
Craig Westcott..... 1633	Craig Westcott..... 204	Craig Westcott..... 180	Daryl Maday..... 28
Justin Fitzgerald..... 1436	Daryl Maday..... 153	Daryl Maday..... 139	Craig Westcott..... 27
Daryl Maday..... 1434	Clayton Tanner..... 149	Justin Fitzgerald..... 120	Clayton Tanner..... 23
Clayton Tanner..... 1032	Justin Fitzgerald..... 139	Clayton Tanner..... 118	Chris Gloor..... 23
Chris Gloor..... 1090	Chris Gloor..... 113	Chris Gloor..... 103	Justin Fitzgerald..... 17

Hit Batsmen	Walks	Strikeouts	Wild Pitches
Clayton Tanner..... 17	Craig Westcott..... 141	Justin Fitzgerald..... 282	Justin Fitzgerald..... 31
Justin Fitzgerald..... 16	Justin Fitzgerald..... 123	Daryl Maday..... 255	Clayton Tanner..... 24
Daryl Maday..... 13	Clayton Tanner..... 99	Craig Westcott..... 208	Daryl Maday..... 22
Craig Westcott..... 11	Daryl Maday..... 97	Chris Gloor..... 195	Craig Westcott..... 21
Edwin Quirarte..... 11	Mike Kickham..... 75	Clayton Tanner..... 169	Two Pitchers Tied..... 14

*Minimum of 114 Innings Pitched **Minimum of 10 Decisions

Organization
 2014 Flying Squirrels
 2013: In Review
 History & Records
 Eastern League
 SF Giants
 General Info





HISTORY & RECORDS

FLYING SQUIRRELS' FIRST GAME



VS.



April 8th, 2010
Prince George's Stadium

Bowie Baysox (1-0) 6, Richmond Flying Squirrels (0-1) 4
April 8, 2010

	1	2	3	4	5	6	7	8	9	R	H	E
Richmond	0	0	0	0	2	0	0	2	0	4	11	0
Bowie	0	0	0	1	1	1	3	0	x	6	14	0

Richmond	AB	R	H	RBI	BB	SO	LOB	AVG
Ford, CF	5	0	0	0	0	1	3	.000
Crawford, SS	4	0	1	0	1	1	2	.250
Neal, LF	4	1	2	0	1	1	1	.500
Kieschnick, RF	5	1	2	0	0	3	3	.400
Gillaspie, 3B	5	0	1	2	0	0	4	.200
Ambort, 1B	3	1	1	0	1	0	2	.333
Noonan, 2B	4	1	1	0	0	0	1	.250
Williams, J, C	3	0	2	2	0	0	0	.667
Graham, T, DH	4	0	1	0	0	2	3	.250
MacDonald, P	0	0	0	0	0	0	0	.000
Ray, R, P	0	0	0	0	0	0	0	.000
Sisco, P	0	0	0	0	0	0	0	.000
Totals	37	4	11	4	3	8	19	.297

Bowie	AB	R	H	RBI	BB	SO	LOB	AVG
Figueroa, D, CF	4	0	0	0	1	1	1	.000
Abreu, M, RF	4	1	2	0	0	0	0	.500
Figueroa, P, DH	5	2	3	0	0	1	2	.600
Waring, 3B	5	1	3	1	0	0	2	.600
Widlansky, 1B	4	1	2	0	0	1	2	.500
Joseph, C	1	1	1	2	2	0	0	1.000
Henson, LF	3	0	1	2	1	0	4	.333
Adams, 2B	4	0	2	1	0	0	4	.500
Florimon Jr., SS	4	0	0	0	0	0	1	.000
Britton, Z, P	0	0	0	0	0	0	0	.000
Egan, P	0	0	0	0	0	0	0	.000
Gabino, P	0	0	0	0	0	0	0	.000
Thall, P	0	0	0	0	0	0	0	.000
Totals	34	6	14	6	4	3	16	.412

BATTING

2B: Neal (1, Britton, Z), Williams, J 2 (2, Egan, Gabino), Gillaspie (1, Gabino).

TB: Crawford; Neal 3; Kieschnick 2; Gillaspie 2; Ambort;

Noonan; Williams, J 4; Graham, T.

RBI: Williams, J 2 (2), Gillaspie 2 (2).

Runners left in scoring position, 2 out: Kieschnick; Ford;

Ambort; Crawford 2; Graham, T; Gillaspie.

Team RISP: 3-for-13.

Team LOB: 10.

BASERUNNING

SB: Graham, T (1, 2nd base off Gabino/Joseph).

FIELDING

Outfield assists: Kieschnick (Joseph at home).

DP: (Gillaspie-Williams, J-Ambort).

Richmond	IP	H	R	ER	BB	SO	HR	ERA
MacDonald	4.0	5	1	1	2	0	0	2.25
Ray, R (L, 0-1)	2.1	6	4	4	1	2	0	15.43
Sisco	1.2	3	1	1	1	0	0	5.40
Totals	8.0	14	6	6	4	3	0	6.75

WP: Egan.

HBP: Abreu, M (by MacDonald), Williams, J (by Thall).

Groundouts-flyouts: MacDonald 9-1, Ray, R 3-2, Sisco 0-4, Britton, Z 7-3, Egan 3-1, Gabino 2-0, Thall 0-2.

Batters faced: MacDonald 17, Ray, R 14, Sisco 9, Britton, Z 16, Egan 8, Gabino 9, Thall 8.

Inherited runners-scored: Sisco 2-2, Egan 2-2, Thall 1-0.

Umpires: HP: Chad Whitson. 1B: Jon Saphire. 2B: . 3B: Tim Eastman.

Weather: 77 degrees, clear.

Wind: 13 mph, Out to CF.

T: 2:53 (1:17 delay).

Att: 3,761.

Compiled by MLB Advanced Media

BATTING

2B: Adams (1, Ray, R), Henson (1, Sisco), Abreu, M (1, Sisco).

TB: Abreu, M 3; Figueroa, P 3; Waring 3; Widlansky 2; Joseph;

Henson 2; Adams 3.

RBI: Joseph 2 (2), Waring (1), Adams (1), Henson 2 (2).

2-out RBI: Waring; Henson 2.

Runners left in scoring position, 2 out: Widlansky; Figueroa,

D; Adams; Waring 2.

SF: Joseph.

GDP: Adams.

Team RISP: 6-for-14.

Team LOB: 10.

BASERUNNING

CS: Abreu, M (1, 2nd base by MacDonald/Williams, J).

FIELDING

Outfield assists: Abreu, M (Gillaspie at 3rd base).

Bowie	IP	H	R	ER	BB	SO	HR	ERA
Britton, Z	4.1	3	2	2	0	3	0	4.15
Egan (W, 1-0)	1.2	2	0	0	1	1	0	0.00
Gabino (H, 1)	1.1	4	2	2	2	1	0	13.50
Thall (S, 1)	1.2	2	0	0	0	3	0	0.00
Totals	9.0	11	4	4	3	8	0	4.00

Organization

2014 Flying Squirrels

2013: In Review

History & Records

Eastern League

SF Giants

General Info

HISTORY & RECORDS



FLYING SQUIRRELS' DIAMOND FIRSTS

Game	4/15/10 vs. Reading
	Richmond 3, Reading 0
	(W, Daryl Maday - L, Michael Cisco - S, Rafael Cova)
Win	4/15/10 vs. Reading
	Richmond 3, Reading 0
	(W, Daryl Maday - L, Michael Cisco - S, Rafael Cova)
Loss	4/18/10 vs. Reading
	Reading 5, Richmond 2
	(W, Vance Worley - L, Mike MacDonald - S, Michael Stutes)
Pitcher/Batter	Richmond's Daryl Maday to Reading's Tyson Gillies, 4/15/10 @ 7:13 PM (Struck Out Looking)
Hit	Thomas Neal, 4/15/10 vs. Reading (2nd Inning - Single - Mike Cisco)
Double	Nick Noonan, 4/15/10 vs. Reading (2nd Inning - Mike Cisco)
Triple	Roger Kieschnick, 4/16/10 vs. Reading (3rd Inning - Yohan Flande)
Home Run	Jackson Williams, 4/15/10 vs. Reading (5th Inning - Mike Cisco)
Grand Slam	Chris Dominguez, 6/27/11 vs. Harrisburg (7th Inning - Hassan Pena)
Run	Thomas Neal, 4/15/10 vs. Reading (2nd Inning)
RBI	Nick Noonan, 4/15/10 vs. Reading (2nd Inning)
Walk	Jackson Williams, 4/15/10 vs. Reading (2nd Inning - Mike Cisco)
Strikeout (Pitcher)	Daryl Maday, 4/15/10 vs. Reading (1st Inning - Tyson Gillies)
Strikeout (Batter)	Darren Ford, 4/15/10 vs. Reading (1st Inning - Mike Cisco)
Stolen Base	Skylar Stromsmoe, 4/16/10 vs. Reading (1st Inning)
Caught Stealing	Nick Noonan, 4/15/10 vs. Reading (7th Inning - Tuffy Gosewisch)
Sacrifice Fly	Conor Gillaspie, 4/19/10 vs. New Britain (3rd Inning)
Hit By Pitch	Roger Kieschnick, 4/16/10 vs. Reading (2nd Inning)
Ground Into Double Play	Roger Kieschnick, 4/15/10 vs. Reading (6th Inning, 6-4-3)
Error	Brandon Crawford, 4/16/10 vs. Reading (5th Inning)
Wild Pitch	Tony Pena Jr., 4/16/10 vs. Reading (9th Inning)
Balk	David Mixon, 5/3/10 vs. Altoona (2nd Inning)
Win (Individual)	Daryl Maday, 4/15/10 vs. Reading
Loss (Individual)	Mike MacDonald, 4/18/10 vs. Reading
Save	Rafael Cova, 4/15/10 vs. Reading
Complete Game (7 Innings)	Mike Kickham, 6/2/12 vs. Erie
Complete Game (9 Innings)	Never
Complete-Game Shutout (7 Innings)	Mike Kickham, 6/2/12 vs. Erie
Complete-Game Shutout (9 Innings)	Never

Organization

2014 Flying Squirrels

2013: In Review

History & Records

Eastern League

SF Giants

General Info



#28 Daryl Maday

(At Left) Flying Squirrels' right-hander Daryl Maday throws the first pitch in franchise history at The Diamond. Maday's first pitch was delivered on April 15th at 7:13 PM to Reading Phillies' leadoff hitter Tyson Gillies. Maday's first offering was a ball, but he went on to strike out Gillies looking. Maday turned in a strong outing in what turned into the first victory for Richmond at the renovated Diamond. He worked 5 2/3 scoreless innings, allowing just four hits, while walking two and striking out four. He earned the victory as the Flying Squirrels posted a 3-0 shutout of Reading. Richmond catcher Jackson Williams provided the first home run for the Squirrels at The Diamond, a solo-shot in the 5th inning off Reading's Mike Cisco. Conor Gillaspie also homered in the game, curious due to the fact that the Squirrels hit just 19 more home runs in their home park on the year.



HISTORY & RECORDS

FLYING SQUIRRELS' FIRST GAME AT THE DIAMOND



VS.



April 15th, 2010
The Diamond

Richmond Flying Squirrels (2-6) 3, Reading Phillies (5-3) 0
April 15, 2010

	1	2	3	4	5	6	7	8	9	R	H	E
Reading	0	0	0	0	0	0	0	0	0	0	4	0
Richmond	0	1	0	0	1	1	0	0	x	3	6	0

Reading	AB	R	H	RBI	BB	SO	LOB	AVG	Richmond	AB	R	H	RBI	BB	SO	LOB	AVG
Gillies, CF	3	0	0	0	1	2	0	.121	Ford, CF	4	0	0	0	0	1	1	.194
Galvis, SS	4	0	0	0	0	1	3	.258	Crawford, SS	4	0	1	0	0	1	0	.360
Brown, D, RF	3	0	1	0	1	0	0	.333	Gillaspie, 3B	4	1	1	1	0	0	0	.212
Mahar, 1B-LF	3	0	0	0	1	1	1	.310	Neal, LF	3	1	1	0	1	1	0	.188
Pinckney, 3B	3	0	1	0	1	1	0	.310	Kieschnick, RF	3	0	1	0	0	0	2	.250
Spidale, LF	4	0	0	0	0	0	4	.348	Ambort, 1B	3	0	0	0	0	1	2	.100
Escalona, S, P	0	0	0	0	0	0	0	.000	Noonan, 2B	2	0	1	1	1	0	1	.226
Gosewisch, C	4	0	1	0	0	1	0	.200	Williams, J, C	2	1	1	1	1	0	1	.444
Chavez, O, 2B	3	0	0	0	1	1	1	.111	Maday, P	2	0	0	0	0	2	2	.000
Cisco, P	2	0	1	0	0	0	0	.500	Ray, R, P	0	0	0	0	0	0	0	.000
a-Stavisky, PH	1	0	0	0	0	0	0	.000	a-Timpner, PH	0	0	0	0	1	0	0	.375
Chapman, P	0	0	0	0	0	0	0	.000	Stevens, J, P	0	0	0	0	0	0	0	.000
Bozied, 1B	1	0	0	0	0	0	0	.333	Cova, P	0	0	0	0	0	0	0	.000
Totals	31	0	4	0	5	7	9	.257	Totals	27	3	6	3	4	6	9	.234

a-Grounded out for Cisco in the 7th.

BATTING

2B: Brown, D (4, Maday).

TB: Brown, D 2; Pinckney; Gosewisch; Cisco.

Runners left in scoring position, 2 out: Mahar, Galvis 2;

Spidale 2.

Team RISP: 0-for-3.

Team LOB: 9.

FIELDING

Outfield assists: Gillies (Crawford at 3rd base).

DP: (Galvis-Chavez, O-Mahar).

a-Walked for Ray, R in the 7th.

BATTING

2B: Noonan (3, Cisco), Crawford (3, Cisco).

HR: Williams, J (1, 5th inning off Cisco, 0 on, 0 out), Gillaspie (3, 6th inning off Cisco, 0 on, 0 out).

TB: Crawford 2; Gillaspie 4; Neal; Kieschnick; Noonan 2;

Williams, J 4.

RBI: Noonan (1), Williams, J (3), Gillaspie (8).

2-out RBI: Noonan.

Runners left in scoring position, 2 out: Maday.

GIDP: Kieschnick.

Team RISP: 1-for-3.

Team LOB: 4.

BASERUNNING

SB: Noonan (2, 3rd base off Cisco/Gosewisch).

CS: Noonan (1, 2nd base by Chapman/Gosewisch).

Reading	IP	H	R	ER	BB	SO	HR	ERA
Cisco (L, 1-1)	6.0	6	3	3	2	4	2	3.00
Chapman	1.0	0	0	0	2	0	0	0.00
Escalona, S	1.0	0	0	0	0	2	0	0.00
Totals	8.0	6	3	3	4	6	2	4.31

Richmond	IP	H	R	ER	BB	SO	HR	ERA
Maday (W, 1-0)	5.2	4	0	0	2	4	0	1.69
Ray, R (H, 1)	1.1	0	0	0	0	1	0	7.71
Stevens, J (H, 2)	0.2	0	0	0	2	1	0	0.00
Cova (S, 2)	1.1	0	0	0	1	1	0	0.00
Totals	9.0	4	0	0	5	7	0	2.97

IBB: Williams, J (by Cisco).

Groundouts-flyouts: Cisco 9-4, Chapman 1-1, Escalona, S 0-1, Maday 10-3, Ray, R 2-1, Stevens, J 0-1, Cova 1-1.

Batters faced: Cisco 24, Chapman 4, Escalona, S 3, Maday 23, Ray, R 4, Stevens, J 4, Cova 5.

Inherited runners-scored: Ray, R 1-0, Cova 2-0.

Umpires: HP: Chris Hammer. 1B: Jordan Ferrell. 2B: . 3B: Cory Hinga.

Weather: 73 degrees, clear.

Wind: 5 mph, Out to CF.

T: 2:38.

Att: 9,560.

Compiled by MLB Advanced Media

Organization

2014 Flying Squirrels

2013: In Review

History & Records

Eastern League

SF Giants

General Info

HISTORY & RECORDS



FLYING SQUIRRELS' ALL-TIME ROSTER

A

Adrianza, Ehire - SS (2012, 2013)
 Ambort, Michael - 1B (2010)
 Anders, Luke - 1B/DH (2012)

B

Belt, Brandon - 1B/OF (2010)
 Biery, Drew - 1B (2011)
 Bochy, Brett - RHP (2012)
 Bond, Brock - INF (2010)
 Bowlin, Drew - RHP (2011, 2013)
 Bose, Jim - S & C Coach (2012)
 Boyer, Brad - INF (2010)
 Bradley, Ryan - LHP (2013)
 Brown, Gary - OF (2012)

C

Castillo, Fabio - RHP (2013)
 Cavan, Ryan - 2B (2012)
 Christian, Justin - OF (2011)
 Ciriaco, Juan - INF (2010, 2012, 2103)
 Clark, Craig - LHP (2010)
 Correa, Hector - RHP (2011)
 Cova, Rafael - RHP (2010)
 Crawford, Brandon - SS (2010)
 Culberson, Charlie - 2B (2011)

D

D'Alessio, Andy - 1B (2010)
 Dominguez, Chris - 3B/OF (2011, 2012)
 Dowdy, Justin - LHP (2011)
 Dunning, Jake - RHP (2012)
 Dunnington, Jacob - RHP (2012)
 Duvall, Adam - 3B (2013)

E

Escobar, Edwin - LHP (2013)
 Eshleman, John - UTIL (2012)

F

Fairley, Wendell - OF (2011, 2012)
 Fitzgerald, Justin - RHP (2011, 2012, 2013)
 Fleet, Austin - RHP (2011, 2012)
 Flores, Jose - UTIL (2011, 2012)
 Ford, Darren - CF (2010, 2011)

G

Gillaspie, Conor - 3B (2010)
 Gonzalez, Abe - S & C Coach (2010)
 Gloor, Chris - LHP (2012, 2013)
 Graham, Tyler - OF (2010)
 Grimsley, Ross - Pitching Coach (2010-2013)

H

Hall, Cody - RHP (2013)
 Hembree, Heath - RHP (2011)
 Herrera, Javier - OF (2013)
 Heston, Chris - RHP (2012)
 Hinshaw, Alex - LHP (2011)
 Hodges, Wes - 1B (2011, 2012)

I

J

Javier, Omar - RHP (2013)
 Joseph, Tommy - C (2012)
 Joyce, Ken - Hitting Coach (2011-2013)

K

Kickham, Mike - LHP (2012)
 Kieschnick, Roger - OF (2010, 2011)
 Klimas, Matt - C (2010)

K (Cont.)

Krill, Brett - OF (2013)
 Koshansky, Joe - 1B (2011)

L

Lawson, Brad - S & C Coach (2013)
 La Torre, Tyler - C (2010, 2013)
 Liles, Nick - OF (2011)
 Lively, Mitch - RHP (2010, 2011)
 Lofgren, Chuck - LHP (2011)
 Lollis, Ryan - OF (2011, 2013)
 Lormand, Ryan - INF (2010, 2011)
 Lowenstein, Aaron - C (2010, 2011)

M

MacDonald, Mike - RHP (2010)
 Machemer, Dave - Manager (2011-2013)
 Maday, Daryl - RHP (2010, 2011, 2012, 2013)
 Main, Michael - RHP (2010)
 Martin, Adrian - RHP (2010)
 Martinez-Estevé, Eddy - OF (2010)
 Matos, Osiris - RHP (2011)
 Mayora, Daniel - 3B (2012)
 McBryde, Mike - OF (2011)
 McCormick, Phil - LHP (2013)
 Minicozzi, Mark - INF/OF (2012, 2013)
 Mitchell, Russ - INF/OF (2012)
 Mixon, David - RHP (2010, 2011)
 Moss, Brad - C (2013)
 Monell, Johnny - C (2011, 2012)
 Morman, Russ - Hitting Coach (2010)

N

Navarro, Jesus - C (2012, 2013)
 Neal, Thomas - OF (2010)
 Noonan, Nick - 2B (2010, 2011)

O

Oropesa, Ricky - 1B (2013)
 Ortega, Eric - Athletic Trainer (2010-2011)
 Osich, Josh - LHP (2013)
 Otero, Dan - RHP (2011)

P

Panik, Joe - INF (2013)
 Parker, Jarrett - OF (2013)
 Peguero, Francisco - OF (2011)
 Perez, Juan - OF (2011, 2012)
 Pena Jr., Tony - RHP (2010)
 Petra, L.J. - Athletic Trainer (2012, 2013)

Q

Quinowski, David - LHP (2010, 2011)
 Quirarte, Edwin - RHP (2011, 2012, 2013)

R

Ray, Ronnie - RHP (2010, 2011)
 Reichard, Andy - RHP (2012)
 Relaford, Travious - INF (2013)
 Rodriguez, Wilmin - LHP (2010, 2011)
 Rogers, Taylor - RHP (2013)
 Rojas, Nestor - C (2010)
 Romero, Felix - RHP (2010)
 Ronick, Ari - LHP (2012)

S

Schoop, Sharlon - INF (2010, 2011)
 Schumer, Justin - RHP (2011)
 Sherrill, Garrett - S & C Coach (2011)
 Shuman, Scott - RHP (2013)

S (Cont.)

Sisco, Andy - LHP (2010)
 Skeels, Andy - Manager (2010)
 Sosa, Henry - RHP (2011)
 Snodgrass, Jack - LHP (2013)
 Stevens, Jake - LHP (2010)
 Stevenson, Jason - LHP (2011, 2012)
 Stoffel, Jason - RHP (2011)
 Stromsmoe, Skyler - UTIL (2010, 2011, 2013)
 Susac, Andrew - C (2013)
 Surkamp, Eric - LHP (2011)

T

Tanner, Clayton - LHP (2010, 2011)
 Teller, Carlos - LHP (2013)
 Timpner, Clay - OF (2010)
 Tomlinson, Kelby - INF (2013)
 Turpen, Daniel - RHP (2010)

U

Valdez, Jose - RHP (2013)
 Verdugo, Ryan - LHP (2011)
 Vessella, Tom - LHP (2011, 2012, 2013)
 Villalona, Angel - 1B (2013)
 Vogelsong, Ryan - RHP (2013)

W

Wagner, Mark - C (2013)
 Weeks, Joel - UTIL (2011, 2012)
 Westcott, Craig - RHP (2010, 2012, 2013)
 Whitaker, Craig - RHP (2010)
 Williams, Jackson - C (2010, 2011)
 Wilson, Chris - RHP (2012)

X

Y

Z

Zambrano, Eliezer - C (2010, 2011, 2012, 2013)



Eliezer Zambrano (Left), and Daryl Maday (Right) are the only two players to appear for the Squirrels in each of their first four seasons in Richmond. Maday, started the Inaugural game at The Diamond in 2010 and the first ever post-season game for Richmond against Harrisburg in 2011. He won both.

Organization

2014 Flying Squirrels

2013: In Review

History & Records

Eastern League

SF Giants

General Info



HISTORY & RECORDS

FROM THE BOULEVARD TO THE BAY

Players From Left to Right

Francisco Peguero - OF (RFS - 2011)
MLB Debut - 8/25/12 (Giants)
Ryan Verdugo - LHP (RFS - 2011)
MLB Debut - 7/17/12 (Royals)
Johnny Monell - C (RFS - 2011, 2012)
MLB Debut - 9/5/13 (Giants)
Dan Otero - RHP (RFS - 2011)
MLB Debut - 4/7/12 (Giants)

Mike Kickham - LHP (RFS - 2012)
MLB Debut - 5/28/13 (Giants)
Juan Perez - OF (RFS - 2011, 2012)
MLB Debut - 6/9/13 (Giants)
Jake Dunning - RHP (RFS - 2012)
MLB Debut - 6/16/13 (Giants)
Ehire Adrianza - SS (RFS - 2012, 2013)
MLB Debut - 8/25/12 (Giants)
Francisco Peguero - OF (RFS - 2011)
MLB Debut - 9/8/13 (Giants)



Players From Left to Right

Brandon Crawford - SS (RFS - 2010)
MLB Debut - 5/27/11 (Giants)
Brandon Belt - 1B (RFS - 2010)
MLB Debut - 3/31/11 (Giants)
Darren Ford - OF (RFS - 2010, 2011)
MLB Debut - 9/1/10 (Giants)
Thomas Neal - OF (RFS - 2010)
MLB Debut - 9/2/12 (Indians)

Roger Kieschnick - OF (RFS - 2010, 2011)
MLB Debut - 7/31/13 (Giants)
Heath Hembree - RHP (RFS - 2011)
MLB Debut - 9/3/13 (Giants)
Nick Noonan - INF (RFS - 2010, 2011)
MLB Debut - 4/3/13 (Giants)
Eric Surkamp - LHP (RFS - 2011)
MLB Debut - 8/27/11 (Giants)
Charlie Culberson - 2B (RFS - 2011)
MLB Debut - 5/13/12 (Giants)



Not Pictured: Tyler Graham - OF (RFS - 2010), MLB Debut - 9/7/12 (Diamondbacks)

Organization
2014 Flying Squirrels
2013: In Review
History & Records
Eastern League
SF Giants
General Info

HISTORY & RECORDS



FLYING SQUIRRELS' POSTSEASON HISTORY



2011 Western Division Championship Series
 Richmond Flying Squirrels vs. Harrisburg Senators
 Flying Squirrels Win Series (3-0)



WDCS - Game 1	1	2	3	4	5	6	7	8	9	R	H	E
Richmond	0	1	0	0	0	2	0	2	1	6	13	0
Harrisburg	0	0	0	0	0	0	0	0	0	0	7	2

Date/Venue: 9/9/11/The Diamond WP: D. Maday (1-0) LP: E. Arnesen (0-1) S: None T: 2:51 Att.: 6,447

WDCS - Game 2	1	2	3	4	5	6	7	8	9	10	11	R	H	E
Richmond	0	0	0	0	0	0	0	2	0	0	2	4	7	0
Harrisburg	0	0	0	2	0	0	0	0	0	0	0	2	6	2

Date/Venue: 9/10/11/The Diamond WP: H. Hembree (1-0) LP: P. Lehman (0-1) S: None T: 3:21 Att.: 6,489

WDCS - Game 3	1	2	3	4	5	6	7	8	9	R	H	E
Harrisburg	0	0	0	0	0	0	0	1	0	1	5	0
Richmond	0	0	0	0	0	2	0	0	x	2	8	0

Date/Venue: 9/11/11/The Diamond WP: J. Fitzgerald (1-0) LP: T. Roark (0-1) S: H. Correa (1) T: 2:21 Att.: 2,891



2011 Eastern League Championship Series
 Richmond Flying Squirrels vs. N. Hampshire Fisher Cats
 Fisher Cats Win Series (3-1)



ELCS - Game 1	1	2	3	4	5	6	7	8	9	R	H	E
Richmond	1	2	0	3	1	0	1	0	2	10	17	3
New Hampshire	0	0	4	0	1	1	0	3	0	9	10	2

Date/Venue: 9/13/11/NE Delta Dental Stadium WP: H. Hembree (2-0) LP: B. Korecky (0-1) S: None T: 3:42 Att.: 2,491

ELCS - Game 2	1	2	3	4	5	6	7	8	9	R	H	E
Richmond	1	0	0	0	0	0	2	0	2	5	11	1
New Hampshire	0	3	0	0	1	0	3	0	x	7	11	1

Date/Venue: 9/14/11/NE Delta Dental Stadium WP: N. Molina (1-1) LP: D. Maday (1-1) S: None T: 3:15 Att.: 2,532

ELCS - Game 3	1	2	3	4	5	6	7	8	9	R	H	E
New Hampshire	0	0	0	0	0	5	0	0	0	5	6	1
Richmond	1	0	0	0	0	1	0	1	0	3	11	1

Date/Venue: 9/16/11/The Diamond WP: W. Etheridge (1-0) LP: J. Stevenson (0-1) S: B. Korecky (4) T: 2:59 Att.: 8,819

ELCS - Game 4	1	2	3	4	5	6	7	8	9	R	H	E
New Hampshire	0	1	0	2	0	0	0	0	1	4	8	1
Richmond	0	1	1	0	0	1	0	0	0	3	10	2

Date/Venue: 9/17/11/The Diamond WP: C. Everts (1-0) LP: H. Correa (0-1) S: B. Korecky (5) T: 2:58 Att.: 4,721

Organization

2014 Flying Squirrels

2013: In Review

History & Records

Eastern League

SF Giants

General Info



EASTERN LEAGUE



EASTERN LEAGUE

Eastern League
 30 Danforth St., Suite 208
 Portland, ME 04101
 Phone: (207) 761-2700
 Fax: (207) 761-7064
www.easternleague.com



Official Name	The Eastern League of Professional Baseball Clubs, Inc.
E-Mail	elpb@easternleague.com
President	Joseph R. McEacharn (11th year)
Assistant to the President	Bill Rosario
Years League Active	1923-Present
Schedule	142 Games, Unbalanced
2014 Opening Date	April 3
2014 Closing Date	September 1
Playoffs Begin	September 3
All-Star Break	July 15-16
2014 All-Star Game	July 16, Peoples Natural Gas Field, Altoona, PA
League Roster Limit	25 Players, Entire Season
Playoff Format	Top two teams based on winning percentage qualify
Divisional Playoffs	Best of Five (2-2-1)
League Championship Series	Best of Five (2-3)
Tiebreakers (First)	Head-to-Head Season Series
Tiebreakers (Second)	One-Game Playoff
League Statistician	MLB Advanced Media
Batting Title Minimum	75 Ninth Avenue, 5th Floor, New York, NY 10011
ERA Title Minimum	2.7 PA per scheduled game
	0.8 IP per scheduled game

WESTERN

Akron RubberDucks	Altoona Curve
Bowie Baysox	Erie SeaWolves
Harrisburg Senators	Richmond Flying Squirrels

EASTERN

Binghamton Mets	New Britain Rock Cats
New Hampshire Fisher Cats	Portland Sea Dogs
Reading Fightin' Phils	Trenton Thunder

Organization

2014 Flying Squirrels

2013: In Review

History & Records

Eastern League

SF Giants

General Info



EASTERN LEAGUE

EASTERN LEAGUE MILEAGE CHART

	AKR	ALT	BNG	BOW	ERI	HAR	NBR	NHM	POR	REA	RIC	TRE
Akron	X	187	350	336	121	310	538	709	706	350	446	414
Altoona	187	X	201	167	175	138	374	520	552	170	271	239
Binghamton	350	201	X	266	254	181	216	338	360	143	400	165
Bowie	336	167	266	X	337	109	323	460	508	123	124	149
Erie	121	175	254	337	X	298	497	579	586	310	463	374
Harrisburg	310	138	181	109	298	X	271	430	480	65	217	132
New Britain	538	374	216	323	497	271	X	150	210	224	450	167
New Hampshire	709	520	338	460	579	430	150	X	94	370	586	304
Portland	706	552	360	508	586	480	210	94	X	420	654	360
Reading	350	170	143	123	310	65	224	370	420	X	259	73
Richmond	446	271	400	124	463	217	450	586	654	259	X	284
Trenton	414	239	165	149	374	132	167	304	360	73	284	X

2013 EASTERN LEAGUE UMPIRE ROSTER

#	Umpire	Resides	Experience	2012 League
60	John Bacon	Sherrodsville, OH	6.5 years	Eastern
4	Ryan Clark	McDonough, GA	6 years	Eastern
9	Paul Clemons	Oxford, KS	4 Years	California
38	Billy Cuhna	Fort Jones, CA	5 years	Eastern
5	Doug Del Bello	Hamburg, NY	4 years	Carolina
36	Blake Felix	Fort Worth, TX	5.5 years	Eastern
19	Eric Gillam	Roscoe, IL	6 years	Eastern
8	John Libka	Mayville, MI	5 years	Florida State
27	Dan Merzel	Philadelphia, PA	4 years	Eastern
2	Brian Miller	Cleveland, OH	5 years	Carolina
50	Robert Moreno	Cumana, VZ	4 years	Southern
30	Jeremie Rehak	Murrysville, PA	4 Years	California
7	Sean Ryan	Waunakee, WI	5 years	Florida State
18	Jorge Teran	Barquisimeto, VZ	4 years	Carolina
46	Chris Tipton	Orlando, FL	6 years	Eastern
54	Alex Tosi	Lake Villa, IL	4 years	Florida State
29	Junior Valentine	Maryville, TN	4 years	Carolina
17	Jansen Visconti	Latrobe, PA	5 years	Eastern

EASTERN LEAGUE



RUBBERDUCKS

Canal Park
300 South Main Street
Akron, OH 44308
Phone: (330) 253-5151
Fax: (330) 253-3300
www.rubberducks.com



Affiliation..... Cleveland Indians (since 1997)
First Year..... 1997
Ballpark..... Canal Park (cap. 9,097)
Field Dimensions..... LF-331, CF-400, RF-337
League Titles..... 4 ('03, '05, '09, '12)
Last Eastern League Title..... 2012
Last Playoff Appearance..... 2012 (Won EL Title)
2013 Record..... 68-73
Place (Western)..... 5th
2013 Record Vs. Flying Squirrels..... 6-6
All-Time Record Vs. Flying Squirrels..... 25-18
2012 Attendance (Total)..... 295,459 (7th in EL)
2012 Attendance (Average)..... 4,221 (7th in EL)

CEO/Owner..... Ken Babby
General Manager/COO..... Jim Pfander
Director of Public & Media Relations..... Adam Liberman
Radio Broadcaster..... Dave Wilson, Jim Clark
Flagship Radio Station..... SportsRadio 1350 AM

Manager..... David Wallace
Hitting Coach..... Rouglas Odor
Pitching Coach..... Jeff Harris
Trainer..... Jeremy Heller

Distance from Richmond..... 446 Miles

Flying Squirrels' Hotel in Akron..... Radisson - Akron/Fairlawn
200 Montrose W Ave.
Akron, OH 44321
PH: (330) 666-9300
FX: (330) 668-2270



Canal Park

2014 Series

@Akron		@Richmond	
7/21	7:05	7/7	7:05
7/22	7:05	7/8	7:05
7/23	12:05	7/9	7:05
		7/10	7:05

Organization

2014 Flying Squirrels

2013: In Review

History & Records

Eastern League

SF Giants

General Info

EASTERN LEAGUE



Organization

2014 Flying Squirrels

2013: In Review

History & Records

Eastern League

SF Giants

General Info



CURVE

Peoples Natural Gas Field
 1000 Park Avenue
 Altoona, PA 16602
 Phone: (814) 943-5400
 Fax: (814) 943-9050
 www.altoonacurve.com



Affiliation.....	Pittsburgh Pirates (since 1999)
First Year.....	1999
Ballpark.....	Peoples Natural Gas Field (cap. 7,210)
Field Dimensions.....	LF-325, CF-405, RF-325
League Titles.....	1 ('10)
Last Eastern League Title.....	2010
Last Playoff Appearance.....	2010 (Won EL Title)
2013 Record.....	63-79
Place (Western).....	6th
2013 Record Vs. Flying Squirrels.....	10-11
All-Time Record Vs. Flying Squirrels.....	46-39
2013 Attendance (Total).....	286,227 (8th in EL)
2013 Attendance (Average).....	4,209 (8th in EL)

Chief Operating Officer.....	David Lozinak
General Manager.....	Rob Egan
Assistant GM/Radio Broadcaster.....	Mike Passanisi
Flagship Radio Station.....	ESPN Radio 1430 AM

Manager.....	Carlos Garcia
Hitting Coach.....	Ryan Long
Pitching Coach.....	Stan Kyles
Trainer.....	Mike Zalno

Distance from Richmond..... 271 Miles

Flying Squirrels' Hotel in Altoona..... Super 8 - Altoona
 3535 Fairway Drive
 Altoona, PA 16602
 PH: (814) 942-5350
 FX: (814) 942-5350



Peoples Natural Gas Field

2014 Series

@Altoona		@Richmond	
4/17.....	6:30	4/10.....	6:35
4/18.....	6:30	4/11.....	7:05
4/19.....	1:00	4/12.....	6:05
5/16.....	6:30	4/13.....	1:35
5/17.....	6:30	5/27.....	6:35
5/18.....	6:00	5/28.....	6:35
7/31.....	7:00	5/29.....	6:35
8/1.....	7:00		
8/2.....	6:00		
8/3.....	6:00		
8/25.....	7:00		
8/26.....	7:00		
8/27.....	7:00		
8/28.....	7:00		

EASTERN LEAGUE





METS

NYSEG Stadium
211 Henry Street
Binghamton, NY 13901
Phone: (607) 723-6387
Fax: (607) 723-7779
www.bmets.com



Affiliation.....	New York Mets (since 1992)
First Year.....	1992
Ballpark.....	NYSEG Stadium (cap. 6,012)
Field Dimensions.....	LF-330, CF-400, RF-330
League Titles.....	2 ('92, '94)
Last Eastern League Title.....	1994
Last Playoff Appearance.....	2013 (Lost in Divisional Series)
2013 Record.....	86-55
Place (Eastern).....	1st
2013 Vs. Flying Squirrels.....	3-3
All-Time Record Vs. Flying Squirrels.....	13-12
2013 Attendance (Total).....	185,093 (12th in EL)
2013 Attendance (Average).....	2,804 (12th in EL)
General Manager	Jim Weed
Director of Marketing	Heith Tracy
Radio Broadcasters	Tim Heiman, Greg Murray
Flagship Radio Station	WNBF Newsradio 1290 AM
Manager	Pedro Lopez
Hitting Coach	Luis Natera
Pitching Coach	Glenn Abbott
Trainer	Deb Iwanow
Distance from Richmond	400 Miles
Flying Squirrels' Hotel in Binghamton	Best Western - Johnson City 569 Harry L. Drive Johnson City, NY 13790 PH: (607) 729-9194 FX: (607) 729-3205



2014 Series	
@Binghamton	@Richmond
6/17.....6:35	8/5.....7:05
6/18.....6:35	8/6.....7:05
6/19.....6:35	8/7.....7:05
	8/29.....7:05
	8/30.....6:05
	8/31.....1:35
	9/1.....12:05

Organization
 2014 Flying Squirrels
 2013: In Review
 History & Records
 Eastern League
 SF Giants
 General Info



EASTERN LEAGUE



Organization

2014 Flying Squirrels

2013: In Review

History & Records

Eastern League

SF Giants

General Info



BAYSOX

Prince George's Stadium
4101 NE Crain Highway
Bowie, MD 20716
Phone: (301) 805-6000
Fax: (301) 464-4911
www.baysox.com



Affiliation.....	Baltimore Orioles (since 1993)
First Year.....	1993
Ballpark.....	Prince George's Stadium (cap. 10,000)
Field Dimensions.....	LF-309, CF-405, RF-309
League Titles.....	None
Last Eastern League Title.....	None
Last Playoff Appearance.....	2012 (Lost in Divisional Series)
2013 Record.....	71-71
Place (Western).....	3rd
2013 Vs. Flying Squirrels.....	13-11
All-Time Vs. Flying Squirrels.....	53-49
2013 Attendance (Total).....	252,593 (10th in EL)
2013 Attendance (Average).....	3,715 (10th in EL)
General Manager.....	Brian Shallcross
Assistant General Manager.....	Phil Wrye
Broadcaster.....	Adam Pohl
Flagship Radio Station.....	Baysox.com
Manager.....	Gary Kendall
Field Coach.....	Butch Davis
Pitching Coach.....	Blaine Beatty
Trainer.....	Aaron Scott

Distance from Richmond 124 Miles

Flying Squirrels' Hotel in Bowie..... Best Western - Annapolis
2520 Riva Road
Annapolis, MD 21401
PH: (410) 224-2800
FX: (410) 266-5539



Prince George's Stadium

2014 Series

@Bowie		@Richmond	
4/7.....	6:35	4/28.....	6:35
4/8.....	6:35	4/29.....	10:35 am
4/9.....	11:05	5/1.....	6:35
5/30.....	6:35	5/13.....	6:35
5/31.....	6:35	5/14.....	6:35
6/1.....	2:05	5/15.....	6:35
7/11.....	6:35	6/26.....	6:35
7/12.....	6:35	6/27.....	7:05
7/13.....	6:05	6/28.....	6:05
7/14.....	11:05	6/29.....	1:35
		8/22.....	7:05
		8/23.....	6:05
		8/24.....	1:35

EASTERN LEAGUE



SEAWOLVES

Jerry Uht Park
110 East 10th Street
Erie, PA 16501
Phone: (814) 456-1300
Fax: (814) 456-7520
www.seawolves.com



Affiliation.....	Detroit Tigers (since 2001)
First Year.....	1999
Ballpark.....	Jerry Uht Park (cap. 6,952)
Field Dimensions.....	LF-312, CF-400, RF-328
League Titles.....	None
Last Eastern League Title.....	None
Last Playoff Appearance.....	20013 (Lost in Divisional Series)
2013 Record.....	76-66
Place (Western).....	2nd
2013 Vs. Flying Squirrels.....	4-6
All-Time Record Vs. Flying Squirrels.....	16-25
2013 Attendance (Total).....	206,780 (11th in EL)
2013 Attendance (Average).....	3,086 (11th in EL)

President.....	Greg Coleman
Assistant General Manager/Sales.....	Mark Pirello
Assistant General Manager/Communications.....	Greg Gania
Radio Broadcaster.....	Greg Gania
Flagship Radio Station.....	Fox Sports Radio 1330 The Fan

Manager.....	Lance Parrish
Hitting Coach.....	Gerald Perry
Pitching Coach.....	Jaime Garcia
Trainer.....	T.J. Saunders

Distance from Richmond 463 Miles

Flying Squirrels' Hotel in Erie..... Bel Air Clarion Hotel
 2800 West 8th Street
 Erie, PA 16505
 PH: (814) 833-1116
 FX: (814) 838-3242



2014 Series

@Erie		@Richmond	
6/20.....	7:05	5/8.....	6:35
6/21.....	7:05	5/9.....	7:05
6/22.....	1:35	5/10.....	6:05
7/24.....	7:05	5/11.....	1:35
7/25.....	7:05		
7/26.....	7:05		
7/27.....	1:35		

Organization

2014 Flying Squirrels

2013: In Review

History & Records

Eastern League

SF Giants

General Info



EASTERN LEAGUE



SENATORS

Metro Bank Park
112 Market Street
Harrisburg, PA 17101
Phone: (717) 231-4444
Fax: (717) 231-4445
www.senatorsbaseball.com



Affiliation..... Washington Nationals (since 1991)
First Year..... 1987
Ballpark..... Metro Bank Park (cap. 6,302)
Field Dimensions..... LF-330, CF-400, RF-335
League Titles..... 6 ('87, '93, '96, '97, '98, '99)
Last Eastern League Title..... 1999
Last Playoff Appearance..... 2013 (Lost in ELCS)
2013 Record..... 77-65
Place (Western)..... 1st
2013 Vs. Flying Squirrels..... 9-4
All-Time Vs. Flying Squirrels..... 30-34
2013 Attendance (Total)..... 284,361 (9th in EL)
2013 Attendance (Average)..... 4,121 (9th in EL)

Chairman..... Michael Reinsdorf
Chief Executive Officer..... Bill Davidson
President..... Kevin Kulp
General Manager..... Randy Whitaker
Radio Broadcasters..... Terry Byrom, Perry Mattern
Flagship Radio Station..... WTKT 1460 AM The Ticket

Manager..... Brian Daubach
Hitting Coach..... Mark Harris
Pitching Coach..... Chris Michalak
Trainer..... Eric Montague

Distance from Richmond..... 217 Miles

Flying Squirrels' Hotel in Harrisburg..... Park Inn by Radisson
 5401 Carlisle Pike
 Mechanicsburg, PA 17050
 PH: (800) 772-7829
 FX: (717) 697-7594



Metro Bank Park

2014 Series

@Harrisburg		@Richmond	
5/5.....	7:00	6/23.....	6:35
5/6.....	7:00	6/24.....	6:35
5/7.....	10:30 am	6/25.....	12:05
6/30.....	7:00	7/17.....	7:05
7/1.....	7:00	7/18.....	7:05
7/2.....	7:00	7/19.....	6:05
7/3.....	7:00	7/20.....	1:35
		7/28.....	7:05
		7/29.....	7:05
		7/30.....	12:05

Organization

2014 Flying Squirrels

2013: In Review

History & Records

Eastern League

SF Giants

General Info

EASTERN LEAGUE



ROCK CATS

New Britain Stadium
 230 John Karbonic Way
 New Britain, CT 06051
 Phone: (860) 225-8383
 Fax: (860) 225-6267
 www.rockcats.com



Affiliation.....	Minnesota Twins (since 1995)
First Year.....	1983
Ballpark.....	New Britain Stadium (cap. 6,146)
Field Dimensions.....	LF-330, CF-400, RF-330
League Titles.....	2 ('83, '01)
Last Eastern League Title.....	2001
Last Playoff Appearance.....	2009 (Lost in Divisional Series)
2013 Record.....	66-76
Place (Eastern).....	5th
2013 Vs. Flying Squirrels.....	6-7
All-Time Vs. Flying Squirrels.....	27-27
2013 Attendance (Total).....	307,097 (6th in EL)
2013 Attendance (Average).....	4,653 (6th in EL)

President.....	Bill Dowling
General Manager.....	Tim Restall
Media Relations Contact.....	Bob Dowling
Radio Broadcaster.....	Jeff Dooley
Flagship Radio Station.....	WTIC FM 96.5 HD2

Manager.....	Jeff Smith
Hitting Coach.....	Chad Allen
Pitching Coach.....	Stu Cliburn
Trainer.....	Chris Johnson

Distance from Richmond 450 Miles

Flying Squirrels' Hotel in New Britain Holiday Inn Express
 120 Laning Street
 Southington, CT 06489
 PH: (860) 276-0736
 FX: (860) 276-9405



2014 Series

@New Britain	@Richmond
4/3.....6:35	4/25.....7:05
4/4.....12:05	4/26.....6:05
4/5.....1:35	4/27.....1:35
4/6.....1:35	8/19.....7:05
5/19.....6:35	8/20.....7:05
5/20.....6:35	8/21.....7:05
5/21.....6:35	
5/22.....10:35	



Organization
 2014 Flying Squirrels
 2013: In Review
 History & Records
 Eastern League
 SF Giants
 General Info

EASTERN LEAGUE



Organization
2014 Flying Squirrels
2013: In Review
History & Records
Eastern League
SF Giants
General Info



FISHER CATS

Northeast Delta Dental Stadium
1 Line Drive
Manchester, NH 03101
Phone: (603) 641-2005
Fax: (603) 641-2055
www.nfishercats.com



Affiliation.....	Toronto Blue Jays (since 2004)
First Year.....	2004
Ballpark.....	Northeast Delta Dental Stadium (cap. 6,500)
Field Dimensions.....	LF-326, CF-400, RF-306
League Titles.....	2 (2004, 2011)
Last Eastern League Title.....	2011
Last Playoff Appearance.....	2011 (Won Eastern League Title)
2013 Record.....	68-72
Place (Eastern).....	3rd
2013 Vs. Flying Squirrels.....	2-4
All-Time Vs. Flying Squirrels.....	10-14
2013 Attendance (Total).....	353,639 (4th in EL)
2013 Attendance (Average).....	5,125 (4th in EL)

President & General Manager..... Rick Brenner
 Vice President, Business Operations..... Steve Pratt
 Radio Broadcasters..... Bob Lipman, Tom Gauthier, Dick Lutsk, Charlie Sherman, Chris Shuker
 Flagship Radio Station..... WGIR 610 AM

Manager..... Bobby Meacham
 Hitting Coach..... Jon Nunnally
 Pitching Coach..... Jim Czajkowski
 Trainer..... Bob Tarpey

Distance from Richmond..... 586 Miles

Flying Squirrels' Hotel in Manchester..... Comfort Inn
 298 Queen City Avenue
 Manchester, NH 03102
 PH: (603) 668-2600
 FX: (603) 668-2600



2014 Series

@New Hampshire		@Richmond	
8/12.....	7:05	6/13.....	7:05
8/13.....	7:05	6/14.....	6:05
8/14.....	7:05	6/15.....	1:35

EASTERN LEAGUE



PORTLAND
Sea Dogs



SEA DOGS

Hadlock Field
271 Park Avenue
Portland, ME 04102
Phone: (207) 874-9300
Fax: (207) 780-0317
www.seadogs.com



Organization

2014 Flying Squirrels

2013: In Review

History & Records

Eastern League

SF Giants

General Info

Affiliation..... Boston Red Sox (since 2003)
 First Year..... 1994
 Ballpark..... Hadlock Field (cap. 7,368)
 Field Dimensions..... LF-315, CF-400, RF-335
 League Titles..... 1 (2006)
 Last Eastern League Title..... 2006
 Last Playoff Appearance..... 2008 (Lost in Divisional Series)
 2013 Record..... 68-73
 Place (Eastern)..... 4th
 2013 Vs. Flying Squirrels..... 0-6
 All-Time Record Vs. Flying Squirrels..... 7-17
 2013 Attendance (Total)..... 341,420 (5th in EL)
 2013 Attendance (Average)..... 5,096 (5th in EL)

President..... Charlie Eshbach
 Executive Vice President/GM..... Geoff Iacussa
 Radio Broadcaster..... Mike Antonellis
 Flagship Radio Station..... WBAE 1490 AM (Portland) WVAE 1400 AM (York County)

Manager..... Billy McMillon
 Hitting Coach..... Rich Gedman
 Pitching Coach..... Bob Kipper
 Trainer..... Brandon Henry

Distance from Richmond..... 654 Miles

Flying Squirrels' Hotel in Portland..... Doubletree by Hilton Hotel
 363 Maine Mall Road
 South Portland, ME 04106
 PH: (207) 756-6516
 FX: (207) 756-6622



2014 Series

@Portland		@Richmond	
8/15.....	7:00	8/8.....	7:05
8/16.....	6:00	8/9.....	6:05
8/17.....	1:00	8/10.....	1:35



EASTERN LEAGUE



FIGHTIN PHILS

FirstEnergy Stadium
1900 South Centre Avenue
Reading, PA 19605
Phone: (610) 375-8469
Fax: (610) 373-5868
www.readingphillies.com




Affiliation.....	Philadelphia Phillies (since 1967)
First Year.....	1952
Ballpark.....	FirstEnergy Stadium (cap. 9,000)
Field Dimensions.....	LF-330, CF-400, RF-330
League Titles.....	5 ('57, '68, '73, '95, '01)
Last Eastern League Title.....	2001
Last Playoff Appearance.....	2012 (Lost in Divisional Series)
2013 Record.....	62-80
Place (Eastern).....	6th
2013 Vs. Flying Squirrels.....	11-6
All-Time Vs. Flying Squirrels.....	37-26
2013 Attendance (Total).....	436,134 (1st in EL)
2013 Attendance (Average).....	6,321 (2nd in EL)

General Manager.....	Scott Hunsicker
Assistant General Manager.....	Ashley Peterson
Radio Broadcaster.....	Mike Vintola
Flagship Radio Station.....	1340 WRWA-AM

Manager.....	Dusty Wathan
Hitting Coach.....	Rob Ducey
Pitching Coach.....	Dave Lundquist
Trainer.....	Jonathan May

Distance from Richmond 259 Miles

Flying Squirrels' Hotel in Reading..... Crowne Plaza Reading
 1741 Papermill Rd.
 Wyomissing, PA 19610
 PH: (877) 354-1011
 FX: (610) 375-7562



FirstEnergy Stadium

2014 Series

@Reading		@Richmond	
4/21.....	6:35	4/14.....	6:35
4/22.....	6:35	4/15.....	6:35
4/23.....	6:35	4/16.....	12:05
6/6.....	7:05	7/4.....	7:05
6/7.....	6:35	7/5.....	6:05
6/8.....	1:35	7/6.....	1:35
6/9.....	9:35 am		

Organization

2014 Flying Squirrels

2013: In Review

History & Records

Eastern League

SF Giants

General Info

EASTERN LEAGUE



THUNDER

Arm & Hammer Park
 One Thunder Road
 Trenton, NJ 08611
 Phone: (609) 394-3300
 Fax: (609) 394-9666
 www.trentonthunder.com



Affiliation..... New York Yankees (since 2003)
 First Year..... 1994
 Ballpark..... ARM & HAMMER Park (cap. 6,440)
 Field Dimensions..... LF-330, CF-407, RF-330
 League Titles..... 3 ('07, '08, '13)
 Last Eastern League Title..... 2013
 Last Playoff Appearance..... 2013 (Won Eastern League Title)
 2013 Record..... 79-63
 Place (Eastern)..... 1st
 2013 Vs. Flying Squirrels..... 4-3
 All-Time Vs. Flying Squirrels..... 12-16
 2013 Attendance (Total)..... 373,355 (5th in EL)
 2013 Attendance (Average)..... 5,411 (5th in EL)

General Manager/COO..... Will Smith
 Sr.VP of Corporate Sales and Partnerships..... Eric Lipsman
 Radio Broadcaster..... Adam Giardino
 Flagship Radio Station..... 107.7 WRRC-FM The Bronc

Manager..... Tony Franklin
 Hitting Coach..... Justin Turner
 Pitching Coach..... Tommy Phelps
 Coach..... Luis Dorante
 Trainer..... Scott DiFrancesco

Distance from Richmond 284 Miles

Flying Squirrels' Hotel in Trenton Lafayette Yard Hotel & Conference Center
 1 West Lafayette Street
 Trenton, NJ 08608
 PH: (609) 421-4000
 FX: (609) 421-4002



2014 Series

	@Trenton	@Richmond
5/2.....	7:05	5/23 7:05
5/3.....	7:05	5/24 6:05
5/4.....	1:05	5/25 1:35
6/10.....	7:05	5/26 12:05
6/11.....	7:05	6/3 6:35
6/12.....	7:05	6/4 6:35
		6/5 6:35

Organization

2014 Flying Squirrels

2013: In Review

History & Records

Eastern League

SF Giants

General Info





SEATTLE
TRICHMOND
THE SEASON
FLYING SQUIRRELS

San Francisco Giants

Proud Double-A Affiliate
of the San Francisco Giants



SAN FRANCISCO GIANTS





GIANTS

AT&T Park
24 Willie Mays Plaza
San Francisco, CA 94107
Phone: (415) 972-2000
www.sfgiants.com



San Francisco Baseball Associates L.P.

EXECUTIVE

President and Chief Executive Officer	Laurence M. Baer
Chairman Emeritus	William H. Neukom
Special Assistant	Willie Mays
Senior Advisor	Willie McCovey
Special Assistant	Will Clark
Special Assistant	J.T. Snow
Community Ambassador	Orlando Cepeda
Community Ambassador	Dave Dravecky
Community Ambassador	Lon Simmons
Executive Assistant to the President	Terri Guess

BASEBALL OPERATIONS

Senior Vice President & General Manager	Brian R. Sabean
Executive Assistant to the General Manager	Karen Sweeney
Vice President and Assistant General Manager, Player Personnel	Dick Tidrow
Vice President and Assistant General Manager	Bobby Evans
Special Assistant to the General Manager	Felipe Alou
Vice President and Assistant General Manager, Scouting and International Operations	John Barr
Senior Advisor, Baseball Operations	Tony Siegle
Senior Director of Baseball Operations, Pro Scouting	Jeremy Shelley
Director of Player Development	Shane Turner
Director, Minor League Operations, Quantitive Analysis	Yeshayah Goldfarb
Senior Advisor, Scouting	Joe Lefebvre
Senior Advisor, Scouting	Paul Turco
Senior Advisor, Scouting	Ed Creech
Senior Advisor, Scouting	Matt Nerland
Coordinator of Amateur Scouting	Doug Mapson
Special Assistant, Scouting	Matt Nerland
Director of Dominican Operations	Pablo Peguero
Assistant Director of Dominican Operations	Felix Peguero
Coordinator of Pacific Rim Scouting	John Cox
Coordinator of Japan Operations	Shun Kakuzu
Senior Consultant, Player Personnel	Jack Hiatt
Special Assistant, Player Development	Joe Amalfitano
Special Assistant, Player Development	Jim Davenport
Coordinator of Video Operations	Danny Martin
Coordinator of Organizational Travel	Mike Scardino
Manager, Player Personnel Administration	Clara Ho
Coordinator of Medical Administration	Chrissy Yuen
Coordinator of Scouting Administration	Adam Nieting
Coordinator of Minor League Operations	Eric Flemming
Director of Arizona Minor League Operations	Alan Lee
Arizona Minor League Operations Assistant	Gabriel Alvarez

Organization

2014 Flying Squirrels

2013: In Review

History & Records

Eastern League

SF Giants

General Info





SAN FRANCISCO GIANTS

San Francisco Giants' Media Relations Department

General Phone: (415) 972-2445

General Fax: (415) 947-2800

Staci Slaughter , Sr. Vice President, Communications	(415) 972-1960
Maria Jacinto , Sr. Director of Broadcast Services	(415) 972-1960
Jim Moorehead , Sr. Director of Media Relations	(415) 972-2449
Matt Chisholm , Senior Media Relations Coordinator	(415) 972-2441
Liam Connelly , Media Relations Support	(415) 972-2443
Shana Daum , Vice President, Public Affairs & Community Relations	(415) 972-2496

GIANTS' 40-MAN ROSTER (As of February 24th)

Pitchers	B-T	Ht	Wt	DOB
Jeremy Affeldt	L-L	6'4"	230	Jun 6, 1979
Madison Bumgarner	R-L	6'5"	235	Aug 1, 1989
Matt Cain	R-R	6'3"	230	Oct 1, 1984
Santiago Casilla	R-R	6'0"	220	Jul 25, 1980
Erik Cordier	R-R	6'4"	250	Feb 25, 1986
Jose De Paula	L-L	6'1"	170	Mar 4, 1988
Jake Dunning	R-R	6'4"	190	Aug 12, 1988
Edwin Escobar	L-L	6'1"	185	Apr 22, 1992
Kendry Flores	R-R	6'2"	175	Nov 24, 1991
Heath Hembree	R-R	6'4"	210	Jan 13, 1989
Tim Hudson	R-R	6'1"	175	Jul 14, 1975
David Huff	S-L	6'2"	215	Aug 22, 1984
Mike Kickham	L-L	6'4"	220	Dec 12, 1988
George Kontos	R-R	6'3"	215	Jun 12, 1985
Tim Lincecum	L-R	5'11"	170	Jun 15, 1984
Javier Lopez	L-L	6'4"	220	Jul 11, 1977
Jean Machi	R-R	6'0"	260	Feb 1, 1982
Yusmeiro Petit	R-R	6'1"	250	Nov 22, 1984
Sergio Romo	R-R	5'10"	185	Mar 4, 1983
Hunter Strickland	R-R	6'4"	220	Sep 24, 1988
Ryan Vogelsong	R-R	6'4"	215	Jul 22, 1977
Catchers	B/T	Ht	Wt	DOB
Buster Posey	R-R	6'1"	220	Mar 27, 1987
Hector Sanchez	S-R	5'11"	235	Nov 17, 1989
Infielders	B/T	Ht	Wt	DOB
Tony Abreu	S-R	5'9"	200	Nov 13, 1984
Ehire Adrianza	S-R	6'0"	170	Aug 21, 1989
Joaquin Arias	R-R	6'1"	170	Sep 21, 1984
Brandon Belt	L-L	6'5"	220	Apr 20, 1988
Brandon Crawford	L-R	6'2"	215	Jan 21, 1987
Adam Duvall	R-R	6'1"	205	Sep 4, 1988
Nick Noonan	L-R	6'1"	170	May 4, 1989
Pablo Sandoval	S-R	5'11"	240	Aug 11, 1986
Marco Scutaro	R-R	5'10"	185	Oct 30, 1975
Angel Villalona	R-R	6'3"	255	Aug 13, 1990
Outfielders	B/T	Ht	Wt	DOB
Gregor Blanco	L-L	5'11"	185	Dec 24, 1983
Gary Brown	R-R	6'1"	190	Sep 28, 1988
Roger Kieschnick	L-R	6'3"	220	Jan 21, 1987
Michael Morse	R-R	6'5"	245	Mar 22, 1982
Angel Pagan	S-R	6'2"	200	Jul 2, 1981
Hunter Pence	R-R	6'4"	220	Apr 13, 1983
Juan Perez	R-R	5'11"	185	Nov 13, 1986



Organization
2014 Flying Squirrels
2013: In Review
History & Records
Eastern League
SF Giants
General Info




SAN FRANCISCO GIANTS



GIANTS' FIRST ROUND DRAFT PICKS OF THE DECADE

Year	Player	Pos	Rd	#	B/T	Ht	Wt	DOB
2013	Christian Arroyo	SS	1	25	R/R	6'1"	180	5/30/95
2012	Chris Stratton	RHP	1	20	R/R	6'3"	186	08/22/90
2011	Joe Panik	SS	1	29	L/R	6-1	195	10/30/90
2010	Gary Brown	OF	1	24	R/R	6-0	170	09/28/88
2009	Zachary Wheeler	RHP	1	6	R/R	6-3	180	05/30/90
2008	Gerald (Buster) Posey	C	1	5	R/R	6-1	205	03/27/87
2007	Madison Bumgarner	LHP	1	10	R/L	6-4	215	08/01/89
2006	Tim Lincecum	RHP	1	10	L/R	5-11	170	06/15/84
2005	Ben Copeland	OF	4	132	L/L	6-1	195	12/17/83
2004	Eddy Martinez-Esteve	OF	2	70	R/R	6-2	215	07/14/83
2003	David Aardsma	RHP	1	22	R/R	6-5	200	12/27/81

BOLD - Copeland and Martinez-Esteve were the first selection of the Giants in their respective draft years. The Giants did not have a first round selection in 2004 and didn't have a selection until the fourth round in 2005. The three players featured below represent one of the greatest three-year stretches in MLB draft history. Zack Wheeler could have joined that list, but was dealt to the NY Mets, where he is now in the big league rotation. None of the last four first round selections have reached the big leagues as of Spring Training 2014.



Organization

2014 Flying Squirrels

2013: In Review

History & Records

Eastern League

SF Giants

General Info



SAN FRANCISCO GIANTS

GIANTS' 2013 DRAFT RESULTS

Name	Pos	B/T	Ht	Wt	DOB	Round	Pick#	Signed
Christian Arroyo	SS	R/R	6' 1"	180	05/30/1995	1	25	06/18/2013
Ryder Jones	3B	L/R	6' 2"	200	06/07/1994	2	64	06/18/2013
Chase Johnson	RHP	R/R	6' 3"	185	01/09/1992	3	101	06/18/2013
Brian Ragira	1B	R/R	6' 2"	185	01/22/1992	4	132	06/18/2013
Daniel Slania	RHP	R/R	6' 5"	275	05/24/1992	5	162	07/22/2013
Nick Vander Tuig	RHP	R/R	6' 3"	190	12/09/1991	6	192	07/12/2013
Brandon Bednar	SS	R/R	6' 4"	185	03/21/1992	7	222	06/18/2013
Tyler Horan	LF	L/R	6' 2"	230	12/02/1990	8	252	06/18/2013
Donald Snelten	LHP	L/L	6' 6"	215	05/29/1992	9	282	06/18/2013
Tyler Rogers	RHP	R/R	6' 5"	187	12/17/1990	10	312	06/18/2013
Johneshwy Fargas	CF	R/R	6' 1"	165	12/15/1994	11	342	06/18/2013
Ty Ross	C	R/R	6' 1"	203	01/17/1992	12	372	Unsigned
Pat Young	RHP	R/R	6' 5"	200	03/24/1992	13	402	06/25/2013
Nick Jones	LHP	L/L	6' 6"	215	09/15/1991	14	432	06/18/2013
Eugene Escalante	C	R/R	5' 10"	185	06/25/1991	15	462	06/13/2013
Jonah Arenado	3B	R/R	6' 4"	195	02/03/1995	16	492	Unsigned
Rene Melendez	C	R/R	6' 1"	190	01/20/1995	17	522	06/18/2013
Christian Jones	LHP	L/L	6' 3"	210	01/27/1991	18	552	07/07/2013
Garrett Hughes	LHP	L/L	6' 9"	230	08/27/1991	19	582	Unsigned
Brett Kay	SS	R/R	5' 11"	165	04/11/1991	20	612	06/18/2013
William Simpson	RHP	R/R	6' 3"	210	09/15/1991	21	642	07/12/2013
Ethan Miller	RHP	R/R	6' 5"	220	11/19/1990	22	672	06/18/2013
Brandon Zajac	LHP	L/L	6' 4"	210	11/19/1992	23	702	Unsigned
Nicholas Gonzalez	LHP	L/L	6' 4"	220	06/26/1992	24	732	07/12/2013
Blake Miller	SS	R/R	6' 3"	195	04/25/1990	25	762	Unsigned
Jacob McCasland	RHP	R/R	6' 2"	215	09/13/1991	26	792	06/18/2013
Michael Connolly	RHP	R/R	6' 1"	180	10/31/1991	27	822	Unsigned
Dusten Knight	RHP	R/R	6' 0"	185	09/07/1990	28	852	06/18/2013
Ryan Tuntland	3B	R/R	6' 1"	190	04/30/1991	29	882	06/18/2013
Dylan Brooks	RHP	R/R	6' 7"	230	08/20/1995	30	912	07/12/2013
John Riley	C	R/R	6' 0"	210	02/14/1994	31	942	07/12/2013
Nick Cieri	C	L/R	6' 2"	215	11/20/1994	32	972	Unsigned
Craig Massoni	1B	R/R	6' 2"	215	10/29/1991	33	1002	06/18/2013
Rayan Hernandez	RHP	R/R	6' 4"	230	09/24/1995	34	1032	Unsigned
Aubrey McCarty	1B	S/R	6' 3"	205	01/24/1995	35	1062	Unsigned
Grant Goodman	RHP	R/R	6' 2"	170	07/18/1995	36	1092	Unsigned
Will Callaway	2B	R/R	6' 0"	205	12/14/1989	37	1122	06/18/2013
Oswaldo Garcia	RHP	R/R	5' 11"	185	12/18/1993	38	1152	Unsigned
Christopher Viall	RHP	R/R	6' 9"	230	09/28/1995	39	1182	Unsigned
Ryan Kirby	OF	L/R	6' 2"	180	01/25/1995	40	1212	Unsigned

BOLD - Indicates player that did not sign with the Giants before the signing deadline of August 16, 2013

Organization
2014 Flying Squirrels
2013: In Review
History & Records
Eastern League
SF Giants
General Info



SAN FRANCISCO GIANTS



2013 OVERALL ORGANIZATIONAL MINOR LEAGUE STANDINGS

Rank	Organization	W	L	PCT	Rank	Organization	W	L	PCT
1	San Francisco Giants	436	324	.574	16	St. Louis Cardinals	408	418	.494
2	Houston Astros	476	360	.569	17	Oakland Athletics	376	390	.491
3	Washington Nationals	420	344	.550	18	San Diego Padres	369	392	.485
4	Texas Rangers	419	345	.548	19	Miami Marlins	368	391	.485
5	Minnesota Twins	411	345	.544	20	Baltimore Orioles	403	431	.483
6	New York Mets	479	419	.533	21	Chicago White Sox	372	398	.483
7	Pittsburgh Pirates	444	394	.530	22	Colorado Rockies	374	406	.479
8	Chicago Cubs	426	387	.524	23	New York Yankees	428	467	.478
9	Boston Red Sox	396	369	.518	24	Philadelphia Phillies	397	434	.478
10	Seattle Mariners	461	433	.516	25	Atlanta Braves	360	395	.477
11	Tampa Bay Rays	451	445	.503	26	Los Angeles Dodgers	364	400	.476
12	Arizona Diamondbacks	420	415	.503	27	Kansas City Royals	393	437	.473
13	Los Angeles Angels	381	378	.502	28	Milwaukee Brewers	333	421	.442
14	Toronto Blue Jays	414	413	.501	29	Cleveland Indians	333	430	.436
15	Detroit Tigers	416	416	.500	30	Cincinnati Reds	349	480	.421

2013 GIANTS' SYSTEM BREAKDOWN

COMPOSITE RECORD BREAKDOWN: Highlighting the youthful depth in the organization, the Giants system rebounded to claim the top overall organizational record. The success level was almost in complete inverse order of affiliation level, with the gaudy numbers boosted greatly by the tremendous success of the three short-season teams. Predictably, Fresno and Richmond struggled mightily for consistency on the hill, while San Jose and Augusta enjoyed the next wave of power arms working their way through the system.

	W	L	PCT
AZL Giants	41	14	.745
DSL Giants	45	22	.672
Salem-Keizer Volcanoes (A-)	47	29	.618
Augusta GreenJackets (A)	82	55	.599
San Jose Giants (A+)	83	57	.593
Richmond Flying Squirrels (AA)	70	72	.493
Fresno Grizzlies (AAA)	68	75	.476
TOTAL	436	324	.574

PLAYOFF REVIEW: AZL Giants: The only affiliate to claim a league title, the AZL Giants were nearly unbeatable from the beginning of the season. They torched the league to the tune of a 41-14 record and rolled through the two games in the playoffs, winning both by a combined score of 9-1. That included a shutout of the AZL Dodgers (4-0) in the championship game.

Salem Keizer: The Volcanoes - once a dominant force in the Northwest League - reclaimed their spot atop the South division in 2013, winning both halves of the season. They also posted the best overall record in the league. However, their post-season trip was a short one as they were knocked out by wild-card entrant Boise in the divisional round.

Augusta: Bolstered by a phenomenal pitching staff, the GreenJackets posted the top overall record in the 14-team South Atlantic League. They gained post-season entry by boat-racing the Southern Division in the second half. They finished the half 20 games over .500 (44-24) and sailed to the second half title by eight games. Their pitching faltered in the Southern Division Series however, and the Jackets gave up 15 runs to Savannah in two games to get swept in the best-of-three round.

San Jose: Armed with a prospect-laden pitching staff, Andy Skeels and the Giants claimed the first half race by four games and were post-season assured. They lost some of those arms to Richmond in the second half, but still managed to record the best overall record in the 10-team Cal League. They bested Visalia in a thrilling five-game Division Final, but ran out of gas in the Championship Series and got swept in three games by the Inland Empire Sixty Sixers.

MINOR LEAGUE POSTSEASON ALL-STAR SELECTIONS:

Fresno: None
Richmond: 3B - Mark Miniccozzi, OF - Javier Herrera, LHSP - Jack Snodgrass
San Jose: P - Ty Blach
Augusta: None
Salem-Keizer: N/A

MINOR LEAGUE ALL-STAR GAME SELECTIONS:

Fresno: Brett Pill, Johnny Monell, Roger Kieschnick
Richmond: Phil McCormick, Edwin Quirarte, Jack Snodgrass, Andrew Susac, Mark Miniccozzi, Joe Panik, Javier Herrera
San Jose: Edwin Escobar, Hunter Strickland, Josh Osich, Ty Blach, Jeff Arnold, Angel Villalona, Ryan Cavan
Augusta: Chris Stratton, Martin Agosta, Tyler Mizenko, Mitchell Delfino, Matt Duffy,
Salem-Keizer: Chris Johnson, Andrew Leenhouts, Raymundo Montero, Jake Smith, Gino Escalante, Brandon Bednar, Sam Eberick, Jeremy Sy, Tyler Hollick

XM ALL-STAR FUTURES GAME SELECTIONS: Kyle Crick (U.S.), Jesus Galindo (World)

Organization

2014 Flying Squirrels

2013: In Review

History & Records

Eastern League

SF Giants

General Info



SAN FRANCISCO GIANTS

GIANTS' 2013 ORGANIZATIONAL BREAKDOWN

2013 TEAM BATTING STATISTICS

Team	AVG	AB	R	H	HR	BB	SO	SB	CS
AZL Giants	.279	1978	368	552	26	217	481	44	15
Fresno	.273	4978	656	1358	114	431	1115	96	44
Salem-Keizer	.266	2593	418	691	45	320	593	94	26
San Jose	.259	4836	690	1251	116	460	1142	98	48
Richmond	.252	4628	611	1164	109	510	1115	77	43
Augusta	.250	4557	625	1141	67	402	956	169	63

2013 TEAM PITCHING STATISTICS

Team	W-L	ERA	H	C	SHO	SV	HR	BB	SO
AZL Giants	41-14	3.19	427	0	3	20	9	220	560
Augusta	82-55	3.42	1076	2	12	48	62	445	1175
Salem-Keizer	47-29	3.49	634	0	5	22	38	212	615
San Jose	83-57	3.66	1165	0	8	48	103	425	1282
Richmond	70-72	4.32	1221	1	15	41	91	559	955
Fresno	68-75	4.62	1292	3	4	45	141	516	1079

2013 INDIVIDUAL BATTING TOP-10

Player	Club	AVG	G	AB	R	H	HR	RBI
Tanaka, Kensuke	FRE	.329	107	343	54	113	1	32
Arroyo, Christian	GIA	.326	45	184	47	60	2	39
Jones, Ryder	GIA	.317	37	145	29	46	1	18
Minicozzi, Mark	RIC	.309	128	443	74	137	10	66
Duffy, Matt	SJ	.303	104	393	65	119	9	57
Herrera, Javier	RIC	.296	131	480	70	142	16	74
Dominguez, Chris	FRE	.294	132	466	60	137	15	65
Williamson, Mac	SJ	.292	136	520	94	152	25	89
Perez, Juan	FRE	.291	101	382	52	111	10	50
Horan, Tyler	SK	.284	57	225	39	64	4	30

2013 INDIVIDUAL PITCHING TOP-10

Pitcher	Club	W-L	ERA	IP	H	BB	SO
Leenhouts, Andrew	SK	9-2	2.39	71.2	68	14	53
Johnson, Chris	SK	6-3	2.49	83.0	65	8	78
Ysla, Luis	GIA	4-0	2.65	51.0	38	13	52
Flores, Kendry	AUG	10-6	2.73	141.2	113	17	137
Escobar, Edwin	RIC	8-8	2.80	128.2	112	30	146
Blach, Ty	SJ	12-4	2.90	130.1	124	18	117
Stratton, Chris	AUG	9-3	3.27	132.0	128	47	123
Blackburn, Clayton	SJ	7-5	3.65	133.0	111	35	138
Snodgrass, Jack	RIC	12-4	3.70	141.0	126	39	81
Fleet, Austin	SJ	7-7	3.72	118.2	112	33	101

* Minimum 2.7 PA per/team game

* Minimum 0.8 IP per/team game

ADDITIONAL GIANTS' 2013 ORGANIZATIONAL LEADERS

HOME RUNS

Williamson, Mac	SJ	25
Harris, Devin	SJ	23
Villalona, Angel	RIC	22
Monell, Johnny	FRE	20
Two Other Players Tied		18

WINS

Blach, Ty	SJ	12
Snodgrass, Jack	RIC	12
Flores, Kendry	AUG	10
Four Other Pitchers Tied		9

RBI

Williamson, Mac	SJ	89
Harris, Devin	SJ	84
Pill, Brett	FRE	79
Delfino, Mitchell	SJ	76
Herrera, Javier	RIC	74

SAVES

Hembree, Heath	FRE	31
Mizenko, Tyler	AUG	25
Osich, Josh	RIC	15
Law, Derek	SJ	14
Montero, Raymundo	SK	14

STOLEN BASES

Galindo, Jesus	SJ	48
Payne, Shawn	AUG	27
Duffy, Matt	SJ	25
Hollick, Tyler	SK	24
Two Other Players Tied		23

STRIKEOUTS

Escobar, Edwin	RIC	146
Blackburn, Clayton	SJ	138
Flores, Kendry	AUG	137
Stratton, Chris	AUG	123
Gloor, Chris	RIC	121

Organization

2014 Flying Squirrels

2013: In Review

History & Records

Eastern League

SF Giants

General Info

SAN FRANCISCO GIANTS



GRIZZLIES

Chukchansi Park
1800 Tulare Street
Fresno, CA 93721
Phone: (559) 320-4487
Fax: (559) 264-0795
www.fresnogrizzlies.com



Organization

2014 Flying Squirrels


2013: In Review

History & Records

Eastern League

SF Giants

General Info



MARIANO

2014 Fresno Grizzlies Field Staff

Manager..... Bob Mariano
Pitching Coach..... Dwight Bernard
Hitting Coach..... Andy Skeels
Athletic Trainer..... L.J. Petra

Bob Mariano and the Fresno Grizzlies suffered from the same lack of quality arms that plagued the Flying Squirrels in 2013. Unfortunately for the Grizzlies, the bulk of the next wave of pitching will spend the majority of 2014 in Richmond, leaving Mariano and company to once again piece it together. With Russ Morman taking over in the RVA, Andy Skeels joins the Triple-A staff for the first time.

2013 Fresno Grizzlies

Pacific Coast League Standings

Pacific Southern Division	W	L	PCT	GB
Las Vegas 51s	81	63	.563	-
Sacramento River Cats	79	65	.549	2.0
Tucson Padres	77	67	.535	4.0
Fresno Grizzlies	68	75	.476	12.5

2013 Playoffs

Did Not Qualify

2013 Team Leaders

(***Minimum 300 TPA or 75 IP)

AVG:	Kensuke Tanaka (.329)***
HR:	Johnny Monell (20)
RBI:	Brett Pill (79)
RUNS:	Gary Brown (79)
HITS:	Chris Dominguez (137)
W:	Four Pitchers Tied (7)
L:	Justin Fitzgerald (8)
SV:	Heath Hembree (31)
ERA:	Mike Kickham (4.31)***
IP:	Mitch Lively (124.0)

Team Information

Ballpark:.....Chukchansi Park (12,500)
Ballpark Opened:.....2002
Co-Owner:..... Chris Cummings
Co-Owner:..... Brian Glover
Director of Broadcasting:..... Doug Greenwald
Director of Media Relations:..... Chris Kutz

League:.....Pacific Coast (AAA)
Division:..... Pacific Southern
First Year..... 1998
Giants Affiliate Since:..... 1998
2013 Record (Place)..... 68-75 (4th)



DOMINGUEZ

SAN FRANCISCO GIANTS



GIANTS

Municipal Stadium
588 East Alma Avenue
San Jose, CA 95112
Phone: (408) 297-1435
Fax: (408) 297-1453
www.sjgiants.com



Organization

2014 Flying Squirrels

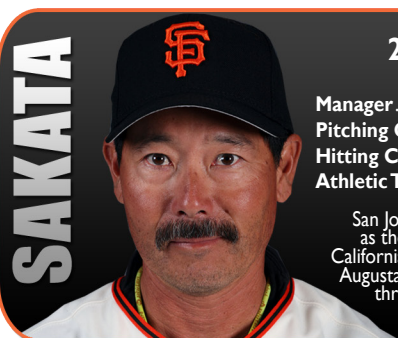
2013: In Review

History & Records

Eastern League

SF Giants

General Info



SAKATA

2014 San Jose Giants Field Staff

Manager.....Lenn Sakata
Pitching Coach.....Michael Couchee
Hitting Coach.....Lipso Nava
Athletic Trainer.....Garret Havig

San Jose welcomes back the winningest manager in franchise history as they follow a season in which they posted the best record in the California League. The core of the Giants will be made up of last year's Augusta team that also recorded the top record in their league. After three years at the helm, Andy Skeels has moved to Fresno (AAA).

2013 San Jose Giants

California League Standings

Northern Division	W	L	PCT	GB
San Jose Giants	83	57	.593	-
Visalia Rawhide	77	63	.550	6.0
Modesto Nuts	75	65	.536	8.0
Stockton Ports	69	71	.493	14.0
Bakersfield Blaze	55	85	.393	28.0

2013 Playoffs

Defeated Visalia in Northern Division Finals (3-2)
Lost to Inland Empire in League Finals (3-0)

2013 Team Leaders

(***Minimum 300 TPA or 75 IP)

AVG:	Myles Schroder (.296)***
HR:	Mac Williamson (25)
RBI:	Mac Williamson (89)
RUNS:	Mac Williamson (94)
HITS:	Mac Williamson (152)
W:	Ty Blach (12)
L:	Jose Casilla (7)
SV:	Josh Osich (12)
ERA:	Ty Blach (2.90)***
IP:	Clayton Blackburn (133.0)

Team Information

Ballpark:.....San Jose Municipal Stadium (4,200)
Ballpark Opened:.....1941
President/CEO:.....Daniel Orum
General Manager:.....Mark Wilson
Director of Broadcasting:.....Joe Ritzo
Chief Marketing Officer:.....Juliana Paoli

League:.....California (A)
Division:.....Northern
First Year:.....1942
Giants Affiliate Since:.....1988
2013 Record (Place):.....83-57 (1st)



WILLIAMSON

SAN FRANCISCO GIANTS



GREENJACKETS

Lake Olmstead Stadium
78 Millaged Road
Augusta, GA 30904
Phone: (706) 736-7889
Fax: (706) 736-1122
www.greenjacketsbaseball.com



Organization

2014 Flying Squirrels

2013: In Review

History & Records

Eastern League

SF Giants

General Info



GOFF

2014 Augusta GreenJackets Field Staff

Manager..... Mike Goff
Pitching Coach..... Steve Kline
Hitting Coach..... Hector Borg
Hitting Coach..... Todd Linden
Athletic Trainer..... Andrew Benning

Boasting a sensational pitching staff full of young arms, the GreenJackets posted the top record in the SAL under Mike Goff in 2013. Goff and pitching coach Steve Kline return to continue, and should have another crop of talented pitchers to try to replicate that first place performance.

2013 Augusta GreenJackets

South Atlantic League Standings (Overall)

Southern Division	W	L	PCT	GB
Augusta GreenJackets	82	55	.599	-
Savannah Sand Gnats	77	61	.558	5.5
Charleston RiverDogs	75	63	.543	7.5
Rome Braves	73	66	.525	10.0
Lexington Legends	68	70	.493	14.5
Asheville Tourists	63	73	.463	18.5
Greenville Drive	51	87	.370	31.5

2013 Playoffs

Lost to Savannah in SAL Semifinals (2-0)

2013 Team Leaders

(***Minimum 300 TPA or 75 IP)

AVG:	Matt Duffy (.307)***
HR:	Mitchell Delfino (13)
RBI:	Mitchell Delfino (76)
RUNS:	Jesus Galindo (66)
HITS:	Mitchell Delfino (129)
W:	Kendry Flores (10)
L:	Justin Schumer (8)
SV:	Tyler Mizenko (25)
ERA:	Martin Agosta (2.06)***
IP:	Kendry Flores (141.2)

Team Information

Ballpark:..... Lake Olmstead Stadium (4,822)
Ballpark Opened:..... 1995
President:..... Jeff Eisman
General Manager:..... Tom Denlinger
Director of Broadcasting:..... None
Marketing Manager:..... Lindsey McGuire

League:..... South Atlantic (A)
Division:..... Southern
First Year..... 1988
Giants Affiliate Since:..... 2005
2013 Record (Place)..... 82-55 (1st)



DELFINO



SAN FRANCISCO GIANTS

AUGUSTA GREENJACKETS - 2013 FINAL BATTING STATISTICS

BATTERS	AVG	G	AB	R	H	2B	3B	HR	RBI	BB	IBB	SO	SB	CS	OBP	SLG	OPS	E
Branca, Stephen	.234	46	137	16	32	6	1	1	12	12	0	33	2	2	.300	.314	.614	7
Brown, Trevor	.250	97	384	48	96	18	1	3	40	27	0	52	10	9	.304	.326	.630	10
Cain, Andrew	.240	110	358	54	86	15	8	9	44	32	0	94	20	3	.309	.402	.711	6
Delfino, Mitchell	.270	122	477	63	129	25	2	13	76	35	0	76	4	4	.324	.413	.737	13
Duffy, Matt	.307	78	287	48	88	14	3	4	43	45	1	41	22	6	.405	.418	.823	11
Galindo, Jesus	.273	89	326	66	89	9	2	1	25	31	1	80	48	6	.342	.322	.664	2
Hollick, Tyler	.178	15	45	2	8	0	2	0	2	4	1	15	4	0	.245	.267	.512	0
Houck, Shayne	.235	96	336	42	79	18	1	5	43	36	0	80	1	2	.332	.339	.671	7
Jones, Charles	.236	128	407	58	96	21	2	10	51	47	0	140	12	8	.321	.371	.692	3
Moreno, Rando	.353	13	34	4	12	1	2	0	4	1	0	6	2	2	.371	.500	.871	0
Moss, Brad	.147	14	34	4	5	1	0	0	2	5	0	7	0	0	.256	.176	.433	0
Pare, Matt	.111	3	9	0	1	0	0	0	1	0	0	3	1	0	.200	.111	.311	0
Payne, Shawn	.259	36	135	29	35	10	1	4	21	21	0	29	6	2	.360	.437	.797	1
Rapp, Joseph	.267	91	344	42	92	19	0	6	54	19	0	98	2	2	.328	.375	.703	7
Relaford, Travious	.221	48	154	19	34	3	1	2	18	17	0	35	10	3	.310	.292	.603	7
Robles, Alberto	.304	62	194	33	59	9	2	1	21	13	0	22	13	7	.360	.387	.746	12
Rodriguez, Rafael	.208	73	250	30	52	10	1	4	25	15	0	52	4	4	.262	.304	.566	1
Sim, Eric	.193	63	207	20	40	7	0	2	20	16	0	59	2	1	.292	.256	.548	3
Turner, Ben	.249	100	378	40	94	19	0	2	38	20	0	24	4	1	.286	.315	.601	2
Zambrano, Eliezer	.230	20	61	7	14	0	0	0	6	6	0	10	2	1	.294	.230	.524	2
Team Total	.250	137	4557	625	1141	205	29	67	546	402	3	956	169	63	.320	.352	.673	107

AUGUSTA GREENJACKETS - 2013 FINAL PITCHING STATISTICS

PITCHERS	W	L	ERA	G	GS	CG	SHO	SV	SVO	IP	H	R	ER	HR	HB	BB	SO	AVG
Agosta, Martin	9	3	2.06	18	18	0	0	0	0	91.2	57	24	21	4	7	43	109	.180
Biagini, Joe	7	6	5.03	20	20	0	0	0	0	96.2	102	63	54	5	4	42	79	.267
Branca, Stephen	0	0	0.00	2	0	0	0	0	0	2.0	2	0	0	0	1	0	2	.250
Bucardo, Jorge	2	1	1.84	27	0	0	0	6	7	44.0	31	9	9	1	3	11	40	.197
Concepcion, Edward	1	0	6.75	3	2	0	0	0	1	6.2	7	5	5	0	0	6	3	.292
Dunnington, Jacob	1	0	3.29	9	0	0	0	1	2	13.2	10	5	5	0	0	8	18	.208
Farley, Brandon	4	4	3.65	28	0	0	0	1	4	56.2	61	27	23	1	2	23	39	.282
Flores, Kendry	10	6	2.73	22	22	1	0	0	0	141.2	113	47	43	11	4	17	137	.216
Gardeck, Ian	4	3	3.21	44	0	0	0	1	3	56.0	45	24	20	2	9	40	66	.226
Gregorio, Joan	6	3	4.00	14	13	0	0	0	0	69.2	65	34	31	3	2	17	84	.243
Johnson, Stephen	5	1	3.61	45	0	0	0	8	8	52.1	41	24	21	2	3	30	71	.215
Kurrasch, Joe	5	0	1.78	7	4	0	0	0	0	25.1	19	7	5	1	0	8	32	.207
Law, Derek	0	3	2.31	19	0	0	0	3	4	35.0	27	12	9	1	1	10	48	.206
Lujan, Matthew	7	0	3.33	15	12	0	0	0	0	78.1	77	32	29	5	4	28	64	.264
McVay, Mason	3	5	4.12	51	1	0	0	1	5	67.2	71	39	31	5	5	18	75	.271
Mizenko, Tyler	1	4	2.75	48	0	0	0	25	29	52.1	45	19	16	3	1	24	50	.227
Okert, Steven	2	2	2.97	44	0	0	0	2	3	60.2	55	27	20	3	1	24	59	.244
Reyes, Jose	1	3	9.53	6	6	0	0	0	0	17.0	17	19	18	2	4	15	11	.258
Sandbrink, Danny	0	0	1.59	7	0	0	0	0	0	11.1	8	3	2	0	0	1	6	.195
Schumer, Justin	5	8	4.59	22	17	0	0	0	0	96.0	95	51	49	8	13	33	59	.260
Stratton, Chris	9	3	3.27	22	22	1	0	0	0	132.0	128	48	48	5	3	47	123	.258
Team Total	82	55	3.42	137	137	2	12	48	66	1206.2	1076	519	458	62	67	445	1175	.239

Organization

2014 Flying Squirrels

2013: In Review

History & Records

Eastern League

SF Giants

General Info

SAN FRANCISCO GIANTS



VOLCANOES

Volcanoes Stadium
 6700 Field of Dreams Way
 Keizer, OR 97307
 Phone: (503) 390-2225
 Fax: (503) 390-2227
www.volcanoesbaseball.com



Organization

2014 Flying Squirrels

2013: In Review

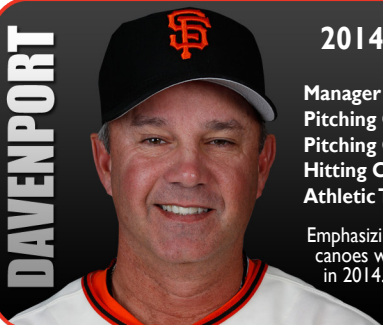
History & Records

Eastern League

SF Giants

General Info

DAVENPORT



2014 Salem-Keizer Volcanoes Field Staff

Manager Gary Davenport
 Pitching Coach Jerry Cram
 Pitching Coach Matt Yourkin
 Hitting Coach Ricky Ward
 Athletic Trainer Ryo Watanabe

Emphasizing the importance of the young pitchers in the system, the Volcanoes will have two pitching coaches behind manager Gary Davenport in 2014. Longtime Giants' farmhand Matt Yourkin joins the staff as S-K looks to defend their regular season title from 2013.

Team Information

Ballpark: Volcanoes Stadium "The Crater" (4,252)
 Ballpark Opened: 1997
 President & General Manager: Jerry Walker
 Co-Owner: Bill Tucker
 President, Business Operations: Tom Leip
 Director of Broadcasting: N/A

League: Northwest (A-)
 Division: West
 First Year: 1997
 Giants Affiliate Since: 1997
 2013 Record (Place): 47-29 (1st)

2013 Salem-Keizer Volcanoes

Northwest League Standings (Overall)

West Division	W	L	PCT	GB
Salem-Keizer Volcanoes	47	29	.618	-
Boise Hawks	41	35	.539	6.0
Hillsboro Hops	34	42	.447	13.0
Eugene Emeralds	27	49	.355	20.0

2013 Playoffs

Lost to Boise in Divisional Finals (2-0)

2013 Team Leaders

(**Minimum 180 TPA or 45 IP)

AVG:	Ryan Jones (.336)**
HR:	Jeremy Sy (8)
RBI:	Jeremy Sy (41)
RUNS:	Tyler Hollick (47)
HITS:	Tyler Hollick (62)
W:	Andrew Leenhouts (9)
L:	Joe Kurrasch (4)
SV:	Raymundo Montero (14)
ERA:	Andrew Leenhouts (2.39)**
IP:	Chris Johnson (83.0)





SAN FRANCISCO GIANTS

SALEM-KEIZER VOLCANOES - 2013 FINAL BATTING STATISTICS

BATTERS	AVG	G	AB	R	H	2B	3B	HR	RBI	BB	IBB	SO	SB	CS	OBP	SLG	OPS	E
Bednar, Brandon	.272	50	202	36	55	9	0	6	34	14	0	28	11	3	.332	.406	.738	14
Blair, Elliott	.237	11	38	7	9	2	0	0	0	8	0	8	2	0	.396	.289	.685	0
Cornier, Gabriel	.197	25	66	10	13	2	1	1	8	11	0	17	0	0	.316	.303	.619	5
Eberle, Sam	.235	60	204	32	48	14	3	5	30	35	1	36	2	0	.360	.407	.767	7
Escalante, Eugene	.300	39	130	19	39	8	1	1	19	11	0	34	0	1	.377	.400	.777	4
Hill, Kentrell	.200	16	45	5	9	3	0	0	0	4	0	14	1	1	.280	.267	.547	1
Hollick, Tyler	.262	63	237	47	62	7	1	3	27	37	0	53	20	5	.374	.338	.711	1
Honeycutt, Ryan	.269	7	26	3	7	2	0	1	6	2	0	4	1	0	.321	.462	.783	0
Horan, Tyler	.295	44	176	25	52	11	3	4	25	20	0	34	4	0	.372	.460	.832	1
Jones, Jonathan	.230	17	61	8	14	2	1	1	10	10	0	21	0	0	.338	.344	.682	1
Jones, Ryan	.336	42	143	24	48	12	0	0	23	22	0	25	9	0	.429	.420	.849	4
McCall, Shilo	.235	55	196	31	46	14	3	4	30	21	1	67	3	2	.330	.398	.728	6
Miller, Blake	.309	25	97	18	30	8	0	3	12	9	2	19	3	1	.373	.485	.857	5
Ortiz, Randy	.253	48	150	27	38	4	3	0	7	14	0	36	16	3	.341	.320	.661	3
Otero, Cristian	.237	16	38	4	9	1	1	0	7	3	0	12	0	1	.326	.316	.641	3
Polonius, John	.270	39	148	15	40	4	4	1	25	9	0	24	5	3	.333	.372	.705	3
Ragira, Brian	.263	47	179	29	47	12	1	3	36	26	0	54	1	1	.371	.391	.762	3
Rojas, Leonardo	.306	17	62	8	19	7	0	1	9	2	0	12	0	0	.368	.468	.835	0
Ross, Ty	.243	31	103	17	25	11	0	0	8	10	0	21	1	0	.313	.350	.663	6
Sy, Jeremy	.294	46	170	37	50	12	1	8	41	26	1	44	13	2	.391	.518	.909	13
Tuntland, Ryan	.254	36	122	16	31	6	1	3	19	26	0	30	2	3	.393	.393	.787	11
Team Total	.266	76	2593	418	691	151	24	45	376	320	5	593	94	26	.360	.395	.755	100

SALEM-KEIZER VOLCANOES - 2013 FINAL PITCHING STATISTICS

PITCHERS	W	L	ERA	G	GS	CG	SHO	SV	SVO	IP	H	R	ER	HR	HB	BB	SO	AVG
Connolly, Michael	0	2	10.61	6	0	0	0	0	0	9.1	18	11	11	1	1	6	9	.419
Encinosa, Eduardo	0	0	3.12	14	0	0	0	1	1	17.1	8	6	6	1	3	10	21	.143
Fern, Chris	0	0	15.95	8	0	0	0	0	1	7.1	25	16	13	2	1	2	7	.556
Johnson, Chase	3	2	4.17	10	10	0	0	0	0	41.0	36	24	19	3	4	12	37	.240
Johnson, Chris	6	3	2.49	15	15	0	0	0	0	83.0	65	27	23	1	2	8	78	.207
Jones, Christian	2	0	3.29	11	0	0	0	0	1	13.2	14	8	5	1	1	2	14	.250
Kurrasch, Joe	2	4	5.03	9	8	0	0	0	0	34.0	45	23	19	0	1	12	25	.308
Leenhouts, Andrew	9	2	2.39	15	15	0	0	0	0	71.2	68	23	19	5	1	14	53	.255
Maltos-Garcia, Arturo	0	0	6.89	10	0	0	0	0	0	15.2	19	13	12	1	2	10	11	.302
Marlowe, Chris	0	0	1.08	7	0	0	0	0	0	8.1	5	2	1	0	1	1	6	.156
McVey, Cameron	3	2	3.19	22	0	0	0	1	2	42.1	34	15	15	1	0	14	48	.218
Mendoza, Lorenzo	3	1	4.68	9	2	0	0	1	1	25.0	28	19	13	4	1	5	17	.275
Montero, Raymundo	2	2	1.82	25	0	0	0	14	15	29.2	20	8	6	2	1	7	43	.183
Moronta, Reyes	2	2	4.98	6	6	0	0	0	0	21.2	24	15	12	2	2	8	22	.279
Neff, Steven	1	0	2.49	14	0	0	0	0	1	21.2	25	6	6	0	1	5	23	.291
Nova, Juan	1	1	6.92	10	0	0	0	0	2	13.0	12	12	10	3	2	10	8	.250
Paniagua, Armando	0	1	2.48	25	1	0	0	2	2	36.1	34	14	10	2	8	20	22	.252
Reyes, Jose	2	1	2.00	4	4	0	0	0	0	18.0	13	4	4	0	2	9	9	.203
Rogers, Tyler	1	1	3.10	14	0	0	0	0	0	20.1	16	7	7	0	1	9	16	.219
Shadle, Jake	4	1	3.03	21	0	0	0	0	1	38.2	32	17	13	2	3	12	40	.221
Slania, Daniel	1	1	3.95	12	0	0	0	3	3	13.2	13	7	6	1	1	3	14	.245
Smith, Jake	2	2	3.61	19	4	0	0	0	0	42.1	37	19	17	2	4	21	54	.230
Soptric, Jeff	0	0	2.25	4	0	0	0	0	0	4.0	2	1	1	1	1	1	6	.154
Vander Tuig, Nick	0	0	13.50	3	3	0	0	0	0	6.2	15	10	10	1	1	2	5	.441
Young, Pat	3	1	0.92	8	8	0	0	0	0	39.1	26	7	4	2	2	9	27	.186
Team Total	47	29	3.49	76	76	0	5	22	30	674.0	634	314	261	38	47	212	615	.246

Organization

2014 Flying Squirrels

2013: In Review

History & Records

Eastern League

SF Giants

General Info

SAN FRANCISCO GIANTS



AZL GIANTS

Giants Baseball Complex
8045 E. Camelback Road
Scottsdale, AZ 85251
Phone: (480) 990-0052
Fax: (480) 990-2349



Organization

2014 Flying Squirrels

2013: In Review

History & Records

Eastern League

SF Giants

General Info

ROJAS



2014 AZL Giants Field Staff

Manager..... Nestor Rojas
Pitching Coach..... Larry McCall
Pitching Coach..... Mario Rodriguez
Hitting Coach..... Billy Horton
Strength Coach..... Saul Martinez

Nestor "The Big Cookie" Rojas led a dominant AZL Giants team in his first year as a manager as the Giants rolled to the AZL title. The success or lack thereof in the AZL relies heavily on the upcoming draft, but with the focus of San Francisco seemingly focused back on their ability to develop pitching, Rojas should have another solid crop to work with in 2014.

2013 AZL Giants

Arizona League Standings (Overall)

East Division	W	L	PCT	GB
AZL Giants	41	14	.745	-
AZL Angels	30	26	.536	11.5
AZL D-backs	29	27	.518	12.5
AZL Cubs	27	28	.491	14.0
AZL Athletics	25	30	.455	16.0

2013 Playoffs

Defeated AZL Padres in AZL Semifinals (5-1)
Defeated AZL Dodgers in AZL Championship (4-0)

2013 Team Leaders

(***Minimum 180 TPA or 45 IP)

AVG:	Christian Arroyo (.326)***
HR:	Jonathan Jones (5)
RBI:	Christian Arroyo (39)
RUNS:	Christian Arroyo (47)
HITS:	Christian Arroyo (60)
W:	Dustin Knight (5)
L:	Two Pitchers Tied (3)
SV:	Eury Sanchez (7)
ERA:	Luis Ysla (2.65)***
IP:	Luis Ysla (51.0)

Team Information

Ballpark:.....Giants Baseball Complex on Camelback
Ballpark Opened:.....N/A
Ownership:.....San Francisco Giants

League:..... Arizona League (R)
Division:.....East
2013 Record (Place).....41-14 (1st)





General Information

Proud Double-A Affiliate
of the San Francisco Giants






GENERAL INFORMATION

THE DIAMOND - STADIUM FACTS

The Diamond serves as the home venue for Flying Squirrels baseball as they represent the San Francisco Giants in the Eastern League of Professional Baseball Clubs. The facility was previously the home of the Richmond Braves (Triple-A - International League) from 1985-2008. Following the 2008 season, the Richmond Braves relocated to Gwinnett, GA, becoming the Gwinnett Braves beginning in the 2009 season. Although Virginia Commonwealth University (VCU) continued to play their home games at The Diamond during the 2009 season, the ballpark was void of professional baseball for the first time since its construction. The ballpark continues to be operated by the Richmond Metropolitan Authority (RMA). Upon their inception, the Flying Squirrels and the RMA signed a two-year lease agreement (2010-2011) with three club option years. Prior to the 2010 season, The Flying Squirrels committed more than two million dollars to renovate The Diamond. Included in those renovations was the replacement of aluminum-bleachers in the lower bowl of the ballpark with 3,164 state-of-the-art fold-down seats (pictured below). The top 11 rows of the upper bowl were also eliminated to create room for banner signage that allows the overall look of the park to become more cohesive and lowers capacity to a more intimate 9,560. The Flying Squirrels continued to enhance and refurbish their home park prior to the 2011 season, investing another \$250,000 into the park. Included in the upgrades were; converting the existing line-scoreboard to an LED display (Time Technologies), construction of a Speed of Pitch display in right-center field (Daktronics), converting existing clock in right field to an LED display, creation of party decks behind home plate and the "Cupid Section" down the right-field line, and the refurbishing of the "batter's eye" in center field. Although they continue to strive towards building a new facility, the Squirrels recognized the need to replace the playing surface at The Diamond to create a suitable competitive environment for Giants's and Eastern League prospects. To that aim, \$100,000 was invested in installing a new drainage system and infield surface prior to the 2013 season.



At the center of a more than two-million dollar renovation of The Diamond, was the installation of 3,164 state-of-the-art fold-down seats that replaced aluminum-bench style seating in the lower-bowl that had been in place since the ballpark opened in 1985. The project to replace the entire lower-bowl of seats began in November, 2009 and was completed in February, 2010.

The Diamond - 2010 Renovations

- Installation of Fold-Down Seating in Lower Bowl
- Installation of New Daktronics Video Board
- Construction of Squirrels Nest Merchandise Store
- Installation of Climate-Controlled Indoor Batting Tunnel
- Overhaul of Concession Kitchens and Stands
- Creation of New Picnic Zone (3rd Base Side)
- Creation of New Kid's Zone (1st Base Side)
- Removal of Upper-Level Seating
- Creation of Banner Signage in Upper-Level
- Renovation of Home Team Clubhouse
- Renovation of Visiting Team Clubhouse
- Construction of Team Weight Facility
- Removal of Matrix Boards
- Removal of Animation Board
- Complete Renovation of Team Front Offices
- Restructuring of Ballpark Audio System
- Addition of Concourse Level Speaker System
- Complete Renovation of all 15 Stadium Suites
- Refurbishing of Press Box

The Diamond - 2011 Renovations

- Refurbishing of Line Scoreboard
- Conversion of Line Scoreboard to LED Display
- Conversion of Existing Clock to LED Display
- Installation of Speed-of-Pitch Display
- Creation of Upper-Level Party Decks
- Creation of Cupid Section (1st Base Side)
- Rebranding of Squirrels Nest Presented by Nike Team
- Installation of New "Batter's Eye"
- Installation of New Field Irrigation System
- Creation of New Video Board Protective Netting

The Diamond - 2012 Renovations

Starting on November 15, 2012, King Construction started excavation of a \$100,000 field renovation. Nine inches of soil was excavated on the infield grass and four territories totaling 25,000 square feet. Flat panel drainage was installed under three inches of gravel and six inches of sand root zone - both gravel and sand were laser-graded to specific measurements with precision equipment. New sod was laid on December 5th and the project was completed on December 8th.

Organization

2014 Flying Squirrels

2013: In Review

History & Records

Eastern League

SF Giants

General Info

GENERAL INFORMATION



FLYING SQUIRRELS' ATTENDANCE HISTORY

The Flying Squirrels have had tremendous success at the gate since their inception in 2010. Among the highlights, the Flying Squirrels have ranked; among the top-2 in the Eastern League each season, ranked among the top-3 in all of Double-A baseball each season, ranked in the top-20 in all of affiliated minor league baseball in each season. To provide context, the Flying Squirrels have drawn 443,945 more fans over their first four seasons than the Gwinnett Braves (AAA) have over the same time period. The Squirrels have averaged at least 1,500 more fans per game than Gwinnett in each of their first four seasons, and nearly 2,000 more in both 2010 and 2013. During their inaugural season at The Diamond, the Flying Squirrels drew 174,272 more fans to the ballpark than the R-Braves did in their final season in 2008 (289,570).

During the 2012 season, the Flying Squirrels welcomed their one millionth fan to The Diamond. The club has drawn a total of **1,784,133** fans to the ballpark in their four years of existence.

2013 OVERALL MINOR LEAGUE BASEBALL ATTENDANCE LEADERS

Double-A Attendance Top-Five (2012)		Double-A Attendance Top-Five (2012)		Double-A Attendance Top-Five (2011)		Double-A Attendance Top-Five (2010)	
1. Frisco RoughRiders (Texas).....	7,057	1. Frisco RoughRiders (Texas).....	7,076	1. Frisco RoughRiders (Texas).....	7,276	1. Frisco RoughRiders (Texas).....	7,886
2. Flying Squirrels (Eastern).....	6,689	2. Reading Phillies (Eastern).....	6,368	2. Reading Phillies (Eastern).....	6,720	2. Flying Squirrels (Eastern).....	6,626
3. Reading Fightin Phils (Eastern).....	6,321	3. Flying Squirrels (Eastern).....	6,257	3. Flying Squirrels (Eastern).....	6,679	3. Reading Phillies (Eastern).....	6,615
4. Tulsa Drillers (Texas).....	5,704	4. Corpus Christi Hooks (Texas).....	5,556	4. New Britain Rock Cats (Eastern).....	5,867	4. Tulsa Drillers (Texas).....	6,185
5. Birmingham Barons (Southern).....	5,669	5. New Hampshire Fisher Cats (Eastern).....	5,549	5. Trenton Thunder (Eastern).....	5,644	5. Corpus Christi Hooks (Texas).....	5,987

Overall Minor League Baseball Attendance (2012)		Overall Minor League Baseball Attendance (2012)		Overall Minor League Baseball Attendance (2011)		Overall Minor League Baseball Attendance (2010)	
1. Columbus Clippers (AAA)	9,212	1. Lehigh Valley Iron Pigs (AAA)	9,153	1. Lehigh Valley Iron Pigs (AAA)	9,249	1. Lehigh Valley IronPigs (AAA)	9,227
2. Lehigh Valley IronPigs (AAA)	9,016	2. Columbus Clippers (AAA)	8,732	2. Louisville Bats (AAA)	8,716	2. Sacramento River Cats (AAA)	9,138
3. Indianapolis Indians (AAA)	8,980	3. Dayton Dragons (A)	8,532	3. Columbus Clippers (AAA)	8,704	3. Columbus Clippers (AAA)	8,946
4. Sacramento River Cats	8,435	4. Indianapolis Indians (AAA)	8,501	4. Round Rock Express (AAA)	8,587	4. Louisville Bats (AAA)	8,634
5. Dayton Dragons (A)	8,405	5. Round Rock Express (AAA)	8,389	5. Sacramento River Cats (AAA)	8,455	5. Dayton Dragons (A)	8,535
6. Buffalo Bisons (AAA)	8,273	6. Louisville Bats (AAA)	8,142	6. Dayton Dragons (A)	8,288	6. Round Rock Express (AAA)	8,408
7. Louisville Bats (AAA)	8,185	7. Sacramento River Cats (AAA)	8,140	7. Pawtucket Red Sox (AAA)	8,270	7. Pawtucket Red Sox (AAA)	8,343
8. Round Rock Express (AAA)	8,181	8. Albuquerque Isotopes (AAA)	8,120	8. Indianapolis Indians (AAA)	8,170	8. Buffalo Bisons (AAA)	8,219
9. Albuquerque Isotopes	7,994	9. Toledo Mud Hens (AAA)	7,832	9. Albuquerque Isotopes (AAA)	8,145	9. Albuquerque Isotopes (AAA)	8,159
10. Pawtucket Red Sox (AAA)	7,827	10. Pawtucket Red Sox (AAA)	7,511	10. Toledo Mud Hens (AAA)	7,963	10. Indianapolis Indians (AAA)	8,028
11. Toledo Mud Hens (AAA)	7,779	11. Buffalo Bisons (AAA)	7,370	11. Buffalo Bisons (AAA)	7,784	11. Toledo Mud Hens (AAA)	7,972
12. Salt Lake Bees (AAA)	7,482	12. Iowa Cubs (AAA)	7,283	12. Frisco RoughRiders (AA)	7,276	12. Frisco RoughRiders (AA)	7,886
13. Memphis Redbirds (AAA)	7,223	13. Salt Lake Bees (AAA)	7,162	13. Iowa Cubs (AAA)	7,256	13. Iowa Cubs (AAA)	7,672
14. Durham Bulls (AAA)	7,125	14. Frisco RoughRiders (AA)	7,076	14. Memphis Redbirds (AAA)	7,050	14. Salt Lake Bees (AAA)	7,293
15. Frisco RoughRiders (AA)	7,057	15. Memphis Redbirds (AAA)	6,954	15. Fresno Grizzlies (AAA)	6,958	15. Durham Bulls (AAA)	7,043
16. Iowa Cubs (AAA)	6,977	16. Durham Bulls (AAA)	6,811	16. Reading Phillies (AA)	6,720	16. Fresno Grizzlies (AAA)	6,783
17. Fresno Grizzlies (AAA)	6,771	17. Fresno Grizzlies (AAA)	6,551	17. Richmond Flying Squirrels (AA)	6,679	17. Richmond Flying Squirrels (AA)	6,626
18. Flying Squirrels (AA)	6,689	18. Reading Phillies (AA)	6,368	18. Durham Bulls (AAA)	6,517	18. Reading Phillies (AA)	6,615
19. Scranton/WB RailRiders (AAA)	6,409	19. Richmond Flying Squirrels (AA)	6,257	19. Rochester Red Wings (AAA)	6,493	19. Rochester Red Wings (AAA)	6,600
20. Reading Fightin Phils (AAA)	6,321	20. Rochester Red Wings (AAA)	6,046	20. Salt Lake Bees (AAA)	6,438	20. Memphis Redbirds (AAA)	6,508

The Diamond - Facts & Figures

CAPACITY

Overall Capacity.....	9,560
Diamond Club Capacity.....	3,64
Silver Level Capacity.....	2,218
Gold Level Capacity.....	3,956
Suites Capacity.....	180
Handicapped Accessible Capacity.....	42

HISTORY

First Game.....	April 17, 1985
First Flying Squirrels' Game.....	April 15, 2010
Original Capacity.....	12,134

DIMENSIONS

Left Field.....	330 Feet
Center Field.....	402 Feet
Right Field.....	330 Feet
Playing Surface.....	Natural Grass
Fence Height.....	10 Feet
Bullpens.....	Out of Play

AESTHETICS

Video Board.....	Daktronics (2010)
Scoreboard.....	Time Technologies (2011)
Speed of Pitch.....	Daktronics (2011)

Organization

2014 Flying Squirrels

2013: In Review

History & Records

Eastern League

SF Giants

General Info





GENERAL INFORMATION

Organization
 2014 Flying Squirrels
 2013: In Review
 History & Records
 Eastern League
 SF Giants
 General Info

FLYING SQUIRRELS 2013 TICKET INFORMATION



FLYING SQUIRRELS' 2013 TICKET PRICING

Diamond Club:	\$11.00
Silver Level:	
(Mon - Wed: General Admission)	\$7.00
(Thurs - Sun: Reserved)	\$8.00
Gold Level:	
(General Admission***)	\$7.00

***General Admission Seats include all Gold Level Seating Except for July 4th game when all seats in the ballpark will be reserved

FLYING SQUIRRELS' 2013 PREGAME FIELD TIMES

Contact: Steve Ruckman, Director of Field Operations
(Office): (804) 359-3866 ext. 331
(Cell): (804) 833-9676
(Email): stever@squirrelsbaseball.com

Game Time	10:35 AM	12:05 PM	1:35 PM
Squirrels BP	Cage	Cage	10:30-11:15
Visitors BP	Cage	Cage	11:15-12:00
Squirrels Infield	9:20-9:30	10:50-11:00	12:00-12:15
Visitors Infield	9:30-9:40	11:00-11:10	12:15-12:30
Grounds Crew	9:40-10:30	11:10-12:00	12:30-1:30
Game Time	6:05 PM	6:35 PM	7:05 PM
Squirrels BP	3:00-3:45	3:30-4:15	4:00-4:45
Visitors BP	3:45-4:30	4:15-5:00	4:45-5:30
Squirrels Infield	4:30-4:45	5:00-5:15	5:30-5:45
Visitors Infield	4:45-5:00	5:15-5:30	5:45-6:00
Grounds Crew	5:00-6:00	5:30-6:30	6:00-7:00



GENERAL INFORMATION



MEDICAL GLOSSARY

Abscess: an infection, which produces pus; can be result of blister, callus, penetrating wound or laceration.

Anterior Cruciate Ligament (ACL): a primary stabilizing ligament within the center of the knee joint that prevents hyperextension and excessive rotation of the joint. A complete tear of the ACL necessitating reconstruction could require up to 12 months of rehabilitation.

Anti-Inflammatory: any agent, which prevents inflammation, such as aspirin or ibuprofen.

Anterogram: a film demonstrating arteries after injection of dye.

Arthrogram: x-ray technique for joints using air and/or dye injected into the affected area; useful in diagnosing meniscus tears of the knee and rotator cuff.

Arthroscope: an instrument used to visualize the interior of a joint cavity.

Arthroscopy: a surgical examination of the internal structures of a joint by means of viewing through an Arthroscope. An arthroscopic procedure can be used to remove or repair damaged tissue or as a diagnostic procedure in order to inspect the extent of any damage or confirm a diagnosis.

Atrophy: to shrivel or shrink from disuse, as in muscular atrophy.

Baker's Cyst: localized swelling of a bursa sac in the posterior knee as a result of fluid that has escaped from the knee capsule. A Baker's cyst indicates that there is trauma inside the knee joint that leads to excessive fluid production.

Bone Scan: an imaging procedure in which a radioactive-labeled substance is injected into the body to determine the status of a bone injury. If the bone at the injury site takes up the radioactive substance, the injury will show a "hot spot" on the scan image. The bone scan is particularly useful in the diagnosis of stress fractures.

Bursa: a fluid-filled sac that is located in areas where friction is likely to occur; then minimizes the friction; for example between a tendon and a bone.

Capsule: an enclosing structure, which surrounds the joint and contains ligaments, which stabilize that joint.

CAT Scan: use of a computer to produce a cross sectional view of the anatomical part being investigated from x-ray data.

Cellulitis: inflammation of cellular of connective tissue

Cervical Vertebrae: group of seven vertebrae located in the neck.

Collateral Ligament: on either side of and acting as a radius of movement, a hinge joint, as of the elbow, knee and wrist.

Concussion: jarring injury of the brain resulting in dysfunction. It can be graded as mild, moderate or severe depending on loss of consciousness, amnesia and loss of equilibrium.

Contusion: an injury to a muscle and tissues caused by a blow from a blunt object

Degenerative Joint Disease: changes in the joint surfaces as a result of repetitive trauma.

Deltoid Ligament: ligament that connects the tibia to bones of the medial aspect of the foot and is primarily responsible for stability of the ankle on the medial side. Is sprained less frequently than other ankle ligaments.

Deltoid Muscle: muscles at the top of the arm, just below the shoulder, responsible for shoulder motions to the front, side and back.

Disc, Intervertebral: a flat, rounded plate between

each of vertebrae of the spine. The disc consists of a thick fiber ring, which surrounds a soft-gel like interior. It functions as a cushion and shock absorber for the spinal column.

Dislocation: complete displacement of joint surfaces

Eccymosis: bleeding into the surface tissue below the skin, resulting in a "black and blue" effect.

Effusion: accumulation of fluid in various spaces in the body. Commonly, the knee has an effusion after an injury.

Electromyogram (EMG): test to determine nerve function

Epicondylitis: inflammation in the elbow due to overuse

Fracture: breach in continuity of bone. Types of fractures include simple, compound, comminuted, green-stick, incomplete, impacted, longitudinal, oblique, stress or transverse.

Grade One Injury: a mild injury in which ligament, tendon, or other musculoskeletal tissue may have been stretched or confused, but not torn or otherwise disrupted.

Grade Two Injury: a moderate injury in which musculoskeletal tissue has been partially, but not totally torn which causes appreciable limitation in function of the injured tissue.

Grade Three Injury: a severe injury in which tissue has been significantly, and in some cases totally, torn or otherwise disrupted causing a virtual total loss of function.

Hematoma: tumor-like mass produced by an accumulation of coagulated blood in a cavity.

Inflammation: the body's natural response to injury in which the injury site might display various degrees of pain, swelling, heat, redness and/or loss of function.

Labrum: an edge, rim or lip-shaped structure found in the shoulder joint.

Ligament: band of fibrous tissue that connects bone to bone or bone to cartilage and supports and strengthens joints.

Magnetic Resonance Imaging (MRI): imaging procedure in which a radio frequency pulse causes certain electrical elements of the injured tissue to react to this pulse and through this process a computer display and permanent film establish a visual image. MRI does not require radiation and is very useful in the diagnosis of soft tissue, disc and meniscus injuries.

Meniscus: crescent shaped cartilage, usually pertaining to the knee joint; also known as "cartilage." There are two menisci in the knee, medial and lateral. These work to absorb weight within the knee and provide stability.

Metacarpals: five long bones of the hand running from the wrist to the fingers.

Metatarsals: five long bones of the foot, running from the ankle to the toes.

Patella Tendinitis: inflammation of the patellar ligament; also known as "jumpers knee."

Patellofemoral Joint: articulation of the kneecap and femur. Inflammation of this joint can occur through: 1) acute injury to the patella, 2) overuse from excessive running particularly if there is an associated knee weakness, 3) chronic wear and tear of the knee, 4) as a result of poor foot mechanics. Patellofemoral irritation can lead to hondromalacia, which in its most chronic condition, could require surgery.

Plica: fold of tissue in the joint capsule and a common result of knee injury.

Posterior Cruciate Ligament (PCL): a primary stabilizing ligament of the knee that provides significant stability and prevents displacement of the tibia backward within the knee joint. A complete tear of this ligament necessitating reconstruction could require up to 12 months of rehabilitation.

Reconstruction: surgical rebuilding of a joint using natural, artificial or transplanted materials.

Rotator Cuff: comprised of four muscles in the shoulder area that can be irritated by overuse. The muscles are the supraspinatus (most commonly injured), infraspinatus, teres minor and subscapularis.

Rotator Cuff Impingement Syndrome: a micro-trauma or overuse injury caused by stress, and the four stages are: 1) tendinitis with temporary thickening of the bursa and rotator cuff; 2) fiber dissociation in the tendon with permanent thickening of the bursa and scar formation; 3) a partial rotator cuff tear of less than one cm and 4) a complete tear of one cm or more.

Scapula: shoulder blade.

Sciatica: irritation of the sciatic nerve resulting in pain or tingling running down the inside of the leg.

Sciatic Nerve: major nerve that carries impulses for muscular action and sensations between the low back and thigh and lower leg; it is the longest nerve in the body.

Shin Splint: a catch-all syndrome describing pain in the shin that is not a fracture or tumor and cannot be defined otherwise.

Spondylolisthesis: forward displacement of one vertebrae over another below it due to a developmental defect in the vertebrae.

Sprain: injury resulting from a stretch or twist of the joint and causes various degrees of stretch or tear to the muscle or tendon tissue.

Strain: injury resulting from a pull or torsion to the muscle or tendon that causes various degrees of stretch or tear to the muscle or tendon tissue.

Stress Fracture: a hair-line type break in a bone caused by overuse.

Stress x-ray: a continual x-ray taken when a portion of the body is stressed to its maximum in order to determine joint stability. This is a test utilized in some ankle injuries.

Subluxation: partial dislocation of a joint. The term usually implies that the joint can return to its normal position without formal reduction.

Tarsals: a group of seven bones of the foot consisting of the calcaneus, talus, cuboid and three cuneiform bones.

Tendinitis: inflammation of the tendon and/or tendon sheath, caused by chronic overuse or sudden injury.

Tendon: tissue that connects muscle to bone.

Tomograph: a special type of x-ray apparatus that demonstrates an organ or tissue at a particular depth.

Transverse Process: small lateral projection off the right and left side of each vertebra that functions as an attachment site for muscles and ligaments of the spine.

Triangular Cartilage: a connective tissue characterized by its nonvascularity and firm consistency; located on the little finger side of the wrist.

Ulnar Nerve: nerve in the elbow commonly irritated by excessive throwing.

Wrist: the junction between the two forearm bones (radius and ulna) and the eight wrist bones (trapezium, capitate, hamate, pisiform, triquetrum, lunate and scaphoid).

Organization

2014 Flying Squirrels

2013: In Review

History & Records

Eastern League

SF Giants

General Info



GENERAL INFORMATION

Organization
2014 Flying Squirrels
2013: In Review
History & Records
Eastern League
SF Giants
General Info

FLYING SQUIRRELS MEDIA POLICIES

SEASON CREDENTIALS: Season credentials for the 2014 season will only be issued to legitimate news gathering organizations that cover the Flying Squirrels on a daily basis. The Flying Squirrels will contact media outlets on an individual basis regarding season-long credentials. Other media organizations that would like to request a season credential can do so by sending that request on company letterhead via fax (804-359-1373) or as an email attachment to Jon Laaser at jon.laaser@squirrelsbaseball.com.

DAILY CREDENTIALS: Daily credentials will be issued to those individuals or organizations who do not qualify for season credentials, including freelance writers and weekly and monthly publications. Daily credentials will also be issued to radio and TV stations when the need arises for extra pre/post-game personnel and to newspaper reporters providing extra coverage. The Flying Squirrels Media Relations Department should be notified at least 24 hours in advance of the game in which daily credentials are being requested. Requests should be made via email to Jon Laaser at jon.laaser@squirrelsbaseball.com. Once approved, credentials will be available for pickup at the media will call window.

CREDENTIAL PICKUP: The Flying Squirrels will notify those qualifying for season credentials on an individual basis prior to the season regarding pickup. Daily Credentials will only be available for pickup at the media will call window.

OTHER ACCEPTABLE CREDENTIALS: The Flying Squirrels will also honor credentials from the San Francisco Giants, National and American Leagues, the Baseball Writer's Association of America and Minor League Baseball.

PHOTOGRAPHERS: During games, photographers must work out of the photography wells adjacent to both dugouts. Special requests should be directed to Jon Laaser, Director of Broadcasting, or Jay Burnham, Manager of Media Relations, at least 24 hours in advance of game.

CLUBHOUSE POLICIES: In accordance with the regulations designated by the San Francisco Giants and Major League Baseball, both clubhouses will be open to credentialed media from 3 1/2 hours prior to game time until 45 minutes prior to game time. Following the game, clubhouses will be closed for a period of five minutes to allow the team ample time to return to the clubhouse. The clubhouse areas are also closed when the teams are on the field, unless previously approved by the Flying Squirrels Media Relations Department. There will be no clubhouse access during rain delays or between games of a doubleheader.

FIELD ACCESS: Credentialed media are permitted access to the field and dugout areas, but are not permitted to cross the foul lines under any circumstance. Media in violation of this policy are subject to credential revocation. Media must leave the field and dugout areas no later than 45 minutes prior to the game time.

PRESS BOX SPACE: The Flying Squirrels give preferred press box seating to those organizations that cover the team the most frequently. If your media organization needs special space requirements, please contact the Flying Squirrels Media Relations Department at least 24 hours prior to those dates.

PARKING: Media members holding season credentials are permitted to park their vehicles in the media parking area at The Diamond. Your credential will also serve as your parking pass to gain admittance to lot. Media is not permitted to park in ballpark tunnel (under The Diamond) at anytime.

INTERVIEW POLICY: The Flying Squirrels Media Relations Department will be glad to assist members of the media in procuring interviews with Flying Squirrels players and coaching staff members. Media members wishing to do an off-site interview or feature story should contact the Flying Squirrels no later than 48 hours prior to the scheduled interview time. Interview requests do not guarantee interview availability, as the Flying Squirrels respect the players and coaches wishes in all matters. No one will be permitted to interview starting pitchers prior to a game on the day of their start. No exceptions.

Media Relations Contacts

Jon Laaser, Director of Broadcasting
Office: (804) 359-3866 x309 or x335
Cell: (612) 423-6317
Email: jon.laaser@squirrelsbaseball.com

Jay Burnham, Manager of Media Relations
Office: (804) 359-3866 x308
Cell: (267) 994-0255
Email: jay.burnham@squirrelsbaseball.com

Kellye Semonich, In-Game Entertainment
Office: (804) 359-3866 x315
Cell: (804) 402-1390
Email: kellye.semonich@squirrelsbaseball.com

Local Media Contact Information

Television:

WWBT TV - 12 NBC - Matt Estreich..... 804.837.3223
WWBT TV - 12 NBC - Marc Davis 804.230.2613
WRIC TV - 8 ABC - Mitch Carr 804.339.6207
WTVR TV - 6 CBS - Lane Casadonte 804.254.3645

Radio:

Sports Radio 910 AM - Michael Clifford..... 804.474.0247
ESPN Radio 950 AM - Mitchell Bradley 804.233.7666

Newspaper:

Richmond Times-Dispatch - John O'Connor..... 804.649.6233





GENERAL INFORMATION



NOTES

Organization

2014 Flying Squirrels

2013: In Review

History & Records

Eastern League

SF Giants

General Info

