

# 2023-24 CAROLINA BASKETBALL MEDIA GUIDE



**Armando Bacot**  
Grad Student

**RJ Davis**  
Senior



**CONTENTS**

**2023-24 SEASON**

Contents	1
This is Carolina Basketball	2-3
2023-24 Roster	4
2023-24 Photo Roster	5
2023-24 Schedule	6
2023-24 Quick Facts	7

**MEET THE TAR HEELS**

Armando Bacot	8-13
Duwe Farris	14
Cormac Ryan	15-17
Jae'Lyn Withers	18-20
Paxson Wojcik	21-23
RJ Davis	24-27
Rob Landry	28
Creighton Lebo	29
Harrison Ingram	30-32
James Okonkwo	33-34
Seth Trimble	35-36
Jalen Washington	37-38
Elliot Cadeau	39
Zayden High	40
Player Career Highs	41

**COACHES & STAFF**

Hubert Davis	42-47
Brad Frederick	48
Jeff Lebo	49
Sean May	50
Pat Sullivan	51
Marcus Paige	52
Eric Hoots	53
Jonas Sahratian	54
Doug Halverson	54
Support Staff	55

**THIS IS CAROLINA BASKETBALL**

The Rams Club	56-57
The Carolina Way	58-59
Smith Center Game Day	60-61
Top-Notch Training	62-63
Chancellor Kevin Guskiewicz	64
Athletic Director Bubba Cunningham	65
The Dean E. Smith Center	65
Smith Center Records	66
Records vs. Opponents in the Smith Center	67

**HISTORY**

Carolina Basketball by the Numbers	68-70
Olympians	71
Hall of Famers	72-73
Retired Jerseys	74-77
Jerseys in the Rafters	78-81
Carolina Basketball Timeline	82-89
Dean Smith	90-91
Roy Williams	92-93
1957 NCAA Champions	94-95
1982 NCAA Champions	96-97
1993 NCAA Champions	98-99
2005 NCAA Champions	100-101
2009 NCAA Champions	102-103
2017 NCAA Champions	104-105
NCAA Tournament History	106-108
NCAA Tournament Results	109-111
NCAA Tournament Team Records	112
NCAA Tournament Individual Records	113
ACC Tournament History	114-117
Fantastic Finishes	118-121
Tar Heels in the NBA	122-125
All-Time NBA/Pro Roster	126-128
Pro Roster by Team	129-130
NBA Draft History	131-132
NBA Award Winners	133-134

**RECORD BOOK**

Carolina Basketball Historical Facts & Figures	135
Team Records: Season	136
Team Records: Single Game	137-138
Scoring Records	139-141
Field Goal Records	143
Three-Point Field Goal Records	144
Free Throw Records	145
Rebounding Records	146
Assist Records	147
Steal Records	148
Blocked Shot Records	149
Miscellaneous Records	150
Top Single-Game Performances	151
Yearly Statistical Leaders	152-153
Annual UNC Team Statistics	154
Annual Opponent Team Statistics	155
Award Winners	156-160
All-Time Roster	161-163
Jersey Numbers	164
Stats for 1,000-Point Scorers	165
Year-by-Year Records	166-167
Frank McGuire	168
Bill Guthridge	168
Coaching Records	168
AP Poll History	169
Scores over the Last 10 Years	170-171

**2022-23 SEASON REVIEW**

2022-23 Statistics & Results	172
2022-23 Miscellaneous Statistics	173
2022-23 Team Game-by-Game Statistics	174
2022-23 Highs & Lows	175
Media Information	176



The 2023-24 University of North Carolina men's basketball media guide was published by the UNC Athletic Communications office.

**Editor:** Matt Bowers  
**Written By:** Steve Kirschner  
**Editorial Assistance:** Kinslee Braddy, Walker Brittain, Ella Coxé, Ben Mihailovich, Jake Patterson

**Photography:** Head shots, portraits and team photo by Maggie Hobson. Special thanks to Jeffrey A. Camarati, Anthony Sorbellini and J.D. Lyon Jr. Photos of NBA players courtesy of NBA Entertainment/Getty Images (special thanks to Joe Amati).

**Covers:** Designed by Brandon Gray  
**Cover Photos of Current Players:** by Maggie Hobson  
**Printing:** Quick Color Solutions of McLeansville, N.C. Special thanks to Glenn Benton.



**GOHEELS.COM**

**X** **@UNC\_Basketball**  
**@UNCMBBStats**

Jeffrey Camarati





**NC**  
BASKETBALL

UNIVERSITY OF NORTH CAROLINA  
1924

NCAA  
1957

UNIVERSITY OF NORTH CAROLINA  
1982

UNIVERSITY OF NORTH CAROLINA  
1993

UNIVERSITY OF NORTH CAROLINA  
2005

UNIVERSITY OF NORTH CAROLINA  
2009

UNIVERSITY OF NORTH CAROLINA  
2017



**14 Olympians**



**This is  
Carolina Basketball**



**Academic Excellence**



**54 NBA Draft  
First-Round Picks**



**21 Final Fours**





**13 National  
Players of the Year**



**Over 2,300 Wins**



**Carolina Family**



**Six NCAA Titles**



**2023-24 ROSTERS**

**ALPHABETICAL**

No.	Player	Yr.	Pos.	Ht.	Wt.	Hometown	Previous College/High School
5	Armando Bacot	Gr.	F/C	6-11	240	Richmond, Va.	IMG Academy (Bradenton, Fla.)
2	Elliot Cadeau	Fr.	G	6-1	180	West Orange, N.J.	Link Academy (Branson, Mo.)
4	RJ Davis	Sr.	G	6-0	180	White Plains, N.Y.	Archbishop Stepinac
34	Duwe Farris	Gr.	F	6-7	210	Charlotte, N.C.	Myers Park
1	Zayden High	Fr.	F	6-9	225	Rockwell, Texas	AZ Compass Prep (Chandler, Ariz.)
55	Harrison Ingram	Jr.	F	6-7	230	Dallas, Texas	Stanford/St. Mark's School
22	Rob Landry	Sr.	G	6-4	190	Greensboro, N.C.	North Carolina School of Science & Math (Durham, N.C.)
14	Creighton Lebo	Sr.	G	6-1	180	Greenville, N.C.	Greenfield School (Wilson, N.C.)
32	James Okonkwo	Jr.	F	6-8	240	Maidenhead, England	West Virginia/Furze Platt Senior School
3	Cormac Ryan	Gr.	G	6-5	195	New York, N.Y.	Notre Dame/Milton Academy (Milton, Mass.)
7	Seth Trimble	So.	G	6-3	195	Menomonee Falls, Wis.	Menomonee Falls
13	Jalen Washington	So.	F	6-10	230	Gary, Ind.	West Side Leadership Academy
24	Jae'Lyn Withers	Gr.	F	6-9	215	Charlotte, N.C.	Louisville/North Mecklenburg (Huntersville, N.C.)
8	Paxson Wojcik	Gr.	G	6-5	195	Charleston, S.C.	Brown/La Lumiere School (La Porte, Ind.)

**NUMERICAL**

No.	Player	Yr.	Pos.	Ht.	Wt.	Hometown	Previous College/High School
1	Zayden High	Fr.	F	6-9	225	Rockwell, Texas	AZ Compass Prep (Chandler, Ariz.)
2	Elliot Cadeau	Fr.	G	6-1	180	West Orange, N.J.	Link Academy (Branson, Mo.)
3	Cormac Ryan	Gr.	G	6-5	195	New York, N.Y.	Notre Dame/Milton Academy (Milton, Mass.)
4	RJ Davis	Sr.	G	6-0	180	White Plains, N.Y.	Archbishop Stepinac
5	Armando Bacot	Gr.	F/C	6-11	240	Richmond, Va.	IMG Academy (Bradenton, Fla.)
7	Seth Trimble	So.	G	6-3	195	Menomonee Falls, Wis.	Menomonee Falls
8	Paxson Wojcik	Gr.	G	6-5	195	Charleston, S.C.	Brown/La Lumiere School (La Porte, Ind.)
13	Jalen Washington	So.	F	6-10	230	Gary, Ind.	West Side Leadership Academy
14	Creighton Lebo	Sr.	G	6-1	180	Greenville, N.C.	Greenfield School (Wilson, N.C.)
22	Rob Landry	Sr.	G	6-4	190	Greensboro, N.C.	North Carolina School of Science & Math (Durham, N.C.)
24	Jae'Lyn Withers	Gr.	F	6-9	215	Charlotte, N.C.	Louisville/North Mecklenburg (Huntersville, N.C.)
32	James Okonkwo	Jr.	F	6-8	240	Maidenhead, England	West Virginia/Furze Platt Senior School
34	Duwe Farris	Gr.	F	6-7	210	Charlotte, N.C.	Myers Park
55	Harrison Ingram	Jr.	F	6-7	230	Dallas, Texas	Stanford/St. Mark's School

**Head Coach:** Hubert Davis (12th year at UNC, 3rd year as head coach)  
**Assistant Coaches:** Brad Frederick (11th year at UNC, 7th year as assistant coach); Jeff Lebo (3rd year at UNC); Sean May (9th year at UNC, 3rd year as assistant coach, 1st year as JV coach)  
**Director of Recruiting:** Pat Sullivan (7th season at UNC)  
**Director of Team and Player Development:** Marcus Paige (1st season at UNC)  
**Director of Operations:** Eric Hoots (20th year)  
**Director of Strength and Conditioning:** Jonas Sahratian (20th year)  
**Athletics Trainer:** Doug Halverson (11th year)  
**Assistant Director of Operations:** Kiersten Steinbacher (first year)

**PRONUNCIATION GUIDE**

**Players**  
 Armando Bacot (are-MAHN-doe BAY-cot)  
 Elliot Cadeau (kuh-DOE)  
 Duwe Farris (Dewey FAIR-us)  
 Zayden High (ZAY-din)  
 Creighton Lebo (KRAY-ton LEE-boe)  
 James Okonkwo (oh-CON-kwo)  
 Cormac Ryan (CORE-mack)  
 Jalen Washington (JAY-linn)  
 Jae'Lyn Withers (JAY-linn)  
 Paxson Wojcik (WO-jick)

**Staff**  
 Jeff Lebo (LEE-boe)  
 Jonas Sahratian (JOE-nus suh-RAY-shun)


**Hometowns**  
 Seth Trimble— Menomonee Falls, Wis. (muh-NAH-muh-nee)

Maggie Hobson






**2023-24 TAR HEEL BASKETBALL • PREVIEW**  
**2023-24 PHOTO ROSTER**



Zayden High	<b>1</b>
Fr. • F • 6-9 • 225	




Elliot Cadeau	<b>2</b>
Fr. • G • 6-1 • 180	



Cormac Ryan	<b>3</b>
Gr. • G • 6-5 • 195	




RJ Davis	<b>4</b>
Sr. • G • 6-0 • 180	



Armando Bacot	<b>5</b>
Gr. • F/C • 6-11 • 240	



Seth Trimble	<b>7</b>
So. • G • 6-3 • 195	



Paxson Wojcik	<b>8</b>
Gr. • G • 6-5 • 195	




Jalen Washington	<b>13</b>
So. • F • 6-10 • 230	




Creighton Lebo	<b>14</b>
Sr. • G • 6-1 • 180	



Rob Landry	<b>22</b>
Sr. • G • 6-4 • 190	



Jae'Lyn Withers	<b>24</b>
Gr. • F • 6-9 • 215	



James Okonkwo	<b>32</b>
Jr. • F • 6-8 • 240	



Duwe Farris	<b>34</b>
Gr. • F • 6-7 • 210	



Harrison Ingram	<b>55</b>
Jr. • F • 6-7 • 235	




Hubert Davis	<b>Head Coach</b>
Third Season	



Brad Frederick	<b>Asst. Coach</b>
11th Season	



Jeff Lebo	<b>Asst. Coach</b>
Third Season	



Sean May	<b>Asst. Coach</b>
Ninth Season	



Pat Sullivan	<b>Recruit Dir.</b>
Seventh Season	



Marcus Paige	<b>Dir. Team Devel.</b>
First Season	




Eric Hoots	<b>Dir. Ops</b>
20th Season	



Jonas Sahratian	<b>Str. &amp; Cond.</b>
20th Season	



Doug Halverson	<b>Trainer</b>
11th Season	



Kiersten Steinbacher	<b>Asst. Dir. Ops</b>
First Season	



**2023-24 SCHEDULE**

DAY	DATE	OPPONENT	SITE	TIME (ET)	TV/Streaming
Fri	Oct 27	St. Augustine's (exhibition)	Chapel Hill	7:30 p.m.	ACCNX
Mon	Nov 6	Radford	Chapel Hill	7 p.m.	ACC Network
Sun	Nov 12	Lehigh	Chapel Hill	2 p.m.	ACC Network
Fri	Nov 17	UC Riverside	Chapel Hill	8 p.m.	ACC Network

**Bad Boy Mowers Battle 4 Atlantis (Imperial Arena)**

Wed	Nov 22	vs. Northern Iowa	Paradise Island, The Bahamas	Noon	ESPN
Thu	Nov 23	vs. Texas Tech or Villanova	Paradise Island, The Bahamas	Noon or 5 p.m.	ESPN or ESPN2
Fri	Nov 24	vs. Arkansas, Memphis, Michigan or Stanford	Paradise Island, The Bahamas		



**ACC-SEC Challenge**

Wed	Nov 29	Tennessee	Chapel Hill	7:15 p.m.	ESPN
Sat	Dec 2	Florida State	Chapel Hill	2 p.m.	ACC Network

**Jimmy V Classic (Madison Square Garden)**

Tue	Dec 5	vs. Connecticut	New York, N.Y.	9 p.m.	ESPN
-----	-------	-----------------	----------------	--------	------



**CBS Sports Classic (State Farm Arena)**

Sat	Dec 16	vs. Kentucky	Atlanta, Ga.	5:30 p.m.	CBS
-----	--------	--------------	--------------	-----------	-----



**Jumpman Invitational (Spectrum Center)**

Wed	Dec 20	vs. Oklahoma	Charlotte, N.C.	9 p.m.	ESPN
Fri	Dec 29	Charleston Southern	Chapel Hill	8 p.m.	ACC Network
Tue	Jan 2	at Pittsburgh (Petersen Events Center)	Pittsburgh, Pa.	7 p.m.	ESPN, ESPN2 or ESPNU
Sat	Jan 6	at Clemson (Littlejohn Coliseum)	Clemson, S.C.		ESPN2
Wed	Jan 10	at NC State (PNC Arena)	Raleigh, N.C.	8 p.m.	ESPN
Sat	Jan 13	Syracuse	Chapel Hill	1 p.m.	ESPN
Wed	Jan 17	Louisville	Chapel Hill	9 p.m.	ACC Network
Sat	Jan 20	at Boston College (Conte Forum)	Chestnut Hill, Mass.	2:15 p.m.	The CW
Mon	Jan 22	Wake Forest	Chapel Hill	7 p.m.	ESPN
Sat	Jan 27	at Florida State (Donald L. Tucker Center)	Tallahassee, Fla.	2 p.m.	ESPN or ESPN2
Tues	Jan 30	at Georgia Tech (McCasmish Pavilion)	Atlanta, Ga.	7 p.m.	ESPN, ESPN2 or ESPNU
Sat	Feb 3	Duke	Chapel Hill	6:30 p.m.	ESPN
Tue	Feb 6	Clemson	Chapel Hill	7 p.m.	ESPN, ESPN2 or ESPNU
Sat	Feb 10	at Miami (Watsco Center)	Coral Gables, Fla.	4 p.m.	ESPN or ESPN2
Tue	Feb 13	at Syracuse (JMA Wireless Dome)	Syracuse, N.Y.	7 p.m.	ESPN, ESPN2 or ESPNU
Sat	Feb 17	Virginia Tech	Chapel Hill	2 p.m.	ACC Network
Sat	Feb 24	at Virginia (John Paul Jones Arena)	Charlottesville, Va.	2 or 4 p.m.	ESPN or ESPN2
Mon	Feb 26	Miami	Chapel Hill	7 p.m.	ESPN
Sat	Mar 2	NC State	Chapel Hill	4 p.m.	ESPN
Tue	Mar 5	Notre Dame	Chapel Hill	7 p.m.	ACC Network
Sat	Mar 9	at Duke (Cameron Indoor Stadium)	Durham, N.C.	6:30 p.m.	ESPN



**Atlantic Coast Conference Tournament (Capital One Arena)**

Tue-Sat	Mar 12-16		Washington, DC		
---------	-----------	--	----------------	--	--

**NCAA Tournament**

**First Four:** March 19&20– Dayton, Ohio; **First & Second Rounds:** March 21&23– Charlotte, N.C.; Omaha, Neb.; Pittsburgh, Pa.; Spokane, Wash.; March 22&24– Brooklyn, N.Y.; Indianapolis, Ind.; Memphis, Tenn.; Salt Lake City, Utah; **Regionals:** March 28&30– East: Boston, Mass.; Los Angeles, Calif.; March 29&31– Midwest: Detroit, Mich.; Dallas, Texas; **Final Four:** April 6&8– Glendale, Ariz.



*Home games at the Dean E. Smith Center  
All times are Eastern*



**2023-24 QUICK FACTS**

**LINEUP BREAKDOWN**

**STARTERS RETURNING (2)**

No. Player	Ht.	Wt.	Cl.	Pos.
4 RJ Davis	6-0	180	Sr.	G
5 Armando Bacot	6-11	240	Gr.	F/C

**OTHER PLAYERS RETURNING (5)**

No. Player	Ht.	Wt.	Cl.	Pos.
7 Seth Trimble	6-3	195	So.	G
13 Jalen Washington	6-10	230	So.	F
14 Creighton Lebo	6-1	180	Sr.	G
22 Rob Landry	6-4	190	Sr.	G
34 Duwe Farris	6-7	210	Gr.	F

**NEWCOMERS (7)**

No. Player	Ht.	Wt.	Cl.	Pos.
1 Zayden High	6-9	225	Fr.	F
2 Elliot Cadeau	6-1	180	Fr.	G
3 Cormac Ryan	6-5	195	Gr.	G
8 Paxson Wojcik	6-5	195	Gr.	G
24 Jae'Lyn Withers	6-9	215	Gr.	F
32 James Okonkwo	6-8	240	Jr.	F
55 Harrison Ingram	6-7	235	Jr.	F

**STARTERS LOST (3)**

No. Player	Ht.	Wt.	Cl.	Pos.
1 Leaky Black	6-9	205	Gr.	F
2 Caleb Love	6-4	200	Jr.	G
32 Pete Nance	6-11	230	Gr.	F

**OTHER PLAYERS LOST (8)**

No. Player	Ht.	Wt.	Cl.	Pos.
3 Dontrez Styles	6-6	210	So.	G/F
11 D'Marco Dunn	6-5	190	So.	G
14 Puff Johnson	6-8	200	Jr.	F/G
21 Will Shaver	6-10	260	R-Fr.	F
22 Justin McKoy	6-8	220	Sr.	F
24 Tyler Nickel	6-7	220	Fr.	G/F
30 Jackson Watkins	6-1	180	Sr.	G
40 Beau Maye	6-8	225	Jr.	F

**RETURNING PRODUCTION**

The 2023-24 Tar Heels return two starters, 45.5 percent of their scoring, 42.6 percent of their rebounding and 44.1 percent of their assists from last season. Carolina's top returnees:

**POINTS**

**Return 45.5 percent (1,144 of 2,514 points)**

RJ Davis	16.1 ppg
Armando Bacot	15.9 ppg
Jalen Washington	2.2 ppg

**REBOUNDS**

**Return 42.6 percent (555 of 1,304 rebounds)**

Armando Bacot	10.4 rpg
RJ Davis	5.1 rpg
Jalen Washington	1.4 rpg

**ASSISTS**

**Return 44.1 percent (175 of 397 assists)**

RJ Davis	106 assists
Armando Bacot	45 assists
Seth Trimble	21 assists

**RETURNING STAT LEADERS**

<b>Minutes</b>	RJ Davis	35.0
<b>Scoring</b>	RJ Davis	16.1
<b>Field Goals</b>	Armando Bacot	185
<b>Field Goal Pct.</b>	Armando Bacot	.554
<b>3-Pointers</b>	RJ Davis	63
<b>3-Pt. FG Pct.</b>	RJ Davis	.438
<b>Free Throws</b>	Armando Bacot	139
<b>Free Throw Pct.</b>	RJ Davis	.881
<b>Rebounds</b>	Armando Bacot	10.4 rpg
<b>Assists</b>	RJ Davis	106
<b>Blocked Shots</b>	Armando Bacot	33
<b>Steals</b>	RJ Davis	36

**CAROLINA QUICK FACTS**

**GENERAL INFORMATION**

<b>Location</b>	Chapel Hill, N.C.
<b>Founded</b>	1789
<b>Enrollment</b>	20,029 (undergraduate)
<b>Nickname</b>	Tar Heels
<b>School Colors</b>	Carolina Blue & white
<b>Conference</b>	Atlantic Coast
<b>Chancellor</b>	Kevin Guskiewicz
<b>Athletic Director</b>	Bubba Cunningham
<b>Home Arena</b>	Dean E. Smith Center (21,750)
<b>2022-23 Record</b>	20-13
<b>2022-23 ACC Record</b>	11-9 (seventh place, tournament quarterfinalist)

**STAFF**

<b>Head Coach</b>	Hubert Davis (UNC '92)
<b>Record at Carolina</b>	49-23 (two seasons)
<b>Record Overall</b>	49-23 (two seasons)

**Assistant Coaches**

Brad Frederick, Jeff Lebo, Sean May

**Director of Recruiting**

Pat Sullivan

**Director of Player & Team Development**

Marcus Paige

**Director of Operations**

Eric Hoots

**Strength & Conditioning Coordinator**

Jonas Sahratian

**Head Athletic Trainer**

Doug Halverson

**Assistant Director of Operations**

Kiersten Steinbacher

Peyton Williams







# #5 Armando Bacot

Graduate Student • F/C • 6-11 • 240 • Richmond, Va.

### CAREER

Carolina's all-time leader in rebounds (1,335) and double-doubles (68) • Set both records on 1/21/23 vs. NC State, breaking Tyler Hansbrough's rebounding record and Billy Cunningham's standard for double-doubles • Second at UNC in offensive rebounds (476) and offensive rebounds per game (3.61) and set a UNC-record 75 games with 10 or more rebounds • Tied for third in ACC history with NC State's Ronnie Shavlik in double-doubles and is fifth in rebounds • Tied for 23rd in NCAA history in double-doubles • One of two Tar Heels in the last 50 seasons (with Sean May) and eight all-time to average a double-double in points and rebounds • One of two Tar Heels (with Sam Perkins) with 1,800 points, 1,000 rebounds and 150 blocks • Is sixth in rebound average, ninth in blocks, ninth in made free throws and 14th in scoring by a Tar Heel • Highest rebound average by a Tar Heel since Rusty Clark's 10.3 from 1966-69 • Has 20 games with at least 20 points and 10 rebounds and three with 25 and 15 • Grabbed 15 or more rebounds 22 times and 18 or more 10 times • UNC's Most Valuable Player in each of the last three seasons, one of four three-time MVPs with Len-

### THE BACOT FILE

- **Name:** Armando Linwood Bacot
- **Birthdate:** March 6, 2000
- **Birthplace:** Richmond, Va.
- **Parents:** Christie Lomax & Armando Bacot Sr.
- **Prep Coaches:** Richard Hamlin, Sean McAloon

nie Rosenbluth, Cunningham and Hansbrough • Scored in double figures 99 times with a career-high 29 twice • Scored 20 or more 26 times • Career-high 23 rebounds vs. JMU on 11/20/22 • Broke Luke Maye's school record for most rebounds in consecutive seasons (845 in the last two seasons) • Six-time ACC Player-of-the-Week honoree, which equals the third most by a Tar Heel • First player to lead UNC in field goal percentage three times since Perkins in 1981, 1983 and 1984.

### SENIOR SEASON (2022-23)

Earned third-team All-America honors by the Associated Press, US-BWA, Sporting News and College Hoops Today • Finished in the top three in voting for ACC Player of the Year for the second year in a row and became the 19th Tar Heel to earn multiple first-team All-ACC honors



Above photo by Anthony Sorbellini

Peyton Williams

### BACOT'S CAREER STATS

Year	GP-GS	Min.	Ave.	FGM-A	Pct.	3FGM-A	Pct.	FTM-A	Pct.	Off	Def	Reb	Ave.	A	TO	B	S	Pts	Ave.
2019-20	32-32	780	24.4	114-243	.469	0-0	-	80-124	.645	87	176	263	8.2	39	55	36	16	308	9.6
2020-21	29-28	660	22.8	137-218	.628	0-1	.000	83-125	.664	92	135	227	7.8	23	41	26	19	357	12.3
2021-22	39-39	1237	31.7	244-429	.569	1-8	.125	146-218	.670	163	348	511	13.1	59	77	65	33	635	16.3
2022-23	32-32	970	30.3	185-334	.554	0-6	.000	139-209	.665	134	200	334	10.4	45	71	33	19	509	15.9
<b>TOTAL</b>	<b>132-131</b>	<b>3647</b>	<b>27.6</b>	<b>680-1224</b>	<b>.556</b>	<b>1-15</b>	<b>.067</b>	<b>448-676</b>	<b>.663</b>	<b>476</b>	<b>859</b>	<b>1335</b>	<b>10.1</b>	<b>166</b>	<b>244</b>	<b>160</b>	<b>87</b>	<b>1809</b>	<b>13.7</b>



## ARMANDO BACOT

Maggie Hobson



- First Tar Heel to repeat as first-team All-ACC since Hansbrough (2006-09) • Finalist for the Kareem Abdul-Jabbar Award • NABC and USBWA All-District honoree • Won ACC Player-of-the-Week honors a league-leading three times • Received an honorary ACC Commissioners' Postgraduate Scholarship.

Led the ACC in rebounding (10.4), offensive boards (4.2) and double-doubles (19), was fifth in field goal percentage (.554) and 11th in scoring (15.9) • Nationally, was fourth in offensive rebounding, fifth in double-doubles and ninth in rebounding • Led UNC in field goal percentage and was second in blocks and third in scoring • Sixteen games with at least five offensive boards • Set the UNC single-season record for offensive rebounds per game for the second year in a row • Season-high 28 points vs. Charleston and Ohio State and season/career best 23 rebounds vs. James Madison • Totaled 54 points in back-to-back wins over Ohio State (28) and Michigan (26) • Made 11 field goals in both games, the first Tar Heel to do that since Brice Johnson in 2015-16

- Drew 5.8 fouls per game with 10 or more three times (11 by Charleston and Pittsburgh in Chapel Hill and 10 by Boston College) • Did not play at Virginia Tech on 12/4 due to a right shoulder contusion, which he suffered in the first half at Indiana on 11/30 • First game missed (only second career) since his freshman season • Sprained his left ankle 1:18 into the January 7 game at Virginia while grabbing an offensive rebound and was unable to play the rest of the game • Re-injured his left ankle in the ACC Tournament vs. Boston College, which limited him to a combined 14 points and nine rebounds in 39 minutes in the two games.

**2022-23 GAME HIGHLIGHTS**

Tied career high with nine free throws (9 of 10) and had fourth career double-double at home vs. Duke with 17 points and 11 rebounds (and four blocks) • Double-double at NC State (16/14) • Led UNC with 14 points and 10 rebounds at Duke • Was 7 for 7 from the line for 23 points and had 18 rebounds in home win over NC State • Recorded first-half double-doubles in consecutive games at

Louisville and vs. Boston College • Game highs in points (21), rebounds (13) and offensive boards (6) and added four assists and two blocks in the home win vs. Notre Dame • Scored 21 points and added nine rebounds and a team-high five assists vs. Wake Forest • Game-high 26 points on 11 of 15 shooting in the 80-76 win over Michigan • Was 11 for 19 from the floor and had game highs in points (28) and rebounds (15) vs. Ohio State • Had 21 points, 13 rebounds and drew seven fouls vs. Georgia Tech • Scored 20 points with 10 rebounds and three blocks vs. Alabama but sprained his right ankle and did not play the last minute of the third OT or any of the fourth OT • Scored 19 points and had a career-high 23 rebounds vs. James Madison • Scored 27 of his game-high 28 points in the second half vs. Charleston.

**JUNIOR SEASON  
(2021-22)**

Compiled one of the most prolific rebounding seasons in college basketball history • Led Carolina in scoring (16.3), rebounding (13.1), field goal percentage (.569) and blocks (65), becoming the first Tar Heel to ever lead the team in those categories in consecutive seasons, earning team MVP honors • Earned All-NCAA Tournament honors in both the Final Four and East Regional, where he was also the Most Outstanding Player • National Player of the Year finalist (Lute Olson Award), third-team CBS Sports and USA Today All-America, leading vote getter on the ACC first team, second in ACC Player-of-the-Year voting and second-team All-ACC Tournament • One of three players to make the Academic All-ACC team and first-team All-ACC • Also made the ACC Academic Honor Roll for grade point average • Third in the balloting for ACC Male Athlete of the Year.

Became the first player in college basketball history with six double-doubles in one NCAA Tournament • Tied the all-time NCAA single-season record with 31 double-doubles (with Navy's David Robinson in 1985-86) • Second-most rebounds (99) in NCAA Tournament history and the most since LaSalle's Tom Gola had 102 in 1954 • Had 41 more rebounds than any other player in the 2022 NCAA Tournament • Third-most rebounds in the Final Four (36) since 1973 • Fourth-most rebounds in a season in ACC history and the first player with at least 500 since 1956 • Shattered the sin-

gle-season Tar Heel record with 511 rebounds, 95 more than the previous record set in 2015-16 by Brice Johnson (who had 416 in one more game than Bacot) • Tied the UNC record for 20-rebound games in a season with five and set the school record with 32 games in double figures • Became the first Tar Heel with two 20-rebound NCAA Tournament games • Rebounding average (13.1) was the fifth highest in a season by a Tar Heel and the highest since Cunningham in 1964-65 • Led the ACC in all games by 4.94 rebounds per game (the difference between second place and 20th was 2.1 per game) • Averaged 14.1 rebounds in league play, the most since Wake Forest's Tim Duncan averaged 14.9 in 1996-97 • Broke Duncan's previous ACC double-double record (29 in 1996-97) and Johnson's UNC record (23 in 2015-16) • Set single-game records by a Tar Heel vs. Louisville (22) and Syracuse (18) and tied the all-time mark vs. NC State (18).

Led the nation in double-doubles, was second in offensive rebounding (4.2), third in rebounding and 23rd in field goal percentage (.569) • Led the ACC in rebounding, offensive rebounds and double-doubles, was second in field goal percentage, fifth in blocks and seventh in scoring • Also led UNC in plus/minus at +336.

Scored in double figures 34 times with 20 or more points 11 times • Led Carolina in scoring a team-high 14 times • Made 10 or more field goals six times with a career-high 12 vs. Virginia • Blocked five or more shots four times • Tri-captain • UNC's Athletic Director's Scholar-Athlete Award • Made the ACC Academic Honor Roll and NABC Honors Court for outstanding grade point average.

Averaged 15.3 points and 16.5 rebounds in six NCAA Tournament games • Set UNC single-game rebound records for regional final, national semifinal and national championship games • Shattered UNC's single-Tournament record for rebounds with 99 (previous was 69 in six games by Kennedy Meeks in 2017) • Had 38 offensive rebounds (6.3 per game) • Grabbed 15 or more rebounds in the last five games • Tied the UNC record for rebounds in an NCAA Tourney game with 22 vs. Saint Peter's and became the only Tar Heel with two 20-rebound NCAA games when he had 21 vs. Duke in the national semifinals (Tyler Zeller is the only other Tar Heel ever with 20 or more in an NCAA



## ARMANDO BACOT

**Bacot's Career Highs**

• **Points:** 29 vs. Virginia (1/8/22), Georgia Tech (1/15/22)  
**Field Goals:** 12 vs. Virginia (1/8/22)  
**Three-Pointers:** 1 at Boston College (1/2/22)  
**Free Throws:** 9 six times  
**Offensive Rebounds:** 9 vs. Virginia (1/8/22), Syracuse (2/28/22)  
**Rebounds:** 23 vs. James Madison (11/20/22)  
**Assists:** 7 vs. Miami (1/25/20)  
**Turnovers:** 6 vs. Alabama (11/27/22)  
**Blocks:** 6 three times  
**Steals:** 4 vs. Elon (12/11/21)

Tourney game; he had 22 vs. Ohio in 2012) • His 21 rebounds vs. Duke were the most by any player in the Final Four since 2003 and were most ever by a Tar Heel in 21 national semifinals • Became the 12th player in NCAA history with 21 or more rebounds in a Final Four game – the list includes Bill Russell (twice), Elvin Hayes, Lew Alcindor, Bill Walton, Elgin Baylor and Artis Gilmore • Drew 39 fouls in the six games.

Had 10 straight double-doubles from Furman through Virginia Tech, the most by a Tar Heel since Cunningham had 10 in a row in 1964-65, which tied the fourth-longest streak by a Tar Heel • Thirteen-straight games with 10 or more rebounds was the third-longest in UNC history and the longest since John Henson's 15 in 2010-11.

The only three-time ACC Player of the Week in the league this season (all three awards won during conference play) • USBWA National Player of the Week for Jan. 10-16 • First Tar Heel to win three ACC Player-of-the-Week honors in the same season since Luke Maye in 2017-18 • First Tar Heel to score 29 or more points in consecutive games since Tyler Hansbrough in 2008 • First Tar Heel with at least 29 points and 12 rebounds in consecutive games since Charlie Scott in 1970 • Joined Scott, Cunningham and Rosenbluth as the only Tar Heels ever with at least 29 and 12 in consecutive games • Second Tar Heel to have multiple 20-rebound games in Smith Center history (he had two this season, 22 vs. Virginia and 20 vs. Virginia Tech; May had three).

**2021-22 GAME HIGHLIGHTS**

Led or shared the team lead in scoring (15), rebounding (15), assists (two) and steals (one) in the national championship game vs. Kansas • Played 38:03 despite having sprained his ankle late in the semifinal win over Duke • Re-injured his ankle on a drive to the basket with less than a minute to play, was forced to leave the game and was unable to return • Tied his career-high with nine made free throws in 13 attempts • Recorded his NCAA record-tying 31st double-double when he had 12 points and 10 points in the first half.

Set the ACC record with his 30th double-double of the season with 11 points and 21 rebounds in the national semifinal vs. Duke • Tied the second-most rebounds ever by a Tar Heel vs. the Blue Devils and were the most in a Final Four since Nick Colli-

son had 21 for Kansas vs. Syracuse in 2003 finals in New Orleans.

Game highs in points (20), offensive rebounds (8) and rebounds (22) in Elite 8 win over Saint Peter's that helped him earn Most Outstanding Player honors in the East Regional • Tied his career high and tied UNC's NCAA Tourney record for rebounds (with Tyler Zeller, who had 22 in an overtime win over Ohio in 2012) • Had 15 first-half rebounds that helped UNC build a 38-19 lead.

Had 14 points and 15 rebounds vs. UCLA • Eight of his 15 rebounds were offensive boards that led to 12 points • Saved a Caleb Love miss that was going out of bounds and threw it back in play, leading to Love's game-tying three with 1:40 to play • Then assisted on Love's go-ahead three, got the rebound after UCLA's ensuing miss and tipped in an RJ Davis miss for a five-point lead with 15 seconds remaining • Drew 10 fouls and had 15 points, 16 boards, four assists and three blocks in win over Baylor • Attempted a career-high 15 free throws (made seven) • Played the final 2:37 of regulation and overtime with four fouls and had seven points, six rebounds and an assist in that stretch • Had 17 points, 10 rebounds and three assists vs. Marquette as UNC grabbed a season-high 52 rebounds • Broke the Tar Heel single-season record when he got his fifth rebound in the first seven minutes.

Was 9 for 10 from the floor and had 14 rebounds vs. Virginia Tech in the ACC semifinals • Made 10 of 11 shots from the floor, had a game-high-tying 23 points and was plus 24 (11 more than any other player) in the win at Duke • Tied the second-highest field goal percentage (.909) in a game by a Tar Heel against Duke • Scored 10 points in nine minutes in the first half • Made defensive play of the game as he blocked AJ Griffin's shot as Griffin drove for a score after a steal with UNC leading by six with two minutes to play • Second consecutive 18-rebound game in win over Syracuse • Had 14 second-half rebounds vs. the Orange • Became first Tar Heel ever to have at least 20 points, 15 rebounds and five blocks in a game in the win at NC State as he totaled 28 points, 18 rebounds and five blocks • Made 11 of 13 field goals and tied the UNC record for rebounds in a game against NC State • Game-high 15 rebounds and scored 12 points, all in the second half, in the win at Virginia Tech • Was scoreless in the first half but scored 10 of



**ARMANDO BACOT**

UNC Athletic Communications



UNC's first 15 points in the second to build a double-digit lead • When the Hokies cut UNC's 12-point lead to seven, he scored back-to-back baskets to maintain the lead • Also had five blocks at Virginia Tech (fourth Tar Heel ever with 15 rebounds and five blocks in a game, first since Henson) • Was 8 for 10 from the floor and the line and had 24/10 in the win at Clemson (scored 15 of UNC's 30 first-half points, which helped the Tar Heels rally from 11 down to take a five-point lead) • Tied his career high with 22 rebounds, added 19 points and three steals and tied the team lead at plus 8 in the OT win at Louisville • Tied his career high with six blocks, was 8 for 10 from the line and had 18/13 in 100-80 win over NC State • Scored 12 of his 14 points in the first half and finished with 20 rebounds in home win over Virginia Tech • Most rebounds vs. the Hokies since they joined the ACC in 2004-05 • Tied his career scoring high (29) and had a game-high 12 rebounds in home win over Georgia Tech, earning him his second straight ACC Player-of-the-Week Award and USBWA National Player of the Week • Scored 20 second-half points • Was 9 for 9 from the free throw line, his best career game without a miss from the stripe • ACC Player of the Week for Jan. 3-9 after averaging 25.0 points and 19.5 rebounds vs. Notre Dame and Virginia.

Career highs in points (29), field goals (12), rebounds (22) and offensive rebounds (9) against Virginia • Second Tar Heel with 20-plus rebounds in the Smith Center • The

22 rebounds were the second most by any player in a collegiate game in the Smith Center • First Tar Heel with 20 points and 20 rebounds since Brice Johnson had 39 and 23 at Florida State on 1/4/2016 • First player to have 20/20 against Virginia since Wake Forest's Tim Duncan had 21 and 23 in 1997 • The 22 rebounds were the most by an ACC player since 2016 • First Tar Heel with 15 plus rebounds in back-to-back games since Maye in 2019 • Nine offensive rebounds were the most by a Tar Heel since Kennedy Meeks had 10 at Clemson in 2017,

Set a then-career-high 17 boards and game-high 21 points at Notre Dame • Made his first career three-pointer and finished with 18 points, 11 rebounds and three steals at Boston College • Scored 17 of his team-high 22 points vs. Kentucky in the first half • Made 7 of 11 FGA, scored 15 points, 13 rebounds and four assists in win at Georgia Tech • Game-high 14 rebounds vs. Michigan • Helped limit Hunter Dickinson to four points on 2 of 5 FG and no offensive rebounds • Went 10 for 11 from the floor and had 22 points and 10 rebounds against Brown and made 10 of 12 field goal attempts and finished with a then-career-best 24 points and 12 boards with six blocks at Charleston • Became the first Tar Heel ever to post consecutive 20 and 10 games in which he shot at least 80

percent from the floor in both contests.

**SOPHOMORE SEASON  
(2020-21)**

Recipient of the Dean Smith Most Valuable Player and Danny Green Most Improved Player team awards • Third-team All-ACC • First-team All-ACC Tournament after averaging 16.3 points, 10.7 rebounds, 2.7 blocks and 1.3 steals and shooting 65.5 percent from the floor in three games • Led the team in scoring (12.3), field goal percentage (.628), rebounding (7.8) and blocks (26) • First Tar Heel to lead in those four categories since Brice Johnson in 2015-16 • Unofficially led ACC in field goal percentage (was eight made field goals shy of qualifying) • Was third in the ACC in offensive rebounding and sixth in rebounding • Had the eighth-highest single-season field goal percentage in UNC history • Led UNC in scoring a team-high 10 times • Scored in double figures a team-high 20 times with a high of 21 at Pittsburgh • Seven double-doubles.

**2020-21 GAME HIGHLIGHTS**

Scored all 15 of his points in the second half vs. Wisconsin • Had 17 points, 13 rebounds and a season-high four blocks in ACC quarterfinal win over Virginia Tech • Second consecutive ACC Tournament game with 13 rebounds, the first Tar Heel to do that since Mitch Kupchak in 1975 • Game-high 20 points and 13 rebounds in ACC Tourney win over Notre Dame • Scored 11 of his 18 points (which tied for the team lead) in the first half in the home win over Duke • Scored 18 points and grabbed a season-high 15 rebounds at Syracuse • Eight offensive rebounds at Syracuse tied his season high • Scored 12 of his 16 points in the second half at Duke • Season-high 21 points, grabbed a game-high 10 rebounds and blocked three shots in the win at Pittsburgh • Made 8 of 12 from the floor, scored a team-high 17 points and was UNC's defensive player of the game in the win over NC State • Scored 14 of his 18 points in the second half vs. Wake Forest • First double-double of the season with 10 points and 12 rebounds vs. Texas.

**FRESHMAN SEASON  
(2019-20)**

Averaged 9.6 points and 8.2 rebounds in 32 games (all starts) • Had the most rebounds by a Tar Heel

freshman since Antawn Jamison in 1995-96 • Had 11 double-doubles, second most by a Tar Heel freshman and the most since Jamison's 13 • Led the team in blocks (36), was second in FG percentage (.469) and rebounding and fourth in scoring • Scored in double figures 16 times with a high of 23 vs. Oregon • Scored 20 or more three times (23 vs. Oregon, 22 vs. Elon and 21 vs. Clemson) • Grabbed 10 or more rebounds 14 times with highs of 16 at home vs. Virginia and 15 vs. Alabama • Averaged 2.7 offensive rebounds • Started 32 games, but played less than 10 minutes in three different games due to injuries – played three minutes at UNCW (blow to the head), seven minutes vs. Ohio State (left ankle sprain) and nine minutes at Syracuse (right ankle sprain).

**2019-20 GAME HIGHLIGHTS**

Second straight double-double with 12 points and 11 rebounds in ACC Tournament win over Virginia Tech • Limited to 23 minutes because of foul trouble but had 12 points and 13 rebounds at Duke • Season-high 16 rebounds on 2/15 vs. Virginia, most by a UNC freshman since Harrison Barnes had 16 against LIU in 2011 • Scored a dozen points and had seven rebounds, three assists and three blocks and led UNC in plus/minus (+5) for the second game in a row in the home loss to Duke • Helped hold Vernon Carey Jr. scoreless in the second half • Led UNC with 12 rebounds and a season-high seven assists and added 19 points in the win over Miami • Only the fourth Tar Heel ever with at least 19/12/7 in a game and the first to do that since Lee Dedmon vs. Clemson in 1971 • Went 7 for 10 from both the floor and the free throw line en route to 21 points against Clemson • Scored 15 points on 6 of 11 field goals and had nine rebounds and four assists in the home loss to Pitt • Led UNC with 15 points and 12 rebounds vs. UCLA • Led all players on both teams with 23 points, 12 rebounds and six blocks vs. Oregon, becoming just the second Tar Heel (and only freshman) to post 23/12/6 in a game • Scored all 12 of his points in the second half and set a Battle 4 Atlantis record with 15 rebounds against Alabama • Made 6 of 9 shots from the floor to record his first career double-double with 12/11 vs. Gardner-Webb • Inadvertently struck by an opposing player's follow through and left the game after just 2:41 at UNCW (did not



**ARMANDO BACOT**

Armando Bacot, Game-by-Game												
2019-20	FG	3FG	FT	REB	PF	PTS	A	TO	B	S	MP	
Notre Dame*	3-7	0-0	1-6	2-6-8	2	7	1	2	1	0	22	
at UNCW*	0-1	0-0	0-0	0-1-1	2	0	0	1	0	0	3	
Gardner-Webb*	6-9	0-0	0-0	4-7-11	1	12	0	3	1	0	23	
Elon*	9-14	0-0	4-7	4-10-14	2	22	2	1	3	2	26	
vs. Alabama*	5-7	0-0	2-4	6-9-15	3	12	1	2	1	0	26	
vs. Michigan*	3-10	0-0	0-0	1-5-6	1	6	0	3	1	0	21	
vs. Oregon*	7-9	0-0	9-10	7-5-12	4	23	0	0	6	0	30	
Ohio State*	1-2	0-0	0-0	3-1-4	1	2	0	0	1	1	7	
at Virginia*	5-8	0-0	1-6	0-2-2	3	11	0	0	2	1	25	
Wofford*	2-14	0-0	4-5	8-5-13	0	8	1	2	3	0	29	
at Gonzaga*	1-6	0-0	0-0	1-2-3	4	2	0	1	0	0	14	
vs. UCLA*	5-7	0-0	5-10	4-8-12	2	15	1	2	1	1	32	
Yale*	0-5	0-0	2-2	2-4-6	4	2	0	0	0	0	17	
Georgia Tech*	1-6	0-0	2-3	1-2-3	3	4	2	2	0	1	16	
Pittsburgh*	6-11	0-0	3-4	2-7-9	1	15	4	4	1	0	31	
Clemson*	7-10	0-0	7-10	2-3-5	2	21	1	1	2	1	37	
at Pittsburgh*	5-12	0-0	2-3	4-7-11	5	12	2	3	1	3	28	
at Wake Forest*	3-7	0-0	3-3	1-3-4	5	9	4	1	0	0	29	
Miami*	8-11	0-0	3-3	2-10-12	2	19	7	1	2	0	32	
at NC State*	2-10	0-0	7-11	5-6-11	3	11	3	4	1	2	27	
Boston College*	2-5	0-0	7-8	3-7-10	4	11	1	2	1	1	31	
at Florida State*	2-3	0-0	2-2	1-5-6	3	6	0	3	0	1	26	
Duke*	4-10	0-0	4-9	2-5-7	5	12	3	1	3	0	29	
at Wake Forest*	5-10	0-0	0-0	2-5-7	3	10	0	0	0	0	26	
Virginia*	3-6	0-0	2-2	2-14-16	1	8	0	5	1	1	35	
at Notre Dame*	1-6	0-0	0-0	2-8-10	4	2	2	3	1	0	24	
at Louisville*	3-7	0-0	1-2	2-7-9	2	7	1	2	2	1	33	
NC State*	1-5	0-0	1-2	0-3-3	2	3	0	3	1	0	13	
at Syracuse*	1-2	0-0	1-2	1-3-4	0	3	0	0	0	0	9	
Wake Forest	DNP - right ankle											
at Duke*	5-7	0-0	3-6	6-6-12	4	13	0	2	0	0	23	
vs. Va Tech* (ACC)	5-9	0-0	2-2	4-7-11	1	12	0	1	0	0	29	
vs. Syracuse	3-7	0-0	2-2	4-3-7	2	8	3	0	0	0	25	
2020-21												
Coll. of Charleston*	4-5	0-0	3-4	3-5-8	0	11	0	1	3	0	22	
vs. UNLV*	4-4	0-0	4-4	2-3-5	3	12	1	3	0	0	20	
vs. Stanford*	4-5	0-0	2-3	2-4-6	2	10	0	4	0	0	20	
vs. Texas*	3-5	0-0	4-7	6-6-12	1	10	0	1	1	0	25	
at Iowa*	2-4	0-0	0-0	3-8-11	5	4	0	2	1	0	22	
NC Central*	6-7	0-0	7-10	5-6-11	2	19	0	1	1	1	27	
vs. Kentucky*	5-8	0-0	4-6	5-3-8	2	14	1	0	2	0	28	
at NC State*	7-9	0-0	2-4	3-3-6	1	16	0	3	1	0	24	
at Georgia Tech*	5-8	0-0	4-6	0-5-5	3	14	0	3	0	2	23	
Notre Dame*	1-7	0-0	2-4	5-5-10	2	4	1	1	0	1	17	
at Miami*	1-3	0-0	5-5	0-2-2	3	7	0	1	0	0	21	
Syracuse*	7-13	0-0	1-3	7-5-12	2	15	2	0	0	1	27	
at Florida State*	3-6	0-0	3-5	3-2-5	1	9	1	0	0	0	17	
Wake Forest*	8-10	0-0	2-4	0-6-6	4	18	3	2	0	2	22	
NC State*	8-12	0-0	1-4	2-6-8	1	17	1	0	1	2	28	
at Pittsburgh*	8-10	0-1	5-6	4-6-10	1	21	2	2	3	0	31	
at Clemson*	0-1	0-0	1-2	0-3-3	4	1	0	2	0	1	19	
at Duke*	6-12	0-0	4-7	2-4-6	2	16	1	1	1	2	25	
at Virginia*	3-7	0-0	1-3	2-8-10	3	7	2	0	1	0	25	
Northeastern*	4-9	0-0	1-2	1-7-8	1	9	0	3	0	0	20	
Louisville*	7-8	0-0	0-0	2-7-9	3	14	1	0	0	1	18	
Marquette*	1-4	0-0	1-2	2-3-5	3	3	2	0	0	0	13	
Florida State*	2-3	0-0	2-2	2-2-4	3	6	0	3	1	0	15	
at Syracuse*	7-10	0-0	4-5	8-7-15	3	18	1	3	1	0	25	
Duke*	6-10	0-0	6-7	3-3-6	2	18	0	3	1	0	26	
vs. Notre Dame (ACC)*	7-10	0-0	6-7	8-5-13	1	20	1	1	2	1	24	
vs. Virginia Tech*	7-9	0-0	3-7	6-7-13	4	17	1	0	4	1	25	
vs. Florida State*	5-10	0-0	2-3	4-2-6	2	12	1	0	2	2	26	
vs. Wisconsin (NCAA)*	6-9	0-0	3-3	2-2-4	1	15	1	2	0	2	24	

return) • Started his first collegiate game against Notre Dame and had seven points and eight rebounds.

**PREP**

Played his first three seasons at Trinity Episcopal School in Richmond, Va., for Coach Richard Hamlin and his senior year at IMG Academy in Bradenton, Fla., for Coach Sean McAloon • Averaged 12.4 points, 7.7 rebounds and 1.8 blocks and shot 62.0 percent from the floor at IMG • Averaged 24.5

points and 12 rebounds his junior season • Led IMG Academy to a prep national championship in 2019 • Member of the U18 USA Basketball national team with Cole Anthony and Coby White, winning a gold medal • Played in the 2019 McDonald's All-American and Jordan Brand Classic games • 2019 MaxPreps All America honorable mention • Played for Team Takeover in the EYBL • Averaged 11 points and 8 rebounds per game • 2017 VISAA Division-I state champion at Trinity Episcopal.

Armando Bacot, Game-by-Game												
2021-22	FG	3FG	FT	REB	PF	PTS	A	TO	B	S	MP	
Loyola Maryland*	3-5	0-0	2-3	1-5-6	3	8	0	1	2	1	17	
Brown*	10-11	0-0	2-5	6-4-10	2	22	1	0	2	1	27	
at Charleston*	10-12	0-0	4-9	2-10-12	4	24	3	3	6	0	24	
vs. Purdue*	1-6	0-1	0-0	1-4-5	5	2	1	1	0	0	17	
vs. Tennessee*	6-9	0-0	4-6	4-8-12	2	16	1	2	0	0	29	
UNC Asheville*	8-14	0-0	6-7	3-4-7	1	22	0	2	1	0	29	
Michigan*	5-10	0-0	1-1	3-11-14	2	11	3	1	2	1	32	
at Georgia Tech*	7-11	0-0	1-2	3-10-13	3	15	4	5	1	2	38	
Elon*	3-7	0-0	3-8	2-5-7	2	9	1	0	2	4	24	
Furman*	7-12	0-1	0-0	4-8-12	2	14	2	1	1	0	28	
vs. Kentucky*	8-13	0-0	6-9	2-8-10	4	22	2	2	1	0	31	
App State*	7-9	0-0	2-4	3-7-10	3	16	4	2	2	2	30	
at Boston College*	6-9	1-1	5-5	3-8-11	3	18	2	1	1	3	29	
at Notre Dame*	9-13	0-0	3-4	2-15-17	3	21	0	4	1	0	37	
Virginia*	12-18	0-0	5-7	9-13-22	2	29	2	1	1	0	38	
Georgia Tech*	10-16	0-2	9-9	3-9-12	2	29	0	3	0	1	29	
at Miami*	6-9	0-0	3-4	4-8-12	4	15	1	4	1	0	27	
at Wake Forest*	4-12	0-0	4-8	6-6-12	4	12	1	2	1	0	25	
Virginia Tech*	7-19	0-0	0-0	8-12-20	5	14	1	2	1	0	34	
Boston College*	1-10	0-0	4-6	7-11-18	2	6	0	0	3	0	38	
NC State*	5-10	0-1	8-10	2-11-13	1	18	0	1	6	1	28	
at Louisville*	8-15	0-0	3-5	6-16-22	4	19	2	2	2	3	39	
Duke*	4-10	0-0	4-5	1-4-5	3	12	2	1	1	2	30	
at Clemson*	8-10	0-1	8-10	3-7-10	5	24	3	2	0	1	32	
Florida State*	7-9	0-0	3-5	4-10-14	2	17	1	2	1	0	28	
Pittsburgh*	2-6	0-0	3-4	4-4-8	4	7	4	3	3	0	27	
at Virginia Tech*	4-7	0-0	4-4	2-13-15	2	12	0	3	5	0	38	
Louisville*	6-8	0-0	0-2	5-10-15	2	12	1	4	0	0	39	
at NC State*	11-13	0-0	6-7	5-13-18	4	28	1	5	5	2	36	
Syracuse*	5-12	0-0	7-9	9-9-18	0	17	2	0	0	0	43	
at Duke*	10-11	0-0	3-4	1-6-7	2	23	0	1	2	2	30	
vs. Virginia (ACC)*	5-12	0-1	0-0	2-9-11	2	10	0	1	2	3	34	
vs. Virginia Tech*	9-10	0-0	1-2	5-9-14	5	19	2	3	0	0	36	
vs. Marquette (NCAA)*	6-13	0-0	5-5	4-6-10	0	17	3	1	1	1	28	
vs. Baylor*	4-10	0-0	7-15	4-12-16	4	15	4	2	3	1	39	
vs. UCLA*	6-10	0-0	2-4	8-7-15	3	14	2	2	1	0	31	
vs. Saint Peter's*	8-15	0-0	4-9	8-14-22	3	20	1	2	2	0	35	
vs. Duke*	3-10	0-0	5-8	8-13-21	5	11	0	2	1	1	33	
vs. Kansas*	3-13	0-0	9-13	6-9-15	3	15	2	3	1	1	38	
2022-23												
UNCW*	5-10	0-0	6-11	4-5-9	4	16	1	2	1	0	28	
Charleston*	10-13	0-0	8-12	2-4-6	2	28	1	3	2	3	34	
Gardner-Webb*	2-9	0-0	6-7	2-7-9	2	10	0	3	2	1	36	
James Madison*	5-11	0-0	9-12	8-15-23	4	19	1	3	1	1	35	
vs. Portland*	4-6	0-1	3-8	6-7-13	4	11	2	4	0	0	34	
vs. Iowa State*	5-6	0-0	3-5	3-6-9	4	13	2	5	2	1	37	
vs. Alabama*	7-12	0-0	6-6	6-4-10	4	20	2	6	3	0	38	
at Indiana*	4-10	0-0	4-6	5-5-10	4	12	0	1	1	0	28	
at Virginia Tech	DNP - right shoulder											
Georgia Tech*	8-16	0-1	5-9	7-6-13	1	21	1	0	1	0	34	
The Citadel*	5-9	0-0	4-6	6-5-11	1	14	2	3	2	0	26	
vs. Ohio State*	11-19	0-0	6-9	7-8-15	2	28	3	2	0	0	37	
vs. Michigan*	11-15	0-0	4-7	0-5-5	4	26	0	0	0	1	32	
at Pittsburgh*	8-14	0-1	6-7	5-8-13	1	22	3	4	2	0	37	
Wake Forest*	7-11	0-0	7-10	2-7-9	2	21	5	0	1	2	38	
Notre Dame*	9-17	0-0	3-7	6-7-13	2	21	4	2	2	0	31	
at Virginia*	0-0	0-0	0-0	2-0-2	0	0	0	0	0	0	1	
at Louisville*	5-8	0-1	4-5	4-12-16	4	14	1	2	0	0	25	
Boston College*	8-11	0-0	4-7	5-11-16	4	20	3	2	1	1	35	
NC State*	8-13	0-0	7-7	6-12-18	3	23	1	0	0	1	33	
at Syracuse*	8-15	0-0	2-3	1-7-8	4	18	4					



**ARMANDO BACOT IN THE RECORD BOOKS****REBOUNDS – UNC, CAREER**

<b>1,335</b>	<b>Armando Bacot, 2019-</b>
1,219	Tyler Hansbrough, 2005-09
1,168	Sam Perkins, 1980-84
1,097	George Lynch, 1989-93
1,062	Billy Cunningham, 1962-65
1,052	Kennedy Meeks, 2013-17
1,035	Brice Johnson, 2012-16
1,027	Antawn Jamison, 1995-98
1,006	Mitch Kupchak, 1972-76
1,003	Brad Daugherty, 1982-86

**REBOUNDS – ACC, CAREER**

1,802	Dickie Hemric, Wake Forest, 1952-55
1,598	Ronnie Shavlik, NC State, 1954-56
1,570	Tim Duncan, Wake Forest, 1994-97
1,511	Ralph Sampson, Virginia, 1980-83
<b>1,335</b>	<b>Armando Bacot, 2019-</b>
1,311	Wayne Rollins, Clemson, 1974-77
1,262	Shelden Williams, Duke, 2003-06
1,242	Mike Gminski, Duke, 1977-80
1,219	Tyler Hansbrough, 2005-09
1,216	Dale Davis, Clemson, 1988-91

**REBOUNDING AVERAGE – UNC, CAREER**

15.4	Billy Cunningham, 1962-65
10.6	Doug Moe, 1958-61
10.5	Pete Brennan, 1955-58
10.4	Lennie Rosenbluth, 1954-57
10.3	Rusty Clark, 1966-69
<b>10.1</b>	<b>Armando Bacot, 2019-</b>
10.0	Sean May, 2002-05
10.0	Bud Maddie, 1953-54
9.9	Antawn Jamison, 1995-98
9.2	Larry Miller, 1965-68

**REBOUNDS – UNC, SEASON**

<b>511</b>	<b>Armando Bacot, 2021-22</b>
416	Brice Johnson, 2015-16
399	Tyler Hansbrough, 2007-08
397	Sean May, 2004-05
389	Antawn Jamison, 1997-98
379	Billy Cunningham, 1963-64
378	Kennedy Meeks, 2016-17
377	Luke Maye, 2018-19
374	John Henson, 2010-11
373	Luke Maye, 2017-18

**REBOUNDS – ACC, SEASON**

581	Ronnie Shavlik, NC State, 1954-55
545	Ronnie Shavlik, NC State, 1956-57
515	Dickie Hemric, Wake Forest, 1954-55
<b>511</b>	<b>Armando Bacot, 2021-22</b>
470	Len Chappell, Wake Forest, 1961-62

**REBOUNDING AVERAGE – UNC, SEASON**

16.1	Billy Cunningham, 1962-63
15.8	Billy Cunningham, 1963-64
14.3	Billy Cunningham, 1964-65
14.0	Doug Moe, 1960-61
<b>13.1</b>	<b>Armando Bacot, 2021-22</b>
12.2	Lennie Rosenbluth, 1954-55
11.7	Pete Brennan, 1957-58
11.6	Bud Maddie, 1952-53
11.5	Lennie Rosenbluth, 1955-56
11.3	Mitch Kupchak, 1975-76
11.3	Doug Moe, 1959-60

**OFFENSIVE REBOUNDS PER GAME – UNC, CAREER**

<i>(100 or more since 1986-87)</i>	
3.62	Antawn Jamison, 1995-98
<b>3.61</b>	<b>Armando Bacot (476 in 132 games)</b>
3.47	Sean May, 2002-05
3.39	Tyler Hansbrough, 2005-09
3.06	George Lynch, 1989-93

**OFFENSIVE REBOUNDS PER GAME – UNC, SEASON**

<b>4.19</b>	<b>Armando Bacot, 2022-23 (134 in 32 games)</b>
<b>4.18</b>	<b>Armando Bacot, 2021-22 (163 in 39 games)</b>
3.87	Tyler Hansbrough, 2007-08
3.84	Tyler Zeller, 2011-12
3.84	Sean May, 2004-05
3.80	Kennedy Meeks, 2016-17
3.74	Antawn Jamison, 1996-97
3.72	Antawn Jamison, 1995-96
3.63	George Lynch, 1992-93
3.58	Tyler Hansbrough, 2005-06

**OFFENSIVE REBOUNDS – UNC, CAREER**

482	Tyler Hansbrough, 2005-09 (482 in 142 games)
<b>476</b>	<b>Armando Bacot, 2019-</b>
431	George Lynch, 1989-93
407	Kennedy Meeks, 2013-17
381	Eric Montross, 1990-94

**OFFENSIVE REBOUNDS – UNC, SEASON**

<b>163</b>	<b>Armando Bacot, 2021-22 (163 in 39 games)</b>
152	Kennedy Meeks, 2016-17
151	Tyler Hansbrough, 2007-08
146	Tyler Zeller, 2011-12
142	Sean May, 2004-05
138	George Lynch, 1992-93
<b>134</b>	<b>Armando Bacot, 2022-23</b>
131	Antawn Jamison, 1996-97
126	Antawn Jamison, 1997-98
126	Eric Montross, 1992-93

**DOUBLE-DOUBLES (POINTS & REBOUNDS) – UNC, CAREER**

<b>68</b>	<b>Armando Bacot, 2019-</b>
60	Billy Cunningham, 1962-65
51	Antawn Jamison, 1995-98
47	Tyler Hansbrough, 2005-09
47	Sam Perkins, 1980-84

**DOUBLE-DOUBLES (POINTS & REBOUNDS) – ACC, CAREER**

87	Tim Duncan, Wake Forest, 1994-97
84	Ralph Sampson, Virginia, 1980-84
<b>68</b>	<b>Armando Bacot, 2019-</b>
68	Ronnie Shavlik, NC State, 1954-56
67	Tom Burleson, NC State, 1972-74
66	Len Chappell, Wake Forest, 1960-62
63	Mike Gminski, Duke, 1977-80
61	Tree Rollins, Clemson, 1974-77
60	Billy Cunningham, 1962-65
59	Shelden Williams, Duke, 2003-06

**GAMES W/10 OR MORE REBOUNDS – UNC, CAREER**

<b>75</b>	<b>Armando Bacot, 2019-</b>
61	Billy Cunningham, 1962-65
53	Antawn Jamison, 1995-98
52	Sam Perkins, 1980-84
49	Tyler Hansbrough, 2005-09

**GAMES W/10 OR MORE REBOUNDS – UNC, SEASON**

<b>32</b>	<b>Armando Bacot, 2021-22</b>
23	Brice Johnson, 2015-16
22	Billy Cunningham, 1963-64
21	John Henson, 2011-12
21	John Henson, 2010-11
21	Antawn Jamison, 1997-98
21	Billy Cunningham, 1962-63

**GAMES W/15 OR MORE REBOUNDS – UNC, CAREER**

38	Billy Cunningham 1962-65
<b>22</b>	<b>Armando Bacot, 2019-</b>
15	Rusty Clark, 1966-69
14	Doug Moe, 1958-61
12	Lennie Rosenbluth, 1954-57

**GAMES W/20 OR MORE REBOUNDS – UNC, CAREER**

12	Billy Cunningham 1962-65
<b>6</b>	<b>Armando Bacot, 2019-</b>
5	Lennie Rosenbluth, 1954-57
3	Sean May, 2002-05
3	Paul Likins, 1951-55

**AVERAGE A DOUBLE-DOUBLE – UNC, CAREER**

<b>Armando Bacot: 13.7 ppg, 10.1 rpg, 2019-</b>	
Sean May: 15.8 ppg & 10.0 rpg, 2002-05	
Robert McAdoo: 19.5 ppg & 10.1 rpg, 1971-72	
Rusty Clark: 14.7 ppg & 10.2 rpg, 1966-69	
Billy Cunningham: 24.8 ppg & 15.4 rpg, 1962-65	
Doug Moe: 16.5 ppg & 10.6 rpg, 1958-61	
Pete Brennan: 16.4 ppg & 10.5 rpg, 1955-58	
Lennie Rosenbluth: 26.9 ppg & 10.4 rpg, 1954-57	

**PCT. OF DOUBLE-DOUBLE GAMES – UNC CAREER**

Name	Double-Doubles	Games	Pct.
Billy Cunningham, 1962-65	60	69	.870
<b>Armando Bacot, 2019-</b>	<b>68</b>	<b>132</b>	<b>.515</b>
Lennie Rosenbluth, 1954-57	39	76	.513
Antawn Jamison, 1995-98	51	104	.490
Doug Moe, 1958-61	29	60	.483
Rusty Clark, 1966-69	43	91	.473
Larry Miller, 1965-68	42	91	.462
Robert McAdoo, 1971-72	14	31	.452
Pete Brennan, 1955-58	35	81	.432
Sean May, 2002-05	33	77	.429

**FREE THROWS MADE – UNC, CAREER**

982	Tyler Hansbrough, 2005-09 ( <i>NCAA record</i> )
603	Lennie Rosenbluth, 1954-57
561	Sam Perkins, 1980-84
560	Phil Ford, 1974-78
512	Bobby Lewis, 1964-67
506	Pete Brennan, 1955-58
479	Mike O'Koren, 1976-80
452	Larry Miller, 1965-68
<b>448</b>	<b>Armando Bacot, 2019-</b>

**MOST FREE THROWS ATTEMPTED – UNC, CAREER**

1241	Tyler Hansbrough, 2005-09 ( <i>ACC record</i> )
815	Lennie Rosenbluth, 1954-57
719	Pete Brennan, 1955-58
705	Sam Perkins, 1980-84
693	Phil Ford, 1974-78
<b>676</b>	<b>Armando Bacot, 2019-</b>

**MISCELLANEOUS RECORDS**

<b>Most Double-Doubles in a Season, NCAA</b>	
31 by Bacot in 2021-22 (tied Navy's David Robinson, 1985-86)	
<b>Most Double-Doubles in one NCAA Tournament</b>	
6 by Bacot, 2021-22	
<b>Most Rebounds by a Tar Heel in an NCAA Tournament</b>	
99 by Bacot in six games in 2021-22 (previous 69 by Kennedy Meeks in six games in 2016-17)	
<b>Most Rebounds by a Tar Heel in NCAA Tournament Game</b>	
22 by Bacot vs. St. Peter's, 2022 NCAA Regional Final	
22 by Tyler Zeller vs. Ohio, 2012 Sweet 16	
21 by Bacot vs. Duke, 2022 Semifinal	
<b>Most Rebounds by a Tar Heel in an NCAA Finals Game</b>	
15 by Bacot vs. Kansas, 2022 (previous 11 by Pete Brennan in 1957 vs. Michigan State and Mike O'Koren in 1977 vs. Marquette)	
<b>Most Rebounds by a Tar Heel vs. Louisville</b>	
22 by Bacot, 2/1/22	
<b>Most Rebounds by a Tar Heel vs. NC State</b>	
18 by Bacot, 2/26/22; by Bacot 1/21/23 (tied Billy Cunningham, 1/13/65)	
<b>Most Rebounds by a Tar Heel vs. Syracuse</b>	
18 by Bacot, 2/28/22	





# #34 Duwe Farris

Graduate Student • F • 6-7 • 210 • Charlotte, N.C.



## SENIOR SEASON (2022-23)

Played in two games • Made the ACC Academic Honor Roll and NABC Honors Court.

## JUNIOR SEASON (2021-22)

Appeared in six games • Hit both of his field goal attempts, totaling five points and three rebounds on the year • Made the ACC Academic Honor Roll and NABC Honors Court.

## SOPHOMORE SEASON (2020-21)

Joined the Tar Heel varsity prior to the 2020-21 season after spending his freshman year with the UNC junior varsity squad • Appeared in six games, playing eight total minutes.

## PREP

Played for Coach Scott Taylor at Myers Park High School in Charlotte • Averaged 9.9 points and 4.5 rebounds as a senior • Led Myers Park to a 22-9 overall record and 11-3 conference mark • Three-year starter.

## PERSONAL

Born Duwe Gallagher Farris

## THE FARRIS FILE

- **Name:** Duwe Gallagher Farris
- **Birthdate:** September 1, 2000
- **Birthplace:** Charlotte, N.C.
- **Parents:** Rip & Blair Farris
- **Prep Coach:** Scott Taylor

on Sept. 1, 2000 • Son of Rip and Blair Farris • Played on the UNC junior varsity team in 2019-20 • Is a fourth-generation Tar Heel student-athlete • His father, Ray III, known as Rip, ran track at UNC in the late 1980s • His grandfather, Ray Jr., was quarterback from 1959-61, and later served on UNC's Board of Governors • His great-grandfather, Ray, captained the football team in 1929 • His maternal grandfather, Doug Duwe, was an All-America swimmer at Texas in 1959 and 1961 • His mother owns a magazine devoted to interior design • Political science and business administration double-major • Was part of the Honors Carolina program at UNC • Pursuing a masters in applied professional studies.

## Farris' Career Highs

- **Points:** 2 vs. Elon (12/11/21), NC State (1/29/22)
- **Rebounds:** 1 five times



Above photo by UNC Athletic Communications

## FARRIS'S CAREER STATISTICS

YEAR	GP-GS	MIN	AVG	FGM-A	PCT	3FGM-A	PCT	FTM-A	PCT	OFF	DEF	REB	AVG	A	TO	B	S	PTS	AVG
2020-21	6-0	8	1.3	0-2	.000	0-0	-	0-0	-	1	1	2	0.3	0	0	0	0	0	0.0
2021-22	6-0	9	1.5	2-2	1.000	1-2	.500	1-2	.500	1	2	3	0.5	0	0	0	0	5	0.8
2022-23	2-0	2	1.0	0-0	-	0-0	-	0-0	-	0	0	0	0.0	0	0	0	0	0	0.0
<b>TOTAL</b>	<b>14-0</b>	<b>19</b>	<b>1.4</b>	<b>2-4</b>	<b>.500</b>	<b>1-2</b>	<b>.500</b>	<b>1-2</b>	<b>.500</b>	<b>2</b>	<b>3</b>	<b>5</b>	<b>0.4</b>	<b>0</b>	<b>0</b>	<b>0</b>	<b>0</b>	<b>5</b>	<b>0.4</b>





# #3 Cormac Ryan

Graduate Student • G • 6-5 • 195 • New York, N.Y.

## CAREER

Team captain at Notre Dame in each of the last three seasons • Has scored 1,173 points and made 212 three-pointers in 116 games over four seasons • Played three years at the Milton Academy in Massachusetts before beginning his collegiate career at Stanford in 2018-19 (scored 14 points at UNC that season) • Transferred to Notre Dame, where he red-shirted in 2019-20 and then scored 964 points (10.5 per game) for the Irish from 2020-23 • Scored his 1,000th collegiate point on 1/21/23 against Boston College • Scored in double figures 57 times with 20 or more points in six games • Went 10 for 13 from the floor, including 7 of 9 from three, and scored 29 points (all career highs) in an upset win over Alabama in the first round of the 2022 NCAA Tournament • Scored 28 points in a 2021 win at Duke • An 80.5% career shooter

## THE RYAN FILE

- **Name:** Cormac Joseph Ryan
- **Birthdate:** October 25, 1998
- **Birthplace:** New York, N.Y.
- **Parents:** Michael & Rosemary Ryan

from the free throw line and made 212 of 603 threes (35.2%) • Made a three in 95 of 116 games, multiple threes 58 times and five or more in nine games • Totaled 21 threes over his final five games • Two-time Academic All-ACC honoree • First name pronounced CORE-mack.

## SENIOR SEASON (2022-23)

Averaged a career-best 12.3 points (19.0 in the last three games and 14.1 in the last 13), scoring in double figures 21 times, including 11 of the last 13 games • Made a career-high 63 three-pointers (2.0 per game) • Career highs in as-



Above photo by Maggie Hobson

Maggie Hobson

### RYAN'S STATS AT STANFORD

YEAR	GP-GS	MIN	AVG	FGM-A	PCT	3FGM-A	PCT	FTM-A	PCT	OFF	DEF	REB	AVG	A	TO	B	S	PTS	AVG
2018-19	24-17	685	28.5	66-198	.333	49-155	.316	28-38	.737	8	75	83	3.5	45	38	4	24	209	8.7

### RYAN'S STATS AT NOTRE DAME

YEAR	GP-GS	MIN	AVG	FGM-A	PCT	3FGM-A	PCT	FTM-A	PCT	OFF	DEF	REB	AVG	A	TO	B	S	PTS	AVG
2020-21	25-16	737	29.5	84-217	.387	43-125	.344	37-45	.822	22	89	111	4.4	63	42	9	26	248	9.9
2021-22	35-22	1048	30.0	108-238	.454	57-140	.407	50-62	.806	24	143	167	4.8	65	38	7	31	323	9.2
2022-23	32-32	1084	33.9	134-328	.409	63-183	.344	62-75	.827	22	106	128	4.0	79	48	13	41	393	12.3
<b>TOTAL</b>	<b>92-70</b>	<b>2870</b>	<b>31.2</b>	<b>326-783</b>	<b>.416</b>	<b>163-448</b>	<b>.364</b>	<b>149-182</b>	<b>.819</b>	<b>68</b>	<b>338</b>	<b>406</b>	<b>4.4</b>	<b>207</b>	<b>128</b>	<b>29</b>	<b>98</b>	<b>964</b>	<b>10.5</b>

### RYAN'S FOUR-YEAR COLLEGE STATS

	GP-GS	MIN	AVG	FGM-A	PCT	3FGM-A	PCT	FTM-A	PCT	OFF	DEF	REB	AVG	A	TO	B	S	PTS	AVG
<b>TOTAL</b>	<b>116-87</b>	<b>3554</b>	<b>30.6</b>	<b>392-981</b>	<b>.400</b>	<b>212-603</b>	<b>.352</b>	<b>177-220</b>	<b>.805</b>	<b>76</b>	<b>413</b>	<b>489</b>	<b>4.2</b>	<b>252</b>	<b>166</b>	<b>33</b>	<b>122</b>	<b>1173</b>	<b>10.1</b>



**CORMAC RYAN**

sists (79), blocks (13) and steals (41) • Scored a season-high 23 in Notre Dame's 70-52 win at Michigan State, when he scored 20 of the Irish's 42 first-half points and finished six for seven from three-point range • Scored 20 points in head coach Mike Brey's final home game in an upset win over No. 25 Pittsburgh • Season-high six three-pointers at Michigan State and five at NC State and at home vs. Virginia Tech • Career-high eight assists vs. Louisville • Shot a career-high 82.7% from the free throw line • Scored go-ahead basket with 9.5 seconds to play in win over Radford • Had 14 points, seven rebounds, three assists and two steals vs. Carolina • Started all 32 games and averaged 33.9 minutes.

**JUNIOR SEASON  
(2021-22)**

Averaged 9.2 points at Notre Dame • Made 22 starts in 35 games and averaged 30.0 minutes per contest • Shot a career-best 40.4% from three-point range (57 of 140) • Helped lead Notre Dame to the second round of the NCAA Tournament • Scored in double figures 14 times, including three of the Irish's four postseason games • Career-high 29 points, most ever by a Brey player in an NCAA Tournament game, in the first-round win over No. 6-seed Alabama • Career-best 10 of 13 from the floor, including 7 of 9 from three, vs. the Tide • The seven three-pointers are the NCAA Tournament-record by a Notre Dame player • Scored 16 points in a career-high 46 minutes in double-overtime win over Rutgers in the NCAA First Four • Made all eight free throw attempts and scored 20 points in ACC quarterfinal vs. Virginia Tech • Made a three-pointer in 28 games, including multiple threes 16 times (eight of the last nine games) • Career-high 10 rebounds vs. Georgia Tech • Hit a pair of free throws with 39 seconds to play in three-point win at Howard • Scored 11 points in the Irish's win over UNC..

**SOPHOMORE SEASON  
(2020-21)**

Averaged 9.9 points at Notre Dame • Started 16 of 25 games and averaged 29.5 minutes • Scored in double figures 12 times with a season-high 28 at Duke, when

he made 10 of 16 from the floor, including 4 of 7 three-pointers • Scored 21 first-half points at Duke – in one stretch he scored 13 straight points for the Irish • Made a three-pointer in 21 of 25 games with multiple threes 12 times • Season-high five threes in six attempts at Pittsburgh • Season-high nine rebounds vs. NC State • Scored 16 of Notre Dame's final 18 points vs. Virginia • Blocked a shot then had the assist on a buzzer-beating three by Trey Wertz to beat Wake Forest in the ACC quarterfinal.

**REDSHIRT SEASON  
(2019-20)**

Red-shirted at Notre Dame after transferring from Stanford.

**FRESHMAN SEASON  
(2018-19)**

Started 17 of 24 games at Stanford, averaging 8.7 points • Played for former UNC assistant coach Jerod Haase • Led the Cardinal with 48 three-pointers • Scored in double figures 10 times with highs of 19 vs. UCLA and 18 at Southern California • Made a three in 18 games with multiple threes 12 times • Made a season-high six threes at USC and five in his collegiate debut vs. Seattle and vs. UCLA.

**PREP**

Played his freshman year at Collegiate Prep in New York City and three seasons at Milton Academy in Milton, Mass. • Scored a school-record 1,423 points at Milton, where he was the New England Prep School Athletic Conference Class A Player of the Year in 2016-17 and 2017-18.

**PERSONAL**

Born Cormac Joseph Ryan on Oct. 26, 1998, in New York City • Son of Michael and Rosemary Ryan • Has four siblings – Thomas (played at Yale), Owen, Summer (plays at Haverford) and Starling • At Notre Dame, he majored in management consulting in the Mendoza College of Business and finished his MBA in the spring of 2023 with a concentration in strategy and entrepreneurship • Pursuing a masters in applied professional studies.



Maggie Hobson



Notre Dame Athletics



**CORMAC RYAN**

Cormac Ryan, Game-by-Game												
2018-19 (Stanford)	FG	3FG	FT	REB	PF	PTS	A	TO	B	S	MP	
Seattle•	5-8	5-6	1-1	1-3-4	2	16	1	1	0	2	32	
at UNCW•	6-11	1-5	1-1	1-4-5	4	14	1	1	0	2	21	
at North Carolina•	4-12	4-11	2-2	0-5-5	2	14	6	1	0	2	34	
vs. Wisconsin•	1-9	0-6	0-0	0-1-1	2	2	0	1	1	0	31	
vs. Florida•	4-10	4-9	0-0	0-2-2	2	12	1	2	1	2	32	
vs. Middle Tenn St•	1-7	0-5	7-8	1-7-8	2	9	2	4	0	2	35	
Portland State•	2-10	1-7	3-5	0-5-5	3	8	3	3	0	0	33	
at Kansas	4-9	2-7	2-2	0-2-2	4	12	1	2	0	1	32	
Eastern Washington•	4-6	4-6	0-0	1-6-7	1	12	2	2	0	0	37	
San Jose State	DNP - sprained ankle											
at San Francisco	DNP - sprained ankle											
Long Beach State	DNP - sprained ankle											
at UCLA•	2-11	2-8	1-2	1-2-3	3	7	0	1	0	0	31	
at USC•	6-13	6-11	0-0	0-0-0	2	18	5	1	0	2	38	
Arizona•	1-3	0-1	0-0	0-1-1	3	2	1	1	0	1	20	
Arizona State•	1-8	1-7	1-2	1-1-2	2	4	2	0	0	0	18	
at Washington	DNP - sprained ankle											
at Washington State	DNP - sprained ankle											
Utah	DNP - sprained ankle											
Colorado	DNP - sprained ankle											
at California	2-4	2-3	1-2	0-2-2	0	7	1	2	0	0	21	
at Oregon State	2-6	1-5	1-2	0-7-7	3	6	1	1	0	1	33	
at Oregon•	0-4	0-3	0-0	0-2-2	3	0	1	2	0	0	29	
USC•	0-5	0-5	2-2	0-1-1	3	2	1	2	0	2	23	
UCLA	6-9	5-8	2-2	0-6-6	3	19	3	1	0	2	26	
at Arizona State•	2-10	1-7	1-2	0-6-6	4	6	1	1	0	0	33	
at Arizona	1-9	1-7	0-0	0-2-2	2	3	2	0	1	1	28	
Washington State	5-9	4-8	0-0	0-2-2	2	14	2	0	0	0	19	
Washington•	4-6	3-5	2-2	0-3-3	2	13	0	6	0	1	32	
California•	3-11	2-10	0-0	1-2-3	4	8	6	3	1	3	30	
vs. UCLA (Pac 12)	0-8	0-5	1-3	1-3-4	2	1	2	0	0	0	16	
<b>2020-21 (Notre Dame)</b>	<b>FG</b>	<b>3FG</b>	<b>FT</b>	<b>REB</b>	<b>PF</b>	<b>PTS</b>	<b>A</b>	<b>TO</b>	<b>B</b>	<b>S</b>	<b>MP</b>	
at Michigan State•	3-12	3-7	4-4	0-1-1	2	13	3	3	0	1	36	
Detroit Mercy•	4-12	2-5	2-2	0-5-5	0	12	6	0	1	1	38	
Ohio State•	5-8	2-5	3-4	0-3-3	3	15	4	1	0	0	39	
at Kentucky•	2-8	1-4	1-1	2-6-8	1	6	4	2	0	1	38	
Duke•	1-7	1-5	2-2	1-4-5	2	5	3	2	0	1	34	
vs. Purdue•	5-13	4-11	0-0	1-2-3	4	14	4	4	0	0	35	
Bellarmino•	2-7	1-4	2-2	1-4-5	2	7	1	2	1	0	22	
Virginia•	0-4	0-3	0-0	2-2-4	3	0	0	2	0	1	28	
at North Carolina•	2-8	1-6	0-0	0-3-3	2	5	5	1	0	1	38	
at Virginia Tech•	3-10	2-8	2-4	1-6-7	2	10	4	1	0	2	31	
at Virginia•	4-8	1-3	7-7	0-4-4	0	16	0	0	0	1	28	
Boston College	3-11	2-5	2-2	1-4-5	1	10	3	1	0	2	28	
at Miami•	1-3	1-3	2-2	0-0-0	1	5	2	0	0	2	23	
Virginia Tech	DNP - sprained left foot											
at Pittsburgh	7-8	5-6	0-1	1-4-5	1	19	0	2	0	1	28	
Wake Forest	5-9	3-5	0-0	1-2-3	3	13	3	0	2	3	26	
at Georgia Tech	2-5	0-2	1-2	0-6-6	3	5	3	2	0	1	27	
at Duke•	10-16	4-7	4-5	0-2-2	1	28	1	2	1	3	36	
Miami•	1-6	1-6	0-0	0-2-2	2	3	2	2	2	0	22	
at Syracuse	2-6	2-3	0-0	0-2-2	1	6	0	3	0	0	15	
at Louisville	4-9	1-5	0-0	0-8-8	3	9	2	2	0	0	29	
at Boston College•	3-8	0-4	1-1	1-3-4	4	7	4	3	0	0	24	
NC State•	3-11	1-4	2-2	5-4-9	0	9	4	2	0	1	29	
Florida State	4-9	3-6	0-1	2-5-7	3	11	3	2	1	1	30	
vs. Wake Forest (ACC)	6-10	2-4	0-1	2-5-7	2	14	1	0	1	1	29	
vs. North Carolina	2-9	0-4	2-2	1-2-3	1	6	1	3	0	2	22	

**Ryan's Career Highs**

(set playing for Notre Dame or Stanford)

- **Points:** Notre Dame—29 vs. Alabama (3/18/22)
- **Field Goals:** ND—10 at Duke (2/9/21), vs. Alabama (3/18/22)
- **Three-Pointers:** ND—7 vs. Alabama (3/18/22)
- **Free Throws:** ND—8 vs. Virginia Tech (3/10/22)
- **Offensive Rebounds:** ND—5 vs. NC State (3/3/21)
- **Rebounds:** ND—10 vs. Georgia Tech (2/26/22)
- **Assists:** ND—8 vs. Louisville (1/28/23)
- **Turnovers:** Stanford—6 vs. Washington (3/3/19)
- **Blocks:** ND—3 vs. Western Michigan (12/20/21)
- **Steals:** ND—4 vs. Boston University (12/7/22), at Wake Forest (2/25/23)

Cormac Ryan, Game-by-Game												
2021-22 (Notre Dame)	FG	3FG	FT	REB	PF	PTS	A	TO	B	S	MP	
Cal State Northridge•	1-4	0-2	2-2	1-3-4	2	4	2	1	0	1	34	
High Point•	3-10	1-6	3-5	2-0-2	2	10	3	0	0	2	35	
vs. Saint Mary's•	5-10	3-5	3-4	0-5-5	0	16	0	1	0	0	34	
vs. Chaminade•	5-5	1-1	0-0	0-3-3	1	11	3	2	0	0	32	
vs. Texas A&M•	2-7	1-6	2-2	1-2-3	0	7	3	2	1	1	34	
at Illinois•	4-12	1-4	0-0	2-5-7	2	9	1	1	0	0	30	
at Boston College•	1-7	1-5	0-0	0-1-1	0	3	2	2	0	0	27	
Kentucky•	3-4	1-2	0-0	0-5-5	2	7	4	2	0	1	31	
vs. Indiana•	1-9	0-5	1-2	1-5-6	3	3	2	1	0	1	30	
Western Michigan	4-6	2-4	3-3	0-5-5	0	13	3	0	3	0	25	
Texas A&M-	4-7	4-5	2-2	2-5-7	2	14	2	2	0	3	35	
Corpus Christi												
at Pittsburgh	1-6	1-4	2-2	1-3-4	2	5	2	0	1	1	35	
North Carolina	3-4	3-4	2-2	0-3-3	1	11	0	2	0	1	23	
at Georgia Tech•	3-5	1-2	0-0	0-1-1	4	7	0	1	0	3	23	
Clemson	2-7	2-6	0-1	0-7-7	4	6	0	1	0	1	25	
at Virginia Tech	2-6	2-2	0-2	1-4-5	2	6	1	0	0	0	17	
at Howard	2-6	0-3	2-3	0-2-2	4	6	0	0	0	0	25	
at Louisville	2-5	2-3	0-0	0-5-5	2	6	2	1	0	0	24	
NC State	0-3	0-3	4-4	1-7-8	3	4	1	2	0	2	27	
Virginia	1-3	0-2	0-0	0-3-3	0	2	0	1	0	0	15	
Duke	1-6	0-3	0-2	0-6-6	0	2	3	2	0	0	25	
at Miami	2-6	1-4	2-2	2-5-7	1	7	2	1	0	1	22	
at NC State	1-2	1-2	0-0	0-7-7	1	3	3	1	0	0	32	
Louisville•	3-7	1-4	0-0	0-4-4	2	7	4	0	0	2	37	
at Clemson•	5-8	3-4	0-0	2-4-6	1	13	1	1	0	2	35	
Boston College•	3-8	1-3	5-5	4-2-6	4	12	3	4	0	0	36	
at Wake Forest•	3-6	2-3	4-4	0-2-2	3	12	3	1	1	1	34	
Syracuse•	6-9	2-5	2-2	0-5-5	2	16	2	0	0	1	30	
Georgia Tech•	3-4	2-3	0-0	1-9-10	2	8	3	1	0	1	27	
at Florida State•	2-5	0-2	0-0	0-6-6	1	4	3	0	0	1	29	
Pittsburgh•	5-9	5-7	0-0	1-5-6	2	15	3	0	1	0	32	
vs. Virginia Tech (ACC)•	5-9	2-5	8-8	1-4-5	4	20	1	0	0	2	35	
vs. Rutgers (NCAA)•	7-12	2-6	0-0	0-1-1	2	16	2	1	0	3	46	
vs. Alabama•	10-13	7-9	2-2	0-6-6	3	29	1	2	0	0	36	
vs. Texas Tech•	3-8	2-6	1-3	1-3-4	4	9	0	2	0	0	34	
<b>2022-23 (Notre Dame)</b>	<b>FG</b>	<b>3FG</b>	<b>FT</b>	<b>REB</b>	<b>PF</b>	<b>PTS</b>	<b>A</b>	<b>TO</b>	<b>B</b>	<b>S</b>	<b>MP</b>	
Radford•	4-9	0-5	2-2	3-3-6	3	10	2	3	0	1	38	
Youngstown State•	3-7	1-3	6-6	1-2-3	3	13	2	1	0	2	30	
Southern Indiana•	2-7	2-3	7-8	0-5-5	3	13	3	2	0	0	29	
Lipscomb•	3-9	1-5	0-0	2-1-3	1	7	4	1	1	3	38	
Bowling Green•	3-9	0-4	2-2	0-6-6	2	8	1	0	1	0	39	
vs. St. Bonaventure•	4-8	1-3	0-0	1-3-4	3	9	0	3	0	0	34	
Michigan State•	8-11	6-7	1-2	0-3-3	3	23	0	2	0	0	40	
Syracuse•	5-11	4-8	0-0	0-3-3	0	14	3	2	1	1	35	
Boston University•	6-7	4-4	5-6	2-3-5	4	21	3	1	1	4	31	
Marquette•	2-5	1-4	2-2	0-3-3	3	7	2	1	0	0	26	
vs. Georgia•	5-9	3-5	2-3	1-5-6	1	15	4	2	0	1	33	
at Florida State•	6-13	3-6	2-3	0-6-6	1	17	2	1	0	0	38	
Jacksonville•	2-9	1-6	1-1	0-0-0	2	6	1	1	0	1	32	
Miami•	2-10	2-8	2-2	0-9-9	2	8	5	1	1	0	35	
at Boston College•	5-11	1-6	0-0	2-3-5	0	11	0	1	0	1	34	
at North Carolina•	3-12	2-5	0-0	1-5-6	2	8	2	2	1	1	28	
Georgia Tech•	5-12	1-4	0-0	1-1-2	1	11	3	1	2	2	40	
at Syracuse•	1-6	1-5	0-0	0-2-2	4	3	3	0	2	1	26	
Florida State•	2-7	0-4	2-4	2-4-6	3	6	2	1	0	2	31	
Boston College•	4-10	3-7	2-4	1-2-3	1	13	4	3	0	3	29	
at NC State•	6-8	5-6	2-2	0-4-4	4	19	2	1	0	0	37	
Louisville•	4-8	2-5	1-1	0-4-4	3	11	8	1	0	3	35	
Wake Forest•	5-13	0-3	2-3	1-0-1	3	12	2	3	0	2	30	
at Georgia Tech•	3-13	1-6	6-6	1-4-5	1	13	3	0	0	0	34	
Virginia Tech•	6-10	5-9	0-0	0-2-2	2	17	3	2	0	0	37	
at Duke•	2-8	2-6	1-2	0-4-4	1	7	2	0	2	1	34	
at Virginia•	3-7	2-6	0-0	0-2-2	1	8	2	0	0	2	35	
North Carolina•	6-18	2-8	0-0	2-5-7	2	14	3	3	0	2	38	
at Wake Forest•	4-12	1-7	3-5	0-4-4	5	12	2	1	1	4	36	
Pittsburgh•	6-17	2-9	6-6	1-3-4	3	20	4	1	0	1	37	
at Clemson•	7-18	2-10	3-3	0-2-2	2	19	2	2	0	1	32	
vs. Virginia												





*Jill #24  
Withers*

# #24 Jae'Lyn Withers

Graduate Student • F • 6-9 • 215 • Charlotte, N.C.

## CAREER

Made 64 starts in 81 games over the past three seasons at Louisville, where he averaged 8.0 points and 5.6 rebounds • Red-shirted in 2019-20 then earned All-ACC Freshman team honors the following season, when he averaged 10.1 points and 7.7 rebounds and led the Cardinals in field goal shooting at 55.1% • Scored in double figures 30 times with a career-best 20 points twice, grabbed a career-high 13 rebounds twice and had five double-doubles in points and rebounds • Made a career-best four three-pointers three times • Originally from Charlotte, where his father, Curtis, was a three-time all-conference standout for the Charlotte 49ers.

## JUNIOR SEASON (2022-23)

Averaged 8.9 points and 5.3 rebounds • Shot 43.3% from the floor, including a team-high 41.7% from three (40 of 96) • Team captain • Scored in double figures 13 times, 10 in ACC play, with a high of 19 against Georgia Tech • Also had a career-high 13 rebounds vs. the Yellow Jackets for one of his two double-doubles (also 15 and 11 and a career-high five steals vs.

## THE WITHERS FILE

- **Name:** Jae'Lyn Withers
- **Birthdate:** December 20, 2000
- **Birthplace:** Charlotte, N.C.
- **Parents:** Sheena Carr & Curtis Withers

Wright State) • Made a career-best four three-pointers against Georgia Tech, Florida State and Miami • Made a three in 21 games with multiple threes 12 times • Made 17 threes over a six-game stretch midway through conference play • Made 7 of 10 field goals, including 4 of 6 from three, and had five rebounds at Miami • Eight points and eight rebounds at home against UNC.

## SOPHOMORE SEASON (2021-22)

Averaged 5.8 points and 4.6 rebounds in 29 games • Made 15 starts • Second on the team in rebounding and third with 20 steals • Scored in double figures eight times with a season-high 20 on 9 of 17 shooting from the floor at Notre Dame • Grabbed 11 rebounds vs. Maryland and had 10 vs. Clemson • Suffered a right knee contusion at Virginia Tech late in the season and did not play



Above photo by Maggie Hobson

Maggie Hobson

## WITHERS' STATS AT LOUISVILLE

YEAR	GP-GS	MIN	AVG	FGM-A	PCT	3FGM-A	PCT	FTM-A	PCT	OFF	DEF	REB	AVG	A	TO	B	S	PTS	AVG
2020-21	20-20	515	25.7	79-143	.552	8-21	.381	36-53	.679	51	102	153	7.7	9	24	7	18	202	10.1
2021-22	29-15	525	18.1	64-156	.410	15-64	.234	24-36	.667	30	102	132	4.6	16	44	12	20	167	5.8
2022-23	32-29	800	25.0	97-224	.433	40-96	.433	50-68	.735	24	146	170	5.3	25	71	13	22	284	8.9
<b>TOTAL</b>	<b>81-64</b>	<b>1840</b>	<b>22.7</b>	<b>240-523</b>	<b>.459</b>	<b>63-181</b>	<b>.348</b>	<b>110-157</b>	<b>.701</b>	<b>105</b>	<b>350</b>	<b>455</b>	<b>5.6</b>	<b>50</b>	<b>139</b>	<b>32</b>	<b>60</b>	<b>653</b>	<b>8.1</b>



**JAE'LYN WITHERS**

Maggie Hobson



Louisville Athletics



Jae'Lyn Withers, Game-by-Game												
2020-21 (Louisville)	FG	3FG	FT	REB	PF	PTS	AST	TOV	BLK	STL	MP	
Evansville•	3-6	1-2	1-2	1-4-5	4	8	0	1	0	0	17	
Seton Hall•	3-6	0-1	5-6	0-6-6	3	11	1	2	0	0	31	
Prairie View•	8-10	1-2	3-5	1-8-9	2	20	1	1	0	0	32	
Western Kentucky•	3-9	0-2	2-2	2-7-9	5	8	2	1	1	3	27	
at Wisconsin•	3-5	0-1	0-0	1-2-3	0	6	1	1	0	1	14	
at Pitt•	3-7	0-0	0-1	5-2-7	2	6	1	1	1	1	23	
Kentucky•	3-3	0-0	2-2	2-7-9	4	8	1	1	0	0	29	
at Boston College•	2-3	0-0	1-1	1-6-7	5	5	0	3	0	0	22	
Virginia Tech•	6-12	0-1	4-4	3-9-12	4	16	0	1	1	2	29	
at Wake Forest•	2-2	0-0	0-0	0-1-1	5	4	0	0	0	0	9	
at Miami•	8-9	1-1	1-3	3-8-11	4	18	0	2	1	2	28	
Florida State•	6-9	0-0	2-3	3-6-9	1	14	0	0	0	0	36	
Duke•	5-6	0-0	3-5	3-4-7	3	13	0	3	0	0	27	
at Clemson•	2-7	0-1	3-5	4-8-12	1	7	0	0	0	3	32	
Georgia Tech•	2-5	0-0	2-2	3-4-7	3	6	1	0	2	1	20	
at North Carolina•	2-6	0-1	0-0	6-2-8	3	4	0	2	0	0	20	
Notre Dame•	5-11	2-2	0-0	4-9-13	3	12	1	1	0	1	26	
at Duke•	6-10	1-3	3-5	4-5-9	5	16	0	2	1	1	36	
Virginia•	4-10	2-4	2-5	3-3-6	1	12	0	2	0	2	31	
vs. Duke (ACC)•	2-6	0-0	2-2	2-1-3	4	6	0	0	0	1	25	
2021-22 (Louisville)	FG	3FG	FT	REB	PF	PTS	AST	TOV	BLK	STL	MP	
Southern•	1-2	1-2	0-0	2-6-8	4	3	0	3	1	1	13	
Furman•	6-15	2-7	0-0	0-9-9	3	14	1	1	1	1	34	
Navy•	4-4	1-1	2-2	1-2-3	1	11	0	2	0	3	26	
Detroit Mercy•	1-4	0-2	0-0	1-2-3	3	2	1	2	0	0	21	
vs. Mississippi State•	4-6	2-4	1-2	0-3-3	4	11	0	2	0	1	21	
vs. Maryland•	1-3	0-2	3-4	4-7-11	1	5	0	3	2	1	18	
at Michigan State•	3-6	0-3	1-3	0-2-2	3	7	1	1	0	2	19	
at NC State•	1-6	0-2	1-1	2-3-5	2	3	0	1	0	0	17	
DePaul	0-2	0-1	0-0	0-3-3	2	0	1	3	1	0	10	
Southeastern Louisiana	1-3	0-0	1-2	1-5-6	0	3	3	3	0	0	23	
at Western Kentucky•	0-4	0-1	1-2	0-6-6	2	1	2	0	0	0	20	
Wake Forest	2-5	2-4	0-0	1-7-8	4	6	0	2	0	0	18	
at Georgia Tech	0-2	0-1	1-2	0-2-2	2	1	1	2	0	0	10	
Pittsburgh	0-1	0-1	0-0	0-1-1	0	0	0	1	0	0	5	
at Florida State	1-3	0-0	2-2	1-3-4	2	4	0	0	0	0	14	
NC State	0-0	0-0	0-0	0-0-0	0	0	0	1	0	0	3	
at Pittsburgh	0-3	0-1	0-0	0-2-2	0	0	1	0	0	0	11	
Boston College	4-6	0-1	2-3	1-4-5	1	10	1	3	0	1	22	
Notre Dame	4-10	0-3	1-2	4-5-9	0	9	1	1	0	1	19	
at Virginia	1-2	0-1	0-0	0-2-2	1	2	0	2	0	0	7	
Duke	0-1	0-1	2-2	0-3-3	2	2	1	0	0	0	15	
North Carolina	5-9	2-4	0-0	1-1-2	5	12	0	2	2	0	24	
at Syracuse	4-9	0-3	5-6	4-1-5	2	13	2	2	1	1	26	
at Notre Dame•	9-17	1-4	1-2	1-4-5	4	20	0	0	0	3	30	
Miami•	4-11	1-3	0-1	2-4-6	4	9	0	2	1	3	25	
Clemson•	3-8	1-4	0-0	2-8-10	1	7	0	1	2	1	30	
at North Carolina•	4-9	2-6	0-0	0-7-7	1	10	0	2	0	1	33	
at Wake Forest•	1-3	0-1	0-0	1-0-1	1	2	0	0	0	0	6	
at Virginia Tech•	0-2	0-1	0-0	1-0-1	1	0	0	2	1	0	7	
Virginia												DNP – right knee contusion
vs. Georgia Tech (ACC)												DNP – right knee contusion
vs. Virginia												DNP – right knee contusion

in the final three games • Averaged eight points and shot 45% from the floor in the 12 games prior to the injury • Also played limited minutes in two games in late February after taking an elbow in practice and needing stitches in his mouth.

**FRESHMAN SEASON (2021-22)**

Earned ACC All-Freshman team honors after averaging 10.1 points and 7.7 rebounds and shooting 55.2% from the floor (79 of 143) • Third in the ACC in offensive rebound percentage and seventh in rebounds per game • First Cardinal to earn ACC freshman team honors since the Cardinals joined the league and Louisville's

first freshman honoree since Chane Behanan made the Big East All-Rookie team in 2012 • Only Cardinal to start every game • Scored in double figures nine times with a season-high 20 in his third college game against Prairie View • Named ACC Co-Freshman of the Week after averaging 14 points and 11 rebounds and shooting 52.4 percent from the field in wins over Notre Dame and Duke • Scored a dozen points and grabbed a season-high 13 rebounds against the Irish and had 16 points, nine boards at Duke • Had three double-doubles (also 16 and 12 vs. Virginia Tech and 18 and 11 at Miami) • The 16 and 12 against the Hokies made him the



**JAE'LYN WITHERS**

Jae'Lyn Withers, Game-by-Game											
2022-23 (Louisville)	FG	3FG	FT	REB	PF	PTS	AST	TOV	BLK	STL	MP
Bellarmine•	5-9	2-3	5-5	0-2-2	5	17	0	3	0	2	25
Wright State•	7-11	1-5	0-0	0-11-11	0	15	0	2	0	5	34
Appalachian State•	0-1	0-0	0-0	0-0-0	5	0	0	3	0	0	10
vs. Arkansas•	1-4	0-2	5-6	0-5-5	4	7	1	3	0	1	25
vs. Texas Tech•	3-7	1-2	0-0	0-5-5	2	7	0	5	0	0	25
vs. Cincinnati•	2-7	1-5	1-3	2-5-7	4	6	2	0	0	0	30
Maryland•	2-7	0-2	1-2	0-2-2	3	5	0	2	0	0	17
Miami•	4-8	2-4	2-2	1-5-6	2	12	0	3	1	0	26
at Florida State•	3-10	2-5	0-0	2-5-7	2	8	3	1	1	1	25
Western Kentucky•	4-4	2-2	0-0	1-5-6	3	10	3	3	0	1	19
Florida A&M•	3-6	1-2	0-0	2-3-5	1	7	1	4	1	0	18
Lipscomb•	4-10	1-2	0-0	1-3-4	1	9	1	1	0	1	25
at NC State•	0-3	0-0	1-2	1-2-3	2	1	0	3	1	0	17
at Kentucky•	0-1	0-0	2-2	0-1-1	2	2	0	1	0	0	17
Syracuse	4-11	2-6	0-0	0-7-7	4	10	1	2	1	1	22
Wake Forest	3-7	2-4	3-4	2-3-5	1	11	0	1	1	0	27
at Clemson	4-6	3-3	0-0	0-1-1	2	11	0	3	1	1	21
North Carolina•	3-9	0-3	2-3	2-6-8	2	8	0	1	0	0	31
Pittsburgh•	2-6	1-3	3-4	1-6-7	2	8	0	1	1	1	26
at Boston College•	6-12	2-4	2-2	0-7-7	3	16	1	3	0	0	30
at Notre Dame•	4-10	2-5	0-0	2-2-4	4	10	0	4	1	0	16
Georgia Tech•	4-8	4-6	7-9	0-13-13	4	19	1	2	0	2	35
Florida State•	4-7	4-6	2-2	0-4-4	1	14	1	3	0	0	34
at Pittsburgh•	2-7	1-2	4-6	0-1-1	3	9	1	2	0	1	22
at Miami•	7-10	4-6	0-0	0-5-5	3	18	1	2	1	1	38
Virginia•	4-11	1-7	3-4	0-8-8	2	12	0	1	2	0	31
Clemson•	3-6	0-0	2-2	1-8-9	2	8	2	2	0	2	33
at Duke•	1-7	0-2	0-0	1-3-4	1	2	0	1	0	2	29
at Georgia Tech•	3-8	1-3	1-2	2-7-9	1	8	3	1	1	0	28
Virginia Tech•	1-1	0-0	0-2	2-2-4	2	2	1	3	0	0	21
at Virginia•	2-5	0-1	2-4	1-2-3	2	6	0	2	0	0	19
vs. BC (ACC)•	2-5	0-1	2-2	0-7-7	3	6	2	3	0	0	24

**Withers' Career Highs (set playing for Louisville)**

- **Points:** 20 vs. Prairie View (11/29/20), at Notre Dame (2/9/22)
- **Field Goals:** 9 at Notre Dame (2/9/22)
- **Three-Pointers:** 4 three times
- **Free Throws:** 7 vs. Georgia Tech (2/1/23)
- **Offensive Rebounds:** 6 at UNC (2/20/21)
- **Rebounds:** 13 vs. Notre Dame (2/23/21), vs. Georgia Tech (2/1/23)
- **Assists:** 3 four times
- **Turnovers:** 5 vs. Texas Tech (11/22/22)
- **Blocks:** 2 five times
- **Steals:** 5 vs. Wright State (11/12/22)

first Louisville freshman to have at least 15 points and 12 rebounds in league play since Pervis Ellison had 21 and 13 vs. Memphis in 1986 • Scored 10 of his 13 points in the second half in the Cards' home win over the Blue Devils • Red-shirted the 2019-20 season at Louisville.

**PREP**

Played at North Mecklenberg High School in Huntersville, N.C., from 2015-18 and his senior year at Cleveland Heights High School in Cleveland, Ohio • Averaged

19.8 points, 9.7 rebounds and 2.2 blocked shots in 2018-19 at Cleveland Heights • Averaged 20 points, 10.1 rebounds and shot 43 percent from three-point range in leading North Mecklenberg to a 27-2 record and the 2018 regular-season and tournament conference championships • Earned first team all-state honors in North Carolina as a junior from the Associated Press, was the Charlotte Observer's 4A Metro Player of the Year and the conference player of the year • Played AAU for Team Loaded North Carolina • Played in the Roundball Classic in Pittsburgh.

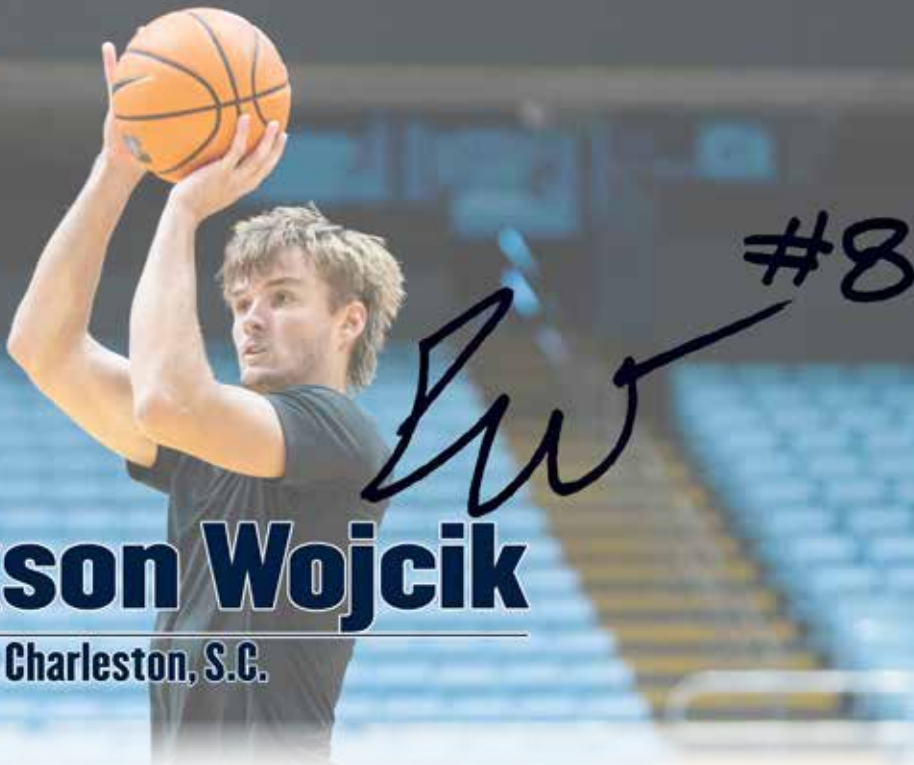
**PERSONAL**

First name pronounced JAY-lynn • Born Dec. 20, 2000, in Charlotte • Son of Sheena Carr and Curtis Withers • Curtis was a three-time All-Conference USA forward at Charlotte from 2002-06 and is second in 49er history in double-doubles (46), third in rebounding (1,042) and seventh in scoring (1,750) • Has four siblings – Jayla, Ja'Kayla and Jah'King Withers and Messiah Carr • His cousin, Jaire Alexander, played football at Louisville (2015-17) and is a cornerback for the Green Bay Packers, who selected him in the first round in 2018.



Maggie Hobson





# #8 Paxson Wojcik

Graduate Student • G • 6-5 • 195 • Charleston, S.C.

## CAREER

Comes to Carolina after playing two seasons at Loyola Chicago (2019-21) and two at Brown (2021-23) • Has compiled 759 points, 326 rebounds and 147 assists and made 107 three-pointers in 99 college games • Scored in double figures 38 times (24 times last season) with five 20-point games • Career-high five three-pointers vs. UMass-Lowell last season and four or more eight times • Grabbed a career-high 13 rebounds at Michigan State last season and scored 14 points with six rebounds, three assists and two steals in the Smith Center vs. the Tar Heels on 11/12/2021 • Started all 54 games the last two seasons at Brown • Averaged 9.6 points, 3.0 rebounds and 1.3 assists in 2021-22 and 14.9 points, 7.2 rebounds and 3.2 assists last season • Earned second-team All-

## THE WOJCIK FILE

- **Name:** Paxson Walter Wojcik
- **Birthdate:** Aug. 8, 2000
- **Birthplace:** South Bend, Ind.
- **Parents:** Lael & Doug Wojcik

Ivy League honors, Academic All-Ivy honors and was a team captain in 2022-23 • Originally from Chapel Hill, where his dad, Doug, was an assistant coach for the Tar Heels from 2000-03 • Attended the La Lumiere School in Indiana and calls Charleston, S.C., home • Last name pronounced WO-jick.

## SENIOR SEASON (2022-23)

Earned second-team All-Ivy and Academic All-Ivy honors • Made 57 of 150 three-pointers (.380) and was fourth in the Ivy League in assists per game, tied for fourth in rebounds per game and fifth in



Above photo by Maggie Hobson

Maggie Hobson

### WOJCIK'S STATS AT LOYOLA CHICAGO

YEAR	GP-GS	MIN	AVG	FGM-A	PCT	3FGM-A	PCT	FTM-A	PCT	OFF	DEF	REB	AVG	A	TO	B	S	PTS	AVG
2018-19	30-1	327	10.9	25-48	.521	8-19	.421	3-7	.429	2	35	37	1.2	18	14	0	14	61	2.0
2019-20	15-0	93	6.2	13-26	.500	4-10	.400	7-9	.778	2	12	14	0.9	6	5	1	2	37	2.5
<b>TOTAL</b>	<b>45-1</b>	<b>420</b>	<b>9.3</b>	<b>38-74</b>	<b>.514</b>	<b>12-29</b>	<b>.414</b>	<b>10-16</b>	<b>.625</b>	<b>4</b>	<b>47</b>	<b>51</b>	<b>1.1</b>	<b>24</b>	<b>19</b>	<b>1</b>	<b>16</b>	<b>98</b>	<b>2.2</b>

### WOJCIK'S STATS AT BROWN

YEAR	GP-GS	MIN	AVG	FGM-A	PCT	3FGM-A	PCT	FTM-A	PCT	OFF	DEF	REB	AVG	A	TO	B	S	PTS	AVG
2021-22	27-27	746	27.6	93-221	.421	38-115	.330	35-53	.660	14	67	81	3.0	36	31	2	24	259	9.6
2022-23	27-27	933	34.6	137-297	.461	57-150	.380	71-103	.689	14	180	194	7.2	87	49	1	35	402	14.9
<b>TOTAL</b>	<b>54-54</b>	<b>1679</b>	<b>31.1</b>	<b>230-518</b>	<b>.444</b>	<b>95-265</b>	<b>.358</b>	<b>106-156</b>	<b>.679</b>	<b>28</b>	<b>247</b>	<b>275</b>	<b>5.1</b>	<b>123</b>	<b>80</b>	<b>3</b>	<b>59</b>	<b>661</b>	<b>12.2</b>

### WOJCIK'S FOUR-YEAR COLLEGE STATS

	GP-GS	MIN	AVG	FGM-A	PCT	3FGM-A	PCT	FTM-A	PCT	OFF	DEF	REB	AVG	A	TO	B	S	PTS	AVG
<b>TOTAL</b>	<b>99-55</b>	<b>2099</b>	<b>21.2</b>	<b>268-592</b>	<b>.453</b>	<b>107-294</b>	<b>.364</b>	<b>116-172</b>	<b>.674</b>	<b>32</b>	<b>294</b>	<b>326</b>	<b>3.3</b>	<b>147</b>	<b>99</b>	<b>4</b>	<b>75</b>	<b>759</b>	<b>7.7</b>



**PAXSON WOJCIK**

scoring • Led the Bears with 87 assists, was the co-leader with 35 steals and was second in scoring (14.9 ppg), three-pointers (57) and rebounding (7.2 rpg) • Started all 27 games and averaged 34.6 minutes • Averaged 19.9 points and 3.6 assists over the last eight games • One of eight Division I players to average at least 14.5 points, seven rebounds and three assists • Scored in double figures 24 times with a career-best 25 against Yale in the season finale • Scored 20-plus points five times, all in the last eight games, including 24 at Penn, 20 at Columbia and 25 vs. Yale in his final three games for Brown • Had four double-doubles against Vermont, Loyola Maryland, Michigan State and Cornell • Career-high 13 rebounds at Michigan State • Made a three-pointer in 23 games with multiple threes 16 times • Career-high five 3FGs against UMass-Lowell and four in four other games • Thirteen games with four or more assists with a career-high six four times.

**JUNIOR SEASON  
(2021-22)**

Started all 27 games in which he played (missed the last two games due to injury) • Second on the team with 38 three-pointers and third in scoring with 9.6 points per game • Scored a then-career-high 17 points in wins over Sacred Heart and Harvard • Season-high four 3FGs in wins over Salve Regina, Merrimack and Columbia • Totaled 14 points, six rebounds, three assists and two steals in UNC's 94-87 win over Brown in the Smith Center.

**AT LOYOLA CHICAGO  
(2019-21)**

Played in 45 games in two seasons for the Ramblers • Scored 61 points with 37 rebounds and 18 assists in 30 games as a freshman and 37 points, 14 rebounds and six assists in 15 games as a sophomore • Scoring high of 10 points as a freshman vs. IUPUI • Made 12 of 29 three-pointers over the two seasons • Recipient of the 2021 Missouri Valley Conference's Elite 17 Award for having the highest grade-point average of a student-athlete competing in the league tournament championship game • Two-time member of the MVC

Honor Roll.

**PREP**

Attended the La Lumiere School in La Porte, Ind. • Helped lead them to an 83-6 overall record, the Dick's Sporting Goods National Championship as a sophomore and a 31-1 record and runner-up finish as a senior at the Geico National Championship • Two-time captain • Scholar-Athlete Award recipient • Played AAU for the Illinois Wolves • Member of the National Honor Society • Summa Cum Laude Latin Student.

**PERSONAL**

Born Paxson Walter Wojcik on Aug. 8, 2000, in South Bend, Ind. • Son of Lael and Doug Wojcik • His parents played basketball at Navy and his mother also competed in track • His brother, Denham, plays basketball for Harvard • His father is in his second stint as an assistant coach on Tom Izzo's staff at Michigan State • He was an assistant coach at UNC from 2000-03, when he helped recruit all five starters on the Tar Heels' 2005 NCAA championship team • Enjoys card games, puzzles and playing outside with friends • Pursuing a masters in applied professional studies.

**Wojcik's Career Highs  
(set playing for Brown)**

- **Points:** 25 vs. Yale (3/4/23)
- **Field Goals:** 9 vs. Yale (3/4/23)
- **Three-Pointers:** 5 vs. UMass-Lowell (11/23/22)
- **Free Throws:** 9 at Penn (2/18/23)
- **Offensive Rebounds:** 3 at Michigan State (12/10/22)
- **Rebounds:** 13 at Michigan State (12/10/22)
- **Assists:** 6 four times
- **Turnovers:** 4 four times
- **Blocks:** 1 four times
- **Steals:** 4 at UMass-Lowell (12/1/21)



Maggie Hobson



Brown Athletics



**PAXSON WOJCIK**

		<i>Paxson Wojcik, Game-by-Game</i>										
2019-20 Loyola Chic.	FG	3FG	FT	REB	PF	PTS	A	TO	B	ST	MP	
UC Davis	2-5	0-1	0-0	0-4-4	1	4	2	1	0	0	17	
at Furman	1-3	0-0	0-0	1-1-2	1	2	0	0	0	0	9	
Coppin State	DNP											
St. Joseph's	2-2	0-0	2-3	0-2-2	0	6	2	0	0	1	21	
IUPUI	4-6	2-3	0-0	0-4-4	0	10	3	0	0	3	24	
vs. South Florida	2-3	0-0	1-2	0-1-1	3	5	0	1	0	2	25	
vs. Colorado State	2-2	0-0	0-0	0-4-4	2	4	2	1	0	0	32	
vs. Old Dominion*	0-0	0-0	0-0	0-2-2	1	0	1	2	0	0	12	
at Ball State	0-0	0-0	0-0	0-0-0	0	0	0	1	0	0	7	
Quincy	2-3	1-2	0-0	0-3-3	2	5	2	0	0	2	22	
Norfolk State	0-1	0-1	0-0	0-0-0	0	0	0	1	0	0	12	
vs. Vanderbilt	1-2	1-1	0-0	1-2-3	1	3	0	0	0	0	11	
Davidson	0-0	0-0	0-0	0-3-3	1	0	0	0	0	0	11	
at Valparaiso	0-0	0-0	0-0	0-0-0	0	0	0	0	0	0	4	
Missouri State	0-0	0-0	0-0	0-0-0	0	0	0	0	0	1	5	
at Drake	0-0	0-0	0-0	0-0-0	0	0	1	0	0	0	3	
Evansville	2-2	2-2	0-1	0-2-2	0	6	0	2	0	1	14	
Southern Illinois	0-0	0-0	0-0	0-0-0	0	0	0	0	0	0	2	
at Illinois State	2-2	1-1	0-0	0-0-0	1	5	0	1	0	0	7	
Indiana State	1-3	0-1	0-1	0-0-0	2	2	1	0	0	0	14	
at Northern Iowa	1-1	1-1	0-0	0-2-2	3	3	0	0	0	0	10	
at Southern Illinois	0-0	0-0	0-0	0-1-1	2	0	1	0	0	2	10	
Bradley	0-0	0-0	0-0	0-0-0	0	0	0	0	0	1	7	
at Indiana State	0-2	0-1	0-0	0-0-0	0	0	0	1	0	0	10	
Valparaiso	0-1	0-1	0-0	0-0-0	2	0	0	0	0	0	4	
at Evansville	0-1	0-1	0-0	0-0-0	0	0	0	0	0	0	3	
Northern Iowa	DNP											
Illinois State	0-1	0-1	0-0	0-0-0	0	0	0	0	0	0	4	
at Missouri State	0-0	0-0	0-0	0-0-0	1	0	0	1	0	0	3	
Drake	0-2	0-1	0-0	0-1-1	0	0	1	0	0	1	8	
at Bradley	1-2	0-0	0-0	0-1-1	0	2	1	1	0	0	7	
vs. Valparaiso (MVC)	2-4	0-1	0-0	0-2-2	0	4	1	1	0	0	9	
2020-21 Loyola Chic.	FG	3FG	FT	REB	PF	PTS	A	TO	B	ST	MP	
Lewis	0-1	0-1	1-2	0-0-0	4	1	0	1	1	0	10	
Chicago State	3-4	0-1	1-1	0-1-1	1	7	2	1	0	0	8	
at Illinois-Chicago	DNP											
at Wisconsin	DNP											
vs. Richmond	0-0	0-0	0-0	0-0-0	0	0	0	0	0	0	3	
St. Francis (IL)	1-2	0-0	2-2	0-6-6	2	4	2	1	0	0	23	
Illinois State	2-4	1-1	0-0	1-2-3	0	5	1	1	0	0	10	
Illinois State	0-1	0-1	3-3	0-0-0	1	3	0	0	0	0	3	
North Texas	DNP											
at Indiana State	DNP											
at Indiana State	DNO											
Northern Iowa	0-0	0-0	0-0	0-0-0	0	0	0	0	0	0	1	
Northern Iowa	3-5	1-2	0-1	0-1-1	0	7	1	0	0	2	11	
at Valparaiso	2-3	1-2	0-0	1-1-2	0	5	0	1	0	0	5	
at Bradley	DNP											
at Bradley	DNP											
at Missouri State	0-0	0-0	0-0	0-0-0	0	0	0	0	0	0	5	
at Missouri State	0-1	0-1	0-0	0-0-0	0	0	0	0	0	0	3	
Evansville	DNP											
Evansville	DNP											
at Drake	1-1	0-0	0-0	0-0-0	0	2	0	0	0	0	2	
at Drake	DNP											
Valparaiso	DNP											
Southern Illinois	DNP											
Southern Illinois	DNP											
vs. S. Illinois (MVC)	1-4	1-1	0-0	0-1-1	0	3	0	0	0	0	6	
vs. Indiana State	0-0	0-0	0-0	0-0-0	1	0	0	0	0	0	3	
vs. Drake	DNP											
vs. Georgia Tech (NCAA)	DNP											
vs. Illinois	DNP											
vs. Oregon State	0-0	0-0	0-0	0-0-0	0	0	0	0	0	0	0	

		<i>Paxson Wojcik, Game-by-Game</i>										
2021-22 Brown	FG	3FG	FT	REB	PF	PTS	A	TO	B	ST	MP	
Salve Regina*	4-7	4-7	0-0	0-5-5	0	12	3	0	0	0	22	
at North Carolina*	7-19	0-5	0-1	0-6-6	4	14	3	0	0	2	36	
Central Connecticut*	4-9	1-5	3-3	1-5-6	2	12	1	2	0	0	28	
Johnson & Wales*	4-6	1-3	0-0	1-2-3	2	9	1	2	0	1	16	
vs. Creighton*	3-10	2-5	4-5	1-2-3	1	12	0	3	1	1	29	
vs. Bradley*	2-7	1-2	2-5	0-0-0	1	7	0	0	0	0	31	
vs. Colorado*	4-8	1-4	5-7	0-5-5	1	14	1	2	0	0	33	
Bryant*	2-7	0-3	0-0	1-2-3	1	4	1	2	0	1	35	
at Quinnipiac*	1-8	1-6	0-0	1-3-4	2	3	2	3	0	0	30	
at UMass-Lowell*	2-6	2-3	3-5	1-2-3	2	9	4	2	0	4	32	
Sacred Heart*	7-11	3-7	0-0	0-2-2	1	17	1	1	0	0	28	
at Merrimack*	4-5	4-5	2-2	1-2-3	0	14	1	2	0	0	27	
Vermont*	5-10	1-5	2-3	1-4-5	3	13	2	1	0	0	33	
at Syracuse*	3-8	2-4	0-0	1-0-1	0	8	1	1	0	1	25	
at Maryland*	1-4	0-1	1-3	2-7-9	1	3	3	1	0	1	31	
at Penn*	4-8	0-2	1-1	0-0-0	3	9	1	1	0	1	29	
at Harvard*	6-12	3-6	2-4	0-4-4	2	17	2	1	0	0	32	
at Dartmouth*	0-7	0-5	0-0	0-1-1	1	0	0	1	0	0	24	
at Princeton*	3-7	1-3	2-2	0-2-2	2	9	0	3	0	3	32	
Yale*	5-10	2-6	1-1	0-3-3	2	13	1	0	0	0	30	
at Columbia*	5-8	4-6	1-3	0-3-3	2	15	0	2	0	2	22	
Cornell*	5-10	3-8	3-3	2-2-4	2	16	3	0	1	1	32	
Harvard*	3-7	1-4	0-0	1-2-3	1	7	4	1	0	2	36	
Dartmouth*	4-8	0-2	3-5	0-1-1	1	11	1	0	0	2	29	
at Cornell*	1-4	0-2	0-0	0-0-0	1	2	0	0	0	1	8	
Princeton*	3-9	1-5	0-0	0-2-2	3	7	0	0	0	1	24	
Penn*	1-6	0-1	0-0	0-0-0	1	2	0	0	0	0	12	
vs. Columbia	DNP											
at Yale	DNP											
2022-23 Brown	FG	3FG	FT	REB	PF	PTS	A	TO	B	ST	MP	
at Vermont*	5-12	1-5	2-2	0-10-10	2	13	2	4	0	3	33	
Colgate*	4-9	2-4	2-2	1-6-7	0	12	3	2	0	1	26	
at Loyola (MD)*	4-9	3-4	1-4	0-10-10	3	12	5	2	0	2	38	
Stony Brook*	2-7	1-6	2-5	0-5-5	3	7	4	1	0	3	34	
UMass-Lowell*	6-12	5-10	0-0	0-4-4	3	17	1	2	0	3	33	
Maine*	4-6	2-4	1-1	2-6-8	3	11	2	0	0	0	35	
at Central Connecticut*	4-10	0-3	3-5	0-5-5	1	11	2	3	0	0	34	
at Bryant*	6-12	3-8	3-4	0-4-4	2	18	1	1	0	1	37	
at Hartford*	8-12	3-6	0-0	0-4-4	3	19	6	2	0	0	31	
at Rhode Island*	3-14	1-8	1-3	0-11-11	0	8	1	0	0	1	36	
at Michigan State*	3-11	1-6	3-4	3-10-13	0	10	4	1	0	1	35	
New Hampshire*	3-10	2-5	0-0	1-5-6	4	8	4	2	0	0	28	
at Northwestern*	4-13	4-9	1-2	0-8-8	4	13	4	4	0	2	34	
Penn*	4-10	1-3	1-3	0-4-4	2	10	3	1	0	1	34	
Harvard*	6-11	4-8	1-1	0-6-6	4	17	3	4	0	1	39	
Dartmouth*	5-12	4-7	2-2	0-5-5	2	16	4	0	0	3	35	
Princeton*	5-10	1-3	3-5	0-5-5	3	14	4	0	0	1	36	
at Yale*	5-11	1-4	2-4	0-9-9	1	13	3	3	0	1	37	
Columbia*	7-10	0-1	0-0	1-6-7	2	14	2	1	0	1	32	
at Cornell*	7-13	4-7	4-4	0-9-9	1	22	4	4	1	1	36	
at Dartmouth*	4-10	3-7	4-4	1-8-9	3	15	6	2	0	1	36	
at Harvard*	6-13	3-7	8-11	1-7-8	0	23	0	1	0	1	36	
Cornell*	6-12	3-7	0-0	0-11-11	3	15	6	1	0	0	35	
at Princeton*	4-13	0-5	7-10	2-6-8	3	15	1	2	0	1	33	
at Penn*	6-10	3-5	9-11	0-2-2	0	24	2	3	0	1	34	
at Columbia*	7-9	0-1	6-9	2-6-8	2	20	6	2	0	2	37	
Yale*	9-16	2-7	5-7	0-8-8	5	25	4	1	0	3	38	





# #4 RJ Davis

Senior • G • 6-0 • 180 • White Plains, N.Y.

## CAREER

Compiled 1,304 points, 161 three-pointers and 304 assists in 101 games • Averaging 12.7 points, 1.6 three-pointers and 3.0 assists • Scored his 1,000th point in his 83rd game on 1/4/23 vs. Wake Forest • Scored in double figures 71 times • Scored 20 or more 12 times • Made multiple three-pointers 47 times with a high of six vs. Brown as a sophomore • Led UNC in scoring 19 times and assists 43 times • Carolina's all-time leader in free throw percentage and 19th in ACC history (.850) • Became the first Tar Heel with at least 10 assists in one NCAA Tournament game and 30 points in the next with 12 assists vs. Marquette and 30 points vs. Baylor in the 2022 first and second round games • Set career highs in scoring (30 vs. Baylor), rebounding (12 vs. Kansas) and assists (12 vs. Marquette) in the 2022 NCAA Tournament • Has the second-highest FT percentage in UNC history (25 or more attempts) in NCAA Tournament play (93.5%) • Four career doubles-doubles in points and rebounds.



## THE DAVIS FILE

- **Name:** RJ Davis
- **Birthdate:** October 21, 2001
- **Birthplace:** Washington, D.C.
- **Parents:** Robert & Venessa Davis
- **Prep Coach:** Patrick Massaroni

## JUNIOR SEASON (2022-23)

Carolina's co-MVP with Armando Bacot • Honorable mention All-ACC and second-team All-ACC Tournament • Academic All-ACC • Led the ACC in free throw shooting (.881) and was 10th in scoring (career-high 16.1) • Was 23rd nationally in free throw percentage • Shot the third-highest free throw percentage in a season by a Tar Heel • Also led UNC in assists (106), three-point percentage (.362) and plus/minus (+190), was second in scoring, three-pointers (63) and steals (36) • Scored in double figures 29 times • UNC was 5-2 when he scored 20 or more • Season-high 27 points and five threes in home win vs. Wake Forest • Made multiple threes 18 times • UNC went 6-3 when he made three or more 3FGs • Season-high five assists nine times • Had more assists than turnovers in 18



Above photo by UNC Athletic Communications

Peyton Williams

## DAVIS'S CAREER STATISTICS

YEAR	GP-GS	MIN	AVG	FGM-A	PCT	3FGM-A	PCT	FTM-A	PCT	OFF	DEF	REB	AVG	A	TO	B	S	PTS	AVG
2020-21	29-10	644	22.2	79-226	.350	32-99	.323	55-67	.821	12	54	66	2.3	56	54	2	19	245	8.4
2021-22	39-39	1321	33.9	178-419	.425	66-180	.367	105-126	.833	22	144	166	4.3	142	74	8	40	527	13.5
2022-23	33-32	1153	35.0	179-409	.438	63-174	.362	111-126	.881	20	147	167	5.1	106	62	2	36	532	16.1
<b>TOTAL</b>	<b>101-81</b>	<b>3119</b>	<b>30.9</b>	<b>436-1054</b>	<b>.414</b>	<b>161-453</b>	<b>.355</b>	<b>271-319</b>	<b>.850</b>	<b>54</b>	<b>345</b>	<b>399</b>	<b>4.0</b>	<b>304</b>	<b>190</b>	<b>12</b>	<b>95</b>	<b>1304</b>	<b>12.9</b>



**RJ DAVIS**

Peyton Williams



Jeffrey Camarati



of the last 23 games • Career-best 5.1 rebounds (eight or more seven times, including 10 vs. Gardner-Webb, Georgia Tech and Virginia) • Made 38 for 72 (.528) from the floor in his last six games and 16 of 31 (.516) from three over his last five games • Averaged 21.0 points, made 15 of 26 FGs (.577) and 8 of 14 threes (.571) in two ACC Tournament games.

**2022-23 GAME HIGHLIGHTS**

Game-high 24 points (8-14 FG, 4-8 3FG) in the ACC quarterfinal loss to Virginia • Hit three 3FGs and scored 17 at home vs. Duke • Game-high 19 points and four assists at Florida State • Hit two threes, scored 16 points and led UNC with 10 rebounds in the win over No. 6 Virginia • Led UNC with 23 points vs. Miami • Went 14 for 14 from the free throw line and scored a game-high 26 points vs. NC State • Made four threes and totaled 18 points vs. Boston College • Scored 22 of his season-high 27 points in the second half vs. Wake Forest • Made four threes, tied his season high with five assists and scored 19 points vs. Michigan • Gave UNC its first lead in nearly 32 minutes with a three-pointer with 1:29 to play in the second half in the win over Ohio State • Scored eight of UNC's 10 points in one critical stretch over the last four and half minutes of regulation • Finished with 21 points, eight boards and four assists vs. the Buckeyes • Scored 13 of his game-high 22 points in the first half vs. Georgia Tech • Had 19 points, nine rebounds and three steals in 50 minutes vs. Alabama • Second career double-double with 14 points and 10 rebounds vs. Gardner-Webb.

**SOPHOMORE SEASON  
(2021-22)**

UNC's Co-Most Improved Player (Danny Green Award) • Named to CoSIDA Academic All-District 3 team • Started every game and averaged 13.5 points and 3.6 assists • Led the team with 142 assists and 40 steals, was second free throw percentage (.833) and three-point percentage (.367), third in three-pointers (66) and fourth in scoring • Averaged 14.7 points over a team-high 37.7 minutes per game, had 30 assists/12 turnovers

and made 29 for 31 from the free throw line in the NCAA Tournament • The 30 assists and 5.0 assists per game are the second most by a Tar Heel in a six-game NCAA Tournament series • UNC was 15-4 when he scored 15 or more points • Eighth in the ACC in assist/turnover ratio (1.9) and ninth in assists • Scored in double figures 28 times • Scored 15 or more points in 13 of 20 ACC games • Shot 44.8% from the floor, 40.3% from three and had 116 assists/50 turnovers in UNC's wins • Led UNC in scoring four times, assists 16 times and plus/minus 10 times • Made multiple threes 19 times (UNC 15-4), including six vs. Brown and five vs. Syracuse and Baylor • Played the entire game three times (45 minutes vs. Baylor and 40 at Duke and vs. Kansas).

**2021-22 GAME HIGHLIGHTS**

Career-high 12 rebounds (six offensive) and first career double-double with 15 points to share team scoring honors with Armando Bacot in the national championship game vs. Kansas • Scored 11 first-half points as UNC built a 40-25 halftime lead over the Jayhawks • Scored 14 of his 18 points in the first half and had four assists and just one turnover in 36 minutes in the national semifinal win over Duke • Led all scorers with 14 in the first half • Played the final seven minutes with four fouls • Career-high 30 points, six assists and five rebounds vs. Baylor • The 13th Tar Heel to score 30 points in an NCAA game • Hit four threes and scored 17 points in the first half (including UNC's first eight) to help UNC build a 13-point halftime lead • Three-point play with 1:18 left in overtime gave UNC a 91-85 lead • Made career-high 9 of 10 free throws • First Tar Heel to play all 45 minutes of an overtime game in at least 50 years • Career-high 12 assists and only one turnover in first round win over Marquette • Most assists by a Tar Heel this season, most since Kendall Marshall had 12 vs. Maryland in the 2012 ACC Tournament and equaled the second-most by a Tar Heel in an NCAA Tournament game.

Career-high eight rebounds and six assists in ACC quarterfinal win over Virginia • Arguably his finest



## RJ DAVIS

**Davis's Career Highs**

- **Points:** 30 vs. Baylor (3/19/22)
- **Field Goals:** 9 four times
- **Three-Pointers:** 6 vs. Brown (11/12/21)
- **Free Throws:** 14 vs. NC State (1/21/23)
- **Offensive Rebounds:** 6 vs. Kansas (4/4/22)
- **Rebounds:** 12 vs. Kansas (4/4/22)
- **Assists:** 12 vs. Marquette (3/17/22)
- **Turnovers:** 5 vs. Florida State (2/27/21)
- **Blocks:** 2 vs. Florida State (2/12/22)
- **Steals:** 4 vs. Pittsburgh (2/16/22), Saint Peter's (3/27/22)

performance as a Tar Heel in the win at No. 4 Duke, playing all 40 minutes directing an offense that scored 94 points (55 in the second half) • Scored 21 points on 9 of 16 from the floor and had four assists and two steals • Became one of three Tar Heels ever to play 40 or more minutes at Duke, score 20 points and have two or fewer turnovers (with Donald Williams in 1995 and Brady Manek) • Led UNC with 11 points in the first half, including a three at the buzzer which cut Duke's lead to two • Coast-to-coast drive and layup tied the game for the final time at 61 • Scored five straight points to stretch the lead to six with 4:29 to play and set up Manek for a corner three to make it 79-71 • Five threes, five assists and 17 points, including a three that gave UNC an eight-point lead in OT in win over Syracuse • All-around solid game in home win over Louisville with 16 points, three steals, no turnovers in 36 minutes • Had 16 points/five assists vs. FSU, the third time in four games he had at least 16 and five • Game-high six assists, no turnovers and 16 points in 37 minutes in two-point win at Clemson (had 10 points and four assists in second half) • Led UNC with 10 first-half points at Louisville and finished with 18 points and four assists in 43 minutes • Made a big three with 2:38 to play in regulation, one of his four threes • Driving layup gave UNC the lead for good and corner three gave UNC a double-digit lead with less than three to play in home win over Virginia Tech • Made 6 of 12 from the floor and scored 18 points at Wake Forest • Scored 16 first-half points and finished with 21 points and six assists in home win over Georgia Tech • First time a Tar Heel ever went 0 for 10 from the floor in one game and scored 20 or more points in the next • Team-high five assists and scored 19 points at Notre Dame • Scored 17 points on a perfect shooting day at Boston College (5-5 FG, 2-2 3FG, 5-5 FT) • Game-high 23 points and five assists at Georgia Tech • Earned all-tournament honors at the Hall of Fame Tipoff after averaging 16.0 points vs. Purdue and Tennessee • Career-high six threes and 26 points in 94-87 win over Brown • Made four threes in

the final 6:55.

### FRESHMAN SEASON (2020-21)

An Academic All-ACC Team honoree • Fifth on the team in scoring at 8.4 points per game • Averaged 10.3 ppg over the last eight games • Scored in double figures 14 times with a high of 19 vs. Virginia Tech in the ACC quarterfinals • Led UNC in scoring three times (UNLV, at Florida State, Virginia Tech) • Third on the team in three-pointers with 32 • Made multiple 3FGs 10 times with a high of four vs. Virginia Tech • Season-high eight assists at Iowa • Led the team in free throw percentage among those with 50 or more attempts (.821) • Converted a team-high 84.4 percent from the FT line in the 18 wins • Made 36 of his last 41 from the free throw line (.878) • Was 11th in the ACC in free throw percentage in league play • Won Carolina's defensive player of the game award against Wake Forest, at Pittsburgh, at Syracuse and vs. Virginia Tech.

### 2020-21 GAME HIGHLIGHTS

Made all three free throws to give Carolina a 64-62 lead over Florida State with 3:15 to play in the ACC Tournament semifinal • Led UNC in scoring with a season-high 19 points, 14 of which came in the second half, and was the defensive player of the game in the ACC quarterfinal win over Virginia Tech • Made three of his four 3FGs in the second half • Season-high three steals and scored 14 vs. Notre Dame in ACC Tourney second round • Made two threes for the third game in a row and scored 12 points in the win over Florida State • Scored all 10 of his points in the second half in the win over NC State, including eight straight points for the Tar Heels in a span of 2:13 that gave UNC its biggest lead of the game at 59-45 • Scored in double figures for the third game in a row with 13 and won his first defensive player of the game award vs. Wake Forest • ACC Freshman of the Week for January 11-17 for his play against Syracuse and Florida State • Tied his then-season high with 16 points at Florida State • Made his first start at the point at Georgia Tech • Led UNC in scoring for the first time with 16 points vs.



**RJ DAVIS**

RJ Davis, Game-by-Game												
2020-21	FG	3FG	FT	REB	PF	PTS	A	TO	B	S	MP	
Coll. of Charleston•	4-9	1-3	2-4	2-2-4	3	11	1	1	0	1	27	
vs. UNLV•	5-9	3-4	3-3	2-4-6	1	16	1	1	0	0	28	
vs. Stanford•	3-8	2-4	2-2	1-2-3	3	11	1	3	0	0	27	
vs. Texas•	3-11	0-2	5-7	1-3-4	2	11	3	3	0	1	33	
at Iowa•	4-8	2-5	2-4	0-2-2	1	12	8	3	0	0	34	
NC Central•	2-10	0-5	2-2	0-1-1	2	6	3	3	0	0	33	
vs. Kentucky•	1-6	1-4	0-1	0-0-0	2	3	1	0	0	0	16	
at NC State•	5-14	1-4	0-0	0-3-3	2	11	3	3	0	0	36	
at Georgia Tech•	1-7	1-3	2-2	0-3-3	2	5	3	3	0	0	24	
Notre Dame	1-6	1-6	0-0	0-3-3	0	3	2	2	0	0	23	
at Miami•	1-5	0-2	0-0	0-0-0	2	2	0	3	0	0	14	
Syracuse•	3-8	2-6	4-4	1-1-2	0	12	1	0	0	2	22	
at Florida State	6-9	2-3	2-2	0-4-4	1	16	3	1	0	1	20	
Wake Forest	4-7	0-0	5-6	1-1-2	2	13	0	1	1	2	17	
NC State	3-6	1-1	3-5	1-1-2	1	10	3	2	0	0	16	
at Pittsburgh	2-7	1-3	0-0	0-0-0	1	5	3	2	0	0	21	
at Clemson	0-3	0-2	0-0	0-2-2	2	0	2	1	0	1	12	
at Duke	0-5	0-3	0-0	0-2-2	0	0	2	0	0	0	15	
at Virginia	3-8	0-2	0-0	1-0-1	2	6	0	2	0	2	24	
Northeastern	0-4	0-1	4-4	1-1-2	2	4	3	0	0	1	16	
Louisville	2-5	2-4	0-0	0-0-0	1	6	3	1	0	0	18	
Marquette	4-10	2-4	1-2	0-2-2	3	11	1	4	0	1	18	
Florida State	3-11	2-7	4-4	0-3-3	1	12	1	5	0	1	23	
at Syracuse	3-9	1-3	2-2	0-1-1	2	9	3	4	0	1	23	
Duke	1-3	0-0	3-4	0-2-2	2	5	0	2	0	0	17	
vs. Notre Dame (ACC)	5-9	2-5	2-2	0-2-2	0	14	0	0	0	3	19	
vs. Virginia Tech	6-10	4-7	3-3	0-4-4	1	19	1	2	0	1	25	
vs. Florida State	2-10	0-3	3-3	0-1-1	2	7	2	2	0	1	24	
vs. Wisconsin (NCAA)	2-9	1-3	0-0	1-3-4	2	5	2	0	1	0	22	
2021-22	FG	3FG	FT	REB	PF	PTS	A	TO	B	S	MP	
Loyola Maryland•	2-5	1-2	1-1	0-5-5	4	6	5	2	0	1	23	
Brown•	9-17	6-9	2-2	0-2-2	2	26	6	1	0	0	36	
at Charleston•	2-3	0-1	2-3	1-1-2	3	6	4	2	0	1	21	
vs. Purdue•	6-12	2-5	4-4	0-7-7	2	18	4	1	0	0	34	
vs. Tennessee•	3-11	2-3	6-7	0-4-4	2	14	4	4	0	1	35	
UNC Asheville•	5-11	2-6	0-0	0-5-5	3	12	1	4	0	2	30	
Michigan•	4-11	1-3	0-0	0-2-2	1	9	1	1	0	1	28	
at Georgia Tech•	8-11	4-6	3-3	0-5-5	3	23	5	3	0	1	35	
Elon•	4-10	1-4	2-3	0-5-5	2	11	0	3	0	2	30	
Furman•	2-8	0-3	2-5	0-3-3	1	6	7	1	0	0	36	
vs. Kentucky•	3-8	0-3	4-6	0-1-1	1	10	3	2	0	1	30	
App State•	7-10	1-1	0-0	0-3-3	1	15	2	1	0	2	34	
at Boston College•	5-5	2-2	5-5	0-3-3	2	17	3	2	0	0	29	
at Notre Dame•	6-12	3-7	4-4	0-3-3	2	19	5	2	0	1	39	
Virginia•	0-10	0-5	2-2	0-5-5	2	2	4	0	1	1	38	
Georgia Tech•	8-11	4-6	1-2	2-3-5	1	21	6	2	0	1	29	
at Miami•	3-10	0-3	3-3	1-4-5	1	9	0	4	1	0	29	
at Wake Forest•	6-12	2-4	4-5	2-3-5	3	18	3	2	0	0	31	
Virginia Tech•	3-9	1-4	8-9	0-4-4	3	15	2	1	1	1	38	
Boston College•	4-9	1-5	4-4	0-7-7	3	13	0	3	0	0	34	
NC State•	6-8	3-4	2-4	1-2-3	1	17	4	1	0	1	28	
at Louisville•	6-15	4-8	2-2	0-4-4	4	18	5	2	1	1	43	
Duke•	4-11	0-3	1-2	1-1-2	2	11	2	1	0	2	32	
at Clemson•	6-11	3-4	1-2	0-3-3	2	16	6	0	0	0	37	
Florida State•	7-13	2-6	0-1	0-4-4	3	16	5	1	2	1	28	
Pittsburgh•	1-6	0-2	1-2	0-1-1	3	3	2	2	0	4	35	
at Virginia Tech•	4-10	2-6	0-0	1-5-6	1	10	2	2	0	1	32	
Louisville•	5-11	2-5	4-4	0-1-1	4	16	2	0	0	3	36	
at NC State•	3-8	0-3	0-0	0-3-3	2	6	3	1	0	1	38	
Syracuse•	6-13	5-11	0-0	0-2-2	1	17	5	4	0	1	42	
at Duke•	9-16	2-4	1-2	1-4-5	2	21	4	2	1	2	40	
vs. Virginia (ACC)•	4-13	0-4	0-0	3-5-8	1	8	6	2	1	1	31	
vs. Virginia Tech•	2-10	1-6	5-6	1-4-5	2	10	1	3	0	1	36	
vs. Marquette (NCAA)•	1-10	1-5	1-2	1-3-4	0	4	12	1	0	0	30	
vs. Baylor•	8-17	5-10	9-10	0-5-5	4	30	6	3	0	1	45	
vs. UCLA•	3-11	1-4	5-5	1-6-7	2	12	3	2	0	0	37	
vs. Saint Peter's•	2-11	0-4	5-5	0-4-4	4	9	3	2	0	4	39	
vs. Duke•	6-13	2-4	4-4	0-7-7	4	18	4	1	0	0	36	
vs. Kansas•	5-17	0-5	5-5	6-6-12	0	15	2	3	0	0	40	

RJ Davis, Game-by-Game												
2022-23	FG	3FG	FT	REB	PF	PTS	A	TO	B	S	MP	
UNCW•	6-11	1-3	4-4	0-4-4	2	17	1	1	0	1	37	
Charleston•	4-8	1-4	2-2	1-2-3	3	11	5	3	1	0	35	
Gardner-Webb•	4-13	2-6	4-4	2-8-10	2	14	3	2	0	3	35	
James Madison•	7-16	2-7	5-6	0-2-2	2	21	5	2	0	0	34	
vs. Portland•	4-11	1-3	4-4	0-3-3	1	13	5	1	0	0	32	
vs. Iowa State•	5-14	1-7	4-4	1-2-3	3	15	1	2	0	1	32	
vs. Alabama•	8-24	2-6	1-2	0-9-9	4	19	4	2	0	3	51	
at Indiana•	4-11	1-2	2-2	1-6-7	2	11	2	3	0	1	33	
at Virginia Tech•	6-11	0-4	6-7	0-4-4	4	18	1	2	1	2	35	
Georgia Tech•	8-13	1-2	5-6	2-8-10	3	22	3	4	0	1	35	
The Citadel•	2-6	2-4	0-0	0-2-2	2	6	3	1	0	0	20	
vs. Ohio State•	6-13	1-5	8-9	1-7-8	3	21	4	3	0	2	40	
vs. Michigan•	6-15	4-8	3-4	1-5-6	2	19	5	2	0	1	38	
at Pittsburgh•	4-11	1-5	7-8	0-5-5	4	16	3	2	0	0	35	
Wake Forest•	9-14	5-8	4-4	0-4-4	2	27	4	0	0	3	38	
Notre Dame•	5-11	2-4	1-2	0-5-5	2	13	5	1	0	3	36	
at Virginia•	6-12	3-5	1-2	1-2-3	3	16	1	4	0	1	35	
at Louisville•	4-7	2-4	2-2	0-4-4	4	12	5	1	0	0	27	
Boston College•	6-13	4-7	2-2	0-0-0	3	18	3	1	0	1	32	
NC State•	5-8	2-4	14-14	0-4-4	2	26	0	3	0	0	37	
at Syracuse•	4-9	1-4	0-2	1-5-6	3	9	5	1	0	2	35	
Pittsburgh•	3-15	0-6	2-4	2-6-8	4	8	3	3	0	1	37	
at Duke•	5-16	1-5	0-0	1-4-5	4	11	5	0	0	0	35	
at Wake Forest•	4-12	0-4	8-8	1-4-5	3	16	5	3	0	1	31	
Clemson•	5-12	4-10	3-4	0-2-2	3	17	4	3	0	0	30	
Miami•	9-18	2-7	3-3	2-3-5	4	23	2	1	0	2	36	
at NC State•	2-13	1-6	2-2	2-2-4	4	7	3	1	0	0	40	
at Notre Dame•	5-10	0-4	2-2	0-8-8	4	12	1	1	0	2	33	
Virginia•	5-10	2-4	4-4	0-10-10	3	16	4	2	0	0	37	
at Florida State•	7-13	3-7	2-2	0-4-4	3	19	4	3	0	2	38	
Duke	6-13	3-5	2-2	0-6-6	2	17	3	1	0	2	38	
vs. BC (ACC)•	7-12	4-6	0-0	1-3-4	3	18	3	0	0	0	32	
vs. Virginia•	8-14	4-8	4-5	0-4-4	3	24	1	3	0	1	38	

UNLV • The fourth two-guard to start in his first game as a freshman under Roy Williams with Marcus Ginyard, Wayne Ellington and Justin Jackson • Scored 11 points

vs. Charleston in his college debut.

**PREP**

The 2020 Gatorade High School Player of the Year in New York • Named New York's Mr. Basketball

by the Basketball Coaches Association of New York, the first player in his school's history to win the award • Played for Coach Patrick Massaroni at Archbishop Stepinac High School in White Plains, N.Y. • Selected to play in the McDonald's All-American Game, Jordan Brand Classic, Iverson Classic and BallisLife All-American Game • Set the all-time prep scoring record in Westchester County with 2,446 career points, topping the previous record set by Danya Abrams, who went on to play at Boston College • Fifth-most points ever in the Catholic High School Athletic Association, which is comprised of Catholic high schools in New York City, Long Island, Westchester and Buffalo (the largest Catholic high school athletic league in the United States) • Abrams' Westchester County scoring record stood for 27 seasons • Senior season ended early due to the coronavirus, just after Stepinac had won the CHSAA's Archdiocesan title and was preparing to play in the state quarterfinals • Had 18 points, 11 rebounds and eight assists in Archdiocese championship game win over top-seeded St. Raymond's • Named The (Westchester) Journal

News' Player of the Decade for the 2010s • Was named the CHSAA's MVP in 2020 after being named first-team all-league as a sophomore and junior • As a senior, averaged 26.5 points, 8.0 rebounds, 5.3 assists and 2.1 steals while making 34 percent of his three-point attempts • Teamed with Duke signee A.J. Griffin at Archbishop Stepinac • Led Stepinac to Archdiocese, city and state (2017 and 2018) titles • Averaged 25.4 points as a junior.

**PERSONAL**

Born RJ Davis on Oct. 21, 2001, in White Plains, N.Y. • Son of Robert and Venessa Davis • His dad scored 2,118 points (without a three-point shot) from 1982-86 at Mercy College and still holds the Manhattan school's career scoring record • Member of the National Honor Society • Wears No. 4 because his birthday (10/21) adds up to 4 (1-0-2-1) • Wore that number as a high school sophomore when Stepinac won city and state titles • Also played football and soccer • Exercise and Sport Science major in the Sport Administration program.





# #22 Rob Landry

Senior • G • 6-4 • 190 • Greensboro, N.C.

## JUNIOR SEASON (2022-23)

Saw action in three games (vs. The Citadel, Clemson and versus Boston College in the ACC Tournament • Won UNC's 2022-23 Athletic Director's Scholar-Athlete Award for men's basketball • Made the ACC Academic Honor Roll and NABC Honors Court for outstanding grade point average • Inducted into Phi Beta Kappa in 2023.

## SOPHOMORE SEASON (2021-22)

Appeared in three games after joining the team as a former junior varsity player • Made the ACC Academic Honor Roll and NABC Honors Court.

## PREP

Attended Greensboro Day School and the N.C. School of Science and Math in Durham • Played for Coach Freddy Johnson at GDS and Levon Barnes at NCSSM • Played for club team the NC Spartans • Also competed for four years on his prep golf teams • Led GDS to the North Carolina Independent Schools 3-A state championship in 2017 • Averaged better than 16 points in each of his last three prep seasons.

## THE LANDRY FILE

- **Name:** Robert Morris Landry
- **Birthdate:** August 4, 2000
- **Birthplace:** Charlotte, N.C.
- **Parents:** Anne & Pearce Landry
- **Prep Coaches:** Freddy Johnson & Levon Barnes

## PERSONAL

Robert Morris Landry is the son of Anne and Pearce Landry • Born August 4, 2000, in Charlotte • Played on the UNC junior varsity team as a freshman in 2019-20 • His father played for the Tar Heels from 1993-95 and was captain of the 1995 Final Four team • Scholarship recipient in the Kenan-Flagler Business School • Earned a perfect score on the ACT • National Merit Award finalist • Took a gap semester in the spring of 2021 to gain experience in biotechnology • Double-majoring in business administration and chemistry (BS) with a biochemistry concentration • Enrolled in UNC's academic honors program.



Above photo by Anthony Sorbellini

Maggie Hobson

## LANDRY'S CAREER STATISTICS

YEAR	GP-GS	MIN	AVG	FGM-A	PCT	3FGM-A	PCT	FTM-A	PCT	OFF	DEF	REB	AVG	A	TO	B	S	PTS	AVG
2021-22	3-0	3	1.0	0-0	—	0-0	—	0-0	—	0	0	0	0.0	0	1	0	0	0	0.0
2022-23	3-0	3	1.0	0-1	.000	0-1	.000	0-0	—	0	0	0	0.0	0	0	0	0	0	0.0
<b>TOTAL</b>	<b>6-0</b>	<b>6</b>	<b>1.0</b>	<b>0-1</b>	<b>.000</b>	<b>0-1</b>	<b>.000</b>	<b>0-0</b>	<b>—</b>	<b>0</b>	<b>0</b>	<b>0</b>	<b>0.0</b>	<b>0</b>	<b>1</b>	<b>0</b>	<b>0</b>	<b>0</b>	<b>0.0</b>





# #14 Creighton Lebo

Senior • G • 6-1 • 180 • Greenville, N.C.

## JUNIOR SEASON (2022-23)

Saw action in three games.

## SOPHOMORE SEASON (2021-22)

Took part in five games as a sophomore.

## FRESHMAN SEASON (2020-21)

Played in seven games for the Tar Heels as a freshman walk-on • Hit three of four field goal attempts on the year and grabbed two rebounds.

## PREP

Graduated from the Greenfield School in Wilson, N.C., where he played two seasons for Coach Rob Salter • Same high school as former Tar Heel Coby White • Selected to play in the North Carolina Independent Schools All-Star Game • Averaged 17 points in leading Greenfield to the 2019 1-A NCISAA state championship • Also attended J.H. Rose High School in Greenville, N.C. • Member of the National Honor Society.

## THE LEBO FILE

- **Name:** Brian C. Lebo
- **Birthdate:** September 8, 2001
- **Birthplace:** Cookeville, Tenn.
- **Parents:** Jeff & Melissa Lebo
- **Prep Coach:** Rob Salter

## PERSONAL

Born Brian C. Lebo on Sept. 8, 2001, in Cookeville, Tenn. • Son of Jeff and Melissa Lebo • His dad is an assistant coach at Carolina who played for the Tar Heels from 1985-89 (totaling 1,567 points, 580 assists and 42.8 percent from three-point range, second best in UNC history) • Jeff also was a head coach for 20 seasons at Tennessee Tech, Chattanooga, Auburn and East Carolina • Exercise and sport science major in the sport administration program..

## Lebo's Career Highs

- **Points:** 2 four times
- **Rebounds:** 1 vs. Charleston (11/25/20), Notre Dame (3/10/21)
- **Assists:** 1 vs. The Citadel (12/13/22)



Above photo by Anthony Sorbellini

Peyton Williams

## LEBO'S CAREER STATISTICS

YEAR	GP-GS	MIN	AVG	FGM-A	PCT	3FGM-A	PCT	FTM-A	PCT	OFF	DEF	REB	AVG	A	TO	B	S	PTS	AVG
2020-21	7-0	10	1.5	3-4	.750	0-1	.000	0-0	-	1	1	2	0.3	0	1	0	0	6	0.9
2021-22	5-0	7	1.5	0-2	.000	0-1	.000	0-0	-	0	0	0	0.0	0	2	0	1	0	0.0
2022-23	3-0	3	1.0	0-1	.000	0-0	-	0-0	-	0	0	0	0.0	0	0	0	1	2	0.7
<b>TOTAL</b>	<b>15-0</b>	<b>20</b>	<b>1.5</b>	<b>3-7</b>	<b>.429</b>	<b>0-2</b>	<b>.000</b>	<b>0-0</b>	<b>-</b>	<b>1</b>	<b>1</b>	<b>2</b>	<b>0.1</b>	<b>0</b>	<b>3</b>	<b>0</b>	<b>2</b>	<b>8</b>	<b>0.5</b>





*H Ingram*

# #55 Harrison Ingram

Junior • F • 6-7 • 235 • Dallas, Texas

### CAREER

Played the past two seasons at Stanford, where he averaged 10.5 points, 6.2 rebounds and 3.4 assists in 65 games • Totaled 682 points, 405 rebounds and 218 assists • Was the 2022 Pac-12 Freshman of the Year • Made 62 starts for former UNC assistant coach Jerod Haase • Averaged 29.5 minutes • Scored in double figures 37 times, including his last 10 games, a stretch in which he averaged 12.7 points • Scored a career-high 24 points against Ole Miss on 11/24/2022 and had 21 in a win over fifth-ranked Southern California as a freshman • Made a career-high three three-pointers in both of his 20-point games • Six games (all his freshman season) with 10 or more rebounds and five double-doubles • Career-best 11 rebounds in his third college game vs. San Jose State • Handed out five or more assists 22 times, including nine at Oregon State on 2/12/2022.


### SOPHOMORE SEASON (2022-23)

Averaged 10.5 points and 5.8 rebounds, led Stanford and was eighth in the Pac-12 in assists with 3.7 per game • One of seven players in a major conference to

### THE INGRAM FILE

- **Name:** Harrison Claiborne Ingram
- **Birthdate:** Nov. 27, 2002
- **Birthplace:** Dallas, Texas
- **Parents:** Vera & Tyrous Ingram
- **Prep Coach:** Greg Guiler

average at least 10.5 points, 5.8 rebounds and 3.7 assists • One of only two players in the Pac-12 in the top 15 in rebounding and top 10 in assists • Was second on the team in scoring and rebounding • Scored in double figures 20 times, including 10 straight games in Pac-12 play to end the season • Had 76 assists and 39 turnovers in his last 17 games • Season-high and career-best 24 points vs. Ole Miss in Lake Buena Vista, Fla., when he was 6 for 12 from the floor, 3 for 5 from three and 9 for 10 from the free throw line • Totaled 12 points, nine rebounds and seven assists in the Cardinal's upset win over No. 4 Arizona.



Above photo by Maggie Hobson

Maggie Hobson

### INGRAM'S STATISTICS AT STANFORD

YEAR	GP-GS	MIN	AVG	FGM-A	PCT	3FGM-A	PCT	FTM-A	PCT	OFF	DEF	REB	AVG	A	TO	B	S	PTS	AVG
2021-22	32-30	995	31.1	119-307	.388	36-115	.313	63-95	.663	58	156	214	6.7	97	72	8	30	337	10.5
2022-23	33-32	920	27.9	124-304	.408	36-113	.319	61-102	.598	60	131	191	5.8	121	75	15	25	345	10.5
<b>Totals</b>	<b>65-62</b>	<b>1915</b>	<b>29.5</b>	<b>243-611</b>	<b>.398</b>	<b>72-228</b>	<b>.316</b>	<b>124-197</b>	<b>.629</b>	<b>118</b>	<b>287</b>	<b>405</b>	<b>6.2</b>	<b>218</b>	<b>147</b>	<b>23</b>	<b>55</b>	<b>682</b>	<b>10.5</b>



**HARRISON INGRAM**

**FRESHMAN SEASON  
(2021-22)**

The Pac-12 Freshman of the Year • Six-time Pac-12 Freshman of the Week, the second-most in league history • Made honorable mention all-conference • Stanford Athletic Board Awards Conference Athlete of the Year • First Cardinal to win Pac-12 Freshman-of-the-Year honors since Casey Jacobsen in 1999-2000 • Averaged 10.5 points, 6.7 rebounds and 3.0 assists • His 6.7 rebounds were the second-most ever per game by a Stanford freshman • One of two Pac-12 freshman to average double figures in scoring • Ranked in the top 10 in several categories by a Stanford freshman – second in rebound average, sixth in assists, ninth in three-pointers and steals and 10th in scoring • Season-high 21 points, one of 17 games in double figures, in a win over No. 5 USC • Career-high nine assists in a win at Oregon State • Had five double-doubles, including three in league play vs. USC, Arizona State and Washington • Scored with 0.7 seconds to play against Dartmouth to send the game to overtime, where Stanford won.

**PREP**

Played at St. Mark’s High School in Dallas • A McDonald’s All-America • Played for Team USA in the 2021 FIBA U-19 World Cup in Latvia, where the U.S. won the gold medal • Averaged 22 points, 13 rebounds and eight assists in a Covid-shortened senior season • Texas State Private School Player of the Year and MaxPreps second-team All-America as a junior when he averaged 20 points, 12 rebounds and seven assists • First-team all-area honoree after leading St. Mark’s to state and conference championships • Played AAU basketball with Southern Assault.

**PERSONAL**

Born Harrison Claiborne Ingram in Dallas, Texas, on Nov. 27, 2002 • Son of Vera and Tyrous Ingram • His brother, Will, played basketball at Middlebury from 2017-21 • Enjoys playing ping pong, chess and poker • Majoring in economics.



Maggie Hobson



Bob Drebin/ISI Photos



**HARRISON INGRAM**

Maggie Hobson



Bob Drebin/ISI Photos



**Harrison Ingram, Game-by-Game**

Stanford 2021-22	FG	3FG	FT	REB	PF	PTS	A	TO	B	S	MP
Tarleton State•	7-11	1-2	1-1	3-4-7	2	16	1	1	0	0	31
at Santa Clara•	5-13	3-7	6-7	3-3-6	1	19	2	2	1	0	29
San Jose State•	8-13	2-3	1-3	4-7-11	3	19	6	1	0	1	38
Valparaiso	0-3	0-2	4-4	0-2-2	1	4	5	0	0	2	19
at Baylor•	2-7	0-1	0-1	2-7-9	2	4	2	0	1	0	30
NC A&T•	4-9	0-1	6-7	5-5-10	0	14	3	2	1	2	27
at Colorado•	3-13	2-7	0-0	1-1-2	2	8	5	3	0	0	33
Oregon•	5-11	3-7	3-4	2-6-8	2	16	5	2	0	1	33
Dartmouth•	6-15	1-4	0-0	0-7-7	1	13	2	1	0	1	38
vs. Texas•	5-13	0-4	5-5	2-5-7	2	15	3	4	0	3	31
vs. Wyoming•	1-4	0-2	3-4	4-3-7	2	5	1	1	0	0	18
vs. Liberty•	4-8	1-2	4-7	2-5-7	3	13	2	5	0	1	32
USC•	6-11	3-5	6-7	5-5-10	2	21	2	0	0	1	33
at Washington State•	1-6	0-3	2-3	0-4-4	2	4	3	3	0	0	30
at Washington•	2-6	2-4	1-2	1-6-7	2	7	2	4	1	1	23
Arizona•	2-7	1-2	0-1	3-4-7	2	5	1	0	0	2	27
Arizona State•	3-7	2-3	5-10	6-4-10	1	13	3	4	0	0	34
at USC•	4-10	2-6	2-2	1-2-3	1	12	5	0	0	1	36
at UCLA•	2-7	1-3	0-0	0-5-5	1	5	0	4	0	0	29
California•	4-10	0-4	4-4	0-4-4	2	12	1	1	0	2	31
Washington State•	2-11	0-7	1-2	2-2-4	1	5	1	2	0	1	31
Washington•	7-13	2-5	1-1	1-9-10	2	17	2	2	0	0	29
UCLA•	7-13	1-3	2-6	3-5-8	1	17	2	4	2	1	35
at Oregon•	4-10	2-6	0-0	1-3-4	2	10	4	4	0	0	33
at Oregon State•	7-10	2-2	0-0	0-6-6	3	16	9	2	0	1	37
Utah•	2-5	1-3	0-0	0-7-7	0	5	6	3	0	1	33
Colorado	1-9	0-4	0-1	0-5-5	2	2	1	2	0	2	33
at California•	2-10	1-4	1-3	1-2-3	3	6	2	0	0	0	30
at Arizona•	2-12	0-3	0-2	1-8-9	3	4	5	2	0	0	31
at Arizona State•	2-10	1-2	3-4	4-5-9	2	8	4	7	1	3	33
vs. Aniz St• (Pac 12)	2-7	0-1	2-4	1-9-10	0	6	3	2	1	2	33
vs. Arizona•	7-13	2-3	0-0	0-6-6	1	16	4	4	0	1	35

Stanford 2022-23	FG	3FG	FT	REB	PF	PTS	A	TO	B	S	MP
Pacific•	2-6	1-4	2-4	2-4-6	2	7	6	4	1	0	31
vs. Wisconsin•	2-8	0-2	2-4	2-6-8	2	6	1	3	2	0	32
San Diego State•	4-9	1-3	2-2	0-4-4	2	11	2	3	0	0	32
Cal Poly•	2-6	1-2	0-0	1-3-4	3	5	8	1	0	1	20
vs. Ole Miss•	6-12	3-5	9-10	2-2-4	3	24	2	2	0	0	25
vs. Florida State•	3-11	0-4	4-7	1-5-6	2	10	0	4	1	0	25
vs. Memphis•	4-13	2-5	0-0	2-4-6	3	10	4	3	1	1	33
UCLA•	3-8	0-5	0-0	0-1-1	1	6	1	2	1	1	20
at Arizona State•	5-14	0-3	2-3	3-2-5	1	12	5	3	1	3	29
Green Bay•	3-6	1-2	0-0	0-1-1	2	7	0	1	1	0	18
vs. Texas•	2-6	1-2	0-1	2-4-6	2	5	4	2	1	0	29
vs. Loyola Chicago•	5-8	1-1	4-5	1-4-5	0	15	3	1	0	1	25
Colorado•	0-5	0-2	1-2	2-0-2	0	1	1	3	0	0	24
Utah•	4-11	1-3	0-3	2-5-7	2	9	5	0	0	1	30
at California	3-8	0-1	0-1	3-1-4	1	6	1	2	1	0	17
at Washington•	4-10	1-4	0-0	2-7-9	2	9	2	2	1	0	27
at Washington State•	6-13	2-6	0-0	3-6-9	1	14	6	2	0	1	35
Oregon State•	3-6	1-3	1-4	2-6-8	2	8	6	2	0	1	29
Oregon•	4-8	3-6	0-0	2-6-8	3	11	5	2	1	2	28
Chicago State•	4-5	1-2	6-10	1-6-7	3	15	3	2	0	1	26
California•	6-11	2-5	0-0	2-2-4	1	14	2	0	1	0	24
at Utah•	1-7	1-3	3-4	2-3-5	3	6	6	3	0	1	27
at Colorado•	2-9	0-4	3-6	0-5-5	2	7	4	2	1	0	29
Arizona State•	4-12	2-4	2-4	5-3-8	1	12	5	3	0	0	32
Arizona•	5-10	2-2	0-2	2-7-9	3	12	7	3	0	1	31
at UCLA•	6-12	0-2	1-2	1-6-7	3	13	5	2	0	0	28
at USC•	4-10	3-6	4-4	3-6-9	1	15	3	2	0	3	32
Washington State•	6-16	3-9	0-0	2-2-4	1	15	5	2	0	3	34
Washington•	3-7	1-4	4-8	2-4-6	2	11	6	3	1	1	29
at Oregon State•	4-8	1-3	2-3	3-5-8	1	11	3	1	0	1	24
at Oregon•	4-11	0-2	3-4	3-5-8	2	11	4	5	0	0	30
vs. Utah• (Pac 12)	6-10	0-1	3-5	0-6-6	3	15	1	1	0	1	30
vs. Arizona•	4-8	1-3	3-4	2-0-2	3	12	5	4	0	1	35

**Ingram's Career Highs (set playing for Stanford)**

- **Points:** 24 vs. Ole Miss (11/24/22)
- **Field Goals:** 8 vs. San Jose State (11/15/21)
- **Three-Pointers:** 3 seven times
- **Free Throws:** 9 vs. Ole Miss (11/24/22)
- **Offensive Rebounds:** 6 vs.

- Arizona State (1/22/22)
- **Rebounds:** 11 vs. San Jose State (11/15/21)
- **Assists:** 9 at Oregon State (2/12/22)
- **Turnovers:** 7 at Arizona State (3/5/22)
- **Blocks:** 2 vs. UCLA (2/8/22), vs. Wisconsin (11/11/22)
- **Steals:** 3 five times





# #32 James Okonkwo

Junior • F • 6-8 • 240 • Maidenhead, England

Is the third Tar Heel men's basketball player from England, joining London's Steve Bucknall, who played for Carolina from 1985-89, and Durham's Neil Fingleton, a Tar Heel in 2001-02 • Transferred to UNC after two seasons at West Virginia.

### AT WEST VIRGINIA (2021-22 & 2022-23)

Played in 34 games over the past two seasons for the Mountaineers • Led West Virginia in blocked shot (22) and was second in field goal percentage (57.4%) in 11 minutes per game last season • Had career highs with 10 points and 10 rebounds vs. Oklahoma and also grabbed 10 rebounds against Texas Tech • Grabbed five or more rebounds 10 times and blocked multiple shots five times with a high of three against Iowa State • Also grabbed nine rebounds in that game against Iowa State • Played double-digit minutes 19 times and averaged 2.3 points and 3.0 rebounds as a sophomore • Had five points and six points vs. Kansas in the Big 12 Championship • Was a member of the Big 12 Honor Roll and was on the Big 12's Academic Rookie team in 2022.

### THE OKONKWO FILE

- **Name:** James Uchenna Okonkwo
- **Birthdate:** October 1, 2003
- **Birthplace:** United Kingdom
- **Parents:** Cyril & Sharon Okonkwo
- **Prep Coach:** Justin Dempsey

### PERSONAL

James Uchenna Okonkwo is the son of Cyril and Sharon Okonkwo • Born October 1, 2003 in the United Kingdom • Majoring in communication studies • Played for Great Britain's U20 team in the 2023 Division B European Championships in Macedonia • Led Great Britain in scoring (12.1 ppg), rebounding (9.9 rpg) and blocked shots (2.1 bpg) in seven games • Graduated from Furze Platt Senior School in Maidenhead, England • Played for Coach Justin Dempsey • Came to the U.S. in the summer of 2020 • Attended Beckley Prep IJN in Beckley, W.Va. • Outstanding tennis player as a youth • Played eight years of competitive tennis and three years of soccer • His older brother, Oliver, plays tennis at Illinois • His younger brother, Alexander, plays tennis at Tulsa.



Above photo by Maggie Hobson

Maggie Hobson

### OKONKWO'S' STATS AT WEST VIRGINIA

YEAR	GP-GS	MIN	AVG	FGM-A	PCT	3FGM-A	PCT	FTM-A	PCT	OFF	DEF	REB	AVG	A	TO	B	S	PTS	AVG
2021-22	3-0	11	3.7	1-3	.333	0-0	—	0-0	—	0	2	2	0.7	0	0	1	0	2	0.7
2022-23	31-0	340	11.0	27-47	.574	0-6	.000	23-38	.605	32	68	100	3.2	5	13	22	2	77	2.5
<b>Totals</b>	<b>34-0</b>	<b>351</b>	<b>10.3</b>	<b>28-50</b>	<b>.560</b>	<b>0-6</b>	<b>.000</b>	<b>23-38</b>	<b>.605</b>	<b>32</b>	<b>70</b>	<b>102</b>	<b>3.0</b>	<b>5</b>	<b>13</b>	<b>23</b>	<b>2</b>	<b>79</b>	<b>2.3</b>



**JAMES OKONKWO**

**Okonkwo's Career Highs  
(set playing for West Virginia)**

• **Points:** 10 vs. Oklahoma (2/4/23)

**Field Goals:** 3 vs. Texas (1/21/23), Oklahoma (2/4/23)

**Free Throws:** 4 three times

**Offensive Rebounds:** 6 vs. Oklahoma (2/4/23)

**Rebounds:** 10 at Texas Tech (1/25/23), vs. Oklahoma (2/4/23),

**Assists:** 2 vs. Maryland (3/16/23)

**Turnovers:** 2 vs. Oklahoma (2/4/23), at Baylor (2/13/23)

**Blocks:** 3 vs. Iowa State (2/8/23)

**Steals:** 1 at Texas Tech (1/25/23), at TCU (1/31/23)



Maggie Hobson

James Okonkwo, Game-by-Game											
WVU 2021-22	FG	3FG	FT	REB	PF	PTS	A	TO	B	S	MP
Radford (12/4)	1-2	0-0	0-0	0-2-2	0	2	0	0	0	0	5
Kent State (12/12)	0-1	0-0	0-0	0-0-0	0	0	0	0	0	0	2
Texas Tech (2/5)	0-0	0-0	0-0	0-0-0	0	0	0	0	1	0	4
WVU 2022-23	FG	3FG	FT	REB	PF	PTS	A	TO	B	S	MP
Mount St. Mary's	1-1	0-0	0-0	2-3-5	0	2	0	0	0	0	15
at Pittsburgh	1-3	0-0	0-0	0-2-2	3	2	0	1	1	0	9
Morehead State				DNP							
Penn	2-5	0-2	0-0	1-4-5	3	4	0	0	1	0	15
vs. Purdue	1-3	0-2	0-0	0-3-3	0	2	0	0	0	0	15
vs. Portland State	0-0	0-0	0-0	0-1-1	0	0	0	0	0	0	8
vs. Florida	1-2	0-0	0-0	1-1-2	3	2	0	0	0	0	10
at Xavier	0-0	0-0	0-0	0-1-1	2	0	0	0	0	0	5
Navy	1-1	0-0	0-0	0-0-0	0	2	0	1	0	0	5
UAB	1-1	0-0	1-3	0-1-1	1	3	0	1	1	0	10
Buffalo	0-0	0-0	0-0	0-0-0	0	0	0	0	0	0	2
Stony Brook	1-1	0-0	0-0	0-0-0	2	2	0	0	0	0	5
at Kansas State				DNP							
at Oklahoma State	0-0	0-0	0-0	0-0-0	0	0	0	0	0	0	2
Kansas	1-1	0-0	2-5	1-5-6	2	4	0	0	2	0	19
Baylor	1-1	0-0	0-1	0-1-1	0	2	0	0	0	0	6
at Oklahoma				DNP							
TCU	0-0	0-0	0-0	0-0-0	1	0	0	0	0	0	2
Texas	3-3	0-0	0-1	2-2-4	0	6	0	0	1	0	14
at Texas Tech	1-2	0-0	3-3	3-7-10	3	5	0	1	2	1	22
Auburn	1-1	0-0	4-5	0-4-4	2	6	1	0	2	0	15
at TCU	0-1	0-0	1-2	0-2-2	0	1	0	0	1	1	9
Oklahoma	3-4	0-0	4-4	6-4-10	3	10	1	2	1	0	14
Iowa State	0-1	0-0	4-6	2-7-9	1	4	0	0	3	0	14
at Texas	1-4	0-1	0-0	2-1-3	2	2	0	1	1	0	16
at Baylor	2-2	0-0	0-0	1-0-1	1	4	0	2	0	0	10
Texas Tech	2-2	0-0	1-2	1-3-4	1	5	0	0	0	0	19
Oklahoma State	1-3	0-0	0-0	2-3-5	5	2	0	1	1	0	11
at Kansas	0-0	0-0	1-2	1-1-2	0	1	0	0	0	0	12
at Iowa State	0-0	0-0	0-0	1-0-1	1	0	0	0	0	0	1
Kansas State	0-1	0-0	0-0	0-1-1	0	0	0	1	0	0	8
vs. Texas Tech (Big 12)	0-1	0-1	1-2	4-1-5	1	1	0	1	1	0	12
vs. Kansas	2-2	0-0	1-2	0-6-6	1	5	1	0	1	0	21
vs. Maryland (NCAA)	0-1	0-0	0-0	2-4-6	4	0	2	1	1	0	14



Corbin Mills





# #7 Seth Trimble

Sophomore • G • 6-3 • 195 • Menomonee Falls, Wisc.

*Handwritten signature: Seth #7*

### FRESHMAN SEASON (2022-23)

Averaged 1.8 points and 0.6 assists in 9.8 minutes per game • Played in all 33 games • Season-highs included 11 points in the home win over Wake Forest and five assists vs. The Citadel • Scored 50 of his 58 points in the first 17 games • Made two field goals and scored four points vs. Boston College in the ACC Tournament • Scored four points at Wake Forest, his first points since January 10 at Virginia and his first field goals since January 7 vs. Notre Dame • Played 12 minutes in Winston-Salem on February 7, his longest stint since he played 16 at Virginia • Made his first college start vs. Notre Dame • Played the second-most minutes among the non-starters • Played 20 or more minutes four times with highs of 23 vs. Notre Dame and 22 vs. Wake Forest.

Was a plus 7 in minutes at Florida State, his best since he was plus 7 vs. Notre Dame on January 7 • Four assists and two blocks in his first start on January 7 vs. Notre Dame • Played outstanding defense, scored a season-high 11 points (eight in the second half) and was a game-high plus 16 in the win over Wake Forest, when he went 4 for 4 from the floor • On

**THE TRIMBLE FILE**

- **Name:** Seth Louis Trimble
- **Birthdate:** August 9, 2004
- **Birthplace:** Wauwatosa, Wisc.
- **Parents:** Laurence & Trevor Trimble
- **Prep Coach:** Jason Hallenbeck

the floor for the final 14:09, when Carolina out-scored Wake Forest by 13 points • Scored to give UNC the lead for good at 65-64 then grabbed an offensive rebound and scored inside to extend the lead to 72-67 • Blocked two Wake Forest shots • Was a plus 4 in 18 minutes against Michigan • Season-high five assists and two steals vs. The Citadel • Three assists and season-best plus 15 against Georgia Tech • Led a 17-5 run over the final 5:39 in the first half vs. the Yellow Jackets • Played a season-high 23 minutes and sparked UNC's second-half comeback at Virginia Tech, when the Tar Heels cut the Hokies' lead from 18 to three • Scored a season-high six points in Blacksburg and had a block and steal • UNC was a plus 2 in his nine minutes on the court at Indiana • Forced a turnover with three seconds to play that gave UNC a final possession and a chance to win in the third overtime against Alabama • Made his first three, scored five points and was plus-8 vs. JMU • Scored four



Above photo by Jeffrey Camarati

Peyton Williams

### TRIMBLE'S CAREER STATISTICS

YEAR	GP-GS	MIN	AVG	FGM-A	PCT	3FGM-A	PCT	FTM-A	PCT	OFF	DEF	REB	AVG	A	TO	B	S	PTS	AVG
2022-23	33-2	322	9.8	20-44	.455	1-6	.167	17-31	.548	3	24	27	0.8	21	20	9	6	58	1.8



**SETH TRIMBLE**

UNC Athletic Communications



UNC Athletic Communications



Seth Trimble, Game-by-Game											
2022-23	FG	3FG	FT	REB	PF	PTS	A	TO	B	S	MP
UNCW	1-3	0-0	2-3	0-0-0	3	4	0	0	1	0	15
Charleston	2-2	0-0	0-0	0-0-0	3	4	0	0	0	0	11
Gardner-Webb	1-3	0-0	1-2	0-1-1	1	3	0	0	0	0	15
James Madison	2-4	1-1	0-1	0-1-1	3	5	0	1	0	1	12
vs. Portland	0-0	0-0	0-0	0-0-0	1	0	1	1	0	0	5
vs. Iowa State	0-1	0-0	2-2	0-1-1	1	2	0	1	0	0	13
vs. Alabama	0-0	0-0	0-1	0-1-1	0	0	0	0	0	0	7
at Indiana	1-1	0-0	1-2	0-1-1	1	3	0	1	0	0	9
at Virginia Tech	3-3	0-0	0-0	1-2-3	1	6	1	0	1	1	23
Georgia Tech	1-5	0-1	2-2	0-2-2	1	4	3	0	0	1	15
The Citadel	0-5	0-1	2-2	0-3-3	1	2	5	1	1	2	21
vs. Ohio State	0-0	0-0	0-0	0-0-0	0	0	1	2	0	0	11
vs. Michigan	0-1	0-1	1-2	0-0-0	2	1	0	1	0	0	18
at Pittsburgh	0-0	0-0	0-0	0-0-0	0	0	1	0	0	0	5
Wake Forest	4-4	0-0	3-4	1-1-2	3	11	0	1	2	0	22
Notre Dame*	1-2	0-1	1-4	0-3-3	2	3	4	2	2	0	23
at Virginia	0-2	0-0	2-2	1-0-1	3	2	1	0	0	0	16
at Louisville	0-0	0-0	0-0	0-0-0	3	0	1	1	0	0	11
Boston College	0-0	0-0	0-0	0-0-0	0	0	0	1	0	0	3
NC State	0-0	0-0	0-0	0-0-0	1	0	0	1	0	0	4
at Syracuse	0-0	0-0	0-2	0-1-1	0	0	0	0	0	0	4
Pittsburgh	0-0	0-0	0-0	0-0-0	1	0	0	0	0	0	5
at Duke	0-0	0-0	0-0	0-2-2	0	0	0	1	0	0	4
at Wake Forest	2-3	0-0	0-0	0-1-1	5	4	0	0	1	0	12
Clemson	0-0	0-0	0-0	0-0-0	0	0	1	0	0	0	6
Miami	0-1	0-0	0-0	0-1-1	0	0	0	1	0	0	4
at NC State	0-1	0-1	0-0	0-1-1	0	0	0	1	0	0	6
at Notre Dame	0-0	0-0	0-0	0-0-0	2	0	0	0	0	0	4
Virginia	0-1	0-0	0-0	0-1-1	1	0	0	0	0	0	3
at Florida State	0-0	0-0	0-2	0-0-0	1	0	1	2	0	1	9
Duke	0-0	0-0	0-0	0-0-0	0	0	0	1	0	0	1
vs. BC (ACC)	2-2	0-0	0-0	0-1-1	1	4	1	0	0	0	5
vs. Virginia	0-0	0-0	0-0	0-0-0	0	0	0	0	0	0	0+

points in 14 minutes in his college debut vs. UNCW.

**PREP**

Played for Coach Brian Hallenbeck at Menomonee Falls High School • Scored more than 2,000 career points • Gatorade Player of the Year and Mr. Basketball in Wisconsin in 2022, when he led Menomonee Falls to a 25-4 record and the Division I sectional finals • Averaged 27.1 points, 7.4 rebounds, 4.4 assists and 2.3 steals as a senior • Greater Metro Conference Player of the Year in 2022 and was a two-time first-team All-Greater Metro Conference honoree • Averaged 23.3 points and 3.5 assists as a junior and 20 points and 3.2 assists as a sophomore • Scored a career high 45 points as a junior in a win over Whitnall • Competed in the 2022 National High School Slam Dunk Contest.

Won a gold medal with Team USA's U18 Men's National Team in the 2022 FIBA U18 Americas Championship, which was played in Mexico • Averaged 9.7 points, 2.7 rebounds and 2.5 assists in the six games, all wins • Scored 16 points against Argentina in the semifinals and had six points, four assists and

**Trimble's Career Highs**

- **Points:** 11 vs. Wake Forest (1/4/23)
- **Field Goals:** 4 vs. Wake Forest (1/4/23)
- **Three-Pointers:** 1 vs. James Madison (11/20/22)
- **Free Throws:** 3 vs. Wake Forest (1/4/23)
- **Offensive Rebounds:** 1 three times
- **Rebounds:** 3 three times
- **Assists:** 5 vs. The Citadel (12/13/22)
- **Turnovers:** 2 vs. Ohio State (12/17/22), Notre Dame (1/7/23)
- **Blocks:** 2 vs. Wake Forest (1/4/23), Notre Dame (1/7/23)
- **Steals:** 2 vs. The Citadel (12/13/22)

two steals in the gold medal game vs. Brazil • Led the tournament in free throw percentage, converting 15 of 18 (.833)

**PERSONAL**

Born Seth Louis Trimble on Aug. 9, 2004, in Wauwatosa, Wis. • Son of Laurence and Trevor Trimble • His brother, J.P. Tokoto, played at Carolina from 2012-15 • Played soccer through eighth grade • Made the honor roll three times • Exercise and Sport Science major in the Sport Administration program.





# #13 Jalen Washington

Sophomore • F • 6-10 • 230 • Gary, Ind. • Exercise and Sport Science Major

## FRESHMAN SEASON (2022-23)

Averaged 2.2 points and 1.4 rebounds in 20 games • Grabbed three rebounds in the win over Virginia • Two field goals (first multi-FG game in seven games) vs. Clemson • Made all four of his free throws at Louisville and was a plus 18 in 19 minutes vs. the Cards • Breakout game at Virginia when he scored 13 points and grabbed six rebounds in 27 minutes • Pressed into extended minutes after Armando Bacot injured his ankle less than two minutes into the game with Pete Nance already out with a strained back • Scored 12 first-half points as Carolina built a 29-27 lead • Came into the game having played 19 minutes total in his previous six games • Three rebounds in home win over Notre Dame • Six points in six minutes vs. The Citadel • Made his collegiate debut and scored his first two points on 12/10 vs. Georgia Tech.

## PREP

Played for coaches Chris Buggs and Sean Smith at Gary West Side Leadership Academy • Did not play his senior season due to a knee injury • 2022 Indiana All-Star • First-team all-state and all-conference as a junior when

## THE WASHINGTON FILE

- **Name:** Jalen Cantrell Washington
- **Birthdate:** Feb. 21, 2004
- **Birthplace:** Hobart, Ind.
- **Parents:** Jada Sterling & Jimmie Washington Sr.
- **Prep Coach:** Christopher L. Buggs

he averaged 12.5 points, seven rebounds, three assists and three blocks • Led Gary West Side to the state semifinals • NBPA Camp invitee • Trained with the 2022 USA Junior National Team.

## PERSONAL

Born Jalen Cantrell Washington on Feb. 21, 2004, in Hobart, Ind. • Son of Joda Sterling and Jimmy Washington Sr. • Has seven-foot, four-inch wingspan • Ranked No. 2 academically in his senior class and was a member of the Indiana Academic All-State team • Member of the National Honor Society • Played AAU for Meanstreets • Played the cello and piano from second to seventh grade • His older brother, Jimmie, plays basketball at IU-Northwest • Exercise and Sport Science major in the Sport Administration program.



Above background photo by Jeffrey Camarati

Maggie Hobson

## WASHINGTON'S CAREER STATISTICS

YEAR	GP-GS	MIN	AVG	FGM-A	PCT	3FGM-A	PCT	FTM-A	PCT	OFF DEF	REB	AVG	A	T	B	S	PTS	AVG	
2022-23	20-0	113	5.7	16-35	.457	0-7	.000	11-17	.647	3	24	27	1.4	2	7	1	1	43	2.2



**JALEN WASHINGTON**

Maggie Hobson



2022-23		<i>Jalen Washington, Game-by-Game</i>										
	FG	3FG	FT	REB	PF	PTS	A	TO	B	S	MP	
first nine games	DNP – right knee											
Georgia Tech	1-1	0-0	0-0	0-0-0	0	2	0	0	0	0	2	
The Citadel	2-4	0-0	2-3	0-0-0	1	6	0	0	0	0	6	
vs. Ohio State	0-0	0-0	0-0	0-0-0	0	0	0	0	0	0	0+	
vs. Michigan	0-0	0-0	1-2	0-1-1	1	1	0	0	0	0	1	
at Pittsburgh	DNP											
Wake Forest	1-3	0-1	0-0	1-1-2	3	2	0	0	0	0	4	
Notre Dame	1-2	0-0	0-0	1-2-3	1	2	0	2	0	0	6	
at Virginia	5-11	0-2	3-6	1-5-6	1	13	0	1	1	0	27	
at Louisville	1-2	0-0	4-4	0-3-3	4	6	0	2	0	1	19	
Boston College	DNP - sprained right ankle											
NC State	0-1	0-0	1-2	0-0-0	0	1	1	0	0	0	5	
at Syracuse	1-1	0-0	0-0	0-2-2	0	2	0	0	0	0	5	
Pittsburgh	0-0	0-0	0-0	0-0-0	0	0	0	0	0	0	3	
at Duke	1-2	0-1	0-0	0-0-0	1	2	0	0	0	0	4	
at Wake Forest	1-2	0-1	0-0	0-1-1	0	2	0	1	0	0	6	
Clemson	2-4	0-1	0-0	0-1-1	1	4	0	0	0	0	8	
Miami	0-0	0-0	0-0	0-1-1	0	0	0	0	0	0	2	
at NC State	DNP											
at Notre Dame	0-1	0-0	0-0	0-0-0	0	0	0	0	0	0	1	
Virginia	0-0	0-0	0-0	0-3-3	0	0	0	1	0	0	4	
at Florida State	0-1	0-1	0-0	0-2-2	1	0	1	0	0	0	4	
Duke	0-0	0-0	0-0	0-0-0	1	0	0	0	0	0	1	
vs. BC (ACC)	0-0	0-0	0-0	0-2-2	1	0	0	0	0	0	4	
vs. Virginia	DNP											

Jack Morin



**Washington's Career Highs**

- **Points:** 13 at Virginia (1/10/23)
- **Field Goals:** 5 at Virginia (1/10/23)
- **Free Throws:** 4 at Louisville (1/14/23)
- **Offensive Rebounds:** 1 three times
- **Rebounds:** 6 at Virginia (1/10/23)
- **Assists:** 1 vs. NC State (1/21/23), at Florida State (2/27/23)
- **Turnovers:** 2 vs. Notre Dame (1/7/23), at Louisville (1/14/23)
- **Blocks:** 1 at Virginia (1/10/23)
- **Steals:** 1 at Louisville (1/14/23)

Jack Morin







# #2 Elliot Cadeau

Freshman • G • 6-1 • 180 • West Orange, N.J.

## PREP

Came to UNC after his junior year of high school at the Link Academy in Branson, Mo., where he played for Coach Bill Armstrong • Link won the GEICO Nationals championship in Ft. Myers, Fla., behind his tournament-record 29 assists in three games • Played UNC teammate Zayden High's team in the finals • Second-team Max Preps All-America in 2023 after averaging 10.9 points and 7.6 assists in leading Link to a 27-1 record • Scored 16 points in the finals as Link won the Bass Pro Shops Tournament of Champions in Springfield, Mo. • Previously attended Bergen Catholic High School in Oradell, N.J. • Did not play his sophomore year of high school due to an ankle injury • Played for New Heights (N.Y.) Lightning and averaged 15.7 points and 9.3 assists over the 17-game 2023 EYBL schedule • Was the offensive MVP in Dallas in the third EYBL session • Made the EYBL All-Underclassmen team in 2021 and the EYBL third team in 2022 • 2020 Max Preps Freshman All-America • Plays for Sweden's national team • Was promoted to the senior team late in 2021 and made his debut vs. in 2023 vs. Germany in a World Cup qualifier • Won gold medals with the Swedish U-16 national team in the 2020 Baltic Sea Basketball Cup in Estonia, in 2021 at the U-18 Nordic Championship and in



## THE CADEAU FILE

- **Name:** Elliot Valentin Cadeau
- **Birthdate:** September 4, 2004
- **Birthplace:** Brooklyn, N.Y.
- **Parents:** James & Michelle Cadeau
- **Prep Coach:** Bill Armstrong

2022 at the FIBA U-18 European Championship B Division in Romania, where he scored 36 points in the championship game • In 2022, he scored 40 points in a game and was the MVP at the U-18 Nordic Championship, where Sweden placed fourth.

## PERSONAL

Born Sept. 4, 2004, in Brooklyn, N.Y. • Son of James and Michelle Cadeau • His brother, Justin, plays tennis at Howard.



Above background photo by Jeffrey Camaratti

Maggie Hobson





# #1 Zayden High

Freshman • F • 6-9 • 225 • Rockwell, Texas

### PREP

Played his senior year of high school at Arizona Compass Prep in Chandler, Ariz., where he played for head coach Ed Gipson, and helped lead them to a 19-9 record • Compass advanced to the finals of the GEICO National Championships in Ft. Myers, Fla. • Most Valuable Player in the 2023 Hoop Hall Classic after Compass defeated Oak Hill Academy • Averaged 17.1 points and 9.2 rebounds over three seasons at Smithson Valley High School in Spring Beach, Texas • Averaged 21.0 points and 12.3 rebounds as a


### THE HIGH FILE

- **Name:** Michael Zayden High
- **Birthdate:** March 26, 2004
- **Birthplace:** Amarillo, Texas
- **Parents:** Mike & Tawney High
- **Prep Coach:** Ed Gipson

junior at Smithson Valley • Played for JL3 Elite in the Nike EYBL.

### PERSONAL

Born Michael Zayden High on 3/26/2004, in Amarillo, Texas • Son of Mike and Tawney High • His sister, Zailey, is an elite-level high school volleyball player.



Above photo by Maggie Hobson

Maggie Hobson

Maggie Hobson



## TAR HEEL PLAYER CAREER HIGHS ENTERING 2023-24

**3 – CORMAC RYAN**

(set playing for Notre Dame or Stanford)

**Points:** Notre Dame– 29 vs. Alabama (3/18/22)  
**Field Goals:** ND– 10 at Duke (2/9/21), vs. Alabama (3/18/22)  
**Three-Pointers:** ND– 7 vs. Alabama (3/18/22)  
**Free Throws:** ND– 8 vs. Virginia Tech (3/10/22)  
**Offensive Rebounds:** ND– 5 vs. NC State (3/3/21)  
**Rebounds:** ND– 10 vs. Georgia Tech (2/26/22)  
**Assists:** ND– 8 vs. Louisville (1/28/23)  
**Turnovers:** Stanford– 6 vs. Washington (3/3/19)  
**Blocks:** ND– 3 vs. Western Michigan (12/20/21)  
**Steals:** ND– 4 vs. Boston University (12/7/22), at Wake Forest (2/25/23)

**4 – RJ DAVIS**

**Points:** 30 vs. Baylor (3/19/22)  
**Field Goals:** 9 four times (latest: 2/13/23 vs. Miami)  
**Three-Pointers:** 6 vs. Brown (11/12/21)  
**Free Throws:** 14 vs. NC State (1/21/23)  
**Offensive Rebounds:** 6 vs. Kansas (4/4/22)  
**Rebounds:** 12 vs. Kansas (4/4/22)  
**Assists:** 12 vs. Marquette (3/17/22)  
**Turnovers:** 5 vs. Florida State (2/27/21)  
**Blocks:** 2 vs. Florida State (2/12/22)  
**Steals:** 4 vs. Pittsburgh (2/16/22), Saint Peter's (3/27/22)

**5 – ARMANDO BACOT**

**Points:** 29 vs. Virginia (1/8/22), Georgia Tech (1/15/22)  
**Field Goals:** 12 vs. Virginia (1/8/22)  
**Three-Pointers:** 1 at Boston College (1/2/22)  
**Free Throws:** 9 six times (latest: vs. Duke, 3/4/23)  
**Offensive Rebounds:** 9 vs. Virginia (1/8/22), Syracuse (2/28/22)  
**Rebounds:** 23 vs. James Madison (11/20/22)  
**Assists:** 7 vs. Miami (1/25/20)  
**Turnovers:** 6 vs. Alabama (11/27/22)  
**Blocks:** 6 vs. Oregon (11/29/19), at Charleston (11/16/21), vs. NC State (1/29/22)  
**Steals:** 4 vs. Elon (12/11/21)

**7 – SETH TRIMBLE**

**Points:** 11 vs. Wake Forest (1/4/23)  
**Field Goals:** 4 vs. Wake Forest (1/4/23)  
**Three-Pointers:** 1 vs. James Madison (11/20/22)  
**Free Throws:** 3 vs. Wake Forest (1/4/23)  
**Offensive Rebounds:** 1 at Virginia Tech (12/4/22), vs. Wake Forest (1/4/23), at Virginia (1/10/23)  
**Rebounds:** 3 at Virginia Tech (12/4/22), vs. The Citadel (12/13/22), vs. Notre Dame (1/7/23)  
**Assists:** 5 vs. The Citadel (12/13/22)  
**Turnovers:** 2 vs. Ohio State (12/17/22), Notre Dame (1/7/23)  
**Blocks:** 2 vs. Wake Forest (1/4/23), Notre Dame (1/7/23)  
**Steals:** 2 vs. The Citadel (12/13/22)

**8 – PAXSON WOJCIK**

(set playing for Brown)

**Points:** 25 vs. Yale (3/4/23)  
**Field Goals:** 9 vs. Yale (3/4/23)  
**Three-Pointers:** 5 vs. UMass-Lowell (11/23/22)  
**Free Throws:** 9 at Penn (2/18/23)  
**Offensive Rebounds:** 3 at Michigan State (12/10/22)  
**Rebounds:** 13 at Michigan State (12/10/22)  
**Assists:** 6 four times (latest: 2/11/23 vs. Cornell)  
**Turnovers:** 4 four times (latest: 1/28/23 at Cornell)  
**Blocks:** 1 four times (latest: 1/28/23 at Cornell)  
**Steals:** 4 at UMass-Lowell (12/1/21)

**13 – JALEN WASHINGTON**

**Points:** 13 at Virginia (1/10/23)  
**Field Goals:** 5 at Virginia (1/10/23)  
**Free Throws:** 4 at Louisville (1/14/23)  
**Offensive Rebounds:** 1 three times  
**Rebounds:** 6 at Virginia (1/10/23)  
**Assists:** 1 vs. NC State (1/21/23), at Florida State (2/27/23)  
**Turnovers:** 2 vs. Notre Dame (1/7/23), at Louisville (1/14/23)  
**Blocks:** 1 at Virginia (1/10/23)  
**Steals:** 1 at Louisville (1/14/23)

**14 – CREIGHTON LEBO**

**Points:** 2 four times (latest: 2/13/21 at Virginia)  
**Rebounds:** 1 vs. Charleston (11/25/20), Notre Dame (3/10/21)  
**Assists:** 1 vs. The Citadel (12/13/22)

**24 – JAE'LYN WITHERS**

(set playing for Louisville)

**Points:** 20 vs. Prairie View (11/29/20), at Notre Dame (2/9/22)  
**Field Goals:** 9 at Notre Dame (2/9/22)  
**Three-Pointers:** 4 at Miami (2/11/23), vs. Georgia Tech (2/1/23), vs. Florida State (2/4/23)  
**Free Throws:** 7 vs. Georgia Tech (2/1/23)  
**Offensive Rebounds:** 6 at UNC (2/20/21)  
**Rebounds:** 13 vs. Notre Dame (2/23/21), vs. Georgia Tech (2/1/23)  
**Assists:** 3 four times (latest: 2/25/23 at Georgia Tech)  
**Turnovers:** 5 vs. Texas Tech (11/22/22)  
**Blocks:** 2 five times (latest: 11/27/21 vs. Maryland)  
**Steals:** 5 vs. Wright State (11/12/22)

**32 – JAMES OKONKWO**

(set playing for West Virginia)

**Points:** 10 vs. Oklahoma (2/4/23)  
**Field Goals:** 3 vs. Texas (1/21/23), Oklahoma (2/4/23)  
**Free Throws:** 4 vs. Auburn (1/28/23), Oklahoma (2/4/23), Iowa State (2/28/23),  
**Offensive Rebounds:** 6 vs. Oklahoma (2/4/23)  
**Rebounds:** 10 at Texas Tech (1/25/23), vs. Oklahoma (2/4/23),  
**Assists:** 2 vs. Maryland (3/16/23)  
**Turnovers:** 2 vs. Oklahoma (2/4/23), at Baylor (2/13/23)  
**Blocks:** 3 vs. Iowa State (2/8/23)  
**Steals:** 1 at Texas Tech (1/25/23), at TCU (1/31/23)

**34 – DUWE FARRIS**

**Points:** 2 vs. Elon (12/11/21), NC State (1/29/22)  
**Rebounds:** 1 five times

**55 – HARRISON INGRAM**

(set playing for Stanford)

**Points:** 24 vs. Ole Miss (11/24/22)  
**Field Goals:** 8 vs. San Jose State (11/15/21)  
**Three-Pointers:** 3 seven times (latest: 11/24/22 vs. Ole Miss)  
**Free Throws:** 9 vs. Ole Miss (11/24/22)  
**Offensive Rebounds:** 6 vs. Arizona State (1/22/22)  
**Rebounds:** 11 vs. San Jose State (11/15/21)  
**Assists:** 9 at Oregon State (2/12/22)  
**Turnovers:** 7 at Arizona State (3/5/22)  
**Blocks:** 2 vs. UCLA (2/8/22), vs. Wisconsin (11/11/22)  
**Steals:** 3 five times (latest: 3/5/22 at Arizona State)



Armando Bacot



RJ Davis



Seth Trimble





# Hubert Davis



Head Coach • 12th Year at Carolina • Third as Head Coach

Hubert Davis is in his third season as head coach at his alma mater and his 12th season on the Tar Heel coaching staff.

Davis, 53 (turns 54 on May 17, 2024), led the Tar Heels to the 2022 NCAA East Regional championship, a win over Duke in a historic Final Four matchup and a berth in the national championship game in his first season as a head coach. The 1992 graduate of the University of North Carolina received two National Coach-of-the-Year awards as UNC won 17 of its last 21 games and came within a few possessions of securing the program's seventh NCAA Tournament title.

Last season Davis joined Ben Carnevale and Bill Guthridge as the only Tar Heel head coaches to win 20 or more games in each of their first two seasons. He has compiled a 49-23 record in two seasons, including 26-14 in regular-season ACC play.

Davis was named the 20th head coach of the UNC men's basketball program on April 5, 2021. He became the fourth former Tar Heel player to become UNC's head coach and the first Black head coach in Carolina men's basketball history.

Davis played for Dean Smith at Carolina from 1988-92 and was an

assistant coach on Roy Williams' staff from 2012-21. He played a key role coaching, recruiting and scouting and was the head coach of the UNC junior varsity program for six seasons from 2013-19.

"I said (to Coach Davis) keep what's good but don't get stuck," UNC Director of Athletics Bubba Cunningham told the media at the 2022 Final Four. "Change what needs to be changed to be modern and current. And I think that's what Hubert brings — a current mentality to the historical tradition and success that we've had."

Davis led the Tar Heels to a 29-10 record in his rookie season as head coach. UNC went 15-5 in the ACC to tie Notre Dame for second place, just a game out of first. The Tar Heels went 7-3 on the road in league play, including five straight victories at Clemson, Louisville, Virginia Tech, NC State and fourth-ranked Duke when UNC won 11 of 13 games to conclude the regular season.

The 29 wins were the second most by an individual in his first season as Carolina's head coach and equaled the 10th most in NCAA history for a first-year head coach.

The Tar Heels closed the regular season scoring 55 second-half points in a 94-81 win at Duke in

Mike Krzyzewski's final game at Cameron Indoor Stadium.

UNC entered the 2022 NCAA Tournament as an eight seed but played some of its best basketball in winning the East Regional. The Tar Heels had 51 assists on 62 field goals and sank 24 three-pointers in the first- and second-round wins over Marquette and Baylor, when they routed the Golden Eagles by 32 points and eliminated the defending NCAA champion Bears in overtime.

Carolina trailed UCLA with two minutes left in the Sweet 16 but went on an 8-0 run to beat the Bruins and overpowered Saint Peter's, 69-49, in the regional final to send the Tar Heels to the Final Four for a record 21st time.

"I want every player that played for Coach Smith, Coach Guthridge and Coach Williams, whether it's in person, TV, highlights — I want them to be able to identify and go, 'That's the Carolina I went to,'" Davis said during the Final Four. "It's really important for me that this program, with my own personality in my own shoes, looks exactly like the program that Coach Smith, Coach Guthridge and Coach Williams ran."

Davis became just the second individual to play for and serve as head coach of the same school

### THE DAVIS FILE

- In his third season as head coach after nine years as an assistant to Roy Williams at Carolina
- The fourth coach in NCAA history to take his team to the NCAA final in his first season
- Former Tar Heel guard who played 12 seasons in the NBA
- Posted the highest three-point field goal percentage in UNC history and the second-highest in NBA history
- **Birthday:** May 17
- **Education:** North Carolina, 1992
- **Playing experience:** North Carolina (1988-92), NBA (1992-2004)
- **Coaching experience:** North Carolina (Assistant Coach, 2012-21; Head Coach, 2021-present)
- **Family:** Wife - Leslie; The couple has two sons, Elijah and Micah, and a daughter, Gracie

### UNC CAREER

#### 3-POINT FG% LEADERS

Hubert Davis	.435
Jeff Lebo	.428
Reyshawn Terry	.419

#### UNC SINGLE-SEASON

#### 3-POINT FG% LEADERS

Dante Calabria, 1994-95	.496
Hubert Davis, 1990-91	.489
Ty Lawson, 2008-09	.472

### NBA CAREER

#### 3-POINT FG% LEADERS

Steve Kerr	.454
Hubert Davis	.441
Seth Curry	.435

Above photo by Jeffrey Camaratti





Robert Crawford

in Final Four history; the fourth to take his team to the national championship game in his first season as a head coach; the seventh to play in and be a head coach in the Final Four; and the 10th to lead his team to the Final Four in his first season as a head coach.

The Tar Heels defeated Duke, 81-77, in the national semifinals, the first time the two great rivals ever played in the NCAA Tournament. The game featured a dozen ties and 18 lead changes, 13 of which came in the second half. Over the final 15:42, the margin for either team exceeded a single possession for a little more than just one minute. Carolina would score nine different times in the second half either to break a tie or reverse the lead, including field goals or free throws by all five Tar Heel starters.

“Hubert Davis may be the nicest person I know, and he’s the best father I’ve ever seen,” Jay Bilas said to the Washington Post in New Orleans. “He’s a perfect balance of cutthroat competitor and incredibly nice, thoughtful, empathetic person. He is an amazing person,

and I’m not at all surprised knowing him that he is having this level of success this early.”

“I tell the parents, ‘I’m not your son’s parent, but every decision I make will be filtered through what is in the best interests for your son and what I think you would do for your son,’” says Davis. “So, the same way I care for my three children is the same way I care for the players. I just want things to work out for them. Being a father helps me relate to the players because that’s the way I coach.”

Davis led Carolina to wins in March and April over the No. 4 (twice), No. 9 and No. 11-ranked teams in the AP poll. He won the Big House Gaines Award (National Sports Media Association) and John McLendon Award (CollegeInsider.com) as National Coach of the Year.

Each of Carolina’s starters made significant contributions to the team’s success in Davis’s first season as head coach.

Armando Bacot earned third-team All-America and first-team All-ACC honors, setting the single-season UNC record with

511 rebounds and tying David Robinson’s NCAA record with 31 double-doubles; Brady Manek was named the top transfer in the country, coming to UNC after four seasons at Oklahoma, led the ACC in three-point percentage and averaged more than 18 points in three games vs. Duke; RJ Davis and Caleb Love alternated at point and shooting guard – Davis had 12 assists in the NCAA first round and 30 points vs. Baylor in round two; Love scored 30 against UCLA then 28 in the Final Four win over Duke; and Black became a lockdown defender, earning ACC All-Defensive team honors.

“I just think Hubert is perfect for the job,” Williams told USA Today during the Final Four. “He’s the nicest person I’ve ever known but then he’s also fiercely competitive. When you put those two together, it’s a pretty good mix. It’s why I asked him to join our staff. But he hasn’t just had me as an influence. He had Coach (Dean) Smith, Don Nelson and Pat Riley from when he was a player. He’s got all of us, but then found a way to make it his. This run, he’s put his fingerprints

on it. It’s his team. He’s put Hubert Davis’s stamp on North Carolina basketball. He’s been absolutely sensational.”

In nine seasons on the bench with Williams, the Tar Heels played in eight NCAA Tournaments, advanced to the Final Four and national championship games in 2016 and 2017 and won the NCAA title in 2017. The Tar Heels went 228-95, including 107-60 in Atlantic Coast Conference regular-season play, winning the regular-season ACC title in 2016, 2017 and 2019 and the ACC Tournament title in 2016.

Carolina earned three No. 1 seeds and a No. 2 seed in the NCAA Tournament in those nine seasons. The four-year run from 2016-19 was the best four-year NCAA seed average in UNC basketball history.

Davis helped coach 15 players who have played in the NBA, including 11 first-round draft picks – Cole Anthony, Tony Bradley, Reggie Bullock, P.J. Hairston, Justin Jackson, Brice Johnson, Cameron Johnson, Walker Kessler, Nassir Little, Day’Ron Sharpe and Coby White.



**HUBERT DAVIS****The  
Davis  
Family**

Brice Johnson and Jackson were consensus first-team All-America and first-team All-ACC selections; Jackson was the 2017 ACC Player of the Year and Cameron Johnson earned first-team All-ACC honors.

Jackson and Cameron Johnson rank one-two in UNC single-season history in three-pointers. Johnson transferred to UNC from Pittsburgh and blossomed into the 11th pick in the first round of the 2019 NBA Draft.

Davis also coached Marcus Paige, who earned second-team All-America and first-team All-ACC honors as a sophomore in 2014 and set the UNC career record with 299 three-pointers, and Joel Berry II, the 2017 Final Four Most Outstanding Player.

Anthony set the ACC record for most points in a college debut and had the second-highest single-season scoring average by a Tar Heel freshman.

White set the UNC single-season record for most threes by a freshman and became the seventh pick in the first round of the 2019 NBA Draft.

Prior to beginning his coaching career, Davis worked for seven

years with ESPN as an analyst and co-host of the College GameDay program.

Born in Winston-Salem, N.C., Davis grew up in Burke, Va., where he attended Lake Braddock High School, the same high school UNC and US Soccer star Mia Hamm attended. Davis was a high school football teammate of future Olympic hurdles gold medalist Allen Johnson.

Davis played in 137 games as a Tar Heel from 1988-92, during which time UNC went 102-37, won the 1989 and 1991 ACC Tournaments and played in the 1991 Final Four. He scored 1,615 points, an average of 11.8 per game. He still holds the UNC record for career three-point percentage at .435 (197 of 453). He scored in double figures 80 times with 23 games scoring 20 or more points.

"In 1987-88, I went with Coach Smith into Hubert Davis's home," says Williams, who was an assistant at UNC when Davis was being recruited. "Coach Smith said, 'I don't know if you're ever going to be able to play here, Hubert, and I don't want to do this.' I got in the car with Coach and I said,



Scott Sharpe





Maggie Hobson

‘Coach, I think he’ll play more than you think he will because I think he’s so competitive and so driven.’ Hubert told Coach Smith, ‘You’ll never know unless you give me a chance.’ Coach Smith a couple days later called him and said, ‘I listened to what you said and I’m going to offer you a scholarship to North Carolina.’ Hubert committed to Coach Smith right then.”

He scored in double figures in each of his last eight NCAA Tournament games, averaging 18.5 points in those games. That included 19 against Temple in the 1991 NCAA East Regional final and 25 against Kansas (coached by Williams) in the 1991 Final Four.

Davis averaged 21.4 points and earned second-team All-ACC honors as a senior. He scored in double figures in 32 of 33 games that season, including 20 games with 20 or more points and 30 or more in four games. He netted a career-high 35 points at Duke on March 8, 1992. That 35-point game was part of a seven-game stretch late in the season in which he averaged 28.7 points.

The New York Knicks selected Davis with the 20th pick in the first round of the 1992 NBA Draft. He played 12 seasons in the NBA, scoring 5,583 points, an average of 8.2 per contest. He made 728 three-point field goals and enters the 2023-24 season second in NBA history in career three-point percentage at .441.

Davis averaged double-figure scoring in four different seasons –

a career-high 11.1 with Dallas in 1997-98 and with the Knicks in 1993-94 (11.0), 1994-95 (10.0) and 1995-96 (10.7).

He scored a career-high 32 points twice – as a second-year pro with the Knicks vs. Minnesota and in 2000 with Dallas against Seattle.


In 1993-94, he was fourth on the Knicks in scoring behind Patrick Ewing, John Starks and Charles Oakley as New York won 57 games and advanced to the NBA Finals, where they took Hakeem Olajuwon, Clyde Drexler and Kenny Smith to seven games (Doc Rivers and Greg Anthony were also Knicks that season).

He shot 40 percent or better from three-point range in eight seasons, including 1999-2000, when he led the NBA with a career-best 49.1 percent as a Maverick.

Davis shot 80 percent or better from the free throw line nine times. He connected on 83.7 percent of his career free throw attempts.

Davis played for NBA head coaches Pat Riley, Don Nelson, Jim Cleamons, Leonard Hamilton, Doug Collins, Rick Carlisle and Larry Brown. His NBA teammates included Greg Anthony, Chauncey Billups, Ewing, Michael Finley, Richard Hamilton, Michael Jordan, Jason Kidd, Steve Nash, Dirk Nowitzki and Rivers.

“Hubert carved out a remarkable career in both longevity and achievement,” said ABC/ESPN analyst and former NBA head coach Jeff Van Gundy when Davis was named head coach. “He will



NBA Entertainment/Getty



**HUBERT DAVIS**

**HUBERT DAVIS IN THE RECORD BOOK**

**PLAYED IN AND HEAD COACH IN THE FINAL FOUR**

	As Player	As Head Coach
<b>Hubert Davis</b>	<b>North Carolina 1991</b>	<b>North Carolina 2022</b>
Billy Donovan	Providence 1987	Florida 2000, 2006, 2007
Bob Knight	Ohio State 1960-62	Indiana 1973, 1976, 1981, 1987, 1992
Vic Bubas	NC State 1950	Duke 1963, 1964, 1966
Bones McKinney	North Carolina 1946	Wake Forest 1962
Dean Smith	Kansas 1952, 1953	UNC 11 times (1967-97)
Dick Harp	Kansas 1940	Kansas 1957

**FINAL FOUR IN FIRST SEASON AS A HEAD COACH**

<b>Hubert Davis</b>	<b>North Carolina 2022</b>
Bill Guthridge	North Carolina 1998
Steve Fisher	Michigan 1989
Larry Brown	UCLA 1980
Bill Hodges	Indiana State 1979
Denny Crum	Louisville 1972
Gary Thompson	Wichita State 1965
Bully Gilstrap	Texas 1943
Ray Meyer	DePaul 1943
Bruce Drake	Oklahoma 1939

**NATIONAL CHAMPIONSHIP GAME  
IN FIRST SEASON AS A HEAD COACH**

<b>Hubert Davis</b>	<b>North Carolina 2022</b>
Steve Fisher	Michigan 1989
Larry Brown	UCLA 1980
Bill Hodges	Indiana State 1979

**MOST WINS BY A FIRST-YEAR HEAD COACH**

34	Bill Guthridge, North Carolina	1997-98
33	Tommy Lloyd, Arizona	2021-22
33	Bill Hodges, Indiana State	1978-79
32	Brad Underwood, Stephen F. Austin	2013-14
31	Steve Prohm, Murray State	2011-12
31	Jamie Dixon, Pittsburgh	2003-04
30	Brad Stevens, Butler	2007-08
30	Stan Heath, Kent State	2001-02
30	John Warren, Oregon	1944-45
<b>29</b>	<b>Hubert Davis</b>	<b>2021-22</b>
29	Matt McCall, Chattanooga	2015-16



Peyton Williams

go down as one of the GREAT shooters of his era and had an underrated pick and roll game. Hubert was what you want in a player...dependable, reliable, trustworthy and his work ethic were second to none. Hubert’s character, basketball acumen and love of UNC will drive him in his quest to continue the long and storied championship tradition that he helped create as a player and as an assistant coach. I have no doubt that Hubert will be the next in line of Hall of Fame coaches from Chapel Hill with an NCAA championship in the near future.”

Hubert’s uncle, Walter, starred at UNC from 1973-77 and was a six-time NBA All-Star. He was the NBA Rookie of the Year in 1978 with the Phoenix Suns, who retired his jersey number.

“I’ve never known a finer person in my entire life, who has a switch he turns on and can be as competitive as anybody around,” says Williams. “He loves this program and has the same passion I do, and he’ll be better than me.”

Davis graduated from UNC in 1992 with a degree in criminal justice. He and his wife, Leslie, have three children – Elijah, Gracie and Micah. Elijah plays on the basketball team at the University of Lynchburg, and Gracie is a freshman at Carolina in 2023-24.



**WHAT THEY'RE SAYING ABOUT HUBERT DAVIS ...****WHAT COACHES, TV ANALYSTS SAY**

"Hubie not only was one of the most accurate shooters in Mavs history, a 3-point wizard long before they were common, but he has a heart of gold who cares about his teammates, the organization and the community."

"UNC players and the entire global UNC community will benefit greatly from Hubie's wisdom."

**Dallas Mavericks Owner Mark Cuban**

"Hubert is a natural leader and a first-class person. He has an incredible passion for the University of North Carolina and guiding young people. Hubert's ability to teach the game of basketball is illustrated by the success of the teams he has coached early in his career. He is also an incredible communicator. Those two aspects of his personality are a great formula for success. That's what he will be as the head coach of the Tar Heels."

**Leonard Hamilton, Florida State Head Coach**

"I had the honor to work alongside Hubert for many years at ESPN, and I simply don't know a better person. Don't let the smile and laugh fool you, Hubert is a cutthroat competitor with an uncommon understanding of the game. And he bleeds Carolina Blue. Hubert is the real deal."

**ESPN Analyst Jay Bilas**

"When you send your child to play for someone, you want to trust that what you see is what you get. That's Hubert. He always knew that Hubert truly cared about him. Through his struggles, he saw who cared. And Hubert was the head of that, and that's why we could not be more thrilled to be part of the Carolina Family."

Cole might be 50 or 60 years old, and he will always be part of that Carolina Family. That's something you can't put a price on. They take tremendous pride in the Carolina world of being part of that family."

**Greg Anthony, NBA veteran, father of Cole Anthony**

"Happy for my brother Hubert Davis. So many people don't understand that UNC isn't a basketball program, it's a Fifth-Generation family. Hubert is the connector because he played for Coach Smith and coached with Roy. He'll do well."

**NC Central Head Coach LeVelle Moton**

"Having worked with Hubert Davis at ESPN, he has been so passionate over Carolina Basketball. He has great knowledge of the game plus he knows what it means to wear the Carolina Blue."

"This is a super person. He is classy in every way, and he really bleeds the colors of Tar Heel blue. He has such a passion. ... I talked to Roy Williams yesterday. He raved about Hubert. He raved about him. He didn't have to rave to me, because I know. I've worked with him. He's a super person as well."

"I tip the hat to North Carolina saying, 'We've got a guy right here. He's given his heart and soul to our university, heart and soul. He has earned the right to represent our school.'"

**ESPN Analyst Dick Vitale**

"Hubert Davis is as fine a person as I know. His integrity and character are beyond reproach. I've seen him coach and develop players both on and off the floor. He is truly a gifted coach, teacher of the game and mentor. Any parent would love to send their son to play for Hubert. He makes everyone he meets feel important because they are important to him. Humble. Genuine. Fiercely competitive. Puts others before himself. Loves North Carolina. He has the utmost respect and appreciation for all he learned from Roy Williams, and his NBA experience will be a huge benefit too. I can't imagine a better choice. Hubert will crush it as the Tar Heels head coach."

**ESPN College Gameday Host Rece Davis**

"It's far more significant than just another hire. Duke has never had a Black head coach. Kansas has never had a Black head coach. Kentucky had one. UCLA hasn't had a Black head coach since the 1980s. All those programs have had a whole lot of Black players. But I can count the Black head coaches on one hand. The Hubert Davis hire matters. It means something that he's the first Black man to lead that North Carolina program... Hubert Davis is a great step forward."

**ESPN Commentator Stephen A. Smith**

"What Hubert's done with his first year, to get his team to do that is magnificent."

**Former Duke Head Coach Mike Krzyzewski, April 2022**

"I think from start to finish, his team improved the most in college basketball. Without question. Not even close. I don't think that any of us could have predicted that they'd be in the Final Four in his first year in the final game in the national championship."

**Kenny Smith, former Tar Heel and NBA guard, TNT Analyst**

**WHAT THE TAR HEELS SAY**

"I appreciate what Coach Davis shows us through the examples that not just he sets, but all the coaches do. They're all family men, they all are in their kids' lives. They just take pride in being big brothers and fathers to us. And we really all appreciate that."

**Armando Bacot**

"His experience (means) a lot, because when we get rattled, he just reminds us he's been in that position before. He just gets us under control."

**Leaky Black**

"Coaching is his passion. Not very many people are as genuine as him. He really gives off a high spirit. He's about his religion, his family, and all of that, and I am as well, and seeing how successful he is, I just want to follow in his footsteps."

**Leaky Black**


"Coach Davis wants to be involved in your life; he reaches out, tries to understand every player for who they are and gets to know them and just helps us through any situation. As a coach, he pushes you hard every day, he brings the same energy every day. Throughout the year, when we were down or when we were winning, he was the same guy every day. We're up 20, he's yelling at us. We're down 20, he's yelling at us, but he's not yelling at us in a bad manner. He's yelling at us as encouragement and trying to get us to keep playing hard."

**Brady Manek**



Jack Morton





# Brad Frederick

Assistant Coach • 11th Year at Carolina

This is Brad Frederick's 11th season on the men's basketball staff at Carolina, having played for the Tar Heels under Dean Smith and Bill Guthridge. He is in his third year as an assistant under head coach Hubert Davis following eight seasons as a member of Roy Williams' staff.

Frederick helped Carolina advance to the 2022 national championship game in his fifth trip to the Final Four. As a player the Tar Heels appeared in two Final Fours, he was on Williams' staff when UNC played in the 2016 and 2017 Final Fours and was in his first year under Davis when Carolina won the NCAA East Regional and beat Duke in the national semifinal in New Orleans.

Frederick joined Williams' staff at UNC in 2013. That came after 14 seasons on Kevin Stallings' staff at Vanderbilt.

As a player, Frederick began his career on the junior varsity team as a freshman, where he played for Phil Ford. He earned a promotion to the UNC varsity as a sophomore in Dean Smith's final season as head coach and played two seasons under head coach Bill Guthridge. The Tar Heels went 86-21 in his three seasons on the varsity. He played in 70 games and was part of UNC teams that won the 1997 and 1998 Atlantic Coast Conference Tournament titles and reached two Final Fours.

Frederick played on Tar Heel teams that featured future NBA standouts Vince Carter and Antawn Jamison, as well as point guard Ed Cota. He was one of three seniors in 1999 along with Ademola Okulaja and Scott Williams.

Since joining the UNC staff, Carolina had its highest four-year NCAA seed run ever (three No. 1s and a No. 2 from 2016-19), won the 2017 NCAA title, played in the 2016 and 2022 national championship games, won three NCAA regionals, three regular-season ACC titles and an ACC Tournament title.

Frederick began his coaching career in 2000 at Vanderbilt. During his final season at Vanderbilt, Frederick held the longest tenure of any assistant



Maggie Hibson

coach in the Southeastern Conference. While in Nashville, the Commodores won an SEC Tournament title, were ranked in the final AP poll and played in the NCAA Tournament six times, advancing twice to the NCAA Sweet 16.

Frederick is married to the former Jocelyn Isenburg. They have two sons, Benjamin and Sawyer, and a daughter, Carson. Brad's father, the late Dr. Bob Frederick, was the athletic director at Kansas for 14 years and served as chairman of the NCAA Division I Basketball Committee.

 **THE FREDERICK FILE**

- In his seventh year as an assistant coach and his 11th on staff at Carolina
- Former Tar Heel who played on Final Four teams in 1997 and '98
- Joined the UNC staff in 2013 after 14 seasons at Vanderbilt
- Former coach of the UNC JV team

---

- **Birthdate:** November 19
- **Education:** North Carolina, 1999
- **Playing experience:** North Carolina (1996-99)

---

- **Previous coaching experience:** Vanderbilt (Staff, 2000-13), North Carolina (Director of Operations, 2013-17; Assistant Coach, 2017-present)

---

- **Family:** Wife - Jocelyn; Has three children, Benjamin, Carson and Sawyer

Above photo by Peyton Williams





# Jeff Lebo

## Assistant Coach • Third Year at Carolina

Jeff Lebo is in his third season as assistant coach at UNC, where he starred as a sharpshooting guard from 1985-89 under legendary head coach Dean Smith.

The captain of the 1989 Atlantic Coast Conference champions and a 20-year veteran as a collegiate head coach joined the basketball staff at his alma mater prior to the 2021-22 season. In his first season the Tar Heels won 29 games, were NCAA East Regional champions and defeated Duke in the Final Four to advance to the NCAA title game.

Lebo played at UNC from 1985-89 for Smith and assistant coaches Bill Guthridge, Eddie Fogler, Roy Williams and Phil Ford. He was a teammate for one season at UNC with current head coach Hubert Davis.

In 1989, Lebo won the Patterson Medal, the most prestigious award given annually to a Tar Heel student-athlete based on exceptional career achievements. Following his senior season, Lebo held at least 10 UNC records.

Following his playing career in Chapel Hill, Lebo played part of one season with the San Antonio Spurs, then embarked on a coaching career during which he spent eight seasons at three schools as an assistant coach and 20 seasons as head coach at Tennessee Tech, Chattanooga, Auburn and ECU. He also was an assistant coach with the G-League Greensboro Swarm in 2018-19.

Lebo was 327-278 (.540) as a head coach, winning 20 or more games five times, including at least once at all four schools. His 2001-02 Tennessee Tech team went 27-7 to win the Ohio Valley Conference regular-season title for the second consecutive season. He also won 24 games at Auburn in 2008-09, 23 at ECU in 2012-13, 21 at Chattanooga in 2002-03 and 20 at Tennessee Tech in 2000-01.

The Carlisle, Pa., native won 116 games at ECU, establishing him as the Pirates' winningest coach since the program joined Division I in 1965.

Lebo began his coaching career as an assistant at ETSU from 1990-92, then joined Fogler at Vanderbilt in 1992-93. He coached with Fogler at South Carolina from 1993-98, winning a SEC title in 1997 and playing in two NCAA Tournaments.

After beginning his head coaching career at Tennessee Tech, he accepted the head coaching position at Chattanooga, where he took over a program without a returning starter or a signee for the upcoming season. However, he led the Mocs to a 21-9 mark in the first season, the program's first 20-win season in six years.

In 2004, Lebo was named head coach at Auburn, where the Tigers were facing NCAA sanctions. His teams won 96



William Anthony

games in six seasons, including 24 in 2008-09.

As a player at North Carolina, Lebo's teams went 116-25 overall, including 44-12 in regular-season ACC play, won the ACC regular-season title in 1987 and 1988, the ACC Tournament in 1989, and advanced to two NCAA regional finals and two other Sweet 16s.

He scored 1,567 points (11.8 ppg), had 580 assists, 159 steals, made 211 of 493 three-pointers (.428) and was 308 of 367 from the free throw line (.839).

Lebo scored in double figures 80 times with 20 or more points 15 times. That included a career-high 29 against Indiana on Nov. 25, 1988, in Madison Square Garden.

He set a UNC single-game record with 17 assists against Chattanooga on Nov. 19, 1988. His career assist-error ratio of 2.21 also was a UNC record and is now third all-time. He was second-team All-ACC honors as a junior.

He was a high school All-America at Carlisle High School, where he played for his father, Dave. They won the Class 4A championship in 1985, capping a career in which Carlisle went 108-9.

Lebo and his wife, Melissa, a native of Williamston, N.C., and 1991 UNC graduate, are the parents of two daughters, Addison and Mills, and a son, Creighton, who is a senior on the Carolina Basketball team.

### THE LEBO FILE

- In his third year as an assistant coach at his alma mater
- A 20-year veteran as a college head coach
- A teammate of Hubert Davis while playing for Dean Smith at UNC

- **Birthdate:** October 5
- **Education:** UNC, 1989
- **Playing experience:** UNC, 1985-89

- **Coaching experience:** North Carolina (Assistant, 2021-present); Greensboro Swarm (Assistant, 2019-20); East Carolina (Head Coach, 2010-17); Auburn (Head Coach, 2004-10); Chattanooga (Head Coach, 2002-04); Tennessee Tech (Head Coach, 1998-2002); South Carolina (Assistant, 1993-98); Vanderbilt (Assistant, 1992-93); East Tennessee State (Assistant, 1990-92)

- **Family:** Wife - Melissa; Has two daughters, Addison and Mills, and a son, Creighton, who is a senior on the UNC basketball team.

### Following his senior season, Lebo held at least 10 UNC records:

Single-Game 3FG Made
Career 3FG Made
Single-Season 3FG Percentage
Career 3FG Percentage
Career 3FG Attempts
Single-Season FT Percentage
Career FT Percentage
Consecutive Made FTs
Single-Game Assists
Career Assist-Turnover Ratio

Above photo by Maggie Hobson





# Sean May

Assistant Coach • Ninth Year at Carolina

Sean May, the Most Outstanding Player of the 2005 NCAA Final Four, is in his third season as assistant coach, ninth on the staff and first as junior varsity coach at Carolina. In his first season on the bench, May helped lead UNC to the 2022 Final Four and a berth in the national title game.

May was director of basketball operations for four seasons under Roy Williams. While working for Williams, he helped the Tar Heels advance to consecutive national championship games and the 2017 NCAA title.

May works with Armando Bacot, who became Carolina's all-time leader in rebounds and double-doubles. In 2021-22, Bacot set the UNC single-season rebound record with 511, a record May once held, and tied Hall of Famer David Robinson's single-season NCAA record with 31 double-doubles.

May played three seasons at Carolina from 2002-05, becoming the first Tar Heel in more than 30 years to average a double-double for his career. The Bloomington, Ind., native averaged 15.8 points and 10.0 rebounds in 77 games (he missed 24 games as a freshman due to a broken bone in his foot).

May scored 26 points and grabbed 10 rebounds in the 2005 national championship game victory over Illinois, a game played on his 21st birthday. He was sensational throughout Carolina's six-game march to the national title, averaging 22.3 points and 10.7 rebounds.

He is the first Tar Heel to win Most Outstanding Player honors to become an assistant coach for Carolina.

He was selected Sports Illustrated's National Player of the Year as a junior after averaging 17.5 points and 10.5 rebounds, shooting 56.7 percent from the floor and posting 18 double-doubles, including eight in a row and 13 in UNC's final 16 games.

In 2005, he was also named the ACC's Top Male Athlete, a first-team All-America (Rupp, ESPN.com), second-team All-America (USBWA), first-team All-ACC and MVP of the NCAA East Regional.

His three-year, 77-game totals at Carolina included 1,213 points, 771 rebounds, 94 blocks and 100 steals. He shot 51.3 percent from the floor.



UNC Athletic Communications

### THE MAY FILE

- In his third season as an assistant coach and first as JV coach after six years on Roy Williams' staff
- The 2005 NCAA Final Four MVP and an NBA Draft Lottery pick in '05

- **Birthdate:** April 4
- **Education:** UNC, 2009
- **Playing experience:** UNC, 2002-05

- **Previous coaching experience:** North Carolina (Director of Player Personnel, 2015-17; Director of Operations, 2017-21; Assistant Coach, 2021-present)

- **Family:** Wife - Grace; Has four daughters, Layla, Lilianna, London and Luna

Above photo by Peyton Williams

UNC'S FINAL FOUR MOST OUTSTANDING PLAYERS	
2017	– Joel Berry II
2009	– Wayne Ellington
2005	– Sean May
1993	– Donald Williams
1982	– James Worthy

TAR HEELS WHO AVERAGED A DOUBLE-DOUBLE (POINTS & REBOUNDS) IN A CAREER	
Armando Bacot	(2019-present)
Sean May	(2002-05)
Robert McAdoo	(1971-72)
Rusty Clark	(1966-69)
Billy Cunningham	(1962-65)
Doug Moe	(1958-61)
Pete Brennan	(1955-58)
Lennie Rosenbluth	(1954-57)

May entered the NBA Draft after his junior season and earned his degree in 2009. Due to injuries, he was limited to 119 NBA games over four seasons. He scored a career-high 32 points against Dwight Howard and the Orlando Magic and averaged a career-high 11.9 rebounds and 6.7 rebounds for Charlotte in 2006-07. He also played professionally overseas.

May is one of four father-son combinations to win NCAA titles. His dad, Scott, was the 1976 National Player of the Year and led Indiana to a perfect 32-0 season and NCAA title.

May played at Bloomington North High School where he won Mr. Basketball honors in the state of Indiana in 2001 and was a three-time all-state selection.

He and his wife, Grace, have four daughters – Layla, Lilianna, London and Luna.





*Pat Sullivan*

# Pat Sullivan

Director of Recruiting • Sixth Year at Carolina

The 2022 Final Four was Pat Sullivan's seventh as a Tar Heel. He played in 1991, 1993 and 1995, was on Dean Smith's staff in 1997, an assistant coach in 1998 and 2000 and the 2022 Final Four capped his first season as director of recruiting for former teammate and now head coach Hubert Davis.

Sullivan played for Smith at Carolina from 1990-93 and 1994-95 (he redshirted the 1993-94 season) and was part of Bill Guthridge's staff with Phil Ford and Dave Hanners that won NCAA regional titles and advanced to the Final Four in 1998 and 2000. Carolina won the 1993 NCAA championship in Sullivan's junior season.

He played in more NCAA Tournament games (19) and more NCAA Tournament wins (17) than any Tar Heel in history and is one of seven Tar Heels who have played in three Final Fours.

Sullivan was a member of Hall of Famer Larry Brown's staff with the Detroit Pistons when they won the NBA championship in 2003-04. He served as assistant coach with the Pistons in 2004-05, with the New Jersey Nets from 2005-08, the Pistons again from 2008-11, the Washington Wizards from 2012-16, the Los Angeles Clippers from 2016-18 and the New York Knicks from 2018-20. In 2020-21, he was a player development and defensive assistant with the Minnesota Timberwolves.

As an NBA assistant coach, Sullivan worked for numerous head coaches, including Brown, Doc Rivers, Lawrence Frank and Randy Wittman, and helped coach a number of former Tar Heel standouts and other NBA stars, including: Bradley Beal, Chauncey Billups, Reggie Bullock, Vince Carter, Ed Davis, Wayne Ellington, Raymond Felton, Blake Griffin, Richard Hamilton, Richard Jefferson, Allen Iverson, Jason Kidd, Tracy McGrady, Chris Paul, Paul Pierce, Julius Randle, D'Angelo Russell, Karl-Anthony Towns, John Wall, Ben Wallace and Rasheed Wallace.

He scored 478 points in 118 games as a Tar Heel, netting a career-high 18 points against Old Dominion on 12/1/92. He famously made the front end of a 1-and-1 with 20 seconds to play in the 1993 NCAA title game against Michigan to give UNC a two-point lead, a game the Tar Heels went on to win, 77-71.

Sullivan averaged a career-best 6.4 points as a junior, when the Tar Heels went 34-4 en route to the national title. The Tar Heels advanced to the ACC Tournament championship game in each of his five seasons as a



Maggie Hobson

player, winning the title in 1991 and 1994.

He was a college teammate with Hubert Davis from 1990-92 and was on the Pistons' staff in 2003 when Davis played in Detroit for half a season.

He won UNC's Butch Bennett Award as a freshman for dedication, sportsmanship and sacrifice for the good of the team; was the recipient of the 1993-94 Rick Sharp Award, given to the player who contributed the most in practice and behind the scenes; and was a team captain and the Most Inspirational Player in 1994-95.

Prior to joining the Carolina coaching staff in October 1997, Sullivan was the head coach at Hale High School in Raleigh in 1995-96 and spent a season on Coach Smith's staff as an administrative assistant and assistant video coordinator.

He and his wife, Sara, have a son, Collin, and daughter, Olivia.

**THE SULLIVAN FILE**

- In his seventh season at UNC after also serving as assistant coach under Bill Guthridge from 1997-2000.
- Was a UNC teammate of Hubert Davis for two years
- Spent 18 years on NBA coaching staffs

---

- **Birthdate:** December 15
- **Education:** UNC, 1995
- **Playing experience:** UNC, 1990-93 and 1994-95

---

- **Previous college coaching experience:** North Carolina (Assistant Coach, 1997-2000)

---

- **Professional coaching experience:** New York (Assistant Coach, 2018-21); Los Angeles Clippers (Assistant Coach, 2016-18); Washington (Scout, 2012-13; Assistant Coach 2013-16); Detroit (Assistant Coach, 2008-12); New Jersey (Assistant Coach, 2005-08); Assistant Coach, 2004-05); Detroit (Video Coordinator, 2003-04)

---

- **Family:** Wife - Sara; The couple has a son, Collin, and a daughter, Olivia.

Above photo by Maggie Hobson

**TAR HEELS TO PLAY IN THREE NCAA FINAL FOURS**

Ed Cota (1997, 1998, 2000)  
 Shammond Williams (1995, 1997, 1998)

---

**Pat Sullivan (1991, 1993, 1995)**  
 Joe Brown (1967, 1968, 1969)  
 Bill Bunting (1967, 1968, 1969)  
 Rusty Clark (1967, 1968, 1969)  
 Gerald Tuttle (1967, 1968, 1969)





# Marcus Paige

Director of Team and Player Development • First Year at Carolina

Marcus Paige, the only three-time captain in UNC basketball history, is in his first season as Director of Team and Player Development. He returned to Chapel Hill in 2023 after a seven-year professional career.


Paige played for the Tar Heels from 2012-16 and concluded his career 11th at UNC in scoring with 1,844 points, first in three-pointers (299), third in steals (203), fourth in free throw percentage (.844) and eighth in assists (602). He made more threes in NCAA Tournament play than any other Tar Heel (39) and was the only player in NCAA Tournament history to make multiple three-pointers in all 13 games in which he played.

The Marion, Iowa, native was first-team All-ACC and a second-team All-America as a sophomore, a second-team All-ACC selection in 2015, an honorable mention All-America in 2016, was Carolina's MVP in 2014 and 2015 and is the only Tar Heel to win the team's defensive player of the year award four times. In 2014, he became the first Tar Heel point guard to earn first-team All-ACC honors as a sophomore since Phil Ford in 1976.

Paige finished his collegiate career as one of two players in ACC history (with Duke's Jason Williams) to amass 1,800 points, 500 assists, 350 rebounds, 275 three-pointers and 200 steals.

In 2016, he led UNC to an ACC Tournament title then shot nearly 49 percent from three in six games in the NCAA Tournament. He hit six three-pointers against Indiana in the Sweet 16 and led the Tar Heels to the national title game against Villanova. His double-clutch, off-balance three-pointer to tie the game with 4.7 seconds remaining is one of the most memorable shots in Final Four history.

Paige excelled academically. He was one of three players in ACC history (with Maryland's Tom McMillen and Duke's Mike Gminski) to earn Academic All-America honors three times (second team twice and first team as a senior) and won the Skip Prosser Award as the ACC's top scholar-athlete



Maggie Hobson

**THE PAIGE FILE**

- Duties include video services, career development, community service and diversity programming
- Played seven years of pro basketball after his All-America career at Carolina
- One of three three-time Academic All-Americans in ACC history
- **Birth**day: September 11
- **Educ**ation: UNC, 2016
- **Play**ing experience: UNC, 2012-16
- **Famil**y: Wife - Taylor

Above photo by Maggie Hobson

in basketball in 2015 and 2016. He was a finalist as a senior for the Arthur Ashe Jr. Sports Scholar award.

He was selected in the second round of the 2016 NBA Draft and played two seasons in the NBA Development League (in Salt Lake City and Greensboro) and in five games with the Charlotte Hornets in 2017-18. Paige played three years in Belgrade, Serbia, where his team won two league titles, one year in France and an injury-shortened season in Spain.

His wife, Taylor, also graduated from Carolina.





# Eric Hoots

Director of Operations • 20th Year at Carolina

The 2023-24 season is Eric Hoots' 20th on staff with Carolina Men's Basketball. He is the director of basketball operations and an assistant to the athletic director. Hoots is working for his third head coach, as he served as a team manager for Matt Doherty and Roy Williams, spent 17 seasons on Williams' staff and is in his third season with head coach Hubert Davis.

Hoots has been part of national championship seasons in 2005, 2009 and 2017, three other Final Four teams in 2008, 2016 and 2022, nine ACC regular-season championships, three ACC Tournament titles and eight No. 1 seeds in the NCAA Tournament.

Hoots is the primary contact for former Tar Heel players and is the program's in-office academic coordinator. As the contact with the Student Academic Support office, he is responsible for monitoring the players' academic progress. Hoots is also responsible for team travel and the team's equipment needs, including managing the budget, ordering apparel and serving as a liaison between Nike/Jordan and the basketball staff.

A 2004 UNC graduate with a degree in communications, Hoots was a three-year Tar Heel varsity manager. He served as head manager as a senior in Williams' first season at Carolina in 2003-04. Hoots earned his master's degree in sport administration from VCU in 2010.

Hoots, a Newton, N.C., native, and his wife, Amy, have two sons, Brady and Jackson, and a daughter, Avery.



Jack Morton

### THE HOOTS FILE

- Duties include scouting, video services, on-campus recruiting, team travel & logistics
- In his 20th season on staff at Carolina and his third as director of operations

- **Birthday:** March 3
- **Education:** UNC, 2004

- **Previous experience:** North Carolina (Video Coordinator, 2004-09; Director of Player Relations/Video Coordinator, 2009-13; Assistant to the Athletic Director/Director of Player Development, 2013-21; Director of Operations, 2021-present)

- **Family:** Wife - Amy; The couple has two sons, Brady and Jackson, and a daughter, Avery.

Above photo by Maggie Hobson



**SUPPORT STAFF**

**JONAS SAHRATIAN**  
**Strength & Conditioning**  
**Coordinator**



One of the top strength & conditioning coordinators in college basketball, Jonas Sahratian is in his 20th season with the Tar Heel men's basketball program. He also served in the same capacity at the University of Kansas for five seasons.

Sahratian (pronounced suh-RAY-shun) plans and coordinates strength and conditioning for the Tar Heels. He has been a part of six Final Fours and three NCAA championships at Carolina, in addition to two other Final Four teams at Kansas.

He previously worked with Roy Williams at Kansas 1999-2003. He also coordinated strength and conditioning for the volleyball, swimming and diving teams at Kansas and assisted with football from 1999-2001.

A native of Detroit, Mich., Sahratian graduated from Western Michigan University in 1997 with a Bachelor of Science degree in exercise science. In 2000, he received his master's in exercise physiology from Kansas.

In addition to working with Kansas athletics, Sahratian interned for two years at the Chicago Bulls/Vermeil's Sports and Fitness in Deerfield, Ill. He worked in Chicago during the Bulls' championship seasons in 1996-97 and 1997-98.

He is a certified strength and conditioning specialist through the National Strength and Conditioning Association and a certified club coach through USA Weightlifting.

Sahratian and his wife, Grechen, have a daughter, Natalie.



Maggie Hobson

**DOUG HALVERSON**  
**Head Athletic Trainer**



Doug Halverson joined UNC's Sports Medicine staff in 2005 and is in his 11th season as the head athletic trainer for the men's basketball varsity and JV programs. Halverson has worked with three Final Four teams, including the 2017 national champions.

He joined the men's basketball staff in 2013 after spending eight years working as a staff athletic trainer for the football (2007-13), women's lacrosse (2005-13), field hockey (2005-07), and men's and women's golf (2006-07) programs.

Halverson returned to UNC after working at Georgia State University, where his primary responsibility was coverage of the women's basketball team and supervising graduate athletic trainers in coverage of spring sports.

Halverson is a 2002 graduate of UNC, where he earned a B.A. in Exercise and Sport Science with a specialization in Athletic Training. While serving as a student athletic trainer from 1999-2002, he worked with the women's soccer, volleyball and track and field teams.

Following his undergraduate degree, Halverson continued his education at UNC, where he served as a graduate assistant athletic trainer, working mainly with the Tar Heel football and men's and women's tennis programs. He received an M.A. in Exercise and Sports Science - Athletic Training in 2004.

He has been an NATABOC Certified Athletic Trainer (ATC) since 2002 and has been an NSCA Certified Strength and Conditioning Specialist (CSCS) since 2005.

Halverson is a native of Winston-Salem who lives in Chapel Hill with his wife, Emily Kiser.



Peyton Williams



**SUPPORT STAFF**



**Ragan Copeland**  
Head Manager



**Sam Combs**  
Manager



**James Rolf Blizzard**  
Manager



**Jordan Carrier**  
Manager



**Will Gurganius**  
Manager



**G.W. Roehner**  
Manager



**Avery Wilkerson**  
Manager



**Bekah Brinkley**  
Office Staff



**Kaye Chase**  
Office Staff



**Maggie Hobson**  
Office Staff & Photographer



**Josh Reavis**  
Creative Services



**Brandon Gray**  
Graphic Design



**Stephen Iannotta**  
Associate AD/  
Smith Center Director



**Sara Yang**  
Smith Center Assistant  
Director &  
Director of Aquatics



**Shane Parrish**  
Equipment Manager



**Jenn Townsend**  
Academic Advisor



**Dr. Tom Brickner**  
Team Physician



**Dr. Alex Creighton**  
Team Orthopaedist



**Clint Gwaltney**  
Senior Associate  
Athletic Director

**KIERSTEN STEINBACHER**  
Assistant Director of Operations



Kiersten Steinbacher joined the Tar Heel basketball staff full-time prior to the 2023-24 season as assistant director of operations. She previously served as a varsity manager with the Tar Heels for five years, including four as head manager.

As assistant director of operations, her duties include organizing and coordinating the team's community service efforts, assisting with logistics during recruiting visits and overseeing the team managers, among others.

She earned her degree from UNC in sport administration with a minor in social and economic justice. She later earned a Masters degree in media and communication with a concentration in strategic communication.



**2023-24 Smith Center maintenance staff, left to right:**  
Nick Modlin, Tony Meza, Mike Copeland, Jared Parchesky, Kip Holsonback,  
Shawn Bonhams, Mauro Campana & David Thomas

Maggie Hobson





**THANK YOU TO ALL THE  
GENEROUS RAMS CLUB  
MEMBERS FOR ALL YOU DO TO  
PROVIDE US WITH THE TAR HEEL  
EXPERIENCE. BEING AT UNC AND  
BEING PART OF THE CAROLINA  
FAMILY MEANS EVERYTHING  
TO MY TEAMMATES  
AND ME.**

*-Armando Bacot*




**THE  
RAMS  
CLUB**

**FOR MORE INFORMATION ON THE RAMS CLUB  
AND HOW YOU CAN IMPACT THE LIVES OF  
CAROLINA STUDENT-ATHLETES,  
VISIT [RAMSCLUB.COM](http://RAMSCLUB.COM).**

**P.O. BOX 2446 | CHAPEL HILL, NC 27515  
919.843.2000 | [RAMSCLUB.COM](http://RAMSCLUB.COM)**



**@THERAMSCLUB**





Through your gifts to scholarships, facilities, team support and unrestricted annual giving, you provide Carolina student-athletes with life-changing experiences.

**TAKE A LOOK AT WHAT YOU HAVE HELPED ACCOMPLISH.**

**28**

**VARSITY SPORTS**

(Fourth most among Power 5 institutions)

**850**

**STUDENT-ATHLETES**

**537**

**STUDENT-ATHLETES RECEIVING  
SCHOLARSHIP ASSISTANCE**

**49 NCAA TEAM CHAMPIONSHIPS**

(most in ACC history)

**73**

**INDIVIDUAL OR RELAY  
NATIONAL CHAMPIONSHIPS**

**289**

**ACC CHAMPIONSHIPS**  
(most in ACC history)

**15 TEAMS**

**WITH A PERFECT 1,000  
APR SCORE IN 2021-22**

**24**

**TOP 10 FINISHES IN THE  
LEARFIELD DIRECTORS CUP**  
(out of 28 years)

**102**

**TAR HEELS HAVE COMPETED  
IN THE OLYMPIC GAMES**

**503**

**TAR HEELS NAMED TO THE  
2022-23 ACC ACADEMIC HONOR ROLL**

**YOUR GIFTS IMPACT STUDENT-ATHLETES  
FOR THE REST OF THEIR LIVES.**







**THE CAROLINA  
WAY**



**PLAY** **HARD**  
**SMART**  
**TOGETHER**





**"When we were here, we were young and we had no idea what the world was about and how much you learn at Carolina. But it paved the way for me to accomplish what I've accomplished, both as a person and as a basketball player. It's all because of this university and that Carolina brotherhood."**

**— Antawn Jamison, National Player of the Year and NBA All-Star**



# THE SMITH CENTER

TER TOL: 4 FLS: 3 5 1ST 14:29 8 UNC DEAN E. SMITH CENTER Harris Teeter GAMEDAY TOGETHER





PTS: 3	5	8	UNC	LIDL
0	0	0	UNC HEALTH	
2	PTS OFF	0		
3	2ND CHANCE	3		
1	PTS	0		
	FAST BREAK	0		
	BENCH POINTS	0		
	ASSISTS	1		

# Voted Favorite Arena in the ACC by ACC Players Two Years in a Row

(polls taken by The Athletic, Nov. 2020 and Oct. 2021)



Harris Teeter **GAMEDAY TOGETHER**





**“Winning has a price.”**

**• Michael Jordan**





# CAROLINA

**Hydrotherapy Room**



**The Tar Heels receive training and instruction from strength & conditioning coordinator Jonas Sahratian, one of the nation's best strength coaches.**



**Peebles Practice Gym**







**KEVIN GUSKIEWICZ**  
**CHANCELLOR**

Kevin M. Guskiewicz, a neuroscientist, academic leader and concussion researcher, is the 12th chancellor of the University of North Carolina at Chapel Hill.

Prior to his appointment as chancellor, Guskiewicz served as the interim chancellor from February 2019 until December 2019. In that role, he held over 25 listening and learning sessions with constituents across campus. He was instrumental in shaping Carolina's new strategic plan, Carolina Next: Innovations for Public Good, which outlines a roadmap for the University's priorities moving forward. He relaunched the Tar Heel Bus Tour with 90 faculty and campus leaders, demonstrating Carolina's commitment to the state.

A Kenan Distinguished Professor of Exercise and Sport Science, he has been a member of Carolina's faculty since 1995. He is co-director of the Matthew Gfeller Sport-Related Traumatic Brain Injury Research Center. Guskiewicz is a nationally recognized expert on sport-related concussions. His groundbreaking work has garnered numerous awards and has influenced concussion guidelines in the NCAA and the NFL.

Prior to his appointment as interim chancellor in February 2019, Guskiewicz served as dean of the College of Arts & Sciences – Carolina's largest academic institution – since January 2016. With more than 16,000 undergraduate students and 2,500 graduate students, Guskiewicz made interdisciplinary teaching and research a cornerstone of his tenure. He championed the use of high-structure active learning techniques, and Carolina is a national leader in implementing these highly effective educational strategies. He significantly increased study abroad, academic internships and other experiential learning opportunities for Carolina students and oversaw work on a major revamp of UNC-Chapel Hill's General Education curriculum.

In 2011, Guskiewicz received the prestigious MacArthur Fellowship (often called a "genius grant") for his innovative work on the diagnosis, treatment and prevention of sport-related concussions. In 2013, Time magazine named him a Game Changer, one of 18 "innovators and problem-solvers that are inspiring change in America."

Guskiewicz earned a B.S. in athletic training from West Chester University, M.S. in exercise physiology/athletic training from the University of Pittsburgh and Ph.D. in sports medicine from the University of Virginia. Born and raised in Latrobe, Pennsylvania, he lives with his wife Amy and children Jacob, Nathan, Adam and Tessa in Chapel Hill.



Jeffrey Camarati



**BUBBA CUNNINGHAM**  
**ATHLETIC DIRECTOR**

Since Lawrence R. (Bubba) Cunningham officially began his duties as Carolina's director of athletics on November 14, 2011, UNC has graduated over 1,500 student-athletes while consistently competing for championships in an array of different sports – exciting, motivating and influencing along the way. Under Cunningham's leadership, the athletic department has accomplished numerous academic and athletic achievements:

- The Tar Heels have won 21 national titles with 14 runner-up finishes.
- More than 3,500 student-athletes have made the ACC Academic Honor Roll -- which requires a cumulative GPA of 3.0 or better for the year.
- More than 46 student-athletes have been named to Phi Beta Kappa honor society.
- Twelve student-athletes have been NCAA Elite 90 recipients.
- Fifteen Tar Heel teams scored a perfect 1000 in the NCAA's APR for 2021-22.
- The Tar Heels finished in the top 10 of the NACDA Learfield Directors' Cup eight times, including a top-10 finish in 2022-23.
- Student-athletes have logged more than 50,000 hours of community service, helping at hospitals and local schools, and partnering with a variety of local and national groups.

Cunningham is in his 21st year as a Division I director of athletics. He came to Chapel Hill after spending the previous six years as the director of athletics at the University of Tulsa. He also served as Ball State University's Athletic Director from 2002-05.

Cunningham, who earned his bachelor's and master's degrees in business administration from Notre Dame in 1984 and 1988, respectively, worked in his alma mater's athletics department from 1988-2002. A former member of the Irish golf team (1982-83), Cunningham served as Notre Dame's Associate Athletics Director for finance and facilities from 1995-2000 and was the Associate Director of Athletics for external affairs from 2000-02.

Born in Flint, Mich., and raised in Naples, Fla., Cunningham and his wife, Tina, have four grown children: Matthew, Michael, John and Sarah, and daughters-in-law, Erica and Emily.



Jeffrey Camarati



**DEAN E. SMITH CENTER**

Jeffrey Camarant



The 2023-24 season is the 39th in which the Tar Heels will play in the Dean E. Smith Center. UNC has played over 500 games in the Smith Center in front of a combined audience of over 10 million fans. Carolina enters the 2023-24 campaign 463-86 in the Smith Center, a winning percentage of 84.3.

The Tar Heels are annually one of the nation's attendance leaders and have been for decades.

The first game in the Smith Center featured No. 1 Carolina defeating No. 3 Duke, 95-92, in a battle of unbeaten teams on Jan. 18, 1986. The first Tar Heel basket was scored by Carolina center Warren Martin off a pass from Kenny Smith.

**RENOVATIONS**

The Smith Center has undergone a number of improvements to keep it on the cutting edge of basketball arenas, including installing LED lights in 2023, naming the court after Roy Williams and upgrading the video boards in 2018. UNC completed full renovations of the lockerrooms, training room and the addition of a team video room and dining room prior to the 2016-17 season.

The building added a new ribbon board surrounding the court for the 2012-13 season. The basketball offices were overhauled and expanded in 2010.

The arena's lights and sound system were replaced and the training, weight and equipment rooms were expanded and renovated for 2009-10. A hydrotherapy room was added for the 2008-09 season.

In 2008, the Carolina Basketball Museum opened in the new Williamson Athletics Center, adjacent to the Koury Natatorium. The museum underwent

a \$1.5 million renovation in 2017.

In 2006-07, the seats in the lower level and upper level ring were replaced. The playing floor was completely refinished and refurbished for the 2007-08 campaign.

Four high-resolution video boards were installed for the 2005-06 season. At the same time, two 50-foot ribbon boards were added to the fascia around the upper level and a 40-foot

Year	Overall Record	ACC Record
1985-86	6-1	5-1
1986-87	13-0	7-0
1987-88	9-2	6-1
1988-89	12-2	6-1
1989-90	11-2	5-2
1990-91	11-2	5-2
1991-92	13-2	6-2
1992-93	12-0	8-0
1993-94	14-1	7-1
1994-95	12-1	7-1
1995-96	9-3	5-3
1996-97	11-1	7-1
1997-98	12-1	7-1
1998-99	12-2	6-2
1999-00	7-5	5-3
2000-01	12-2	7-1
2001-02	6-9	3-5
2002-03	13-5	5-3
2003-04	12-2	6-2
2004-05	15-0	8-0
2005-06	13-4	5-3
2006-07	16-1	7-1
2007-08	14-2	6-2
2008-09	14-1	7-1
2009-10	13-5	3-5
2010-11	15-0	8-0
2011-12	17-1	7-1
2012-13	14-2	7-2
2013-14	15-3	8-1
2014-15	10-5	5-4
2015-16	15-1	8-1
2016-17	16-0	9-0
2017-18	12-3	7-2
2018-19	14-2	7-2
2019-20	7-7	4-6
2020-21	10-1	7-0
2021-22	15-2	8-2
2022-23	12-3	7-3
<b>Totals</b>	<b>463-86</b>	<b>240-68</b>
	<b>(.843)</b>	<b>(.779)</b>

*✓ Record versus non-conference opponents is 223-18 (.925)*  
*✓ All-time Smith Center attendance is 10,674,094*

video board was added to the front of the scorer's table.

In 2000-01, a standing-room-only section reserved for students opened on the baseline closest to the Carolina bench. The Rams Club funded a \$150,000 renovation that allowed approximately 400 students to move courtside.

**ORIGINS**

In May 1980, the Department of Athletics, in conjunction with the Educational Foundation, embarked on a mission to raise millions of dollars from private donations to construct an arena. The real inspiration for the fund-raising effort came from the campaign chairman, the late Hargrove "Skipper" Bowles.

Six years, 2,362 donors and over \$34 million later, the premiere basketball arena in America became a reality. Dedicated in September 1986 as the Dean Edwards Smith Center, the 300,000-square-foot structure stands on seven and one-half acres of the University's south campus. Over 20,000 cubic yards of rock were removed to make room for the 340-foot-wide, 380-foot-long and 140-foot-high building.



Peyton Williams



Jeffrey Camarant



**2023-24 TAR HEEL BASKETBALL • THIS IS UNC**  
**SMITH CENTER RECORDS**

**Note:** The "vs." designation means the record was established by UNC; the "by" designation means the record was established by an opposing team or a team competing in an NCAA Tournament game at the Dean E. Smith Center.

**MOST POINTS**

129 vs. VMI, Dec. 17, 1994

**MOST POINTS IN A HALF**

77 vs. VMI, Dec. 17, 1994 (1st half)

**FEWEST POINTS IN A HALF**

12 by East Tennessee State, Dec. 8, 2012 (1st half)

**FEWEST POINTS IN A HALF BY UNC**

18 vs. Wake Forest, Jan. 27, 1996 (1st half)

18 vs. NC State, Feb. 24, 2015 (1st half)

**FEWEST COMBINED POINTS IN A HALF**

39 – Jan. 26, 1997 vs. Clemson (UNC 23, Clemson 16, first half)

**LARGEST HALFTIME LEAD**

47 vs. Florida Atlantic, Dec. 19, 2006 (65-18)

**LARGEST MARGIN OF VICTORY BY UNC**

68 vs. The Citadel, Feb. 18, 1991 (118-50)

68 vs. UNC Asheville, Nov. 30, 2008 (116-48)

**MOST POINTS IN A LOSS BY UNC**

114 vs. Wake Forest, Dec. 20, 2003 (114-119) (3OT)

**LARGEST MARGIN OF DEFEAT FOR UNC**

29 vs. Duke, Jan. 31, 2002 (58-87)

**MOST OPPONENT POINTS**

119 by Wake Forest, Dec. 20, 2003 (3OT)

**FEWEST POINTS BY UNC**

46 vs. NC State, Feb. 24, 2015

**FEWEST OPPONENT POINTS**

39 by Clemson, Feb. 16, 1995

**MOST POINTS, BOTH TEAMS**

233 vs. Wake Forest, Dec. 20, 2003 (114-119) (3OT)

**FEWEST POINTS, BOTH TEAMS**

92 vs. Princeton, Dec. 13, 1997 (50-42)

**MOST FIELD GOALS**

53 vs. VMI, Dec. 17, 1994

**MOST FIELD GOAL ATTEMPTS**

91 by VMI, Dec. 17, 1994

**HIGHEST FIELD GOAL PERCENTAGE**

.754 vs. Old Dominion, Dec. 1, 1992

**HIGHEST FIELD GOAL PCT. IN A HALF**

.857 vs. Old Dominion, Dec. 1, 1992 (24 of 28, 2nd half)

**MOST FREE THROWS MADE**

41 vs. Clemson, Jan. 28, 1998

**MOST FREE THROW ATTEMPTS**

59 vs. Clemson, Jan. 28, 1998

**MOST THREE-POINT FIELD GOAL ATTEMPTS**

42 by Clemson, Jan. 15, 1994

**MOST THREE-POINT FIELD GOALS MADE**

17 by Duke, March 2, 1997

17 vs. Florida State, Jan. 25, 1995

**HIGHEST THREE-POINT FIELD GOAL PERCENTAGE (min. 10 made)**

.733 vs. Wake Forest, Feb. 22, 2014 (11 for 15)

**MOST BLOCKED SHOTS**

15 vs. Northern Kentucky, Dec. 27, 2013

**MOST REBOUNDS**

72 vs. Nicholls, Dec. 19, 2011

**MOST ASSISTS**

37 vs. VMI, Dec. 17, 1994

**MOST PERSONAL FOULS**

41 by Clemson, Jan. 28, 1998

**TEAM RECORDS: SEASON**

**HIGHEST SCORING AVERAGE**

95.2 in 1986-87 (1,238 in 13 games)

**HIGHEST AVERAGE VICTORY MARGIN**

26.6 in 2006-07

**HIGHEST SCORING AVERAGE ALLOWED**

83.2 in 1989-90 (1,082 in 13 games)

**HIGHEST FIELD GOAL PERCENTAGE**

.577 in 1985-86 (237 of 411)

**HIGHEST THREE-POINT FIELD GOAL PERCENTAGE**

.451 in 1986-87 (79 of 175)

**HIGHEST FREE THROW PERCENTAGE**

.774 in 2018-19 (291 of 376)

**INDIVIDUAL RECORDS**

**MOST POINTS (GAME)**

40 Tyler Hansbrough vs. Ga. Tech, Feb. 15, 2006

**MOST POINTS (CAREER)**

1,321 Tyler Hansbrough (2005-09) (21.3 per game in 62 games)

**MOST POINTS (SEASON)**

385 Tyler Hansbrough (2007-08)

**HIGHEST SCORING AVERAGE (SEASON)**

24.1 Tyler Hansbrough (2007-08) (385 in 16 games)

**MOST GAMES SCORING IN DOUBLE FIGURES**

18 James Michael McAdoo, 2013-14

**CONSECUTIVE GAMES SCORING IN DOUBLE FIGURES**

42 Tyler Hansbrough, 2005-09

**MOST FG MADE (GAME)**

16 Antawn Jamison vs. Maryland, Feb. 14, 1998

16 Derrick Chievous (Missouri) vs. Rhode Island, March 17, 1988

**MOST FG MADE (SEASON)**

128 Rashad McCants (2002-03)

**HIGHEST FG PERCENTAGE (GAME)**

1.000 Scott Williams vs. Virginia, Jan. 13, 1990 (12 of 12)

**MOST THREE-POINT FG MADE (GAME)**

9 on three occasions, most recently by Grayson Flittner (Gardner-Webb), Nov. 23, 2009

**MOST THREE-POINT FG MADE (SEASON)**

49 Rashad McCants (2002-03)

**MOST THREE-POINT FG ATTEMPTS (GAME)**

18 Dennis Scott (Georgia Tech) vs. UNC, Jan. 28, 1989



Freshman Tyler Hansbrough scored a Smith Center-record 40 points against Georgia Tech in 2006.

**HIGHEST THREE-POINT FG PERCENTAGE (Game, min. 5 made)**

1.000 Joel Berry II vs. Duke, March 4, 2017 (5 of 5)

1.000 by four opponents, most recently by John Mooney (Notre Dame) vs. UNC, Feb. 12, 2018 (6 of 6)

**MOST FT MADE (GAME)**

20 Tyler Zeller vs. Maryland, Feb. 29, 2011

**MOST FT ATTEMPTS (GAME)**

23 Tyler Zeller vs. Maryland, Feb. 29, 2011

**BEST FT PERCENTAGE (GAME, MIN. 10 MADE)**

1.000 15 times, most recently by Cole Anthony vs. Boston College, Feb. 1, 2020 (14 of 14)

**BEST FT PERCENTAGE (SEASON, MIN. 25 MADE)**

.906 Marcus Paige, 2013-14 (77 of 85)

.906 Kenny Williams, 2018-19 (29 of 32)

**MOST REBOUNDS (GAME)**

24 Sean May vs. Duke, Mar. 6, 2005

**MOST ASSISTS (GAME)**

18 Raymond Felton vs. George Mason, Dec. 7, 2003

**MOST STEALS (GAME)**

9 Johnny Rhodes (Maryland) vs. UNC, Feb. 6, 1996

8 Derrick Phelps vs. Central Florida, Dec. 7, 1991

8 Tyler Hansbrough vs. UNC Asheville, Dec. 28, 2005

**MOST BLOCKED SHOTS (GAME)**

10 Brendan Haywood vs. Miami (Fla.), Dec. 4, 2000



**2023-24 TAR HEEL BASKETBALL • THIS IS UNC**  
**SMITH CENTER RECORDS**

SCHOOL	UNC RECORD VS.	McNeese State	1-0
Akron	1-0	Miami	12-5
Alabama	1-0	Michigan	2-0
UAB	2-0	Michigan State	1-1
Albany	1-0	Middle Tennessee State	2-0
Appalachian State	5-0	Mississippi Valley State	1-0
Arizona	1-0	Monmouth	2-0
Belmont	0-1	Nevada	3-0
Bethune-Cookman	1-0	UNLV	1-0
Binghamton	1-0	Nicholls	2-0
Boston College	8-3	UNC Asheville	7-0
Brown	1-0	North Carolina A&T	2-0
Bucknell	1-0	North Carolina Central	3-0
Buffalo	2-0	UNCG	2-0
Butler	1-0	NC State	30-7
California	1-0	UNCW	4-0
UC Santa Barbara	2-0	Northeastern	1-0
Chattanooga	2-0	Northern Iowa	2-0
Central Florida	2-0	Northern Kentucky	1-0
Charlotte	1-0	Notre Dame	8-1
Cincinnati	1-0	Oakland	1-0
The Citadel	3-0	Ohio State	2-1
Clemson	29-1	Ohio University	0-1
Cleveland State	2-0	Old Dominion	3-0
Coastal Carolina	1-0	Oral Roberts	1-0
College of Charleston	4-0	Penn	2-0
Colorado	1-0	Penn State	1-0
Colorado State	1-0	Pepperdine	1-0
Connecticut	3-0	Pittsburgh	6-3
Cornell	2-0	Presbyterian	1-0
Dartmouth	2-0	Princeton	1-0
Davidson	6-1	Purdue	1-0
Dayton	1-0	Radford	1-0
DePaul	2-0	Richmond	2-0
Duke	20-18	Robert Morris	1-0
East Carolina	2-0	Rutgers	4-0
East Tennessee State	2-0	Saint Francis (Pa.)	2-0
Elon	3-0	Saint Louis	1-0
Evansville	2-0	San Diego State	1-0
Fairfield	1-0	Santa Clara	1-0
Florida Atlantic	2-0	South Carolina State	1-0
FIU	2-0	Southern California	1-0
Florida State	20-4	SMU	1-0
Furman	1-0	Stanford	2-0
Gardner-Webb	6-0	Stetson	2-0
George Mason	1-0	Syracuse	6-0
Georgetown	0-1	Temple	0-1
Georgia	3-0	Tennessee	1-0
Georgia Tech	27-5	Tennessee State	1-0
Gonzaga	1-0	Tennessee Tech	2-0
Hampton	1-1	Texas	2-1
Harvard	1-0	Texas A&M	1-0
Hawai'i	1-0	Towson State	2-0
High Point	1-0	Tulane	2-0
Holy Cross	1-0	Tulsa	1-0
Houston	1-0	UCLA	1-1
Howard	1-0	Valparaiso	2-0
Illinois	0-1	Vanderbilt	1-0
Indiana	0-1	Vermont	2-0
Iona	1-0	Villanova	2-0
Iowa	0-2	Virginia	26-6
Jacksonville	2-0	VMI	2-0
James Madison	1-0	Virginia Tech	8-1
Kent State	1-0	Wake Forest	25-5
Kentucky	6-2	Western Carolina	1-0
LaSalle	1-0	Western Kentucky	1-0
Lipscomb	1-0	William & Mary	3-0
Long Beach State	3-0	Winthrop	1-0
Louisville	5-1	Wisconsin	1-0
Loyola, Chicago	1-0	Wofford	1-1
Loyola, Maryland	1-0	Wyoming	1-0
Marquette	2-1	Yale	1-0
Marshall	2-0		
Maryland	20-8		
<b>Total</b>		<b>Total</b>	<b>463-86</b>

**Most Wins by UNC**

30 vs. NC State  
 29 vs. Clemson  
 27 vs. Georgia Tech  
 26 vs. Virginia  
 25 vs. Wake Forest

**Most Wins by an Opponent**


18 by Duke  
 8 by Maryland  
 7 by NC State  
 6 by Virginia  
 5 by Georgia Tech  
 5 by Miami  
 5 by Wake Forest

**Multiple Wins by Non-Conference Opponent**

2 by Iowa (UNC 0-2)  
 2 by Kentucky (UNC 6-2)

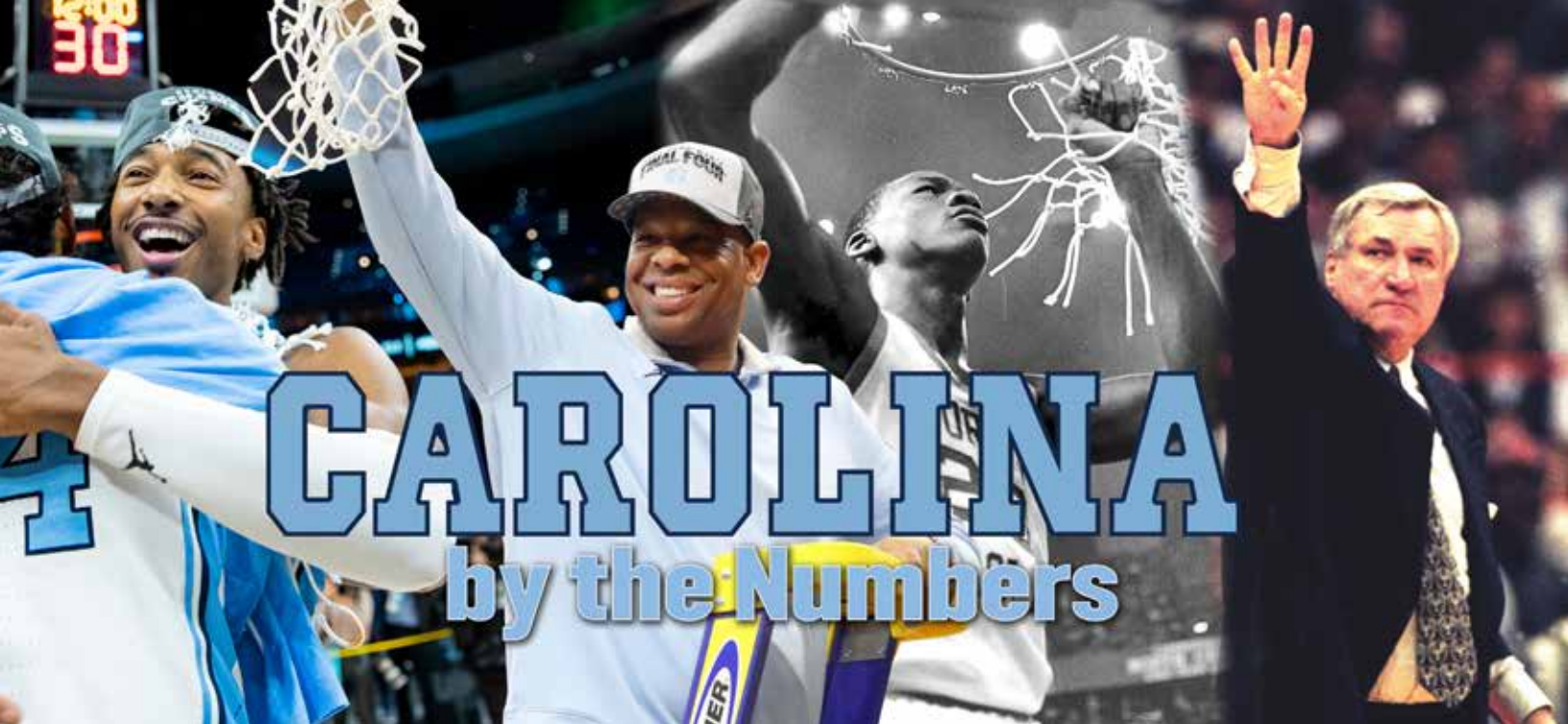


**Harrison Barnes**



**Vince Carter**





**1**

**Rank, Most Players to Play in NCAA Final Four**

In North Carolina's 21 Final Four appearances, 179 Tar Heel players have played in at least one Final Four game, more than any school in the nation.

**4**

**Of NBA's 75 Greatest Players**

In 2021, the NBA selected its 75th Anniversary Team. Former Tar Heels **Billy Cunningham**, **Michael Jordan**, **Bob McAdoo** and **James Worthy** made the team. UNC and UCLA led all schools nationally with four players each on the elite list.

In the late 1990s when the NBA selected its 50 Greatest Players, Cunningham, Jordan and Worthy made the cut.

**5**

**Final Four MOPs**

**Joel Berry II** had 22 points, four three-pointers and six assists to lead UNC past Gonzaga and earn Most Outstanding Player honors at the 2017 Final Four. He is the fifth Tar Heel to win the award, joining **James Worthy** in 1982 (28 points vs. Georgetown), **Donald Williams** in 1993 (25 points in the semifinals vs. Kansas and 25 points vs. Michigan in the championship), **Sean May** in 2005 (26 points and 10 rebounds vs. Illinois in championship) and **Wayne Ellington** in 2009 (19 points, 17 in the decisive opening half vs. Michigan State).

**7**

**National Championships**

Carolina has won seven national championships, including six NCAA Tournament titles and the 1924 Helms Foundation national championship.

The Tar Heels won the NCAA Tournament in 1957, 1982, 1993, 2005, 2009 and 2017.

**7-0**

**In No. 1 vs. No. 2 Games**

Carolina has played in seven games involving the top two ranked teams in the country in the Associated Press poll and the Tar Heels are 7-0 in those games (4-0 as No. 1 and 3-0 as No. 2).

A list of those games:

**March 23, 1957** – No. 1 UNC 54, No. 2 Kansas 53

**Dec. 26, 1981** – No. 1 UNC 82, No. 2 Kentucky 69

**Jan. 9, 1982** – No. 1 UNC 65, No. 2 Virginia 60

**Feb. 4, 1986** – No. 1 UNC 78, No. 2 Ga. Tech 77

**Feb. 3, 1994** – No. 2 UNC 89, No. 1 Duke 78

**Feb. 5, 1998** – No. 2 UNC 97, No. 1 Duke 73

**Apr. 4, 2005** – No. 2 UNC 75, No. 1 Illinois 70

**9**

**ACC Rookies of the Year**

Nine Carolina players have been named ACC Rookie of the Year, including **Sam Perkins** (1981), **Michael Jordan** (1982), **J.R. Reid** (1987), **Ed Cota** (1997), **Joseph Forte** (2000), **Marvin Williams** (2005), **Tyler Hansbrough** (2006), **Brandan Wright** (2007) and **Harrison Barnes** (2011).

**10**

**First-Team Academic All-Americans**

Tar Heel players have earned first-team Academic All-America honors 10 times, most recently by **Marcus Paige** in 2016 and **Tyler Zeller** in 2011 and 2012. Zeller also earned Academic All-America of the Year honors in '12. The list includes **Billy Cunningham**, **Charlie Scott**, **Dennis Wuycik**, **Tommy LaGarde**, **Eric Montross**, **Zeller** and **Paige**, all of whose jerseys hang in the Smith Center rafters for their efforts on the court.

**12**

**Naismith Hall of Famers**

Twelve Tar Heel coaches and players are members of the Naismith Basketball Hall of Fame, including 2022 inductee **George Karl**, 2019 inductee **Bobby Jones**, 2018 inductee **Charlie Scott**, **Michael Jordan** and **Roy Williams**, inducted in 2007.

**Larry Brown**, **Ben Carnevale** (coach), **Billy Cunningham** (player/coach), **Jones**, **Jordan**, **Robert McAdoo**, **Frank McGuire** (coach), **Scott**, **Dean Smith** (coach), **Williams** (coach) and **James Worthy** are Carolina's Hall of Fame members.

**12**

**ACC 50th Anniversary Team**

The Tar Heels placed 12 players on the ACC 50th Anniversary Team, more than any other school: **Lennie Rosenbluth**, **Billy Cunningham**, **Larry Miller**, **Charlie Scott**, **Bobby Jones**, **Walter Davis**, **Phil Ford**, **James Worthy**, **Sam Perkins**, **Michael Jordan**, **Brad Daugherty** and **Antawn Jamison**.

**13**

**National Coaches of the Year**

Carolina head coaches have won national coach of the year honors 13 times, including **Frank McGuire** (1957), **Dean Smith** (1977, 1979, 1982 and 1993), **Bill Guthridge** (1998), **Matt Doherty** (2001), **Roy Williams** (2005, 2006, 2009, 2017 and 2019) and **Hubert Davis** (2022).

**13**

**National Players of the Year**


Eleven Tar Heels have won National Player of the Year honors 13 times, including consensus winners **Phil Ford** (1978), **Michael Jordan** (1984), **Antawn Jamison** (1998) and **Tyler Hansbrough** (2008). Other winners include **Jack Cobb** (1926), **George Glamack** (1940 and 1941), **Lennie Rosenbluth** (1957), **James Worthy** (1982), **Jordan** (1983), **Kenny Smith** (1987), **Jerry Stackhouse** (1995) and **Sean May** (2005).





J.D. Lyon Jr.

Tar Heel NCAA Final Four Most Outstanding Players Sean May, Joel Berry II, Wayne Ellington, Donald Williams & James Worthy were honored in Kenan Stadium in 2017.



H. Jayson Sings

Rasheed Wallace is one of 54 Tar Heels to be a first-round NBA Draft pick.

# 15

## ACC Players of the Year

Fifteen Tar Heels have been named ACC Player of the Year 15 times, including **Larry Miller**, who won the award in 1967 and 1968. Other Tar Heel recipients include **Lennie Rosenbluth** (1957), **Pete Brennan** (1958), **Lee Shaffer** (1960), **Billy Cunningham** (1965), **Mitch Kupchak** (1976), **Phil Ford** (1978), **Michael Jordan** (1984), **Antawn Jamison** (1998), **Joseph Forte** (2001), **Tyler Hansbrough** (2008), **Ty Lawson** (2009), **Tyler Zeller** (2012) and **Justin Jackson** (2017).

# 17

## NCAA Tournament No. 1 Seeds

Carolina has been a number one seed in the NCAA Tournament 17 times, more than any school in NCAA history. UNC's 17 No. 1 seeds came in 1979, 1982, 1984, 1987, 1991, 1993, 1994, 1997, 1998, 2005, 2007, 2008, 2009, 2012, 2016, 2017 and 2019.

Carolina has won NCAA titles as a No. 1 seed in 1982, 1993, 2005, 2009 and 2017 and also reached the Final Four as a top seed in 1991, 1997, 1998, 2008 and 2016.

**Roy Williams** earned 13 No. 1 seeds (eight at UNC), second-most in NCAA history, in 33 seasons as a head coach.

# 18

## ACC Championships

Carolina has won 18 Atlantic Coast Conference Tournament championships and played in the championship game a record 35 times.

**Dean Smith** won 13 Tournament titles, second-most in history. Smith's teams were 58-23 and played in the championship game 21 times. **Roy Williams** won ACC Tournament titles in 2007, 2008 and 2016.

# 21

## Seasons Ranked No. 1

Carolina has been ranked No. 1 in the nation in the Associated Press poll in 21 different seasons since the AP began its rankings in 1948-49.

Those seasons are 1957, 1958, 1959, 1978, 1982, 1983, 1984, 1986, 1987, 1988, 1993, 1994, 1995, 1998, 2001, 2007, 2008, 2009, 2012, 2016 and 2023.

The Tar Heels have been No. 1 in 113 AP polls. Carolina is third nationally in weeks ranked No. 1 in the country.

Carolina leads the nation with 14 wins over the No. 1-ranked team in the AP poll, including most recently a victory at Duke in 2018-19.

# 21

## Final Fours

Carolina has played in 21 Final Fours, more than any school in the nation. The Tar Heels played in the Final Four in 1946, 1957, 1967, 1968, 1969, 1972, 1977, 1981, 1982, 1991, 1993, 1995, 1997, 1998, 2000, 2005, 2008, 2009, 2016, 2017 and 2022. The Tar Heels won the NCAA title in 1957, 1982, 1993, 2005, 2009 and 2017.

Carolina is the only school to play in the Final Four and national championship game in each of the last nine decades (1940s through 2020s).

**Rusty Clark** (1967-69), **Bill Bunting** (1967-69) and **Ed Cota** (1997-98, 2000) started in three different Final Fours. Carolina holds the NCAA record for most players who have played in a Final Four with 179.

# 22

## ACC All-Freshman Players

**Day'Ron Sharpe** was an ACC All-Freshman Team selection in 2020-21. He became the 22nd Tar Heel named to the squad since its inception in 1992-93.

# 32

## Regular-Season ACC Titles

The Tar Heels went 16-2 in ACC play in 2018-19, winning their record 32nd regular-season ACC cham-

ampionship. UNC has won 21 regular-season championships outright, shared 11 others and won 18 ACC Tournament titles.

# 39

## First-Team All-Americans

Thirty-nine Tar Heels have earned first-team All-America honors, most recently **Justin Jackson** in 2017. **Tyler Hansbrough** was the first player in ACC history to earn first-team All-America honors in each of his four seasons (2006-07-08-09).

**Jack Cobb** (1924-26), **Phil Ford** (1976-78), **Mike O'Koren** (1978-80) and **Sam Perkins** (1982-84) earned first-team All-America honors on three occasions. Hansbrough, Ford, O'Koren, Perkins, NC State's David Thompson and Virginia's Ralph Sampson are the only players in ACC history to earn first-team All-America honors at least three times.

Eighteen Tar Heels have earned consensus first-team All-America honors a total of 27 times, which is second in NCAA history. They include **Cartwright Carmichael** (1923 and 1924), **Jack Cobb** (1924, 1925 and 1926), **George Glamack** (1940 and 1941), **Lennie Rosenbluth** (1957), **Larry Miller** (1968), **Robert McAdoo** (1972), **Phil Ford** (1977 and 1978), **James Worthy** (1982), **Michael Jordan** (1983 and 1984), **Sam Perkins** (1983 and 1984), **Kenny Smith** (1987), **J.R. Reid** (1988), **Jerry Stackhouse** (1995), **Antawn Jamison** (1998), **Joseph Forte** (2001), **Tyler Hansbrough** (2007, 2008 and 2009), **Brice Johnson** (2016) and **Justin Jackson** (2017).

# 52

## NCAA

## Tournament Berths

The Tar Heels are second in history in NCAA Tournament appearances with 52.

The Tar Heels established an all-time record with 27 consecutive trips to the Tournament from 1975-2001. UNC has the second-best winning percentage (.728) in NCAA Tournament history.





Dan Sears

**Marvin Williams graduated from UNC in December 2014 after nearly a decade's worth of summer school and online classes.**



**The NCAA champion Tar Heels went 32-0 in 1957.**



Robert Crawford

**James Worthy, Michael Jordan and Walter Davis were NBA first-round picks and All-Stars.**

# 51

## NBA Championship Rings

Former UNC players have won 51 NBA championship rings, more than any school in the Atlantic Coast Conference by a wide margin.

**Mitch Kupchak** won 10 NBA championship rings and **Michael Jordan** won six. They are among 18 former Tar Heels who have gone on to win NBA championship rings as players or coaches (most recently **Danny Green** in 2014, 2019 and 2020 and **Justin Jackson** in 2021).

league history.

**Tyler Hansbrough** was a unanimous selection in 2005-06, 2006-07, 2007-08 and 2008-09. He is the only player to earn first-team All-ACC honors four times.

In addition to Hansbrough, six Tar Heels earned first-team honors three times – **Lennie Rosenbluth** (1956-58), **York Larese** (1959-61), **Billy Cunningham** (1963-65), **Charles Scott** (1968-70), **Phil Ford** (1976-78), **Sam Perkins** (1982-84) and **Antawn Jamison** (1996-98).

# 53

## Smith Center Jerseys

The jerseys of 53 former Carolina players hang in honor in the Smith Center rafters in Chapel Hill.

That total includes retired jerseys of **Jack Cobb**, **Lennie Rosenbluth** (No. 10), **Phil Ford** (No. 12), **George Glamack** (No. 20), **Michael Jordan** (No. 23), **Antawn Jamison** (No. 33), **Tyler Hansbrough** (No. 50) and **James Worthy** (No. 52).

# 54

## First-Round NBA Draft Picks

Carolina has had 54 players taken in the first round of the NBA Draft and 117 players selected overall. The Tar Heels have had 35 players drafted in the first round in the last 35 years, including **Day'Ron Sharpe** in 2021.

In 2005, **Marvin Williams** (2nd), **Raymond Felton** (5th), **Sean May** (13th) and **Rashad McCants** (14th) made UNC the first school to have four players taken in the NBA Draft Lottery. Carolina duplicated the feat in 2012.

UNC's **James Worthy** and **Brad Daugherty** were selected No. 1 overall in the draft. The Los Angeles Lakers selected **Worthy** in 1982; the Cleveland Cavaliers took **Daugherty** No. 1 in 1986.

**Michael Jordan** was the third player selected in the 1984 Draft behind **Hakeem Olajuwon** (Houston) and **Sam Bowie** (Portland).

# 79

## First-Team All-ACC Players

With **Armando Bacot** in 2022 and 2023, Carolina has placed 79 players on the All-ACC first team, the most in

# 79

## NCAA Wins for Williams

**Roy Williams** ranks second all-time with 79 NCAA Tournament victories. **Dean Smith** went 65-27 in NCAA play and is third all-time.

# 81

## 1,000-Point Scorers

Carolina has had 81 players score 1,000 points, more than any other school in the nation.

# 131

## NCAA Tournament Wins

Carolina has won 131 games in the NCAA Tournament, most in the history of the event.

# 180

## NCAA Tournament Games

UNC is second in NCAA Tournament history in tournament games played with 180.

# Over 700

## ACC Victories

The Tar Heels have won 741 regular-season ACC games, more than any other school.

# Over 2,300

## Overall Victories

The Tar Heels have won 2,343 basketball games, the third-most in NCAA history behind Kentucky and Kansas. Carolina is second in NCAA history in winning percentage at .733.

# 20,000

## 20,000-point NBA Scorers

Three former Tar Heels (**Michael Jordan**, **Vince Carter** & **Antawn Jamison**) have scored at least 20,000 career NBA points, tied as the most in the nation (with the University of Houston).



Michael Jordan  
1984

Roy Williams  
2004


More UNC players have represented the USA in the Olympics than any other school in the nation.

# TAR HEEL OLYMPIANS

- 1964 Larry Brown (gold medal)
- 1968 Charles Scott (gold medal)
- 1972 Bobby Jones (silver medal)
- 1976 Walter Davis (gold medal)
- 1976 Phil Ford (gold medal)
- 1976 Bill Guthridge (gold medal)
- 1976 Tommy LaGarde (gold medal)
- 1976 Dean Smith (gold medal)
- 1980 Al Wood
- 1984 Michael Jordan (gold medal)
- 1984 Sam Perkins (gold medal)
- 1988 J.R. Reid (bronze medal)
- 1992 Michael Jordan (gold medal)
- 1992 Henrik Rodl (Germany)
- 2000 Vince Carter (gold medal)
- 2000 Larry Brown (gold medal)
- 2004 Larry Brown (bronze medal)
- 2004 Roy Williams (bronze medal)
- 2016 Harrison Barnes (gold medal)



Harrison Barnes  
2016

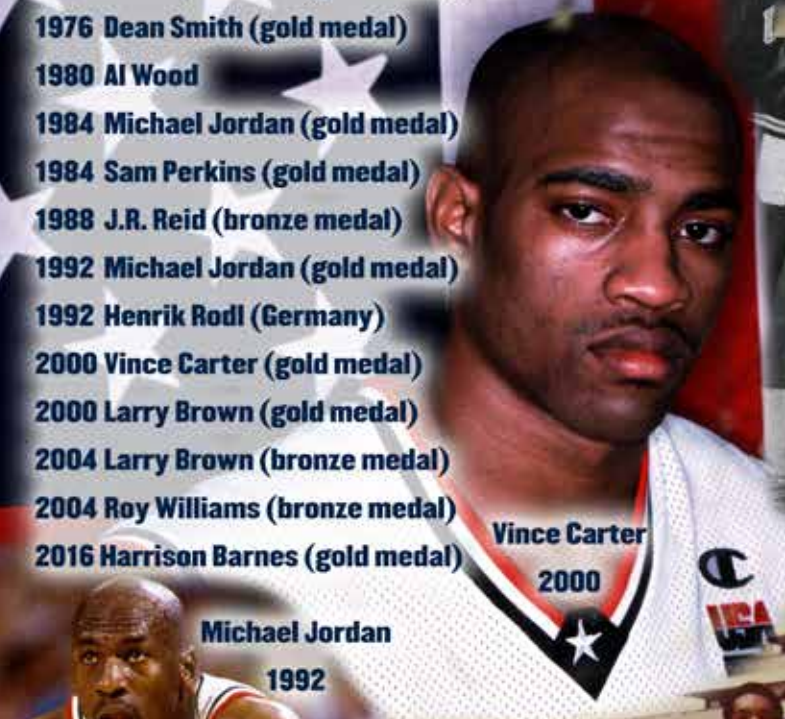


Bobby Jones  
1972



Larry Brown  
1964

Michael Jordan  
1992



Vince Carter  
2000



Michael Jordan  
1992




Dean Smith & Bill Guthridge  
1976



Mitch Tommy  
Kupchak LaGarde  
1976 1976

Walter Davis  
1976

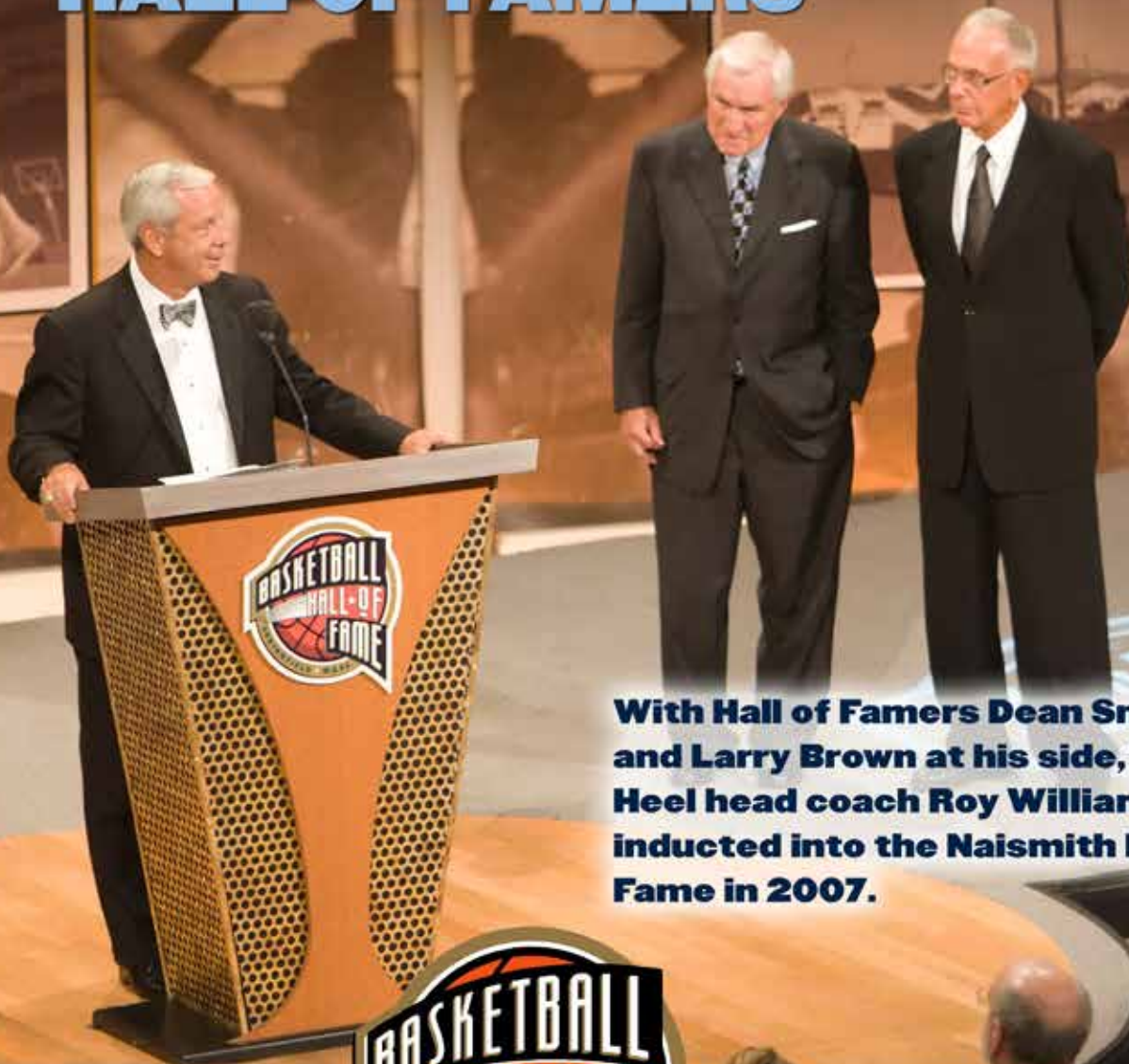


Harrison Barnes  
2016

Phil Ford  
1976



# HALL OF FAMERS




**With Hall of Famers Dean Smith and Larry Brown at his side, Tar Heel head coach Roy Williams was inducted into the Naismith Hall of Fame in 2007.**



**Frank McGuire**



**Billy Cunningham**

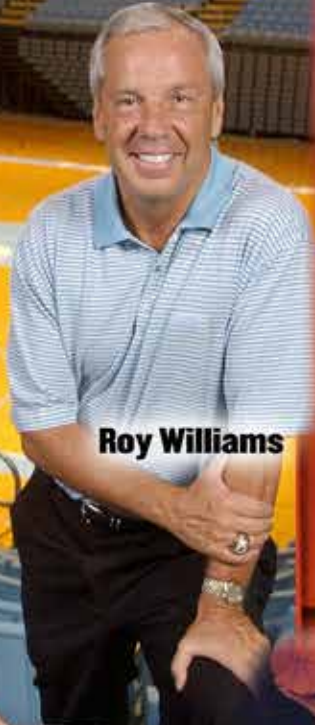


**Bob McAdoo**

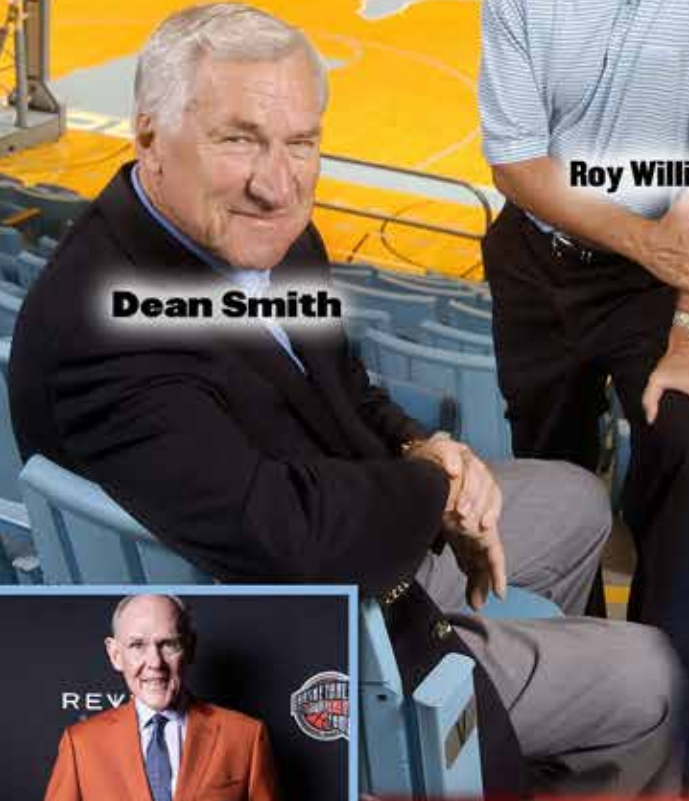





**Bobby Jones**



**Roy Williams**




**Dean Smith**



**George Karl**




**James Worthy**



**Michael Jordan**



**Charlie Scott**



**Ben Carnevale**



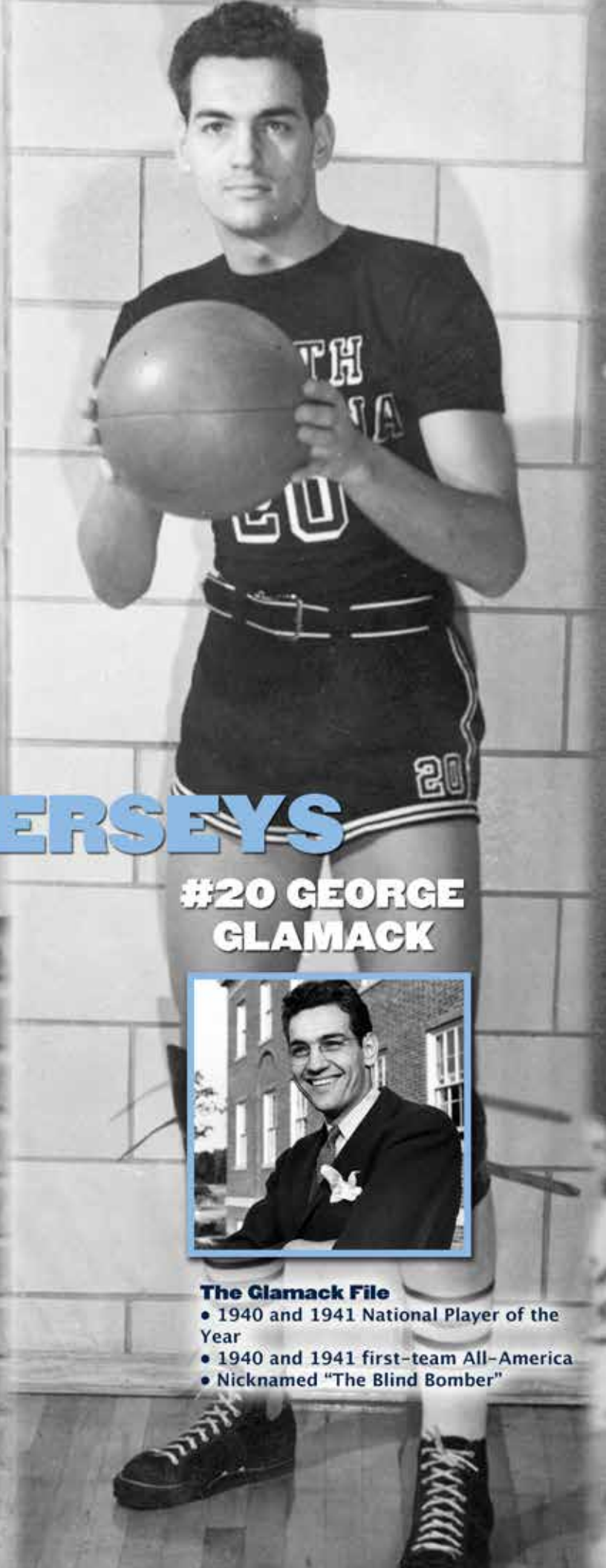


## RETIRED JERSEYS

**JACK COBB**

### **The Cobb File**

- 1926 National Player of the Year
- UNC's first three-time, first-team All-America
- Helped lead Carolina to the 1924 Helms Foundation national championship



**#20 GEORGE GLAMACK**



### **The Glamack File**

- 1940 and 1941 National Player of the Year
- 1940 and 1941 first-team All-America
- Nicknamed "The Blind Bomber"





**#10 LENNIE  
ROSENBLUTH**



**The Rosenbluth File**

- 1957 National Player of the Year
- Led the Tar Heels to the '57 NCAA championship
- Carolina's single-season (28.0 ppg in 1956-57) and career (26.9) scoring average leader



**#12 PHIL  
FORD**



**The Ford File**

- 1978 National Player of the Year
- Three-time first-team All-America
- Second-leading scorer in Carolina history and a 1976 Olympic gold medalist



# RETIRED JERSEYS

#52 JAMES  
WORTHY



## **The Worthy File**

- 1982 National Player of the Year
- Naismith Hall of Fame
- Most Outstanding Player of 1982 Final Four, leading UNC to '82 NCAA championship

#23 MICHAEL  
JORDAN



## **The Jordan File**

- 1983 and 1984 National Player of the Year
- Naismith Hall of Fame
- Named ESPN's Greatest Athlete of the 20th Century
- Hit the winning shot in 1982 NCAA title game





**#33 ANTAWN  
JAMISON**



**The Jamison File**

- Unanimous 1998 National Player of the Year
- Led Carolina to ACC titles and Final Four appearances in 1997 and 1998
- Three-time first-team All-ACC choice



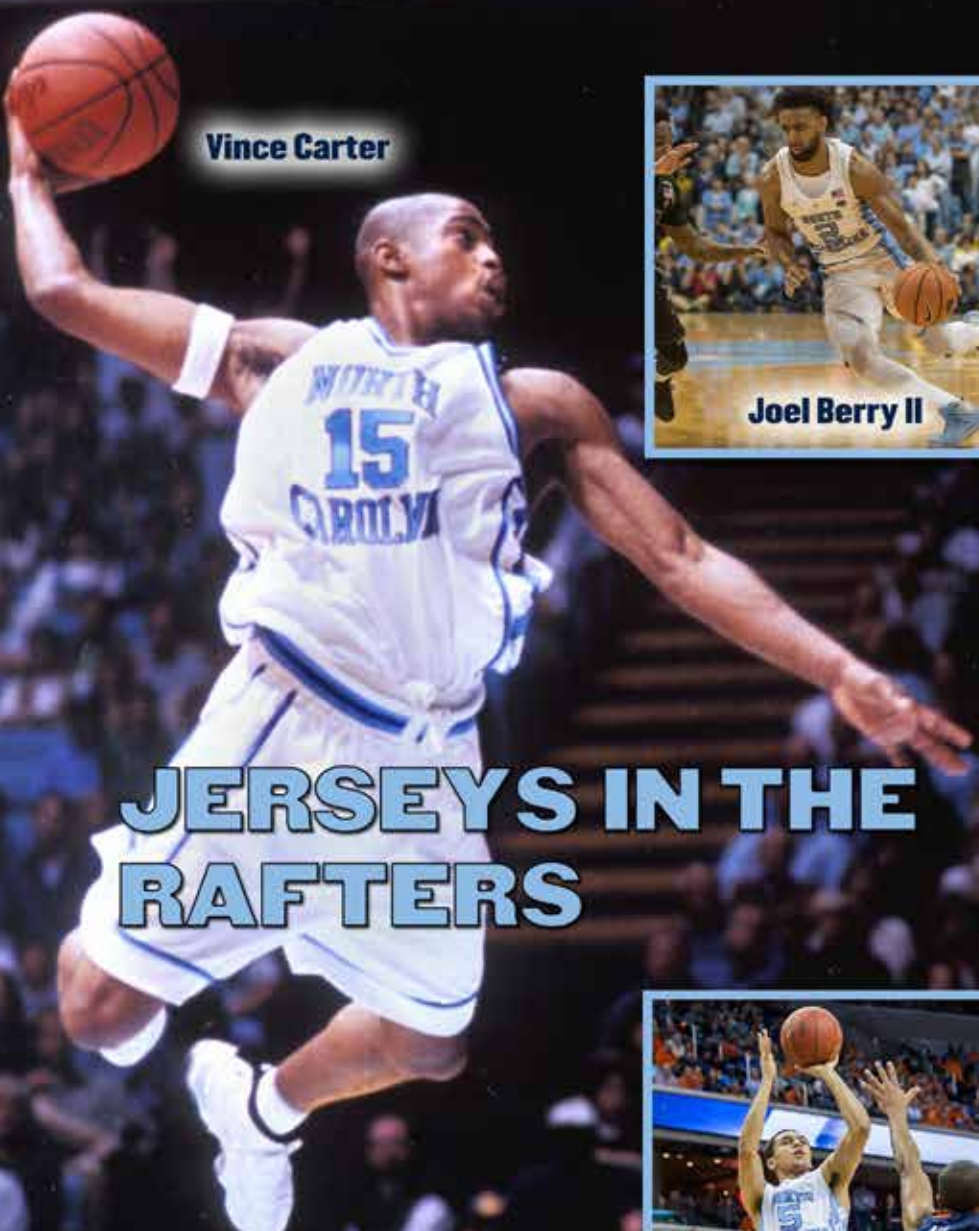
**#50 TYLER  
HANSBROUGH**



**The Hansbrough File**

- 2008 National Player of the Year
- Four-time first-team All-America and All-ACC pick
- Led the Tar Heels to the 2009 NCAA championship
- ACC's all-time leading scorer





Vince Carter


# JERSEYS IN THE RAFTERS



Joel Berry II



Marcus Paige



Brad Daugherty

## Carolina's Honored Jerseys


- Cartwright Carmichael ('24)
- #00 · Eric Montross ('94)
- #00 · Brendan Haywood ('01)
- #2 · Raymond Felton ('05)
- #2 · Joel Berry II ('18)
- #5 · Ty Lawson ('09)
- #5 · Marcus Paige ('16)
- #8 · Jim Jordan ('46)
- #11 · Larry Brown ('63)
- #11 · Brice Johnson ('16)
- #12 · Lee Shaffer ('60)
- #13 · John Dillon ('48)
- #15 · Vince Carter ('98)
- #21 · Mitch Kupchak ('76)
- #21 · Donald Williams ('95)
- #22 · York Larese ('61)
- #22 · Bobby Lewis ('67)
- #22 · Wayne Ellington ('09)
- #24 · Walter Davis ('77)
- #30 · Al Wood ('81)
- #30 · Kenny Smith ('87)
- #30 · Rasheed Wallace ('95)
- #31 · Bill Chamberlain ('72)
- #31 · Mike O'Koren ('80)
- #32 · Billy Cunningham ('65)
- #32 · Rashad McCants ('05)
- #33 · Charlie Scott ('70)
- #34 · Bobby Jones ('74)
- #34 · J.R. Reid ('89)
- #34 · George Lynch ('93)
- #35 · Pete Brennan ('58)
- #35 · Doug Moe ('61)
- #35 · Robert McAdoo ('72)
- #40 · Tommy Kearns ('58)
- #40 · Joseph Forte ('01)
- #40 · Harrison Barnes ('12)
- #41 · Sam Perkins ('84)
- #42 · Brad Daugherty ('86)
- #42 · Jerry Stackhouse ('95)
- #42 · Sean May ('05)
- #44 · Larry Miller ('68)
- #44 · Dennis Wuycik ('72)
- #44 · Tyler Zeller ('12)
- #44 · Justin Jackson ('17)
- #45 · Tommy LaGarde ('77)





**Brice Johnson**


**Rasheed Wallace**



**Kenny Smith**




**George Lynch**



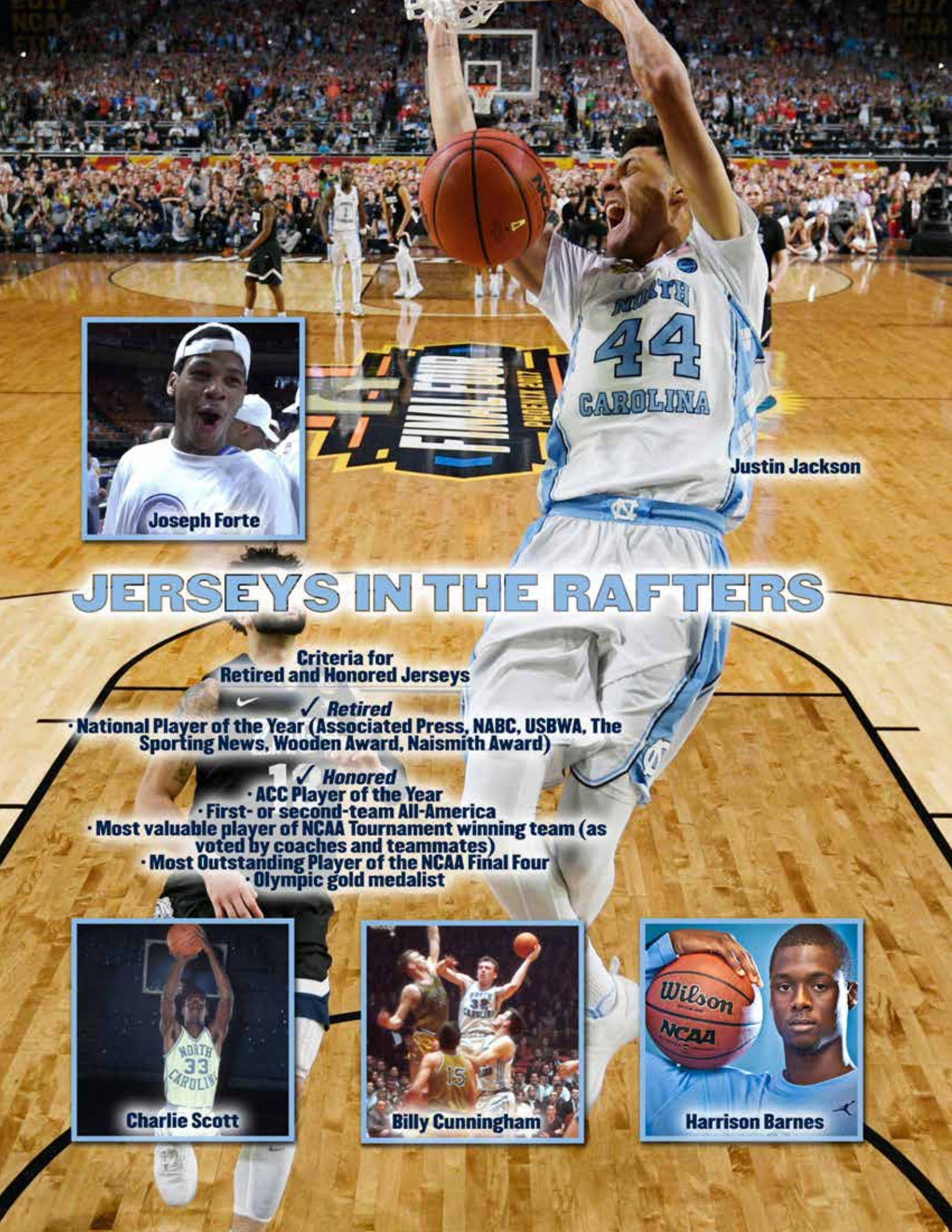
**Sam Perkins**



**Wayne Ellington**







**Joseph Forte**

**Justin Jackson**

# JERSEYS IN THE RAFTERS


## Criteria for Retired and Honored Jerseys

### ✓ Retired


- National Player of the Year (Associated Press, NABC, USBWA, The Sporting News, Wooden Award, Naismith Award)

### ✓ Honored


- ACC Player of the Year
- First- or second-team All-America
- Most valuable player of NCAA Tournament winning team (as voted by coaches and teammates)
- Most Outstanding Player of the NCAA Final Four
- Olympic gold medalist



**Charlie Scott**

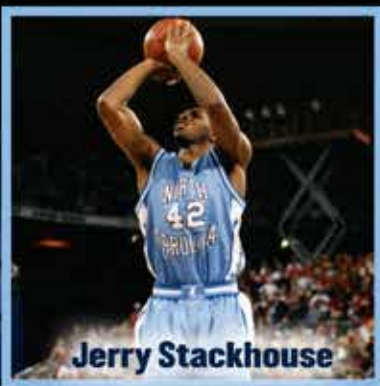


**Billy Cunningham**

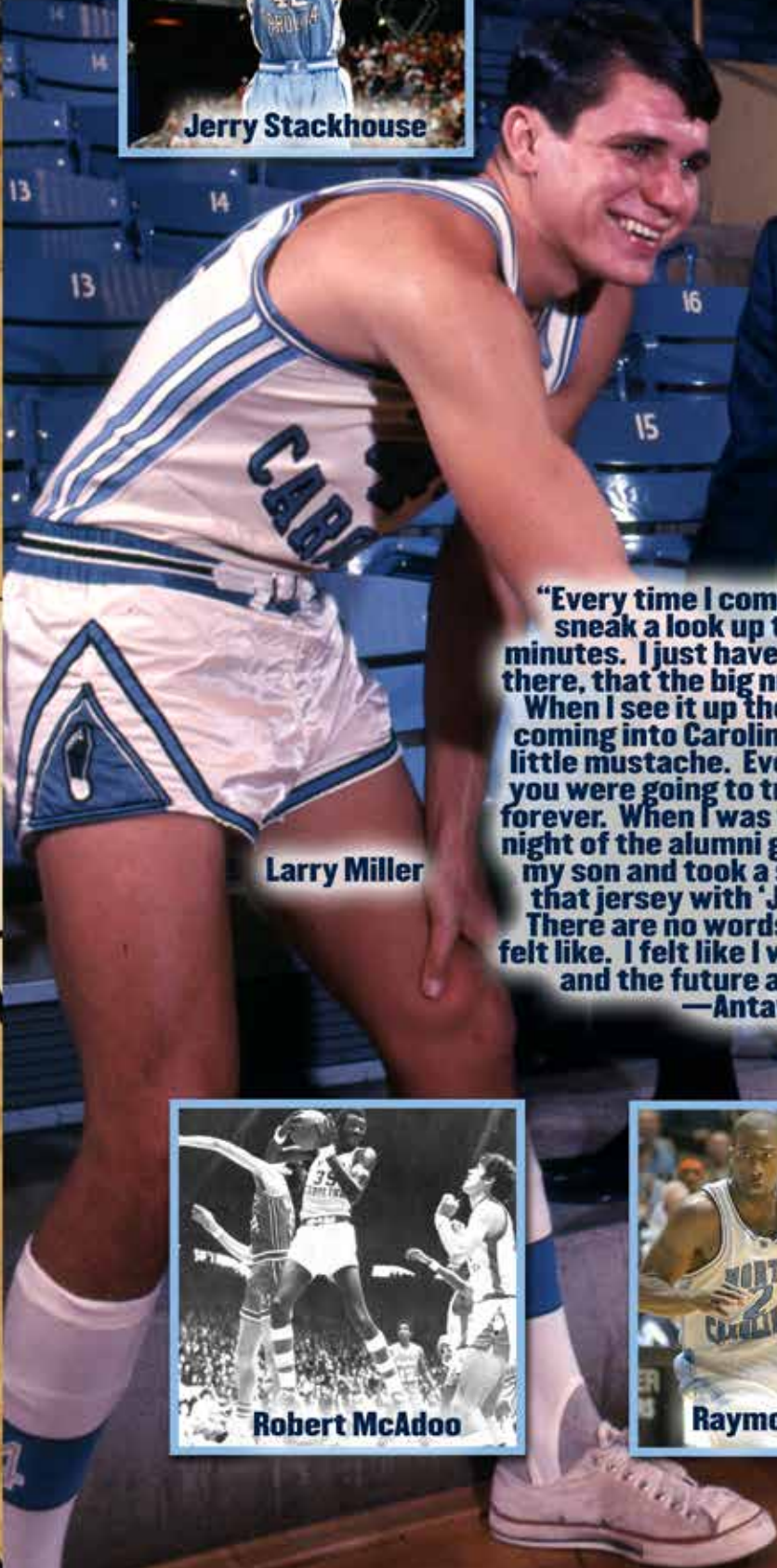


**Harrison Barnes**

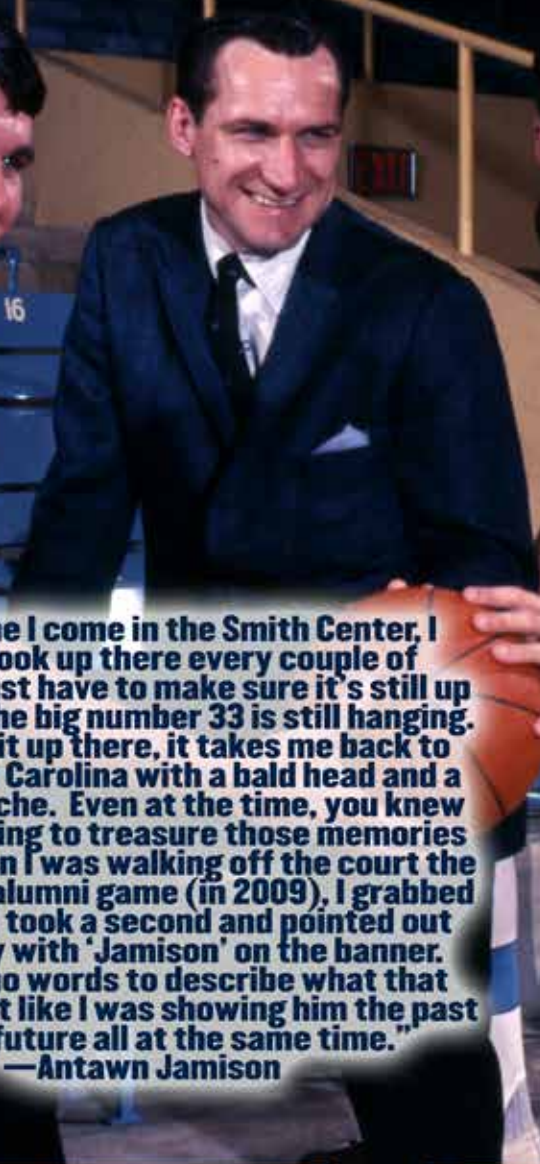





**Jerry Stackhouse**




**Larry Miller**




**“Every time I come in the Smith Center, I sneak a look up there every couple of minutes. I just have to make sure it’s still up there, that the big number 33 is still hanging. When I see it up there, it takes me back to coming into Carolina with a bald head and a little mustache. Even at the time, you knew you were going to treasure those memories forever. When I was walking off the court the night of the alumni game (in 2009), I grabbed my son and took a second and pointed out that jersey with ‘Jamison’ on the banner. There are no words to describe what that felt like. I felt like I was showing him the past and the future all at the same time.”**  
—Antawn Jamison




**Bobby Lewis**



**Robert McAdoo**




**Raymond Felton**



**Donald Williams**



**CAROLINA BASKETBALL TIMELINE**



**George Glamack won National Player of the Year honors in 1940 and '41.**

**Jan. 27, 1911:** Carolina defeats Virginia Christian, 42-21, in first game. **Marvin "Philly" Ritch**, considered the Father of UNC Basketball, is the team's first captain and leading scorer.

**Feb. 22, 1913:** Carolina plays the North Carolina College of Agricultural and Mechanic Arts (NC State) for the first time in any sport since 1906. The Tar Heels lost that first encounter, 26-18. The teams would not play again until the 1919 state championship.

**Dec. 29, 1913:** **Meb Long**, UNC's first great scorer, scored 23 points in a win over the Charlotte YMCA. Long became the first Tar Heel to score 20 points in a game. Two weeks earlier, Meb and **Cyrus Long** became the first brothers to play basketball for UNC.

**Feb. 19, 1914:** **Ben Edwards** plays for Guilford in a 38-13 UNC victory. Earlier in the year, Edwards played in six games for Carolina, thus becoming the first and only player to play for and against the Tar Heels in the same season.

**Feb. 20, 1915:** Lynchburg YMCA wins 63-20, the most lopsided loss in UNC history.

**Jan. 24, 1920:** **Billy Carmichael** scored 16 points in a 36-25 win over Trinity in the first-ever basketball game between the two schools located eight miles apart. Carmichael led the team in scoring in 1919-20 (10.8 ppg) and was later the University's controller and acting president. Carmichael Auditorium is named in his honor.

**Feb. 26, 1921:** **Cartwright Carmichael** scored 15 points in a win over Virginia and sets UNC's single-season scoring record, surpassing Meb Long and ending the year with 286 points.

**Feb. 28, 1922:** **Cartwright Carmichael** and **Monk McDonald** lead UNC to a 40-26 win over Mercer for Southern Conference Tournament title.

**Feb. 29, 1924:** En route to an undefeated season the Tar Heels play and beat Kentucky for the first time, a 41-20 win in the first round of the Southern Conference Tournament in Atlanta. **Jack "Sprat" Cobb** scored 17 points.

**March 4, 1924:** **Jack Cobb's** 15 points almost single-handedly outscores Alabama in a 26-16 win in the Southern Conference title game. UNC finishes 26-0 and the Helms Foundation later selects Carolina as national champions. Cobb leads all scorers with a single-season school record 353 points. Cobb, **Cartwright Carmichael** and **Monk McDonald** combine to average 28 of UNC's 36.9 points per game.

**Jan. 24, 1925:** **John Purser** scores 10 points to lead UNC to a 25-21 win at Duke's Memorial Gymnasium. It was the first game ever played between North Carolina and Duke as the school formerly known as Trinity changed its name less than four weeks prior to the game.

**Feb. 12, 1925:** Head cheerleader **Vic Huggins** introduces Rameses, the school's first ram mascot, at halftime of UNC's 28-27 loss to South Carolina.

**Feb. 18, 1926:** A 17-8 loss to NC State marks the fewest points in UNC history, but two weeks later, Carolina beats Mississippi State to win the Southern Conference Tournament.

**Feb. 27, 1932:** **Virgil Weathers'** basket with less than 30 seconds to play gives Carolina a 43-42 win over Adolph Rupp's top-seeded Kentucky in the second round of the Southern Conference Tournament. It would prove to be the final time the two schools played one another as members of the same conference.

**1933-34:** The first season in which Carolina wore numbers on its jerseys. Also, **Dave McCachren** was captain, marking the first of four brothers from Charlotte (Jim 1936, Bill 1939 and George 1943) to captain the team.

**Jan. 15, 1936:** NYU beats the Tar Heels, 55-33, in Carolina's first game in Madison Square Garden.

**March 7, 1936:** Trailing 42-30 with less than 10 minutes to play, the Tar Heels go on a 20-3 run to defeat Washington & Lee 50-45 to win the Southern Conference Tournament. The game was called the greatest comeback in the history of Southern basketball. **Andy Bershak**, who won All-America honors in football, scored the go-ahead basket and led UNC with 15 points.

**Feb. 10, 1941:** Two-time All-America **George Glamack** scores a record 45 points in a 76-53 win over Clemson. Later that year, UNC loses to Pittsburgh and Dartmouth in first-ever NCAA Tournament appearance.

**March 21, 1946:** 57-49 win over NYU in Madison Square Garden is Carolina's first in the NCAA Tournament. Five days later, Oklahoma A&M beats UNC, 43-40, in NCAA championship game. **"Hook" Dillon** scores 16 for Tar Heels in title game, but **Bob Kurland** leads A&M with 23.

**Dec. 3, 1951:** 100-57 win over Furman marks the first of 169 games in which Carolina scores 100 or more points. The Tar Heels are 151-18 in those games.

**Feb. 29, 1952:** Duke's **Dick Groat** scores 48, **Bernie Jernicki** grabs 31 rebounds in a 94-64 Blue Devil win.

**Dec. 1, 1952:** **Frank McGuire** Era begins with 70-50 win over The Citadel. McGuire would post a 164-58 record in nine seasons.

**Dec. 12, 1953:** 82-56 win over South Carolina is UNC's first ACC game and win.

**Feb. 8, 1954:** Virginia's **Buzz Wilkinson** scores 48 in 83-69 Wahoo win, most points ever vs. UNC in an ACC game.

NCAA DIVISION I LEADERS IN ALL-TIME WINS (entering the 2023-24 season)							
No.	School	Yrs.	Won	Lost	Tied	Pct.	Wins/Season
1.	Kansas	125	2,385	885	0	.729	19.1
2.	Kentucky	120	2,375	748	1	.760	19.8
3.	<b>North Carolina</b>	<b>113</b>	<b>2,343</b>	<b>852</b>	<b>0</b>	<b>.733</b>	<b>20.7</b>
4.	Duke	118	2,273	920	0	.712	19.3
5.	Temple	127	1,977	1,137	0	.635	15.6
6.	Syracuse	122	1,973	964	0	.672	16.2
7.	UCLA	104	1,986	888	0	.691	19.1
8.	Notre Dame	120	1,950	1,089	2	.642	16.3
9.	St. John's (NY)	116	1,922	1,085	0	.639	16.6
10.	Indiana	123	1,913	1,102	0	.634	15.6

NCAA DIVISION I LEADERS IN ALL-TIME WINNING PERCENTAGE (entering the 2023-24 season)						
No.	School	Yrs.	Won	Lost	Tied	Pct.
1.	Kentucky	120	2,375	748	1	.760
2.	<b>North Carolina</b>	<b>113</b>	<b>2,343</b>	<b>852</b>	<b>0</b>	<b>.733</b>
3.	Kansas	125	2,385	885	0	.729
4.	Duke	118	2,273	920	0	.712
5.	UCLA	104	1,986	888	0	.691
6.	UNLV	65	1,322	614	0	.683
7.	Syracuse	122	1,973	964	0	.672
8.	Arizona	118	1,912	977	1	.662
9.	Western Kentucky	104	1,872	973	0	.658
10.	Villanova	103	1,864	973	0	.657



**CAROLINA BASKETBALL TIMELINE**

**CAROLINA'S FINAL NATIONAL POLL RANKINGS**

Year	Media Poll (Started 1949)	Coaches Poll (Started 1951)
1955-56	13th	11th
1956-57	1st	1st
1957-58	13th	12th
1958-59	9th	6th
1959-60	Not Ranked	14th
1960-61	5th	6th
1966-67	4th	3rd
1967-68	4th	4th
1968-69	4th	2nd
1970-71	13th	13th
1971-72	2nd	2nd
1972-73	11th	12th
1973-74	12th	8th
1974-75	9th	10th
1975-76	8th	6th
1976-77	5th	3rd
1977-78	16th	10th
1978-79	9th	3rd
1979-80	15th	15th
1980-81	6th	6th
1981-82	1st	1st
1982-83	8th	8th
1983-84	1st	1st
1984-85	7th	7th
1985-86	8th	8th
1986-87	2nd	3rd
1987-88	7th	8th
1988-89	5th	4th
1990-91	4th	4th
1991-92	18th	12th
1992-93	4th	1st
1993-94	1st	9th
1994-95	4th	3rd
1995-96	25th	24th
1996-97	4th	4th
1997-98	1st	3rd
1998-99	13th	18th
1999-00	Not Ranked	11th
2000-01	6th	10th
2003-04	18th	22nd
2004-05	2nd	1st
2005-06	10th	14th
2006-07	4th	tied 5th
2007-08	1st	3rd
2008-09	2nd	1st
2010-11	7th	8th
2011-12	4th	6th
2013-14	19th	21st
2014-15	15th	12th
2015-16	3rd	2nd
2016-17	5th	1st
2017-18	10th	14th
2018-19	3rd	9th
2021-22	Not Ranked	2nd



**March 23, 1957: Lennie Rosenbluth and the Tar Heels beat Wilt Chamberlain and Kansas for Carolina's first NCAA title.**

**March 4, 1954:** UNC loses first-ever ACC Tournament game, 52-51, to eventual champion NC State.

**Dec. 14, 1955:** Lennie Rosenbluth scores 29 as 16th-ranked Carolina beats fifth-ranked Alabama, 99-77, in UNC's first game as ranked team in AP poll.

**Jan. 14, 1956:** Rosenbluth ties UNC record with 45 points in a 103-99 win at Clemson. The Bronx native goes 15 for 23 from the floor and 15 for 24 from the line.

**Feb. 24, 1956:** Rosenbluth has 31 points and 14 boards in 73-65 win over Duke that clinches UNC's first-ever ACC regular-season title. Tar Heels, 11-3 in ACC, get first ACC Tournament win (over Virginia in quarterfinal), but are upset by No. 20 Wake Forest in semifinals.

**Dec. 4, 1956:** Rosenbluth sets UNC scoring record with 47 in season-opening win over Furman. Rosenbluth makes 20 of 37 shots from the floor and adds 17 rebounds.

**Dec. 29, 1956:** Carolina beats Wake Forest, 63-55, to win Dixie Classic for first time, one of four UNC wins that year over the Deacons (by a combined 18 points).

**Jan. 30, 1957:** Tar Heels beat Western Carolina, 77-59, in UNC's first-ever game as the No. 1-ranked team in the nation.


**Feb. 5-9, 1957:** Rosenbluth scores eight of UNC's extra-session points in double-overtime win at Maryland followed by a 75-73 win over Duke as Tommy Kearns hits two free throws in the final minute to keep their unbeaten streak alive.

**March 1, 1957:** Rosenbluth scores 40 at Duke to cap perfect 14-0 ACC record. Rosenbluth, the National Player of the Year, sets UNC record averaging 28.0 points for the season.

**March 7-9, 1957:** Carolina wins first ACC Tournament title with wins over Clemson, Wake Forest, and South Carolina. Rosenbluth has 45 in first round over Tigers and hits three-point play to beat Deacs in semifinals. The 45 points stand today as the ACC Tournament single-game record.

**March 22, 1957:** Pete Brennan sends national semifinal vs. Michigan State into second overtime with four seconds left and UNC wins, 74-70 in triple overtime. Rosenbluth (31) and Bob Cunningham (19) lead the Tar Heels.

**March 23, 1957:** No. 1 Carolina beats No. 2 Kansas, 54-53, in another triple overtime classic. Kearns jumps



**Jan. 13, 1964: Billy Cunningham has 40 points and 28 rebounds against Maryland, one of his 40 consecutive double-doubles.**

center against 7-0 All-America center Wilt Chamberlain. Rosenbluth scores 20, but fouls out in regulation. UNC center Joe Quigg hits the winning free throws with six seconds left in the third OT and Carolina caps perfect 32-0 season as national champions.

**Dec. 21, 1957:** Jerry West leads eighth-ranked West Virginia to 75-64 win over No. 1 Carolina in the finals of the Kentucky Invitational, ending UNC's 37-game win streak.

**Jan. 14, 1959:** Third-ranked UNC beats No. 1 NC State, 72-68, the first of an NCAA record 11 wins over No. 1 ranked teams.

**Dec. 29, 1959:** York Larese sets ACC record in 75-53 win over Duke by making 21 free throw attempts.

**Dec. 2, 1961:** Bryan McSweeney and Jim Hudock each score 20, and Larry Brown has 12 points and eight rebounds as Carolina beats Virginia, 80-46, in Dean Smith's first game as head coach.

**Dec. 17, 1962:** Yogi Poteet scores 17 and Billy Cunningham grabs 17 rebounds in Dean Smith's first of 13 wins against Kentucky (against only three losses), a 68-66 victory in Lexington.

**Jan. 13, 1964:** Cunningham scores 40 and has 28 rebounds in 97-88 win over Maryland, one of the Kangaroo Kid's 40 consecutive double-doubles.

**Dec. 7, 1964:** Bobby Lewis and Cunningham score 23 and 22 points, respectively, and Carolina beats 11th-ranked Kentucky, 82-67, in Charlotte, Dean Smith's first win over a ranked opponent.



**CAROLINA BASKETBALL TIMELINE**

**Dec. 4, 1965:** UNC beats William and Mary, 82-68, in the first game played at Carmichael Auditorium.

**Dec. 16, 1965:** Lewis scores a UNC-record 49 points in 115-80 win over Florida State, a mark that stands today. Lewis goes 18 of 25 from the floor and 13 of 16 from the line. He averages 27.4 points that year, second-best ever by a Tar Heel.

**March 4, 1966:** Mike Lewis hits a free throw to break a 20-all tie and give second-ranked Duke a 21-20 win in the ACC semifinals. **John Yokley** and Duke's Steve Vancendak share game-scoring honors with six points. Only a combined 36 field goal attempts were taken in a classic delay game. The Blue Devils led 7-5 at halftime.

**March 11, 1967:** UNC had won the ACC regular-season title for the first time under **Dean Smith**, then beat Duke for the third time, 82-73, to win Smith's first ACC Tournament crown. MVP **Larry Miller** had 32 points and **Lewis** had 26.

**March 17, 1967:** Fourth-ranked Carolina beats No. 5 Princeton for **Dean Smith's** first NCAA Tournament win. **Lewis** earns regional MVP honors as UNC beats Boston College the next day to advance to the Final Four, where they lose to Dayton in the national semifinal.

**Feb. 21, 1968:** **Rusty Clark** sets UNC record with 30 rebounds in a win over Maryland.

**March 2, 1968:** Third-ranked UNC had already clinched its second straight ACC regular-season title, but lose in triple overtime at 10th-ranked Duke, 87-86. **Miller** plays all 55 minutes and has 15 points and 15 rebounds.

**March 9, 1968:** **Miller** (21 points) earns his second ACC Tournament MVP in a row as Carolina beats NC State, 87-50, still the largest margin in ACC championship game history.

**March 15-16, 1968:** Fourth-ranked Tar Heels beat No. 3 St. Bonaventure and No. 8 Davidson behind regional MVP **Clark** to advance to Final Four. **Clark** has 22 points and 17 rebounds in regional final. Tar Heels beat Ohio State in Final

**FOUR-YEAR STARTERS (since 1972-73)**

Player	Seasons
Walter Davis	1973-77
Phil Ford	1974-78
Mike O'Koren	1976-80
Sam Perkins	1980-84
Brad Daugherty	1982-86
Kenny Smith	1983-87
Jeff Lebo	1985-89
Ademola Okulaja	1995-99
Jason Capel	1998-2002
Kris Lang	1998-2002
Tyler Hansbrough	2005-09
Marcus Paige	2012-16
Kennedy Meeks	2013-17
Garrison Brooks	2017-21
Leaky Black	2019-23
Armando Bacot	2019-23

**FIRST-GAME STARTERS (since 1972-73)**

The following Carolina players started their first game as freshmen:

Name	Season
Phil Ford	1974-75
Mike O'Koren	1976-77
James Worthy	1979-80
Michael Jordan	1981-82
Kenny Smith	1983-84
J.R. Reid	1986-87
Pete Chilcutt	1987-88
Rick Fox	1987-88
Vince Carter	1995-96
Antawn Jamison	1995-96
Ed Cota	1996-97
Brendan Haywood	1997-98
Jason Capel	1998-99
Kris Lang	1998-99
Joseph Forte	1999-00
Adam Boone	2000-01
Jawad Williams	2001-02
Raymond Felton	2002-03
Sean May	2002-03
Rashad McCants	2002-03
Quentin Thomas	2004-05
Bobby Frasor	2005-06
Marcus Ginyard	2005-06
Tyler Hansbrough	2005-06
Wayne Ellington	2006-07
Brandan Wright	2006-07
Tyler Zeller	2008-09
Harrison Barnes	2010-11
Marcus Paige	2012-13
Nate Britt	2013-14
Justin Jackson	2014-15
Theo Pinson	2014-15
Garrison Brooks	2017-18
Jalek Felton	2017-18
Coby White	2018-19
Cole Anthony	2019-20
Armando Bacot	2019-20
RJ Davis	2020-21
Caleb Love	2020-21

Four, but fall to Lew Alcindor and UCLA, 78-55, for national title.

**Feb. 26, 1969:** **Bill Bunting** leads balanced effort with 14 points as Tar Heels beat South Carolina to wrap up third straight ACC regular-season title.

**March 8, 1969:** **Charlie Scott** scores 40 points, 29 in the second half, as Carolina beats Duke, 85-74 in ACC title game. Duke leads by nine at the half, but Scott sets ACC championship game scoring record and wins MVP honors.

**March 15, 1969:** **Scott** hits the game-winning jumper at the buzzer to beat Lefty Driesell's Davidson Wildcats, 87-85, to win NCAA East Regional and advance to third consecutive Final Four. Carolina loses to Purdue behind Rick Mount's 36 points.

**Jan. 17, 1970:** **Scott** scores 43 in 91-90 loss to Wake Forest. Later that year, the ACC's leading scorer and co-Male Athlete of the Year scores 41 points in ACC Tournament loss to Virginia. **Scott** averages 27.1 points, the third-highest mark by a Tar Heel.


**March 13, 1971:** South Carolina beats UNC, 52-51, on a Tom Owens lay-up at the buzzer in the ACC championship game. Owens' basket followed a jump ball with just three seconds to play. **Lee Dedmon** shared MVP honors as a member of the second-place team.

**March 27, 1971:** **Bill Chamberlain** scores 34 points and has 10 rebounds as UNC beats Georgia Tech, 84-66, to

win the NIT. The Tar Heels also beat Julius Erving and Massachusetts in the first round, Providence and Duke.

**Jan. 29, 1972:** A 92-72 win over Maryland is Carolina's 1,000th victory. The Terps won the rematch in overtime, but Carolina won the rubber match, 73-59, to win the ACC Tournament. MVP **Robert McAdoo** averaged 15 points in the Tournament and **Dennis Wuycik** scored 24 in the championship game.

**March 18, 1972:** Second-ranked Carolina beats No. 3 Penn, 73-59, to advance to the Final Four. **Wuycik** (18), **McAdoo** (17) and **George**



**March 15, 1969:** **Charlie Scott** hit a shot to beat Davidson and send Carolina to a third consecutive Final Four.

**Karl** (16) lead Carolina past the Quakers. **McAdoo** has 24 points and 15 rebounds in Final Four loss to Florida State, but fouled out with 13 minutes to play. **McAdoo** declares for the NBA after his junior year, his only year as a Tar Heel, and was selected No. 1 in the NBA Draft.

**Jan. 19, 1974:** All-America **Bobby Jones** steals the ball and drives the length of the floor for a game-winning lay-up as time expires in 73-71 win at Duke.

**March 2, 1974:** Freshman **Walter Davis** banks in a 35-footer at the buzzer to send the game to overtime, where the Tar Heels beat Duke, 96-92. Carolina trails the Blue Devils by eight points with 17 seconds to play in regulation, but UNC rallies behind Jones, who had four points and a steal.

**March 6-8, 1975:** **Phil Ford** becomes first freshman to win ACC Tournament MVP honors after leading Carolina to the title with 70-66 victory over defending NCAA champion NC State and David Thompson. Tar Heels beat Wake Forest, 101-100, in overtime in the quarterfinal after trailing by eight points with 50 seconds to play. **Brad Hoffman** sends the game into overtime with a 12-foot jumper with two seconds to go. **Ford** scores 29 and UNC needs overtime again to knock out Clemson in semis, then scores 24 in title game win over Norm Sloan's Wolfpack.

**Feb. 14, 1976:** **Mitch Kupchak** has 35 points and 21 rebounds and **Davis** has 26 points, 11 boards and six steals as Carolina works four overtimes to beat Tulane, 113-106, in the Superdome. It is the longest game in UNC history.



## CAROLINA BASKETBALL TIMELINE

## MILESTONE WINS IN CAROLINA BASKETBALL HISTORY

Victory No.	Score	Opponent, Date
1	42-21	Virginia Christian, Jan. 27, 1911
100	29-23	at Duke, March 7, 1922
200	45-14	Salisbury YMCA, Dec. 10, 1927
300	24-23	at Virginia, Jan. 29, 1934
400	42-38	at Asheboro McCrary Eagles, Dec. 30, 1939
500	55-28	NC State in Southern Conf. Tournament, Feb. 22, 1945
600	64-42	South Carolina, Jan. 18, 1950
700	63-55	Wake Forest in Dixie Classic, Dec. 29, 1956
800	100-71	Virginia at Greensboro, N.C., Jan. 13, 1962
900	82-54	Georgia Tech at Charlotte, N.C., Jan. 27, 1968
1,000	92-72	Maryland, Jan. 29, 1972
1,100	79-74	Georgia Tech at Charlotte, N.C., Feb. 6, 1976
1,200	73-70 (OT)	Rutgers at Madison Square Garden, Feb. 14, 1980
1,300	64-51	St. John's at Madison Square Garden, Dec. 29, 1983
1,400	96-80	Clemson, Feb. 21, 1987
1,500	92-70	NC State, Feb. 7, 1991
1,600	90-67	Pittsburgh, Nov. 29, 1994
1,700	60-45	Virginia, Feb. 11, 1998
1,800	68-65	Connecticut, Jan. 18, 2003
1,900	77-61	Georgia Tech, Jan. 20, 2007
2,000	69-62	Miami, March 2, 2010
2,100	84-51	UNC Wilmington, Dec. 31, 2013
2,200	78-53	Miami, March 9, 2017
2,300	79-62	at Georgia Tech, Dec. 5, 2021
1st ACC win	82-56	South Carolina, Dec. 12, 1953
1st ACC Championship	95-75	South Carolina at Raleigh, N.C., March 9, 1957
1st NCAA Tournament win	57-49	NYU at Madison Square Garden, March 21, 1946
1st NCAA championship	54-53 (3 OT)	Kansas at Kansas City, Mo., March 23, 1957
Dean Smith's 1st win	80-46	Virginia, Dec. 2, 1961
Dean Smith's 877th win	73-56	Colorado at Winston-Salem, N.C., March 15, 1997
Dean Smith's last win	97-74	Louisville at Syracuse, N.Y., March 23, 1997
Bill Guthridge's 1st win	84-56	Middle Tennessee State, Nov. 14, 1997
Roy Williams' 1st win	90-64	Old Dominion, Nov. 22, 2003
Roy Williams' 1st NCAA title	75-70	Illinois at St. Louis, Mo., April 4, 2005
Carolina's 6th NCAA title	71-65	Gonzaga at Phoenix, Ariz., April 3, 2017
Roy Williams' 900th win	78-70	Florida State, Feb. 27, 2021
Roy Williams' last win	81-73	Virginia Tech, March 11, 2021, in Greensboro
Hubert Davis' first win	83-67	Loyola, Nov. 9, 2021
1st win in Carmichael Auditorium	82-68	William and Mary, Dec. 4, 1965
Last win in Carmichael Auditorium	80-72	William and Mary, March 16, 2010
1st win in Smith Center	95-92	Duke, Jan. 18, 1986

**March 5, 1977:** Ford scores 26 and freshman Mike O'Koren adds 21 as Carolina returns the favor from a year before, beating Virginia, 75-69, in the ACC final. Tournament MVP John Kuester handles the ball after Ford fouls out with 5:45 to play and goes 6 for 6 from the line. Ford scores 19 of his 26 in the first half.

**March 17, 1977:** Ford hyper-extends his right elbow, but scores 29 points, including the winning free throw with two seconds left in 79-77 win over Notre Dame (on St. Patrick's Day) in the NCAA East Regional semifinal.

**March 19, 1977:** Davis, playing with a broken finger on his shooting hand, scores 21 points as fifth-ranked UNC beats No. 13 Kentucky, 79-72, to reach the Final Four.

**March 26, 1977:** O'Koren scores 31 as Tar Heels edge No. 4 UNLV, 84-83, in national semifinal. Carolina loses a second-half lead and the championship two days later to Al McGuire's Marquette Warriors, 67-59.

**Jan. 7, 1978:** The Tar Heels set an NCAA field goal percentage record by making 16 of 17 shots from the floor in the second half. Carolina shoots 94.1 percent in second half of 76-61 victory over Virginia.

**Feb. 25, 1978:** Ford scores a career-high 34 points on 13 of 19 shooting from the floor in his final game at Carmichael Auditorium, an 87-83

win over Duke. Ford clinches third straight ACC regular-season title with two free throws with six seconds left.

**Dec. 16, 1978:** O'Koren's 18 points and six assists out-duels "Magic" Johnson's 18 points, six assists and eight turnovers in UNC's 70-69 win over No. 3 Michigan State. The Spartans went on to win the 1979 NCAA title.

**Jan. 17, 1979:** Dudley Bradley steals the ball from Clyde Austin and dunks home the game-winner with seconds to play in a 70-69 win over NC State in a game that stuns the Reynolds Coliseum crowd. Carolina led 40-19, but the Pack came back to take the lead before Bradley's heroics.

**Feb. 24, 1979:** Carolina holds the ball in the first half and fails to score as Duke leads, 7-0, at the half. The Tar Heels wait 12:25 into the game before attempting a shot. Both teams score 40 in the second half and Duke wins, 47-40, in one of the most famous delay games ever played.

**March 3, 1979:** One week after the 47-40 game in Durham, No. 7 Carolina beats No. 5 Duke, 71-63, in ACC Tournament final. Bradley, the MVP, had 16 points, seven steals and four assists. O'Koren led with 18 points.

**March 11, 1979:** ACC champion Tar Heels, ranked No. 3 in the nation, are upset by Penn, 72-71, in Raleigh in the NCAA Tournament. Quaker forward Tony Price scores 25. Duke loses to St.

John's the same day in what was dubbed "Black Sunday."

**Jan. 12, 1980:** Al Wood scores 20 and Dave Colescott adds 18 as 15th-ranked Tar Heels knock off No. 1 Duke at Cameron.

**March 7, 1981:** Carolina shoots 63 percent in the second half and beats Maryland, 61-60, in the ACC title game. James Worthy leads with 19. Jimmy Black's steal and lay-up give Carolina the lead for good. Perkins scores 22 in quarterfinal vs. NC State and 18 in semifinal vs. Wake Forest and becomes the second freshman to earn ACC Tournament MVP honors.

**March 28, 1981:** Senior forward Wood, who was the West Regional MVP after a 21-point, 17-rebound effort in Final 8 win over Kansas State, torches Virginia for 39 points in the Final Four. Wood sets a national semifinal scoring record by making 14 of 19 from the floor and 11 of 13 from the line. Perkins holds National Player of the Year Ralph Sampson to three field goals and 11 points.

**March 30, 1981:** Isiah Thomas has 23 points, five assists and four steals to lead Indiana past UNC, 63-50, in the NCAA championship game in Philadelphia. Wood leads Carolina with 18 points. The game tips off less than eight hours after an assassination attempt on President Ronald Reagan. The game is almost postponed due to the events in Washington, D.C.

**Nov. 28, 1981:** Michael Jordan scores 12 points in his debut with the top-ranked Tar Heels, a 74-67 win over Kansas.

**Dec. 26, 1981:** Worthy (26), Perkins (21) and Jordan (19) combine for 66 points as No. 1 Carolina beats No. 2 Kentucky, 82-69, in the N.J. Meadowlands. It's the only time the two schools that rank 1-2 in all-time victories will play as the top two ranked teams in the AP poll.

**Jan. 9, 1982:** In another 1 vs. 2 match-up, top-rated Carolina edges Virginia, 65-60, despite Sampson's 30 points and 19 rebounds. Worthy and Jordan combine for 33 points.

**March 7, 1982:** Leading 44-43 with 7:34 to play, Carolina spreads the floor and beats the Cavaliers, 47-45, for the ACC championship. Virginia shoots 67 percent from the floor, but only gets 33 field goal attempts. Worthy leads UNC with 16 points.

**March 27, 1982:** Perkins scores 25 points and grabs 10 rebounds and Jordan drops in 18 as UNC beats Houston, 68-63, in the Final Four semifinal in New Orleans. The Tar Heels shoot 59 percent from the floor.

**March 29, 1982:** Final Four MVP Worthy scores a game-high 28 points and Michael Jordan hits the game-winning shot with 17 seconds to play as Carolina beats Georgetown, 63-62, in one of the Final Four's greatest championship games. Worthy makes 13 of 17 shots from the floor and



## CAROLINA BASKETBALL TIMELINE

has three steals, including one at the end of the game that seals the victory. Jordan scores 16, and Georgetown's freshman center Patrick Ewing has 23 points and 11 rebounds. The win gives **Dean Smith** his first of two NCAA championships. The Tar Heels shot 61 percent in the second half (11 of 18).

**Nov. 30, 1982:** Defending NCAA champs drop their first two games against St. John's and Missouri but avoid an 0-3 start when Jordan comes up with a steal and a spinning, 24-foot jumper at the buzzer to send the Tulane game into OT. Tar Heels prevail, 70-68 in triple OT.

**Jan. 15, 1983:** Perkins scores 36 in Charlottesville and Tar Heels knock off second-ranked Virginia, 101-95.

**Feb. 10, 1983:** Top-ranked Carolina trails No. 3 Virginia by 16 points in the second half and by 10 with 4:12 to play, but pulls out an improbable 64-63 win, one of the most memorable ever in Carmichael Auditorium. **Jordan's** offensive rebound basket pulls the Tar Heels to within a point, then Jordan strips Rick Carlisle of the ball and slams home the go-ahead basket.

**Feb. 12, 1984:** Joe Klein scores 20 as Eddie Sutton's Arkansas Razorbacks upset No. 1 Carolina, 66-65, in Pine Bluff, Ark. **Jordan** scores 21 in defeat.

**March 3, 1984:** Playing his final home game, **Matt Doherty** hits a runner in the lane that ties the game at the end of regulation and the Tar Heels beat Duke in two overtimes, 96-83, to preserve a perfect 14-0 mark in the ACC. **Jordan** and **Perkins**, also playing in their Carmichael finales, score 25 apiece and **Steve Hale** has 13 assists.

**March 22, 1984:** Freshman guard Steve Alford scores 27 points to lead unranked Indiana to a 72-68 win over No. 1 Carolina in the NCAA second round in Atlanta. **Perkins** scores 26 in his final game as a Tar Heel and finishes his career first at UNC in rebounding and second in scoring. **Jordan** battles foul trouble and an injured finger, scoring 13 points in just 26 minutes before fouling out. The Hoosiers shoot 69 percent (11 for 16) in the second half and 65 percent for the game.

**Dec. 27, 1985:** **Ranzino Smith** and **Kevin Madden** both score 17 points to lead nine players in double figures as Carolina scores a school-record 129 points in 129-45 win over Manhattan in Miami.

**Jan. 4, 1986:** **Brad Daugherty** scores 28 points in 90-79 win over NC State in the final regular-season game played in Carmichael Auditorium.

**Jan. 18, 1986:** **Hale** scores 28 and **Daugherty** adds 23 and 11 rebounds as No. 1 Carolina beats No. 3 Duke, 95-92, in first game played in the Smith Center.

**Feb. 4, 1986:** **Daugherty's** 22 points and **Joe Wolf's** 14 points and 13 rebounds lead No. 1 UNC past No. 2 Georgia Tech, 78-77, in OT in Atlanta.

**Feb. 20, 1986:** **Len Bias** scores 35 points to lead Maryland to a 77-72 overtime win, UNC's first defeat in the Smith Center.

**March 7, 1987:** **Joe Wolf** scores 27 and **Jeff Lebo** nets 22 in 84-82, double-overtime win over Virginia in the ACC semifinals. The next day, sixth-seeded NC State goes 14 for 14 from the line and beats the top-seeded Tar Heels, 67-66, for the ACC title.

**March 21, 1987:** No. 2 ranked Carolina is upset by No. 10 Syracuse, 79-75, in the NCAA East Regional final. **Rony Seikaly** leads the Orange with 26 points. **Kenny Smith** has 25 points and seven assists in his final game as a Tar Heel.

**Nov. 21, 1987:** In a rematch of the previous year's regional final, Carolina beats No. 1 ranked Syracuse, 96-93, in overtime in the Hall of Fame Classic. Playing without a suspended **J.R. Reid**, the Tar Heels rally from an 11-point halftime deficit. **Ranzino Smith** (21), **Lebo** (20) and freshmen **Rick Fox** (15) and **Pete Chilcutt** (14) lead UNC.

**March 19, 1988:** Carolina shoots a school-record 79.0 percent from the floor (49 of 62) in 123-97 rout over Loyola Marymount in NCAA Tournament second round. **Ranzino Smith** makes 11 of 14 shots en route to 27 points.

**Jan. 18, 1989:** Playing without **Lebo**, who was injured in 106-83 loss at Virginia the previous game, UNC beats No. 1 and unbeaten Duke, 91-71, in Durham. **Scott Williams** scores 22 for UNC.

**March 12, 1989:** **Steve Bucknall's** three-point play with 1:46 left breaks a 66-all tie and Tournament MVP **Reid** leads with 14 points as UNC beats Duke, 77-74, in Atlanta to win Carolina's first ACC championship in seven years. The game is one of the most intense in ACC history. Carolina commits 26 turnovers, but holds Duke to 39 percent shooting, including 3 of 23 from three-point range.


**Nov. 24, 1989:** **King Rice's** bank shot at the buzzer beats James Madison, 80-79, in the first round of the Maui Invitational. Carolina rallies from a 79-70 deficit with less than a minute to play.

**Dec. 27, 1989:** **Rice** (22) and **Fox** (20) lead seven Tar Heels in double figures as UNC beats Kentucky, 121-110, in Louisville.

**March 17, 1990:** **Fox** banks in the game-winner as time expires and eighth-seeded Carolina beats No. 1 ranked and top-seed Oklahoma, 79-77, in the NCAA second round.

**Jan. 9, 1991:** **Hubert Davis** scores 25 in a 105-73 win over Maryland, **Dean Smith's** 700th win. He is the first ACC coach to win 700 games.

**Feb. 7, 1991:** Carolina beats NC State, 92-70, in Chapel Hill. The night before, the same teams play in Raleigh, a 97-91 Wolfpack win. The Feb. 7 game, which is also Carolina's 1500th victory, is re-scheduled from Jan. 15, 1991, because of the outbreak of the Gulf War.



**March 29, 1982:** Freshman **Michael Jordan** hits this game-winning jump shot to lift UNC to a 63-62 win over Georgetown in the 1982 NCAA championship game in New Orleans.

**March 10, 1991:** Tournament MVP **Fox** scores 25, **Davis** adds 17 and **Rice** has seven assists and no turnovers as Carolina routs Duke, 96-74, in ACC championship game. Duke had won both regular-season games.

**March 24, 1991:** NCAA East Regional MVP **Fox** and **Davis** each score 19 points as Carolina holds off Mark Macon and Temple, 75-72, to advance to the Final Four for the first time since 1982. Macon scores 31 and narrowly misses a long three-pointer at the buzzer that would have sent the game to overtime.

**March 30, 1991:** **Davis** leads all scorers with 25 points, but Carolina shoots 38 percent for the game (3 of 18 from three-point range) and falls to Kansas, 79-73, in Indianapolis in the Final Four. The Jayhawks are coached by former UNC assistant Roy Williams.

**Feb. 2, 1992:** **Derrick Phelps** sets UNC record for steals with nine in win at Georgia Tech.

**Feb. 5, 1992:** In a game most remembered for blood streaming down the back of **Eric Montross's** head, UNC beats defending NCAA champion and No. 1 Duke, 75-73, causing the students to rush the floor for the first time ever at the Smith Center.

**Feb. 8, 1992:** Carolina trails Wake Forest by 22 points but rallies for an 80-78 win on **Brian Reese's** buzzer-beating jumper. The Deacons led by 11 with 6:17 to play, before a 10-0 run by UNC. **Davis** led the Tar Heels with 30.

**Dec. 29, 1992:** **Jalen Rose's** offensive rebound basket at the buzzer gives No. 6 Michigan a 79-78 win over No. 5 Carolina in the semifinals of the Rainbow Classic in Honolulu. The teams would meet again later that season.



## CAROLINA BASKETBALL TIMELINE

**Jan. 27, 1993:** Florida State leads by 17 at halftime and 73-54 with less than nine minutes to play. Carolina reels off 15 straight points, however, and takes the lead for good on a **George Lynch** steal and dunk with just under two minutes to play. **Donald Williams** seals the win at the free throw line as UNC outscores the Seminoles, 28-4, over the last nine minutes.

**March 28, 1993:** Cincinnati's Nick Van Exel scores 21 first-half points and the Bearcats lead Carolina by as many as 15 in the first half. Then **Derrick Phelps** clamps down on Van Exel and East Regional MVP **Lynch** scores 21 and grabs 14 rebounds in 75-68 overtime win to send Carolina to the Final Four. Lynch had 22 against Arkansas in the regional semifinal. **Williams** had 22 and 20 in the two regional games.

**April 5, 1993:** Final Four MVP **Williams** scores 25 points for the second Final Four game in a row, **Montross** scores 16 and **Lynch** posts his fourth straight double-double as Carolina avenges earlier loss to Michigan with 77-71 victory. The win gives **Dean Smith** his second NCAA championship. **Williams** hits 5 of 7 three-pointers in both Final Four games, including a 78-68 win over Roy Williams-led Kansas in the semifinal.

**Feb. 3, 1994:** Carolina prevails, 89-78, in the first-ever meeting against Duke in which the schools are ranked 1-2 in the country. Second-ranked Tar Heels get 18 points, six assists and no turnovers from **Phelps**.

**March 12, 1994:** ACC Tournament classic as UNC erases five-point deficit late in regulation and beats Wake Forest 86-84 in overtime. **Dante Calabria** send the game to overtime and Jerry Stackhouse wins it. It is Dean Smith's 800th win.

**March 20, 1994:** No. 1 Carolina is knocked out of the NCAA Tournament in the second round, 75-72, by Boston College.

**Feb. 2, 1995:** Stackhouse (25), Rasheed Wallace (25) and Williams (24) combined for 74 points as Carolina beats Duke, 102-100, in double overtime. Blue Devil guard Jeff Capel sends the game into second overtime with a halfcourt three-pointer, but a **Jeff McInnis** steal and basket provide the winning margin.

**March 11-12, 1995:** Wallace scores 33 in overtime win over Maryland in ACC semifinals, then sprains an ankle late in the championship game against Wake Forest. The Deacons, led by 37 points from Randolph Childress, beat Carolina, 82-80, in overtime.

**March 25, 1995:** No. 4 Carolina beats No. 2 Kentucky, 74-61, in Birmingham to advance to Final Four. Regional MVP **Stackhouse** has 18 points, 12 rebounds, six assists, two steals and two blocks. UNC falls to Arkansas in the Final Four, in part due to a leg injury Stackhouse suffers 12 seconds into the national semifinal.

**Feb. 12, 1997:** Ed Cota's baseline floater with 4.5 seconds to play gives Carolina a 45-44 win at



**Feb. 2, 1995: Jerry Stackhouse scores 25 points in a 102-100, double-overtime win at Duke.**

NC State. It is the fewest points ever by Carolina in a **Dean Smith** victory.

**March 8-9, 1997:** ACC Tournament MVP **Shammond Williams** scores 24 in semifinals vs. Wake Forest and 23 in championship vs. NC State as Carolina wins ACC Tournament for 13th and final time under **Dean Smith**.

**March 15, 1997:** Carolina beats Colorado, 73-56, in NCAA Tournament second round. The news of the day is **Dean Smith's** 877th, breaking Adolph Rupp's all-time record for coaches.

**March 23, 1997:** **Shammond Williams** scores 22 and **Vince Carter** adds 18 as Carolina beats Louisville, 97-74, to send **Dean Smith** to his 11th Final Four. Smith would coach his final game, a 66-58 loss to Arizona, six days later.

**Oct. 9, 1997:** **Dean Smith** retires after 36 years as head coach. **Bill Guthridge**, Smith's assistant for 30 years, is named head coach. Guthridge posts a 34-4 record, ACC title and Final Four berth and is named National Coach of the Year.

**Feb. 5, 1998:** **Antawn Jamison**, the 1998 National Player of the Year, scores 35 points as No. 2 Carolina beats No. 1 Duke, 97-73.

**Feb. 8, 1998:** **Shammond Williams** scores 42 in 107-100 in a 2OT win at Georgia Tech.

**March 8, 1998:** **Jamison** shakes off a leg injury and earns ACC Tournament MVP honors with 22 points and 18 rebounds. The Tar Heels score last 15 points in 83-68 win over top-ranked Duke in ACC Tournament championship. Carolina later advances to Final Four.

**March 24-26, 2000:** Wins over Tennessee and Tulsa send **Guthridge** to his second Final Four in three years as head coach. He retires in June 2000 with a three-year record of 80-28.

**Nov. 10-11, 2000:** Carolina beats Winthrop, 66-61, in **Matt Doherty's** first game as head coach. The next night, **Joseph Forte** drops 38 on Tulsa.

**Dec. 4/17, 2000:** **Brendan Haywood** and **Jason Capel** post triple-doubles in wins over Miami and Buffalo, respectively.

**Feb. 1, 2001:** **Haywood** hits two free throws with one second to play to give UNC an 85-83 win at Duke. **Forte** is sensational with 24 points, 16 rebounds, six assists and three steals.

**Jan. 9, 2002:** Maryland beats UNC, 112-79, the most points ever allowed by Carolina in a regulation game. The Tar Heels would finish the year 8-20, missing the NCAA Tournament for the first time since 1974.

**Nov. 18, 2002:** **Rashad McCants** scores 28 points in his freshman debut and starts with **Raymond Felton** and **Sean May** – the first time in history the Tar Heels start three freshmen – in 85-55 win over Penn State.

**Nov. 27, 2002:** **McCants** scores 25 as Tar Heels upset Roy Williams and No. 2 Kansas, 67-56, in Preseason NIT semifinals. UNC knocks off Stanford two nights later to win the title.

**Feb. 8, 2003:** **Jawad Williams** scores 20 in 61-60 win over Florida State, making UNC the first school with 500 ACC victories.

**Nov. 22, 2003:** Carolina beats Old Dominion, 90-64, in **Roy Williams's** first game as head coach. Williams took over the program on April 14, 2003, two weeks after Doherty resigned. Doherty went 53-43 in three seasons.

**Dec. 7, 2003:** **Felton** sets a UNC record with 18 assists against George Mason.

**Dec. 20, 2003:** Wake Forest tops Carolina, 119-114 in triple overtime, in one of the ACC's most memorable regular-season games.


**Jan. 17, 2004:** No. 9 Carolina beats No. 1 Connecticut, 86-83, as **McCants** scores 27, including UNC's final 10 points. His three-pointer with six seconds to play beats the Huskies, who later that year win the NCAA title.

**March 6, 2005:** **Marvin Williams's** three-point play with 17 seconds left gives Carolina a 75-73 win over Duke as the Tar Heels clinch first in the ACC regular-season standings outright for the first time since 1993. **May** has a game-high 26 points and 24 rebounds, the most ever by a player in the Smith Center.

**March 27, 2005:** **May** earns Syracuse Regional MVP honors with 29 points and 12 rebounds in an 88-82 win over Wisconsin that sends **Roy Williams** to the Final Four for the first time



## CAROLINA BASKETBALL TIMELINE



Robert Crawford

**March 15, 1997:** Dean Smith wins his 877th game, breaking Adolph Rupp's record.

as UNC's head coach. McCants hits a go-ahead three-pointer late and blocks a Badger three-point attempt to preserve the win.

**April 2, 2005:** Senior captain Jawad Williams scores 20 points and the Tar Heels hold Michigan State to 29 percent shooting from the floor in the second half in an 87-71 UNC win in the national semifinals.

**April 4, 2005:** Marvin Williams tips in the game-winner with 1:17 to play, Final Four MVP Sean May has a game-high 26 points and Raymond Felton makes key plays down the stretch as No. 2 Carolina beats No. 1 Illinois, 75-70, to win UNC's fourth NCAA title and the first for Coach Roy Williams. Felton hits a three to break a 65-all tie, then adds a steal and three clutch free throws in the final minute. The Illini went 12 for 40 from three-point range.

**June 28, 2005:** UNC becomes the first school to have four lottery selections in one NBA Draft as Marvin Williams (2), Felton (5), May (13) and McCants (14) go in the first 14 picks.

**Feb. 15, 2006:** Tyler Hansbrough scores an ACC-freshman-record 40 points in an 82-75 win over Georgia Tech in the Smith Center.

**March 4, 2006:** Carolina beats No. 1 Duke 83-76 on Senior Night in Durham. The Tar Heels' four freshmen (Bobby Frasier, Marcus Ginyard, Danny Green and Hansbrough) out-scored Duke's four seniors (including first-team All-Americans J.J. Redick and Shelden Williams), 55-51.

**March 11, 2007:** Brandan Wright becomes the fifth freshman to win ACC Tournament MVP honors after leading UNC to its first ACC title since 1998. Wright had 20 points in the semifinal and 16 in the championship against NC State.

**March 16, 2008:** Wayne Ellington scores 24 points as Carolina wins its 17th ACC Tournament with an 86-81 win over Clemson.

**March 23, 2008:** Tyler Hansbrough breaks Christian Laettner's ACC record for career free throws against Arkansas in the NCAA Tournament's second round in Raleigh, N.C. Hansbrough set the UNC record on Feb. 3 at Florida State.

**March 29, 2008:** Tyler Hansbrough has 28 points and 13 rebounds and is named East Regional MVP as UNC beats Louisville to reach its 17th NCAA Final Four.

**Dec. 18, 2008:** Tyler Hansbrough scores with 7:42 to play in the first half against Evansville for his 2,292nd point, breaking Phil Ford's UNC scoring record.

**Feb. 28, 2009:** Tyler Hansbrough makes his 906th career free throw in UNC's win over Georgia Tech, breaking Dickie Hemric's (Wake Forest) NCAA record, set in 1955. Hansbrough finishes his career with 982 made free throws.

**March 19, 2009:** Tyler Hansbrough sinks a free throw in the first half of the NCAA Tournament first round win over Radford, giving him 2,770 points and breaking J.J. Redick's (Duke) ACC scoring mark. He finished with 2,872 points, 12th in NCAA history.

**March 29, 2009:** Ty Lawson, the 2009 Bob Cousy Award winner, scores 21 points and earns South Regional MVP honors as No. 1 seed UNC beats No. 2 seed Oklahoma, 72-60, in Memphis, Tenn., to send the Tar Heels to their record 18th Final Four.

**April 6, 2009:** Final Four MVP Wayne Ellington scores 17 of his 19 points in the first half, Ty Lawson has a game-high 21 points and sets a Final Four record with eight steals, and Tyler Hansbrough scores 18 points to cap his brilliant career as the Tar Heels beat Michigan State, 89-72, in Detroit to win the national championship.

**March 2, 2010:** Carolina beats Miami, 69-62, to become the second school in NCAA history to win its 2,000th game.

**April 1, 2010:** Forward Deon Thompson plays in his NCAA record-setting 152nd career game as the Tar Heels fall to Dayton, 79-68, in Madison Square Garden in the NIT championship game.

**March 12, 2011:** Harrison Barnes scores 40 points, an ACC Tournament record for freshman, to lead the Tar Heels to a 92-87 overtime win in the semifinals over Clemson. Carolina advanced to the title game despite trailing by 19 points in the second half in the quarterfinals against Miami and by 10 at halftime against the Tigers.

**March 18, 2011:** Tyler Zeller scores 32 points, John Henson has 28 points, 11 rebounds and six blocks and Harrison Barnes adds 24 points as UNC beats Long Island, 102-87, in the second round of the NCAA Tournament.

**Nov. 11, 2011:** Top-ranked Carolina beats Michigan State, 67-55, on the deck of the aircraft

carrier USS Carl Vinson. Harrison Barnes leads all scorers in the game played in front of President Barack Obama and thousands of U.S. military personnel.

**Feb. 29 and March 9, 2012:** Kendall Marshall sets the UNC single-season assist record in the final home game against Maryland, then breaks the ACC mark 10 days later in the ACC Tournament in Atlanta. Marshall finishes the season with 351 assists, fourth-most in NCAA history, and wins the Bob Cousy Award as the best point guard in the nation.

**March 22, 2013:** P.J. Hairston scores 23 points and Carolina defeats Villanova, 78-71, in the second round of the NCAA Tournament. The win is the 700th of Williams's career.

**Dec. 4, 2013:** Freshman Kennedy Meeks led five Tar Heels in double-figure with 15 points as Carolina won at No. 1 Michigan State, 79-65. The win was UNC's 13th against teams ranked No. 1 in the AP poll, an NCAA record, and the fifth time the Tar Heels beat No. 1 on their home court.

**Feb. 20, 2014:** Leslie McDonald scores a game-high 21 points, including the go-ahead basket with 3:54 to play, and Marcus Paige scored all 13 of his points in the second half in UNC's 74-66 win over Duke. The game was originally scheduled for February 12th, but was postponed eight days due to a winter storm.

**Jan. 4, 2016:** Brice Johnson scores 39 points and grabs 23 rebounds and Marcus Paige has 30 points in a 106-90 win at Florida State. It is the first 30/20 game by a Tar Heel in 40 years.

**March 5, 2016:** Brice Johnson leads Carolina with 18 points and 21 rebounds and the Tar Heels out-rebound Duke, 64-29, in a 76-72 win in Durham to clinch UNC's 30th ACC regular-season championship in 63 years.



Jeffrey Camarati

**Dec. 18, 2008:** Tyler Hansbrough breaks Phil Ford's UNC career scoring record, eventually setting the ACC record.



## CAROLINA BASKETBALL TIMELINE

**March 12, 2016:** Tournament MVP **Joel Berry II** has 19 points and UNC beats fourth-ranked Virginia, 61-57, to win its 18th ACC title. Carolina holds the Cavaliers to 36.5 percent shooting, including ACC Player of the Year Malcolm Brogdon to 6 of 22 from the floor.

**March 27, 2016:** East Regional MVP **Brice Johnson** tallies 25 points and 12 rebounds and Carolina shoots a season-high 61.5 percent from the floor and out-rebounds Notre Dame, 32-15, in an 88-74 win that sends the Tar Heels to their 19th Final Four.

**April 2, 2016:** The Tar Heels shoot 60 percent from the floor in the second half to beat Syracuse, 83-66, in the national semifinals in Houston.

**April 4, 2016:** Villanova's Kris Jenkins hits a three-pointer as time expires to lead the Wildcats to a 77-74 win over UNC in the national championship game. **Marcus Paige** leads all players with 21 points and six assists and hit an off-balance three with 4.7 seconds to play to tie the game at 74. Carolina sets an NCAA championship game record by making 11 of 17 three-point attempts, a record percentage of .647.

**Dec. 17, 2016:** **Justin Jackson** scores a career-high 34 points, but Kentucky freshman Malik Monk nets 47 as the Wildcats edge the Tar Heels, 103-100, in Las Vegas. It's just the second time UNC loses when scoring 100 points and the first time UNC loses in regulation when scoring 100.

**Jan. 8, 2017:** Carolina scores a series-best 107 points and beats NC State by 51, its largest win over the Wolfpack since 1921, and its largest win ever in an ACC game.

**Jan. 16, 2017:** Carolina beats Syracuse, the 800th win in **Roy Williams'** career. He wins his 800th in a fewer seasons (29) and the second-fewest games in NCAA history.

**March 26, 2017:** **Luke Maye** hits a jump shot with 0.3 seconds to play to beat Kentucky, 75-73, to win the NCAA South Regional and advance to the Final Four for an unprecedented 20th time.

**April 1, 2017:** **Kennedy Meeks** ties his career high with 25 points and grabs 14 rebounds in UNC's 77-76 win over Oregon in the national semifinals.

**April 3, 2017:** Final Four Most Outstanding Player **Joel Berry II** scores a game-high 22 points and **Isaiah Hicks** hits a clutch basket with 26 seconds to play to lead Carolina to a 71-65 win over No. 1 seed Gonzaga to win the 2017 NCAA championship. The NCAA Tournament title is **Roy Williams'** third and UNC's sixth.

**Feb. 20, 2019:** **Luke Maye** had 30 points and 15 rebounds to lead UNC to an 88-72 win at No. 1-ranked Duke. It was Carolina's 14th win and **Roy Williams'** eighth over an opponent ranked No. 1 in the AP Poll (both NCAA records).

**Nov. 6, 2019:** **Cole Anthony** breaks the ACC record for scoring in a debut when he makes six threes and scores 34 points in a 76-65 win over Notre Dame.

**Jan. 25, 2020:** Carolina beats Miami, 94-71, the 880th career win for **Roy Williams**, who moves into fourth place in all-time wins by a Division I head coach.

**Nov. 25, 2020:** Carolina beats College of Charleston, 79-60, in the first game of the season. The game was played at the Smith Center in front of approximately 100 family members, the crowd size limited due to Covid-19 safety protocols. Freshman guard **Caleb Love** led UNC with 17 points.

**Feb. 27, 2021:** Carolina's 78-70 win over Florida State was the 900th career win for head coach **Roy Williams**. Williams won his 900th game in fewer games (1,161) and seasons (33) than any coach with 900 career wins.

**March 11, 2021:** **RJ Davis** scored 19 points in UNC's 81-73 win over Virginia Tech in the ACC quarterfinals in Greensboro. It was the 903rd and final win in **Roy Williams'** 33-year head coaching career.

**April 1, 2021:** **Roy Williams** announced his retirement after 33 seasons as a college head coach. He retired with a 903-264 record, including 485-163 from 2003-21 as head coach of the Tar Heels.

**April 5, 2021:** **Hubert Davis** is named the 20th head coach of the Tar Heels. Davis is the first Black head coach in the program's history and the fourth former player to serve as head coach. Davis played for **Dean Smith** from 1988-92 and was an assistant coach for nine years on **Roy Williams'** staff from 2012-21.

**October 2021:** Carolina is one of two schools (with UCLA) with four honorees on the NBA's 75 Greatest Players list to commemorate the league's 75th year – **Billy Cunningham**, **Michael Jordan**, **Bob McAdoo** and **James Worthy**.

**March 5, 2022:** For the first time in UNC history four Tar Heels score 20 or more points in a game as Carolina beats No. 4-ranked Duke, 94-81, in **Mike Krzyzewski's** final game at Cameron Indoor Stadium.

**March 19, 2022:** **RJ Davis** scores a career-high 30 points and **Brady Manek** scores 26 to lead UNC to a 93-86, overtime win over No. 1 seed Baylor in the second round of the NCAA Tournament. It is the first time the Tar Heels ever eliminated a defending NCAA champion in the NCAA Tournament.

**March 27, 2022:** NCAA East Regional Most Outstanding Player **Armando Bacot** has 20 points and 22 rebounds in Carolina's 69-49 win over Saint Peter's in the East Regional final. The win sends UNC to its NCAA-record 21st Final Four.

**April 2, 2022:** **Caleb Love** scores 22 of his game-high 28 points in the second half in Carolina's 81-77 win over Duke in the national semifinals in New Orleans. Love hits the signature shot of the game, a three-pointer with 24 seconds to play that gives UNC a 78-74 lead. It is the first time in 258 all-time meetings the Tar Heels and Blue Devils have played in the NCAA Tournament.

**April 4, 2022:** Kansas overcomes a 15-point halftime deficit to defeat UNC, 72-69, in the national championship game. **Armando Bacot** has 15 points and 15 rebounds. He becomes the first player in NCAA history with double-doubles in six NCAA Tournament games in one season and ties **David Robinson's** all-time NCAA single-season record with 31 double-doubles. Bacot finishes the season with 511 rebounds, a UNC record, the fourth most in ACC history.

**January 21, 2023:** **Armando Bacot** scored 23 points and grabbed 18 rebounds and set Carolina career records for rebounds and double-doubles. He passed **Billy Cunningham** in double-doubles with his 61st and **Tyler Hansbrough** in rebounds with 1,221.

**March 4, 2023:** **Leaky Black** played in his 153rd game in UNC's Senior Night loss to Duke to set UNC's career record for games played, breaking the mark set by **Deon Thompson** from 2006-10. Black went on to play twice more for the Tar Heels in the ACC Tournament.



**April 2, 2022:** **RJ Davis** and the Tar Heels beat Duke in the Final Four in New Orleans in **Mike Krzyzewski's** final game as Blue Devil head coach.



## DEAN SMITH



1931-2015

**36 Seasons  
as Head Coach  
879-254  
(.776)**

## EDUCATION

B.S., Education  
Kansas '53

✓ Smith retired with more wins (879) than any other coach in NCAA Division I history.

✓ In 36 years, Smith coached Carolina to 11 Final Fours, two national titles and 13 ACC Tournament Championships.

✓ More than 95 percent of Smith's lettermen graduated.

✓ From 1981 to 1989, Carolina was ranked in the final Top 10 of both the Associated Press and coaches' poll each year.

✓ Smith was named the second-best coach in college basketball history (behind John Wooden) by the NABC in 2000.

✓ Smith was inducted into the Naismith Memorial Basketball Hall of Fame in 1983. He was also inducted into the North Carolina Hall of Fame in 1981. In 2006, he was named to the inaugural class of the National Collegiate Basketball Hall of Fame (along with James Naismith, John Wooden, Oscar Robertson and Bill Russell). He was inducted into the FIBA Hall of Fame in 2007.

✓ Smith was voted ACC Coach of the Year eight times - in 1967, 1968, 1971, 1976, 1977, 1979, 1988 and 1993.

When ESPN's award-winning SportsCentury program selected the greatest coaches of the 20th Century, it came as no surprise that Carolina basketball coach Dean Smith was among the top seven of all-time. Smith joined other legends Red Auerbach, Bear Bryant, George Halas, Vince Lombardi, John McGraw and John Wooden as the preeminent coaches in sports history.

Smith's tenure as Carolina's basketball coach from 1960-97 is a record of remarkable achievement and consistency. In 36 seasons at UNC, Smith's teams had a record of 879-254. His teams won more games than those of any other Division I men's basketball college coach in history, a record broken in 2007 by Bob Knight and surpassed again in 2011 by Mike Krzyzewski.

- Smith coached Carolina to the 1982 and 1993 NCAA championships and the 1971 NIT title.

- Under Smith, the Tar Heels won at least 20 games for 27 straight years and 30 of his final 31. No coach in history has ever produced that many consecutive 20-win seasons.

- Carolina was ranked in the final Top 10 of both the Associated Press and coaches' polls each year from 1981-89. That nine-year run was the second-longest streak of Top 10 finishes in history, exceeded only by UCLA's 13-year string from 1967 to 1979.

- The Tar Heels were ranked among the nation's final Top 15 teams in 28 of his last 31 seasons, missing only in 1970, 1990 and 1996, and were among the Top 10 on 23 occasions during that period. Smith's teams finished the season ranked No. 1 in at least one of the two major polls four times (1982, 1984, 1993 and 1994).

- Smith's teams were also the dominant force in the ACC. The Tar Heels under Smith had a record of 364-136 in ACC regular-season play, a winning percentage of .728.

- The Tar Heels finished at least third in the ACC regular-season standings for 33 successive seasons. In that span, Carolina finished first 17 times, second 11 times and third five times.

- Smith's teams finished in the ACC upper division all but one time. That was in 1964, when Carolina was fifth and had its only losing record in ACC regular-season play under Smith at 6-8.

- Carolina won 13 ACC Tournaments under Smith.

- His teams played in 11 Final Fours.

- Smith's teams made 23 consecutive appearances in the NCAA Tournament.

- In his last 31 years, Smith led the Tar Heels into the NCAA Tournament 27 times.

- Carolina reached the Sweet 16 of NCAA play each season from 1981-93. That 13-year streak is the second-longest in Tournament history to a 14-year stretch by UCLA from 1967 to 1980.

The awards and accolades continued to be given to Smith, even after he stepped down as Carolina's head coach on October 9, 1997. Smith was named Sportsman of the Year by Sports Illustrated and received the Arthur Ashe Award for Courage at the ESPY Awards. He was inducted into the FIBA Hall of Fame in 2007. In November 2013, he was awarded the Presidential Medal of Freedom, the highest civilian award in the U.S.

He received the Naismith Good Sportsmanship Award in 2011. Upon the announcement of that honor, Duke's Mike Krzyzewski said, "Dean set the standard for basketball - and not just college basketball - that everyone is still trying to reach. He demanded that his teams play as one. And what he got in return from all these guys who played for him was the intense loyalty that they feel toward him. And that's something I've admired since I started coaching. It's really one of the great things in all of sport: that intense loyalty the Tar Heel players have for Coach Smith."

In 2006, he was named to the inaugural class of the National Collegiate

Basketball Hall of Fame (along with James Naismith, John Wooden, Oscar Robertson and Bill Russell).

Smith also became the first recipient of the Mentor Award for Lifetime Achievement, given by the University of North Carolina Committee on Teaching Awards for "a broader range of teaching beyond the classroom."

He's recognized throughout the sports world for his character, his innovations to the game and his ability to have established Carolina's program as one of the greatest in college basketball. Smith's players consistently produce on the floor, in the classroom and in life.

When Smith broke Rupp's record in 1997, his coaching peers had this to say:

**John Wooden:** "What's more impressive to me about Dean than the record is how good he is as a teacher of basketball. I've always said he's a better teacher of basketball than anyone else. I couldn't begin to teach players the things Dean has taught them. I've admired him because there's more to him than just wins."

**Bob Knight:** "Let me say some things that he won't say. He's going to say an awful lot about teams and that's the way it should be. But let me put it in perspective. His being able to do that and do it at a single institution, do it through all the years without ever having a problem with any kind of recruiting violation or probation, is a very singular accomplishment in college basketball. I think it's a great achievement, indicative of a guy who really knows how to coach and has decided from day one that things are going to be done the absolute right way. He's not going to tell you, but just take my word for it. That's a great, great accomplishment for a coach."

**Roy Williams:** "He has a basketball program, he doesn't have a team. And when you have a program, you're concerned about the kids' entire lives, their entire existence ... and what they're going to do after they leave you and what kind of effect you can have on them as they mature."

Perhaps his greatest form of praise on a worldwide level came when a group of his peers, including Hall of Fame coaches Henry Iba, Pete Newell and Auerbach, chose Smith to coach the U.S. Olympic basketball team in the 1976 Montreal Games. The Americans finished a controversial second to the Soviet Union at Munich in 1972. Smith was given the challenge of trying to develop a team to regain the gold medal against a group of improving international teams.

Smith molded a group of college all-stars into a cohesive unit during a few short weeks in that summer of 1976 and led them to the gold medal, sweeping through the Games undefeated and beating Yugoslavia in the championship game. Emphasizing a tough pressure defense and a fast-breaking, attacking style on offense,


the Americans returned to the top of the international game.

Just as Smith used his talents to develop that 1976 all-star team into an Olympic champion, he has prepared a host of players for successful careers in the NBA.

"UNC is a plus-four school," Orlando Magic Vice President of Basketball Operations-Player Personnel John Gabriel said about Smith's teams, "meaning that if I rate a player as the 10th-best player in the NBA Draft, being a Tar Heel automatically jumps him to number six. The plus-four rating is based upon the success of former Tar Heels in the NBA."

During his last 31 seasons, since Smith's Tar Heels won their first ACC title in 1967, the Tar Heels had a record of 813-207, winning 79.7 percent of their games.

In 23 of those 31 seasons, Carolina won either the ACC regular-season, tournament or both. Most schools are





DEAN SMITH



Hugh Morton

happy just to win 20 games in a season. At Carolina, it became a habit. No school in the country won more total games in that 31-year period than Carolina. UCLA was second with 751. The Tar Heels also had the most wins over his last 20 seasons with 539, and over his last 10 years with 268.

For Smith and his players, the word “class” applied to the team’s exemplary sportsmanship on the court, to its excellent academic performance and to Smith’s belief that basketball involves many complexities that must be learned over the course of time — that coaching and playing the game is a classroom situation in its own right.

Smith’s teams won championships at every level. There were NCAA titles in 1982 and 1993 and the NIT in 1971. His gold medal-winning team at the 1976 Summer Olympic Games makes Smith one of only three men in history to coach teams to an NCAA title, NIT championship and Olympic victory. The others are Pete Newell and Knight.

He was inducted into the Naismith Memorial Basketball Hall of Fame in Springfield, Mass., in 1983. He was also inducted into the North Carolina Sports Hall of Fame in 1981.

A key to Smith’s success was his ability to change Carolina’s style to fit his personnel. He favored an offense which used the fast break whenever possible and featured a quick passing attack, but he was also comfortable in a more disciplined style of play. He liked to play multiple defenses to confuse opponents. However, his preference was a man-to-man, pressure to speed up the action.

Among Smith’s many innovations were the Four Corners offense, crediting the passer, the run-and-jump defense, the scramble defense out of man-to-man pressure, the point zone, team huddles at the foul line, double-teaming the screen-and-roll, the freelance passing game and multiple screens against zone defenses.

Born February 28, 1931, in Emporia, Kan., Dean Edwards Smith grew up as the son of public school teachers. He graduated from Topeka High School in 1949 and went to the University of Kansas on an academic scholarship. He played varsity basketball and baseball and freshman football for the Jayhawks. He was a member of Jayhawk basketball teams that won the NCAA title in 1952 and finished second in 1953.

Smith was an assistant coach at Kansas to Phog Allen and Dick Harp, then served in the U.S. Air Force as a lieutenant. While in the service, he played and coached basketball in Germany. Smith served for three years as an assistant basketball coach under Bob Spear, recognized by his peers as one of the outstanding coaches in the history of the game, and one year each as head baseball and head golf coach at the United States Air Force Academy. In 1958, the late Frank McGuire asked him to join his staff at Carolina as an assistant coach. Smith served as an assistant under McGuire for three years before McGuire resigned to become head coach of the NBA’s Philadelphia Warriors in the summer of 1961. At that time, Carolina Chancellor William Aycock tapped the 30-year-old Smith to become UNC’s head coach.

Smith shared his knowledge of the game with a talented group of assistants. Many of his assistants went on to head coaching jobs, including Larry Brown, Roy Williams, John Lotz, Kenny Rosemond, Eddie Fogler, Randy Wiel and Bill Guthridge.

Smith’s talents did not lie solely in tutoring quality college coaches, as is evidenced by the number of outstanding players who went on to professional careers after their days in Chapel Hill. In Smith’s 36-year tenure, more than 50 of his play-

YEAR-BY-YEAR WITH DEAN SMITH AT NORTH CAROLINA

Year	Overall W-L	Pct.	ACC W-L	ACC Regular Season Finish	ACC Tournament Finish	National Polls Media Coaches	Post-Season Finish
1961-62	8-9	.471	7-7	Tied 4th	Quarterfinalist		
1962-63	15-6	.714	10-4	3rd	Semifinalist		
1963-64	12-12	.500	6-8	5th	Semifinalist		
1964-65	15-9	.625	10-4	Tied 2nd	Quarterfinalist		
1965-66	16-11	.593	8-6	Tied 3rd	Semifinalist		
1966-67	26-6	.813	12-2	1st	Champion	4th 3rd	NCAA 4th Place
1967-68	28-4	.875	12-2	1st	Champion	4th 4th	NCAA Finalist
1968-69	27-5	.844	12-2	1st	Champion	4th 2nd	NCAA 4th Place
1969-70	18-9	.667	9-5	Tied 2nd	Quarterfinalist		NIT Final 16
1970-71	26-6	.813	11-3	1st	Finalist	13th 13th	NIT Champion
1971-72	26-5	.839	9-3	1st	Champion	2nd 2nd	NCAA 3rd Place
1972-73	25-8	.758	8-4	2nd	Quarterfinalist	11th 12th	NIT 3rd Place
1973-74	22-6	.786	9-3	Tied 2nd	Semifinalist	12th 8th	NIT Final 16
1974-75	23-8	.742	8-4	Tied 2nd	Champion	9th 10th	NCAA Final 16
1975-76	25-4	.862	11-1	1st	Finalist	8th 6th	NCAA Final 32
1976-77	28-5	.848	9-3	1st	Champion	5th 3rd	NCAA Finalist
1977-78	23-8	.742	9-3	1st	Semifinalist	16th 10th	NCAA Final 32
1978-79	23-6	.793	9-3	Tied 1st	Champion	9th 3rd	NCAA Final 32
1979-80	21-8	.724	9-5	Tied 2nd	Semifinalist	15th 15th	NCAA Final 32
1980-81	29-8	.784	10-4	2nd	Champion	6th 6th	NCAA Finalist
1981-82	32-2	.941	12-2	Tied 1st	Champion	1st 1st	NCAA Champion
1982-83	28-8	.778	12-2	Tied 1st	Semifinalist	8th 8th	NCAA Final 8
1983-84	28-3	.903	14-0	1st	Semifinalist	1st 1st	NCAA Final 16
1984-85	27-9	.750	9-5	Tied 1st	Finalist	7th 7th	NCAA Final 8
1985-86	28-6	.824	10-4	3rd	Quarterfinalist	8th 8th	NCAA Final 16
1986-87	32-4	.889	14-0	1st	Finalist	2nd 3rd	NCAA Final 8
1987-88	27-7	.794	11-3	1st	Finalist	7th 8th	NCAA Final 8
1988-89	29-8	.784	9-5	Tied 2nd	Champion	5th 4th	NCAA Final 16
1989-90	21-13	.618	8-6	Tied 3rd	Quarterfinalist		NCAA Final 16
1990-91	29-6	.829	10-4	2nd	Champion	4th 4th	NCAA Final 4
1991-92	23-10	.697	9-7	3rd	Finalist	18th 12th	NCAA Final 16
1992-93	34-4	.895	14-2	1st	Finalist	4th 1st	NCAA Champion
1993-94	28-7	.800	11-5	2nd	Champion	1st 9th	NCAA Final 32
1994-95	28-6	.823	12-4	Tied 1st	Finalist	4th 3rd	NCAA Final 4
1995-96	21-11	.656	10-6	3rd	Quarterfinalist	25th 24th	NCAA Final 32
1996-97	28-7	.800	11-5	Tied 2nd	Champion	4th 4th	NCAA Final 4
<b>36 Years</b>	<b>879-254</b>	<b>.776</b>	<b>364-136</b>	<b>(.728)</b>	<b>13 ACC titles</b>		<b>2 NCAA titles</b> <b>11 Final Fours</b>

ers went on to play pro basketball in the NBA or ABA and more played in other professional leagues both in the U.S. and overseas.

“Coach taught me the game, when to apply speed, how to use your quickness, when to use that first step, or how to apply certain skills in certain situations,” says Jordan. “Dean Smith gave me the knowledge to score 37 points a game and that’s something people don’t understand.”

Smith also coached players who went on to become doctors, lawyers and businessmen. Better than 95 percent of his lettermen earned their degrees.

**Michael Jordan:** “The camaraderie that he has with his players goes a long way. He’s taught a lot of us similar traits and we’ve accepted that and we’ve moved on as players and people. That’s something we treasure more so than maybe our basketball experience — the things that we learned away from the game.”

“He’s like a second father to me. When I first left school I was unsure, nervous, scared, going into a situation I wasn’t really comfortable with and I didn’t know if I was ready for it. He calmed me down with a fatherly attitude, taking me under his wing and teaching me a lot of things about being an adult.”

**Phil Ford:** “My first impression of Coach Smith was honesty. He didn’t promise me playing time. In fact, he told me I might have to play on the junior varsity my first year. That kind of set me back. But my mom really liked that because she said, ‘Phil, if he’s not out here promising you that you will start, that means you go there and work hard and do the best that you can do, then he won’t be out promising your job to another high school player.’ And if you think about it, that made a lot of sense.”

When he retired, Smith was the winningest coach in the history of the NCAA Tournament with 65 victories. In 36 ACC Tournaments, he had a coaching record of 58-23, a winning percentage of .716.

Smith, who played for the legendary Phog Allen at Kansas in the early 1950s, and Knight are the only two men to both play on and coach an NCAA championship team. Smith was a member of the Jayhawk squad that won college basketball’s top prize in 1952. He then coached the Tar Heels to national titles in 1982 and 1993.

After taking Carolina to the NCAA championship game in 1977, Smith was named National Coach of the Year by the NABC. He received similar honors from the U.S. Basketball Writers Association and Basketball Weekly in 1979 and from Medalist in 1982. He was named the Naismith National Coach of the Year in 1993 after leading the Tar Heels to the national crown.

In 1993, the Atlantic Coast Sportswriters Association named Smith the ACC Coach of the Year, an honor he received on seven previous occasions as well—1967, 1968, 1971, 1976, 1977, 1979 and 1988.

Smith died on February 7, 2015, in Chapel Hill.



## ROY WILLIAMS



**33 Seasons  
as Head Coach  
903-264  
(.774)**

**EDUCATION**

B.A., Education  
North Carolina '72

M.A., Teaching  
North Carolina '73

- ✓ Naismith Hall of Fame class of 2007
- ✓ Retired with the third-most wins (903) in NCAA Division I history
- ✓ Led UNC to NCAA championships in 2005, 2009 and 2017
- ✓ One of only six head coaches in Division I history to win three NCAA titles
- ✓ Guided his teams to nine NCAA Final Fours
- ✓ Posted 12 30-win seasons and more wins over the No. 1 team in the AP poll than any coach in history
- ✓ Nine-time national coach of the year
- ✓ Won 100, 200, 300, 400, 500, 600, 700, 800 and 900 games in fewer seasons than any coach in history

Roy Williams retired on April 1, 2021, with the third-most wins by a Division I head coach and the sixth-highest winning percentage in college basketball history.

Inducted into the Naismith Memorial Basketball Hall of Fame in 2007, Williams was a college head coach for 33 seasons at two of the three winningest programs in the sport's history. He won 418 games in 15 seasons at Kansas from 1988-2003 and 485 games in 18 seasons at UNC, his alma mater, from 2003-21. He is the second-winningest coach all-time at Carolina and is now third at KU. He is the only coach in college basketball history to win 400 games at two schools.

Williams is one of 12 Tar Heels enshrined in the Naismith Basketball Hall of Fame, joining a group that includes Dean Smith, Michael Jordan, James Worthy, Larry Brown, Billy Cunningham, Bob McAdoo, Charlie Scott, Bobby Jones and George Karl.

ESPN, Sports Illustrated, Sporting News and Fox Sports named Williams the Coach of the Decade for 2000-09, a 10-year span during which he won 33 NCAA Tournament games, including two national titles among five Final Four appearances at KU and Carolina.

The Asheville, N.C., native won his 900th game when the Tar Heels beat Florida State on February 27, 2021, reaching 900 wins in fewer games and fewer seasons than any other coach in history. His 903rd and final win came against Virginia Tech in the quarterfinals of the Atlantic Coast Conference Tournament on March 11, 2021. He finished his career with a 903-264 record. The 903 wins rank third behind only Mike Krzyzewski and Jim Boeheim and his winning percentage of .774 is sixth all-time, third highest in the last 45 seasons and the highest in his 33 seasons among Power 5 conference coaches.

Williams grew up in the Biltmore neighborhood in Asheville. He attended Roberson High, where he played for Coach Buddy Baldwin. He played on Carolina's freshman team in 1968-69, earned a bachelor's degree in education in 1972 and a master's degree in teaching in 1973. After five seasons as the head coach at Owen High School in Black Mountain, N.C., Williams joined Dean Smith's UNC staff, where he served as an assistant coach from 1978-88.

Williams led UNC to NCAA championships as a head coach in 2005, 2009 and 2017 and was an assistant when the Tar Heels won the title in 1982. He is the only head coach to win three national championships at his alma mater and one of six – with John Wooden, Krzyzewski, Adolph Rupp, Bob Knight and Jim Calhoun – to win at least three titles.

In 2018, UNC officially named the playing floor at the Dean E. Smith Center, home of the Tar Heels, Roy Williams Court.

Williams is second all-time in college basketball in 30-win seasons (12) and fourth in 20-win seasons (29), has the most wins over No. 1-ranked teams in the AP poll (8) and averaged more wins per season (27.4) than any coach with 800 or more wins. His teams won 18 regular-season conference championships, tied for the fifth most all-time.

He won national coach-of-the-year honors nine times (1990, 1991, 1992, 1997, 2005, 2006, 2009, 2017, 2019) and was the conference coach of the year nine times (1990, 1992, 1995, 1996, 1997, 2002, 2003, 2006, 2011). His teams were ranked in 84.4 percent of the AP polls, including 61.5 percent in the top 10 and 29 weeks at No. 1. His teams earned a No. 1 ranking in 13 seasons and in 18 years were ranked at least second in the nation.

Williams won 100, 200, 300, 400, 500, 600, 700, 800 and 900 games in fewer seasons than any coach in college basketball history.

Williams ranks with Smith and Krzyzewski as the most accomplished coaches in ACC history, ranking third in wins (485), third in ACC regu-

lar-season and Tournament wins (241), third in regular-season ACC titles (9), third in road wins (93), fourth in road winning percentage in league play (.621) and fifth in regular-season winning percentage (.693).

His teams defined success in NCAA Tournament play, where he retired second in wins (79), games (106) and No. 1 seeds (13); third in appearances (30), winning percentage (.745), Final Four wins (9) and championship game appearances (6); and fourth in titles (3) and Final Fours (9). Over his last 20 years, Williams' teams won 54 NCAA Tournament games, more than any other coach in the nation. Carolina's 45 NCAA Tournament wins in the Williams era were more than any other school in those 18 seasons. Carolina was a No. 1 seed in 2016, 2017 and 2019 and a No. 2 in 2018, the best four-year stretch of seeding in school history.

Only Kentucky, UNC, Duke, UCLA and Kansas have more NCAA Tournament wins than Williams. His teams went 29-1 in the first round, 19-10 in the second, 13-6 in the Sweet 16, 9-4 in the Elite 8, 6-3 in the national semifinals and 3-3 in the championship game.

Carolina went 45-13 in the NCAA Tournament under Williams, a winning percentage of .776 that is the highest in ACC history. The 45 wins under Williams are more than 13 current or former ACC schools have won in their NCAA Tournament histories. He is the only coach to win an NCAA Tournament game in 20 consecutive seasons (1990-2009) and the only coach to win 29 straight first-round games.

In 2005, Carolina went 33-4 and won the NCAA title in Williams' second year as head coach, just two years removed from back-to-back seasons when the Tar Heels failed to make the NCAA Tournament field.

The 2009 squad is considered one of the most dominant championship teams, becoming the first NCAA champion to win all six games by a dozen or more points. Carolina won by an average of 20.2 points, the highest margin in 13 years, trailed in the second half just once and led Michigan State by a record 21 points at halftime in the national championship game.

Williams led the Tar Heels to back-to-back national championship games in 2016 and 2017. UNC lost the title to Villanova on a last-second three-pointer in '16, but beat top-seed Gonzaga, 71-65, to win the 2017 title. It marked the fourth time in NCAA history a school won the championship a year after losing in the finals.

Under Williams, Carolina earned 10 No. 1 or No. 2 NCAA Tournament seeds, won three ACC Tournament championships and averaged 26.9 wins and 11.8 regular-season ACC wins per season. Carolina had 11 top-10 finishes in the Associated Press poll, and produced 21 All-Americans, 17 first-team All-ACC selections, 22 first-round NBA Draft picks, six ACC scholar-athletes of the year and seven Academic All-Americans. Five times multiple Tar Heels were selected in the first round of the NBA Draft, including four players in 2005 and 2012 and three in 2009 and 2019.

Williams set UNC records for most wins in one year (36 in 2007-08), two years (70 in 2008-09), three years (101 from 2007-09), four years (124 from 2006-09), five years (157 from 2005-09), six years (177 from 2005-10), seven years (206 from 2005-12), eight years (228, 2011-18 and 2012-19), nine years (263 from 2005-13), 10 years (292 from 2008-17) and 15 years (434 from 2004-19).

His teams dominated at home, posting a record of 444-57 (.886). He led the Jayhawks to a 201-17 record (.922) in Allen Fieldhouse, at one point winning 62 consecutive games. The Tar Heels went 243-41 at home under Williams (including 241-40 at the Smith Center) and set the UNC record for consecutive home wins with 31.

In 15 seasons at Kansas, the Jayhawks averaged 27.9 wins, including



Getty Images



**ROY WILLIAMS**

Jeffrey Camarati



35 in 1997-98. He also won 30 in 1989-90, 34 in 1996-97, 33 in 2001-02 and 30 in 2002-03. The Jayhawks reached the Sweet 16 nine times and the Final Eight on five occasions. In seven years of Big 12 Conference play, his teams went 94-18, capturing the regular-season title in 1997, 1998, 2002 and 2003 and the postseason tournament crown in 1997, 1998 and 1999. In 2001-02, KU became the first Big 12 team to go 16-0 in league play. From 1995-98, Kansas was a combined 123-17 – an average of 30.8 wins per season.

Williams' players won numerous awards:

- four National Players of the Year – Drew Gooden (2002), Nick Collison (2003), Sean May (2005) and Tyler Hansbrough (2008);
- 17 first-team All-Americans, including 10 consensus first-team All-America

honors – KU's Raef LaFrentz (1997 and 1998), Paul Pierce (1998), Gooden (2002) and Collison (2003); UNC's Hansbrough (2007, 2008, 2009), Brice Johnson (2016) and Justin Jackson (2017);

- nine conference player or athletes of the year, including five Tar Heels – May (2005), Hansbrough (2008), Ty Lawson (2009), Tyler Zeller (2012) and Jackson (2017);
- three Bob Cousy Award winners – Raymond Felton (2005), Lawson (2009) and Kendall Marshall (2012);
- 34 first-team all-conference players;
- seven first-team Academic All-Americans;
- 33 NBA first-round draft picks – 22 at Carolina and 11 at Kansas;
- 46 academic all-conference selections;
- and he is the only coach with two Academic All-Americans of the Year (Jacque Vaughn at Kansas, Tyler Zeller at UNC).

His players have earned nearly \$1.3 billion in NBA salary. Paul Pierce was the 2008 NBA Finals MVP after leading the Boston Celtics to the title; Danny Green set the NBA Finals record with 27 three-pointers in 2013 and has won three NBA titles; Harrison Barnes won a title with Golden State in 2015 and was a starter with the Warriors when they set the NBA single-season record with 73 wins in 2016.

Tyler Hansbrough became the most decorated player in Carolina Basketball history and set the all-time ACC scoring mark with 2,872 points. He is the only player in ACC history to earn first-team All-America and first-team All-ACC honors in each of his four seasons. He also became Carolina's all-time leading rebounder, set the NCAA record for free throws made, won an NCAA title and National Player of the Year honors and earned his degree.

Carolina ranked in the top four nationally in scoring seven times and his teams averaged 80 points or more 23 times. Overall, his teams finished in the top 10 nationally in scoring 13 times, in scoring margin 18 times, in field goal percentage 12 times, in win-loss percentage 13 times and in field goal defense four times. Also, his teams finished in the top seven nationally in assists in 14 of the last 20 years and in the top 10 nationally in rebounding margin in 18 of the last 25 years. The Tar Heels led the nation in rebounds and rebound margin in three of his last five seasons.

In 43 seasons on the bench as a college head and assistant coach, Williams was part of 1,178 wins in 1,503 games, a win percentage of .784.

**YEAR-BY-YEAR WITH ROY WILLIAMS AS A HEAD COACH**

Year	School	Overall			Big 8/12		Big 8/12 Finish	Big 8/12 Tournament	NCAA Tournament	AP Poll	Coaches Poll
		W	L	Pct.	W	L					
1988-89	Kansas	19	12	.613	6	8	6th	0-1, 1st Round	—	—	—
1989-90	Kansas	30	5	.857	11	3	T-2nd	1-1, Semifinals	1-1, 2nd Round	5	5
1990-91	Kansas	27	8	.771	10	4	T-1st	1-1, Semifinals	5-1, Final Four, 2nd	12	12
1991-92	Kansas	27	5	.844	11	3	1st	3-0, Champions	1-1, 2nd Round	2	2
1992-93	Kansas	29	7	.806	11	3	1st	1-1, Semifinals	4-1, Final Four, T-3rd	9	8
1993-94	Kansas	27	8	.771	9	5	3rd	1-1, Semifinals	2-1, Sweet 16	13	12
1994-95	Kansas	25	6	.808	11	3	1st	1-1, Semifinals	2-1, Sweet 16	5	10
1995-96	Kansas	29	5	.853	12	2	1st	2-1, Finals	3-1, Final Eight	4	5
1996-97	Kansas	34	2	.944	15	1	1st	3-0, Champions	2-1, Sweet 16	1	5
1997-98	Kansas	35	4	.897	15	1	1st	3-0, Champions	1-1, 2nd Round	2	8
1998-99	Kansas	23	10	.697	11	5	T-2nd	3-0, Champions	1-1, 2nd Round	22	23
1999-00	Kansas	24	10	.706	11	5	5th	1-1, Semifinals	1-1, 2nd Round	—	—
2000-01	Kansas	26	7	.788	12	4	T-2nd	1-1, Semifinals	2-1, Sweet 16	12	7
2001-02	Kansas	33	4	.892	16	0	1st	2-1, Finals	4-1, Final Four, T-3rd	2	2
2002-03	Kansas	30	8	.789	14	2	1st	1-1, Semifinals	5-1, Final Four, 2nd	6	2
<b>at Kansas</b>	<b>15 years</b>	<b>418</b>	<b>101</b>	<b>.805</b>	<b>175</b>	<b>49</b>	<b>9 1sts</b>	<b>24-11, 4 titles</b>	<b>34-14</b>	<b>9 Top 10s</b>	<b>10 Top 10s</b>
Year	School	Overall			ACC		ACC Finish	ACC Tournament	NCAA Tournament	AP Poll	Coaches Poll
Year	School	W	L	Pct.	W	L					
2003-04	UNC	19	11	.633	8	8	5th	0-1, Quarterfinals	1-1, 2nd Round	18	22
2004-05	UNC	33	4	.892	14	2	1st	1-1, Semifinals	6-0, Champions	2	1
2005-06	UNC	23	8	.742	12	4	2nd	1-1, Semifinals	1-1, 2nd Round	10	14
2006-07	UNC	31	7	.816	11	5	T-1st	3-0, Champions	3-1, Final Eight	4	T-5
2007-08	UNC	36	3	.923	14	2	1st	3-0, Champions	4-1, Final Four, T-3rd	1	3
2008-09	UNC	34	4	.895	13	3	1st	1-1, Semifinals	6-0, Champions	2	1
2009-10	UNC	20	17	.541	5	11	T-9th	0-1, First Round	4-1, (NIT finalists)	—	—
2010-11	UNC	29	8	.784	14	2	1st	2-1, Finals	3-1, Final Eight	7	8
2011-12	UNC	32	6	.842	14	2	1st	2-1, Finals	3-1, Final Eight	4	6
2012-13	UNC	25	11	.694	12	6	3rd	2-1, Finals	1-1, 2nd Round	—	—
2013-14	UNC	24	10	.706	13	5	T-3rd	0-1, Quarterfinals	1-1, 2nd Round	19	21
2014-15	UNC	26	12	.684	11	7	5th	3-1, Finals	2-1, Sweet 16	15	12
2015-16	UNC	33	7	.825	14	4	1st	3-0, Champions	5-1, Final Four, 2nd	3	2
2016-17	UNC	33	7	.825	14	4	1st	1-1, Semifinals	6-0, Champions	6	1
2017-18	UNC	26	11	.703	11	7	T-3rd	3-1, Finals	1-1, 2nd Round	10	14
2018-19	UNC	29	7	.806	16	2	T-1st	1-1, Semifinals	2-1, Sweet 16	3	9
2019-20	UNC	14	19	.424	6	14	T-13th	1-1, Second Round	—	—	—
2020-21	UNC	18	11	.621	10	6	T-5th	2-1, Semifinals	0-1, 1st Round	—	—
<b>at UNC</b>	<b>18 years</b>	<b>485</b>	<b>163</b>	<b>.748</b>	<b>212</b>	<b>94</b>	<b>9 1sts</b>	<b>29-15, 3 titles</b>	<b>45-13, 3 titles</b>	<b>11 Top 10s</b>	<b>9 Top 10s</b>
<b>Career</b>	<b>33 years</b>	<b>903</b>	<b>264</b>	<b>.774</b>	<b>387</b>	<b>143</b>	<b>18 1sts</b>	<b>53-26, 7 titles</b>	<b>30 years, 79-27 (.745)</b>	<b>20 Top 10s</b>	<b>19 Top 10s</b>
									<b>3 NCAA titles</b>	<b>14 Top 5s</b>	<b>12 Top 5s</b>
									<b>9 Final Fours</b>	<b>2 No. 1s</b>	<b>3 No. 1s</b>














# 1982 NCAA CHAMPIONS










# 1993 NCAA CHAMPIONS





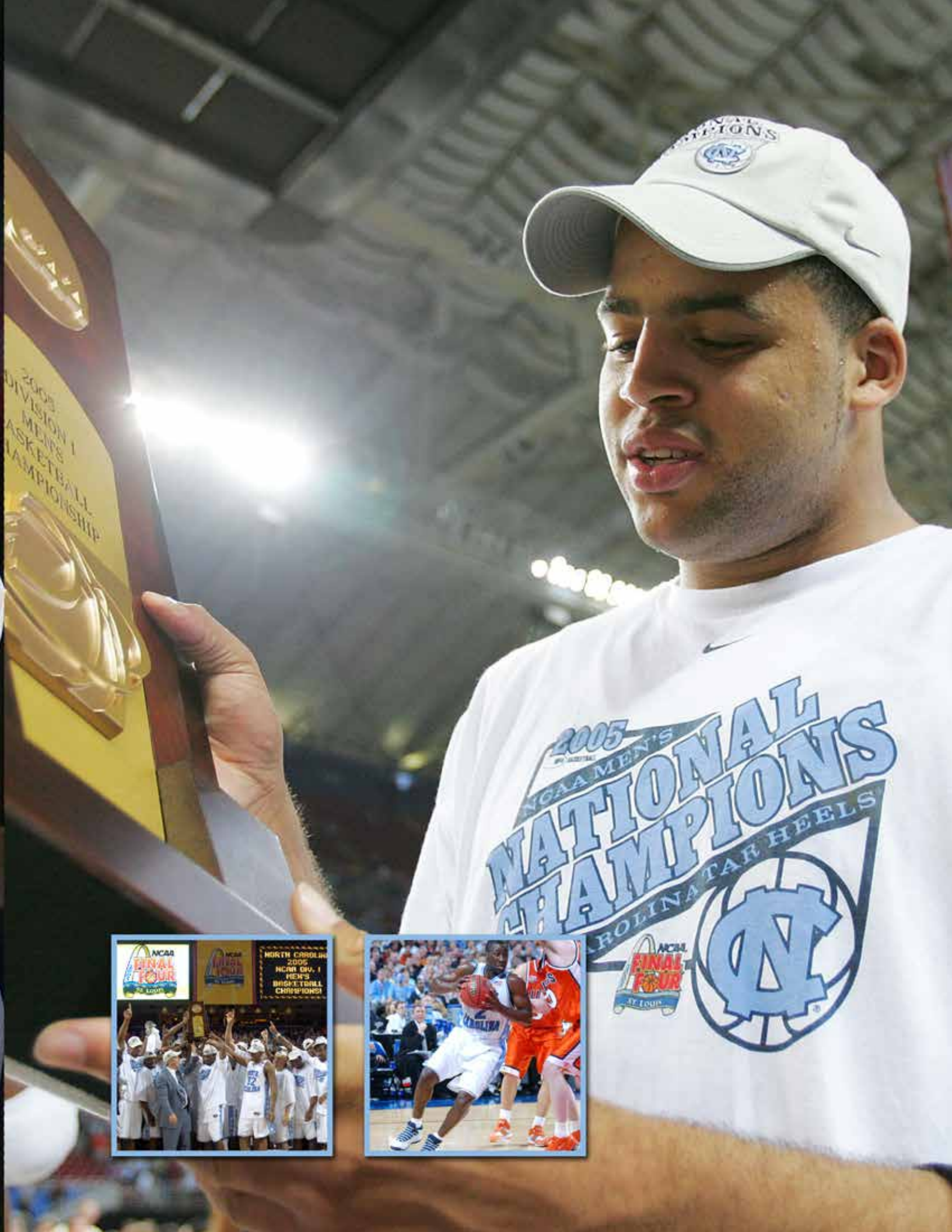




# 2005 NCAA CHAMPIONS









# 2009 NCAA CHAMPIONS








NCAA

2009  
DIVISION I



NATIONAL CHAMPION



2009 NCAA  
NATIONAL CHAMPION

Don't  
Doubt  
Squad





# 2017 NCAA CHAMPIONS









**NCAA TOURNAMENT HISTORY**

Allen Dean Steele/Daily Tar Heel

**NCAA TOURNAMENT RECORDS**

**ALL-TIME APPEARANCES**

Team	No.
Kentucky	60
<b>North Carolina</b>	<b>52</b>
Kansas	51
UCLA	50
Duke	45

**ALL-TIME TOURNAMENT GAMES**

Team	No.
Kentucky	184
<b>North Carolina</b>	<b>180</b>
Kansas	165
Duke	159
UCLA	153

**ALL-TIME TOURNAMENT WINS**

Team	No.
<b>North Carolina</b>	<b>131</b>
Kentucky	130
Duke	119
Kansas	116
UCLA	110

**TOURNAMENT WINNING PERCENTAGE**

Team	Pct. (Record)
Duke	.748 (119-40)
<b>North Carolina</b>	<b>.728 (131-49)</b>
UCLA	.719 (110-43)
Kentucky	.707 (130-54)
Kansas	.703 (116-49)



**NCAA Tournament Appearances (52)**

1941, 1946, 1957, 1959, 1967, 1968, 1969, 1972, 1975, 1976, 1977, 1978, 1979, 1980, 1981, 1982, 1983, 1984, 1985, 1986, 1987, 1988, 1989, 1990, 1991, 1992, 1993, 1994, 1995, 1996, 1997, 1998, 1999, 2000, 2001, 2004, 2005, 2006, 2007, 2008, 2009, 2011, 2012, 2013, 2014, 2015, 2016, 2017, 2018, 2019, 2021, 2022

**NCAA Championships (6)**

1957, 1982, 1993, 2005, 2009, 2017

**NCAA Championship Game Appearances (12)**

1946, 1957, 1968, 1977, 1981, 1982, 1993, 2005, 2009, 2016, 2017, 2022

**NCAA Final Four Appearances (21)**

1946, 1957, 1967, 1968, 1969, 1972, 1977, 1981, 1982, 1991, 1993, 1995, 1997, 1998, 2000, 2005, 2008, 2009, 2016, 2017, 2022

**NCAA Regional Final or Final Eight (29)**

1941, 1946, 1957, 1967, 1968, 1969, 1972, 1977, 1981, 1982, 1983, 1985, 1987, 1988, 1991, 1993, 1995, 1997, 1998, 2000, 2005, 2007, 2008, 2009, 2011, 2012, 2016, 2017, 2022

**NCAA Regional Semifinal or Final 16 (37)**

1941, 1946, 1957, 1967, 1968, 1969, 1972, 1975, 1977, 1981, 1982, 1983, 1984, 1985, 1986, 1987, 1988, 1989, 1990, 1991, 1992, 1993, 1995, 1997, 1998, 2000, 2005, 2007, 2008, 2009, 2011, 2012, 2015, 2016, 2017, 2019, 2022



Jeffrey Camarati





Jeffrey Camarati

**FINAL FOURS**

<b>North Carolina</b>	21
UCLA	18
Kentucky	17
Duke	17
Kansas	16

**NCAA CHAMPIONSHIPS**

UCLA	11
Kentucky	8
<b>North Carolina</b>	6
Connecticut	5
Indiana	5
Duke	5
Kansas	4
Louisville	3
Villanova	3
Cincinnati	2
Michigan State	2
NC State	2
Oklahoma State	2
San Francisco	2
Florida	2



**2017  
NCAA champions**

Jeffrey Camarati

Hugh Morton



**The Tar Heels hoist the 1993 NCAA championship trophy.**

Maggie Hobson



**RJ Davis and the 2022 Tar Heels beat Duke in their NCAA-record 21st Final Four appearance.**

**MOST NO. 1 SEEDS  
IN NCAA HISTORY**

- Carolina has been an NCAA Tournament No. 1 seed 17 times.
- The Tar Heels have more No. 1 seeds (17) than any team in NCAA Tournament history (Kansas is second with 16).
- UNC earned a No. 1 seed in 1979, 1982, 1984, 1987, 1991, 1993, 1994, 1997, 1998, 2005, 2007, 2008, 2009, 2012, 2016, 2017 and 2019.
- The Tar Heels have advanced to the Final Four 10 times as a top seed.
- The Tar Heels won the national championship as a No. 1 seed in 1982, 1993, 2005, 2009 and 2017 and also reached the Final Four as a No. 1 seed in 1991, 1997, 1998, 2008 and 2016.
- Roy Williams led teams to No. 1 seeds 13 times, the second-highest total of any coach. Duke's Mike Krzyzewski is first with 14.
- Carolina has beaten a No. 1 seed nine times.



**NCAA TOURNAMENT HISTORY**

**CAROLINA VS. OPPONENTS IN THE NCAA TOURNAMENT**

Opponent	Record	Last Time	Opponent	Record	Time
Air Force	1-0	2004	Middle Tennessee St	1-0	1985
Alabama-Birmingham	1-0	1986	Missouri	1-0	2000
Alabama	2-1	1992	Mount St. Mary's	1-0	2008
Arizona	0-2	1997	Murray State	2-0	2006
Arkansas	4-2	2017	Navy	1-1	1998
Auburn	1-1	2019	New Mexico State	1-0	1975
Baylor	1-0	2022	New Orleans	1-0	1996
Boston College	2-1	1994	New York	1-0	1946
Butler	1-0	2017	North Texas	1-0	1988
California	1-0	1997	Northeastern	1-0	1991
Cincinnati	1-0	1993	Notre Dame	4-0	2016
Canisius	1-0	1957	Oakland	1-0	2005
Charlotte	1-0	1998	Ohio	1-0	2012
Colorado	1-0	1997	Ohio State	3-1	1992
Connecticut	1-0	1998	Oklahoma	2-0	2009
Creighton	1-0	2012	Oklahoma A&M	0-1	1946
Dartmouth	0-1	1941	Oregon	1-0	2017
Davidson	2-0	1969	Pennsylvania	2-1	1987
Dayton	0-1	1967	Penn State	0-1	2001
Drake	0-1	1969	Pittsburgh	1-1	1981
Duke	1-0	2022	Princeton	2-0	2001
Duquesne	1-0	1969	Providence	2-0	2016
East Carolina	1-0	1993	Purdue	1-1	1977
Eastern Kentucky	1-0	2007	Radford	1-0	2009
Eastern Michigan	1-0	1991	Rhode Island	1-0	1993
Fairfield	1-0	1997	San Francisco	0-1	1978
Florida	0-1	2000	South Carolina	1-0	1972
Florida Gulf Coast	1-0	2016	Southern	1-0	1989
Florida State	0-1	1972	Saint Peter's	1-0	2022
George Mason	0-1	2006	St. Bonaventure	1-0	1968
Georgetown	2-1	2007	SW Missouri St.	1-0	1990
Georgia	0-1	1983	Stanford	1-0	2000
Gonzaga	2-0	2017	Syracuse	2-2	2016
Harvard	1-0	2015	Temple	2-0	1991
Houston	1-1	1992	Tennessee	1-0	2000
Illinois	1-0	2005	Texas	0-1	2004
Indiana	1-2	2016	Texas A&M	0-2	2018
Iona	1-0	2019	Texas Southern	1-0	2017
Iowa State	2-1	2014	Texas Tech	0-1	1996
James Madison	2-0	1983	Tulsa	1-0	2000
Kansas	2-4	2013	UCLA	2-1	2022
Kansas State	1-0	1981	UNLV	1-0	1977
Kentucky	3-1	2017	USC	1-0	2007
Liberty	1-0	1994	Utah	2-1	1998
Lipscomb	1-0	2018	Vermont	1-0	2012
Long Island	1-0	2011	Villanova	5-2	2016
LSU	1-0	2009	Virginia	1-0	1981
Louisville	3-1	2008	Washington	2-0	2019
Loyola Marymount	1-0	1988	Washington State	1-0	2008
Marquette	2-1	2022	Weber State	0-1	1999
Miami (Ohio)	1-0	1992	Wisconsin	1-2	2021
Michigan	3-1	1993	Yale	1-0	1957
Michigan State	5-0	2009	<b>Total</b>	<b>131-49 (.728)</b>	

**HOW UNC PERFORMS (by seed)**

Seed	W-L	Year(s)
1	63-12	1979, 1982, 1984, 1987, 1991, 1993, 1994, 1997, 1998, 2005, 2007, 2008, 2009, 2012, 2016, 2017, 2019
2	23-9	1981, 1983, 1985, 1988, 1989, 1995, 2001, 2011, 2018
3	3-4	1980, 1986, 1999, 2006
4	4-2	1992, 2015
6	3-3	1996, 2004, 2014
8	12-5	1990, 2000, 2013, 2021, 2022

**UNC VS. SEEDS IN NCAA TOURNAMENT PLAY**

Seed	W-L	Last Faced (opponent)
1	9-6	2022 (Kansas)
2	7-7	2022 (Duke)
3	7-6	2017 (Oregon)
4	8-5	2022 (UCLA)
5	8-2	2019 (Auburn)
6	6-1	2005 (Notre Dame)
7	5-2	2018 (Texas A&M)
8	8-1	2017 (Arkansas)
9	12-3	2022 (Wisconsin)
10	5-0	2016 (Syracuse)
11	5-1	2014 (Providence)
12	1-0	1991 (Eastern Michigan)
13	3-0	2015 (Harvard)
14	2-1	2006 (Murray State)
15	8-0	2022 (Saint Peter's)
16	14-0	2019 (Iona)

**UNC'S WON-LOSS RECORD AT NCAA TOURNAMENT SITES**

Site	Record	Last
Atlanta, Ga.	3-2	1989
Austin, Texas	4-0	2000
Birmingham, Ala.	5-1	2000
Charlotte, N.C.	12-1	2018
Cincinnati, Ohio	2-0	1992
College Park, Md.	6-0	1977
Columbus, Ohio	2-0	2019
Dallas, Texas	0-1	1990
Dayton, Ohio	1-2	2006
Denton, Texas	0-1	1980
Denver, Colo.	1-1	2004
Detroit, Mich.	2-0	2009
East Rutherford, N.J.	6-2	2007
El Paso, Texas	1-0	1981
Fort Worth, Texas	2-0	2022
Greensboro, N.C.	7-0	2012
Greenville, S.C.	2-0	2017
Hartford, Conn.	2-0	1998
Houston, Texas	1-2	2016
Indianapolis, Ind.	0-3	2000
Jacksonville, Fla.	2-0	2015
Kansas City, Mo.	3-2	2019
Landover, Md.	1-1	1994
Lexington, Ky.	0-2	1992
Los Angeles, Calif.	2-3	2015
Louisville, Ky.	0-4	1969
Madison, Wis.	0-2	1941
Memphis, Tenn.	4-0	2017
Morgantown, W.Va.	2-0	1972
Newark, N.J.	1-1	2011
New Orleans, La.	6-2	2022
New York, N.Y.	3-2	1959
Ogden, Utah	2-0	1986
Philadelphia, Pa.	7-1	2022
Phoenix, Ariz.	2-0	2017
Providence, R.I.	1-1	1975
Raleigh, N.C.	9-1	2016
Richmond, Va.	1-1	1996
St. Louis, Mo.	3-1	2012
Salt Lake City, Utah	4-0	1988
San Antonio, Texas	1-3	2014
Seattle, Wash.	1-3	1999
South Bend, Ind.	2-0	1985
Syracuse, N.Y.	7-1	2005
Tallahassee, Fla.	2-0	1995
Tempe, Ariz.	0-1	1978
West Lafayette, Ind.	0-1	2021
Winston Salem, N.C.	6-0	2007
<b>Total</b>	<b>131-49 (.728)</b>	

**2022 Final Four**



Maggie Hobson



**NCAA TOURNAMENT RESULTS**

YEAR	DATE	ROUND	OPPONENT (Seeds)	W/L	SCORE	SITE	ARENA
<b>Head Coach: Bill Lange (NCAA Tournament Record at UNC- 0-2)</b>							
1941	March 21	East Semifinal (Final 8)	Pittsburgh	L	20-26	Madison, Wis.	Wisconsin Field House
1941	March 22	East Consolation	Dartmouth	L	59-60	Madison, Wis.	Wisconsin Field House
<b>Head Coach: Ben Carnevale (NCAA Tournament Record at UNC- 2-1)</b>							
1946	March 21	East Semifinal (Final 8)	NYU	W	57-49	New York, N.Y.	Madison Square Garden
1946	March 23	FF- East Final (Final 4)	Ohio State	W (ot)	60-57	New York, N.Y.	Madison Square Garden
1946	March 26	FF- National Championship	Oklahoma A&M	L	40-43	New York, N.Y.	Madison Square Garden
<b>Head Coach: Frank McGuire (NCAA Tournament record at UNC- 5-1)</b>							
1957	March 12	East First	Yale	W	90-74	New York, N.Y.	Madison Square Garden
1957	March 15	East Semifinal	Canisius	W	87-75	Philadelphia, Pa.	Palestra
1957	March 16	East Final	Syracuse	W	67-58	Philadelphia, Pa.	Palestra
1957	March 22	FF- National Semifinal	Michigan State	W (3ot)	74-70	Kansas City, Mo.	Municipal Auditorium
1957	March 23	FF- National Championship	Kansas	W (3ot)	54-53	Kansas City, Mo.	Municipal Auditorium
1959	March 10	East First Round	Navy	L	63-76	New York, N.Y.	Madison Square Garden
<b>Head Coach: Dean Smith (NCAA Tournament Record at UNC- 65-27)</b>							
1967	March 17	East Semifinal	Princeton	W (ot)	78-70	College Park, Md.	Cole Field House
1967	March 18	East Final	Boston College	W	96-80	College Park, Md.	Cole Field House
1967	March 24	FF- National Semifinal	Dayton	L	62-76	Louisville, Ky.	Freedom Hall
1967	March 25	FF- National Consolation	Houston	L	62-84	Louisville, Ky.	Freedom Hall
1968	March 15	East Semifinal	St. Bonaventure	W	91-72	Raleigh, N.C.	Reynolds Coliseum
1968	March 16	East Final	Davidson	W	70-66	Raleigh, N.C.	Reynolds Coliseum
1968	March 22	FF- National Semifinal	Ohio State	W	80-66	Los Angeles, Calif.	Sports Arena
1968	March 23	FF- National Championship	UCLA	L	55-78	Los Angeles, Calif.	Sports Arena
1969	March 13	East Semifinal	Duquesne	W	79-78	College Park, Md.	Cole Field House
1969	March 15	East Final	Davidson	W	87-85	College Park, Md.	Cole Field House
1969	March 20	FF- National Semifinal	Purdue	L	65-92	Louisville, Ky.	Freedom Hall
1969	March 22	FF- National Consolation	Drake	L	84-104	Louisville, Ky.	Freedom Hall
1972	March 16	East Semifinal	South Carolina	W	92-69	Morgantown, W. Va.	WVU Coliseum
1972	March 18	East Final	Penn	W	73-59	Morgantown, W. Va.	WVU Coliseum
1972	March 23	FF- National Semifinal	Florida State	L	75-79	Los Angeles, Calif.	Sports Arena
1972	March 25	FF- National Consolation	Louisville	W	105-91	Los Angeles, Calif.	Sports Arena
1975	March 15	East First	New Mexico State	W	93-69	Charlotte, N.C.	Charlotte Coliseum
1975	March 20	East Semifinal	Syracuse	L	76-78	Providence, R.I.	Providence Civic Center
1975	March 22	East Consolation	Boston College	W	110-90	Providence, R.I.	Providence Civic Center
1976	March 13	Mideast First	Alabama	L	64-79	Dayton, Ohio	Univ. of Dayton Arena
1977	March 12	East First	Purdue	W	69-66	Raleigh, N.C.	Reynolds Coliseum
1977	March 17	East Semifinal	Notre Dame	W	79-77	College Park, Md.	Cole Field House
1977	March 19	East Final	Kentucky	W	79-72	College Park, Md.	Cole Field House
1977	March 26	FF- National Semifinal	UNLV	W	84-83	Atlanta, Ga.	Omni
1977	March 28	FF- National Championship	Marquette	L	59-67	Atlanta, Ga.	Omni
1978	March 11	West First	San Francisco	L	64-68	Tempe, Ariz.	Univ. Activities Center
1979	March 11	East Second	Penn (1/9)	L	71-72	Raleigh, N.C.	Reynolds Coliseum
1980	March 9	Midwest Second	Texas A&M (3/6)	L (2ot)	61-78	Denton, Texas	NTSU Coliseum
1981	March 15	West Second	Pittsburgh (2/10)	W	74-57	El Paso, Texas	Special Events Center
1981	March 19	West Semifinal	Utah (2/3)	W	61-56	Salt Lake City, Utah	Special Events Center
1981	March 21	West Final	Kansas State (2/8)	W	82-68	Salt Lake City, Utah	Special Events Center
1981	March 28	FF- National Semifinal	Virginia (2/1)	W	78-65	Philadelphia, Pa.	Spectrum
1981	March 30	FF- National Championship	Indiana (2/3)	L	50-63	Philadelphia, Pa.	Spectrum
1982	March 13	East Second	James Madison (1/9)	W	52-50	Charlotte, N.C.	Charlotte Coliseum
1982	March 19	East Semifinal	Alabama (1/4)	W	74-69	Raleigh, N.C.	Reynolds Coliseum
1982	March 21	East Final	Villanova (1/3)	W	70-60	Raleigh, N.C.	Reynolds Coliseum
1982	March 27	FF- National Semifinal	Houston (1/6)	W	68-63	New Orleans, La.	Superdome
1982	March 29	FF- National Championship	Georgetown (1/1)	W	63-62	New Orleans, La.	Superdome
1983	March 19	East Second	James Madison (2/10)	W	68-49	Greensboro, N.C.	Greensboro Coliseum
1983	March 25	East Semifinal	Ohio State (2/3)	W	64-51	Syracuse, N.Y.	Carrier Dome
1983	March 27	East Final	Georgia (2/4)	L	77-82	Syracuse, N.Y.	Carrier Dome
1984	March 17	East Second	Temple (1/8)	W	77-66	Charlotte, N.C.	Charlotte Coliseum
1984	March 22	East Semifinal	Indiana (1/4)	L	68-72	Atlanta, Ga.	Omni
1985	March 14	Southeast First	Middle Tennessee State (2/15)	W	76-57	South Bend, Ind.	Joyce Athletic Center
1985	March 16	Southeast Second	Notre Dame (2/7)	W	60-58	South Bend, Ind.	Joyce Athletic Center
1985	March 22	Southeast Semifinal	Auburn (2/11)	W	62-56	Birmingham, Ala.	Jefferson Coliseum
1985	March 24	Southeast Final	Villanova (2/8)	L	44-56	Birmingham, Ala.	Jefferson Coliseum
1986	March 13	West First	Utah (3/14)	W	84-72	Ogden, Utah	Dee Events Center
1986	March 15	West Second	Alabama-Birmingham (3/6)	W	77-59	Ogden, Utah	Dee Events Center
1986	March 20	West Semifinal	Louisville (3/2)	L	79-94	Houston, Texas	Summit
1987	March 12	East First	Penn (1/16)	W	113-82	Charlotte, N.C.	Charlotte Coliseum
1987	March 14	East Second	Michigan (1/9)	W	109-97	Charlotte, N.C.	Charlotte Coliseum
1987	March 19	East Semifinal	Notre Dame (1/5)	W	74-68	East Rutherford, N.J.	Meadowlands
1987	March 21	East Final	Syracuse (1/2)	L	75-79	East Rutherford, N.J.	Meadowlands
1988	March 17	West First	North Texas State (2/15)	W	83-65	Salt Lake City, Utah	Huntsman Center
1988	March 19	West Second	Loyola Marymount (2/10)	W	123-97	Salt Lake City, Utah	Huntsman Center
1988	March 25	West Semifinal	Michigan (2/3)	W	78-69	Seattle, Wash.	Kingdome
1988	March 27	West Final	Arizona (2/1)	L	52-70	Seattle, Wash.	Kingdome
1989	March 17	Southeast First	Southern (2/15)	W	93-79	Atlanta, Ga.	Omni
1989	March 19	Southeast Second	UCLA (2/7)	W	88-81	Atlanta, Ga.	Omni
1989	March 23	Southeast Semifinal	Michigan (2/3)	L	87-92	Lexington, Ky.	Rupp Arena
1990	March 15	Midwest First	SW Missouri State (8/9)	W	83-70	Austin, Texas	Erwin Center
1990	March 17	Midwest Second	Oklahoma (8/1)	W	79-77	Austin, Texas	Erwin Center
1990	March 22	Midwest Semifinal	Arkansas (8/4)	L	73-96	Dallas, Texas	Reunion Arena
1991	March 15	East First	Northeastern (1/16)	W	101-66	Syracuse, N.Y.	Carrier Dome
1991	March 17	East Second	Villanova (1/9)	W	84-69	Syracuse, N.Y.	Carrier Dome
1991	March 22	East Semifinal	Eastern Michigan (1/12)	W	93-67	East Rutherford, N.J.	Meadowlands
1991	March 24	East Final	Temple (1/10)	W	75-72	East Rutherford, N.J.	Meadowlands
1991	March 30	FF- National Semifinal	Kansas (1/3)	L	73-79	Indianapolis, Ind.	Hoosier Dome



**NCAA TOURNAMENT RESULTS**

YEAR	DATE	ROUND	OPPONENT (Seeds)	W/L	SCORE	SITE	ARENA
1992	March 19	Southeast First	Miami (Ohio) (4/13)	W	68-63	Cincinnati, Ohio	Riverfront Coliseum
1992	March 21	Southeast Second	Alabama (4/5)	W	64-55	Cincinnati, Ohio	Riverfront Coliseum
1992	March 27	Southeast Semifinal	Ohio State (4/1)	L	73-80	Lexington, Ky.	Rupp Arena
1993	March 18	East First	East Carolina (1/16)	W	85-65	Winston-Salem, N.C.	Joel Coliseum
1993	March 20	East Second	Rhode Island (1/8)	W	112-67	Winston-Salem, N.C.	Joel Coliseum
1993	March 26	East Semifinal	Arkansas (1/4)	W	80-74	East Rutherford, N.J.	Meadowlands
1993	March 28	East Final	Cincinnati (1/2)	W (ot)	75-68	East Rutherford, N.J.	Meadowlands
1993	April 3	FF- National Semifinal	Kansas (1/2)	W	78-68	New Orleans, La.	Superdome
1993	April 5	FF- National Championship	Michigan (1/1)	W	77-71	New Orleans, La.	Superdome
1994	March 18	East First	Liberty (1/16)	W	71-51	Landover, Md.	US Air Arena
1994	March 20	East Second	Boston College (1/9)	L	72-75	Landover, Md.	US Air Arena
1995	March 17	Southeast First	Murray State (2/15)	W	80-70	Tallahassee, Fla.	Leon County CC
1995	March 19	Southeast Second	Iowa State (2/7)	W	73-51	Tallahassee, Fla.	Leon County CC
1995	March 23	Southeast Semifinal	Georgetown (2/6)	W	74-64	Birmingham, Ala.	Jefferson Civic Center
1995	March 25	Southeast Final	Kentucky (2/1)	W	74-61	Birmingham, Ala.	Jefferson Civic Center
1995	April 1	FF- National Semifinal	Arkansas (2/2)	L	68-75	Seattle, Wash.	Kingdome
1996	March 15	East First	New Orleans (6/11)	W	83-62	Richmond, Va.	Richmond Coliseum
1996	March 17	East Second	Texas Tech (6/3)	L	73-92	Richmond, Va.	Richmond Coliseum
1997	March 13	East First	Fairfield (1/16)	W	82-74	Winston-Salem, N.C.	Joel Coliseum
1997	March 15	East Second	Colorado (1/9)	W	73-56	Winston-Salem, N.C.	Joel Coliseum
1997	March 21	East Semifinal	California (1/5)	W	63-57	Syracuse, N.Y.	Carrier Dome
1997	March 23	East Final	Louisville (1/6)	W	97-74	Syracuse, N.Y.	Carrier Dome
1997	March 29	FF- National Semifinal	Arizona (1/4)	L	58-66	Indianapolis, Ind.	RCA Dome
<b>Head Coach: Bill Guthridge (NCAA Tournament Record at UNC- 8-3)</b>							
1998	March 12	East First	Navy (1/16)	W	88-52	Hartford, Conn.	Hartford Civic Center
1998	March 14	East Second	UNC Charlotte (1/8)	W (ot)	93-83	Hartford, Conn.	Hartford Civic Center
1998	March 19	East Semifinal	Michigan State (1/4)	W	73-58	Greensboro, N.C.	Greensboro Coliseum
1998	March 21	East Final	Connecticut (1/2)	W	75-64	Greensboro, N.C.	Greensboro Coliseum
1998	March 28	FF- National Semifinal	Utah (1/2)	L	59-66	San Antonio, Texas	Alamodome
1999	March 11	West First	Weber State (3/14)	L	74-76	Seattle, Wash.	Key Arena
2000	March 17	South First	Missouri (8/9)	W	84-70	Birmingham, Ala.	Jefferson Civic Center
2000	March 19	South Second	Stanford (8/1)	W	60-53	Birmingham, Ala.	Jefferson Civic Center
2000	March 24	South Semifinal	Tennessee (8/4)	W	74-69	Austin, Texas	Erwin Center
2000	March 26	South Final	Tulsa (8/7)	W	59-55	Austin, Texas	Erwin Center
2000	April 3	FF- National Semifinal	Florida (8/5)	L	59-71	Indianapolis, Ind.	RCA Dome
<b>Head Coach: Matt Doherty (NCAA Tournament Record at UNC- 1-1)</b>							
2001	March 16	South First	Princeton (2/15)	W	70-48	New Orleans, La.	Superdome
2001	March 18	South Second	Penn State (2/7)	L	74-82	New Orleans, La.	Superdome
<b>Head Coach: Roy Williams (NCAA Tournament Record at UNC- 45-12)</b>							
2004	March 18	South First	Air Force (6/11)	W	63-52	Denver, Colo.	Pepsi Center
2004	March 20	South Second	Texas (6/3)	L	75-78	Denver, Colo.	Pepsi Center
2005	March 18	East First	Oakland (Mich.) (1/16)	W	96-68	Charlotte, N.C.	Charlotte Coliseum
2005	March 20	East Second	Iowa State (1/8)	W	92-65	Charlotte, N.C.	Charlotte Coliseum
2005	March 25	East Semifinal	Villanova (1/5)	W	67-66	Syracuse, N.Y.	Carrier Dome
2005	March 27	East Final	Wisconsin (1/6)	W	88-82	Syracuse, N.Y.	Carrier Dome
2005	April 2	FF- National Semifinal	Michigan State (1/5)	W	87-71	St. Louis, Mo.	Edward Jones Dome
2005	April 4	FF- National Championship	Illinois (1/1)	W	75-70	St. Louis, Mo.	Edward Jones Dome
2006	March 17	East First	Murray State (3/14)	W	69-65	Dayton, Ohio	Univ. of Dayton Arena
2006	March 19	East Second	George Mason (3/11)	L	60-65	Dayton, Ohio	Univ. of Dayton Arena
2007	March 15	East First	Eastern Kentucky (1/16)	W	86-65	Winston-Salem, N.C.	Joel Coliseum
2007	March 17	East Second	Michigan State (1/9)	W	81-67	Winston-Salem, N.C.	Joel Coliseum
2007	March 23	East Semifinal	Southern California (1/5)	W	74-64	East Rutherford, N.J.	Meadowlands
2007	March 25	East Final	Georgetown (1/2)	L (ot)	84-96	East Rutherford, N.J.	Meadowlands




Rich Clarkson

Dean Smith led the Tar Heels to three straight Final Fours in 1967-68-69.



Hugh Morton

Seniors Jimmy Black and Chris Brust celebrate the 1982 NCAA championship.



Rick Fox and the 1991 Tar Heels reached one of Dean Smith's 11 Final Fours.



Allsport

Vince Carter helped UNC to back-to-back Final Fours in 1997 and 1998.



**NCAA TOURNAMENT RESULTS**

YEAR	DATE	ROUND	OPPONENT (Seeds)	W/L	SCORE	SITE	ARENA
2008	March 21	East First	Mount St. Mary's (1/16)	W	113-74	Raleigh, N.C.	RBC Center
2008	March 23	East Second	Arkansas (1/9)	W	108-77	Raleigh, N.C.	RBC Center
2008	March 27	East Semifinal	Washington State (1/4)	W	68-47	Charlotte, N.C.	Bobcats Arena
2008	March 29	East Final	Louisville (1/3)	W	83-73	Charlotte, N.C.	Bobcats Arena
2008	April 5	FF- National Semifinal	Kansas (1/1)	L	66-84	San Antonio, Texas	Alamodome
2009	March 19	South First	Radford (1/16)	W	101-58	Greensboro, N.C.	Greensboro Coliseum
2009	March 21	South Second	LSU (1/8)	W	84-70	Greensboro, N.C.	Greensboro Coliseum
2009	March 27	South Semifinal	Gonzaga (1/4)	W	98-77	Memphis, Tenn.	FedExForum
2009	March 29	South Final	Oklahoma (1/2)	W	72-60	Memphis, Tenn.	FedExForum
2009	April 4	FF- National Semifinal	Villanova (1/3)	W	83-69	Detroit, Mich.	Ford Field
2009	April 6	FF-National Championship	Michigan State (1/2)	W	89-72	Detroit, Mich.	Ford Field
2011	March 18	East First	Long Island University (2/15)	W	102-87	Charlotte, N.C.	Time Warner Cable Arena
2011	March 20	East Second	Washington (2/7)	W	86-83	Charlotte, N.C.	Time Warner Cable Arena
2011	March 25	East Semifinal	Marquette (2/11)	W	81-63	Newark, N.J.	Prudential Center
2011	March 27	East Final	Kentucky (2/4)	L	69-76	Newark, N.J.	Prudential Center
2012	March 16	Midwest First	Vermont (1/16)	W	77-58	Greensboro, N.C.	Greensboro Coliseum
2012	March 18	Midwest Second	Creighton (1/8)	W	87-73	Greensboro, N.C.	Greensboro Coliseum
2012	March 23	Midwest Semifinal	Ohio (1/13)	W (ot)	73-65	St. Louis, Mo.	Edward Jones Dome
2012	March 25	Midwest Final	Kansas (1/2)	L	67-80	St. Louis, Mo.	Edward Jones Dome
2013	March 22	South First	Villanova (8/9)	W	78-71	Kansas City, Mo.	Sprint Center
2013	March 24	South Second	Kansas (8/1)	L	58-70	Kansas City, Mo.	Sprint Center
2014	March 21	East First	Providence (6/11)	W	79-77	San Antonio, Texas	AT&T Center
2014	March 23	East Second	Iowa State (6/3)	L	83-85	San Antonio, Texas	AT&T Center
2015	March 19	West First	Harvard (4/13)	W	67-65	Jacksonville, Fla.	Veterans Memorial Arena
2015	March 21	West Second	Arkansas (4/5)	W	87-78	Jacksonville, Fla.	Veterans Memorial Arena
2015	March 26	West Semifinal	Wisconsin (4/1)	L	72-79	Los Angeles, Calif.	STAPLES Center
2016	March 17	East First	Florida Gulf Coast (1/16)	W	83-67	Raleigh, N.C.	PNC Arena
2016	March 19	East Second	Providence (1/9)	W	85-66	Raleigh, N.C.	PNC Arena
2016	March 25	East Semifinal	Indiana (1/5)	W	101-86	Philadelphia, Pa.	Wells Fargo Center
2016	March 27	East Final	Notre Dame (1/6)	W	88-74	Philadelphia, Pa.	Wells Fargo Center
2016	April 2	FF - National Semifinal	Syracuse (1/10)	W	83-66	Houston, Texas	NRG Stadium
2016	April 4	FF - National Championship	Villanova (1/2)	L	74-77	Houston, Texas	NRG Stadium
2017	March 17	South First	Texas Southern (1/16)	W	103-64	Greenville, S.C.	Bon Secours Wellness Arena
2017	March 19	South Second	Arkansas (1/8)	W	72-65	Greenville, S.C.	Bon Secours Wellness Arena
2017	March 24	South Semifinal	Butler (1/4)	W	92-80	Memphis, Tenn.	FedExForum
2017	March 26	South Final	Kentucky (1/2)	W	75-73	Memphis, Tenn.	FedExForum
2017	April 1	FF - National Semifinal	Oregon (1/3)	W	77-76	Phoenix, Ariz.	University of Phoenix Stadium
2017	April 3	FF - National Championship	Gonzaga (1/2)	W	71-65	Phoenix, Ariz.	University of Phoenix Stadium
2018	March 16	West First	Lipscomb (2/15)	W	84-66	Charlotte, N.C.	Spectrum Center
2018	March 18	West Second	Texas A&M (2/7)	L	65-86	Charlotte, N.C.	Spectrum Center
2019	March 22	Midwest First	Iona (1/16)	W	88-73	Columbus, Ohio	Nationwide Arena
2019	March 24	Midwest Second	Washington (1/9)	W	81-59	Columbus, Ohio	Nationwide Arena
2019	March 29	Midwest Semifinal	Auburn (1/5)	L	80-97	Kansas City, Mo.	Sprint Center
2021	March 19	South First	Wisconsin (8/9)	L	62-85	West Lafayette, Ind.	Mackey Arena
<b>Head Coach: Hubert Davis (NCAA Tournament Record at UNC- 5-1)</b>							
2022	March 17	East First	Marquette (8/9)	W	95-63	Fort Worth, Texas	Dickies Arena
2022	March 19	East Second	Baylor (8/1)	W (ot)	93-86	Fort Worth, Texas	Dickies Arena
2022	March 25	East Semifinal	UCLA (8/4)	W	73-66	Philadelphia, Pa.	Wells Fargo Center
2022	March 27	East Final	Saint Peter's (8/15)	W	69-49	Philadelphia, Pa.	Wells Fargo Center
2022	April 2	FF - National Semifinal	Duke (8/2)	W	81-77	New Orleans, La.	Caesars Superdome
2022	April 4	FF - National Championship	Kansas (8/1)	L	69-72	New Orleans, La.	Caesars Superdome



Ed Cota (left) and Joseph Forte led No. 8 seed Carolina on a run to the 2000 Final Four.



The 2009 Tar Heels visited with President Barack Obama at The White House.



Roy Williams & Brice Johnson reached the 2016 NCAA title game.



Brady Manek helped lead the Tar Heels to the 2022 Final Four.



## NCAA TOURNAMENT TEAM RECORDS

### Most Points

123 vs. Loyola Marymount, 1988 West 2nd  
113 vs. Mount St. Mary's, 2008 East 1st  
113 vs. Pennsylvania, 1987 East 1st

### Fewest Points

20 vs. Pittsburgh, 1941 East Semifinal  
40 vs. Oklahoma A&M, 1946 NCAA Final

### Most Points in a Half

65 vs. Loyola Marymount (1st), 1988 West 2nd  
62 vs. Rhode Island (2nd), 1993 East 2nd

### Fewest Points in a Half

8 vs. Pittsburgh (2nd half), 1941 East Semifinal  
12 vs. Pittsburgh (1st half), 1941 East Semifinal

### Largest Winning Margin

45 vs. Rhode Island (112-67), 1993 East 2nd  
43 vs. Radford (101-58), 2009 South 1st

### Largest Margin in a Loss

27 vs. Purdue (65-92), 1969 NCAA Semifinal  
23 vs. UCLA (55-78), 1968 NCAA Final  
23 vs. Arkansas (73-96), 1990 Midwest Semifinal  
23 vs. Wisconsin (62-85), 2021 Midwest 1st

### Most Points, Both Teams Combined

220 – UNC 123, Loyola Marymount 97, 1988 West 2nd  
206 – UNC 109, Michigan 97, 1987 East 2nd

### Fewest Points, Both Teams Combined

46 – Pittsburgh 26, UNC 20, 1941 East Semifinal  
83 – Oklahoma A&M 43, UNC 40, 1946 NCAA Final

### Most Field Goals

49 vs. Loyola Marymount, 1988 West 2nd  
44 vs. Arkansas, 2008 East 2nd  
44 vs. Boston College, 1975 East 3rd Place

### Fewest Field Goals

13 vs. Oklahoma A&M, 1946 NCAA Final  
17 vs. Syracuse, 1957 East Final

### Most Field Goals Attempted

91 vs. Ohio State, 1946 East Final  
88 vs. Michigan State, 1957 NCAA Semifinal

### Fewest Field Goals Attempted

38 on three occasions, most recently vs. James Madison, 1983 East 2nd

### Highest Field Goal Percentage

.790 vs. Loyola Marymount (49-62), 1988 West  
.677 vs. Arkansas (44-65), 2008 East 2nd

### Lowest Field Goal Percentage

.253 vs. Ohio State (23-91), 1946 East Final  
.282 vs. Houston (24-85), 1967 NCAA 3rd Place

### Highest Field Goal Percentage in a Half (70 percent or higher)

.800 vs. Loyola Marymount, 1st half (24-30), 1988 West 2nd  
.781 vs. Loyola Marymount, 2nd half (25-32), 1988 West 2nd

### Lowest Field Goal Percentage in a Half

.226 vs. Kansas, 2nd half (7 of 31), 2012 Midwest Final  
.244 vs. Houston, 1st half (10 of 41), 1967 NCAA 3rd Place

### Most Three-Point Field Goals Made

13 vs. Marquette, 2022 East 1st  
12 vs. Oakland, 2005 Syracuse 1st

### Fewest Three-Point Field Goals Made

0 vs. Alabama, 1992 Southeast 2nd  
1 on three occasions, most recently vs. Liberty, 1994 East 1st

### Most Three-Point Field Goal Attempts

35 vs. Marquette, 2022 East 1st  
31 vs. Texas A&M, 2018 West 2nd

### Fewest Three-Point Field Goal Attempts

6 vs. Liberty, 1994 East 1st  
6 vs. Alabama, 1992 Southeast 2nd  
6 vs. SW Missouri State, 1990 Midwest 1st

### Highest Three-Point FG Percentage (min. 7 attempts)

.714 vs. Harvard (5-7), 2015 West 1st  
.714 vs. Kansas (5-7), 1993 NCAA Semifinal  
.700 vs. Oklahoma (7-10), 1990 Midwest 2nd

### Lowest Three-Point FG Percentage (min. 10 attempts)

.118 vs. Kansas (2-17), 2012 Midwest Final  
.130 vs. Utah (3-23), 1998 NCAA Semifinal

### Most Free Throws Made

33 on four occasions, most recently vs. Pennsylvania, 1987 East 1st  
32 vs. Princeton, 1967 East Semifinal

### Fewest Free Throws Made

2 vs. Utah, 1998 NCAA Semifinal  
4 on three occasions, most recently vs. George Mason, 2006 East 2nd

### Most Free Throws Attempted

45 vs. Pennsylvania, 1987 East 1st  
45 vs. Syracuse, 1957 East Final  
44 vs. Louisville, 1972 NCAA 3rd Place

### Fewest Free Throws Attempted

4 vs. George Mason, 2006 East 2nd  
6 vs. San Francisco, 1978 West 2nd

### Highest Free Throw Percentage (min. 10 attempts)

.938 vs. Oklahoma (15-16), 2009 South Final  
.917 vs. Kentucky (33-36), 1977 East Final

### Lowest Free Throw Percentage (min. 10 attempts)

.483 vs. Ohio State (14-29), 1946 East Final  
.522 vs. James Madison (12-23), 1982 East 2nd

### Lowest Free Throw Percentage (min. 30 attempts)

.595 vs. Villanova (22-37), 2009 NCAA Semifinal  
.595 vs. Iowa State (22-37), 1995 Southeast 2nd

### Most Rebounds

64 vs. Princeton, 1967 East Semifinal  
63 vs. Ohio, 2012 Midwest Semifinal

### Fewest Rebounds

20 vs. James Madison, 1982 East 2nd  
21 vs. Notre Dame, 1987 East Semifinal

### Largest Rebound Margin

33 vs. Ohio (63-30), 2012 Midwest Semifinal  
27 vs. Texas Southern (54-27), 2017 South 1st

### Most Personal Fouls

36 vs. Texas A&M, 1980 Midwest 2nd  
27 on three occasions, most recently vs. Kansas, 1991 NCAA Semifinal

### Fewest Personal Fouls

8 vs. Creighton, 2012 Midwest 2nd  
9 vs. Washington, 2011 East 2nd

### Most Assists

36 vs. Boston College, 1975 East 3rd Place  
36 vs. Loyola Marymount, 1988 West 2nd  
30 vs. Penn, 1987 East 1st

### Fewest Assists

4 vs. Texas A&M, 1980 Midwest 2nd  
7 three times, most recently vs. Duke, 2022 NCAA Semifinal

### Most Turnovers

36 vs. Drake, 1969 NCAA 3rd Place  
30 vs. Louisville, 1972 NCAA 3rd Place



Steve Claris

**John Kuester and the Tar Heels hit 33 of 36 free throws against Kentucky in the 1977 East Regional final.**

### Fewest Turnovers

2 vs. Fairfield, 1997 East 2nd  
4 vs. Gonzaga, 2017 NCAA Final  
4 vs. Wisconsin, 2015 West Semifinal

### Most Blocked Shots

11 vs. Georgetown, 1995 Southeast Semifinal  
10 on five occasions, most recently vs. Florida Gulf Coast, 2016 East 1st

### Fewest Blocked Shots

0 on seven occasions, most recently vs. Iona, 2019 Midwest 1st

### Most Steals

16 vs. Alabama, 1976 Mideast 1st  
15 vs. Kansas, 2013 South 2nd  
15 vs. New Mexico State, 1975 East 1st

### Fewest Steals

1 vs. Michigan State, 1998 East Semifinal  
1 vs. Loyola Marymount, 1988 West 2nd

### Most Overtimes Played

3 vs. Kansas, 1957 NCAA Final (UNC won, 54-53)  
3 vs. Michigan State, 1957 NCAA Semifinal (UNC won, 74-70)  
2 vs. Texas A&M, 1980 Midwest 2nd (Texas A&M won, 61-78)

### Largest Halftime Lead

29 vs. Rhode Island, 1993 East 2nd (UNC led 50-21, won 112-67)  
28 vs. Marquette, 2022 East 1st (UNC led 53-25, won 95-63)

### Largest Halftime Deficit

19 vs. Houston, 1967 NCAA 3rd Place (Houston led 23-42, won 62-84)  
17 vs. Kansas, 2008 NCAA Semifinal (KU led 27-44, won 66-84)

### Largest Halftime Lead in a Carolina Loss

15 vs. Kansas, 2022 NCAA Final (UNC led 40-25, Kansas won 69-72)  
9 vs. Kansas, 2013 South 2nd (UNC led 30-21, Kansas won 58-70)

### Largest Halftime Deficit in a Carolina Win

10 vs. Notre Dame, 1977 East Semifinal (ND led 30-40, UNC won 79-77)  
9 vs. Southern California, 2007 East Semifinal (USC led 33-42, UNC won 74-64)



## NCAA TOURNAMENT INDIVIDUAL RECORDS

### Points (30 or more points)

39 – Al Wood vs. Virginia, 1981 NCAA Semifinal
39 – Lennie Rosenbluth vs. Canisius, 1957 East Semifinal
36 – Mitch Kupchak vs. Boston College, 1975 East 3rd Place
35 – Charlie Scott vs. Drake, 1969 NCAA 3rd Place
33 – Tyler Hansbrough vs. Michigan State, 2007 East 2nd
32 – Tyler Zeller vs. Long Island, 2011 East 1st
32 – Shammond Williams vs. UNC Charlotte, 1998 East 2nd
32 – Charlie Scott vs. Davidson, 1969 East Final
31 – J.R. Reid vs. Notre Dame, 1987 East Semifinal
31 – Mike O’Koren vs. UNLV, 1977 NCAA Semifinal
31 – Bobby Lewis vs. Boston College, 1967 East Final
31 – George Glamack vs. Dartmouth, 1941 East Consolation
30 – Caleb Love vs. UCLA, 2022 East Semifinal
30 – RJ Davis vs. Baylor, 2022 East 2nd (OT)
30 – Robert McAdoo vs. Louisville, 1972 NCAA 3rd Place

### Field Goals Made

16 – Charlie Scott vs. Drake, 1969 NCAA 3rd Place (16 of 26)
15 – J.R. Reid vs. Notre Dame, 1987 East Semifinal (15 of 18)
15 – Lennie Rosenbluth vs. Canisius, 1957 East 1st (15 of 30)
14 on four occasions, most recently by Al Wood vs. Virginia, 1981 NCAA Semifinal (14 of 19)

### Field Goal Attempts

43 – Lennie Rosenbluth vs. Michigan State, 1957 NCAA Semifinal
30 – Lennie Rosenbluth vs. Canisius, 1957 East 1st
26 – Charlie Scott vs. Drake, 1969 NCAA 3rd Place
24 – Caleb Love vs. Kansas, 2022 NCAA Final
31 – Caleb Love vs. UCLA, 2022 East Semifinal

### Three-Point Field Goals Made

6 – Marcus Paige vs. Indiana, 2016 East Semifinal (6 of 9)
6 – Shammond Williams vs. UNC Charlotte, 1998 East 2nd (6 of 9)
6 – Caleb Love vs. UCLA, 2022 East Semifinal (6 of 13)
6 – Caleb Love vs. Marquette, 2022 East 1st (6 of 13)x
5 on 16 occasions, most recently by RJ Davis vs. Baylor, 2022 East 2nd (OT), (5 of 10)

### Three-Point Field Goal Attempts

13 – Caleb Love vs. UCLA, 2022 East Semifinal
13 – Caelb Love vs. Marquette, 2022 East 1st
13 – Joel Berry II vs. Gonzaga, 2017 NCAA Final
12 on three occasions, most recently by Rashad McCants vs. Texas, 2004 South 2nd

### Highest Three-Point Percentage

(min. 5 made)
1.000 – Hubert Davis vs. Eastern Michigan, 1991 East Semifinal (5 of 5)
.714 – on four occasions, most recently by Wayne Ellington vs. Villanova, 2009 NCAA Semifinal (5 of 7)

### Free Throws Made

15 – Ty Lawson vs. Michigan State, 2009 NCAA Final (15 of 18)
14 – Tyler Zeller vs. Long Island, 2011 East 1st (14 of 19)
14 – Tyler Hansbrough vs. Georgetown, 2007 East Final (14 of 16)
14 – Tommy Kearns vs. Syracuse, 1957 East Final (14 of 19)
13 – John Kuester vs. Kentucky, 1977 East Final (13 of 14)
13 – Tyler Hansbrough vs. Michigan State, 2007 East 2nd (13 of 17)

### Free Throw Attempts

19 – Tyler Zeller vs. Long Island, 2011 East 1st
19 – Tommy Kearns vs. Syracuse, 1957 East Final
18 – Ty Lawson vs. Michigan State, 2009 NCAA Final

17 – Ty Lawson vs. Villanova, 2009 NCAA Semifinal
17 – Tyler Hansbrough vs. Michigan State, 2007 East 2nd

### Highest Free Throw Percentage

(min. 10 made)
1.000 – Tyler Hansbrough vs. Radford, 2009 1st (12 of 12)
1.000 – Hubert Davis vs. Miami (Ohio), 1992 Southeast 1st (11 of 11)
1.000 – Phil Ford vs. Syracuse, 1975 East Semifinal (10 of 10)

### Rebounds

22 – Armando Bacot vs. Saint Peter’s, 2022 East Final
22 – Tyler Zeller vs. Ohio, 2012 Midwest Semifinal
21 – Armando Bacot vs. Duke, 2022 NCAA Semifinal
19 – Robert McAdoo vs. Louisville, 1972 NCAA 3rd Place
19 – Lennie Rosenbluth vs. Yale, 1957 East 1st

### Assists

14 – Kendall Marshall vs. Washington, 2011 East 2nd
12 – RJ Davis vs. Marquette, 2022 East 1st
12 – Kenny Smith vs. Notre Dame, 1987 East Semifinal
11 – on five occasions, most recently by Theo Pinson vs. Texas A&M, 2018 West 2nd

### Turnovers

11 – Eddie Fogler vs. Drake, 1969 NCAA 3rd Place
9 – Phil Ford vs. UNLV, 1977 NCAA Semifinal
9 – Lee Dedmon vs. Drake, 1969 NCAA 3rd place

### Blocked Shots

8 – Brice Johnson vs. Florida Gulf Coast, 2016 East 1st
6 – John Henson vs. Long Island, 2011 East 1st
6 – Rasheed Wallace vs. Georgetown, 1995 Southeast Semifinal
6 – Warren Martin vs. Middle Tennessee State, 1985 Southeast 1st
5 – John Henson vs. Marquette, 2011 East Semifinal
5 – Brandon Wright vs. Eastern Kentucky, 2007 East 1st

### Steals

8 – Ty Lawson vs. Michigan State, 2009 NCAA Final
6 – George Lynch vs. Cincinnati, 1993 East Final
5 – Justin Jackson vs. Arkansas, 2017 South 2nd
5 – Marcus Paige vs. Arkansas, 2015 West 2nd
5 – Marcus Paige vs. Kansas, 2013 South 2nd
5 – Dave Hanners vs. Alabama, 1976 Mideast 1st

### Double-Doubles, Points/Rebounds (Career)

8 – Antawn Jamison
6 – Armando Bacot, Rusty Clark, Tyler Hansbrough, Sam Perkins
5 – Brad Daugherty, John Henson, George Lynch
4 – Pete Brennan, Larry Miller, Rasheed Wallace, Sean May

### Double-Doubles, Points/Rebounds

(One Tournament)
6 – Armando Bacot (2022 vs. Marquette, Baylor, UCLA, Saint Peter’s, Duke and Kansas)
5 – Antawn Jamison (1998 vs. Navy, UNC Charlotte, Michigan State, Connecticut and Utah)
4 – Pete Brennan (1957 vs. Yale, Canisius, Michigan State and Kansas)
4 – George Lynch (1993 vs. Arkansas, Cincinnati, Kansas and Michigan)
4 – Sean May (2005 vs. Iowa State, Villanova, Wisconsin and Illinois)

### Double-Doubles, Points and Assists (Career)

3 – Kendall Marshall (one in 2011, in consecutive games in 2012)
2 – Steve Bucknall (in consecutive games vs. Southern and UCLA, 1989)
1 – Phil Ford
1 – Jimmy Black
1 – Kenny Smith
1 – Jeff McInnis
1 – Ed Cota



Tyler Hansbrough scored 33 points vs. Michigan State with a broken nose in 2007.

J.D. Lyon Jr.



Tyler Zeller scored 32 points and sank 14 free throws versus Long Island in the 2011 second round.

Bob Donnan



Armando Bacot had double-doubles in all six NCAA Tournament games in 2022, an all-time tournament record.

Maggie Hobson



**ACC TOURNAMENT HISTORY**

- Carolina has won 18 Atlantic Coast Conference Tournament championships and played in the championship game a record 35 times.

- The Tar Heels have a 106-51 record in the ACC Tournament, second-best in history.

- Dean Smith was the first coach to win 13 ACC Tournaments. Smith's teams were 58-23 and played in the championship game 21 times.

- Roy Williams was 29-15 with three titles and eight appearances in the championship game in 18 seasons.

- The Tar Heels have earned the No. 1 seed a record 26 times. Duke is second with 18 No. 1 seeds.

- Carolina is one of only two schools that have won three consecutive ACC regular-season titles and ACC Tournament championships. UNC did so in 1967-68-69.

- Roy Williams is one of eight coaches to win back-to-back ACC Tournament titles and one of seven to win at least three Tournaments.

- A Tar Heel has won the Most Valuable Player award 19 times – Lennie Rosenbluth (1957), Larry Miller (1967, 1968), Charles Scott (1969), Lee Dedmon (1971), Robert McAdoo (1972), Phil Ford (1975), John Kuester (1977), Dudley Bradley (1979), Sam Perkins (1981), James Worthy (1982), J.R. Reid (1989), Rick Fox (1991), Jerry Stackhouse (1994), Shammond Williams (1997), Antawn Jamison (1998), Brandon Wright (2007), Tyler Hansbrough (2008) and Joel Berry II (2016).

**1957**

Frank McGuire's eventual national champions ran the table in the regular season, winning all 14 games. That year marked the first time UNC reached the conference tournament final since the 1947 Southern Conference Tournament. The Tar Heels held off Wake Forest, 61-59, in the semifinal and defeated South Carolina by 20 to earn their first ACC championship. In the semifinal, Wake Forest took a one-point lead with less than a minute to play, but National Player of the Year Lennie Rosenbluth hit a hook shot from the circle and a free throw for a three-point play and the win.

Rosenbluth made 8 of 11 shots from the floor in the championship, scored 38 points and was MVP.

**1967**

The Tournament moved to the Greensboro Coliseum for the first time and was the site of Dean Smith's first title. Fittingly, Carolina won the title by sweeping its in-state rivals, beating NC State by three points, Wake Forest by 10 and Duke by nine in the title match. Larry Miller was named MVP after scoring 25.7 points and grabbing 8.3 rebounds per game. Bob Lewis (18.0 points, 5.0 rebounds) joined Miller on the first-team all-tournament squad.

**CAROLINA'S ACC TOURNAMENT LEDGER**

**Record in:**

First Round:	1-1
Second Round:	4-1
Quarterfinals:	48-14
Semifinals:	35-18
Championship:	18-17

**Record as a:**

#1 seed: (26 times)	51-15
#2 seed: (14)	25-9
#3 seed: (10)	14-9
#4 seed: (7)	4-6
#5 seed: (5)	4-5
#6 seed: (2)	5-2
#7 seed: (3)	2-3
#10 seed: (1)	0-1
#14 seed: (1)	1-1

**Record vs:**

#1 seeds:	3-9
#2 seeds:	12-8
#3 seeds:	12-7
#4 seeds:	16-8
#5 seeds:	10-8
#6 seeds:	10-6
#7 seeds:	13-5
#8 seeds:	18-0
#9 seeds:	6-0
#10 seeds:	2-0
#11 seeds:	3-0
#12 seeds:	1-0

**Record at:**

Atlanta:	11-5
Brooklyn:	5-3
Charlotte:	22-8
Greensboro:	43-21
Landover:	6-2
Raleigh:	12-11
Tampa:	3-0
Washington, D.C.:	4-1
<b>Overall Record:</b>	<b>106-51</b>



Carolina won a classic 1982 ACC title game over Ralph Sampson and Virginia in Greensboro.

**1968**

The Tournament moved again in 1968 for the first year of a three-year stay in Charlotte. UNC's semifinal game against South Carolina was a fierce battle. The Gamecocks sent the game into overtime with an 18-4 run to tie the score at 74. The Tar Heels came from behind in overtime and won on baskets by Dick Grubar and Gerald Tuttle.

In the championship, Carolina led NC State by only five at the half, but the final tally was a lopsided 87-50 victory. Miller (25.3 points, 8.7 rebounds) became the second player ever (Len Chappell of Wake Forest) to repeat as MVP. The 37-point margin of victory is the largest in championship game history.

**1969**

Carolina entered as the No. 1 seed for the third year in a row. Carolina's Charles Scott battled Wake's Charlie Davis in the semifinals. Davis won the first half, as the Deacons led 37-29 at in-

termission. Scott took over in the second stanza, enabling UNC to win, 80-72. Scott and Grubar led the Tar Heels with 23 points apiece.

Carolina and Duke squared off in the championship game. The Blue Devils led by nine at halftime and the Tar Heels lost Grubar to a first-half knee injury. The second half featured one of the most memorable performances in ACC history as Scott scored 25 of his game-high 40 points on 12 of 13 shooting. Carolina won its third straight ACC title, 85-74, and Scott earned MVP honors.

**1972**

South Carolina's departure from the ACC left only seven teams, and Carolina received a bye into the semifinal against Duke. Four Tar Heels scored in double figures, led by Bobby Jones, who carded a double-double (14 points, 11 rebounds) as the Tar Heels won, 63-48.

Carolina was in the championship game for the fifth time in six years. Maryland was in the finals for the first time since 1958. Robert McAdoo (15 points, 7.5 rebounds per game) became the fifth Tar Heel in six years to earn the MVP award as Carolina held on for a 73-64 win. Dennis Wuycik (17.5 points, 5 rebounds) and George Karl (13 points, 2.5 rebounds) joined McAdoo on the all-tournament first team.

**CAROLINA'S 18 ACC TOURNAMENT CHAMPIONSHIPS**

Year	Tournament Site	Championship Game Result
1957	Raleigh, N.C.	North Carolina 95, South Carolina 75
1967	Greensboro, N.C.	North Carolina 82, Duke 73
1968	Charlotte, N.C.	North Carolina 87, N.C. State 50
1969	Charlotte, N.C.	North Carolina 85, Duke 74
1972	Greensboro, N.C.	North Carolina 73, Maryland 64
1975	Greensboro, N.C.	North Carolina 70, N.C. State 66
1977	Greensboro, N.C.	North Carolina 75, Virginia 69
1979	Greensboro, N.C.	North Carolina 71, Duke 63
1981	Landover, Md.	North Carolina 61, Maryland 60
1982	Greensboro, N.C.	North Carolina 47, Virginia 45
1989	Atlanta, Ga.	North Carolina 77, Duke 74
1991	Charlotte, N.C.	North Carolina 96, Duke 74
1994	Charlotte, N.C.	North Carolina 73, Virginia 66
1997	Greensboro, N.C.	North Carolina 64, N.C. State 54
1998	Greensboro, N.C.	North Carolina 83, Duke 68
2007	Tampa, Fla.	North Carolina 89, NC State 80
2008	Charlotte, N.C.	North Carolina 86, Clemson 81
2016	Washington, D.C.	North Carolina 61, Virginia 57





Hugh Morton

**Naimsmith Hall of Famer Robert McAdoo was the 1972 ACC Tournament MVP.**

**1975**

The Tar Heels trailed Wake Forest in the quarter-final by eight points with 50 seconds left. Freshman point guard Phil Ford (44 seconds to play), Mitch Kupchak (36 seconds), Walter Davis (30 seconds) and Brad Hoffman (two seconds) hit jump shots and the Deacs missed a pair of free throws to force overtime. In the extra session with the game tied at 96 Carolina took possession with 58 seconds to play. UNC went Four Corners and drew a technical against Wake Forest with 29 seconds to play for not forcing UNC to take action. Ford hit the free throw and another free throw six seconds later as Carolina triumphed, 101-100. Davis (31 points, 12 rebounds), Kupchak (16 points, 14 rebounds) and Ford (25 points) led the Tar Heels.

Clemson came back from 11 down at the half to force overtime in the semifinals. A tip-in by Kupchak gave Carolina an overtime lead it would not relinquish. Ford led UNC with 29, making 15 of 18 from the free throw line.

Ford was outstanding in the championship game against defending NCAA champion NC State. Carolina took the lead, 56-55, on a jumper by Davis with nine minutes left and then went into its delay offense. Ford hit two baskets in the next two and one-half minutes, and NC State did not score during a 5:18 stretch, leading to a 70-66 Tar Heel victory. Ford (26 points per game) was the MVP and was joined on the first-team by Kupchak (13.7 points, 13.7 rebounds). Davis netted 19 points and grabbed 7.7 rebounds over the three games.

**1977**

No. 1 seed Carolina met No. 7 Virginia in the finals in a rematch of the 1976 final won by the Cavaliers. Ford scored 19 points in the first half, but the Cavaliers led by one at the break. Virginia led 64-56 with 7:08 remaining, but over the next 5:03 the Tar Heels outscored the Wahoos, 15-1. Freshman Mike O’Koren and John Kuester led the final charge after Ford fouled out with 5:45 to play and Virginia still holding a 64-61 advantage. A layup by Bruce Buckley with 3:37 to play broke a 67-all tie and gave UNC the lead

for good. Kuester’s take-charge attitude and perfect free throw shooting earned him MVP honors after the Tar Heel title.

**1979**

Duke defeated UNC in the final game of the regular season to share the regular-season title, but the Tar Heels won the draw for the tournament’s top seed and first-round bye. Carolina defeated Maryland, 102-79, in the semifinals, as five Tar Heels scored in double figures. Al Wood led with 19 points on 8 of 10 shooting.

Carolina beat Duke in the finals, 71-63. Dudley Bradley scored 16 points with seven steals and four assists and earned MVP honors. O’Koren had 18 points and eight rebounds and was 10 for 11 from the free throw line. The Tar Heels turned the ball over just seven times and forced 14 Duke miscues. O’Koren and Dave Colescott also were first-team selections.

**1981**

UNC beat Wake Forest, 58-57, in the semifinal as Mike Pepper nailed a 16-foot jumper with eight seconds to play. Sam Perkins scored 18 points and pulled down 15 rebounds and James Worthy added 12 points and 11 rebounds. The Deacons led 53-46 but Pepper and Perkins each hit two baskets. The second basket by Perkins gave UNC a 56-55 lead with 4:12 to play. Alvis Rogers hit an 11-foot jumper to give Wake the lead back with 1:30 to play, but Pepper hit the game-winner with eight seconds to go.

Carolina and Maryland met in the final in the Capital Centre in Landover, Md. The game was tied seven times in the second half, but the Tar Heels went ahead for good with 2:53 to play on a Jimmy Black steal and lay-up. Wood scored twice in the final two minutes to secure a 61-60 triumph.

Perkins (17.7 points, 8.3 rebounds) became just the second freshman ever, and first since Ford, to be named MVP. Worthy (13 points, 7.7 rebounds) joined Perkins as a first-team all-tournament selection.



**Freshman and ACC Tournament MVP Phil Ford cuts the nets in Greensboro in 1975.**

<b>ACC TOURNAMENT SERIES RECORDS</b>	
Boston College	3-1
Clemson	15-1
Duke	9-14
Florida State	5-3
Georgia Tech	4-5
Louisville	2-0
Maryland	14-3
Miami	3-1
NC State	12-4
Notre Dame	2-1
Pittsburgh	1-1
South Carolina	4-2
Syracuse	1-1
Virginia	14-5
Virginia Tech	4-1
Wake Forest	13-8
<b>Total</b>	<b>106-51</b>

**1982**

No. 1-ranked Carolina led No. 2 Virginia, 34-31, at halftime behind Worthy’s 16 points. Michael Jordan scored four of the Tar Heels’ first five field goals in the second half. His fourth straight field goal, with 8:44 to play, was Carolina’s last of the game. Leading 44-43 with 7:34 remaining, Carolina spread the floor and held the ball. Virginia fouled six times over the next 7:06, finally putting Matt Doherty on the foul line for 1-and-1 with 28 seconds left. Doherty hit the first for a two-point edge. Virginia turned the ball over with three seconds to play. Doherty

hit two free throws and Virginia’s Ralph Sampson had an uncontested dunk with one second left as UNC prevailed, 47-45. The field goal by Sampson was the first by the Cavaliers since the 7:34 mark.

Worthy (13.3 points, 8 rebounds), Perkins (9.7 points, 7.3 rebounds) and Jordan (11.7 points, 3 rebounds) were named to the first-team all-tournament team, and Worthy was named MVP.

**1989**

Carolina breezed to the championship game, recording a 15-point win over Georgia Tech and a 30-point rout of eighth-seeded Maryland, which had knocked off No. 1 seed NC State.

The 1989 ACC championship game was one of the most memorable and intense meetings ever between Carolina and Duke. Both teams had won regular-season games on the other’s home floor.

Stifling defense by both teams led to 44 turnovers, 26 of which the Tar Heels committed. J.R. Reid had 14 points and nine rebounds and Steve Bucknall had 10 points and five assists to lead UNC. The game was tied five times in the second half and Duke led just once, with 5:28 to play. Bucknall hit a driving basket and free throw with 1:46 remaining to break a 66-all tie. Bucknall and King Rice both went 4 for 4 from the line to clinch the win. Reid (16.0 points, 8.0 rebounds per game) won MVP honors.

**1991**

After hard-fought victories over Clemson and Virginia, the Tar Heels met a Duke team in the championship game that had swept the regular-season series from UNC. Carolina raced out to a 15-4 lead and thrashed Duke, 96-74. Rick Fox made 10 of 16 field goal attempts for 25 points and Hubert Davis netted 17. Rice had 12 points and seven assists and did not commit a turnover. Fox averaged 17.3 points and 9 rebounds over the three games and was named MVP. Davis averaged 13.7 points and hit nearly 64 percent from three-point range in the Tournament.

The win was the largest in the finals since Carolina beat NC State, 87-50, in 1968.

**1994**

Carolina faced Wake Forest in the semifinal in what proved to be one of the most exciting games in ACC Tournament history. Wake Forest led, 76-70, with 2:15 to play, but Derrick Phelps helped cut the deficit to three



**ACC TOURNAMENT HISTORY**

Date	Site	Seeds (UNC-Opp.)	Opponent	W/L	Score	Round
3/4/1954	RAL	5-4	NC State	L	51-52	Quarterfinals
3/3/1955	RAL	5-4	Wake Forest	L	82-95	Quarterfinals
3/1/1956	RAL	2-7	Virginia	W	81-77	Quarterfinals
3/2/1956	RAL	2-3	Wake Forest	L	56-77	Semifinals
3/7/1957	RAL	1-8	Clemson	W	81-61	Quarterfinals
3/8/1957	RAL	1-4	Wake Forest	W	61-59	Semifinals
<b>3/9/1957</b>	<b>RAL</b>	<b>1-6</b>	<b>South Carolina</b>	<b>W</b>	<b>95-75</b>	<b>Championship</b>
3/6/1958	RAL	3-6	Clemson	W	63-51	Quarterfinals
3/7/1958	RAL	3-2	NC State	W	64-58	Semifinals
3/8/1958	RAL	3-4	Maryland	L	74-86	Championship
3/5/1959	RAL	2-7	Clemson	W	93-69	Quarterfinals
3/6/1959	RAL	2-3	Duke	W	74-71	Semifinals
3/7/1959	RAL	2-1	NC State	L	56-80	Championship
3/3/1960	RAL	1-8	Virginia	W	84-63	Quarterfinals
3/4/1960	RAL	1-4	Duke	L	69-71	Semifinals
3/1/1962	RAL	4-5	South Carolina	L	55-57	Quarterfinals
2/28/1963	RAL	3-6	South Carolina	W	93-76	Quarterfinals
3/1/1963	RAL	3-2	Wake Forest	L	55-56	Semifinals
3/5/1964	RAL	5-4	South Carolina	W	80-63	Quarterfinals
3/6/1964	RAL	5-1	Duke	L	49-65	Semifinals
3/4/1965	RAL	4-5	Wake Forest	L	76-92	Quarterfinals
3/3/1966	RAL	4-5	Maryland	W	77-70	Quarterfinals
3/4/1966	RAL	4-1	Duke	L	20-21	Semifinals
3/9/1967	GBO	1-8	NC State	W	56-53	Quarterfinals
3/10/1967	GBO	1-5	Wake Forest	W	89-79	Semifinals
<b>3/11/1967</b>	<b>GBO</b>	<b>1-2</b>	<b>Duke</b>	<b>W</b>	<b>82-73</b>	<b>Championship</b>
3/7/1968	CHAR	1-8	Wake Forest	W	83-70	Quarterfinals
3/8/1968	CHAR	1-4	South Carolina	W	82-79 (OT)	Semifinals
<b>3/9/1968</b>	<b>CHAR</b>	<b>1-3</b>	<b>NC State</b>	<b>W</b>	<b>87-50</b>	<b>Championship</b>
3/6/1969	CHAR	1-8	Clemson	W	94-70	Quarterfinals
3/7/1969	CHAR	1-5	Wake Forest	W	80-72	Semifinals
<b>3/8/1969</b>	<b>CHAR</b>	<b>1-3</b>	<b>Duke</b>	<b>W</b>	<b>85-74</b>	<b>Championship</b>
3/5/1970	CHAR	2-7	Virginia	L	93-95	Quarterfinals
3/11/1971	GBO	1-8	Clemson	W	76-41	Quarterfinals
3/12/1971	GBO	1-5	Virginia	W	78-68	Semifinals
3/13/1971	GBO	1-2	South Carolina	L	51-52	Championship
3/10/1972	GBO	1-4	Duke	W	63-48	Semifinals
<b>3/11/1972</b>	<b>GBO</b>	<b>1-2</b>	<b>Maryland</b>	<b>W</b>	<b>73-64</b>	<b>Championship</b>
3/8/1973	GBO	2-7	Wake Forest	L	52-54 (OT)	Quarterfinals
3/7/1974	GBO	3-6	Wake Forest	W	76-62	Quarterfinals
3/8/1974	GBO	3-2	Maryland	L	85-105	Semifinals
3/6/1975	GBO	2-7	Wake Forest	W	101-100 (OT)	Quarterfinals
3/7/1975	GBO	2-3	Clemson	W	76-71 (OT)	Semifinals
<b>3/8/1975</b>	<b>GBO</b>	<b>2-4</b>	<b>NC State</b>	<b>W</b>	<b>70-66</b>	<b>Championship</b>
3/5/1976	MD	1-4	Clemson	W	82-74	Semifinals
3/6/1976	MD	1-6	Virginia	L	62-67	Championship
3/4/1977	GBO	1-5	NC State	W	70-56	Semifinals
<b>3/5/1977</b>	<b>GBO</b>	<b>1-7</b>	<b>Virginia</b>	<b>W</b>	<b>75-69</b>	<b>Championship</b>
3/2/1978	GBO	1-5	Wake Forest	L	77-82	Semifinals
3/2/1979	GBO	1-4	Maryland	W	102-79	Semifinals
<b>3/3/1979</b>	<b>GBO</b>	<b>1-2</b>	<b>Duke</b>	<b>W</b>	<b>71-63</b>	<b>Championship</b>
2/28/1980	GBO	2-7	Wake Forest	W	75-62	Quarterfinals
2/29/1980	GBO	2-6	Duke	L	61-75	Semifinals
3/5/1981	MD	2-7	NC State	W	69-54	Quarterfinals
3/6/1981	MD	2-3	Wake Forest	W	58-57	Semifinals
<b>3/7/1981</b>	<b>MD</b>	<b>2-4</b>	<b>Maryland</b>	<b>W</b>	<b>61-60</b>	<b>Championship</b>
3/5/1982	GBO	1-8	Georgia Tech	W	55-39	Quarterfinals
3/6/1982	GBO	1-4	NC State	W	58-46	Semifinals
<b>3/7/1982</b>	<b>GBO</b>	<b>1-2</b>	<b>Virginia</b>	<b>W</b>	<b>47-45</b>	<b>Championship</b>
3/11/1983	ATL	1-8	Clemson	W	105-79	Quarterfinals
3/12/1983	ATL	1-4	NC State	L	84-91 (OT)	Semifinals
3/9/1984	GBO	1-8	Clemson	W	78-66	Quarterfinals
3/10/1984	GBO	1-4	Duke	L	75-77	Semifinals
3/8/1985	ATL	2-7	Wake Forest	W	72-61 (OT)	Quarterfinals
3/9/1985	ATL	2-3	NC State	W	57-51	Semifinals
3/10/1985	ATL	2-1	Georgia Tech	L	54-57	Championship
3/7/1986	GBO	3-6	Maryland	L	75-85	Quarterfinals
3/6/1987	MD	1-8	Maryland	W	82-63	Quarterfinals
3/7/1987	MD	1-4	Virginia	W	84-82 (2OT)	Semifinals
3/8/1987	MD	1-6	NC State	L	67-68	Championship
3/11/1988	GBO	1-8	Wake Forest	W	83-62	Quarterfinals
3/12/1988	GBO	1-5	Maryland	W	74-64	Semifinals
3/13/1988	GBO	1-3	Duke	L	61-65	Championship
3/10/1989	ATL	4-5	Georgia Tech	W	77-62	Quarterfinals
3/11/1989	ATL	4-8	Maryland	W	88-58	Semifinals
<b>3/12/1989</b>	<b>ATL</b>	<b>4-2</b>	<b>Duke</b>	<b>W</b>	<b>77-74</b>	<b>Championship</b>
3/9/1990	CHAR	4-5	Virginia	L	85-92 (OT)	Quarterfinals
3/8/1991	CHAR	2-7	Clemson	W	67-59	Quarterfinals
3/9/1991	CHAR	2-6	Virginia	W	76-71	Semifinals
<b>3/10/1991</b>	<b>CHAR</b>	<b>2-1</b>	<b>Duke</b>	<b>W</b>	<b>96-74</b>	<b>Championship</b>
3/13/1992	CHAR	3-6	Wake Forest	W	80-65	Quarterfinals
3/14/1992	CHAR	3-2	Florida State	W	80-76	Semifinals
3/15/1992	CHAR	3-1	Duke	L	74-94	Championship
3/12/1993	CHAR	1-8	Maryland	W	102-66	Quarterfinals
3/13/1993	CHAR	1-5	Virginia	W	74-56	Semifinals
3/14/1993	CHAR	1-6	Georgia Tech	L	75-77	Championship
3/11/1994	CHAR	2-7	Florida State	W	83-69	Quarterfinals
3/12/1994	CHAR	2-3	Wake Forest	W	86-84 (OT)	Semifinals
<b>3/13/1994</b>	<b>CHAR</b>	<b>2-4</b>	<b>Virginia</b>	<b>W</b>	<b>73-66</b>	<b>Championship</b>
3/10/1995	GBO	2-7	Clemson	W	78-62	Quarterfinals
3/11/1995	GBO	2-3	Maryland	W	97-92 (OT)	Semifinals
3/12/1995	GBO	2-1	Wake Forest	L	80-82 (OT)	Championship
3/8/1996	GBO	3-6	Clemson	L	73-75	Quarterfinals
3/7/1997	GBO	3-6	Virginia	W	78-68	Quarterfinals
3/8/1997	GBO	3-2	Wake Forest	W	86-73	Semifinals
<b>3/9/1997</b>	<b>GBO</b>	<b>3-8</b>	<b>NC State</b>	<b>W</b>	<b>64-54</b>	<b>Championship</b>
3/6/1998	GBO	2-8	NC State	W	73-46	Quarterfinals
3/7/1998	GBO	2-3	Maryland	W	83-73 (OT)	Semifinals
<b>3/8/1998</b>	<b>GBO</b>	<b>2-1</b>	<b>Duke</b>	<b>W</b>	<b>83-68</b>	<b>Championship</b>
3/5/1999	CHAR	3-6	Georgia Tech	W	78-49	Quarterfinals
3/6/1999	CHAR	3-2	Maryland	W	86-79	Semifinals
3/7/1999	CHAR	3-1	Duke	L	73-96	Championship
3/10/2000	CHAR	4-5	Wake Forest	L	52-58	Quarterfinals
3/9/2001	ATL	1-9	Clemson	W	99-81	Quarterfinals
3/10/2001	ATL	1-5	Georgia Tech	W	70-63	Semifinals
3/11/2001	ATL	1-2	Duke	L	53-79	Championship
3/8/2002	CHAR	7-2	Duke	L	48-60	Quarterfinals
3/14/2003	GBO	7-2	Maryland	W	84-72	Quarterfinals
3/15/2003	GBO	7-3	Duke	L	63-75	Semifinals
3/12/2004	GBO	5-4	Georgia Tech	L	82-83	Quarterfinals
3/11/2005	DC	1-9	Clemson	W	88-81	Quarterfinals
3/12/2005	DC	1-5	Georgia Tech	L	75-78	Semifinals
3/10/2006	GBO	2-7	Virginia	W	79-67	Quarterfinals
3/11/2006	GBO	2-3	Boston College	L	82-85	Semifinals
3/9/2007	TAM	1-9	Florida State	W	73-58	Quarterfinals
3/10/2007	TAM	1-4	Boston College	W	71-56	Semifinals
<b>3/11/2007</b>	<b>TAM</b>	<b>1-10</b>	<b>NC State</b>	<b>W</b>	<b>89-80</b>	<b>Championship</b>
3/14/2008	CHAR	1-9	Florida State	W	82-70	Quarterfinals
3/15/2008	CHAR	1-4	Virginia Tech	W	68-66	Semifinals
<b>3/16/2008</b>	<b>CHAR</b>	<b>1-3</b>	<b>Clemson</b>	<b>W</b>	<b>86-81</b>	<b>Championship</b>
3/13/2009	ATL	1-8	Virginia Tech	W	79-76	Quarterfinals
3/14/2009	ATL	1-4	Florida State	L	70-73	Semifinals
3/11/2010	GBO	10-7	Georgia Tech	L	58-62	First Round
3/11/2011	GBO	1-9	Miami	W	61-59	Quarterfinals
3/12/2011	GBO	1-4	Clemson	W	92-87 (ot)	Semifinals
3/13/2011	GBO	1-2	Duke	L	58-75	Championship
3/9/2012	ATL	1-8	Maryland	W	85-69	Quarterfinals
3/10/2012	ATL	1-5	NC State	W	69-67	Semifinals
3/11/2012	ATL	1-3	Florida State	L	82-85	Championship
3/15/2013	GBO	3-6	Florida State	W	83-62	Quarterfinals
3/16/2013	GBO	3-7	Maryland	W	79-76	Semifinals
3/17/2013	GBO	3-1	Miami	L	77-87	Championship
3/14/2014	GBO	4-5	Pittsburgh	L	75-80	Quarterfinals
3/11/2015	GBO	5-12	Boston College	W	81-63	Second Round
3/12/2015	GBO	5-4	Louisville	W	70-60	Quarterfinals
3/13/2015	GBO	5-1	Virginia	W	71-67	Semifinals
3/14/2015	GBO	5-3	Notre Dame	L	82-90	Championship
3/10/2016	DC	1-8	Pitt	W	88-71	Quarterfinals
3/11/2016	DC	1-4	Notre Dame	W	78-47	Semifinals
<b>3/12/2016</b>	<b>DC</b>	<b>1-2</b>	<b>Virginia</b>	<b>W</b>	<b>61-57</b>	<b>Championship</b>
3/9/2017	BKLN	1-9	Miami	W	78-53	Quarterfinals
3/10/2017	BKLN	1-5	Duke	L	83-93	Semifinals
3/7/2018	BKLN	6-11	Syracuse	W	78-59	Second Round
3/8/2018	BKLN	6-3	Miami	W	82-65	Quarterfinals
3/9/2018	BKLN	6-2	Duke	W	74-69	Semifinals
3/10/2018	BKLN	6-1	Virginia	L	63-71	Championship
3/14/2019	CHAR	2-7	Louisville	W	83-70	Quarterfinals
3/15/2019	CHAR	2-3	Duke	L	73-74	Semifinals
3/10/2020	GBO	14-11	Virginia Tech	W	78-56	First Round
3/11/2020	GBO	14-6	Syracuse	L	53-81	Second Round
3/10/2021	GBO	6-11	Notre Dame	W	101-59	Second Round
3/11/2021	GBO	6-3	Virginia Tech	W	81-73	Quarterfinals
3/12/2021	GBO	6-2	Florida State	L	66-69	Semifinals
3/10/2022	BKLN	3-6	Virginia	W	63-43	Quarterfinals
3/11/2022	BKLN	3-7	Virginia Tech	L	59-72	Semifinals
3/8/2023	GBO	7-10	Boston College	W	85-61	Second Round
3/9/2023	GBO	7-2	Virginia	L	59-68	Quarterfinals

\*UNC did not compete in the ACC Tournament in 1961  
 \*UNC received quarterfinal byes in 1972, '76, '77, '78, '79

**Key to Sites:** ATL=Omni (1983, 1985, 1989)/Georgia Dome (2001, 2009)/Philips Arena (2012), Atlanta, Ga.; BKLN=Barclays Center, Brooklyn, N.Y.; CHAR=Charlotte Coliseum/Charlotte Bobcats Arena (2008), Charlotte, N.C.; DC=MCI Center, Washington, D.C.; GBO=Greensboro Coliseum, Greensboro, N.C.; MD= Capital Centre, Landover, Md.; RAL=Reynolds Coliseum, Raleigh, N.C.; TAM=St. Pete Times Forum, Tampa, Fla.

with 11 seconds left. Phelps then made the first of two free throws and rebounded his own miss on the second. He fed Dante Calabria who drove the lane and hit a twisting bank shot with three seconds remaining for a tie at 81.

Carolina led 84-81 in overtime, but a three-point-er by Rusty LaRue tied the game with 39 seconds left. Freshman Jerry Stackhouse, the Tournament's

MVP, hit the game-winner on a baseline drive with five seconds to play. Wake Forest guard Randolph Childress, who scored 31 points, barely missed a long three-pointer as the clock expired.

Stackhouse had 14 points and seven rebounds and Eric Montross added 12 points and nine boards to lead UNC past Virginia, 73-66, in the title game.

**1997**

The Tar Heels lost their first three ACC regular-season games, but rallied to go 8-0 in the second half to finish tied for second place. Carolina then swept past Virginia, Wake Forest and NC State to claim its 14th Tournament title. Junior guard Shammond Williams earned MVP honors, averaging 20.0 points and 5.0 assists.





The 1989 team won a legendarily intense ACC Tournament final over Duke in Atlanta.

Antawn Jamison scored 24 points and grabbed 10 rebounds and point guard Ed Cota had 11 points and 10 assists in the 78-68 quarterfinal win over Virginia. Williams made eight of 11 shots, including four of seven three-pointers, in an 86-73 triumph over the Tim Duncan-led Demon Deacons in the semifinals.

In the championship game, Williams again led Carolina with 23 points, nine of which came on a trio of three-point baskets in a 2:02 span midway through the second half. Jamison added 17 points and a game-high 11 rebounds. Carolina shot 59.0 percent from the floor, the third-highest percentage ever by the winning team in an ACC final.

**1998**

Carolina repeated as Tournament champions for the first time since 1981-82 with victories over NC State, Maryland and Duke. Those wins avenged regular-season losses against the same three opponents.

Jamison had 25 points in the opening round win over the Wolfpack. The Tar Heels trailed throughout much of the second half against Maryland, but rallied behind Shammond Williams to force overtime. Williams added 10 points in the extra stanza to lead Carolina to an 83-73 triumph.

Jamison injured a muscle in the overtime win over the Terrapins in the semifinal, and was questionable for Sunday's championship game. However, Jamison was relentless against the Blue Devils, sparking UNC to a 15-point win over the nation's top-ranked team with a 22-point, 18-rebound effort that ranks as one of the finest in championship game history.

Carolina's win over Duke in the championship game was UNC's sixth in title game matchups against the Blue Devils. The game was tied at 57 with less than 11 minutes to play, but the Tar Heels reeled off the next 13 points. Williams and Vince Carter had 19 and 16 points, respectively.

**2007**

Carolina won its 16th ACC Tournament in 2007 in Tampa, Fla., with wins over Florida State, Boston College and NC State.

**CAROLINA'S ACC TOURNAMENT MATRIX BY SEED**

Opp. Seed	#1	#2	#3	#4	#5	#6	#7	#8	#9	#10	#11	#12	Total
UNC's #1	—	5-3	3-2	11-4	8-3	1-3	1-0	15-0	6-0	1-0	—	—	51-15
UNC's #2	2-3	—	7-3	3-0	—	1-1	11-2	1-0	—	—	—	—	25-9
UNC's #3	0-3	4-2	—	0-1	—	8-1	1-2	1-0	—	—	—	—	14-9
UNC's #4	0-1	1-0	—	—	2-5	—	—	1-0	—	—	—	—	4-6
UNC's #6	0-1	1-1	2-0	—	—	—	—	—	—	—	2-0	—	5-2
UNC's #5	1-1	—	—	2-3	—	—	—	—	—	—	—	1-0	4-5
UNC's #7	—	1-2	0-1	—	—	—	—	—	—	1-0	—	—	2-3
UNC's #10	—	—	—	—	—	—	0-1	—	—	—	—	—	0-1
UNC's #14	—	—	—	—	—	0-1	—	—	—	—	1-0	—	1-1
<b>Overall Record</b>													<b>106-51</b>

As the Tournament's top seed, Carolina beat No. 9 seed Florida State in the quarterfinals. Wayne Ellington scored 18 points to lead four double-figure scorers in the win over the Seminoles. Brandon Wright scored 20 points to lead the top-seeded Tar Heels to a 71-56 win over No. 4 seed Boston College in the semifinals.

All five Tar Heel starters scored in double figures as Carolina beat NC State, 89-80, in the final. Reyshawn Terry scored eight consecutive points in a late-game stretch to capture the win.

Wright was named MVP, becoming the fifth freshman and fourth Tar Heel freshman to do so. Wright, Ellington and Ty Lawson made the All-ACC Tournament team, the first time three freshmen from the same team ever earned that honor.

**2008**

Carolina beat Florida State, Virginia Tech and Clemson to win the 2008 ACC title, its second in a row and an ACC-record 17th overall. The Tar Heels have won back-to-back ACC Tournament titles five times — 1967-68, 1968-69, 1981-82, 1997-98 and 2007-08.

Tyler Hansbrough, Wayne Ellington and Marcus Ginyard were named to the ACC All-Tournament First Team.

Virginia Tech led most of the game in the semifinals. Ellington hit a pair of three-pointers late to tie the game before Hansbrough hit a baseline jump shot with 0.8 seconds left for a 68-66 win. Ellington made 10 of 13 shots from the floor and had 24 points in the championship game win over Clemson.


Hansbrough had 26 points and nine rebounds against the Hokies and 18 points and 11 rebounds in the finals to earn MVP honors.

**2016**

Carolina opened the Tournament by surrendering the first eight points in its quarterfinal against No. 8 Pitt. The Panthers led by seven with 4:36 to play in the first half before the Tar Heels went on a 13-2 run to end the half. UNC shot 61.5 percent from the floor in the second and pulled away for an 88-71 win.

The Tar Heels dominated Notre Dame in the semifinals. The 78-47 win was UNC's largest ever in the semifinals and Carolina's biggest in any ACC Tournament game since 1993. The Tar Heels led 23-22, then went on an 18-0 run to end the half. Marcus Paige led with 16 points and seven assists and Isaiah Hicks had a career-high 15 rebounds.

The top-seeded Tar Heels beat No. 2 Virginia, 61-57 to win the title, avenging a loss in their only regular-season meeting two weeks prior in Charlottesville. Tournament MVP Joel Berry II led UNC with 19 points.



Vince Carter and Carolina won their second consecutive ACC title in 1998.



Brice Johnson and MVP Joel Berry II celebrate the 2016 ACC title.

The championship game was tied at 28-28 at the half and at 44-all with 8:25 to play. The Tar Heels went on a 9-2 run over the next 6:40, sparked by a three-pointer by Berry and a steal and dunk by Justin Jackson.

Berry averaged a team-high 17.0 points and was 17 for 24 from the floor, 7 for 10 from three-pointers and 10 from 10 from the free throw line over the three games en route to MVP honors.



**FANTASTIC FINISHES****1957 Season**

The Tar Heels had to pull out numerous close games to preserve their perfect 32-0 record and NCAA title. Win No. 17 was a 65-61 triumph over Maryland in double overtime. Tommy Kearns' free throws provided the winning margin in the 18th consecutive win, 75-73, over Duke. The Tar Heels beat Wake Forest for the fourth time in that one year in the ACC Tournament semifinals. Carolina trailed with less than a minute left, but squeaked out a 61-59 win.

Those close games were nothing compared to the drama that unfolded in the Final Four in Kansas City. The Tar Heels won back-to-back triple overtime games against Michigan State and Kansas to capture UNC's first NCAA championship. Pete Brennan's jumper against Michigan State was a key play that extended the game into the second overtime. Joe Quigg's two free throws with six seconds remaining in the third overtime gave Carolina a 54-53 win over Kansas and Wilt Chamberlain in the final. In 1999, Sports Illustrated selected the 1957 NCAA title game as its second-favorite game of all-time.

**UNC 87, Davidson 85**  
**March 15, 1969**

Charles Scott almost single-handedly carried the Tar Heels to victory in the NCAA East Regional final in College Park, Md. Scott connected on 10 of 14 field goal attempts in the second half. Davidson had the ball with 1:05 remaining and the score tied, 85-85, but Gerald Tuttle drew a charge for the Tar Heels. Scott hit a 20-footer with three seconds left and Carolina advanced to its third consecutive Final Four.

**UNC 73, Duke 71**  
**January 19, 1974**

The Tar Heels defeated the Blue Devils on a last-second shot at Cameron Indoor Stadium. The Tar Heels rallied to tie the score and Duke had the ball at half-court with four seconds left. Bobby Jones stole the inbounds pass and hit an off-balance lay-up with one second left to give Carolina a 73-71 win.

**UNC 96, Duke 92 (OT)**  
**March 2, 1974**

In one of the most famous comebacks in college basketball, the Tar Heels rallied from eight points down with 17 seconds remaining against Duke to force overtime. Trailing 86-78, Bobby Jones made both ends of a one-and-one with just 17 seconds left. John Kuester cut the deficit to four with 13 seconds to play with a lay-up after Duke threw away the inbounds pass. The Blue Devils again lost the inbounds pass and Jones cut the deficit to two on a put-back off an Ed Stahl miss. Six seconds remained. The Tar Heels fouled Pete Kramer with four seconds left, and he missed the front end of the one-and-one. Stahl grabbed the rebound and called a timeout with three ticks left. Mitch Kupchak in-bounded the ball to Walter Davis, who launched a 25-foot shot as time expired. The shot banked off the glass to



The UNC bench jumps for joy as Charlie Scott hits the game-winner as time expires, giving the Tar Heels an 87-85 win over Davidson in the 1969 NCAA East Regional Final.

tie the score at 86-86. Carmichael Auditorium erupted and Carolina went on to win 96-92 in overtime.

**UNC 101, Wake Forest 100 (OT)**  
**March 6, 1975**


Carolina trailed Wake Forest, 90-82, with 50 seconds remaining in the ACC quarterfinals. Phil Ford hit a 20-footer with 43 ticks left and Mitch Kupchak followed a Deacon turnover with a driving layup with 34 seconds to play. Wake Forest's inbounds pass grazed the scoreboard, turning the ball back to Carolina. Walter Davis scored to make it 90-88 with 29 seconds left. The Deacons failed to convert two one-and-one opportunities before Brad Hoffman drove the baseline and nailed a 12-footer to tie the game with two seconds left. The Tar Heels pulled out the 101-100 win in overtime and went on to capture the ACC title two days later.

**UNC 70, N.C. State 69**  
**January 17, 1979**

Carolina charged out to a 40-19 halftime lead and led by 17 with 10:30 to play, but the Wolfpack got hot. Kenny Matthews hit a jumper with 32 seconds left that gave State a 69-68 lead. Dudley Bradley missed a jumper for the Tar Heels and State grabbed the rebound with 16 seconds left. Reynolds Coliseum celebrated. But Bradley stole the ball from Clyde Austin at mid-court and drove in for the game-winning dunk and a 70-69 triumph.

**UNC 63, Georgetown 62**  
**March 29, 1982**

Michael Jordan hit a jumper from the left wing with 17 seconds to play to give Dean Smith his first national championship. Final Four MVP



Dudley Bradley's steal and dunk in the final seconds gave the Tar Heels a 70-69 win at NC State on January 17, 1979.



**FANTASTIC FINISHES**

James Worthy had 28 points, but it was the freshman Jordan who took a pass from Jimmy Black and made the game-winning shot. Worthy stole an errant pass from Hoya forward Fred Brown in the final seconds to clinch the title.

**UNC 70, Tulane 68 (3 OT)  
November 30, 1982**

John Williams made two free throws with eight seconds to play to give Tulane a 53-51 edge. Michael Jordan was whistled for an offensive foul with four seconds remaining, and it appeared the Tar Heels would start a season with three successive losses for the first time since 1928-29. However, Jordan stole the inbounds pass and hit a 24-foot prayer at the buzzer to tie the game. Carolina prevailed, 70-68, in triple overtime.

**UNC 64, Virginia 63  
February 10, 1983**

Carolina trailed second-ranked Virginia by 16 points in the second half and was down 63-53 with 4:12 remaining. Jimmy Braddock hit a three-pointer and Matt Doherty and Sam Perkins each converted one-and-ones to close the gap to 63-60 with 2:54 remaining. Virginia held the ball and Perkins was forced to foul Ralph Sampson with 1:20 left. The All-America center missed the front end of his one-and-one. Braddock missed a three-pointer, but Michael Jordan was there to put in the rebound. As Rick Carlisle dribbled up-court, Jordan stole the ball and slammed it home for a 64-63 Tar Heel lead. Carlisle missed a last-second shot and Jordan grabbed the rebound in front of a delirious Carmichael crowd.

**UNC 75, Maryland 74  
January 9, 1985**

Lefty Driesell's Maryland Terrapins seemed poised to knock off Carolina at Carmichael Auditorium. The Terps led 72-69 with 23 seconds left and Keith Gatlin on the line for a one-and-one. The 83 percent foul shooter missed the front end and UNC's Kenny Smith sank a jump shot with 16 seconds left. Adrian Branch, a 78 percent free-throw shooter, also missed. Dave Popson provided the winning points with a high-arching jumper with nine seconds to play. Curtis Hunter's steal and free throws secured the win.

**UNC 60, Notre Dame 58  
March 16, 1985**

In the second round of the NCAA Tournament, the higher-seeded Tar Heels had to play at Notre Dame. Tied at 58 with 1:38 left, the Irish held for the last shot. Irish point guard David Rivers lost control of the ball, enabling Curtis Hunter to scoop it up and make a lead pass to Kenny Smith. Smith slammed it home, then stole the inbounds pass to seal the win.



**Walter Davis (No. 24, at right) capped an eight-point comeback in the final 17 seconds of regulation with this 25-foot shot at the buzzer on March 2, 1974. Carolina went on to defeat Duke, 96-92, in overtime.**

**UNC 96, Syracuse 93 (OT)  
November 21, 1987**

Undermanned Carolina faced top-ranked Syracuse in the Hall of Fame Tip-Off Classic and the Orange led by 14 with 15:39 to play. Carolina stormed back and sent the game into overtime when freshman Pete Chilcutt hit a turnaround jumper at the horn to tie the game at 85.

**UNC 80, James Madison 79  
November 24, 1989**

The Tar Heels trailed Lefty Driesell's Dukes, 79-70, with less than a minute to play in the Maui Classic. An offensive rebound basket by Rick Fox and a steal and three-pointer by Hubert Davis cut the deficit to four with 48 seconds to play. Pete Chilcutt hit a three to pull within one with 10 ticks remaining. The Tar Heels had one last chance after a JMU player stepped out of bounds and King Rice tossed an off-balance runner from the top of the key that banked in at the buzzer.

**UNC 79, Oklahoma 77  
March 17, 1990**

The Tar Heels trailed No. 1 ranked Oklahoma, 74-73, with 55 seconds to play when Rick Fox nailed a three-pointer from 25 feet away. The Sooners answered with a conventional three-point play and led, 77-76, but King Rice was fouled with 10 seconds left. Rice hit the first shot, but missed the second. The rebound went out-of-bounds to Carolina with eight seconds to play. Fox hit a driving bank shot off the glass as time expired that gave the Tar Heels a 79-77 win and a 10th consecutive trip to the Sweet 16.

**UNC 80, Wake Forest 78  
February 8, 1992**

Just three days after knocking off No. 1 Duke, Carolina rallied from 22 points behind to defeat Wake Forest, 80-78, on Brian Reese's jumper at the buzzer. The comeback was the largest in Tar Heel history. UNC trailed by 20 with 14:49 to play and by 11 with 6:17 to go before a 10-0 run cut the Deacs lead to 75-74. Pat Sullivan tied the game at 78 with a pair of free throws with 38 seconds left. Reese set up the final possession with a steal with 16 seconds to go. He drove the lane and missed, but grabbed his own rebound and launched a 12-footer at the buzzer for the win.

**UNC 82, Florida State 77  
January 27, 1993**

The Seminoles jumped out to a 45-28 advantage at the half and later extended the lead to as many as 21 points. Carolina trailed 73-54 with less than nine minutes to play. The Tar Heels, keyed by a pair of three-pointers by Henrik Rodl, then ran off 15 straight points and Eric Montross hit a jump hook with 1:59 left to cut the FSU lead to 77-76. George Lynch stole a crosscourt pass by Charlie Ward and slammed the ball home to give Carolina a 78-77 lead. Clutch foul shooting by Donald Williams sealed the 82-77 victory.

The Tar Heels outscored the Seminoles 28-4 over the last nine minutes.

**1993 NCAA Tournament**

The Tar Heels had to overcome double-digit deficits on three different occasions. Carolina trailed Arkansas, 25-14, more than 10 minutes into the first half of the East Regional semifinal. Sparked by George Lynch and Donald Williams, the Tar Heels went on a 14-3 run to tie the game at 28. Carolina fell behind 38-31 before knotting the score at 45 at halftime and eventually prevailing 80-74.

The Tar Heels trailed Cincinnati 29-14 in the regional final with less than seven minutes remaining in the first half. Nick Van Exel hit his sixth three-pointer of the half with 4:50 remaining to chalk up his 21st point and a 33-20 UC lead. Led by Derrick Phelps' defense, Carolina cut the deficit to one by halftime, held Van Exel to only two points in the final 20 minutes and pulled out a 75-68 overtime win.

The Tar Heels fell behind Michigan, 23-13, in the national championship game. Carolina went on a 12-2 run to tie the game, capped off by a three-pointer by Donald Williams. Carolina took a 42-36 halftime lead and went on to win the title, 77-71. Williams finished with 25 points and hit four free throws in the final minutes to secure the win.



**FANTASTIC FINISHES****UNC 86, Wake Forest 84 (OT)  
March 12, 1994**

The Tar Heels erased a five-point deficit in the final 1:15 of regulation to down the Demon Deacons, 86-84, in overtime in the ACC semifinals. Leading 81-78, Wake Forest chose to foul Derrick Phelps with 11.8 seconds left. Phelps made the first free throw and missed the second, but grabbed the rebound. He found Dante Calabria, whose baseline drive and basket with 3.8 ticks left tied the score at 81. Freshman Jerry Stackhouse took a pass from Phelps and hit a driving shot to win the game, 86-84. Carolina went on to win its 13th ACC title the next day with a 73-66 victory over Virginia.

**UNC 62, Wake Forest 61  
January 28, 1995**

Winston-Salem was the stage for a battle between sophomore centers Rasheed Wallace and Tim Duncan. Duncan had 18 points, 17 rebounds and seven blocks, and Wallace countered with 17 points, 10 rebounds and three blocks. Carolina trailed Wake Forest 53-43 with 6:39 left. Strong inside play from Wallace and the three-point shooting of Jeff McInnis and Donald Williams brought UNC to within one at 61-60. Williams then hit a running one-hander from the right side of the lane with 5.5 seconds remaining for a 62-61 win.

**UNC 102, Duke 100 (2 OT)  
February 2, 1995**

The Tar Heels jumped out to a 26-9 lead on a spectacular reverse dunk by Jerry Stackhouse over two Blue Devils. Duke pulled within five at halftime and led by as many as 12 in the second half. UNC battled back from a nine-point deficit with 6:18 remaining to force overtime. The Tar Heels led by nine, but Duke made three three-pointers, including a 30-footer from Jeff Capel at the buzzer, to knot the score at 95 and force a second overtime. Donald Williams hit a pair of 12-footers in the second OT and Jeff McInnis had a steal and lay-up with under a minute to play to give Carolina a 102-100 win. Stackhouse and Rasheed Wallace each had 25 points and Williams added 24 in one of the greatest college basketball games ever played.

**UNC 73, Duke 72  
January 31, 1996**

The Blue Devils' lead was three when Ademola Okulaja grabbed an offensive rebound and scored to make it 69-68 with 1:55 to go. Steve Wojciechowski hit a three-pointer for a 72-68 Duke lead with 1:13 to play, but Shammond Williams countered with a three of his own 15 seconds later. Duke turned the ball over and the Tar Heels nearly returned the favor, but Williams forced a jump ball after a scramble. Possession favored UNC and Jeff McInnis drove into the lane and fed Serge Zwikker, whose shot was blocked by Greg Newton. Dante Calabria tipped the loose ball in for a 73-72 lead. Duke had one final chance to win, but Ricky Price's baseline

Bob Donnan



**Jerry Stackhouse scored 25 points in the 102-100, double-overtime win at Duke in 1995.**

jumper at the buzzer hit the front of the rim.

**UNC 59, N.C. State 56  
January 15, 1997**

The Tar Heels began ACC play with three straight losses for the first time in history. Carolina led 36-28 at halftime, but did not score a field goal in the second half until the 8:09 mark and had just two baskets in the first 18 minutes of the second stanza. The Wolfpack led 56-47 with 2:00 to play, but the Tar Heels went on a 12-0 run to finish the game. Antawn Jamison began the rally by forcing a steal and Shammond Williams hit a lay-up to pull within seven. Williams hit a three-pointer and Jamison added a lay-up to pull within two points with 50 seconds to play. Trailing by one with 28 seconds left, Carolina fouled and State missed the front end of a one-and-one. The Tar Heels went ahead for good with 12 seconds to play as Ademola Okulaja fed Jamison on the low block for a lay-up. Vince Carter stole the inbounds pass after the go-ahead score to secure the win.

**UNC 45, N.C. State 44  
February 12, 1997**

This was the lowest scoring output in a win during Dean Smith's 36 years as head coach. The Tar Heels trailed 28-19 at the half, but pulled within 42-41 with 7:25 to play. Neither team scored until a Damon Thornton basket with 2:03 left gave State a 44-41 advantage. Serge Zwikker scored for UNC to make it 44-43. With 12.3 seconds to play, Antawn Jamison forced a turnover and freshman point guard Ed Cota drove to the left baseline and lofted a floater which found

the net with 4.5 seconds remaining. Vince Carter blocked State's last shot at the buzzer to clinch the victory.

**UNC 107, Ga. Tech 100 (2 OT)  
February 8, 1998**

The Tar Heels let a seven-point lead slip away in the final minute of regulation, but Shammond Williams put on an awesome three-point shooting display as Carolina prevailed, 107-100, in double-overtime in Atlanta. Williams forced a second overtime with a pair of free throws with six seconds left in the first extra period. In the second OT, Williams scored 12 of his career-high 42 points, including two three-pointers.

**UNC 74, Tennessee 69  
March 24, 2000**

Carolina was unranked for the first time in 10 years and entered the NCAA Tournament as a No. 8 seed. The Tar Heels trailed 10th-ranked Tennessee, 39-36, at halftime of the regional semifinal. The Vols led by two when UNC center Brendan Haywood fouled out with 8:03 left and led, 64-57, with 4:48 to play. But freshman Joseph Forte hit a three-pointer and Jason Capel had a steal and lay-up to make it 64-62 with 3:41 left. Ed Cota tied the game on a driving lay-up and followed with a jumper to give UNC the lead with 1:59 left. Forte, Julius Peppers and Cota each hit two free throws in the final 0:34 to cap a 15-3 Tar Heel run and a 74-69 win.

**UNC 70, Wake Forest 69  
January 6, 2001**

Brendan Haywood grabbed a loose ball in the lane and scored with 3.3 seconds to play to give the Tar Heels the win over No. 4-ranked and previously undefeated Wake Forest. Haywood finished with 24 points and 10 rebounds. His basket marked the fourth lead change in the final 1:22.

**UNC 85, Duke 83  
February 1, 2001**

Joseph Forte had 24 points, 16 rebounds (a UNC record for guards), six assists and three steals. The Tar Heels blistered the Cameron Indoor Stadium nets by shooting 51.5 percent from the floor. Carolina led by as many as 13 in the first half, but Duke took the lead midway through the second half. Ronald Curry scored six straight points in 48 seconds to give the Tar Heels a 63-59 lead. UNC later built a seven-point lead, but the Blue Devils tied the score with three seconds left. On the ensuing inbounds play, Shane Battier fouled Brendan Haywood and the UNC seven-footer hit both free throws with one second left for the win.

**UNC 86, Connecticut 83  
January 17, 2004**

Rashad McCants scored 27 points against the Huskies for the second straight year and for the second year in a row the Tar Heels upset Connecticut in the Smith Center. McCants scored the last 10 points of the game for Carolina, including



**FANTASTIC FINISHES**

a three-pointer with just over six seconds to play. The Huskies would go on to win the national championship. It was Roy Williams' first win as UNC's head coach over a No. 1 ranked team.

**UNC 75, Duke 73**  
**March 6, 2005**

Carolina trailed, 73-64, after Blue Devil forward Lee Melchioni hit a three with 3:03 to play. But the Tar Heels outscored Duke, 11-0, the rest of the way to clinch the regular-season ACC title. Trailing by two with less than 30 seconds to play, David Noel stripped Daniel Ewing of the ball and Raymond Felton grabbed the loose ball and called timeout. On the ensuing possession, Felton hit the first of two free throws, Marvin Williams rebounded his missed second free throw and scored the go-ahead basket with 17 seconds to play. Sean May led UNC with 26 points and 24 rebounds.

**UNC 75, Illinois 70**  
**April 4, 2005**

Final Four MVP Sean May led UNC with 26 points and 10 rebounds, while Raymond Felton's and Marvin Williams' late heroics gave Roy Williams his first NCAA title. Marvin Williams broke a 70-all tie with a tip-in basket with 1:27 to play. Leading 72-70, Felton, who earlier hit a three-pointer to break a 65-65 tie, stole an Illini pass with 31 seconds to play and hit three of four free throws to cap the win.

**UNC vs. Clemson**  
**2007-08 Regular Season**

Carolina beat Clemson in a pair of close games during the 2007-08 regular season. In the first meeting on Jan. 6, 2008, in Clemson, Wayne Ellington hit a three-pointer with 0.4 seconds remaining in overtime to give UNC a 90-88 win. Ellington scored a career-high 36 points in the game, connecting on five three-pointers. The final shot by Ellington marked UNC's first late game-winner since David Noel rattled in a three-pointer with 1.8 seconds left on Nov. 19, 2005, to beat Gardner-Webb in the Smith Center and marked Carolina's first overtime win under head coach Roy Williams.

In the return matchup in Chapel Hill on Feb. 10, Tyler Hansbrough scored 13 of his 39 points in the two overtime periods as Carolina rallied from 15 points down to beat the Tigers, 103-93, in double overtime. The Tar Heels trailed by 11 points with 3:12 left to play in regulation before scoring nine straight points to cut the lead to 79-77. Quentin Thomas hit a driving layup to force the first overtime and UNC eventually won in the second extra stanza.

**UNC 80, Florida State 77**  
**Jan. 28, 2009**

Ty Lawson sank a game-winning three-pointer as time expired to beat Florida State, 80-77, in Tallahassee in a game in which UNC led by 11 at the half, but trailed by as many as five with less than seven minutes to play. Danny Green's steal and three-point play tied the game at 77 with 1:12



Marvin Williams' three-point play clinched the 2005 win over Duke.

to play, then Tyler Hansbrough forced a turnover by Toney Douglas with 3.2 seconds remaining. Hansbrough inbounded the ball to Lawson, who raced from his own free throw line to just outside the top of the key before launching a floater that found the bottom of the net as the buzzer rang.

**2011 ACC Tournament**

The Tar Heels trailed by 19 points against Miami in the quarterfinals but rallied for a 61-59 win on a buzzer-beating layup by Tyler Zeller after a drive and pass from freshman point guard Kendall Marshall. It was the largest comeback by UNC in ACC Tournament history. The Hurricanes led, 53-34, with 9:51 to play but Carolina scored 27 of the final 33 points.

The next day, fourth-seeded Clemson led the #1 seed Tar Heels, 38-28, at the half before UNC rallied again for a 92-87 win in overtime. The 10-point halftime deficit is the largest Carolina has ever overcome to win at the ACC Tournament. Harrison Barnes scored 40 points, including 14 in overtime, to tie the ACC freshman scoring record and set a record for freshman scoring in an ACC Tournament game.

**UNC 85, N.C. State 84**  
**February 26, 2014**

Marcus Paige scored 31 of his 35 points in the second half and overtime including a coast-to-coast game-winning layup with 0.9 seconds to play. Paige outdueled eventual ACC Player of the Year T.J. Warren, who led the Pack with 36. UNC trailed by double digits in the first half and by six points both late in regulation and in extra time. Paige hit seven threes and J.P. Tokoto had 16 points and 10 rebounds.

**UNC 75, Kentucky 73**  
**March 26, 2017**

Luke Maye came off the bench to score a career-high 17 points and hit the game-winning jumper with 0.3 seconds left to beat Kentucky, 75-73, in the NCAA South Regional championship in Memphis. The Tar Heels avenged a 103-

100 defeat to the Wildcats earlier in the season. The teams came into the game with a combined 244 NCAA Tournament wins, most ever by two teams in an NCAA Tournament game. All-America forward Justin Jackson led all scorers with 19 points and Kennedy Meeks grabbed a career-best 17 rebounds. Kentucky's Malik Monk tied the game with seven seconds to play on a three-pointer, but Meeks quickly got the ball inbounds to Theo Pinson, who raced upcourt and fed Maye. His 19-footer from the left wing sent UNC to its record 20th Final Four.

**UNC 81, Duke 77**  
**April 2, 2022**

Caleb Love scored 22 of his game-high 28 points in the second half in Carolina's 81-77 win over Duke in the national semifinals in New Orleans. Love hits the signature shot of the game, a three-pointer with 24 seconds to play to give UNC a 78-74 lead. It was the first time in 258 all-time meetings the Tar Heels and Blue Devils played in the NCAA Tournament, and it was Mike Krzyzewski's final game as Duke head coach.

**UNC 89, Ohio State 84 (OT)**  
**December 17, 2022**

Carolina trailed Ohio State by 10 points midway through the second half in the CBS Sports Classic. RJ Davis tied the game at 72 with 2:10 to play but Brice Sensabaugh gave the Buckeyes the lead with two seconds to play. UNC called two timeouts and advanced the ball into the front-court with 1.2 seconds remaining. Leaky Black inbounded the ball to Pete Nance, who hit a turnaround jumper as time expired to even the game at 79 and force overtime. In the extra period the Tar Heels held Ohio State to 2 of 10 field goals as UNC won, 89-84. Armando Bacot led UNC with 28 points and 15 rebounds. Nance's shot marked the first time a Tar Heel made a field goal with no time remaining to send a game to overtime since Pete Chilcutt vs. Syracuse on Nov. 21, 1987.





**CAROLINA**  
BASKETBALL



**Cameron Johnson**



**Coby White**

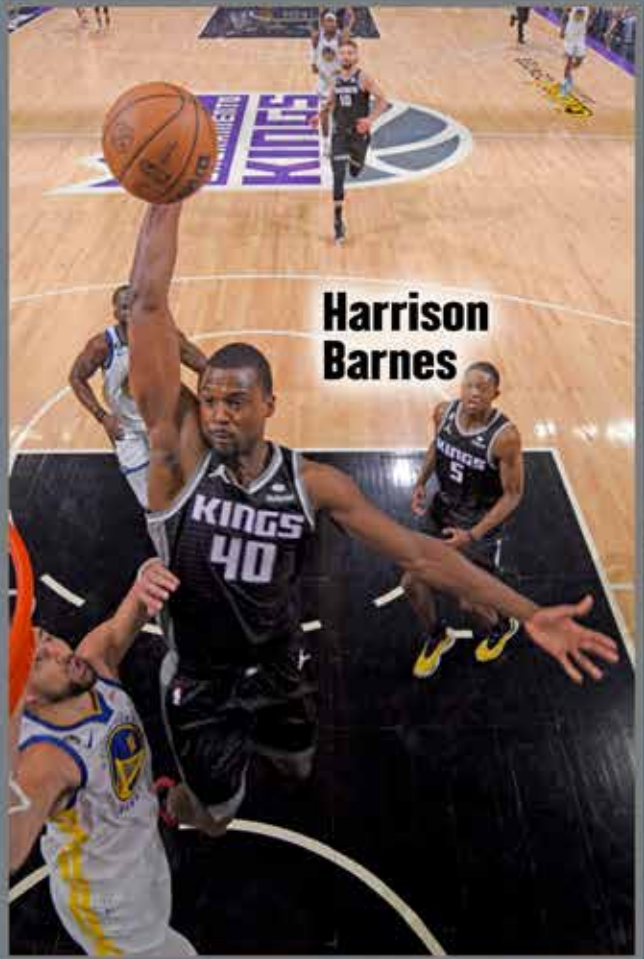




**Cole Anthony**



**Danny Green**



**Harrison Barnes**







# Tar Heel Career NBA Stat Leaders

## Most Seasons Played

- 22 – Vince Carter (1998-2020) NBA record
- 18 – Jerry Stackhouse (1995-2013)
- 17 – Sam Perkins (1984-2001)
- 16 – Antawn Jamison (1998-2014)
- 16 – Rasheed Wallace (1995-2010, 2012-13)

## Most Teams

- 9 – Wayne Ellington (Minnesota, Memphis, Cleveland, Dallas, Los Angeles Lakers, Brooklyn, Miami, Detroit, New York)
- 8 each – Ed Davis, Vince Carter, Jerry Stackhouse, Pete Chilcutt

## Most Points

- 32,292 – Michael Jordan
- 25,728 – Vince Carter
- 20,042 – Antawn Jamison
- 19,521 – Walter Davis
- 18,787 – Bob McAdoo

## Highest Scoring Average

- 30.1 – Michael Jordan
- 22.1 – Bob McAdoo
- 20.8 – Billy Cunningham
- 19.0 – Brad Daugherty
- 18.9 – Walter Davis

## Most Rebounds

- 8,157 – Antawn Jamison
- 8,048 – Bob McAdoo
- 7,666 – Sam Perkins
- 7,404 – Rasheed Wallace
- 6,672 – Michael Jordan

## Highest Rebounding Average (min. 1,000 rebounds)

- 10.1 – Billy Cunningham
- 9.5 – Brad Daugherty
- 9.4 – Bob McAdoo
- 7.5 – Antawn Jamison
- 6.7 – Rasheed Wallace

## Most Assists

- 5,633 – Michael Jordan
- 5,096 – Raymond Felton

## Most Three-Point Field Goals

- 2,290 – Vince Carter
- 1,577 – *Danny Green*

## Highest Field Goal Percentage

- .607 – Brandan Wright (1,271 x 2,095)
- .567 – Ed Davis (1,773 x 3,128)

## Highest Three-Point Percentage

- .441 – Hubert Davis (728 x 1651)
- .400 – *Danny Green* (1,577 x 3,945)

Regular season stats only  
*Italics* indicates active player





**ALL-TIME PRO ROSTER**



**2000 NBA Dunk Champion & 22-year NBA veteran Vince Carter**

Coaches, administrators or players who played at least one regular-season game in either the NBA (1947-present), the ABA (1968-76) the Basketball Association of America (1947-49) or the National Basketball League (1938-49).

\* denotes active player in 2023-24

Teams listed are ones the players appeared for in at least one game.

**PLAYERS**

- \***Anthony, Cole** — Orlando, 2020-
- \***Barnes, Harrison** — Golden State 2012-16; Dallas 2016-19; Sacramento 2019-
- \***Black, Leaky** — Charlotte, 2023-
- Bradley, Dudley** — Indiana 1979-81; Phoenix 1981-82; Chicago 1982-83; Washington 1984-86; Milwaukee 1986-87; New Jersey 1987-88; Atlanta 1988-89
- Bradley, Tony** — Utah 2017-20; Philadelphia, 2020-21; Oklahoma City, 2021; Chicago, 2021-23
- Brennan, Pete** — New York 1958-59
- Brown, Larry** — New Orleans (ABA) 1967-68; Oakland (ABA) 1968-69; Washington Capitols (ABA) 1969-70; Virginia Squires (ABA) 1970-71; Denver (ABA) 1970-72
- Bucknall, Steve** — L.A. Lakers 1989-90
- \***Bullock, Reggie** — Los Angeles Clippers 2013-14; Phoenix 2014-15; Detroit 2015-19; L.A. Lakers 2019; New York 2019-21; Dallas 2021-23; San Antonio, 2023
- Bunting, Bill** — Carolina (ABA) 1969-70; New York Nets (ABA) 1969-70; Virginia (ABA) 1970-72
- Carter, Vince** — Toronto 1998-2004; New Jersey 2004-09; Orlando 2009-10; Phoenix 2010-11; Dallas 2011-14; Memphis 2014-17; Sacramento 2017-18; Atlanta 2018-20
- Chamberlain, Bill** — Kentucky (ABA) 1972-73; Memphis (ABA) 1972-73; Phoenix 1973-74
- Chilcutt, Pete** — Sacramento 1991-94; Detroit 1994; Houston 1994-96; Vancouver 1996-99; Utah 1999-2000; Los Angeles Clippers 2000; Cleveland 2000
- Crompton, Geff** — Denver 1978-79; Portland 1980-81; Milwaukee 1981-82; San Antonio 1982-83; Cleveland 1983-84
- Cunningham, Billy** — Philadelphia 1965-72; Carolina (ABA) 1972-74; Philadelphia 1974-76
- Daugherty, Brad** — Cleveland 1986-94
- Davis, Ed** — Toronto 2010-13, Memphis 2013-14; Los Angeles Lakers 2014-15; Portland 2015-18; Brooklyn 2018-19; Utah 2019-20; Minnesota, 2020-21; Cleveland 2021-22
- Davis, Hubert** — New York 1992-96; Toronto 1996-97; Dallas 1997-2001; Washington 2001-02; Detroit 2002-04; New Jersey 2004
- Davis, Walter** — Phoenix 1977-88; Denver 1988-91; Portland 1991; Denver

**TAR HEELS WITH NBA CHAMPIONSHIP RINGS**

Name	Affiliation	Season	Team
Billy Cunningham (1)	Player	1966-67	Philadelphia 76ers
Charles Scott (1)	Player	1975-76	Boston Celtics
Mitch Kupchak	Player	1977-78	Washington Bullets
Tommy LaGarde (1)	Player	1978-79	Seattle SuperSonics
Mitch Kupchak	Player	1981-82	Los Angeles Lakers
Bob McAdoo	Player	1981-82	Los Angeles Lakers
Bobby Jones (1)	Player	1982-83	Philadelphia 76ers
Mitch Kupchak (3)	Player	1984-85	Los Angeles Lakers
Bob McAdoo (2)	Player	1984-85	Los Angeles Lakers
James Worthy	Player	1984-85	Los Angeles Lakers
James Worthy	Player	1986-87	Los Angeles Lakers
James Worthy (3)	Player	1987-88	Los Angeles Lakers
Michael Jordan	Player	1990-91	Chicago Bulls
Scott Williams	Player	1990-91	Chicago Bulls
Michael Jordan	Player	1991-92	Chicago Bulls
Scott Williams	Player	1991-92	Chicago Bulls
Michael Jordan	Player	1992-93	Chicago Bulls
Scott Williams (3)	Player	1992-93	Chicago Bulls
Kenny Smith	Player	1993-94	Houston Rockets
Pete Chilcutt (1)	Player	1994-95	Houston Rockets
Kenny Smith (2)	Player	1994-95	Houston Rockets
Michael Jordan	Player	1995-96	Chicago Bulls
Michael Jordan	Player	1996-97	Chicago Bulls
Michael Jordan (6)	Player	1997-98	Chicago Bulls
Rick Fox	Player	1999-00	Los Angeles Lakers
Rick Fox	Player	2000-01	Los Angeles Lakers
Rick Fox (3)	Player	2001-02	Los Angeles Lakers
Rasheed Wallace (1)	Player	2003-04	Detroit Pistons
Brendan Haywood (1)	Player	2010-11	Dallas Mavericks
Danny Green	Player	2013-14	San Antonio Spurs
Harrison Barnes (1)	Player	2014-15	Golden State Warriors
James Michael McAdoo	Player	2014-15	Golden State Warriors
James Michael McAdoo (2)	Player	2016-17	Golden State Warriors
Danny Green	Player	2018-19	Toronto Raptors
Danny Green (3)	Player	2019-20	Los Angeles Lakers
Justin Jackson (1)	Player	2020-21	Milwaukee Bucks

Name	Affiliation	Season	Team
Billy Cunningham (1)	Head Coach	1982-83	Philadelphia 76ers
Mitch Kupchak	Asst. GM	1986-87	Los Angeles Lakers
Mitch Kupchak	Asst. GM	1987-88	Los Angeles Lakers
Mitch Kupchak	GM	1999-00	Los Angeles Lakers
Mitch Kupchak	GM	2000-01	Los Angeles Lakers
Mitch Kupchak	GM	2001-02	Los Angeles Lakers
Larry Brown (1)	Head Coach	2003-04	Detroit Pistons
Dave Hanners (1)	Asst. Coach	2003-04	Detroit Pistons
John Kuester (1)	Asst. Coach	2003-04	Detroit Pistons
Pat Sullivan (1)	Video Coord.	2003-04	Detroit Pistons
Bob McAdoo	Asst. Coach	2005-06	Miami Heat
Mitch Kupchak	GM	2008-09	Los Angeles Lakers
Mitch Kupchak (7)	GM	2009-10	Los Angeles Lakers
Bob McAdoo	Asst. Coach	2011-12	Miami Heat
Bob McAdoo (3)	Asst. Coach	2012-13	Miami Heat

**Tar Heels with NCAA and NBA Championships**

- James Worthy — 1982 UNC; 1985, 1987, 1988 L.A. Lakers
- Michael Jordan — 1982 UNC; 1991, 1992, 1993, 1996, 1997, 1998 Chicago
- Danny Green — 2009 UNC; 2014 San Antonio, 2019 Toronto, 2020 L.A. Lakers
- Justin Jackson — 2017 UNC; 2021 Milwaukee



**Tar Heel NBA All-Stars (l-r): James Worthy, Michael Jordan and Walter Davis**

Robert Crawford



**ALL-TIME PRO ROSTER**

1991-92

**Dillon, John** — Washington 1949-50**Drew II, Larry** — Philadelphia 2014-15, 2018; New Orleans 2018**Ellington, Wayne** — Minnesota 2009-12; Memphis 2012-13; Cleveland 2013; Dallas 2013-14; Los Angeles Lakers 2014-15; Brooklyn 2015-16; Miami 2016-19; Detroit 2019; New York 2019-20; Detroit, 2020-21; Los Angeles Lakers 2021-22**Elston, Darrell** — Virginia (ABA) 1974-75; Indiana 1976-77**Felton, Raymond** — Charlotte 2005-10; New York 2010-11; Denver 2011; Portland 2011-12; New York 2012-14; Dallas 2014-16; L.A. Clippers 2016-17; Oklahoma City 2017-19**Ford, Phil** — Kansas City 1978-82; New Jersey 1982; Milwaukee 1982-83; Houston 1983-84**Forte, Joseph** — Boston 2001-02; Seattle 2002-03**Fox, Rick** — Boston 1991-97; Los Angeles Lakers 1997-2004**Glamack, George** — Akron 1941-42 (NBL); Rochester 1945-47 (NBL); Indianapolis Kautskys 1947-48 (NBL); Hammond 1948-49 (NBL); Indianapolis Jets 1948-49 (NBL)**\*Green, Danny** — Cleveland 2009-10; San Antonio 2010-18; Toronto 2018-19; L.A. Lakers 2019-20; Philadelphia 2020-22; Memphis 2022-23; Cleveland 2023; Philadelphia, 2023-**Grubar, Dick** — Indiana (ABA) 1969-70**Hairston, P.J.** — Charlotte 2014-16; Memphis 2016**Hansbrough, Tyler** — Indiana 2009-13; Toronto 2013-15; Charlotte 2015-16**Haywood, Brendan** — Washington 2001-2010; Dallas 2010-12; Charlotte 2012-14; Cleveland 2014-15**Henson, John** — Milwaukee 2012-18; Cleveland 2018-20; Detroit 2020**Hicks, Isaiah** — N.Y. Knicks 2017-19**Jackson, Justin** — Sacramento 2017-19; Dallas 2019-20; Oklahoma City, 2020-21; Milwaukee, 2021; Boston, 2022; Phoenix, 2022; Boston, 2022-23**Jamison, Antawn** — Golden State 1998-2003; Dallas 2003-04; Washington 2004-10; Cleveland 2010-12; L.A. Lakers 2012-13; L.A. Clippers 2013-14**Johnson, Brice** — Los Angeles Clippers 2016-18; Memphis 2018**\*Johnson, Cameron** — Phoenix 2019-23; Brooklyn 2023-**Jones, Bobby** — Denver (ABA) 1974-76; Denver (NBA) 1976-78; Philadelphia, 1978-86**Jordan, Michael** — Chicago 1984-93, 1995-98; Washington 2001-03**Karl, George** — San Antonio (ABA) 1973-76; San Antonio (NBA) 1976-78**Kearns, Tommy** — Syracuse 1958-59**\*Kessler, Walker** — Utah 2022-**Kuester, John** — Kansas City 1977-78; Denver 1978-79; Indiana 1979-80**Kupchak, Mitch** — Washington 1976-1981; Los Angeles Lakers 1981-86**LaGarde, Tom** — Denver 1977-78; Seattle 1978-80; Dallas 1980-82; New Jersey 1984**Larese, York** — Chicago Packers 1961; Philadelphia Warriors 1961-62**Lawson, Ty** — Denver 2009-15; Houston 2015-16; Indiana 2016; Sacramento 2016-17; Washington 2018**Lebo, Jeff** — San Antonio 1989**Lewis, Bobby** — San Francisco 1967-70; Cleveland 1970-71**\*Little, Nassir** — Portland 2019-**Lynch, George** — Los Angeles Lakers 1993-96; Vancouver 1996-98; Philadelphia 1998-2001; Charlotte/New Orleans 2001-05**Marshall, Kendall** — Phoenix 2012-13; Los Angeles Lakers 2013-14; Milwaukee 2014-15; Philadelphia 2015-16**May, Sean** — Charlotte 2005-09; Sacramento 2009-10**McAdoo, Bob** — Buffalo 1972-1976; New York 1976-79; Boston 1979; Detroit 1979-81; New Jersey 1981; Los Angeles Lakers 1981-1985; Philadelphia 1986**McAdoo, James Michael** — Golden State 2014-17; Philadelphia 2017-18**McCants, Rashad** — Minnesota 2005-09; Sacramento 2009**McInnis, Jeff** — Denver 1996; Washington 1999; Los Angeles Clippers 2000-2002; Portland 2002-2004; Cleveland 2004-2005; New Jersey 2005-07; Charlotte 2007-08**McKinney, Horace (Bones)** — Washington (BAA) 1946-49; Washington (NBA) 1949-50; Boston 1950-52**Miller, Bill** — Chicago Stags (BAA) 1948-49; St. Louis Bombers (BAA) 1949**Miller, Larry** — Los Angeles Stars (ABA) 1968-69; Carolina (ABA) 1969-72; San Diego (ABA) 1972-73; Virginia (ABA) 1973-74; Utah (ABA) 1974**Moe, Doug** — New Orleans (ABA) 1967-68; Oakland (ABA) 1968-69; Carolina (ABA) 1969-70; Virginia (ABA) 1970-72**Montross, Eric** — Boston 1994-96; Dallas 1996-97; New Jersey 1997; Philadelphia 1997; Detroit 1997-2001; Toronto 2001-2002**Nagy, Fred (Fritz)** — Indianapolis (BAA) 1948-49**\*Nance, Pete** — Cleveland, 2023-**Ndiaye, Makhtar** — Vancouver 1999**Noel, David** — Milwaukee 2006-07

**Tar Heels Billy Cunningham, Michael Jordan, James Worthy and Bob McAdoo (joined by Dominique Wilkins) were on the NBA's 75th Anniversary Team, announced in 2021.**

**O'Koren, Mike** — New Jersey 1980-86; Washington 1986-87; New Jersey 1987-88**Paige, Marcus** — Charlotte 2017-18**Perkins, Sam** — Dallas 1984-90; Los Angeles Lakers 1990-93; Seattle 1993-98; Indiana 1998-2001**Phelps, Derrick** — Sacramento 1995**\*Pinson, Theo** — Brooklyn 2018-20; N.Y. Knicks 2020-21; Dallas, 2021-**Popson, Dave** — Los Angeles Clippers 1988-89; Miami 1989; Boston 1990-91; Milwaukee 1992**Previs, Steve** — Carolina (ABA) 1972-73**Reid, J.R.** — Charlotte 1989-92; San Antonio 1992-96; New York 1996; Charlotte 1997-99; Los Angeles Lakers 1999; Milwaukee 1999-2000; Cleveland 2000**Rosenbluth, Lennie** — Philadelphia Warriors 1957-59**Rozier, Clifford** — Golden State 1994-96; Orlando 1996-97; Toronto 1997; Minnesota 1997**Salvadori, Kevin** — Sacramento, 1996-98**Scott, Charlie** — Virginia (ABA) 1970-72; Phoenix 1972-75; Boston 1975-77; Los Angeles Lakers 1977-78; Denver 1978-80**Shaffer, Lee** — Syracuse 1961-63; Philadelphia 1963-64**\*Sharpe, Day'Ron** — Brooklyn 2021-**Smith, Kenny** — Sacramento 1987-90; Atlanta 1990; Houston 1990-96; Detroit 1996; Orlando 1996-97; Denver 1997**Stackhouse, Jerry** — Philadelphia 1995-97; Detroit 1997-2002; Washington 2002-04; Dallas 2004-09; Milwaukee 2010; Miami 2010; Atlanta 2011-12; Brooklyn 2012-13**Stephenson, Alex** — Memphis 2015, L.A. Clippers 2016**Wallace, Rasheed** — Washington 1995-96; Portland 1996-2004; Atlanta 2004; Detroit 2004-09; Boston 2009-10; New York 2012-13**Washington, Donald** — Denver (ABA) 1974-75; Utah (ABA) 1975

**Naismith Hall of Famer Bob McAdoo was the 1975 NBA MVP.**



ALL-TIME PRO ROSTER



Rasheed Wallace won an NBA title with Detroit in 2004.



Jerry Stackhouse was the 2017 NBA G League Coach of the Year, winning a championship with Toronto's squad.

- Wear, David** — Sacramento 2015
- Wear, Travis** — N.Y. Knicks 2014-15; L.A. Lakers 2018
- Wenstrom, Matt** — Boston 1993-94
- \*White, Coby** — Chicago 2019-
- Williams, Jawad** — Cleveland 2008-11
- Williams, Marvin** — Atlanta 2005-2012; Utah 2012-14; Charlotte 2014-20; Milwaukee 2020
- Williams, Scott** — Chicago 1990-94; Philadelphia 1994-99; Milwaukee 1999-2001; Denver 2001-02; Phoenix 2002-04; Dallas 2004; Cleveland 2004-05
- Williams, Shammond** — Atlanta 1998-99; Seattle 1999-2002; Boston 2002-03; Denver 2003; Orlando 2003-04; New Orleans 2004; Los Angeles Lakers 2006-07
- Wolf, Joe** — Los Angeles Clippers 1987-90; Denver 1990-92; Boston 1992; Portland 1992-93; Charlotte 1994-95; Orlando 1995-96; Milwaukee 1996-97; Denver 1997-98; Charlotte 1999
- Wood, Al** — Atlanta 1981-82; San Diego 1982-83; Seattle 1983-86; Dallas 1986-87
- Worthy, James** — Los Angeles Lakers 1982-94
- Wright, Brandan** — Golden State Warriors 2007-11; New Jersey 2011; Dallas 2011-14; Boston 2014-15; Phoenix 2015; Memphis 2015-18; Houston 2018
- Wuycik, Dennis** — Carolina (ABA) 1972-74; St. Louis (ABA) 1974-75
- Yonakor, Rich** — San Antonio 1982
- Zeller, Tyler** — Cleveland 2012-14; Boston 2014-17; Brooklyn 2017-18; Milwaukee 2018; Atlanta 2019; Memphis 2019; San Antonio 2020

**NBA ADMINISTRATION, COACHES**

- Brown, Larry**: Head Coach: Denver (ABA) 1974-76; Denver (NBA) 1976-79; New Jersey 1981-83; San Antonio 1988-92; Los Angeles Clippers 1992-93; Indiana 1993-97; Philadelphia 1997-2003; Detroit 2003-05; New York 2005-06; Charlotte 2008-11
- Cunningham, Billy**: Head Coach: Philadelphia 1977-1985; Part-Owner: Miami 1988-95
- Davis, Walter**: Advance Scout: Washington 2000-04
- \*Ellington, Wayne**: Player Development Coach, Miami 2023-
- Ford, Phil**: Assistant Coach: Detroit 2004-05; New York 2005-07; Charlotte 2007-11
- Hanners, Dave**: Advance Scout/Assistant Coach: Philadelphia 2000-03; Assistant Coach: Detroit 2003-05; New York 2005-08; Charlotte 2008-11; New Orleans 2011-15
- \*Jamison, Antawn**: Director of Pro Personnel: Washington, 2019-
- \*Jordan, Michael**: Part Owner & President: Washington Wizards 2000-03; Managing Member of Basketball Operations: Charlotte Bobcats 2006-10; Owner: Charlotte Bobcats/Hornets 2010-
- Karl, George**: Assistant Coach: San Antonio 1978-80; Director of Player Acquisition: Cleveland 1983-84; Head Coach: Cleveland 1984-86; Golden State 1986-88; Seattle 1991-98; Milwaukee 1998-2003; Denver 2005-13; Head Coach: Sacramento 2015-16

- Kuester, John**: Assistant Coach: Boston 1996-97; Philadelphia 1997-2003; Detroit 2003-04; New Jersey 2004-06; Orlando 2006-07; Cleveland 2007-09; Head Coach: Detroit 2009-11; Assistant Coach: Los Angeles Lakers 2011-12; Advance Scout 2012-17
- \*Kupchak, Mitch**: Assistant General Manager: Los Angeles Lakers 1986-92; General Manager: Los Angeles Lakers 1992-2017; General Manager: Charlotte 2018-
- Larese, York**: Head Coach: New York Nets (ABA) 1969-70
- Lebo, Jeff**: Assistant Coach, Greensboro Swarm (G-League), 2019-21
- McAdoo, Bob**: Assistant Coach: Miami 1995-2014
- McGuire, Frank**: Head Coach: Philadelphia Warriors 1961-62
- McKinney, Bones**: Head Coach: Washington 1950-51; Boston 1950-52
- Moe, Doug**: Assistant Coach: Carolina (ABA) 1972-74; Denver (ABA) 1974-76, 1979-80; Head Coach: San Antonio 1976-80; Denver 1980-90; Philadelphia 1992-93; Assistant Coach: Denver 2005-09
- \*Noel, David**: Assistant Coach, Capital City Go-Go (G-League), 2019-
- O'Koren, Mike**: Assistant Coach: New Jersey 1999-2003; Washington 2003-09; Philadelphia, 2009-10
- Perkins, Sam**: Vice President of Player Relations: Indiana 2008-2010
- \*Peterson, Buzz**: Director of Player Personnel, Charlotte 2007-09; Assistant General Manager/Senior VP, 2017-
- \*Simmons, Jackson**: Assistant Video Coordinator, Charlotte 2017-21; Video Coordinator, 2021-
- Stackhouse, Jerry**: Assistant Coach, Memphis, 2018-19
- Sullivan, Pat**: Video Coordinator: Detroit 2003-2004; Assistant Coach: Detroit 2004-2005; New Jersey 2005-08; Detroit 2008-12; Scout: Washington 2012-13; Assistant Coach: Washington 2013-16; Los Angeles Clippers 2016-18; New York, 2018-21
- Wallace, Rasheed**: Assistant Coach: Detroit 2013-14
- Walsh, Donnie**: Assistant Coach: Denver 1978-81; Indiana 1984-86; General Manager: Indiana 1985-88; President: Indiana 1988-2003; CEO, 2003-08; President: New York 2008-11; Consultant: Indiana, 2012-20
- \*Williams, Marvin**: Director of Player Support & Life Skills, 2022-
- Williams, Scott**: Assistant Coach: Milwaukee 2013-14
- Wolf, Joe**: Assistant Coach: Milwaukee 2008-13; New Jersey 2014-17; Head Coach, Greensboro Swarm (G-League), 2018-20



Tar Heels and longtime NBA coaches George Karl and Doug Moe (above). Karl was inducted into the Naismith Hall of Fame in 2022.



# ALL-TIME NBA ROSTER BY TEAM

## ATLANTA HAWKS

Tyler Zeller	2019
Vince Carter	2018-20
Jerry Stackhouse	2011-12
Marvin Williams	2005-12
Rasheed Wallace	2004
Shammond Williams	1998-99
Kenny Smith	1990
Dudley Bradley	1988-89
Al Wood	1981-82

## BOSTON CELTICS

Justin Jackson	2022-23
Tyler Zeller	2014-17
Brandon Wright	2014-15
Rasheed Wallace	2009-10
Shammond Williams	2002-03
Joseph Forte	2001-02
Eric Montross	1994-96
Matt Wenstrom	1993-94
Joe Wolf	1992
Rick Fox	1991-97
Dave Popson	1990-91
Bob McAdoo	1979
Charlie Scott	1975-77
Bones McKinney	1950-52

## BROOKLYN/NEW JERSEY NETS

<b>Cameron Johnson</b>	<b>2023-</b>
<b>Day/Ron Sharpe</b>	<b>2021-</b>
Theo Pinson	2018-20
Ed Davis	2018-19
Tyler Zeller	2017-18
Wayne Ellington	2015-16
Jerry Stackhouse	2012-13
Brandon Wright	2011
Jeff McInnis	2005-07
Vince Carter	2004-09
Hubert Davis	2004
Eric Montross	1997
Dudley Bradley	1987-88
Tom LaGarde	1984
Phil Ford	1982
Bob McAdoo	1981
Mike O'Koren	1980-86, 1987-88

## CHARLOTTE HORNETS/BOBCATS

<b>Leaky Black</b>	<b>2023-</b>
Marcus Paige	2017-18
Tyler Hansbrough	2015-16
Marvin Williams	2014-20
P.J. Hairston	2014-16
Brendan Haywood (Bobcats)	2012-14
Jeff McInnis (Bobcats)	2007-08
Raymond Felton (Bobcats)	2005-10
Sean May (Bobcats)	2005-09
Joe Wolf (Hornets)	1994-95, 1999
J.R. Reid (Hornets)	1989-92, 1997-99

## CHICAGO BULLS

Tony Bradley	2021-23
<b>Coby White</b>	<b>2019-</b>
Scott Williams	1990-94
Michael Jordan	1984-93, 1996-98
Dudley Bradley	1982-83

## CLEVELAND CAVALIERS

<b>Pete Nance</b>	<b>2023-</b>
Ed Davis	2021-22
John Henson	2018-20
Brendan Haywood	2014-15
Wayne Ellington	2013
Tyler Zeller	2012-14
Antawn Jamison	2010-12
Danny Green	2009-10, 2023
Jawad Williams	2008-11
Jeff McInnis	2004-05
Scott Williams	2004-05
Pete Chilcutt	2000
J.R. Reid	2000
Brad Daugherty	1986-94
Geff Crompton	1983-84
Bobby Lewis	1970-71

## DALLAS MAVERICKS

<b>Theo Pinson</b>	<b>2021-</b>
Reggie Bullock	2021-23
Justin Jackson	2019-20, 2021
Harrison Barnes	2016-19
Raymond Felton	2014-16
Wayne Ellington	2013-14
Vince Carter	2011-14

Brandon Wright	2011-14
Brendan Haywood	2010-12
Jerry Stackhouse	2004-09
Scott Williams	2004
Antawn Jamison	2003-04
Hubert Davis	1997-2001
Eric Montross	1996-97
Al Wood	1986-87
Sam Perkins	1984-90
Tom LaGarde	1980-82

## DENVER NUGGETS

Raymond Felton	2011
Ty Lawson	2009-15
Shammond Williams	2003
Scott Williams	2001-02
Kenny Smith	1997
Jeff McInnis	1996
Walter Davis	1988-91, 91-92
Joe Wolf	1990-92, 1997-98
Charlie Scott	1978-80
Geff Crompton	1978-79
John Kuester	1978-79
Tom LaGarde	1977-78
Bobby Jones	1976-78

## DETROIT PISTONS

Wayne Ellington	2020-21
Tony Bradley	2020-21
John Henson	2020
Wayne Ellington	2019
Reggie Bullock	2015-19
Rasheed Wallace	2004-09
Hubert Davis	2002-04
Jerry Stackhouse	1997-2002
Eric Montross	1997-2001
Kenny Smith	1996
Pete Chilcutt	1994
Bob McAdoo	1979-81

## GOLDEN STATE/SAN FRANCISCO/PHILADELPHIA WARRIORS

James Michael McAdoo	2014-17
Harrison Barnes	2012-16
Brandon Wright	2007-11
Antawn Jamison	1998-2003
Clifford Rozier	1994-96
Bobby Lewis (SF)	1967-70
York Larese (PHIL)	1961-62
Lennie Rosenbluth (PHIL)	1957-59

## HOUSTON ROCKETS

Brandon Wright	2018
Ty Lawson	2015-16
Pete Chilcutt	1994-96
Kenny Smith	1990-96
Phil Ford	1983-84

## INDIANA PACERS


Ty Lawson	2016
Tyler Hansbrough	2009-13
Sam Perkins	1998-2001
Dudley Bradley	1979-81
John Kuester	1979-80
Darrell Elston	1976-77

## LOS ANGELES/SAN DIEGO CLIPPERS (BUFFALO BRAVES)


Brice Johnson	2016-18
Raymond Felton	2016-17
Alex Stepheson	2016
Reggie Bullock	2013-14
Antawn Jamison	2013-14
Jeff McInnis	2000-02
Pete Chilcutt	2000
Dave Popson	1988-89
Joe Wolf	1987-90
Al Wood (SD)	1982-83
Bob McAdoo (BUF)	1972-76

## LOS ANGELES LAKERS


Wayne Ellington	2014-15, 2021-22
Danny Green	2019-20
Reggie Bullock	2019
Travis Wear	2018
Ed Davis	2014-15
Kendall Marshall	2013-14
Antawn Jamison	2012-13
Shammond Williams	2006-07
J.R. Reid	1999
Rick Fox	1997-2004
George Lynch	1993-96



Michael Jordan



James Worthy



Kenny Smith

Hugh Morton



**ALL-TIME NBA ROSTER BY TEAM**

Sam Perkins	1990-93
Steve Bucknall	1989-90
James Worthy	1982-94
Mitch Kupchak	1981-86
Bob McAdoo	1981-85
Charlie Scott	1977-78

**MEMPHIS/VANCOUVER GRIZZLIES**

Danny Green	2022-23
Tyler Zeller	2019
Brice Johnson	2018
P.J. Hairston	2016
Alex Stepheson	2016
Brandon Wright	2015-18
Vince Carter	2014-17
Ed Davis	2013-14
Wayne Ellington	2012-13
Makhtar Ndiaye (VAN)	1999
Pete Chilcutt (VAN)	1996-99
George Lynch (VAN)	1996-98

**MIAMI HEAT**

Wayne Ellington	2016-19
Jerry Stackhouse	2010
Dave Popson	1989

**MILWAUKEE BUCKS**

Justin Jackson	2021
Marvin Williams	2020
Tyler Zeller	2018
Kendall Marshall	2014-15
John Henson	2012-18
Jerry Stackhouse	2010
David Noel	2006-07
Scott Williams	1999-2001
J.R. Reid	1999-2000
Joe Wolf	1996-97
Dave Popson	1992
Dudley Bradley	1986-87
Phil Ford	1982-83
Geff Crompton	1981-82

**MINNESOTA TIMBERWOLVES**

Ed Davis	2020-22
Wayne Ellington	2009-12
Rashad McCants	2005-09
Clifford Rozier	1997

**NEW ORLEANS/CHARLOTTE PELICANS/HORNETS**

Larry Drew II	2018
Shammond Williams	2004
George Lynch	2001-05

**NEW YORK KNICKS**

Theo Pinson	2020-21
Reggie Bullock	2019-21
Wayne Ellington	2019-20
Isaiah Hicks	2017-19
Travis Wear	2014-15
Rasheed Wallace	2012-13
Raymond Felton	2010-11, 2012-14
J.R. Reid	1996
Hubert Davis	1992-96
Bob McAdoo	1976-79
Pete Brennan	1958-59

**OKLAHOMA CITY THUNDER/SEATTLE SONICS**

Tony Bradley (OKC)	2021
Justin Jackson (OKC)	2020-21
Raymond Felton (OKC)	2017-19
Joseph Forte (SEA)	2002-03
Shammond Williams (SEA)	1999-2002
Sam Perkins (SEA)	1993-98
Al Wood (SEA)	1983-86
Tom LaGarde (SEA)	1978-80

**ORLANDO MAGIC**

<b>Cole Anthony</b>	<b>2020-</b>
Vince Carter	2009-10
Shammond Williams	2003-04
Clifford Rozier	1996-97
Kenny Smith	1996-97
Joe Wolf	1995-96

**PHILADELPHIA 76ERS  
(SYRACUSE NATIONALS)**

<b>Danny Green</b>	<b>2020-22, 2023-</b>
Tony Bradley	2020
James Michael McAdoo	2017-18
Kendall Marshall	2015-16
Larry Drew II	2014-15, 2018
George Lynch	1998-2001

Jerry Stackhouse	1995-97
Scott Williams	1994-99
Bob McAdoo	1986
Bobby Jones	1978-86
Billy Cunningham	1965-72, 1974-76
Lee Shaffer (SYR/PHIL)	1961-64
Tommy Kearns (SYR)	1958-59

**PHOENIX SUNS**

Justin Jackson	2022
Cameron Johnson	2019-23
Brandan Wright	2015
Reggie Bullock	2014-15
Kendall Marshall	2012-13
Vince Carter	2009-10
Scott Williams	2002-04
Dudley Bradley	1981-82
Walter Davis	1977-88
Bill Chamberlain	1973-74
Charlie Scott	1972-75

**PORTLAND TRAIL BLAZERS**

<b>Nassir Little</b>	<b>2019-</b>
Ed Davis	2015-18
Raymond Felton	2011-12
Jeff McInnis	2002-04
Rasheed Wallace	1996-2004
Joe Wolf	1992-93
Walter Davis	1991
Geff Crompton	1980-81

**SACRAMENTO/KANSAS CITY KINGS**

<b>Harrison Barnes</b>	<b>2019-</b>
Justin Jackson	2017-19
Vince Carter	2017-18
Ty Lawson	2016-17
David Wear	2015
Sean May	2009-10
Rashad McCants	2009
Kevin Salvadori	1996-98
Derrick Phelps	1995
Pete Chilcutt	1991-94
Kenny Smith	1987-90
Phil Ford (KC)	1978-82
John Kuester (KC)	1977-78

**SAN ANTONIO SPURS**

<b>Reggie Bullock</b>	<b>2023-</b>
Tyler Zeller	2020
Danny Green	2010-18
J.R. Reid	1992-96
Jeff Lebo	1989
Geff Crompton	1982-83
Rich Yonakor	1982
George Karl	1976-78

**TORONTO RAPTORS**

Danny Green	2018-19
Tyler Hansbrough	2013-15
Ed Davis	2010-13
Eric Montross	2001-02
Vince Carter	1998-2004
Clifford Rozier	1997
Hubert Davis	1996-97

**UTAH JAZZ**

<b>Walker Kessler</b>	<b>2022-</b>
Ed Davis	2019-20
Tony Bradley	2017-20
Marvin Williams	2012-14
Pete Chilcutt	1999-2000


**WASHINGTON/BALTIMORE WIZARDS/BULLETS  
(CHICAGO PACKERS/ZEPHYRS)**

Ty Lawson	2018
Antawn Jamison	2004-10
Jerry Stackhouse	2002-04
Brendan Haywood	2001-10
Michael Jordan	2001-03
Hubert Davis	2001-02
Jeff McInnis	1999
Rasheed Wallace	1995-96
Mike O'Koren	1986-87
Dudley Bradley	1984-86
Mitch Kupchak	1976-81
York Larese (CHI)	1961
John Dillon (WASH)	1949-50
Bones McKinney (WASH)	1949-50

as of September 20, 2023



**Vince Carter**



**Hubert Davis**




**Antawn Jamison**




**NBA DRAFT HISTORY**


Year	Player	NBA Team	Round	# Pick	# Overall
1947	Fritz Nagy*	Pittsburgh Ironmen	n/a	n/a	n/a
1948	Hook Dillon	Chicago Stags	n/a	n/a	n/a
1948	Norman Kohler	Indianapolis Olympians	n/a	n/a	n/a
1948	Bob Paxton	Indianapolis Olympians	n/a	n/a	n/a
1957	Lennie Rosenbluth	Philadelphia Warriors	1st	6	6
1958	Pete Brennan	New York Knicks	1st	4	4
1958	Joe Quigg	New York Knicks	2nd	4	12
1958	Tommy Kearns	Syracuse Nationals	4th	6	29
1960	Lee Shaffer	Syracuse Nationals	1st	5	5
1960	Doug Moe	Detroit Pistons	7th	4	52
1961	York Larese	Chicago Packers	2nd	11	20
1961	Doug Moe	Chicago Packers	2nd	13	22
1961	Dick Kopley	St. Louis Hawks	11th	7	98
1962	Jim Hudock	Philadelphia Warriors	6th	7	50
1962	Ken McComb	Philadelphia Warriors	10th	6	84
1962	Donnie Walsh	Philadelphia Warriors	11th	5	89
1963	Larry Brown	Baltimore Bullets	7th	2	55
1965	Billy Cunningham	Philadelphia 76ers	1st	4	4
1966	Bob Bennett	New York Knicks	13th	1	101
1967	Bob Lewis	San Francisco Warriors	4th	8	39
1967	Mark Mirken	New York Knicks	11th	4	117
1968	Larry Miller	Philadelphia 76ers	5th	12	62
1969	Bill Bunting	New York Knicks	2nd	11	26
1969	Dick Grubar	Los Angeles Lakers	6th	12	83
1969	Rusty Clark	Detroit Pistons	11th	4	145
1970	Charles Scott	Boston Celtics	7th	4	106
1971	Lee Dedmon	Los Angeles Lakers	5th	13	81
1972	Robert McAdoo	Buffalo Braves	1st	2	2
1972	Dennis Wuycik	Boston Celtics	2nd	14	27
1972	Bill Chamberlain	Golden State Warriors	3rd	13	43
1972	Steve Previs	Boston Celtics	7th	14	111
1972	Kim Huband	Buffalo Braves	13th	2	176
1972	Craig Corson	Buffalo Braves	14th	2	182
1973	George Karl	New York Knicks	4th	14	66
1973	Donn Johnston	Buffalo Braves	18th	1	207
1974	Bobby Jones	Houston Rockets	1st	5	5
1974	Darrell Elston	Atlanta Hawks	3rd	7	43
1974	John O'Donnell	New York Knicks	10th	14	174
1975	Donald Washington	New York Knicks	5th	8	80
1975	Ed Stahl	Kansas City-Omaha Kings	5th	13	85
1976	Mitch Kupchak	Washington Bullets	1st	13	13
1977	Walter Davis	Phoenix Suns	1st	5	5
1977	Tommy LaGarde	Denver Nuggets	1st	9	9
1977	John Kuester	Kansas City Kings	3rd	9	53
1977	Bruce Buckley	San Antonio Spurs	6th	15	125
1978	Phil Ford	Kansas City Kings	1st	2	2
1978	Geff Crompton	Kansas City Kings	4th	4	70
1978	Tom Zaliagiris	Milwaukee Bucks	8th	12	164
1979	Dudley Bradley	Indiana Pacers	1st	13	13
1980	Mike O'Koren	New Jersey Nets	1st	6	6
1980	John Virgil	Golden State Warriors	3rd	3	49
1980	Rich Yonakor	San Antonio Spurs	3rd	15	61
1980	Jeff Wolf	Milwaukee Bucks	4th	17	86
1980	Dave Colescott	Utah Jazz	7th	2	140
1981	Al Wood	Atlanta Hawks	1st	4	4
1981	Pete Budko	Dallas Mavericks	5th	1	93
1981	Mike Pepper	San Diego Clippers	6th	8	123
1982	James Worthy	Los Angeles Lakers	1st	1	1
1982	Jimmy Black	New Jersey Nets	3rd	13	59
1982	Chris Brust	Denver Nuggets	6th	16	131
1982	Jeb Barlow	Denver Nuggets	7th	15	153
1983	Jimmy Braddock	Denver Nuggets	5th	14	107
1984	Michael Jordan	Chicago Bulls	1st	3	3
1984	Sam Perkins	Dallas Mavericks	1st	4	4
1984	Matt Doherty	Cleveland Cavaliers	6th	8	119
1984	Cecil Exum	Denver Nuggets	9th	10	194
1985	Buzz Peterson	Cleveland Cavaliers	7th	8	147
1986	Brad Daugherty	Cleveland Cavaliers	1st	1	1
1986	Warren Martin	Cleveland Cavaliers	4th	3	73
1986	Steve Hale	New Jersey Nets	4th	11	81
1987	Kenny Smith	Sacramento Kings	1st	6	6
1987	Joe Wolf	Los Angeles Clippers	1st	13	13
1987	Dave Popson	Detroit Pistons	4th	19	88
1987	Curtis Hunter	Denver Nuggets	7th	18	156
1989	J.R. Reid	Charlotte Hornets	1st	5	5



**Rasheed  
Wallace,  
1995**



**Vince  
Carter,  
1998**



**Marvin  
Williams,  
2005**




**NBA DRAFT HISTORY**

1991	Rick Fox	Boston Celtics	1st	24	24
1991	Pete Chilcutt	Sacramento Kings	1st	27	27
1992	Hubert Davis	New York Knicks	1st	20	20
1993	George Lynch	Los Angeles Lakers	1st	12	12
1994	Eric Montross	Boston Celtics	1st	9	9
1994	Clifford Rozier**	Golden State Warriors	1st	16	16
1995	Jerry Stackhouse	Philadelphia 76ers	1st	3	3
1995	Rasheed Wallace	Washington Bullets	1st	4	4
1996	Jeff McInnis	Denver Nuggets	2nd	8	37
1997	Serge Zwikker	Houston Rockets	2nd	1	29
1998	Antawn Jamison	Toronto Raptors	1st	4	4
1998	Vince Carter	Golden State Warriors	1st	5	5
1998	Shammond Williams	Chicago Bulls	2nd	5	34
2001	Brendan Haywood	Cleveland Cavaliers	1st	20	20
2001	Joseph Forte	Boston Celtics	1st	21	21
2005	Marvin Williams	Atlanta Hawks	1st	2	2
2005	Raymond Felton	Charlotte Bobcats	1st	5	5
2005	Sean May	Charlotte Bobcats	1st	13	13
2005	Rashad McCants	Minnesota Timberwolves	1st	14	14
2006	David Noel	Milwaukee Bucks	2nd	9	39
2007	Brandan Wright	Charlotte Bobcats	1st	8	8
2007	Reyshawn Terry	Orlando Magic	2nd	14	44
2009	Tyler Hansbrough	Indiana Pacers	1st	13	13
2009	Ty Lawson	Minnesota Timberwolves	1st	18	18
2009	Wayne Ellington	Minnesota Timberwolves	1st	28	28
2009	Danny Green	Cleveland Cavaliers	2nd	16	46
2010	Ed Davis	Toronto Raptors	1st	13	13
2012	Harrison Barnes	Golden State Warriors	1st	7	7
2012	Kendall Marshall	Phoenix Suns	1st	13	13
2012	John Henson	Milwaukee Bucks	1st	14	14
2012	Tyler Zeller	Dallas Mavericks	1st	17	17
2013	Reggie Bullock	Los Angeles Clippers	1st	25	25
2014	P.J. Hairston	Miami Heat	1st	26	26
2015	J.P. Tokoto	Philadelphia 76ers	2nd	28	58
2016	Brice Johnson	Los Angeles Clippers	1st	25	25
2016	Marcus Paige	Brooklyn Nets	2nd	25	55
2017	Justin Jackson	Portland Trail Blazers	1st	15	15
2017	Tony Bradley	Los Angeles Lakers	1st	28	28
2019	Coby White	Chicago Bulls	1st	7	7
2019	Cameron Johnson	Phoenix Suns	1st	11	11
2019	Nassir Little	Portland Trail Blazers	1st	25	25
2020	Cole Anthony	Orlando Magic	1st	15	15
2021	Day'Ron Sharpe	Phoenix Suns	1st	29	29
2022	Walker Kessler	Memphis Grizzlies	1st	22	22

\* Nagy played one season at UNC before World War II, then finished his career at Akron.

\*\* Rozier played one season at UNC before transferring to Louisville.

\*\*\*Kessler played one season at UNC before transferring to Auburn.



**Harrison Barnes, 2012**



**Justin Jackson, 2017**



**Coby White, 2019**

**NBA First Round Draft Picks**

- 58 – Kentucky
- 55 – Duke
- 54 – North Carolina
- 43 – UCLA
- 37 – Kansas

**NBA Draft Picks, All Rounds**

- 141 – Kentucky
- 128 – UCLA
- 119 – North Carolina
- 109 – Duke
- 91 – Kansas

**NBA First Round Draft Picks (ACC)**

- 55 – Duke
- 54 – North Carolina
- 24 – Louisville
- 24 – Syracuse
- 21 – Notre Dame
- 19 – Georgia Tech
- 16 – NC State
- 16 – Florida State
- 15 – Wake Forest
- 11 – Virginia
- 10 – Boston College
- 7 – Clemson
- 5 – Miami
- 5 – Pitt
- 2 – Virginia Tech

**Multiple First-Round Picks, ACC Schools**

Duke 13 times, UNC 12, Florida State 2, Boston College 1, Georgia Tech 1, Maryland 3, NC State 1, South Carolina 1, Virginia 1, Wake Forest 1

**Three or More First-Round Picks, ACC Schools**

Duke 6 times  
UNC 4 times (2005, 2009, 2012, 2019)



**Michael Jordan, 1984**

Chicago Bulls



**NBA AWARD WINNERS**

**NBA MOST VALUABLE PLAYER**

1974-75	Bob McAdoo	Buffalo Braves
1987-88	Michael Jordan	Chicago Bulls
1990-91	Michael Jordan	Chicago Bulls
1991-92	Michael Jordan	Chicago Bulls
1995-96	Michael Jordan	Chicago Bulls
1997-98	Michael Jordan	Chicago Bulls

**NBA COACH OF THE YEAR**

1987-88	Doug Moe	Denver Nuggets
2000-01	Larry Brown	Philadelphia 76ers

**NBA ROOKIE OF THE YEAR**

1972-73	Bob McAdoo	Buffalo Braves
1977-78	Walter Davis	Phoenix Suns
1978-79	Phil Ford	Kansas City Kings
1984-85	Michael Jordan	Chicago Bulls
1998-99	Vince Carter	Toronto Raptors

**NBA DEFENSIVE PLAYER OF THE YEAR**

1987-88	Michael Jordan	Chicago Bulls
---------	----------------	---------------

**NBA SIXTH MAN AWARD**

1982-83	Bobby Jones	Philadelphia 76ers
2003-04	Antawn Jamison	Dallas Mavericks

**NBA FINALS MOST VALUABLE PLAYER**

1988	James Worthy	Los Angeles Lakers
1991	Michael Jordan	Chicago Bulls
1992	Michael Jordan	Chicago Bulls
1993	Michael Jordan	Chicago Bulls
1996	Michael Jordan	Chicago Bulls
1997	Michael Jordan	Chicago Bulls
1998	Michael Jordan	Chicago Bulls


**ALL-NBA TEAM**

1968-69	Billy Cunningham	Philadelphia 76ers	First-team
1969-70	Billy Cunningham	Philadelphia 76ers	First-team
1970-71	Billy Cunningham	Philadelphia 76ers	First-team
1971-72	Billy Cunningham	Philadelphia 76ers	Second-team
1973-74	Bob McAdoo	Buffalo Braves	Second-team
1974-75	Bob McAdoo	Buffalo Braves	First-team
1977-78	Walter Davis	Phoenix Suns	Second-team
1978-79	Walter Davis	Phoenix Suns	Second-team
	Phil Ford	Kansas City Kings	Second-team
1984-85	Michael Jordan	Chicago Bulls	Second-team
1986-87	Michael Jordan	Chicago Bulls	First-team
1987-88	Michael Jordan	Chicago Bulls	First-team
1988-89	Michael Jordan	Chicago Bulls	First-team
1989-90	Michael Jordan	Chicago Bulls	First-team
	James Worthy	Los Angeles Lakers	Third-team
1990-91	Michael Jordan	Chicago Bulls	First-team
	James Worthy	Los Angeles Lakers	Third-team
1991-92	Michael Jordan	Chicago Bulls	First-team
	Brad Daugherty	Cleveland Cavaliers	Third-team
1992-93	Michael Jordan	Chicago Bulls	First-team
1995-96	Michael Jordan	Chicago Bulls	First-team
1996-97	Michael Jordan	Chicago Bulls	First-team
1997-98	Michael Jordan	Chicago Bulls	First-team
1999-00	Vince Carter	Toronto Raptors	Third-team
2000-01	Vince Carter	Toronto Raptors	Second-team

**Totals:** 25 All-NBA Team Selections (14 first-team, seven second-team, four third-team)

**NBA ALL-ROOKIE TEAM**

1972-73	Bob McAdoo	Buffalo Braves	First-team
1976-77	Mitch Kupchak	Washington Bullets	First-team
1977-78	Walter Davis	Phoenix Suns	First-team
1978-79	Phil Ford	Kansas City Kings	First-team
1982-83	James Worthy	Los Angeles Lakers	First-team




Michael Jordan — Six-time NBA Finals MVP and five-time NBA MVP



2005 NBA All-Stars Antawn Jamison and Vince Carter



**NBA AWARD WINNERS**



**Seven-time All-Star & 1988 NBA Finals MVP James Worthy**

1984-85	Michael Jordan	Chicago Bulls	First-team
	Sam Perkins	Dallas Mavericks	First-team
1986-87	Brad Daugherty	Cleveland Cavaliers	First-team
1987-88	Kenny Smith	Sacramento Kings	First-team
1989-90	J.R. Reid	Charlotte Hornets	Second-team
1991-92	Rick Fox	Boston Celtics	Second-team
1994-95	Eric Montross	Boston Celtics	Second-team
1995-96	Jerry Stackhouse	Philadelphia 76ers	First-team
	Rasheed Wallace	Washington Bullets	Second-team
1998-99	Vince Carter	Toronto Raptors	First-team
	Antawn Jamison	Golden State Warriors	Second-team
2005-06	Raymond Felton	Charlotte Bobcatss	Second-team
	Marvin Williams	Atlanta Hawks	Second-team
2012-13	Harrison Barnes	Golden State Warriors	First-team
	Tyler Zeller	Cleveland Cavaliers	Second-team
2019-20	Coby White	Chicago Bulls	Second-team
<b>Totals: 21 All-Rookie Team Selections (12 1st-team, nine 2nd-team)</b>			

**NBA ALL-DEFENSIVE TEAM**

1976-77	Bobby Jones	Denver Nuggets	First-team
1977-78	Bobby Jones	Denver Nuggets	First-team
1978-79	Bobby Jones	Philadelphia 76ers	First-team
1979-80	Bobby Jones	Philadelphia 76ers	First-team
1980-81	Bobby Jones	Philadelphia 76ers	First-team
	Dudley Bradley	Indiana Pacers	Second-team
1981-82	Bobby Jones	Philadelphia 76ers	First-team
1982-83	Bobby Jones	Philadelphia 76ers	First-team
1983-84	Bobby Jones	Philadelphia 76ers	First-team
1984-85	Bobby Jones	Philadelphia 76ers	Second-team
1987-88	Michael Jordan	Chicago Bulls	First-team
1988-89	Michael Jordan	Chicago Bulls	First-team
1989-90	Michael Jordan	Chicago Bulls	First-team
1990-91	Michael Jordan	Chicago Bulls	First-team
1991-92	Michael Jordan	Chicago Bulls	First-team
1992-93	Michael Jordan	Chicago Bulls	First-team
1995-96	Michael Jordan	Chicago Bulls	First-team
1996-97	Michael Jordan	Chicago Bulls	First-team
1997-98	Michael Jordan	Chicago Bulls	First-team
2016-17	Danny Green	San Antonio Spurs	Second-team

**Totals: 20 All-Defensive Team Selections (17 first-team, three second-team)**

**NBA ALL-STAR GAME**

Player	Number (Years)
Vince Carter	8 (2000, 2001, 2002, 2003, 2004, 2005, 2006, 2007)
Billy Cunningham	4 (1969, 1970, 1971, 1972)
Brad Daugherty	5 (1988, 1989, 1991, 1992, 1993)
Walter Davis	6 (1978, 1979, 1980, 1981, 1984, 1987)
Antawn Jamison	2 (2005, 2008)
Bobby Jones	4 (1977, 1978, 1981, 1982)
Michael Jordan	14 (1985, 1986, 1987, 1988*, 1989, 1990, 1991, 1992, 1993, 1996*, 1997, 1998*, 2002, 2003)
Bob McAdoo	5 (1974, 1975, 1976, 1977, 1978)
Charlie Scott	3 (1973, 1974, 1975)
Lee Shaffer	1 (1963)
Jerry Stackhouse	2 (2000, 2001)
Rasheed Wallace	4 (2000, 2001, 2006, 2008)
James Worthy	7 (1986, 1987, 1988, 1989, 1990, 1991, 1992)

\*Indicates NBA All-Star Game MVP

**ABA ALL-STAR GAME**

Player	Number (Years)
Larry Brown	3 (1968*, 1969, 1970)
Billy Cunningham	1 (1973)
Bobby Jones	1 (1976)
Doug Moe	3 (1968, 1969, 1970)
Charlie Scott	2 (1971, 1972)

\*Indicates ABA All-Star Game MVP

(source: NBA)

**ABA MOST VALUABLE PLAYER**

1972-73 Billy Cunningham Carolina Cougars

**ABA ROOKIE OF THE YEAR**

1970-71 Charles Scott Virginia Squires

**ABA COACH OF THE YEAR**

1972-73 Larry Brown Carolina Cougars

1974-75 Larry Brown Denver Nuggets

1975-76 Larry Brown Denver Nuggets

**All-ABA TEAM**

Larry Brown (2nd team)

Billy Cunningham (1st team)

Bobby Jones (2nd team)

Doug Moe (1st team, 2nd team)

Charlie Scott (1st team, 2nd team)



**Billy Cunningham was one of four Tar Heels named to the NBA 75th Anniversary Team in 2021.**

**TAR HEEL NBA RETIRED JERSEYS**

Player	Team
Billy Cunningham (No 32 and coach)	Philadelphia 76ers
Brad Daugherty (No. 43)	Cleveland Cavaliers
Walter Davis (No. 6)	Phoenix Suns
Bobby Jones (No. 24)	Philadelphia 76ers
Michael Jordan (No. 23)	Chicago Bulls
Doug Moe (coach)	Denver Nuggets
James Worthy (No. 42)	Los Angeles Lakers



**CAROLINA BASKETBALL HISTORICAL FACTS & FIGURES**

**Seasons:** 113  
**All-Time:** 2343-852 (.733)  
**ACC Regular-Season:** 741-310 (.705)  
**All-Time Home:** 1,037-197 (.840)  
**Dean E. Smith Center:** 463-86 (.843)  
**Smith Center ACC:** 240-68 (.779)  
**Smith Center Non-Conference:** 223-18 (.925)

---

**ACC Regular-Season Titles (32)**  
 1956, 1957, 1959, 1960, 1961, 1967, 1968, 1969, 1971, 1972, 1976, 1977, 1978, 1979, 1982, 1983, 1984, 1985, 1987, 1988, 1993, 1995, 2001, 2005, 2007, 2008, 2009, 2011, 2012, 2016, 2017, 2019

---

**ACC Tournament Record:** 106-51 (.675)

---

**ACC Tournament Titles (18)**  
 1957, 1967, 1968, 1969, 1972, 1975, 1977, 1979, 1981, 1982, 1989, 1991, 1994, 1997, 1998, 2007, 2008, 2016

---

**NCAA Tournament Record:** 131-49 (.728)

---

**NCAA Tournament Appearances (52)**  
 1941, 1946, 1957, 1959, 1967, 1968, 1969, 1972, 1975, 1976, 1977, 1978, 1979, 1980, 1981, 1982, 1983, 1984, 1985, 1986, 1987, 1988, 1989, 1990, 1991, 1992, 1993, 1994, 1995, 1996, 1997, 1998, 1999, 2000, 2001, 2004, 2005, 2006, 2007, 2008, 2009, 2011, 2012, 2013, 2014, 2015, 2016, 2017, 2018, 2019, 2021, 2022

---

**NCAA Championships (6)**  
 1957, 1982, 1993, 2005, 2009, 2017

---

**NCAA Title Game Appearances (12)**  
 1946, 1957, 1968, 1977, 1981, 1982, 1993, 2005, 2009, 2016, 2017, 2022

---

**NCAA Final Fours (21)**  
 1946, 1957, 1967, 1968, 1969, 1972, 1977, 1981, 1982, 1991, 1993, 1995, 1997, 1998, 2000, 2005, 2008, 2009, 2016, 2017, 2022

---

**NCAA Regional Final or Elite Eights (29)**  
 1941, 1946, 1957, 1967, 1968, 1969, 1972, 1977, 1981, 1982, 1983, 1985, 1987, 1988, 1991, 1993, 1995, 1997, 1998, 2000, 2005, 2007, 2008, 2009, 2011, 2012, 2016, 2017, 2022

---

**NCAA Regional Semifinals/Sweet 16s (37)**  
 1941, 1946, 1957, 1967, 1968, 1969, 1972, 1975, 1977, 1981, 1982, 1983, 1984, 1985, 1986, 1987, 1988, 1989, 1990, 1991, 1992, 1993, 1995, 1997, 1998, 2000, 2005, 2007, 2008, 2009, 2011, 2012, 2015, 2016, 2017, 2019, 2022

---

**Helms Foundation National Champions:** 1924

---

**NIT Champions:** 1971

**National Players of the Year (11 players, 13 seasons)**  
 Jack Cobb 1924, George Glamack 1940-41, Lennie Rosenbluth 1957, Phil Ford 1978, James Worthy 1982, Michael Jordan 1983-84, Kenny Smith 1987, Jerry Stackhouse 1995, Antawn Jamison 1998, Sean May 2005, Tyler Hansbrough 2009

---

**Naismith Hall of Fame (12)**  
 Ben Carnevale 1970, Frank McGuire 1977, Dean Smith 1983, Billy Cunningham 1986, Bob McAdoo 2000, Larry Brown 2002, James Worthy 2003, Roy Williams 2007, Michael Jordan 2009, Charlie Scott 2018, Bobby Jones 2019, George Karl 2022

---

**First-Team All-Americans 39 players, 63 times**  
**Most Recent:** Justin Jackson, 2017

---

**Consensus First-Team All-Americans (18 players, 27 times)**  
 Cartwright Carmichael 1923-24, Jack Cobb 1924-25-26, George Glamack 1940-41, Lennie Rosenbluth 1957, Larry Miller 1968, Robert McAdoo 1972, Phil Ford 1977-78, James Worthy 1982, Sam Perkins 1983-84, Michael Jordan 1983-84, Kenny Smith 1987, J.R. Reid 1988, Jerry Stackhouse 1995, Antawn Jamison 1998, Joseph Forte 2001, Tyler Hansbrough 2007-08-09, Brice Johnson 2016, Justin Jackson 2017

---

**Final Four MVPs (5)**  
 James Worthy 1982, Donald Williams 1993, Sean May 2005, Wayne Ellington 2009, Joel Berry II 2017

---

**National Coaches of the Year (13 times)**  
 Frank McGuire 1957, Dean Smith 1977-79-82-83, Bill Guthridge 1998, Matt Doherty 2001, Roy Williams 2005-06-09-17-19, Hubert Davis 2022

---

**First-Team All-ACC (52 players, 80 times)**  
**Most Recent:** Armando Bacot 2022 and 2023

---

**ACC Players of the Year (15 times)**  
 Lennie Rosenbluth 1957, Pete Brennan 1958, Lee Shaffer 1960, Billy Cunningham 1965, Larry Miller 1967-68, Mitch Kupchak 1976, Phil Ford 1978, Michael Jordan 1984, Antawn Jamison 1998, Joseph Forte co-winner 2001, Tyler Hansbrough 2008, Ty Lawson 2009, Tyler Zeller 2012, Justin Jackson 2017

---


**ACC Rookies of the Year (9)**  
 Sam Perkins 1981, Michael Jordan 1982, J.R. Reid 1987, Ed Cota 1997, Joseph Forte 2000, Marvin Williams 2005, Tyler Hansbrough 2006, Brandon Wright 2007, Harrison Barnes 2011

---

**ACC Tournament MVPs (19 times)**  
 Lennie Rosenbluth 1957, Larry Miller 1967-68, Charles Scott 1969, Lee Dedmon 1971, Robert McAdoo 1972, Phil Ford 1975, John Kuester 1977, Dudley Bradley 1979, Sam Perkins 1981, James Worthy 1982, J.R. Reid 1989, Rick Fox 1991, Jerry Stackhouse 1994, Shammond Williams 1997, Antawn Jamison 1998, Brandon Wright 2007, Tyler Hansbrough 2008, Joel Berry II 2016

**UNC'S ALL-TIME RANKINGS**

	National Rank	Total
<b>Wins</b>	3rd	2,343
<b>Winning Percentage</b>	2nd	.733
<b>NCAA Tournament Titles</b>	3rd	6
<b>Final Fours</b>	1st	21
<b>NCAA Tournaments</b>	2nd	52
<b>NCAA Tournament Games</b>	2nd	180
<b>NCAA Tournament Wins</b>	2nd	131
<b>NCAA Tournament Win Pct.</b>	2nd	.728
<b>ACC Regular-Season Titles</b>	1st	32
<b>ACC Regular-Season Wins</b>	1st	741
<b>ACC Tournament Titles</b>	2nd	18
<b>ACC Tournament Finals</b>	1st	35
<b>ACC Tournament Wins</b>	2nd	106
<b>NBA First-Round Draft Picks</b>	2nd	54
<b>NBA Draft Picks</b>	3rd	118
<b>1,000-Point Scorers</b>	1st	81
<b>Olympic Gold Medalists</b>	1st	10



**1993 Final Four MVP Donald Williams**

Hugh Morton



**2007 ACC Rookie of the Year & ACC Tournament MVP Brandan Wright**

Jeffrey Camarot



**TEAM RECORDS: SEASON**

**MOST GAMES PLAYED**

40 in 2016-17 (33-7)
40 in 2015-16 (33-7)
39 in 2021-22 (29-10)
39 in 2007-08 (36-3)
38 six times (2014-15, 2011-12, 2008-09, 2006-07, 1997-98, 1992-93)

**MOST WINS (30 or more)**

36 in 2007-08 (36-3)
34 in 2008-09 (34-4)
34 in 1997-98 (34-4)
34 in 1992-93 (34-4)
33 in 2016-17 (33-7)
33 in 2015-16 (33-7)
33 in 2004-05 (33-4)
32 in 2011-12 (32-6)
32 in 1986-87 (32-4)
32 in 1981-82 (32-2)
32 in 1956-57 (32-0)
31 in 2006-07 (31-7)
30 in 1945-46 (30-5)

**MOST WINS WITHOUT A LOSS IN A SEASON**

32 in 1956-57 (Ties NCAA Record w/ Indiana, 1975-76)
--

**MOST CONSECUTIVE WINS**

37 (32 games in 1956-57 and five games in 1957-58) (ACC Record)
34 (1923-25)
21 (1985-86)
21 (1983-84)
20 (1967-68)

**MOST LOSSES**

20 in 2001-02 (8-20)
19 in 2019-20 (14-19)
17 in 2009-10 (20-17)
16 in 2002-03 (19-16)
15 in 1951-52 (12-15)
15 in 1950-51 (12-15)

**MOST POINTS SCORED**

3,454 in 2007-08
3,413 in 2008-09
3,377 in 2016-17
3,331 in 1988-89
3,311 in 2015-16

**HIGHEST SCORING AVERAGE/GAME**

91.3 in 1986-87 (3,285 points in 36 games)
90.0 in 1988-89 (3,331 points in 37 games)
89.8 in 2008-09 (3,413 points in 38 games)
89.1 in 1971-72 (2,762 points in 31 games)
88.9 in 1969-70 (2,399 points in 27 games)
88.9 in 1968-69 (2,844 points in 32 games)

**HIGHEST AVERAGE SCORING MARGIN**

17.8 points in 2008-09 (89.8-72.0)
17.8 points in 1992-93 (86.1-68.3)
17.7 points in 2004-05 (88.0-70.3)
17.7 points in 1971-72 (89.1-71.4)
17.6 points in 1985-86 (86.6-69.0)

**LOWEST SCORING AVERAGE/GAME IN ACC ERA**

66.7 in 1981-82 (2,269 points in 34 games)
68.5 in 1953-54 (1,439 points in 21 games)
71.4 in 1998-99 (2,428 points in 34 games)
71.8 in 1957-58 (1,867 points in 26 games)
71.9 in 1980-81 (2,660 points in 37 games)

**LOWEST SCORING AVERAGE/GAME IN SHOT CLOCK ERA (beginning with 1985-86 season)**

71.4 in 1998-99 (2,428 points in 34 games)
72.1 in 2002-03 (2,524 points in 35 games)
72.2 in 2019-20 (2,381 points in 33 games)
72.2 in 2001-02 (2,022 points in 28 games)
74.5 in 2009-10 (2,758 points in 37 games)

**MOST POINTS ALLOWED**

2,949 in 1988-89
2,828 in 2007-08
2,824 in 2016-17
2,801 in 2015-16
2,780 in 2021-22

**HIGHEST SCORING AVERAGE/GAME ALLOWED**

79.7 in 1988-89 (2,949 points in 37 games)
78.9 in 2001-02 (2,208 points in 28 games)
78.8 in 1969-70 (2,128 points in 27 games)
78.0 in 1974-75 (2,417 points in 31 games)
77.9 in 1989-90 (2,650 points in 34 games)

**MOST FIELD GOALS MADE**

1,250 in 2007-08 (ACC record)
1,238 in 1986-87
1,235 in 2015-16
1,228 in 1988-89
1,226 in 2016-17

**MOST FIELD GOALS ATTEMPTED**

2,633 in 2016-17
2,564 in 2007-08
2,561 in 2015-16
2,509 in 2008-09
2,473 in 2011-12

**HIGHEST FIELD GOAL PERCENTAGE**

.559 in 1985-86 (1,197 of 2,140) (ACC Record)
.543 in 1983-84 (966 of 1,779)
.540 in 1984-85 (1,039 of 1,925)
.537 in 1986-87 (1,238 of 2,304)
.537 in 1976-77 (1,054 of 1,961)

**MOST THREE-POINT FIELD GOALS MADE**

328 in 2021-22
312 in 2018-19
305 in 2017-18
290 in 2002-03
283 in 2016-17

**MOST THREE-POINT FIELD GOALS ATTEMPTED**

916 in 2021-22
862 in 2018-19
849 in 2017-18
822 in 2002-03
798 in 2016-17

**HIGHEST THREE-POINT FIELD GOAL PERCENTAGE**

.437 in 1982-83 (132 of 302)
.436 in 1986-87 (213 of 488)
.430 in 1987-88 (169 of 393)
.410 in 1994-95 (266 of 648)
.403 in 2004-05 (277 of 687)

**LOWEST THREE-POINT FIELD GOAL PERCENTAGE**

.304 in 2019-20 (181 of 595)
.312 in 2022-23 (234 of 751)
.318 in 2020-21 (162 of 509)
.327 in 2015-16 (224 of 685)
.328 in 2010-11 (190 of 580)

**MOST FREE THROWS MADE**

817 in 1956-57
739 in 200 8-09
738 in 2007-08
724 in 2004-05
700 in 1971-72

**MOST FREE THROWS ATTEMPTED**

1,165 in 1956-57 (ACC Record)
1,008 in 1993-94
998 in 2004-05
983 in 2008-09
975 in 2007-08

**HIGHEST FREE THROW PERCENTAGE**

.783 in 1983-84 (551 of 704)
.764 in 2021-22 (558 of 730)
.761 in 1984-85 (569 of 748)
.758 in 1959-60 (542 of 715)
.757 in 2007-08 (738 of 975)



Phil Ford

Hugh Morton Jr.

**LOWEST FREE THROW PERCENTAGE IN ACC ERA**

.626 in 2013-14 (552 of 882)
.629 in 1953-54 (441 of 701)
.635 in 1954-55 (595 of 637)
.653 in 2009-10 (558 of 854)
.657 in 1977-78 (497 of 756)
.657 in 1963-64 (399 of 607)

**MOST REBOUNDS**

1,749 in 2016-17
1,711 in 2011-12
1,695 in 2007-08
1,624 in 2015-16
1,608 in 2021-22

**HIGHEST REBOUNDING AVERAGE PER GAME**

49.9 in 1960-61 (1,148 rebounds, 23 games)
48.8 in 1963-64 (1,171 rebounds, 24 games)
48.1 in 1955-56 (1,106 rebounds, 23 games)
47.2 in 1967-68 (1,511 rebounds, 32 games)
47.0 in 1966-67 (1,505 rebounds, 32 games)

**HIGHEST REBOUNDING MARGIN**

12.3 in 2016-17 (43.7 to 31.4)
11.0 in 2007-08
10.8 in 1956-57
10.4 in 2020-21
10.4 in 2018-19
10.4 in 2011-12

**MOST ASSISTS**

855 in 1972-73 (ACC Record)
800 in 1985-86
788 in 1988-89
782 in 1986-87
722 in 2016-17

**HIGHEST ASSIST AVERAGE PER GAME**

25.9 in 1972-73 (855 assists, 33 games) (ACC Record)
24.2 in 1973-74 (677 assists, 28 games)
23.5 in 1985-86 (800 assists, 34 games)
22.0 in 1971-72 (683 assists, 31 games)
21.7 in 1986-87 (782 assists, 36 games)

**MOST BLOCKED SHOTS**

221 in 2011-12
219 in 1993-94
209 in 2009-10
204 in 2010-11
196 in 2008-09

**MOST STEALS**

362 in 2004-05
357 in 1992-93
356 in 1976-77
325 in 2008-09
319 in 1986-87



**TEAM RECORDS: SINGLE-GAME**



**Ed Cota scored the winner in the 45-44 win at NC State in 1997, UNC's fewest points in the shot clock era.**

\*ACC Tournament game  
^NCAA Tournament game

~NIT game

**MOST POINTS SCORED**

- 129 vs. VMI, Dec. 17, 1994 (129-89)
- 129 vs. Manhattan, Dec. 27, 1985 (129-45) in Miami, Fla.
- 128 vs. Dartmouth, Dec. 5, 1972 (128-86) in Greensboro
- 127 vs. Rice, Dec. 2, 1971 (127-69)
- 127 vs. Richmond, Dec. 8, 1965 (127-76)

**MOST POINTS SCORED IN A HALF**

- 77 vs. VMI, Dec. 17, 1994 (1st half: 77-42)

**FEWEST POINTS SCORED IN A HALF**

- 0 at Duke, Feb. 24, 1979 (1st half: 0-7)

**LARGEST HALFTIME LEAD**

- 47 vs. Florida Atlantic, Dec. 19, 2006 (65-18)

**LARGEST MARGIN OF VICTORY**

- 84 vs. Manhattan, Dec. 27, 1985 (129-45) in Miami, Fla. (ACC record)
- 69 vs. Davidson, Feb. 7, 1945 (89-20)
- 68 vs. UNC Asheville, Nov. 30, 2008 (116-48)
- 68 vs. The Citadel, Feb. 18, 1991 (118-50)
- 65 vs. Florida Southern, Dec. 1, 1969 (112-47)

**MOST POINTS SCORED IN A LOSS**

- 114 vs. Wake Forest, Dec. 20, 2003 (114-119, 3 OT)
- 100 vs. Kentucky, Dec. 17, 2016 (100-103) in Las Vegas
- 97 vs. Iowa, Jan. 7, 1989 (97-98)
- 97 vs. West Virginia, Dec. 31, 1965 (97-102) in Raleigh
- 96 at Florida State, Feb. 27, 1992 (96-110)
- 96 vs. Wake Forest, Nov. 27, 1976 (96-97) in Greensboro
- 96 vs. Duke, Jan. 3, 1975 (96-99) in Greensboro

**LARGEST MARGIN OF DEFEAT**

- 43 at Lynchburg Elks, Feb. 20, 1915 (20-63)
- 40 at Maryland, Feb. 22, 2003 (56-96)
- 40 vs. NC State, Feb. 19, 1949 (39-79)
- 40 vs. Virginia, Feb. 9, 1914 (27-67) in Raleigh

**FEWEST POINTS SCORED**

- 8 at NC State, Feb. 18, 1926 (8-17)
- 13 at Roanoke, Feb. 9, 1916 (13-45)
- 14 vs. Duke, Feb. 1, 1930 (14-36)
- 14 at Virginia Tech, Feb. 19, 1919 (14-37)
- 15 on several occasions

**FEWEST POINTS SCORED, SHOT CLOCK ERA (1985-86 to present)**

- 43 at Virginia, Feb. 27, 2017 (43-53)
- 45 vs. Michigan State, Nov. 26, 2017 (45-63) in Portland, Ore.
- 45 at Syracuse, Jan. 11, 2014 (45-57)
- 45 at NC State, Feb. 12, 1997 (45-44)
- 46 vs. NC State, Feb. 24, 2015 (46-58)
- 45-second clock from 1985-86 through 1992-93;

35-second clock from 1993-94 through 2014-15; 30-second clock beginning in 2015-16

**FEWEST POINTS SCORED IN ACC ERA (1953-54 to present)**

- \*20 vs. Duke, March 4, 1966 (20-21) in Raleigh
- 39 at NC State, Dec. 28, 1957 (39-30)
- 40 at Duke, Feb. 24, 1979 (40-47)
- 43 at Virginia, Feb. 27, 2017 (43-53)
- 44 three times, most recently vs. Villanova, March 24, 1985 (44-56) in Birmingham, Ala.

**MOST POINTS, BOTH TEAMS**

- 233 vs. Wake Forest, Dec. 20, 2003 (114-119, 3OT)
- 231 vs. Kentucky, Dec. 27, 1989 (121-110) in Louisville, Ky.
- ^220 vs. Loyola Marymount, March 19, 1988 (123-97) in Salt Lake City, Utah
- 219 at Tulane, Feb. 14, 1976 (113-106)
- 218 vs. VMI, Dec. 17, 1994 (129-89)

**FEWEST POINTS, BOTH TEAMS**

- 24 vs. Elon, Jan. 11, 1915 (15-9)
- 25 at NC State, Feb. 18, 1926 (8-17)
- 29 vs. Davidson, Feb. 24, 1930 (19-10)
- 32 at NC State, Feb. 12, 1927 (19-13)
- 32 vs. Durham YMCA, Dec. 15, 1915 (18-14)

**FEWEST POINTS, BOTH TEAMS IN SHOT CLOCK ERA**

- 89 at NC State, Feb. 12, 1997 (45-44)
- 92 vs. Wake Forest, Jan. 23, 1999 (52-40)
- 92 vs. Princeton, Dec. 13, 1997 (50-42)
- 94 vs. Boston College, Feb. 19, 2011 (48-46)
- 96 at Virginia, Feb. 27, 2017 (43-53)

**MOST FIELD GOALS MADE**

- 57 vs. Manhattan, Dec. 27, 1985 (57 of 78) in Miami, Fla.
- 56 vs. Dartmouth, Dec. 5, 1972 (56 of 93) in Greensboro
- 53 vs. VMI, Dec. 17, 1994 (53 of 80)
- 52 vs. Rice, Dec. 12, 1971 (52 of 76)
- 52 vs. Richmond, Dec. 8, 1965 (52 of 83)

**FEWEST FIELD GOALS MADE IN ACC ERA**

- \*7 vs. Duke, March 4, 1966 (7 of 15) in Raleigh
- 10 at NC State, Dec. 28, 1957 (10 of 22)
- 12 at Georgia Tech, Feb. 11, 1980 (12 of 32)
- 12 at Duke, Feb. 4, 1954
- 12 vs. Oregon State, Dec. 30, 1953 (12 of 49) in Raleigh

**MOST FIELD GOAL ATTEMPTS**

- 102 vs. Clemson, Dec. 4, 1954 (38 of 102)
- 101 vs. Virginia, Feb. 6, 1968 (51 of 101)
- 97 at South Carolina, Feb. 1, 1958 (44 of 97)
- 95 at South Carolina, Feb. 1, 1958 (44 of 97)
- 95 at Tulane, Feb. 14, 1976 (43 of 95)

**HIGHEST FIELD GOAL PERCENTAGE**

- ^ .790 vs. Loyola Marymount, March 19, 1988 (49 of 62) in Salt Lake City
- .767 at Virginia, Jan. 7, 1978 (33 of 43)
- .754 vs. Old Dominion, Dec. 1, 1992 (43 of 57)
- .750 vs. Dartmouth, Dec. 21, 1983 (45 of 60)
- .736 vs. Wake Forest, Feb. 8 1986 (39 of 53)

**BEST FIELD GOAL PERCENTAGE IN A HALF (NCAA Record)**

- .941 at Virginia, Jan. 7, 1978 (16 of 17, 2nd half)

**LOWEST FIELD GOAL PERCENTAGE**

- .245 vs. Oregon State, Dec. 30, 1953 (12 of 49) in Raleigh
- .246 vs. Michigan State, Nov. 26, 2017 (15 of 61) in Portland, Ore.
- \*.253 vs. Wake Forest, March 2, 1956 (19 of 75) in Raleigh
- .257 at NC State, Dec. 31, 1955 (19 of 74)
- .260 at Alabama, Jan. 4, 1955 (19 of 73)

**THREE-POINT FIELD GOALS**

- 1982-83 distance 17 feet, 9 inches
- 1986-87 through 2007-08 distance 19 feet, 9 inches
- 2008-09 to 2018-19 distance 20 feet, 9 inches
- 2019-20 to present distance 22 feet, 1.75 inches

**MOST THREE-POINT FIELD GOALS MADE**

- 17 vs. Florida State, Jan. 25, 1995 (17 of 25)
- 16 at Wake Forest, Feb. 16, 2019 (16 of 25)
- 16 vs. Virginia Tech (Jan. 21, 2019 (16 of 34)
- 16 vs. Western Carolina, Dec. 6, 2017 (16 of 22)
- 16 vs. Maryland, Feb. 3, 2009 (16 of 25)
- 16 vs. North Carolina A & T, Dec. 27, 2001 (16 of 33)

**FEWEST THREE-POINT FIELD GOALS MADE**

- 0 vs. Princeton, Dec. 13, 1997 (0 for 4)
- ^0 vs. Alabama, March 21, 1992 (0 for 6) in Cincinnati, Ohio
- 0 at Duke, Jan. 18, 1989 (0 for 2)
- 0 at NC State, Jan. 24, 1988 (0 for 2)
- 0 vs. Fordham, Jan. 6, 1988 (0 for 1) in Greensboro
- 1 many times (most attempts with one made three-pointer is 18 vs. Michigan State, Nov. 26, 2018, in Portland, Ore.)

**MOST THREE-POINT ATTEMPTS**

- 36 vs. Syracuse, Feb. 28, 2022 (14 of 36) in overtime
- 35 vs. Davidson, Jan. 8, 2003 (13 of 35)
- 34 vs. Virginia Tech, Jan. 21, 2019 (16 of 34)
- 34 at Clemson, Feb. 15, 2003 (12 of 34)
- 34 vs. Wake Forest, Feb. 2, 2003 (10 of 34)
- 34 vs. Hampton, Nov. 16, 2001 (6 of 34)

**FEWEST THREE-POINT ATTEMPTS**

- 1 vs. Fordham, Jan. 6, 1988 (0 for 1) in Greensboro
- 2 at Duke, Jan. 18, 1989 (0 for 2)
- 2 at NC State, Jan. 24, 1988 (0 for 2)
- 3 vs. Duke, Feb. 5, 1998 (2 for 3)
- 3 at Duke, March 4, 1990 (1 for 3)
- 4 on seven occasions

**HIGHEST THREE-POINT PERCENTAGE (min. 5 three-pointers made)**

- .889 vs. Stetson, Dec. 3, 1986 (8 of 9)
- .875 vs. Texas, Dec. 5, 1992 (7 of 8) in Charlotte
- .857 at Virginia, Jan. 14, 1987 (6 of 7)
- .833 vs. NC State, Jan. 5, 1994 (5 of 6)
- .800 at Duke, March 5, 1983 (12 of 15)

**HIGHEST THREE-POINT PERCENTAGE (min. 10 three-pointers made)**

- .800 at Duke, March 5, 1983 (12 of 15)
- .733 vs. Wake Forest, Feb. 22, 2014 (11 of 15)
- .727 vs. Western Carolina, Dec. 6, 2017 (16 of 22)
- .706 vs. Hofstra, Nov. 18, 2010 (12 of 17) in San Juan, P.R.
- .688 at Appalachian State, Nov. 17, 2000 (11 of 16)

**HIGHEST THREE-POINT PERCENTAGE (min. 10 three-point attempts)**

- .800 at Duke, March 5, 1983 (12 of 15)
- .733 vs. Wake Forest, Feb. 22, 2014 (11 of 15)
- .727 vs. Western Carolina, Dec. 6, 2017 (16 of 22)
- .706 vs. Hofstra, Nov. 18, 2010 (12 of 17) in San Juan, P.R.
- .700 vs. Maryland, Feb. 10, 2001 (7 of 10)
- ^ .700 vs. Oklahoma, March 17, 1990 (7 of 10) in Austin, Texas

**HIGHEST THREE-POINT PERCENTAGE (min. 20 three-point attempts)**

- .727 vs. Western Carolina, Dec. 6, 2017 (16 of 22)
- .680 vs. Florida State, Jan. 25, 1995 (17 of 25)
- .640 at Wake Forest, Feb. 16, 2019 (16 of 25)
- .640 vs. Maryland, Feb. 3, 2009 (16 of 25)
- .619 at Florida State, Jan. 22, 2006 (13 of 21)



**TEAM RECORDS: SINGLE-GAME**



Rasheed Wallace (right) and UNC scored a school-record 129 points vs. VMI on December 17, 1994.



Carolina protected the ball and committed just four turnovers in the 2017 NCAA title game vs. Gonzaga, the second-best performance in school NCAA history.

**LOWEST THREE-POINT PERCENTAGE  
(min. 10 three-point attempts)**

- .056 vs. Michigan State, Nov. 26, 2017 (1 of 18) in Portland, Ore.
- .063 at Wake Forest, Feb. 11, 2020 (1 of 16)
- .063 vs. LSU, Dec. 18, 1996 (1 of 16) in Greensboro
- .071 at Virginia, Dec. 8, 2019 (1 of 14)
- .071 vs. Duke, March 9, 2013 (1 of 14)

**MOST FREE THROWS MADE**

- 43 vs. South Carolina, Dec. 5, 1959 (43 of 53)
- 43 at NC State, Jan. 15, 1957 (43 of 51)
- 41 vs. Clemson, Jan. 28, 1998 (41 of 59)
- \*37 vs. Clemson, March 11, 2005 (37 of 47) in Washington, D.C.
- 37 vs. Louisville, Dec. 17, 1998 (37 of 54)
- 37 at Nevada, Dec. 30, 1987 (37 of 47)
- 37 vs. Syracuse, Jan. 8, 1983 (37 of 48) in Charlotte
- 37 at NC State, Feb. 24, 1976 (37 of 46)
- 37 at NC State, Feb. 18, 1958 (37 of 46)

**MOST FREE THROW ATTEMPTS**

- 59 vs. Clemson, Jan. 28, 1998 (41 of 59)
- 59 at Clemson, Jan. 14, 1956 (33 of 59)
- 54 vs. Louisville, Dec. 17, 1998 (37 of 54)
- 54 at Duke, March 1, 1957 (36 of 54)
- 53 vs. South Carolina, Dec. 5, 1959 (43 of 53)

**FEWEST FREE THROWS MADE**

- 2 at Duke, Feb. 4, 2023 (2 of 3)
- 2 vs. Michigan, Dec. 1, 2021 (2 of 3)
- 2 vs. Clemson, March 2, 2004 (2 of 4)
- 2 at Wake Forest, Jan. 23, 1999 (2 of 6)
- ^2 vs. Utah, March 28, 1998 (2 of 7) in San Antonio, Texas
- 2 vs. Duke, Jan. 17, 1990 (2 of 12)
- \*2 vs. NC State, March 8, 1987 (2 of 4) in Landover, Md.

**FEWEST FREE THROW ATTEMPTS**

- 3 vs. Michigan, Dec. 1, 2021 (2 of 3)
- ^4 vs. George Mason, March 19, 2006 (4 of 4) in Dayton, Ohio
- 4 vs. Clemson, March 2, 2004 (2 of 4)
- \*4 vs. NC State, March 8, 1987 (2 of 4) in Landover, Md.
- 5 five times, most recently at Duke, March 3, 2018 (4 of 5)

**HIGHEST FREE THROW PERCENTAGE  
(MIN. 10 ATT.)**

- 1.000 vs. Duke, March 7, 2015 (13 of 13)
- 1.000 at LSU, Feb. 10, 1985 (13 of 13)
- 1.000 vs. Wisconsin, Nov. 23, 2016 (12 of 12) in Lahaina, Maui
- 1.000 at Georgia Tech, Jan. 29, 2000 (12 of 12)
- 1.000 vs. Wake Forest, Feb. 24, 1998 (12 of 12)
- \*1.000 at Georgia Tech, March 10, 1985 (12 of 12)
- 1.000 vs. Maryland, Feb. 19, 1984 (12 of 12)
- 1.000 vs. Rutgers, Dec. 22, 1980 (11 of 11) in Charlotte
- .964 vs. Niagara, Dec. 30, 1978 (27 of 28) in Rochester, N.Y.
- .958 vs. NC State, March 11, 2007 (23 of 24) in Tampa

**LOWEST FREE THROW PERCENTAGE  
(MIN. 10 ATTEMPTS)**

- .167 vs. Duke, Jan. 17, 1990 (2 of 12)
- .273 at Wake Forest, Feb. 16, 2019 (3 of 11)
- .300 vs. South Florida, Dec. 3, 1979 (3 of 10) in St. Petersburg, Fla.
- .316 at Virginia, Feb. 24, 1964 (6 of 19)
- .364 at UAB, Dec. 1, 2013 (4 of 11)
- .364 at Virginia, Feb. 25, 2001 (4 of 11)
- .364 vs. Duke, Dec. 2, 1978 (4 of 11) in Greensboro

**MOST REBOUNDS**

- 78 vs. Furman, Dec. 4, 1956
- 74 vs. Clemson, Feb. 16, 1968, in Charlotte
- 73 at Tulane, Dec. 10, 1964
- 72 vs. Nicholls, Dec. 19, 2011
- 72 vs. Clemson, Dec. 4, 1954

**MOST OFFENSIVE REBOUNDS  
(STATISTIC FIRST KEPT IN 1986-87)**

- 32 at Pittsburgh, Dec. 20, 1993
- 31 vs. Nicholls, Dec. 19, 2011
- 30 vs. Mississippi Valley State, Nov. 20, 2011
- 28 vs. Boston College, Jan. 4, 2009
- 28 vs. LSU, Dec. 19, 1996 in Greensboro

**MOST DEFENSIVE REBOUNDS  
(STATISTIC FIRST KEPT IN 1986-87)**

- ^47 vs. Loyola Marymount, March 19, 1988 in Salt Lake City, Utah
- 42 at College of Charleston, Nov. 16, 2021
- ^42 vs. Long Island, March 25, 2011 in Newark, N.J.
- 42 vs. Oregon, Nov. 25, 2008 in Maui
- ^42 vs. Navy, March 15, 1998 in Hartford, Conn.
- 42 at VMI, Dec. 15, 1996

**MOST ASSISTS**

- 41 vs. Manhattan, Dec. 27, 1985 in Miami, Fla. (*ties NCAA record*)
- 41 vs. Rice, Dec. 2, 1971
- 40 at East Tennessee State, Dec. 20, 1975
- 40 vs. Dartmouth, Dec. 5, 1972 in Greensboro
- 39 vs. Howard, Nov. 29, 1975

**MOST TURNOVERS**

- 39 at Indiana, Dec. 12, 1964
- ^36 vs. Drake, March 22, 1969, in Louisville, Ky.
- 34 at NC State, Feb. 15, 1966
- ~33 vs. Purdue, March 16, 1974, in New York, N.Y.
- 31 at Tulane, Feb. 14, 1976 (4OT)
- 31 at Yale, Dec. 21, 1974
- 31 vs. Maryland, Jan. 30, 1971

**FEWEST TURNOVERS**

- 2 vs. Duke, Feb. 8, 2018
- ^2 vs. Fairfield, March 13, 1997 in Winston-Salem
- \*3 vs. Virginia, March 7, 1982 in Greensboro
- 3 at Duke, Feb. 24, 1979
- 3 at Duke, Fe. 26, 1977
- ^4 vs. Gonzaga, April 3, 2017 in Phoenix (national championship game)
- ^4 vs. Wisconsin, March 26, 2015 in Los Angeles
- 4 at Pitt, Feb. 14, 2015

**MOST BLOCKED SHOTS**

- 18 vs. Stanford, Dec. 20, 1985 (*ties ACC record*)
- 15 vs. Northern Kentucky, Dec. 27, 2013
- 15 at Duke, March 8, 2008
- 14 vs. VMI, Dec. 17, 1994
- 14 vs. Virginia, Feb. 19, 1994
- 14 vs. NC State, Jan. 5, 1994

**MOST STEALS**

- 23 at Tulane, Feb. 14, 1976
- 21 vs. The Citadel, Nov. 24, 1991
- 21 vs. Clemson, Jan. 5, 1977, in Greensboro
- 20 on five occasions, most recently vs. UNC Asheville, Dec. 28, 2005

**MOST PERSONAL FOULS**

- 38 vs. NC State, Jan. 19, 1954
- ^36 vs. Texas A&M, March 9, 1980 in Denton, Texas
- 34 at Maryland, Feb. 17, 1971
- 33 at Louisville, Jan. 31, 2015
- \*33 vs. Maryland, March 8, 1958 in Raleigh

**FEWEST PERSONAL FOULS**

- 5 vs. Princeton, Dec. 22, 1996
- 6 vs. UNC Asheville, Dec. 28, 1995
- 6 vs. UNC Asheville, Dec. 31, 1994
- 6 vs. Pittsburgh, Nov. 29, 1994
- \*6 vs. Duke, March 4, 1966, in Raleigh

**MOST OVERTIMES**

- 4 vs. Alabama, Nov. 27, 2022 (L, 101-103) (*ties ACC record*)
- 4 at Tulane, Feb. 14, 1976 (W, 113-106) (*ties ACC record*)
- 3 vs. Wake Forest, Dec. 20, 2003 (L, 114-119)
- 3 vs. Tulane, Nov. 30, 1982 (W, 70-68)
- 3 at Duke, March 2, 1968 (L, 86-87)
- ^3 vs. Kansas, March 23, 1957 (W, 54-53) in Kansas City, Mo.
- ^3 vs. Michigan State, March 22, 1957 (W, 74-70) in Kansas City, Mo.



**SCORING RECORDS**



Jack Morton

**Coby White posted three of the top five scoring games by a Tar Heel freshman in 2018-19.**



**Charlie Scott (right, with Dean Smith) scored 731 points as a senior and was named ACC Athlete of the Year in 1969-70.**

**SINGLE-GAME**

**MOST POINTS SCORED (40 or more)**

49	Bob Lewis vs. Florida State, Dec. 16, 1965
48	Billy Cunningham vs. Tulane, Dec. 10, 1964
47	Lennie Rosenbluth vs. Furman, Dec. 3, 1956
45*	Lennie Rosenbluth vs. Clemson, March 7, 1957, in Raleigh
45	Lennie Rosenbluth vs. William & Mary, Feb. 7, 1956
45	Lennie Rosenbluth at Clemson, Jan. 14, 1956
45	George Glamack vs. Clemson, Feb. 10, 1941
43	Charlie Scott vs. Wake Forest, Jan. 17, 1970
43	Bob Lewis vs. Richmond, Dec. 8, 1965
42	Shammond Williams at Georgia Tech, Feb. 8, 1998
41	Kenny Smith at Clemson, Jan. 28, 1987
41*	Charlie Scott vs. Virginia, March 5, 1970, in Charlotte
40*	Harrison Barnes vs. Clemson, March 12, 2011 in Greensboro
40	Tyler Hansbrough vs. Georgia Tech, Feb. 15, 2006
40*	Charlie Scott vs. Duke, March 8, 1969, in Charlotte
40	Billy Cunningham vs. Maryland, Jan. 13, 1964
40	Lennie Rosenbluth at Duke, March 1, 1957

**MOST 40-POINT GAMES, CAREER**

5	Lennie Rosenbluth (47, 45, 45, 45, 40)
3	Charlie Scott (43, 41, 40)
2	Bob Lewis (49, 43)
2	Billy Cunningham (48, 40)
1	Harrison Barnes (40), Tyler Hansbrough (40), Shammond Williams (42), Kenny Smith (41), George Glamack (45)

**MOST CONSECUTIVE 40-POINT GAMES**

2	Lennie Rosenbluth (40 at Duke, March 1, 1957; *45 vs. Clemson, March 7, 1957, in Raleigh)
---	---

**MOST CONSECUTIVE 30-POINT GAMES**

5	Bob Lewis (34 vs. William and Mary, Dec. 4, 1965; 30 at Ohio State, Dec. 6, 1965; 43 vs. Richmond, Dec. 8, 1965; 33 at Vanderbilt, Dec. 11, 1965; 49 vs. Florida State, Dec. 16, 1965)
4	Charles Scott, 1969-70
3	Lennie Rosenbluth, 1956-57 (twice)
2	Antawn Jamison, 1997-98
2	Hubert Davis, 1991-92
2	Brad Daugherty, 1985-86
2	Phil Ford, 1977-78
2	Dennis Wuycik, 1970-71
2	Charles Scott, 1969-70
2	Larry Miller, 1966-67 (twice)
2	Bob Lewis, 1965-66 (twice)
2	Billy Cunningham, 1964-65 (twice)
2	York Larese, 1960-61
2	Lennie Rosenbluth, 1956-57

**TWO TAR HEELS SCORING 30 POINTS IN SAME GAME**

Jan. 4, 2016	• at Florida State (Brice Johnson 39, Marcus Paige 30)
Feb. 8, 1998	• at Georgia Tech (Shammond Williams 42, Antawn Jamison 31)
Dec. 8, 1965	• vs. Richmond (Bob Lewis 43, Larry Miller 32)
Dec. 6, 1965	• at Ohio State (Larry Miller 33, Bob Lewis 30)
Feb. 9, 1965	• vs. Wake Forest (Billy Cunningham 35, Bob Lewis 35)
Jan. 16, 1965	• at Virginia (Bob Lewis 35, Billy Cunningham 33)
Dec. 14, 1964	• vs. Vanderbilt in Greensboro (Bob Lewis 31, Billy Cunningham 30)
Jan. 11, 1955	• vs. Virginia (Lennie Rosenbluth 32, Tony Radovich 30)

**MOST 20-POINT GAMES, CAREER**

79	Tyler Hansbrough, 2005-09 (ACC record)
63	Lennie Rosenbluth, 1954-57
60	Larry Miller, 1965-68
58	Phil Ford, 1974-78
50	Charlie Scott, 1967-70
50	Billy Cunningham, 1962-65

**MOST CONSECUTIVE 20-POINT GAMES**

20	Lennie Rosenbluth in 1956-57
13	Charlie Scott in 1969-70
13	Lennie Rosenbluth in 1955-56
12	Bob Lewis in 1965-66
10	Larry Miller in 1966-67

**MOST POINTS SCORED — ACC REGULAR-SEASON GAME**

45	Lennie Rosenbluth at Clemson, Jan. 14, 1956
----	---

**MOST POINTS SCORED — ACC TOURNAMENT CAREER**

196	Lennie Rosenbluth, 1954-57 (6 games)
-----	--------------------------------------

**MOST POINTS SCORED — ACC TOURNAMENT GAME**

45*	Lennie Rosenbluth vs. Clemson, quarterfinal, March 7, 1957, in Raleigh (ACC record)
-----	---

**MOST POINTS SCORED — ACC CHAMPIONSHIP GAME**

40*	Charlie Scott vs. Duke, March 8, 1969, in Charlotte (ACC record)
-----	--

**MOST POINTS SCORED — NCAA TOURNAMENT CAREER**

325	Tyler Hansbrough, 2005-09 (17 games)
-----	--------------------------------------

**MOST POINTS SCORED — NCAA TOURNAMENT GAME**

39^A	Al Wood vs. Virginia, March 28, 1981, NCAA semifinal in Philadelphia
39^A	Lennie Rosenbluth vs. Canisius, March 15, 1957, East Regional semifinal in Philadelphia

**MOST POINTS SCORED — NCAA CHAMPIONSHIP GAME**

28^A	James Worthy vs. Georgetown, March 29, 1982, in New Orleans
------	---

**MOST POINTS SCORED — SMITH CENTER GAME**

40	Tyler Hansbrough vs. Georgia Tech, Feb. 15, 2006
----	--

**MOST POINTS SCORED — BY A FRESHMAN**

40*	Harrison Barnes vs. Clemson, March 12, 2011, in Greensboro (ACC record)
40	Tyler Hansbrough vs. Georgia Tech, Feb. 15, 2006 (ACC record)
34	Cole Anthony vs. Notre Dame, Nov. 6, 2019
34	Coby White vs. Syracuse, Feb. 26, 2019
33	Coby White vs. Miami, Feb. 9, 2019
33	Coby White vs. Texas, Nov. 22, 2018, in Las Vegas
31	Antawn Jamison at Maryland, Jan. 6, 1996
31^A	J.R. Reid vs. Notre Dame, March 19, 1987, in East Rutherford, N.J.
31	J.R. Reid vs. NC State, Jan. 18, 1987
31	Sam Perkins vs. Rutgers, Dec. 22, 1980, in Charlotte
31^A	Mike O'Koren vs. UNLV, March 26, 1977, in Atlanta, Ga.
31	Walter Davis vs. Duke, March 2, 1974



**SCORING RECORDS**



**Tyler Hansbrough is the leading scorer in Carolina and ACC history and led the Tar Heels to the 2009 NCAA championship.**


**SEASON**

**MOST POINTS SCORED – SEASON (600 or more)**

897	Lennie Rosenbluth, 1956-57
882	Tyler Hansbrough, 2007-08
822	Antawn Jamison, 1997-98
740	Bobby Lewis, 1965-66
731	Justin Jackson, 2016-17
731	Charlie Scott, 1969-70
721	Michael Jordan, 1982-83
717	Larry Miller, 1967-68
714	Charlie Scott, 1968-69
707	Hubert Davis, 1991-92
704	Tyler Hansbrough, 2008-09
700	Larry Miller, 1966-67
699	Tyler Hansbrough, 2006-07
690	Joseph Forte, 2000-01
687	Brad Daugherty, 1985-86
678	Brice Johnson, 2015-16
669	Al Wood, 1980-81
668	Antawn Jamison, 1996-97
652	Jerry Stackhouse, 1994-95
648	Harrison Barnes, 2011-12
647	Wayne Ellington, 2007-08
647	Sean May, 2004-05
637	Shammond Williams, 1997-98
<b>635</b>	<b>Armando Bacot, 2021-22</b>
625	Luke Maye, 2017-18
625	Phil Ford, 1977-78
623	Brad Daugherty, 1984-85
623	Billy Cunningham, 1963-64
621	Caleb Love, 2021-22
621	Tyler Zeller, 2011-12
617	Joel Berry, 2017-18
617	Phil Ford, 1976-77
614	Lennie Rosenbluth, 1955-56
609	Billy Cunningham, 1964-65
608	Cameron Johnson, 2018-19
607	Michael Jordan, 1983-84
604	Robert McAdoo, 1971-72
602	Wayne Ellington, 2008-09
600	Joseph Forte, 1999-2000
600	Eric Montross, 1992-93

**HIGHEST SCORING AVERAGE (20.0 points or more)**

28.0	Lennie Rosenbluth, 1956-57
27.4	Bobby Lewis, 1965-66
27.1	Charlie Scott, 1969-70
26.7	Lennie Rosenbluth, 1955-56
26.0	Billy Cunningham, 1963-64
25.5	Lennie Rosenbluth, 1954-55
25.4	Billy Cunningham, 1964-65
23.1	York Larese, 1960-61
22.7	Billy Cunningham, 1962-63
22.6	Tyler Hansbrough, 2007-08
22.4	Larry Miller, 1967-68
22.3	Charlie Scott, 1968-69
22.2	Antawn Jamison, 1997-98



**Antawn Jamison, 1995-98**



**1982 NCAA champs Sam Perkins, James Worthy & Michael Jordan**

21.9	Larry Miller, 1966-67
21.4	Hubert Davis, 1991-92
21.3	Pete Brennan, 1957-58
21.0	Bobby Lewis, 1964-65
20.9	Joseph Forte, 2000-01
20.9	Larry Miller, 1965-66
20.8	Phil Ford, 1977-78
20.7	Tyler Hansbrough, 2008-09
20.6	George Glamack, 1940-41
20.4	Doug Moe, 1960-61
20.2	Brad Daugherty, 1985-86
20.0	Rashad McCants, 2003-04
20.0	Michael Jordan, 1982-83

**MOST POINTS IN A SEASON (by class)**

<b>Senior</b>	897 by Lennie Rosenbluth, 1956-57
<b>Junior</b>	882 by Tyler Hansbrough, 2007-08
<b>Sophomore</b>	721 by Michael Jordan, 1982-83
<b>Freshman</b>	600 by Joseph Forte, 1999-00

**HIGHEST SCORING AVERAGE IN A SEASON (by class)**

<b>Senior</b>	28.0 by Lennie Rosenbluth, 1956-57
<b>Junior</b>	27.4 by Bob Lewis, 1965-66
<b>Sophomore</b>	25.5 by Lennie Rosenbluth, 1954-55
<b>Freshman</b>	18.9 by Tyler Hansbrough, 2005-06

**MOST POINTS BY TWO PLAYERS (same season)**

1,529	Tyler Hansbrough (882) and Wayne Ellington (647), 2007-08
1,459	Antawn Jamison (822) and Shammond Williams (637), 1997-98
1,414	Antawn Jamison (822) and Vince Carter (592), 1997-98
1,368	Lennie Rosenbluth (897) and Pete Brennan (471), 1956-57
1,314	Michael Jordan (721) and Sam Perkins (593), 1982-83

**MOST POINTS BY THREE PLAYERS (same season)**

2,051	Antawn Jamison (822), Shammond Williams (637) and Vince Carter (592), 1997-98
1,976	Tyler Hansbrough (882), Wayne Ellington (647) and Danny Green (447), 2007-08
1,887	Tyler Hansbrough (704), Wayne Ellington (602) and Ty Lawson (581), 2008-09
1,845	<b>Armando Bacot (635)</b> , Caleb Love (621) and Brady Manek (589), 2021-22
1,790	Justin Jackson (731), Joel Berry (558) and Kennedy Meeks (501), 2016-17

**HIGHEST AVERAGE BY TWO PLAYERS (same season)**

48.3	Bob Lewis (27.4) and Larry Miller (20.9), 1965-66
46.4	Billy Cunningham (25.4) and Bob Lewis (21.0), 1964-65
43.5	York Larese (23.1) and Doug Moe (20.4), 1960-61
42.7	Lennie Rosenbluth (28.0) and Pete Brennan (14.7), 1956-57
41.1	Charlie Scott (27.1) and Dennis Wuycik (14.0), 1969-70

**HIGHEST AVERAGE BY THREE PLAYERS (same season)**

58.1	Bob Lewis (27.4), Larry Miller (20.9), Tom Gauntlett (9.8), 1965-66
55.8	Larry Miller (22.4), Charlie Scott (17.6), Rusty Clark (15.8), 1967-68
55.5	Lennie Rosenbluth (28.0), Pete Brennan (14.7), Tommy Kearns (12.8), 1956-57
55.1	Billy Cunningham (25.4), Bob Lewis (21.0), Ray Respass (8.7), 1964-65
55.1	York Larese (23.1), Doug Moe (20.4), Jim Hudock (11.6), 1960-61

**SIX PLAYERS IN DOUBLE FIGURES (same season)**

1988-89	J.R. Reid (15.9), Kevin Madden (14.6), Steve Bucknall (13.1), Jeff Lebo (12.2), Rick Fox (11.5) and Scott Williams (11.4)
---------	---

Jeffrey Camarati

Bob Domman



**SCORING RECORDS**



**Billy Cunningham (left, 1,709 career points) and Bob Lewis (1,836) outside Carmichael Auditorium during the arena's construction.**

**FIVE PLAYERS IN DOUBLE FIGURES (same season)**

- 2017-18: Joel Berry II (17.1), Lukje Maye (16.9), Cameron Johnson (12.4), Kenny Williams (11.4) and Theo Pinson (10.3)
- 2008-09: Tyler Hansbrough (20.7), Ty Lawson (16.6), Wayne Ellington (15.8), Danny Green (13.1) and Deon Thompson (10.6)
- 2004-05: Sean May (17.5), Rashad McCants (16.0), Jawad Williams (13.1), Raymond Felton (12.9) and Marvin Williams (11.3)
- 1994-95: Jerry Stackhouse (19.2), Rasheed Wallace (16.6), Donald Williams (15.5), Jeff McInnis (12.4) and Dante Calabria (10.5)
- 1986-87: Kenny Smith (16.9), Joe Wolf (15.2), J.R. Reid (14.7), Jeff Lebo (13.5) and Dave Popson (10.0)
- 1971-72: Robert McAdoo (19.5), Dennis Wuycik (18.0), George Karl (11.0), Bill Chamberlain (10.9) and Bobby Jones (10.2)
- 1958-59: York Larese (15.1), Lee Shaffer (13.2), Doug Moe (12.6), Harvey Salz (11.9) and Dick Kepley (10.6)

**CAREER**

**MOST POINTS SCORED (1,000 points or more)**

Rank	Name	Total Points
1.	2,872	Tyler Hansbrough, 2005-09 (ACC record)
2.	2,290	Phil Ford, 1974-78
3.	2,145	Sam Perkins, 1980-84
4.	2,047	Lennie Rosenbluth, 1954-57
5.	2,015	Al Wood, 1977-81
6.	2,007	Charlie Scott, 1967-70
7.	1,982	Larry Miller, 1965-68
8.	1,974	Antawn Jamison, 1995-98
9.	1,912	Brad Daugherty, 1982-86
10.	1,863	Walter Davis, 1973-77
11.	1,844	Marcus Paige, 2012-16
12.	1,836	Bobby Lewis, 1964-67
13.	1,813	Joel Berry II, 2014-18
14.	1,809	Armando Bacot, 2019-present
15.	1,788	Michael Jordan, 1981-84
16.	1,765	Mike O'Koren, 1976-80
17.	1,747	George Lynch, 1989-93
18.	1,721	Rashad McCants, 2002-05
19.	1,716	Brice Johnson, 2012-16
20.	1,709	Billy Cunningham, 1962-65
21.	1,703	Rick Fox, 1987-91
22.	1,694	Wayne Ellington, 2006-09
23.	1,636	Kenny Smith, 1983-87
24.	1,627	Eric Montross, 1990-94
25.	1,626	Justin Jackson, 2014-17
26.	1,626	Jawad Williams, 2001-05
27.	1,615	Hubert Davis, 1988-92
28.	1,611	Mitch Kupchak, 1972-76
29.	1,567	Jeff Lebo, 1985-89
30.	1,552	J.R. Reid, 1986-89
31.	1,508	Scott Williams, 1986-90
32.	1,501	Tyler Zeller, 2008-12
33.	1,492	Donald Williams, 1991-95
34.	1,482	Kennedy Meeks, 2013-17
35.	1,476	Caleb Love, 2020-23
36.	1,469	Dennis Wuycik, 1969-72
37.	1,447	Jason Capel, 1998-2002
38.	1,444	Shammond Williams, 1994-98
39.	1,414	Deon Thompson, 2006-10

40.	1,411	Brendan Haywood, 1998-2001
41.	1,392	Kris Lang, 1998-2002
	1,392	Luke Maye, 2015-19
43.	1,375	Ty Lawson, 2006-09
44.	1,368	Danny Green, 2005-09
45.	1,339	Rusty Clark, 1966-69
46.	1,334	Pete Brennan, 1955-58
47.	1,322	Al Lifson, 1952-55
48.	1,304	<b>RJ Davis, 2020-present</b>
49.	1,296	Kevin Madden, 1985-90
50.	1,293	George Karl, 1970-73
51.	1,290	Joseph Forte, 1999-01
52.	1,287	York Larese, 1958-61
53.	1,276	Garrison Brooks, 2017-21
54.	1,267	Vince Carter, 1995-98
55.	1,264	Bobby Jones, 1971-74
56.	1,262	Ed Cota, 1996-2000
57.	1,260	Raymond Felton, 2002-05
58.	1,254	Ademola Okulaja, 1995-99
59.	1,232	James Michael McAdoo, 2011-14
60.	1,231	Joe Wolf, 1983-87
61.	1,228	Harrison Barnes, 2010-12
62.	1,219	James Worthy, 1979-82
63.	1,213	Sean May, 2002-05
64.	1,191	George Glamack, 1938-41
65.	1,187	Jerry Vayda, 1952-56
66.	1,165	Matt Doherty, 1980-84
67.	1,150	Pete Chilcutt, 1987-91
68.	1,128	Jeff McInnis, 1993-96
69.	1,124	John Henson, 2009-12
70.	1,113	Brian Reese, 1990-94
71.	1,112	Isaiah Hicks, 2013-17
72.	1,098	Dante Calabria, 1992-96
73.	1,080	Jerry Stackhouse, 1993-95
74.	1,069	Bill Bunting, 1966-69
75.	1,063	John "Hook" Dillon, 1944-48
76.	1,053	Lee Shaffer, 1957-60
77.	1,019	Lee Dedmon, 1968-71
	1,019	Cartwright Carmichael, 1920-24
79.	1,018	Vince Grimaldi, 1950-53
80.	1,010	Bob Paxton, 1944-48
81.	1,007	Tommy LaGarde, 1973-77

**MOST POINTS SCORED BY YEARS PLAYED**

- Four-year career:** 2,872 by Tyler Hansbrough, 2005-09
- Three-year career:** 2,045 by Lennie Rosenbluth, 1954-57
- Two-year career:** 1,290 by Joseph Forte, 1999-2001

**HIGHEST SCORING AVERAGE, CAREER (16.0 or higher)**

26.9	Lennie Rosenbluth, 1954-57
24.8	Billy Cunningham, 1962-65
22.1	Charlie Scott, 1967-70
22.1	Bobby Lewis, 1964-67
21.8	Larry Miller, 1965-68
20.2	Tyler Hansbrough, 2005-09
19.5	Robert McAdoo, 1971-72
19.0	Antawn Jamison, 1995-98
18.7	Phil Ford, 1974-78
18.6	Joseph Forte, 1999-2001
17.9	York Larese, 1958-61
17.7	Michael Jordan, 1981-84
17.6	Rashad McCants, 2002-05
16.9	Dennis Wuycik, 1969-72
16.8	George Glamack, 1938-41
16.5	Doug Moe, 1958-61
16.4	Harrison Barnes, 2010-12
16.4	Pete Brennan, 1955-58
16.2	J.R. Reid, 1986-89
16.0	Al Wood, 1977-81

**HIGHEST SCORING AVERAGE BY YEARS PLAYED**

- Four-year career:** 20.2 by Tyler Hansbrough, 2005-09
- Three-year career:** 26.9 by Lennie Rosenbluth, 1954-57
- Two-year career:** 18.6 by Joseph Forte, 1999-2001
- One-year career:** 19.5 by Robert McAdoo, 1971-72

**MOST GAMES SCORING IN DOUBLE FIGURES (season)**

39	Tyler Hansbrough, 2007-08
37	Justin Jackson, 2016-17
37	Brice Johnson, 2015-16
36	Antawn Jamison, 1997-98
36	Eric Montross, 1992-93



## SCORING RECORDS

### MOST GAMES SCORING IN DOUBLE FIGURES (career, 100 or more)

133	Tyler Hansbrough, 2005-09 ( <i>ACC record</i> )
118	Sam Perkins, 1980-84
112	Phil Ford, 1974-78
106	Walter Davis, 1973-77
104	Al Wood, 1977-81
100	Mike O'Koren, 1976-80

### MOST CONSECUTIVE GAMES IN DOUBLE FIGURES

64	Larry Miller (all 32 games in both 1966-67 and 1967-68)
55	Tyler Hansbrough
52	Charlie Scott
43	Al Wood
40	Bob Lewis
40	Billy Cunningham

### MOST POINTS IN A SEASON BY A FRESHMAN

600	Joseph Forte, 1999-2000
594	Rashad McCants, 2002-03
587	Tyler Hansbrough, 2005-06
580	Harrison Barnes, 2010-11
562	Coby White, 2018-19

### HIGHEST SCORING AVERAGE AS A FRESHMAN

18.9	Tyler Hansbrough, 2005-06
18.5	Cole Anthony, 2019-20
17.0	Rashad McCants, 2002-03
16.7	Joseph Forte, 1999-2000
16.4	Phil Ford, 1974-75

### MOST POINTS IN FIRST GAME AS A FRESHMAN

34	Cole Anthony vs. Notre Dame, Nov. 6, 2019
----	---

## DOUBLE-DOUBLES

### MOST DOUBLE-DOUBLES, POINTS & REBOUNDS – CAREER

68	Armando Bacot, 2019-present
60	Billy Cunningham, 1962-65
51	Antawn Jamison, 1995-98
47	Tyler Hansbrough, 2005-09
47	Sam Perkins, 1980-84

### MOST DOUBLE-DOUBLES, POINTS & REBOUNDS – SEASON

31	Armando Bacot, 2021-22 ( <i>Tied NCAA record</i> ) ( <i>ACC record</i> )
23	Brice Johnson, 2015-16
22	Billy Cunningham, 1963-64
21	Antawn Jamison, 1997-98
20	Mitch Kupchak, 1974-75
20	Billy Cunningham, 1962-63
20	Doug Moe, 1960-61

### MOST CONSECUTIVE DOUBLE-DOUBLES, POINTS & REBOUNDS

40	Billy Cunningham, last 20 games in 1962-63 and first 20 games in 1963-64
11	Doug Moe, 1960-61
11	Doug Moe, last two games in 1959-60, first nine games in 1960-61
10	Armando Bacot, 2021-22
10	Billy Cunningham, 1964-65

### MOST DOUBLE-DOUBLES, POINTS & ASSISTS – CAREER

15	Phil Ford, 1974-78
13	Ed Cota, 1996-2000
11	Raymond Felton, 2002-05
8	Kendall Marshall, 2010-12
8	Kenny Smith, 1983-87

### MOST DOUBLE-DOUBLES, POINTS & ASSISTS – SEASON

9	Phil Ford, 1975-76
6	Kendall Marshall, 2011-12
5	Raymond Felton, 2004-05
4	Raymond Felton (2002-03), Ed Cota (1999-2000), Jeff McInnis (1995-96), Kenny Smith (1986-87) and Phil Ford (1976-77)

### MOST CONSECUTIVE DOUBLE-DOUBLES, POINTS & ASSISTS

3	Kendall Marshall, 2011-12
2	Ty Lawson, 2007-08
2	Raymond Felton (twice in 2002-03, once in 2004-05)
2	Ed Cota, 1996-97
2	Jeff McInnis, 1995-96
2	Steve Bucknall, 1988-89
2	Phil Ford (three times in 1975-76)



Anthony Sorbellini

Armando Bacot tied the NCAA record with 31 double-doubles during the 2021-22 season.

### AVERAGED A DOUBLE-DOUBLE – SEASON

Armando Bacot	15.9 points & 10.4 rebounds, 2022-23
Armando Bacot	16.3 points & 13.1 rebounds, 2021-22
Luke Maye	14.9 points & 10.5 rebounds, 2018-19
Luke Maye	16.9 points & 10.1 rebounds, 2017-18
Brice Johnson	17.0 points & 10.4 rebounds, 2015-16
John Henson	11.7 points & 10.1 rebounds, 2010-11
Tyler Hansbrough	22.6 points & 10.2 rebounds, 2007-08
Sean May	17.5 points & 10.7 rebounds, 2004-05
Antawn Jamison	22.2 points & 10.5 rebounds, 1997-98
Mitch Kupchak	17.6 points & 11.3 rebounds, 1975-76
Mitch Kupchak	18.5 points & 10.8 rebounds, 1974-75
Bobby Jones	15.0 points & 10.5 rebounds, 1972-73
Robert McAdoo	19.5 points & 10.1 rebounds, 1971-72
Rusty Clark	15.8 points & 11.0 rebounds, 1967-68
Rusty Clark	13.9 points & 10.3 rebounds, 1966-67
Larry Miller	20.9 points & 10.3 rebounds, 1965-66
Billy Cunningham	25.4 points & 14.3 rebounds, 1964-65
Billy Cunningham	26.0 points & 15.8 rebounds, 1963-64
Billy Cunningham	22.7 points & 16.1 rebounds, 1962-63
Jim Hudock	14.9 points & 10.1 rebounds, 1961-62
Doug Moe	20.4 points & 14.0 rebounds, 1960-61
Lee Shaffer	18.2 points & 11.2 rebounds, 1959-60
Doug Moe	16.8 points & 11.3 rebounds, 1959-60
Pete Brennan	21.3 points & 11.7 rebounds, 1957-58
Pete Brennan	14.7 points & 10.4 rebounds, 1956-57
Lennie Rosenbluth	26.7 points & 11.5 rebounds, 1955-56
Lennie Rosenbluth	25.5 points & 11.7 rebounds, 1954-55

### AVERAGED A DOUBLE-DOUBLE – CAREER

Armando Bacot	13.7 points & 10.1 rebounds, 2019-present
Sean May	15.8 points & 10.0 rebounds, 2002-05
Robert McAdoo	19.5 points & 10.1 rebounds, 1971-72
Rusty Clark	14.7 points & 10.2 rebounds, 1966-69
Billy Cunningham	24.8 points & 15.4 rebounds, 1962-65
Doug Moe	16.5 points & 10.6 rebounds, 1958-61
Pete Brennan	16.4 points & 10.5 rebounds, 1955-58
Lennie Rosenbluth	26.9 points & 10.4 rebounds, 1954-57



Steve Clars

Phil Ford holds Carolina records for most points/assists double-doubles in a career (15) and a season (nine, in 1975-76).



## FIELD GOAL RECORDS

### FIELD GOALS MADE

#### MOST FIELD GOALS MADE — GAME

21	Billy Cunningham vs. Tulane, Dec. 10, 1964
20	Lennie Rosenbluth vs. Furman, Dec. 4, 1956

#### MOST FIELD GOALS MADE — ACC TOURNAMENT GAME

19*	Lennie Rosenbluth vs. Clemson, quarterfinal, March 7, 1957, in Raleigh ( <i>ACC Record</i> )
-----	--

#### MOST FIELD GOALS MADE — NCAA TOURNAMENT GAME

16*	Charlie Scott vs. Drake, NCAA 3rd place, March 22, 1969, in Louisville, Ky.
-----	---

#### MOST FIELD GOALS MADE — SMITH CENTER GAME

16	Antawn Jamison vs. Maryland, Feb. 14, 1998
----	--

#### MOST FIELD GOALS MADE — SEASON

316	Antawn Jamison, 1997-98
306	Lennie Rosenbluth, 1956-57
290	Charlie Scott, 1968-69
289	Tyler Hansbrough, 2007-08
284	Brad Daugherty, 1985-86
282	Michael Jordan, 1982-83
281	Charlie Scott, 1969-70
278	Larry Miller, 1966-67
274	Al Wood, 1980-81
270	Antawn Jamison, 1996-97

#### MOST FIELD GOALS MADE — CAREER

939	Tyler Hansbrough, 2005-09
865	Phil Ford, 1974-78
825	Al Wood, 1977-81
805	Charlie Scott, 1967-70
787	Antawn Jamison, 1995-98
786	Sam Perkins, 1980-84
765	Larry Miller, 1965-68
760	Brad Daugherty, 1982-86
754	Walter Davis, 1973-77
722	Lennie Rosenbluth, 1954-57

#### MOST CONSECUTIVE FIELD GOALS MADE

16	Brad Daugherty in 1985-86 ( <i>ACC record</i> )
16	Brice Johnson in 2015-16

#### MOST CONSECUTIVE FIELD GOALS MADE — GAME

13	Brad Daugherty vs. UCLA, Nov. 24, 1985
12	Scott Williams vs. Virginia, Jan. 13, 1990

### FIELD GOALS ATTEMPTED

#### MOST FIELD GOALS ATTEMPTED — SEASON

632	Lennie Rosenbluth, 1956-57
611	Charlie Scott, 1969-70
596	Justin Jackson, 2016-17
577	Charlie Scott, 1968-69
558	Joseph Forte, 2000-01
553	Larry Miller, 1966-67
546	Antawn Jamison, 1997-98
545	Larry Miller, 1967-68
535	Tyler Hansbrough, 2007-08
534	Caleb Love, 2021-22

#### MOST FIELD GOALS ATTEMPTED — CAREER

1,752	Tyler Hansbrough, 2005-09
1,678	Charlie Scott, 1967-70
1,640	Phil Ford, 1974-78
1,572	Lennie Rosenbluth, 1954-57
1,498	Larry Miller, 1965-68
1,474	Al Wood, 1977-81
1,471	Marcus Paige, 2012-16
1,448	Joel Berry II, 2014-18
1,420	Walter Davis, 1973-77
1,387	Billy Cunningham, 1962-65



Sam Perkins made 786 field goals in his career, earning first-team All-America honors three times along the way.

### FIELD GOAL PERCENTAGE

#### HIGHEST FIELD GOAL PERCENTAGE — GAME (min. 10 made)

1.000	Brad Daugherty vs. UCLA, Nov. 24, 1985 (13 of 13) ( <i>ACC Record</i> )
**1.000	Scott Williams vs. Virginia, Jan. 13, 1990 (12 of 12)
1.000	Jeff McInnis vs. Cincinnati, Dec. 3, 1994, in Charlotte (10 of 10) (**Record for an ACC game)

#### HIGHEST FIELD GOAL PERCENTAGE — SEASON

.697	Brendan Haywood, 1999-2000 (191 of 274) ( <i>ACC record</i> )
.668	Bobby Jones, 1971-72 (127 of 190)
.654	Rasheed Wallace, 1994-95 (238 of 364)
.648	Brad Daugherty, 1985-86 (284 of 438)
.648	Brendan Haywood, 1998-99 (160 of 247)
.646	Brandon Wright, 2006-07 (228 of 353) ( <i>ACC freshman record</i> )
.643	Mike O'Koren, 1977-78 (173 of 269)
.628	Armando Bacot, 2020-21 (137 of 218)
.626	Sam Perkins, 1980-81 (199 of 318)
.625	Brad Daugherty, 1984-85 (238 of 381)

#### HIGHEST FIELD GOAL PERCENTAGE — CAREER (min. 100 made and two seasons played)

Name (Years Played)	Made	Att.	Pct.
Brendan Haywood (1997-01) ( <i>ACC Record</i> )	541	849	.637
Rasheed Wallace (1993-95)	377	594	.635
Brad Daugherty (1982-86)	760	1,226	.620
Bobby Jones (1971-74)	522	859	.608
Julius Peppers (1999-2001)	119	196	.607
J.R. Reid (1986-89)	584	972	.601
Warren Martin (1981-86)	256	431	.594
Dennis Wuycik (1969-72)	519	880	.590
Mitch Kupchak (1972-76)	651	1,110	.586
Eric Montross (1990-94)	626	1,070	.585
Tommy LaGarde (1973-77)	367	630	.583
Kevin Madden (1985-90)	519	893	.581
Antawn Jamison (1995-98)	787	1,364	.577
Sam Perkins (1980-84)	786	1,364	.576
Brice Johnson (2012-16)	714	1,242	.575
Mike O'Koren (1976-80)	643	1,124	.572
Isaiah Hicks (2013-17)	420	735	.571
Dave Chadwick (1968-71)	179	315	.568
Curtis Hunter (1982-87)	201	357	.563
Al Wood (1977-81)	825	1,474	.560
<b>Armando Bacot (2019-present)</b>	<b>680</b>	<b>1,224</b>	<b>.556</b>
John Virgil (1976-80)	233	419	.556
Kennedy Meeks (2013-17)	608	1,097	.554
Scott Williams (1986-90)	595	1,080	.551
Joe Wolf (1983-87)	511	928	.551



## THREE-POINT FIELD GOAL RECORDS

### MOST THREE-POINTERS — GAME

8	Rashad McCants vs. Clemson, March 2, 2004
8	Raymond Felton at NC State, Jan. 26, 2003
8	Shammond Williams at Georgia Tech, Feb. 8, 1998
8	Jeff McInnis at Clemson, Feb. 14, 1996
8	Dante Calabria vs. Florida State, Jan. 25, 1995
8	Hubert Davis at Florida State, Feb. 27, 1992

### MOST THREE-POINTERS — HALF

7	Wayne Ellington vs. Miami, Jan. 17, 2009 (2nd half)
6 <sup>^</sup>	Caleb Love vs. Marquette, NCAA East 2nd round, March 17, 2022 (1st half) in Fort Worth, Texas
6	Kenny Williams at Stanford, Nov. 20, 2017 (1st half)
6	Danny Green vs. UNC Asheville, Nov. 30, 2008 (2nd half)
6	Hubert Davis at Florida State, Feb. 27, 1992 (2nd half)

### MOST THREE-POINTERS — ACC REGULAR SEASON GAME

8	Rashad McCants vs. Clemson, March 2, 2004
8	Raymond Felton at NC State, Jan. 26, 2003
8	Shammond Williams at Georgia Tech, Feb. 8, 1998
8	Jeff McInnis at Clemson, Feb. 14, 1996
8	Dante Calabria vs. Florida State, Jan. 25, 1995
8	Hubert Davis at Florida State, Feb. 27, 1992

### MOST THREE-POINTERS — ACC TOURNAMENT GAME

6*	P.J. Hairston vs. Miami, final, March 17, 2013 in Greensboro
6*	Harrison Barnes vs. Clemson, semifinal, March 12, 2011 in Greensboro
6*	Jason Capel vs. Clemson, quarterfinal, March 9, 2001, in Atlanta

### MOST THREE-POINTERS — NCAA TOURNAMENT GAME

6 <sup>^</sup>	Caleb Love vs. UCLA, East Regional Semifinal, March 25, 2022, in Philadelphia
6 <sup>^</sup>	Caleb Love vs. Marquette, East Regional 2nd round, March 17, 2022, in Fort Worth, Texas
6 <sup>^</sup>	Marcus Paige vs. Indiana, East Regional Semifinal, March 25, 2016, in Philadelphia
6 <sup>^</sup>	Shammond Williams vs. UNC Charlotte, East Regional 2nd round, March 14, 1998, in Hartford, Conn.

### MOST THREE-POINTERS — NCAA CHAMPIONSHIP GAME

5 <sup>^</sup>	Donald Williams vs. Michigan, April 5, 1993, in New Orleans, La.
----------------	--

### MOST THREE-POINTERS — SMITH CENTER GAME

8	Rashad McCants vs. Clemson, March 2, 2004
8	Dante Calabria vs. Florida State, Jan. 25, 1995

### MOST CONSECUTIVE GAMES WITH A THREE-POINTER

45	Caleb Love (last 28 games in 2021-22, first 17 in 2022-23)
41	Marcus Paige (last 30 games in 2014-15, first 11 in 2015-16)
34	Rashad McCants (last 19 games in 2003-04, first 15 in 2004-05)
34	Shammond Williams (last 27 in 1996-97, first seven in 1997-98)
34	Hubert Davis (last 21 games in 1990-91, first 13 in 1991-92)

### MOST CONSECUTIVE THREE-POINTERS MADE

12	Raymond Felton, 2004-05 (ACC Record)
----	--------------------------------------

### MOST THREE-POINTERS — SEASON

105	Justin Jackson, 2016-17
98	Brady Manek, 2021-22
96	Cameron Johnson, 2018-19
95	Shammond Williams, 1996-97
94	Marcus Paige, 2014-15
93	Caleb Love, 2021-22
93	Joel Berry II, 2017-18
89	P.J. Hairston, 2012-13
88	Joel Berry II, 2016-17
88	Reggie Bullock, 2012-13

### MOST THREE-POINTERS — CAREER

299	Marcus Paige, 2012-16
266	Joel Berry II, 2014-18
233	Shammond Williams, 1994-98
229	Wayne Ellington, 2006-09
221	Rashad McCants, 2002-05
221	Donald Williams, 1991-95
211	Jeff Lebo, 1985-89
200	Caleb Love, 2020-23
197	Hubert Davis, 1988-92
193	Dante Calabria, 1992-96

## THREE-POINT FIELD GOALS ATTEMPTED

### MOST THREE-POINT ATTEMPTS — GAME

14	six times, most recently by Rashad McCants at Florida State, Jan. 22, 2004
----	--



Maggie Hobson

**Brady Manek made 98 three-pointers in 2021-22, the second-highest single-season total in UNC history.**

### MOST THREE-POINT ATTEMPTS — SEASON

284	Justin Jackson, 2016-17
270	Joel Berry II, 2014-18
258	Caleb Love, 2021-22
244	Caleb Love, 2022-23
243	Brady Manek, 2021-22
238	Marcus Paige, 2014-15
232	Coby White, 2018-19
230	Joel Berry II, 2016-17
227	Shammond Williams, 1996-97
225	P.J. Hairston, 2012-13

### MOST THREE-POINT ATTEMPTS — CAREER

798	Marcus Paige, 2012-16
726	Joel Berry II, 2014-18
640	Caleb Love, 2020-23
578	Shammond Williams, 1994-98
577	Wayne Ellington, 2006-09
572	Donald Williams, 1991-95
533	Rashad McCants, 2002-05
498	Melvin Scott, 2001-05
496	Justin Jackson, 2016-17
493	Jeff Lebo, 1985-89

## THREE-POINT FIELD GOAL PERCENTAGE

### HIGHEST THREE-POINT PCT. — GAME (min. 5 made)

1.000*	Jason Capel vs. Clemson, March 9, 2001 (6 of 6), in Atlanta, Ga. (ties ACC record)
1.000	Joel Berry II vs. Duke, March 4, 2017 (5 of 5)
1.000	Marcus Paige at NC State, Jan. 14, 2015 (5 of 5)
1.000 <sup>^</sup>	Hubert Davis vs. Eastern Michigan, March 22, 1991, in East Rutherford, N.J. (5 of 5)
1.000	Hubert Davis at Alabama, Nov. 30, 1989 (5 of 5)

### HIGHEST THREE-POINT PCT. — SEASON (min. 50 made)

.496	Dante Calabria, 1994-95 (66 of 133)
.489	Hubert Davis, 1990-91 (64 of 131)
.472	Ty Lawson, 2008-09 (51 of 108)
.464	Jeff Lebo, 1987-88 (78 of 168)
.457	Cameron Johnson, 2018-19 (96 of 210)
.450	Jeff Lebo, 1986-87 (67 of 149)
.441	Wes Miller, 2005-06 (64 of 145)
.440	Raymond Felton, 2004-05 (70 of 159)
.438	Rick Fox, 1989-90 (70 of 160)
.436	Reggie Bullock, 2012-13 (88 of 202)

### HIGHEST THREE-POINT PCT. — CAREER (min. 100 made)

.435	Hubert Davis, 1988-92 (197 of 453)
.428	Jeff Lebo, 1985-89 (211 of 493)
.419	Reyshawn Terry, 2003-07 (103 of 246)
.415	Rashad McCants, 2002-05 (221 of 533)
.412	Dante Calabria, 1992-96 (193 of 469)
.411	Cameron Johnson, 2017-19 (143 of 348)
.403	Shammond Williams, 1994-98 (233 of 578)
.403	Ty Lawson, 2006-09 (112 of 278)
.397	Wayne Ellington, 2006-09 (229 of 577)
.397	Jeff McInnis, 1993-96 (138 of 348)



# FREE THROW RECORDS



Robert Crawford

**Tyler Hansbrough made 982 free throws in his career, more than any player in NCAA history.**

## FREE THROWS MADE

### MOST FREE THROWS MADE — GAME

21	York Larese vs. Duke, Dec. 29, 1959, in Raleigh ( <i>Ties ACC Record</i> )
20	Tyler Zeller vs. Maryland, Feb. 29, 2012
19	Dennis Wuycik vs. Creighton, Dec. 12, 1970 in Charlotte
19	Larry Miller vs. Oregon State, Dec. 30, 1967 in Portland, Ore.
18	Pete Brennan at NC State, Feb. 18, 1958

### MOST FREE THROWS MADE — ACC TOURNAMENT GAME

17*	Charlie Scott vs. Virginia, quarterfinal, March 5, 1970, in Charlotte ( <i>ACC Record</i> )
-----	---

### MOST FREE THROWS MADE — NCAA TOURNAMENT GAME

15*	Ty Lawson vs. Michigan State, April 6, 2009, in Detroit, Mich. (national championship game)
-----	---

### MOST FREE THROWS MADE — SMITH CENTER

20	Tyler Zeller vs. Maryland, Feb. 29, 2012
17	Garrison Brooks vs. Georgia Tech, Jan. 4, 2020
17	Tyler Hansbrough vs. Clemson, Feb. 10, 2008
14	seven times, most recently by RJ Davis vs. NC State, Jan. 21, 2023

### MOST CONSECUTIVE FREE THROWS MADE

41	Jeff Lebo (from Jan. 3 to March 12, 1989)
----	---

### MOST FREE THROWS MADE — SEASON

304	Tyler Hansbrough, 2007-08 ( <i>ACC record</i> )
285	Lennie Rosenbluth, 1956-57
249	Tyler Hansbrough, 2008-09
242	Tyler Hansbrough, 2006-07
222	Bob Lewis, 1965-66
214	Pete Brennan, 1957-58
191	Sean May, 2004-05
189	Lennie Rosenbluth, 1954-55
187	Tyler Hansbrough, 2005-06
185	Pete Brennan, 1956-57
185	Jerry Stackhouse, 1994-95

### MOST FREE THROWS MADE — CAREER

982	Tyler Hansbrough, 2005-09 ( <i>NCAA record</i> )
603	Lennie Rosenbluth, 1954-57
561	Sam Perkins, 1980-84
560	Phil Ford, 1974-78
512	Bob Lewis, 1964-67
506	Pete Brennan, 1955-58
479	Mike O'Koren, 1976-80
452	Larry Miller, 1965-68
<b>448</b>	<b>Armando Bacot, 2019-present</b>
431	Dennis Wuycik, 1969-72

## FREE THROWS ATTEMPTED

### MOST FREE THROWS ATTEMPTED — GAME

24	Billy Cunningham vs. Maryland, Jan. 13, 1964
24	Lennie Rosenbluth at Clemson, Jan. 14, 1956
23	Tyler Zeller vs. Maryland, Feb. 29, 2012

### MOST FREE THROWS ATTEMPTED — ACC TOURNAMENT

21*	Charlie Scott vs. Virginia (made 17), quarterfinal, March 5, 1970, in Charlotte
-----	---

### MOST FREE THROWS ATTEMPTED — NCAA TOURNAMENT

19^	Tyler Zeller vs. Long Island, East Regional 2nd round, March 25, 2011, in Charlotte
19^	Tommy Kearns vs. Syracuse, East Regional final, March 16, 1957, in Philadelphia, Pa.

### MOST FREE THROWS ATTEMPTED — SEASON

377	Tyler Hansbrough, 2007-08
376	Lennie Rosenbluth, 1956-57
315	Tyler Hansbrough, 2006-07
296	Tyler Hansbrough, 2008-09
291	Pete Brennan, 1957-58
276	Antawn Jamison, 1997-98
274	Bobby Lewis, 1965-66
262	Pete Brennan, 1956-57
260	Jerry Stackhouse, 1994-95
257	James Michael McAdoo, 2013-14

### MOST FREE THROWS ATTEMPTED — CAREER

1,241	Tyler Hansbrough, 2005-09 ( <i>ACC record</i> )
815	Lennie Rosenbluth, 1954-57
715	Pete Brennan, 1955-58
705	Sam Perkins, 1980-84
693	Phil Ford, 1974-78
<b>676</b>	<b>Armando Bacot, 2019-present</b>
661	Larry Miller, 1965-68
660	Mike O'Koren, 1976-80
660	Bobby Lewis, 1964-67
635	Antawn Jamison, 1995-98

## FREE THROW PERCENTAGE

### HIGHEST FT PERCENTAGE — GAME (min. 15 made)

1.000	York Larese vs. Duke, Dec. 29, 1959 (21 of 21), in Raleigh ( <i>ACC record</i> )
1.000	Phil Ford at NC State, Feb. 24, 1976 (16 of 16)

### HIGHEST FT PERCENTAGE — NCAA TOURNAMENT GAME (min. 10 made)

1.000^	Tyler Hansbrough vs. Radford, March 19, 2009 (12 of 12), in Greensboro, N.C.
--------	--

### HIGHEST FT PERCENTAGE — SEASON (min. 75 made)

.911	Shammond Williams, 1997-98 (133 of 146)
.893	Joel Berry II, 2017-18 (108 of 121)
<b>.881</b>	<b>RJ Davis, 2022-23 (111 of 126)</b>
.878	Jeff Lebo, 1987-88 (86 of 98)
.877	Marcus Paige, 2013-14 (128 of 146)
.876	Steve Hale, 1984-85 (85 of 97)
.871	Darrell Elston, 1973-74 (81 of 93)
.868	York Larese, 1959-60 (131 of 151)
.867	Joel Berry II, 2015-16 (91 of 105)
.865	Marcus Paige, 2014-15 (96 of 111)

### HIGHEST FT PERCENTAGE — CAREER (min. 100 made)

Name (Years Played)	Made	Att.	Pct.
<b>RJ Davis (2020-present)</b>	<b>271</b>	<b>319</b>	<b>.850</b>
Shammond Williams (1994-98)	291	343	.848
Marvin Williams (2004-05)	138	163	.847
Danny Green (2005-09)	202	239	.845
Marcus Paige (2012-16)	347	411	.844
Jeff Lebo (1985-89)	308	367	.839
Jim Braddock (1979-83)	106	127	.835
Dennis Wuycik (1969-72)	431	517	.834
Joel Berry II (2014-18)	333	400	.833
Darrell Elston (1971-74)	125	150	.833
Ed Stahl (1972-75)	124	149	.832
Cameron Johnson (2017-19)	140	169	.828
Ranzino Smith (1984-88)	136	165	.824
Jason Capel (1998-02)	377	458	.823
Kenny Smith (1983-87)	293	356	.823
Hubert Davis (1989-92)	304	371	.819
Max Owens (1997-2001)	125	153	.817
Caleb Love (2020-23)	296	363	.815
Steve Hale (1982-86)	230	283	.813
Nate Britt (2013-17)	181	223	.812
Joseph Forte (1999-2001)	221	273	.810
Wayne Ellington (2006-09)	233	288	.809
Phil Ford (1974-78)	560	693	.808
P.J. Hairston (2011-13)	140	175	.800
Coby White (2018-19)	104	130	.800



**REBOUNDING RECORDS**

**SINGLE-GAME**

**MOST REBOUNDS — GAME**

30	Rusty Clark vs. Maryland, Feb. 21, 1968
28	Billy Cunningham vs. Maryland, Jan. 13, 1964
27	Billy Cunningham vs. Clemson, Feb. 16, 1963
25	five times, most recently by Billy Cunningham vs. Tulane, Dec. 10, 1964

**MOST REBOUNDS — ACC REGULAR SEASON GAME**

30	Rusty Clark vs. Maryland, Feb. 21, 1968
----	---

**MOST REBOUNDS — ACC TOURNAMENT GAME**

21*	Lee Shaffer vs. Clemson, quarterfinal, March 5, 1959, in Raleigh
-----	--

**MOST REBOUNDS — ACC CHAMPIONSHIP GAME**

19*	Pete Brennan vs. South Carolina, March 9, 1957, in Raleigh
-----	--

**MOST REBOUNDS — NCAA TOURNAMENT GAME**

22^	Armando Bacot vs. Saint Peter's, March 27, 2022, in Philadelphia
22^	Tyler Zeller vs. Ohio, March 23, 2012, in St. Louis

**MOST REBOUNDS — GAME (by a freshman)**

20	Antawn Jamison at Virginia, Jan. 17, 1996
----	---

**MOST REBOUNDS — GAME (by a guard)**

16	Joseph Forte at Duke, Feb. 1, 2001
----	------------------------------------

**MOST REBOUNDS — SMITH CENTER**

24	Sean May vs. Duke, March 6, 2005
23	Armando Bacot vs. James Madison, Nov. 20, 2022
22	Armando Bacot vs. Virginia, Jan. 8, 2022
21	Sean May vs. Akron, Dec. 14, 2003
21	Sean May vs. Duke, Feb. 5, 2004

**SEASON**

**MOST REBOUNDS — SEASON (300 or more)**

511	Armando Bacot, 2021-22
416	Brice Johnson, 2015-16
399	Tyler Hansbrough, 2007-08
397	Sean May, 2004-05
389	Antawn Jamison, 1997-98
379	Billy Cunningham, 1963-64
378	Kennedy Meeks, 2016-17
377	Luke Maye, 2018-19
374	John Henson, 2010-11
373	Luke Maye, 2017-18
365	Tyler Zeller, 2011-12
365	George Lynch, 1992-93
349	Brad Daugherty, 1984-85
348	John Henson, 2011-12
348	Bobby Jones, 1972-73
345	Rusty Clark, 1967-68
344	Billy Cunningham, 1964-65
339	Billy Cunningham, 1962-63
334	Armando Bacot, 2022-23
334	Mitch Kupchak, 1974-75
332	Pete Brennan, 1956-57
331	Sam Perkins, 1982-83
330	Rusty Clark, 1966-67
329	Antawn Jamison, 1996-97
321	Doug Moe, 1960-61
316	Mitch Kupchak, 1975-76
312	Robert McAdoo, 1971-72
309	Antawn Jamison, 1995-96
306	Brad Daugherty, 1985-86
303	Pete Brennan, 1957-58
301	Tyler Hansbrough, 2006-07
301	James Worthy, 1980-81

**HIGHEST REBOUNDING AVERAGE — SEASON**

16.1	Billy Cunningham, 1962-63 (339 reb. in 21 games)
15.8	Billy Cunningham, 1963-64
14.3	Billy Cunningham, 1964-65
14.0	Doug Moe, 1960-61
13.1	Armando Bacot, 2021-22
11.7	Pete Brennan, 1957-58
11.7	Lennie Rosenbluth, 1954-55
11.6	Bud Maddie, 1952-53
11.5	Lennie Rosenbluth, 1955-56
11.3	Mitch Kupchak, 1975-76
11.3	Doug Moe, 1959-60



Peyton Williams

Armando Bacot passed Tyler Hansbrough for UNC's career rebounding record during the 2022-23 season.

**CAREER**

**MOST REBOUNDS — CAREER (700 or more)**

1,335	Armando Bacot, 2019-present
1,219	Tyler Hansbrough, 2005-09
1,168	Sam Perkins, 1980-84
1,097	George Lynch, 1989-93
1,062	Billy Cunningham, 1962-65
1,052	Kennedy Meeks, 2013-17
1,035	Brice Johnson, 2012-16
1,027	Antawn Jamison, 1995-98
1,006	Mitch Kupchak, 1972-76
1,003	Brad Daugherty, 1982-86
942	Luke Maye, 2015-19
941	Eric Montross, 1990-94
933	Rusty Clark, 1966-69
890	Ademola Okulaja, 1995-99
885	John Henson, 2011-12
861	Scott Williams, 1986-90
854	Pete Brennan, 1955-58
839	Brendan Haywood, 1997-01
837	Larry Miller, 1965-68
817	Bobby Jones, 1971-74
815	Mike O'Koren, 1976-80
807	Jason Capel, 1998-02
798	Garrison Brooks, 2017-21
790	Lennie Rosenbluth, 1954-57
788	Tyler Zeller, 2011-12
771	Sean May, 2002-05
766	Pete Chilcutt, 1987-91
743	Deon Thompson, 2006-10
731	J.R. Reid, 1986-89
729	Lee Dedmon, 1968-71
707	Joe Wolf, 1983-87

**MOST REBOUNDS BY YEARS PLAYED**

Four-year career:	1,335 by Armando Bacot, 2019-present
Three-year career:	1,062 by Billy Cunningham, 1962-65
Two-year career:	511 by Rasheed Wallace, 1993-95

**HIGHEST REBOUNDING AVERAGE — CAREER (10.0 or more)**

15.4	Billy Cunningham, 1962-65 (1,062 in 69 games)
10.6	Doug Moe, 1958-61
10.5	Pete Brennan, 1955-58
10.5	Lennie Rosenbluth, 1954-57
10.3	Rusty Clark, 1966-69
10.1	Armando Bacot, 2019-present
10.0	Sean May, 2002-05
10.0	Bud Maddie, 1953-54

**DOUBLE-DIGIT REBOUNDING GAMES**

**MOST GAMES IN DOUBLE-FIGURE REBOUNDS — SEASON**

32	Armando Bacot, 2021-22
23	Brice Johnson, 2015-16
22	Billy Cunningham, 1963-64

**MOST GAMES IN DOUBLE-FIGURE REBOUNDS — CAREER**

75	Armando Bacot, 2019-present
61	Billy Cunningham, 1962-65

**CONSECUTIVE GAMES IN DOUBLE-FIGURE REBOUNDS**

41	Billy Cunningham (all 21 games in 1962-63 and first 20 games in 1963-64)
----	--



**ASSIST RECORDS**



Ed Cota is third in NCAA history with 1,030 career assists.

**SINGLE-GAME**

**MOST ASSISTS — SINGLE GAME**

18	Raymond Felton vs. George Mason, Dec. 7, 2003
17	Ed Cota vs. UNLV, Dec. 4, 1999, in Charlotte
17	Jeff Lebo vs. UT Chattanooga, Nov. 18, 1988
16	Kendall Marshall at Maryland, Feb. 4, 2012
16	Kendall Marshall vs. Long Beach State, Dec. 10, 2011
16	Kendall Marshall vs. Florida State, Feb. 6, 2011
15	Kendall Marshall vs. Tennessee State, Nov. 22, 2011
15	Kendall Marshall at UNC Asheville, Nov. 13, 2011
14	eight times, most recently by Kendall Marshall vs. South Carolina, Nov. 25, 2011, in Las Vegas

**MOST ASSISTS — ACC REGULAR-SEASON GAME**

16	Kendall Marshall at Maryland, Feb. 4, 2012
16	Kendall Marshall vs. Florida State, Feb. 6, 2011

**MOST ASSISTS — ACC TOURNAMENT GAME**

13*	Larry Brown vs. South Carolina, quarterfinal, Feb. 28, 1963, in Raleigh
-----	---

**MOST ASSISTS — NCAA TOURNAMENT GAME**

14^	Kendall Marshall vs. Long Island, East 2nd round, March 18, 2011, in Charlotte
-----	--

12^	RJ Davis vs. Marquette, East 1st round, March 17, 2022, in Fort Worth, Texas
-----	--

12^	Kenny Smith vs. Notre Dame, 1987 East Regional semifinal, March 19, 1987, in East Rutherford, N.J.
-----	--

**MOST ASSISTS — SMITH CENTER GAME**

18	Raymond Felton vs. George Mason, Dec. 7, 2003
17	Jeff Lebo vs. UT Chattanooga, Preseason NIT 1st round, Nov. 18, 1988

**MOST ASSISTS BY A FRESHMAN — GAME**

16	Kendall Marshall vs. Florida State, Feb. 6, 2011
14	Raymond Felton vs. Wyoming, March 24, 2003, NIT

**MOST ASSISTS IN FIRST GAME AS A FRESHMAN**

10	Raymond Felton vs. Penn State, Nov. 18, 2002, Preseason NIT (ties ACC record)
----	---

**MOST ASSISTS IN TWO CONSECUTIVE GAMES**

29	Kendall Marshall vs. Tennessee State (15) & South Carolina (14); vs. Long Beach State (16) & Appalachian State (13), 2011
----	---

**MOST ASSISTS IN THREE CONSECUTIVE GAMES**

41	Ed Cota vs. Appalachian State (14), at NC State (13) and vs. Florida State (14), 1997-98
----	--

**MOST ASSISTS IN FOUR CONSECUTIVE GAMES**

52	Kendall Marshall vs. UNC Asheville (15), Mississippi Valley State (8), Tennessee State (15) & South Carolina (14), Nov. 2011
----	--

**MOST ASSISTS IN FIVE CONSECUTIVE GAMES**

60	Kendall Marshall vs. UNC Asheville (15), Mississippi Valley State (8), Tennessee State (15), South Carolina (14) and UNLV (8), Nov. 2011
----	--

**SEASON**

**MOST ASSISTS — SINGLE SEASON**

351	Kendall Marshall, 2011-12 (ACC record)
284	Ed Cota, 1999-2000
274	Ed Cota, 1997-98
249	Raymond Felton, 2004-05
238	Ed Cota, 1998-99
235	Raymond Felton, 2002-03
235	Kenny Smith, 1984-85
234	Ed Cota, 1996-97

230	Kendall Marshall, 2010-11
230	Ty Lawson, 2008-09

**MOST ASSISTS — BY A FRESHMAN**

235	Raymond Felton, 2002-03
234	Ed Cota, 1996-97
230	Kendall Marshall, 2010-11

**HIGHEST ASSIST AVERAGE — SINGLE SEASON**

9.75	Kendall Marshall, 2011-12 (351 assists in 36 games) (ACC record)
8.11	Ed Cota, 1999-2000 (284 assists in 35 games)
7.44	Ed Cota, 1998-99
7.41	Ed Cota, 1997-98
7.10	Raymond Felton, 2003-04

**HIGHEST ASSIST AVERAGE — BY A FRESHMAN**

6.88	Ed Cota, 1996-97 (234 assists in 34 games)
6.74	Raymond Felton, 2002-03
6.22	Kendall Marshall, 2010-11

**CAREER**

**MOST ASSISTS — CAREER (500 or more)**

1,030	Ed Cota, 1996-2000 (3rd in NCAA history)
768	Kenny Smith, 1983-87
753	Phil Ford, 1974-78
697	Raymond Felton, 2002-05
637	Derrick Phelps, 1990-94
629	King Rice, 1987-91
608	Ty Lawson, 2006-09
602	Marcus Paige, 2012-16
581	Kendall Marshall, 2010-12
580	Jeff Lebo, 1985-89
525	Jimmy Black, 1978-82
503	Steve Hale, 1982-86

**MOST ASSISTS BY YEARS PLAYED**

<b>Four-year career:</b>	1,030 by Ed Cota, 1996-2000
<b>Three-year career:</b>	698 by Raymond Felton, 2002-05
<b>Two-year career:</b>	581 by Kendall Marshall, 2010-12

**HIGHEST ASSIST AVERAGE — CAREER**

7.96	Kendall Marshall, 2010-12 (581 assists in 73 games)
7.46	Ed Cota, 1996-2000 (1,030 assists in 138 games)
6.9	Raymond Felton, 2002-05
6.1	Phil Ford, 1974-78
6.0	Kenny Smith, 1983-87
5.8	Ty Lawson, 2006-09
5.2	Larry Brown, 1960-63
4.8	Derrick Phelps, 1990-94
4.5	King Rice, 1987-91
4.4	Jeff McInnis, 1993-96
4.4	Jeff Lebo, 1985-89

**MISCELLANEOUS**

**MOST GAMES WITH 10 OR MORE ASSISTS — SEASON**

17	Kendall Marshall, 2011-12 (ACC record)
12	Ed Cota, 1999-2000
9	Phil Ford, 1975-76

**MOST GAMES WITH 10 OR MORE ASSISTS — CAREER**

32	Ed Cota, 1996-00
23	Kendall Marshall, 2010-12
18	Raymond Felton, 2002-05
16	Phil Ford, 1974-78
13	Kenny Smith, 1983-87

**HIGHEST ASSIST-TURNOVER RATIO — SEASON (min. 200 assists)**

3.49	Ty Lawson, 2008-09 (230 assists, 66 turnovers)
3.48	Kendall Marshall, 2011-12 (351 assists, 101 turnovers)
2.72	King Rice, 1990-91 (207 assists, 76 turnovers)
2.57	Ty Lawson, 2006-07 (213 assists, 83 turnovers)
2.50	Kendall Marshall, 2010-11 (230 assists, 92 turnovers)

**HIGHEST ASSIST-TURNOVER RATIO — CAREER (min. 300 assists)**

3.01	Kendall Marshall, 2010-12 (581 assists, 193 turnovers) (ACC record)
2.78	Ty Lawson, 2006-09 (608 assists, 219 turnovers)
2.21	Jeff Lebo, 1985-89 (580 assists, 263 turnovers)
2.20	Marcus Paige, 2012-16 (602 assists, 274 turnovers)
2.19	Ed Cota, 1996-2000 (1,030 assists, 470 turnovers)
2.19	King Rice, 1987-91 (629 assists, 287 turnovers)



**STEAL RECORDS**



Andrew Cline/The Daily Tar Heel

The defense of Derrick Phelps was a key factor in the run to the 1993 NCAA title. Phelps tallied a UNC-record 247 steals from 1990-94.



Keith Worrell

George Lynch ranks second in Carolina history in steals.

**MOST STEALS — SINGLE GAME**

9	Derrick Phelps at Georgia Tech, Feb. 2, 1992
8 <sup>A</sup>	Ty Lawson vs. Michigan State, April 6, 2009, in Detroit, Mich.
8	Tyler Hansbrough vs. UNC Asheville, Dec. 28, 2005
8	Derrick Phelps vs. Central Florida, Dec. 7, 1991
8	Dudley Bradley vs. Oregon State, Nov. 30, 1977
7	Ty Lawson vs. Michigan State, Dec. 3, 2008, in Detroit, Mich.
7	Derrick Phelps vs. Maryland, Feb. 10, 1994
7	George Lynch vs. Florida State, Jan. 27, 1993
7	Derrick Phelps vs. Cornell, Jan. 4, 1993
7	Derrick Phelps vs. Houston, Dec. 13, 1992
7	Jimmy Black vs. Tulsa, Dec. 3, 1981
7*	Dudley Bradley vs. Duke, March 3, 1979, in Greensboro
7	Dudley Bradley vs. Wake Forest, Dec. 1, 1978, in Greensboro

**MOST STEALS — ACC REGULAR SEASON GAME**

9	Derrick Phelps at Georgia Tech, Feb. 2, 1992
---	--

**MOST STEALS — ACC TOURNAMENT GAME**

*7	Dudley Bradley vs. Duke, championship, March 3, 1979, in Greensboro
----	---

**MOST STEALS — NCAA TOURNAMENT GAME**

*8	Ty Lawson vs. Michigan State, April 6, 2009, in Detroit, Mich. (national championship game)
----	---

**MOST STEALS — SMITH CENTER GAME**

8	Tyler Hansbrough vs. UNC Asheville, Dec. 28, 2005
8	Derrick Phelps vs. Central Florida, Dec. 7, 1991

**MOST STEALS BY A FRESHMAN**

8	Tyler Hansbrough vs. UNC Asheville, Dec. 28, 2005 (ACC freshman record)
---	---

**SEASON**

**MOST STEALS — SINGLE SEASON**

97	Dudley Bradley, 1978-79
89	George Lynch, 1992-93
82	Derrick Phelps, 1992-93
78	Derrick Phelps, 1991-92
78	Michael Jordan, 1982-83
78	Walter Davis, 1976-77
75	Ty Lawson, 2008-09
72	Raymond Felton, 2004-05
71	Walter Davis, 1975-76
70	Rick Fox, 1990-91

**CAREER**

**MOST STEALS — CAREER**

247	Derrick Phelps, 1990-94
241	George Lynch, 1989-93
203	Marcus Paige, 2012-16
197	Rick Fox, 1987-91
195	Kenny Smith, 1983-87
192	Ed Cota, 1997-00
191	Raymond Felton, 2002-05
190	Dudley Bradley, 1975-79
184	Ty Lawson, 2006-09
183	Mike O’Koren, 1976-80

**MOST STEALS BY YEARS PLAYED**

**Four-year career:** 247 by Derrick Phelps, 1990-94  
**Three-year career:** 191 by Raymond Felton, 2002-05



## BLOCKED SHOT RECORDS

### SINGLE-GAME

#### MOST BLOCKED SHOTS — SINGLE GAME

10	Brendan Haywood vs. Miami (Fla.), Dec. 4, 2000
9	John Henson vs. Michigan State, Nov. 11, 2011, in San Diego, Calif. (on USS Carl Vinson)
9	Warren Martin vs. Stanford, Dec. 20, 1985

#### MOST BLOCKED SHOTS — ACC REGULAR-SEASON GAME

7	Four times, most recently by John Henson vs. Maryland, Feb. 27, 2011
---	--

#### MOST BLOCKED SHOTS — ACC TOURNAMENT GAME

6*	Walker Kessler vs. Notre Dame, March 10, 2021, in Greensboro
----	--

#### MOST BLOCKED SHOTS — NCAA TOURNAMENT GAME

8^	Brice Johnson vs. Florida Gulf Coast, East first round, March 17, 2016, in Raleigh
----	--

#### MOST BLOCKED SHOTS — SMITH CENTER GAME

10	Brendan Haywood vs. Miami (Fla.), Dec. 4, 2000
----	--

### SEASON

#### MOST BLOCKED SHOTS — SINGLE SEASON

120	Brendan Haywood, 2000-01
118	John Henson, 2010-11
101	John Henson, 2011-12
93	Rasheed Wallace, 1994-95
91	Brendan Haywood, 1999-2000
81	Warren Martin, 1985-86
81	Warren Martin, 1984-85
67	Sam Perkins, 1980-81
<b>65</b>	<b>Armando Bacot, 2021-22</b>
65	Ed Davis, 2008-09
65	Brandan Wright, 2006-07
65	Sam Perkins, 1982-83

#### MOST BLOCKED SHOTS PER GAME — SEASON

3.64	Brendan Haywood, 2000-01 (120 blocks in 33 games)
3.19	John Henson, 2010-11 (118 blocks in 37 games)
2.89	John Henson, 2011-12 (101 blocks in 35 games)
2.79	Warren Martin, 1985-86 (81 blocks in 29 games)
2.78	Ed Davis, 2009-10 (64 blocks in 23 games)

### CAREER

#### MOST BLOCKED SHOTS — CAREER

304	Brendan Haywood, 1997-2001
279	John Henson, 2009-12
245	Sam Perkins, 1980-84
190	Warren Martin, 1981-86
174	Kevin Salvadori, 1990-94
169	Eric Montross, 1990-94
163	Brice Johnson, 2012-16
161	Scott Williams, 1986-90
<b>160</b>	<b>Armando Bacot, 2019-present</b>
156	Rasheed Wallace, 1993-95

#### MOST BLOCKED SHOTS BY YEARS PLAYED

**Four-year career:** 304 by Brendan Haywood, 1997-2001

**Three-year career:** 279 by John Henson, 2009-12

**Two-year career:** 156 by Rasheed Wallace, 1993-95

#### MOST BLOCKED SHOTS PER GAME — CAREER

2.56	John Henson, 2009-12 (279 blocks in 109 games)
2.26	Rasheed Wallace, 1993-95 (156 blocks in 69 games)
2.13	Brendan Haywood, 1997-2001 (304 blocks in 141 games)
2.11	Ed Davis, 2009-11 (129 blocks in 61 games)
1.81	Sam Perkins, 1980-84 (245 blocks in 135 games)

Robert Crawford



John Henson's 2.56 blocks per game in his career helped him to second place in UNC history in total blocks with 279.

Tom Copeland/Greensboro News & Record



Brendan Haywood owns Carolina's career, season and single-game blocked shot records.





Jeffrey Camarati

The 2009 senior class won 124 games, most in Carolina history.



Maggie Hobson

Leaky Black played in 155 career games, most in Carolina history, from 2018-23.

**MOST GAMES PLAYED — SINGLE SEASON**

- 40 Nate Britt, Justin Jackson, Kennedy Meeks, Seventh Woods in 2016-17
- 40 Joel Berry II, Isaiah Hicks, Justin Jackson, Brice Johnson, Theo Pinson in 2015-16
- 39 **Armando Bacot, RJ Davis**, Caleb Love, Brady Manek, in 2021-22
- 39 Tyler Hansbrough, Wayne Ellington, Danny Green, Deon Thompson, Marcus Ginyard in 2007-08

**MOST GAMES PLAYED — CAREER**

- 155 Leaky Black, 2018-23 (*five seasons*)
- 152 Deon Thompson, 2006-10 (*ACC record*) (*four seasons*)
- 151 Nate Britt, 2013-17
- 151 Isaiah Hicks, 2013-17
- 148 Brice Johnson, 2012-16
- 145 Danny Green, 2005-09
- 144 Joel Berry II, 2014-18
- 144 Kennedy Meeks, 2013-17
- 143 Marcus Ginyard, 2005-10
- 142 Tyler Hansbrough, 2005-09

**MOST CAROLINA WINS PLAYED — SINGLE SEASON**

- 36 Tyler Hansbrough, Wayne Ellington, Danny Green, Deon Thompson, Marcus Ginyard in 2007-08
- 34 Ed Davis, Larry Drew II, Wayne Ellington, Bobby Frasor, Danny Green and Deon Thompson in 2008-09
- 34 Alex Stepheson, Quentin Thomas in 2007-08
- 34 Vince Carter, Brendan Haywood, Makhtar Ndiaye, Ademola Okulaja and Shammond Williams in 1997-98
- 34 George Lynch, Eric Montross, Henrik Rodl, Kevin Salvadori and Pat Sullivan in 1992-93

**MOST CAROLINA WINS PLAYED — CAREER**

- 123 Danny Green, 2005-09 (23 in 2005-06, 30 in 2006-07, 36 in 2007-08, 34 in 2008-09)
- 121 Deon Thompson, 2006-10 (30 in 2006-07, 36 in 2007-08, 34 in 2008-09, 20 in 2009-10)
- 120 Tyler Hansbrough, 2005-09 (23 in 2005-06, 31 in 2006-07, 36 in 2007-08, 30 in 2008-09)
- 116 Nate Britt, 2013-17 (24 in 2013-14, 26 in 2014-15, 33 in 2015-16, 33 in 2016-17)
- 116 Isaiah Hicks, 2013-17 (24 in 2013-14, 26 in 2014-15, 33 in 2015-16, 33 in 2016-17)

**MOST ACC WINS PLAYED — CAREER  
 (includes ACC Tournament games)**

- 59 Luke Maye, 2015-19 (51 regular season, 8 ACC Tournament)
- 59 Nate Britt, 2013-17 (52 regular season, 7 ACC Tournament)
- 59 Isaiah Hicks, 2013-17 (52 regular season, 7 ACC Tournament)
- 58 Brice Johnson, 2012-16
- 58 Marcus Paige, 2012-16
- 58 Danny Green, 2005-09
- 58 Tyler Hansbrough, 2005-09

**TRIPLE-DOUBLE**

**(10 or More Points, Rebounds and Blocked Shots in Same Game)**

Brendan Haywood vs. Miami, Dec. 4, 2000 (18 points, 14 rebounds, 10 blocks)

**TRIPLE-DOUBLE**

**(10 or More Points, Rebounds and Assists in Same Game)**

Jason Capel vs. Buffalo, Dec. 17, 2000 (16 points, 11 rebounds, 10 assists)

(\*Note: The *Charlotte Observer* reported that Billy Cunningham had 33 points, 16 rebounds and 11 assists vs. Virginia on Jan. 16, 1965. However, assists were not an official statistic at that point.)

**ONLY PLAYER IN NCAA HISTORY WITH  
 1,000 POINTS, 1,000 ASSISTS AND 500 REBOUNDS**

Ed Cota (1,261 points, 1,030 assists and 517 rebounds)

**MOST WINS BY A CLASS (Four-year span)**

- 124 2009 (Michael Copeland, Bobby Frasor, Marcus Ginyard, Danny Green, Tyler Hansbrough)
- 123 2008 (Quentin Thomas)
- 121 2019 (Luke Maye, Kenny Williams)
- 121 2010 (Deon Thompson)
- 118 2018 (Joel Berry II, Theo Pinson)
- 117 1984 (Matt Doherty, Cecil Exum, Sam Perkins)

**MOST PERSONAL FOULS**

- 443 Scott Williams (1986-90) (*ACC record*)

**MOST GAMES PLAYED WITHOUT FOULING OUT**

- 138 Ed Cota (1996-2000) (*NCAA record*)



**TAR HEEL SINGLE-GAME BESTS**

**TOP 25 TAR HEEL SCORING GAMES**

Pts.	Player	Opponent	Date and Site
49	Bob Lewis	Florida State	Dec. 16, 1965, in Chapel Hill
48	Billy Cunningham	Tulane	Dec. 10, 1964, in Chapel Hill
47	Lennie Rosenbluth	Furman	Dec. 4, 1956, in Chapel Hill
45*	Lennie Rosenbluth	Clemson	Mar. 7, 1957, at Raleigh, N.C.
45	Lennie Rosenbluth	William & Mary	Feb. 7, 1956, in Chapel Hill
45	Lennie Rosenbluth	Clemson	Jan. 14, 1956, at Clemson, S.C.
45	George Glamack	Clemson	Feb. 10, 1941, in Chapel Hill
43	Charlie Scott	Wake Forest	Jan. 17, 1970, in Chapel Hill
43	Bob Lewis	Richmond	Dec. 8, 1965, in Chapel Hill
42	Shammond Williams	Georgia Tech	Feb. 8, 1998, at Atlanta, Ga.
41	Kenny Smith	Clemson	Jan. 28, 1987, at Clemson, S.C.
41*	Charlie Scott	Virginia	Mar. 5, 1970, at Charlotte, N.C.
40*	Harrison Barnes	Clemson	Mar. 12, 2011, in Greensboro, N.C.
40	Tyler Hansbrough	Georgia Tech	Feb. 15, 2006, in Chapel Hill
40*	Charlie Scott	Duke	Mar. 8, 1969, at Charlotte, N.C.
40	Billy Cunningham	Maryland	Jan. 13, 1964, in Chapel Hill
40	Lennie Rosenbluth	Duke	Mar. 1, 1957, at Durham, N.C.
39	Brice Johnson	Florida State	Jan. 4, 2016, at Tallahassee, Fla.
39	Tyler Hansbrough	Clemson	Feb. 10, 2008, in Chapel Hill
39	Michael Jordan	Georgia Tech	Jan. 29, 1983, in Greensboro, N.C.
39^	Al Wood	Virginia	Mar. 28, 1981, at Philadelphia, Pa.
39	Dennis Wuycik	Creighton	Dec. 12, 1970, at Charlotte, N.C.
39^	Lennie Rosenbluth	Canisius	Mar. 15, 1957, at Philadelphia, Pa.
39	Lennie Rosenbluth	William & Mary	Dec. 11, 1954, at Williamsburg, Va.
38	Joseph Forte	Tulsa	Nov. 11, 2000, in Chapel Hill
38	Larry Miller	Virginia	Jan. 28, 1967, in Chapel Hill
38	Billy Cunningham	Virginia	Feb. 23, 1965, in Chapel Hill
38*	Lennie Rosenbluth	South Carolina	Mar. 9, 1957, at Raleigh, N.C.



**Bob Lewis scored a school-record 49 points vs. Florida State in 1965.**



**Sean May had a career-high 24 rebounds in the win over Duke in 2005 in Chapel Hill.**


**Key to symbols:** \*ACC Tournament game ~NIT game  
^NCAA Tournament game

**TOP 25 TAR HEEL REBOUNDING GAMES**

Reb.	Player	Opponent	Date and Site
30	Rusty Clark	Maryland	Feb. 21, 1968, in Chapel Hill
28	Billy Cunningham	Maryland	Jan. 13, 1964, in Chapel Hill
27	Billy Cunningham	Clemson	Feb. 16, 1963, at Charlotte, N.C.
25	Billy Cunningham	Tulane	Dec. 10, 1964, in Chapel Hill
25	Billy Cunningham	South Carolina	Feb. 15, 1964, at Charlotte, N.C.
25	Billy Cunningham	Virginia Tech	Jan. 18, 1964, in Chapel Hill
25	Lennie Rosenbluth	Virginia	Jan. 11, 1955, in Chapel Hill
25	Lennie Rosenbluth	South Carolina	Dec. 9, 1954, in Chapel Hill
24	Sean May	Duke	Mar. 6, 2005, in Chapel Hill
24	Billy Cunningham	Georgia	Dec. 3, 1964, at Athens, Ga.
23	<b>Armando Bacot</b>	<b>James Madison</b>	<b>Nov. 30, 2022, in Chapel Hill</b>
23	Brice Johnson	Florida State	Jan. 4, 2016, at Tallahassee, Fla.
23	Billy Cunningham	Virginia	Feb. 20, 1963, in Chapel Hill
23	Pete Brennan	Clemson	Jan. 18, 1958, in Clemson, S.C.
23	Paul Likins	Clemson	Dec. 4, 1955, in Chapel Hill
23	Lennie Rosenbluth	Clemson	Dec. 4, 1955, in Chapel Hill
22^	<b>Armando Bacot</b>	<b>Saint Peter's</b>	<b>March 27, 2022, in Philadelphia</b>
22	<b>Armando Bacot</b>	<b>at Louisville</b>	<b>Feb. 1, 2022</b>
22	<b>Armando Bacot</b>	<b>Virginia</b>	<b>Jan. 8, 2022</b>
22^	Tyler Zeller	Ohio	Mar. 23, 2012, in St. Louis, Mo.
22	Billy Cunningham	Maryland	Feb. 18, 1964, at College Park, Md.
22	Pete Brennan	Wake Forest	Jan. 4, 1958, in Chapel Hill
22	Lennie Rosenbluth	William & Mary	Feb. 7, 1956, in Chapel Hill
21^	<b>Armando Bacot</b>	<b>Duke</b>	<b>April 2, 2022, in New Orleans</b>
21	Brice Johnson	Duke	March 5, 2016, in Chapel Hill
21	Tyler Hansbrough	Florida State	Feb. 3, 2008, in Tallahassee, Fla.
21	Sean May	Duke	Feb. 5, 2004, in Chapel Hill
21	Sean May	Akron	Dec. 14, 2003, in Chapel Hill
21	Mitch Kupchak	Tulane	Feb. 14, 1976, at New Orleans, La.
21	Bobby Jones	Duke	Jan. 20, 1973, in Chapel Hill
21	Billy Cunningham	South Carolina	Feb. 19, 1965, at Charlotte, N.C.
21	Billy Cunningham	South Carolina	Feb. 15, 1963, at Charlotte, N.C.
21	Doug Moe	Virginia	Jan. 14, 1961, at Charlottesville, Va.
21*	Lee Shaffer	Clemson	Mar. 5, 1959, at Raleigh, N.C.
21	Lennie Rosenbluth	Virginia	Jan. 10, 1956, in Chapel Hill

**TOP 25 TAR HEEL ASSIST GAMES**

As.	Player	Opponent	Date and Site
18	Raymond Felton	George Mason	Dec. 7, 2003, in Chapel Hill
17	Ed Cota	UNLV	Dec. 4, 1999, at Charlotte, N.C.
17	Jeff Lebo	Chattanooga	Nov. 18, 1988, in Chapel Hill
16	Kendall Marshall	Maryland	Feb. 4, 2012, in College Park, Md.
16	Kendall Marshall	Long Beach State	Dec. 10, 2011, in Chapel Hill
16	Kendall Marshall	Florida State	Feb. 6, 2011, in Chapel Hill
15	Kendall Marshall	Tennessee State	Nov. 22, 2011, in Chapel Hill
15	Kendall Marshall	UNC Asheville	Nov. 13, 2011, in Asheville, N.C.
14	Kendall Marshall	South Carolina	Nov. 25, 2011, in Las Vegas, Nev.
14^	Kendall Marshall	Washington	Mar. 20, 2011, in Charlotte, N.C.
14~	Raymond Felton	Wyoming	Mar. 24, 2003, in Chapel Hill
14	Ed Cota	Florida State	Jan. 24, 1998, in Chapel Hill
14	Ed Cota	Appalachian State	Jan. 17, 1998, in Chapel Hill
14	Phil Ford	NC State	Feb. 23, 1977, in Chapel Hill
14	Phil Ford	Brigham Young	Dec. 20, 1976, in Chapel Hill
14	Phil Ford	Howard	Nov. 29, 1975, in Chapel Hill
13	Kendall Marshall	NC State	Feb. 22, 2012, in Raleigh, N.C.
13	Kendall Marshall	Clemson	Feb. 18, 2012, in Chapel Hill
13	Kendall Marshall	Appalachian State	Dec. 17, 2011, in Chapel Hill
13	Ed Cota	Duke	Mar. 4, 2000, at Durham, N.C.
13	Ed Cota	Wake Forest	Feb. 12, 2000, in Chapel Hill
13	Ed Cota	Hampton	Nov. 23, 1998, at Hampton, Va.
13	Ed Cota	Georgia Tech	Feb. 8, 1998, at Atlanta, Ga.
13	Ed Cota	NC State	Jan. 21, 1998, at Raleigh, N.C.
13	Shammond Williams	Richmond	Nov. 19, 1997, at Richmond, Va.
13	Jeff McInnis	Florida State	Jan. 25, 1995, in Chapel Hill
13	King Rice	Kentucky	Dec. 27, 1989, at Louisville, Ky.
13	Kenny Smith	Miami (Fla.)	Dec. 6, 1986, in Chapel Hill
13	Jeff Lebo	Manhattan	Dec. 27, 1985, at Miami, Fla.
13	Kenny Smith	UCLA	Nov. 24, 1985, in Chapel Hill
13	Steve Hale	Clemson	Feb. 23, 1985, in Chapel Hill
13	Kenny Smith	The Citadel	Feb. 1, 1985, at Charlotte, N.C.
13	Kenny Smith	SMU	Jan. 13, 1985, at Greensboro, N.C.
13	Kenny Smith	Oral Roberts	Dec. 8, 1984, in Chapel Hill
13	Steve Hale	Duke	Mar. 3, 1984, in Chapel Hill
13*	Larry Brown	South Carolina	Feb. 28, 1963, at Raleigh, N.C.




**MITCH KUPCHAK**

Steve Clans




**ARMANDO BACOT**

Anthony Sorbellini



**BILLY CUNNINGHAM**



**KENNY SMITH**



**YEARLY STATISTICAL LEADERS**

**FIELD GOAL PERCENTAGE  
(min. 85 field goals made)**

Year	Player	FGM	FGA	Pct.
1951-52	Al Lifson	163	401	.406
1952-53	Jerry Vayda	111	266	.417
1953-54	Jerry Vayda	123	298	.413
1954-55	Tony Radovich	85	194	.438
1955-56	Lennie Rosenbluth	227	496	.456
1956-57	Lennie Rosenbluth	305	631	.483
1957-58	Pete Brennan	170	388	.438
1958-59	Lee Shaffer	128	273	.468
1959-60	Lee Shaffer	169	388	.436
1960-61	Jim Hudock	94	188	.500
1961-62	Donnie Walsh*	85	152	.559
1962-63	Billy Cunningham	186	380	.487
1963-64	Charlie Shaffer	117	221	.525
1964-65	Billy Cunningham	237	481	.491
1965-66	Larry Miller	219	400	.548
1966-67	Rusty Clark*	181	328	.552
1967-68	Charlie Scott	234	470	.498
1968-69	Bill Bunting*	217	363	.598
1969-70	Dennis Wuycik	148	270	.548
1970-71	Dennis Wuycik*	182	300	.607
1971-72	Bobby Jones*	127	190	.668
1972-73	Mitch Kupchak	99	164	.604
1973-74	Bobby Jones*	189	326	.580
1974-75	Mitch Kupchak	239	397	.602
1975-76	Tommy LaGarde*	156	255	.612
1976-77	Tommy LaGarde	108	182	.593
1977-78	Mike O'Koren*	173	269	.643
1978-79	Al Wood*	210	367	.572
1979-80	Al Wood	216	378	.571
1980-81	Sam Perkins	199	318	.626
1981-82	Sam Perkins	174	301	.578
1982-83	Brad Daugherty	110	197	.558
1983-84	Brad Daugherty	128	210	.610
1984-85	Brad Daugherty	238	381	.625
1985-86	Brad Daugherty*#	284	438	.648
1986-87	J.R. Reid	198	339	.584
1987-88	J.R. Reid	222	366	.607
1988-89	J.R. Reid	164	267	.614
1989-90	Kevin Madden	120	211	.569
1990-91	Pete Chilcutt	175	325	.538
1991-92	Eric Montross	140	244	.574
1992-93	Eric Montross	222	361	.615
1993-94	Rasheed Wallace	139	230	.604
1994-95	Rasheed Wallace*	238	364	.654
1995-96	Antawn Jamison*	201	322	.624
1996-97	Antawn Jamison	270	496	.544
1997-98	Vince Carter*	224	379	.591
1998-99	Brendan Haywood	160	247	.648
1999-00	Brendan Haywood*#	191	274	.697
2000-01	Brendan Haywood	155	262	.592
2001-02	Jawad Williams	104	202	.515
2002-03	Rashad McCants	215	438	.491
2003-04	Rashad McCants	216	451	.479
2004-05	Sean May	228	402	.567
2005-06	Tyler Hansbrough	199	349	.570
2006-07	Brandon Wright*	228	353	.646
2007-08	Tyler Hansbrough	289	535	.540
2008-09	Ty Lawson	182	342	.532
2009-10	Ed Davis	111	192	.578
2010-11	Tyler Zeller*	210	384	.547
2011-12	Tyler Zeller	220	398	.553
2012-13	Brice Johnson	90	176	.511
2013-14	Brice Johnson	150	265	.566
2014-15	Brice Johnson	207	366	.566
2015-16	Brice Johnson*	267	435	.614
	Isaiah Hicks	132	215	.614
2016-17	Isaiah Hicks	174	302	.573
2017-18	Luke Maye	251	516	.486
	Kenny Williams	156	321	.486
2018-19	Garrison Brooks	116	202	.574
2019-20	Garrison Brooks	207	387	.535
2020-21	Armando Bacot	137	218	.628
2021-22	Armando Bacot	244	429	.569
2022-23	Armando Bacot	185	334	.554

**THREE-POINT FIELD GOAL PERCENTAGE  
(min. 25 field goals made)**

Year	Player	Made	Att	Pct.
1982-83	Jim Braddock	43	93	.462
1986-87	Jeff Lebo	67	149	.450
1987-88	Jeff Lebo	78	168	.464
1988-89	Steve Bucknall	62	148	.419
1989-90	Rick Fox	70	160	.438
1990-91	Hubert Davis*	64	131	.489
1991-92	Hubert Davis	85	198	.429
1992-93	Donald Williams	83	199	.417
1993-94	Jeff McInnis	27	65	.415
1994-95	Dante Calabria*	66	133	.496
1995-96	Shammond Williams	46	116	.397

1996-97	Shammond Williams	95	227	.419
1997-98	Vince Carter	44	107	.411
1998-99	Ademola Okulaja	59	137	.431
1999-00	Jason Capel	46	121	.380
2000-01	Jason Capel	56	134	.418
2001-02	Adam Boone	34	79	.430
2002-03	Rashad McCants	72	174	.414
2003-04	Rashad McCants	78	191	.408
2004-05	Raymond Felton*	70	159	.440
2005-06	Wes Miller	64	145	.441
2006-07	Reyshawn Terry	45	103	.437
2007-08	Wayne Ellington	78	195	.400
2008-09	Ty Lawson	51	108	.472
2009-10	Will Graves	73	197	.371
2010-11	Leslie McDonald	51	134	.381
2011-12	Reggie Bullock	71	186	.382
2012-13	Reggie Bullock	88	202	.436
2013-14	Marcus Paige	86	221	.389
2014-15	Marcus Paige	94	238	.395
2015-16	Joel Berry II	68	178	.382
2016-17	Joel Berry II	88	230	.383
2017-18	Luke Maye	50	116	.431
2018-19	Cameron Johnson*	96	210	.457
2019-20	Brandon Robinson	59	160	.369
2020-21	Kerwin Walton	58	138	.420
2021-22	Brady Manek*	98	243	.403
2022-23	Caleb Love	73	244	.299

**FREE THROW PERCENTAGE  
(min. 50 free throws made)**

Year	Player	FTM	FTA	Pct.
1951-52	Al Lifson	99	140	.707
1952-53	Al Lifson	100	142	.704
1953-54	Al Lifson	74	97	.763
1954-55	Tony Radovich	60	80	.750
1955-56	Tony Radovich	63	76	.829
1956-57	Lennie Rosenbluth	285	376	.758
1957-58	Harvey Salz	64	84	.761
1958-59	Lee Shaffer	74	96	.770
1959-60	York Larese*	131	151	.868
1960-61	York Larese	124	158	.785
1961-62	Larry Brown	101	127	.795
1962-63	Larry Brown	95	122	.779
1963-64	Ray Respass	52	66	.788
1964-65	Bobby Lewis	123	175	.703
1965-66	Bobby Lewis	222	274	.810
1966-67	Bobby Lewis	167	211	.791
1967-68	Dick Grubar	64	90	.711
1968-69	Bill Bunting	143	173	.827
1969-70	Charlie Scott	169	215	.786
1970-71	Dennis Wuycik	169	197	.858
1971-72	Kim Hubbard	53	57	.930
1972-73	Ed Stahl	73	88	.830
1973-74	Darrell Elston	81	93	.871
1974-75	Phil Ford	126	161	.783
1975-76	Tommy LaGarde	106	131	.809
1976-77	Phil Ford*	157	184	.853
1977-78	Phil Ford	149	184	.810
1978-79	Mike O'Koren	144	188	.766
1979-80	Al Wood	118	154	.766
1980-81	Jimmy Black	93	118	.788
1981-82	Matt Doherty	71	92	.772
1982-83	Jim Braddock	67	81	.827
1983-84	Sam Perkins*	155	181	.856
1984-85	Steve Hale*	85	97	.876
1985-86	Steve Hale	85	103	.825
1986-87	Jeff Lebo*	79	93	.849
1987-88	Ranzino Smith	52	58	.897
1988-89	Jeff Lebo	89	103	.864
1989-90	Hubert Davis	59	74	.797
1990-91	Hubert Davis	81	97	.835
1991-92	Hubert Davis*	140	169	.828
1992-93	Donald Williams*	97	117	.829
1993-94	Donald Williams	77	100	.770
1994-95	Jerry Stackhouse	185	260	.712
1995-96	Jeff McInnis	88	110	.800
1996-97	Shammond Williams	88	108	.815
1997-98	Shammond Williams*	133	146	.911
1998-99	Jason Capel	76	89	.854
1999-00	Jason Capel	116	140	.829
2000-01	Joseph Forte	133	156	.853
2001-02	Jason Capel	112	136	.824
2002-03	Jawad Williams	97	129	.752
2003-04	Raymond Felton	85	105	.810
2004-05	Marvin Williams	138	163	.847
2005-06	Reyshawn Terry	108	135	.800
2006-07	Wayne Ellington	51	61	.836
2007-08	Danny Green	69	79	.873
2008-09	Danny Green	52	61	.852
2009-10	Will Graves	50	62	.806
2010-11	Tyler Zeller	161	211	.763
2011-12	P.J. Hairston	52	62	.839
2012-13	Marcus Paige	51	61	.836

2013-14	Marcus Paige	128	146	.877
2014-15	Nate Britt	60	68	.882
2015-16	Joel Berry II	91	105	.867
2016-17	Isaiah Hicks	113	145	.779
2017-18	Joel Berry II	108	121	.893
2018-19	Cameron Johnson	90	110	.818
2019-20	Cole Anthony	96	128	.750
2020-21	RJ Davis	55	87	.821
2021-22	Caleb Love	132	153	.863
2022-23	RJ Davis*	111	126	.881

**SCORING AVERAGE**

Year	Player	PPG
1910-11	Marvin Ritch	9.5
1911-12	Junius Smith	12.0
1912-13	Meb Long	10.1
1913-14	Meb Long	12.7
1914-15	Meb Long	11.1
1915-16	Meb Long	14.7
1916-17	Mac McDuffie	11.1
1917-18	Peter Lynch	13.1
1918-19	Peter Lynch	11.8
1919-20	Billy Carmichael	10.8
1920-21	Cartwright Carmichael	15.1
1921-22	Cartwright Carmichael	12.6
1922-23	Cartwright Carmichael	14.9
1923-24	Jack Cobb	13.6
1924-25	Jack Cobb	9.5
1925-26	Jack Cobb	11.9
1926-27	Bill Vanstory	8.1
1927-28	Rufus Hackney	7.8
1928-29	Henry Satterfield	7.3
1929-30	Dave Neiman	6.7
1930-31	Sandy Dameron	7.3
1931-32	Wilmer Hines	8.9
1932-33	Wilmer Hines	10.1
1933-34	Virgil Weathers	7.8
1934-35	Mel Nelson	9.6
1935-36	Andy Bershak	6.8
1936-37	Pete Mullis	8.3
1937-38	Andy Bershak	7.5
1938-39	George Glamack	9.1
1939-40	George Glamack	17.6
1940-41	George Glamack	20.6
1941-42	Bob Rose	11.5
1942-43	Fritz Nagy	10.4
1943-44	Bernie Mock	9.1
1944-45	Jim Jordan	11.2
1945-46	John "Hook" Dillon	13.9
1946-47	Jim Hamilton	11.4
1947-48	Bob Paxton	12.2
1948-49	Coy Carson	15.3
1949-50	Nemo Nearman	13.2
1950-51	Jack Wallace	13.9
1951-52	Al Lifson	15.8
1952-53	Al Lifson	14.7
1953-54	Jerry Vayda	17.0
1954-55	Lennie Rosenbluth	25.5
1955-56	Lennie Rosenbluth*	26.7
1956-57	Lennie Rosenbluth	28.0
1957-58	Pete Brennan*	21.3
1958-59	York Larese	15.1
1959-60	Lee Shaffer*	18.2
1960-61	York Larese	23.1
1961-62	Larry Brown	16.5
1962-63	Billy Cunningham	22.7
1963-64	Billy Cunningham*	26.0
1964-65	Billy Cunningham*	25.4
1965-66	Bobby Lewis*	27.4
1966-67	Larry Miller	21.9
1967-68	Larry Miller	22.4
1968-69	Charlie Scott	22.3
1969-70	Charlie Scott*	27.1
1970-71	Dennis Wuycik	18.4
1971-72	Robert McAdoo	19.5
1972-73	George Karl	17.0
1973-74	Bobby Jones	16.1
1974-75	Mitch Kupchak	18.5
1975-76	Phil Ford	18.6
1976-77	Phil Ford	18.7
1977-78	Phil Ford	20.8
1978-79	Al Wood	17.8
1979-80	Al Wood	19.0
1980-81	Al Wood	18.1
1981-82	James Worthy	15.6
1982-83	Michael Jordan	20.0
1983-84	Michael Jordan*	19.6
1984-85	Brad Daugherty	17.3
1985-86	Brad Daugherty	20.2
1986-87	Kenny Smith	16.9
1987-88	J.R. Reid	18.0
1988-89	J.R. Reid	15.9
1989-90	Rick Fox	16.2



**YEARLY STATISTICAL LEADERS**

1990-91	Rick Fox	16.9
1991-92	Hubert Davis	21.4
1992-93	Eric Montross	15.8
1993-94	Donald Williams	14.3
1994-95	Jerry Stackhouse	19.2
1995-96	Jeff McInnis	16.5
1996-97	Antawn Jamison	19.1
1997-98	Antawn Jamison*	22.2
1998-99	Ademola Okulaja	13.9
1999-00	Joseph Forte	16.7
2000-01	Joseph Forte	20.9
2001-02	Jason Capel	15.6
2002-03	Rashad McCants	17.0
2003-04	Rashad McCants*	20.0
2004-05	Sean May	17.5
2005-06	Tyler Hansbrough	18.9
2006-07	Tyler Hansbrough	18.4
2007-08	Tyler Hansbrough*	22.6
2008-09	Tyler Hansbrough	20.7
2009-10	Deon Thompson	13.7
2010-11	Tyler Zeller	15.7
	Harrison Barnes	15.7
2011-12	Harrison Barnes	17.1
2012-13	P.J. Hairston	14.6
2013-14	Marcus Paige	17.5
2014-15	Marcus Paige	14.1
2015-16	Brice Johnson	17.0
2016-17	Justin Jackson	18.3
2017-18	Joel Berry II	17.1
2018-19	Cameron Johnson	16.9
2019-20	Cole Anthony	18.5
<b>2020-21</b>	<b>Armando Bacot</b>	<b>12.3</b>
<b>2021-22</b>	<b>Armando Bacot</b>	<b>16.3</b>
2022-23	Caleb Love	16.7

**REBOUNDING AVERAGE**

Year	Player	RPG
1951-52	Howard Deasy	10.7
1952-53	Bud Maddie	11.6
1953-54	Paul Likins	10.9
1954-55	Lennie Rosenbluth	11.7
1955-56	Lennie Rosenbluth	11.5
1956-57	Pete Brennan	10.4
1957-58	Pete Brennan*	11.7
1958-59	Dick Kепley	7.3
1959-60	Doug Moe	11.3
1960-61	Doug Moe	14.0
1961-62	Jim Hudock	10.1
1962-63	Billy Cunningham*	16.1
1963-64	Billy Cunningham*	15.8
1964-65	Billy Cunningham*	14.3
1965-66	Larry Miller	10.3
1966-67	Rusty Clark	10.3
1967-68	Rusty Clark	11.0
1968-69	Rusty Clark	9.2
1969-70	Lee Dedmon	9.4
1970-71	Lee Dedmon	8.5
1971-72	Robert McAdoo	10.1
1972-73	Bobby Jones	10.5
1973-74	Bobby Jones	9.8
1974-75	Mitch Kupchak	10.8
1975-76	Mitch Kupchak*	11.3
1976-77	Tommy LaGarde	7.4
1977-78	Mike O'Koren	6.7
1978-79	Mike O'Koren	7.2
1979-80	Mike O'Koren	7.4
1980-81	James Worthy	8.4
1981-82	Sam Perkins	7.8
1982-83	Sam Perkins	9.4
1983-84	Sam Perkins	9.6
1984-85	Brad Daugherty*	9.7
1985-86	Brad Daugherty	9.0
1986-87	J.R. Reid	7.4
1987-88	J.R. Reid	8.9
1988-89	Scott Williams	7.3
1989-90	Scott Williams	7.3
1990-91	George Lynch	7.4
1991-92	George Lynch	8.8
1992-93	George Lynch	9.6
1993-94	Eric Montross	8.1
1994-95	Jerry Stackhouse	8.2
1995-96	Antawn Jamison	9.7
1996-97	Antawn Jamison	9.4
1997-98	Antawn Jamison*	10.5
1998-99	Ademola Okulaja	8.4
1999-00	Brendan Haywood	7.5
2000-01	Jason Capel	7.3
	Brendan Haywood	7.3
2001-02	Jason Capel	8.6
2002-03	Jawad Williams	5.6
2003-04	Sean May*	9.8
2004-05	Sean May	10.7
2005-06	Tyler Hansbrough	7.8

2006-07	Tyler Hansbrough	7.9
2007-08	Tyler Hansbrough*	10.2
2008-09	Tyler Hansbrough	8.1
2009-10	Ed Davis	9.2
2010-11	John Henson	10.1
2011-12	John Henson*	9.9
2012-13	James Michael McAdoo	7.3
2013-14	James Michael McAdoo	6.8
2014-15	Brice Johnson	7.8
2015-16	Brice Johnson	10.4
2016-17	Kennedy Meeks	9.5
2017-18	Luke Maye	10.1
2018-19	Luke Maye	10.5
2019-20	Garrison Brooks	8.5
<b>2020-21</b>	<b>Armando Bacot</b>	<b>7.8</b>
<b>2021-22</b>	<b>Armando Bacot</b>	<b>13.1</b>
<b>2022-23</b>	<b>Armando Bacot</b>	<b>10.4</b>

**ASSISTS**

Year	Player	Assists
1968-69	Charlie Scott	108
1969-70	Eddie Fogler	92
1970-71	Steve Previs	90
1971-72	Steve Previs	151
1972-73	George Karl	192
1973-74	Darrell Elston	158
1974-75	Phil Ford	161
1975-76	Phil Ford*	203
1976-77	Phil Ford*	217
1977-78	Phil Ford*	172
1978-79	Mike O'Koren	99
1979-80	Mike O'Koren	104
1980-81	Jimmy Black	188
1981-82	Jimmy Black*	213
1982-83	Matt Doherty	150
1983-84	Matt Doherty	124
1984-85	Kenny Smith	235
1985-86	Kenny Smith	210
1986-87	Kenny Smith	209
1987-88	Jeff Lebo	159
1988-89	Steve Bucknall	196
1989-90	King Rice	217
1990-91	King Rice	207
1991-92	Derrick Phelps	207
1992-93	Derrick Phelps	196
1993-94	Derrick Phelps	176
1994-95	Jeff McInnis	180
1995-96	Jeff McInnis	170
1996-97	Ed Cota*	234
1997-98	Ed Cota*	274
1998-99	Ed Cota*	238
1999-00	Ed Cota*	284
2000-01	Ronald Curry	119
2001-02	Adam Boone	89
2002-03	Raymond Felton	236
2003-04	Raymond Felton*	213
2004-05	Raymond Felton*	248
2005-06	Bobby Frasier	136
2006-07	Ty Lawson	213
2007-08	Ty Lawson	165
2008-09	Ty Lawson*	230
2009-10	Larry Drew II	222
2010-11	Kendall Marshall*	230
2011-12	Kendall Marshall*#	351
2012-13	Marcus Paige	161
2013-14	Marcus Paige	143
2014-15	Marcus Paige	170
2015-16	Joel Berry II	151
2016-17	Joel Berry II	138
2017-18	Theo Pinson	187
2018-19	Coby White	143
2019-20	Cole Anthony	88
2020-21	Caleb Love	104
<b>2021-22</b>	<b>RJ Davis</b>	<b>142</b>
<b>2022-23</b>	<b>RJ Davis</b>	<b>106</b>

**BLOCKED SHOTS**

Year	Player	Blocks
1975-76	Mitch Kupchak	32
1976-77	Tommy LaGarde	31
1977-78	Jeff Wolf	23
1978-79	Pete Budko	27
1979-80	Jeff Wolf	28
1980-81	Sam Perkins	67
1981-82	Sam Perkins	53
1982-83	Sam Perkins	65
1983-84	Sam Perkins	60
1984-85	Warren Martin	81
1985-86	Warren Martin	81
1986-87	Dave Popson	27
	J.R. Reid	27
	Scott Williams	27
1987-88	Scott Williams	43

1988-89	Scott Williams	50
1989-90	Scott Williams	41
1990-91	Pete Chilcutt	35
1991-92	Kevin Salvadori	63
1992-93	Eric Montross	47
1993-94	Rasheed Wallace	63
1994-95	Rasheed Wallace	93
1995-96	Serge Zwikker	49
1996-97	Serge Zwikker	61
1997-98	Makhtar Ndiaye	54
1998-99	Brendan Haywood	60
1999-00	Brendan Haywood	91
2000-01	Brendan Haywood*	120
2001-02	Kris Lang	33
2002-03	Jawad Williams	37
2003-04	Sean May	37
2004-05	Sean May	38
2005-06	Danny Green	32
2006-07	Brandan Wright	65
2007-08	Deon Thompson	51
2008-09	Ed Davis	65
2009-10	Ed Davis	64
2010-11	John Henson*	118
2011-12	John Henson*	101
2012-13	Desmond Hubert	30
2013-14	Brice Johnson	43
2014-15	Kennedy Meeks	46
2015-16	Brice Johnson	59
2016-17	Kennedy Meeks	47
2017-18	Luke Maye	38
2018-19	Luke Maye	20
<b>2019-20</b>	<b>Armando Bacot</b>	<b>36</b>
<b>2020-21</b>	<b>Armando Bacot</b>	<b>26</b>
	Day/Ron Sharpe	26
<b>2021-22</b>	<b>Armando Bacot</b>	<b>65</b>
2022-23	Pete Nance	34

**STEALS**

Year	Player	Steals
1975-76	Walter Davis	71
1976-77	Walter Davis	78
1977-78	Dudley Bradley	61
1978-79	Dudley Bradley*	97
1979-80	Mike O'Koren	43
1980-81	Jimmy Black	64
1981-82	Jimmy Black	58
1982-83	Michael Jordan	78
1983-84	Michael Jordan	50
1984-85	Kenny Smith	64
1985-86	Steve Hale	55
1986-87	Kenny Smith	51
1987-88	Scott Williams	45
1988-89	Rick Fox	47
1989-90	Rick Fox	54
	King Rice	54
1990-91	Rick Fox	70
1991-92	Derrick Phelps	78
1992-93	George Lynch	89
1993-94	Derrick Phelps	60
1994-95	Jerry Stackhouse	50
1995-96	Jeff McInnis	38
1996-97	Ed Cota	57
1997-98	Ed Cota	58
1998-99	Ademola Okulaja	46
1999-00	Joseph Forte	54
2000-01	Joseph Forte	67
2001-02	Jason Capel	29
2002-03	Raymond Felton	56
2003-04	Raymond Felton	63
2004-05	Raymond Felton	72
2005-06	Tyler Hansbrough	38
2006-07	Ty Lawson	58
2007-08	Tyler Hansbrough	59
2008-09	Ty Lawson*	75
2009-10	Marcus Ginyard	44
2010-11	Dexter Strickland	46
2011-12	Kendall Marshall	43
2012-13	James Michael McAdoo	54
2013-14	J.P. Tokoto	55
2014-15	Marcus Paige	65
2015-16	Joel Berry II	58
2016-17	Joel Berry II	53
2017-18	Joel Berry II	42
2018-19	Cameron Johnson	43
2019-20	Leaky Black	40
2020-21	Leaky Black	36
<b>2021-22</b>	<b>RJ Davis</b>	<b>40</b>
2022-23	Leaky Black	42

\*Denotes ACC leader

#Denotes NCAA leader



**YEAR-BY-YEAR UNC TEAM STATISTICS**

Year	GP	Field Goals		3Pt. Field Goals		Free Throws		Rebounds		A	TO	BLK	STL	PF-D	Points-Avg.	
		Made-Att.	Pct.	Made-Att.	Pct.	Made-Att.	Pct.	Off-Def	Tot-Avg.							
1946-47	27	543				347-556	.624								1433-53.1	
1947-48	27	537				378-623	.607								1452-53.8	
1948-49						361-596	.606								1605-57.3	
1949-50	29	615				423-720	.588							526	1653-57.0	
1950-51	27	682-2025	.337			402-709	.567								1766-65.4	
1951-52	27	659-1892	.348			423									1741-64.5	
1952-53	27	714-1944	.367			588-914	.643								2016-74.7	
1953-54	21	499-1322	.377			441-701	.629	859-40.9						478	1439-68.5	
1954-55	21	549-1386	.396			494-722	.684	794-37.8						396-21	1592-75.8	
1955-56	23	623-1515	.411			593-862	.688	1106-48.1						417	1839-80.0	
1956-57	32	860-1996	.431			817-1165	.701	1495-46.7						586	2537-79.3	
1957-58	26	642-1621	.396			583-840	.694	1157-44.5						493	1867-71.8	
1958-59	25	648-1509	.429			501-724	.692	1132-45.3						444	1797-71.9	
1959-60	24	606-1467	.413			542-715	.758	1101-45.9						563	1754-73.1	
1960-61	23	664-1497	.444			437-651	.671	1148-49.9						429	1765-76.7	
1961-62	17	450-959	.469			330-495	.667	708-41.6						374	1230-72.4	
1962-63	21	628-1368	.459			352-520	.677	918-43.7						390	1608-76.6	
1963-64	24	731-1625	.450			399-607	.657	1171-48.8						477	1861-77.5	
1964-65	24	757-1600	.473			400-605	.661	1092-45.5						438	1914-79.8	
1965-66	27	838-1620	.517			508-693	.733	1007-37.3						453	2184-80.9	
1966-67	32	1016-2154	.472			598-894	.669	1505-47.0						598	2630-82.2	
1967-68	32	1028-2261	.455			624-916	.681	1511-47.2						570	2680-83.8	
1968-69	32	1094-2228	.491			656-912	.719	1468-45.9	485					584	2844-88.9	
1969-70	27	931-1936	.481			537-747	.719	1236-45.8	403					530	2399-88.9	
1970-71	32	1010-1935	.522			686-923	.743	1382-43.2	586					654	2706-84.6	
1971-72	31	1031-1954	.528			700-942	.743	1378-44.5	683					641	2762-89.1	
1972-73	33	1150-2181	.527			496-703	.706	1405-42.6	855					675	2796-84.7	
1973-74	28	1015-1952	.520			407-577	.705	1144-40.9	677					574	2437-87.0	
1974-75	31	1037-1933	.536			549-755	.727	1200-38.7	658					601	2623-84.6	
1975-76	29	966-1838	.526			537-715	.751	1086-37.4	598	74	279			567	2469-85.1	
1976-77	33	1054-1961	.537			651-873	.746	1124-34.1	656	93	356			684	2759-83.6	
1977-78	31	1008-1895	.532			497-756	.657	1111-35.8	595	93	294			633-18	2513-81.1	
1978-79	29	861-1614	.533			496-688	.721	936-32.3	428	112	278			533-8	2218-76.5	
1979-80	29	838-1603	.523			448-669	.670	944-32.6	462	110	225			559-18	2124-73.2	
1980-81	37	1028-1969	.522			604-826	.731	1264-34.2	545	146	272			636-17	2660-71.9	
1981-82	34	895-1668	.537			477-689	.692	999-29.4	583	438	110	239		471-6	2269-66.7	
1982-83	36	1072-2082	.515	132-302	.437	629-849	.741	1268-35.2	597	509	173	248		673-19	2905-80.7	
1983-84	31	966-1779	.543			551-704	.783	1073-34.6	605	476	157	221		499-10	2483-80.1	
1984-85	36	1039-1925	.540			569-748	.761	1215-33.8	702	556	159	220		604-24	2647-73.5	
1985-86	34	1197-2140	.559			551-747	.738	1272-37.4	800	522	152	271		642-20	2945-86.6	
1986-87	36	1238-2304	.537	213-488	.436	596-826	.722	1329-36.9	782	567	103	319		662-15	3285-91.3	
1987-88	34	1013-1892	.535	169-393	.430	596-820	.727	1175-34.6	618	581	105	252		574-15	2791-82.1	
1988-89	37	1228-2328	.527	186-478	.389	689-950	.725	1418-38.3	788	634	122	285		645-17	3331-90.0	
1989-90	34	1044-2098	.498	195-519	.376	525-765	.686	1281-37.7	594	584	114	309		607-21	2808-82.6	
1990-91	35	1134-2257	.502	192-483	.398	607-866	.701	1455-41.6	699	566	142	315		574-6	3067-87.6	
1991-92	33	1039-2080	.500	144-407	.354	534-746	.716	1264-38.3	616	538	142	283		598-15	2756-83.5	
1992-93	38	1219-2407	.506	168-452	.372	666-943	.706	1561-41.1	698	581	145	357		602-10	3272-86.1	
1993-94	35	1091-2188	.499	144-437	.330	670-1008	.665	1531-43.7	649	532	219	285		579-11	2996-85.6	
1994-95	34	1044-2055	.508	266-648	.410	517-763	.678	1290-37.9	576	437	177	211		476-5	2871-84.4	
1995-96	32	919-1869	.492	235-593	.396	411-613	.670	420-823	1243-38.8	559	429	110	172		471-6	2484-77.6
1996-97	35	1018-2124	.479	188-506	.372	485-713	.680	530-925	1455-41.6	632	495	142	261		547-10	2709-77.4
1997-98	38	1131-2184	.518	185-511	.362	666-937	.711	490-1022	1512-39.8	699	493	188	259		533-13	3113-81.9
1998-99	34	868-1841	.471	175-460	.380	517-720	.718	435-923	1358-39.9	541	530	134	192		505-8	2428-71.4
1999-00	36	1014-2066	.491	169-492	.343	518-740	.700	438-956	1394-38.7	609	536	178	210		580-11	2715-75.4
2000-01	33	945-1972	.479	189-519	.364	532-794	.670	411-952	1363-41.3	576	518	184	244		576-8	2611-79.1
2001-02	28	707-1612	.439	212-606	.350	396-574	.690	305-666	971-34.7	477	461	99	167		508-14	2022-72.2
2002-03	35	900-2062	.436	290-822	.353	434-655	.663	400-796	1196-34.2	554	522	163	293		601-8	2524-72.1
2003-04	30	877-1913	.458	195-555	.351	515-749	.688	460-731	1191-39.7	540	462	120	285		554-11	2464-82.1
2004-05	37	1128-2260	.499	277-687	.403	724-998	.725	502-997	1499-40.5	706	594	142	362		662-9	3257-88.0
2005-06	31	863-1809	.477	215-573	.375	519-733	.708	432-805	1237-39.9	552	512	127	242		531-6	2460-79.4
2006-07	38	1187-2379	.499	215-600	.358	669-940	.712	522-1029	1551-40.8	696	524	173	309		647-7	3258-85.7
2007-08	39	1250-2564	.488	216-580	.372	738-975	.757	605-1090	1695-43.5	656	560	174	318		658-9	3454-88.6
2008-09	38	1205-2509	.480	264-682	.387	739-983	.752	556-1041	1597-42.0	685	472	196	325		609-6	3413-89.8
2009-10	37	1012-2294	.441	176-535	.329	558-854	.653	558-995	1553-42.0	577	562	209	250		564-4	2758-74.5
2010-11	37	1044-2318	.450	190-580	.328	590-878	.672	525-1053	1578-42.6	573	493	204	232		597-5	2868-77.5
2011-12	38	1134-2473	.459	194-580	.334	629-922	.682	589-1122	1711-45.0	659	454	221	259		551-3	3091-81.3
2012-13	36	1023-2321	.441	272-723	.376	442-655	.675	488-899	1387-38.5	616	442	117	303		538-5	2762-76.7
2013-14	34	953-2057	.463	146-434	.336	552-882	.626	483-867	1350-39.7	523	406	161	249		690-21	2604-76.6
2014-15	38	1099-2309	.476	184-514	.358	571-814	.701	526-1015	1541-40.6	661	481	160	251		738-13	2953-77.7
2015-16	40	1235-2561	.482	224-685	.327	617-826	.747	568-1056	1624-40.6	712	431	177	269		718-5	3311-82.8
2016-17	40	1226-2633	.466	283-798	.355	642-916	.701	630-1119	1749-43.7	722	473	139	283		712-12	3377-84.4
2017-18	37	1105-2417	.457	305-849	.359	503-677	.743	511-1059	1570-42.4	674	445	151	213		587-2	3018-81.6
2018-19	36	1118-2410	.464	312-862	.362	541-728	.743	480-1097	1577-43.8	678	471	120	252		611-6	3089-85.8
2019-20	33	865-2058	.420	181-595	.304	470-689	.682	454-928	1382-41.9	472	426	116	183		550-8	2383-72.2
2020-21	29	801-1826	.439	162-509	.318	417-624	.668	457-786	1243-42.9	443	424	137	204		486-4	2181-75.2
2021-22	39	1076-2409	.447	328-916	.358	558-730	.764	447-1161	1608-41.2	582	455	153	202		564-8	3038-77.9
2022-23	33	866-1997	.434	234-751	.312	548-739	.742	369-935	1304-39.5	397	355	128	177		555-4	2514-76.2




## YEAR-BY-YEAR OPPONENT STATISTICS

Year	GP	Field Goals		3Pt. Field Goals		Free Throws		Rebounds		A	TO	BLK	STL	PF-D	Points-Avg.
		Made-Att.	Pct.	Made-Att.	Pct.	Made-Att.	Pct.	Off-Def	Tot-Avg.						
1953-54	21	422-1320	.320			491-725	.677		797-38.0					452	1335-63.6
1954-55	21	563-1542	.365			471-625	.754		993-47.3					422-20	1599-76.1
1955-56	23	569-1636	.348			495-747	.663		991-43.1					487	1633-71.0
1956-57	32	720-2043	.352			<b>658-956</b>	.688		1151-36.0					761	2098-65.6
1957-58	26	605-1563	.387			475-701	.682		106140.8					565	1688-64.9
1958-59	25	627-1606	.390			375-598	.627		1113-44.5					500	1629-65.2
1959-60	24	531-1415	.375			432-634	.681		1019-42.5					471	1494-62.3
1960-61	23	549-1381	.398			414-605	.684		922-40.1					450	1512-65.7
1961-62	17	472-1042	.453			291-475	.613		720-42.4					381	1235-72.6
1962-63	21	576-1316	.438			335-483	.694		878-41.8					404	1487-70.8
1963-64	24	723-1657	.436			413-602	.686		1054-43.9					455	1859-77.5
1964-65	24	752-1681	.447			359-531	.676		1057-44.0					463	1863-77.6
1965-66	27	818-1709	.479			369-551	.670		1035-38.3					533	2005-74.3
1966-67	32	873-1854	.471			531-772	.688		<b>1392-43.5</b>					701	2277-71.2
1967-68	32	912-2052	.444			492-708	.695		1370-42.8					684	2316-72.4
1968-69	32	937-2076	.451			547-781	.700		1295-40.5	319				672	2421-75.7
1969-70	27	798-1810	.441			532-742	.717		1201-44.5	255				567	2128-78.8
1970-71	32	835-1993	.419			627-895	.701		1206-37.7	317				681	2297-71.8
1971-72	31	808-1918	.421			597-853	.700		1153-37.2	368				695	2213-71.4
1972-73	33	967-2161	.447			469-679	.691		1237-37.5	419				725	2403-72.8
1973-74	28	870-1895	.459			368-521	.706		1049-37.5	354				594	2108-75.3
1974-75	31	1014-2154	.471			389-556	.700		1090-35.2	391				699	2417-78.0
1975-76	29	886-1886	.470			382-541	.706		1010-34.8	403		170		699	2154-74.3
1976-77	33	978-2050	.477			440-626	.703		1078-32.7	417		218		762	2396-72.6
1977-78	31	875-1769	.495			442-618	.715		935-30.2	453		216	<b>710-40</b>	710	2192-70.7
1978-79	29	761-1620	.470			376-508	.740		847-29.2	336		171		619-27	1898-65.4
1979-80	29	798-1610	<b>.496</b>			375-542	.692		861-29.7	401		182		584-29	1971-68.0
1980-81	37	975-2128	.458			394-579	.680		1065-28.8	467	302	302		752-30	2344-63.4
1981-82	34	811-1742	.466			263-407	.646		873-25.7	418	493	188		641-22	1885-55.4
1982-83	36	945-2130	.444	103-260	<b>.396</b>	476-701	.679		1151-32.0	489	569	233		779-33	2469-68.6
1983-84	31	851-1892	.450			308-476	.647		940-30.3	455	524	203		631-28	2010-64.8
1984-85	36	989-2197	.450			398-600	.663		1085-30.1	534	453	285		607-23	2376-66.0
1985-86	34	942-2163	.436			462-672	.688		1108-32.6	523	561	255		697-25	2346-69.0
1986-87	36	1043-2210	.472	130-342	.380	479-689	.695		1125-31.3	589	660	236		742-31	2695-74.9
1987-88	34	939-2063	.455	195-519	.376	417-605	.689		1043-30.7	490	536	260		687-21	2490-73.2
1988-89	37	<b>1147-2530</b>	.453	216-637	.339	439-648	.677		1338-36.2	603	654	<b>343</b>	<b>808-21</b>	<b>2949-79.7</b>	
1989-90	34	996-2168	.459	206-565	.365	452-652	.693		1193-35.1	555	581	293		697-18	2650-77.9
1990-91	35	974-2329	.418	197-622	.317	362-568	.637		1225-35.0	519	635	270		708-21	2507-71.6
1991-92	33	909-2093	.434	232-599	.387	444-630	.705		1119-33.9	526	566	118	252	614-19	2494-75.6
1992-93	38	978-2370	.413	235-716	.328	405-603	.672		1222-32.2	536	<b>686</b>	138	273	750-20	2596-68.3
1993-94	35	923-2336	.395	273-802	.340	414-636	.651		1234-35.3	498	549	134	261	791-34	2533-72.4
1994-95	34	960-2326	.413	299-879	.340	297-423	.702		1230-36.2	503	434	95	226	652-22	2516-74.0
1995-96	32	826-2004	.412	308-857	.359	313-469	.667	401-642	1043-32.6	462	639	80	224	603-9	2273-71.0
1996-97	35	867-2154	.403	275-849	.324	325-523	.621	447-680	1127-32.2	453	479	98	256	644-19	2334-66.7
1997-98	38	923-2403	.384	282-879	.321	366-542	.675	<b>525-703</b>	1228-32.3	472	503	81	230	758-26	2494-65.6
1998-99	34	822-2091	.393	246-752	.327	316-480	.658	426-628	1054-31.0	434	378	121	267	615-13	2206-64.9
1999-00	36	953-2338	.408	229-744	.308	393-569	.691	510-735	1245-34.6	516	419	117	298	662-12	2528-70.2
2000-01	33	859-2196	.391	243-749	.324	380-578	.657	469-758	1227-37.2	461	447	108	298	669-16	2341-70.9
2001-02	28	803-1776	.452	216-596	.362	386-546	.707	362-685	1047-37.4	394	357	99	259	534-13	2208-78.9
2002-03	35	920-2103	.437	225-651	.346	427-618	.691	472-877	1349-38.5	489	581	153	288	637-15	2492-71.2
2003-04	30	799-1798	.444	229-650	.352	416-597	.697	364-697	1061-35.4	452	541	125	247	625-22	2243-74.8
2004-05	37	913-2274	.401	284-834	.341	490-689	.711	452-770	1222-33.0	500	658	173	328	<b>808-30</b>	2600-70.3
2005-06	31	779-1894	.411	200-605	.331	370-522	.709	377-609	986-31.8	406	465	114	282	639-10	2128-68.6
2006-07	38	962-2311	.416	254-751	.338	430-646	.666	425-802	1227-32.3	509	613	152	284	792-29	2608-68.6
2007-08	39	1061-2490	.426	278-852	.326	428-641	.668	446-820	1266-32.5	534	628	<b>195</b>	309	807-25	2828-72.5
2008-09	38	1013-2468	.410	274-814	.337	435-627	.694	494-863	1357-35.7	518	605	167	266	785-28	2735-72.0
2009-10	37	984-2389	.412	284-829	.343	409-585	.699	484-870	1354-36.6	536	508	168	318	713-21	2661-71.9
2010-11	37	948-2339	.405	267-806	.331	382-580	.659	454-889	1343-36.3	474	528	114	278	744-23	2545-68.8
2011-12	38	957-2431	.394	275-862	.319	360-529	.681	425-888	1313-34.6	445	507	129	238	784-30	2549-67.1
2012-13	36	918-2170	.423	248-717	.346	408-581	.702	417-911	1328-36.9	439	558	134	244	599-12	2492-69.2
2013-14	34	810-1949	.416	211-665	.317	541-807	.670	395-784	1179-34.7	374	462	136	202	717-20	2372-69.8
2014-15	38	889-2232	.398	247-822	.300	591-843	.701	460-790	1250-32.9	466	468	147	255	693-14	2616-68.8
2015-16	40	993-2385	.416	308-850	.362	505-725	.697	451-829	1280-32.0	434	511	122	225	734-13	2801-70.0
2016-17	40	982-2377	.413	319-939	.340	541-746	.725	367-890	1257-31.4	458	544	177	249	782-15	2824-70.6
2017-18	37	972-2297	.423	<b>357-940</b>	.380	410-597	.687	362-854	1216-32.9	541	433	176	228	658-14	2711-73.3
2018-19	36	935-2248	.416	<b>330-985</b>	.335	434-639	.679	324-880	1204-33.4	507	501	170	242	630-10	2636-73.2
2019-20	33	843-2000	.422	277-824	.336	440-583	.755	296-836	1132-34.3	455	378	138	229	616-14	2403-72.8
2020-21	29	735-1734	.424	233-665	.350	325-466	.697	282-660	942-32.5	376	396	133	247	526-12	2028-69.9
2021-22	39	1048-2464	.425	301-893	.337	383-528	.725	<b>319-956</b>	1275-32.7	498	378	139	259	645-12	2780-71.3
2022-23	33	876-2017	.434	213-646	.330	375-530	.708	284-843	1127-34.2	368	345	113	188	617-16	2340-70.9



**CAROLINA HONOR ROLL**

Sally Sather



**Michael Jordan**

**NAISMITH MEMORIAL BASKETBALL HALL OF FAME (12)**

- Ben Carnevale: Coach, 1970
- Frank McGuire: Coach, 1977
- Dean Smith: Coach, 1983
- Billy Cunningham: Player, 1986
- Bob McAdoo: Player, 2000
- Larry Brown: Coach, 2002
- James Worthy: Player, 2003
- Roy Williams: Coach, 2007
- Michael Jordan: Player, 2009
- Charlie Scott: Player, 2018
- Bobby Jones: Player, 2019
- George Karl: Coach, 2022

**NABC COLLEGIATE BASKETBALL HALL OF FAME (14)**

- Ben Carnevale: Coach, 1970
- Frank McGuire: Coach, 1977
- Dean Smith: Coach, 1983
- Billy Cunningham: Player, 1986
- Bob McAdoo: Player, 2000
- Larry Brown: Coach, 2002
- James Worthy: Player, 2003
- Roy Williams: Coach, 2007
- Phil Ford: Player, 2012
- Charlie Scott: Player, 2015
- Sam Perkins: Player, 2018
- Antawn Jamison: Player, 2021
- Larry Miller: Player, 2022
- Tyler Hansbrough: Player, 2023

**CONSENSUS FIRST-TEAM ALL-AMERICAS**

- Cartwright Carmichael: 1923, 1924
- Jack Cobb: 1924, 1925, 1926
- George Glamack: 1940, 1941
- Lennie Rosenbluth: 1957
- Larry Miller: 1968
- Robert McAdoo: 1972
- Phil Ford: 1977, 1978
- James Worthy: 1982
- Michael Jordan: 1983, 1984
- Sam Perkins: 1983, 1984
- Kenny Smith: 1987
- J.R. Reid: 1988
- Jerry Stackhouse: 1995
- Antawn Jamison: 1998
- Joseph Forte: 2001
- Tyler Hansbrough: 2007, 2008, 2009
- Brice Johnson: 2016
- Justin Jackson: 2017
- 18 Tar Heels have earned consensus All-America honors on 27 occasions.

**ALL-AMERICAS**

*(First-team selections unless noted)*

- Cartwright Carmichael: Helms 1923, 1924
- Jack Cobb: Helms 1924, 1925, 1926
- George Glamack: Helms 1940, 1941; NEA 1940;

Converse 1940 (2nd), 1941 (2nd)

- **Jim Jordan:** Helms, 1945 (2nd), 1946
- **John "Hook" Dillon:** Sporting News 1946; Maxwell 1946; Converse 1946 (2nd); Helms 1946 (3rd); NABC 1947 (3rd)

- **Lennie Rosenbluth:** Helms 1955 (3rd), 1956, 1957; Associated Press 1956 (2nd), 1957; Colliers 1956 (3rd), 1957; Converse 1956 (2nd), 1957; International News 1956 (2nd), 1957; NABC 1956 (2nd), 1957; NEA 1956 (3rd), 1957; UPI 1956 (2nd), 1957; USBWA/Look 1957

- **Tommy Kearns:** Converse 1957 (2nd); Sporting News 1958 (2nd); Associated Press 1958 (3rd)

- **Pete Brennan:** Sporting News 1958; USBWA/Look 1958; Converse 1958; Associated Press 1958 (2nd); Helms 1958 (2nd); International News 1958 (2nd); NABC 1958 (3rd); UPI 1958 (3rd)

- **York Larese:** Associated Press 1959 (3rd), 1961 (3rd); NABC 1960 (3rd), 1961 (2nd); Converse 1961 (2nd); Helms 1961 (2nd); Sporting News 1961 (2nd); NEA 1961 (3rd); UPI 1961 (3rd)

- **Doug Moe:** Sporting News 1959 (2nd); USBWA/Look 1961, Sporting News 1961 (2nd); NABC 1961 (3rd); NEA 1961 (3rd)

- **Lee Shaffer:** American Weekly 1959 (3rd); NABC 1959 (3rd); USBWA/Look 1960; Converse 1960 (2nd); Helms 1960 (2nd); NEA 1960 (2nd); Sporting News 1960 (2nd); Associated Press 1960 (3rd); UPI 1960 (3rd)

- **Billy Cunningham:** USBWA 1964; Converse 1964 (2nd), 1965; Helms 1965; NABC 1965 (2nd); Sporting News 1965 (2nd); UPI 1965 (2nd); Associated Press 1965 (3rd)

- **Bobby Lewis:** Helms 1966, 1967; Associated Press 1966 (3rd); NABC 1966 (3rd), 1967 (3rd)

- **Larry Miller:** USBWA 1967, 1968; Converse 1967, 1968; Helms 1967, 1968; Associated Press 1967 (2nd), 1968; NABC 1967 (2nd), 1968; Sporting News 1968 (2nd); UPI 1967 (3rd), 1968 (2nd); Basketball News 1968; NEA 1968 (2nd)

- **Charlie Scott:** Converse 1968 (2nd), 1969, 1970; Basketball News 1968 (3rd), 1970; USBWA 1969, 1970; NABC, 1969, 1970; Helms, 1969, 1970; Basketball Weekly, 1969, 1970; NBA Coaches, 1970; NEA, 1970; Associated Press, 1969 (2nd), 1970 (2nd); Sporting News 1969 (2nd), 1970; UPI 1969 (2nd), 1970 (2nd)

- **Bill Chamberlain:** NBA Coaches 1972 (2nd); NEA 1972 (2nd)

- **Robert McAdoo:** Converse 1972; Helms 1972; NBA Coaches 1972; NEA 1972; Sporting News 1972; USBWA 1972; Associated Press 1972 (2nd); UPI 1972 (2nd); NABC 1972 (3rd)

**13 NATIONAL PLAYERS OF THE YEAR**

**CONSENSUS NATIONAL PLAYERS OF THE YEAR**

- Phil Ford: 1978 (co-consensus with Butch Lee, Marquette)
- Michael Jordan: 1984
- Antawn Jamison: 1998
- Tyler Hansbrough: 2008

**BY PLAYER**

- **Jack Cobb:** 1926 (Helms Foundation)
- **George Glamack:** 1940 (Helms Foundation), 1941 (Helms Foundation)
- **Lennie Rosenbluth:** 1957 (Helms Foundation)
- **Phil Ford:** 1978 (USBWA, NABC, Sporting News, John Wooden Award)
- **James Worthy:** 1982 (Helms Foundation)
- **Michael Jordan:** 1983 (Sporting News), 1984 (Sporting News, Associated Press, United Press International, USBWA, NABC, Basketball Weekly, John Wooden Award, Naismith Award, Rupp Trophy)
- **Kenny Smith:** 1987 (Basketball Times)
- **Jerry Stackhouse:** 1995 (Sports Illustrated)
- **Antawn Jamison:** 1998 (Associated Press, John Wooden Award, Naismith Award, NABC, USBWA, Sporting News, CBS/Chevrolet, Basketball America, Basketball Times, Basketball News, Rupp Trophy)
- **Sean May:** 2005 (Sports Illustrated)
- **Tyler Hansbrough:** 2008 (Associated Press, USBWA, NABC, John Wooden Award, Naismith Award, Sports Illustrated, Sporting News, ESPN.com, Rupp Trophy, CBS/Chevrolet, Basketball Times)

**BY AWARD**

- **Associated Press:** Jordan (1984), Jamison (1998), Hansbrough (2008)
- **Wooden:** Ford (1978), Jordan (1984), Jamison (1998), Hansbrough (2008)
- **Naismith:** Jordan (1984), Jamison (1998), Hansbrough (2008)
- **Sporting News:** Ford (1978), Jordan (1983, 1984), Jamison (1998), Hansbrough (2008)
- **NABC:** Ford (1978), Jordan (1984), Jamison (1998), Hansbrough (2008)
- **USBWA:** Ford (1978), Jordan (1984), Jamison (1998), Hansbrough (2008)
- **Helms Foundation:** Cobb (1926), Glamack (1940, 1941), Rosenbluth (1957), Worthy (1982)
- **Rupp Trophy:** Jordan (1984), Jamison (1998), Hansbrough (2008)
- **Sports Illustrated:** Stackhouse (1995), May (2005), Hansbrough (2008)
- **Basketball Times:** Smith (1987), Jamison (1998), Hansbrough (2008)
- **ESPN.com:** Hansbrough (2008)
- **CBS/Chevrolet:** Jamison (1998), Hansbrough (2008)
- **UPI:** Jordan (1984)
- **Basketball Weekly:** Jordan (1984)
- **Basketball America:** Jamison (1998)
- **Basketball News:** Jamison (1998)

- **Dennis Wuycik:** Helms 1972; Basketball Weekly, 1972; Converse 1972 (2nd), NABC 1972 (2nd)
- **Bobby Jones:** USBWA 1974; Helms 1974; Converse 1974; Associated Press 1974 (2nd); Basketball Weekly 1974 (2nd); NABC 1974 (2nd); NEA, 1974 (2nd); UPI 1974 (2nd)
- **Mitch Kupchak:** Citizen Savings Helms Foundation 1975, 1976; USBWA 1976; Converse 1976; Associated Press 1976 (2nd); NABC 1976 (2nd); UPI 1976 (2nd); Basketball Weekly 1976 (3rd)
- **Phil Ford:** Converse 1975 (2nd), 1976, 1977, 1978; Basketball Weekly 1976, 1977, 1978; Citizen Savings Helms Foundation 1976, 1977, 1978; NABC 1976, 1977, 1978; Associated Press 1976 (2nd), 1977, 1978; UPI 1976 (2nd), 1977 (2nd), 1978; Sporting News 1976, 1977 (2nd), 1978; USBWA 1977, 1978; Wooden 1977, 1978
- **Tommy LaGarde:** Converse 1977 (2nd); Sporting News 1977 (2nd)
- **Mike O'Koren:** Citizen Savings Helms Foundation 1978, 1979, 1980; Converse 1978, 1979, 1980; Basketball Weekly 1978 (2nd), 1979, 1980 (2nd); USBWA 1979, 1980; Sporting News 1979, 1980; NABC 1978 (3rd), 1979 (2nd), 1980 (2nd); UPI 1979 (2nd), 1980 (2nd)
- **Al Wood:** Converse 1980, 1981; USBWA 1981; Citizen Savings Helms Foundation 1981; Wooden 1981; Associated Press 1981 (2nd); Basketball Times 1981 (2nd); NABC 1981 (2nd)
- **James Worthy:** Converse 1981 (2nd), 1982; USBWA 1982; Basketball Times 1982; Basketball Weekly 1982; First Interstate Bank Helms Foundation 1982; NABC 1982; Naismith 1982; NBA Coaches 1982; NEA 1982; Sporting News 1982; UPI 1982; Wooden 1982; Associated Press 1982 (2nd)
- **Sam Perkins:** USBWA 1982, 1983, 1984; Converse



**CAROLINA HONOR ROLL**

1982, 1983, 1984; First Interstate Bank Helms Foundation 1982, 1983, 1984; Basketball Times 1982 (3rd), 1983 (3rd), 1984; Basketball Weekly 1982 (2nd), 1983 (2nd), 1984; Naismith 1982 (2nd), 1983, 1984; Sporting News 1982 (2nd), 1983 (2nd), 1984; NABC 1982 (2nd), 1983 (2nd), 1984 (2nd); UPI 1982 (2nd), 1983, 1984; ABAUSA 1983, 1984; Associated Press 1983 (3rd), 1984; ESPN 1983, 1984; NBA Coaches 1984; Wooden 1983, 1984

• **Michael Jordan:** Associated Press 1983, 1984; ABAUSA 1983, 1984; Basketball Times 1983, 1984; Basketball Weekly 1983, 1984; Converse 1983, 1984; ESPN 1983, 1984; First Interstate Bank Helms Foundation 1983, 1984; NABC 1983, 1984; Naismith 1983, 1984; NBA Coaches 1983, 1984; NEA 1983, 1984; Sporting News 1983, 1984; UPI 1983, 1984; USBWA 1983, 1984; Wooden 1983, 1984

• **Brad Daugherty:** USBWA 1986; Wooden 1986; Associated Press 1986 (2nd); Basketball Times 1986 (2nd); Basketball Weekly 1986; NABC 1986 (2nd); Sporting News 1986 (2nd); UPI 1986 (2nd)

• **Kenny Smith:** NABC 1986 (4th), 1987; Associated Press 1987; Basketball Times 1987; Basketball Weekly 1987; Converse 1987; First Interstate Bank Helms Foundation 1987; Sporting News 1987; Naismith 1987; UPI 1987; USBWA 1987

• **J.R. Reid:** Associated Press 1988; Basketball Times 1988, 1989 (3rd); Basketball Weekly 1988; NABC 1988, 1989 (3rd); UPI 1988 (2nd); USBWA 1988; Sporting News 1988 (2nd)

**Rick Fox:** Sporting News 1991 (3rd)

• **Eric Montross:** Wooden 1993, 1994; Basketball Weekly 1993 (2nd), 1994; NABC 1993 (2nd), 1994; Associated Press 1993 (2nd), 1994 (2nd); Sporting News 1993 (2nd), 1994 (2nd); UPI 1993 (3rd); Basketball Times, 1993 (3rd), 1994; Naismith 1994

• **Jerry Stackhouse:** Associated Press 1995; NABC 1995; UPI 1995; USBWA 1995; Wooden 1995; Basketball Times 1995 (2nd), Sporting News 1995 (2nd); Basketball Weekly 1995 (3rd)

• **Rasheed Wallace:** Basketball Times 1995; Sporting News 1995; Wooden 1995; Associated Press 1995 (2nd); NABC 1995 (2nd); UPI 1995 (2nd); USBWA 1995 (2nd); Basketball Weekly 1995 (3rd)

• **Antawn Jamison:** Wooden 1997, 1998; Associated Press 1997 (2nd), 1998; NABC 1997 (2nd), 1998; Sporting News 1997 (2nd), 1998; Basketball Weekly 1997 (2nd), 1998; Basketball Times 1997 (3rd), 1998; USBWA 1998; Basketball America 1998; Basketball News 1998

• **Vince Carter:** Wooden 1998; Associated Press 1998 (2nd); Basketball News, 1998 (2nd); Basketball Times 1998 (2nd); NABC 1998 (2nd); Sporting News 1998 (2nd); USBWA, 1998 (2nd); Basketball Weekly, 1998 (3rd)

**Shammond Williams:** Basketball News 1998 (3rd)

**Brendan Haywood:** Sporting News 2001 (2nd); NABC 2001 (3rd)

• **Joseph Forte:** Associated Press 2001; Basketball Times 2001; CBS Sportsline 2001; ESPN 2001, NABC 2001; Sporting News 2001; USBWA 2001; Wooden 2001

• **Sean May:** ESPN 2004 (3rd); ESPN 2005; Rupp 2005; Wooden 2005; Associated Press 2005 (2nd); Basketball Times 2005 (2nd); Sporting News 2005 (2nd); Sports Illustrated 2005 (2nd); USBWA 2005 (2nd)

**Rashad McCants:** Basketball Times 2004 (2nd); CBS 2004 (2nd); Sports Illustrated 2004 (2nd); Associated Press 2004 (3rd); Sporting News 2004 (3rd); NABC 2005 (3rd)

**Raymond Felton:** Associated Press 2005 (3rd)

• **Tyler Hansbrough:** Sporting News 2006, 2007, 2008, 2009; Associated Press 2006 (3rd), 2007 (2nd), 2008, 2009; Basketball Times 2006 (3rd), 2007 (2nd), 2008, 2009 (2nd); NABC 2006 (3rd), 2007, 2008, 2009; Rupp 2006, 2007, 2008, 2009; Sports Illustrated 2007 (2nd), 2008, 2009; USBWA



**Phil Ford won the Wooden Award and was the co-consensus National Player of the Year as a senior in 1978.**

2007, 2008, 2009; Wooden 2007, 2008, 2009; Fox 2008, 2009 (2nd)

• **Ty Lawson:** Basketball Times 2009; CBS Sportsline 2009; Sports Illustrated 2009; Wooden 2009; Associated Press 2009 (2nd); NABC 2009 (2nd); Rupp 2009 (2nd); Sporting News 2009 (2nd); Fox 2009 (3rd)

• **Tyler Zeller:** Sporting News 2011 (2nd), 2012 (2nd); Wooden 2012; Associated Press 2012 (2nd); Basketball Times 2012 (2nd); NABC 2012 (2nd); USBWA 2012 (2nd); CBSSports.com 2012 (3rd)

**Harrison Barnes:** NABC 2012 (2nd); Sporting News 2012 (3rd)

• **Kendall Marshall:** CBSSports.com 2012; Associated Press 2012 (3rd)

**Marcus Paige:** Sporting News 2014 (2nd); Basketball Times 2014 (3rd)

• **Brice Johnson:** Associated Press 2016; Basketball Times 2016; NABC 2016; Scout.com 2016; Sports Illustrated 2016; USA Today 2016; USBWA 2016; Wooden 2016; Sporting News 2016 (3rd)

• **Justin Jackson:** Associated Press 2017; NABC 2017; Sporting News 2017; Wooden 2017; Basketball Times 2017 (2nd); Sports Illustrated 2017 (2nd); USA Today 2017 (2nd); USBWA 2017 (2nd),

**Joel Berry II:** NABC 2018 (3rd)

**Luke Maye:** Basketball Times 2018 (2nd); Associated Press 2018 (3rd); NBC Sports 2018 (3rd); Sporting News 2018 (3rd); USA Today 2018 (3rd)

**Cameron Johnson:** NBC Sports 2019 (2nd); Basketball Times 2019 (3rd)

**Coby White:** NBC Sports 2019 (3rd)

**Armando Bacot:** CBS Sports 2022 (3rd); USA Today 2022 (3rd); Associated Press 2023 (3rd); Sporting News 2023 (3rd); USBWA 2023 (3rd); College Hoops Today (3rd)

• denotes seasons named first-team All-America

• Carolina has had 39 players earn first-team

All-America honors a total of 63 times

• Nine other players have earned at least second-team honors and seven earned at least third-team honors

**MULTIPLE FIRST-TEAM ALL-AMERICA SELECTIONS**

**FOUR TIMES**

**Tyler Hansbrough:** 2006, 2007, 2008, 2009

**THREE TIMES**

**Jack Cobb:** 1924, 1925, 1926

**Phil Ford:** 1976, 1977, 1978

**Mike O'Koren:** 1978, 1979, 1980

**Sam Perkins:** 1982, 1983, 1984

**TWO TIMES**

**Cartwright Carmichael:** 1923, 1924

**George Glamack:** 1940, 1941

**Lennie Rosenbluth:** 1956, 1957

**Billy Cunningham:** 1964, 1965

**Bobby Lewis:** 1966, 1967

**Larry Miller:** 1967, 1968

**Charlie Scott:** 1969, 1970

**Mitch Kupchak:** 1975, 1976

**Al Wood:** 1980, 1981

**James Worthy:** 1981, 1982

**Michael Jordan:** 1983, 1984

**Eric Montross:** 1993, 1994

**Antawn Jamison:** 1997, 1998

• *Hansbrough is the only four-time first-team All-America in ACC history and one of only two in NCAA history.*

• *Hansbrough, Cobb, Ford, O'Koren and Perkins are among the seven players in ACC history to earn first-team All-America honors at least three times (with NC State's David Thompson and Virginia's Ralph Sampson).*

**WAYMAN TISDALE AWARD**

**USBWA National Freshman of the Year**

**Marvin Williams:** 2005

**Tyler Hansbrough:** 2006

**FRESHMAN ALL-AMERICAS**

**Phil Ford:** Basketball Weekly, 1975

**Michael Jordan:** Basketball Weekly, 1982; NBC, 1982

**Brad Daugherty:** Basketball Weekly, 1983 (2nd)

**J.R. Reid:** Basketball Times, 1987; Basketball Weekly, 1987

**Jerry Stackhouse:** Basketball Weekly, 1994; Basketball Times, 1994

**Rasheed Wallace:** Basketball Weekly, 1994 (4th)

**Antawn Jamison:** Basketball Weekly, 1996 (2nd); Basketball Times, 1996 (2nd)

**Ed Cota:** Basketball Weekly, 1997; Basketball Times, 1997 (2nd)

**Kris Lang:** College Hoops Insider, 1999

**Joseph Forte:** The Sporting News, 2000; Basketball Times, 2000 (2nd)

**Marvin Williams:** Basketball Times, 2005; The Sporting News, 2005

**Tyler Hansbrough:** The Sporting News, 2006; Basketball Times, 2006

**Brandon Wright:** The Sporting News, 2007; Basketball Times, 2007

**Harrison Barnes:** USBWA, 2011; FoxSports.com, 2011

**Kendall Marshall:** The Sporting News, 2011; USBWA, 2011 (2nd)

**Marcus Paige:** Kyle Macy, 2013

**Coby White:** Kyle Macy, 2019

**Cole Anthony:** Kyle Macy, 2020; Basketball Times, 2020 (2nd)

**NATIONAL COACHES OF THE YEAR**

**Frank McGuire:** United Press International, 1957

**Dean Smith:** National Association of Basketball Coaches, 1977; U.S. Basketball Writers Association, Basketball Weekly, 1979; Medalist, 1982; Naismith, 1993

**Bill Guthridge:** National Association of Basketball Coaches, Naismith Award, The Sporting News, CBS/Chevrolet, 1998

**Matt Doherty:** Associated Press, 2001

**Roy Williams:** New York Athletic Club, 2005, 2009, 2017; Associated Press, USBWA, Rupp Award, Sports Illustrated, 2006; USA Today, 2019

**Hubert Davis:** ColleagueInsider.com, National Association of Sports Media, 2022

**ACC 50TH ANNIVERSARY TEAM (2003)**

**Lennie Rosenbluth:** 1955-57

**Billy Cunningham:** 1963-65

**Larry Miller:** 1966-68

**Charlie Scott:** 1968-70

**Bobby Jones:** 1972-74

**Walter Davis:** 1974-77

**Phil Ford:** 1974-78

**James Worthy:** 1980-82

**Sam Perkins:** 1981-84

**Michael Jordan:** 1982-84

**Brad Daugherty:** 1983-86

**Antawn Jamison:** 1996-98

• *UNC had 12 players on the ACC's 50th Anniversary Team, more than any other school. Jordan was named the No. 1 male athlete in ACC history*



**CAROLINA HONOR ROLL**

Steve Kirschner



**Tyler Hansbrough** was a three-time consensus first-team All-America and the 2008 National Player of the Year.

**ACC PLAYERS OF THE YEAR**

- Lennie Rosenbluth: 1957
- Pete Brennan: 1958
- Lee Shaffer: 1960
- Billy Cunningham: 1965
- Larry Miller: 1967, 1968
- Mitch Kupchak: 1976
- Phil Ford: 1978
- Michael Jordan: 1984
- Antawn Jamison: 1998
- Joseph Forte: 2001 (co-winner)
- Tyler Hansbrough: 2008
- Ty Lawson: 2009
- Tyler Zeller: 2012
- Justin Jackson: 2017

**ACC COACHES OF THE YEAR**

- Frank McGuire: 1957
- Dean Smith: 1967, 1968, 1971, 1976, 1977, 1979, 1988, 1993
- Bill Guthridge: 1998
- Roy Williams: 2006, 2011

**ACC ATHLETES OF THE YEAR**

- Lennie Rosenbluth: 1957
- Larry Miller: 1967
- Charlie Scott: 1970 (co-winner)
- Phil Ford: 1977, 1978
- James Worthy: 1982
- Michael Jordan: 1984
- Antawn Jamison: 1998
- Sean May: 2005
- Tyler Hansbrough: 2008

**ACC TOURNAMENT MVPs**

- Lennie Rosenbluth: 1957
- Larry Miller: 1967, 1968
- Charlie Scott: 1969
- Lee Dedmon: 1971 (co-winner)
- Robert McAdoo: 1972
- Phil Ford: 1975
- John Kuester: 1977
- Dudley Bradley: 1979
- Sam Perkins: 1981
- James Worthy: 1982
- J.R. Reid: 1989
- Rick Fox: 1991
- Jerry Stackhouse: 1994
- Shammond Williams: 1997
- Antawn Jamison: 1998
- Brandan Wright: 2007
- Tyler Hansbrough: 2008
- Joel Berry II: 2016

Johnny Andrews



**Luke Maye** won back-to-back Skip Prosser Awards in 2018 and 2019 as the ACC's top basketball scholar-athlete.

NBAE via Getty Images



**George Karl** entered the Nasimith Memorial Hall of Fame in 2022.

**ALL-ACC TEAMS**

- Jerry Vayda: 1954 (2nd)
- Lennie Rosenbluth: 1955, 1956, 1957
- Tommy Kearns: 1957, 1958
- Pete Brennan: 1957 (2nd), 1958
- Doug Moe: 1959, 1961
- Lee Shaffer: 1959 (2nd), 1960
- York Larese: 1959, 1960, 1961
- Larry Brown: 1962 (2nd), 1963
- Jim Hudock: 1962 (2nd)
- Billy Cunningham: 1963, 1964, 1965
- Bobby Lewis: 1965 (2nd), 1966, 1967
- Larry Miller: 1966 (2nd), 1967, 1968
- Rusty Clark: 1968 (2nd)
- Charlie Scott: 1968, 1969, 1970
- Bill Bunting: 1969
- Dick Grubar: 1969 (2nd)
- Dennis Wuycik: 1971, 1972
- George Karl: 1971 (2nd), 1972 (2nd), 1973
- Robert McAdoo: 1972
- Bill Chamberlain: 1972 (2nd)
- Bobby Jones: 1973 (2nd), 1974
- Darrell Elston: 1974 (2nd)
- Mitch Kupchak: 1975, 1976
- Walter Davis: 1976 (2nd), 1977
- Phil Ford: 1976, 1977, 1978
- Tommy LaGarde: 1977 (2nd)
- Mike O'Koren: 1978, 1979 (2nd), 1980
- Al Wood: 1979, 1980 (2nd), 1981
- James Worthy: 1981 (2nd), 1982
- Sam Perkins: 1982, 1983, 1984
- Michael Jordan: 1983, 1984
- Brad Daugherty: 1985, 1986
- Kenny Smith: 1985 (2nd), 1986 (2nd), 1987
- Steve Hale: 1986 (2nd)
- Joe Wolf: 1987
- J.R. Reid: 1987 (2nd), 1988
- Jeff Lebo: 1988 (2nd)
- Steve Bucknall: 1989 (2nd)
- Kevin Madden: 1989 (2nd)
- Rick Fox: 1990 (3rd), 1991
- Pete Chilcutt: 1991 (3rd)
- Hubert Davis: 1992 (2nd)
- George Lynch: 1992 (3rd), 1993
- Eric Montross: 1993, 1994 (2nd)
- Derrick Phelps: 1994 (2nd)
- Rasheed Wallace: 1995
- Jerry Stackhouse: 1995
- Dante Calabria: 1996 (3rd)
- Jeff McInnis: 1995 (3rd), 1996 (2nd)
- Antawn Jamison: 1996, 1997, 1998
- Serge Zwikker: 1997 (3rd)
- Vince Carter: 1997 (3rd), 1998

- Shammond Williams: 1997 (3rd), 1998 (2nd)
- Ed Cota: 1998 (2nd), 1999 (2nd), 2000 (2nd)
- Ademola Okulaja: 1999
- Brendan Haywood: 2000 (3rd), 2001 (2nd)
- Joseph Forte: 2000 (2nd), 2001
- Jason Capel: 2001 (3rd), 2002 (3rd)
- Raymond Felton: 2003 (3rd), 2004 (3rd), 2005
- Sean May: 2004 (2nd), 2005
- Rashad McCants: 2004, 2005 (3rd)
- Jawad Williams: 2005 (3rd)
- David Noel: 2006 (2nd)
- Reyshawn Terry: 2006 (3rd)
- Tyler Hansbrough: 2006, 2007, 2008, 2009
- Brandan Wright: 2007 (2nd)
- Wayne Ellington: 2008 (2nd)
- Ty Lawson: 2009
- Danny Green: 2009 (3rd)
- Harrison Barnes: 2011 (2nd), 2012
- John Henson: 2011 (2nd), 2012
- Tyler Zeller: 2011 (2nd), 2012
- Kendall Marshall: 2011 (3rd), 2012 (2nd)
- Reggie Bullock: 2013 (2nd)
- James Michael McAdoo: 2013 (2nd), 2014 (2nd media, 3rd coaches)
- Marcus Paige: 2014 (1st media, 1st coaches), 2015 (2nd media, 3rd coaches)
- Brice Johnson: 2015 (3rd media, 3rd coaches), 2016 (media, coaches)
- Justin Jackson: 2017
- Joel Berry II: 2017 (2nd), 2018
- Luke Maye: 2018, 2019 (2nd)
- Cameron Johnson: 2019
- Coby White: 2019 (2nd)
- Garrison Brooks: 2020 (2nd)
- Cole Anthony: 2020 (3rd)
- Armando Bacot: 2021 (3rd), 2022, 2023

**MULTIPLE FIRST-TEAM ALL-ACC CHOICES FOUR TIMES**

- Tyler Hansbrough: 2006, 2007, 2008, 2009

**THREE TIMES**

- Lennie Rosenbluth: 1955, 1956, 1957
- York Larese: 1959, 1960, 1961
- Billy Cunningham: 1963, 1964, 1965
- Charlie Scott: 1968, 1969, 1970
- Phil Ford: 1976, 1977, 1978
- Sam Perkins: 1982, 1983, 1984
- Antawn Jamison: 1996, 1997, 1998

**TWO TIMES**

- Tommy Kearns: 1957, 1958
- Doug Moe: 1959, 1961
- Bobby Lewis: 1966, 1967



**CAROLINA HONOR ROLL**

Larry Miller: 1967, 1968  
 Dennis Wuycik: 1971, 1972  
 Mitch Kupchak: 1975, 1976  
 Mike O’Koren: 1978, 1980  
 Al Wood: 1979, 1981  
 Michael Jordan: 1983, 1984  
 Brad Daugherty: 1985, 1986  
 Armando Bacot: 2022, 2023  
 • Carolina placed three players on the first team in 2012 for the first time in school history and the second time in ACC history (with Duke in 2002)...Carolina has placed four players on the first two teams three times – 1972, 1998 and 2012...Carolina has placed multiple players on the first team 23 times.

**ALL-ACC TOURNAMENT TEAMS**

Skippy Winstead: 1954  
 Lennie Rosenbluth: 1956, 1957  
 Tommy Kearns: 1957 (2nd), 1958  
 Joe Quigg: 1957 (2nd)  
 Bob Cunningham: 1957 (2nd)  
 Pete Brennan: 1957, 1958  
 Ray Stanley: 1958 (2nd)  
 Lee Shaffer: 1959, 1960  
 Doug Moe: 1959 (2nd)  
 York Larese: 1959 (2nd), 1960  
 Larry Brown: 1963 (2nd)  
 Billy Cunningham: 1963, 1964  
 Bobby Lewis: 1966 (2nd), 1967  
 Larry Miller: 1966 (2nd), 1967, 1968  
 Rusty Clark: 1967 (2nd), 1968 (2nd)  
 Dick Grubar: 1967 (2nd), 1968, 1969 (2nd)  
 Charlie Scott: 1968, 1969, 1970 (2nd)  
 Bill Bunting: 1969 (2nd)  
 Lee Dedmon: 1971  
 George Karl: 1971 (2nd), 1972  
 Robert McAdoo: 1972  
 Steve Previs: 1972 (2nd)  
 Dennis Wuycik: 1972  
 Mitch Kupchak: 1975, 1976  
 Walter Davis: 1975 (2nd), 1976 (2nd), 1977 (2nd)  
 Phil Ford: 1975, 1977, 1978 (2nd)  
 John Kuester: 1977  
 Mike O’Koren: 1977, 1979  
 Dudley Bradley: 1979  
 Dave Colescott: 1979  
 Al Wood: 1979 (2nd), 1980, 1981 (2nd)  
 Jimmy Black: 1981 (2nd)  
 James Worthy: 1981, 1982  
 Sam Perkins: 1981, 1982, 1983 (2nd)  
 Michael Jordan: 1982, 1983 (2nd), 1984 (2nd)  
 Matt Doherty: 1982 (2nd), 1983 (2nd), 1984  
 Brad Daugherty: 1985  
 Kenny Smith: 1985, 1987 (2nd)  
 Joe Wolf: 1987  
 Jeff Lebo: 1987, 1988 (2nd), 1989  
 J.R. Reid: 1987 (2nd), 1988, 1989  
 Scott Williams: 1988  
 Steve Bucknall: 1989 (2nd)  
 Rick Fox: 1989 (2nd), 1991  
 Hubert Davis: 1991, 1992  
 Pete Chilcutt: 1991 (2nd)  
 King Rice: 1991 (2nd)  
 George Lynch: 1992, 1993 (2nd)  
 Eric Montross: 1993, 1994 (2nd)  
 Brian Reese: 1993  
 Donald Williams: 1993 (2nd), 1995 (2nd)  
 Derrick Phelps: 1994  
 Jerry Stackhouse: 1994, 1995  
 Rasheed Wallace: 1994 (2nd), 1995  
 Dante Calabria: 1995 (2nd)  
 Jeff McInnis: 1995 (2nd)  
 Antawn Jamison: 1997, 1998  
 Shammond Williams: 1997, 1998  
 Ed Cota: 1997 (2nd), 1998 (2nd), 1999 (2nd)  
 Serge Zwikker: 1997 (2nd)  
 Vince Carter: 1998 (2nd)  
 Ademola Okulaja: 1998 (2nd), 1999  
 Kris Lang: 1999 (2nd)  
 Max Owens: 1999  
 Joseph Forte: 2001  
 Brendan Haywood: 2001 (2nd)  
 Jason Capel: 2001 (2nd)  
 Raymond Felton: 2003, 2005  
 Jawad Williams: 2003 (2nd)  
 Reyshawn Terry: 2006 (2nd)

Peyton Williams



**2017 ACC Player of the Year  
Justin Jackson**

Tyler Hansbrough: 2006, 2008, 2009  
 Wayne Ellington: 2007, 2008, 2009 (2nd)  
 Ty Lawson: 2007  
 Brandon Wright: 2007  
 Marcus Ginyard: 2008  
 Harrison Barnes: 2011, 2012 (2nd)  
 Tyler Zeller: 2011, 2012  
 John Henson: 2011 (2nd)  
 Kendall Marshall: 2011 (2nd), 2012  
 Reggie Bullock: 2013  
 P.J. Hairston: 2013  
 Marcus Paige: 2013 (2nd), 2015, 2016  
 Brice Johnson: 2015, 2016  
 Justin Jackson: 2015 (2nd)  
 Joel Berry II: 2016, 2018 (2nd)  
 Isaiah Hicks: 2017 (2nd)  
 Theo Pinson: 2018  
 Luke Maye: 2018, 2019 (2nd)  
 Cameron Johnson: 2019  
 Coby White: 2019 (2nd)  
 Armando Bacot: 2021, 2022 (2nd)  
 RJ Davis: 2023  
 • Tyler Hansbrough is the only Tar Heel to be a first-team All-ACC Tournament selection three times

**ACC ROOKIES OF THE YEAR**

Sam Perkins: 1981  
 Michael Jordan: 1982  
 J.R. Reid: 1987  
 Ed Cota: 1997  
 Joseph Forte: 2000  
 Marvin Williams: 2005  
 Tyler Hansbrough: 2006  
 Brandon Wright: 2007  
 Harrison Barnes: 2011

**ALL-ACC FRESHMAN TEAMS**

Dante Calabria: 1993 (2nd)  
 Jerry Stackhouse: 1994  
 Rasheed Wallace: 1994  
 Jeff McInnis: 1994 (honorable mention)  
 Antawn Jamison: 1996  
 Ed Cota: 1997  
 Kris Lang: 1999  
 Joseph Forte: 2000  
 Jawad Williams: 2002  
 Raymond Felton: 2003  
 Rashad McCants: 2003  
 Marvin Williams: 2005  
 Tyler Hansbrough: 2006  
 Bobby Frasier: 2006  
 Ty Lawson: 2007  
 Brandon Wright: 2007  
 Ed Davis: 2009  
 Harrison Barnes: 2011  
 Kendall Marshall: 2011  
 Marcus Paige: 2013  
 Kennedy Meeks: 2014  
 Justin Jackson: 2015  
 Coby White: 2019  
 Cole Anthony: 2020

Caleb Love: 2021  
 Day’Ron Sharpe: 2021

**ACC DEFENSIVE PLAYER OF THE YEAR**

John Henson: 2011, 2012

**ACC MOST IMPROVED PLAYER**

Marcus Paige: 2014 (media, coaches)  
 Luke Maye: 2018  
 Garrison Brooks: 2020

**ACC SIXTH MAN OF THE YEAR**

Isaiah Hicks: 2016 (media, coaches)

**ALL-ACC DEFENSIVE TEAMS**

Brendan Haywood: 2001  
 Jackie Manuel: 2004, 2005  
 Marcus Ginyard: 2008  
 Danny Green: 2009  
 John Henson: 2011, 2012  
 J.P. Tokoto: 2014 (media, coaches)  
 Brice Johnson: 2016 (coaches)  
 Leaky Black: 2022, 2023

**ACC PLAYERS OF THE WEEK**

(four or more selections)

Antawn Jamison: 12 (1 in 1996, 4 in 1997, 7 in 1998)  
 Tyler Hansbrough: 10 (1 in 2006, 8 in 2008, 1 in 2009)  
 Armando Bacot: 6 (3 in 2022, 3 in 2023)  
 Phil Ford: 6 (1 in 1976, 2 in 1977, 3 in 1978)  
 Luke Maye: 5 (3 in 2018, 2 in 2019)  
 Joel Berry II: 5 (1 in 2016, 4 in 2017)  
 Marcus Paige: 5 (4 in 2014)  
 Michael Jordan: 5 (3 in 1983, 2 in 1984)  
 Mike O’Koren: 5 (2 in 1978, 2 in 1979, 1 in 1980)  
 Brice Johnson: 4 (4 in 2016)  
 Joseph Forte: 4 (4 in 2001)  
 Sam Perkins: 4 (2 in 1982, 2 in 1984)  
 • Jamison shares the ACC career record with 12 selections with Duke’s J.J. Redick  
 • Hansbrough set the single-season record with eight selections in 2007-08

**USBWA DISTRICT COACH OF THE YEAR**

Dean Smith: 1993  
 Matt Doherty: 2001  
 Roy Williams: 2006, 2011

**JOE LAPCHICK TROPHY**

(Top senior college basketball player)

Sam Perkins: 1984

**BOB COUSY AWARD**

(Top college point guard)

Raymond Felton: 2005  
 Ty Lawson: 2009  
 Kendall Marshall: 2012

**MVPS OF POSTSEASON TOURNAMENTS**

Lennie Rosenbluth: NCAA East Regional, 1957  
 Bobby Lewis: NCAA East Regional, 1967  
 Rusty Clark: NCAA East Regional, 1968  
 Charlie Scott: NCAA East Regional, 1969  
 Bill Chamberlain: NIT, 1971  
 Dennis Wuycik: NCAA East Regional, 1972  
 John Kuester: NCAA East Regional, 1977  
 Al Wood: NCAA West Regional, 1981  
 James Worthy: NCAA East Regional, 1982; NCAA Final Four, 1982  
 Brad Daugherty: NCAA Southeast Regional, 1985  
 George Lynch: NCAA East Regional, 1993  
 Donald Williams: NCAA Final Four, 1993  
 Jerry Stackhouse: NCAA Southeast Regional, 1995  
 Shammond Williams: NCAA East Regional, 1997  
 Antawn Jamison: NCAA East Regional, 1998  
 Joseph Forte: NCAA South Regional, 2000  
 Sean May: NCAA East Regional, 2005; NCAA Final Four, 2005  
 Tyler Hansbrough: NCAA East Regional, 2008  
 Ty Lawson: NCAA South Regional, 2009  
 Wayne Ellington: NCAA Final Four, 2009  
 Brice Johnson: NCAA East Regional, 2016  
 Luke Maye: NCAA South Regional, 2017  
 Joel Berry II: NCAA Final Four, 2017



**CAROLINA HONOR ROLL**

Dan Sears



**2012 Academic All-America of the Year Tyler Zeller**

Robert Crawford



**1998 National Player of the Year Antawn Jamison**

J.D. Lyon Jr.



**Three-time Academic All-America Marcus Paige**



**All-America & Naismith Hall of Famer Robert McAdoo**

- POSTSEASON ALL-TOURNAMENT TEAMS**
- Lennie Rosenbluth:** NCAA Final Four, 1957
- Pete Brennan:** NCAA Final Four, 1957
- Bobby Lewis:** NCAA East Regional, 1967
- Rusty Clark:** NCAA East Regional, 1967, 1968; NCAA Final Four, 1967 (2nd)
- Larry Miller:** NCAA East Regional, 1967, 1968; NCAA Final Four, 1968
- Charlie Scott:** NCAA East Regional, 1968, 1969; NCAA Final Four, 1968 (2nd)
- Bill Bunting:** NCAA East Regional, 1969
- Bill Chamberlain:** NIT, 1971
- Dennis Wuycik:** NCAA East Regional, 1972
- Robert McAdoo:** NCAA East Regional, 1972; NCAA Final Four, 1972
- George Karl:** NCAA East Regional, 1972; NIT, 1973
- Bobby Jones:** NIT, 1973
- Brad Hoffman:** NCAA East Regional, 1975
- Mitch Kupchak:** NCAA East Regional, 1975
- Phil Ford:** NCAA East Regional, 1975 (2nd)
- Walter Davis:** NCAA East Regional, 1977
- John Kuester:** NCAA East Regional, 1977
- Mike O'Koren:** NCAA Final Four, 1977
- Al Wood:** NCAA West Regional, 1981; NCAA Final Four, 1981
- James Worthy:** NCAA West Regional, 1981; NCAA East Regional, 1982; NCAA Final Four, 1982
- Sam Perkins:** NCAA West Regional, 1981; NCAA East Regional, 1982; NCAA Final Four, 1982
- Jimmy Black:** NCAA East Regional, 1982
- Michael Jordan:** NCAA Final Four, 1982; NCAA East Regional, 1983
- Brad Daugherty:** NCAA Southeast Sub-Regional, 1985; NCAA Southeast Regional, 1985; NCAA West Regional, 1986
- Kenny Smith:** NCAA Southeast Sub-Regional, 1985; NCAA Southeast Regional, 1985
- J.R. Reid:** NCAA East Regional, 1987; NCAA West Regional, 1988; NCAA Southeast Regional, 1989
- Rick Fox:** NCAA East Regional, 1991
- Hubert Davis:** NCAA East Regional, 1991

- Eric Montross:** NCAA Southeast Regional, 1992; NCAA East Regional, 1993; NCAA Final Four, 1993
- George Lynch:** NCAA East Regional, 1993; NCAA Final Four, 1993
- Donald Williams:** NCAA East Regional, 1993; NCAA Final Four, 1993; NCAA Southeast Regional, 1995
- Jerry Stackhouse:** NCAA Southeast Regional, 1995
- Rasheed Wallace:** NCAA Southeast Regional, 1995
- Shammond Williams:** NCAA East Regional, 1997; NCAA East Regional, 1998
- Antawn Jamison:** NCAA East Regional, 1997; NCAA East Regional, 1998
- Vince Carter:** NCAA East Regional, 1997; NCAA East Regional, 1998
- Ed Cota:** NCAA East Regional, 1997; NCAA East Regional, 1998; NCAA South Regional, 2000
- Jason Capel:** NCAA South Regional, 2000
- Joseph Forte:** NCAA South Regional, 2000
- Sean May:** NCAA East Regional, 2005; NCAA Final Four, 2005
- Rashad McCants:** NCAA East Regional, 2005; NCAA Final Four, 2005
- Raymond Felton:** NCAA Final Four, 2005
- Tyler Hansbrough:** NCAA East Regional, 2007, 2008; NCAA South Regional, 2009; NCAA Final Four, 2009
- Brandon Wright:** NCAA East Regional, 2007
- Wayne Ellington:** NCAA East Regional, 2008; NCAA Final Four, 2009
- Ty Lawson:** NCAA East Regional, 2008; NCAA South Regional, 2009; NCAA Final Four, 2009
- Danny Green:** NCAA South Regional, 2009
- Will Graves:** NIT, 2010
- Deon Thompson:** NIT, 2010
- Harrison Barnes:** NCAA East Regional, 2011
- Tyler Zeller:** NCAA East Regional, 2011; NCAA Midwest Regional, 2012
- Brice Johnson:** NCAA East Regional, 2016; NCAA Final Four, 2016
- Marcus Paige:** NCAA East Regional, 2016
- Joel Berry II:** NCAA Final Four, 2016; NCAA South Regional, 2017; NCAA Final Four, 2017
- Justin Jackson:** NCAA South Regional, 2017; NCAA Final Four, 2017
- Kennedy Meeks:** NCAA Final Four, 2017

- 2017
- Armando Bacot:** NCAA Final Four, 2022; NCAA East Regional, 2022
- Caleb Love:** NCAA Final Four, 2022; NCAA East Regional, 2022
- Brady Manek:** NCAA East Regional, 2022
- J.R. Reid (1987-89), Ed Cota (1997-98, 2000) and Tyler Hansbrough (2007-09) are the only Tar Heels to earn All-NCAA Regional honors in three seasons*

- CoSIDA ACADEMIC ALL-AMERICA TEAMS**
- Billy Cunningham:** 1965
- Charlie Scott:** 1970
- Steve Previs:** 1972
- Dennis Wuycik:** 1972
- Kim Hubbard:** 1972 (3rd)
- Brad Hoffman:** 1975 (2nd)
- Ed Stahl:** 1975 (2nd)
- Tommy LaGarde:** 1975 (2nd), 1976
- Bruce Buckley:** 1976 (2nd)
- Steve Hale:** 1986
- Henrik Rodl:** 1993 (3rd)
- Eric Montross:** 1994
- Tyler Zeller:** 2011, 2012
- Marcus Paige:** 2014 (2nd), 2015 (2nd), 2016
- Luke Maye:** 2018 (2nd), 2019 (2nd)

- ACADEMIC ALL-AMERICA OF THE YEAR**
- Tyler Zeller: 2012

- NCAA POST-GRADUATE SCHOLARSHIP WINNERS**
- Bob Bennett:** 1966
- John O'Donnell:** 1974
- Bruce Buckley:** 1977
- Steve Hale:** 1986
- Pearce Landry:** 1995

- ACADEMIC ALL-ACC TEAM**
- Charlie Shaffer:** 1963, 1964
- Billy Cunningham:** 1965
- Tom Gauntlett:** 1967
- Charlie Scott:** 1970
- Dave Chadwick:** 1971
- Kim Hubbard:** 1972
- Steve Previs:** 1972
- Dennis Wuycik:** 1972
- John O'Donnell:** 1973, 1974
- Brad Hoffman:** 1975
- Ed Stahl:** 1975
- Tommy LaGarde:** 1975, 1976, 1977
- Bruce Buckley:** 1976, 1977
- Eric Kenny:** 1981
- Matt Doherty:** 1984

- Steve Hale:** 1984, 1985, 1986
- James Daye:** 1986
- Jeff Lebo:** 1988
- David May:** 1988, 1989
- Henrik Rodl:** 1990, 1991, 1992, 1993
- Jason Burgess:** 1992
- Eric Montross:** 1993, 1994
- Matt Wenstrom:** 1993
- Pearce Landry:** 1994, 1995
- Pat Sullivan:** 1995
- Will Johnson:** 2001, 2003
- Jason Capel:** 2002
- Kris Lang:** 2002
- Byron Sanders:** 2004, 2006
- Melvin Scott:** 2005
- Tyler Zeller:** 2009, 2010, 2011, 2012
- Marcus Paige:** 2013, 2014, 2015, 2016
- Luke Maye:** 2016, 2017, 2018, 2019
- Nassir Little:** 2019
- RJ Davis:** 2021, 2023
- Kerwin Walton:** 2021
- Armando Bacot:** 2022
- Kerwin Walton:** 2023
- Four-time recipients: Henrik Rodl, Tyler Zeller, Marcus Paige, Luke Maye*
- Three-time recipients: Tommy LaGarde, Steve Hale, Luke Maye*

- SKIP PROSSER AWARD**
- Tyler Zeller:** 2011, 2012
- Marcus Paige:** 2015, 2016
- Luke Maye:** 2019
- ACC's Scholar-Athlete of the Year for men's basketball*




**1982 National Player of the Year James Worthy**

Daily Tar Heel



**ALL-TIME TAR HEEL ROSTER**

Name	Years Played	Name	Years Played	Name	Years Played
Aitken, Stuart "Snooks"	1932-35	Burns, Charlie	1961-63	Davis, Robert	1925-27
Akins, Bill	1988-89	Byerly, Guy	1940-42	Davis, Walter	1973-77
Alexander, Tom	1929-32	Byrd, Tom	1943-44	Daye, James	1984-86
Allen, Bill	1944-45	Calabria, Dante	1992-96	Deasy, Howard	1948-52
Altomose, Bob	1942-44	Calhoun, Jesse "Ikie"	1925-27	Dedmon, Lee	1968-71
Alvarez, Manny	1944-45	Callahan, Peppy	1960-63	DeLancy, Bill	1925-26
Ambler, John	1921-22	Campbell, Greg	1965-66	Delany, Jim	1967-70
Anderson, Don	1943-46	Campbell, Marc	2007-10	DeLorenzo, Vincent	1945-46
Andrews, Ezra	1913-16	Capel, Jason	1998-2002	Denny, Jeff	1986-90
Anisko, Paul	1952-53	Carmichael, Billy	1917-20, 21-22	Devin, Billy	1923-26
Anthony, Cole	2019-20	Carmichael, Cartwright	1920-24	Dewell, John	1943-44
Antolini, Ed	1940-42	Carr, Albert	1937-38	Dillon, John "Hook"	1944-48
Asch, Roy	1939-40	Carr, Watts	1937-39	Dilworth, Ben	1937-40
Austin, John	1970-71	Carrington, George	1910-13	Dittmar, John	1951-52
<b>Bacot, Armando</b>	<b>2019-23</b>	Carson, Coy	1946-49	Dodderer, Bill	1923-26, 27-28
Baggett, Robert	1926-27	Carter, Jippy	1950-53	Doherty, Matt	1980-84
Bailey, Edgar "Junie"	1946-47	Carter, Vince	1995-98	Donnan, Dick	1942-44
Barber, Howard "Red"	1924-26	Cathey, George	1926-29	Donohue, Jim	1958-60, 61-62
Barber, Milton	1930-33	Cernugle, Tony	1937-38, 39-40	Doughton, Ged	1975-79
Barlow, Jeb	1980-82	Chadwick, Dave	1968-71	Douglass, Jay	1919-20
Barnes, Harrison	2010-12	Chamberlain, Bill	1969-72	Dowd, Carey	1913-14
Barnes, Octavus	1994-95	Chambers, Bill B.	1972-76	Dowd, James	1918-19
Bauer, Fred	1944-45	Chambers, Bill L.	1969-72	Dowd, William	1943-44
Beach, Tom	1943-44	Chambers, Lenoir	1911-14	Drew II, Larry	2008-11
Beale, Earle	1930-31, 32-34	Chandler, Stuart	1931-33	Duls, Ferdinand	1910-11
Bell, Mickey	1972-75	Cherry, Scott	1989-93	Dunn, D'Marco	2021-23
Bennett, Benton	1948-50	Chilcutt, Pete	1987-91	Dupont, David	2010-12
Bennett, Bob	1963-66	Choate, Page	1928-31	Durham, Archie	1930-31
Berry II, Joel	2014-18	Clark, Franklin "Rusty"	1966-69	Earey, Mike	1969-70
Bershak, Andy	1935-38	Clarke, Buddy	1954-55	Eaton, George	1920-21
Bersticker, Brian	1997-2002	Cleland, Tom	1928-31	Edwards, Ben	1913-14
Black, Jimmy	1978-82	Cobb, Jack	1923-26	Edwards, Paul	1929-32
Black, Kenny	1943-44	Cohen, Raymond	1930-31	Egbuna, Toby	2015-16
Black, Leaky	2018-23	Coker, Kanler	2015-17	Eggleston, Don	1968-71
Blood, Ben	1933-35	Cole, Mervin	1946-48	Ellington, Bill	1950-51
Bohlander, Justin	2003-04	Coleman, Justin	2014-16	Ellington, Wayne	2006-09
Bolick, Daniel	2010-11	Colescott, Dave	1976-80	Ellis, Caleb	2018-20
Boone, Adam	2000-02	Coley, Woody	1974-77	Elston, Darrell	1971-74
Boone, Pete	1936-38	Collett, Noah	1931-32	Elstun, Doug	1987-88
Bostick, Jim	1966-67	Conlon, Marty	1960-61	Erwin, Jesse	1919-21
Bowden, Hal	1952-53	Connor, Henry	1930-32	Erwin, Roy	1911-12
Bowers, Bruce	1962-63	Cooke, Mike	1961-64	Evans, Emanuel	1926-27
Bowman, Dave	1937-40	Cooner, Randy	1934-35	Everett, Charlie	2004-05
Box, Boyce	1943-44	Cooper, Stewart	2010-12	Everett, Jim	1999-2001
Braddock, Jim	1979-83	Copeland, Mike	2005-09	Everett, Joe	2001-02
Bradley, Dudley	1975-79	Corson, Craig	1969-72	Evtimov, Vasco	1996-97, 98-99
Bradley, Tony	2016-17	Cota, Ed	1996-00	Exum, Cecil	1980-84
Brandt, George	1931-33	Cowan, James "Zeke"	1915-16	Farleigh, Stuart	1928-30
Branson, Les	1938-40	Cox, John	1970-71	<b>Farris, Duwe</b>	<b>2020-23</b>
Brennan, Pete	1955-58	Craig, Tom	1928-29	Fearrington, James	1917-18
Britt, Nate	2013-17	Creticos, Soc	1943-44	Feimster, Hank	1940-41
Brooker, Lofton	1929-32	Crompton, Geff	1973-74, 75-76, 77-78	Feldman, Larry	1943-44
Brooker, Michael	1997-2001	Crotty, John	1957-60	Felton, Jalek	2017-18
Brooks, Garrison	2017-21	Crouch, Patrick	2010-12	Felton, Raymond	2002-05
Brown, Bill	1962-65	Crouch, Walter	1929-30	Fenner, Julian	1927-28
Brown, Billy	1927-30	Cuneo, Frank	1937-40	Ferraro, Hal	1948-51
Brown, Joe	1966-69	Cunningham, Billy	1962-65	Fields, John	1945-46
Brown, Larry	1960-63	Cunningham, Bob	1955-58	Fingleton, Neil	2001-02
Brown, Lou	1958-61	Curry, Ronald	1998-99, 2000-01	Fisher, Michael	1945-46
Brown, Sanford	1918-20, 21-22	Cuthbertson, Reynolds	1916-19	Fitch, Jack	1943-44, 46-47
Brownlee, John	1981-83	Dalton, Spenser	2014-16	Fitzsimmons, Owen	1915-16
Brust, Chris	1978-82	Dameron, Emerson "Sandy"	1928-31	Fleming, Charles	1913-14
Brust, Matt	1984-85	Daugherty, Brad	1982-86	Fletcher, Ralph	1965-68
Buckley, Bruce	1973-77	Davis, Ed	2008-10	Fogler, Eddie	1967-70
Bucknall, Steve	1985-89	Davis, Hubert	1988-92	Ford, Phil	1974-78
Budko, Pete	1977-81	Davis, Larry	1992-94	Forte, Joseph	1999-2001
Bullock, Reggie	2010-13	Davis, Luke	2012-15	Foster, Brooks	2004-05
Bunting, Bill	1966-69	<b>Davis, RJ</b>	<b>2020-23</b>	Fox, Rick	1987-91
Burgess, Jason	1991-92	Davis, Robert	1913-16	Francis, Jeremiah	2019-20
Burke, Dewey	2005-07			Frasor, Bobby	2005-09

**Jimmy Black & Chris Brust**

Frederick, Brad	1996-99
Freedman, Ellis	1941-43
Frye, Jim	1965-68
Fuller, Walter	1914-15

Gaines, Tom	1950-52
Galantai, Bill	1962-64
Gallagher, James	2009-10
Garcia, Dawson	2022
Garvin, Dick	1944-45
Gauntlett, Tom	1964-67
Gersten, Bobby	1939-42
Geth, Ed	1992-93, 94-96
Ginyard, Marcus	2005-10
Gipple, Dale	1968-71
Glance, Ivan "Jack"	1932-35
Glamack, George	1938-41
Glancy, Gene	1952-54
Godwin, Marion	1949-50
Goodson, Robert	1913-14
Goodwin, Frank	1954-55
Graham, Tom	1921-23
Grandin, Elliot	1916-17
Grant, Damion	2002-05
Graves, Will	2007-10
Green, Danny	2005-09
Green, Johnny	1929-30
Green, Winton	1921-24
Greene, Hilliard	1954-56
Greene, John	1988-90
Gribble, Dickson	1965-66
Griffith, Robert	1918-20
Grimaldi, Vince	1950-53
Groll, Stan	1956-57
Grubar, Dick	1966-69
Grubb, Foy	1935-38
Gurganus, Ransom	1927-28
Guyes, Leonard	1949-50
Gwynn, John	1916-18



## ALL-TIME TAR HEEL ROSTER

Hackney, Bunn	1924-27	Jamison, Roger	1971-72	Loughran, George	1914-15
Hackney, Rufus	1926-29	Jenkins, Joe	1987-88	Love, Caleb	2020-23
Hairston, P.J.	2011-14	Johnson, Brice	2012-16	Lutz, Loren	1975-76
Hale, Steve	1982-86	Johnson, Cameron	2017-19	Lynch, George	1989-93
Hamilton, Jim	1946-47	Johnson, Earl	1963-64	Lynch, Peter	1916-19
Hanby, Howard	1920-21	Johnson, John	1913-16	Lynn, Clyde	1994-96
Hanes, John	1910-11	Johnson, Troy	1923-24		
Hanners, Dave	1973-76	Johnson, Puff	2020-23	Ma, Kane	2017-18
Hansbrough, Tyler	2005-09	Johnson, Will	1999-2003	Madden, Kevin	1985-86, 87-90
Harnden, Chuck	1939-41	Johnston, Donn	1970-73	Maddie, Bud	1950-54
Harper, Lacy "Puny"	1927-30	Johnston, D.J.	2010-11	Mahler, Carl	1921-23
Harpold, Wayne	1950-51	Jones, Bobby	1971-74	Makkonen, Timo	1981-84
Harrell, Beemer	1916-17	Jones, Dan	1931-33	Manek, Brady	2022
Harris, Anthony	2021-22	Jones, Harry	1960-62	Manley, Sterling	2017-19, 21
Harris, Kenny	1989-91	Jordan, Jim	1944-46	Manor, James	2012-14
Harris, Bucky	1930-35	Jordan, Michael	1981-84	Manuel, Jackie	2001-05
Harrison, Billy	1934-35			Markham, Bill	1930-33
Harrison, Ray	1972-74	Kappler, Hugo	1948-51	Markin, Walter	1944-45
Harrison, William Jr.	1963-64	Karl, George	1970-73	Marks, Dan	1941-43
Harry, Eric	1974-76	Katz, Art	1961-64	Marpert, Artie	1928-31
Hartley, Dick	1942-43, 46-48	Kaveny, Paul	1933-36	Marshall, Kendall	2010-12
Harvell, Billy	1924-26	Kearns, Tommy	1955-58	Martin, Warren	1981-83, 84-86
Hassell, Charles "Pud"	1963-65	Keeling, Christian	2019-20	Massey, Moulton	1915-16
Hassell, Ray	1963-66	Keesler, Ed	1914-15	Mathes, Albert	1937-40
Hatchell, Van	2010-11	Kendall, F. Bloomfield	1930-31	May, David	1987-89
Hathaway, Bill	1956-57	Kendrick, Frank	1915-16	May, Sean	2002-05
Hayes, Bill	1930-31	Kenny, Eric	1978-81	Maye, Beau	2022-23
Hayes, Robert	1927-28	Kepley, Dick	1957-59, 60-61	Maye, Luke	2015-19
Haywood, Brendan	1997-2001	Kessler, Walker	2021	McAdoo, James Michael	2011-14
Hayworth, Jim	1942-43, 45-47	King, Clyde	1944-45	McAdoo, Robert	1971-72
Hayworth, Lewis	1941-44	Kittrell, Tom	1919-20	McAdoo, Ryan	2019-22
Henderson, Willis	1954-55	Knox, Justin	2010-11	McCabe, Gerry	1952-56
Hendlin, Harry	1930-31	Kocornik, Dick	1953-54	McCachren, Dave	1931-34
Hendrick, Frank	1916-17	Kohler, Norm	1946-48	McCachren, George "Toad"	1940-43
Henry, David	1930-33	Koonce, Donald	1923-24	McCachren, Jim	1933-36
Hensley, Marty	1986-87, 88-89	Kornegay, Bob	1940-41	McCachren, William	1936-37, 38-39
Henson, John	2009-12	Krafcisin, Steve	1976-77	McCants, Rashad	2002-05
Hicks, Isaiah	2013-17	Krause, Dieter	1960-63	McComb, Ken	1960-61
Hines, Wilmer	1930-33	Kuester, John	1973-77	McDonald, Leslie	2009-14
Hirsch, Sid	1930-31	Kupchak, Mitch	1972-76	McDonald, Monk	1920-24
Hite, Ray	1971-74			McDonald, Sam	1922-25
Hodges, Luther	1916-19	Laczkowski, Matt	1999-2000	McDuffie, Lewis "Mac"	1916-17
Hoffman, Brad	1972-75	LaGarde, Tommy	1973-77	McInnis, Jeff	1993-96
Holden, Bill	1925-26	Landry, Pearce	1993-95	McKinney, Horace "Bones"	1945-46
Holding, Clem	1914-16	<b>Landry, Rob</b>	<b>2021-23</b>	McKnight, Roy	1910-12
Holland, Gehrmann	1956-59	Lang, Kris	1998-2002	McKoy, Justin	2021-23
Holland, Woody	1938-39	Larese, York	1958-61	McLamb, Phillip	2001-04
Holley, Jesse	2003-05	Lawson, Ty	2006-09	McNairy, Charlie	1994-97
Holmes, Jonathan	1999-2003	Lebed, Hank	1948-49	McSweeney, Bryan	1961-64
Holmes, Terry	1948-49	<b>Lebo, Creighton</b>	<b>2020-23</b>	Meeks, Kennedy	2013-17
Homewood, Roy	1912-16	Lebo, Jeff	1985-89	Melendez, Orlando	1997-02
Hooker, C.J.	2003-05	Lee, P.A.	1941-42	Mendler, John	1944-45
Howard, Jimmy	1938-41	Leonard, Clyde	1930-31	Meroney, Dave "Red"	1936-37
Howell, Harry	1924-25	Lewis, Bobby	1964-67	Miles, Hall	1945-47
Howell, Lee	1930-31	Lewis, Wray	1940-42	Miller, Bill	1947-48
Huband, Kim	1969-72	Lifson, Al	1951-55	Miller, Jonathan	2002-04
Hubert, Desmond	2011-15	Likins, Paul	1951-55	Miller, Larry	1965-68
Hudock, Jim	1959-62	Lineberger, Henry	1921-24	Miller, Walker	2017-21
Huffman, Brandon	2017-20	Lineberger, Joe	1930-33	Miller, Wes	2004-07
Hughes, Lester "Red"	1945-46	Lipfert, Bailey	1917-21	Minor, William "Ike"	1931-33, 34-35
Hunter, Curtis	1982-83, 84-87	Little, Bryce	1916-17	Mirken, Mark	1964-67
Hussey, Jack	1942-43	Little, Crowell	1936-37	Mitchell, Norm	1947-49
Hutchins, Jim	1934-35	Little, Greg	2007-08	Mock, Bernie	1943-44
Hutchinson, Joel (Jenks)	1929-30	Little, Nassir	2019	Moe, Donnie	1965-67
Hyatt, Rodney	1986-88	Long, Albert	1952-55	Moe, Doug	1958-61
		Long, Cyrus	1910-12, 13-14	Montross, Eric	1990-94
Iannarella, Mike	1963-64	Long, Meb	1912-16	Moody, Patrick	2007-09
		Long, Morris	1932-34	Moody, Wade	2012
Jackson, Justin	2014-17	Longest, Ed	1929-30, 31-32	Moore, James	1929-31
James, Joel	2012-16	Loock, Bill	1940-41	Moore, Jim	1963-64, 65-66
James, Larry	1942-43	Lotz, Danny	1956-59	Morris, Cliff	1983-85
Jamison, Antawn	1995-98	Lougee, Edgar	1942-43	Morris, John	1917-21



Julius Peppers

Morris, Worth	1925-28
Morrison, Brian	2000-02
Morrison, Ian	1964-65
Mullis, Clyde "Pete"	1935-38
Murray, Robert	1920-21
Myers, Bill	1931-32
Nagy, Fritz	1942-43
Nalle, Brodie	1931-33
Nance, Pete	2022-23
Nathan, Marx	1945-46, 47-48
Ndiaye, Makhtar	1996-98
Neal, David	1994-96
Nearman, Sherman "Nemo"	1946-50
Neiman, Abe	1921-23, 25-26
Neiman, David	1928-30
Nelson, Joe	1940-41
Nelson, Melvin	1933-36
Newby, Terrence	1996-2000
Newcombe, Arthur "Artie"	1925-26
Nickel, Tyler	2022-23
Noel, David	2002-06
Norfolk, Ira	1944-46
Norwood, Michael	1985-87
Nyimicz, Dan	1946-49
O'Donnell, John	1971-74
O'Han, Robbie	2019-20
O'Koren, Mike	1976-80
Okulaja, Ademola	1995-99
Owens, Max	1997-2001
Paige, Marcus	2012-16
Paine, George	1940-43
Parker, John	1912-13
Patterson, Fred	1915-16
Patterson, Richard	1949-51
Paxton, Bob	1944-48
Penton, Dan	1922-24
Pepper, Mike	1977-81



**ALL-TIME TAR HEEL ROSTER**

Peppers, Julius	1999-2001	Satterfield, Henry	1927-29	Thompson, Deon	2006-10
Perkins, Aubrey	1925-28	Sawyer, Holmes	1918-19	Thorne, Charlie	1948-51
Perkins, Sam	1980-84	Scholbe, Roger	1945-48	Thorne, Taylor	1942-43, 45-48
Perry, Gales	1939-40	Schwarz, Ernie	1950-53	Thornton, Thomas	2009-10
Perry, Curtis "Sis"	1916-18, 21-22	Scott, Charles	1967-70	Tillett, Bill	1910-13
Pessar, Hank	1938-41	Scott, Melvin	2001-05	Tokoto, J.P.	2012-15
Petree, Terrence	2009-10	Scruggs, Boyce	1915-16	<b>Trimble, Seth</b>	<b>2022-23</b>
Peters, Pete	1946-47	Searcy, Roy	1955-58	Tsantes, John	1948-50
Peterson, Buzz	1981-85	Seixas, Vic	1942-43, 46-47	Turk, Irving	1949-50
Phelps, Derrick	1990-94	Severin, Paul	1938-41	Turner, Bill	1927-28
Phillips, Bob	1950-53	Seymore, Sasha	2014-15	Tuttle, Gerald	1966-69
Phipps, John	1931-32	Shaffer, Charlie	1961-64	Tuttle, Richard	1968-71
Pierce, Justin	2019-20	Shaffer, Dean	1980-81	Tyndall, Webb	1995-97
Pinson, Theo	2014-18	Shaffer, Lee	1957-60		
Platek, Andrew	2017-21	Sharpe, Bill	1926-27	Underwood, Emmett	1925-26
Poole, Barney	1943-44	Sharpe, Day/Ron	2021		
Poole, Jim	1943-44	Shaver, Tony	1973-74	Valentine, Keith	1975-76
Poole, Jimmy	1922-25	Shaver, Will	2022-23	Vanstory, Bill	1925-28
Poole, Grey	1957-60	Shepard, Carlyle	1915-17, 19-21	Vayda, Jerry	1952-56
Popson, Dave	1983-87	Sher, Phil	1929-30	Vinroot, Richard	1961-63
Poteet, Yogi	1959-61, 62-63	Shook, Bud	1941-42	Virgil, John	1976-80
Potts, Ramsey	1935-37	Shores, Tommy	1953-54	Voris, Bill	1944-45
Pou, James	1913-14	Shytle, Ed	1940-42		
Powell, Jack	1952-53	Sides, Bob	1924-27	Waddell, Charles	1972-74
Prevatte, Dick	1928-29	Simmons, Jackson	2011-15	Wagner, Edwin	1946-48
Previs, Steve	1969-72	Slater, John	1929-31	Wakeley, William	1910-11
Price, Damien	2001-04	Smith, Bill	1951-52	Walker, Cliff	1953-54
Price, Henry "Red"	1926-29	Smith, James	1973-74	Wallace, Jack	1951-53
Propst, Floyd	1951-52	Smith, Julian	1939-42	Wallace, Rasheed	1993-95
Purser, Carr	1925-28	Smith, Junius	1910-12	Walsh, Donnie	1959-62
Purser, John	1921-25	Smith, KJ	2019-21	Walters, John	1930-31
		Smith, Kenny	1983-87	Walton, Kerwin	2021-22
Quigg, Joe	1955-57	Smith, Larry	1991-92	Ward, Dick	1954-55
		Smith, Mike	1964-66	Washington, Donald	1972-73
Race, George	1927-28, 29-30	Smith, Ranzino	1984-88	<b>Washington, Jalen</b>	<b>2022-23</b>
Radovich, Tony	1952-57	Smith, Winslow	1927-29, 30-31	Watkins, Jackson	2021-23
Ragan, Bill	1925-26	Smithwick, Jim	1963-66	Watkins, John	1926-27
Rainey, John	1935-36	Snyder, Roy	1940-41	Watson, Bill	1938-40
Ramsey, Frank	1934-35	Sprague, Pete	1953-54	Watt, Lawrence	1924-25
Ranson, Lucius	1912-13	Spurlock, Harold	1944-46	Watts, Justin	2008-12
Ravenel, Sam	1917-18	Stackhouse, Jerry	1993-95	Wear, David	2009-10
Redding, Frank	1949-52	Stahl, Ed	1972-75	Wear, Travis	2009-10
Redmon, Herman	1912-13	Stallard, Sam	1943-44	Weathers, Virgil	1931-34
Reese, Brian	1990-94	Stanley, Ray	1957-60	Webb, Ricky	1967-69
Reid, Garrison	1929-30	Stein, Lewis	1911-12	Webster, Latch	1934-36
Reid, J.R.	1986-89	Stephenson, Glen	1952-53	Weinstein, Harvey	1946-48
Respass, Ray	1962-65	Stephenson, Travis	1991-93	Wells, Darius	1948-51
Rice, King	1987-91	Stepheson, Alex	2006-08	Wenstrom, Matt	1989-93
Ritch, Marvin "Philly"	1910-11	Stevenson, Buster	1943-44, 45-46	White, Bill	1948-51
Robbins, Austin	1939-40	Stirnweiss, George "Snuffy"	1937-38	White, Coby	2018-19
Roberson, Foy	1937-40	Stoopack, Chester "Red"	1936-38	White, Jim	1941-43, 45-47
Robinson, Brandon	2017-20	Strickland, Dexter	2009-13	White, Kenny	1999-2000
Robinson, Denzel	2012-14	Styles, Dontrez	2021-23	White, Stilman	2011-12, 2014-17
Robinson, Lynwood	1981-83	Suggs, Reid	1940-42	Whitehead, Gra	1967-68
Robinson, Will	2005-06	Sullivan, Pat	1990-93, 94-95	Wideman, Frank	1942-44
Rödl, Henrik	1989-93	Sullivan, Ryan	1995-97	Wiel, Randy	1975-79
Rodman, Cam	1941-43, 46-47	Sutton, Ed	1954-55	Wiley, John	1927-28
Rohlman, Aaron	2016-18	Swartzberg, Fred	1946-48	Wilkins, Thomas	2005-06
Ronner, Terry	1963-64			Williams, Donald	1991-95
Roper, Gary	1984-85	Tandy, George "Yank"	1913-16	Williams, Jawad	2001-05
Rose, Bob	1939-42	Tanner, J.B.	2007-09	Williams, Kenny	2015-19
Rosemond, Ken	1955-57	Tanner, Frank	2012-13	Williams, Lloyd	1920-22
Rosenbluth, Lennie	1954-57	Taylor, Bill	1962-63	Williams, Marvin	2004-05
Rourke, Bill	1918-21	Taylor, Cooper	1951-52, 53-54	Williams, Scott Carmichael	1997-99
Rozier, Clifford	1990-91	Teague, Ed	1943-44	Williams, Scott Christopher	1986-90
Rush, Shea	2016-20	Tennent, Charles "Buzz"	1916-18	Williams, Shammond	1994-98
Ruth, Earl	1935-38	Tennent, George "Raby"	1913-17	Wilson, Don	1941-42
Ryan, Fred "Rip"	1946-49	Terrell, Simon	1948-50	Wilson, Glenn	1925-26
		Terry, Reyshawn	2003-07	Winstead, Skippy	1951-54
Salvadori, Kevin	1990-94	Thomas, Gene	1946-47	Wolf, Jeff	1976-80
Salz, Harvey	1957-60	Thomas, Quentin	2004-08	Wolf, Joe	1983-87
Sanders, Byron	2002-06	Thompson, Clive	1944-45	Wood, Al	1977-81

**Tyler Zeller**

Wood, Billy	1942-43
Wood, Surry	2005-08
Woods, Seventh	2016-19
Woodall, Ches	1919-21
Wooten, Jack	2007-09
Worley, Dick	1937-39
Worthy, James	1979-82
Wright, Brandan	2006-07
Wright, Hank	1935-37
Wright, T.B.	1921-22
Wuycik, Dennis	1969-72
Yokley, John	1963-66
Yonakor, Rich	1976-80
Young, Bob	1954-57
Zaiser, Eugene	1932-33
Zaliagiris, Tom	1974-78
Zeller, Tyler	2008-12
Zwikker, Serge	1993-97

*Includes any known player who appeared in at least one game for the Tar Heels.*



## ALL-TIME JERSEY NUMBERS

**0**  
Jesse Holley, Joel James, Nate Britt, Seventh Woods, Anthony Harris, Seth Trimble

**00**  
Eric Montross<sup>\*</sup>, Brendan Hayward<sup>\*</sup>

**1**  
Melvin Scott, Marcus Ginyard, Dexter Strickland, Theo Pinson, Leaky Black, **Zayden High**

**2**  
Raymond Felton<sup>\*</sup>, Wayne Ellington, Marc Campbell, Leslie McDonald, Joel Berry II<sup>\*</sup>, Coby White, Cole Anthony, Caleb Love, **Elliot Cadeau**

**3**  
John Rainey, Jimmy Howard, Soc Creitcos, Don Wilson, Herbert Porter, Clive Thompson, Taylor Thorne, Charlie Thorne, Irving Turk, Jeff Denny, Pat Sullivan, Shammond Williams, Vasco Evtimov, Brian Morrison, Reyshawn Terry, Daniel Bolick, Wade Moody, Kennedy Meeks, Andrew Platek, Dontrez Styles, **Cormac Ryan**

**4**  
Jim McCachren, Foy Grubb, Pete Mullis, Bill Watson, Wray Lewis, Dan Marks, Lewis Hayworth, Vic Seixas, Buster Stevenson, Bob Paxton, Bill White, Charlie Thorne, Lynwood Robinson, James Daye, Kenny Harris, Larry Davis, David Neal, Makhtar Ndiaye, Scott Williams, Brooks Foster, Bobby Frason, Luke Davis, Isaiah Hicks, Brandon Robinson, **RJ Davis**

**5**  
Stuart Aiken, Crowell Little, Foy Roberson, Julian Smith, Ed Antolini, Lew Hayworth, George Paine, Don Anderson, Ira Norfolk, Larry James, Vic Seixas, Dan Nyimicz, Marion Godwin, Richard Patterson, Henrik Rodl, Jeff McInnis, Ed Cota, Jackie Manuel, Ty Lawson<sup>\*</sup>, Dexter Strickland, Kendall Marshall, Marcus Paige, Tony Bradley, Jalek Felton, Nassir Little, **Armando Bacot**

**6**  
Earle Beale, Pete Mullis, Foy Grubb, Julian Smith, Ed Shytte, Dick Hartley, Walter Markin, Marx Nathan, Buster Stevenson, Hal Ferraro

**7**  
Dave McCachren, Jim McCachren, Earl Ruth, Bobby Gersten, Edgar Lougee, P.A. Lee, Jim White, Don Anderson, Mervin Cole, Simon Terrell, **Seth Trimble**

**8**  
Ike Manor, Earl Ruth, Bill McCachren, Bob Rose, Barney Poole, Jim Jordan<sup>\*</sup>, Jim Hamilton, Rip Ryan, Richard Patterson, **Paxson Wojcik**

**9**  
Bucky Harris, Hank Wright, Dick Worley, Chuck Harnden, Ellis Freedman, Jim Hayworth, Lew Hayworth, Fred Bauer, Norm Mitchell

**10 (retired)**  
Paul Kaveny, Chester Stoopack, George Paine, Bobby Gersten, Cam Rodman, Clyde King, Roger Scholbe, Darius Wells, Lennie Rosenbluth<sup>\*</sup>

**11**  
Morrie Long, Geiorge Stirnweiss, Paul Severin, Lewis Hayworth, Dick Garvin, Jim White, Harvey Weinstein, John Tsantes, Richard Patterson, Wayne

Harpold, Charles Ellenwood, Ken Rosemond, John Crotty, Larry Brown<sup>\*</sup>, Ray Hassell, Gerald Tuttle, John Austin, Tony Shaver, Keith Valentine, Mike Pepper, Rodney Hyatt, Scott Cherry, Michael Brooker, Quentin Thomas, Larry Drew II, Stilman White, Brice Johnson, Shea Rush, Day/Ron Sharpe, D'Marco Dunn

**12 (retired)**  
Melvin Nelson, Ramsey Potts, Al Mathes, George McCachren, Vincent DiLorenzo, Coy Carson, Hal Ferraro, Al Lifson, Lee Shaffer<sup>\*</sup>, Harry Jones, Ray Respass, Jim Frye, Richard Tuttle, Ray Hite, Phil Ford<sup>\*</sup>

**13**  
Virgil Weathers, Frank Cuneo, Ed Shytte, Ellis Freedman, Bernie Mock, John Dillon<sup>\*</sup>, Benton Bennett, Bill White, Vince Grimaldi, Ian Morrison, Dick Grubar, Steve Previs, Brad Hoffman, Ademola Okulaja, Neil Fingleton, Will Graves, Van Hatchell, J.P. Tokoto, Kanler Coker, Cameron Johnson, Jeremiah Francis, Walker Kessler, Dawson Garcia, **Jalen Washington**

**14**  
Ben Blood, Ramsey Potts, Woody Holland, Guy Byerly, George Paine, Hugo Kappler, Simon Terrell, Skippy Winstead, Dave Hanners, Derek McAllister, Jeff Lebo, Derrick Phelps, Ryan Sullivan, Jonathan Holmes, Danny Green, Terrence Petree, Desmond Hubert, Brandon Robinson, Kane Ma, Puff Johnson, **Creighton Lebo**

**15**  
Frank Ramsey, Andy Bershak, Hank Feimster, Reid Suggs, Bob Altemose, Boyce Box, Bill Voris, Jack Fitch, Bones McKinney, Hank Lebed, Hugo Kappler, Bill Smith, Vince Grimaldi, Willis Henderson, John Kuester, Brian Ellerby, Courtney Dupree, Jason Burgess, Shammond Williams, Vince Carter<sup>\*</sup>, Kenny White, Damien Price, Charlie Everett, Dewey Burke, J.B. Tanner, Leslie McDonald, Stewart Cooper, P.J. Hairston, Garrison Brooks, Rob Landry

**16**  
Jason Glace, Tony Cernugle, Les Branson, Bob Rose, Reid Suggs, Ed Shytte, Dan Marks, Michael Fisher, Norman Kohler

**17**  
Latch Webster, Watts Carr, Dick Donnan, Joe Nelson, Don Wilson, Reid Suggs, Fritz Nagy, Manny Alvarez, Ed Wagner, Miles Hall, Irving Turk, Bill White

**18**  
Dave "Red" Meroney, Ben Dilworth, Bob Rose, Jim White, Jack Fitch, Nemo Nearman, Norman Kohler, Bill Wood, Harold Spurlock

**19**  
Pete Boone, Hank Pessar, Cam Rodman, John Dewell, Norman Kohler, Bob Shuford, Bill Allen, Marx Nathan, Fred Swartzberg

**20 (retired)**  
George Glamack<sup>\*</sup>, Dan Marks, Frank Wideman, Lester Hughes, Dan Nyimicz, Hal Ferraro, Frank Redding, Ike Neeley, Cooper Taylor, Paul Anisko, Gene Glancy, Bob Young, Wallace Graham, Donnie Walsh, Peppy Callahan, John Yokley, Eddie Fogler, Bill Chambers, Ray Harrison, David Colescott, Cliff Morris, Steve Bucknall

**21**  
Dave Bowman, Bill Locke, Wray Lewis, John Fields, Rip Ryan, Bill Miller, Howard Deasy, Jerry Vayda, Al Lifson, Mitch Kupchak<sup>\*</sup>, Jimmy Black, Michael Norwood, King Rice, Donald Williams<sup>\*</sup>, Terrence Newby, Jawad Williams, Deon Thompson, Jackson Simmons, Seventh Woods, Sterling Manley, Will Shaver

**22**  
Junie Bailey, Terry Holmes, Leonard Guyes, Benton Bennett, Paul Likins, Edward Sutton, Roy Searcy, York Larese<sup>\*</sup>, Mike Cooke, Bobby Lewis<sup>\*</sup>, Jim Delany, George Karl, Dudley Bradley, Buzz Peterson, Kevin Madden, Pearce Landry, Webb Tyndall, Scott Williams, Ronald Curry, Justin Bohlander, Wes Miller, Wayne Ellington<sup>\*</sup>, David Dupont, Frank Tanner, Isaiah Hicks, Walker Miller, Justin McKoy, **Rob Landry**

**23 (retired)**  
Albert Carr, John Tsantes, Bud Maddie, Skippy Winstead, Buddy Clarke, Jimmy Guill, Ged Doughton, Michael Jordan<sup>\*</sup>

**24**  
Bob Altemose, Ernie Schwarz, Walter Davis<sup>\*</sup>, Jim Braddock, Joe Wolf, Doug Elstun, Dante Calabria, Max Owens, Jesse Holley, Marvin Williams, Surry Wood, Justin Watts, Sasha Seymour, Kenny Williams, Kerwin Walton, Tyler Nickel, **Jae'Lyn Withers**

**25**  
Jippy Carter, Albert Long, James Smith, Donnie Smith, Randy Wiel, Steve Hale, Jason Capel, Damion Grant, Justin Knox, J.P. Tokoto, Justin Coleman, Aaron Rohlman, Caleb Ellis, Creighton Lebo

**30**  
Darius Wells, Jack Wallace, Cliff Walker, Bill Hathaway, Ray Stanley, Dieter Krause, Jim Moore, Mike Iannarella, Greg Campbell, Al Armour, Dale Gipple, John O'Donnell, Woody Coley, Al Wood<sup>\*</sup>, Kenny Smith<sup>\*</sup>, Rasheed Wallace<sup>\*</sup>, Phillip McLamb, Will Robinson, Jack Wooten, Thomas Thornton, Patrick Crouch, James Manor, Stilman White, K.J. Smith, Jackson Watkins

**31**  
Charlie Thorne, Tom Gaines, Al Lifson, Gerry McCabe, Gehrman Holland, Ken McComb, Bruce Bowers, Charlie Burns, Bill Taylor, Bob Bennett, Bill Bunting, Bill Chamberlain<sup>\*</sup>, Mickey Bell, Loren Lutz, Mike O'Koren<sup>\*</sup>, Matthew Brust, David May, Brian Reese, Adam Boone, Jonathan Miller, Thomas Wilkins, John Henson, Justin Coleman

**32**  
Leonard Guyes, Frank Redding, Bob Phillips, Gerry McCabe, Bob Cunningham, Lou Brown, Peppy Callahan, Billy Cunningham<sup>\*</sup>, Mark Mirken, Dave Chadwick, Darrell Elston, Tom Zaliagiris, Eric Kenny, John Brownlee, Pete Chilcutt, Orlando Melendez, Rashad McCants<sup>\*</sup>, Alex Stepheson, Ed Davis, D.J. Johnston, Luke Maye, Justin Pierce, Pete Nance, **James Okonkwo**

**33 (retired)**  
Nemo Nearman, Bob Phillips, Jack Powell, Gerry McCabe, Danny Lotz, Jim Hudock, Bill Brown, Charlie Scott<sup>\*</sup>, Roger Jamison, Dean Shaffer, Ranzino Smith, Kevin Salvadori, Antawn Jamison<sup>\*</sup>

**34**  
Frank Redding, Bill Ellington, Frank Goodwin, John Dittmar, Paul Anisko,

Dick Kopley, Richard Vinroot, Bruce Bowers, Charles Hassell, Terry Ronner, Pud Hassell, Jim Moore, Jim Bostick, Don Eggleston, Bobby Jones<sup>\*</sup>, Pete Budko, J.R. Reid<sup>\*</sup>, George Lynch<sup>\*</sup>, Charlie McNairy, David Noel, Brandan Wright, David Wear, Stewart Cooper, Denzel Robinson, Toby Egbuna, **Duwe Farris**

**35**  
Cooper Taylor, Pete Brennan<sup>\*</sup>, Doug Moe<sup>\*</sup>, Charlie Burns, Bill Galantai, Ralph Fletcher, Lee Dedmon, Robert McAdoo<sup>\*</sup>, Charles Waddell, Dave Popson, Joe Jenkins, Travis Stephenson, Brad Frederick, Jim Everett, C.J. Hooker, Patrick Moody, James Gallagher, Reggie Bullock, Ryan McAdoo

**40**  
Dick Kocornik, Tommy Kearns<sup>\*</sup>, Yogi Poteet, Bill Harrison, Earl Johnson, Donnie Moe, Ricky Webb, Bill Chambers, Donn Johnston, Bruce Buckley, Gary Roper, Hubert Davis, Ed Geth, Joseph Forte<sup>\*</sup>, Mike Copeland, Harrison Barnes<sup>\*</sup>, Beau Maye

**41**  
Paul Likins, Joe Quigg, Jim Donohue, Terry Ronner, Jim Smithwick, Joe Brown, Mike Earey, John Cox, Geff Crompton, Sam Perkins<sup>\*</sup>, Byron Sanders

**42**  
Hal Bowden, Bud Maddie, Walter Green, Hilliard Green, Harvey Salz, Marty Conlon, Charlie Shaffer, Tom Gauntlett, Gra Whitehead, Kim Huband, Bill Chambers, Jeff Wolf, Brad Daugherty<sup>\*</sup>, Scott Williams, Jerry Stackhouse<sup>\*</sup>, Kris Lang, Sean May<sup>\*</sup>, Joel James, Brandon Huffman

**43**  
Jerry Vayda, Stan Groll, Grey Poole, Art Katz, Mike Smith, Dickson Gribble, Rusty Clark, Craig Corson, Ed Stahl, John Virgil, Jeb Barlow, Curtis Hunter, Larry Smith, Matt Laczkowski, Joe Everett, Travis Wear, James Michael McAdoo, Spenser Dalton

**44**  
Tony Radovich, Mike Steppe, Bryan McSweeney, Mark Mirken, Larry Miller<sup>\*</sup>, Dennis Wuycik<sup>\*</sup>, Donald Washington, Eric Harry, Matt Doherty, Rick Fox, Clyde Lynn, Will Johnson, Tyler Zeller<sup>\*</sup>, Justin Jackson<sup>\*</sup>

**45**  
Grey Poole, Tommy LaGarde<sup>\*</sup>, Chris Brust, Marty Hensley, Clifford Rozier, Serge Zwickler, Julius Peppers, Jesse Holley, Stilman White, Brady Manek

**50 (retired)**  
Rich Yonakor, Cecil Exum, Bill Akins, Octavus Barnes, Brian Bersticker, Tyler Hansbrough<sup>\*</sup>

**51**  
Timo Makkonen

**52 (retired)**  
James Worthy<sup>\*</sup>

**54**  
Steve Krafcsin, Warren Martin, John Greene, Vasco Evtimov

**55**  
Matt Wenstrom, Wade Moody, Christian Keeling, **Harrison Ingram**

<sup>\*</sup> player for whom the number is retired  
<sup>^</sup> player for whom the number is honored



**STATS FOR 1,000-POINT SCORERS**

Year	Name	G	FG	FGA	PCT	3PT	3PA	PCT	FT	FTA	PCT	OR	TR	AVG	AST	TO	PF	STL	BLK	PTS	AVG
05-09	Hansbrough, Tyler	142	939	1752	.536	12	38	.316	982	1241	.791	482	1219	8.6	154	297	348	180	65	2872	20.2
74-78	Ford, Phil	123	865	1640	.527				560	693	.808		261	2.1	753		228	163	5	2290	18.6
80-84	Perkins, Sam	135	786	1364	.576	12	28	.429	561	705	.796		1167	8.6	160	185	350	125	245	2145	15.9
54-57	Rosenbluth, Lennie	76	722	1572	.459				603	815	.740		790	10.4	0		210			2047	26.9
77-81	Wood, Al	126	825	1474	.560				365	478	.764		624	5.0	171		328	126	64	2015	16.0
67-70	Scott, Charlie	91	805	1678	.480				397	547	.726		649	7.1	193		217			2007	22.1
65-68	Miller, Larry	91	765	1498	.511				452	661	.684		834	9.2	0		224			1982	21.8
95-98	Jamison, Antawn	104	787	1364	.577	8	27	.296	392	635	.617	376	1027	9.9	93	183	256	93	85	1974	19.0
82-86	Daugherty, Brad	135	760	1226	.620	0	1	.000	392	560	.700		1003	7.4	214	295	402	92	146	1912	14.2
73-77	Davis, Walter	119	754	1420	.531				355	459	.773		670	5.6	409		247	149	38	1863	15.7
12-16	Paige, Marcus	141	599	1471	.407	299	798	.375	347	411	.844	55	399	2.8	242	602	274	35	203	1844	13.1
64-67	Lewis, Bob	83	662	1352	.490				512	660	.776		510	6.1	0		194			1836	22.1
14-18	Berry II, Joel	144	607	1448	.419	266	726	.366	333	400	.833	65	340	2.8	405	223	275	165	27	1813	12.6
19-23	<b>Bacot, Armando</b>	<b>132</b>	<b>680</b>	<b>1224</b>	<b>.556</b>	<b>1</b>	<b>15</b>	<b>.067</b>	<b>448</b>	<b>676</b>	<b>.663</b>	<b>476</b>	<b>1335</b>	<b>10.1</b>	<b>166</b>	<b>244</b>	<b>352</b>	<b>87</b>	<b>160</b>	<b>1809</b>	<b>13.7</b>
81-84	Jordan, Michael	101	720	1333	.540	34	76	.447	314	420	.748		509	5.0	181	200	271	169	71	1788	17.7
76-80	O'Koren, Mike	117	643	1124	.572				479	660	.726		815	7.0	348		327	183	37	1765	15.1
89-93	Lynch, George	140	711	1369	.519	11	32	.344	314	482	.651	431	1097	7.8	233	318	386	241	60	1747	12.5
02-05	McCants, Rashad	98	614	1263	.486	221	553	.415	272	377	.721	147	397	4.1	204	221	237	145	61	1721	17.6
12-16	Johnson, Brice	148	714	1242	.575	0	0	—	288	407	.708	314	1035	7.0	369	133	188	163	111	1716	11.6
62-65	Cunningham, Billy	69	656	1387	.473				397	633	.627		1062	15.4	0		262			1709	24.8
87-91	Fox, Rick	140	633	1221	.518	153	394	.388	284	375	.757		594	4.2	323	339	405	197	44	1703	12.2
06-09	Ellington, Wayne	115	616	1331	.463	229	577	.397	233	288	.809	126	469	4.1	258	175	168	109	14	1694	14.7
83-87	Smith, Kenny	127	628	1226	.512	87	213	.408	293	356	.823		283	2.2	768	373	185	195	6	1636	12.9
90-94	Montross, Eric	139	626	1070	.585	—	—	—	375	601	.624	381	941	6.8	86	211	408	63	169	1627	11.7
14-17	Jackson, Justin	118	615	1341	.459	168	496	.339	228	320	.713	181	481	4.1	314	162	179	76	45	1626	13.8
01-05	Williams, Jawad	128	591	1214	.487	124	355	.349	320	442	.724	231	615	4.8	192	288	225	90	86	1626	12.7
88-92	Davis, Hubert	137	557	1118	.498	197	453	.435	304	371	.819	98	248	1.8	179	135	129	108	23	1615	11.8
72-76	Kupchak, Mitch	119	651	1110	.586				309	465	.665		1006	8.5	160		214	15	32	1611	13.5
85-89	Lebo, Jeff	133	524	1095	.479	211	493	.428	308	367	.839		327	2.5	580	263	284	159	7	1567	11.8
86-89	Reid, J.R.	96	584	972	.601	—	—	—	384	575	.668		731	7.6	159	292	304	109	86	1552	16.2
86-90	Williams, Scott	138	595	1080	.551	4	17	.235	314	496	.633		861	6.2	124	266	443	140	161	1508	10.9
08-12	Zeller, Tyler	117	547	1010	.542	0	2	.000	407	524	.777	316	788	6.7	69	165	271	78	130	1501	12.8
91-95	Williams, Donald	126	516	1192	.433	221	572	.386	239	321	.745	62	252	2.0	202	132	130	93	6	1492	11.8
13-17	Meeks, Kennedy	144	608	1097	.554	0	1	.000	266	422	.630	407	1052	7.3	142	187	324	99	154	1482	10.3
20-23	Love, Caleb	101	490	1360	.360	200	630	.317	296	363	.815	30	329	3.3	337	277	191	106	26	1476	14.6
69-72	Wuycik, Dennis	87	519	880	.590				431	517	.834		556	6.4	193		266			1469	16.9
98-02	Capel, Jason	120	453	1022	.443	164	437	.375	377	458	.823	214	807	6.7	329	257	302	123	23	1447	12.1
94-98	Williams, Shammond	134	460	1012	.455	233	578	.403	291	343	.849	55	332	2.5	399	271	164	92	2	1444	10.8
06-10	Thompson, Deon	152	579	1171	.494	0	2	.000	256	390	.656	290	743	4.9	114	202	323	118	141	1414	9.3
97-01	Haywood, Brendan	141	541	849	.637	—	—	—	329	554	.592	323	839	6.0	118	223	345	47	304	1411	10.0
98-02	Lang, Kris	128	576	1078	.534	0	1	.000	240	387	.620	219	678	5.3	74	155	216	81	81	1392	10.9
15-19	Maye, Luke	141	542	1179	.460	104	288	.361	204	302	.675	287	942	6.7	220	180	274	77	68	1392	9.9
06-09	Lawson, Ty	105	463	896	.517	112	278	.403	337	432	.780	65	303	2.9	608	219	205	184	10	1375	13.1
05-09	Green, Danny	145	491	1079	.455	184	491	.375	202	239	.845	204	590	4.1	256	209	277	160	155	1368	9.4
66-69	Clark, Rusty	91	513	1003	.511				313	448	.699		929	10.2	35		282			1339	14.7
55-58	Brennan, Pete	81	413	991	.417				506	715	.708		854	10.5	0		248			1332	16.4
51-55	Lifson, Al	90	477	1211	.394				368	581	.633		154	3.9	0		0			1322	14.7
20-23	<b>Davis, RJ</b>	<b>101</b>	<b>435</b>	<b>1054</b>	<b>.414</b>	<b>161</b>	<b>453</b>	<b>.355</b>	<b>271</b>	<b>319</b>	<b>.850</b>	<b>54</b>	<b>399</b>	<b>4.0</b>	<b>304</b>	<b>190</b>	<b>224</b>	<b>95</b>	<b>12</b>	<b>1304</b>	<b>12.9</b>
85-90	Madden, Kevin	134	519	893	.581	29	84	.345	229	346	.662		475	3.5	217	210	199	100	35	1296	9.7
70-73	Karl, George	94	494	964	.512				305	391	.780		279	3.0	394		278			1293	13.8
99-01	Forte, Joseph	69	479	1055	.454	111	302	.368	221	273	.810	99	399	5.8	210	169	138	121	12	1290	18.7
58-61	Larese, York	72	468	1057	.443				351	441	.796		407	5.7	73		206			1287	17.9
17-21	Brooks, Garrison	133	500	951	.526	6	15	.400	270	432	.625	311	798	6.0	166	174	76	68	69	1276	9.6
95-98	Carter, Vince	103	481	880	.547	99	269	.368	206	292	.705	183	466	4.5	197	123	190	114	80	1267	12.3
71-74	Jones, Bobby	92	522	859	.608				220	343	.641		817	8.9	285		239			1264	13.7
96-00	Cota, Ed	138	438	969	.452	93	250	.372	293	399	.734	106	517	3.7	1030	470	176	192	25	1262	9.1
02-05	Felton, Raymond	101	414	978	.423	174	464	.375	258	353	.731	69	417	4.1	698	233	233	192	27	1260	12.5
95-99	Okulaja, Ademola	139	424	967	.438	143	382	.374	263	387	.680	310	890	6.4	327	256	273	175	33	1254	9.0
11-14	McAdoo, James Michael	108	467	1044	.447	0	9	.000	298	524	.569	232	640	5.9	111	173	229	132	58	1232	11.4
83-87	Wolf, Joe	128	511	928	.551	23	40	.575	186	243	.765		707	5.5	243	207	279	84	39	1231	9.6
10-12	Barnes, Harrison	75	439	1018	.431	116	332	.349	234	319	.734	149	414	5.5	96	146	140	68	29	1228	16.4
79-82	Worthy, James	84	485	896	.541				249	382	.652		620	7.4	208	94	211	117	94	1219	14.5
02-05	May, Sean	77	442	862	.513	0	11	.000	329	459	.717	267	771	10.0	113	183	188	100	94	1213	15.8
38-41	Glamack, George	70	479						263											1191	17.0
53-56	Vayda, Jerry	92	398	981	.406				391	584	.670		687	7.5			185	27	4	1187	12.9
80-84	Doherty, Matt	129	418	876	.477	20	49	.408	309	406	.761		446	3.5	446	197	230	110	30	1165	9.0
87-91	Chilcutt, Pete	140	483	904	.534	20	58	.345	164	231	.710		766	5.5	188	226	155	115	83	1150	8.2
93-96	McInnis, Jeff	100	403	878	.459	138	348	.397	184	256	.719	63	277	2.8	435	200	177	108	0	1128	11.



**YEAR-BY-YEAR SUMMARY**

Year	W-L	Head Coach	Captain(s)
1910-11	7-4	Nat Cartmell	Marvin Ritch
1911-12	4-5	Nat Cartmell	Junius Smith
1912-13	4-7	Nat Cartmell	Ben Edwards
1913-14	10-8	Nat Cartmell	Meb Long

**South Atlantic Intercollegiate Athletic Association**

1914-15	6-10	9th	Charles Doak	Meb Long
1915-16	12-6	5th	Charles Doak	John Johnson
1916-17	5-4	7th	Howell Peacock	George Tennent
1917-18	9-3	3rd	Howell Peacock	George Tennent
1918-19	9-7	7th	Rennie Cuthbertson	(player-coach)
1919-20	8-9	8th	Maj. Fred Boye	Billy Carmichael
1920-21	12-8	4th	Maj. Fred Boye	Carlyle Shepard

Year	Overall W-L	Southern Conference W-L	SC Tournament Finish	Postseason Results	Head Coach	Captains
1921-22	15-6	3-3, Tied 7th	Champion	No Coach	Cartwright Carmichael	
1922-23	15-1	5-0, Tied 1st	Second Round	No Coach	Monk McDonald	
1923-24	26-0	7-0, Tied 1st	Champion	Norman Shepard	Winton Green	
1924-25	20-5	8-0, 1st	Champion	Monk McDonald	Jack Cobb	
1925-26	20-5	7-0, Tied 1st	Champion	Harlan Sanborn	Bill Dodderer	
1926-27	17-7	7-3, 8th	Semifinalist	James Ashmore	Bunn Hackney	
1927-28	17-2	8-1, Tied 3rd	Round of 16	James Ashmore	Billy Morris	
1928-29	17-8	12-2, 2nd	Quarterfinalist	James Ashmore	Rufus Hackney	
1929-30	14-11	4-7, 16th	Round of 16	James Ashmore	Puny Harper	
1930-31	15-9	6-6, Tied 9th	Quarterfinalist	James Ashmore	Artie Marpet	
1931-32	16-5	6-3, Tied 5th	Finalist	George Shepard	Tom Alexander	
1932-33	12-5	5-3, Tied 5th	Semifinalist	George Shepard	Wilmer Hines	
1933-34	18-4	12-2, Tied 2nd	Semifinalist	George Shepard	Dave McCachren	
1934-35	23-2	12-1, 1st	Champion	George Shepard	Stewart Aitken	
1935-36	21-4	13-3, 2nd	Champion	Walter Skidmore	Jim McCachren	
1936-37	18-5	14-3, 2nd	Finalist	Walter Skidmore	Earl Ruth	
1937-38	16-5	13-3, 1st	Quarterfinalist	Walter Skidmore	Earl Ruth	
1938-39	10-11	8-7, 7th	First Round	Walter Skidmore	Bill McCachren	
1939-40	23-3	11-2, 2nd	Champion	Bill Lange	Ben Dilworth	
1940-41	19-9	14-1, 1st	Quarterfinalist	NCAA Final 8	Bill Lange	George Glamack
1941-42	14-9	9-5, 7th	Quarterfinalist	Bill Lange	Bob Rose	
1942-43	12-10	8-9, 11th	Did Not Compete	Bill Lange	George McCachren, George Payne	
1943-44	17-10	9-1, 1st	Finalist	Bill Lange	Game Captains	
1944-45	22-6	11-3, 4th	Champion	Ben Carnevale	Game Captains	
1945-46	30-5	13-1, 1st	Semifinalist	NCAA Finalist	Ben Carnevale	Jim Hayworth
1946-47	19-8	10-2, 2nd	Finalist	Tom Scott	Jim Hamilton, Jim White	
1947-48	20-7	11-4, 3rd	Semifinalist	Tom Scott	Bob Paxton	
1948-49	20-8	13-5, 3rd	Semifinalist	Tom Scott	Dan Nyimizc	
1949-50	17-12	13-6, 5th	Quarterfinalist	Tom Scott	Nemo Nearman	
1950-51	12-15	9-8, 9th	Did Not Compete	Tom Scott	Hugo Kappler, Charlie Thorne	
1951-52	12-15	8-11, 11th	Did Not Compete	Tom Scott	Howard Deasy	
1952-53	17-10	15-6, 8th	Quarterfinalist	Frank McGuire	Vince Grimaldi, Jack Wallace	

**9 1sts      8 Tournament Championships**

Year	Overall W-L	ACC W-L	ACC Tournament Finish	Writers' Poll	Coaches' Poll	Postseason Results	Head Coach	Captains
1953-54	11-10	5-6, 5th	Quarterfinalist	—	—		Frank McGuire	Game Captains
1954-55	10-11	8-6, Tied 4th	Quarterfinalist	—	—		Frank McGuire	Al Lifson, Paul Likins
1955-56	18-5	11-3, Tied 1st	Semifinalist	13th	11th		Frank McGuire	Jerry Vayda
1956-57	32-0	14-0, 1st	Champion	1st	1st	NCAA Champion	Frank McGuire	Lennie Rosenbluth
1957-58	19-7	10-4, Tied 2nd	Finalist	13th	12th		Frank McGuire	Pete Brennan
1958-59	20-5	12-2, Tied 1st	Finalist	9th	6th	NCAA 1st Rd.	Frank McGuire	Danny Lotz
1959-60	18-6	12-2, Tied 1st	Semifinalist	—	14th		Frank McGuire	Harvey Salz
1960-61	19-4	12-2, 1st	Did Not Compete	5th	6th		Frank McGuire	Doug Moe, York Larese, Dick Kepley
1961-62	8-9	7-7, Tied 4th	Quarterfinalist	—	—		Dean Smith	Jim Hudock
1962-63	15-6	10-4, 3rd	Semifinalist	—	—		Dean Smith	Larry Brown, Yogi Poteet
1963-64	12-12	6-8, 5th	Semifinalist	—	—		Dean Smith	Mike Cooke, Charlie Shaffer
1964-65	15-9	10-4, Tied 2nd	Quarterfinalist	—	—		Dean Smith	Billy Cunningham
1965-66	16-11	8-6, Tied 3rd	Semifinalist	—	—		Dean Smith	Bob Bennett, John Yokley
1966-67	26-6	12-2, 1st	Champion	4th	3rd	NCAA 4th Place	Dean Smith	Tom Gauntlett, Bob Lewis
1967-68	28-4	12-2, 1st	Champion	4th	4th	NCAA Finalist	Dean Smith	Larry Miller
1968-69	27-5	12-2, 1st	Champion	4th	2nd	NCAA 4th Place	Dean Smith	Joe Brown, Bill Bunting, Rusty Clark, Dick Grubar, Gerald Tuttle
1969-70	18-9	9-5, Tied 2nd	Quarterfinalist	—	—	NIT First Round	Dean Smith	Jim Delany, Eddie Fogler, Charlie Scott
1970-71	26-6	11-3, 1st	Finalist	13th	13th	NIT Champion	Dean Smith	Lee Dedmon, Dale Gipple
1971-72	26-5	9-3, 1st	Champion	2nd	2nd	NCAA 3rd Place	Dean Smith	Steve Previs, Dennis Wuycik
1972-73	25-8	8-4, 2nd	First Round	11th	12th	NIT 3rd Place	Dean Smith	Donn Johnston, George Karl
1973-74	22-6	9-3, Tied 2nd	Semifinalist	12th	8th	NIT First Round	Dean Smith	Darrell Elston, Bobby Jones
1974-75	23-8	8-4, Tied 2nd	Champion	9th	10th	NCAA Final 16	Dean Smith	Mickey Bell, Brad Hoffman, Ed Stahl
1975-76	25-4	11-1, 1st	Finalist	8th	6th	NCAA 1st Rd.	Dean Smith	Bill Chambers, Dave Hanners, Mitch Kupchak



**YEAR-BY-YEAR SUMMARY**

Year	Overall W-L	W-L	ACC Tournament Finish	Writers Poll	Coaches Poll	Postseason Results	Head Coach	Captains
1976-77	28-5	9-3, 1st	Champion	5th	3rd	NCAA Finalist	Dean Smith	Bruce Buckley, Woody Coley, Walter Davis, John Kuester, Tommy LaGarde
1977-78	23-8	9-3, 1st	Semifinalist	16th	10th	NCAA 1st Rd.	Dean Smith	Phil Ford, Tom Zaliagiris
1978-79	23-6	9-3, Tied 1st	Champion	9th	3rd	NCAA 2nd Rd.	Dean Smith	Dudley Bradley, Ged Doughton
1979-80	21-8	9-5, Tied 2nd	Semifinalist	15th	15th	NCAA 2nd Rd.	Dean Smith	Dave Colescott, Mike O'Koren, John Virgil, Jeff Wolf, Rich Yonakor
1980-81	29-8	10-4, 2nd	Champion	6th	6th	NCAA Finalist	Dean Smith	Pete Budko, Eric Kenny, Mike Pepper, Al Wood
1981-82	32-2	12-2, Tied 1st	Champion	1st	1st	NCAA Champion	Dean Smith	Brad Barlow, Jimmy Black, Chris Brust
1982-83	28-8	12-2, Tied 1st	Semifinalist	8th	8th	NCAA Final 8	Dean Smith	Jim Braddock
1983-84	28-3	14-0, 1st	Semifinalist	1st	1st	NCAA Final 16	Dean Smith	Matt Doherty, Cecil Exum, Sam Perkins
1984-85	27-9	9-5, Tied 1st	Finalist	7th	7th	NCAA Final 8	Dean Smith	Buzz Peterson
1985-86	28-6	10-4, 3rd	Quarterfinalist	8th	8th	NCAA Final 16	Dean Smith	Brad Daugherty, Steve Hale
1986-87	32-4	14-0, 1st	Finalist	2nd	3rd	NCAA Final 8	Dean Smith	Kenny Smith, Joe Wolf
1987-88	27-7	11-3, 1st	Finalist	7th	8th	NCAA Final 8	Dean Smith	Joe Jenkins, Ranzino Smith
1988-89	29-8	9-5, Tied 2nd	Champion	5th	4th	NCAA Final 16	Dean Smith	Steve Bucknall, Jeff Lebo
1989-90	21-13	8-6, Tied 3rd	Quarterfinalist	—	—	NCAA Final 16	Dean Smith	Kevin Montross, Derrick Williams
1990-91	29-6	10-4, 2nd	Champion	4th	4th	NCAA Final 4	Dean Smith	Pete Chilcutt, Rick Fox, King Rice
1991-92	23-10	9-7, 3rd	Finalist	18th	12th	NCAA Final 16	Dean Smith	Hubert Davis
1992-93	34-4	14-2, 1st	Finalist	4th	1st	NCAA Champion	Dean Smith	George Lynch, Henrik Rodl
1993-94	28-7	11-5, 2nd	Champion	1st	9th	NCAA 2nd Rd.	Dean Smith	Eric Montross, Derrick Phelps
1994-95	28-6	12-4, Tied 1st	Finalist	4th	3rd	NCAA Final 4	Dean Smith	Pearce Landry, Pat Sullivan, Donald Williams
1995-96	21-11	10-6, 3rd	Quarterfinalist	25th	24th	NCAA 2nd Rd.	Dean Smith	Dante Calabria
1996-97	28-7	11-5, Tied 2nd	Champion	4th	4th	NCAA Final 4	Dean Smith	Serge Zwicker, Shammond Williams
1997-98	34-4	13-3, 2nd	Champion	1st	3rd	NCAA Final 4	Bill Guthridge	Shammond Williams, Makhtar Ndiaye
1998-99	24-10	10-6, 3rd	Finalist	13th	18th	NCAA 1st Rd.	Bill Guthridge	Ademola Okulaja
1999-2000	22-14	9-7, Tied 3rd	Quarterfinalist	—	11th	NCAA Final 4	Bill Guthridge	Ed Cota
2000-01	26-7	13-3, Tied 1st	Finalist	6th	10th	NCAA 2nd Rd.	Matt Doherty	Brendan Haywood
2001-02	8-20	4-12, 7th	Quarterfinalist	—	—	—	Matt Doherty	Jason Capel, Kris Lang
2002-03	19-16	6-10, Tied 6th	Semifinalist	—	—	NIT Quarterfinalist	Matt Doherty	Jonathan Holmes, Will Johnson
2003-04	19-11	8-8, 5th	Quarterfinalist	18th	22nd	NCAA 2nd Rd.	Roy Williams	no captains selected
2004-05	33-4	14-2, 1st	Semifinalist	2nd	1st	NCAA Champion	Roy Williams	Jackie Manuel, Melvin Scott, Jawad Williams
2005-06	23-8	12-4, 2nd	Semifinalist	10th	14th	NCAA 2nd Rd.	Roy Williams	David Noel, Byron Sanders
2006-07	31-7	11-5, Tied 1st	Champion	4th	Tied 5th	NCAA Final 8	Roy Williams	Wes Miller, Reyshawn Terry
2007-08	36-3	14-2, 1st	Champion	1st	Tied 3rd	NCAA Final 4	Roy Williams	Quentin Thomas, Marcus Ginyard
2008-09	34-4	13-3, 1st	Semifinalist	2nd	1st	NCAA Champion	Roy Williams	Bobby Frasier, Danny Green, Tyler Hansbrough
2009-10	20-17	5-11, Tied 11th	First Round	—	—	NIT Finalist	Roy Williams	Marcus Ginyard, Deon Thompson
2010-11	29-8	14-2, 1st	Finalist	7th	8th	NCAA Final 8	Roy Williams	Justin Knox, Justin Watts, Tyler Zeller
2011-12	32-6	14-2, 1st	Finalist	4th	6th	NCAA Final 8	Roy Williams	Justin Watts, Tyler Zeller
2012-13	25-11	12-6, 3rd	Finalist	—	—	NCAA 2nd Rd.	Roy Williams	Reggie Bullock, James Michael McAdoo, Dexter Strickland
2013-14	24-10	13-5, Tied 3rd	Quarterfinalist	19th	21st	NCAA 2nd Rd.	Roy Williams	James Michael McAdoo, Marcus Paige
2014-15	26-12	11-7, 5th	Finalist	15th	12th	NCAA Final 16	Roy Williams	Desmond Hubert, Marcus Paige
2015-16	33-7	14-4, 1st	Champion	3rd	2nd	NCAA Finalist	Roy Williams	Joel James, Brice Johnson, Marcus Paige
2016-17	33-7	14-4, 1st	Semifinalist	5th	1st	NCAA Champion	Roy Williams	Joel Berry II
2017-18	26-11	11-7, Tied 3rd	Finalist	10th	14th	NCAA 2nd Rd.	Roy Williams	Joel Berry II, Theo Pinson
2018-19	29-7	16-2, Tied 1st	Semifinalist	3rd	9th	NCAA Final 16	Roy Williams	Cameron Johnson, Luke Maye, Kenny Williams
2019-20	14-19	6-14, Tied 13th	Second Round	—	—	—	Roy Williams	Brandon Robinson, Garrison Brooks
2020-21	18-11	10-6, Tied 5th	Semifinalist	—	—	NCAA 1st Rd.	Roy Williams	no captains selected
2021-22	29-10	15-5, Tied 2nd	Semifinalist	—	2nd	NCAA Finalist	Hubert Davis	no captains selected
2022-23	20-13	11-9, 7th	Quarterfinalist	—	—	—	Hubert Davis	Armando Bacot, Leaky Black

**Seasons:** 113

**Overall Record:** 2,343-852 (.733)

**NCAA Appearances:** 52

**NCAA Tournament Record:** 131-49 (.728)

**NCAA Championships:** 6 (1957, 1982, 1993, 2005, 2009, 2017)

**NCAA Final Fours:** 21 (1946, 1957, 1967, 1968, 1969, 1972, 1977, 1981, 1982, 1991, 1993, 1995, 1997, 1998, 2000, 2005, 2008, 2009, 2016, 2017, 2022)

**ACC Regular-Season Record:** 741-310 (.705)

**ACC Regular-Season Titles:** 32 (1956, 1957, 1959, 1960, 1961, 1967, 1968, 1969, 1971, 1972, 1976, 1977, 1978, 1979, 1982, 1983, 1984, 1985, 1987, 1988, 1993, 1995, 2001, 2005, 2007, 2008, 2009, 2011, 2012, 2016, 2017, 2019)

**ACC Tournament Championships:** 18 (1957, 1967, 1968, 1969, 1972, 1975, 1977, 1979, 1981, 1982, 1989, 1991, 1994, 1997, 1998, 2007, 2008, 2016)

**ACC Tournament Record:** 106-51 (.675)

**Dean E. Smith Center Record:** 463-86 (.843)

**Top 25 Media Poll Finishes:** 51


**Top 25 Coaches Poll Finishes:** 54

**No. 1 in Final AP Poll:** 6 (1957, 1982, 1984, 1994, 1998, 2008)

**No. 1 in Final Coaches Poll:** 7 (1957, 1982, 1984, 1993, 2005, 2009, 2017)

**NIT Appearances:** 6

**NIT Championship:** 1 (1971)



Brian Lanier/Sports Illustrated



**COACHING HISTORY**



Frank McGuire came to Chapel Hill prior to the 1952-53 season after five seasons at St. John's. His 1952 team had reached the NCAA championship game before losing to Kansas.

His nine-year record was 164-58. Carolina finished first or tied for first place in the Atlantic Coast Conference standings five times in this period.

With his many contacts among New York high school coaches, he developed a pipeline of top talent for Carolina. This "underground railroad" brought players like Lennie Rosenbluth, Tommy Kearns, Pete Brennan, Joe Quigg and Bob Cunningham to Chapel Hill. They were the starters on McGuire's greatest team — the 1957 squad that went 32-0 and swept the NCAA title.

McGuire also brought New York-area stars like York Larese, Doug Moe, Donnie Walsh, Larry Brown and Billy Cunningham to Carolina.

The highlight of McGuire's Tar Heel career was the 1957 season. Rosenbluth was one of the national scoring leaders, averaging 28.0 points a game. Of Carolina's 32 victories, 13 were by 10 points or less.

**UNC COACHING RECORD**  
164-58, nine seasons

**EDUCATION**

✓ St. John's '36

**COACHING HIGHLIGHTS**

- ✓ Is the only coach in history to win ACC championships at two different schools.
- ✓ Is a member of the Naismith Hall of Fame
- ✓ Coached Carolina to the 1957 NCAA championship
- ✓ Was a three-time national coach of the year.

The 1957 Final Four in Kansas City is regarded as one of the most exciting ever played. Carolina topped Michigan State, 74-40, in a triple-overtime semifinal game. The next game the Tar Heels had to go three overtimes again before outlasting Kansas, featuring Wilt Chamberlain, 54-53.

McGuire hired Dean Smith to be his top assistant prior to the 1958-59 season. Smith replaced McGuire when he moved to the NBA in 1961.

As coach of the Philadelphia Warriors, he led his team to a 49-31 record. The Warriors—with Hall of Famers Paul Arizin, Tom Gola and Chamberlain—lost to the Boston Celtics in the Eastern Conference finals.

McGuire returned to the college ranks for the 1964-65 season at South Carolina. He compiled a 283-142 record in 16 seasons with the Gamecocks. That gave him a career record of 549-236 in 30 years. He led South Carolina to its only ACC regular-season title in 1970 and only ACC Tournament championship in 1971.

McGuire, a member of the Naismith Hall of Fame, was the first coach in history to win 100 games at three schools and also to take two schools to the NCAA championship game. He remains the only man in history to win ACC titles at two schools.

He was named national coach of the year three times—in 1952 at St. John's, 1957 at Carolina and 1970 at South Carolina.



**McGuire led the Tar Heels to the 1957 NCAA title.**



Bill Guthridge led the Tar Heels to two Final Fours in three years as head coach and was consensus National Coach of the Year in 1998. He won more games than any college head coach in history after two seasons and tied Everett Case for most coaching victories after three years. He played or coached in 14 Final Fours, more than any person in NCAA history. That includes two as a head coach at Carolina, 10 as a Tar Heel assistant coach, and one each as a player and assistant coach at his alma mater, Kansas State.

Guthridge was Dean Smith's assistant for 30 years. He joined the UNC staff in 1967 after five years as assistant to Tex Winter at Kansas State. In his 33 seasons at Carolina, the Tar Heels won two NCAA championships (1982 and 1993), played in 12 Final Fours, won the ACC Tournament championship 13 times and played in the ACC Tournament championship game a total of 22 times.

He was a part of 867 wins in 33 seasons at Carolina and 960 college coaching victories overall, including 93 on the staff at Kansas State.

The Parsons, Kan., native posted an 80-28 record in three seasons as Carolina's head coach. Guthridge led the 1998 and 2000 UNC teams to the Final Four. He joined Ohio State's Fred Taylor as just the second man in history to lead teams to two Final Fours in his first three seasons as a head coach. He was named National Coach of the Year

**HEAD COACHING RECORD**  
80-28, three seasons

**EDUCATION**

- ✓ B.S., Mathematics  
Kansas State '60
- ✓ M.A., Education  
Kansas State '63

**COACHING HIGHLIGHTS**


- ✓ Won more games (58) in his first two years than any coach in NCAA history and shares the NCAA record for most wins by a three-year coach (80).
- ✓ Was just the second coach in history to lead teams to two Final Fours in his first three seasons as a head coach.
- ✓ Was the consensus national coach of the year in 1997-98.
- ✓ Was a part of 14 Final Fours, including one as a player, 11 as an assistant coach and two as a head coach.

in 1997-98. That season, UNC went 34-4 and Guthridge set the NCAA record for wins by a first-year head coach with 34. He directed UNC to the 1998 ACC Tournament championship and was named the ACC Coach of the Year.

He coached 1998 National Player of the Year Antawn Jamison and 1999 NBA Rookie of the Year Vince Carter. In his tenure at UNC, he coached five National Players of the Year, six ACC Players of the Year, five ACC Rookies of the Year and 28 first-team All-ACC players. He also coached 66 players who were selected in the NBA and/or ABA Drafts.

Guthridge was an assistant coach along with Hall of Famer John Thompson under Dean Smith in 1976 when the United States won the Olympic gold medal in Montreal.

In 2013, he was inducted into the N.C. Sports Hall of Fame and in 2021 he was posthumously inducted into the A STEP UP Assistant Coaches Hall of Fame. Guthridge died in May 2015.



Dan Sears

CAROLINA BASKETBALL HEAD COACHING RECORDS				
Seasons	Name	No. of Years	W-L	Pct.
1911-14	Nat Cartmell	4	25-24	.510
1915-16	Charles Doak	2	18-16	.529
1917-19	Howell Peacock	3	23-14	.622
1920-21	Fred Boye	2	19-17	.528
1922-23	No Coach	2	30-7	.811
1924	Norman Shepard	1	26-0	1.000
1925	Monk McDonald	1	20-5	.800
1926	Harlan Sanborn	1	20-5	.800
1927-31	James Ashmore	5	80-37	.684
1932-35	George Shepard	4	69-16	.812
1936-39	Walter Skidmore	4	65-25	.722
1940-44	Bill Lange	5	85-41	.675
1945-46	Ben Carnevale	2	52-11	.825
1947-52	Tom Scott	6	100-65	.606
1953-61	Frank McGuire	9	164-58	.739
1962-97	Dean Smith	36	879-254	.776
1997-2000	Bill Guthridge	3	80-28	.741
2000-03	Matt Doherty	3	53-43	.552
2003-21	Roy Williams	18	485-163	.748
2022-	Hubert Davis	2	49-23	.681
<b>Totals</b>		<b>113</b>	<b>2,343-852</b>	<b>.733</b>

**TAR HEEL COACHING LISTS**

**Most Games**

- 1133 – Dean Smith
- 648 – Roy Williams
- 222 – Frank McGuire
- 165 – Tom Scott
- 136 – Bill Lange

**Most Wins**

- 879 – Dean Smith
- 485 – Roy Williams
- 164 – Frank McGuire
- 100 – Tom Scott
- 85 – Bill Lange

**Highest Winning Percentage (min. 100 games)**

- .776 – Dean Smith (879-254)
- .748 – Roy Williams (485-163)
- .741 – Bill Guthridge (80-28)
- .739 – Frank McGuire (164-58)
- .684 – James Ashmore (80-37)


**Most ACC Regular-Season Wins**

- 364 – Dean Smith
- 212 – Roy Williams
- 84 – Frank McGuire
- 32 – Bill Guthridge
- 26 – Hubert Davis



**AP POLL HISTORY**

Hugh Morton



The 1981-82 team spent 11 weeks at No. 1, topping the preseason and final polls and winning the NCAA championship.

Bob Donnan



The Tar Heels started the 2008-09 season at No. 1 and won the NCAA championship.

**CAROLINA AND THE AP POLL**

- ◆ Since the inception of the Associated Press poll (prior to the 1948-49 season), Carolina has been ranked in the AP poll 936 times, second-most in history behind Kentucky.
- ◆ Carolina has been ranked in the Top 10 of the AP poll 689 times, second-most in ACC history and third-most all-time behind Kentucky and Duke. Carolina has been ranked in the Top 5 436 times, second-most behind only Kentucky.
- ◆ The Tar Heels have been ranked in the top 10 in the AP poll in 58 of the poll's 75 seasons.
- ◆ Carolina has finished in the Top 10 of the AP poll 38 times, including 27 of the last 43 years.

**THE TAR HEELS AND THE NO. 1 RANKING IN THE AP POLL**

- ◆ The Tar Heels have been ranked No. 1 in the AP poll 113 times. That is fourth-most behind Duke (145), UCLA (134) and Kentucky (125). Carolina is 188-31 as the No. 1 team in the AP poll.
- ◆ Carolina has been ranked No. 1 in the final AP poll six times — in 1957, 1982, 1984, 1994, 1998 and 2008.
- ◆ Carolina has been ranked No.1 in the preseason AP poll 10 times, most all-time entering 2023-24. UNC was No. 1 in the pre-season AP poll in 1977-78, 1981-82, 1983-84, 1986-87, 1993-94, 2007-08, 2008-09, 2011-12, 2015-16 and 2022-23.
- ◆ Four times the Tar Heels were ranked No. 1 in the preseason and finished the season ranked No. 1 – in 1981-82, 1983-84, 1993-94 and 2007-08. UNC finished No. 2 two times, No. 4 once and No. 16 in 1977-78.
- ◆ UNC was ranked No. 1 for three weeks in 2022-23, marking the 21st season in which the Tar Heels have reached the No. 1 spot in at least one AP poll. The AP has ranked Carolina No. 1 in the following seasons: 1957 (for eight weeks), 1958 (2), 1959 (1), 1978 (1), 1982 (11), 1983 (2), 1984 (16), 1986 (13), 1987 (3), 1988 (1), 1993 (2), 1994 (5), 1995 (6), 1998 (8), 2001 (2), 2007 (1), 2008 (14), 2009 (9), 2012 (3), 2016 (3) and 2023 (3).
- ◆ Roy Williams had a 50-7 record as head coach at Carolina in 29 weeks as the No. 1 team in the AP poll.
- ◆ Carolina has defeated the No. 1 team in the AP poll 14 times, most in NCAA history.

**CAROLINA IN THE AP POLL**

Total Polls Ranked	936
Current Streak of Weeks in AP Poll	—
Top-10 Rankings	689
Top-5 Rankings	436
Weeks at No. 1	113
Longest Streak of Weeks Ranked	172
Seasons Ranked	66 of 75
Seasons With Top-10 Rankings	58 of 75
Seasons in Final Top 10	38 of 75

**CAROLINA AS NO. 1 IN THE ASSOCIATED PRESS POLL**

Season	Weeks as No. 1	Record as No. 1
1956-57	8	17-0
1957-58	2	5-1
1958-59	1	1-1
1977-78	1	1-0
1981-82	11	22-1
1982-83	2	4-1
1983-84	16	26-3
1985-86	13	24-3
1986-87	3	5-2
1987-88	1	1-1
1992-93	2	4-1
1993-94	5	6-4
1994-95	6	7-2
1997-98	8	13-3
2000-01	2	2-1
2006-07	1	1-1
2007-08	14	27-2
2008-09	9	14-2
2011-12	3	5-1
2015-16	2	3-1
2022-23	3	5-2
<b>Total:</b>	<b>113</b>	<b>193-33</b>

**NCAA-RECORD 14 WINS OVER NO. 1-RANKED FOES**

Date	No. 1 Team	Site	Score
1/14/59	NC State	A	W, 72-68
1/12/80	Duke	A	W, 82-67
11/21/87	Syracuse	SPR	W, 96-93 OT
1/18/89	Duke	A	W, 91-71
3/17/90 <sup>^</sup>	Oklahoma	AUS	W, 79-77
2/5/92	Duke	H	W, 75-73
2/3/94	Duke	H	W, 89-78
2/5/98	Duke	H	W, 97-73
3/8/98*	Duke	GBO	W, 83-68
1/17/04	Connecticut	H	W, 86-83
4/4/05 <sup>^</sup>	Illinois	STL	W, 75-70
3/4/06	Duke	A	W, 83-76
12/4/13	Michigan State	A	W, 79-65
2/20/19	Duke	A	W, 88-72

**NO. 1 VS. NO. 2**

Carolina has played in seven games involving the No. 1 vs. the No. 2 teams in the AP poll, going 7-0 in those games

Date	Result
3/23/57	No. 1 UNC 54, No. 2 Kansas 53 (3 OT)
12/26/81	No. 1 UNC 82, No. 2 Kentucky 69
1/9/82	No. 1 UNC 65, No. 2 Virginia 60
2/4/86	No. 1 UNC 78, No. 2 Ga. Tech 77 (OT)
2/3/94	No. 2 UNC 89, No. 1 Duke 78
2/5/98	No. 2 UNC 97, No. 1 Duke, 73
4/4/05	No. 2 UNC 75, No. 1 Illinois 70



**2023-24 TAR HEEL BASKETBALL • RECORD BOOK**  
**RESULTS FROM THE LAST 10 YEARS**

Jeffrey Camarati



Marcus Paige earned All-America honors during his sophomore season in 2013-14.



The Tar Heels advanced to the 2016 NCAA championship game.

J.D. Lyon, Jr.

**2013-14**  
**Record: 24-10 (H: 15-3; A: 6-5; N: 3-2)**  
**ACC 13-5, T-3rd Place**  
**NCAA Second Round**  
**Coach: Roy Williams**

N8 Oakland (12/-)	H	W	84-61
<b>Hall of Fame Tipoff</b>			
N15 Holy Cross (12/-)	H	W	62-54
N17 Belmont (12/-)	H	L	80-83
N23 Richmond (24/-)	UNCAS	W	82-72
N24 Louisville (24/3)	UNCAS	W	93-84
D1 UAB (16/-)	A	L	59-63

**ACC-Big Ten Challenge**

D4 Michigan State (-/1)	A	W	79-65
D7 UNCG (-/-)	H	W	81-50
D14 Kentucky (18/11)	H	W	82-77
D18 Texas (14/-)	H	L	83-86
D21 Davidson (14/-)	H	W*	97-85
D27 N. Kentucky (19/-)	H	W	75-60
D31 UNC Wilmington (19/-)	H	W	84-51
J5 Wake Forest (19/-)	A	L	67-73
J8 Miami (-/-)	H	L	57-63
J11 Syracuse (-/2)	A	L	45-57
J18 Boston College (-/-)	H	W	82-71
J20 Virginia (-/-)	A	L	61-76
J26 Clemson (-/-)	H	W	80-61
J29 Georgia Tech (-/-)	A	W	78-65
F1 NC State (-/-)	H	W	84-70
F4 Maryland (-/-)	H	W	75-63
F8 Notre Dame (-/-)	A	W	73-62
F15 Pittsburgh (-/25)	H	W	75-71
F17 Florida State (-/-)	A	W	81-75
F20 Duke (-/5)	H	W	74-66
F22 Wake Forest (-/-)	H	W	105-72
F26 NC State (19/-)	A	W*	85-84
M1 Virginia Tech (19/-)	A	W	60-56
M3 Notre Dame (14/-)	H	W	63-61
M8 Duke (14/4)	A	L	81-93

**ACC Tournament**

M14 Pittsburgh (15/-)	GBO	L	75-80
<b>NCAA Tournament</b>			
M21 Providence (19/-)	SA	W	79-77
M23 Iowa State (19/9)	SA	L	83-85

**2014-15**  
**Record: 26-12 (H: 10-5; A: 8-4; N: 8-3)**  
**ACC 11-7, 5th Place**  
**NCAA Final 16**  
**Coach: Roy Williams**

N14 NC Central (6/-)	H	W	76-60
<b>Battle 4 Atlantis</b>			
N16 Robert Morris (6/-)	H	W	103-59
N22 Davidson (6/-)	A	W	90-72
<b>Battle 4 Atlantis</b>			
N26 Butler (5/-)	BAH	L	66-74
N27 UCLA (5/22)	BAH	W	78-56
N28 Florida (5/18)	BAH	W	75-64

**ACC-Big Ten Challenge**

D3 Iowa (12/-)	H	L	55-60
D7 East Carolina (12/-)	H	W	108-64
D13 Kentucky (21/1)	A	L	70-84
D16 UNCG (24/-)	A	W	79-56

**CBS Sports Classic**

D20 Ohio State (24/12)	CHI	W	82-74
D27 UAB (20/-)	H	W	89-58
D30 William and Mary (-19/-)	H	W	86-64
J3 Clemson (19/-)	A	W	74-50

J5 Notre Dame (18/13)	H	L	70-71
J10 Louisville (18/5)	H	W	72-71
J14 NC State (15/-)	A	W	81-79
J18 Virginia Tech (15/-)	H	W	68-53
J21 Wake Forest (15/-)	A	W	87-71
J24 Florida State (15/-)	H	W	78-74
J26 Syracuse (13/-)	H	W	93-83
J31 Louisville (13/10)	A	L*	68-78
F2 Virginia (12/3)	H	L	64-75
F7 Boston College (12/-)	A	W	79-68
F14 Pitt (12/-)	A	L	76-89
F18 Duke (15/4)	A	L*	90-92
F21 Georgia Tech (15/-)	H	W	89-60
F24 NC State (15/-)	H	L	46-58
F28 Miami (15/-)	A	W	73-64
M3 Georgia Tech (19/-)	A	W	81-49
M7 Duke (19/3)	H	L	77-84

**ACC Tournament**

M11 Boston College (19/-)	GBO	W	81-63
M12 Louisville (19/14)	GBO	W	70-60
M13 Virginia (19/3)	GBO	W	71-67
M14 Notre Dame (19/11)	GBO	L	82-90

**NCAA Tournament**

N19 Harvard (15/-)	JAX	W	67-65
M21 Arkansas (15/21)	JAX	W	87-78

**NCAA West Regional**

M26 Wisconsin (15/3)	LA	L	72-79
----------------------	----	---	-------

**2015-16**  
**Record: 33-7 (H: 15-1; A: 6-5; N: 12-1)**  
**ACC 14-4, 1st Place**  
**NCAA Finalist, ACC Champion**  
**Coach: Roy Williams**

N13 Temple (1/-)	ANN	W	91-67
<b>CBE Hall of Fame Classic</b>			
N15 Fairfield (1/-)	H	W	92-65
N18 Wofford (1/-)	H	W	78-58
N21 Northern Iowa (1/-)	A	L	67-71
<b>CBE Hall of Fame Classic</b>			
N23 Northwestern (9/-)	KC	W	80-69
N24 Kansas State (9/-)	KC	W	80-70

**ACC-Big Ten Challenge**

D1 Maryland (9/2)	H	W	89-81
D6 Davidson (9/-)	H	W	98-65
D12 Texas (3/-)	A	L	82-84
D16 Tulane (11/-)	H	W	96-72

**CBS Sports Classic**

D19 UCLA (11/22)	BKLN	W	89-76
D21 Appalachian St. (11/-)	H	W	94-70
D28 UNCG (7/-)	H	W	96-63
D30 Clemson (7/-)	H	W	80-69
J2 Georgia Tech (7/-)	H	W	86-78
J4 Florida State (6/-)	A	W	106-90
J9 Syracuse (6/-)	A	W	84-73
J16 NC State (5/-)	H	W	67-55
J20 Wake Forest (2/-)	H	W	83-68
J24 Virginia Tech (2/-)	A	W	75-70
J30 Boston College (2/-)	H	W	89-62
F1 Louisville (2/19)	A	L	65-71
F6 Notre Dame (2/-)	A	L	76-80
F9 Boston College (9/-)	A	W	68-65
F14 Pitt (9/-)	H	W	85-64
F17 Duke (5/20)	H	L	73-74
F20 Miami (5/11)	H	W	96-71
F24 NC State (7/-)	A	W	80-68
F27 Virginia (7/3)	A	L	74-79
F29 Syracuse (8/-)	H	W	75-70
M5 Duke (8/17)	A	W	76-72

**ACC Tournament**

M10 Pitt (7/-)	DC	W	88-71
M11 Notre Dame (7/-)	DC	W	78-47
M12 Virginia (7/4)	DC	W	61-57

**NCAA Tournament**

M17 Fla. Gulf Coast (3/-)	RAL	W	83-67
M19 Providence (3/-)	RAL	W	85-66

**NCAA East Regional**

M25 Indiana (3/14)	PHI	W	101-86
M27 Notre Dame (3/-)	PHI	W	88-74

**NCAA Final Four**

A2 Syracuse (3/-)	HOU	W	83-66
A4 Villanova (3/6)	HOU	L	74-77

**2016-17**  
**Record: 33-7 (H: 16-0; A: 7-5; N: 10-2)**  
**ACC 14-4, 1st Place**  
**NCAA Champion**  
**Coach: Roy Williams**

N11 at Tulane (7/-)	A	W	95-75
<b>Maui Invitational</b>			
N13 Chattanooga (7/-)	H	W	97-57
N15 Long Beach St. (5/-)	H	W	93-67
N18 Hawaii (5/-)	A	W	83-68
<b>Maui Invitational</b>			
N21 Chattanooga (4/-)	MAUI	W	104-61
N22 Oklahoma State (4/-)	MAUI	W	107-75
N23 Wisconsin (4/16)	MAUI	W	71-56

**ACC-Big Ten Challenge**

N30 Indiana (3/13)	A	L	67-76
D4 Radford (3/-)	H	W	95-50
D7 Davidson (7/-)	H	W	83-74
D11 Tennessee (7/-)	H	W	73-71

**CBS Sports Classic**

D17 Kentucky (7/6)	LV	L	100-103
D21 Northern Iowa (8/-)	H	W	85-42
D28 Monmouth (9/-)	H	W	102-74
D31 Georgia Tech (9/-)	A	L	63-75
J3 Clemson (14/-)	A	W*	89-86
J8 NC State (11/-)	H	W	107-56
J11 Wake Forest (11/-)	A	W	93-87
J14 Florida State (11/9)	H	W	96-83
J16 Syracuse (9/-)	H	W	85-68
J21 Boston College (9/-)	A	W	90-82
J26 Virginia Tech (9/-)	H	W	91-72
J28 Miami (9/-)	A	L	62-77
J31 Pitt (12/-)	H	W	80-78
F5 Notre Dame (12/20)	H	W	83-76
F9 Duke (8/18)	A	L	78-86
F15 NC State (10/-)	A	W	97-73
F18 Virginia (10/14)	H	W	65-41
F22 Louisville (8/6)	H	W	74-63
F25 Pitt (8/-)	A	W	85-67
F27 Virginia (5/23)	A	L	43-53
M4 Duke (5/17)	H	W	90-83

**ACC Tournament**

M9 Miami (6/-)	BKLN	W	78-53
M10 Duke (6/14)	BKLN	L	83-93

**NCAA Tournament**

M17 Texas Southern (5/-)	GRV	W	103-64
M19 Arkansas (5/-)	GRV	W	72-65

**NCAA South Regional**

M24 Butler (5/21)	MEM	W	92-80
M26 Kentucky (5/6)	MEM	W	75-73

**NCAA Final Four**

A1 Oregon (5/9)	PHX	W	77-76
A3 Gonzaga (5/2)	PHX	W	71-65

**2017-18**  
**Record: 26-11 (H: 12-3; A: 7-5; N: 7-3)**  
**ACC 11-7, Tied 3rd Place**  
**NCAA Second Round**  
**Coach: Roy Williams**

N10 Northern Iowa (9/-)	H	W	86-69
<b>PK80</b>			
N15 Bucknell (9/-)	H	W	93-81
N20 Stanford (9/-)	A	W	96-72
<b>PK80</b>			
N23 Portland (9/-)	PORT	W	102-78
N24 Arkansas (9/-)	PORT	W	87-68
N26 Michigan State (9/4)	PORT	L	45-63

**ACC-Big Ten Challenge**

N29 Michigan (13/-)	H	W	86-71
D1 Davidson (13/-)	A	W	85-75
D3 Tulane (13/-)	H	W	97-73
D6 W. Carolina (11/-)	H	W	104-61
D17 Tennessee (7/20)	A	W	78-73
D20 Wofford (5/-)	H	L	75-79

**CBS Sports Classic**

D23 Ohio State (5/-)	NO	W	86-72
D30 Wake Forest (13/-)	H	W	73-69
J3 Florida State (12/24)	A	L	80-81
J6 Virginia (12/8)	A	L	49-61
J9 Boston College (20/-)	H	W	96-66
J13 Notre Dame (20/-)	A	W	69-68
J16 Clemson (15/20)	H	W	87-79
J20 Georgia Tech (15/-)	H	W	80-66
J22 Virginia Tech (10/-)	A	W	69-80
J27 NC State (10/-)	H	L*	91-95
J30 Clemson (19/20)	A	L	78-82
F3 Pitt (19/-)	H	W	96-65
F8 Duke (21/9)	H	W	82-78
F10 NC State (21/-)	A	W	96-89
F12 Notre Dame (14/-)	H	W	83-66
F17 Louisville (14/-)	A	W	93-76
F21 Syracuse (10/-)	A	W	78-74
F27 Miami (9/-)	H	L	88-91
M3 Duke (9/5)	A	L	64-74

**ACC Tournament**

M7 Syracuse (12/-)	BKLN	W	78-59
M8 Miami (12/24)	BKLN	W	82-65
M9 Duke (12/5)	BKLN	W	74-69
M10 Virginia (12/1)	BKLN	L	63-71

**NCAA Tournament**

M16 Lipscomb (10/-)	CHAR	W	84-66
M18 Texas A&M (10/-)	CHAR	L	65-86

**2018-19**  
**Record: 29-7 (H: 14-2; A: 11-1; N: 4-4)**  
**ACC 16-2, Tied 1st Place**  
**NCAA Final 16**  
**Coach: Roy Williams**

N6 Wofford (8/-)	A	W	78-67
N9 Elon (8/-)	A	W	116-67
N12 Stanford (7/-)	H	W	90-72
<b>Las Vegas Invitational</b>			
N16 Tennessee Tech (7/-)	H	W	108-58
N19 Saint Francis (7/-)	H	W	101-76
N22 vs. Texas (7/-)	LV	L	89-92
N23 vs. UCLA (7/17)	LV	W	94-78

**ACC-Big Ten Challenge**

N28 at Michigan (11/7)	A	L	67-84
D5 UNCW (14/-)	H	W	97-69
D15 Gonzaga (12/4)	H	W	103-90



RESULTS FROM THE LAST 10 YEARS

Jeffrey Camarati



Justin Jackson, Isaiah Hicks and Joel Berry II won the 2017 NCAA championship in Phoenix with a victory over Gonzaga in the final.

J5	Notre Dame (-/-)	A	L	73-78
J8	Virginia (-/-)	H	W	74-58
J15	Georgia Tech (-/-)	H	W	88-65
J18	Miami (-/-)	A	L	57-85
J22	Wake Forest (-/-)	A	L	76-98
J24	Virginia Tech (-/-)	H	W	78-68
J26	Boston College (-/-)	H	W	58-47
J29	NC State (-/-)	H	W	100-80
F1	Louisville (-/-)	A	W*	90-83
F5	Duke (-/9)	H	L	67-87
F8	Clemson (-/-)	A	W	79-77
F12	Florida State (-/-)	H	W	94-74
F16	Pittsburgh (-/-)	H	L	67-76
F19	Virginia Tech (-/-)	A	W	65-57
F21	Louisville (-/-)	H	W	80-63
F26	NC State (-/-)	A	W	84-74
F28	Syracuse (-/-)	H	W*	88-79
M5	Duke (-/4)	A	W	94-81

**ACC Tournament (Brooklyn, N.Y.)**

M10	Virginia (25/-)	N	W	63-43
M11	Virginia Tech (25/-)	N	L	59-72

**NCAA Tournament (Fort Worth, Texas)**

M17	Marquette (-/-)	N	W	95-63
M19	Baylor (-/4)	N	W*	93-86

**NCAA East Regional (Philadelphia, Pa.)**

M25	UCLA (-/11)	N	W	73-66
M27	Saint Peter's (-/-)	N	W	69-49

**NCAA Final Four (New Orleans, La.)**

A2	Duke (-/9)	N	W	81-77
A4	Kansas (-/3)	N	L	69-72

2022-23

Record: 20-13 (H: 12-3; A: 4-7; N: 4-3)  
 ACC 11-9, 7th Place  
 Coach: Hubert Davis

N7	UNCW (1/-)	H	W	69-56
N11	C. of Charleston (1/-)	H	W	102-86
N15	Gardner-Webb (1/-)	H	W	72-66
N20	James Madison (1/-)	H	W	80-64

**Phil Knight Invitational (Portland, Ore.)**

N24	Portland (1/-)	N	W	89-81
N25	Iowa State (1/-)	N	L	65-70
N27	Alabama (1/18)	N	L****	101-103

**ACC-Big Ten Challenge**

N30	at Indiana (18/10)	A	L	65-77
D4	at Virginia Tech (18/-)	A	L	72-80
D10	Georgia Tech (-/-)	H	W	75-59
D13	The Citadel (-/-)	H	W	100-67

**CBS Sports Classic (New York, N.Y.)**

D17	Ohio State (-/23)	N	W*	89-84
-----	-------------------	---	----	-------

**Jumpman Invitational (Charlotte, N.C.)**

D21	Michigan (-/-)	N	W	80-76
D30	at Pittsburgh (-/-)	A	L	74-76
J4	Wake Forest (-/-)	H	W	88-79
J7	Notre Dame (-/-)	H	W	81-64
J10	at Virginia (-/13)	A	L	58-65
J14	at Louisville (-/10)	A	W	80-59
J17	Boston College (-/-)	H	W	72-64
J21	NC State (-/-)	H	W	80-69
J24	at Syracuse (-/-)	A	W	72-68
F1	Pittsburgh (-/-)	H	L	64-65
F4	at Duke (-/-)	A	L	57-63
F7	at Wake Forest (-/-)	A	L	85-92
F11	Clemson (-/-)	H	W	91-71
F13	Miami (-/15)	H	L	72-80
F19	at NC State (-/23)	A	L	69-77
F22	at Notre Dame (-/-)	A	W	63-59
F25	Virginia (-/6)	H	W	71-63
F27	at Florida State (-/-)	A	W	77-66
M4	Duke (-/-)	H	L	57-62

**ACC Tournament (Greensboro, N.C.)**

M8	Boston College (-/-)	N	W	85-61
M9	Virginia (-/13)	N	L	59-68

\*indicates overtime period

Note: Scores from all other seasons are available in the full team record book, accessible on GoHeels.com.



Cole Anthony



Carolina beat Duke in Mike Krzyzewski's final home game as the Duke head coach in 2022.

Maggie Hobson

CBS Sports Classic

D22	Kentucky (9/19)	CHI	L	72-80
D29	Davidson (14/-)	H	W	82-60
J2	Harvard (15/-)	H	W	85-60
J5	Pitt (15/-)	A	W	77-57
J8	NC State (12/15)	A	W	90-82
J12	Louisville (12/-)	H	L	62-83
J15	Notre Dame (13/-)	H	W	75-69
J19	Miami (13/-)	A	W	85-76
J21	Virginia Tech (11/10)	H	W	103-82
J29	Georgia Tech (9/-)	A	W	77-54
F2	Louisville (9/15)	A	W	79-69
F5	NC State (8/-)	H	W	113-96
F9	Miami (8/-)	H	W*	88-85
F11	Virginia (8/4)	H	L	61-69
F16	Wake Forest (8/-)	A	W	95-57
F20	Duke (8/1)	A	W	88-72
F23	Florida State (8/16)	H	W	77-59
F26	Syracuse (5/-)	H	W	93-85
M2	Clemson (5/-)	A	W	81-79
M5	Boston College (3/-)	A	W	79-66
M9	Duke (3/4)	H	W	79-70

ACC Tournament

M14	Louisville (3/-)	CHARW	W	78-53
M15	Duke (3/5)	CHARL	W	73-74

NCAA Tournament

M22	Texas Southern (3/-)	COL	W	88-73
M24	Washington (3/-)	COL	W	81-59

NCAA Midwest Regional

M29	Auburn (3/14)	KC	L	80-97
-----	---------------	----	---	-------

2019-20

Record: 14-19 (H: 7-8; A: 3-9; N: 4-2)  
 ACC 6-14, Tied 13th Place  
 Coach: Roy Williams

N6	Notre Dame (9/-)	H	W	76-65
N8	at UNCW (9/-)	A	W	78-62
N15	Gardner-Webb (6/-)	H	W	77-61

**Battle 4 Atlantis**

N20	Elon (5/-)	H	W	75-61
N27	Alabama (6/-)	BAH	W	76-67
N28	Michigan (6/-)	BAH	L	64-73
N29	Oregon (6/11)	BAH	W	78-74

**ACC-Big Ten Challenge**

D4	Ohio State (7/6)	H	L	49-74
D8	Virginia (7/5)	A	L	47-56
D15	Wofford (17/-)	H	L	64-68
D18	Gonzaga (-/2)	A	L	81-94

CBS Sports Classic

D21	UCLA	LV	W	74-64
D30	Yale	H	W	70-67
J4	Georgia Tech	H	L	83-96
J8	Pittsburgh	H	L	65-73
J11	Clemson	H	L*	76-79
J18	Pittsburgh	A	L	52-66
J22	Virginia Tech	A	L**	77-79
J25	Miami	H	W	94-71
J27	NC State	A	W	75-65
F1	Boston College	H	L	70-71
F3	Florida State (-/8)	A	L	59-65
F8	Duke (-/7)	H	L*	96-98
F11	Wake Forest	A	L	57-74
F15	Virginia	H	L	62-64
F17	Notre Dame	A	L	76-77
F22	Louisville (-/11)	A	L	55-72
F25	NC State	H	W	85-79
F29	Syracuse	A	W	92-79
M3	Wake Forest	H	W	93-83

M7	Duke (-/12)	A	L	76-89
----	-------------	---	---	-------

**ACC Tournament (Greensboro, N.C.)**

M10	Virginia Tech	N	W	78-56
M11	Syracuse	N	L	53-81

2020-21

Record: 18-11 (H: 10-1; A: 3-7; N: 5-3)  
 ACC 10-6, Tied 5th Place  
 NCAA First Round  
 Coach: Roy Williams

N25	C. of Charleston (16/-)	H	W	79-60
-----	-------------------------	---	---	-------

**Maui Invitational (Asheville, N.C.)**

N30	UNLV (14/-)	N	W	78-51
D1	Stanford (14/-)	N	W	67-63
D2	Texas (14/17)	N	L	67-69

**ACC-Big Ten Challenge**

D8	at Iowa (16/3)	A	L	80-93
D12	NC Central (16/-)	H	W	73-67

CBS Sports Classic (Cleveland, Ohio)

D19	Kentucky (22/-)	N	W	75-63
D22	at NC State (17/-)	A	L	76-79
D30	at Georgia Tech (-/-)	A	L	67-72
J2	Notre Dame (-/-)	H	W	66-65
J5	at Miami (-/-)	A	W	67-65
J12	Syracuse (-/-)	H	W	81-75
J16	at Florida State (-/-)	A	L	75-82
J20	Wake Forest (-/-)	H	W	80-73
J23	NC State (-/-)	H	W	86-76
J26	at Pittsburgh (-/-)	A	W	75-65
F2	at Clemson (-/-)	A	L	50-63
F6	at Duke (-/-)	A	W	91-87
F13	at Virginia (-/9)	A	L	48-60
F16	Northeastern (-/-)	H	W	82-62
F20	Louisville (-/-)	H	W	99-54
F24	Marquette (-/-)	H	L	70-83
F27	Florida State (-/11)	H	W	78-70
M1	at Syracuse (-/-)	A	L	70-72
M6	Duke (-/-)	H	W	91-73

**ACC Tournament (Greensboro, N.C.)**

M10	Notre Dame (-/-)	N	W	101-59
M11	Virginia Tech (-/22)	N	W	81-73
M12	Florida State (-/15)	N	L	66-69

**NCAA Tournament (West Lafayette, Ind.)**

M19	Wisconsin (-/-)	N	L	62-85
-----	-----------------	---	---	-------

2021-22

Record: 29-10 (H: 15-2; A: 8-3; N: 6-5)  
 ACC 15-5, Tied 2nd Place  
 NCAA Runner-Up  
 Coach: Hubert Davis

N9	Loyola (19/-)	H	W	83-67
N12	Brown (19/-)	H	W	94-87
N16	at C. of Charleston (18/-)	A	W	94-83

**Hall of Fame Tipoff (Uncasville, Conn.)**

N20	Purdue (18/6)	N	L	84-93
N21	Tennessee (18/17)	N	L	72-89
N23	UNC Asheville (-/-)	H	W	72-53

**ACC-Big Ten Challenge**

D1	Michigan (-/24)	H	W	72-51
D5	Georgia Tech (-/-)	A	W	79-62
D11	Elon (-/-)	H	W	80-63
D14	Furman (-/-)	H	W	74-61

**CBS Sports Classic (Las Vegas, Nev.)**

D18	Kentucky (-/21)	N	L	69-98
D21	Appalachian State (-/-)	H	W	70-50
J2	Boston College (-/-)	A	W	91-65



**2022-23 RESULTS & STATISTICS**

**Overall 2022-23 Record: 20-13 • ACC: 11-9**

**Home: 12-3 • Away: 4-7 • Neutral: 4-3**



**ARMANDO BACOT**

Peyton Williams



**LEAKY BLACK**

Peyton Williams

DATE	OPPONENT	RESULT	UNC POINTS	UNC REBOUNDS	UNC ASSISTS
11/7	UNCW	W, 69-56	Davis, Love 17	Bacot 9	Nance 2
11/11	College of Charleston	W, 102-86	Bacot 28	Love 9	Davis, Love 5
11/15	Gardner-Webb	W, 72-66	Love 20	Davis 10	Love 4
11/20	James Madison	W, 80-64	Davis 21	Bacot 23	Davis 5
11/24	vs. Portland-1	W, 89-81	Nance 28	Bacot 13	Davis 5
11/25	vs. Iowa State-1	L, 65-70	Davis 15	Bacot 9	Love, Nance 3
11/27	vs. Alabama-1	L, 101-103 4ot	Love 34	Bacot 10	Davis, Love 4
11/30	at Indiana-2	L, 65-77	Nance 15	Nance 12	Davis 2
12/4	at Virginia Tech	L, 72-80	Davis, Love, Nance 18	Nance 10	Love 2
12/10	Georgia Tech	W, 75-59	Davis 22	Bacot 13	Love 5
12/13	The Citadel	W, 100-67	Love 17	Bacot 11	Love 6
12/17	vs. Ohio State-3	W, 89-84 ot	Bacot 28	Bacot 15	Love 7
12/21	vs. Michigan-4	W, 80-76	Bacot 26	Black 10	Davis 5
12/30	at Pittsburgh	L, 74-76	Bacot 22	Bacot 13	Bacot, Black, Davis 3
1/4	Wake Forest	W, 88-79	Davis 27	Bacot 9	Bacot 5
1/7	Notre Dame	W, 81-64	Bacot 21	Bacot 13	Davis 5
1/10	at Virginia	L, 58-65	Davis 16	Black, McKoy, Washington 6	Love 5
1/14	at Louisville	W, 80-59	Bacot, Dunn 14	Bacot 16	Davis 5
1/17	Boston College	W, 72-64	Bacot 20	Bacot 16	Bacot, Davis 3
1/21	NC State	W, 80-69	Davis 26	Bacot 18	Five with 1
1/24	at Syracuse	W, 72-68	Nance 21	Bacot 8	Davis, Love 5
2/1	Pittsburgh	L, 64-65	Love 22	Bacot 11	Davis 3
2/4	at Duke	L, 57-63	Bacot 14	Bacot, Black 10	Davis 5
2/7	at Wake Forest	L, 85-92	Love 24	Bacot 11	Davis 5
2/11	Clemson	W, 91-71	Love 23	Bacot 11	Davis, Love 4
2/13	Miami	L, 72-80	Davis 23	Black 9	Black, Davis 2
2/19	at NC State	L, 69-77	Love 23	Bacot 14	Davis 3
2/22	at Notre Dame	W, 63-59	Bacot, Love 16	Bacot, Black 11	Nance 5
2/25	Virginia	W, 71-63	Nance 22	Davis 10	Davis 4
2/27	at Florida State	W, 77-66	Davis 19	Nance 10	Davis, Love 4
3/4	Duke	L, 57-62	Bacot, Davis 17	Bacot 11	Davis, Love 3
3/8	vs. Boston College-5	W, 85-61	Love 22	Bacot, Black 6	Black 4
3/9	vs. Virginia-5	L, 59-68	Davis 24	Black 9	Love 6

1-Phil Knight Invitational, Portland, Ore.

2-ACC/Big Ten Challenge, Bloomington, Ind.

3-CBS Sports Classic, New York, N.Y.

4-Jumpman Invitational, Charlotte, N.C.

5-ACC Tournament, Greensboro, N.C.

**2022-23 CAROLINA STATISTICS**

Player	GP-GS	MIN	AVG	FG	FG%	3FG	3FG%	FT	FT%	OFF	DEF	REB	AVG	PF	A	TO	BL	ST	PTS	AVG
C. Love	33-32	1179	35.7	188-497	.378	73-244	.299	101-132	.765	11	110	121	3.7	61	94	80	7	35	550	16.7
RJ Davis	33-32	1154	35.0	179-409	.438	63-174	.362	111-126	.881	20	147	167	5.1	96	106	62	2	36	532	16.1
A. Bacot	32-32	970	30.3	185-334	.554	0-6	.000	139-209	.665	134	200	334	10.4	94	45	71	33	19	509	15.9
P. Nance	30-30	903	30.1	98-232	.422	32-100	.320	71-87	.816	35	145	180	6.0	70	50	51	34	10	299	10.0
L. Black	33-33	1058	32.1	86-209	.411	28-86	.326	40-57	.702	58	157	215	6.5	69	50	29	27	42	240	7.3
P. Johnson	27-2	432	16.0	36-93	.387	13-46	.283	25-38	.658	29	43	72	2.7	55	10	9	1	16	110	4.1
D. Dunn	27-0	276	10.2	28-66	.424	12-37	.324	6-10	.600	7	13	20	0.7	31	6	6	6	7	74	2.7
J. Washington	20-0	113	5.7	16-35	.457	0-7	.000	11-17	.647	3	24	27	1.4	16	2	7	1	1	43	2.2
T. Nickel	25-0	150	6.0	15-40	.375	6-27	.222	16-19	.842	9	7	16	0.6	10	7	3	3	3	52	2.1
S. Trimble	33-2	322	9.8	20-44	.455	1-6	.167	17-31	.548	3	24	27	0.8	41	21	20	9	6	58	1.8
J. McKoy	11-1	59	5.4	6-13	.462	2-6	.333	5-5	1.000	3	10	13	1.2	2	1	2	4	0	19	1.7
D. Styles	15-0	89	5.9	7-19	.368	3-9	.333	4-6	.667	4	10	14	0.9	7	2	5	1	1	21	1.4
J. Watkins	4-1	3	0.8	1-1	1.000	1-1	1.000	0-0	—	0	0	0	0.0	0	1	0	0	0	3	0.8
C. Lebo	3-0	3	0.9	1-3	.333	0-1	.000	0-0	—	0	0	0	0.0	1	1	0	0	1	2	0.7
W. Shaver	3-0	6	2.2	0-1	.000	0-0	—	2-2	1.000	0	1	1	0.3	2	1	0	0	0	2	0.7
R. Landry	3-0	3	0.9	0-1	.000	0-1	.000	0-0	—	0	0	0	0.0	0	0	0	0	0	0	0.0
D. Farris	2-0	2	0.9	0-0	—	0-0	—	0-0	—	0	0	0	0.0	0	0	0	0	0	0	0.0
B. Maye	2-0	2	0.9	0-0	—	0-0	—	0-0	—	0	2	2	1.0	0	0	0	0	0	0	0.0
Team										53	42	95				10				
UNC	33	6725		866-1997	.434	234-751	.312	548-739	.742	369	935	1304	39.5	555	397	355	128	177	2514	76.2
Opponents	33	6725		876-2017	.434	213-646	.330	375-530	.708	284	843	1127	34.2	617	368	345	113	188	2340	70.9



**2022-23 MISCELLANEOUS STATISTICS**

Games as UNC's Leading Scorer	Season/Career
Armando Bacot	10/37
RJ Davis	12/19
Caleb Love	11/29
Pete Nance	5
D'Marco Dunn	1/1
Leaky Black	-/1

Games as UNC's Leading Rebounder	Season/Career
Armando Bacot	23/99
Leaky Black	7/12
Pete Nance	3
RJ Davis	2/2
Caleb Love	1/2
Justin McKoy	1/1
Jalen Washington	1/1

Games as UNC's Leader in Assists	Season/Career
Caleb Love	15/51
RJ Davis	20/42
Leaky Black	4/28
Armando Bacot	4/10
Pete Nance	4
Jalen Washington	1/1
Justin McKoy	-/1

Double-Figure Scoring Games	Season/Career
Armando Bacot	29/99
Pete Nance	15/69 (54 times at Northwestern)
Caleb Love	30/79
RJ Davis	29/71
Leaky Black	7/19
Puff Johnson	3/6
D'Marco Dunn	1/1
Tyler Nickel	1/1
Seth Trimble	1/1
Jalen Washington	1/1
Justin McKoy	-/1 (at Virginia)

30-Point Games	Season/Career
Caleb Love	1/2
RJ Davis	-/1

20-Point Games	Season/Career
Armando Bacot	10/26
Caleb Love	10/25
RJ Davis	7/12
Pete Nance	3/11 (8 at Northwestern)

10-Rebound Games	Season/Career
Armando Bacot	19/75 (UNC career record)
Pete Nance	6/19 (13 at Northwestern)
Leaky Black	5/9
RJ Davis	3/4

15-Rebound Games	Season/Career
Armando Bacot	5/22

20-Rebound Games	Season/Career
Armando Bacot	1/6

Double-Doubles (all points and rebounds)	Season/Career
Armando Bacot	19/68 (UNC career record)
Pete Nance	5/15 (10 at Northwestern)
RJ Davis	2/3
Leaky Black	1/1

**CAROLINA'S...**

**Largest Win:** 33 vs. The Citadel (100-67)  
**Largest Loss:** 12 at Indiana (65-77)

**Largest Lead in a Win:** 36 vs. The Citadel (led 100-64, won 100-67)  
**Largest Lead in a Loss:** 9 vs. Iowa State (led 30-21, lost 65-70); at Pittsburgh (led by nine three times in the first half and 55-46 at 11:06 in the second, lost 74-76); at Virginia (led 24-15 at 3:34 in the first half, lost 58-65)  
**Largest Deficit:** 26 at Wake Forest (trailed 27-53, lost 85-92)  
**Largest Deficit Overcome to Win:** 14 vs. Ohio State (trailed 20-34, won 89-84 in OT)

**Largest Halftime Lead:** 19 vs. James Madison (led 45-26, won 80-64)  
**Largest Halftime Deficit:** 22 at Wake Forest (trailed 25-47, lost 85-92)  
**Largest Halftime Deficit Overcome to Win:** 9 vs. Ohio State (trailed 35-44, won 89-84 in OT)  
**Largest Halftime Lead in a Loss:** 6 at Pittsburgh (led 40-34, lost 74-76)

Game	Largest UNC Lead	Largest UNC Deficit	Time Led	Time Trailed	Ties	Lead Changes	Largest UNC Run	Largest Opponent Run
UNCW	16	6	29:17	5:16	3	3	10	6
College of Charleston	18	8	18:15	18:02	10	9	8	8
Gardner-Webb	16	3	34:58	3:28	1	4	13	6
James Madison	21	never trailed	<b>39:23</b>	0:00	0	0	10	8
at Portland	10	5	22:02	13:49	6	15	12	10
vs. Iowa State	9	7	25:19	7:56	8	4	10	10
vs. Alabama, 4 OT	8	7	21:12	27:03	15	14	10	7
at Indiana	1	15	1:48	37:07	3	8	5	8
at Virginia Tech	3	18	1:26	36:50	1	1	8	8
Georgia Tech	20	1	37:00	0:32	3	4	11	6
The Citadel	36	3	37:50	0:50	2	1	10	8
vs. Ohio State	5	14	9:29	32:28	4	5	7	9
vs. Michigan	9	8	26:14	9:57	5	4	10	9
at Pittsburgh	9	7	34:13	3:51	5	3	9	8
Wake Forest	11	6	25:48	10:48	9	20	8	6
Notre Dame	18	3	34:22	2:51	2	4	9	7
at Virginia	9	10	16:24	21:03	1	4	9	11
at Louisville	23	8	27:45	11:17	1	3	9	9
Boston College	11	never trailed	37:46	0:00	1	0	7	8
NC State	13	8	30:07	6:44	6	6	12	13
at Syracuse	10	2	36:42	1:40	3	6	8	6
Pittsburgh	7	7	17:21	17:53	8	12	8	10
at Duke	7	6	15:02	17:00	9	5	7	9
at Wake Forest	2	26	0:29	<b>37:16</b>	2	1	8	14
Clemson	25	6	30:18	7:46	1	4	11	8
Miami	3	14	6:58	29:26	5	5	6	9
at NC State	6	12	10:50	25:13	11	12	6	9
at Notre Dame	6	8	22:29	15:15	3	10	8	11
Virginia	17	never trailed	37:58	0:00	2	0	7	8
at Florida State	18	never trailed	37:44	0:00	1	0	11	9
Duke	5	7	6:34	27:29	8	11	7	7
vs. Boston College (ACC)	27	4	36:06	1:52	3	1	13	6
vs. Virginia (ACC)	4	11	11:00	27:28	1	1	6	11

season highs in bold



## 2022-23 GAME-BY-GAME RESULTS

	PTS	FG	FG%	1st	2nd	3FG	3FG%	FT	FT%	O-D-REB	PF	A	TO	B	ST	OT FG%
Carolina, W	69	22-48	.458	.375	.542	2-10	.200	23-30	.767	7-25-32	18	4	9	6	5	
UNCW	56	17-58	.293	.360	.242	4-16	.250	18-24	.750	16-21-37	24	3	11	1	6	
<b>Carolina, W</b>	<b>102</b>	<b>35-58</b>	<b>.603</b>	<b>.500</b>	<b>.714</b>	<b>5-20</b>	<b>.250</b>	<b>27-38</b>	<b>.711</b>	<b>8-24-32</b>	<b>14</b>	<b>16</b>	<b>8</b>	<b>8</b>	<b>6</b>	
<b>College of Charleston</b>	<b>86</b>	<b>36-73</b>	<b>.493</b>	<b>.525</b>	<b>.455</b>	<b>8-24</b>	<b>.333</b>	<b>6-9</b>	<b>.667</b>	<b>15-20-35</b>	<b>26</b>	<b>10</b>	<b>14</b>	<b>1</b>	<b>5</b>	
Carolina, W	72	23-60	.383	.290	.483	8-25	.320	18-21	.857	9-31-40	14	8	10	8	4	
Gardner-Webb	66	26-63	.413	.303	.533	7-20	.350	7-10	.700	8-30-38	19	13	11	4	7	
<b>Carolina, W</b>	<b>80</b>	<b>27-61</b>	<b>.443</b>	<b>.517</b>	<b>.375</b>	<b>8-25</b>	<b>.320</b>	<b>18-24</b>	<b>.750</b>	<b>11-39-50</b>	<b>22</b>	<b>14</b>	<b>12</b>	<b>1</b>	<b>4</b>	
<b>James Madison</b>	<b>64</b>	<b>24-69</b>	<b>.348</b>	<b>.294</b>	<b>.400</b>	<b>7-27</b>	<b>.259</b>	<b>9-17</b>	<b>.529</b>	<b>9-25-34</b>	<b>21</b>	<b>8</b>	<b>9</b>	<b>1</b>	<b>4</b>	
Carolina, W	89	31-58	.534	.533	.536	11-22	.500	16-26	.615	12-27-39	15	17	13	1	4	
vs. Portland	81	28-58	.483	.520	.455	12-32	.375	13-15	.867	5-18-23	23	22	12	1	10	
<b>Carolina, L</b>	<b>65</b>	<b>22-50</b>	<b>.440</b>	<b>.500</b>	<b>.364</b>	<b>3-18</b>	<b>.167</b>	<b>18-25</b>	<b>.720</b>	<b>12-24-36</b>	<b>19</b>	<b>12</b>	<b>14</b>	<b>2</b>	<b>7</b>	
<b>vs. Iowa State</b>	<b>70</b>	<b>25-57</b>	<b>.439</b>	<b>.400</b>	<b>.481</b>	<b>9-20</b>	<b>.450</b>	<b>11-15</b>	<b>.733</b>	<b>10-19-29</b>	<b>23</b>	<b>17</b>	<b>10</b>	<b>2</b>	<b>8</b>	
Carolina, L (4 OT)	101	38-91	.418	.393	.474	7-23	.304	18-20	.900	17-37-54	23	15	18	10	12	.360
vs. Alabama	103	37-90	.411	.500	.394	16-38	.421	13-21	.619	21-37-58	22	21	22	6	6	.345
<b>Carolina, L</b>	<b>65</b>	<b>20-59</b>	<b>.339</b>	<b>.286</b>	<b>.387</b>	<b>5-18</b>	<b>.278</b>	<b>20-27</b>	<b>.741</b>	<b>12-27-39</b>	<b>18</b>	<b>5</b>	<b>10</b>	<b>3</b>	<b>4</b>	
<b>at Indiana</b>	<b>77</b>	<b>31-62</b>	<b>.500</b>	<b>.469</b>	<b>.533</b>	<b>3-13</b>	<b>.231</b>	<b>12-18</b>	<b>.667</b>	<b>9-31-40</b>	<b>21</b>	<b>13</b>	<b>8</b>	<b>6</b>	<b>7</b>	
Carolina, L	72	24-51	.471	.391	.536	3-17	.176	21-27	.778	4-21-25	17	6	10	5	5	
at Virginia Tech	80	31-61	.508	.516	.500	7-19	.368	11-15	.733	10-29-39	21	16	10	0	5	
<b>Carolina, W</b>	<b>75</b>	<b>27-57</b>	<b>.474</b>	<b>.452</b>	<b>.500</b>	<b>3-13</b>	<b>.231</b>	<b>18-24</b>	<b>.750</b>	<b>12-31-43</b>	<b>11</b>	<b>15</b>	<b>11</b>	<b>1</b>	<b>5</b>	
<b>Georgia Tech</b>	<b>59</b>	<b>22-54</b>	<b>.407</b>	<b>.333</b>	<b>.500</b>	<b>9-26</b>	<b>.346</b>	<b>6-8</b>	<b>.750</b>	<b>1-21-22</b>	<b>20</b>	<b>10</b>	<b>11</b>	<b>5</b>	<b>8</b>	
Carolina, W	100	32-65	.492	.438	.545	15-31	.484	21-27	.778	13-34-47	11	24	12	5	9	
The Citadel	67	29-72	.403	.412	.395	8-27	.296	1-5	.200	9-22-31	18	12	12	2	7	
<b>Carolina, W (OT)</b>	<b>89</b>	<b>32-72</b>	<b>.444</b>	<b>.419</b>	<b>.471</b>	<b>6-28</b>	<b>.214</b>	<b>19-27</b>	<b>.704</b>	<b>16-32-48</b>	<b>16</b>	<b>20</b>	<b>13</b>	<b>2</b>	<b>7</b>	<b>.429</b>
<b>vs. Ohio State</b>	<b>84</b>	<b>34-74</b>	<b>.459</b>	<b>.529</b>	<b>.467</b>	<b>9-24</b>	<b>.375</b>	<b>7-14</b>	<b>.500</b>	<b>14-28-42</b>	<b>22</b>	<b>17</b>	<b>16</b>	<b>3</b>	<b>8</b>	<b>.200</b>
Carolina, W	80	29-58	.500	.469	.538	7-20	.350	15-27	.556	8-32-40	19	13	12	1	6	
vs. Michigan	76	26-62	.419	.406	.433	9-23	.391	15-21	.714	10-28-38	22	9	10	5	6	
<b>Carolina, L</b>	<b>74</b>	<b>25-58</b>	<b>.431</b>	<b>.516</b>	<b>.333</b>	<b>7-22</b>	<b>.318</b>	<b>17-21</b>	<b>.810</b>	<b>8-30-38</b>	<b>16</b>	<b>14</b>	<b>11</b>	<b>5</b>	<b>5</b>	
<b>at Pittsburgh</b>	<b>76</b>	<b>29-63</b>	<b>.460</b>	<b>.419</b>	<b>.500</b>	<b>5-25</b>	<b>.200</b>	<b>13-17</b>	<b>.765</b>	<b>7-26-33</b>	<b>14</b>	<b>14</b>	<b>8</b>	<b>4</b>	<b>5</b>	
Carolina, W	88	30-58	.517	.429	.600	9-24	.375	19-24	.792	7-21-28	18	12	9	5	9	
Wake Forest	79	28-57	.491	.429	.552	10-21	.476	13-20	.650	10-23-33	18	16	15	0	7	
<b>Carolina, W</b>	<b>81</b>	<b>31-65</b>	<b>.477</b>	<b>.500</b>	<b>.455</b>	<b>8-19</b>	<b>.421</b>	<b>11-19</b>	<b>.579</b>	<b>13-32-45</b>	<b>15</b>	<b>19</b>	<b>8</b>	<b>6</b>	<b>7</b>	
<b>Notre Dame</b>	<b>64</b>	<b>25-60</b>	<b>.417</b>	<b>.387</b>	<b>.448</b>	<b>7-18</b>	<b>.389</b>	<b>7-14</b>	<b>.500</b>	<b>7-25-32</b>	<b>16</b>	<b>11</b>	<b>8</b>	<b>1</b>	<b>5</b>	
Carolina, L	58	21-53	.396	.400	.391	8-24	.333	8-12	.667	8-28-36	19	9	13	2	5	
at Virginia	65	24-52	.462	.375	.536	6-19	.316	11-19	.579	6-26-32	12	11	8	8	9	
<b>Carolina, W</b>	<b>80</b>	<b>27-57</b>	<b>.474</b>	<b>.419</b>	<b>.538</b>	<b>7-24</b>	<b>.292</b>	<b>19-23</b>	<b>.826</b>	<b>10-30-40</b>	<b>25</b>	<b>12</b>	<b>14</b>	<b>1</b>	<b>11</b>	
<b>at Louisville</b>	<b>59</b>	<b>20-54</b>	<b>.370</b>	<b>.321</b>	<b>.423</b>	<b>1-14</b>	<b>.071</b>	<b>18-28</b>	<b>.643</b>	<b>10-21-31</b>	<b>16</b>	<b>6</b>	<b>14</b>	<b>2</b>	<b>3</b>	
Carolina, W	72	26-61	.426	.375	.483	10-29	.345	10-17	.588	14-23-37	13	8	12	2	6	
Boston College	64	26-54	.481	.385	.571	0-6	.000	12-14	.857	5-22-27	19	6	9	3	5	
<b>Carolina, W</b>	<b>80</b>	<b>20-54</b>	<b>.370</b>	<b>.321</b>	<b>.423</b>	<b>4-18</b>	<b>.222</b>	<b>36-39</b>	<b>.923</b>	<b>11-31-42</b>	<b>16</b>	<b>5</b>	<b>7</b>	<b>2</b>	<b>3</b>	
<b>NC State</b>	<b>69</b>	<b>26-62</b>	<b>.419</b>	<b>.464</b>	<b>.382</b>	<b>5-17</b>	<b>.294</b>	<b>12-12</b>	<b>1.000</b>	<b>3-24-27</b>	<b>27</b>	<b>7</b>	<b>8</b>	<b>3</b>	<b>5</b>	
Carolina, W	72	26-58	.448	.516	.370	6-16	.375	14-23	.609	6-25-31	11	21	10	3	8	
at Syracuse	68	29-58	.500	.517	.483	8-18	.444	2-3	.667	5-30-35	17	12	16	7	3	
<b>Carolina, L</b>	<b>64</b>	<b>23-66</b>	<b>.348</b>	<b>.306</b>	<b>.400</b>	<b>5-27</b>	<b>.185</b>	<b>13-22</b>	<b>.591</b>	<b>19-24-43</b>	<b>17</b>	<b>6</b>	<b>9</b>	<b>5</b>	<b>1</b>	
<b>Pittsburgh</b>	<b>65</b>	<b>25-55</b>	<b>.455</b>	<b>.444</b>	<b>.464</b>	<b>7-19</b>	<b>.368</b>	<b>8-11</b>	<b>.727</b>	<b>7-27-34</b>	<b>21</b>	<b>6</b>	<b>10</b>	<b>5</b>	<b>2</b>	
Carolina, L	57	24-70	.343	.400	.286	7-27	.259	2-3	.667	14-26-40	14	12	7	3	3	
at Duke	63	24-61	.393	.387	.400	4-11	.364	11-15	.733	13-33-46	11	10	12	11	4	
<b>Carolina, L</b>	<b>85</b>	<b>30-74</b>	<b>.405</b>	<b>.333</b>	<b>.463</b>	<b>4-18</b>	<b>.222</b>	<b>21-26</b>	<b>.808</b>	<b>15-35-50</b>	<b>28</b>	<b>9</b>	<b>12</b>	<b>6</b>	<b>4</b>	
<b>at Wake Forest</b>	<b>92</b>	<b>27-62</b>	<b>.435</b>	<b>.514</b>	<b>.333</b>	<b>5-19</b>	<b>.263</b>	<b>33-42</b>	<b>.786</b>	<b>4-31-35</b>	<b>16</b>	<b>12</b>	<b>5</b>	<b>6</b>	<b>7</b>	
Carolina, W	91	32-67	.478	.469	.486	15-33	.455	12-15	.800	11-23-34	17	17	7	1	4	
Clemson	71	24-53	.453	.448	.458	7-20	.350	16-18	.889	5-26-31	18	11	13	2	3	
<b>Carolina, L</b>	<b>72</b>	<b>29-66</b>	<b>.439</b>	<b>.517</b>	<b>.378</b>	<b>5-31</b>	<b>.161</b>	<b>9-15</b>	<b>.600</b>	<b>9-23-32</b>	<b>21</b>	<b>6</b>	<b>9</b>	<b>5</b>	<b>7</b>	
<b>Miami</b>	<b>80</b>	<b>26-56</b>	<b>.464</b>	<b>.424</b>	<b>.522</b>	<b>6-13</b>	<b>.462</b>	<b>22-26</b>	<b>.846</b>	<b>8-32-40</b>	<b>15</b>	<b>9</b>	<b>13</b>	<b>0</b>	<b>5</b>	
Carolina, L	69	22-62	.355	.400	.324	7-21	.333	18-24	.750	18-30-48	16	8	13	2	1	
at NC State	77	32-71	.451	.300	.645	5-18	.278	8-10	.800	10-24-34	18	9	2	4	7	
<b>Carolina, W</b>	<b>63</b>	<b>23-69</b>	<b>.333</b>	<b>.185</b>	<b>.429</b>	<b>2-23</b>	<b>.087</b>	<b>15-18</b>	<b>.833</b>	<b>23-29-52</b>	<b>16</b>	<b>8</b>	<b>9</b>	<b>3</b>	<b>5</b>	
<b>at Notre Dame</b>	<b>59</b>	<b>23-58</b>	<b>.397</b>	<b>.313</b>	<b>.500</b>	<b>7-23</b>	<b>.304</b>	<b>6-9</b>	<b>.667</b>	<b>8-25-33</b>	<b>16</b>	<b>10</b>	<b>9</b>	<b>3</b>	<b>4</b>	
Carolina, W	71	22-47	.468	.577	.333	10-22	.455	17-22	.773	3-34-37	14	12	12	8	1	
Virginia	63	27-68	.397	.400	.395	4-12	.333	5-11	.455	9-23-32	18	14	4	2	7	
<b>Carolina, W</b>	<b>77</b>	<b>23-53</b>	<b>.434</b>	<b>.542</b>	<b>.345</b>	<b>14-29</b>	<b>.483</b>	<b>17-24</b>	<b>.708</b>	<b>9-31-40</b>	<b>17</b>	<b>15</b>	<b>14</b>	<b>2</b>	<b>5</b>	
<b>at Florida State</b>	<b>66</b>	<b>25-60</b>	<b>.417</b>	<b>.333</b>	<b>.485</b>	<b>3-15</b>	<b>.200</b>	<b>13-21</b>	<b>.619</b>	<b>8-24-32</b>	<b>18</b>	<b>7</b>	<b>8</b>	<b>2</b>	<b>3</b>	
Carolina, L	57	17-56	.304	.346	.267	5-23	.217	18-21	.857	10-29-39	16	8	9	6	4	
Duke	62	22-58	.379	.367	.393	4-13	.308	14-18	.778	10-29-39	15	5	8	4	6	
<b>Carolina (ACC), W</b>	<b>85</b>	<b>34-62</b>	<b>.548</b>	<b>.500</b>	<b>.600</b>	<b>10-24</b>	<b>.417</b>	<b>7-10</b>	<b>.700</b>	<b>10-23-33</b>	<b>13</b>	<b>16</b>	<b>7</b>	<b>6</b>	<b>5</b>	
<b>vs. Boston College</b>	<b>61</b>	<b>24-53</b>	<b>.453</b>	<b>.400</b>	<b>.500</b>	<b>7-21</b>	<b>.333</b>	<b>6-8</b>	<b>.750</b>	<b>7-19-26</b>	<b>12</b>	<b>10</b>	<b>13</b>	<b>1</b>	<b>4</b>	



**2022-23 TEAM HIGHS & LOWS**

CAROLINA	High	Low
Field Goals	38 vs. Alabama, 4 OT	17 vs. Duke (H)
Field Goal Attempts	91 vs. Alabama, 4 OT	47 vs. Virginia (H)
FG Percentage	.603 vs. Charleston (35x58)	.304 vs. Duke (H) (17x56)
FG Percentage in First Half	.577 vs. Virginia (H) (15x26)	.185 at Notre Dame (5x27)
FG Percentage in Second Half	.714 vs. Charleston (20x28)	.267 vs. Duke (H) (8x30)
3-Point Field Goals	15 vs. The Citadel, Clemson	2 vs. UNCW, at Notre Dame
3-Point Attempts	33 vs. Clemson	10 vs. UNCW
3-Point Percentage (min. 10 att.)	.500 vs. Portland (11x22)	.087 at Notre Dame (2x23)
Free Throws Made	36 vs. NC State (H)	2 at Duke
Free Throw Attempts	39 vs. NC State (H)	3 at Duke
FT Pct. (min. 10 att.)	.923 vs. NC State (H) (36x39)	.556 vs. Michigan (15x27)
Offensive Rebounds	23 at Notre Dame	3 vs. Virginia (H)
Defensive Rebounds	39 vs. James Madison	21 at Virginia Tech, vs. Wake Forest (H)
Total Rebounds	54 vs. Alabama, 4 OT	25 at Virginia Tech
Rebound Margin	+21 vs. Georgia Tech (43-22)	-14 at Virginia Tech (25-39)
Assists	24 vs. The Citadel	4 vs. UNCW
Turnovers	18 vs. Alabama, 4 OT	7 four times
Blocked Shots	10 vs. Alabama, 4 OT	1 six times
Steals	12 vs. Alabama, 4 OT	1 vs. Pittsburgh (H), at NC State, vs. Virginia (H)
Points	102 vs. Charleston	57 at Duke, vs. Duke (H)
Points in a First Half	48 vs. The Citadel	19 at Notre Dame
Points in a Second Half	60 at Wake Forest	25 at Duke
Points in Overtime	24 in 4 OTs vs. Alabama (4-8-7-5)	10 vs. Ohio State
Scoring Margin	+33 vs. The Citadel (100-67)	-12 at Indiana (65-77)

OPPONENTS	High	Low
Field Goals	37 by Alabama, 4 OT	17 by UNCW
Field Goal Attempts	90 by Alabama, 4 OT	49 by Virginia (ACC)
FG Percentage	.508 at Virginia Tech (31x61)	.293 by UNCW (17x58)
FG Percentage in First Half	.529 by Ohio State (18x34)	.294 by James Madison (10x34)
FG Percentage in Second Half	.645 at NC State (20x31)	.242 by UNCW (8x33)
3-Point Field Goals	16 by Alabama, 4 OT	0 by Boston College
3-Point Attempts	38 by Alabama, 4 OT	6 by Boston College
3-Point Percentage (min. 10 attempts)	.476 by Wake Forest (H) (10x21)	.071 at Louisville (1x14)
Free Throws Made	33 at Wake Forest	1 by The Citadel
Free Throw Attempts	42 at Wake Forest	3 at Syracuse
FT Pct. (min. 10 att.)	1.000 by NC State (H) (12x12)	.455 by Virginia (H) (5x11)
Offensive Rebounds	21 by Alabama, 4 OT	1 by Georgia Tech
Defensive Rebounds	37 by Alabama, 4 OT	18 by Portland
Total Rebounds	58 by Alabama, 4 OT	22 by Georgia Tech
Assists	22 by Portland	3 by UNCW
Turnovers	22 by Alabama, 4 OT	2 at NC State
Blocked Shots	11 at Duke	0 at Virginia Tech, by Wake Forest (H), by Miami
Steals	10 by Portland	2 by Pittsburgh (H)
Points	103 by Alabama, 4 OT	56 by UNCW
Points in a First Half	50 by Charleston	21 by UNCW
Points in a Second Half	45 at Wake Forest, by Miami, at NC State	29 by Duke (H)
Points in Overtime	26 by Alabama in 4 OTs (4-8-7-7)	5 by Ohio State

INDIVIDUAL BESTS	NORTH CAROLINA	OPPONENTS
Points	34 by Caleb Love vs. Alabama, 4 OT	35 by Tyree Appleby at Wake Forest
Field Goals	13 by Caleb Love vs. Alabama, 4 OT	14 by Jamarius Burton at Pittsburgh
Field Goal Attempts	36 by Caleb Love vs. Alabama, 4 OT	26 by Jahvon Quinerly, Alabama, 4 OT
Field Goal Percentage (min. 10 att.)	.769 by Armando Bacot vs. Charleston (10x13)	.824 by Jamarius Burton at Pittsburgh (14x17)
3-Point Field Goals	6 by Caleb Love vs. Clemson	7 by Caleb Grill, Iowa State
3-Field Goal Attempts	13 by Caleb Love vs. Ohio State, OT	7 by Mark Sears, Alabama, 4 OT
3-Point Field Goal Pct (min. 5 made)	.667 (6x9) by Caleb Love vs. Clemson	11 by Caleb Grill, Iowa State
Free Throws Made	14 by RJ Davis vs. NC State (H)	11 by Mark Sears, Alabama, 4 OT
Free Throw Attempts	15 by Armando Bacot vs. Pittsburgh (H)	11 by Jahvon Quinerly, Alabama, 4 OT
Free Throw Percentage (min. 5 made)	1.000 by RJ Davis vs. NC State (H) (14x14)	11 by Jahvon Quinerly, Alabama, 4 OT
Offensive Rebounds	8 by Armando Bacot vs. James Madison	.833 (5x6) by Nelly Cummings, Pittsburgh (H)
Defensive Rebounds	15 by Armando Bacot vs. James Madison	23 by Tyree Appleby at Wake Forest
Total Rebounds	23 by Armando Bacot vs. James Madison	28 by Tyree Appleby at Wake Forest
Assists	7 by Caleb Love vs. Ohio State, OT	1.000 by El Ellis at Louisville (9x9)
Turnovers	6 by Armando Bacot vs. Alabama, 4 OT	8 by Charles Bediako, Alabama, 4 OT
Blocked Shots	4 by Pete Nance vs. Virginia (H), Boston College (ACC)	10 by Terrance Williams II, Michigan
Steals	5 by Caleb Love at Louisville	16 by Charles Bediako, Alabama, 4 OT
Minutes Played in Overtime Game	57:24 by Caleb Love vs. Alabama, 4 OT	11 by Tyree Appleby at Wake Forest
Minutes Played in 40-Minute Game	40:00 by Pete Nance at Syracuse	6 by Stephen Clark, The Citadel
	40:00 by RJ Davis at NC State	6 by El Ellis at Louisville
	40:00 by Leaky Black vs. Duke (H)	6 by Joseph Girard III at Syracuse
		8 by Dereck Lively II at Duke
		5 by Reece Beekman at Virginia
		5 by Beekman, Virginia (ACC)
		55:03 by Mark Sears, Alabama, 4 OT
		40:00 by Jeremy Roach at Duke



## ATHLETIC COMMUNICATIONS



**Steve Kirschner**  
Sr. Associate Athletic Director  
for Communications  
(Basketball Contact -  
Hubert Davis/Credentials)

**Office:** (919) 962-2123  
**Direct:** (919) 962-7258  
**Mobile:** (919) 475-2695  
stevekirschner@unc.edu



**Matt Bowers**  
Director of Website  
Management/Media Relations  
(Basketball Contact -  
Players)

**Mobile:** (919) 619-7021  
mattbowers@unc.edu

## CREDENTIALS

Media seating in the Smith Center is located in section 212. Seats will be prioritized for media who regularly cover Carolina Basketball, the visiting team and national media.

Please make credential requests online at SportsSystems.com/UNCBasketball

Single-game requests should be made at least 14 days prior to a scheduled game, especially if you want a parking pass mailed to you.

All photo/TV passes will be issued on a game-by-game basis. There are no season photo/TV passes.

Approved credentials may be picked up at media will call at Smith Center Entrance D, which will open 90 minutes before the scheduled starting time. Entrance D is closest to the reserved parking lot behind the natatorium and the Smith Center/basketball offices.

All briefcases, computer bags and photo equipment are subject to search.

## MEDIA WORK ROOM

The media work room is located on the ground floor adjacent to the visiting team's locker room. Seats are assigned. Overflow seats are available in the hall outside the media room. Media may also choose to work from their seat in section 212.

## MEALS

Meals are provided at most games. Check with Steve Kirschner in advance if you have questions. Soft drinks and water are available while supplies last. There is a beverage cooler located just outside the media workroom.

## PHOTO SPOTS &amp; WORKSPACE

Photo spots are assigned by half. Note your assigned seat may change by half. Credentials for photographers and videographers will be issued on a game-by-game basis and will be numbered to match the space on the baseline where they are assigned to shoot.

Workspace for photographers and videographers will be available in or just outside the media work room on the ground floor adjacent to the visiting team's locker room.

## ARENA WIFI

Wireless Internet access is available in the arena. Instructions for logging on will be emailed to credentialed media. Please do not publicize the network or password for WiFi access. Live stats are available at [UNC.statbroadcast.com](http://UNC.statbroadcast.com).

## MEDIA PARKING

Media parking is located in the Bowles Lot on Skipper Bowles Drive. Parking, if requested and approved at least 14 days before the game, will either be mailed to you or you may pick up at the Athletic Communications office in advance. If you make your request fewer than 14 days before a scheduled game, we are unable to mail you the parking. To get a parking pass you would need to either pick up in person in advance or provide us your Fed Ex number. Please note, you must have a parking pass to enter the media lot on the day of a game. You can't park first and then get your parking pass at our office.

GPS Directions: Skipper Bowles Lot, S-11, UNC campus (there is no street address number for this lot).

## POSTGAME INTERVIEWS

Carolina head coach Hubert Davis will conduct a postgame press conference in the media workroom. UNC players will be available for interviews in the team dining room just off the home tunnel.

Interviews with the visiting team at the Smith Center will be handled on a per-game basis. The visiting team may use the press room for an interview with the head coach, but it may choose to do so via Zoom or make its coach and players available for questions outside their locker room.

## NON-GAMEDAY INTERVIEWS

Throughout the season, Davis and players will be available a day or two before select games. The schedule of these sessions will be updated throughout the season in UNC's media game notes.

Interview requests should be made through the athletic communications office. Contact Kirschner with interview requests for Coach Davis. Due to contractual obligations, Davis is unable to participate in live radio call-in shows.

Media should direct player interview requests to Matt Bowers ([mattbowers@unc.edu](mailto:mattbowers@unc.edu), 919-619-7021). Player interviews typically occur before practice. Players are not available for interviews on game day or on non-practice days.

## ACC COACHES ZOOM

Beginning January 8, Coach Davis will be available most Mondays for 10 minutes on the ACC media Zoom. Coaches do not participate if their teams play that evening.

## ONLINE &amp; SOCIAL MEDIA

Carolina's official website is [GoHeels.com](http://GoHeels.com), which features the media guide, record book, statistics, game notes, roster, schedule, archives and other information. Archived recordings of the weekly and postgame press conferences will be posted to the site. Follow the Tar Heels on Twitter and Instagram at @UNC\_Basketball. A stats and notes Twitter feed is available at @UNCMBBStats.

GOHEELS.COM



@UNC\_Basketball

@UNCMBBStats

## TAR HEEL SPORTS PROPERTIES

Jones Angell is in his 13th year calling the play-by-play for the Tar Heel Sports Network. Dave Nathan and Adam Lucas join the broadcasts as pre-game, halftime and postgame hosts/analysts.

A complete station list is available at [GoHeels.com](http://GoHeels.com) – follow the Connect and Tar Heel Sports Network tabs.

## Name (email, Twitter)

**Jones Angell** ([jangell@unc.edu](mailto:jangell@unc.edu), @jonesangell)

**Dave Nathan** ([dnathan20@gmail.com](mailto:dnathan20@gmail.com),

@davenathanonair)

**Adam Lucas** ([alucas8293@gmail.com](mailto:alucas8293@gmail.com),

@jadamlucas)

Angell hosts Hubert Davis Live!, Carolina Basketball's weekly radio call-in show, and the coach's weekly TV highlights show. Check the multi-media tab on [GoHeels.com](http://GoHeels.com) for dates and times.

Angell and Lucas also co-host the Carolina Insider podcast (@carolina\_pod).

## VISITING &amp; NATIONAL RADIO LOCATIONS

Radio rights-holders for opposing teams and national radio will broadcast from booth 110 at the back of the lower grandstand in the Smith Center. UNC provides an Ethernet line and one analog phone line for your use.

## ATHLETIC COMMUNICATIONS

The Athletic Communications office is located on the second level of the Woody Durham Media and Communications Center, which is adjacent to the Dean E. Smith Center.

The mailing address is 380 Skipper Bowles Drive, Chapel Hill NC 27514.

Senior Associate AD Steve Kirschner  
(contact for Hubert Davis interviews)

Office Phone (919) 962-7258

Cell Phone (919) 475-2695

Email [stevekirschner@unc.edu](mailto:stevekirschner@unc.edu)

Director of Website Management/  
Media Relations Matt Bowers  
(contact for player interviews & photos)

Cell Phone (919) 619-7021

Email [mattbowers@unc.edu](mailto:mattbowers@unc.edu)

Karen Sneed  
(office manager/media will call)

Office Phone (919) 962-2123

Email [kwsneed@unc.edu](mailto:kwsneed@unc.edu)

To Apply for Credentials  
<https://bit.ly/453190V>

**Web Site:** [GoHeels.com](http://GoHeels.com)

**UNC Basketball Twitter:** @UNC\_Basketball

**Stats and Notes Twitter:** @UNCMBBStats

**Instagram:** UNC\_Basketball

**YouTube:** UNCTarHeelsAthletics