

CAROLINA

2023-24 RECORD BOOK



RJ Davis
No. 1 in Career Free Throw Shooting
Senior, Guard, White Plains, N.Y.



Armando Bacot
Carolina's All-Time
Leading Rebounder
Graduate Student
Forward/Center,
Richmond, Va.






TABLE OF CONTENTS



	Page
Media Information	3-4
2023-24 Quick Facts	5
2023-24 Schedule	6
2023-24 Rosters, Pronunciation Guide	7

PLAYER BIOS

No. 1 Zayden High.....	8
No. 2 Elliot Cadeau	9
No. 3 Cormac Ryan.....	10-11
No. 4 RJ Davis	12-14
No. 5 Armando Bacot.....	15-20
No. 7 Seth Trimble	21
No. 8 Paxson Wojcik	22-23
No. 13 Jalen Washington.....	24
No. 14 Creighton Lebo.....	25
No. 22 Rob Landry	26
No. 24 Jae'Lyn Withers	27-28
No. 32 James Okonkwo.....	29
No. 34 Duwe Farris.....	30
No. 55 Harrison Ingram	31-32
Career Highs Entering 2023-24	33

HEAD COACH HUBERT DAVIS

Bio	34-37
Assistant Coaches, Basketball Staff	38-41

2022-23 REVIEW

Final Statistics	42
Highs and Lows	43
Miscellaneous Stats, Plus/Minus, Starters	44-46
Leaky Black Bio.....	47
Caleb Love Bio	48
Pete Nance Bio	49
Last Time It Happened.....	50-52
Last Time, UNC Freshmen	52
Last Time, Opponents	53-54
Game-by-Game Team Stats	55

RECORDS, HISTORY

1992-93 to 2022-23 Game-by-Game Stats	56-85
Historical Timeline	86-98
Yearly Summary	99-100
Yearly Stats – UNC	101
Yearly Stats – Opponents.....	102
Year-by-Year Comparisons.....	103-104
Single-Season Team	105-109
Single-Game Team	110-116
Career Records (top five)	117-118
Season Records (top five).....	119-120
Single-Game Records (top five)	121
Records Progression	122
Scoring	123-129
Fastest To 1,000/2,000 Points	130
Field Goals	131-132
Three-Point Field Goals	133-134
Free Throws	135-137
Rebounds	138-140
Assists	141-143
Blocks and Steals	144
Double-Doubles, Triple-Doubles	145-148
Miscellaneous Records	149
Freshman Records	150-152
Single-Game Scoring (30+), Rebounds (15+), Assists (10+)	153-157
Annual Leaders	158-162

ATLANTIC COAST CONFERENCE, NCAA

NCAA, ACC Records, Annual Leaders.....	163-165
Top-Five Performances (Points, Rebounds, Assists) Against ACC Opponents	166-168
Single-Game Bests vs. the ACC.....	169-170
Career Leaders vs. the ACC	171-174
ACC Regular-Season Top 5 Performances.....	175
ACC Away Games Top 5 Performances	176
Annual ACC Finishes	177
Home-Away-Neutral Site Records by Year.....	178
Largest Margin of Wins/Losses vs. ACC	179-180

OPPONENT RECORDS

Opponents Season Records	181-182
Opponents Single-Game Records	183-186

SMITH CENTER, HOME ARENAS

Home Arenas	187
Smith Center Record by Seasons.....	187
Smith Center Record vs. Opponents	188
All Home Venues Single-Game Records	189
Dean E. Smith Center Records	190-198

Career Stats, All Tar Heels	199-207
Scoring Leaders.....	208
Scoring Average Leaders	209
Field Goal Percentage Leaders	210
Three-Point Field Goals Leaders.....	211
Three-Point Percentage Leaders.....	212
Free Throw Percentage Leaders.....	213
Rebound Leaders.....	214
Rebounding Average Leaders	215
Assist Leaders	216
Career Scoring Highs	217
Year-by-Year Final Stats	218-248
KenPom Stats by Year	249
Select Player Highlights	250-260
Honors and Awards	261-269
Team Awards	270-271
Retired and Honored Numbers	272-279
All-Time Roster	280-284
Starters	285-286
Jersey Numbers	287-288
First-Game Starters, Four-Year Starters	288
Birthdays	289-290
All-Time Scores	291-311
Best/Worst Records After X Games	312
Neutral Site Legend	313
Series Record Summary	314-315
Series Records	316-342
Win-Loss Records by Venues	343-344
Games in Charlotte	345
Games in Greensboro	346
Games in Dorned Stadiums	347
Games in Metropolitan New York.....	348
Streaks	349
100-Point Games	350-351
Overtime Games	352
Comebacks, Buzzer Beaters	353-357
Milestone Wins	358
Coaching Records	359-360
Coaching Records vs. Opponents.....	361-364
Dean Smith Bio	365-367
Roy Williams Bio	368-371
Team, Individual Bests by Coaching Eras.....	372-373
Record When ... Since 2003	374
Record When ... By Coach Since 1961	375
Frank McGuire, Bill Guthridge Bios	376
All-Time Assistant Coaches	377

NCAA TOURNAMENT

General Facts and Figures	378
Records vs. Opponents	378
Records by Seed, by Venue, Seed History	379
Trivia	380-381
Game-by-Game Results	382-384
Round-by-Round Results	385-387
UNC Game-by-Game Statistics	388-390
UNC Highs and Lows	391-393
Single-Game Highs by Round	394
UNC Career Records	395-396
Player Career Stats	397-400
UNC Multi-Game Season Averages	401-402
UNC Last Time it Happened	403
Opponents Game-by-Game Stats	404-405
Opponents Highs and Lows	406-407
Opponents Last Time it Happened	408
1957 NCAA Champions	409
1982 NCAA Champions	410
1993 NCAA Champions	411

	Page
2005 NCAA Champions	412
2009 NCAA Champions	413
2017 NCAA Champions	414
Final Fours	415-418
NCAA Tournament Box Scores	419-464

ACC TOURNAMENT

Facts and Figures	465-467
Game-by-Game Results	468
Leading Scorer, Rebounder, Assists	469-470
Team Highs and Lows	471-472
Individual Bests.....	473-475
Records Held by UNC	476-477
Last Time it Happened	478

Regular-Season Tournament Titles, MVPs	479
NIT Results	479

POLLS

Final Rankings	480
Media, Coaches' Poll Notes	481
AP Poll Rankings Charts.....	482
Last Time in AP Poll.....	482
Most Wins Over AP No. 1 Teams	482
Associated Press Weekly Polls	483
Coaches' Weekly Polls	484
Carolina as No. 1 in AP Poll	485-486
UNC vs. Ranked Opponents	487-490
Largest Upsets by Poll Rankings	491-492

TAR HEELS IN THE NBA

All-Time List	493-494
NBA Champions	494
Tar Heels by Teams	495-496
Award Winners	497-498
Draft History	499-500
Career Stats, NBA Bio Updates	501-511
Career Stat Leaders.....	512

Media Guide Covers	513-516
Opponent SID Contact Info, Media List.....	517
2022-23 TV/Photo Roster.....	518

MISCELLANEOUS CHARTS

Top 10 in Wins, Winning Percentage	86
Average ACC Finishes	87
Tar Heels in the Olympics	88
Academic All-Americans by School	89
Most Conference Championships.....	96
1,000-Point Scorers by School	96
McDonald's All-Americans	182

Special thanks to Jody Zeugner, who has spent countless hours providing updates, corrections and new record categories.

Also thanks to Matt Bowers, Rick Brewer, Lauren Brownlow, Nolan Hayes, Freddie Kiger, Dave Lohse, Adam Lucas, Ron Smith, Andy Fledderjohann and Brian Morrison (ACC), and J.D. Hamilton and Jenn Rodgers (NCAA) for their contributions.

Many of the photos were the work of Jeffrey Camarati, JD Lyon Jr., Robert Crawford, Bob Donnan, Jim Hawkins, Hugh Morton, Jack Morton, Peyton Williams and Maggie Hobson.

Please submit corrections to Steve Kirschner at stevekirschner@unc.edu.



MEDIA INFORMATION



CREREDENTIALS

Media seating in the Smith Center is located in section 212. Seats will be prioritized for media who regularly cover Carolina Basketball, the visiting team and national media.

Please make credential requests online at <https://bit.ly/453190V>

Single-game requests should be made at least 14 days prior to a scheduled game, especially if you want a parking pass mailed to you.

All photo/TV passes will be issued on a game-by-game basis. There are no season photo/TV passes.

Approved credentials may be picked up at media will call at Smith Center Entrance D, which will open 90 minutes before the scheduled starting time. Entrance D is closest to the reserved parking lot behind the natatorium and the Smith Center/basketball offices.

All briefcases, computer bags and photo equipment are subject to search.

MEDIA WORK ROOM

The media work room is located on the ground floor adjacent to the visiting team's locker room. Seats are assigned. Overflow seats are available in the hall outside the media room. Media may also choose to work from their seat in section 212.

MEALS

Meals are provided at most games. Check with Steve Kirschner in advance if you have questions. Soft drinks and water are available while supplies last. There is a beverage cooler located just outside the media workroom.

PHOTO SPOTS/PHOTO WORKSPACE

Photo spots are assigned by half. Note your assigned seat may change by half. Credentials for photographers and videographers will be issued on a game-by-game basis and will be numbered to match the space on the baseline where they are assigned to shoot.

Workspace for photographers and videographers will be available in or just outside the media work room on the ground floor adjacent to the visiting team's locker room.



To access credential application

ARENA WIFI

Wireless Internet access is available in the arena. Instructions for logging on will be emailed to credentialed media. Please do not publicize the network or password for WiFi access. Live stats are available at UNC.statbroadcast.com.

MEDIA PARKING

Media parking is located in the Bowles Lot on Skipper Bowles Drive. Parking, if requested and approved at least 14 days before the game, will either be mailed to you or you may pick up at the Athletic Communications office in advance. If you make your request fewer than 14 days before a scheduled game, we are unable to mail you the parking. To get a parking pass you would need to either pick up in person in advance or provide us your Fed Ex number. Please note, you must have a parking pass to enter the media lot on the day of a game. You can't park first and then get your parking pass at our office.

GPS Directions: Skipper Bowles Lot, S-11, UNC campus (there is no street address number for this lot).

POSTGAME INTERVIEWS

Carolina head coach Hubert Davis will conduct a postgame press conference in the media workroom. UNC players will be available for interviews in the team dining room just off the home tunnel.

Interviews with the visiting team at the Smith Center will be handled on a per-game basis. The visiting team may use the press room for an interview with the head coach, but it may choose to do so via Zoom or make its coach and players available for questions outside their locker room.

NON-GAMEDAY INTERVIEWS

Throughout the season, Davis and players will be available a day or two before select games. The schedule of these sessions will be updated throughout the season in UNC's media game notes.

Interview requests should be made through the athletic communications office. Contact Kirschner with interview requests for Coach Davis. Due to contractual obligations, Davis is unable to participate in live radio call-in shows.





Media should direct player interview requests to Matt Bowers (mattbowers@unc.edu, 919-619-7021). Player interviews typically occur before practice. Players are not available for interviews on game day or on non-practice days.

ACC COACHES ZOOM

Beginning January 8, Coach Davis will be available most Mondays for 10 minutes on the ACC media Zoom. Coaches do not participate if their teams play that evening.

To access the media central landing page on GoHeels.com

ONLINE & SOCIAL MEDIA

Carolina's official website is GoHeels.com, which features the media guide, record book, statistics, game notes, roster, schedule, archives and other information. Archived recordings of the weekly and postgame press conferences will be posted to the site. Follow the Tar Heels on Twitter and Instagram at @UNC_Basketball. A stats and notes Twitter feed is available at @UNCMBBStats.

TAR HEEL SPORTS PROPERTIES

Jones Angell is in his 13th year calling the play-by-play for the Tar Heel Sports Network. Dave Nathan and Adam Lucas join the broadcasts as pregame, halftime and postgame hosts/analysts.

Eric Montross, former Tar Heel All-America and an 18-year veteran on the radio broadcasts, will miss the 2023-24 season due to health reasons. A rotation of former Tar Heels will serve as analysts this season, including Joel Berry II, Pete Chilcutt, Marcus Ginyard and Tyler Zeller.

A complete station list is available at GoHeels.com – follow the Connect and Tar Heel Sports Network tabs.

Name (email, Twitter)

Jones Angell (jangell@unc.edu, @jonesangell)
 Dave Nathan (dnathan20@gmail.com, @davenathanonair)
 Adam Lucas (alucas8293@gmail.com, @jadamlucas)

Angell hosts Hubert Davis Live!, Carolina Basketball's weekly radio call-in show, and the coach's weekly TV highlights show. Check the multi-media tab on GoHeels.com for dates and times.

Angell and Lucas also co-host the Carolina Insider podcast (@carolina_pod).

VISITING & NATIONAL RADIO LOCATIONS

Radio rights-holders for opposing teams and national radio will broadcast from booth 110 at the back of the lower grandstand in the Smith Center. UNC provides an Ethernet line and one analog phone line for your use.

2023-24 PRESS CONFERENCE SCHEDULE (subject to change)

Day	Date	Game/Event	Time	Place
Fri	Oct 6	preseason media day	1:30 p.m.	Smith Center
Fri	Nov 3	three days before Radford	2 p.m.	press room
Tue	Nov 28	day before Tennessee	TBA	press room
Mon	Dec 4	day before UConn	2 p.m.	press room
Thu	Dec 14	two days before Kentucky	TBA	press room
Tue	Dec 19	day before Oklahoma	TBA	hotel in Charlotte
Fri	Jan 5	day before at Clemson	TBA	press room
Mon	Jan 8	ACC zoom	11:10 a.m.	
Tue	Jan 9	day before at NC State	TBA	press room
Mon	Jan 15	ACC zoom	11 a.m.	
Fri	Jan 19	day before at Boston College	TBA	press room
Fri	Jan 26	day before at Florida State	TBA	press room
Mon	Jan 29	ACC zoom	11 a.m.	
Fri	Feb 2	day before Duke	TBA	press room
Mon	Feb 5	ACC zoom	11 a.m.	
Fri	Feb 9	day before at Miami	TBA	press room
Mon	Feb 12	ACC zoom	11 a.m.	
Fri	Feb 16	day before Virginia Tech	TBA	press room
Mon	Feb 19	ACC zoom	11:10 a.m.	
Fri	Feb 23	day before at Virginia	TBA	press room
Fri	Mar 1	day before NC State	TBA	press room
Mon	Mar 4	ACC zoom	11 a.m.	
Thu	Mar 7	two days before at Duke	TBA	press room

No ACC zooms on January 22 (Wake Forest) and February 26 (Miami)



**STEVE
KIRSCHNER**



**MATT
BOWERS**

ATHLETIC COMMUNICATIONS

The Athletic Communications office is located on the second level of the Woody Durham Media and Communications Center, which is adjacent to the Dean E. Smith Center.

The mailing address is 380 Skipper Bowles Drive, Chapel Hill NC 27514.

Steve Kirschner, Senior Associate AD for Sports Information & Media Relations (contact for Hubert Davis interviews)

Direct Office Phone (919) 962-7258
 Cell Phone (919) 475-2695
 Email stevekirschner@unc.edu

Director of Website Management/Media Relations Matt Bowers

(contact for player interviews)
 Cell Phone (919) 619-7021
 Email mattbowers@unc.edu

Karen Sneed

(office manager/media will call)
 Email kwsneed@unc.edu

To Apply for Credentials SportsSystems.com/UNCBasketball
 Web Site GoHeels.com
 Carolina Basketball Twitter @UNC_Basketball
 Stats and Notes Twitter @UNCMBBStats
 Instagram UNC_Basketball
 YouTube UNC_Basketball



UNIVERSITY OF NORTH CAROLINA 2023-24 QUICK FACTS



GENERAL INFO

Location	Chapel Hill, NC 27514
Chartered	1789
Enrollment	31,705 (20,029 undergraduates)
Nickname	Tar Heels
School Colors	Carolina Blue & White
Affiliation	NCAA I
Conference	Atlantic Coast
Chancellor	Kevin Guskiewicz
Athletic Director	Bubba Cunningham
Men's Basketball Administrators	Clint Gwaltney (cgwaltney@unc.edu) Steve Kirschner (stevekirschner@unc.edu)
Arena	Roy Williams Court at the Dean E. Smith Center
First Game in the Smith Center	Jan. 18, 1986
Record in the Smith Center	463-86 (.843)
ACC Record in the Smith Center	240-68 (.779)
Capacity	21,750
Athletic Department Phone	(919) 962-6000
Ticket Office Phone	(919) 962-2296

CAROLINA BASKETBALL HISTORY

First Year of Basketball	1910-11
Seasons of Basketball	2023-24 is the 114th season
All-time Record	2343-852 (.733)
Years in NCAA Tournament	52
Last Appearance	2022, Final Four, 2nd place
NCAA Titles	6
1957, 1982, 1993, 2005, 2009, 2017	
NCAA Final Four Appearances	21
1946, 1957, 1967, 1968, 1969, 1972, 1977, 1981, 1982, 1991, 1993, 1995, 1997, 1998, 2000, 2005, 2008, 2009, 2016, 2017, 2022	
ACC Regular-Season First-Place Finishes	32
Outright – 1957, 1961, 1967, 1968, 1969, 1971, 1972, 1976, 1977, 1978, 1984, 1987, 1988, 1993, 2005, 2008, 2009, 2011, 2012, 2016, 2017; Shared – 1956, 1959, 1960, 1979, 1982, 1983, 1985, 1995, 2001, 2007, 2019	
ACC Tournament Championships	18
1957, 1967, 1968, 1969, 1972, 1975, 1977, 1979, 1981, 1982, 1989, 1991, 1994, 1997, 1998, 2007, 2008, 2016	

COACHES, BASKETBALL STAFF

Head Coach (Alma Mater, Year)	Hubert Davis (North Carolina, '92)
Record at Carolina	49-23, two seasons
Record Overall	same
Basketball Office Phone	(919) 962-1154
Davis Interviews	Contact Steve Kirschner/Athletic Communications or ACC Media Zooms, Weekly UNC Press Conferences
Assistant Coaches (Alma Mater, Year)	Brad Frederick (North Carolina '99) Jeff Lebo (North Carolina '89) Sean May (North Carolina '09)
Junior Varsity Coach	Sean May
Director of Recruiting	Pat Sullivan (North Carolina '95)
Director Player/Team Development	Marcus Paige (North Carolina '16)
Director of Basketball Operations	Eric Hoots (North Carolina '04)
Asst. Director of Operations	Kiersten Steinbacher (North Carolina '21)
Strength & Conditioning Coordinator	Jonas Sahratian (Western Michigan '97)
Athletics Trainer	Doug Halverson (North Carolina '02)

TEAM INFORMATION

2022-23 Record	20-13
2022-23 ACC Record	11-9
2022-23 ACC Finish	7th
2022-23 Final Rankings	not ranked
2023 ACC Tournament	quarterfinals (1-1)
2023 Post-Season	none

STARTERS RETURNING (2)

Armando Bacot (6-11, Graduate Student, Forward/Center, Richmond, Va.)
RJ Davis (6-0, Senior, Guard, White Plains, N.Y.)

STARTERS LOST (3)

Leaky Black (6-8, Graduate Student, Forward, Concord, N.C.)
Caleb Love (6-4, Junior, Guard, St. Louis, Mo.)
Pete Nance (6-10, Graduate Student, Forward, Akron, Ohio)

OTHER RETURNING PLAYERS (5)

Duwe Farris (6-7, Graduate Student, Forward, Charlotte, N.C.)
Rob Landry (6-4, Senior, Guard, Greensboro, N.C.)
Creighton Lebo (6-1, Senior, Guard, Greenville, N.C.)
Seth Trimble (6-3, Sophomore, Guard, Menomonee Falls, Wis.)
Jalen Washington (6-10, Sophomore, Forward, Gary, Ind.)

OTHERS LOST (8)

D'Marco Dunn (6-5, Sophomore, Guard, Tucson, Ariz.)
Puff Johnson (6-8, Junior, Forward, Moon Township, Pa.)
Beau Maye (6-8, Junior, Forward, Huntersville, N.C.)
Justin McKoy (6-8, Senior, Forward, Raleigh, N.C.)
Tyler Nickel (6-7, Freshman, Guard/Forward, Harrisonburg, Va.)
Will Shaver (6-10, R-Freshman, Center, Birmingham, Ala.)
Dontrez Styles (6-6, Sophomore, Guard/Forward, Kinston, N.C.)
Jackson Watkins (6-1, Senior, Guard, Richmond, Va.)

NEWCOMERS (7)

Elliot Cadeau (6-1, Freshman, Guard, West Orange, N.J.)
Zayden High (6-9, Freshman, Forward, Rockwell, Texas)
Harrison Ingram (6-7, Junior, Forward, Dallas, Texas)
James Okonkwo (6-8, Junior, Forward, Maidenhead, England)
Cormac Ryan (6-5, Graduate Student, Guard, New York, N.Y.)
Jae'Lyn Withers (6-9, Graduate Student, Forward, Charlotte, N.C.)
Paxson Wojcik (6-5, Graduate Student, Guard, Charleston, S.C.)

RETURNING STAT LEADERS (2022-23 stats)

Minutes Per Game	RJ Davis	35.0
Points	RJ Davis	532
Points Per Game	RJ Davis	16.1
Field Goals	Armando Bacot	185
Field Goal Percentage	Armando Bacot	.554 (185 of 334)
Three-Pointers	RJ Davis	63
Three-Point Percentage	RJ Davis	.438 (63 of 174)
Free Throws	Armando Bacot	139
Free Throw Percentage	RJ Davis	.881 (111 of 126)
Offensive Rebounds	Armando Bacot	134
Total Rebounds	Armando Bacot	334
Rebounds Per Game	Armando Bacot	10.4
Assists	RJ Davis	106
Assists Per Game	RJ Davis	3.2
Blocks	Armando Bacot	33
Steals	RJ Davis	36

MEDIA RELATIONS & SPORTS INFORMATION

Senior Associate AD	Steve Kirschner
Office and Cell Phones	(919) 962-7258 office, (919) 475-2695 cell
Email	stevekirschner@unc.edu
Director of Website Management/Media Relations	Matt Bowers
Cell Phone	(919) 619-7021
Email	mattbowers@unc.edu
To Apply for Credentials	SportsSystems.com/UNCBasketball
Web Site	GoHeels.com
X (Twitter)	@UNC_Basketball
Stats and Notes X (Twitter)	@UNCMBBStats
Instagram	UNC_Basketball
YouTube	UNCTarHeelsAthletics



2023-24 SCHEDULE



DAY	DATE	OPPONENT	SITE	TIME (Eastern)	TV/Streaming
Fri	Oct 27	Saint Augustine's (exhibition)	Chapel Hill	7:30 p.m.	ACCNX
Mon	Nov 6	Radford	Chapel Hill	7 p.m.	ACC Network
Sun	Nov 12	Lehigh	Chapel Hill	2 p.m.	ACC Network
Fri	Nov 17	UC Riverside	Chapel Hill	8 p.m.	ACC Network
Bad Boy Mowers Battle 4 Atlantis (Imperial Arena)					
Wed	Nov 22	vs. Northern Iowa	Paradise Island, The Bahamas	Noon	ESPN
Thu	Nov 23	vs. Texas Tech or Villanova	Paradise Island, The Bahamas	Noon or 5 p.m.	ESPN or ESPN2
Fri	Nov 24	vs. Arkansas, Memphis, Michigan or Stanford	Paradise Island, The Bahamas		
ACC-SEC Challenge					
Wed	Nov 29	Tennessee	Chapel Hill	7:15 p.m.	ESPN
Sat	Dec 2	Florida State	Chapel Hill	2 p.m.	ACC Network
Jimmy V Classic (Madison Square Garden)					
Tue	Dec 5	vs. Connecticut	New York, N.Y.	9 p.m.	ESPN
CBS Sports Classic (State Farm Arena)					
Sat	Dec 16	vs. Kentucky	Atlanta, Ga.	5:30 p.m.	CBS
Jumpman Invitational (Spectrum Center)					
Wed	Dec 20	vs. Oklahoma	Charlotte, N.C.	9 p.m.	ESPN
Fri	Dec 29	Charleston Southern	Chapel Hill	8 p.m.	ACC Network
Tue	Jan 2	at Pittsburgh (Petersen Events Center)	Pittsburgh, Pa.	7 p.m.	ESPN, ESPN2 or ESPNU
Sat	Jan 6	at Clemson (Littlejohn Coliseum)	Clemson, S.C.		ESPN2
Wed	Jan 10	at NC State (PNC Arena)	Raleigh, N.C.	8 p.m.	ESPN
Sat	Jan 13	Syracuse	Chapel Hill	1 p.m.	ESPN
Wed	Jan 17	Louisville	Chapel Hill	9 p.m.	ACC Network
Sat	Jan 20	at Boston College (Conte Forum)	Chestnut Hill, Mass.	2:15 p.m.	The CW
Mon	Jan 22	Wake Forest	Chapel Hill	7 p.m.	ESPN
Sat	Jan 27	at Florida State (Donald L. Tucker Center)	Tallahassee, Fla.	2 p.m.	ESPN or ESPN2
Tue	Jan 30	at Georgia Tech (McCasmish Pavilion)	Atlanta, Ga.	7 p.m.	ESPN, ESPN2 or ESPNU
Sat	Feb 3	Duke	Chapel Hill	6:30 p.m.	ESPN
Tue	Feb 6	Clemson	Chapel Hill	7 p.m.	ESPN, ESPN2 or ESPNU
Sat	Feb 10	at Miami (Watsco Center)	Coral Gables, Fla.	4 p.m.	ESPN or ESPN2
Tue	Feb 13	at Syracuse (JMA Wireless Dome)	Syracuse, N.Y.	7 p.m.	ESPN, ESPN2 or ESPNU
Sat	Feb 17	Virginia Tech	Chapel Hill	2 p.m.	ACC Network
Sat	Feb 24	at Virginia (John Paul Jones Arena)	Charlottesville, Va.	2 or 4 p.m.	ESPN or ESPN2
Mon	Feb 26	Miami	Chapel Hill	7 p.m.	ESPN
Sat	Mar 2	NC State	Chapel Hill	4 p.m.	ESPN
Tue	Mar 5	Notre Dame	Chapel Hill	7 p.m.	ACC Network
Sat	Mar 9	at Duke (Cameron Indoor Stadium)	Durham, N.C.	6:30 p.m.	ESPN

Atlantic Coast Conference Championship (Capital One Arena)
 Tue-Sat Mar 12-16 Washington, DC

NCAA Tournament

First Four: March 19&20– Dayton, Ohio

First & Second Rounds: March 21&23– Charlotte, N.C.; Omaha, Neb.; Pittsburgh, Pa.; Spokane, Wash.; March 22&24– Brooklyn, N.Y.; Indianapolis, Ind.; Memphis, Tenn.; Salt Lake City, Utah

Regionals: March 28&30– East: Boston, Mass.; Los Angeles, Calif.; March 29&31– Midwest: Detroit, Mich.; Dallas, Texas

Final Four: April 6&8– Glendale, Ariz.

Home games at the Dean E. Smith Center

All times are Eastern





2023-24 ROSTERS



ALPHABETICAL

No.	Player	Yr.	Pos.	Ht.	Wt.	Hometown	Previous College/High School
5	Armando Bacot	Gr.	F/C	6-11	240	Richmond, Va.	IMG Academy (Bradenton, Fla.)
2	Elliot Cadeau	Fr.	G	6-1	180	West Orange, N.J.	Link Academy (Branson, Mo.)
4	RJ Davis	Sr.	G	6-0	180	White Plains, N.Y.	Archbishop Stepinac
34	Duwe Farris	Gr.	F	6-7	210	Charlotte, N.C.	Myers Park
1	Zayden High	Fr.	F	6-9	225	Rockwell, Texas	AZ Compass Prep (Chandler, Ariz.)
55	Harrison Ingram	Jr.	F	6-7	235	Dallas, Texas	Stanford/St. Mark's School
22	Rob Landry	Sr.	G	6-4	190	Greensboro, N.C.	North Carolina School of Science & Math (Durham, N.C.)
14	Creighton Lebo	Sr.	G	6-1	180	Greenville, N.C.	Greenfield School (Wilson, N.C.)
32	James Okonkwo	Jr.	F	6-8	240	Maidenhead, England	West Virginia/Furze Platt Senior School
3	Cormac Ryan	Gr.	G	6-5	195	New York, N.Y.	Notre Dame/Milton Academy (Milton, Mass.)
7	Seth Trimble	So.	G	6-3	195	Menomonee Falls, Wis.	Menomonee Falls
13	Jalen Washington	So.	F	6-10	230	Gary, Ind.	West Side Leadership Academy
24	Jae'Lyn Withers	Gr.	F	6-9	215	Charlotte, N.C.	Louisville/North Mecklenburg (Huntersville, N.C.)
8	Paxson Wojcik	Gr.	G	6-5	195	Charleston, S.C.	Brown/La Lumiere School (La Porte, Ind.)

Head Coach: Hubert Davis (12th year at UNC, 3rd year as head coach)

Assistant Coaches: Brad Frederick (11th year at UNC, 7th year as assistant coach); Jeff Lebo (3rd year at UNC); Sean May (9th year at UNC, 3rd year as assistant coach, 1st year as JV coach)

Director of Recruiting: Pat Sullivan (7th season at UNC)

Director of Team and Player Development: Marcus Paige (1st season at UNC)

Director of Operations: Eric Hoots (20th year)

Director of Strength and Conditioning: Jonas Sahratian (20th year)

Athletics Trainer: Doug Halverson (11th year)

Assistant Director of Operations: Kiersten Steinbacher

Student Managers: Ragan Copeland (head manager), Sam Combs, James Rolf Blizzard, Jordan Carrier, Will Gurganious, GW Roehner, Avery Wilkerson

NUMERICAL

No.	Player	Yr.	Pos.	Ht.	Wt.	Hometown	Previous College/High School
1	Zayden High	Fr.	F	6-9	225	Rockwell, Texas	AZ Compass Prep (Chandler, Ariz.)
2	Elliot Cadeau	Fr.	G	6-1	180	West Orange, N.J.	Link Academy (Branson, Mo.)
3	Cormac Ryan	Gr.	G	6-5	195	New York, N.Y.	Notre Dame/Milton Academy (Milton, Mass.)
4	RJ Davis	Sr.	G	6-0	180	White Plains, N.Y.	Archbishop Stepinac
5	Armando Bacot	Gr.	F/C	6-11	240	Richmond, Va.	IMG Academy (Bradenton, Fla.)
7	Seth Trimble	So.	G	6-3	195	Menomonee Falls, Wis.	Menomonee Falls
8	Paxson Wojcik	Gr.	G	6-5	195	Charleston, S.C.	Brown/La Lumiere School (La Porte, Ind.)
13	Jalen Washington	So.	F	6-10	230	Gary, Ind.	West Side Leadership Academy
14	Creighton Lebo	Sr.	G	6-1	180	Greenville, N.C.	Greenfield School (Wilson, N.C.)
22	Rob Landry	Sr.	G	6-4	190	Greensboro, N.C.	North Carolina School of Science & Math (Durham, N.C.)
24	Jae'Lyn Withers	Gr.	F	6-9	215	Charlotte, N.C.	Louisville/North Mecklenburg (Huntersville, N.C.)
32	James Okonkwo	Jr.	F	6-8	240	Maidenhead, England	West Virginia/Furze Platt Senior School
34	Duwe Farris	Gr.	F	6-7	210	Charlotte, N.C.	Myers Park
55	Harrison Ingram	Jr.	F	6-7	235	Dallas, Texas	Stanford/St. Mark's School

PRONUNCIATIONS

Players

Armando Bacot (are-MAHN-doe BAY-cot)

Elliot Cadeau (kuh-DOE)

Duwe Farris (Dewey FAIR-us)

Zayden High (ZAY-din)

Creighton Lebo (KRAY-ton LEE-boe)

James Okonkwo (oh-CON-kwo)

Cormac Ryan (CORE-mack)

Jalen Washington (JAY-linn)

Jae'Lyn Withers (JAY-linn)

Paxson Wojcik (WO-jick)

Staff

Jeff Lebo (LEE-boe)

Jonas Sahratian (JOE-nus suh-RAY-shun)

Hometowns

Seth Trimble– Menomonee Falls, Wis. (muh-NAH-muh-nee)

SOCIAL MEDIA

Armando Bacot

Elliot Cadeau

RJ Davis

Duwe Farris

Zayden High

Harrison Ingram

Rob Landry

Creighton Lebo

James Okonkwo

Cormac Ryan

Seth Trimble

Jalen Washington

Jae'Lyn Withers

Paxson Wojcik

X (TWITTER)

@iget_buckets35

@ElliotCadeau

@ariidavis_

@Duwefarris

@zaydenh1gh

@Harrisoniingram

@LeboCreighton

@kingjmo_32

@sethtrimble1

@jalen_w13

@jaelynwithers

@paxsonwojcik

INSTAGRAM

armando

elllio

ariidavis_

duwefarris

zaydenhigh

harrison.ingram

roblandry15

creighton_lebo

kingjmo_32

cormac_ryan5

sethtrim

w._jalen

jaelynwithers

paxsonwojcik



1 – ZAYDEN HIGH
6-9, 225, Freshman, Forward, Rockwell, Texas



X: @zaydenh1gh
Instagram: zaydenhigh

Prep: Played his senior year of high school at Arizona Compass Prep in Chandler, Ariz., where he played for head coach Ed Gipson, and helped lead them to a 19-9 record • Compass advanced to the finals of the GEICO National Championships in Ft. Myers, Fla. • Most Valuable Player in the 2023 Hoop Hall Classic after Compass defeated Oak Hill Academy • Averaged 17.1 points and 9.2 rebounds over three seasons at Smithson Valley High School in Spring Beach, Texas • Averaged 21.0 points and 12.3 rebounds as a junior at Smithson

Valley • Played for JL3 Elite in the Nike EYBL

Personal: Born Michael Zayden High on 3/26/2004, in Amarillo, Texas • Son of Mike and Tawney High • His sister, Zailey, is an elite-level high school volleyball player.





2 – ELLIOT CADEAU
6-1, 180, Freshman, Guard, West Orange, N.J.



X: @ElliotCadeau
Instagram: elllio

Prep: Came to UNC after his junior year of high school at the Link Academy in Branson, Mo., where he played for Coach Bill Armstrong • Link won the GEICO Nationals championship in Ft. Myers, Fla., behind his tournament-record 29 assists in three games • Played UNC teammate Zayden High's team in the finals • Second-team Max Preps All-America in 2023 after averaging 10.9 points and 7.6 assists in leading Link to a 27-1 record • Scored 16 points in the finals as Link won the Bass Pro Shops Tournament of Champions

in Springfield, Mo. • Previously attended Bergen Catholic High School in Oradell, N.J., where he played for Coach Billy Armstrong • Did not play his sophomore year of high school due to an ankle injury • Played for New Heights (N.Y.) Lightning and averaged 15.7 points and 9.3 assists over the 17-game 2023 EYBL schedule • Was the offensive MVP in Dallas in the third EYBL session • Made the EYBL All-Underclassmen team in 2021, the EYBL third team in 2022 • 2020 Max Preps Freshman All-America • Plays for Sweden's national team • Was promoted to the senior team late in 2021 and made his debut vs. in 2023 vs. Germany in a World Cup qualifier • Won gold medals with the Swedish U-16 national team in the 2020 Baltic Sea Basketball Cup in Estonia, in 2021 at the U-18 Nordic Championship and in 2022 at the FIBA U-18 European Championship B Division in Romania, where he scored 36 points in the championship game • In 2022, he scored 40 points in a game and was the MVP at the U-18 Nordic Championship, where Sweden placed fourth.

Personal: Born Elliot Valentin Cadeau on Sept. 4, 2004, in Brooklyn • Son of James and Michelle Cadeau • Member of the academic honor roll • Speaks Swedish • His brother, Justin, plays tennis at Howard.





3 – CORMAC RYAN

6-5, 195, Grad Student, Guard, New York, N.Y.



Instagram: cormac_ryan5

Career: Team captain at Notre Dame in each of the last three seasons • Has scored 1,173 points and made 212 three-pointers in 116 games over four seasons • Played three years at the Milton Academy in Massachusetts before beginning his collegiate career at Stanford in 2018-19 (scored 14 points at UNC that season) • Transferred to Notre Dame, where he red-shirted in 2019-20 and then scored 964 points (10.5 per game) for the Irish from 2020-23 • Scored his 1,000 collegiate point on 1/21/23 against Boston College • Scored in double figures 57 times with 20 or more points

in six games • Went 10 for 13 from the floor, including 7 of 9 from three, and scored 29 points (all career highs) in an upset win over Alabama in the first round of the 2022 NCAA Tournament • Scored 28 points in a 2021 win at Duke • An 80.5% career shooter from the free throw line and made 212 of 603 threes (35.2%) • Made a three in 95 of 116 games, multiple threes 58 times and five or more in nine games • Totaled 21 threes over his final five games • Two-time Academic All-ACC honoree • First name pronounced CORE-mack.

2022-23 at Notre Dame: Averaged a career-best 12.3 points (19.0 in the last three games and 14.1 in the last 13), scoring in double figures 21 times, including 11 of the last 13 games • Made a career-high 63 three-pointers (2.0 per game) • Career highs in assists (79), blocks (13) and steals (41) • Scored a season-high 23 in Notre Dame's 70-52 win at Michigan State, when he scored 20 of the Irish's 42 first-half points and finished six for seven from three-point range • Scored 20 points in head coach Mike Brey's final home game in an upset win over No. 25 Pittsburgh • Season-high six three-pointers at Michigan State and five at NC State and at home vs. Virginia Tech • Career-high eight assists vs. Louisville • Shot a career-high 82.7% from the free throw line • Scored go-ahead basket with 9.5 seconds to play in win over Radford • Had 14 points, seven rebounds, three assists and two steals vs. Carolina • Started all 32 games and averaged 33.9 minutes per game.

2021-22 at Notre Dame: Averaged 9.2 points • Made 22 starts in 35 games and averaged 30.0 minutes per contest • Shot a career-best 40.4% from three-point range (57 of 140) • Helped lead Notre Dame to the second round of the NCAA Tournament • Scored in double figures 14 times, including three of the Irish's four postseason games • Career-high 29 points, most ever by a Brey player in an NCAA Tournament game, in the first-round win over No. 6-seed Alabama • Career-best 10 of 13 from the floor, including 7 of 9 from three, vs. the Tide • The seven three-pointers are the NCAA Tournament-record by a Notre Dame player • Scored 16 points in a career-high 46 minutes in double-overtime win over Rutgers in the NCAA First Four • Had three steals vs. Rutgers, one of which led to his field goal that gave the Irish the lead in the first overtime • Made all eight free throw attempts and scored 20 points in ACC quarterfinal vs. Virginia Tech • Made a three-pointer in 28 games, including multiple threes 16 times (eight of the last nine games) • Career-high 10 rebounds vs. Georgia Tech • Hit a pair of free throws with 39 seconds to play in three-point win at Howard • Scored 11 points in the Irish's win over UNC.

2020-21 at Notre Dame: Averaged 9.9 points • Started 16 of 25 games and averaged 29.5 minutes • Scored in double figures 12 times with a season-high 28 at Duke, when he made 10 of 16 from the floor, including 4 of 7 three-pointers • Scored 21 first-half points at Duke – in one stretch he scored 13 straight points for the Irish • Made a three-pointer in 21 of 25 games with multiple threes 12 times • Season-high five threes in six attempts at Pittsburgh • Season-high nine rebounds vs. NC State • Had 11 points, seven rebounds and three assists in the win over No. 11 Florida State • Scored 16 of Notre Dame's final 18 points vs. Virginia • Blocked a shot then had the assist on a buzzer-beating three by Trey Wertz to beat Wake Forest in the ACC quarterfinal.



2019-20 at Notre Dame: Red-shirted after transferring from Stanford.

2018-19 at Stanford: Started 17 of 24 games, averaging 8.7 points • Played for former UNC assistant coach Jerod Haase • Led the Cardinal with 48 three-pointers • Scored in double figures 10 times with highs of 19 vs. UCLA and 18 at Southern California • Made a three in 18 games with multiple threes 12 times • Made a season-high six threes at USC and five in his collegiate debut vs. Seattle and vs. UCLA.

Prep: Played his freshman year at Collegiate Prep in New York City and three seasons at Milton Academy in Milton, Mass. • Scored a school-record 1,423 points at Milton, where he was the New England Prep School Athletic Conference Class A Player of the Year in 2016-17 and 2017-18.

Personal: Born Cormac Joseph Ryan on Oct. 26, 1998, in New York City • Son of Michael and Rosemary Ryan • Has four siblings – Thomas (played at Yale), Owen, Summer (plays at Haverford) and Starling • At Notre Dame, he majored in management consulting in the Mendoza College of Business and finished his MBA in the spring of 2023 with a concentration in strategy and entrepreneurship • Is working toward a master's in applied professional studies.

RYAN'S STATS AT STANFORD																			
Year	GP-GS	Min.	Ave.	FGM-A	Pct.	3FGM-A	Pct.	FTM-A	Pct.	Off	Def	Reb	Ave.	A	TO	B	S	Pts	Ave.
2018-19	24-17	685	28.5	66-198	.333	49-155	.316	28-38	.737	8	75	83	3.5	45	38	4	24	209	8.7
RYAN'S STATS AT NOTRE DAME																			
Years	GP-GS	Min.	Ave.	FGM-A	Pct.	3FGM-A	Pct.	FTM-A	Pct.	Off	Def	Reb	Ave.	A	TO	B	S	Pts	Ave.
2020-21	25-16	737	29.5	84-217	.387	43-125	.344	37-45	.822	22	89	111	4.4	63	42	9	26	248	9.9
2021-22	35-22	1048	30.0	108-238	.454	57-140	.407	50-62	.806	24	143	167	4.8	65	38	7	31	323	9.2
2022-23	32-32	1084	33.9	134-328	.409	63-183	.344	62-75	.827	22	106	128	4.0	79	48	13	41	393	12.3
Totals	92-70	2870	31.2	326-783	.416	163-448	.364	149-182	.819	68	338	406	4.4	207	128	29	98	964	10.5
RYAN'S FOUR-YEAR COLLEGE STATS																			
Totals	GP-GS	Min.	Ave.	FGM-A	Pct.	3FGM-A	Pct.	FTM-A	Pct.	Off	Def	Reb	Ave.	A	TO	B	S	Pts	Ave.
	116-87	3554	30.6	392-981	.400	212-603	.352	177-220	.805	76	413	489	4.2	252	166	33	122	1173	10.1

CORMAC RYAN'S GAME-BY-GAME LOGS

2018-19 (Stanford)	FG	3FG	FT	REB	PF	PTS	A	TO	B	S	MP
Seattle•	5-8	5-6	1-1	1-3-4	2	16	1	1	0	2	32
at UNCW•	6-11	1-5	1-1	1-4-5	4	14	1	1	0	2	21
at North Carolina•	4-12	4-11	2-2	0-5-5	2	14	6	1	0	2	34
vs. Wisconsin•	1-9	0-6	0-0	0-1-1	2	2	0	1	1	0	31
vs. Florida•	4-10	4-9	0-0	0-2-2	2	12	1	2	1	2	32
vs. Middle Tenn St•	1-7	0-5	7-8	1-7-8	2	9	2	4	0	2	35
Portland State•	2-10	1-7	3-5	0-5-5	3	8	3	3	0	0	33
at Kansas	4-9	2-7	2-2	0-2-2	4	12	1	2	0	1	32
Eastern Washington•	4-6	4-6	0-0	1-6-7	1	12	2	2	0	0	37
San Jose State	DNP - sprained ankle										
at San Francisco	DNP - sprained ankle										
Long Beach State	DNP - sprained ankle										
at UCLA•	2-11	2-8	1-2	1-2-3	3	7	0	1	0	0	31
at USC•	6-13	6-11	0-0	0-0-0	2	18	5	1	0	2	38
Arizona•	1-3	0-1	0-0	0-1-1	3	2	1	1	0	1	20
Arizona State•	1-8	1-7	1-2	1-1-2	2	4	2	0	0	0	18
at Washington	DNP - sprained ankle										
at Washington State	DNP - sprained ankle										
Utah	DNP - sprained ankle										
Colorado	DNP - sprained ankle										
at California	2-4	2-3	1-2	0-2-2	0	7	1	2	0	0	21
at Oregon State	2-6	1-5	1-2	0-7-7	3	6	1	1	0	1	33
at Oregon•	0-4	0-3	0-0	0-2-2	3	0	1	2	0	0	29
USC•	0-5	0-5	2-2	0-1-1	3	2	1	2	0	2	23
UCLA	6-9	5-8	2-2	0-6-6	3	19	3	1	0	2	26
at Arizona State•	2-10	1-7	1-2	0-6-6	4	6	1	1	0	0	33
at Arizona	1-9	1-7	0-0	0-2-2	2	3	2	0	1	1	28
Washington State	5-9	4-8	0-0	0-2-2	2	14	2	0	0	0	19
Washington•	4-6	3-5	2-2	0-3-3	2	13	0	6	0	1	32
California•	3-11	2-10	0-0	1-2-3	4	8	6	3	1	3	30
vs. UCLA (Pac 12)	0-8	0-5	1-3	1-3-4	2	1	2	0	0	0	16

2020-21 (Notre Dame)	FG	3FG	FT	REB	PF	PTS	A	TO	B	S	MP
at Michigan State•	3-12	3-7	4-4	0-1-1	2	13	3	3	0	1	36
Detroit Mercy•	4-12	2-5	2-2	0-5-5	0	12	6	0	1	1	38
Ohio State•	5-8	2-5	3-4	0-3-3	3	15	4	1	0	0	39
at Kentucky•	2-8	1-4	1-1	2-6-8	1	6	4	2	0	1	38
Duke•	1-7	1-5	2-2	1-4-5	2	5	3	2	0	1	34
vs. Purdue•	5-13	4-11	0-0	1-2-3	4	14	4	4	0	0	35
Bellarmine•	2-7	1-4	2-2	1-4-5	2	7	1	2	1	0	22
Virginia•	0-4	0-3	0-0	2-2-4	3	0	0	2	0	1	28
at North Carolina•	2-8	1-6	0-0	0-3-3	2	5	5	1	0	1	38
at Virginia Tech•	3-10	2-8	2-4	1-6-7	2	10	4	1	0	2	31
at Virginia•	4-8	1-3	7-7	0-4-4	0	16	0	0	0	1	28
Boston College	3-11	2-5	2-2	1-4-5	1	10	3	1	0	2	28
at Miami•	1-3	1-3	2-2	0-0-0	1	5	2	0	0	2	23
Virginia Tech	DNP - sprained left foot										
at Pittsburgh	7-8	5-6	0-1	1-4-5	1	19	0	2	0	1	28
Wake Forest	5-9	3-5	0-0	1-2-3	3	13	3	0	2	3	26
at Georgia Tech	2-5	0-2	1-2	0-6-6	3	5	3	2	0	1	27
at Duke•	10-16	4-7	4-5	0-2-2	1	28	1	2	1	3	36
Miami•	1-6	1-6	0-0	0-2-2	2	3	2	2	2	0	22
at Syracuse	2-6	2-3	0-0	0-2-2	1	6	0	3	0	0	15
at Louisville	4-9	1-5	0-0	0-8-8	3	9	2	2	0	0	29
at Boston College•	3-8	0-4	1-1	1-3-4	4	7	4	3	0	0	24
NC State•	3-11	1-4	2-2	5-4-9	0	9	4	2	0	1	29
Florida State	4-9	3-6	0-1	2-5-7	3	11	3	2	1	1	30
vs. Wake Forest (ACC)	6-10	2-4	0-1	2-5-7	2	14	1	0	1	1	29
vs. North Carolina	2-9	0-4	2-2	1-2-3	1	6	1	3	0	2	22

2021-22 (Notre Dame)	FG	3FG	FT	REB	PF	PTS	A	TO	B	S	MP
Cal State Northridge•	1-4	0-2	2-2	1-3-4	2	4	2	1	0	1	34
High Point•	3-10	1-6	3-5	2-0-2	2	10	3	0	0	2	35
vs. Saint Mary's•	5-10	3-5	3-4	0-5-5	0	16	0	1	0	0	34
vs. Chaminade•	5-5	1-1	0-0	0-3-3	1	11	3	2	0	0	32
vs. Texas A&M•	2-7	1-6	2-2	1-2-3	0	7	3	2	1	1	34
at Illinois•	4-12	1-4	0-0	2-5-7	2	9	1	1	0	0	30
at Boston College•	1-7	1-5	0-0	0-1-1	0	3	2	2	0	0	27
Kentucky•	3-4	1-2	0-0	0-5-5	2	7	4	2	0	1	31
vs. Indiana•	1-9	0-5	1-2	1-5-6	3	3	2	1	0	1	30
Western Michigan	4-6	2-4	3-3	0-5-5	0	13	3	0	3	0	25
Texas A&M-	4-7	4-5	2-2	2-5-7	2	14	2	2	0	3	35
Corpus Christi											
at Pittsburgh	1-6	1-4	2-2	1-3-4	2	5	2	0	1	1	35
North Carolina	3-4	3-4	2-2	0-3-3	1	11	0	2	0	1	23
at Georgia Tech•	3-5	1-2	0-0	0-1-1	4	7	0	1	0	3	23
Clemson	2-7	2-6	0-1	0-7-7	4	6	0	1	0	1	25
at Virginia Tech	2-6	2-2	0-2	1-4-5	2	6	1	0	0	0	17
at Howard	2-6	0-3	2-3	0-2-2	4	6	0	0	0	0	25
at Louisville	2-5	2-3	0-0	0-5-5	2	6	2	1	0	0	24
NC State	0-3	0-3	4-4	1-7-8	3	4	1	2	0	2	27
Virginia	1-3	0-2	0-0	0-3-3	0	2	0	1	0	0	15
Duke	1-6	0-3	0-2	0-6-6	0	2	3	2	0	0	25
at Miami	2-6	1-4	2-2	2-5-7	1	7	2	1	0	1	22
at NC State	1-2	1-2	0-0	0-7-7	1	3	3	1	0	0	32
Louisville•	3-7	1-4	0-0	0-4-4	2	7	4	0	0	2	37
at Clemson•	5-8	3-4	0-0	2-4-6	1	13	1	1	0	2	35
Boston College•	3-8	1-3	5-5	4-2-6	4	12	3	4	0	0	36
at Wake Forest•	3-6	2-3	4-4	0-2-2	3	12	3	1	1	1	34
Syracuse•	6-9	2-5	2-2	0-5-5	2	16	2	0	0	1	30
Georgia Tech•	3-4	2-3	0-0	1-9-10	2	8	3	1	0	1	27
at Florida State•	2-5	0-2	0-0	0-6-6	1	4	3	0	0	1	29
Pittsburgh•	5-9	5-7	0-0	1-5-6	2	15	3	0	1	0	32
vs. Virginia Tech (ACC)•	5-9	2-5	8-8	1-4-5	4	20	1	0	0	2	35
vs. Rutgers (NCAA)•	7-12	2-6	0-0	0-1-1	2	16	2	1	0	3	46
vs. Alabama•	10-13	7-9	2-2	0-6-6	3	29	1	2	0	0	36
vs. Texas Tech•	3-8	2-6	1-3	1-3-4	4	9	0	2	0	0	34

2022-23 (Notre Dame)	FG	3FG	FT	REB	PF	PTS	A	TO	B	S	MP
Radford•	4-9	0-5	2-2	3-3-6	3	10	2	3	0	1	38
Youngstown State•	3-7	1-3	6-6	1-2-3	3	13	2	1	0	2	30
Southern Indiana•	2-7	2-3	7-8	0-5-5	3	13	3	2	0	0	29
Lipscomb•	3-9	1-5	0-0	2-1-3	1	7	4	1	1	3	38
Bowling Green•	3-9	0-4	2-2	0-6-6	2	8	1	0	1	0	39
vs. St. Bonaventure•	4-8	1-3	0-0	1-3-4	3	9	0	3	0	0	34
Michigan State•	8-11	6-7	1-2	0-3-3	3	23	0	2	0	0	40
Syracuse•	5-11	4-8	0-0	0-3-3	0	14	3	2	1	1	35
Boston University•	6-7	4-4	5-6	2-3-5	4	21	3	1	1	4	31
Marquette•	2-5	1-4	2-2	0-3-3	3	7	2	1	0	0	26
vs. Georgia•	5-9	3-5	2-3	1-5-6	1	15	4	2	0	1	33
at Florida State•	6-13	3-6	2-3	0-6-6	1	17	2	1	0	0	38
Jacksonville•	2-9	1-6	1-1	0-0-0	2	6	1	1	0	1	32
Miami•	2-10	2-8	2-2	0-9-9	2	8	5	1	1	0	35
at Boston College•	5-11	1-6	0-0	2-3-5	0	11	0	1	0	1	34
at North Carolina•	3-12	2-5	0-0	1-5-6	2	8	2	2	1	1	28
Georgia Tech•	5-12	1-4	0-0	1-1-2	1	11	3	1	2	2	40
at Syracuse•	1-6	1-5	0-0	0-2-2	4	3	3	0	2	1	26
Florida State•	2-7	0-4	2-4	2-4-6	3	6	2	1	0	2	31
Boston College•	4-10	3-7	2-4	1-2-3	1	13	4	3	0	3	29
at NC State•	6-8	5-6	2-2	0-4-4	4	19	2	1	0	0	37
Louisville•	4-8	2-5	1-1	0-4-4	3	11	8	1	0	3	35
Wake Forest•	5-13	0-3	2-3	1-0-1	3	12	2	3	0	2	30
at Georgia Tech•	3-13	1-6	6-6	1-4-5	1	13	3	0	0	0	34
Virginia Tech•	6-10	5-9	0-0	0-2-2	2	17	3	2	0	0	37
at Duke•	2-8	2-6	1-2	0-4-4	1	7	2	0	2	1	34
at Virginia•	3-7	2-6	0-0	0-2-2	1	8	2	0	0	2	35
North Carolina•	6-18	2-8	0-0	2-5-7	2	14	3	3	0	2	38
at Wake Forest•	4-12	1-7	3-5	0-4-4	5	12	2	1	1	4	36
Pittsburgh•	6-17	2-9	6-6	1-3-4	3	20	4	1	0	1	37
at Clemson•	7-18	2-10	3-3	0-2-2	2	19	2	2	0	1	32
vs. Virginia Tech (ACC)•	7-14	2-6	2-2	0-3-3	3	18	0	5	0	2	34



4 – RJ DAVIS

6-0, 180, Senior, Guard, White Plains, N.Y.



X: @ariidavis_
Instagram: ariidavis_

Career: Compiled 1,304 points, 161 three-pointers and 304 assists in 101 games • Averaging 12.7 points, 1.6 three-pointers and 3.0 assists • Scored his 1,000th point in his 83rd game on 1/4/23 vs. Wake Forest • Scored in double figures 71 times (UNC 47-24 in those games) • Scored 20 or more 12 times (UNC 10-2) • Made multiple three-pointers 47 times (UNC 35-12) with a high of six vs. Brown as a sophomore • Led UNC in scoring 19 times and assists 43 times • Carolina's all-time leader in free throw percentage and 19th

in ACC history (.850) • Became the first Tar Heel with at least 10 assists in one NCAA Tournament game and 30 points in the next with 12 assists vs. Marquette and 30 points vs. Baylor in the 2022 first and second round games • Set career highs in scoring (30 vs. Baylor), rebounding (12 vs. Kansas) and assists (12 vs. Marquette) in the 2022 NCAA Tournament • Has the second-highest FT percentage in UNC history (25 or more attempts) in NCAA Tournament play (93.5%) • Four career doubles-doubles in points and rebounds.

2022-23: Carolina's Co-Most Valuable Player with Armando Bacot • Honorable mention All-ACC and second-team All-ACC Tournament • Academic All-ACC team • Led the ACC in free throw shooting (.881) and was 10th in scoring (career-high 16.1) • Was 23rd nationally in free throw percentage • Shot the third-highest free throw percentage in a season by a Tar Heel • Also led UNC in assists (106), three-point percentage (.362) and plus/minus (+190), was second in scoring, three-pointers (63) and steals (36) • Scored in double figures 29 times • UNC was 5-2 when he scored 20 or more • Season-high 27 points and five threes in home win vs. Wake Forest • Made multiple threes 18 times (UNC 13-5) • UNC went 6-3 when he made three or more 3FGs • Season-high five assists nine times (UNC 7-2) • Had more assists than turnovers in 18 of the last 23 games • Career-best 5.1 rebounds (eight or more seven times, including 10 vs. Gardner-Webb, Georgia Tech and Virginia) • Made 38 for 72 (.528) from the floor in his last six games and 16 of 31 (.516) from three over his last five games • Averaged 21.0 points, made 15 of 26 FGs (.577) and 8 of 14 threes (.571) in two ACC Tournament games.

2022-23 Game Highlights: Game-high 24 points (8-14 FG, 4-8 3FG) in the ACC quarterfinal loss to Virginia • Scored 12 of UNC's 24 first-half points vs. the Cavaliers • Hit three 3FGs and scored 17 at home vs. Duke • Tied the game at 43 with a three, gave UNC a 46-45 lead with another three and a 55-54 lead with a 17-foot jumper • Game-high 19 points and four assists at Florida State • Ended FSU's 9-0 run with a floater in the lane with 2:21 to play that gave UNC a six-point lead and hit a jumper with 51 seconds left to up the lead to eight • Hit two threes, scored 16 points and led UNC with 10 rebounds in the win over No. 6 Virginia (third double-double this season) • Sparked the early second-half comeback at Notre Dame with two quick steals, a driving layup and assist and made the shot of the game with 49 seconds to play to give UNC a 59-56 lead • Led UNC with 23 points vs. Miami, but was the first time in his career he scored 20 in a loss • Ended a 2 for 19 slide from three-point range with a 4 for 10 effort vs. Clemson • Took a charge, which was ruled a flagrant foul, with 10 seconds to play to secure the win at Syracuse • Became first Tar Heel ever to score 24 or more points on fewer than nine field goal attempts when he went 14 for 14 from the free throw line and scored a game-high 26 points vs. NC State • Tied the third-best free throw performance in UNC history • Made four threes and totaled 18 points vs. Boston College, his fifth straight game with multiple three-pointers • Led UNC with five assists vs. Notre Dame and hit a key jumper to begin a 7-0 Tar Heel run after the



Irish cut a 14-point deficit to seven in the second half • Scored 22 of his season-high 27 points in the second half vs. Wake Forest, including nine of UNC's first 13 points to begin the half • On three straight possessions after the Deacs took their final lead of the game, Davis had a steal that led to UNC's go-ahead basket, an assist on a Bacot basket and a three-pointer to give the Tar Heels a six-point lead • Made four threes, tied his season high with five assists and scored 19 points vs. Michigan • Made three first-half threes vs. the Wolverines, more than he made in any previous game this season • Driving bank shot with 49 seconds to play gave a UNC a 75-71 lead • Gave UNC its first lead in nearly 32 minutes with a three-pointer with 1:29 to play in the second half in the win over Ohio State • Scored eight of UNC's 10 points in one critical stretch over the last four and half minutes of regulation • Finished with 21 points, eight boards and four assists vs. the Buckeyes • Went 4 for 4 from the line in overtime • Scored 13 of his game-high 22 points in the first half vs. Georgia Tech (his second 20-point game of the season and second double-double) • Made 6 of 11 FGA (6 of 7 two-pointers) for 18 points at Virginia Tech • Had 19 points, nine rebounds and three steals in 50 minutes vs. Alabama • Clutch jumper with 24 seconds to play gave UNC a two-possession lead in the win over Portland • Game- and season-high 21 points and five assists vs. James Madison • Second career double-double with 14 points and 10 rebounds vs. Gardner-Webb • Shared team scoring honors with 17 points vs. UNCW

2021-22: UNC's Co-Most Improved Player with Caleb Love (Danny Green Award) • Named to CoSIDA Academic All-District 3 team • Started every game and averaged 13.5 points and 3.6 assists • Led the team with 142 assists and 40 steals, was second free throw percentage (.833) and three-point percentage (.367), third in three-pointers (66) and fourth in scoring • Averaged 14.7 points over a team-high 37.7 minutes per game, had 30 assists/12 turnovers and made 29 for 31 from the free throw line in the NCAA Tournament • The 30 assists and 5.0 assists per game are the sec-

Year	GP-GS	Min.	Ave.	DAVIS'S STATS										Pts	Ave.				
				FGM-A	Pct.	3FGM-A	Pct.	FTM-A	Pct.	Off	Def	Reb	Ave.			A	TO	B	S
2020-21	29-10	644	22.2	79-226	.350	32-99	.323	55-67	.821	12	54	66	2.3	56	54	2	19	245	8.4
2021-22	39-39	1321	33.9	178-419	.425	66-180	.367	105-126	.833	22	144	166	4.3	142	74	8	40	527	13.5
2022-23	33-32	1153	35.0	179-409	.438	63-174	.362	111-126	.881	20	147	167	5.1	106	62	2	36	532	16.1
Totals	101-81	3119	30.9	436-1054	.414	161-453	.355	271-319	.850	54	345	399	4.0	304	190	12	95	1304	12.9



and most by a Tar Heel in a six-game NCAA Tournament series • UNC was 15-4 when he scored 15 or more points • Eighth in the ACC in assist/turnover ratio (1.9) and ninth in assists • Scored in double figures 28 times • Scored 15 or more points in 13 of 20 ACC games • Shot 44.8% from the floor, 40.3% from three and had 116 assists/50 turnovers in UNC's wins • Led UNC in scoring four times, assists 16 times and plus/minus 10 times • Made multiple threes 19 times (UNC 15-4), including six vs. Brown and five vs. Syracuse and Baylor • Played the entire game three times (45 minutes vs. Baylor and 40 at Duke and vs. Kansas).

2021-22 Game Highlights: Career-high 12 rebounds (six offensive) and first career double-double with 15 points to share team scoring honors with Armando Bacot in the national championship game vs. Kansas • Scored 11 first-half points as UNC built a 40-25 halftime lead over the Jayhawks • Scored 14 of his 18 points in the first half and had four assists and just one turnover in 36 minutes in the national semifinal win over Duke • Career-high 30 points, six assists and five rebounds vs. Baylor • The 13th Tar Heel to score 30 points in an NCAA game • Hit four threes and scored 17 points in the first half to help UNC build a 13-point halftime lead • Three-point play with 1:18 left in overtime gave UNC a 91-85 lead • First Tar Heel to play all 45 minutes of an overtime game in at least 50 years • Career-high 12 assists and only one turnover in first round win over Marquette • Most assists by a Tar Heel all season, most since Kendall Marshall had 12 vs. Maryland in the 2012 ACC Tournament and equaled the second-most by a Tar Heel in an NCAA Tournament game.

Then-career-high eight rebounds and six assists in ACC quarterfinal win over Virginia • Arguably his finest performance as a Tar Heel in the win at No. 4 Duke, playing all 40 minutes directing an offense that scored 94 points (55 in the second half) • Scored 21 points on 9 of 16 from the floor and had four assists and two steals • Became one of three Tar Heels ever to play 40 or more minutes at Duke, score 20 points and have two or fewer turnovers (with Donald Williams in 1995 and Brady Manek) • Led UNC with 11 points in the first half, including a three at the buzzer which cut Duke's lead to two • Coast-to-coast drive and layup tied the game for the final time at 61 • Scored five straight points to stretch the lead to six with 4:29 to play and set up Manek for a corner three to make it 79-71 • Five threes, five assists and 17 points, including a three that gave UNC an eight-point lead in OT in win over Syracuse • Game-high six assists, no turnovers and 16 points in 37 minutes in two-point win at Clemson • Scored 16 first-half points and finished with 21 points and six assists in home win over Georgia Tech • First time a Tar Heel ever went 0 for 10 from the floor in one game and scored 20 or more points in the next • Scored 17 points on a perfect shooting day at Boston College (5-5 FG, 2-2 3FG, 5-5 FT) • Game-high 23 points and five assists at Georgia Tech • Made four threes and went 8 for 11 from the floor • Earned all-tournament honors at the Hall of Fame Tipoff after averaging 16.0 points vs. Purdue and Tennessee • Career-high six threes and 26 points in 94-87 win over Brown.

2020-21: Academic All-ACC team honoree • Fifth on the team in scoring at 8.4 points per game • Averaged 10.3 ppg over the last eight games • Scored in double figures 14 times with a high of 19 vs. Virginia Tech in the ACC quarterfinals • Led UNC in scoring three times (UNLV, at Florida State, Virginia Tech) • Third on the team in three-pointers with 32 • Made multiple 3FGs 10 times with a high of four vs. Virginia Tech • Season-high eight assists at Iowa • Led the team in free throw percentage among those with 50 or more attempts (.821) • Converted a team-high 84.4 percent from the FT line in the 18 wins • Made 36 of his last 41 from the free throw line (.878) • Was 11th in the ACC in free throw percentage in league play • Won Carolina's defensive player of the game award against Wake Forest, at Pittsburgh, at Syracuse and vs. Virginia Tech,

2020-21 Game Highlights: Made all three free throws to give Carolina a 64-62 lead over Florida State with 3:15 to play in the ACC Tournament semifinal • Led UNC in scoring with a season-high 19 points, 14 of which came in the second half, and was the defensive player of the game in quarterfinal win over Virginia Tech • Scored six straight points to give UNC a 56-49 lead with 9:46 to play, then hit threes with 4:12 and 1:08 to play to push the lead into double digits • Made two threes and scored 12 points in the win over Florida State • Made two threes, had three assists and was plus 24 against Louisville • Scored all 10 of his points in the second half in the win over NC State, including eight straight points for the Tar Heels in a span of 2:13 that gave UNC its biggest lead of the game at 59-45 • Scored in double figures for the third game in a row with 13 and won his first defensive player of the game award vs. Wake Forest • ACC Freshman of the Week for January 11-17 for his play against Syracuse and Florida State • Tied his then-season high with 16 points at Florida State • Scored 12 points and led UNC with a plus 14 in the win over Syracuse • Made two 3FGs vs. the Orange, including one with 10:47 to play that sparked a 13-0 UNC run after the Orange had taken its largest lead of the game at 56-51 • Led UNC with a plus 10 in the one-point win over Notre Dame • Made his first start at the point at Georgia Tech • Led UNC in scoring for the first time with 16 points vs. UNLV • The fourth two-guard to start in his first game as a freshman under Roy Williams with Marcus Ginyard, Wayne Ellington and Justin Jackson • Scored 11 points vs. Charleston in his college debut.

Prep: The 2020 Gatorade High School Player of the Year in New York • Named New York's Mr. Basketball by the Basketball Coaches Association of New York, the first player in his school's history to win the award • Played for Coach Patrick Massaroni at Archbishop Stepinac High School in White Plains, N.Y. • Member of the National Honor Society • Selected to play in the McDonald's All-American Game, Jordan Brand Classic, Iverson Classic and BallisLife All-American Game • Set the all-time prep scoring record in Westchester County with 2,446 career points, topping the previous record set by Danya Abrams, who went on to play at Boston College • Fifth-most points ever in the Catholic High School Athletic Association, which is comprised of Catholic high schools in New York City, Long Island, Westchester and Buffalo (the largest Catholic high school athletic league in the United States) • Abrams' Westchester County scoring record stood for 27 seasons • Senior season ended early due to the coronavirus, just after Stepinac had won the CHSAA's Archdiocesan title and was preparing to play in the state quarterfinals • Had 18 points, 11 rebounds and eight assists in the Archdiocese championship game win over top-seeded St. Raymond's • Named The (Westchester) Journal News' Player of the Decade for the 2010s • Was named the CHSAA's MVP in 2020 after being named first-team all-league as a sophomore and junior • As a senior, averaged 26.5 points, 8.0 rebounds, 5.3 assists and 2.1 steals while making 34 percent of his three-point attempts • Teamed with Duke signee A.J. Griffin at Archbishop Stepinac • Led Stepinac to Archdiocese, city and state (2017 and 2018) titles and won the Torrey Pines Classic • Averaged 25.4 points as a junior.

Personal: Born RJ Davis on Oct. 21, 2001, in White Plains, N.Y. • Son of Robert and Venessa Davis • His dad scored 2,118 points (without a three-point shot) from 1982-86 at Mercy College in Dobbs Ferry, N.Y., and still holds the school's career scoring record • Majoring in exercise and sports science/sports administration with a minor in history • Wears No. 4 because his birthday (10/21) adds up to 4 (1-0-2-1) • Wore that number as a high school sophomore when Stepinac won city and state titles • Also played football and soccer.

RJ DAVIS'S GAME-BY-GAME LOGS

2020-21	FG	3FG	FT	REB	PF	PTS	A	TO	B	S	MP
Coll. of Charleston•	4-9	1-3	2-4	2-2-4	3	11	1	1	0	1	27
vs. UNLV•	5-9	3-4	3-3	2-4-6	1	16	1	1	0	0	28
vs. Stanford•	3-8	2-4	2-2	1-2-3	3	11	1	3	0	0	27
vs. Texas•	3-11	0-2	5-7	1-3-4	2	11	3	3	0	1	33
at Iowa•	4-8	2-5	2-4	0-2-2	1	12	8	3	0	0	34
NC Central•	2-10	0-5	2-2	0-1-1	2	6	3	3	0	0	33
vs. Kentucky•	1-6	1-4	0-1	0-0-0	2	3	1	0	0	0	16
at NC State•	5-14	1-4	0-0	0-3-3	2	11	3	3	0	0	36
at Georgia Tech•	1-7	1-3	2-2	0-3-3	2	5	3	3	0	0	24
Notre Dame	1-6	1-6	0-0	0-3-3	0	3	2	2	0	0	23
at Miami•	1-5	0-2	0-0	0-0-0	2	2	0	3	0	0	14
Syracuse•	3-8	2-6	4-4	1-1-2	0	12	1	0	0	2	22
at Florida State	6-9	2-3	2-2	0-4-4	1	16	3	1	0	1	20
Wake Forest	4-7	0-0	5-6	1-1-2	2	13	0	1	1	2	17
NC State	3-6	1-1	3-5	1-1-2	1	10	3	2	0	0	16
at Pittsburgh	2-7	1-3	0-0	0-0-0	1	5	3	2	0	0	21
at Clemson	0-3	0-2	0-0	0-2-2	2	0	2	1	0	1	12
at Duke	0-5	0-3	0-0	0-2-2	0	0	2	0	0	0	15
at Virginia	3-8	0-2	0-0	1-0-1	2	6	0	2	0	2	24
Northeastern	0-4	0-1	4-4	1-1-2	2	4	3	0	0	1	16
Louisville	2-5	2-4	0-0	0-0-0	1	6	3	1	0	0	18
Marquette	4-10	2-4	1-2	0-2-2	3	11	1	4	0	1	18
Florida State	3-11	2-7	4-4	0-3-3	1	12	1	5	0	1	23
at Syracuse	3-9	1-3	2-2	0-1-1	2	9	3	4	0	1	23
Duke	1-3	0-0	3-4	0-2-2	2	5	0	2	0	0	17
vs. Notre Dame (ACC)	5-9	2-5	2-2	0-2-2	0	14	0	0	0	3	19
vs. Virginia Tech	6-10	4-7	3-3	0-4-4	1	19	1	2	0	1	25
vs. Florida State	2-10	0-3	3-3	0-1-1	2	7	2	2	0	1	24
vs. Wisconsin (NCAA)	2-9	1-3	0-0	1-3-4	2	5	2	0	1	0	22
2021-22	FG	3FG	FT	REB	PF	PTS	A	TO	B	S	MP
Loyola Maryland•	2-5	1-2	1-1	0-5-5	4	6	5	2	0	1	23
Brown•	9-17	6-9	2-2	0-2-2	2	26	6	1	0	0	36
at Charleston•	2-3	0-1	2-3	1-1-2	3	6	4	2	0	1	21
vs. Purdue•	6-12	2-5	4-4	0-7-7	2	18	4	1	0	0	34
vs. Tennessee•	3-11	2-3	6-7	0-4-4	2	14	4	4	0	1	35
UNC Asheville•	5-11	2-6	0-0	0-5-5	3	12	1	4	0	2	30
Michigan•	4-11	1-3	0-0	0-2-2	1	9	1	1	0	1	28
at Georgia Tech•	8-11	4-6	3-3	0-5-5	3	23	5	3	0	1	35
Elon•	4-10	1-4	2-3	0-5-5	2	11	0	3	0	2	30
Furman•	2-8	0-3	2-5	0-3-3	1	6	7	1	0	0	36
vs. Kentucky•	3-8	0-3	4-6	0-1-1	1	10	3	2	0	1	30
App State•	7-10	1-1	0-0	0-3-3	1	15	2	1	0	2	34
at Boston College•	5-5	2-2	5-5	0-3-3	2	17	3	2	0	0	29
at Notre Dame•	6-12	3-7	4-4	0-3-3	2	19	5	2	0	1	39
Virginia•	0-10	0-5	2-2	0-5-5	2	2	4	0	1	1	38
Georgia Tech•	8-11	4-6	1-2	2-3-5	1	21	6	2	0	1	29
at Miami•	3-10	0-3	3-3	1-4-5	1	9	0	4	1	0	29
at Wake Forest•	6-12	2-4	4-5	2-3-5	3	18	3	2	0	0	31
Virginia Tech•	3-9	1-4	8-9	0-4-4	3	15	2	1	1	1	38
Boston College•	4-9	1-5	4-4	0-7-7	3	13	0	3	0	0	34
NC State•	6-8	3-4	2-4	1-2-3	1	17	4	1	0	1	28
at Louisville•	6-15	4-8	2-2	0-4-4	4	18	5	2	1	1	43
Duke•	4-11	0-3	3-4	1-1-2	2	11	2	1	0	2	32
at Clemson•	6-11	3-4	1-2	0-3-3	2	16	6	0	0	0	37
Florida State•	7-13	2-6	0-1	0-4-4	3	16	5	1	2	1	28
Pittsburgh•	1-6	0-2	1-2	0-1-1	3	3	2	2	0	4	35
at Virginia Tech•	4-10	2-6	0-0	1-5-6	1	10	2	2	0	1	32
Louisville•	5-11	2-5	4-4	0-1-1	4	16	2	0	0	3	36
at NC State•	3-8	0-3	0-0	0-3-3	2	6	3	1	0	1	38
Syracuse•	6-13	5-11	0-0	0-2-2	1	17	5	4	0	1	42
at Duke•	9-16	2-4	1-2	1-4-5	2	21	4	2	1	2	40
vs. Virginia (ACC)•	4-13	0-4	0-0	3-5-8	1	8	6	2	1	1	31
vs. Virginia Tech•	2-10	1-6	5-6	1-4-5	2	10	1	3	0	1	36
vs. Marquette (NCAA)•	1-10	1-5	1-2	1-3-4	0	4	12	1	0	0	30
vs. Baylor•	8-17	5-10	9-10	0-5-5	4	30	6	3	0	1	45
vs. UCLA•	3-11	1-4	5-5	1-6-7	2	12	3	2	0	0	37
vs. Saint Peter's•	2-11	0-4	5-5	0-4-4	4	9	3	2	0	4	39
vs. Duke•	6-13	2-4	4-4	0-7-7	4	18	4	1	0	0	36
vs. Kansas•	5-17	0-5	5-5	6-6-12	0	15	2	3	0	0	40

2022-23	FG	3FG	FT	REB	PF	PTS	A	TO	B	S	MP
UNCW•	6-11	1-3	4-4	0-4-4	2	17	1	1	0	1	37
Charleston•	4-8	1-4	2-2	1-2-3	3	11	5	3	1	0	35
Gardner-Webb•	4-13	2-6	4-4	2-8-10	2	14	3	2	0	3	35
James Madison•	7-16	2-7	5-6	0-2-2	2	21	5	2	0	0	34
vs. Portland•	4-11	1-3	4-4	0-3-3	1	13	5	1	0	0	32
vs. Iowa State•	5-14	1-7	4-4	1-2-3	3	15	1	2	0	1	32
vs. Alabama•	8-24	2-6	1-2	0-9-9	4	19	4	2	0	3	51
at Indiana•	4-11	1-2	2-2	1-6-7	2	11	2	3	0	1	33
at Virginia Tech•	6-11	0-4	6-7	0-4-4	4	18	1	2	1	2	35
Georgia Tech•	8-13	1-2	5-6	2-8-10	3	22	3	4	0	1	35
The Citadel•	2-6	2-4	0-0	0-2-2	2	6	3	1	0	0	20
vs. Ohio State•	6-13	1-5	8-9	1-7-8	3	21	4	3	0	2	40
vs. Michigan•	6-15	4-8	3-4	1-5-6	2	19	5	2	0	1	38
at Pittsburgh•	4-11	1-5	7-8	0-5-5	4	16	3	2	0	0	35
Wake Forest•	9-14	5-8	4-4	0-4-4	2	27	4	0	0	3	38
Notre Dame•	5-11	2-4	1-2	0-5-5	2	13	5	1	0	3	36
at Virginia•	6-12	3-5	1-2	1-2-3	3	16	1	4	0	1	35
at Louisville•	4-7	2-4	2-2	0-4-4	4	12	5	1	0	0	27
Boston College•	6-13	4-7	2-2	0-0-0	3	18	3	1	0	1	32
NC State•	5-8	2-4	14-14	0-4-4	2	26	0	3	0	0	37
at Syracuse•	4-9	1-4	0-2	1-5-6	3	9	5	1	0	2	35
Pittsburgh•	3-15	0-6	2-4	2-6-8	4	8	3	3	0	1	37
at Duke•	5-16	1-5	0-0	1-4-5	4	11	5	0	0	0	35
at Wake Forest•	4-12	0-4	8-8	1-4-5	3	16	5	3	0	1	31
Clemson•	5-12	4-10	3-4	0-2-2	3	17	4	3	0	0	30
Miami•	9-18	2-7	3-3	2-3-5	4	23	2	1	0	2	36
at NC State•	2-13	1-6	2-2	2-2-4	4	7	3	1	0	0	40
at Notre Dame•	5-10	0-4	2-2	0-8-8	4	12	1	1	0	2	33
Virginia•	5-10	2-4	4-4	0-10-10	3	16	4	2	0	0	37
at Florida State•	7-13	3-7	2-2	0-4-4	3	19	4	3	0	2	38
Duke	6-13	3-5	2-2	0-6-6	2	17	3	1	0	2	38
vs. BC (ACC)•	7-12	4-6	0-0	1-3-4	3	18	3	0	0	0	32
vs. Virginia•	8-14	4-8	4-5	0-4-4	3	24	1	3	0	1	38





5 – ARMANDO BACOT

6-11, 240, Grad Student, Forward/Center, Richmond, Va.



X: @iget_buckets35
Instagram: armando

2022-23 Honors
First-Team All-ACC
First-Team NABC, USBWA All-District
UNC's Co-Most Valuable Player (Dean Smith Award)
ACC Post-Graduate Scholarship Recipient

2021-22 Honors
NCAA All-Final Four, All-East Regional
NCAA East Regional Most Outstanding Player
Lute Olson NPOY Award Finalist
USA Today, CBS Sports Third-Team All-America

UNC's Most Valuable Player (Dean Smith Award)
First-Team All-ACC
First-Team NABC, USBWA All-District
Academic All-ACC
Athletic Director's Scholar-Athlete Award

2020-21 Honors
UNC's Most Valuable Player (Dean Smith Award) Third-Team All-ACC, All-ACC Tournament

Career: Graduated with a degree in exercise and sports science with a minor in business administration • Enrolled in the MBA certificate program • Carolina's all-time leader in rebounds (1,335) and double-doubles (68) • Set both records on 1/21/23 vs. NC State, breaking Tyler Hansbrough's rebounding record and Billy Cunningham's standard for double-doubles • Second at UNC in offensive rebounds (476) and offensive rebounds per game (3.61) and set a UNC-record 75 games with 10 or more rebounds • UNC is 48-20 when he has a double-double • Tied for third in ACC history with NC State's Ronnie Shavlik in double-doubles and is fifth in rebounds • Tied for 23rd in NCAA history in double-doubles • One of two Tar Heels in the last 50 seasons (with Sean May) and eight all-time to average a double-double in points (13.7) and rebounds (10.1) • One of two Tar Heels (with Sam Perkins) with 1,800 points, 1,000 rebounds and 150 blocks • Scored 1,809 points and blocked 160 shots • Is sixth in rebound average, ninth in blocks, ninth in made free throws and 14th in scoring by a Tar Heel • Passed Michael Jordan for 14th in scoring in the Duke game on 3/4/23 • Highest rebound average by a Tar Heel since Rusty Clark's 10.3 from 1966-69 • Has 20 games with at least 20 points and 10 rebounds and three with 25 and 15 • Grabbed 15 or more rebounds 22 times and 18 or more 10 times.

One of four Tar Heels – with Lennie Rosenbluth (1955-57), Billy Cunningham (1963-65) and Tyler Hansbrough (2006-08) to be UNC's Most Valuable Player three times • Shared the 2022-23 award with RJ Davis • Was the first to repeat since Marcus Paige in 2014 and 2015 • Scored in double figures 99 times (UNC 67-32) with a career-high 29 twice • Scored 20 or more 26 times (UNC 21-5) • Career-high 23 rebounds vs. JMU on 11/20/22 • Holds UNC record for rebounds in Elite 8, national semifinal and national championship games • Five or more offensive rebounds 43 times (UNC 30-13) • Broke Luke Maye's school record for most rebounds in consecutive seasons by 95 rebounds (845 in the last two seasons) • First Tar Heel to score at least 25 points and have 15 rebounds in a game in the current Madison Square Garden (28 points, 15 rebounds vs. Ohio State on 12/17/22) • Six-time ACC Player-of-the-Week honoree, which equals the third most by a Tar Heel with Phil Ford (only Antawn Jamison and Hansbrough have won more) • First player to lead UNC in field goal percentage three times since Perkins in 1981, 1983 and 1984.



2022-23: Earned third-team All-America honors by the Associated Press, USBWA, Sporting News and College Hoops Today • Finished in the top three in voting for ACC Player of the Year for the second year in a row and became the 19th Tar Heel to earn multiple first-team All-ACC honors • First Tar Heel to repeat as first-team All-ACC since Hansbrough (2006-09) • Finalist for the Kareem Abdul-Jabbar Award • NABC and USBWA All-District honoree • Won ACC Player-of-the-Week honors a league-leading three times (for his play vs. The Citadel/Ohio State, Wake Forest/Notre Dame and Boston College/NC State) • Received an honorary ACC Commissioners' Postgraduate Scholarship.

Led the ACC in rebounding (10.4), offensive boards (4.2) and double-doubles (19), was fifth in field goal percentage (.554) and 11th in scoring (15.9) • Nationally, was fourth in offensive rebounding, fifth in double-doubles and ninth in rebounding • Led UNC in field goal percentage and was second in blocks and third in scoring • Sixteen games with at least five offensive boards • Set the UNC single-season record for offensive rebounds per game for the second year in a row • Carolina was 11-8 when he had a double-double, 8-2 when he scored 20 points, 10-4 when he attempted at least 20 combined field goals and free throws and 12-4 when he attempted seven or more free throws • Scored 20 or more points in five straight games from December 17-January 7 • Season-high 28 points vs. Charleston and Ohio State and season/career best 23 rebounds vs. James Madison • Totaled 54 points in back-to-back wins over Ohio State (28) and Michigan (26) • Made 11 field goals in both games, the first Tar Heel to do that since Brice Johnson in 2015-16 • Drew 5.8 fouls per game with 10 or more three times (11 by Charleston and Pittsburgh in Chapel Hill and 10 by Boston College) • Did not play at Virginia Tech on 12/4 due to a right shoulder contusion, which he suffered in the first half at Indiana on 11/30 • First game missed (only second career) since his freshman

Year	GP-GS	Min.	Ave.	BACOT'S STATS										Pts	Ave.				
				FGM-A	Pct.	3FGM-A	Pct.	FTM-A	Pct.	Off	Def	Reb	Ave.			A	TO	B	S
2019-20	32-32	780	24.4	114-243	.469	0-0	-	80-124	.645	87	176	263	8.2	39	55	36	16	308	9.6
2020-21	29-28	660	22.8	137-218	.628	0-1	.000	83-125	.664	92	135	227	7.8	23	41	26	19	357	12.3
2021-22	39-39	1237	31.7	244-429	.569	1-8	.125	146-218	.670	163	348	511	13.1	59	77	65	33	635	16.3
2022-23	32-32	970	30.3	185-334	.554	0-6	.000	139-209	.665	134	200	334	10.4	45	71	33	19	509	15.9
Totals	132-131	3647	27.6	680-1224	.556	1-15	.067	448-676	.663	476	859	1335	10.1	166	244	160	87	1809	13.7



season • Sprained his left ankle 1:18 into the January 7 game at [Virginia](#) while grabbing an offensive rebound and was unable to play the rest of the game • Re-injured his left ankle in the ACC Tournament vs. Boston College, which limited him to a combined 14 points and nine rebounds in 39 minutes in the two games.

2022-23 Game Highlights: Tied career high with nine free throws (9 of 10) and had fourth career double-double vs. [Duke](#) with 17 points and 11 rebounds (and four blocks) • Scored 12 of his 16 points in the second half at [Notre Dame](#) • Grabbed five offensive boards in the second half, including a pair in the final three minutes that he converted for buckets in a one-possession game • Double-double vs. [NC State](#) (16/14) was his fifth career vs. NC State, which equals the most vs. any team (also Virginia Tech) • Led UNC with 14 points and 10 rebounds at [Duke](#), but did not attempt a field goal in the last 12:14 after his dunk pulled UNC within a point at 44-43 • Went 8 for 11 from the floor and 7 for 7 from the line for 23 points and had 18 rebounds in home win over [NC State](#) • Second consecutive game with 18 rebounds vs. NC State (which equals the most by a Tar Heel vs. the Wolfpack) • Set UNC career rebound record with his 17th of the game with 6:54 to play • Recorded first-half double-doubles in consecutive games at Louisville and vs. Boston College • Game highs in points (21), rebounds (13) and offensive boards (6) and added four assists and two blocks in the home win vs. [Notre Dame](#) • Scored 21 points and added nine rebounds and a team-high five assists vs. [Wake Forest](#) • Game-high 26 points on 11 of 15 shooting in the 80-76 win over [Michigan](#) • Was 11 for 19 from the floor and had game highs in points (28) and rebounds (15) vs. [Ohio State](#) • Was his 16th career 20/10 game and third 25/15 game • Had 21 points, 13 rebounds and drew seven fouls vs. [Georgia Tech](#) • Scored 20 points with 10 rebounds and three blocks vs. [Alabama](#) but sprained his right ankle and did not play the last minute of the third OT or any of the fourth OT • Scored 19 points and had a career-high 23 rebounds vs. [James Madison](#) • Season-high eight offensive boards (one off his career best) and tied his career high with nine free throws vs. JMU (drew nine fouls) • Scored 27 of his game-high 28 points in the second half vs. [Charleston](#) (10 of 12 FG in the second) • Drew 11 fouls by the Cougars.

2021-22: Compiled one of the most prolific rebounding seasons in college basketball history • Won Carolina's Dean Smith Award as the Most Valuable Player for the second straight season • Led Carolina in scoring (16.3), rebounding (13.1), field goal percentage (.569) and blocks (65), becom-

ing the first Tar Heel to ever lead the team in those categories in consecutive seasons • Earned All-NCAA Tournament honors in both the Final Four and East Regional, where he was also the Most Outstanding Player • National Player of the Year finalist (Lute Olson Award), third-team CBS Sports and USA Today All-America, leading vote getter on the ACC first team, second in ACC Player-of-the-Year voting and second-team All-ACC Tournament • One of three players to make the Academic All-ACC team and first-team All-ACC • Made the ACC Academic Honor Roll and NABC Honors Court for outstanding grade point average • Third in the balloting for ACC Male Athlete of the Year.

Became the first player in college basketball history with six double-doubles in one NCAA Tournament • Tied the all-time NCAA single-season record with 31 double-doubles (with Navy's David Robinson in 1985-86) • Second-most rebounds (99) in NCAA Tournament history and the most since LaSalle's Tom Gola had 102 in 1954 • Had 41 more rebounds than any other player in the 2022 NCAA Tournament • Third-most rebounds in the Final Four (36) since 1973 • Fourth-most rebounds in a season in ACC history and the first player with at least 500 since 1956 • Shattered the single-season Tar Heel record with 511 rebounds, 95 more than the previous record set in 2015-16 by Brice Johnson (who had 416 in one more game than Bacot) • Tied the UNC record for 20-rebound games in a season with five and set the school record with 32 games in double figures • Became the first Tar Heel with two 20-rebound NCAA Tournament games • Rebounding average (13.1) was the fifth highest in a season by a Tar Heel and the highest since Cunningham in 1964-65 • Led the ACC in all games by 4.94 rebounds per game (the difference between second place and 20th was 2.1 per game) • Averaged 14.1 rebounds in league play, the most since Wake Forest's Tim Duncan averaged 14.9 in 1996-97 • Broke Duncan's previous ACC double-double record (29 in 1996-97) and Johnson's UNC record (23 in 2015-16) • Set single-game records by a Tar Heel vs. Louisville (22) and Syracuse (18) and tied the all-time mark vs. NC State (18).

Led the nation in double-doubles, was second in offensive rebounding (4.2), third in rebounding and 23rd in field goal percentage (.569) • Led the ACC in rebounding, offensive rebounds and double-doubles, was second in field goal percentage, fifth in blocks and seventh in scoring • Also led UNC in plus/minus at +336 • Scored in double figures 34 times with 20 or more points 11 times • Led Carolina in scoring a team-high 14 times • Made 10 or more field goals six times with a career-high 12 vs. Virginia • Blocked five or more shots four times • Tri-captain • UNC's





Athletic Director's Scholar-Athlete Award.

Averaged 15.3 points and 16.5 rebounds in six NCAA Tournament games

- Set UNC single-game rebound records for regional final, national semifinal and national championship games
- Shattered UNC's single-Tournament record for rebounds with 99 (previous was 69 in six games by Kennedy Meeks in 2017)
- Had 38 offensive rebounds (6.3 per game)
- Grabbed 15 or more rebounds in the last five games
- Tied the UNC record for rebounds in an NCAA Tourney game with 22 vs. Saint Peter's and became the only Tar Heel with two 20-rebound NCAA games when he had 21 vs. Duke in the national semifinals
- His 21 rebounds vs. Duke were the most by any player in the Final Four since 2003 and were the most ever by a Tar Heel in 21 national semifinal games
- Became the 12th player in NCAA history with 21 or more rebounds in a Final Four game – the list includes Bill Russell (twice), Elvin Hayes, Lew Alcindor, Bill Walton, Elgin Baylor and Artis Gilmore.

Had 10 straight double-doubles from Furman through Virginia Tech, the most by a Tar Heel since Cunningham had 10 in a row in 1964-65, which tied the fourth-longest streak by a Tar Heel

- Thirteen-straight games with 10 or more rebounds was the third-longest in UNC history and the longest since John Henson's 15 in 2010-11.

The only three-time ACC Player of the Week (all three awards won during conference play)

- USBWA National Player of the Week for Jan. 10-16
- First Tar Heel to score 29 or more points in consecutive games since Tyler Hansbrough in 2008
- First Tar Heel with at least 29 points and 12 rebounds in consecutive games since Charlie Scott in 1970
- Joined Scott, Cunningham and Rosenbluth as the only Tar Heels ever with at least 29 and 12 in consecutive games
- Second Tar Heel to have multiple 20-rebound games in Smith Center history.

2021-22 Game Highlights: Led or shared the team lead in scoring (15), rebounding (15), assists (two) and steals (one) in the national championship game vs. Kansas

- Played 38:03 despite having sprained his ankle late in the semifinal win over Duke
- Re-injured his ankle on a drive to the basket with less than a minute to play, was forced to leave the game and was unable to return
- Tied the NCAA record with his 31st double-double when he had 12 points and 10 points in the first half
- Set the ACC record with his 30th double-double of the season with 11 points and 21 rebounds in the national semifinal vs. Duke
- Tied the second-most rebounds ever by

a Tar Heel vs. the Blue Devils and were the most in a Final Four since Nick Collison had 21 for Kansas vs. Syracuse in 2003 finals in New Orleans

- Game highs in points (20), offensive rebounds (8) and rebounds (22) in Elite 8 win over Saint Peter's that helped him earn Most Outstanding Player honors in the East Regional
- Tied his career high and tied UNC's NCAA Tourney record for rebounds (Tyler Zeller had 22 in an overtime win over Ohio in 2012)
- Had 15 first-half rebounds that helped UNC build a 38-19 lead
- Eight offensive rebounds vs. UCLA that led to 12 points
- Saved a Caleb Love miss that was going out of bounds and threw it back in play, leading to Love's game-tying three with 1:40 to play
- Then assisted on Love's go-ahead three, got the rebound after UCLA's ensuing miss and tipped in an RJ Davis miss for a five-point lead with 15 seconds remaining
- Drew 10 fouls and had 15 points, 16 boards, four assists and three blocks in win over Baylor
- Played the final 2:37 of regulation and overtime with four fouls and had seven points, six rebounds and an assist in that stretch
- Had 17 points, 10 rebounds and three assists vs. Marquette as UNC grabbed a season-high 52 rebounds
- Broke the Tar Heel single-season record when he got his fifth rebound in the first seven minutes.

Made 10 of 11 shots from the floor, had a game-high-tying 23 points and was plus 24 (11 better than any other player) in the win at Duke

- Tied the second-highest field goal percentage (.909) by a Tar Heel vs. Duke
- Made defensive play of the game as he blocked AJ Griffin's shot as Griffin drove for a score after a steal with UNC leading by six with two minutes to play
- Second consecutive 18-rebound game in win over Syracuse
- Became first Tar Heel with at least 20 points, 15 rebounds and five blocks in a game in the win at NC State as he totaled 28 points, 18 rebounds and five blocks
- Made 11 of 13 field goals and tied the UNC record for rebounds in a game against NC State
- Game-high 15 rebounds and scored 12 points, all in the second half, in the win at Virginia Tech
- Tied his career high with 22 rebounds, added 19 points and three steals in the OT win at Louisville
- Grabbed 20 rebounds in the home win over Virginia Tech
- Tied his career scoring high (29) and had a game-high 12 rebounds in home win over Georgia Tech, earning him his second straight ACC Player-of-the-Week Award and USBWA National Player of the Week
- Was 9 for 9 from the free throw line, his best career game without a miss from the stripe
- ACC Player of the Week for Jan. 3-9 after averaging 25.0 points and 19.5 rebounds vs. Notre Dame and Virginia.

Career highs in points (29), field goals (12), rebounds (22) and offensive rebounds (9) against Virginia

- First Tar Heel with 20 points and 20 rebounds since Brice Johnson had 39 and 23 at Florida State on 1/4/2016
- First player to have 20/20 against Virginia since Wake Forest's Tim Duncan had 21 and 23 in 1997
- Nine offensive rebounds were the most by a Tar Heel since Kennedy Meeks had 10 at Clemson in 2017
- Set a then-career-high 17 boards and game-high 21 points at Notre Dame
- Scored 17 of his team-high 22 points vs. Kentucky in the first half, when he accounted for 17 of the team's 29 points
- Game-high 14 rebounds and held Michigan's Hunter Dickinson to four points on 2 of 5 FG and no offensive rebounds
- Against Brown and Charleston he became the first Tar Heel to post consecutive 20 and 10 games in which he shot at least 80 percent from the floor in both contests.

2020-21: Recipient of the Dean Smith Most Valuable Player and Danny Green Most Improved Player team awards

- Third-team All-ACC
- First-team All-ACC Tournament after averaging 16.3 points, 10.7 rebounds, 2.7 blocks and 1.3 steals and shooting 65.5 percent from the floor in the three games
- Grabbed 18 of his 32 rebounds in the ACC Tourney on the offensive boards
- Led the team in scoring (12.3), field goal percentage (.628), rebounding (7.8) and blocks (26)
- First Tar Heel to lead in those four categories since Brice Johnson in 2015-16
- Unofficially led ACC in field goal percentage (was eight made field goals shy of qualifying)
- Improved his field goal percentage 15.9 percent, the largest single-season increase in UNC history (broke Sean May's record of 10.4 percent increase from 2004 to 2005)
- Was third in the ACC in offensive rebounding and sixth in rebounding
- Had the eighth-highest single-season field goal percentage in UNC history
- Led UNC in scoring a team-high 10 times
- Led the team in scoring (13.8 ppg) and field goal percentage (.655) in the 18 wins
- Scored in double figures a team-high 20 times with a high of 21 at Pittsburgh on 1/26
- UNC went 14-6 in those games
- Scored 18, 18, 20, 17, 12 and 15 points (16.7 ppg), made 38 of 58 field goals (.655) and grabbed 31 offensive rebounds in the last six games
- Made at least 50 percent of his shots from the floor 23 times
- Seven double-doubles and double-figure rebounds in 10 games
- Averaged 3.2 offensive rebounds
- Five or more offensive boards eight times with a high of eight twice
- His 5.58 offensive rebounds

per 40 minutes were the most in a season on record by any Tar Heel • Led UNC in plus/minus at plus 121 and second in most games with a positive plus/minus (18) • UNC was 11-5 when he made five or more field goals.

2020-21 Game Highlights: Scored all 15 of his points in the second half in the NCAA Tournament loss vs. Wisconsin • Had 17 points, 13 rebounds and a season-high four blocks in ACC quarterfinal win over Virginia Tech • Second consecutive ACC Tournament game with 13 rebounds, the first Tar Heel to do that since Mitch Kupchak had 14 vs. Wake Forest and 15 vs. Clemson in 1975 • Went scoreless against the Hokies until 1:54 left in the first half, when he scored UNC's last four points of the half, then scored 10 straight points for UNC in the second half to give the Tar Heels a 68-58 lead • Game-high 20 points and 13 rebounds in ACC Tourney win over Notre Dame – had 11 and eight in the first half as UNC built a 16-point lead at the break • Grabbed eight offensive rebounds vs. the Irish, which tied the second most by a Tar Heel in an ACC Tourney game • Scored 11 of his 18 points in the first half in the home win over Duke, including nine points in the first 10 minutes as UNC raced to a 26-6 lead • Scored 18 points and grabbed a season-high 15 rebounds at Syracuse • Eight offensive rebounds at Syracuse tied his season high • Made 7 of 8 shots from the floor and had 14 points, nine rebounds vs. Louisville • Scored 12 of his 16 points in the second half in the win at Duke, including eight of UNC's first 10 points in the half that extended Carolina's lead from two to eight points • Season-high 21 points on 8-10 FG, 5-6 FT, grabbed a game-high 10 rebounds and blocked three shots in the win at Pittsburgh • Made 8 of 12 from the floor, scored a team-high 17 points and was UNC's defensive player of the game in the win over NC State • Scored four of his 15 points in the final 1:22 to give UNC a 75-70 lead in the win over Syracuse • Led UNC with 14 points against Kentucky, 11 of which came in the second half.

2019-20: Averaged 9.6 points and 8.2 rebounds in 32 games (all starts) • Had the most rebounds by a Tar Heel freshman since Antawn Jamison in 1995-96 • Had 11 double-doubles, second most by a Tar Heel freshman and the most since Jamison's 13 • Led the team in blocks (36), was second in FG percentage (.469) and rebounding and fourth in scoring • Scored in double figures 16 times with a high of 23 vs. Oregon • Scored 20 or more three times (23 vs. Oregon, 22 vs. Elon and 21 vs. Clemson) • Grabbed 10 or more rebounds 14 times with highs of 16 at home vs. Virginia and 15 vs. Alabama • Became the third freshman in Carolina history to have three straight double-doubles in points and rebounds, joining Mike O'Koren in 1976-77 and Jamison in 1995-96 (Bacot accomplished that two different times) • Started 32 games, but played less than 10 minutes in three different games due to injuries – played three minutes at UNCW (blow to the head), seven minutes vs. Ohio State (left ankle sprain) and nine minutes at Syracuse (right ankle sprain).

2019-20 Game Highlights: Second straight double-double with 12 points and 11 rebounds in ACC Tournament win over Virginia Tech • Limited to 23 minutes because of foul trouble but had 12 points and 13 rebounds at Duke • Season-high 16 rebounds on 2/15 vs. Virginia, most by a UNC freshman since Harrison Barnes had 16 against LIU in 2011 • Scored 12 points and had seven rebounds, three assists and three blocks in the home loss to Duke • Helped hold Vernon Carey Jr. scoreless in the second half • Led UNC with 12 rebounds and a season-high seven assists and added 19 points in the win over Miami • Only the fourth Tar Heel ever with at least 19/12/7 in a game and the first to do that since Lee Dedmon vs. Clemson in 1971 • Went 7 for 10 from both the floor and the free throw line en route to 21 points against Clemson • Scored 15 points on 6 of 11 field goals and had nine rebounds and four assists in the home loss to Pitt • Led UNC with 15 points and 12 rebounds vs. UCLA • Led all players on both teams with 23 points, 12 rebounds and six blocks vs. Oregon, becoming just the second Tar Heel (and only freshman) to post 23/12/6 in a game (Rasheed Wallace had the same numbers as a sophomore vs. Virginia in 1995) • Grabbed a game-high six offensive boards and was 9 for 10 from the FT line vs. the Ducks • Scored all 12 of his points in the second half and set a Battle 4 Atlantis record with 15 rebounds against Alabama • Had six offensive rebounds that led to eight second-chance points vs. the Tide • Led both teams in scoring (22), rebounds (14), blocks (3) and steals (2) vs. Elon • Fourth Tar Heel freshman (w/James Worthy, Jamison and Barnes) with at least 22 and 14 • Made 6 of 9 shots from the floor to record his first career double-double with 12/11 vs. Gardner-Webb • Started his first collegiate game against Notre Dame and had seven points and eight rebounds.



Prep: Played his freshman through junior seasons at Trinity Episcopal School in Richmond, Va., for Coach Richard Hamlin and his senior year at IMG Academy in Bradenton, Fla., for Coach Sean McAloon • Averaged 12.4 points, 7.7 rebounds and 1.8 blocks and shot 62 percent from the floor at IMG • Led IMG to the 2019 prep national championship • 2019 MaxPreps honorable mention All-America • Member of the U-18 USA Basketball National Team in 2018 with Coby White and Cole Anthony • Won the gold medal in the U-18 FIBA Americas Championship • Had 17 points against Panama in a preliminary round game and 13 points, eight rebounds and four blocks in gold medal game win over Canada • Played in the 2019 McDonald's All-American Game and the Jordan Brand Classic • Scored 14 points and had 10 rebounds in the Jordan Classic • Averaged 24.5 points and 12 rebounds his junior season • 2018 Richmond Times-Dispatch Player of the Year and was first-team all-metro and all-state • Was the VISAA League Co-Player of the Year, a USA Today All-Virginia first-team and Max Prep All-America selection • Career bests 47 points and 22 rebounds at Trinity Episcopal • Played for Team Takeover in the EYBL with Tar Heel freshman Anthony Harris • 2017 VISAA Division-I state champion at Trinity Episcopal School.

Personal: Born Armando Linwood Bacot on March 6, 2000, in Richmond, Va. • Son of Christie Lomax and Armando Bacot Sr. • Has a younger brother, King, two older sisters A'mari and Azhane, and a younger sister, Joi'L • Azhane played basketball for Virginia State University.

ARMANDO BACOT'S GAME-BY-GAME LOGS

2019-20	FG	3FG	FT	REB	PF	PTS	A	TO	B	S	MP
Notre Dame•	3-7	0-0	1-6	2-6-8	2	7	1	2	1	0	22
at UNCW•	0-1	0-0	0-0	0-1-1	2	0	0	1	0	0	3
Gardner-Webb•	6-9	0-0	0-0	4-7-11	1	12	0	3	1	0	23
Elon•	9-14	0-0	4-7	4-10-14	2	22	2	1	3	2	26
vs. Alabama•	5-7	0-0	2-4	6-9-15	3	12	1	2	1	0	26
vs. Michigan•	3-10	0-0	0-0	1-5-6	1	6	0	3	1	0	21
vs. Oregon•	7-9	0-0	9-10	7-5-12	4	23	0	0	6	0	30
Ohio State•	1-2	0-0	0-0	3-1-4	1	2	0	0	1	1	7
at Virginia•	5-8	0-0	1-6	0-2-2	3	11	0	0	2	1	25
Wofford•	2-14	0-0	4-5	8-5-13	0	8	1	2	3	0	29
at Gonzaga•	1-6	0-0	0-0	1-2-3	4	2	0	1	0	0	14
vs. UCLA•	5-7	0-0	5-10	4-8-12	2	15	1	2	1	1	32
Yale•	0-5	0-0	2-2	2-4-6	4	2	0	0	0	0	17
Georgia Tech•	1-6	0-0	2-3	1-2-3	3	4	2	2	0	1	16
Pittsburgh•	6-11	0-0	3-4	2-7-9	1	15	4	4	1	0	31
Clemson•	7-10	0-0	7-10	2-3-5	2	21	1	1	2	1	37
at Pittsburgh•	5-12	0-0	2-3	4-7-11	5	12	2	3	1	3	28
at Virginia Tech•	3-7	0-0	3-3	1-3-4	5	9	4	1	0	0	29
Miami•	8-11	0-0	3-3	2-10-12	2	19	7	1	2	0	32
at NC State•	2-10	0-0	7-11	5-6-11	3	11	3	4	1	2	27
Boston College•	2-5	0-0	7-8	3-7-10	4	11	1	2	1	1	31
at Florida State•	2-3	0-0	2-2	1-5-6	3	6	0	3	0	1	26
Duke•	4-10	0-0	4-9	2-5-7	5	12	3	1	3	0	29
at Wake Forest•	5-10	0-0	0-0	2-5-7	3	10	0	0	0	0	26
Virginia•	3-6	0-0	2-2	2-14-16	1	8	0	5	1	1	35
at Notre Dame•	1-6	0-0	0-0	2-8-10	4	2	2	3	1	0	24
at Louisville•	3-7	0-0	1-2	2-7-9	2	7	1	2	2	1	33
NC State•	1-5	0-0	1-2	0-3-3	2	3	0	3	1	0	13
at Syracuse•	1-2	0-0	1-2	1-3-4	0	3	0	0	0	0	9
Wake Forest	DNP - right ankle										
at Duke•	5-7	0-0	3-6	6-6-12	4	13	0	2	0	0	23
vs. Va Tech (ACC)•	5-9	0-0	2-2	4-7-11	1	12	0	1	0	0	29
vs. Syracuse	3-7	0-0	2-2	4-3-7	2	8	3	0	0	0	25
2020-21	FG	3FG	FT	REB	PF	PTS	A	TO	B	S	MP
Coll. of Charleston•	4-5	0-0	3-4	3-5-8	0	11	0	1	3	0	22
vs. UNLV•	4-4	0-0	4-4	2-3-5	3	12	1	3	0	0	20
vs. Stanford•	4-5	0-0	2-3	2-4-6	2	10	0	4	0	0	20
vs. Texas•	3-5	0-0	4-7	6-6-12	1	10	0	1	1	0	25
at Iowa•	2-4	0-0	0-0	3-8-11	5	4	0	2	1	0	22
NC Central•	6-7	0-0	7-10	5-6-11	2	19	0	1	1	1	27
vs. Kentucky•	5-8	0-0	4-6	5-3-8	2	14	1	0	2	0	28
at NC State•	7-9	0-0	2-4	3-3-6	1	16	0	3	1	0	24
at Georgia Tech•	5-8	0-0	4-6	0-5-5	3	14	0	3	0	2	23
Notre Dame•	1-7	0-0	2-4	5-5-10	2	4	1	1	0	1	17
at Miami•	1-3	0-0	5-5	0-2-2	3	7	0	1	0	0	21
Syracuse•	7-13	0-0	1-3	7-5-12	2	15	2	0	0	1	27
at Florida State•	3-6	0-0	3-5	3-2-5	1	9	1	0	0	0	17
Wake Forest•	8-10	0-0	2-4	0-6-6	4	18	3	2	0	2	22
NC State•	8-12	0-0	1-4	2-6-8	1	17	1	0	1	2	28
at Pittsburgh•	8-10	0-1	5-6	4-6-10	1	21	2	2	3	0	31
at Clemson•	0-1	0-0	1-2	0-3-3	4	1	0	2	0	1	19
at Duke•	6-12	0-0	4-7	2-4-6	2	16	1	1	1	2	25
at Virginia•	3-7	0-0	1-3	2-8-10	3	7	2	0	1	0	25
Northeastern•	4-9	0-0	1-2	1-7-8	1	9	0	3	0	0	20
Louisville•	7-8	0-0	0-0	2-7-9	3	14	1	0	0	1	18
Marquette•	1-4	0-0	1-2	2-3-5	3	3	2	0	0	0	13
Florida State•	2-3	0-0	2-2	2-2-4	3	6	0	3	1	0	15
at Syracuse•	7-10	0-0	4-5	8-7-15	3	18	1	3	1	0	25
Duke	6-10	0-0	6-7	3-3-6	2	18	0	3	1	0	26
vs. Notre Dame (ACC)•	7-10	0-0	6-7	8-5-13	1	20	1	1	2	1	24
vs. Virginia Tech•	7-9	0-0	3-7	6-7-13	4	17	1	0	4	1	25
vs. Florida State•	5-10	0-0	2-3	4-2-6	2	12	1	0	2	2	26
vs. Wisconsin (NCAA)•	6-9	0-0	3-3	2-2-4	1	15	1	2	0	2	24

2021-22	FG	3FG	FT	REB	PF	PTS	A	TO	B	S	MP
Loyola Maryland•	3-5	0-0	2-3	1-5-6	3	8	0	1	2	1	17
Brown•	10-11	0-0	2-5	6-4-10	2	22	1	0	2	1	27
at Charleston•	10-12	0-0	4-9	2-10-12	4	24	3	3	6	0	24
vs. Purdue•	1-6	0-1	0-0	1-4-5	5	2	1	1	0	0	17
vs. Tennessee•	6-9	0-0	4-6	4-8-12	2	16	1	2	0	0	29
UNC Asheville•	8-14	0-0	6-7	3-4-7	1	22	0	2	1	0	29
Michigan•	5-10	0-0	1-1	3-11-14	2	11	3	1	2	1	32
at Georgia Tech•	7-11	0-0	1-2	3-10-13	3	15	4	5	1	2	38
Elon•	3-7	0-0	3-8	2-5-7	2	9	1	0	2	4	24
Furman•	7-12	0-1	0-0	4-8-12	2	14	2	1	1	0	28
vs. Kentucky•	8-13	0-0	6-9	2-8-10	4	22	2	2	1	0	31
App State•	7-9	0-0	2-4	3-7-10	3	16	4	2	2	2	30
at Boston College•	6-9	1-1	5-5	3-8-11	3	18	2	1	1	3	29
at Notre Dame•	9-13	0-0	3-4	2-15-17	3	21	0	4	1	0	37
Virginia•	12-18	0-0	5-7	9-13-22	2	29	2	1	1	0	38
Georgia Tech•	10-16	0-2	9-9	3-9-12	2	29	0	3	0	1	29
at Miami•	6-9	0-0	3-4	4-8-12	4	15	1	4	1	0	27
at Wake Forest•	4-12	0-0	4-8	6-6-12	4	12	1	2	1	0	25
Virginia Tech•	7-19	0-0	0-0	8-12-20	5	14	1	2	1	0	34
Boston College•	1-10	0-0	4-6	7-11-18	2	6	0	0	3	0	38
NC State•	5-10	0-1	8-10	2-11-13	1	18	0	1	6	1	28
at Louisville•	8-15	0-0	3-5	6-16-22	4	19	2	2	2	3	39
Duke•	4-10	0-0	4-5	1-4-5	3	12	2	1	1	2	30
at Clemson•	8-10	0-1	8-10	3-7-10	5	24	3	2	0	1	32
Florida State•	7-9	0-0	3-5	4-10-14	2	17	1	2	1	0	28
Pittsburgh•	2-6	0-0	3-4	4-4-8	4	7	4	3	3	0	27
at Virginia Tech•	4-7	0-0	4-4	2-13-15	2	12	0	3	5	0	38
Louisville•	6-8	0-0	0-2	5-10-15	2	12	1	4	0	0	39
at NC State•	11-13	0-0	6-7	5-13-18	4	28	1	5	5	2	36
Syracuse•	5-12	0-0	7-9	9-9-18	0	17	2	0	0	0	43
at Duke•	10-11	0-0	3-4	1-6-7	2	23	0	1	2	2	30
vs. Virginia (ACC)•	5-12	0-1	0-0	2-9-11	2	10	0	1	2	3	34
vs. Virginia Tech•	9-10	0-0	1-2	5-9-14	5	19	2	3	0	0	36
vs. Marquette (NCAA)•	6-13	0-0	5-5	4-6-10	0	17	3	1	1	1	28
vs. Baylor•	4-10	0-0	7-15	4-12-16	4	15	4	2	3	1	39
vs. UCLA•	6-10	0-0	2-4	4-7-15	3	14	2	2	1	0	31
vs. Saint Peter's•	8-15	0-0	4-9	8-14-22	3	20	1	2	2	0	35
vs. Duke•	3-10	0-0	5-8	8-13-21	5	11	0	2	1	1	33
vs. Kansas•	3-13	0-0	9-13	6-9-15	3	15	2	3	1	1	38
2022-23	FG	3FG	FT	REB	PF	PTS	A	TO	B	S	MP
UNCW•	5-10	0-0	6-11	4-5-9	4	16	1	2	1	0	28
Charleston•	10-13	0-0	8-12	2-4-6	2	28	1	3	2	3	34
Gardner-Webb•	2-9	0-0	6-7	2-7-9	2	10	0	3	2	1	36
James Madison•	5-11	0-0	9-12	8-15-23	4	19	1	3	1	1	35
vs. Portland•	4-6	0-1	3-8	6-7-13	4	11	2	4	0	0	34
vs. Iowa State•	5-6	0-0	3-5	3-6-9	4	13	2	5	2	1	37
vs. Alabama•	7-12	0-0	6-6	6-4-10	4	20	2	6	3	0	38
at Indiana•	4-10	0-0	4-6	5-5-10	4	12	0	1	1	0	28
at Virginia Tech	DNP - right shoulder										
Georgia Tech•	8-16	0-1	5-9	7-6-13	1	21	1	0	1	0	34
The Citadel•	5-9	0-0	4-6	6-5-11	1	14	2	3	2	0	26
vs. Ohio State•	11-19	0-0	6-9	7-8-15	2	28	3	2	0	0	37
vs. Michigan•	11-15	0-0	4-7	0-5-5	4	26	0	0	0	1	32
at Pittsburgh•	8-14	0-1	6-7	5-8-13	1	22	3	4	2	0	37
Wake Forest•	7-11	0-0	7-10	2-7-9	2	21	5	0	1	2	38
Notre Dame•	9-17	0-0	3-7	6-7-13	2	21	4	2	2	0	31
at Virginia•	0-0	0-0	0-0	2-0-2	0	0	0	0	0	0	1
at Louisville•	5-8	0-1	4-5	4-12-16	4	14	1	2	0	0	25
Boston College•	8-11	0-0	4-7	5-11-16	4	20	3	2	1	1	35
NC State•	8-13	0-0	7-7	6-12-18	3	23	1	0	0	1	33
at Syracuse•	8-15	0-0	2-3	1-7-8	4	18	4	4	0	1	33
Pittsburgh•	3-10	0-0	9-15	5-6-11	3	15	1	2	2	0	35
at Duke•	6-12	0-0	2-2	4-6-10	4	14	2	2	2	1	35
at Wake Forest•	7-15	0-1	3-5	5-6-11	5	17	0	3	0	1	22
Clemson•	8-11	0-0	3-4	5-6-11	3	19	0	3	0	2	31
Miami•	5-6	0-1	2-6	1-3-4	5	12	0	2	2	1	33
at NC State•	6-14	0-0	4-7	6-8-14	3	16	1	2	1	0	34
at Notre Dame•	7-15	0-0	2-5								

REBOUNDS – UNC, CAREER

1,335	Armando Bacot, 2019-
1,219	Tyler Hansbrough, 2005-09
1,168	Sam Perkins, 1980-84
1,097	George Lynch, 1989-93
1,062	Billy Cunningham, 1962-65
1,052	Kennedy Meeks, 2013-17
1,035	Brice Johnson, 2012-16
1,027	Antawn Jamison, 1995-98
1,006	Mitch Kupchak, 1972-76
1,003	Brad Daugherty, 1982-86

REBOUNDS – ACC, CAREER

1,802	Dickie Hemric, Wake Forest, 1952-55
1,598	Ronnie Shavlik, NC State, 1954-56
1,570	Tim Duncan, Wake Forest, 1994-97
1,511	Ralph Sampson, Virginia, 1980-83
1,335	Armando Bacot, 2019-
1,311	Wayne Rollins, Clemson, 1974-77
1,262	Shelden Williams, Duke, 2003-06
1,242	Mike Gminski, Duke, 1977-80
1,219	Tyler Hansbrough, 2005-09
1,216	Dale Davis, Clemson, 1988-91

REBOUNDING AVERAGE — UNC, CAREER

15.4	Billy Cunningham, 1962-65
10.6	Doug Moe, 1958-61
10.5	Pete Brennan, 1955-58
10.4	Lennie Rosenbluth, 1954-57
10.3	Rusty Clark, 1966-69
10.1	Armando Bacot, 2019-
10.0	Sean May, 2002-05
10.0	Bud Maddie, 1953-54
9.9	Antawn Jamison, 1995-98
9.2	Larry Miller, 1965-68

REBOUNDS — UNC, SEASON

511	Armando Bacot, 2021-22
416	Brice Johnson, 2015-16
399	Tyler Hansbrough, 2007-08
397	Sean May, 2004-05
389	Antawn Jamison, 1997-98
379	Billy Cunningham, 1963-64
378	Kennedy Meeks, 2016-17
377	Luke Maye, 2018-19
374	John Henson, 2010-11
373	Luke Maye, 2017-18

REBOUNDS — ACC, SEASON

581	Ronnie Shavlik, NC State, 1954-55
545	Ronnie Shavlik, NC State, 1956-57
515	Dickie Hemric, Wake Forest, 1954-55
511	Armando Bacot, 2021-22
470	Len Chappell, Wake Forest, 1961-62

REBOUNDING AVERAGE — UNC, SEASON

16.1	Billy Cunningham, 1962-63
15.8	Billy Cunningham, 1963-64
14.3	Billy Cunningham, 1964-65
14.0	Doug Moe, 1960-61
13.1	Armando Bacot, 2021-22
12.2	Lennie Rosenbluth, 1954-55
11.7	Pete Brennan, 1957-58
11.6	Bud Maddie, 1952-53
11.5	Lennie Rosenbluth, 1955-56
11.3	Mitch Kupchak, 1975-76
11.3	Doug Moe, 1959-60

OFFENSIVE REBOUNDS PER GAME – UNC, CAREER

(100 or more since 1986-87)	
3.62	Antawn Jamison, 1995-98
3.61	Armando Bacot (476 in 132 games)
3.47	Sean May, 2002-05
3.39	Tyler Hansbrough, 2005-09
3.06	George Lynch, 1989-93

OFFENSIVE REBOUNDS PER GAME — UNC, SEASON

4.19	Armando Bacot, 2022-23 (134 in 32 games)
4.18	Armando Bacot, 2021-22 (163 in 39 games)
3.87	Tyler Hansbrough, 2007-08
3.84	Tyler Zeller, 2011-12
3.84	Sean May, 2004-05
3.80	Kennedy Meeks, 2016-17
3.74	Antawn Jamison, 1996-97
3.72	Antawn Jamison, 1995-96
3.63	George Lynch, 1992-93
3.58	Tyler Hansbrough, 2005-06

OFFENSIVE REBOUNDS — UNC, CAREER

482	Tyler Hansbrough, 2005-09 (482 in 142 games)
476	Armando Bacot, 2019-
431	George Lynch, 1989-93
407	Kennedy Meeks, 2013-17
381	Eric Montross, 1990-94
376	Antawn Jamison, 1995-98
323	Brendan Haywood, 1997-2001
316	Tyler Zeller, 2008-12
314	Brice Johnson, 2012-16
311	Garrison Brooks, 2017-21

OFFENSIVE REBOUNDS — UNC, SEASON

163	Armando Bacot, 2021-22 (163 in 39 games)
152	Kennedy Meeks, 2016-17
151	Tyler Hansbrough, 2007-08
146	Tyler Zeller, 2011-12
142	Sean May, 2004-05
138	George Lynch, 1992-93
134	Armando Bacot, 2022-23
131	Antawn Jamison, 1995-97
126	Antawn Jamison, 1997-98
126	Eric Montross, 1992-93

DOUBLE-DOUBLES (POINTS & REBOUNDS) – UNC, CAREER

68	Armando Bacot, 2019-
60	Billy Cunningham, 1962-65
51	Antawn Jamison, 1995-98
47	Tyler Hansbrough, 2005-09
47	Sam Perkins, 1980-84

DOUBLE-DOUBLES (POINTS & REBOUNDS) – ACC, CAREER

87	Tim Duncan, Wake Forest, 1994-97
84	Ralph Sampson, Virginia, 1980-84
68	Armando Bacot, 2019-
68	Ronnie Shavlik, NC State, 1954-56
67	Tom Burleson, NC State, 1972-74
66	Len Chappell, Wake Forest, 1960-62
63	Mike Gminski, Duke, 1977-80
61	Tree Rollins, Clemson, 1974-77
60	Billy Cunningham, 1962-65
59	Shelden Williams, Duke, 2003-06

GAMES W/10 OR MORE REBOUNDS – UNC, CAREER

75	Armando Bacot, 2019-
61	Billy Cunningham, 1962-65
53	Antawn Jamison, 1995-98
52	Sam Perkins, 1980-84
49	Tyler Hansbrough, 2005-09

GAMES W/10 OR MORE REBOUNDS – UNC, SEASON

32	Armando Bacot, 2021-22
23	Brice Johnson, 2015-16
22	Billy Cunningham, 1963-64
21	John Henson, 2011-12
21	John Henson, 2010-11
21	Antawn Jamison, 1997-98
21	Billy Cunningham, 1962-63

GAMES W/15 OR MORE REBOUNDS – UNC, CAREER

38	Billy Cunningham 1962-65
22	Armando Bacot, 2019-
15	Rusty Clark, 1966-69
14	Doug Moe, 1958-61
12	Lennie Rosenbluth, 1954-57

GAMES W/20 OR MORE REBOUNDS – UNC, CAREER

12	Billy Cunningham 1962-65
6	Armando Bacot, 2019-
5	Lennie Rosenbluth, 1954-57
3	Sean May, 2002-05
3	Paul Likins, 1951-55

AVERAGE A DOUBLE-DOUBLE — UNC, CAREER

Armando Bacot: 13.7 ppg, 10.1 rpg, 2019-
Sean May: 15.8 ppg & 10.0 rpg, 2002-05
Robert McAdoo: 19.5 ppg & 10.1 rpg, 1971-72
Rusty Clark: 14.7 ppg & 10.2 rpg, 1966-69
Billy Cunningham: 24.8 ppg & 15.4 rpg, 1962-65
Doug Moe: 16.5 ppg & 10.6 rpg, 1958-61
Pete Brennan: 16.4 ppg & 10.5 rpg, 1955-58
Lennie Rosenbluth: 26.9 ppg & 10.4 rpg, 1954-57

PCT. OF DOUBLE-DOUBLE GAMES – UNC CAREER

Name	Double-Doubles	Games	Pct.
Billy Cunningham, 1962-65	60	69	.870
Armando Bacot, 2019-	68	132	.515
Lennie Rosenbluth, 1954-57	39	76	.513
Antawn Jamison, 1995-98	51	104	.490
Doug Moe, 1958-61	29	60	.483
Rusty Clark, 1966-69	43	91	.473
Larry Miller, 1965-68	42	91	.462
Robert McAdoo, 1971-72	14	31	.452
Pete Brennan, 1955-58	35	81	.432
Sean May, 2002-05	33	77	.429

FREE THROWS MADE — UNC, CAREER

982	Tyler Hansbrough, 2005-09 (<i>NCAA record</i>)
603	Lennie Rosenbluth, 1954-57
561	Sam Perkins, 1980-84
560	Phil Ford, 1974-78
512	Bobby Lewis, 1964-67
506	Pete Brennan, 1955-58
479	Mike O’Koren, 1976-80
452	Larry Miller, 1965-68
448	Armando Bacot, 2019-
431	Dennis Wuycik, 1969-72

MOST FREE THROWS ATTEMPTED — CAREER

1241	Tyler Hansbrough, 2005-09 (<i>ACC record</i>)
815	Lennie Rosenbluth, 1954-57
719	Pete Brennan, 1955-58
705	Sam Perkins, 1980-84
693	Phil Ford, 1974-78
676	Armando Bacot, 2019-
661	Larry Miller, 1965-68
660	Mike O’Koren, 1976-80
660	Bobby Lewis, 1964-67
635	Antawn Jamison, 1995-98

MISCELLANEOUS RECORDS

Most Double-Doubles in a Season, NCAA
31 by Bacot in 2021-22 (tied Navy’s David Robinson, 1985-86)
Most Double-Doubles in one NCAA Tournament
6 by Bacot, 2021-22
Most Rebounds by a Tar Heel in an NCAA Tournament
99 by Bacot in six games in 2021-22 (previous 69 by Kennedy Meeks in six games in 2016-17)
Most Rebounds by a Tar Heel in NCAA Tournament Game
22 by Bacot vs. St. Peter’s, 2022 NCAA Regional Final
22 by Tyler Zeller vs. Ohio, 2012 Sweet 16
21 by Bacot vs. Duke, 2022 Semifinal
Most Rebounds by a Tar Heel in an NCAA Finals Game
15 by Bacot vs. Kansas, 2022 (previous 11 by Pete Brennan in 1957 vs. Michigan State and Mike O’Koren in 1977 vs. Marquette)
Most Rebounds by a Tar Heel vs. Louisville
22 by Bacot, 2/1/22
Most Rebounds by a Tar Heel vs. NC State
18 by Bacot, 2/26/22; by Bacot 1/21/23 (tied Billy Cunningham, 1/13/65)
Most Rebounds by a Tar Heel vs. Syracuse
18 by Bacot, 2/28/22



7 - SETH TRIMBLE

6-3, 195, Sophomore, Guard, Menomonee Falls, Wis.



X: @sethtrimble1
Instagram: sethtrim

2022-23: Averaged 1.8 points and 0.6 assists in 9.8 minutes per game • Played in all 33 games • Season-highs included 11 points in the home win over Wake Forest and five assists vs. The Citadel • Scored 50 of his 58 points in the first 17 games • Made two field goals and scored four points vs. Boston College in the ACC Tournament • Scored four points at Wake Forest, his first points since January 10 at Virginia and his first field goals since January 7 vs. Notre Dame • Played 12 minutes in Winston-Salem on February 7, his longest

stint since he played 16 at Virginia • Made his first college start vs. Notre Dame • Played the second-most minutes among the non-starters • Played 20 or more minutes four times with highs of 23 vs. Notre Dame and 22 vs. Wake Forest.

Was a plus 7 in minutes at Florida State, his best since he was plus 7 vs. Notre Dame on January 7 • Four assists and two blocks in his first start on January 7 vs. Notre Dame • Played outstanding defense, scored a season-high 11 points (eight in the second half) and was a game-high plus 16 in the win over Wake Forest, when he went 4 for 4 from the floor • On the floor for the final 14:09, when Carolina out-scored Wake Forest by 13 points • Scored to give UNC the lead for good at 65-64 then grabbed an offensive rebound and scored inside to extend the lead to 72-67 • Blocked two Wake Forest shots • Was a plus 4 in 18 minutes against Michigan • Season-high five assists and two steals vs. The Citadel • Three assists and season-best plus 15 against Georgia Tech • Led a 17-5 run over the final 5:39 in the first half vs. the Yellow Jackets • Played a season-high 23 minutes and sparked UNC's second-half comeback at Virginia Tech, when the Tar Heels cut the Hokies' lead from 18 to three • Scored a season-high six points in Blacksburg and had a block and steal • UNC was a plus 2 in his nine minutes on the court at Indiana • Forced a turnover with three seconds to play that gave UNC a final possession and a chance to win in the third overtime against Alabama • Made his first three, scored five points and was plus-8 vs. JMU • Scored four points in 14 minutes in his college debut vs. UNCW.

Prep: Played for Coach Brian Hallenbeck at Menomonee Falls High School • Scored more than 2,000 career points • Gatorade Player of the Year and Mr. Basketball in Wisconsin in 2022, when he led Menomonee Falls to a 25-4 record and the Division I sectional finals • Averaged 27.1 points, 7.4 rebounds, 4.4 assists and 2.3 steals as a senior • Greater Metro Conference Player of the Year in 2022 and was a two-time first-team All-Greater Metro Conference honoree • Averaged 23.3 points and 3.5 assists as a junior and 20 points and 3.2 assists as a sophomore • Scored a career high 45 points as a junior in a win over Whitnall • Competed in the 2022 National High School Slam Dunk Contest.

Won a gold medal with Team USA's U18 Men's National Team in the 2022 FIBA U18 Americas Championship, which was played in Mexico • Averaged 9.7 points, 2.7 rebounds and 2.5 assists in the six games, all wins • Scored 16 points against Argentina in the semifinals and had six points, four assists and two steals in the gold medal game vs. Brazil • Led the tournament in free throw percentage, converting 15 of 18 (.833).

Personal: Born Seth Louis Trimble on Aug. 9, 2004, in Wauwatosa, Wis. • Son of Laurence and Trevor Trimble • His brother, J.P. Tokoto, played at Carolina from 2012-15 • Majoring in exercise and sports science/sports administration • Played soccer through eighth grade • Made the honor roll three times.

2022-23	FG	3FG	FT	REB	PF	PTS	A	TO	B	S	MP
UNCW	1-3	0-0	2-3	0-0-0	3	4	0	0	1	0	15
Charleston	2-2	0-0	0-0	0-0-0	3	4	0	0	0	0	11
Gardner-Webb	1-3	0-0	1-2	0-1-1	1	3	0	0	0	0	15
James Madison	2-4	1-1	0-1	0-1-1	3	5	0	1	0	1	12
vs. Portland	0-0	0-0	0-0	0-0-0	1	0	1	1	0	0	5
vs. Iowa State	0-1	0-0	2-2	0-1-1	1	2	0	1	0	0	13
vs. Alabama	0-0	0-0	0-1	0-1-1	0	0	0	0	0	0	7
at Indiana	1-1	0-0	1-2	0-1-1	1	3	0	1	0	0	9
at Virginia Tech	3-3	0-0	0-0	1-2-3	1	6	1	0	1	1	23
Georgia Tech	1-5	0-1	2-2	0-2-2	1	4	3	0	0	1	15
The Citadel	0-5	0-1	2-2	0-3-3	1	2	5	1	1	2	21
vs. Ohio State	0-0	0-0	0-0	0-0-0	0	0	1	2	0	0	11
vs. Michigan	0-1	0-1	1-2	0-0-0	2	1	0	1	0	0	18
at Pittsburgh	0-0	0-0	0-0	0-0-0	0	0	1	0	0	0	5
Wake Forest	4-4	0-0	3-4	1-1-2	3	11	0	1	2	0	22
Notre Dame*	1-2	0-1	1-4	0-3-3	2	3	4	2	2	0	23
at Virginia	0-2	0-0	2-2	1-0-1	3	2	1	0	0	0	16
at Louisville	0-0	0-0	0-0	0-0-0	3	0	1	1	0	0	11
Boston College	0-0	0-0	0-0	0-0-0	0	0	1	1	0	0	3
NC State	0-0	0-0	0-0	0-0-0	1	0	0	1	0	0	4
at Syracuse	0-0	0-0	0-2	0-1-1	0	0	0	0	0	0	4
Pittsburgh	0-0	0-0	0-0	0-0-0	1	0	0	0	0	1	5
at Duke	0-0	0-0	0-0	0-2-2	0	0	0	1	0	0	4
at Wake Forest	2-3	0-0	0-0	0-1-1	5	4	0	0	1	0	12
Clemson	0-0	0-0	0-0	0-0-0	0	0	1	0	0	0	6
Miami	0-1	0-0	0-0	0-1-1	0	0	0	1	0	0	4
at NC State	0-1	0-1	0-0	0-1-1	0	0	0	1	0	0	6
at Notre Dame	0-0	0-0	0-0	0-0-0	2	0	0	0	0	0	4
Virginia	0-1	0-0	0-0	0-1-1	1	0	0	0	0	0	3
at Florida State	0-0	0-0	0-2	0-0-0	1	0	1	2	0	1	9
Duke	0-0	0-0	0-0	0-0-0	0	0	0	1	0	0	1
vs. BC (ACC)	2-2	0-0	0-0	0-1-1	1	4	1	0	0	0	5
vs. Virginia	0-0	0-0	0-0	0-0-0	0	0	0	0	0	0	0+



Year	GP-GS	Min.	Ave.	TRIMBLE'S STATS								Off	Def	Reb	Ave.	A	TO	B	S	Pts	Ave.
				FGM-A	Pct.	3FGM-A	Pct.	FTM-A	Pct.												
2022-23	33-2	322	9.8	20-44	.455	1-6	.167	17-31	.548	3	24	27	0.8	21	20	9	6	58	1.8		



8 – PAXSON WOJCIC

6-5, 195, Grad Student, Guard, Charleston, S.C.



X: @paxsonwojcik
Instagram: paxsonwojcik

Career: Comes to Carolina after playing two seasons at Loyola Chicago (2019-21) and two at Brown (2021-23) • Has compiled 759 points, 326 rebounds and 147 assists and made 107 three-pointers in 99 college games • Scored in double figures 38 times (24 times last season) with five 20-point games • Career-high five three-pointers vs. UMass-Lowell last season and four or more eight times • Grabbed a career-high 13 rebounds at Michigan State last season and scored 14 points with six rebounds, three assists

and two steals in the Smith Center vs. the Tar Heels on 11/12/2021 • Started all 54 games the last two seasons at Brown • Averaged 9.6 points, 3.0 rebounds and 1.3 assists in 2021-22 and 14.9 points, 7.2 rebounds and 3.2 assists last season • Earned second-team All-Ivy League honors, Academic All-Ivy honors and was a team captain in 2022-23 • Originally from Chapel Hill, where his dad, Doug, was an assistant coach for the Tar Heels from 2000-03 • Attended the La Lumiere School in Indiana and calls Charleston, S.C., home • Last name pronounced WO-jick.

2022-23 at Brown: Earned second-team All-Ivy and Academic All-Ivy honors • Made 57 of 150 three-pointers (.380) and was fourth in the Ivy League in assists per game, tied for fourth in rebounds per game and fifth in scoring • Led the Bears with 87 assists, was the co-leader with 35 steals and was second in scoring (14.9 ppg), three-pointers (57) and rebounding (7.2 rpg) • Started all 27 games and averaged 34.6 minutes • Averaged 19.9 points and 3.6 assists over the last eight games • One of eight Division I players to average at least 14.5 points, seven rebounds and three assists • Scored in double figures 24 times with a career-best 25 against Yale in the season finale • Scored 20-plus points five times, all in the last eight games, including 24 at Penn, 20 at Columbia and 25 vs. Yale in his final three games for Brown • Had four double-doubles against Vermont, Loyola Maryland, Michigan State and Cornell • Career-high 13 rebounds at Michigan State • Made a three-pointer in 23 games with multiple threes 16 times • Career-high five 3FGs against UMass-Lowell and four in four other games • Thirteen games with four or more assists with a career-high six four times.

2021-22 at Brown: Started all 27 games in which he played (missed the last two games due to injury) • Second on the team with 38 three-pointers and third in scoring with 9.6 points per game • Scored a then-career-high 17 points in wins over Sacred Heart and Harvard • Season-high four 3FGs in wins over Salve Regina, Merrimack and Columbia • Totaled 14 points, six rebounds, three assists and two steals in UNC's 94-87 win over Brown in the Smith Center.

2019-21 at Loyola Chicago: Played in 45 games in two seasons for the Ramblers • Scored 61 points with 37 rebounds and 18 assists in 30 games as a freshman and 37 points, 14 rebounds and six assists in 15 games as a sophomore • Scoring high of 10 points as a freshman vs. IUPUI • Made 12 of 29 three-pointers over the two seasons • Recipient of the 2021 Missouri Valley Conference's Elite 17 Award for having the highest grade-point aver-



age of a student-athlete competing in the league tournament championship game • Tw-time member of the MVC Honor Roll.

Prep: Attended the La Lumiere School in La Porte, Ind. • Helped lead them to an 83-6 overall record, the Dick's Sporting Goods National Championship as a sophomore and a 31-1 record and runner-up finish as a senior at the Geico National Championship • Two-time captain • Scholar-Athlete Award recipient • Played AAU for the Illinois Wolves • Member of the National Honor Society • Summa Cum Laude Latin Student.

Personal: Born Paxson Walter Wojcik on Aug. 8, 2000, in South Bend, Ind. • Son of Lael and Doug Wojcik • Working toward a master's in applied professional studies • His parents played basketball at Navy and his mother also competed in track • His brother, Denham, plays basketball for Harvard • His father is in his second stint as an assistant coach on Tom Izzo's staff at Michigan State • He was an assistant coach at UNC from 2000-03, when he helped recruit all five starters on the Tar Heels' 2005 NCAA championship team • Enjoys card games, puzzles and playing outside with friends.

WOJCIC'S STATS AT LOYOLA CHICAGO																			
Years	GP-GS	Min.	Ave.	FGM-A	Pct.	3FGM-A	Pct.	FTM-A	Pct.	Off	Def	Reb	Ave.	A	TO	B	S	Pts	Ave.
2018-19	30-1	327	10.9	25-48	.521	8-19	.421	3-7	.429	2	35	37	1.2	18	14	0	14	61	2.0
2019-20	15-0	93	6.2	13-26	.500	4-10	.400	7-9	.778	2	12	14	0.9	6	5	1	2	37	2.5
Totals	45-1	420	9.3	38-74	.514	12-29	.414	10-16	.625	4	47	51	1.1	24	19	1	16	98	2.2

WOJCIC'S STATS AT BROWN																			
Years	GP-GS	Min.	Ave.	FGM-A	Pct.	3FGM-A	Pct.	FTM-A	Pct.	Off	Def	Reb	Ave.	A	TO	B	S	Pts	Ave.
2021-22	27-27	746	27.6	93-221	.421	38-115	.330	35-53	.660	14	67	81	3.0	36	31	2	24	259	9.6
2022-23	27-27	933	34.6	137-297	.461	57-150	.380	71-103	.689	14	180	194	7.2	87	49	1	35	402	14.9
Totals	54-54	1679	31.1	230-518	.444	95-265	.358	106-156	.679	28	247	275	5.1	123	80	3	59	661	12.2

WOJCIC'S FOUR-YEAR COLLEGE STATS																			
Totals	GP-GS	Min.	Ave.	FGM-A	Pct.	3FGM-A	Pct.	FTM-A	Pct.	Off	Def	Reb	Ave.	A	TO	B	S	Pts	Ave.
Totals	99-55	2099	21.2	268-592	.453	107-294	.364	116-172	.674	32	294	326	3.3	147	99	4	75	759	7.7

PAXSON WOJCIK'S GAME-BY-GAME LOGS

2019-20 Loyola Chicago	FG	3FG	FT	REB	PF	PTS	A	TO	B	ST	MP
UC Davis	2-5	0-1	0-0	0-4-4	1	4	2	1	0	0	17
at Furman	1-3	0-0	0-0	1-1-2	1	2	0	0	0	0	9
Coppin State	DNP										
St. Joseph's	2-2	0-0	2-3	0-2-2	0	6	2	0	0	1	21
IUPUI	4-6	2-3	0-0	0-4-4	0	10	3	0	0	3	24
vs. South Florida	2-3	0-0	1-2	0-1-1	3	5	0	1	0	2	25
vs. Colorado State	2-2	0-0	0-0	0-4-4	2	4	2	1	0	0	32
vs. Old Dominion	0-0	0-0	0-0	0-2-2	1	0	1	2	0	0	12
at Ball State	0-0	0-0	0-0	0-0-0	0	0	0	1	0	0	7
Quincy	2-3	1-2	0-0	0-3-3	2	5	2	0	0	2	22
Norfolk State	0-1	0-1	0-0	0-0-0	0	0	0	1	0	0	12
vs. Vanderbilt	1-2	1-1	0-0	1-2-3	1	3	0	0	0	0	11
Davidson	0-0	0-0	0-0	0-3-3	1	0	0	0	0	0	11
at Valparaiso	0-0	0-0	0-0	0-0-0	0	0	0	0	0	0	4
Missouri State	0-0	0-0	0-0	0-0-0	0	0	0	0	0	1	5
at Drake	0-0	0-0	0-0	0-0-0	0	0	1	0	0	0	3
Evansville	2-2	2-2	0-1	0-2-2	0	6	0	2	0	1	14
Southern Illinois	0-0	0-0	0-0	0-0-0	0	0	0	0	0	0	2
at Illinois State	2-2	1-1	0-0	0-0-0	1	5	0	1	0	0	7
Indiana State	1-3	0-1	0-1	0-0-0	2	2	1	0	0	0	14
at Northern Iowa	1-1	1-1	0-0	0-2-2	3	3	0	0	0	0	10
at Southern Illinois	0-0	0-0	0-0	0-1-1	2	0	1	0	0	2	10
Bradley	0-0	0-0	0-0	0-0-0	0	0	0	0	0	1	7
at Indiana State	0-2	0-1	0-0	0-0-0	0	0	0	1	0	0	10
Valparaiso	0-1	0-1	0-0	0-0-0	2	0	0	0	0	0	4
at Evansville	0-1	0-1	0-0	0-0-0	0	0	0	0	0	0	3
Northern Iowa	DNP										
Illinois State	0-1	0-1	0-0	0-0-0	0	0	0	0	0	0	4
at Missouri State	0-0	0-0	0-0	0-0-0	1	0	0	1	0	0	3
Drake	0-2	0-1	0-0	0-1-1	0	0	1	0	0	1	8
at Bradley	1-2	0-0	0-0	0-1-1	0	2	1	1	0	0	7
vs. Valparaiso (MVC)	2-4	0-1	0-0	0-2-2	0	4	1	1	0	0	9
2020-21 Loyola Chicago											
Lewis	0-1	0-1	1-2	0-0-0	4	1	0	1	1	0	10
Chicago State	3-4	0-1	1-1	0-1-1	1	7	2	1	0	0	8
at Illinois-Chicago	DNP										
at Wisconsin	DNP										
vs. Richmond	0-0	0-0	0-0	0-0-0	0	0	0	0	0	0	3
St. Francis (IL)	1-2	0-0	2-2	0-6-6	2	4	2	1	0	0	23
Illinois State	2-4	1-1	0-0	1-2-3	0	5	1	1	0	0	10
Illinois State	0-1	0-1	3-3	0-0-0	1	3	0	0	0	0	3
North Texas	DNP										
at Indiana State	DNP										
at Indiana State	DNO										
Northern Iowa	0-0	0-0	0-0	0-0-0	0	0	0	0	0	0	1
Northern Iowa	3-5	1-2	0-1	0-1-1	0	7	1	0	0	2	11
at Valparaiso	2-3	1-2	0-0	1-1-2	0	5	0	1	0	0	5
at Bradley	DNP										
at Bradley	DNP										
at Missouri State	0-0	0-0	0-0	0-0-0	0	0	0	0	0	0	5
at Missouri State	0-1	0-1	0-0	0-0-0	0	0	0	0	0	0	3
Evansville	DNP										
Evansville	DNP										
at Drake	1-1	0-0	0-0	0-0-0	0	2	0	0	0	0	2
at Drake	DNP										
Valparaiso	DNP										
Southern Illinois	DNP										
Southern Illinois	DNP										
vs. S. Illinois (MVC)	1-4	1-1	0-0	0-1-1	0	3	0	0	0	0	6
vs. Indiana State	0-0	0-0	0-0	0-0-0	1	0	0	0	0	0	3
vs. Drake	DNP										
vs. Georgia Tech (NCAA)	DNP										
vs. Illinois	DNP										
vs. Oregon State	0-0	0-0	0-0	0-0-0	0	0	0	0	0	0	0

2021-22 Brown	FG	3FG	FT	REB	PF	PTS	A	TO	B	ST	MP
Salve Regina	4-7	4-7	0-0	0-5-5	0	12	3	0	0	0	22
at North Carolina	7-19	0-5	0-1	0-6-6	4	14	3	0	0	2	36
Central Connecticut	4-9	1-5	3-3	1-5-6	2	12	1	2	0	0	28
Johnson & Wales	4-6	1-3	0-0	1-2-3	2	9	1	2	0	1	16
vs. Creighton	3-10	2-5	4-5	1-2-3	1	12	0	3	1	1	29
vs. Bradley	2-7	1-2	2-5	0-0-0	1	7	0	0	0	0	31
vs. Colorado	4-8	1-4	5-7	0-5-5	1	14	1	2	0	0	33
Bryant	2-7	0-3	0-0	1-2-3	1	4	1	2	0	1	35
at Quinnipiac	1-8	1-6	0-0	1-3-4	2	3	2	3	0	0	30
at UMass-Lowell	2-6	2-3	3-5	1-2-3	2	9	4	2	0	4	32
Sacred Heart	7-11	3-7	0-0	0-2-2	1	17	1	1	0	0	28
at Merrimack	4-5	4-5	2-2	1-2-3	0	14	1	2	0	0	27
Vermont	5-10	1-5	2-3	1-4-5	3	13	2	1	0	0	33
at Syracuse	3-8	2-4	0-0	1-0-1	0	8	1	1	0	1	25
at Maryland	1-4	0-1	1-3	2-7-9	1	3	3	1	0	1	31
at Penn	4-8	0-2	1-1	0-0-0	3	9	1	1	0	1	29
at Harvard	6-12	3-6	2-4	0-4-4	2	17	2	1	0	0	32
at Dartmouth	0-7	0-5	0-0	0-1-1	1	0	0	1	0	0	24
at Princeton	3-7	1-3	2-2	0-2-2	2	9	0	3	0	3	32
Yale	5-10	2-6	1-1	0-3-3	2	13	1	0	0	0	30
at Columbia	5-8	4-6	1-3	0-3-3	2	15	0	2	0	2	22
Cornell	5-10	3-8	3-3	2-2-4	2	16	3	0	1	1	32
Harvard	3-7	1-4	0-0	1-2-3	1	7	4	1	0	2	36
Dartmouth	4-8	0-2	3-5	0-1-1	1	11	1	0	0	2	29
at Cornell	1-4	0-2	0-0	0-0-0	1	2	0	0	0	1	8
Princeton	3-9	1-5	0-0	0-2-2	3	7	0	0	0	1	24
Penn	1-6	0-1	0-0	0-0-0	1	2	0	0	0	0	12
vs. Columbia	DNP										
at Yale	DNP										

2022-23 Brown	FG	3FG	FT	REB	PF	PTS	A	TO	B	ST	MP
at Vermont	5-12	1-5	2-2	0-10-10	2	13	2	4	0	3	33
Colgate	4-9	2-4	2-2	1-6-7	0	12	3	2	0	1	26
at Loyola (MD)	4-9	3-4	1-4	0-10-10	3	12	5	2	0	2	38
Stony Brook	2-7	1-6	2-5	0-5-5	3	7	4	1	0	3	34
UMass-Lowell	6-12	5-10	0-0	0-4-4	3	17	1	2	0	3	33
Maine	4-6	2-4	1-1	2-6-8	3	11	2	0	0	0	35
at Central Connecticut	4-10	0-3	3-5	0-5-5	1	11	2	3	0	0	34
at Bryant	6-12	3-8	3-4	0-4-4	2	18	1	1	0	1	37
at Hartford	8-12	3-6	0-0	0-4-4	3	19	6	2	0	0	31
at Rhode Island	3-14	1-8	1-3	0-11-11	0	8	1	0	0	1	36
at Michigan State	3-11	1-6	3-4	3-10-13	0	10	4	1	0	1	35
New Hampshire	3-10	2-5	0-0	1-5-6	4	8	4	2	0	0	28
at Northwestern	4-13	4-9	1-2	0-8-8	4	13	4	4	0	2	34
Penn	4-10	1-3	1-3	0-4-4	2	10	3	1	0	1	34
Harvard	6-11	4-8	1-1	0-6-6	4	17	3	4	0	1	39
Dartmouth	5-12	4-7	2-2	0-5-5	2	16	4	0	0	3	35
Princeton	5-10	1-3	3-5	0-5-5	3	14	4	0	0	1	36
at Yale	5-11	1-4	2-4	0-9-9	1	13	3	3	0	1	37
Columbia	7-10	0-1	0-0	1-6-7	2	14	2	1	0	1	32
at Cornell	7-13	4-7	4-4	0-9-9	1	22	4	4	1	1	36
at Dartmouth	4-10	3-7	4-4	1-8-9	3	15	6	2	0	1	36
at Harvard	6-13	3-7	8-11	1-7-8	0	23	0	1	0	1	36
Cornell	6-12	3-7	0-0	0-11-11	3	15	6	1	0	0	35
at Princeton	4-13	0-5	7-10	2-6-8	3	15	1	2	0	1	33
at Penn	6-10	3-5	9-11	0-2-2	0	24	2	3	0	1	34
at Columbia	7-9	0-1	6-9	2-6-8	2	20	6	2	0	2	37
Yale	9-16	2-7	5-7	0-8-8	5	25	4	1	0	3	38



13 – JALEN WASHINGTON

6-10, 230, Sophomore, Forward, Gary, Ind.



X: @jalen_w13
Instagram: w._jalen

2022-23: Averaged 2.2 points and 1.4 rebounds in 20 games • Grabbed three rebounds in the win over Virginia • Two field goals (first multi-FG game in seven games) vs. Clemson • Made all four of his free throws at Louisville and was a plus 18 in 19 minutes vs. the Cards • Breakout game at Virginia when he scored 13 points and grabbed six rebounds in 27 minutes • Pressed into extended minutes after Armando Bacot injured his ankle less than two minutes into the game with Pete Nance already out with a strained back • Scored

12 first-half points as Carolina built a 29-27 lead • Came into the game having played 19 minutes total in his previous six games • Three rebounds in home win over Notre Dame • Six points in six minutes vs. The Citadel • Made his collegiate debut and scored his first two points on 12/10 vs. Georgia Tech.

Prep: Played for coaches Chris Buggs and Sean Smith at Gary West Side Leadership Academy • Did not play his senior season due to a knee injury • 2022 Indiana All-Star • First-team all-state and all-conference as a junior when he averaged 12.5 points, seven rebounds, three assists and three blocks • Led Gary West Side to the state semifinals • NBPA Camp invitee • Trained with the 2022 USA Junior National Team.

Personal: Born Jalen Cantrell Washington on Feb. 21, 2004, in Hobart, Ind. • Son of Jada Sterling and Jimmy Washington Sr. • Majoring in exercise and sports science/sports administration • Has seven-foot, four-inch wingspan • Ranked No. 2 academically in his senior class and was a member of the Indiana Academic All-State team • Member of the National Honor Society • Played AAU for Meanstreets • Played the cello and piano from second to seventh grade • His older brother, Jimmie, plays basketball at IU-Northwest.


2022-23	FG	3FG	FT	REB	PF	PTS	A	TO	B	S	MP
first 9 games	DNP (right knee)										
Georgia Tech	1-1	0-0	0-0	0-0-0	0	2	0	0	0	0	2
The Citadel	2-4	0-0	2-3	0-0-0	1	6	0	0	0	0	6
vs. Ohio State	0-0	0-0	0-0	0-0-0	0	0	0	0	0	0	0+
vs. Michigan	0-0	0-0	1-2	0-1-1	1	1	0	0	0	0	1
at Pittsburgh	DNP										
Wake Forest	1-3	0-1	0-0	1-1-2	3	2	0	0	0	0	4
Notre Dame	1-2	0-0	0-0	1-2-3	1	2	0	2	0	0	6
at Virginia	5-11	0-2	3-6	1-5-6	1	13	0	1	1	0	27
at Louisville	1-2	0-0	4-4	0-3-3	4	6	0	2	0	1	19
Boston College	DNP - sprained right ankle										
NC State	0-1	0-0	1-2	0-0-0	0	1	1	0	0	0	5
at Syracuse	1-1	0-0	0-0	0-2-2	0	2	0	0	0	0	5
Pittsburgh	0-0	0-0	0-0	0-0-0	0	0	0	0	0	0	3
at Duke	1-2	0-1	0-0	0-0-0	1	2	0	0	0	0	4
at Wake Forest	1-2	0-1	0-0	0-1-1	0	2	0	1	0	0	6
Clemson	2-4	0-1	0-0	0-1-1	1	4	0	0	0	0	8
Miami	0-0	0-0	0-0	0-1-1	0	0	0	0	0	0	2
at NC State	DNP										
at Notre Dame	0-1	0-0	0-0	0-0-0	0	0	0	0	0	0	1
Virginia	0-0	0-0	0-0	0-3-3	0	0	0	1	0	0	4
at Florida State	0-1	0-1	0-0	0-2-2	1	0	1	0	0	0	4
Duke	0-0	0-0	0-0	0-0-0	1	0	0	0	0	0	1
vs. BC (ACC)	0-0	0-0	0-0	0-2-2	1	0	0	0	0	0	4
vs. Virginia	DNP										



Year	GP-GS	Min.	Ave.	FGM-A	Pct.	3FGM-A	Pct.	FTM-A	Pct.	Off	Def	Reb	Ave.	A	TO	B	S	Pts	Ave.
2022-23	20-0	113	5.7	16-35	.457	0-7	.000	11-17	.647	3	24	27	1.4	2	7	1	1	43	2.2



14 – CREIGHTON LEBO
6-1, 180, Senior, Guard, Greenville, N.C.



X: @LeboCreighton
Instagram: creighton_lebo

Has played in 15 games over the last three seasons • Was a member of the 2022 team that won the NCAA East Regional and advanced to the national championship game • Scored a career-best two points four times.

Prep: Graduated from the Greenfield School in Wilson, N.C., where he played two seasons for Coach Rob Salter • Same high school as former Tar Heel Coby White • Selected to play in the North Carolina Independent Schools All-Star Game

• Averaged 17 points in leading Greenfield to the 2019 1-A NCISAA state championship • Also attended J.H. Rose High School in Greenville, N.C.

Personal: Born Brian C Lebo on Sept. 8, 2001, in Cookeville, Tenn. • Majoring in exercise and sports science/sports administration • Son of Jeff and Melissa Lebo • Jeff is in his third season as an assistant coach at UNC • He played for the Tar Heels from 1985-89 and was a head coach for 20 seasons at Tennessee Tech, Chattanooga, Auburn and East Carolina • Member of the National Honor Society.

2020-21	FG	3FG	FT	REB	PF	PTS	A	TO	B	S	MP
Coll. of Charleston	0-0	0-0	0-0	0-1-1	0	0	0	0	0	0	1
vs. UNLV	0-1	0-1	0-0	0-0-0	0	0	0	0	0	0	2
vs. Kentucky	0-0	0-0	0-0	0-0-0	0	0	0	0	0	0	0+
at Virginia	1-1	0-0	0-0	0-0-0	0	2	0	0	0	0	1
Northeastern	1-1	0-0	0-0	0-0-0	0	2	0	0	0	0	2
Louisville	1-1	0-0	0-0	0-0-0	0	2	0	0	0	0	2
vs. Notre Dame (ACC)	0-0	0-0	0-0	1-0-1	0	0	0	1	0	0	3
2021-22	FG	3FG	FT	REB	PF	PTS	A	TO	B	S	MP
Elon	0-0	0-0	0-0	0-0-0	0	0	0	0	0	0	1
at Boston College	0-0	0-0	0-0	0-0-0	0	0	0	0	0	0	4
NC State	0-0	0-0	0-0	0-0-0	0	0	0	0	0	0	1
Florida State	0-1	0-0	0-0	0-0-0	0	0	0	2	0	0	1
vs. Marquette (NCAA)	0-1	0-1	0-0	0-0-0	0	0	0	0	0	1	1
2022-23	FG	3FG	FT	REB	PF	PTS	A	TO	B	S	MP
The Citadel	1-2	0-1	0-0	0-0-0	0	2	1	0	0	0	2
Clemson	0-0	0-0	0-0	0-0-0	0	0	0	0	0	0	0+
vs. BC (ACC)	0-1	0-0	0-0	0-0-0	1	0	0	0	0	1	1



Year	GP-GS	Min.	Ave.	LEBO'S STATS												Pts	Ave.		
				FGM-A	Pct.	3FGM-A	Pct.	FTM-A	Pct.	Off	Def	Reb	Ave.	A	TO			B	S
2020-21	7-0	10	1.5	3-4	.750	0-1	.000	0-0	-	1	1	2	0.3	0	1	0	0	6	0.9
2021-22	5-0	7	1.5	0-2	.000	0-1	.000	0-0	-	0	0	0	0.0	0	2	0	1	0	0.0
2022-23	3-0	3	1.0	0-1	.000	0-0	-	0-0	-	0	0	0	0.0	0	0	0	1	2	0.7
Totals	15-0	20	1.5	3-7	.429	0-2	.000	0-0	-	1	1	2	0.1	0	3	0	2	8	0.5



22 – ROB LANDRY

6-4, 190, Senior, Guard, Greensboro, N.C.



Instagram: roblandry15

Played in six games over the previous two seasons
 • Was a member of the 2022 team that won the NCAA East Regional and advanced to the national championship game •

Inducted last year into Phi Beta Kappa and won the 2022-23 Athletic Director's Scholar-Athlete Award for men's basketball • Made the ACC Academic Honor Roll and NABC Honors Court for outstanding grade point average • Majoring in business administration and chemistry (with a concentration in biochemistry) • Member of

the Honors program • Took a gap semester in 2021 to gain experience in biotechnology.

Personal: Robert Morris Landry is the son of Anne and Pearce Landry Born August 4, 2000, in Charlotte • Played on the UNC junior varsity team as a freshman in 2019-20 • His father played for the Tar Heels from 1993-95 and was captain of the team that won the NCAA South Regional and played in the Final Four in 1995.

Prep: Attended Greensboro Day School and the North Carolina School of Science and Math in Durham • Played for Coach Freddy Johnson at GDS and Levon Barnes at NCSSM • Played for club team the NC Spartans • Also competed for four years on the high school golf teams • Led GDS to the North Carolina Independent Schools 3-A state championship in 2017 • Helped GDS upset IMG Academy in the Dick's Sporting Good national tournament • Averaged better than 16 points in each of his last three high school seasons • Scholarship recipient in the Kenan-Flagler Business School • Earned a perfect score on the ACT • National Merit Award finalist

2021-22	FG	3FG	FT	REB	PF	PTS	A	TO	B	S	MP
Elon	0-0	0-0	0-0	0-0-0	0	0	0	0	0	0	1
NC State	0-0	0-0	0-0	0-0-0	0	0	0	0	0	0	1
Florida State	0-0	0-0	0-0	0-0-0	0	0	0	1	0	0	1
2022-23	FG	3FG	FT	REB	PF	PTS	A	TO	B	S	MP
The Citadel	0-0	0-0	0-0	0-0-0	0	0	0	0	0	0	2
Clemson	0-0	0-0	0-0	0-0-0	0	0	0	0	0	0	0+
vs. BC (ACC)	0-1	0-1	0-0	0-0-0	0	0	0	0	0	0	1



Year	GP-GS	Min.	Ave.	LANDRY'S STATS												Pts	Ave.			
				FGM-A	Pct.	3FGM-A	Pct.	FTM-A	Pct.	Off	Def	Reb	Ave.	A	TO			B	S	
2021-22	3-0	3	1.0	0-0	-	0-0	-	0-0	-	0	0	0	0.0	0	1	0	0	0	0	0.0
2022-23	3-0	3	1.0	0-1	.000	0-1	.000	0-0	-	0	0	0	0.0	0	0	0	0	0	0	0.0
Totals	6-0	6	1.0	0-1	.000	0-1	.000	0-0	-	0	0	0	0.0	0	1	0	0	0	0	0.0



24 – JAE'LYN WITHERS
6-9, 215, Grad Student, Forward, Charlotte, N.C.



X: @jaelynwitthers
 Instagram: jaelynwitthers

Career: Earned his degree in exercise science from the University of Louisville • Made 64 starts in 81 games over the past three seasons for the Cardinals, where he averaged 8.0 points and 5.6 rebounds • Red-shirted in 2019-20 then earned All-ACC Freshman team honors the following season, when he averaged 10.1 points and 7.7 rebounds and led Louisville in field goal shooting at 55.1% • Scored in double figures 30 times with a career-best 20 points twice, grabbed a career-high 13 rebounds twice and had five double-doubles in

points and rebounds • Made a career-best four three-pointers three times • Originally from Charlotte, where his father, Curtis, was a three-time all-conference standout for the 49ers • First name pronounced JAY-lynn.

2022-23 at Louisville: Averaged 8.9 points and 5.3 rebounds • Shot 43.3% from the floor, including a team-high 41.7% from three (40 of 96) • Team captain • Scored in double figures 13 times, 10 in ACC play, with a high of 19 against Georgia Tech • Also had a career-high 13 rebounds vs. the Yellow Jackets for one of his two double-doubles (also 15 and 11 and a career-high five steals vs. Wright State) • Made a career-best four three-pointers against Georgia Tech, Florida State and Miami • Made a three in 21 games with multiple threes 12 times • Made 17 threes over a six-game stretch midway through conference play • Made 7 of 10 field goals, including 4 of 6 from three, and had five rebounds at Miami • Eight points and eight rebounds at home against UNC.

2021-22 at Louisville: Averaged 5.8 points and 4.6 rebounds in 29 games • Made 15 starts • Second on the team in rebounding and third with 20 steals • Scored in double figures eight times with a season-high 20 on 9 of 17 shooting from the floor at Notre Dame • Grabbed 11 rebounds vs. Maryland and had 10 vs. Clemson • Suffered a right knee contusion at Virginia Tech late in the season and did not play in the final three games • Averaged eight points and shot 45% from the floor in the 12 games prior to the injury • Also played limited minutes in two games in late February after taking an elbow in practice and needing stitches in his mouth.

2020-21 at Louisville: Earned ACC All-Freshman team honors after averaging 10.1 points and 7.7 rebounds and shooting 55.2% from the floor (79 of 143) • Third in the ACC in offensive rebound percentage and seventh in rebounds per game • First Cardinal to earn ACC freshman team honors since the Cardinals joined the league and Louisville's first freshman honoree since Chane Behanan made the Big East All-Rookie team in 2012 • Only Cardinal to start every game • Scored in double figures nine times with a season-high 20 in his third college game against Prairie View • Named ACC Co-Freshman of the Week after averaging 14 points and 11 rebounds and shooting 52.4 percent from the field in wins over Notre Dame and Duke • Scored a dozen points and grabbed a season-high 13 rebounds against the Irish and had 16 points, nine boards at Duke • Had three double-doubles (also 16 and 12 vs. Virginia Tech and 18 and 11 at Miami) • The 16 and 12 against the Hokies made him the first Louisville freshman to have at least 15 points and 12 rebounds in league play since Pervis Ellison had 21 and 13 vs. Memphis in 1986 • Scored 10 of his 13 points in the second half in the Cards' home win over the Blue Devils.

2019-20 at Louisville: Red-shirted.

Prep: Played at North Mecklenberg High School in Huntersville, N.C., from 2015-18 and his senior year at Cleveland Heights High School in Cleveland, Ohio • Averaged 19.8 points, 9.7 rebounds and 2.2 blocked shots in



2018-19 at Cleveland Heights • Averaged 20 points, 10.1 rebounds and shot 43 percent from three-point range in leading North Mecklenberg to a 27-2 record and the 2018 regular-season and tournament conference championships • Earned first team all-state honors in North Carolina as a junior from the Associated Press, was the Charlotte Observer's 4A Metro Player of the Year and the conference player of the year • Played AAU for Team Loaded North Carolina • Played in the Roundball Classic in Pittsburgh.

Personal: • Born Dec. 20, 2000, in Charlotte • Son of Sheena Carr and Curtis Withers • Curtis was a three-time All-Conference USA forward at Charlotte from 2002-06 and is second in 49er history in double-doubles (46), third in rebounding (1,042) and seventh in scoring (1,750) • Has four siblings – Jayla, Ja'Kayla and Jah'King Withers and Messiah Carr • His cousin, Jaire Alexander, played football at Louisville (2015-17) and is a cornerback for the Green Bay Packers, who selected him in the first round in 2018.

WITHERS' STATS AT LOUISVILLE

Year	GP-GS	Min.	Ave.	FGM-A	Pct.	3FGM-A	Pct.	FTM-A	Pct.	Off	Def	Reb	Ave.	A	TO	B	S	Pts	Ave.
2020-21	20-20	515	25.7	79-143	.552	8-21	.381	36-53	.679	51	102	153	7.7	9	24	7	18	202	10.1
2021-22	29-15	525	18.1	64-156	.410	15-64	.234	24-36	.667	30	102	132	4.6	16	44	12	20	167	5.8
2022-23	32-29	800	25.0	97-224	.433	40-96	.433	50-68	.735	24	146	170	5.3	25	71	13	22	284	8.9
Totals	81-64	1840	22.7	240-523	.459	63-181	.348	110-157	.701	105	350	455	5.6	50	139	32	60	653	8.1

JAE'LYN WITHERS' GAME-BY-GAME LOGS


2020-21 (Louisville)	FG	3FG	FT	REB	PF	PTS	AST	TOV	BLK	STL	MP
Evansville•	3-6	1-2	1-2	1-4-5	4	8	0	1	0	0	17
Seton Hall•	3-6	0-1	5-6	0-6-6	3	11	1	2	0	0	31
Prairie View•	8-10	1-2	3-5	1-8-9	2	20	1	1	0	0	32
Western Kentucky•	3-9	0-2	2-2	2-7-9	5	8	2	1	1	3	27
at Wisconsin•	3-5	0-1	0-0	1-2-3	0	6	1	1	0	1	14
at Pitt•	3-7	0-0	0-1	5-2-7	2	6	1	1	1	1	23
Kentucky•	3-3	0-0	2-2	2-7-9	4	8	1	1	0	0	29
at Boston College•	2-3	0-0	1-1	1-6-7	5	5	0	3	0	0	22
Virginia Tech•	6-12	0-1	4-4	3-9-12	4	16	0	1	1	2	29
at Wake Forest•	2-2	0-0	0-0	0-1-1	5	4	0	0	0	0	9
at Miami•	8-9	1-1	1-3	3-8-11	4	18	0	2	1	2	28
Florida State•	6-9	0-0	2-3	3-6-9	1	14	0	0	0	0	36
Duke•	5-6	0-0	3-5	3-4-7	3	13	0	3	0	0	27
at Clemson•	2-7	0-1	3-5	4-8-12	1	7	0	0	0	3	32
Georgia Tech•	2-5	0-0	2-2	3-4-7	3	6	1	0	2	1	20
at North Carolina•	2-6	0-1	0-0	6-2-8	3	4	0	2	0	0	20
Notre Dame•	5-11	2-2	0-0	4-9-13	3	12	1	1	0	1	26
at Duke•	6-10	1-3	3-5	4-5-9	5	16	0	2	1	1	36
Virginia•	4-10	2-4	2-5	3-3-6	1	12	0	2	0	2	31
vs. Duke (ACC)•	2-6	0-0	2-2	2-1-3	4	6	0	0	0	1	25
2021-22 (Louisville)	FG	3FG	FT	REB	PF	PTS	AST	TOV	BLK	STL	MP
Southern•	1-2	1-2	0-0	2-6-8	4	3	0	3	1	1	13
Furman•	6-15	2-7	0-0	0-9-9	3	14	1	1	1	1	34
Navy•	4-4	1-1	2-2	1-2-3	1	11	0	2	0	3	26
Detroit Mercy•	1-4	0-2	0-0	1-2-3	3	2	1	2	0	0	21
vs. Mississippi State•	4-6	2-4	1-2	0-3-3	4	11	0	2	0	1	21
vs. Maryland•	1-3	0-2	3-4	4-7-11	1	5	0	3	2	1	18
at Michigan State•	3-6	0-3	1-3	0-2-2	3	7	1	1	0	2	19
at NC State•	1-6	0-2	1-1	2-3-5	2	3	0	1	0	0	17
DePaul	0-2	0-1	0-0	0-3-3	2	0	1	3	1	0	10
Southeastern Louisiana	1-3	0-0	1-2	1-5-6	0	3	3	3	0	0	23
at Western Kentucky•	0-4	0-1	1-2	0-6-6	2	1	2	0	0	0	20
Wake Forest	2-5	2-4	0-0	1-7-8	4	6	0	2	0	0	18
at Georgia Tech	0-2	0-1	1-2	0-2-2	2	1	1	2	0	0	10
Pittsburgh	0-1	0-1	0-0	0-1-1	0	0	0	1	0	0	5
at Florida State	1-3	0-0	2-2	1-3-4	2	4	0	0	0	0	14
NC State	0-0	0-0	0-0	0-0-0	0	0	0	1	0	0	3
at Pittsburgh	0-3	0-1	0-0	0-2-2	0	0	1	0	0	0	11
Boston College	4-6	0-1	2-3	1-4-5	1	10	1	3	0	1	22
Notre Dame	4-10	0-3	1-2	4-5-9	0	9	1	1	0	1	19
at Virginia	1-2	0-1	0-0	0-2-2	1	2	0	2	0	0	7
Duke	0-1	0-1	2-2	0-3-3	2	2	1	0	0	0	15
North Carolina	5-9	2-4	0-0	1-1-2	5	12	0	2	2	0	24
at Syracuse	4-9	0-3	5-6	4-1-5	2	13	2	2	1	1	26
at Notre Dame•	9-17	1-4	1-2	1-4-5	4	20	0	0	0	3	30
Miami•	4-11	1-3	0-1	2-4-6	4	9	0	2	1	3	25
Clemson•	3-8	1-4	0-0	2-8-10	1	7	0	1	2	1	30
at North Carolina•	4-9	2-6	0-0	0-7-7	1	10	0	2	0	1	33
at Wake Forest•	1-3	0-1	0-0	1-0-1	1	2	0	0	0	0	6
at Virginia Tech•	0-2	0-1	0-0	1-0-1	1	0	0	2	1	0	7
Virginia											DNP – right knee contusion
vs. Georgia Tech (ACC)											DNP – right knee contusion
vs. Virginia											DNP – right knee contusion

2022-23 (Louisville)	FG	3FG	FT	REB	PF	PTS	AST	TOV	BLK	STL	MP
Bellarmine•	5-9	2-3	5-5	0-2-2	5	17	0	3	0	2	25
Wright State•	7-11	1-5	0-0	0-11-11	0	15	0	2	0	5	34
Appalachian State•	0-1	0-0	0-0	0-0-0	5	0	0	3	0	0	10
vs. Arkansas•	1-4	0-2	5-6	0-5-5	4	7	1	3	0	1	25
vs. Texas Tech•	3-7	1-2	0-0	0-5-5	2	7	0	5	0	0	25
vs. Cincinnati•	2-7	1-5	1-3	2-5-7	4	6	2	0	0	0	30
Maryland•	2-7	0-2	1-2	0-2-2	3	5	0	2	0	0	17
Miami•	4-8	2-4	2-2	1-5-6	2	12	0	3	1	0	26
at Florida State•	3-10	2-5	0-0	2-5-7	2	8	3	1	1	1	25
Western Kentucky•	4-4	2-2	0-0	1-5-6	3	10	3	3	0	1	19
Florida A&M•	3-6	1-2	0-0	2-3-5	1	7	1	4	1	0	18
Lipscomb•	4-10	1-2	0-0	1-3-4	1	9	1	1	0	1	25
at NC State•	0-3	0-0	1-2	1-2-3	2	1	0	3	1	0	17
at Kentucky•	0-1	0-0	2-2	0-1-1	2	2	0	1	0	0	17
Syracuse	4-11	2-6	0-0	0-7-7	4	10	1	2	1	1	22
Wake Forest	3-7	2-4	3-4	2-3-5	1	11	0	1	1	0	27
at Clemson	4-6	3-3	0-0	0-1-1	2	11	0	3	1	1	21
North Carolina•	3-9	0-3	2-3	2-6-8	2	8	0	1	0	0	31
Pittsburgh•	2-6	1-3	3-4	1-6-7	2	8	0	1	1	1	26
at Boston College•	6-12	2-4	2-2	0-7-7	3	16	1	3	0	0	30
at Notre Dame•	4-10	2-5	0-0	2-2-4	4	10	0	4	1	0	16
Georgia Tech•	4-8	4-6	7-9	0-13-13	4	19	1	2	0	2	35
Florida State•	4-7	4-6	2-2	0-4-4	1	14	1	3	0	0	34
at Pittsburgh•	2-7	1-2	4-6	0-1-1	3	9	1	2	0	1	22
at Miami•	7-10	4-6	0-0	0-5-5	3	18	1	2	1	1	38
Virginia•	4-11	1-7	3-4	0-8-8	2	12	0	1	2	0	31
Clemson•	3-6	0-0	2-2	1-8-9	2	8	2	2	0	2	33
at Duke•	1-7	0-2	0-0	1-3-4	1	2	0	1	0	0	29
at Georgia Tech•	3-8	1-3	1-2	2-7-9	1	8	3	1	1	0	28
Virginia Tech•	1-1	0-0	0-2	2-2-4	2	2	1	3	0	0	21
at Virginia•	2-5	0-1	2-4	1-2-3	2	6	0	2	0	0	19
vs. BC (ACC)•	2-5	0-1	2-2	0-7-7	3	6	2	3	0	0	24



32 – JAMES OKONKWO

6-8, 240, Junior, Forward, Maidenhead, England



X: @kingjmo_32
Instagram: kingjmo_32

Is the third Tar Heel men's basketball player from England, joining London's Steve Bucknall, who played for Carolina from 1985-89, and Durham's Neil Fingleton, a Tar Heel in 2001-02 • Transferred to UNC after two seasons at West Virginia.

At West Virginia: Played in 34 games over the past two seasons for the Mountaineers • Led West Virginia in blocked shot (22) and was second in field goal percentage (57.4%) in 11 minutes per game last season • Had career highs with 10 points and

10 rebounds vs. Oklahoma and also grabbed 10 rebounds against Texas Tech • Grabbed five or more rebounds 10 times and blocked multiple shots five times with a high of three against Iowa State • Also grabbed nine rebounds in that game against Iowa State • Played double-digit minutes 19 times and averaged 2.3 points and 3.0 rebounds as a sophomore • Had five points and six points vs. Kansas in the Big 12 Championship • Was a member of the Big 12 Honor Roll and was on the Big 12's Academic Rookie team in 2022.

Personal: James Uchenna Okonkwo is the son of Cyril and Sharon Okonkwo • Born October 1, 2003 in the United Kingdom • Majoring in communication studies • Played for Great Britain's U20 team in the 2023 Division B European Championships in Macedonia • Led Great Britain in scoring (12.1 ppg), rebounding (9.9 rpg) and blocked shots (2.1 bpg) in seven games • Graduated from Furze Platt Senior School in Maidenhead, England • Played for Coach Justin Dempsey • Came to the U.S. in the summer of



West Virginia 2021-22	FG	3FG	FT	REB	PF	PTS	A	TO	B	S	MP
Radford (12/4)	1-2	0-0	0-0	0-2-2	0	2	0	0	0	0	5
Kent State (12/12)	0-1	0-0	0-0	0-0-0	0	0	0	0	0	0	2
Texas Tech (2/5)	0-0	0-0	0-0	0-0-0	0	0	0	0	1	0	4
West Virginia 2022-23	FG	3FG	FT	REB	PF	PTS	A	TO	B	S	MP
Mount St. Mary's	1-1	0-0	0-0	2-3-5	0	2	0	0	2	0	15
at Pittsburgh	1-3	0-0	0-0	0-2-2	3	2	0	1	1	0	9
Morehead State	DNP										
Penn	2-5	0-2	0-0	1-4-5	3	4	0	0	1	0	15
vs. Purdue	1-3	0-2	0-0	0-3-3	0	2	0	0	0	0	15
vs. Portland State	0-0	0-0	0-0	0-1-1	0	0	0	0	0	0	8
vs. Florida	1-2	0-0	0-0	1-1-2	3	2	0	0	0	0	10
at Xavier	0-0	0-0	0-0	0-1-1	2	0	0	0	0	0	5
Navy	1-1	0-0	0-0	0-0-0	0	2	0	1	0	0	5
UAB	1-1	0-0	1-3	0-1-1	1	3	0	1	1	0	10
Buffalo	0-0	0-0	0-0	0-0-0	0	0	0	0	0	0	2
Stony Brook	1-1	0-0	0-0	0-0-0	2	2	0	0	0	0	5
at Kansas State	DNP										
at Oklahoma State	0-0	0-0	0-0	0-0-0	0	0	0	0	0	0	2
Kansas	1-1	0-0	2-5	1-5-6	2	4	0	0	2	0	19
Baylor	1-1	0-0	0-1	0-1-1	0	2	0	0	0	0	6
at Oklahoma	DNP										
TCU	0-0	0-0	0-0	0-0-0	1	0	0	0	0	0	2
Texas	3-3	0-0	0-1	2-2-4	0	6	0	0	1	0	14
at Texas Tech	1-2	0-0	3-3	3-7-10	3	5	0	1	2	1	22
Auburn	1-1	0-0	4-5	0-4-4	2	6	1	0	2	0	15
at TCU	0-1	0-0	1-2	0-2-2	0	1	0	0	1	1	9
Oklahoma	3-4	0-0	4-4	6-4-10	3	10	1	2	1	0	14
Iowa State	0-1	0-0	4-6	2-7-9	1	4	0	0	3	0	14
at Texas	1-4	0-1	0-0	2-1-3	2	2	0	1	1	0	16
at Baylor	2-2	0-0	0-0	1-0-1	1	4	0	2	0	0	10
Texas Tech	2-2	0-0	1-2	1-3-4	1	5	0	0	0	0	19
Oklahoma State	1-3	0-0	0-0	2-3-5	5	2	0	1	1	0	11
at Kansas	0-0	0-0	1-2	1-1-2	0	1	0	0	0	0	12
at Iowa State	0-0	0-0	0-0	1-0-1	1	0	0	0	0	0	1
Kansas State	0-1	0-0	0-0	0-1-1	0	0	0	1	0	0	8
vs. Texas Tech (Big 12)	0-1	0-1	1-2	4-1-5	1	1	0	1	1	0	12
vs. Kansas	2-2	0-0	1-2	0-6-6	1	5	1	0	1	0	21
vs. Maryland (NCAA)	0-1	0-0	0-0	2-4-6	4	0	2	1	1	0	14

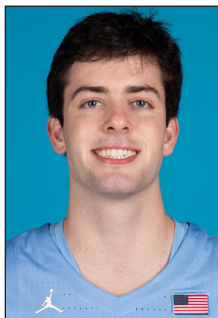
2020 • Attended Beckley Prep IJN in Beckley, W.Va. • Outstanding tennis player as a youth • Played eight years of competitive tennis and three years of soccer • His older brother, Oliver, plays tennis at Illinois • His younger brother, Alexander, plays tennis at Tulsa.

Year	GP-GS	Min.	Ave.	FGM-A	Pct.	OKONKWO'S' STATS AT WEST VIRGINIA				Off	Def	Reb	Ave.	A	TO	B	S	Pts	Ave.
						3FGM-A	Pct.	FTM-A	Pct.										
2021-22	3-0	11	3.7	1-3	.333	0-0	-	0-0	-	0	2	2	0.7	0	0	1	0	2	0.7
2022-23	31-0	340	11.0	27-47	.574	0-6	.000	23-38	.605	32	68	100	3.2	5	13	22	2	77	2.5
Totals	34-0	351	10.3	28-50	.560	0-6	.000	23-38	.605	32	70	102	3.0	5	13	23	2	79	2.3



34 – DUWE FARRIS

6-7, 210, Grad Student, Forward, Charlotte, N.C.



X: @Duwefarris
Instagram: duwefarris

Has played in 14 games over the last three seasons • Was a member of the 2022 team that won the NCAA East Regional and advanced to the national championship game • Scored career-best two points vs. Elon and NC State in 2021-22 • Graduated in 2023 with a degree in political science • Working toward a master's in applied professional studies • Made the ACC Academic Honor Roll and NABC Honors Court for outstanding grade point average.

Prep: Played for Coach Scott Taylor at Myers Park High School in Charlotte • Averaged 9.9 points and 4.5 rebounds as a senior • Led Myers Park to a 22-9 overall record and 11-3 mark in conference play • Three-year starter.

Personal: Born Duwe Gallagher Farris on Sept. 1, 2000 • Son of Rip and Blair Farris • Majoring in political science • Played on the UNC Junior Varsity team in 2019-20 • Is a fourth-generation Tar Heel student-athlete • His father, Ray III, known as Rip, ran track at UNC in the late 1980s • His grandfather, Ray Jr., was quarterback from 1959-61, and later served on UNC's Board of Governors • His great-grandfather, Ray, captained the football team in 1929 • His maternal grandfather, Doug Duwe, was an All-America swimmer at Texas in 1959 and 1961 • His sister, Sydney, graduated from UNC and is an artist living in Charlotte • His brother, Oliver, attends UNCW • His mother owns a women's lifestyles magazine.

2020-21	FG	3FG	FT	REB	PF	PTS	A	TO	B	S	MP
Coll. of Charleston	0-0	0-0	0-0	0-0-0	0	0	0	0	0	0	1
vs. UNLV	0-0	0-0	0-0	0-1-1	0	0	0	0	0	0	2
at Virginia	0-0	0-0	0-0	0-0-0	0	0	0	0	0	0	1
Northeastern	0-1	0-0	0-0	0-0-0	0	0	0	0	0	0	2
Louisville	0-1	0-0	0-0	1-0-1	0	0	0	0	0	0	2
vs. Wisconsin (NCAA)	0-0	0-0	0-0	0-0-0	0	0	0	0	0	0	1
2021-22	FG	3FG	FT	REB	PF	PTS	A	TO	B	S	MP
Loyola Maryland	0-0	0-0	1-2	0-1-1	3	1	0	0	0	0	2
Elon	1-1	0-0	0-0	0-0-0	0	2	0	0	0	0	1
at Boston College	0-0	0-0	0-0	0-0-0	0	0	0	0	0	0	3
NC State	1-1	0-0	0-0	1-0-1	0	2	0	0	0	0	1
Florida State	0-0	0-0	0-0	0-1-1	0	0	0	0	0	0	1
vs. Marquette (NCAA)	0-0	0-0	0-0	0-0-0	0	0	0	0	0	0	1
2022-23	FG	3FG	FT	REB	PF	PTS	A	TO	B	S	MP
The Citadel	0-0	0-0	0-0	0-0-0	0	0	0	0	0	0	2
Clemson	0-0	0-0	0-0	0-0-0	0	0	0	0	0	0	0+



Year	GP-GS	Min.	Ave.	FARRIS'S STATS															
				FGM-A	Pct.	3FGM-A	Pct.	FTM-A	Pct.	Off	Def	Reb	Ave.	A	TO	B	S	Pts	Ave.
2020-21	6-0	8	1.3	0-2	.000	0-0	-	0-0	-	1	1	2	0.3	0	0	0	0	0	0
2021-22	6-0	9	1.5	2-2	1.000	1-2	.500	1-2	.500	1	2	3	0.5	0	0	0	0	5	0.8
2022-23	2-0	2	1.0	0-0	-	0-0	-	0-0	-	0	0	0	0.0	0	0	0	0	0	0
Totals	14-0	19	1.4	2-4	.500	1-2	.500	1-2	.500	2	3	5	0.4	0	0	0	0	5	0.4



55 – HARRISON INGRAM
6-7, 235, Junior, Forward, Dallas, Texas



X: @Harrisoniingram
Instagram: harrison.ingram

Career: Played the past two seasons at Stanford, where he averaged 10.5 points, 6.2 rebounds and 3.4 assists in 65 games • Totaled 682 points, 405 rebounds and 218 assists • Was the 2022 Pac-12 Freshman of the Year • Made 62 starts for former UNC assistant coach Jerod Haase • Averaged 29.5 minutes • Scored in double figures 37 times, including his last 10 games, a stretch in which he averaged 12.7 points • Scored a career-high 24 points against Ole Miss on 11/24/2022 and had 21 in a win over fifth-ranked Southern

California as a freshman • Made a career-high three three-pointers in both of his 20-point games • Six games (all his freshman season) with 10 or more rebounds and five double-doubles • Career-best 11 rebounds in his third college game vs. San Jose State • Handed out five or more assists 22 times, including nine at Oregon State on 2/12/2022.

2022-23 at Stanford: Averaged 10.5 points and 5.8 rebounds and led the Cardinal and was eighth in the Pac-12 in assists with 3.7 per game • One of seven players in a major conference to average at least 10.5 points, 5.8 rebounds and 3.7 assists • One of only two players in the Pac-12 in the top 15 in rebounding and top 10 in assists • Was second on the team in scoring and rebounding • Scored in double figures 20 times, including 10 straight games in Pac-12 play to end the season • Had 76 assists and 39 turnovers in his last 17 games • Season-high and career-best 24 points vs. Ole Miss in Lake Buena Vista, Fla., when he was 6 for 12 from the floor, 3 for 5 from three and 9 for 10 from the free throw line • Totaled 12 points, nine rebounds and seven assists in the Cardinal's upset win over No. 4 Arizona.

2021-22 at Stanford: The Pac-12 Freshman of the Year • Six-time Pac-12 Freshman of the Week, the second-most in league history • Made honorable mention all-conference • Stanford Athletic Board Awards Conference Athlete of the Year • First Cardinal to win Pac-12 Freshman-of-the-Year honors since Casey Jacobsen in 1999-2000 • Averaged 10.5 points, 6.7 rebounds and 3.0 assists • His 6.7 rebounds were the second-most ever per game by a Stanford freshman • One of two Pac-12 freshman to average double figures in scoring • Ranked in the top 10 in several categories by a Stanford freshman – second in rebound average, sixth in assists, ninth in three-pointers and steals and 10th in scoring • Season-high 21 points, one of 17 games in double figures, in a win over No. 5 USC • Career-high nine assists in a win at Oregon State • Had five double-doubles, including three in league play vs. USC, Arizona State and Washington • Scored with 0.7 seconds to play against Dartmouth to send the game to overtime, where Stanford won.

Prep: Played at St. Mark's High School in Dallas • A McDonald's All-America • Played for Team USA in the 2021 FIBA U-19 World Cup in Latvia, where the U.S. won the gold medal • Averaged 22 points, 13 rebounds and eight assists in a Covid-shortened senior season • Texas State Private School Player of the Year and MaxPreps second-team All-America as a junior when he averaged 20 points, 12 rebounds and seven assists • First-team all-area honoree after leading St. Mark's to state and conference championships • Played AAU basketball with Southern Assault.

Personal: Born Harrison Claiborne Ingram in Dallas, Texas, on Nov. 27, 2002 • Son of Vera and Tyrous Ingram • Majoring in economics • His brother, Will, played basketball at Middlebury from 2017-21 • Enjoys playing ping pong, chess and poker.



INGRAM'S STATS AT STANFORD

Year	GP-GS	Min.	Ave.	FGM-A	Pct.	3FGM-A	Pct.	FTM-A	Pct.	Off	Def	Reb	Ave.	A	TO	B	S	Pts	Ave.
2021-22	32-30	995	31.1	119-307	.388	36-115	.313	63-95	.663	58	156	214	6.7	97	72	8	30	337	10.5
2022-23	33-32	920	27.9	124-304	.408	36-113	.319	61-102	.598	60	131	191	5.8	121	75	15	25	345	10.5
Totals	65-62	1915	29.5	243-611	.398	72-228	.316	124-197	.629	118	287	405	6.2	218	147	23	55	682	10.5

HARRISON INGRAM'S GAME-BY-GAME LOGS

Stanford 2021-22	FG	3FG	FT	REB	PF	PTS	A	TO	B	S	MP
Tarleton State•	7-11	1-2	1-1	3-4-7	2	16	1	1	0	0	31
at Santa Clara•	5-13	3-7	6-7	3-3-6	1	19	2	2	1	0	29
San Jose State•	8-13	2-3	1-3	4-7-11	3	19	6	1	0	1	38
Valparaiso	0-3	0-2	4-4	0-2-2	1	4	5	0	0	2	19
at Baylor•	2-7	0-1	0-1	2-7-9	2	4	2	0	1	0	30
NC A&T•	4-9	0-1	6-7	5-5-10	0	14	3	2	1	2	27
at Colorado•	3-13	2-7	0-0	1-1-2	2	8	5	3	0	0	33
Oregon•	5-11	3-7	3-4	2-6-8	2	16	5	2	0	1	33
Dartmouth•	6-15	1-4	0-0	0-7-7	1	13	2	1	0	1	38
vs. Texas•	5-13	0-4	5-5	2-5-7	2	15	3	4	0	3	31
vs. Wyoming•	1-4	0-2	3-4	4-3-7	2	5	1	1	0	0	18
vs. Liberty•	4-8	1-2	4-7	2-5-7	3	13	2	5	0	1	32
USC•	6-11	3-5	6-7	5-5-10	2	21	2	0	0	1	33
at Washington State•	1-6	0-3	2-3	0-4-4	2	4	3	3	0	0	30
at Washington•	2-6	2-4	1-2	1-6-7	2	7	2	4	1	1	23
Arizona•	2-7	1-2	0-1	3-4-7	2	5	1	0	0	2	27
Arizona State•	3-7	2-3	5-10	6-4-10	1	13	3	4	0	0	34
at USC•	4-10	2-6	2-2	1-2-3	1	12	5	0	0	1	36
at UCLA•	2-7	1-3	0-0	0-5-5	1	5	0	4	0	0	29
California•	4-10	0-4	4-4	0-4-4	2	12	1	1	0	2	31
Washington State•	2-11	0-7	1-2	2-2-4	1	5	1	2	0	1	31
Washington•	7-13	2-5	1-1	1-9-10	2	17	2	2	0	0	29
UCLA•	7-13	1-3	2-6	3-5-8	1	17	2	4	2	1	35
at Oregon•	4-10	2-6	0-0	1-3-4	2	10	4	4	0	0	33
at Oregon State•	7-10	2-2	0-0	0-6-6	3	16	9	2	0	1	37
Utah•	2-5	1-3	0-0	0-7-7	0	5	6	3	0	1	33
Colorado	1-9	0-4	0-1	0-5-5	2	2	1	2	0	2	33
at California•	2-10	1-4	1-3	1-2-3	3	6	2	0	0	0	30
at Arizona•	2-12	0-3	0-2	1-8-9	3	4	5	2	0	0	31
at Arizona State•	2-10	1-2	3-4	4-5-9	2	8	4	7	1	3	33
vs. Ariz St• (Pac 12)	2-7	0-1	2-4	1-9-10	0	6	3	2	1	2	33
vs. Arizona•	7-13	2-3	0-0	0-6-6	1	16	4	4	0	1	35
Stanford 2022-23	FG	3FG	FT	REB	PF	PTS	A	TO	B	S	MP
Pacific•	2-6	1-4	2-4	2-4-6	2	7	6	4	1	0	31
vs. Wisconsin•	2-8	0-2	2-4	2-6-8	2	6	1	3	2	0	32
San Diego State•	4-9	1-3	2-2	0-4-4	2	11	2	3	0	0	32
Cal Poly•	2-6	1-2	0-0	1-3-4	3	5	8	1	0	1	20
vs. Ole Miss•	6-12	3-5	9-10	2-2-4	3	24	2	2	0	0	25
vs. Florida State•	3-11	0-4	4-7	1-5-6	2	10	0	4	1	0	25
vs. Memphis•	4-13	2-5	0-0	2-4-6	3	10	4	3	1	1	33
UCLA•	3-8	0-5	0-0	0-1-1	1	6	1	2	1	1	20
at Arizona State•	5-14	0-3	2-3	3-2-5	1	12	5	3	1	3	29
Green Bay•	3-6	1-2	0-0	0-1-1	2	7	0	1	1	0	18
vs. Texas•	2-6	1-2	0-1	2-4-6	2	5	4	2	1	0	29
vs. Loyola Chicago•	5-8	1-1	4-5	1-4-5	0	15	3	1	0	1	25
Colorado•	0-5	0-2	1-2	2-0-2	0	1	1	3	0	0	24
Utah•	4-11	1-3	0-3	2-5-7	2	9	5	0	0	1	30
at California	3-8	0-1	0-1	3-1-4	1	6	1	2	1	0	17
at Washington•	4-10	1-4	0-0	2-7-9	2	9	2	2	1	0	27
at Washington State•	6-13	2-6	0-0	3-6-9	1	14	6	2	0	1	35
Oregon State•	3-6	1-3	1-4	2-6-8	2	8	6	2	0	1	29
Oregon•	4-8	3-6	0-0	2-6-8	3	11	5	2	1	2	28
Chicago State•	4-5	1-2	6-10	1-6-7	3	15	3	2	0	1	26
California•	6-11	2-5	0-0	2-2-4	1	14	2	0	1	0	24
at Utah•	1-7	1-3	3-4	2-3-5	3	6	6	3	0	1	27
at Colorado•	2-9	0-4	3-6	0-5-5	2	7	4	2	1	0	29
Arizona State•	4-12	2-4	2-4	5-3-8	1	12	5	3	0	0	32
Arizona•	5-10	2-2	0-2	2-7-9	3	12	7	3	0	1	31
at UCLA•	6-12	0-2	1-2	1-6-7	3	13	5	2	0	0	28
at USC•	4-10	3-6	4-4	3-6-9	1	15	3	2	0	3	32
Washington State•	6-16	3-9	0-0	2-2-4	1	15	5	2	0	3	34
Washington•	3-7	1-4	4-8	2-4-6	2	11	6	3	1	1	29
at Oregon State•	4-8	1-3	2-3	3-5-8	1	11	3	1	0	1	24
at Oregon•	4-11	0-2	3-4	3-5-8	2	11	4	5	0	0	30
vs. Utah• (Pac 12)	6-10	0-1	3-5	0-6-6	3	15	1	1	0	1	30
vs. Arizona•	4-8	1-3	3-4	2-0-2	3	12	5	4	0	1	35



CAREER HIGHS (ENTERING 2023-24)



3 – CORMAC RYAN (set playing for Notre Dame or Stanford)

Points: Notre Dame– 29 vs. Alabama (3/18/22)
Field Goals: ND– 10 at Duke (2/9/21), vs. Alabama (3/18/22)
Three-Pointers: ND– 7 vs. Alabama (3/18/22)
Free Throws: ND– 8 vs. Virginia Tech (3/10/22)
Offensive Rebounds: ND– 5 vs. NC State (3/3/21)
Rebounds: ND– 10 vs. Georgia Tech (2/26/22)
Assists: ND– 8 vs. Louisville (1/28/23)
Turnovers: Stanford– 6 vs. Washington (3/3/19)
Blocks: ND– 3 vs. Western Michigan (12/20/21)
Steals: ND– 4 vs. Boston University (12/7/22), at Wake Forest (2/25/23)

4 – RJ DAVIS

Points: 30 vs. Baylor (3/19/22)
Field Goals: 9 four times (latest: 2/13/23 vs. Miami)
Three-Pointers: 6 vs. Brown (11/12/21)
Free Throws: 14 vs. NC State (1/21/23)
Offensive Rebounds: 6 vs. Kansas (4/4/22)
Rebounds: 12 vs. Kansas (4/4/22)
Assists: 12 vs. Marquette (3/17/22)
Turnovers: 5 vs. Florida State (2/27/21)
Blocks: 2 vs. Florida State (2/12/22)
Steals: 4 vs. Pittsburgh (2/16/22), Saint Peter's (3/27/22)

5 – ARMANDO BACOT

Points: 29 vs. Virginia (1/8/22), Georgia Tech (1/15/22)
Field Goals: 12 vs. Virginia (1/8/22)
Three-Pointers: 1 at Boston College (1/2/22)
Free Throws: 9 six times (latest: vs. Duke, 3/4/23)
Offensive Rebounds: 9 vs. Virginia (1/8/22), Syracuse (2/28/22)
Rebounds: 23 vs. James Madison (11/20/22)
Assists: 7 vs. Miami (1/25/20)
Turnovers: 6 vs. Alabama (11/27/22)
Blocks: 6 vs. Oregon (11/29/19), at Charleston (11/16/21), vs. NC State (1/29/22)
Steals: 4 vs. Elon (12/11/21)



7 – SETH TRIMBLE

Points: 11 vs. Wake Forest (1/4/23)
Field Goals: 4 vs. Wake Forest (1/4/23)
Three-Pointers: 1 vs. James Madison (11/20/22)
Free Throws: 3 vs. Wake Forest (1/4/23)
Offensive Rebounds: 1 at Virginia Tech (12/4/22), vs. Wake Forest (1/4/23), at Virginia (1/10/23)
Rebounds: 3 at Virginia Tech (12/4/22), vs. The Citadel (12/13/22), vs. Notre Dame (1/7/23)
Assists: 5 vs. The Citadel (12/13/22)
Turnovers: 2 vs. Ohio State (12/17/22), Notre Dame (1/7/23)
Blocks: 2 vs. Wake Forest (1/4/23), Notre Dame (1/7/23)
Steals: 2 vs. The Citadel (12/13/22)

8 – PAXSON WOJCIK (set playing for Brown)

Points: 25 vs. Yale (3/4/23)
Field Goals: 9 vs. Yale (3/4/23)
Three-Pointers: 5 vs. UMass-Lowell (11/23/22)
Free Throws: 9 at Penn (2/18/23)
Offensive Rebounds: 3 at Michigan State (12/10/22)
Rebounds: 13 at Michigan State (12/10/22)
Assists: 6 four times (latest: 2/11/23 vs. Cornell)
Turnovers: 4 four times (latest: 1/28/23 at Cornell)
Blocks: 1 four times (latest: 1/28/23 at Cornell)
Steals: 4 at UMass-Lowell (12/1/21)

13 – JALEN WASHINGTON

Points: 13 at Virginia (1/10/23)
Field Goals: 5 at Virginia (1/10/23)
Free Throws: 4 at Louisville (1/14/23)
Offensive Rebounds: 1 three times
Rebounds: 6 at Virginia (1/10/23)
Assists: 1 vs. NC State (1/21/23), at Florida State (2/27/23)
Turnovers: 2 vs. Notre Dame (1/7/23), at Louisville (1/14/23)
Blocks: 1 at Virginia (1/10/23)
Steals: 1 at Louisville (1/14/23)

14 – CREIGHTON LEBO

Points: 2 four times (latest: 2/13/21 at Virginia)
Rebounds: 1 vs. Charleston (11/25/20), Notre Dame (3/10/21)
Assists: 1 vs. The Citadel (12/13/22)

24 – JAE'LYN WITHERS (set playing for Louisville)

Points: 20 vs. Prairie View (11/29/20), at Notre Dame (2/9/22)
Field Goals: 9 at Notre Dame (2/9/22)
Three-Pointers: 4 at Miami (2/11/23), vs. Georgia Tech (2/1/23), vs. Florida State (2/4/23)
Free Throws: 7 vs. Georgia Tech (2/1/23)
Offensive Rebounds: 6 at UNC (2/20/21)
Rebounds: 13 vs. Notre Dame (2/23/21), vs. Georgia Tech (2/1/23)
Assists: 3 four times (latest: 2/25/23 at Georgia Tech)
Turnovers: 5 vs. Texas Tech (11/22/22)
Blocks: 2 five times (latest: 11/27/21 vs. Maryland)
Steals: 5 vs. Wright State (11/12/22)



32 – JAMES OKONKWO (set playing for West Virginia)

Points: 10 vs. Oklahoma (2/4/23)
Field Goals: 3 vs. Texas (1/21/23), Oklahoma (2/4/23)
Free Throws: 4 vs. Auburn (1/28/23), Oklahoma (2/4/23), Iowa State (2/28/23),
Offensive Rebounds: 6 vs. Oklahoma (2/4/23)
Rebounds: 10 at Texas Tech (1/25/23), vs. Oklahoma (2/4/23),
Assists: 2 vs. Maryland (3/16/23)
Turnovers: 2 vs. Oklahoma (2/4/23), at Baylor (2/13/23)
Blocks: 3 vs. Iowa State (2/8/23)
Steals: 1 at Texas Tech (1/25/23), at TCU (1/31/23)

34 – DUWE FARRIS


Points: 2 vs. Elon (12/11/21), NC State (1/29/22)
Rebounds: 1 five times

55 – HARRISON INGRAM (set playing for Stanford)

Points: 24 vs. Ole Miss (11/24/22)
Field Goals: 8 vs. San Jose State (11/15/21)
Three-Pointers: 3 seven times (latest: 11/24/22 vs. Ole Miss)
Free Throws: 9 vs. Ole Miss (11/24/22)
Offensive Rebounds: 6 vs. Arizona State (1/22/22)
Rebounds: 11 vs. San Jose State (11/15/21)
Assists: 9 at Oregon State (2/12/22)
Turnovers: 7 at Arizona State (3/5/22)
Blocks: 2 vs. UCLA (2/8/22), vs. Wisconsin (11/11/22)
Steals: 3 five times (latest: 3/5/22 at Arizona State)



HEAD COACH HUBERT DAVIS 3rd Year as Head Coach, 12th on UNC Coaching Staff



Hubert Davis is in his third season as head coach at his alma mater and his 12th season on the Tar Heel coaching staff.

Davis, 53 (turns 54 on May 17, 2024), led the Tar Heels to the 2022 NCAA East Regional championship, a win over Duke in a historic Final Four matchup and a berth in the national championship game in his first season as a head coach. The 1992 graduate of the University of North Carolina received two National Coach-of-the-Year awards as UNC won 17 of its last 21 games and came within a few possessions of securing the program's seventh NCAA Tournament title.

Last season Davis joined Ben Carnevale and Bill Guthridge as the only Tar Heel head coaches to win 20 or more games in each of their first two seasons. He has compiled a 49-23 record in two seasons, including 26-14 in regular-season ACC play.

Davis was named the 20th head coach of the UNC men's basketball program on April 5, 2021. He became the fourth former Tar Heel player to become UNC's head coach and the first Black head coach in Carolina men's basketball history.

Davis played for Dean Smith at Carolina from 1988-92 and was an assistant coach on Roy Williams' staff from 2012-21. He played a key role coaching, recruiting and scouting and was the head coach of the UNC junior varsity program for six seasons from 2013-19.

"I said (to Coach Davis) keep what's good but don't get stuck," UNC Director of Athletics Bubba Cunningham told the media at the 2022 Final Four. "Change what needs to be changed to be modern and current. And I think that's what Hubert brings — a current mentality to the historical tradition and success that we've had."

Davis led the Tar Heels to a 29-10 record in his rookie season as head coach. UNC went 15-5 in the ACC to tie Notre Dame for second place, just a game out of first. The Tar Heels went 7-3 on the road in league play, including five straight victories at Clemson, Louisville, Virginia Tech, NC State and fourth-ranked Duke when UNC won 11 of 13 games to conclude the regular season.

The 29 wins were the second most by an individual in his first season as Carolina's head coach and equaled the 10th most in NCAA history for a first-year head coach.

The Tar Heels closed the regular season scoring 55 second-half points in a 94-81 win at Duke in Mike Krzyzewski's final game at Cameron Indoor Stadium.

UNC entered the 2022 NCAA Tournament as an eight seed but played some of its best basketball in winning the East Regional. The Tar Heels had 51 assists on 62 field goals and sank 24 three-pointers in the first- and second-round wins over Marquette and Baylor, when they routed the Golden Eagles by 32 points and eliminated the defending NCAA champion Bears in overtime.

Carolina trailed UCLA with two minutes left in the Sweet 16 but went on



an 8-0 run to beat the Bruins and overpowered Saint Peter's, 69-49, in the regional final to send the Tar Heels to the Final Four for a record 21st time.

"I want every player that played for Coach Smith, Coach Guthridge and Coach Williams, whether it's in person, TV, highlights — I want them to be able to identify and go, 'That's the Carolina I went to,'" Davis said during the Final Four. "It's really important for me that this program, with my own personality in my own shoes, looks exactly like the program that Coach Smith, Coach Guthridge and Coach Williams ran."

Davis became just the second individual to play for and serve as head coach of the same school in Final Four history; the fourth to take his team to the national championship game in his first season as a head coach; the seventh to play in and be a head coach in the Final Four; and the 10th to lead his team to the Final Four in his first season as a head coach.

The Tar Heels defeated Duke, 81-77, in the national semifinals, the first time the two great rivals ever played in the NCAA Tournament. The game featured a dozen ties and 18 lead changes, 13 of which came in the second half. Over the final 15:42, the margin for either team exceeded a single possession for a little more than just one minute. Carolina would score nine different times in the second half either to break a tie or reverse the lead, including field goals or free throws by all five Tar Heel starters.


"Hubert Davis may be the nicest person I know, and he's the best father I've ever seen," Jay Bilas said in the Washington Post in New Orleans. "He's a perfect balance of cutthroat competitor and incredibly nice, thoughtful, empathetic person. He is an amazing person, and I'm not at all surprised knowing him that he is having this level of success this early."

"I tell the parents, 'I'm not your son's parent, but every decision I make will be filtered through what is in the best interests for your son and what I think you would do for your son,'" says Davis. "So, the same way I care for my three children is the same way I care for the players. I just want things to work out for them. Being a father helps me relate to the players because that's the way I coach."

Davis led Carolina to wins in March and April over the No. 4 (twice), No. 9 and No. 11-ranked teams in the AP poll. He won the Big House Gaines Award (National Sports Media Association) and John McLendon Award (CollegeInsider.com) as National Coach of the Year.

Each of Carolina's starters made significant contributions to the team's success in Davis's first season as head coach.

Armando Bacot earned third-team All-America and first-team All-ACC honors, setting the single-season UNC record with 511 rebounds and tying David Robinson's NCAA record with 31 double-doubles; Brady Manek was named the top transfer in the country, coming to UNC after four seasons at Oklahoma, led the ACC in three-point percentage and averaged more than 18 points in three games vs. Duke; RJ Davis and Caleb Love alternated at point and shooting guard – Davis had 12 assists in the NCAA first round and 30 points vs. Baylor in round two; Love scored 30 against UCLA then 28 in the Final Four win over Duke; and Black became a lockdown defender, earning ACC All-Defensive team honors.



HUBERT DAVIS'S PLAYER STATS AT CAROLINA

Years	GP	FG	FG%	3FG	3FG%	FT	FT%	REB	AVG	PF	A	TO	BL	ST	PTS	AVG
1988-89	35	44-86	.512	4-13	.308	24-31	.774	27	0.8	10	9	12	1	3	116	3.3
1989-90	34	111-249	.446	44-111	.396	59-74	.797	60	1.8	42	52	31	6	33	325	9.6
1990-91	35	161-309	.521	64-131	.489	81-97	.835	85	2.4	35	66	37	9	30	467	13.3
1991-92	33	241-474	.508	85-198	.429	140-169	.828	76	2.3	42	52	45	7	42	707	21.4
Totals	137	557-1118	.498	197-453	.435	304-371	.819	248	1.8	129	179	125	23	108	1615	11.8

HUBERT DAVIS IN THE NBA

Years	GP	FG	FG%	3FG	3FG%	FT	FT%	REB	AVG	PF	A	TO	BL	ST	PTS	AVG
1992-93 NYK	50	110-251	.438	6-19	.316	43-54	.796	56	1.1	71	83	45	4	22	269	5.4
1993-94 NYK	56	238-505	.471	53-132	.402	85-103	.825	67	1.2	118	165	76	4	40	614	11.0
1994-95 NYK	82	296-617	.480	131-288	.455	97-120	.808	110	1.3	146	150	87	11	35	820	10.0
1995-96 NYK	74	275-566	.486	127-267	.476	112-129	.868	123	1.7	120	103	63	8	31	789	10.7
1996-97 TOR	36	74-184	.402	16-70	.229	17-23	.739	40	1.1	40	34	21	2	11	181	5.0
1997-98 DAL	81	350-767	.456	101-230	.439	97-116	.836	169	2.1	117	157	88	5	43	898	11.1
1998-99 DAL	50	174-397	.438	65-144	.451	44-50	.880	86	1.7	76	89	57	3	21	457	9.1
1999-00 DAL	79	217-464	.468	82-167	.491	67-77	.870	134	1.7	109	141	70	3	24	583	7.4
2000-01 DAL/WAS	66	196-433	.453	78-171	.456	54-62	.871	139	2.1	121	110	81	1	35	524	7.9
2001-02 WAS	51	146-326	.448	57-126	.452	16-21	.762	77	1.5	58	107	44	3	28	365	7.2
2002-03 DET	43	31-79	.392	12-36	.333	5-6	.833	36	0.8	23	29	11	0	5	79	1.8
2003-04 DET/NJ	17	1-11	.091	0-1	.000	2-2	1.000	8	0.5	12	4	3	0	2	12	0.2
Totals	685	2108-4600	.458	728-1651	.441	639-763	.837	1045	1.5	1011	1172	646	44	297	5583	8.2

New York Knicks 1992-96, Toronto Raptors 1996-97, Dallas Mavericks 1997-2001, Washington Wizards 2001-02, Detroit Pistons 2002-04, New Jersey 2004



"It shows how much he cares about us and cares about the game," Love said during the NCAA Tournament. "We knew all along his passion, and we carried that with us. We feed off him and his energy. That's why you see us playing so hard for him."

"I just think Hubert is perfect for the job," Williams told USA Today during the Final Four. "He's the nicest person I've ever known but then he's also fiercely competitive. When you put those two together, it's a pretty good mix. It's why I asked him to join our staff. But he hasn't just had me as an influence. He had Coach (Dean) Smith, Don Nelson and Pat Riley from when he was a player. He's got all of us, but then found a way to make it his. This run, he's put his fingerprints on it. It's his team. He's put Hubert Davis's stamp on North Carolina basketball. He's been absolutely sensational."

In nine seasons on the bench with Williams, the Tar Heels played in eight NCAA Tournaments, advanced to the Final Four and national championship games in 2016 and 2017 and won the NCAA title in 2017. The Tar Heels went 228-95, including 107-60 in Atlantic Coast Conference regular-season play, winning the regular-season ACC title in 2016, 2017 and 2019 and the ACC Tournament title in 2016.

Carolina earned three No. 1 seeds and a No. 2 seed in the NCAA Tournament in those nine seasons. The four-year run from 2016-19 was the best four-year NCAA seed average in UNC basketball history.

NBA CAREER 3-POINT PERCENTAGE

1. Steve Kerr	.454
2. HUBERT DAVIS	.441
3. Drazen Petrovic	.437
4. Joe Harris	.437
5. Luke Kennard	.437

through 2022-23

Davis helped coach 15 players who have played in the NBA, including 11 first-round draft picks – Cole Anthony, Tony Bradley, Reggie Bullock, P.J. Hairston, Justin Jackson, Brice Johnson, Cameron Johnson, Walker Kessler, Nassir Little, Day'Ron Sharpe and Coby White.

Brice Johnson and Jackson were consensus first-team All-America and first-team All-ACC selections; Jackson was the 2017 ACC Player of the Year and Cameron Johnson earned first-team All-ACC honors.

Jackson and Cameron Johnson rank one-two in UNC single-season history in three-pointers. Johnson transferred to UNC from Pittsburgh and blossomed into the 11th pick in the first round of the 2019 NBA Draft.

Davis also coached Marcus Paige, who earned second-team All-America and first-team All-ACC honors as a sophomore in 2014 and set the UNC career record with 299 three-pointers, and Joel Berry II, the 2017 Final Four Most Outstanding Player.

Anthony set the ACC record for most points in a college debut and had the second-highest single-season scoring average by a Tar Heel freshman.

White set the UNC single-season record for most threes by a freshman and became the seventh pick in the first round of the 2019 NBA Draft.

Prior to beginning his coaching career, Davis worked for seven years with ESPN as an analyst and co-host of the College GameDay program.

Born in Winston-Salem, N.C., Davis grew up in Burke, Va., where he attended Lake Braddock High School, the same high school UNC and US Soccer star Mia Hamm attended. Davis was a high school football teammate of future Olympic hurdles gold medalist Allen Johnson.

Davis played in 137 games as a Tar Heel from 1988-92, during which time UNC went 102-37, won the 1989 and 1991 ACC Tournaments and played in the 1991 Final Four. He scored 1,615 points, an average of 11.8 per game. He still holds the UNC record for career three-point percentage at .435 (197 of 453). He scored in double figures 80 times with 23 games scoring 20 or more points.

"In 1987-88, I went with Coach Smith into Hubert Davis's home," says Williams, who was an assistant at UNC when Davis was being recruited. "Coach Smith said, 'I don't know if you're ever going to be able to play here, Hubert, and I don't want to do this.' I got in the car with Coach and I said, 'Coach, I think he'll play more than you think he will because I think he's so competitive and so driven.' Hubert told Coach Smith, 'You'll never know unless you give me a chance.' Coach Smith a couple days later called him and said, 'I listened to what you said and I'm going to offer you a scholarship to North Carolina.' Hubert committed to Coach Smith right then."

He scored in double figures in each of his last eight NCAA Tournament



games, averaging 18.5 points in those games. That included 19 against Temple in the 1991 NCAA East Regional final and 25 against Kansas (coached by Williams) in the 1991 Final Four.

Davis averaged 21.4 points and earned second-team All-ACC honors as a senior. He scored in double figures in 32 of 33 games that season, including 20 games with 20 or more points and 30 or more in four games. He netted a career-high 35 points at Duke on March 8, 1992. That 35-point game was part of a seven-game stretch late in the season in which he averaged 28.7 points.

The New York Knicks selected Davis with the 20th pick in the first round of the 1992 NBA Draft. He played 12 seasons in the NBA, scoring 5,583 points, an average of 8.2 per contest. He made 728 three-point field goals and enters the 2023-24 season second in NBA history in career three-point percentage at .441.

Davis averaged double-figure scoring in four different seasons – a career-high 11.1 with Dallas in 1997-98 and with the Knicks in 1993-94 (11.0), 1994-95 (10.0) and 1995-96 (10.7).

He scored a career-high 32 points twice – as a second-year pro with the Knicks vs. Minnesota and in 2000 with Dallas against Seattle.

In 1993-94, he was fourth on the Knicks in scoring behind Patrick Ewing, John Starks and Charles Oakley as New York won 57 games and advanced to the NBA Finals, where they took Hakeem Olajuwon, Clyde Drexler and Kenny Smith to seven games (Doc Rivers and Greg Anthony were also Knicks that season).

He shot 40 percent or better from three-point range in eight seasons, including 1999-2000, when he led the NBA with a career-best 49.1 percent as a Maverick.

Davis shot 80 percent or better from the free throw line nine times. He connected on 83.7 percent of his career free throw attempts.

Davis played for NBA head coaches Pat Riley, Don Nelson, Jim Clemons, Leonard Hamilton, Doug Collins, Rick Carlisle and Larry Brown. His NBA teammates included Anthony, Chauncey Billups, Ewing, Michael Finley, Richard Hamilton, Michael Jordan, Jason Kidd, Steve Nash, Dirk Nowitzki and Rivers.

“Hubert carved out a remarkable career in both longevity and achievement,” said ABC/ESPN analyst and former NBA head coach Jeff Van Gundy when Davis was named head coach. “He will go down as one of the GREAT shooters of his era and had an underrated pick and roll game. Hubert was what you want in a player...dependable, reliable, trustworthy and his work ethic were second to none. Hubert’s character, basketball acumen and love

PLAYED IN AND HEAD COACH IN THE FINAL FOUR

	As Player	As Head Coach
Hubert Davis	North Carolina 1991	North Carolina 2022
Billy Donovan	Providence 1987	Florida 2000, '06, '07
Bob Knight	Ohio State 1960-62	Indiana 1973, '76, '81, '87, '92
Vic Bubas	NC State 1950	Duke 1963, '64, '66
Bones McKinney	North Carolina 1946	Wake Forest 1962
Dean Smith	Kansas 1952, 1953	UNC 11 times (1967-97)
Dick Harp	Kansas 1940	Kansas 1957

FINAL FOUR IN FIRST SEASON AS A HEAD COACH

Hubert Davis	North Carolina 2022
Bill Guthridge	North Carolina 1998
Steve Fisher	Michigan 1989
Larry Brown	UCLA 1980
Bill Hodges	Indiana State 1979
Denny Crum	Louisville 1972
Gary Thompson	Wichita State 1965
Bully Gilstrap	Texas 1943
Ray Meyer	DePaul 1943
Bruce Drake	Oklahoma 1939

NATIONAL CHAMPIONSHIP GAME IN FIRST YEAR AS A HEAD COACH

Hubert Davis	North Carolina 2022
Steve Fisher	Michigan 1989
Larry Brown	UCLA 1980
Bill Hodges	Indiana State 1979

MOST WINS BY A FIRST-YEAR HEAD COACH

34	Bill Guthridge, North Carolina	1997-98
33	Tommy Lloyd, Arizona	2021-22
33	Bill Hodges, Indiana State	1978-79
32	Brad Underwood, Stephen F. Austin	2013-14
31	Steve Prohm, Murray State	2011-12
31	Jamie Dixon, Pittsburgh	2003-04
30	Brad Stevens, Butler	2007-08
30	Stan Heath, Kent State	2001-02
30	John Warren, Oregon	1944-45
29	Hubert Davis	2021-22
29	Matt McCall, Chattanooga	2015-16

of UNC will drive him in his quest to continue the long and storied championship tradition that he helped create as a player and as an assistant coach. I have no doubt that Hubert will be the next in line of Hall of Fame coaches from Chapel Hill with an NCAA championship in the near future.”

Hubert’s uncle, Walter, starred at UNC from 1973-77 and was a six-time NBA All-Star. He was the NBA Rookie of the Year in 1978 with the Phoenix Suns, who retired his jersey number.

“I’ve never known a finer person in my entire life, who has a switch he turns on and can be as competitive as anybody around,” says Williams. “He loves this program and has the same passion I do, and he’ll be better than me.”

Davis graduated from UNC in 1992 with a degree in criminal justice. He and his wife, Leslie, have three children – Elijah, Gracie and Micah. Elijah plays on the basketball team at the University of Lynchburg and Gracie is a freshman at UNC.

WHAT COACHES, TV ANALYSTS, NBA EXECUTIVES SAY

“Hubie not only was one of the most accurate shooters in Mavs history, a 3-point wizard long before they were common, but he has a heart of gold who cares about his teammates, the organization and the community.

“UNC players and the entire global UNC community will benefit greatly from Hubie’s wisdom.”

Dallas Mavericks Proprietor Mark Cuban

“Hubert is a natural leader and a first-class person. He has an incredible passion for the University of North Carolina and guiding young people. Hubert’s ability to teach the game of basketball is illustrated by the success of the teams he has coached early in his career. He is also an incredible communicator. Those two aspects of his personality are a great formula for success. That’s what he will be as the head coach of the Tar Heels.”

Leonard Hamilton, Florida State Head Coach



"I had the honor to work alongside Hubert for many years at ESPN, and I simply don't know a better person. Don't let the smile and laugh fool you, Hubert is a cutthroat competitor with an uncommon understanding of the game. And he bleeds Carolina Blue. Hubert is the real deal."

ESPN Analyst Jay Bilas

"When you send your child to play for someone, you want to trust that what you see is what you get. That's Hubert. He always knew that Hubert truly cared about him. Through his struggles, he saw who cared. And Hubert was the head of that, and that's why we could not be more thrilled to be part of the Carolina Family."

Cole might be 50 or 60 years old, and he will always be part of that Carolina Family. That's something you can't put a price on. They take tremendous pride in the Carolina world of being part of that family."

Greg Anthony, NBA veteran, father of Cole Anthony

"Happy for my brother Hubert Davis. So many people don't understand that UNC isn't a basketball program, it's a Fifth-Generation family. Hubert is the connector because he played for Coach Smith and coached with Roy. He'll do well."

NC Central Head Coach LeVelle Moton

"Having worked with Hubert Davis at ESPN, he has been so passionate over Carolina Basketball. He has great knowledge of the game plus he knows what it means to wear the Carolina Blue."

"This is a super person. He is classy in every way, and he really bleeds the colors of Tar Heel blue. He has such a passion. ...I talked to Roy Williams yesterday. He raved about Hubert. He raved about him. He didn't have to rave to me, because I know. I've worked with him. He's a super person as well."

"I tip the hat to North Carolina saying, 'We've got a guy right here. He's given his heart and soul to our university, heart and soul. He has earned the right to represent our school.'"

ESPN Analyst Dick Vitale

"Hubert Davis is as fine a person as I know. His integrity and character are beyond reproach. I've seen him coach and develop players both on and off the floor. He is truly a gifted coach, teacher of the game and mentor. Any parent would love to send their son to play for Hubert. He makes every one he meets feel important because they are important to him. Humble. Genuine. Fiercely competitive. Puts others before himself. Loves North Carolina. He has the utmost respect and appreciation for all he learned from Roy Williams, and his NBA experience will be a huge benefit too. I can't imagine a better choice. Hubert will crush it as the Tar Heels head coach."

ESPN College Gameday Host Rece Davis

"It's far more significant than just another hire. Duke has never had a Black head coach. Kansas has never had a Black head coach. Kentucky had one. UCLA hasn't had a Black head coach since the 1980s. All those programs have had a whole lot of Black players. But I can count the Black head coaches on one hand. The Hubert Davis hire matters. It means something that he's the first Black man to lead that North Carolina program... Hubert Davis is a great step forward."

ESPN Commentator Stephen A. Smith

"What Hubert's done with his first year, to get his team to do that is magnificent."

Former Duke Head Coach Mike Krzyzewski, April 2022

WHAT THE TAR HEELS SAY

"I appreciate what Coach Davis shows us through the examples that not just he sets, but all the coaches do. They're all family men, they all are in their kids' lives. They just take pride in being big brothers and fathers to us. And we really all appreciate that."

Armando Bacot

"Coaching is his passion. Not very many people are as genuine as him. He really gives off a high spirit. He's about his religion, his family, and all of that, and I am as well, and seeing how successful he is, I just want to follow in his footsteps."

Leaky Black

"What makes him so good is his passion, he's a real genuine guy. Coach Davis really looks out for his players, and he sees us as family. That goes a long way. I could go to him about anything. He pushes us and motivates us, because he knows we want to accomplish our goals and get to the next level. He's going to do whatever it takes to help us get there."

RJ Davis

"Coach Davis wants to be involved in your life; he reaches out, tries to understand every player for who they are and gets to know them and just helps us through any situation. As a coach, he pushes you hard every day, he brings the same energy every day. Throughout the year, when we were down or when we were winning, he was the same guy every day. We're up 20, he's yelling at us. We're down 20, he's yelling at us, but he's not yelling at us in a bad manner. He's yelling at us as encouragement and trying to get us to keep playing hard."

Brady Manek

HUBERT DAVIS'S YEAR-BY-YEAR COACHING SUMMARY

as Head Coach	School	Overall	ACC	ACC	NCAA	AP	Coaches				
Year		W	L	Pct.	W	L	Finish	Tournament	Tournament	Poll	Poll
2021-22	UNC	29	10	.744	15	5	T-2nd	1-1, Semifinals	5-1, Finals	—	2
2022-23	UNC	20	13	.606	11	9	7th	1-1, Quarterfinals	—	—	—
Totals		49	23	.681	26	14		2-2	5-1		
as Assistant Coach	School	Overall	ACC	ACC	NCAA	AP	Coaches				
Year		W	L	Pct.	W	L	Finish	Tournament	Tournament	Poll	Poll
2012-13	UNC	25	11	.694	12	6	3rd	2-1, Finals	1-1, 2nd Round	—	—
2013-14	UNC	24	10	.706	13	5	T-3rd	0-1, Quarterfinals	1-1, 2nd Round	19	21
2014-15	UNC	26	12	.684	11	7	5th	3-1, Finals	2-1, Sweet 16	15	12
2015-16	UNC	33	7	.825	14	4	1st	3-0, Champions	5-1, Final Four, 2nd	3	2
2016-17	UNC	33	7	.825	14	4	1st	1-1, Semifinals	6-0, Champions	5	1
2017-18	UNC	26	11	.703	11	7	T-3rd	3-1, Finals	1-1, 2nd Round	10	14
2018-19	UNC	29	7	.806	16	2	T-1st	1-1, Semifinals	2-1, Sweet 16	3	9
2019-20	UNC	14	19	.424	6	14	T-13th	1-1, Second Round	—	—	—
2020-21	UNC	18	11	.621	10	6	T-5th	2-1, Semifinals	0-1, 1st Round	—	—
Totals		228	95	.706	107	55		16-8	18-7		

**BRAD FREDERICK**
ASSISTANT COACH

This is Brad Frederick's 11th season on the men's basketball staff at Carolina, having played for the Tar Heels under Dean Smith and Bill Guthridge. He is in his third year as an assistant under head coach Hubert Davis following eight seasons as a member of Roy Williams' staff.

Frederick helped Carolina advance to the 2022 national championship game in his fifth trip to the Final Four. As a player the Tar Heels appeared in two Final Fours, he was on Williams' staff when UNC played in the 2016 and 2017 Final Fours

and was in his first year under Davis when Carolina won the NCAA East Regional and beat Duke in the national semifinal in New Orleans.

Frederick joined Williams' staff at UNC in 2013. That came after 14 seasons on Kevin Stallings' staff at Vanderbilt.

As a player, Frederick began his career on the junior varsity team as a freshman, where he played for Phil Ford. He earned a promotion to the UNC varsity as a sophomore in Dean Smith's final season as head coach and played two seasons under head coach Bill Guthridge. The Tar Heels went 86-21 in his three seasons on the varsity. He played in 70 games and was part of UNC teams that won the 1997 and 1998 Atlantic Coast Conference Tournament titles and reached two Final Fours.

Frederick played on Tar Heel teams that featured future NBA standouts Vince Carter and Antawn Jamison, as well as point guard Ed Cota. He was one of three seniors in 1999 along with Ademola Okulaja and Scott Williams.

Since joining the UNC staff, Carolina had its highest four-year NCAA seed run ever (three No. 1s and a No. 2 from 2016-19), won the 2017 NCAA title, played in the 2016 and 2022 national championship games, won three NCAA regionals, three regular-season ACC titles and an ACC Tournament title.

Frederick began his coaching career in 2000 at Vanderbilt. During his final season at Vanderbilt, Frederick held the longest tenure of any assistant coach in the Southeastern Conference. While in Nashville, the Commodores won an SEC Tournament title, were ranked in the final AP poll and played in the NCAA Tournament six times, advancing twice to the NCAA Sweet 16.

Frederick is married to the former Jocelyn Isenberg. They have two sons, Benjamin and Sawyer, and a daughter, Carson. Brad's father, the late Dr. Bob Frederick, was the athletic director at Kansas for 14 years and served as chairman of the NCAA Division I Basketball Committee.

**JEFF LEBO**
ASSISTANT COACH

Jeff Lebo is in his third season as assistant coach at UNC, where he starred as a sharp-shooting guard from 1985-85 under legendary head coach Dean Smith.

The captain of the 1989 Atlantic Coast Conference champions and a 20-year veteran as a collegiate head coach joined the basketball staff at his alma mater prior to the 2021-22 season. In his first season the Tar Heels won 29 games, were NCAA East Regional champions and defeated Duke in the Final Four to advance to the NCAA

title game.

Lebo played at UNC from 1985-89 for Smith and assistant coaches Bill Guthridge, Eddie Fogler, Roy Williams and Phil Ford. He was a teammate for one season at UNC with current head coach Hubert Davis.

In 1989, Lebo won the Patterson Medal, the most prestigious award given annually to a Tar Heel student-athlete based on exceptional career achievements. Following his senior season, Lebo held at least 10 UNC records. He was Carolina's leader in single-game and career three-pointers made, single-season and career three-point percentage, career three-point attempts, single-season and career free throw percentage, consecutive made free throws, single-game assists and career assist-turnover ratio.

Following his playing career in Chapel Hill, Lebo played part of one

season with the San Antonio Spurs, then embarked on a coaching career during which he spent eight seasons at three schools as an assistant coach and 20 seasons as head coach at Tennessee Tech, Chattanooga, Auburn and ECU. He also was an assistant coach with the Greensboro Swarm, the G-League affiliate of the Charlotte Hornets, in 2018-19.

Lebo was 327-278 (.540) as a head coach, winning 20 or more games five times, including at least one season at all four schools. His 2001-02 Tennessee Tech team went 27-7 in winning the Ohio Valley Conference regular-season title for the second consecutive season. His teams also won 24 games at Auburn in 2008-09, 23 at ECU in 2012-13, 21 at Chattanooga in 2002-03 and 20 at Tennessee Tech in 2000-01.

The Carlisle, Pa., native won 116 games at ECU, establishing him as the Pirates' winningest coach since the program joined Division I in 1965. He was ECU's first coach to win 20 games in D-I and is second all-time at ECU in wins at any level. Lebo's teams set ECU records for points, three-point field goals, assists, blocks, steals and fewest turnovers per game.

Six Pirates earned all-conference honors, including Maurice Kemp, who in 2013 became the school's only Conference USA scoring champion and first-team All-Conference USA selection. In 2014, Akeem Richmond led Division I with 155 threes.

Lebo began his coaching career as an assistant at ETSU from 1990-92, then joined Fogler at Vanderbilt for the 1992-93 season. The Commodores won the SEC championship and advanced to the Sweet 16. He coached with Fogler at South Carolina from 1993-98, winning an SEC title in 1997 and playing in two NCAA Tournaments.

In 1998-99 he began his head coaching career at Tennessee Tech, where he inherited a program that was coming off four consecutive losing seasons. In his third season the Golden Eagles won 20 games for the first time since 1946-47. They won a school-record 27 games in 2001-02, earning the school's first post-season appearance since 1963. Tennessee Tech won three times in the 2002 NIT before losing at eventual champion Memphis.

Lebo was named OVC Coach of the Year in 2000, 2001 and 2002 and 2002 NABC District 7 Coach of the Year.

He then accepted the head coaching position at Chattanooga, where he took over a program without a returning starter or a signee for the upcoming season. However, he led the Mocs to a 21-9 mark in the first season, the program's first 20-win season in six years.

Chattanooga averaged 81-plus points and ranked among the nation's top eight in scoring both seasons.

In 2004, Lebo was named head coach at Auburn, where the Tigers were facing NCAA sanctions. His teams won 96 games in six seasons, including 24, then the second-most in Auburn history, in 2008-09.

As a player at North Carolina, Lebo's teams went 116-25 overall, including 44-12 in regular-season ACC play, won the ACC regular-season title in 1987 and 1988, the ACC Tournament in 1989, and advanced to two NCAA regional finals and two other Sweet 16s.

He scored 1,567 points (11.8 ppg), had 580 assists, 159 steals, made 211 of 493 three-pointers (.428) and was 308 of 367 from the free throw line (.839). He was 15th in UNC career scoring when he concluded his career (currently is 29th) and was third in assists behind only Kenny Smith and Phil Ford.

Lebo was the first Tar Heel to make 200 three-pointers (currently seventh) and has the highest percentage of the seven players who have made 200 and the second-highest (behind only Hubert Davis) of players with 100 or more. He holds the fourth- and sixth-highest single-season three-point percentages by a Tar Heel (.464 in 1987-88 and .450 in 1986-87).

As a senior he broke the school record, which still stands, for consecutive made free throws with 41, breaking Bobby Lewis's record of 39, which had been set in 1966. Lebo's streak of 41 currently equals the eighth-longest in ACC history.

He currently is sixth at UNC in career free throw percentage and has the fourth-best single-season percentage (.878 in 1987-88).

Lebo scored in double figures 80 times with 20 or more points 15 times. That included a career-high 29 against Indiana on Nov. 25, 1988, in Madison Square Garden.

He set a UNC single-game record with 17 assists against Chattanooga on Nov. 19, 1988, which was one of six games in which he had 10 or more assists (he had three points-assists double-doubles). His career assist-error ratio of 2.21 (580 assists, 263 turnovers) also was a UNC record and is

currently third all-time.

He earned second-team All-ACC honors as a junior, was a member of three ACC All-Tournament teams, including first-team honors in 1987 and 1989, and was a USBWA All-District selection in 1988. He won a silver medal playing for Team USA in the 1987 Pan Am Games in Indianapolis.

He was a high school All-America at Carlisle High School, where he played for his father, Dave. They won the Class 4A championship in 1985, capping a career in which Carlisle went 108-9.

Lebo and his wife, Melissa, a native of Williamston, N.C., and 1991 UNC graduate, are the parents of two daughters, Addison and Mills, and a son, Creighton, who is a senior on the Carolina Basketball team.



SEAN MAY
ASSISTANT COACH
JUNIOR VARSITY HEAD COACH

Sean May, the Most Outstanding Player of the 2005 NCAA Final Four, is in his third season as assistant coach and ninth on the basketball staff at his alma mater. In his first season on the bench, May helped lead UNC to the 2022 Final Four and a berth in the national championship game.

May was director of basketball operations for four seasons under Hall of Fame head coach Roy Williams. While working for Williams, he helped

the Tar Heels advance to consecutive national championship games and the 2017 NCAA title.

May works with Armando Bacot, who became Carolina's all-time leader in rebounds and double-doubles. In 2021-22, Bacot set the UNC single-season rebound record with 511, a record May once held, and tied Hall of Famer David Robinson's single-season NCAA record with 31 double-doubles.

May played three seasons at Carolina from 2002-05, becoming the first Tar Heel in more than 30 years to average a double-double for his career. The Bloomington, Ind., native averaged 15.8 points and 10.0 rebounds in 77 games (he missed 24 games as a freshman due to a broken bone in his foot).

May scored 26 points and grabbed 10 rebounds in the 2005 national championship game victory over Illinois, a game played on his 21st birthday. He was sensational throughout Carolina's six-game march to the national title, averaging 22.3 points and 10.7 rebounds. He made 52 of 78 shots from the floor in the NCAA Tournament, an astonishing 66.7 percent.

He scored 19, 24, 14, 29 (in the regional final vs. Wisconsin), 22 (in the national semifinal vs. Michigan State) and 26 points.

May's 48 points in the 2005 Final Four remain the most by any Most Outstanding Player since Carmelo Anthony scored 53 in 2003. He is the first Tar Heel to win Most Outstanding Player honors to become an assistant coach for Carolina.

He was selected Sports Illustrated's National Player of the Year as a junior after averaging 17.5 points and 10.5 rebounds, shooting 56.7 percent from the floor and posting 18 double-doubles, including eight in a row and 13 in UNC's final 16 games. He set UNC's single-season record with 397 rebounds and scored a career-best 32 points against Florida State.

In 2005, he was also named the ACC's Top Male Athlete, a first-team All-America (Rupp, ESPN.com), second-team All-America (USBWA), first-team All-ACC and MVP of the NCAA East Regional.

In his final home game at the Dean E. Smith Center, May had 26 points and 24 rebounds against Duke, a 75-73 win that clinched the ACC regular-season title. The 24 rebounds are still the most by any player in a game in Smith Center history. Over his sophomore and junior seasons, May averaged 19.5 points and 19.5 rebounds in four games against the Blue Devils.

In addition to the 24 rebounds vs. Duke, as a junior May had 19 vs. Kentucky, 18 at Duke and 17 in the NCAA Tournament vs. Iowa State. He also had a pair of 21-rebound games as a sophomore against Akron and Duke.

In 2004, May became the first sophomore to lead the ACC in rebounding since Tim Duncan in 1995 and earned second-team All-ACC and second-team All-America honors (ESPN.com).

May shared USA Basketball's co-Male Athlete of the Year award in 2004 with Chris Paul.

His three-year, 77-game totals at Carolina included 1,213 points, 771 rebounds, 94 blocks and 100 steals. He shot 51.3 percent from the floor.

May entered the NBA Draft after his junior season and earned his degree in 2009. Due to injuries, he was limited to 119 NBA games over four seasons. He scored a career-high 32 points against Dwight Howard and the Or-

lando Magic and averaged a career-high 11.9 rebounds and 6.7 rebounds for Charlotte in 2006-07. He also played professionally overseas.

May is one of four father-son combinations to win NCAA titles. His dad, Scott, was the 1976 National Player of the Year and led Indiana to a perfect 32-0 season and NCAA title.

May played at Bloomington North High School where he won Mr. Basketball honors in the state of Indiana in 2001 and was a three-time all-state selection.

He and his wife, Grace, have four daughters – Layla, Lilianna, London and Luna.



MARCUS PAIGE
DIRECTOR OF TEAM & PLAYER DEVELOPMENT

Marcus Paige, the only three-time captain in UNC basketball history, is in his first season as Director of Team and Player Development. Paige returned to Chapel Hill after a seven-year career playing professional basketball.

Paige played for the Tar Heels from 2012-16 and concluded his career 11th at Carolina in scoring with 1,844 points, first in three-pointers (299), third in steals (203), fourth in free throw percentage (.844) and eighth in assists (602). He made more threes in NCAA Tournament play than

any other Tar Heel (39) and was the only player in NCAA Tournament history to make multiple three-pointers in all 13 games in which he played.

The Marion, Iowa, native was first-team All-ACC and a second-team All-America as a sophomore, a second-team All-ACC selection in 2015, an honorable mention All-America in 2016, was Carolina's Most Valuable Player in 2014 and 2015 and is the only Tar Heel to win the team's defensive player of the year award four times. He was twice named National Player of the Week and was ACC Player of the Week four times in 2014, when he became the first Tar Heel point guard to earn first-team All-ACC honors as a sophomore since Phil Ford in 1976.

Paige finished his collegiate career as one of two players in ACC history (with Duke's Jason Williams) to amass 1,800 points, 500 assists, 350 rebounds, 275 three-pointers and 200 steals.

As a senior in 2016, he led UNC to an ACC Tournament championship then shot nearly 49 percent from three in six games in the NCAA Tournament. He hit six three-pointers against Indiana in the Sweet 16 and led the Tar Heels to the national championship game against Villanova. His double-clutch, off-balance three-pointer to tie the game with 4.7 seconds remaining is one of the most memorable shots in Final Four history.

He scored a career-high 35 points, including the game-winner with 0.9 seconds to play in overtime, in an 85-84 win at NC State on Feb. 26, 2014. He scored 31 of his 35 points in the second half and overtime.

Paige excelled academically. He was one of three players in ACC history (with Maryland's Tom McMillen and Duke's Mike Gminski) to earn Academic All-America honors three times (second team twice and first team as a senior) and won the Skip Prosser Award as the ACC's top scholar-athlete in basketball in 2015 and 2016. He was a finalist as a senior for the Arthur Ashe Jr. Sports Scholar award.

He was selected in the second round of the 2016 NBA Draft and played two seasons in the NBA Development League (in Salt Lake City and Greensboro) and in five games with the Charlotte Hornets in 2017-18. Paige played three years in Belgrade, Serbia, where his team won two league titles, one year in France and an injury-shortened season in Spain.

His wife, Taylor, also graduated from Carolina.



PAT SULLIVAN
DIRECTOR OF RECRUITING

The 2022 Final Four was Pat Sullivan's seventh as a Tar Heel. He played in 1991, 1993 and 1995, was on Dean Smith's staff in 1997, an assistant coach in 1998 and 2000 and the 2022 Final Four capped his first season as director of recruiting for former teammate and now head coach Hubert Davis.

Sullivan played for Smith at Carolina from 1990-93 and 1994-95 (he requested to red-shirt the 1993-94 season) and was part of Bill Guthridge's staff with Phil Ford and Dave Hanners

that won NCAA regional titles and advanced to the Final Four in 1998 and

2000. Carolina won the 1993 NCAA championship in Sullivan's junior season.

He played in more NCAA Tournament games (19) and more NCAA Tournament wins (17) than any Tar Heel in history and is one of seven Tar Heels who have played in three Final Fours.

Sullivan was a member of Hall of Famer Larry Brown's staff with the Detroit Pistons when they won the NBA championship in 2003-04. He served as assistant coach with the Pistons in 2004-05, with the New Jersey Nets from 2005-08, the Pistons again from 2008-11, the Washington Wizards from 2012-16, the Los Angeles Clippers from 2016-18 and the New York Knicks from 2018-20. In 2020-21, he was a player development and defensive assistant with the Minnesota Timberwolves.

As an NBA assistant coach, Sullivan worked for numerous head coaches, including Brown, Doc Rivers, Lawrence Frank and Randy Wittman, and helped coach a number of former Tar Heel standouts and other NBA stars, including: Bradley Beal, Chauncey Billups, Reggie Bullock, Vince Carter, Ed Davis, Wayne Ellington, Raymond Felton, Blake Griffin, Richard Hamilton, Richard Jefferson, Allen Iverson, Jason Kidd, Tracy McGrady, Chris Paul, Paul Pierce, Julius Randle, D'Angelo Russell, Karl-Anthony Towns, John Wall, Ben Wallace and Rasheed Wallace.

The Bogota, N.J., native (buh-GO-tuh) scored 478 points in 118 games as a Tar Heel, netting a career-high 18 points against Old Dominion on 12/1/92, one of 12 games in which he scored in double figures. He famously made the front end of a 1-and-1 with 20 seconds to play in the 1993 NCAA title game against Michigan to give UNC a two-point lead, a game the Tar Heels went on to win, 77-71.

Sullivan averaged a career-best 6.4 points as a junior, when the Tar Heels went 34-4 en route to the national title. The Tar Heels advanced to the ACC Tournament championship game in each of his five seasons as a player, winning the title in 1991 and 1994.

He was a college teammate with Hubert Davis from 1990-92 and was on the Pistons' staff in 2003 when Davis played in Detroit for half a season.

He won UNC's Butch Bennett Award as a freshman for dedication, sportsmanship and sacrifice for the good of the team; was the recipient of the 1993-94 Rick Sharp Award, given to the player who contributed the most in practice and behind the scenes; and was a team captain and the Most Inspirational Player in 1994-95.

Prior to joining the Carolina coaching staff in October 1997, Sullivan was the head coach at Hale High School in Raleigh in 1995-96 and spent a season on Coach Smith's staff as an administrative assistant and assistant video coordinator.

He and his wife, Sara, have a son, Collin, and daughter, Olivia.



ERIC HOOTS
ASSISTANT TO THE ATHLETIC DIRECTOR
DIRECTOR OF BASKETBALL OPERATIONS

The 2023-24 season is Eric Hoots' 20th on staff with Carolina Men's Basketball. He is the director of basketball operations and an assistant to the athletic director. Hoots is working for his third head coach, as he served as a team manager for Matt Doherty and Roy Williams, spent 17 seasons on Williams' staff and is in his third season with head coach Hubert Davis.

Hoots has been part of national championship seasons in 2005, 2009 and 2017, three other

Final Four teams in 2008, 2016 and 2022, nine ACC regular-season championships, three ACC Tournament titles and eight No. 1 seeds in the NCAA Tournament.

Hoots is the primary contact for former Tar Heel players and is the program's in-office academic coordinator. As the contact with the Student Academic Support office, he is responsible for monitoring the players' academic progress. Hoots is also responsible for team travel and the team's equipment needs, including managing the budget, ordering apparel and serving as a liaison between Nike/Jordan and the basketball staff.

A 2004 UNC graduate with a degree in communications, Hoots was a three-year Tar Heel varsity manager. He served as head manager as a senior in Williams' first season at Carolina in 2003-04. Hoots earned his master's degree in sport administration from VCU in 2010.

Hoots, a Newton, N.C., native, and his wife, Amy, have two sons, Brady and Jackson, and a daughter, Avery.



JONAS SAHRATIAN
STRENGTH & CONDITIONING COORDINATOR

One of the top strength & conditioning coordinators in college basketball, Jonas Sahratian is in his 20th season with the Tar Heel men's basketball program. He also served in the same capacity at the University of Kansas for five seasons.

Sahratian (pronounced suh-RAY-shun) plans and coordinates strength and conditioning for the Tar Heels. He has been a part of six Final Fours and three NCAA championships at Carolina, in addition to two other Final Four teams at Kansas.

He previously worked with Roy Williams at Kansas 1999-2003. He also coordinated strength and conditioning for the volleyball, swimming and diving teams at Kansas and assisted with football from 1999-2001.

A native of Detroit, Mich., Sahratian graduated from Western Michigan University in 1997 with a Bachelor of Science degree in exercise science. In 2000, he received his master's in exercise physiology from Kansas.

In addition to working with Kansas athletics, Sahratian interned for two years at the Chicago Bulls/Vermeil's Sports and Fitness in Deerfield, Ill. He worked in Chicago during the Bulls' championship seasons in 1996-97 and 1997-98.

He is a certified strength and conditioning specialist through the National Strength and Conditioning Association and a certified club coach through USA Weightlifting. Sahratian and his wife, Grechen, have a daughter, Natalie.



DOUG HALVERSON
HEAD ATHLETIC TRAINER

Doug Halverson joined UNC's Sports Medicine staff in 2005 and is in his 11th season as the head athletic trainer for the men's basketball varsity and JV programs. Halverson has worked with three Final Four teams, including the 2017 national champions.

He joined the men's basketball staff in 2013 after spending eight years working as a staff athletic trainer for the football (2007-13), women's lacrosse (2005-13), field hockey (2005-07), and men's and women's golf (2006-07) programs.

Halverson returned to UNC after working at Georgia State University. He is a 2002 graduate of UNC, where he earned a B.A. in Exercise and Sport Science with a specialization in Athletic Training. While serving as a student athletic trainer from 1999-2002, he worked with the women's soccer, volleyball and track and field teams.

Following his undergraduate degree, Halverson continued his education at UNC, where he served as a graduate assistant athletic trainer, working mainly with the Tar Heel football and men's and women's tennis programs. He received an M.A. in Exercise and Sports Science - Athletic Training in 2004.

He has been an NATABOC Certified Athletic Trainer (ATC) since 2002 and has been an NSCA Certified Strength and Conditioning Specialist (CSCS) since 2005. Halverson is a native of Winston-Salem who lives in Chapel Hill with his wife, Emily Kiser.



KIERSTEN STEINBACHER
ASSISTANT DIRECTOR OF OPERATIONS

Kiersten Steinbacher is in her first season assistant director of operations. She previously served as a varsity manager with the Tar Heels for five years, including four as head manager.

Her duties include organizing and coordinating the team's community service efforts, assisting with logistics during recruiting visits and overseeing the team managers.

She earned her degree from UNC in sport administration with a minor in social and economic justice. She later earned a master's degree in media and communication with a concentration in strategic communication.



2023-24 TAR HEELS

First row (l-r) Creighton Lebo, RJ Davis, Seth Trimble, Elliot Cadeau; Middle row (l-r) Brad Frederick, Hubert Davis, Duwe Farris, Harrison Ingram, Cormac Ryan, Paxson Wojcik, Jae'Lyn Withers, Rob Landry, Jeff Lebo, Sean May; Back row (l-r) Doug Halverson, Jonas Sahratian, Pat Sullivan, James Okonkwo, Armando Bacot, Jalen Washington, Zayden High, Marcus Paige, Eric Hoots, Kiersten Steinbacher



KEVIN GUSKIEWICZ
CHANCELLOR



BUBBA CUNNINGHAM
DIRECTOR OF ATHLETICS



CLINT GWALTNEY
BKB ADMINISTRATOR



BRANDON GRAY
GRAPHICS



MAGGIE HOBSON
PHOTOGRAPHER




JOSH REAVIS
VIDEOS/SOCIAL MEDIA



BEKAH BRINKLEY
COACH DAVIS'S ASST



KAYE CHASE
BASKETBALL OFFICE



STEPHEN IANNOTTA
SMITH CENTER



SARA YANG
SMITH CENTER




SHANE PARRISH
EQUIPMENT



RAGAN COPELAND
HEAD MANAGER




SAM COMBS
MANAGER




JAMES ROLF BLIZZARD
MANAGER



JORDAN CARRIER
MANAGER



WILL GURGANIOU
MANAGER



GW ROEHNER
MANAGER



AVERY WILKERSON
MANAGER



2022-23 North Carolina Men's Basketball Final 33-Game Statistics

through March 9, 2023

Game Records

Record	Overall	Home	Away	Neutral
ALL GAMES	20-13	12-3	4-7	4-3
CONFERENCE	11-9	7-3	4-6	0-0
NON-CONFERENCE	9-4	5-0	0-1	4-3

Score by Periods

Team	1st	2nd	OT	TOT
North Carolina	1159	1321	34	2514
Opponents	1060	1249	31	2340

Team Box Score

No.	Player				Total			3-Point		F-Throw		Rebounds										
		GP-GS	MIN	AVG	FG-FGA	FG%	3FG-3FGA	3FG%	FT-FTA	FT%	OFF	DEF	TOT	AVG	PF	DQ	A	TO	BLK	STL	PTS	AVG
2	LOVE, Caleb	33-32	1178:32	35.7	188-497	.378	73-244	.299	101-132	.765	11	110	121	3.7	61	0	94	80	7	35	550	16.7
4	DAVIS, RJ	33-32	1153:30	35.0	179-409	.438	63-174	.362	111-126	.881	20	147	167	5.1	96	0	106	62	2	36	532	16.1
5	BACOT, Armando	32-32	970:23	30.3	185-334	.554	0-6	.000	139-209	.665	134	200	334	10.4	94	2	45	71	33	19	509	15.9
32	NANCE, Pete	30-30	903:29	30.1	98-232	.422	32-100	.320	71-87	.816	35	145	180	6.0	70	1	50	51	34	10	299	10.0
1	BLACK, Leaky	33-33	1057:57	32.1	86-209	.411	28-86	.326	40-57	.702	58	157	215	6.5	69	0	50	29	27	42	240	7.3
14	JOHNSON, Puff	27-2	431:54	16.0	36-93	.387	13-46	.283	25-38	.658	29	43	72	2.7	55	0	10	9	1	16	110	4.1
11	DUNN, D'Marco	27-0	276:20	10.2	28-66	.424	12-37	.324	6-10	.600	7	13	20	0.7	31	0	6	6	6	7	74	2.7
13	WASHINGTON, Jalen	20-0	113:07	5.7	16-35	.457	0-7	.000	11-17	.647	3	24	27	1.4	16	0	2	7	1	1	43	2.2
24	NICKEL, Tyler	25-0	150:17	6.0	15-40	.375	6-27	.222	16-19	.842	9	7	16	0.6	10	0	7	3	3	3	52	2.1
0	TRIMBLE, Seth	33-2	322:17	9.8	20-44	.455	1-6	.167	17-31	.548	3	24	27	0.8	41	1	21	20	9	6	58	1.8
22	MCKOY, Justin	11-1	59:29	5.4	6-13	.462	2-6	.333	5-5	1.000	3	10	13	1.2	2	0	1	2	4	0	19	1.7
3	STYLES, Dontrez	15-0	88:59	5.9	7-19	.368	3-9	.333	4-6	.667	4	10	14	0.9	7	0	2	5	1	1	21	1.4
30	WATKINS, Jackson	4-1	03:21	0.8	1-1	1.000	1-1	1.000	0-0	.000	0	0	0	0.0	0	0	1	0	0	0	3	0.8
25	LEBO, Creighton	3-0	02:35	0.9	1-3	.333	0-1	.000	0-0	.000	0	0	0	0.0	1	0	1	0	0	1	2	0.7
21	SHAVER, Will	3-0	06:29	2.2	0-1	.000	0-0	.000	2-2	1.000	0	1	1	0.3	2	0	1	0	0	0	2	0.7
15	LANDRY, Rob	3-0	02:35	0.9	0-1	.000	0-1	.000	0-0	.000	0	0	0	0.0	0	0	0	0	0	0	0	0.0
34	FARRIS, Duwe	2-0	01:53	0.9	0-0	.000	0-0	.000	0-0	.000	0	0	0	0.0	0	0	0	0	0	0	0	0.0
40	MAYE, Beau	2-0	01:53	0.9	0-0	.000	0-0	.000	0-0	.000	0	2	2	1.0	0	0	0	0	0	0	0	0.0
Team																						
Total		33	6725		866-1997	.434	234-751	.312	548-739	.742	369	935	1304	39.5	555	4	397	355	128	177	2514	76.2
Opponents		33	6725		876-2017	.434	213-646	.330	375-530	.708	284	843	1127	34.2	617	16	368	345	113	188	2340	70.9

Team Statistics

	UNC	OPP
Scoring	2514	2340
Points per game	76.2	70.9
Scoring margin	+5.3	-
Field goals-att	866-1997	876-2017
Field goal pct	.434	.434
3 point fg-att	234-751	213-646
3-point FG pct	.312	.330
3-pt FG made per game	7.1	6.5
Free throws-att	548-739	375-530
Free throw pct	.742	.708
F-Throws made per game	16.6	11.4
Rebounds	1304	1127
Rebounds per game	39.5	34.2
Rebounding margin	+5.4	-
Assists	397	368
Assists per game	12.0	11.2
Turnovers	355	345
Turnovers per game	10.8	10.5
Turnover margin	-0.3	-
Assist/turnover ratio	1.1	1.1
Steals	177	188
Steals per game	5.4	5.7
Blocks	128	113
Blocks per game	3.9	3.4
Winning streak	0	-
Home win streak	0	-
Attendance	298344	142700
Home games-Avg/Game	15-19890	11-12973
Neutral site-Avg/Game	-	7-12498

Team Results

Date	Opponent		Score	Att.
11/07/2022	UNCW	W	69-56	19744
11/11/2022	Col. of Charleston	W	102-86	17892
11/15/2022	Gardner-Webb	W	72-66	17200
11/20/2022	James Madison	W	80-64	19942
11/24/2022	vs Portland	W	89-81	6229
11/25/2022	vs Iowa St.	L	65-70	4431
11/27/2022	vs Alabama	Lot4	101-103	1921
11/30/2022	at Indiana	L	65-77	17222
12/04/2022	at Virginia Tech	L	72-80	8925
12/10/2022	Georgia Tech	W	75-59	19410
12/13/2022	The Citadel	W	100-67	16926
12/17/2022	vs Ohio St.	Wot	89-84	20261
12/21/2022	vs Michigan	W	80-76	19236
12/30/2022	at Pittsburgh	L	74-76	10215
01/04/2023	Wake Forest	W	88-79	19031
01/07/2023	Notre Dame	W	81-64	21750
01/10/2023	at Virginia	L	58-65	14629
01/14/2023	at Louisville	W	80-59	14842
01/17/2023	Boston College	W	72-64	19121
01/21/2023	NC State	W	80-69	21750
01/24/2023	at Syracuse	W	72-68	20761
02/01/2023	Pittsburgh	L	64-65	20421
02/04/2023	at Duke	L	57-63	9314
02/07/2023	at Wake Forest	L	85-92	11318
02/11/2023	Clemson	W	91-71	21750
02/13/2023	Miami (FL)	L	72-80	19907
02/19/2023	at NC State	L	69-77	19500
02/22/2023	at Notre Dame	W	63-59	8183
02/25/2023	Virginia	W	71-63	21750
02/27/2023	at Florida St.	W	77-66	7791
03/04/2023	Duke	L	57-62	21750
03/08/2023	vs Boston College	W	85-61	17685
03/09/2023	vs Virginia	L	59-68	17722



2022-23 HIGHS AND LOWS



CAROLINA	High	Low
Field Goals	38 vs. Alabama, 4 OT	17 vs. Duke (H)
Field Goal Attempts	91 vs. Alabama, 4 OT	47 vs. Virginia (H)
FG Percentage	.603 vs. Charleston (35x58)	.304 vs. Duke (H) (17x56)
FG Percentage in First Half	.577 vs. Virginia (H) (15x26)	.185 at Notre Dame (5x27)
FG Percentage in Second Half	.714 vs. Charleston (20x28)	.267 vs. Duke (H) (8x30)
3-Point Field Goals	15 vs. The Citadel, Clemson	2 vs. UNCW, at Notre Dame
3-Point Attempts	33 vs. Clemson	10 vs. UNCW
3-Point Percentage (min. 10 att.)	.500 vs. Portland (11x22)	.087 at Notre Dame (2x23)
Free Throws Made	36 vs. NC State (H)	2 at Duke
Free Throw Attempts	39 vs. NC State (H)	3 at Duke
FT Pct. (min. 10 att.)	.923 vs. NC State (H) (36x39)	.556 vs. Michigan (15x27)
Offensive Rebounds	23 at Notre Dame	3 vs. Virginia (H)
Defensive Rebounds	39 vs. James Madison	21 at Virginia Tech, vs. Wake Forest (H)
Total Rebounds	54 vs. Alabama, 4 OT	25 at Virginia Tech
Rebound Margin	+21 vs. Georgia Tech (43-22)	-14 at Virginia Tech (25-39)
Assists	24 vs. The Citadel	4 vs. UNCW
Turnovers	18 vs. Alabama, 4 OT	7 four times
Blocked Shots	10 vs. Alabama, 4 OT	1 six times
Steals	12 vs. Alabama, 4 OT	1 vs. Pittsburgh (H), at NC State, vs. Virginia (H)
Points	102 vs. Charleston	57 at Duke, vs. Duke (H)
Points in a First Half	48 vs. The Citadel	19 at Notre Dame
Points in a Second Half	60 at Wake Forest	25 at Duke
Points in Overtime	24 in 4 OTs vs. Alabama (4-8-7-5)	10 vs. Ohio State
Scoring Margin	+33 vs. The Citadel (100-67)	-12 at Indiana (65-77)
OPPONENTS	High	Low
Field Goals	37 by Alabama, 4 OT	17 by UNCW
Field Goal Attempts	90 by Alabama, 4 OT	49 by Virginia (ACC)
FG Percentage	.508 at Virginia Tech (31x51)	.293 by UNCW (17x58)
FG Percentage in First Half	.529 by Ohio State (18x34)	.294 by James Madison (10x34)
FG Percentage in Second Half	.645 at NC State (20x31)	.242 by UNCW (8x33)
3-Point Field Goals	16 by Alabama, 4 OT	0 by Boston College
3-Point Attempts	38 by Alabama, 4 OT	6 by Boston College
3-Point Percentage (min. 10 attempts)	.476 by Wake Forest (H) (10x21)	.071 at Louisville (1x14)
Free Throws Made	33 at Wake Forest	1 by The Citadel
Free Throw Attempts	42 at Wake Forest	3 at Syracuse
FT Pct. (min. 10 att.)	1.000 by NC State (H) (12x12)	.455 by Virginia (H) (5x11)
Offensive Rebounds	21 by Alabama, 4 OT	1 by Georgia Tech
Defensive Rebounds	37 by Alabama, 4 OT	18 by Portland
Total Rebounds	58 by Alabama, 4 OT	22 by Georgia Tech
Assists	22 by Portland	3 by UNCW
Turnovers	22 by Alabama, 4 OT	2 at NC State
Blocked Shots	11 at Duke	0 at Virginia Tech, by Wake Forest (H), by Miami
Steals	10 by Portland	2 by Pittsburgh (H)
Points	103 by Alabama, 4 OT	56 by UNCW
Points in a First Half	50 by Charleston	21 by UNCW
Points in a Second Half	45 at Wake Forest, by Miami, at NC State	29 by Duke (H)
Points in Overtime	26 by Alabama in 4 OTs (4-8-7-7)	5 by Ohio State
INDIVIDUAL BESTS	NORTH CAROLINA	OPPONENTS
Points	34 by Caleb Love vs. Alabama, 4 OT	35 by Tyree Appleby at Wake Forest
Field Goals	13 by Caleb Love vs. Alabama, 4 OT	14 by Jamarius Burton at Pittsburgh
Field Goal Attempts	36 by Caleb Love vs. Alabama, 4 OT	26 by Jahvon Quinerly, Alabama, 4 OT
Field Goal Percentage (min. 10 att.)	.769 by Armando Bacot vs. Charleston (10x13)	.824 by Jamarius Burton at Pittsburgh (14x17)
3-Point Field Goals	6 by Caleb Love vs. Clemson	7 by Caleb Grill, Iowa State
3-Field Goal Attempts	13 by Caleb Love vs. Ohio State, OT	7 by Mark Sears, Alabama, 4 OT
3-Point Field Goal Pct (min. 5 made)	.667 (6x9) by Caleb Love vs. Clemson	11 by Caleb Grill, Iowa State
Free Throws Made	14 by RJ Davis vs. NC State (H)	11 by Mark Sears, Alabama, 4 OT
Free Throw Attempts	15 by Armando Bacot vs. Pittsburgh (H)	11 by Jahvon Quinerly, Alabama, 4 OT
Free Throw Percentage (min. 5 made)	1.000 by RJ Davis vs. NC State (H) (14x14)	.833 (5x6) by Nelly Cummings, Pittsburgh (H)
Offensive Rebounds	8 by Armando Bacot vs. James Madison	23 by Tyree Appleby at Wake Forest
Defensive Rebounds	15 by Armando Bacot vs. James Madison	28 by Tyree Appleby at Wake Forest
Total Rebounds	23 by Armando Bacot vs. James Madison	1.000 by El Ellis at Louisville (9x9)
Assists	7 by Caleb Love vs. Ohio State, OT	8 by Charles Bediako, Alabama, 4 OT
Turnovers	6 by Armando Bacot vs. Alabama, 4 OT	10 by Terrance Williams II, Michigan
Blocked Shots	4 by Pete Nance vs. Virginia (H), Boston College (ACC)	16 by Charles Bediako, Alabama, 4 OT
Steals	5 by Caleb Love at Louisville	11 by Tyree Appleby at Wake Forest
Minutes Played in Overtime Game	57:24 by Caleb Love vs. Alabama, 4 OT	6 by Stephen Clark, The Citadel
Minutes Played in 40-Minute Game	40:00 by Pete Nance at Syracuse	6 by El Ellis at Louisville
	40:00 by RJ Davis at NC State	6 by Joseph Girard III at Syracuse
	40:00 by Leaky Black vs. Duke (H)	8 by Dereck Lively II at Duke
		5 by Reece Beekman at Virginia
		5 by Beekman, Virginia (ACC)
		55:03 by Mark Sears, Alabama, 4 OT
		40:00 by Jeremy Roach at Duke



2022-23 MISCELLANEOUS STATS



Games as UNC's Leading Scorer

	Season/Career
Armando Bacot	10/37
RJ Davis	12/19
Caleb Love	11/29
Pete Nance	5
D'Marco Dunn	1/1
Leaky Black	-/1

Games as UNC's Leading Rebounder

	Season/Career
Armando Bacot	23/99
Leaky Black	7/12
Pete Nance	3
RJ Davis	2/2
Caleb Love	1/2
Justin McKoy	1/1
Jalen Washington	1/1

Games as UNC's Leader in Assists

	Season/Career
Caleb Love	15/51
RJ Davis	20/42
Leaky Black	4/28
Armando Bacot	4/10
Pete Nance	4
Jalen Washington	1/1
Justin McKoy	-/1

Double-Figure Scoring Games

	Season/Career
Armando Bacot	29/99
Pete Nance	15/69 (54 times at Northwestern)
Caleb Love	30/79
RJ Davis	29/71
Leaky Black	7/19
Puff Johnson	3/6
D'Marco Dunn	1/1
Tyler Nickel	1/1
Seth Trimble	1/1
Jalen Washington	1/1
Justin McKoy	-/1 (at Virginia)

30-Point Games

	Season/Career
Caleb Love	1/2
RJ Davis	-/1

20-Point Games

	Season/Career
Armando Bacot	10/26
Caleb Love	10/25
RJ Davis	7/12
Pete Nance	3/11 (8 at Northwestern)

10-Rebound Games

	Season/Career
Armando Bacot	19/75 (UNC career record)
Pete Nance	6/19 (13 at Northwestern)
Leaky Black	5/9
RJ Davis	3/4

15-Rebound Games

	Season/Career
Armando Bacot	5/22

20-Rebound Games

	Season/Career
Armando Bacot	1/6

Double-Doubles (all points and rebounds)

	Season/Career
Armando Bacot	19/68 (UNC career record)
Pete Nance	5/15 (10 at Northwestern)
RJ Davis	2/3
Leaky Black	1/1

CAROLINA'S...

Largest Win: 33 vs. The Citadel (100-67)
Largest Loss: 12 at Indiana (65-77)

Largest Lead in a Win: 36 vs. The Citadel (led 100-64, won 100-67)
Largest Lead in a Loss: 9 vs. Iowa State (led 30-21, lost 65-70); at Pittsburgh (led by nine three times in the first half and 55-46 at 11:06 in the second, lost 74-76); at Virginia (led 24-15 at 3:34 in the first half, lost 58-65)
Largest Deficit: 26 at Wake Forest (trailed 27-53, lost 85-92)
Largest Deficit Overcome to Win: 14 vs. Ohio State (trailed 20-34, won 89-84 in OT)

Largest Halftime Lead: 19 vs. James Madison (led 45-26, won 80-64)
Largest Halftime Deficit: 22 at Wake Forest (trailed 25-47, lost 85-92)
Largest Halftime Deficit Overcome to Win: 9 vs. Ohio State (trailed 35-44, won 89-84 in OT)
Largest Halftime Lead in a Loss: 6 at Pittsburgh (led 40-34, lost 74-76)

Game	Largest UNC Lead	Largest UNC Deficit	Time Led	Time Trailed	Ties	Lead Changes	Largest UNC Run	Largest Opponent Run
UNCW	16	6	29:17	5:16	3	3	10	6
College of Charleston	18	8	18:15	18:02	10	9	8	8
Gardner-Webb	16	3	34:58	3:28	1	4	13	6
James Madison	21	never trailed	39:23	0:00	0	0	10	8
at Portland	10	5	22:02	13:49	6	15	12	10
vs. Iowa State	9	7	25:19	7:56	8	4	10	10
vs. Alabama, 4 OT	8	7	21:12	27:03	15	14	10	7
at Indiana	1	15	1:48	37:07	3	8	5	8
at Virginia Tech	3	18	1:26	36:50	1	1	8	8
Georgia Tech	20	1	37:00	0:32	3	4	11	6
The Citadel	36	3	37:50	0:50	2	1	10	8
vs. Ohio State	5	14	9:29	32:28	4	5	7	9
vs. Michigan	9	8	26:14	9:57	5	4	10	9
at Pittsburgh	9	7	34:13	3:51	5	3	9	8
Wake Forest	11	6	25:48	10:48	9	20	8	6
Notre Dame	18	3	34:22	2:51	2	4	9	7
at Virginia	9	10	16:24	21:03	1	4	9	11
at Louisville	23	8	27:45	11:17	1	3	9	9
Boston College	11	never trailed	37:46	0:00	1	0	7	8
NC State	13	8	30:07	6:44	6	6	12	13
at Syracuse	10	2	36:42	1:40	3	6	8	6
Pittsburgh	7	7	17:21	17:53	8	12	8	10
at Duke	7	6	15:02	17:00	9	5	7	9
at Wake Forest	2	26	0:29	37:16	2	1	8	14
Clemson	25	6	30:18	7:46	1	4	11	8
Miami	3	14	6:58	29:26	5	5	6	9
at NC State	6	12	10:50	25:13	11	12	6	9
at Notre Dame	6	8	22:29	15:15	3	10	8	11
Virginia	17	never trailed	37:58	0:00	2	0	7	8
at Florida State	18	never trailed	37:44	0:00	1	0	11	9
Duke	5	7	6:34	27:29	8	11	7	7
vs. Boston College (ACC)	27	4	36:06	1:52	3	1	13	6
vs. Virginia (ACC)	4	11	11:00	27:28	1	1	6	11

season highs in bold



2022-23 PLUS/MINUS



Game	#0 Trimble	#1 Black	#2 Love	#3 Styles	#4 Davis	#5 Bacot	#11 Dunn	#13 Washington	#14 Johnson
UNCW	+3	+12	+10	+2	+11	+10	+8	DNP	DNP
College of Charleston	-2	+20	+19	-8	+23	+24	-10	DNP	DNP
Gardner-Webb	-3	+9	+8	-5	Even	Even	+9	DNP	DNP
James Madison	+8	+9	+6	DNP	+13	+15	+10	DNP	+13
vs. Portland	-6	+14	+14	DNP	+13	+15	-4	DNP	-6
vs. Iowa State	+2	-9	-2	DNP	-11	-4	+6	DNP	+1
vs. Alabama	-7	-8	-9	-2	-2	-2	+19	DNP	+9
at Indiana	+2	-11	-15	DNP	-9	-7	-1	DNP	-5
at Virginia Tech	-4	-14	-1	-3	-3	DNP	DNP	DNP	-8
Georgia Tech	+15	+15	+1	DNP	+20	+17	DNP	-4	-3
The Citadel	+5	+25	+26	+10	+31	+22	DNP	+8	-5
vs. Ohio State	-9	+27	+2	-9	+13	-2	DNP	Even	-4
vs. Michigan	+4	-7	+9	DNP	+6	+12	DNP	Even	+9
at Pittsburgh	+2	Even	-1	DNP	-3	Even	-1	DNP	+1
Wake Forest	+16 (1)	+8	+3	DNP	+10	+11	-1	-4	+2
Notre Dame	+7	+13	+17	-1	+14	+9	+5	+7	+13
at Virginia	-1	-13	Even	DNP	-7	Even	-6	+3 (1)	+6
at Louisville	-3	+4	+15	+7	+20	+10	+25 (1)	+18	+9
Boston College	-1	+9	+5	DNP	+10	+15	+1	DNP	+3
NC State	-4	+14	+17 (3)	-3	+14	+8	-2	-3	DNP
at Syracuse	-2	+5	+3	DNP	-5	+6	Even	-3	DNP
Pittsburgh	-8	+1	-3	-2	+2	-2	-2	+3	DNP
at Duke	+1	-4	-6	DNP	-2	-4	-5	Even	Even
at Wake Forest	-8	-14	Even	DNP	-5	-6	-4	-13	+4
Clemson	-5	+25	+24	-3	+18	+20	+3	-4	+16
Miami	Even	-6	-7	DNP	-4	-5	-4	-3	-6
at NC State	-2	-8	-6	DNP	-8	-10	Even	DNP	-5 (3)
at Notre Dame	-2	+1	+5	DNP	+8	-2	-2	+2	+4
Virginia	Even	+13 (4)	+8	DNP	+10	+12	-2	Even	+4
at Florida State	+7	+11	+11	Even	+2	+13 (9)	DNP	+8	+7
Duke	-4	-5	-4	-1	-1	-5	-1	-4	-4
vs. Boston College (ACC)	+2	+18	+17	+6	+19 (5)	+24	+9	+6	-4
vs. Virginia (ACC)	Even	-9	-10	DNP	-2	-16	-8	DNP	-1
Totals	+3	+145	+156	-12	+190	+178	+42	+17	+44

Game	#15 Landry	#21 Shaver	#22 McKoy	#24 Nickel	#25 Lebo	#30 Watkins	#32 Nance	#34 Farris	#40 Maye
UNCW	DNP	DNP	DNP	-4	DNP	DNP	+13	DNP	DNP
College of Charleston	DNP	DNP	DNP	+1	DNP	DNP	+13	DNP	DNP
Gardner-Webb	DNP	DNP	-8	+2	DNP	DNP	+18	DNP	DNP
James Madison	DNP	DNP	DNP	-2	DNP	DNP	+8	DNP	DNP
vs. Portland	DNP	DNP	-1	-3	DNP	DNP	+11	DNP	DNP
vs. Iowa State	DNP	DNP	DNP	DNP	DNP	DNP	-8	DNP	DNP
vs. Alabama	DNP	+2	-2	DNP	DNP	DNP	-3	DNP	DNP
at Indiana	DNP	DNP	DNP	-4	DNP	DNP	-10	DNP	DNP
at Virginia Tech	DNP	-1	-4	+1 (1)	DNP	DNP	-3	DNP	DNP
Georgia Tech	DNP	DNP	DNP	-3	DNP	DNP	+22	DNP	DNP
The Citadel	-1	+1	+2	+9	-1	-1	+28	-1	-1
vs. Ohio State	DNP	DNP	DNP	-5	DNP	DNP	+12	DNP	DNP
vs. Michigan	DNP	DNP	DNP	Even	DNP	DNP	-13	DNP	DNP
at Pittsburgh	DNP	DNP	DNP	-1	DNP	DNP	-7	DNP	DNP
Wake Forest	DNP	DNP	-2	DNP	DNP	DNP	+2	DNP	DNP
Notre Dame	DNP	DNP	+2	-1	DNP	DNP	DNP	DNP	DNP
at Virginia	DNP	DNP	-13	-4	DNP	DNP	DNP	DNP	DNP
at Louisville	DNP	DNP	DNP	Even	DNP	DNP	DNP	DNP	DNP
Boston College	DNP	DNP	DNP	-8	DNP	DNP	+6	DNP	DNP
NC State	DNP	DNP	DNP	DNP	DNP	DNP	+14	DNP	DNP
at Syracuse	DNP	DNP	DNP	+12	DNP	DNP	+4	DNP	DNP
Pittsburgh	DNP	DNP	DNP	+2	DNP	DNP	+4	DNP	DNP
at Duke	DNP	DNP	DNP	DNP	DNP	DNP	-10	DNP	DNP
at Wake Forest	DNP	DNP	DNP	+8	DNP	DNP	+3	DNP	DNP
Clemson	-1	DNP	+4	-4	-1	-1	+12	-1	-2
Miami	DNP	DNP	DNP	-4	DNP	DNP	-1	DNP	DNP
at NC State	DNP	DNP	DNP	+4	DNP	DNP	-5	DNP	DNP
at Notre Dame	DNP	DNP	DNP	-1	DNP	DNP	+7	DNP	DNP
Virginia	DNP	DNP	DNP	DNP	DNP	DNP	-5	DNP	DNP
at Florida State	DNP	DNP	DNP	DNP	DNP	DNP	+10	DNP	DNP
Duke	DNP	DNP	-1	Even	DNP	Even	-3	DNP	DNP
vs. Boston College (ACC)	Even	DNP	+2	+6	Even	Even	+15	DNP	DNP
vs. Virginia (ACC)	DNP	DNP	DNP	DNP	DNP	DNP	+1 (7)	DNP	DNP
Totals	-2	+2	-21	+1	-2	-2	+135	-2	-3

plus/minus game leaders must have played at least half the game

(times led UNC in plus/minus in parentheses)

PLUS/MINUS LEADERS

RJ Davis	+190
Armando Bacot	+178
Caleb Love	+156
Leaky Black	+145
Pete Nance	+135
Puff Johnson	+44
D'Marco Dunn	+42



2022-23 MISC. STATS, STARTERS



GAME	UNC Leading Scorer	UNC Leading Rebounder	UNC Leader in Assists	2nd Chance Points	Pts Off Turnovers	Fastbreak Points	Points in the Paint	Bench Points
UNCW	Davis, Love 17	Bacot 9	Nance 2	7-14	11-14	4-4	34-18	6-7
College of Charleston	Bacot 28	Love 9	Davis, Love 5	17-15	24-10	19-6	50-48	16-55
Gardner-Webb	Love 20	Davis 10	Love 4	11-4	14-4	2-8	14-32	3-19
James Madison	Davis 21	Bacot 23	Davis 5	12-7	11-11	14-4	34-32	15-20
vs. Portland	Nance 28	Bacot 13	Davis 5	12-3	16-20	4-5	24-22	3-25
vs. Iowa State	Davis 15	Bacot 9	Love, Nance 3	14-6	6-21	18-14	28-26	12-13
vs. Alabama	Love 34	Bacot 10	Davis, Love 4	18-15	13-20	24-15	54-40	14-47
at Indiana	Nance 15	Nance 12	Davis 2	14-6	4-17	5-12	24-50	14-18
at Virginia Tech	Davis, Love, Nance 18	Nance 10	Love 2	4-8	14-10	12-10	32-42	16-12
Georgia Tech	Davis 22	Bacot 13	Love 5	7-0	13-13	17-3	36-22	10-16
The Citadel	Love 17	Bacot 11	Love 6	16-12	12-8	11-5	26-38	42-18
vs. Ohio State	Bacot 28	Bacot 15	Love 7	14-9	27-12	9-8	44-38	3-11
vs. Michigan	Bacot 26	Black 10	Davis 5	9-9	7-16	19-9	40-30	5-13
at Pittsburgh	Bacot 22	Bacot 13	Bacot, Black, Davis 3	13-9	6-12	6-8	26-42	10-9
Wake Forest	Davis 27	Bacot 9	Bacot 5	4-17	32-8	16-12	34-34	15-22
Notre Dame	Bacot 21	Bacot 13	Davis 5	12-9	13-12	9-4	36-26	22-12
at Virginia	Davis 16	Black, McKoy, Washington 6	Love 5	4-6	10-19	2-10	20-32	20-28
at Louisville	Bacot, Dunn 14	Bacot 16	Davis 5	9-8	23-8	17-2	32-38	26-10
Boston College	Bacot 20	Bacot 16	Bacot, Davis 3	19-4	8-14	12-14	30-38	7-11
NC State	Davis 26	Bacot 18	Bacot, Black, Love Nance, Washington 1	13-4	9-10	6-15	28-22	1-9
at Syracuse	Nance 21	Bacot 8	Davis, Love 5	2-4	20-14	7-10	34-38	5-6
Pittsburgh	Love 22	Bacot 11	Davis 3	13-7	9-9	5-4	30-26	4-10
at Duke	Bacot 14	Bacot, Black 10	Davis 5	15-11	11-6	2-20	24-32	5-8
at Wake Forest	Love 24	Bacot 11	Davis 5	11-4	4-9	17-9	44-38	15-21
Clemson	Love 23	Bacot 11	Davis, Love 4	11-6	10-7	8-0	30-22	25-22
Miami	Davis 23	Black 9	Black, Davis 2	14-14	7-11	2-4	40-30	2-9
at NC State	Love 23	Bacot 14	Davis 3	15-11	3-16	7-25	26-42	7-6
at Notre Dame	Bacot, Love 16	Bacot, Black 11	Nance 5	23-9	11-9	9-4	34-26	2-23
Virginia	Nance 22	Davis 10	Davis 4	4-7	0-8	0-2	20-26	8-5
at Florida State	Davis 19	Nance 10	Davis, Love 4	13-13	9-13	7-11	14-32	8-16*
Duke	Bacot, Davis 17	Bacot 11	Davis, Love 3	7-14	8-13	9-4	16-30	0*-5
vs. Boston College (ACC)	Love 22	Bacot, Black 6	Black 4	16-8	16-7	5-2	36-28	23-27
vs. Virginia (ACC)	Davis 24	Black 9	Love 6	13-7	2-14	2-11	20-28	5-10
Totals				386-280	383-395	306-274	1014-1068	369-543
Averages				11.7-8.5	11.6-12.0	9.3-8.3	30.7-32.4	11.2-16.5

GAME-BY-GAME STARTERS

Game	Guard	Guard	Forward	Forward	Center	Record w/Lineup
UNCW	Davis	Love	Black	Nance	Bacot	(a) 1-0
College of Charleston	Davis	Love	Black	Nance	Bacot	(a) 2-0
Gardner-Webb	Davis	Love	Black	Nance	Bacot	(a) 3-0
James Madison	Davis	Love	Black	Nance	Bacot	(a) 4-0
vs. Portland	Davis	Love	Black	Nance	Bacot	(a) 5-0
vs. Iowa State	Davis	Love	Black	Nance	Bacot	(a) 5-1
vs. Alabama	Davis	Love	Black	Nance	Bacot	(a) 5-2
at Indiana	Davis	Love	Black	Nance	Bacot	(a) 5-3
at Virginia Tech	Davis	Love	Black	Johnson	Nance	(b) 0-1
Georgia Tech	Davis	Love	Black	Nance	Bacot	(a) 6-3
The Citadel	Davis	Love	Black	Nance	Bacot	(a) 7-3
vs. Ohio State	Davis	Love	Black	Nance	Bacot	(a) 8-3
vs. Michigan	Davis	Love	Black	Nance	Bacot	(a) 9-3
at Pittsburgh	Davis	Love	Black	Nance	Bacot	(a) 9-4
Wake Forest	Davis	Love	Black	Nance	Bacot	(a) 10-4
Notre Dame	Davis	Love	Trimble	Black	Bacot	(c) 1-0
at Virginia	Davis	Love	Trimble (2)	Black	Bacot	(c) 1-1
at Louisville	Davis	Love	Black	Johnson (2/2)	Bacot	(d) 1-0
Boston College	Davis	Love	Black	Nance	Bacot	(a) 11-4
NC State	Davis	Love	Black	Nance	Bacot	(a) 12-4
at Syracuse	Davis	Love	Black	Nance	Bacot	(a) 13-4
Pittsburgh	Davis	Love	Black	Nance	Bacot	(a) 13-5
at Duke	Davis	Love	Black	Nance	Bacot	(a) 13-6
at Wake Forest	Davis	Love	Black	Nance	Bacot	(a) 13-7
Clemson	Davis	Love	Black	Nance	Bacot	(a) 14-7
Miami	Davis	Love	Black	Nance	Bacot	(a) 14-8
at NC State	Davis	Love	Black	Nance	Bacot	(a) 14-9
at Notre Dame	Davis	Love	Black	Nance	Bacot	(a) 15-9
Virginia	Davis	Love	Black	Nance	Bacot	(a) 16-9
at Florida State	Davis	Love	Black	Nance	Bacot	(a) 17-9
Duke (Senior Night)	Black	Watkins (1/1)	McKoy (1/5)	Nance	Bacot	(e) 0-1
vs. Boston College (ACC)	Davis	Love	Black	Nance	Bacot	(a) 18-9
vs. Virginia (ACC)	Davis (32/81)	Love (32/96)	Black (33/130)	Nance (30/105)	Bacot (32/131)	(a) 18-10

number of season/career starts in parentheses

Nance started 75 games at Northwestern from 2018-22
McKoy started four games at Virginia 2019-21



1 – RECHON “LEAKY” BLACK

Graduate Student, Forward, Concord, N.C.



Career: Played in a UNC-record 155 games and made 130 starts • Career highs included 18 points at Florida State 2/27/23 and vs. Wake Forest 1/4/23, 12 rebounds vs. James Madison 11/20/22, six offensive rebounds vs. Duke in the 2022 Final Four and at Notre Dame 2/22/23, nine assists vs. Duke 2/8/20 and four blocks vs. Virginia 2/25/23 • Scored in double figures 19 times • One double-double, 2/4/23 at Duke • Made multiple steals 47 times • Five or more assists 17 times (UNC 15-2 in those games) • Assist/error ratio of 1.9 to 1 (334 assists/174 turnovers) • UNC went 34-5 over the last three seasons when he had three or more assists • One of five Tar Heels to amass

600 points, 500 rebounds, 200 assists, 100 steals and 50 blocks in four or fewer seasons with James Worthy, George Lynch, David Noel and Danny Green.

2022-23: Carolina’s Defensive Player of the Year and Most Improved Player and won the Marvin Williams Carolina Way Award given to the Tar Heel who best exemplifies playing hard, being unselfish and putting the team first • Finalist for CollegeInsider.com’s National Defensive Player of the Year • Earned ACC All-Defensive team honors for the second straight season • Third Tar Heel to make the All-Defensive team twice with Jackie Manuel and John Henson • Second straight season in the top three in voting for ACC Defensive Player of the Year (third in 2021-22, second in 2022-23) • Averaged career highs in scoring (7.3) and rebounding (6.5) • Was 10th in the ACC in rebounding average • Grabbed 98 over his last 12 games (8.2 per game), including 34 offensive rebounds • Double-figure rebounds five times (four in his first four seasons) and nine or more 11 times with a high of 12 vs. JMU • Grabbed 10 rebounds at Duke and Wake Forest, the first time in his career he had 10 rebounds in consecutive games • Second on the team in rebounds per game and offensive rebounds (58) • Scored in double figures seven times with a career-high 18 vs. Wake Forest and at Florida State • Made a three-pointer in 18 games and multiple threes six times (season-high three vs. Wake Forest and at Duke and FSU) • Led UNC with a career-high 42 steals • Made 24 of his last 30 free throws (.800) • Committed only 29 turnovers, 1.1 per 40 minutes (best among the starters).

2022-23 Game Highlights: One of his best all-around games as a Tar Heel in the win at Florida State as he tied his career highs with six field goals and 18 points, had nine rebounds and held Darin Green Jr. to 1 of 11 shooting • Made three 3FG in Tallahassee and dunked with 93 seconds to play to help clinch the win • Had 13 points, a team-high nine rebounds, three steals and two assists vs. Miami • Lockdown defensive performance in the win over first-place Clemson, holding Hunter Tyson, the Tigers’ leading scorer, to three points on only two field goal attempts and no assists • Allowed just three FG attempts by Clemson players in 52 possessions • First career double-double with 13 points and 10 rebounds at Duke • Scored 14 first-half points and finished with a career-high 18 in the win over Wake Forest • Played a key role on both ends of the floor in the win over Michigan, scoring nine points (most since the four-OT game vs. Alabama) with 10 rebounds • Jumper in the paint gave UNC a 73-69 lead with 1:45 to play • Made two defensive gems (a block/rebound and a steal) in the final 6:00 to preserve the lead • Was a game-high plus 27 (no other Tar Heel was better than plus-13) in the comeback, OT win over Ohio State • Sidelined out of bounds pass to Pete Nance with 1.2 seconds in regulation set up Nance’s game-tying shot • Played more than 53 minutes vs. Alabama despite spraining his left ankle in the second half and totaled 10 points, eight rebounds, three blocks and two steals • Played key defensive role in limiting Tide freshman Brandon Miller to 4 of 21 from the floor.

2021-22: ACC All-Defensive team, Carolina’s first since Brice Johnson in 2016 • Third in the voting for ACC Defensive Player of the Year • Carolina’s Defensive Player of the Year (George Lynch Award) • Carolina went 17-1 when he had three or more assists • Led UNC in assist/TO ratio (2.8) with 104 assists/37 turnovers • Had 40 assists in the last 10 games • Scored in double figures four times with a high of 13 in the overtime win at Louisville • Made multiple threes five times with a high of three at Louisville and two in the national semifinals vs. Duke • Hit two threes, grabbed a career-high six offensive rebounds and again played lockdown defense against AJ Griffin (1 of 7 FG) in the Final Four win over Duke • Had five assists, three blocks and two steals and held Doug Edert without a field goal in the regional final win over Saint Peter’s, helping UNC hold the Peacocks to 49 points and 30.0% from the floor • Basket with 1:55 to play in overtime gave UNC an 88-85 lead vs. Baylor • Had eight assists and held Marquette’s leading scorer, Justin Lewis, to six points in the first round in the NCAA Tournament.

2020-21: Averaged 5.6 points, 4.9 rebounds and 2.4 assists • Second on the team in plus/minus at plus 116 • Second in the ACC in assist/turnover ratio in league games (2.8 on 53 assists/19 turnovers) • Led UNC in assist-error ratio in all games at 1.9 • Led UNC and was eighth in the ACC with 53 assists in league play (3.3 per game) • Season-high eight assists vs. Wake Forest and seven in the win over Syracuse • Scored in double figures four times (16 at Miami, 12 at Duke, 10 vs. Stanford and 10 at Georgia Tech) • Led UNC in steals with 36.

2019-20: Averaged 6.5 points, 5.0 rebounds and 2.6 assists • Started 31 games – 25 at small forward and six (Clemson through Boston College) at the point • Led the team with 40 steals and was second in assists with 83 • Scored in double figures four times with a career-high 14 points against Syracuse in the ACC Tournament, three 3FGs at Virginia Tech, 10 rebounds at Notre Dame and nine assists at home vs. Duke • Played 30 or more minutes 15 times and 40-plus twice.

2018-19: Averaged 2.5 points, 2.1 rebounds and 1.2 assists in 10.3 minutes per game • Made 23 of 49 shots from the floor (.469), including 5 for 12 from three-point range (.417) • Sprained his left ankle in the Georgia Tech game on 1/29 and did not play in the next 13 games • Played valuable minutes and was on the floor for his defense in the latter stages of the win at NC State • Five rebounds and four assists at Pitt • Five points, two assists, two steals and was Carolina’s defensive player of the game vs. Harvard • Had five points, two assists and no turnovers in a season-high 18 minutes against UCLA • Was 4 for 4 from the floor against Stanford • Tied for the team lead with five assists and added eight points, six rebounds and no turnovers in 15 minutes at Elon.

Personal: Born Rechon Malik Black on June 14, 1999, in Concord.

BLACK'S STATS																			
Year	GP-GS	Min.	Ave.	FGM-A	Pct.	3FGM-A	Pct.	FTM-A	Pct.	Off	Def	Reb	Ave.	A	TO	B	S	Pts	Ave.
2018-19	23-0	239	10.4	23-49	.417	5-12	.417	6-7	.857	10	39	49	2.1	27	15	4	14	57	2.5
2019-20	32-31	954	29.8	80-223	.359	16-63	.254	32-46	.696	45	116	161	5.0	83	56	25	40	208	6.5
2020-21	29-28	796	27.4	58-158	.367	10-45	.222	36-52	.692	39	104	143	4.9	70	37	10	36	162	5.6
2021-22	38-38	1127	29.7	68-146	.466	17-51	.333	33-38	.868	49	113	162	4.3	104	37	26	34	186	4.9
2022-23	33-33	1058	32.1	86-209	.411	28-86	.326	40-57	.702	58	157	215	6.5	50	29	27	42	240	7.3
Totals	155-130	4174	26.9	315-785	.401	76-257	.296	147-200	.735	201	529	730	4.7	334	174	92	166	853	5.5



2 - CALEB LOVE

Junior, Guard, St. Louis, Mo.



Career: Scored 1,476 points, made 200 threes and had 337 assists in 101 games • Averaged 14.6 points, 2.0 threes and 3.3 assists • Third in UNC history in three-point attempts (630), eighth in three-pointers (200), 18th in free throw percentage (.815) and 35th in UNC career scoring • Made at least one three-pointer in 86 games, including a UNC-record 45 consecutive games, a streak that began last season and ended on January 14, and 59 of the last 61 games • Scored his 1,000th point in his 73rd game, the fewest games needed by a Tar Heel since Harrison Barnes hit the mark in his 61st game in 2012 • Carolina went 21-5 when he scored 20 or more points,

26-3 when he had five or more assists, 16-3 when he shot 50% from the floor and 39-19 when he hit multiple 3FGs • Career-high 34 points vs. Alabama on 11/27/22, nine rebounds twice, nine assists on 2/17/21 vs. Northeastern and six 3FGs four times • Scored in double figures 79 times (UNC 55-24) • Made 40 consecutive free throws in February-March 2022, the second-longest streak in UNC history.

2022-23: Honorable mention All-ACC for the second year in a row • Led the Tar Heels and was fifth in the ACC with a career-high 16.7 points per game • Scored in double figures in 30 of 33 games (last 18 in a row) with a career-high of 34 vs. Alabama • Scored 20 or more points 11 times (UNC 6-5) • Led UNC with 73 threes and was second with 94 assists • Made a three in 31 of 33 games with a season-high six vs. Clemson and four or more six times • Carolina went 5-2 when he had five or more assists and 10-4 when he had more assists than turnovers • Averaged a team-high 35.7 minutes per game, fourth most in the ACC.

2021-22: Averaged 18.8 points in the 2022 NCAA Tournament • Tied Brady Manek for the most points by any players in the tournament • Three highest scoring games of the season came in the NCAA Tourney (30 vs. UCLA, 28 vs. Duke, 23 vs. Marquette) • Earned All-Final Four and All-East Regional honors • Honorable mention All-ACC • UNC's Co-Most Improved Player with RJ Davis (Danny Green Award) • Scored 621 points, becoming the eighth Tar Heel sophomore to score 600 in a season (joining Michael Jordan, Joseph Forte, Tyler Hansbrough, Antawn Jamison, Jerry Stackhouse, Harrison Barnes, Wayne Ellington) • Led UNC free throw percentage (.863), was second in scoring (15.9), three-pointers (93), assists (139) and steals (37) and is third in three-point percentage (.360) • Top 10 in the ACC in scoring (9th), assists (10th), free throw percentage (3rd) and three-pointers (7th) • Made 93 three-pointers, tied for the sixth most in a season by a Tar Heel, including 19 in the NCAA Tournament, tied for third most in UNC's NCAA Tournament history • Made 40 consecutive free throws from 2/16-3/11, the second-longest streak in UNC history (one off Jeff Lebo's 1989 record) and the 10th-longest streak in ACC history • Led UNC in scoring 12 times (UNC 11-1) • Scored 20 or more points 13 times (UNC 13-0) with a high of 30 in the Sweet 16 vs. UCLA • Made multiple three-pointers 27 times (UNC 23-4) • Career-high six threes vs. Florida State, Marquette and UCLA • UNC was 14-0 when he had five or more assists.

Scored 22 of his game-high 28 points in the second half in the national semifinal win over Duke • Tied his career high with 11 field goals • Scored 10 points in a 13-0 Tar Heel run to go from seven points down to leading by six early in the second half • Twice he scored on drives to retake a one-point lead • Three-pointer with 24 seconds to play gave UNC a 78-74 lead • The 28 points were the most in the Final Four by a Tar Heel since James Worthy had 28 vs. Georgetown in New Orleans in the '82 final • Scored 12 first-half points vs. Saint Peter's in the regional final • Career-

high 30 points and six threes vs. UCLA in the Sweet 16 • Made five threes and scored 27 of his 30 points in the second half • Most points in a half by a Tar Heel since Luke Maye had 27 in the second at NC State in 2018 • Scored 27 of UNC's 45 second-half points • Three-pointer tied the game at 64 with 1:48 to play and one on next possession with 1:03 remaining gave UNC the lead for good • Hit six first-half threes and scored 21 points to stake UNC to a 28-point lead vs. Marquette • The six threes tied the UNC record for threes in an NCAA Tournament game (with Shammond Williams vs. Charlotte in 1998 and Marcus Paige vs. Indiana in 2016) • Made all 12 of his free throw attempts and finished with 21 points, five assists and only one turnover in 38 minutes in the win at No. 4 Duke • Tied the third-best FT shooting performance by an opponent in Cameron Indoor Stadium history • First Tar Heel in 20 years to score 20 points in consecutive games at Duke.

2020-21: ACC All-Freshman team • Led UNC in assists (104) and was second in scoring (10.5 per game), steals (34) and three-pointers (34) • Two-time ACC Freshman of the Week (for his play against Wake Forest/NC State and at Duke) • One of three players to win Freshman of the Week multiple times and the only player to do twice during conference play • Led UNC in scoring five times (UNC went 4-1 in those games) • Averaged 11.8 ppg in UNC's 18 wins • Scored in double figures 16 times with a high of 25 at Duke • Season-high four three-pointers at Duke • Season-high nine assists vs. Northeastern and an ACC-best seven in both games against Duke • Was ninth in the ACC in assists in league play • Made at least 50 percent of his field goal attempts four times (Wake Forest, Duke twice and Louisville) • Second on the team in free throw percentage (.808) • Shot 82.1 percent from the FT line in the 18 wins.

Personal: Born Caleb Khristopher Love on Sept. 27, 2001, in St. Louis, Mo.

Year	GP-GS	Min.	Ave.	LOVE'S STATS															
				FGM-A	Pct.	3FGM-A	Pct.	FTM-A	Pct.	Off	Def	Reb	Ave.	A	TO	B	S	Pts	Ave.
2020-21	29-26	806	27.8	104-329	.316	34-128	.266	63-78	.808	11	64	75	2.6	104	91	10	34	305	10.5
2021-22	39-38	1331	34.1	198-534	.371	93-258	.360	132-153	.863	8	125	133	3.4	139	106	9	37	621	15.9
2022-23	33-32	1179	35.7	188-497	.378	73-244	.299	101-132	.765	11	110	121	3.7	94	80	7	35	550	16.7
Totals	101-96	3315	32.8	490-1360	.360	200-630	.317	296-363	.815	30	299	329	3.3	337	277	26	106	1476	14.6



32 – PETE NANCE

Graduate Student, Forward, Akron, Ohio



Career: Compiled 1,324 points, 759 rebounds, 138 three-pointers, 238 assists and 122 blocks in 137 games • Made 105 starts • Scored in double-figures 69 times with 14 double-doubles (five as a Tar Heel) • Transferred to Carolina after playing 107 games in four seasons at Northwestern in Evanston, Ill., where he graduated with a degree in radio, television and film.

Personal: Born Pete Lucas Nance on Feb. 19, 2000, in Akron, Ohio • Son of Larry and Jaynee Nance • Larry Sr. scored 1,341 points at Clemson from 1977-81 and played 13 seasons in the NBA with the Phoenix Suns and Cleveland Cavaliers • His brother, Larry Jr., was a first-round selection by the Los Angeles Lakers in 2015 and has played seven seasons in the NBA for the Lakers, Cavaliers, Portland and New Orleans • His sister, Casey, played basketball at Dayton.

2022-23: Started at power forward in all 30 games in which he played • Averaged 10.0 points and 6.0 rebounds (averaged 9.6 points and 5.4 boards in four seasons at Northwestern) • Led UNC in blocks (34), was second on the team in free throw percentage (.816) and third in three-pointers (32) and rebounding • Made five 3FGs vs. Portland, four vs. Virginia and three in three games • Scored in double figures 15 times with 20 or more three times (three straight games for the first time since early December) • Led the Tar Heels in scoring five times (Portland, Indiana, Virginia Tech, Syracuse and Virginia) • Double-figure rebounds six times with a high of 12 at Indiana • Made 23 of his last 25 free throws • Missed three games (Notre Dame, Virginia and Louisville) due to a back strain he originally suffered December 30 at Pittsburgh and aggravated in the opening moments of the Wake Forest game on January 4.

2022-23 Game Highlights: Tied his season high with four blocks vs. Boston College in the ACC Tournament • Fifth double-double (second in three games) with 15 and 10, hit three 3FGs and all six of his FTs at Florida State • Game-high 22 points with four blocks in win over No. 6 Virginia • Made all four of his three-point attempts, all in the first half, as UNC built a 42-26 lead • All four blocks came in the second half as UNC protected its lead • First Tar Heel with four 3FGs and four blocks since Danny Green vs. Valparaiso in 2007 (and just the third to ever do that) • Season- and game-high five assists plus 11 points and 10 boards (including a career-high five offensive rebounds that led to eight of his 11 points) at Notre Dame • All five of his assists came in the second half • Tied his career high with four offensive rebounds at NC State • Season-high three offensive rebounds and three blocks vs. Miami • Had 11 points and 10 rebounds at Wake Forest, his first double-double since December 4 at Virginia Tech • Game-high 21 points (most in an ACC game), including the game-winning basket with 17.7 seconds to play at Syracuse • Was his 10th career 20-point game • Matched his career high with eight made free throws, tied his season-high with three assists and had a career-high three steals • Grabbed eight rebounds, had one highlight reel drive and dunk and was a plus 14 in the win over NC State • Was his best plus/minus in an ACC game since the opener vs. Georgia Tech • Returned to the lineup against Boston College and made two early threes • Played only two minutes vs. Wake Forest due to a strained back, which he initially injured in the first half at Pittsburgh • Made a turnaround, 16-foot jumper as time expired to send game to overtime as UNC went on to beat No. 23 Ohio State, 89-84 • Double-doubles in UNC's two road games – 18 and 10 at Virginia Tech and 15 and 12 at Indiana • Made a career-high five threes and tied his career high with 28 points in the 89-81 win at Portland • Scored 20 of his 28 in the second half • Eighteen points (16 in first half) and three blocks vs. Gardner-Webb.

NANCE'S STATS

at Northwestern		Years	GP-GS	Min.	Ave.	FGM-A	Pct.	3FGM-A	Pct.	FTM-A	Pct.	Off	Def	Reb	Ave.	A	TO	B	S	Pts	Ave.
2018-19	23-1	319	13.9	26-75	.347	10-38	.263	5-12	.417	10	30	40	1.7	18	16	8	8	67	2.9		
2019-20	30-20	787	26.2	100-250	.400	30-101	.297	24-35	.686	28	153	181	6.0	47	43	29	10	254	8.5		
2020-21	24-24	665	27.7	107-216	.495	24-66	.364	29-37	.784	23	140	163	6.8	42	32	17	14	267	11.1		
2021-22	30-30	817	27.2	166-334	.497	42-93	.452	63-82	.768	32	162	194	6.5	81	44	34	9	437	14.6		
NU Totals	107-75	2588	24.2	399-875	.456	106-298	.356	121-166	.729	93	485	578	5.4	188	135	88	41	1025	9.6		
at UNC		Years	GP-GS	Min.	Ave.	FGM-A	Pct.	3FGM-A	Pct.	FTM-A	Pct.	Off	Def	Reb	Ave.	A	TO	B	S	Pts	Ave.
2022-23	30-30	903	30.1	98-232	.422	32-100	.320	71-87	.816	35	145	180	6.0	50	51	34	10	299	10.0		
All Totals	137-105	3463	25.3	497-1107	.449	138-398	.347	192-253	.759	128	631	759	5.5	238	186	122	51	1324	9.7		

LAST TIME IT HAPPENED — CAROLINA...

Won by one point: 66-65 over Notre Dame, 1/2/21
Lost by one point: 64-65 vs. Pittsburgh, 2/1/23
Won consecutive games by two points or less: 66-65 vs. Notre Dame, 1/2/21; 67-65 at Miami, 1/5/21
Won by 20 on the road: 21– UNC 80, Louisville 59, 1/14/23
Won by 30 on the road: 38– UNC 95, Wake Forest 57, 2/16/19
Won by 40 on the road: 49– UNC 116, Elon 67, 11/9/18
Won by 30 at a neutral site: ^32– UNC 95, Marquette 63, 3/17/22 in Fort Worth, Texas
Won by 40 at a neutral site: ^42– UNC 101, Notre Dame 59, 3/10/16 in Greensboro
Won by 50: 50– UNC 108, Tennessee Tech 58, 11/16/18
Won by more than 50: 51– UNC 107, NC State 56, 1/8/17
Won by 60: 68– UNC 116, UNC Asheville 48, 11/30/08
Lost consecutive games by 20 or more: 28– at Miami 85, UNC 57, 1/18/22; 22– at Wake Forest, 1/22/22
Lost by 25 or more: 28– at Miami 85, UNC 57, 1/18/22
Lost by 25 at home: 25– Ohio State, UNC 49, 12/4/19
Lost by more than 25 at home: 29– Duke 87, UNC 58, 1/31/02
Lost by 30 or more: 33– Florida State 90, UNC 57, 1/14/12
Lost by 30 or more at home: 35– Duke 104, UNC 69, 2/29/64
Never trailed: 2/25/23 vs. Virginia (won 71-63, led for 37:58)
Never led: 2/5/22 vs. Duke (lost 67-87, trailed for 39:49)
Played a 1 OT game: defeated Ohio State, 89-84, 12/17/22 in New York, N.Y.
Played a 2 OT game: lost at Virginia Tech, 77-79, 1/22/20
Played a 3 OT game: lost to Wake Forest, 114-119, 12/20/03
Played a 4 OT game: lost to Alabama, 101-103, 11/27/22 in Portland, Ore.

CAROLINA SCORING

20 in 5 consecutive games: Armando Bacot, 2022-23
20 in 7 consecutive games: Garrison Brooks, 2019-20
20 in 9 consecutive games: Tyler Hansbrough, 2008-09
30: 34 by Caleb Love vs. Alabama, 11/27/22 in Portland, Ore.
35: Garrison Brooks vs. Georgia Tech, 1/4/20
Consecutive games w/30: Antawn Jamison (35 vs. Duke, 2/5/98; 31 at Georgia Tech, 2/8/98)
30/consecutive games by different players: ^30 by RJ Davis vs. Baylor, 3/19/22 in Fort Worth Texas; ^30 by Caleb Love vs. UCLA, 3/25/22 in Philadelphia
More than 35: Brice Johnson (39) at Florida State, 1/4/16
40: ^Harrison Barnes (40) vs. Clemson, 3/12/11 in Greensboro
20/1st half: ^21 by Caleb Love vs. Marquette, 3/17/22 in Fort Worth, Texas
20/2nd half: 22 by Caleb Love at Wake Forest, 2/7/23
More than 25/half: 27 in 2nd by Armando Bacot vs. Charleston, 11/11/22
30 after halftime: Marcus Paige (31– 21 in 2nd, 10 in OT) at NC State, 2/26/14
10 or more in OT: 11 by Marcus Paige at NC State, 2/26/14
Non-starter scored 20: 24 by Brady Manek vs. Tennessee, 11/21/21 in Uncasville, Conn.
Non-starter led UNC in scoring: D'Marco Dunn (co-leader with Armando Bacot with 14 points) at Louisville, 1/14/23
25/consecutive games: Armando Bacot (28 vs. Ohio State, 12/17/22 in New York; 26 vs. Michigan, 12/21/22 in Charlotte)
25/four straight games: Garrison Brooks (30 vs. NC State, 2/25/20; 26 at Syracuse, 2/29/20; 25 vs. Wake Forest, 3/3/20; 26 at Duke, 3/7/20)
25/five or more straight games: 12 in a row by Charlie Scott, 1970
25/three consecutive road games: Garrison Brooks (28 at Virginia Tech, 1/22/20; 27 at NC State, 1/27/20; 26 at Duke 3/7/20)
Two players scored 25: Armando Bacot (28), Caleb Love (25) vs. Charleston, 11/11/22
Two scored 25 in consecutive games: Garrison Brooks (26), Cole Anthony (25) at Syracuse, 2/29/20; Anthony (28), Brooks (25) vs. Wake Forest, 3/3/20
Scored at least 25 on fewer than 10 FG attempts: 26 points by RJ Davis vs. NC State, 1/21/23 (5x8 FG, 2x4 3FG, 14x14 FT)
Three scored 20: Armando Bacot (28), Caleb Love (22), RJ Davis (21) vs. Ohio State, 12/17/22 in New York, N.Y. (OT)
Four scored 20: Armando Bacot (23), Caleb Love (22), RJ Davis (21), Brady Manek (20) at Duke, 3/5/22 (first time in UNC history)
Two players scored 30: Brice Johnson (39), Marcus Paige (30) at Florida State, 1/4/16
Players on both teams scored 30: 30 by Luke Maye, 33 by RJ Barrett at Duke, 2/20/19
Out-scored opponents/half: ^Brady Manek (19-13) 1st half vs. Virginia, 3/10/22 in Brooklyn
Out-scored rest of UNC/half: Pete Nance (16-10) 1st half vs. Gardner-Webb, 11/15/22
10 straight UNC points: 10 by Armando Bacot vs. Ohio State, 12/17/22 in New York (OT)
UNC's first 14 points: Kenny Williams at Stanford, 11/20/17
20 in first 10 minutes: Kenny Williams in first 9:03 at Stanford, 11/20/17
No player in double figures: at Virginia, 2/13/21
One player in double figures: 15 by Armando Bacot at Miami, 1/18/22
Bench outscored the starters (not including Senior Night): 37-33 vs. Marquette, 2/24/21
Zero bench points: vs. Duke, 3/4/23
Six in double figures: at Duke, 2/6/21
Eight in double figures: vs. Saint Francis, 1/2/11
Nine in double figures: Kevin Madden (17), Ranzino Smith (17), Warren Martin (15), Steve Bucknall (12), Joe Wolf (10), Steve Hale (10), Brad Daugherty (10), Jeff Lebo (10) & Kenny Smith (10) vs. Manhattan, 12/27/85, in Miami
100: 100 vs. The Citadel, 12/13/22
100/road game: 116 at Elon, 11/9/18
100/ACC road game: 106 at Florida State, 1/4/16
100/consecutive ACC games: 114 vs. Wake Forest, 12/20/03 and 103 vs. Georgia Tech, 1/11/04

100/3 consecutive games: 107 vs. Cleveland State, 12/30/04; 105 vs. William & Mary, 1/2/05; 109 vs. Maryland, 1/8/05
100/loss (40-minute game): 100 vs. Kentucky, 12/17/16 in Las Vegas
100/loss (OT game): 101 vs. Alabama, 101-103, 11/27/22 in Portland, Ore. (4 OT)
100 vs. top 5 AP-ranked team: 103 vs. No. 4 Gonzaga, 12/15/18
100 vs. top 10 AP-ranked team: 103 vs. No. 10 Virginia Tech, 1/21/19
Both teams scored 100 (40-minute game): Kentucky 103, UNC 100, 12/17/16 in Las Vegas
Both teams scored 100 (OT game): lost to Alabama, 101-103, 11/27/22 in Portland, Ore. (4 OT)
50/both halves: ^vs. Notre Dame, 3/10/21 in Greensboro (50 and 51)
60/half: 60, 2nd half at Wake Forest, 2/7/23
60/half in a loss: 60, 2nd half at Wake Forest, 2/7/23
65/half: 65, 2nd half at Florida State, 1/4/16
70/half: 77, 1st half vs. VMI, 12/17/94
Fewer than 50/game: 48 at Virginia, 2/13/21
Fewer than 60/game: ^59 vs. Virginia, 3/9/23 in Greensboro
Fewer than 20/half: 19 (1st) at Notre Dame, 2/22/23
Fewer than 20/half in a win: 19 (1st) at Notre Dame, 2/22/23
Fewer than 25/each half: 23 & 22 vs. Michigan State, 11/26/17 in Portland, Ore.
Fewer than 30/each half: 29 & 29 at Virginia, 1/10/23
Fewer than 30/half in a win: 29 (2nd) vs. Virginia, 2/25/23
Fewer than 20 in one half, 40 in the other: 19 (1st), 44 (2nd) at Notre Dame, 2/22/23
Fewer than 20 in one half, 50 in the other: 18 (1st), 53 (2nd) vs. Butler, 11/20/12, in Maui
Fewer than 30 in one half, 60 in the other: 25 (1st), 60 (2nd) at Wake Forest, 2/7/23
25 straight: vs. NC State, 1/12/08
More than 20 straight: ^22 vs. Notre Dame, 3/10/21 in Greensboro
15 or more to begin game: 18-0 vs. Florida State, 2/12/22
10 or more to end the game: ^13-0 vs. Miami in Brooklyn, 3/8/18
No field goals in last 5:00 in a win: none in last 6:47 in a 79-70 win vs. Duke, 3/9/19

CAROLINA FIELD GOAL SHOOTING

Made every FG att. (min. 10): Jeff McInnis, 10x10 vs. Cincinnati, 12/3/94, in Charlotte
Missed every FG att. (min. 10): RJ Davis, 0x10 vs. Virginia, 1/8/22
Missed every FG att. (more than 10): Harrison Barnes, 0x12 vs. Minnesota, 11/19/10, in San Juan
Made 13: ^Caleb Love Alabama, 101-103, 11/27/22 in Portland, Ore. (4 OT)
Made 10 or more/consecutive games: Armando Bacot (11 vs. Ohio State, 12/17/22 in New York; 11 vs. Michigan, 12/21/22 in Charlotte)
Made 15 or more consecutive field goals: 16 by Brice Johnson – 11 vs. UCLA, 12/19/15 in Brooklyn; 5 vs. Appalachian State, 12/21/15 (tied UNC record)
Attempted 25: Caleb Love at Wake Forest, 2/7/23
Attempted more than 25: 36 by Caleb Love vs. Alabama, 11/27/22 in Portland, Ore. (4 OT)
Two players attempted 20 or more: 36 by Caleb Love and 24 by RJ Davis, 11/27/22 in Portland, Ore. (4 OT)
Two players combined for 60 attempts: 36 by Caleb Love and 24 by RJ Davis, 11/27/22 in Portland, Ore. (4 OT)
Made 40: 42 vs. Louisville, 2/20/21
Made fewer than 20: ^19 vs. Virginia, 3/9/23 in Greensboro
Attempted 90: 91 vs. Alabama, 101-103, 11/27/22 in Portland, Ore. (4 OT)
50 percent/game or better and lost: 50.0 (25x50) vs. Virginia, 2/15/20
50 percent/both halves and lost: 55.2 (16x29) & 53.6 (15x28) vs. Miami, 2/27/18
60 percent/both halves: 67.9 (19x28), 63.3 (19x30) vs. Tulane, 12/3/17
60 percent/game: 60.3 (35x58) vs. Charleston, 11/11/22
60 percent/game and lost: 64.2 at Duke, 3/2/86 (lost 74-82)
60 percent/consecutive games: ^60.6 (43x71) vs. Mount St. Mary's, 3/21/08, and 67.7 (44x65) vs. Arkansas, 3/23/08, both in Raleigh
70 percent/half: 71.4 (20x28), 2nd half vs. Charleston, 11/11/22
70 percent/both halves: ^78.1 (25x32) & 80.0 (24x30) vs. Loyola Marymount, 3/19/88 in Salt Lake City, Utah
70 percent/game: 70.9 (39x55) vs. ODU, 11/23/07 in Las Vegas
75 percent/half: 78.1 (25x32) 2nd half at NC State, 2/10/18
80 percent/half: 85.7 (24x28), 2nd half vs. Old Dominion, 12/1/92
Under 20 percent/half: 18.5 (5x27) 1st half at Notre Dame, 2/22/23
Under 20 percent/half in a win: 18.5 (5x27) 1st half at Notre Dame, 2/22/23
Under 25 percent/game: 24.6 (15x61) vs. Michigan State, 11/26/17 in Portland, Ore.
Under 30 percent/half: 26.7 (8x30) 2nd half vs. Duke, 3/4/23
Under 30 percent/both halves: 28.6 (10x35) & 25.9 (7x27) vs. Ohio State, 12/4/19
Under 30 percent/game: 29.1 (16x55) vs. Boston College, 1/26/22
Under 30 percent/game and won: 29.1 (16x55) vs. Boston College, 1/26/22
Under 35 percent/game and won consecutive games: 34.8 (24x69) vs. Notre Dame, 1/2/21; 34.4 (21x61) at Miami, 1/5/21
Under 40 percent/both halves and won: ^38.2 and 38.5 vs. Virginia, 3/10/22 in Brooklyn
Made nine or more attempts to begin a half: 9 (2nd) at Portland, 11/23/17
Missed 10 or more attempts to begin a half: 15 vs. Georgia Tech, 1/4/20 (first field goal by Garrison Brooks with 6:50 to play in 1st half)
Missed 15 or more consecutive attempts: 17 at Florida State, 2/3/20
Both teams shot 60 percent in the second half: UNC (78.1, 25x32) and NC State (60.0, 21x35), 2/10/18 in Raleigh
Under 20 percent in the first half and over 60 in the second: at Clemson, 1/30/18 (29.4 in the 1st and 64.3 in the 2nd)

CAROLINA THREE-POINTERS

100 percent (min. 5 att.): Joel Berry II (5x5) vs. Duke, 3/4/17
Made 6 consecutive attempts: Cameron Johnson at Wake Forest, 2/16/19
Made 4/half: Pete Nance (1st half) vs. Virginia, 2/25/23
Made 6/half: ^Caleb Love (1st half) vs. Marquette, 3/17/22 in Fort Worth, Texas
Two players made 6: Cameron Johnson and Coby White at Clemson, 3/2/19
Made 6: Caleb Love vs. Clemson, 2/11/23
Made 7: Cole Anthony at Syracuse, 2/29/20
Made 8: Rashad McCants vs. Clemson, 3/2/04
6 or more/consecutive games: Coby White—6 vs. Syracuse, 2/26/19; 6 at Clemson, 3/2/19
Four players made 3 or more: Leaky Black (3), RJ Davis (3), Caleb Love (3), Pete Nance (3) at Florida State, 2/27/23
Missed every att. (5 or more): Caleb Love (0x6) vs. Duke, 3/4/23
Eight players made a 3FG: at Wake Forest, 2/16/19
Made 10 or more in a half: 11 at Florida State (1st half), 2/27/23
Made 14: at Florida State, 2/27/23
Made 15: vs. Clemson, 2/11/23
Made 16: at Wake Forest, 2/16/19
Made 10/consecutive games: 10 vs. Virginia, 2/25/23; 14 at Florida State, 2/27/23
Made 10/3 consecutive games: ^13 vs. Marquette, 3/17/22 in Fort Worth, Texas; 11 vs. Baylor, 3/19/22 in Fort Worth, Texas; 10 vs. UCLA, 3/25/22 in Philadelphia
Missed 15 consecutive attempts: vs. Miami, 2/13/23
Attempted 30 or more: 31 vs. Miami, 2/13/23
Attempted 30 or more/consecutive games: 33 vs. Clemson, 2/11/23, and 31 vs. Miami, 2/13/23
Attempted 35 or more: ^35 vs. Marquette, 3/17/22 in Fort Worth, Texas
Did not make a three-pointer: 0 vs. Princeton, 12/13/97 (914 consecutive games with at least one three-pointer through Virginia in Greensboro)
No starter made a 3FG: vs. Kentucky, 12/18/21 in Las Vegas (Brady Manek made one)
70 percent (min. 20 att.): 72.7 (16x22) vs. Western Carolina, 12/6/17
60 percent and lost: ^64.7 (11x17) vs. Villanova, 4/4/16 in Houston
Under 10 percent: 8.7 (2x23) at Notre Dame, 2/22/23
Made more 3FGs than 2FGs: at Florida State, 2/27/23 (made 14 3FG and nine 2FG)
Attempted more 3FGs than 2FGs: *vs. Virginia, 3/9/23 in Greensboro (attempted 27 3FG and 26 2FG)
Scored more points from 3FGs than 2FGs and FTs: at Florida State, 2/27/23 (42 points on 3FG, 18 points on 2FG and 17 FT)
Made less than five and won: 2 at Notre Dame, 2/22/23
Made 10 or more and lost: 12 vs. Tennessee, 11/21/21 in Uncasville, Conn.

CAROLINA FREE THROWS

Made 15 or more: 17 by Garrison Brooks vs. Georgia Tech, 1/4/20 (18 attempts)
Made 20 or more: 20 by Tyler Zeller vs. Maryland, 2/29/12 (23 attempts)
Attempted 20 or more: 23 by Tyler Zeller vs. Maryland, 2/29/12
12 for 12 on the road: 12x12 by Caleb Love at Duke, 3/5/22
14 for 14: 14x14 by RJ Davis vs. NC State, 1/21/23
Made 40 or more in a row: 40 by Caleb Love, 2/16/22-3/10/22
Missed every attempt (more than 5): Garrison Brooks (0x7) vs. Boston College, 2/1/20
100 percent (min. 10 att.): vs. Wisconsin, 11/23/16 in Maui (12x12)
90 percent (min. 30 att.): 92.3 (36x39) vs. NC State, 1/21/23
Under 40 percent: 38.9 (7x18) vs. Louisville, 2/20/21
Under 30 percent: 27.3 (3x11) at Wake Forest, 2/16/19
Made 30 or more: 36 (attempted 39) vs. NC State, 1/21/23
Made 40 or more: 41 (attempted 59) vs. Clemson, 1/28/98
Made fewer than five: 2 at Duke, 2/4/23
Missed 20 or more: 23 (24x47) vs. Texas, 12/18/13
Missed 25 or more: 26 (22x48) vs. Belmont, 11/17/13
Attempted 50: 50 (made 36) vs. Maryland, 2/15/04
Attempted fewer than five: 3 at Duke, 2/4/23
Made more free throws than field goals: vs. Duke, 3/4/23 (17 FGs, 18 FTs)
No starter made a free throw: at Wake Forest, 2/16/19
Only one player made a free throw: Armando Bacot at Duke, 2/4/23 (2x2)

CAROLINA REBOUNDS

10 by a guard: 10 by RJ Davis vs. Virginia, 2/25/23
More than 10 by a guard: ^12 by RJ Davis vs. Kansas, 4/4/22 in New Orleans
10 or more in consecutive games by a guard: Cole Anthony (11 vs. Notre Dame, 11/6/19; 10 at UNCW, 11/8/19)
10 or more in 13 straight games: Armando Bacot, 2022
10 or more in 15 straight games: John Henson, 2011
15 or more/5 consecutive games: Armando Bacot (^16 vs. Baylor, ^15 vs. UCLA, ^22 vs. Saint Peter's, ^21 vs. Duke, ^15 vs. Kansas, 2022 NCAA Tournament)
50 or more over 3 consecutive games: 50 by Armando Bacot (16 at Louisville, 16 vs. Boston College, 18 vs. NC State, 1/14-21/2022)
70 or more over 4 consecutive games: 73 by Armando Bacot (^15 vs. UCLA, ^22 vs. Saint Peter's, ^21 vs. Duke, ^15 vs. Kansas, 2022 NCAA Tournament)
85 or more over 5 consecutive games: 89 by Armando Bacot (^16 vs. Baylor, ^15 vs. UCLA, ^22 vs. Saint Peter's, ^21 vs. Duke, ^15 vs. Kansas, 2022 NCAA Tournament)
20 or more: 23 by Armando Bacot vs. James Madison, 11/20/22
30: Rusty Clark vs. Maryland, 2/21/68
10 offensive: Kennedy Meeks at Clemson, 1/3/17
15 or more/half: ^15 in 1st by Bacot vs. Saint Peter's, 3/27/22 in Philadelphia
10 or more in both halves: 11 and 12 by Armando Bacot vs. James Madison, 11/20/22
Three in double-figures: Armando Bacot (11), Leaky Black (11), Pete Nance (10) at Notre Dame, 2/22/23
Three w/5 or more offensive: Bacot (6), Black (6), Nance (5) at Notre Dame, 2/22/23

50 rebounds in a loss: 50 at Wake Forest, 2/7/23
70 rebounds: 72 vs. Nicholls, 12/19/11
30 offensive rebounds: 31 vs. Nicholls, 12/19/11
One offensive rebound: vs. Pitt, 2/14/16
Fewer than five offensive rebounds: 3 vs. Virginia, 2/25/23
30 second-chance points: vs. Charleston, 1/12/20
35 or more second-chance points: 36 vs. Nicholls, 12/19/11
One second-chance point: at Georgia Tech, 1/29/19
Two second-chance points: at Syracuse, 1/24/23
Rebound margin of 30 or more: +31, 56-25 vs. Elon, 11/20/19
Rebound margin of 35 or more: +35, 58-23 vs. Boston College, 1/9/18

CAROLINA DOUBLE-DOUBLES

In a Half: Armando Bacot (10 pts/12 reb) 1st half vs. Boston College, 1/17/23
In a Half/Consecutive Games: Armando Bacot (11 pts/10 reb) 1st half at Louisville, 1/14/23; (10 pts/12 reb) 1st half vs. Boston College, 1/17/23
Both halves: Brice Johnson at Florida State, 1/4/16 (11/11 in 1st, 28/12 in 2nd)
Three in a game (points/rebounds): ^Armando Bacot (15/15), Brady Manek (13/13), RJ Davis (15/12) vs. Kansas, 4/4/22 in New Orleans
Four in a game (points/rebounds): Larry Miller (29/10), Charlie Scott (18/14), Rusty Clark (13/13), Bill Bunting (10/11) vs. Clemson, 2/16/68 in Charlotte
Points & rebounds/10 consecutive games: Armando Bacot vs. Furman, Kentucky, App State, Boston College, Notre Dame, Virginia, Georgia Tech, Miami, Wake Forest, Virginia Tech, 12/14/21-1/24/22
40 points/20 rebounds: Billy Cunningham (48/25) vs. Tulane, 12/10/64
35 points/10 rebounds: Garrison Brooks (35/11) vs. Georgia Tech, 1/4/20
30 points/20 rebounds: Brice Johnson (39/23) at Florida State, 1/4/16
30 points/15 rebounds: Luke Maye (30/15) at Duke, 2/20/19
30 points/10 rebounds: Garrison Brooks (35/11) vs. Georgia Tech, 1/4/20
25 points/20 rebounds: Armando Bacot (29/22) vs. Virginia, 1/8/22
25 points/15 rebounds/5 blocks: Armando Bacot at NC State, 2/26/22 (28/18/5)
25 points/10 rebounds/5 3FG: ^Brady Manek vs. Marquette, 3/17/22 in Fort Worth, Texas (28/11/5)
20 points/20 rebounds: ^Bacot (20/22) vs. Saint Peter's, 3/27/22 in Philadelphia
30 points/10 rebounds/5 assists: Cole Anthony (34/11/5) vs. Notre Dame, Nov. 6, 2019
First game in career: Day/Ron Sharpe (13 pts/10 reb) vs. Charleston, 11/25/20
Points & rebounds by a guard: RJ Davis (16 pts/10 reb) vs. Virginia, 2/25/23
Points & rebounds/consecutive games by a point guard: Cole Anthony (34/11 vs. Notre Dame, 11/6/19; 20/10 at UNCW, 11/8/19)
Points & rebounds with 7 or more assists: Armando Bacot vs. Miami, 1/25/20 (19/12/7)
Points & assists: Theo Pinson (12/11) vs. Miami, 2/27/18
Points & assists/consecutive games: ^Kendall Marshall (11/10) vs. Vermont, 3/16/12, and (18/11) vs. Creighton, 3/18/12, in Greensboro
Points & assists/3 consecutive games: Kendall Marshall (20/10) at Duke, 3/3/12; (13/12) vs. Maryland, 3/9/12*; and (12/10) vs. NC State, 3/10/12* in Atlanta

CAROLINA TRIPLE-DOUBLES

Pts, rebs, assists: Jason Capel (16/11/10 assists) vs. Buffalo, 12/17/00
Pts, rebs, blocks: Brendan Haywood (18/14/10 blocks) vs. Miami, 12/4/00

CAROLINA ASSISTS

More than 10: ^12 by RJ Davis vs. Marquette, 3/17/22 in Fort Worth, Texas
10 or more/consecutive games: ^Kendall Marshall— 10 vs. Vermont, 3/16/12; 11 vs. Creighton, 3/18/12 in Greensboro, N.C.
10 or more/three consecutive games: Kendall Marshall— 10 at Duke, 3/3/12; 12 vs. Maryland, 3/9/12* in Atlanta; 10 vs. NC State, 3/10/12* in Atlanta
15 or more: 16 by Kendall Marshall at Maryland, 2/4/12
10 or more assists and no turnovers: Marcus Paige (10/0) vs. Georgia Tech, 2/21/15
30 or more: 32 vs. Miami, 1/25/20
Assists on 80 percent of its field goals: 80.8% at Syracuse, 1/24/23 (21 assists on 26 field goals)
Assists on 90 percent of its field goals: 96.8% vs. East Tennessee State, 12/8/12 (30 assists on 31 field goals)
All five starters had multiple assists: *vs. Boston College, 3/8/23 in Greensboro
Fewer than five: 4 vs. UNCW, 11/7/22
No Tar Heel with more than one: vs. NC State, 1/21/23 (five players had one)

CAROLINA TURNOVERS

7: Caleb Love vs. Louisville, 2/21/22
8: Marcus Paige at Maryland, 3/6/13
15 or more/half: 15 (1st) at Georgia Tech, 2/16/10
20 and won: ^21 vs. Baylor, 3/19/22 in Fort Worth, Texas
20 and won on the road: at Miami, 1/5/21
More than 20 and won on the road: 23 at NC State, 1/8/19
25 or more/game: 26 at Clemson, 1/13/10
Fewer than 5: 2 vs. Duke, 2/8/18 (tied school record)
Opponent scored 0 points off UNC turnovers: Fairfield, 11/15/15 (10 UNC turnovers)
Opponent scored 1 point off UNC turnovers: Duke, 2/8/18 (2 UNC turnovers)
Opponent scored fewer than five points off UNC turnovers: 4 by Gardner-Webb, 11/15/22 (10 UNC turnovers)
Opponent scored 30 points off UNC turnovers: 30 at Miami, 1/18/22 (14 UNC turnovers)
Opponent scored more than 30 points off UNC turnovers: 31 by Texas, 11/22/18 in Las Vegas (17 UNC turnovers)

LAST TIME BY TAR HEEL FRESHMEN

Three starters: *Caleb Love, Day'Ron Sharpe and Kerwin Walton vs. Notre Dame, 3/10/21 in Greensboro
Four starters: *Raymond Felton, Rashad McCants, David Noel and Byron Sanders vs. Duke, 3/15/03 in Greensboro
20 Points/Half: 20 (2nd) by Cole Anthony vs. Boston College, 2/1/20
20 Points/Three Consecutive Games: Cole Anthony– 34 vs. Notre Dame, 11/6/19; 20 at UNCW, 11/8/19; 28 vs. Gardner-Webb, 11/15/19
20 Points/Non-Starter: 20 by Walker Kessler vs. Florida State, 2/27/21
More than 20 Points/Non-Starter: 21 by Day'Ron Sharpe vs. Louisville, 2/20/21
20 Points/Two Freshmen: Coby White (27), Nassir Little (23) vs. Virginia Tech, 1/21/19
25 Points: Caleb Love at Duke, 2/6/21
More Than 25 Points: 28 by Cole Anthony vs. Wake Forest, 3/3/20
25 Points/Consecutive Games: Cole Anthony– 25 at Syracuse, 2/29/20, and 28 vs. Wake Forest, 3/3/20
30 Points in College Debut: 34 by Cole Anthony vs. Notre Dame, 11/6/19 (ACC record)
30 Points: 34 by Cole Anthony vs. Notre Dame, 11/6/19
40 Points: *40 by Harrison Barnes vs. Clemson, 3/12/11 in Greensboro
70 Combined Points/All Freshmen: *70 by Walker Kessler (16), Caleb Love (15), RJ Davis (14), Day'Ron Sharpe (14), Anthony Harris (8) and Kerwin Walton (3) vs. Notre Dame, 3/10/21 in Greensboro
50 Combined Points/Two Freshmen: Coby White (27) and Nassir Little (23) vs. Virginia Tech, 1/21/19
Only Four Tar Heels in Double Figures: Walker Kessler (20), Kerwin Walton (13), RJ Davis (10), Caleb Love (10) vs. Florida State, 2/27/21
Four in Double Figures: *Walker Kessler (16), Caleb Love (15), RJ Davis (14) and Day'Ron Sharpe (14) vs. Notre Dame, 3/10/21 in Greensboro
Led UNC in Points, Rebounds, Assists: Cole Anthony (16/8/3) at FSU, 2/3/20
Led UNC in Points, Rebounds, Blocks: Walker Kessler (20/8/4) vs. FSU, 2/27/21
Led UNC in Points, Rebounds, Assists, Steals: Cole Anthony (34/11/5/1) vs. Notre Dame, 11/6/19
Led UNC in Points, Rebounds, Blocks, Steals: Armando Bacot vs. Elon (22/14/3/2), 11/20/19
12 Field Goals: Cole Anthony vs. Notre Dame, 11/6/19
13 Field Goals: Tyler Hansbrough vs. Georgia Tech, 2/15/06
14 Field Goals: Antawn Jamison at Maryland, 1/6/96
15 Field Goals: ^J.R. Reid vs. Notre Dame, 3/19/87 in East Rutherford, N.J.
Made 5 or More Three-Pointers in Consecutive Games: Coby White– 6 vs. Syracuse, 2/26/19; 6 at Clemson, 3/2/19
7 Three-Pointers: Cole Anthony at Syracuse, 2/29/20
8 Three-Pointers: Raymond Felton at NC State, 1/26/03
10 or More Free Throws: 14 by Cole Anthony vs. Boston College, 2/1/20
14 Free Throws: Cole Anthony vs. Boston College, 2/1/20
15 Free Throws: *Phil Ford vs. Clemson, 3/7/75 in Greensboro
100% Free Throws (more than 10 attempts): 14x14 by Cole Anthony vs. Boston College, 2/1/20
10 or More Rebounds by a Guard: 11 by Cole Anthony vs. Duke, 2/8/20
10 or More Rebounds by a Guard, Consecutive Games: Cole Anthony– 11 vs. Notre Dame, Nov. 6, 2019; 10 at UNCW, 11/8/19
10 or More Rebounds, Three Consecutive Games: Armando Bacot– 12 vs. Miami, 1/25/20; 11 at NC State, 1/27/20; 10 vs. Boston College, 2/1/20
More than 15 Rebounds: 16 by Day'Ron Sharpe at Miami, 1/5/21
20 Rebounds: by Antawn Jamison at Virginia, 1/17/96
10 Assists: *by Marcus Paige vs. Florida State, 3/15/13 in Greensboro
More Than 10 Assists: ^14 by Kendall Marshall vs. Washington, 3/20/11 in Charlotte
15 or More Assists: 16 by Kendall Marshall vs. Florida State, 2/6/11
Points/Rebounds Double-Double Three Consecutive Games: Armando Bacot – 19/12 vs. Miami, 1/25/20; 11/11 at NC State, 1/27/20; 11/10 vs. Boston College, 2/1/20
Points/Rebounds Double-Double in Consecutive Games by a Guard: Cole Anthony– 34/11 vs. Notre Dame, 11/6/19; 20/10 at UNCW, 11/8/19 (first time a UNC freshman had consecutive 20/10 games)
20 Points/10 Rebounds/5 Blocks: by Armando Bacot (23/12/5) vs. Oregon, 11/29/19 in The Bahamas
15 Points/10 Rebounds/8 Blocks: *Walker Kessler vs. Notre Dame, 3/10/21 in Greensboro (16/12/8)
25 Points/7 Assists: 25/7 by Caleb Love at Duke, 2/6/21
25 Points/10 Rebounds: 25/10 by Day'Ron Sharpe vs. Notre Dame, 1/2/21
30 Points/10 Rebounds: 34/11 by Cole Anthony vs. Notre Dame, 11/6/19
40 Points/10 Rebounds: 40/10 by Tyler Hansbrough vs. Georgia Tech, 2/15/06
Points/Assists Double-Double: ^13 points/14 assists by Kendall Marshall vs. Washington, 3/20/11 in Charlotte
Double-Double in Points & Rebounds with 7 or More Assists: Armando Bacot (19/12/7) vs. Miami, 1/25/20
8 Blocked Shots: *Walker Kessler vs. Notre Dame, 3/10/21 in Greensboro
5 Steals: ^Marcus Paige vs. Kansas, 3/24/13 in Kansas City, Mo.
More than 5 Steals: 8 by Tyler Hansbrough vs. UNC Asheville, 12/28/05

* ACC Tournament, ^ NCAA Tournament, ~ NIT

CAROLINA BLOCKED SHOTS

8: *Walker Kessler vs. Notre Dame, 3/10/21 in Greensboro
10: Brendan Haywood vs. Miami (Fla.), 12/4/00
Two Tar Heels w/4 or more: Leaky Black (4) and Pete Nance (4) vs. Virginia, 2/25/23
10: vs. Alabama, 11/27/22 in Portland, Ore. (4 OT)
More than 10: *12 vs. Notre Dame, 3/10/21 in Greensboro
15: 15 vs. Northern Kentucky, 12/27/13

CAROLINA STEALS

6: Marcus Paige at Georgia Tech, 3/3/15
8: ^Ty Lawson vs. Michigan State, 4/6/09 in Detroit
15 or more: 16 vs. Tennessee Tech, 11/16/18
20: 20 vs. UNC Asheville, 12/28/05

CAROLINA MISCELLANEOUS (UNC scores listed first)

Led UNC in points, rebounds, assists and blocks: Armando Bacot vs. Boston College, 1/17/23 (20 points, 16 rebounds, 3 assists, 1 blocks)
Led UNC in points, rebounds, assists and steals: ^Armando Bacot vs. Kansas, 4/4/22 in New Orleans (15 points, 15 rebounds, 2 assists, 1 steal)
Made game-tying shot w/0.00 on the clock to force overtime: Pete Nance vs. Ohio State, 12/17/22 in New York, N.Y. (UNC won 89-84 in overtime)
Made game-winning shot w/0.00 on the clock: *Tyler Zeller vs. Miami, 3/11/11 in Greensboro (UNC won 61-59)
Made game-winning shot w/less than a second: ^Luke Maye (0.3) vs. Kentucky, 3/24/17 in Memphis
Made game-winning shot w/less than five seconds: Brady Manek (3.1) at Clemson 2/8/22
Made game-winning shot w/less than 30 seconds: Pete Nance (17.7) at Syracuse, 1/24/23
Made winning shots w/under 10 seconds in consecutive wins: Leaky Black (9.1) vs. Notre Dame, 1/2/21; Andrew Platek (3.6) at Miami, 1/5/21
Made two free throws w/less than 10 seconds to win: Joel Berry II with 7.1 seconds to play to win, 69-68, at Notre Dame, 1/13/18
Hit a shot from beyond halfcourt: P.J. Hairston vs. Mississippi St, 11/19/12 in Maui
Played the entire game: Leaky Black vs. Duke, 3/4/23
Played all 45 minutes in an overtime game: ^RJ Davis, 45:00 vs. Baylor, 3/19/22 in Fort Worth
Played all 55 minutes in a triple overtime game: Larry Miller vs. Duke, 3/2/68
Five players played an entire half: Armando Bacot, Leaky Black, RJ Davis, Caleb Love, Brady Manek, 2nd half at Duke, 3/5/22
Four players played at least 45 minutes: Caleb Love (57:24), Leaky Black (53:52), RJ Davis (50:36), Puff Johnson (48:07) vs. Alabama, 11/27/22 in Portland, Ore. (4 OT)
Played 50 minutes: Caleb Love (57:24), Leaky Black (53:52), RJ Davis (50:36), vs. Alabama, 11/27/22 in Portland, Ore. (4 OT)
UNC rallied from more than 15-point deficit to win: trailed Florida State by 16 (23-39) in the 1st half and won, 78-70, 2/27/21
UNC rallied from double-figure deficit at halftime to win: trailed Florida State by 12 (29-41) and won, 78-70, 2/27/21
UNC rallied from double-figure deficit w/less 10:00 to play and win: trailed Ohio State by 10 (56-66) with 6:45 to play and won, 89-84, in OT, 12/17/22 in New York, N.Y.
UNC rallied from double-figure deficits in the 2nd half to win consecutive games: trailed Miami 34-53 (-19) w/9:51 to play and won, 61-59, 3/11/11* in Greensboro; trailed Clemson 30-41 (-11) w/17:23 to play and won, 92-87, in overtime, 3/12/11* in Greensboro
UNC rallied from 20 points down to win: trailed Georgia Tech, 30-50 w/4:00 left in the 1st half and won, 82-75, 2/15/06
UNC rallied from 20 points down to take the lead: trailed Georgia Tech, 9-29, w/8:04 to play in first half and took the lead four times in second half, but lost 71-73, 1/16/10
Four-point play (team): Kerwin Walton (3FG), Day'Ron Sharpe (FT) at Miami, 1/5/21
Four-point play (individual): Kerwin Walton vs. Northeastern, 2/17/21
UNC did not score a fastbreak point: 0 vs. Virginia, 2/25/23 (won 71-63)
UNC scored 25 fastbreak points: 25 vs. NC State, 1/29/22
UNC led by 20 or more at half: ^28 vs. Marquette, 3/17/22 in Fort Worth (led 53-25)
UNC led by 30 or more at the half: (38) vs. Florida State, 2/12/22 (led 62-24)
UNC out-scored the opponent by 15 points in a half and lost: 60-45 in 2nd half and lost 85-92 at Wake Forest, 2/7/23
UNC led by 40: 64-24 vs. Florida State, 2/12/12 (won 94-74)
UNC led by 50: 101-51 *vs. Notre Dame, 3/10/21 (won 101-59) in Greensboro
Committed 25 personal fouls: 28 at Wake Forest, 2/7/23
Committed 30 personal fouls: 33 at Louisville, 1/31/15

* ACC Tournament, ^ NCAA Tournament

LAST TIME IT HAPPENED — OPPONENTS...

SCORING

40: 47 by Malik Monk, Kentucky, 12/17/16 in Las Vegas
36: Cole Swider, Syracuse, 2/28/22
35: Tyree Appleby at Wake Forest, 2/7/23
30: 31 by Jamarius Burton at Pittsburgh, 12/30/22
Freshman scored 30: 34 by Terquavion Smith, NC State, 1/29/22
30/consecutive games: Xavier Rathan-Mayes, Florida State (35 at UNC, 1/24/15, and 30 in Tallahassee, 1/4/16)
30/twice in a season: Nolan Smith, Duke (34 at Duke, 2/9/11; 30 at UNC, 3/5/11)
20/three times in one season: Luke Kennard, Duke (20, 28 and 20), 2017
One w/30, one w/25: 34 by Terquavion Smith, 25 by Jericole Hellems, NC State, 1/29/22
Three players with 20: Isaiah Wong (25), Sam Waardenburg (21), Kameron McGusty (20) at Miami, 1/18/22
Four players with 20: Damion James (25), Dexter Pittman (23), J'Covan Brown (21) and Avery Bradley (20), Texas, 12/19/09 in Arlington, Texas
More than 25/half: 27 in first half by Malik Monk, Kentucky, 12/17/16 in Las Vegas
20/1st half: 21 by Cole Swider, Syracuse, 2/28/22
20/2nd half: 20 by Jarkel Joiner at NC State, 2/19/23
25/half: 25 in 2nd half by Tyree Appleby at Wake Forest, 2/7/23
20/both halves: 27 and 20 by Malik Monk, Kentucky, 12/17/16 in Las Vegas
Non-starter scored 30: 33 by Brent Arrington, Mississippi Valley State, 11/20/11
Non-starter scored 25: 25 by El Ellis at Louisville, 2/1/22
Non-starter scored 20: 21 by Jahvon Quinerly, Alabama, 11/27/22 in Portland, Ore. (4 OT)
Non-starter was leading scorer (non-senior night): 17 by Ben Vander Plas at Virginia, 1/10/23
Scored 30+ points on fewer than 10 field goals: 35 by Tyree Appleby at Wake Forest, 2/7/23 (6x20 FG, 0x6 3FG, 23x28 FT)
Scored 15 straight points for his team: Tre Jones, Duke, 2/8/20
Scored 11 straight points for his team by free throws: Tyree Appleby at Wake Forest, 2/7/23 (in 1:34)
No player in double figures: at Evansville, 12/8/10
No starter in double figures: Boston College, 1/26/22
One player in double figures: 22 by El Ellis at Louisville, 1/14/23
Only two players in double figures in a win over UNC: 31 by Jamarius Burton and 16 by Blake Hinson at Pittsburgh, 12/30/22
Six players in double figures: Alabama, 11/27/22 in Portland, Ore. (4 OT)
Seven players in double figures: Wake Forest, 12/20/03 (3 OT)
Only four players scored: *Duke in Brooklyn, 3/9/18
Bench scored zero: Pittsburgh, 1/8/20
Bench scored 50 plus: 55 by Charleston, 11/11/22
100 points in a 40-minute game: 103 by Kentucky, 12/17/16 in Las Vegas
100 points in an overtime game: 103 by Alabama, 11/27/22 in Portland, Ore. (4 OT)
Fewer than 45: *43 by Virginia, 3/10/22 in Brooklyn
Fewer than 60 in a win: 56 at Virginia, 12/8/19
60/half: 61, 2nd by East Carolina, 12/15/12
12/half: 12 (1st half) by East Tennessee State, 12/8/12
13/half: *13 (1st half) by Virginia, 3/10/22 in Brooklyn
Fewer than 25/both halves: 22 and 19 by Virginia, 2/18/17
50 in a half in a UNC win: 50, 1st half by Charleston, 11/11/22
Fewer than 25 in a half in a win over UNC: 23, 2nd half at Pittsburgh, 1/18/20
Fewer than 30/both halves in a win over UNC: 27 and 26 at Virginia, 2/27/17

OPPONENTS FIELD GOAL SHOOTING

Made 14: Jamarius Burton at Pittsburgh, 12/30/22
Two players made 10: 11 by RJ Barrett, 10 by Cam Reddish at Duke, 2/20/19
Missed every shot (min. 10): Noah Freidel, James Madison, 11/20/22 (0x11)
Two players attempted 20: 26 by Jahvan Quinerly and 21 by Brandon Miller, Alabama, 11/27/22 in Portland, Ore. (4 OT)
Attempted more than 25: 26 by Jahvan Quinerly, Alabama, 11/27/22 in Portland, Ore. (4 OT)
Attempted more than 25 in a 40-minute game: 26 by Paolo Banchemo at Duke, 3/5/22
Made 15 or fewer: 15 by Virginia, 2/18/17
Made less than 20 in a win: 19 at Virginia, 2/13/21
Made its first six attempts to begin a game: Syracuse, 2/28/22
Made its first seven attempts to begin a game: Louisville, 1/12/19
Made its first eight attempts to begin a game: Michigan, 11/29/17
Made 10 consecutive FG: Duke, 2/8/18
Made 15 consecutive FG: Clemson, 1/16/18
Attempted 90 or more: 90 by Alabama, 11/27/22 in Portland, Ore. (4 OT)
Missed 10 FG to begin a game: 10 by Florida State, 2/12/22
Missed more than 10 FG to begin a game: 11 by Charleston, 11/25/20
Missed 13 consecutive FG: *Notre Dame 2nd half, 3/10/21 in Greensboro
Missed 15 consecutive FG: at Pittsburgh, 1/5/19
50 percent/game in UNC win: 50.0 (29x58) at Syracuse, 1/24/23
50 percent/both halves in UNC win: 55.6 (15x27) and 50.0 (15x30), Syracuse, 2/28/22
Better than 55 percent/game in UNC win: 55.6 (30x54) by Pitt, 1/31/17
60 percent/half: 64.5, 2nd half (20x31) at NC State, 2/19/23
60 percent/half in UNC win: 60.0 1st half (21x35) by Brown, 11/12/21
60 percent/both halves: 61.3 (19x31) & 69.2 (18x26) at Pittsburgh, 2/14/15
60 percent/game: 64.9 (37x57) at Pittsburgh, 2/14/15
65 percent/half: 66.7 2nd half (24x36), Kentucky, 12/18/21 in Las Vegas
70 percent/half: 72.0 (18x25) 2nd half at Gonzaga, 12/18/19

70 percent/game: *71.7 (33x46) by Duke, 2/29/80, in Greensboro
75 percent/half: 76.5 (13x17) 2nd half at NC State, 2/3/07
Under 20 percent/half: *18.5 (5x27) 1st half by Virginia, 3/10/22 in Brooklyn
Under 25 percent/half and won: 22.7 (5x22) 2nd half at Pittsburgh, 1/18/20
Under 30 percent/both halves: 27.3 (9x33) & 25.7 (9x35) UNC Asheville, 11/23/21
Under 30 percent/game: 29.3 (17x58) by UNCW, 11/7/22
Under 35 percent/game and won: 34.5 (10x29) 1st half by Clemson, 1/11/20
Under 40 percent/game and won: 37.9 (22x58) by Duke, 3/4/23
Under 40 percent/both halves and won: 36.7 (11x30) & 39.3 (11x28) by Duke, 3/4/23
50 percent in first half and under 20 percent in second half: 57.1 (16x28) 1st half and 16.1 (5x31) 2nd half at Elon, 11/9/18
Under 30 percent in first half and 60 percent in second half: 25.0 (10x40) and 65.4 (17x26) by NC State, 2/1/14
Under 20 percent in first half and 50 percent in second half: *18.5 (5x27) 1st half and 52.0 (13x25) 2nd half by Virginia, 3/10/22 in Brooklyn

OPPONENTS THREE-POINTERS

7: Mark Sears, Alabama, 11/27/22 in Portland, Ore. (4 OT)
8: Malik Monk, Kentucky, 12/17/16 in Las Vegas
10: Kyle McAlarney, Notre Dame, 11/26/08 in Maui
7 of 7: Allerik Freeman, NC State, 1/27/18 (7x7)
Made every att. (min. 5): Ithiel Horton, Pittsburgh, 2/16/22 (5x5)
Missed every att. (5 or more): Tyree Appleby at Wake Forest, 2/7/23 (0x6)
Missed every att. (9 or more): Noah Freidel, James Madison, 11/20/22 (0x9)
Two players made at least 5: 5 by Sam Waardenburg & Isaiah Wong at Miami, 1/18/22
Three players made at least 5: 7 by Jordan Bohannon, 5 by CJ Fredrick, 5 by Joe Wieskamp at Iowa, 12/8/20
5 in a half: Cole Swider, 1st half, Syracuse, 2/28/22
Attempted 15 3FGs: 16 by Jordan Bohannon at Iowa, 12/8/20
Eight different players made a 3FG: ^Auburn, 3/29/19 in Kansas City, Mo.
Nine different players made a 3FG: Michigan, 11/29/17
Did not make a three-pointer: 0 by Boston College (6 attempts), 1/17/23
Made 16: Alabama, 11/27/22 in Portland, Ore. (4 OT)
Made 17: at Iowa, 12/8/20
Made 10 or more/half: 11, 1st half at Iowa, 12/8/20 (22 attempts)
15 or more/consecutive games: 15 by NC State, 1/27/18, and 15 at Clemson, 1/30/18
Attempted 40 or more: 43 at Iowa, 12/8/20
60 percent (min. 10 att.): 62.5 (10x16) at Duke, 2/18/15
65 percent (min. 10 att.): 66.7 (8x12) at Illinois, 11/30/10
Less than 10 percent (min. 10 att.): 7.1 (1x14) at Louisville, 1/14/23
Made 10 or more and lost: 10 by Wake Forest, 1/4/23
Made 15 or more and lost: 15 at Louisville, 2/1/22
Made less than five and won: *4 by Virginia, 3/9/23 in Greensboro
Made more 3FG than two-pointers: at Louisville, 2/1/22 (15 3FG, 13 2FG)
Attempted more 3FG than two-pointers: at Portland, 11/24/22 (32 3FGA, 26 2FGA)

OPPONENTS FREE THROWS

Made 20: 23 by Tyree Appleby at Wake Forest, 2/7/23 (ACC record)
Attempted 20: 28 by Tyree Appleby at Wake Forest, 2/7/23 (ACC record)
Made & Attempted 20/Half: 21x26 in 2nd half by Tyree Appleby at Wake Forest, 2/7/23 (ACC records)
10x10: Tre Jones at Duke, 3/7/20
Better than 10x10: ^12x12 by Tyler Dorsey, Oregon, 4/1/17 in Phoenix
100 percent (min. 10): 100.0 (12x12) by NC State, 1/21/23
100 percent (min. 30): 100.0 (32x32) at Wake Forest, 1/15/05
At least 95 percent, 20 or more attempts: 96.3 (26x27) at Florida State, 1/16/21
At least 85 percent, 30 or more attempts: 87.9 (29x33) at Duke, 3/7/20
Under 30 percent: 27.3 (3x11) by NC State, 1/8/17
Under 40 percent: 30.8 (4x13) by Louisville, 2/22/17
Under 50 percent and won: ^47.1 (8x17) by Auburn, 3/29/19 in Kansas City, Mo.
Made 30 or more: 33 at Wake Forest, 2/7/23
Made one: The Citadel, 12/13/22
Made less than five: 2 at Syracuse, 1/24/23
Attempted 40 or more: 42 at Wake Forest, 2/7/23
Attempted fewer than five: 3 at Syracuse, 1/24/23
Missed 20 or more: *20 (21x41) by Pittsburgh, 3/14/14 in Greensboro
Only one player attempted: Jordan Taylor, Wisconsin (3x6), 11/30/11
Made more free throws than field goals: at Wake Forest, 2/7/23 (33 FT, 27 FG)
Made five or fewer and won: 4 by Tennessee, 11/21/21 in Uncasville, Conn.

OPPONENTS REBOUNDS

10 by a guard: 11 by Jordan Miller, Miami, 2/13/23
16: Charles Bediako, Alabama, 11/27/22 in Portland, Ore. (4 OT)
17: T.J. Bickerstaff, Boston College, 1/26/22
19: John Mooney, Notre Dame, 1/15/19
20 or more: *21 by Talib Zanna, Pittsburgh, 3/14/14 in Greensboro
10 offensive: 10 by Kerry Blackshear, Virginia Tech, 1/21/19
Two players with 15 or more: 15 by Damion James and 15 by Dexter Pittman, Texas, 12/19/09 in Arlington, Texas
Three players in double-figures: ^Joey Lynch-Flohr (11), Artsiom Parakhouski (10) and Eric Hall (10), Radford, 3/19/09 in Greensboro
50 rebounds: 58 by Alabama, 11/27/22 in Portland, Ore. (4 OT)
60 rebounds: 60 by Texas, 12/19/09 in Arlington, Texas
Less than 20 rebounds: ^15 by Notre Dame, 3/27/16 in Philadelphia
25 offensive rebounds: 29 by Butler, 11/26/14 in the Bahamas
20 second-chance points: 21 at Iowa, 12/8/20

One offensive rebound: Georgia Tech, 12/10/22
Zero second-chance points: Georgia Tech, 12/10/22
Outrebounded UNC by 15 or more: 16 (24-40) by Duke, 2/5/22
More offensive rebounds than UNC had defensive: Butler in The Bahamas, 11/26/14 (Butler 29 offensive, UNC 26 defensive)

OPPONENTS DOUBLE-DOUBLES

20 points/15 rebounds: 21/15 by Marvin Bagley III at Duke, 3/3/18
30 points/10 rebounds: 31/10 by Jake LaRivia at Wake Forest, 1/22/22
Points & rebounds w/5 or more assists: 22/10/6 by Jaden Ivy, Purdue, 11/20/21 in Uncasville, Conn.
Points & rebounds w/7 or more assists: 17/10/7 by Dwayne Sutton, Louisville, 1/12/19
Points & rebounds w/5 or more blocks: 23/11/5 by Quincy Guerrier, Syracuse, 1/12/21
30 points/10 assists: Tyree Appleby at Wake Forest, 2/7/23 (33 points/11 assists)
Three players: Lorenzo Brown (12 pts/12 assists), Richard Howell (13 pts/17 reb) and TJ Warren (10 pts, 10 reb), NC State, 2/23/13
Player had three in one season: Marvin Bagley III, Duke, 2018

OPPONENTS TRIPLE DOUBLE

Greivis Vasquez at Maryland, 2/21/09 (35 pts/11 reb/10 assists) (first in ACC game)

OPPONENTS ASSISTS

11: Tyree Appleby at Wake Forest, 2/7/23
12: by Melo Trimble, Maryland, 12/1/15
13: *by Luke Loucks, Florida State, 3/11/12 in Atlanta
15 or more: 17 by Kenny Anderson at Georgia Tech, 2/1/90
10 or more assists and no turnovers: Cameron Wright (10 assists) at Pitt, 2/14/15
30 or more: 30 at Pittsburgh, 2/14/15
Fewer than 5: 3 by UNCW, 11/7/22
Assists on 80% of its field goals: 84.2% at Virginia, 2/13/21 (16 assists on 19 FGs)

OPPONENTS TURNOVERS

7: Femi Odukale, Pittsburgh, 2/16/22
8: Ky Bowman at Boston College, 1/21/17
10: Evan Turner, Ohio State, 11/19/09 in New York, N.Y.
20 or more and won: 22 by Alabama, 11/27/22 in Portland, Ore. (4 OT)
25: UNCW, 12/5/18
30 or more: 32 by South Carolina State, 11/20/07
2: at NC State, 2/19/23
Less than 5: 4 by Virginia, 2/25/223
UNC scored 0 points off opt. turnovers: 0 vs. Virginia, 2/25/23 (UNC won, 71-63)
UNC scored 30 or more points off opt. turnovers: 32 vs. Wake Forest (1/4/23) (15 turnovers)
UNC scored 35 points off opt. turnovers: 37 vs. NC State, 1/8/17 (off 26 turnovers)

OPPONENTS BLOCKS

8: Dereck Lively II at Duke, 2/4/23
10 or more: 11 at Duke, 2/4/23

OPPONENTS STEALS

5 or more: 5 by Reece Beekman at Virginia, 1/10/23
8: Ashton Hagans, Kentucky, 12/22/18 in Chicago
15 or more: 15 at Syracuse, 3/1/21
20 or more: 20 at Clemson, 1/17/07

OPPONENTS MISCELLANEOUS (UNC scores listed first)

Led the team in scoring, rebounds, assists: Tyree Appleby at Wake Forest, 2/7/23 (33 points/7 rebounds/11 assists)
Led the team in scoring, rebounds, assists, blocks: Quinten Post, Boston College, 1/17/23 (17 points/5 rebounds/1 assist/1 block)
Led the team in scoring, rebounds, assists, steals: Jake LaRivia at Wake Forest, 1/22/22 (31 points/10 rebounds/4 assists/3 steals)
Led the team in scoring, rebounds, assists, blocks, steals: Aamir Simms, Clemson, 1/11/20 (20 points, 8 rebounds, 6 assists, 4 blocks, 3 steals)
Four-point play: *Darius Maddox, Virginia Tech, 3/11/22 in Brooklyn
Hit a game-winning shot with no time left: Wendell Moore, Duke, 2/8/20 (in OT)
Hit a game-winning shot less than a second left: Matt Coleman III, Texas, 12/2/20 in Asheville (0.1 second to play)
Hit a game-winning shot less than five seconds left: Nate Laszewski at Notre Dame, 2/17/20 (3FG with 2.4 seconds to play)
Hit a game-tying shot w/0:00 on the clock to force overtime: Tre Jones, Duke, 2/8/20
Hit a shot from other side of halfcourt: Louis Dabney, Tulane, 12/16/15, to end first half
Made winning free throws with less than 30 seconds to play: Pittsburgh's Jamarius Burton made two with 3.6 seconds to play, won 64-65, 2/1/23
Trailed at the half and won: at Virginia, 1/10/23
Trailed by 10 or more with less than four minutes to play and won: Duke, 2/8/20 (Duke trailed 77-64 with 3:55 to play, won 96-98 in OT)
Trailed by 10 or more with less than two minutes to play and won: Clemson, 1/11/20 (Clemson trailed 68-58 with 1:56 to play, won 76-79 in overtime)
Trailed by more than 15 and won: ^16 by Kansas, 4/4/22 in New Orleans (KU trailed 38-22, won 69-72)
Trailed by 20 or more and won: 24 at Florida State, 1/22/04 (FSU trailed 42-18 in first half, won 81-90 in overtime)
Trailed by 20 and took the lead: at Virginia Tech, 1/24/16 (UNC led 36-16; VT took a 59-61 lead but UNC won 75-70)
Trailed by 25 and forced overtime: ^UNC led Baylor, 67-42, with 10:09 to play; game went to overtime tied at 80 and UNC won, 93-86, 3/19/22 in Fort Worth, Texas

Led Carolina by 20 or more at halftime: 22 at Wake Forest (25-47), 2/7/23
Led Carolina by 20 or more at halftime in Chapel Hill: 20 by Georgia Tech (27-47), 1/4/20
Led Carolina by 25 or more at halftime: 27 at Miami (22-49), 1/18/22
Led Carolina by 35 or more: 35 by Kentucky (63-98), 12/18/21 in Las Vegas
Led Carolina by more than 35: 36 at Duke (37-73), 3/6/10
Scored more than 15 straight: 17-0 run at Louisville, 2/22/20
Scored 19 straight: 19-0 run by Michigan, 11/28/19 in The Bahamas
Scored first 10 points: UNLV led 0-13, 11/30/20 in Asheville (UNC won, 78-51)
Scored first 14 points: *Miami led 0-14 in Brooklyn, 3/8/18 (UNC won, 82-65)
Outscored UNC by more than 20 in a half: 22 at Wake Forest, 2/7/23 (25-47, 1st half)
Outscored UNC by more than 20 in a half in Chapel Hill: 23 by Ohio State, 12/4/19 (22-45, 2nd half)
Outscored UNC by more than 25 in a half: 27 at Miami, 1/18/22 (22-49, 1st half)
25 fastbreak points: at NC State, 2/19/23
30 fastbreak points: at Wake Forest, 1/22/22
Zero fastbreak points: Clemson, 2/11/23
Committed 30 fouls: Kentucky, 12/19/20 in Cleveland
Played 50 minutes: 55:03 by Mark Sears, Alabama, 11/27/22 in Portland, Ore. (4 OT)

* ACC Tournament

^ NCAA Tournament



2022-23 GAME-BY-GAME TEAM STATS



	PTS	FG	FG%	1st	2nd	3FG	3FG%	FT	FT%	O-D-REB	PF	A	TO	B	ST	OT FG%
Carolina, W	69	22-48	.458	.375	.542	2-10	.200	23-30	.767	7-25-32	18	4	9	6	5	
UNCW	56	17-58	.293	.360	.242	4-16	.250	18-24	.750	16-21-37	24	3	11	1	6	
Carolina, W	102	35-58	.603	.500	.714	5-20	.250	27-38	.711	8-24-32	14	16	8	8	6	
College of Charleston	86	36-73	.493	.525	.455	8-24	.333	6-9	.667	15-20-35	26	10	14	1	5	
Carolina, W	72	23-60	.383	.290	.483	8-25	.320	18-21	.857	9-31-40	14	8	10	8	4	
Gardner-Webb	66	26-63	.413	.303	.533	7-20	.350	7-10	.700	8-30-38	19	13	11	4	7	
Carolina, W	80	27-61	.443	.517	.375	8-25	.320	18-24	.750	11-39-50	22	14	12	1	4	
James Madison	64	24-69	.348	.294	.400	7-27	.259	9-17	.529	9-25-34	21	8	9	1	4	
Carolina, W	89	31-58	.534	.533	.536	11-22	.500	16-26	.615	12-27-39	15	17	13	1	4	
vs. Portland	81	28-58	.483	.520	.455	12-32	.375	13-15	.867	5-18-23	23	22	12	1	10	
Carolina, L	65	22-50	.440	.500	.364	3-18	.167	18-25	.720	12-24-36	19	12	14	2	7	
vs. Iowa State	70	25-57	.439	.400	.481	9-20	.450	11-15	.733	10-19-29	23	17	10	2	8	
Carolina, L (4 OT)	101	38-91	.418	.393	.474	7-23	.304	18-20	.900	17-37-54	23	15	18	10	12	.360
vs. Alabama	103	37-90	.411	.500	.394	16-38	.421	13-21	.619	21-37-58	22	21	22	6	6	.345
Carolina, L	65	20-59	.339	.286	.387	5-18	.278	20-27	.741	12-27-39	18	5	10	3	4	
at Indiana	77	31-62	.500	.469	.533	3-13	.231	12-18	.667	9-31-40	21	13	8	6	7	
Carolina, L	72	24-51	.471	.391	.536	3-17	.176	21-27	.778	4-21-25	17	6	10	5	5	
at Virginia Tech	80	31-61	.508	.516	.500	7-19	.368	11-15	.733	10-29-39	21	16	10	0	5	
Carolina, W	75	27-57	.474	.452	.500	3-13	.231	18-24	.750	12-31-43	11	15	11	1	5	
Georgia Tech	59	22-54	.407	.333	.500	9-26	.346	6-8	.750	1-21-22	20	10	11	5	8	
Carolina, W	100	32-65	.492	.438	.545	15-31	.484	21-27	.778	13-34-47	11	24	12	5	9	
The Citadel	67	29-72	.403	.412	.395	8-27	.296	1-5	.200	9-22-31	18	12	12	2	7	
Carolina, W (OT)	89	32-72	.444	.419	.471	6-28	.214	19-27	.704	16-32-48	16	20	13	2	7	.429
vs. Ohio State	84	34-74	.459	.529	.467	9-24	.375	7-14	.500	14-28-42	22	17	16	3	8	.200
Carolina, W	80	29-58	.500	.469	.538	7-20	.350	15-27	.556	8-32-40	19	13	12	1	6	
vs. Michigan	76	26-62	.419	.406	.433	9-23	.391	15-21	.714	10-28-38	22	9	10	5	6	
Carolina, L	74	25-58	.431	.516	.333	7-22	.318	17-21	.810	8-30-38	16	14	11	5	5	
at Pittsburgh	76	29-63	.460	.419	.500	5-25	.200	13-17	.765	7-26-33	14	14	8	4	5	
Carolina, W	88	30-58	.517	.429	.600	9-24	.375	19-24	.792	7-21-28	18	12	9	5	9	
Wake Forest	79	28-57	.491	.429	.552	10-21	.476	13-20	.650	10-23-33	18	16	15	0	7	
Carolina, W	81	31-65	.477	.500	.455	8-19	.421	11-19	.579	13-32-45	15	19	8	6	7	
Notre Dame	64	25-60	.417	.387	.448	7-18	.389	7-14	.500	7-25-32	16	11	8	1	5	
Carolina, L	58	21-53	.396	.400	.391	8-24	.333	8-12	.667	8-28-36	19	9	13	2	5	
at Virginia	65	24-52	.462	.375	.536	6-19	.316	11-19	.579	6-26-32	12	11	8	8	9	
Carolina, W	80	27-57	.474	.419	.538	7-24	.292	19-23	.826	10-30-40	25	12	14	1	11	
at Louisville	59	20-54	.370	.321	.423	1-14	.071	18-28	.643	10-21-31	16	6	14	2	3	
Carolina, W	72	26-61	.426	.375	.483	10-29	.345	10-17	.588	14-23-37	13	8	12	2	6	
Boston College	64	26-54	.481	.385	.571	0-6	.000	12-14	.857	5-22-27	19	6	9	3	5	
Carolina, W	80	20-54	.370	.321	.423	4-18	.222	36-39	.923	11-31-42	16	5	7	2	3	
NC State	69	26-62	.419	.464	.382	5-17	.294	12-12	1.000	3-24-27	27	7	8	3	5	
Carolina, W	72	26-58	.448	.516	.370	6-16	.375	14-23	.609	6-25-31	11	21	10	3	8	
at Syracuse	68	29-58	.500	.517	.483	8-18	.444	2-3	.667	5-30-35	17	12	16	7	3	
Carolina, L	64	23-66	.348	.306	.400	5-27	.185	13-22	.591	19-24-43	17	6	9	5	1	
Pittsburgh	65	25-55	.455	.444	.464	7-19	.368	8-11	.727	7-27-34	21	6	10	5	2	
Carolina, L	57	24-70	.343	.400	.286	7-27	.259	2-3	.667	14-26-40	14	12	7	3	3	
at Duke	63	24-61	.393	.387	.400	4-11	.364	11-15	.733	13-33-46	11	10	12	11	4	
Carolina, L	85	30-74	.405	.333	.463	4-18	.222	21-26	.808	15-35-50	28	9	12	6	4	
at Wake Forest	92	27-62	.435	.514	.333	5-19	.263	33-42	.786	4-31-35	16	12	5	6	7	
Carolina, W	91	32-67	.478	.469	.486	15-33	.455	12-15	.800	11-23-34	17	17	7	1	4	
Clemson	71	24-53	.453	.448	.458	7-20	.350	16-18	.889	5-26-31	18	11	13	2	3	
Carolina, L	72	29-66	.439	.517	.378	5-31	.161	9-15	.600	9-23-32	21	6	9	5	7	
Miami	80	26-56	.464	.424	.522	6-13	.462	22-26	.846	8-32-40	15	9	13	0	5	
Carolina, L	69	22-62	.355	.400	.324	7-21	.333	18-24	.750	18-30-48	16	8	13	2	1	
at NC State	77	32-71	.451	.300	.645	5-18	.278	8-10	.800	10-24-34	18	9	2	4	7	
Carolina, W	63	23-69	.333	.185	.429	2-23	.087	15-18	.833	23-29-52	16	8	9	3	5	
at Notre Dame	59	23-58	.397	.313	.500	7-23	.304	6-9	.667	8-25-33	16	10	9	3	4	
Carolina, W	71	22-47	.468	.577	.333	10-22	.455	17-22	.773	3-34-37	14	12	12	8	1	
Virginia	63	27-68	.397	.400	.395	4-12	.333	5-11	.455	9-23-32	18	14	4	2	7	
Carolina, W	77	23-53	.434	.542	.345	14-29	.483	17-24	.708	9-31-40	17	15	14	2	5	
at Florida State	66	25-60	.417	.333	.485	3-15	.200	13-21	.619	8-24-32	18	7	8	2	3	
Carolina, L	57	17-56	.304	.346	.267	5-23	.217	18-21	.857	10-29-39	16	8	9	6	4	
Duke	62	22-58	.379	.367	.393	4-13	.308	14-18	.778	10-29-39	15	5	8	4	6	
Carolina (ACC), W	85	34-62	.548	.500	.600	10-24	.417	7-10	.700	10-23-33	13	16	7	6	5	
vs. Boston College	61	24-53	.453	.400	.500	7-21	.333	6-8	.750	7-19-26	12	10	13	1	4	
Carolina, L	59	19-53	.358	.391	.333	8-27	.296	13-18	.722	10-24-34	16	11	11	2	5	
vs. Virginia	68	24-49	.490	.400	.583	4-15	.267	16-22	.727	5-24-29	18	11	6	8	8	



2021-22 GAME-BY-GAME TEAM STATS



	PTS	FG	FG%	1st	2nd	3FG	3FG%	FT	FT%	O-D-REB	PF	A	TO	B	ST	OT FG%
Carolina, W	83	29-55	.527	.536	.519	8-21	.381	17-28	.607	6-31-37	20	15	12	3	7	
Loyola Maryland	67	24-55	.436	.433	.440	7-25	.280	12-21	.571	3-27-30	21	14	12	1	9	
Carolina, W	94	32-62	.516	.563	.467	9-21	.429	21-28	.750	13-26-39	14	16	7	6	2	
Brown	87	37-73	.507	.600	.421	7-19	.368	6-9	.667	10-20-30	23	13	5	6	5	
Carolina, W	94	32-59	.542	.452	.643	7-20	.350	23-32	.719	7-42-49	19	19	17	9	4	
at College of Charleston	83	28-77	.364	.366	.361	11-30	.367	16-23	.696	12-24-36	25	13	9	2	12	
Carolina, L	84	31-69	.449	.469	.432	12-29	.414	10-12	.833	12-25-37	20	13	14	5	3	
vs. Purdue	93	34-61	.557	.485	.643	10-23	.435	15-22	.682	4-27-31	16	21	9	2	6	
Carolina, L	72	22-55	.400	.357	.444	10-23	.435	18-22	.818	5-25-30	15	9	13	1	4	
vs. Tennessee	89	38-70	.543	.447	.656	9-20	.450	4-5	.800	8-30-38	18	28	10	4	9	
Carolina, W	72	27-55	.491	.500	.481	7-14	.500	11-13	.846	13-38-51	13	15	18	6	3	
UNC Asheville	53	18-68	.265	.273	.257	7-37	.189	10-14	.714	15-14-29	10	8	7	8	7	
Carolina, W	72	31-67	.463	.361	.581	8-19	.421	2-3	.667	10-28-38	8	13	6	3	6	
Michigan	51	20-57	.351	.367	.333	5-16	.313	6-6	1.000	8-27-35	10	9	13	1	3	
Carolina, W	79	31-55	.564	.462	.655	10-17	.588	7-8	.875	7-26-33	13	21	14	2	8	
at Georgia Tech	62	25-54	.463	.464	.462	6-16	.375	6-7	.857	4-17-21	16	8	13	3	11	
Carolina, W	80	23-59	.390	.294	.520	7-23	.304	27-35	.771	15-33-48	14	11	16	3	12	
Elon	63	25-58	.431	.419	.444	8-29	.276	5-9	.556	2-22-24	22	11	16	4	8	
Carolina, W	74	30-60	.500	.467	.533	5-16	.313	9-14	.643	12-32-44	10	18	8	2	3	
Furman	61	24-60	.400	.536	.281	10-33	.303	3-3	1.000	4-21-25	15	18	7	3	7	
Carolina, L	69	23-53	.434	.370	.500	1-13	.077	22-28	.786	6-20-26	13	9	12	3	4	
vs. Kentucky	98	39-72	.542	.417	.667	8-15	.533	12-17	.706	17-27-44	21	20	9	2	8	
Carolina, W	70	29-62	.468	.394	.552	7-16	.438	5-9	.556	14-33-47	15	17	15	3	5	
Appalachian State	50	20-64	.313	.367	.265	4-30	.133	6-7	.857	10-23-33	14	8	11	5	7	
Carolina, W	91	32-61	.525	.471	.593	11-23	.478	16-19	.842	7-35-42	16	17	9	2	6	
at Boston College	65	21-67	.313	.167	.484	8-28	.286	15-19	.789	12-23-35	16	12	8	3	3	
Carolina, L	73	29-59	.492	.484	.500	8-22	.364	7-8	.875	5-34-39	13	10	14	2	5	
at Notre Dame	78	29-61	.475	.471	.481	13-31	.419	7-11	.636	1-26-27	8	15	7	1	7	
Carolina, W	74	28-59	.475	.483	.467	11-25	.440	7-11	.636	11-25-36	8	19	9	4	4	
Virginia	58	25-56	.446	.423	.467	6-12	.500	2-4	.500	7-21-28	14	10	10	7	5	
Carolina, W	88	30-63	.476	.500	.455	9-25	.360	19-21	.905	11-31-42	15	20	13	1	3	
Georgia Tech	65	27-59	.458	.393	.516	3-14	.214	8-14	.571	4-22-26	20	10	11	1	9	
Carolina, L	57	22-65	.338	.226	.441	6-30	.200	7-11	.636	15-30-45	18	13	14	5	1	
at Miami	85	29-63	.460	.581	.344	13-28	.464	14-22	.636	8-31-39	13	16	4	1	10	
Carolina, L	76	27-81	.333	.300	.366	6-28	.214	16-23	.696	23-27-50	25	9	11	2	6	
at Wake Forest	98	32-59	.542	.516	.571	10-26	.385	24-32	.750	3-35-38	15	11	8	6	7	
Carolina, W	78	23-63	.365	.394	.333	10-25	.400	22-26	.846	16-27-43	15	13	7	4	6	
Virginia Tech	68	27-58	.466	.481	.452	7-18	.389	7-11	.636	5-27-32	21	13	9	2	2	
Carolina, W	58	16-55	.291	.320	.267	6-17	.353	20-25	.800	12-32-44	11	7	8	7	3	
Boston College	47	20-60	.333	.438	.214	1-16	.063	6-8	.750	8-30-38	19	5	9	2	4	
Carolina, W	100	34-62	.548	.625	.467	15-27	.556	17-24	.708	10-29-39	17	17	12	9	7	
NC State	80	26-67	.388	.300	.519	10-25	.400	18-21	.857	12-20-32	17	9	10	3	7	
Carolina, W (ot)	90	31-71	.437	.448	.412	12-26	.462	16-20	.800	11-33-44	14	18	10	5	7	.500
at Louisville	83	28-70	.400	.387	.433	15-35	.429	12-15	.800	11-30-41	22	14	12	4	5	.333
Carolina, L	67	24-59	.407	.313	.519	9-22	.409	10-15	.667	6-18-24	14	13	8	3	5	
Duke	87	34-59	.576	.552	.600	9-19	.474	10-13	.769	8-32-40	17	20	12	2	7	
Carolina, W	79	29-58	.500	.400	.607	8-24	.333	13-17	.765	9-26-35	17	17	14	3	4	
at Clemson	77	25-57	.439	.333	.556	8-19	.421	19-21	.905	6-21-27	17	14	12	5	9	
Carolina, W	94	37-67	.552	.742	.389	12-28	.429	8-13	.615	13-27-40	16	22	16	5	7	
Florida State	74	26-67	.388	.300	.459	9-19	.474	13-20	.650	15-19-34	15	12	13	4	9	
Carolina, L	67	24-58	.414	.276	.552	7-26	.269	12-16	.750	11-18-29	18	13	13	6	11	
Pittsburgh	76	24-47	.511	.600	.409	10-17	.588	18-20	.900	5-23-28	16	12	18	4	5	
Carolina, W	65	22-49	.449	.519	.364	8-22	.364	13-15	.867	5-33-38	11	13	15	6	4	
at Virginia Tech	57	24-64	.375	.387	.364	5-26	.192	4-6	.667	9-22-31	16	11	9	1	6	
Carolina, W	70	26-53	.491	.452	.545	7-25	.280	11-13	.846	6-26-32	10	12	13	3	9	
Louisville	63	27-60	.450	.455	.444	7-28	.250	2-5	.400	9-21-30	12	10	13	2	8	
Carolina, W	84	29-56	.518	.600	.452	5-19	.263	21-23	.913	13-33-46	16	13	16	5	5	
at NC State	74	25-66	.379	.258	.486	9-27	.333	15-17	.882	10-15-25	17	10	7	3	8	
Carolina, W (ot)	88	29-71	.408	.484	.265	14-36	.389	16-20	.800	16-28-44	9	21	8	3	3	.833
Syracuse	79	31-63	.492	.556	.500	10-25	.400	7-8	.875	5-25-30	15	9	11	2	4	.167
Carolina, W	94	33-68	.485	.389	.594	9-23	.391	19-22	.864	8-29-37	14	15	5	4	7	
at Duke	81	34-69	.493	.581	.421	7-19	.368	6-8	.750	8-26-34	14	15	9	4	3	
Carolina, W (ACC)	63	25-65	.385	.382	.387	6-23	.261	7-9	.778	11-35-46	8	17	7	3	8	
vs. Virginia	43	18-52	.346	.185	.520	3-11	.273	4-9	.444	2-30-32	11	14	11	6	5	
Carolina, L	59	22-60	.367	.370	.364	3-26	.115	12-14	.857	13-25-38	15	14	11	2	4	
vs. Virginia Tech	72	25-57	.439	.429	.448	9-20	.450	13-14	.929	7-27-34	15	14	7	3	5	
Carolina, W (NCAA)	95	34-74	.459	.390	.545	13-35	.371	14-17	.824	15-37-52	11	29	10	4	10	
vs. Marquette	63	26-73	.356	.314	.395	8-31	.258	3-8	.375	13-24-37	16	15	10	7	5	
Carolina, W (ot)	93	28-57	.491	.500	.478	11-25	.440	26-37	.703	10-37-47	26	22	21	5	7	.500
vs. Baylor	86	28-81	.346	.400	.375	9-37	.243	21-27	.778	16-22-38	27	11	11	5	10	.091
Carolina, W	73	27-66	.409	.353	.469	10-31	.323	9-12	.750</							



2020-21 GAME-BY-GAME TEAM STATS



	PTS	FG	FG%	1st	2nd	3FG	3FG%	FT	FT%	O-D-REB	PF	A	TO	B	ST
Carolina, W	79	28-71	.394	.484	.325	4-18	.222	19-24	.792	17-32-49	16	12	9	9	10
College of Charleston	60	24-60	.400	.419	.379	8-23	.348	4-10	.400	8-26-34	20	13	15	3	5
Carolina, W	78	25-60	.417	.406	.429	7-20	.350	21-32	.656	19-35-54	15	11	16	5	7
vs. UNLV	51	18-62	.290	.462	.167	8-37	.216	7-15	.467	14-21-35	25	7	17	3	10
Carolina, W	67	24-52	.462	.433	.500	4-12	.333	15-24	.625	15-28-43	22	11	24	5	6
vs. Stanford	63	20-51	.392	.476	.333	5-20	.250	18-24	.750	6-17-23	19	9	13	7	14
Carolina, L	67	24-58	.414	.393	.433	1-9	.111	18-32	.563	20-30-50	14	6	14	4	2
vs. Texas	69	25-60	.417	.414	.419	9-22	.409	10-14	.714	8-24-32	25	10	11	4	10
Carolina, L	80	31-65	.477	.406	.545	6-15	.400	12-20	.600	15-32-47	18	22	18	2	7
at Iowa	93	34-76	.447	.429	.463	17-40	.425	8-14	.571	14-24-38	17	22	11	5	8
Carolina, W	73	23-50	.460	.391	.519	2-15	.133	25-31	.806	11-26-37	15	13	18	6	7
NC Central	67	26-58	.448	.429	.467	8-19	.421	7-8	.875	6-19-25	23	14	15	1	10
Carolina, W	75	26-61	.426	.500	.355	5-20	.250	18-29	.621	15-23-38	25	14	11	3	2
vs. Kentucky	63	21-53	.396	.438	.333	3-13	.231	18-30	.600	14-28-42	30	8	16	4	5
Carolina, L	76	31-70	.443	.515	.378	2-12	.167	12-17	.706	18-27-45	19	15	18	7	8
at NC State	79	30-64	.469	.528	.393	8-17	.471	11-20	.550	12-22-34	19	10	14	6	8
Carolina, L	67	25-56	.446	.481	.414	8-20	.400	9-14	.643	10-27-37	19	17	18	2	7
at Georgia Tech	72	27-51	.529	.440	.615	10-22	.455	8-16	.500	2-23-25	17	18	13	2	11
Carolina, W	66	24-69	.348	.313	.378	8-23	.348	10-14	.714	22-27-49	10	15	9	2	4
Notre Dame	65	26-55	.473	.393	.556	11-30	.367	2-6	.333	3-23-26	11	17	10	3	6
Carolina, W	67	21-61	.344	.310	.375	9-20	.450	16-22	.727	14-31-45	23	13	20	6	9
at Miami	65	22-63	.349	.357	.343	3-16	.188	18-22	.818	12-27-39	17	9	14	7	14
Carolina, W	81	29-73	.397	.469	.341	5-24	.208	18-23	.783	24-24-48	17	18	11	6	7
Syracuse	75	28-60	.467	.471	.462	10-29	.345	9-12	.750	10-21-31	16	13	14	9	7
Carolina, L	75	27-62	.435	.452	.419	10-24	.417	11-14	.786	13-16-29	20	19	14	1	9
at Florida State	82	24-50	.480	.542	.423	8-16	.500	26-27	.963	9-21-30	16	12	17	6	10
Carolina, W	80	29-62	.468	.387	.548	3-9	.333	19-27	.704	10-28-38	19	18	12	3	12
Wake Forest	73	23-59	.390	.393	.387	13-34	.382	14-17	.824	10-26-36	16	14	20	2	5
Carolina, W	86	37-68	.544	.568	.516	4-11	.364	8-18	.444	14-30-44	15	18	13	4	6
NC State	76	31-66	.470	.467	.472	6-18	.333	8-13	.615	7-23-30	17	9	11	9	10
Carolina, W	75	32-61	.525	.455	.607	4-17	.235	7-14	.500	14-23-37	15	22	13	6	6
at Pittsburgh	65	23-55	.418	.333	.500	6-15	.400	13-17	.765	11-18-29	13	17	11	5	3
Carolina, L	50	17-44	.386	.444	.346	5-19	.263	11-21	.524	7-31-38	16	8	17	0	2
at Clemson	63	23-57	.404	.414	.393	8-23	.348	9-12	.750	4-24-28	17	12	7	2	6
Carolina, W	91	34-64	.531	.516	.545	10-15	.667	13-22	.591	14-24-38	13	20	16	3	10
at Duke	87	36-67	.537	.469	.600	4-7	.571	4-7	.571	10-21-31	18	23	15	7	10
Carolina, L	48	20-58	.345	.250	.462	2-16	.125	6-12	.500	12-29-41	18	11	8	2	6
at Virginia	60	19-48	.396	.375	.417	10-22	.455	12-19	.632	6-28-34	14	16	6	5	4
Carolina, W	82	32-75	.427	.441	.415	5-17	.294	13-16	.813	17-31-48	11	20	10	2	9
Northeastern	62	21-59	.356	.367	.345	10-30	.333	10-13	.769	8-25-33	14	7	16	0	7
Carolina, W	99	42-69	.609	.571	.647	8-18	.444	7-18	.389	16-29-45	13	29	11	8	11
Louisville	54	22-67	.328	.400	.270	1-16	.063	9-12	.750	16-18-34	18	8	16	2	9
Carolina, L	70	25-60	.417	.367	.417	5-18	.278	15-22	.682	13-22-35	20	13	19	2	10
Marquette	83	29-56	.518	.500	.545	9-24	.375	16-20	.800	8-26-34	17	15	18	3	6
Carolina, W	78	23-60	.383	.250	.500	5-23	.217	27-30	.900	20-24-44	18	11	21	9	11
Florida State	70	26-67	.388	.455	.324	5-17	.294	13-20	.700	18-18-36	22	8	17	5	16
Carolina, L	70	26-68	.382	.351	.419	4-20	.200	14-22	.636	26-27-53	16	16	20	1	6
at Syracuse	72	27-66	.409	.394	.424	8-26	.308	10-14	.714	13-20-33	18	18	12	9	15
Carolina, W	91	31-56	.554	.552	.556	8-18	.444	21-26	.808	8-30-38	15	21	20	11	2
Duke	73	28-69	.406	.379	.425	5-27	.185	12-16	.750	12-19-31	22	16	15	3	13
Carolina, W (ACC)	101	39-77	.506	.477	.545	9-24	.375	14-18	.778	25-29-44	15	19	11	12	9
vs. Notre Dame	59	19-61	.311	.433	.194	7-26	.269	14-18	.778	15-16-31	16	8	16	4	5
Carolina, W	81	28-63	.444	.440	.447	8-21	.381	17-27	.630	15-28-43	17	12	11	7	7
vs. Virginia Tech	73	28-60	.467	.467	.467	8-18	.444	9-16	.563	7-25-32	19	17	11	2	7
Carolina, L	66	23-68	.338	.267	.395	6-18	.333	14-24	.560	21-21-42	18	9	12	4	8
vs. Florida State	69	24-53	.453	.469	.429	5-13	.385	16-22	.727	10-29-39	19	11	18	7	8
Carolina, L (NCAA)	62	25-65	.385	.310	.444	5-13	.385	7-10	.700	12-22-34	14	10	10	5	2
vs. Wisconsin	85	31-61	.508	.452	.567	13-27	.481	10-12	.833	9-28-37	11	15	7	8	5



2019-20 GAME-BY-GAME TEAM STATS



	PTS	FG	FG%	1st	2nd	3FG	3FG%	FT	FT%	O-D-REB	PF	A	TO	B	ST	OT FG%
Carolina, W	76	28-60	.467	.313	.643	10-20	.500	10-17	.568	14-37-51	15	15	18	4	2	
Notre Dame	65	24-68	.353	.324	.382	9-31	.290	8-14	.571	8-23-31	13	16	6	0	10	
Carolina, W	78	27-72	.375	.300	.469	8-25	.320	16-30	.533	16-38-54	15	13	8	3	5	
at UNCW	62	25-72	.347	.353	.342	5-28	.179	7-11	.636	11-37-48	22	12	11	0	5	
Carolina, W	77	26-57	.456	.414	.500	6-18	.333	19-25	.760	12-32-44	17	19	16	5	9	
Gardner-Webb	61	21-57	.368	.370	.367	5-23	.217	14-18	.778	5-18-23	18	10	13	2	9	
Carolina, W	75	29-68	.426	.419	.432	3-19	.158	14-23	.609	18-38-56	13	19	10	7	4	
Elon	61	20-63	.317	.370	.278	12-32	.375	9-9	1.000	5-20-25	22	11	10	2	5	
Carolina, W	76	29-71	.408	.375	.452	5-14	.357	13-21	.619	23-37-60	19	15	20	3	8	
vs. Alabama	67	26-68	.382	.333	.438	11-31	.355	4-9	.444	8-23-31	23	12	14	4	6	
Carolina, L	64	26-61	.426	.448	.406	2-13	.154	10-20	.500	11-25-36	15	8	11	2	4	
vs. Michigan	73	28-56	.500	.517	.481	11-26	.423	6-10	.600	6-28-34	18	15	16	7	7	
Carolina, W	78	26-62	.419	.485	.345	6-23	.261	20-21	.952	19-28-47	18	12	13	12	4	
vs. Oregon	74	25-70	.357	.361	.353	12-30	.400	12-20	.600	22-17-39	18	13	7	4	8	
Carolina, L	49	17-62	.274	.286	.259	7-23	.304	8-13	.615	13-19-32	15	10	10	5	6	
Ohio State	74	26-56	.464	.393	.536	10-26	.385	12-15	.800	13-35-48	18	17	15	4	5	
Carolina, L	47	17-46	.370	.304	.435	1-14	.071	12-22	.545	8-24-32	14	6	12	3	6	
at Virginia	56	16-49	.327	.320	.333	6-17	.353	18-25	.720	11-26-37	18	9	13	3	8	
Carolina, L	64	23-63	.365	.414	.324	6-19	.316	12-20	.600	18-33-51	12	17	11	6	2	
Wofford	68	25-66	.379	.343	.419	14-40	.350	4-6	.667	8-26-34	21	19	5	5	8	
Carolina, L	81	31-68	.456	.405	.516	7-19	.368	12-17	.706	9-26-35	16	13	12	4	11	
at Gonzaga	94	35-59	.593	.500	.720	9-18	.500	15-22	.682	1-29-30	15	18	11	4	8	
Carolina, W	74	23-55	.418	.424	.409	6-18	.333	22-35	.629	11-26-37	20	12	17	2	8	
vs. UCLA	64	25-59	.424	.407	.438	4-21	.190	10-18	.556	12-30-42	26	11	22	4	6	
Carolina, W	70	26-71	.366	.333	.400	6-19	.316	12-17	.706	15-33-48	19	14	8	4	4	
Yale	67	20-54	.370	.320	.414	8-27	.296	19-22	.864	1-33-34	17	12	10	7	5	
Carolina, L	83	27-63	.429	.304	.500	6-14	.429	23-27	.852	19-15-34	20	17	15	2	9	
Georgia Tech	96	36-61	.590	.559	.630	6-14	.429	18-24	.750	12-18-30	21	19	13	4	11	
Carolina, L	65	25-61	.410	.452	.367	5-21	.238	10-17	.588	14-28-42	19	17	17	3	7	
Pittsburgh	73	23-52	.442	.321	.583	9-22	.409	18-22	.818	5-22-27	18	13	13	4	9	
Carolina, L (OT)	76	28-66	.424	.438	.458	6-26	.231	14-20	.700	9-30-39	14	18	10	3	8	.300
Clemson	79	29-67	.433	.345	.469	12-31	.387	9-13	.692	9-30-39	17	16	11	4	7	.667
Carolina, L	52	19-60	.317	.333	.306	4-18	.222	10-21	.476	21-26-47	16	11	16	2	7	
at Pittsburgh	66	20-53	.377	.484	.227	7-25	.280	19-27	.704	11-27-38	20	12	9	6	11	
Carolina, L (2 OT)	77	28-64	.438	.516	.333	7-22	.318	14-20	.700	6-37-43	15	17	13	2	1	.417
at Virginia Tech	79	24-65	.369	.345	.348	14-37	.378	17-21	.810	8-31-39	17	16	9	3	4	.462
Carolina, W	94	40-69	.580	.550	.621	10-23	.435	4-6	.667	10-31-41	18	32	12	4	6	
Miami	71	24-58	.414	.393	.433	6-24	.250	17-18	.944	2-19-21	10	8	10	4	4	
Carolina, W	75	28-57	.491	.533	.444	2-9	.222	17-25	.680	14-28-42	13	11	13	2	4	
at NC State	65	28-66	.424	.469	.382	4-20	.200	5-7	.714	11-20-31	21	11	10	7	7	
Carolina, L	70	22-61	.361	.300	.419	4-19	.211	22-31	.710	16-26-42	20	9	12	3	8	
Boston College	71	26-56	.464	.480	.452	7-18	.389	12-17	.706	7-28-35	23	12	15	2	8	
Carolina, L	59	21-68	.309	.345	.282	6-19	.316	11-17	.647	14-23-37	18	10	9	2	7	
at Florida State	65	23-55	.418	.364	.500	4-15	.267	15-17	.882	9-34-43	19	9	16	10	3	
Carolina, L (OT)	96	36-69	.522	.594	.433	3-12	.250	21-38	.553	13-38-51	27	23	18	5	8	.571
Duke	98	34-80	.425	.419	.457	4-18	.222	26-34	.765	14-28-42	27	15	12	2	12	.357
Carolina, L	57	21-63	.333	.314	.357	1-16	.063	14-16	.875	17-23-40	23	9	14	3	8	
at Wake Forest	74	23-54	.426	.556	.296	9-23	.391	19-22	.864	11-26-37	16	14	14	5	6	
Carolina, L	62	25-50	.500	.565	.444	3-10	.300	9-14	.643	8-24-32	11	14	15	4	6	
Virginia	64	24-54	.444	.423	.464	9-21	.429	7-8	.857	7-19-26	15	14	12	4	8	
Carolina, L	76	28-66	.424	.351	.517	8-20	.400	12-14	.857	18-28-47	17	18	12	2	4	
at Notre Dame	77	28-63	.444	.400	.500	11-34	.324	10-17	.588	10-21-31	15	15	6	5	4	
Carolina, L	55	21-53	.396	.360	.429	6-22	.273	7-8	.875	9-20-29	11	10	17	3	4	
at Louisville	72	28-60	.467	.517	.419	9-25	.360	7-11	.636	14-24-38	14	12	12	2	6	
Carolina, W	85	30-61	.492	.485	.500	3-16	.188	22-31	.710	13-25-38	14	10	15	3	8	
NC State	79	30-62	.484	.484	.484	8-25	.320	11-13	.846	7-23-30	25	18	14	5	7	
Carolina, W	92	33-64	.516	.471	.567	11-26	.423	15-17	.882	13-26-39	19	25	10	6	4	
at Syracuse	79	28-63	.444	.414	.471	6-24	.250	17-19	.895	10-19-29	18	14	9	7	4	
Carolina, W	93	31-61	.508	.394	.643	10-17	.588	21-28	.750	8-23-31	16	18	7	2	4	
Wake Forest	83	28-58	.483	.407	.548	9-20	.450	18-22	.818	7-27-34	23	17	13	2	5	
Carolina, L	76	29-71	.408	.400	.417	4-12	.333	14-20	.700	19-19-38	22	7	9	1	4	
at Duke	89	25-53	.472	.419	.545	10-21	.476	29-33	.879	10-27-37	15	19	12	8	6	
Carolina, W	78	26-56	.464	.360	.548	7-13	.538	19-25	.760	13-32-45	11	14	8	3	3	
vs. Virginia Tech (ACC)	56	18-62	.290	.290	.290	10-36	.278	10-11	.909	11-19-30	17	11	7	5	6	
Carolina, L	53	20-60	.333	.258	.414	2-16	.125	11-13	.846	13-29-42	18	9	18	1	0	
vs. Syracuse	79	28-61	.459	.471	.444	7-21	.333	18-28	.643	10-29-39	17	15	8	3	11	



2018-19 GAME-BY-GAME TEAM STATS



	PTS	FG	FG%	1st	2nd	3FG	3FG%	FT	FT%	O-D-REB	PF	A	TO	B	ST	OT FG%
Carolina, W	78	29-59	.492	.424	.577	9-22	.409	11-15	.733	10-25-35	13	21	15	2	5	
at Wofford	67	24-63	.343	.343	.429	9-35	.257	10-11	.909	9-18-27	15	8	9	2	5	
Carolina, W	116	45-87	.517	.543	.488	7-24	.292	19-27	.704	24-36-60	22	18	11	5	12	
at Elon	67	21-59	.356	.571	.161	7-29	.241	18-28	.643	10-21-31	25	12	19	3	2	
Carolina, W	90	35-71	.493	.600	.389	6-13	.462	14-21	.667	13-32-45	18	19	12	5	7	
Stanford	72	27-67	.403	.355	.444	7-22	.318	11-15	.733	11-24-35	18	17	15	5	8	
Carolina, W	108	41-74	.554	.556	.553	5-23	.217	21-26	.808	18-36-54	15	29	13	8	16	
Tennessee Tech	58	23-64	.359	.333	.382	4-25	.160	8-13	.615	9-15-24	18	9	22	3	9	
Carolina, W	101	34-65	.523	.514	.536	10-25	.400	23-27	.852	11-35-46	20	24	18	5	8	
Saint Francis	76	23-67	.343	.273	.412	10-29	.345	20-27	.741	13-24-37	23	8	17	4	13	
Carolina, L	89	31-70	.443	.471	.417	11-29	.379	16-21	.762	15-26-41	23	13	17	2	4	
vs. Texas	92	31-59	.525	.457	.625	11-24	.458	19-29	.655	9-23-32	18	15	14	5	6	
Carolina, W	94	31-64	.484	.441	.533	11-23	.478	21-28	.750	9-28-37	21	21	6	3	6	
vs. UCLA	78	26-59	.441	.519	.375	10-22	.455	16-26	.615	12-25-37	23	15	13	5	4	
Carolina, L	67	26-66	.394	.483	.324	7-21	.333	8-13	.615	13-30-43	21	13	10	1	2	
at Michigan	84	31-54	.574	.556	.593	11-22	.500	11-23	.478	2-29-31	14	15	7	6	4	
Carolina, W	97	37-75	.493	.514	.475	6-24	.250	17-28	.607	18-31-49	19	23	15	4	13	
UNCW	69	22-62	.355	.387	.323	8-27	.296	15-21	.714	12-24-36	19	13	25	1	9	
Carolina, W	103	35-64	.547	.571	.517	13-25	.520	20-25	.800	14-28-42	18	18	23	2	6	
Gonzaga	90	32-63	.508	.452	.562	8-22	.364	18-23	.783	5-16-21	20	17	14	4	13	
Carolina, L	72	27-63	.429	.412	.448	7-18	.389	11-16	.688	5-28-33	19	18	18	3	8	
vs. Kentucky	80	28-65	.431	.400	.467	9-26	.682	15-22	.682	12-32-44	18	24	18	8	12	
Carolina, W	82	26-59	.441	.467	.414	8-23	.348	22-27	.815	9-40-49	12	20	14	5	4	
Davidson	60	20-67	.299	.267	.324	10-38	.263	10-11	.909	8-25-33	18	14	13	3	4	
Carolina, W	77	26-62	.419	.472	.346	6-21	.286	19-22	.864	8-30-38	13	15	11	3	12	
Harvard	57	21-54	.389	.455	.344	8-24	.333	7-13	.538	5-29-34	16	15	22	8	4	
Carolina, W	85	32-74	.432	.429	.436	10-24	.417	11-17	.647	17-34-51	24	24	11	7	8	
at Pittsburgh	60	19-62	.306	.207	.394	2-19	.105	20-32	.625	16-30-46	19	7	15	7	7	
Carolina, W	90	29-64	.453	.474	.423	10-25	.400	22-26	.846	14-37-51	20	20	23	5	4	
at NC State	82	31-73	.425	.432	.417	8-28	.286	12-17	.706	10-23-33	21	17	13	8	12	
Carolina, L	62	20-58	.345	.375	.308	3-22	.136	19-27	.704	13-18-31	21	13	14	3	9	
Louisville	83	28-54	.519	.545	.476	11-26	.423	16-26	.615	10-30-40	20	17	14	1	8	
Carolina, W	75	27-68	.397	.371	.424	9-21	.429	12-20	.600	16-31-47	15	15	11	2	6	
Notre Dame	69	25-61	.410	.448	.375	10-28	.357	9-14	.643	7-29-36	16	13	11	8	2	
Carolina, W	85	33-60	.550	.500	.600	9-20	.450	10-14	.714	13-25-38	19	26	15	1	7	
at Miami	76	27-55	.491	.414	.577	9-21	.429	13-18	.722	6-17-23	15	13	11	2	7	
Carolina, W	103	36-67	.537	.471	.606	16-34	.471	15-17	.882	10-25-35	13	25	13	2	9	
Virginia Tech	82	27-61	.443	.458	.432	13-28	.464	15-16	.938	10-22-32	18	21	16	1	8	
Carolina, W	77	29-61	.475	.414	.531	13-27	.481	6-11	.545	7-32-39	13	21	15	2	10	
at Georgia Tech	54	21-60	.350	.313	.393	2-16	.125	10-13	.769	6-28-34	12	15	16	7	8	
Carolina, W	79	29-69	.420	.486	.353	6-24	.250	15-19	.789	18-31-49	15	16	10	3	7	
at Louisville	69	26-62	.419	.355	.484	10-29	.345	7-9	.778	7-25-32	16	14	11	3	4	
Carolina, W	113	37-66	.561	.528	.600	8-21	.381	31-37	.838	14-27-41	23	26	17	7	7	
NC State	96	37-74	.500	.500	.500	7-17	.412	15-24	.625	14-13-27	28	17	11	6	9	
Carolina, W (OT)	88	31-66	.470	.364	.640	13-26	.500	13-17	.765	6-26-32	13	15	10	4	9	.375
Miami	85	32-68	.471	.375	.567	14-31	.452	7-7	1.000	9-30-39	16	14	16	3	6	.500
Carolina, L	61	23-65	.354	.355	.353	9-30	.300	6-7	.857	16-22-38	14	17	8	3	2	
Virginia	69	24-45	.533	.565	.500	11-20	.550	10-18	.556	3-24-27	11	16	10	6	5	
Carolina, W	95	38-61	.623	.741	.529	16-25	.640	3-11	.273	9-30-39	19	21	15	6	13	
at Wake Forest	57	22-67	.328	.206	.455	4-23	.174	9-13	.692	18-18-36	9	8	20	4	2	
Carolina, W	88	38-75	.507	.450	.571	2-20	.100	10-14	.714	10-36-46	15	21	16	2	10	
Duke	72	25-72	.347	.325	.375	8-39	.205	14-19	.737	13-28-41	17	9	20	8	11	
Carolina, W	77	26-61	.426	.389	.480	7-20	.350	18-25	.720	13-34-47	15	11	10	3	3	
Florida State	59	18-59	.305	.355	.250	10-31	.323	13-16	.812	6-26-32	18	13	10	8	6	
Carolina, W	93	25-62	.403	.370	.429	9-29	.310	34-37	.919	18-28-46	18	19	9	2	5	
Syracuse	85	29-60	.483	.529	.423	14-31	.452	13-23	.565	8-17-25	26	17	10	3	5	
Carolina, W	81	26-63	.413	.353	.483	13-33	.394	16-24	.667	11-28-39	17	19	13	3	5	
at Clemson	79	27-57	.474	.433	.519	8-22	.364	17-22	.773	5-31-36	20	15	11	4	9	
Carolina, W	79	32-76	.421	.475	.361	7-22	.318	8-13	.615	20-40-60	12	22	11	2	5	
at Boston College	66	24-70	.343	.243	.455	12-36	.333	6-10	.600	7-28-35	14	11	8	7	6	
Carolina, W	79	30-74	.405	.432	.378	12-31	.387	7-13	.538	14-34-48	14	16	10	8	5	
Duke	70	25-73	.342	.471	.231	8-32	.250	12-17	.706	16-32-48	12	15	12	7	5	
Carolina, W	83	30-65	.462	.486	.429	7-20	.350	16-21	.762	9-35-44	17	16	9	4	5	
vs. Louisville (ACC)	70	27-66	.409	.394	.424	11-36	.306	5-8	.625	6-29-35	20	18	11	2	2	
Carolina, L	73	29-73	.397	.471	.333	4-27	.148	11-15	.733	16-28-44	15	13	8	0	5	
vs. Duke	74	31-65	.477	.486	.464	5-20	.250	7-13	.538	10-29-39	16	15	12	6	6	
Carolina, W	88	35-75	.467	.325	.629	7-22	.318	11-15	.733	20-32-52	16	16	12	0	3	
vs. Iona (NCAA)	73	22-55	.400	.467	.320	15-41	.366	14-15	.933	2-24-26	14	11	12	1	6	
Carolina, W	81	32-63	.508	.516	.500	9-21	.429	8-10	.800	15-33-48	13	18	15	1	5	
vs. Washington	59	23-60	.383	.483	.290	9-29	.310	4-10	.400	8-16-24	10	8	12	5	7	
Carolina, L	80	28-65	.431	.438	.424	7-28	.250	17-22	.773	14-26-40	16	16	14			



2017-18 GAME-BY-GAME TEAM STATS



	PTS	FG	FG%	1st	2nd	3FG	3FG%	FT	FT%	O-D-REB	PF	A	TO	B	ST	OT FG%
Carolina, W	86	31-62	.500	.516	.484	6-18	.333	18-21	.857	9-28-37	15	20	7	3	8	
UNI	69	23-55	.418	.481	.464	13-28	.464	10-15	.667	7-22-29	20	15	14	1	2	
Carolina, W	93	31-66	.470	.543	.387	6-17	.353	25-33	.758	16-31-47	19	22	13	7	6	
Bucknell	81	29-63	.460	.469	.452	11-28	.393	12-18	.667	7-21-28	26	15	13	6	4	
Carolina, W	96	37-73	.507	.486	.528	11-26	.423	11-15	.733	10-32-42	22	15	14	1	4	
at Stanford	72	24-56	.429	.464	.393	7-19	.368	17-28	.607	7-25-32	18	14	19	4	8	
Carolina, W (PK80)	102	39-78	.500	.450	.553	10-24	.417	14-20	.700	16-35-51	14	22	13	5	7	
vs. Portland	78	29-73	.397	.371	.421	13-28	.464	7-10	.700	10-23-33	19	17	14	3	6	
Carolina, W (PK80)	87	31-63	.492	.481	.500	8-16	.500	17-21	.810	11-35-46	13	16	14	7	2	
vs. Arkansas	68	27-72	.375	.323	.415	9-27	.333	5-8	.625	9-21-30	19	10	9	9	8	
Carolina (PK80), L	45	15-61	.246	.233	.258	1-18	.056	14-24	.583	15-21-36	14	9	16	4	8	
vs. Michigan State	63	22-55	.400	.400	.400	10-26	.385	9-13	.692	14-38-52	23	16	24	7	7	
Carolina, W	86	34-62	.548	.645	.452	7-15	.467	11-16	.688	10-27-37	12	24	12	6	2	
Michigan	71	28-66	.424	.517	.351	10-34	.294	5-11	.455	13-18-31	16	16	10	6	8	
Carolina, W	85	32-68	.471	.447	.500	5-20	.250	16-23	.696	19-35-54	14	14	11	2	2	
at Davidson	75	26-64	.406	.412	.400	14-33	.424	9-10	.900	4-19-23	21	19	7	4	7	
Carolina, W	97	38-58	.655	.679	.633	5-12	.417	16-29	.552	9-36-45	19	18	13	9	3	
Tulane	73	26-69	.377	.306	.455	10-27	.370	11-16	.688	9-17-26	24	17	8	1	2	
Carolina, W	104	37-65	.569	.643	.514	16-22	.727	14-21	.667	13-40-53	9	31	17	9	8	
Western Carolina	61	23-68	.338	.294	.382	12-35	.343	3-6	.500	7-18-25	18	19	15	5	10	
Carolina, W	78	29-67	.433	.424	.441	6-17	.353	14-19	.737	19-25-44	16	17	16	2	4	
at Tennessee	73	25-67	.373	.452	.306	9-25	.360	14-17	.824	18-21-39	23	11	13	6	6	
Carolina, L	75	20-55	.364	.345	.385	7-25	.280	28-38	.737	9-29-38	17	11	14	5	3	
Wofford	79	28-64	.438	.367	.500	7-22	.318	16-18	.889	7-27-34	25	13	10	7	5	
Carolina, W	86	26-57	.456	.452	.462	13-25	.520	21-25	.840	9-30-39	17	17	17	2	6	
vs. Ohio State	72	26-59	.441	.385	.485	5-16	.313	15-19	.789	3-22-25	23	11	14	2	9	
Carolina, W	73	27-68	.397	.368	.433	7-22	.318	12-18	.667	14-35-49	15	15	12	5	4	
Wake Forest	69	25-63	.397	.303	.500	11-29	.379	8-16	.500	4-30-34	17	16	7	7	7	
Carolina, L	80	31-77	.403	.375	.432	11-29	.379	7-9	.778	17-24-41	18	18	7	1	8	
at Florida State	81	28-57	.491	.545	.417	11-29	.379	14-22	.636	8-29-37	9	10	15	5	4	
Carolina, L	49	16-54	.296	.321	.269	8-23	.348	9-11	.818	19-23-42	12	7	19	1	6	
at Virginia	61	24-53	.453	.467	.435	8-22	.364	5-9	.556	10-20-30	11	16	11	6	7	
Carolina, W	96	39-78	.500	.488	.514	9-27	.333	9-9	1.000	23-35-58	15	20	8	5	2	
Boston College	66	24-62	.387	.387	.387	12-33	.364	6-13	.462	8-15-23	15	17	5	4	4	
Carolina, W	69	26-61	.426	.400	.462	6-21	.286	11-17	.647	13-24-37	16	16	7	4	7	
at Notre Dame	68	23-66	.348	.355	.343	10-24	.417	12-15	.800	20-25-45	16	13	11	4	1	
Carolina, W	87	26-51	.510	.419	.650	15-31	.484	20-24	.833	5-24-29	21	23	14	6	7	
Clemson	79	27-56	.482	.320	.613	11-31	.355	14-21	.667	8-18-26	19	14	15	4	8	
Carolina, W	80	28-66	.424	.424	.424	5-21	.238	19-24	.792	19-27-46	12	17	14	0	8	
Georgia Tech	66	29-60	.483	.448	.516	5-18	.278	3-6	.500	6-19-25	23	15	15	6	11	
Carolina, L	69	27-63	.429	.406	.452	10-31	.323	5-5	1.000	10-25-35	13	17	13	6	3	
at Virginia Tech	80	30-63	.476	.519	.444	12-30	.400	8-12	.667	10-26-36	11	17	9	1	6	
Carolina, L (OT)	91	38-72	.528	.487	.630	4-19	.211	11-20	.550	15-33-48	18	20	14	7	5	.333
NC State	95	34-76	.447	.432	.516	15-30	.500	12-18	.667	13-21-34	18	20	9	2	6	.250
Carolina, L	78	28-62	.452	.294	.643	10-24	.417	12-14	.857	13-27-40	20	14	11	5	5	
at Clemson	82	24-61	.393	.438	.345	15-30	.500	19-27	.704	15-21-36	18	17	10	9	3	
Carolina, W	96	36-70	.514	.500	.529	11-27	.407	13-17	.765	16-31-47	15	29	11	4	9	
Pittsburgh	65	23-60	.383	.481	.303	10-30	.333	9-15	.600	11-17-28	18	12	16	3	6	
Carolina, W	82	30-77	.390	.441	.349	11-33	.333	11-13	.846	20-24-44	13	15	2	5	7	
Duke	78	30-62	.484	.568	.360	9-25	.360	9-12	.750	11-27-38	17	19	8	5	1	
Carolina, W	96	40-71	.563	.385	.781	6-17	.353	10-13	.769	15-26-41	16	16	19	5	7	
at NC State	89	35-64	.547	.483	.600	7-13	.538	12-19	.632	7-17-24	15	17	11	5	12	
Carolina, W	83	32-60	.533	.500	.567	6-16	.375	13-20	.650	12-30-42	15	19	6	5	2	
Notre Dame	66	22-58	.379	.357	.400	10-27	.370	12-23	.522	10-19-29	16	17	6	1	4	
Carolina, W	93	36-74	.486	.462	.514	12-27	.444	9-10	.900	17-27-44	19	20	11	4	7	
at Louisville	76	28-62	.452	.469	.433	7-17	.412	13-22	.591	11-21-32	13	9	12	6	8	
Carolina, W	78	29-65	.446	.552	.361	8-22	.364	12-15	.800	15-23-38	14	25	8	3	9	
at Syracuse	74	25-58	.431	.367	.500	8-23	.348	16-17	.941	11-23-34	16	13	10	7	4	
Carolina, L	88	31-57	.544	.552	.536	13-27	.481	13-20	.650	11-20-31	16	18	13	4	7	
Miami	91	34-62	.548	.562	.533	11-22	.500	12-13	.923	9-17-26	19	14	10	2	7	
Carolina, L	64	26-70	.371	.382	.361	8-31	.258	4-5	.800	15-27-42	19	15	14	3	6	
at Duke	74	28-62	.452	.313	.600	9-25	.360	9-20	.450	16-30-46	12	16	14	8	12	
Carolina, W	78	25-57	.439	.382	.522	6-19	.316	22-28	.786	15-27-42	16	20	11	4	8	
vs. Syracuse (ACC)	59	20-63	.317	.357	.286	8-23	.348	11-14	.786	16-21-37	18	6	12	5	5	
Carolina, W	82	29-71	.408	.314	.500	6-25	.240	18-23	.783	17-35-52	13	19	8	8	5	
vs. Miami	65	26-70	.371	.359	.387	6-19	.316	7-13	.538	12-29-41	20	11	8	6	4	
Carolina, W	74	28-71	.394	.368	.424	7-24	.292	11-15	.733	18-21-39	15	24	13	1	11	
vs. Duke	69	22-54	.407	.360	.448	6-23	.261	19-23	.826	12-28-40	15	13	18	7	8	
Carolina, L	63	20-49	.408	.435	.385	10-25	.400	13-17	.765	8-23-31	18	15	9	1	2	
vs. Virginia	71	21-50	.420	.370	.478	9-17	.529	20-22	.909	6-23-29	16	15	4	2	4	
Carolina, W	84	31-60	.517	.548	.483	9-22	.409	13-18	.722	10-37-47	17	19	1			



2016-17 GAME-BY-GAME TEAM STATS



	PTS	FG	FG%	1st	2nd	3FG	3FG%	FT	FT%	O-D-REB	PF	A	TO	B	ST	OT FG%
Carolina, W	95	34-69	.493	.548	.447	9-20	.450	18-25	.720	18-34-52	20	23	13	2	7	
at Tulane	75	25-72	.347	.324	.368	12-30	.400	13-19	.684	17-21-38	21	12	12	4	5	
Carolina, W	97	34-70	.486	.548	.436	7-15	.467	22-32	.688	22-29-51	13	26	15	4	14	
Chattanooga	57	22-63	.349	.361	.333	7-27	.259	6-9	.667	15-17-32	25	11	26	4	7	
Carolina, W	93	32-60	.533	.594	.464	5-15	.333	24-35	.686	14-31-45	18	20	13	0	5	
Long Beach State	67	24-66	.364	.258	.457	6-26	.231	13-19	.684	12-21-33	28	13	14	1	6	
Carolina, W	83	32-67	.478	.351	.633	8-21	.381	11-15	.733	19-27-46	20	19	16	1	5	
at Hawai'i	68	26-60	.433	.323	.552	7-22	.318	9-11	.818	7-16-23	15	12	14	2	7	
Carolina, W	104	37-64	.578	.559	.600	7-20	.350	23-34	.676	17-35-52	15	18	13	4	12	
vs. Chaminade	61	21-58	.362	.407	.323	10-28	.357	9-14	.643	6-17-23	24	7	17	1	6	
Carolina, W	107	37-64	.578	.563	.594	8-17	.471	25-29	.862	16-28-44	22	16	16	3	8	
vs. Oklahoma State	75	26-72	.361	.351	.371	6-22	.273	17-23	.739	19-13-32	26	5	14	4	9	
Carolina, W	71	28-57	.491	.379	.607	3-12	.250	12-12	1.000	7-31-38	13	10	12	3	3	
vs. Wisconsin	56	21-55	.382	.296	.464	8-22	.364	6-10	.600	4-22-26	12	12	11	5	8	
Carolina, L	67	24-61	.393	.357	.424	6-21	.286	13-22	.591	13-24-37	21	16	12	5	5	
at Indiana	76	25-52	.481	.469	.500	8-21	.381	18-27	.667	8-29-37	22	12	16	6	7	
Carolina, W	95	34-65	.523	.568	.464	9-20	.450	18-29	.621	15-37-52	11	21	13	4	11	
Radford	50	19-62	.306	.370	.257	6-25	.240	6-10	.600	8-21-29	23	9	19	2	8	
Carolina, W	83	23-61	.377	.387	.367	10-24	.417	27-34	.794	14-29-43	19	18	15	3	10	
Davidson	74	24-59	.407	.346	.455	8-29	.276	18-21	.857	8-25-33	25	10	17	3	4	
Carolina, W	73	29-73	.397	.359	.441	2-17	.118	13-24	.542	22-19-41	16	14	10	4	7	
Tennessee	71	28-54	.519	.654	.393	3-13	.231	12-15	.800	7-25-32	22	11	16	6	5	
Carolina, L	100	35-66	.530	.531	.529	9-17	.529	21-28	.750	10-25-35	22	18	9	5	4	
Kentucky	103	40-74	.541	.537	.545	10-18	.556	13-21	.619	15-24-39	20	19	10	2	4	
Carolina, W	85	34-65	.523	.419	.618	7-19	.368	10-16	.625	11-31-42	14	20	5	2	12	
Northern Iowa	42	16-48	.333	.429	.259	6-24	.250	4-8	.500	3-21-24	15	6	17	2	3	
Carolina, W	102	18-43	.431	.419	.448	7-20	.350	33-46	.717	21-36-57	25	22	17	4	4	
Monmouth	74	23-70	.329	.368	.281	9-28	.321	19-26	.731	12-24-36	30	7	15	8	7	
Carolina, L	63	24-72	.333	.333	.333	5-26	.192	10-14	.714	19-25-44	22	13	20	6	10	
at Georgia Tech	75	22-53	.415	.394	.450	3-11	.273	28-33	.848	8-29-37	18	16	16	5	15	
Carolina, W (OT)	89	35-78	.449	.417	.441	10-24	.417	9-12	.750	23-28-51	19	17	18	4	9	.625
at Clemson	86	31-68	.456	.533	.400	11-28	.393	13-19	.684	10-22-32	16	12	12	9	10	.375
Carolina, W	107	39-79	.494	.526	.463	12-27	.444	17-25	.680	17-33-50	13	21	12	1	17	
NC State	56	23-63	.365	.300	.424	7-23	.304	3-11	.273	10-26-36	18	8	26	3	7	
Carolina, W	93	33-64	.516	.531	.500	8-18	.444	19-24	.792	13-28-41	23	22	11	7	8	
at Wake Forest	87	28-65	.431	.364	.500	11-27	.407	20-28	.714	13-21-34	20	13	11	9	5	
Carolina, W	96	31-73	.425	.421	.429	8-18	.444	26-37	.703	21-35-56	22	12	15	0	8	
Florida State	83	31-67	.463	.484	.444	9-28	.321	12-26	.462	9-25-34	27	15	15	5	8	
Carolina, W	85	35-68	.515	.474	.567	7-24	.292	8-15	.533	18-26-44	13	22	9	2	6	
Syracuse	68	26-59	.441	.423	.455	10-24	.417	6-7	.857	6-18-24	13	14	13	4	8	
Carolina, W	90	30-64	.469	.387	.545	6-14	.429	24-29	.828	16-27-43	11	17	12	5	7	
at Boston College	82	32-68	.471	.382	.559	12-27	.444	6-7	.857	10-21-31	19	15	15	5	4	
Carolina, W	91	36-73	.493	.405	.613	14-30	.467	5-9	.556	19-24-43	16	25	7	5	3	
Virginia Tech	72	26-51	.510	.500	.519	9-25	.360	11-18	.611	4-18-22	13	14	10	3	4	
Carolina, L	62	21-60	.350	.207	.484	7-24	.292	13-19	.684	12-24-36	25	12	14	3	2	
at Miami	77	23-56	.411	.480	.355	7-20	.350	24-30	.800	11-30-41	20	14	10	6	8	
Carolina, W	80	29-58	.500	.531	.462	9-24	.375	13-19	.684	15-16-31	13	17	8	3	3	
Pitt	72	30-54	.556	.552	.560	13-29	.448	5-5	1.000	6-17-23	16	17	10	1	3	
Carolina, W	83	30-61	.492	.515	.464	6-17	.353	17-28	.607	17-27-44	22	23	11	6	7	
Notre Dame	76	25-56	.446	.407	.483	9-26	.346	17-20	.850	7-18-25	21	14	9	6	1	
Carolina, L	78	32-61	.525	.563	.483	4-12	.333	10-18	.556	7-23-30	15	13	5	2	5	
at Duke	86	30-57	.526	.533	.519	13-27	.481	13-16	.813	7-24-31	19	15	10	6	3	
Carolina, W	97	42-75	.560	.524	.606	7-23	.304	6-8	.750	18-23-41	18	19	11	1	6	
at NC State	73	23-52	.442	.423	.462	8-24	.333	19-24	.792	9-16-25	13	11	17	4	7	
Carolina, W	65	27-58	.466	.481	.452	7-19	.368	4-7	.571	10-34-44	13	17	9	5	4	
Virginia	41	15-54	.278	.333	.233	2-20	.100	9-12	.750	5-21-26	14	8	6	5	2	
Carolina, W	74	23-62	.371	.343	.407	7-18	.389	21-29	.724	16-30-46	16	10	12	5	10	
Louisville	63	27-61	.443	.455	.429	5-20	.250	4-13	.308	8-25-33	21	10	16	7	9	
Carolina, W	85	33-73	.452	.452	.452	10-24	.417	9-15	.600	24-24-48	22	23	8	3	5	
at Pitt	67	19-48	.396	.364	.423	7-24	.292	22-30	.733	9-19-28	17	10	12	3	6	
Carolina, L	43	17-48	.354	.474	.276	4-16	.250	5-7	.714	10-28-38	12	12	14	3	1	
at Virginia	53	19-59	.322	.333	.310	10-24	.417	5-8	.625	13-22-35	12	15	4	8	6	
Carolina, W	90	34-67	.507	.500	.516	6-17	.353	16-21	.762	12-23-35	22	19	9	2	4	
Duke	83	24-54	.444	.542	.367	7-19	.368	28-35	.800	8-23-31	17	8	8	4	8	
Carolina, W	78	28-53	.528	.524	.531	7-17	.412	15-18	.833	9-27-36	12	21	11	1	9	
vs. Miami (ACC)	53	19-53	.358	.435	.300	5-21	.238	10-16	.625	11-18-29	17	7	15	4	7	
Carolina, L	83	32-78	.410	.556	.286	5-22	.227	14-18	.778	22-21-43	28	23	10	2	5	
vs. Duke	93	25-50	.500	.429	.591	10-17	.588	33-37	.892	5-27-32	20	11	11	8	7	
Carolina, W	103	38-75	.507	.462	.556	8-22	.364	19-26	.731	20-34-54	13	18	10	4	6	
vs. Texas Southern (NCAA)	64	22-60	.367	.300	.433	7-27	.259	13-16	.813	6-21-27	17	9	13	3	6	
Carolina, W	72	24-63	.381	.333	.458	5-17	.294	19-25	.760	18-27-45	10	15	17	4 </		



2015-16 GAME-BY-GAME STATS



	PTS	FG	FG%	1st	2nd	3FG	3FG%	FT	FT%	O-D-REB	PF	A	TO	B	ST
Carolina, W	91	34-67	.507	.486	.531	7-12	.583	16-23	.696	15-34-49	16	17	9	7	6
vs. Temple	67	24-62	.387	.444	.343	9-25	.360	10-17	.588	9-23-32	20	13	8	4	5
Carolina, W	92	33-66	.500	.457	.548	8-23	.348	18-32	.562	14-31-45	20	22	10	3	8
Fairfield	65	23-65	.354	.382	.323	10-35	.286	9-15	.600	15-24-39	24	14	19	2	7
Carolina, W	78	32-62	.516	.485	.552	1-9	.111	13-19	.684	11-31-42	13	13	12	6	11
Wofford	58	23-57	.404	.462	.355	9-24	.375	3-5	.600	5-20-25	17	9	15	0	4
Carolina, L	67	26-58	.448	.424	.480	5-18	.278	10-13	.769	9-31-40	21	17	12	3	3
at Northern Iowa	71	24-57	.421	.357	.483	11-28	.393	12-19	.632	6-24-30	16	10	6	1	8
Carolina, W	80	28-62	.452	.441	.464	7-24	.292	17-19	.895	13-26-39	18	21	9	1	5
vs. Northwestern	69	22-52	.423	.464	.375	9-20	.450	16-19	.842	6-19-25	13	14	12	3	7
Carolina, W	80	29-62	.468	.387	.548	6-20	.300	16-20	.800	12-31-43	20	20	12	8	5
vs. Kansas State	70	25-62	.403	.367	.438	8-16	.500	12-19	.632	10-20-30	22	11	12	1	10
Carolina, W	89	33-62	.532	.548	.516	9-13	.692	14-25	.560	11-21-32	12	22	15	3	13
Maryland	81	30-59	.508	.560	.471	12-26	.462	9-11	.818	8-22-30	21	16	22	6	8
Carolina, W	98	38-75	.507	.500	.514	8-23	.348	14-17	.824	15-37-52	18	21	15	3	7
Davidson	65	23-67	.343	.235	.455	8-31	.258	11-13	.846	7-24-31	16	13	14	4	4
Carolina, L	82	26-50	.520	.542	.500	6-16	.375	24-28	.857	4-23-27	22	10	6	6	5
at Texas	84	29-62	.468	.484	.452	12-24	.500	14-23	.609	16-20-36	23	10	8	3	3
Carolina, W	96	36-72	.500	.514	.486	10-24	.417	14-21	.667	17-26-43	15	30	7	6	8
Tulane	72	30-63	.476	.379	.559	4-17	.235	8-14	.571	11-22-33	17	9	11	5	1
Carolina, W	89	36-69	.522	.424	.611	4-19	.211	13-19	.684	13-23-36	19	19	8	4	7
vs. UCLA	76	29-63	.460	.517	.412	8-17	.471	10-18	.556	16-23-39	16	11	17	1	4
Carolina, W	94	34-72	.472	.484	.463	3-11	.273	23-27	.852	21-26-47	18	22	11	6	6
Appalachian State	70	27-61	.443	.516	.367	8-17	.471	8-13	.615	13-18-31	22	13	19	1	8
Carolina, W	96	36-65	.554	.526	.593	6-19	.316	18-22	.818	16-27-43	14	19	10	0	6
UNCG	63	25-57	.439	.367	.519	9-26	.346	4-11	.364	9-13-22	20	12	15	1	1
Carolina, W	80	32-64	.500	.500	.500	5-13	.385	11-14	.786	15-23-38	19	16	12	3	6
Clemson	69	21-53	.396	.370	.423	7-19	.368	20-26	.769	11-18-29	18	10	13	3	5
Carolina, W	86	30-59	.508	.455	.577	2-12	.167	24-29	.828	9-30-39	18	13	11	4	2
Georgia Tech	78	27-64	.422	.419	.424	7-15	.467	15-19	.789	8-21-29	25	16	9	4	8
Carolina, W	106	38-76	.500	.366	.657	6-17	.353	24-32	.750	18-32-50	28	18	16	7	6
at Florida State	90	28-68	.412	.324	.500	10-20	.500	24-34	.706	11-22-33	22	13	14	3	8
Carolina, W	84	32-61	.525	.424	.643	3-16	.188	17-20	.850	10-23-33	16	24	9	3	8
at Syracuse	73	27-63	.429	.387	.469	9-31	.290	10-12	.833	14-21-35	19	14	13	6	5
Carolina, W	67	25-66	.379	.344	.412	5-20	.250	12-19	.632	21-17-38	15	17	9	7	8
NC State	55	22-55	.400	.464	.333	4-12	.333	7-10	.700	17-20-37	16	7	18	3	4
Carolina, W	83	28-73	.384	.487	.265	3-18	.167	24-34	.706	18-30-48	17	14	10	7	15
Wake Forest	68	27-67	.403	.333	.459	2-18	.111	12-20	.600	16-31-47	24	14	19	5	7
Carolina, W	75	28-74	.378	.366	.394	3-23	.130	16-25	.640	20-28-48	24	13	7	6	11
at Virginia Tech	70	20-50	.400	.320	.480	8-20	.400	22-32	.688	6-27-33	20	11	14	5	4
Carolina, W	89	36-67	.537	.533	.541	6-17	.353	11-22	.500	12-27-39	14	23	11	1	12
Boston College	62	23-52	.442	.500	.400	10-27	.370	6-8	.750	4-24-38	17	10	23	3	5
Carolina, L	65	20-58	.345	.292	.382	3-17	.176	22-29	.759	16-23-39	21	11	16	3	7
at Louisville	71	26-60	.433	.321	.531	5-14	.357	14-21	.667	15-26-41	20	12	15	5	7
Carolina, L	76	27-59	.458	.484	.429	6-12	.500	16-21	.762	15-26-41	27	17	13	5	1
at Notre Dame	80	23-66	.348	.281	.412	3-16	.188	31-38	.816	20-20-40	16	9	2	3	10
Carolina, W	68	27-52	.519	.467	.591	5-16	.313	9-12	.750	6-25-31	19	14	13	3	6
at Boston College	65	22-54	.407	.400	.417	9-24	.375	12-15	.800	8-21-29	16	13	14	0	3
Carolina, W	85	32-54	.593	.556	.630	8-15	.533	13-15	.867	1-28-29	17	26	11	6	10
Pitt	64	25-67	.373	.353	.394	9-21	.429	5-13	.385	19-22-41	14	13	19	2	5
Carolina, L	73	30-70	.429	.500	.344	1-13	.077	12-15	.800	18-28-46	14	17	10	7	1
Duke	74	27-65	.415	.444	.379	7-19	.368	13-16	.812	11-23-34	15	7	7	3	6
Carolina, W	96	39-72	.542	.529	.553	9-20	.450	9-13	.692	19-27-46	20	21	9	5	5
Miami	71	26-59	.424	.353	.520	6-19	.316	15-26	.577	14-15-29	18	9	11	5	5
Carolina, W	80	32-68	.471	.436	.517	4-15	.267	12-15	.800	17-26-43	18	16	8	5	6
at NC State	68	24-65	.369	.344	.394	6-22	.273	14-17	.824	17-19-36	16	7	10	5	5
Carolina, L	74	29-59	.492	.483	.500	9-19	.474	7-13	.538	13-23-36	21	17	13	3	7
at Virginia	79	27-61	.443	.452	.433	7-16	.438	18-21	.857	13-20-33	14	14	8	5	6
Carolina, W	75	28-68	.412	.441	.382	6-25	.240	13-19	.684	19-21-40	18	17	13	3	6
Syracuse	70	23-56	.411	.480	.355	5-20	.250	19-23	.826	12-22-34	19	9	15	2	8
Carolina, W	76	26-73	.356	.441	.282	4-23	.174	20-23	.870	27-37-64	14	15	14	2	5
at Duke	72	25-67	.373	.375	.371	13-34	.382	9-15	.600	8-21-29	17	11	6	2	10
Carolina, W	88	33-56	.589	.567	.615	6-14	.429	16-18	.889	8-22-30	16	18	10	7	6
vs. Pitt (ACC)	71	24-54	.444	.481	.407	5-12	.417	18-25	.720	11-14-25	17	11	12	3	6
Carolina, W	78	30-69	.435	.500	.378	6-15	.400	12-19	.632	19-30-49	17	21	10	4	8
vs. Notre Dame	47	15-50	.300	.333	.269	5-19	.263	12-17	.706	7-24-31	18	8	17	3	5
Carolina, W	61	24-47	.511	.545	.480	3-12	.250	10-13	.769	5-23-28	10	11	10	2	8
vs. Virginia	57	23-63	.365	.400	.333	8-24	.333	3-3	1.000	16-20-36	10	10	10	3	4
Carolina, W (NCAA)	83	31-73	.425	.412	.436	7-21	.333	14-19	.737	18-23-41	19	13	7	10	8
vs. Florida Gulf Coast	67	25-58	.431	.600	.303	2-11	.182	15-24	.625	15-28-43	19	10	14	5	6
Carolina, W	85	31-59	.525	.452	.607	4-14	.286	19-21	.905	13-29-42	19	12	15	4	5
vs. Providence	66	23-57	.404	.379	.429	6-23	.261	14-23	.609	9-15-24	20	8	11	1	5
Carolina, W	101	32-62	.516	.621	.424	11-20	.550	26-33	.788	15-22-37</					



2014-15 GAME-BY-GAME STATS



	PTS	FG	FG%	1st	2nd	3FG	3FG%	FT	FT%	O-D-REB	PF	A	TO	B	ST	OT FG%
Carolina, W	76	27-61	.443	.407	.471	2-11	.182	20-30	.667	16-33-49	24	15	14	10	8	
NC Central	60	18-56	.321	.259	.379	5-17	.294	19-29	.655	11-19-30	24	8	14	3	9	
Carolina, W	103	36-71	.507	.545	.474	4-16	.250	27-36	.750	20-29-49	20	29	8	5	9	
Robert Morris	59	22-61	.361	.448	.281	6-20	.300	9-14	.643	13-18-31	27	9	18	6	4	
Carolina, W	90	33-69	.478	.459	.500	6-17	.353	18-28	.643	18-33-51	16	21	9	9	4	
at Davidson	72	25-74	.338	.343	.333	11-36	.306	11-13	.846	17-25-42	18	18	10	6	2	
Carolina, L	66	22-57	.386	.433	.333	4-16	.250	18-32	.563	14-26-40	24	14	19	10	9	
vs. Butler	74	22-72	.306	.333	.278	9-28	.321	21-29	.724	29-28-57	24	11	19	1	8	
Carolina, W	78	28-67	.418	.405	.433	8-23	.348	14-19	.737	13-22-35	25	15	11	0	13	
vs. UCLA	56	17-44	.386	.391	.381	1-14	.071	21-33	.636	9-29-38	18	7	23	3	7	
Carolina, W	75	23-51	.451	.577	.320	6-12	.500	23-31	.742	15-25-40	22	15	19	7	9	
vs. Florida	64	20-61	.328	.290	.367	6-27	.222	18-23	.783	19-19-38	25	10	16	5	11	
Carolina, L	55	19-68	.279	.268	.296	4-23	.174	13-17	.765	24-22-26	22	8	10	3	5	
Iowa	60	18-55	.327	.455	.242	3-20	.150	21-24	.875	17-25-42	20	9	12	6	3	
Carolina, W	108	45-75	.600	.512	.719	1-7	.143	17-22	.773	15-36-51	16	27	8	5	7	
East Carolina	64	23-69	.333	.438	.243	4-25	.160	14-19	.737	13-16-29	19	5	10	0	2	
Carolina, L	70	27-60	.450	.536	.375	6-13	.462	10-13	.769	18-13-31	22	13	18	2	5	
at Kentucky	84	27-48	.563	.556	.571	7-15	.467	23-31	.742	11-13-24	17	19	15	5	12	
Carolina, W	79	30-61	.492	.484	.500	3-14	.214	16-23	.696	20-31-51	22	16	17	2	8	
at UNCG	56	20-56	.357	.276	.444	5-24	.208	11-26	.423	10-16-26	20	7	13	4	7	
Carolina, W	82	29-65	.446	.515	.375	3-13	.231	21-33	.636	18-35-53	16	23	15	6	5	
vs. Ohio State	74	25-72	.347	.375	.325	10-29	.345	14-18	.778	14-26-40	24	17	10	11	6	
Carolina, W	89	30-60	.500	.455	.556	7-19	.368	22-31	.710	15-29-44	21	19	18	5	8	
UAB	58	18-59	.305	.333	.281	3-25	.120	19-28	.679	15-18-33	23	10	18	4	9	
Carolina, W	86	31-61	.508	.656	.345	8-20	.400	16-23	.696	12-32-44	20	22	12	2	11	
William & Mary	64	20-53	.377	.360	.393	7-27	.259	17-24	.708	7-21-28	15	10	13	2	7	
Carolina, W	74	28-63	.444	.500	.400	5-13	.385	13-17	.765	16-33-49	18	20	6	4	4	
at Clemson	50	15-53	.283	.179	.400	6-26	.231	14-21	.667	10-20-30	15	8	8	7	4	
Carolina, L	70	24-65	.369	.438	.303	4-16	.250	18-25	.369	21-22-43	17	10	7	1	4	
Notre Dame	71	23-50	.460	.481	.435	10-23	.435	15-19	.789	6-20-26	19	14	8	7	4	
Carolina, W	72	29-67	.433	.368	.517	5-12	.417	9-11	.818	17-23-40	13	18	12	7	7	
Louisville	71	28-59	.475	.444	.500	6-19	.316	9-11	.818	9-21-30	12	13	11	5	10	
Carolina, W	81	30-54	.556	.583	.533	5-8	.625	16-23	.696	9-24-33	21	20	13	4	8	
at NC State	79	28-66	.424	.333	.515	7-22	.318	16-22	.727	18-19-37	20	14	10	4	6	
Carolina, W	68	26-59	.441	.429	.458	5-16	.312	11-17	.647	16-33-49	13	16	17	3	7	
Virginia Tech	53	19-53	.358	.320	.393	10-29	.345	5-11	.455	4-18-22	19	12	14	3	13	
Carolina, W	87	35-58	.603	.531	.692	3-9	.333	14-22	.636	7-29-36	20	16	12	4	10	
at Wake Forest	71	24-60	.400	.379	.419	7-24	.292	16-26	.615	13-21-34	17	16	14	1	6	
Carolina, W	78	29-60	.483	.500	.469	2-8	.250	18-28	.643	12-24-36	18	13	5	4	4	
Florida State	74	27-61	.443	.414	.469	8-23	.348	12-17	.706	11-24-35	20	8	10	6	4	
Carolina, W	93	31-56	.554	.481	.621	9-16	.562	22-30	.733	11-31-42	19	22	20	7	7	
Syracuse	83	29-68	.426	.406	.444	7-24	.292	18-23	.783	10-17-27	25	17	11	1	10	
Carolina, L (OT)	68	26-60	.433	.429	.400	5-16	.313	11-20	.550	13-31-44	33	11	19	4	4	.600
at Louisville	78	22-65	.338	.259	.333	7-21	.333	27-44	.614	22-24-46	16	9	11	5	10	.800
Carolina, L	64	25-56	.446	.519	.379	4-9	.444	10-13	.769	11-23-34	16	15	13	3	3	
Virginia	76	29-56	.518	.538	.500	5-12	.417	12-18	.667	8-19-27	13	18	8	7	9	
Carolina, W	79	29-51	.569	.458	.667	1-5	.200	20-27	.741	12-25-37	20	16	14	3	3	
at Boston College	68	25-56	.446	.452	.440	5-23	.217	13-19	.684	7-16-23	21	13	11	1	4	
Carolina, L	76	29-59	.492	.538	.455	4-15	.267	14-23	.609	12-19-31	15	25	4	2	3	
at Pitt	89	37-57	.649	.613	.692	8-15	.533	7-13	.538	6-21-27	21	30	5	3	3	
Carolina, L (OT)	90	38-83	.458	.474	.447	2-10	.200	12-20	.600	19-30-49	26	21	11	4	9	.429
at Duke	92	33-65	.508	.581	.393	10-16	.625	16-31	.516	13-33-46	16	18	16	7	6	.667
Carolina, W	89	38-61	.623	.613	.633	5-9	.556	8-11	.727	7-30-37	13	26	8	5	11	
Georgia Tech	60	23-60	.383	.303	.481	6-16	.375	8-17	.471	11-18-29	10	13	11	3	6	
Carolina, L	46	19-55	.345	.280	.400	3-12	.250	5-9	.556	11-27-38	16	13	12	6	5	
NC State	58	20-57	.351	.355	.346	7-20	.350	11-16	.688	13-28-41	13	9	9	7	6	
Carolina, W	73	26-57	.456	.400	.519	5-11	.455	16-21	.762	11-31-42	15	16	15	2	7	
at Miami	64	24-57	.421	.417	.424	6-23	.261	10-15	.667	6-22-28	19	11	13	4	5	
Carolina, W	81	34-64	.531	.472	.607	6-18	.333	7-11	.636	11-28-39	18	17	11	8	11	
at Georgia Tech	49	19-58	.328	.385	.281	1-16	.063	10-19	.526	16-22-38	11	8	18	2	6	
Carolina, L	77	28-58	.483	.412	.583	8-16	.500	13-13	100.0	11-21-32	19	16	16	6	5	
Duke	84	27-59	.458	.333	.586	9-25	.360	21-26	.808	14-18-32	15	11	10	3	7	
Carolina, W	81	32-65	.492	.469	.515	5-12	.417	12-16	.750	13-30-43	17	19	8	5	3	
vs. Boston College (ACC)	63	20-53	.377	.348	.400	6-21	.286	17-22	.773	4-21-25	16	10	7	2	4	
Carolina, W	70	25-59	.424	.371	.500	5-11	.455	15-17	.882	10-28-38	18	16	12	3	5	
vs. Louisville	60	22-63	.349	.519	.222	4-22	.182	12-20	.600	15-23-38	14	11	13	4	7	
Carolina, W	71	23-42	.548	.524	.571	7-14	.500	18-27	.667	7-25-32	16	17	18	2	7	
vs. Virginia	67	23-52	.442	.375	.500	5-16	.312	16-20	.800	7-18-25	17	8	13	2	8	
Carolina, L	82	35-66	.530	.485	.576	7-24	.292	5-7	.714	13-15-28	23	21	13	1	5	
vs. Notre Dame	90	26-48	.542	.500	.583	10-20	.500	28-32	.875	8-18-26	13	16	13	2	9	
Carolina, W	67	27-49	.551	.560	.542	5-7	.714	8-13	.615	12-23-35	18	14				



2013-14 GAME-BY-GAME STATS



	PTS	FG	FG%	1st	2nd	3FG	3FG%	FT	FT%	O-D-REB	PF	A	TO	B	ST	OT FG%
Carolina, W	84	33-55	.600	.742	.417	5-13	.385	13-20	.650	10-31-41	17	25	18	2	10	
Oakland	61	20-55	.364	.207	.538	8-25	.320	13-18	.722	6-16-22	19	13	14	0	10	
Carolina, W	62	23-60	.383	.273	.519	3-10	.300	13-18	.722	8-31-39	25	15	9	7	6	
Holy Cross	54	15-51	.294	.222	.375	5-22	.227	19-26	.731	8-30-38	21	9	16	2	3	
Carolina, L	80	28-58	.483	.480	.485	2-7	.286	22-48	.458	21-23-44	19	11	13	1	11	
Belmont	83	24-53	.453	.481	.423	15-37	.405	20-22	.909	7-22-29	31	17	16	0	8	
Carolina, W	82	25-53	.472	.407	.538	6-12	.500	26-37	.703	13-23-36	24	13	14	6	9	
vs. Richmond	72	22-49	.449	.417	.480	7-22	.318	21-29	.724	8-23-31	26	9	17	6	5	
Carolina, W	93	32-59	.542	.517	.567	3-6	.500	26-38	.684	12-28-40	21	18	14	2	4	
vs. Louisville	84	26-67	.388	.406	.371	11-31	.355	21-25	.840	16-19-35	29	8	14	4	5	
Carolina, L	59	27-63	.429	.379	.471	1-12	.083	4-11	.364	11-26-37	19	10	9	10	8	
at UAB	63	19-62	.306	.400	.219	3-12	.250	22-28	.786	21-31-52	14	7	12	1	4	
Carolina, W	79	29-65	.446	.389	.517	2-11	.182	19-27	.704	16-33-49	20	14	13	5	7	
at Michigan State	65	23-64	.359	.406	.313	7-24	.292	12-18	.667	13-25-38	19	12	14	7	6	
Carolina, W	81	32-66	.485	.472	.500	1-6	.167	16-26	.615	23-23-46	15	21	13	3	6	
UNCG	50	20-49	.408	.286	.500	3-14	.214	7-13	.538	9-19-28	20	10	21	2	3	
Carolina, W	82	27-56	.482	.385	.567	2-7	.286	26-45	.578	12-20-32	26	10	9	6	10	
Kentucky	77	22-54	.407	.400	.414	4-12	.333	29-43	.674	17-27-44	31	9	17	7	7	
Carolina, L	83	25-65	.385	.414	.361	9-19	.474	24-47	.511	15-27-42	24	13	8	5	7	
Texas	86	29-72	.403	.425	.375	8-21	.381	20-33	.606	20-31-51	31	13	12	7	6	
Carolina, W (OT)	97	30-62	.484	.371	.583	3-6	.500	34-47	.723	12-30-42	24	19	15	11	11	1.000
Davidson	85	31-68	.456	.500	.500	9-23	.391	14-24	.583	13-22-35	31	14	22	0	3	.200
Carolina, W	75	24-51	.471	.444	.500	6-14	.429	21-31	.677	8-34-42	13	15	14	15	6	
Northern Kentucky	60	22-66	.333	.394	.273	5-23	.217	11-16	.688	10-22-32	21	8	8	5	7	
Carolina, W	84	34-65	.523	.400	.629	3-9	.333	13-17	.765	19-27-46	16	20	16	3	12	
UNC Wilmington	51	19-61	.311	.250	.400	3-17	.176	10-13	.769	16-14-30	15	9	17	3	11	
Carolina, L	67	29-75	.387	.325	.457	2-15	.133	7-11	.636	24-29-53	23	12	17	3	9	
at Wake Forest	73	26-54	.481	.480	.483	2-12	.167	19-33	.576	8-26-34	14	15	13	6	11	
Carolina, L	57	20-65	.308	.296	.316	5-21	.238	12-20	.600	20-22-42	19	16	11	3	6	
Miami	63	21-50	.420	.379	.476	5-17	.294	16-26	.615	9-29-38	19	15	13	7	7	
Carolina, L	45	20-51	.392	.385	.400	2-12	.167	3-9	.333	10-25-35	14	13	14	3	8	
at Syracuse	57	21-60	.350	.407	.303	4-19	.211	11-15	.733	17-24-41	8	12	10	9	9	
Carolina, W	82	29-55	.527	.519	.536	4-12	.333	20-30	.667	9-20-29	22	19	12	6	9	
Boston College	71	21-48	.438	.500	.385	11-23	.478	18-26	.692	10-22-32	23	15	18	2	7	
Carolina, L	61	26-63	.413	.394	.433	4-15	.267	5-12	.417	17-22-39	21	14	11	3	5	
at Virginia	76	26-54	.481	.519	.444	8-20	.400	16-29	.552	14-24-38	12	16	8	2	6	
Carolina, W	80	31-56	.554	.500	.615	8-18	.444	10-19	.526	14-23-37	19	19	12	6	5	
Clemson	61	18-53	.340	.231	.444	6-15	.400	19-25	.760	16-15-31	19	7	10	4	3	
Carolina, W	78	28-63	.444	.308	.667	5-13	.385	17-23	.739	13-32-45	22	20	6	3	2	
at Georgia Tech	65	23-55	.418	.435	.406	4-17	.235	15-26	.577	6-27-33	21	10	10	5	1	
Carolina, W	84	28-69	.406	.424	.389	3-12	.250	25-33	.758	22-30-52	23	16	13	6	6	
NC State	70	27-66	.409	.250	.654	2-10	.200	14-26	.538	12-24-36	21	7	12	6	8	
Carolina, W	75	25-51	.490	.452	.550	6-15	.400	19-37	.514	11-29-40	18	17	14	4	10	
Maryland	63	22-56	.393	.286	.500	6-23	.261	13-20	.650	8-24-32	29	11	16	7	5	
Carolina, W	73	27-61	.443	.364	.536	3-11	.273	16-21	.762	15-22-37	12	12	11	4	13	
at Notre Dame	62	25-55	.455	.391	.500	6-21	.286	6-10	.600	10-22-32	17	14	17	3	6	
Carolina, W	75	27-61	.443	.406	.483	6-14	.429	15-25	.600	16-24-40	20	14	13	9	7	
Pittsburgh	71	26-64	.406	.444	.378	4-15	.267	15-23	.652	17-23-40	22	10	14	4	11	
Carolina, W	81	33-64	.516	.389	.679	3-13	.231	12-20	.600	14-28-42	25	16	9	6	6	
at Florida State	75	25-58	.431	.414	.448	5-13	.385	20-28	.714	10-22-32	21	5	8	3	4	
Carolina, W	74	26-55	.473	.440	.500	2-9	.222	20-31	.645	15-28-43	17	12	13	3	5	
Duke	66	27-63	.429	.500	.355	5-22	.227	7-12	.583	11-19-30	26	5	12	6	6	
Carolina, W	105	35-61	.574	.533	.613	11-15	.733	24-29	.828	12-23-35	19	24	10	3	5	
Wake Forest	72	27-55	.491	.469	.522	6-12	.500	12-22	.545	7-17-24	22	12	14	1	4	
Carolina, W (OT)	85	30-66	.455	.385	.500	7-15	.467	18-31	.581	19-25-44	23	16	12	2	4	.500
at NC State	84	29-62	.468	.444	.433	7-22	.318	19-31	.613	15-22-37	21	12	10	10	4	.800
Carolina, W	60	23-55	.418	.387	.458	5-17	.294	9-18	.500	11-22-33	20	13	7	3	7	
at Virginia Tech	56	16-45	.356	.320	.400	7-24	.292	17-21	.810	7-27-34	17	10	12	3	4	
Carolina, W	63	25-54	.463	.500	.409	3-12	.250	10-22	.455	11-24-35	16	17	10	3	7	
Notre Dame	61	25-52	.481	.423	.538	6-19	.316	5-12	.417	6-24-30	20	8	13	1	2	
Carolina, L	81	31-52	.596	.619	.581	5-12	.417	14-19	.737	6-14-20	22	12	13	5	8	
at Duke	93	29-57	.509	.472	.571	8-23	.348	27-31	.871	16-18-34	20	12	13	2	9	
Carolina, L	75	25-61	.410	.393	.424	4-16	.250	21-32	.656	11-24-35	32	12	12	2	5	
vs. Pitt (ACC)	80	27-52	.519	.542	.500	5-13	.385	21-41	.512	12-31-43	26	12	15	2	7	
Carolina, W	79	33-71	.465	.447	.485	4-15	.267	9-13	.692	21-19-40	19	15	9	4	7	
vs. Providence (NCAA)	77	28-53	.528	.520	.536	4-16	.250	17-21	.810	9-17-26	14	12	10	8	4	
Carolina, L	83	33-70	.471	.400	.543	8-20	.400	9-15	.600	12-26-38	21	10	12	4	8	
vs. Iowa State	85	29-66	.439	.343	.548	12-26	.462	15-21	.714	11-26-37	17	16	14	1	6	



2012-13 GAME-BY-GAME STATS



	PTS	FG	FG%	1st	2nd	3FG	3FG%	FT	FT%	O-D-REB	PF	A	TO	B	ST	OT	FG%
Carolina, W	76	33-71	.465	.531	.410	1-12	.083	9-19	.474	22-26-48	11	14	18	2	12		
Gardner-Webb	59	22-55	.400	.345	.462	6-22	.273	9-14	.643	9-23-32	19	11	22	5	11		
Carolina, W	80	31-71	.437	.342	.545	6-15	.400	12-27	.444	24-32-56	19	23	17	5	7		
Florida Atlantic	56	17-61	.279	.250	.303	9-29	.310	13-21	.619	13-23-36	20	11	17	4	5		
Carolina, W	78	30-75	.400	.317	.500	10-26	.385	8-11	.727	23-32-55	12	17	13	7	10		
at Long Beach	63	25-69	.362	.364	.361	5-25	.200	8-12	.667	12-27-39	9	10	14	5	5		
Carolina, W	95	37-78	.474	.543	.419	15-32	.469	6-9	.667	17-30-47	16	22	12	9	14		
vs. Mississippi State	49	17-60	.283	.200	.400	2-17	.118	13-19	.684	17-26-43	11	6	21	5	4		
Carolina, L	71	27-63	.429	.320	.500	7-22	.318	10-12	.833	10-19-29	20	13	15	0	9		
vs. Butler	82	25-53	.472	.387	.591	12-25	.480	20-25	.800	12-27-39	20	12	18	1	8		
Carolina, W	112	43-69	.623	.686	.559	13-27	.481	13-21	.619	14-27-41	13	26	9	5	15		
vs. Chaminade	70	25-65	.385	.387	.382	13-34	.382	7-10	.700	15-17-32	20	16	19	0	6		
Carolina, L	59	26-69	.377	.485	.278	1-8	.125	6-14	.429	14-28-42	12	8	12	4	6		
at Indiana	83	33-74	.446	.463	.424	8-20	.400	9-12	.750	15-34-49	16	21	10	6	6		
Carolina, W	102	37-70	.529	.368	.719	10-23	.435	18-21	.857	12-30-42	12	28	20	4	5		
UAB	84	32-76	.421	.344	.477	12-27	.444	8-11	.727	12-21-33	20	17	18	0	12		
Carolina, W	78	31-73	.425	.486	.368	11-31	.355	5-7	.714	13-32-45	12	30	14	3	13		
East Tennessee State	55	21-62	.339	.192	.444	7-24	.292	6-12	.500	11-30-41	10	8	22	3	9		
Carolina, W	93	34-67	.507	.552	.474	6-14	.429	19-24	.792	10-30-40	19	20	12	2	6		
East Carolina	87	28-67	.418	.303	.529	10-27	.370	21-27	.778	10-26-36	20	15	10	5	8		
Carolina, L	67	21-67	.313	.300	.324	3-19	.158	22-32	.688	20-27-47	22	11	18	4	10		
at Texas	85	30-74	.405	.413	.393	6-17	.353	19-26	.731	18-28-46	21	12	13	2	12		
Carolina, W	97	35-74	.473	.541	.405	13-28	.464	14-22	.636	22-35-57	17	29	14	3	5		
McNeese State	63	26-73	.356	.357	.356	3-17	.176	8-19	.421	16-21-37	20	12	10	5	8		
Carolina, W	79	28-55	.509	.531	.478	3-10	.300	20-33	.606	11-22-33	20	12	12	3	12		
UNLV	73	27-59	.458	.379	.533	8-17	.471	11-21	.524	14-24-38	25	15	17	2	7		
Carolina, L	52	19-51	.373	.320	.423	5-17	.294	9-17	.529	8-27-35	18	9	12	2	4		
at Virginia	61	22-49	.449	.375	.520	8-14	.571	9-18	.500	5-27-32	14	14	11	6	6		
Carolina, L	59	24-60	.400	.481	.333	6-15	.400	5-8	.625	12-21-33	11	15	11	3	9		
Miami	68	25-53	.472	.462	.481	9-26	.346	9-13	.692	8-26-34	11	10	12	8	7		
Carolina, W	77	29-60	.483	.433	.533	8-20	.400	11-16	.688	19-22-41	13	16	14	2	5		
at Florida State	72	24-50	.480	.478	.481	11-22	.500	13-17	.765	6-13-19	15	17	10	4	8		
Carolina, W	62	23-65	.354	.484	.235	5-17	.294	11-18	.611	15-24-39	12	14	12	5	11		
Maryland	52	21-53	.396	.333	.462	1-12	.083	9-14	.643	10-31-41	17	5	21	4	7		
Carolina, W	79	30-70	.429	.421	.438	6-17	.353	13-22	.591	13-32-45	8	19	14	10	9		
Georgia Tech	63	27-75	.360	.333	.389	4-15	.267	5-6	.833	17-33-50	23	8	19	3	8		
Carolina, L	83	33-71	.465	.303	.605	8-22	.364	9-10	.900	9-23-32	16	21	14	4	6		
at NC State	91	32-65	.492	.457	.533	7-13	.538	20-23	.870	12-30-42	9	22	16	3	9		
Carolina, W	82	30-62	.484	.529	.429	7-13	.538	15-20	.750	13-24-37	18	20	9	1	2		
at Boston College	70	25-56	.446	.480	.419	7-20	.350	13-17	.765	7-19-26	21	12	10	5	4		
Carolina, W (OT)	72	24-64	.375	.310	.345	5-24	.208	19-27	.704	19-28-47	14	16	12	3	6		.833
Virginia Tech	60	24-62	.387	.467	.320	4-13	.308	8-10	.800	10-24-34	20	10	14	5	8		.286
Carolina, W	87	32-62	.516	.621	.424	9-15	.600	14-25	.560	9-29-38	18	20	14	0	7		
Wake Forest	62	24-55	.436	.391	.469	2-18	.111	12-17	.706	6-27-33	19	14	21	2	6		
Carolina, L	61	25-65	.385	.367	.400	6-20	.300	5-6	.833	11-18-29	15	10	11	3	3		
at Miami	87	31-57	.544	.567	.519	15-26	.577	10-12	.833	9-29-38	7	17	13	6	3		
Carolina, L	68	25-66	.379	.419	.343	5-18	.278	13-23	.565	20-18-38	18	8	13	3	8		
at Duke	73	25-56	.446	.387	.520	6-16	.375	17-20	.850	12-27-39	22	10	17	2	6		
Carolina, W	93	29-59	.492	.433	.552	13-28	.464	22-30	.733	11-22-33	11	18	7	2	11		
Virginia	81	31-53	.585	.625	.552	12-21	.571	7-11	.636	3-21-24	21	12	14	2	7		
Carolina, W	70	25-66	.379	.378	.379	6-20	.300	14-17	.824	11-27-38	12	19	9	2	14		
at Georgia Tech	58	23-58	.397	.438	.346	8-21	.381	4-11	.364	12-31-43	13	11	19	7	5		
Carolina, W	76	28-64	.438	.429	.448	9-21	.429	11-16	.688	10-24-34	12	19	10	5	9		
NC State	65	27-61	.443	.400	.484	5-16	.312	6-13	.462	14-29-43	17	16	17	6	4		
Carolina, W	68	26-55	.473	.469	.478	8-22	.364	8-15	.533	8-22-30	12	19	9	3	7		
at Clemson	59	23-58	.397	.345	.448	4-17	.235	9-11	.818	14-25-39	14	12	15	0	6		
Carolina, W	79	31-56	.554	.581	.520	9-15	.600	6-10	.600	7-24-31	13	20	11	3	6		
Florida State	58	23-62	.371	.344	.400	4-18	.222	8-8	1.000	12-19-31	12	10	15	7	7		
Carolina, W	79	25-55	.455	.448	.462	10-24	.417	19-24	.792	10-23-33	14	13	12	4	11		
at Maryland	68	27-63	.429	.375	.484	3-23	.130	11-15	.733	13-21-34	18	9	14	4	7		
Carolina, L	53	21-62	.339	.273	.414	1-14	.071	10-13	.769	18-13-31	13	10	11	2	6		
Duke	66	27-49	.551	.692	.391	5-15	.333	10-12	.833	9-23-32	14	12	15	1	5		
Carolina, W	83	31-63	.492	.375	.613	10-22	.455	11-12	.917	12-21-33	15	20	7	3	8		
vs. Florida State (ACC)	62	23-51	.451	.370	.542	3-12	.250	13-18	.722	9-21-30	17	8	18	6	4		
Carolina, W	79	27-61	.443	.429	.462	7-21	.333	18-26	.692	9-27-36	19	12	7	3	6		
vs. Maryland	76	25-61	.410	.345	.469	8-21	.381	18-26	.692	13-27-40	20	14	10	0	4		
Carolina, L	77	27-60	.450	.438	.464	13-29	.448	10-11	.909	10-18-28	18	17	9	0	6		
vs. Miami	87	30-59	.508	.545	.462	12-22	.545	15-20	.750	12-24-36	10	13	8	3	6		
Carolina, W	78	24-49	.490	.500	.480	11-21	.524	19-27	.704	6-22-28	14	18	17	2	10		
vs. Villanova (NCAA)	71	27-61	.443	.500													



2011-12 GAME-BY-GAME STATS



	PTS	FG	FG%	1st	2nd	3FG	3FG%	FT	FT%	O-D-REB	PF	A	TO	B	ST
Carolina, W	67	24-51	.471	.500	.440	4-12	.333	15-23	.652	8-26-34	14	14	14	11	6
vs. Michigan State	55	22-72	.306	.278	.333	2-20	.100	9-13	.692	24-25-49	25	8	15	3	7
Carolina, W	91	32-54	.593	.576	.619	2-7	.286	25-35	.714	8-33-41	18	16	17	3	5
at UNC Asheville	75	25-63	.397	.382	.414	8-28	.286	17-24	.708	8-19-27	26	8	10	0	10
Carolina, W	101	40-87	.460	.421	.490	5-19	.263	16-31	.516	30-32-62	13	27	15	5	10
Mississippi Valley State	75	29-76	.382	.308	.459	8-27	.296	9-11	.818	15-24-39	26	13	21	5	11
Carolina, W	102	41-66	.621	.639	.600	11-18	.611	9-16	.562	11-32-43	10	32	11	6	9
Tennessee State	69	28-71	.394	.447	.333	11-31	.355	2-5	.400	12-17-29	16	19	12	3	6
Carolina, W	87	31-67	.463	.457	.469	8-16	.500	17-30	.567	15-20-35	15	22	10	3	11
vs. South Carolina	62	23-55	.418	.480	.367	9-23	.391	7-12	.583	14-29-43	25	12	25	7	5
Carolina, L	80	28-66	.424	.567	.306	4-9	.444	20-33	.606	11-28-39	22	14	10	2	6
vs. UNLV	90	31-71	.437	.394	.474	13-32	.406	15-18	.833	14-34-48	26	22	13	3	3
Carolina, W	60	19-45	.422	.478	.364	3-9	.333	19-24	.792	10-32-42	12	9	14	6	2
Wisconsin	57	23-64	.359	.323	.394	8-28	.286	3-6	.500	10-19-29	21	6	4	4	9
Carolina, L	72	25-60	.417	.484	.345	11-18	.611	11-14	.786	15-21-36	16	17	13	6	2
at Kentucky	73	28-63	.444	.368	.560	4-17	.235	13-18	.722	16-22-38	12	9	9	7	7
Carolina, W	97	32-66	.485	.600	.389	7-19	.368	26-43	.605	21-41-62	15	19	13	7	9
Evansville	48	17-66	.258	.233	.278	6-27	.222	8-11	.727	10-20-30	32	10	17	0	3
Carolina, W	84	35-68	.515	.485	.543	6-16	.375	8-10	.800	8-26-34	13	28	13	6	9
Long Beach State	78	33-70	.471	.514	.429	7-21	.333	5-8	.625	12-24-36	14	16	15	1	7
Carolina, W	97	36-66	.545	.526	.571	2-9	.222	23-33	.697	14-25-39	15	17	7	4	5
Appalachian State	82	29-68	.426	.412	.441	9-20	.450	15-17	.882	13-19-32	26	13	10	4	4
Carolina, W	99	37-85	.435	.404	.474	4-19	.211	21-41	.512	31-41-72	13	19	13	13	13
Nicholls	49	22-70	.314	.333	.300	2-22	.091	3-6	.500	9-26-35	26	11	23	2	7
Carolina, W	82	28-63	.444	.424	.467	3-7	.429	23-31	.742	22-27-49	15	15	13	6	9
Texas	63	24-69	.348	.250	.455	9-25	.360	6-9	.667	17-17-34	19	10	13	6	9
Carolina, W	100	39-83	.470	.462	.484	5-14	.357	17-25	.680	24-40-64	8	21	12	6	12
Elon	62	26-78	.333	.205	.462	7-28	.250	3-5	.600	10-25-35	21	12	14	7	4
Carolina, W	102	37-68	.544	.618	.471	8-21	.381	20-33	.606	15-40-55	9	26	13	5	4
Monmouth	65	25-67	.373	.344	.400	11-27	.407	4-8	.500	4-22-26	28	18	12	0	4
Carolina, W	83	31-66	.470	.484	.457	5-14	.357	16-21	.762	12-30-42	13	18	11	6	9
Boston College	60	24-57	.421	.440	.406	9-27	.333	3-9	.333	7-24-31	16	12	20	2	4
Carolina, W	73	31-69	.449	.417	.485	2-16	.125	9-14	.643	16-29-45	11	15	12	2	10
Miami	56	23-55	.418	.345	.500	3-16	.188	7-10	.700	5-24-29	17	10	17	1	8
Carolina, L	57	22-59	.373	.414	.333	4-21	.190	9-20	.450	14-21-35	21	8	22	9	6
at Florida State	90	30-62	.484	.500	.471	12-27	.444	18-24	.750	15-28-43	23	16	17	1	12
Carolina, W	82	30-66	.455	.405	.517	4-14	.286	18-21	.857	19-32-51	11	12	14	9	4
at Virginia Tech	68	25-68	.368	.400	.333	13-31	.419	5-6	.833	11-17-28	17	14	8	3	6
Carolina, W	74	31-64	.484	.472	.500	5-16	.312	7-13	.538	15-33-48	15	18	15	8	9
NC State	55	21-57	.368	.250	.520	9-20	.450	4-9	.444	6-20-26	14	16	17	0	10
Carolina, W	93	33-61	.541	.600	.484	10-16	.625	17-25	.680	10-25-35	11	22	10	8	10
Georgia Tech	81	31-68	.456	.378	.548	9-20	.450	10-11	.909	12-19-31	17	9	15	5	8
Carolina, W	68	22-71	.310	.343	.278	4-19	.211	20-26	.769	22-33-55	21	10	6	12	7
at Wake Forest	53	16-54	.296	.281	.318	2-18	.111	19-26	.731	10-30-40	20	8	11	6	2
Carolina, W	83	31-70	.443	.424	.459	4-9	.444	17-26	.654	19-27-46	18	20	14	3	5
at Maryland	74	25-61	.410	.433	.387	4-17	.235	20-27	.741	13-26-39	23	7	13	7	5
Carolina, L	84	31-63	.492	.417	.593	1-6	.167	21-30	.700	15-27-42	22	14	9	3	3
Duke	85	27-62	.435	.448	.424	14-36	.389	17-26	.654	12-23-35	25	8	10	2	5
Carolina, W	70	24-68	.353	.323	.378	1-10	.100	21-27	.778	23-29-52	11	14	8	6	7
Virginia	52	20-55	.364	.414	.308	3-16	.188	9-13	.692	8-24-32	19	9	12	4	3
Carolina, W	73	26-68	.382	.375	.389	5-18	.278	16-23	.696	24-22-46	12	17	8	6	8
at Miami	64	25-64	.391	.424	.355	8-23	.348	6-8	.750	18-22-40	21	10	14	2	4
Carolina, W	74	31-63	.492	.412	.586	6-14	.429	6-8	.750	11-28-39	15	19	12	7	7
Clemson	52	18-48	.375	.321	.450	6-17	.353	10-16	.625	5-21-26	12	10	15	3	7
Carolina, W	86	29-57	.509	.486	.545	10-19	.526	18-24	.750	11-29-40	14	19	9	8	3
at NC State	74	29-70	.414	.471	.361	3-13	.231	13-23	.565	18-22-40	20	11	4	3	6
Carolina, W	54	17-51	.333	.320	.346	2-14	.143	18-23	.783	12-36-48	11	8	11	4	2
at Virginia	51	21-60	.350	.387	.310	6-23	.261	3-6	.500	5-24-29	17	7	4	7	3
Carolina, W	88	28-71	.394	.382	.405	5-19	.405	27-33	.818	17-25-42	20	18	7	6	8
Maryland	64	23-63	.365	.323	.406	5-20	.250	13-21	.619	14-27-41	25	8	17	5	1
Carolina, W	88	36-66	.545	.526	.571	4-13	.308	12-15	.800	14-31-45	21	13	12	1	2
at Duke	70	26-63	.413	.265	.586	6-21	.286	12-21	.571	10-18-28	19	12	6	2	7
Carolina, W	85	31-61	.508	.429	.615	7-15	.467	16-26	.615	11-30-41	14	21	10	4	8
vs. Maryland (ACC)	69	24-62	.387	.308	.444	8-24	.333	13-21	.619	11-23-34	18	10	13	6	5
Carolina, W	69	24-54	.444	.429	.462	5-20	.250	16-22	.727	6-28-34	19	19	15	0	5
vs. NC State	67	26-58	.448	.469	.423	3-11	.273	12-18	.667	8-25-33	23	10	16	1	7
Carolina, L	82	28-71	.394	.441	.351	5-20	.250	21-24	.875	19-20-39	14	12	7	1	7
vs. Florida State	85	33-56	.589	.625	.542	11-22	.500	8-11	.727	6-24-30	19	21	15	6	4
Carolina, W	77	27-65	.415	.414	.417	5-18	.278	18-24	.750	15-22-37	10	14	11	6	14
vs. Vermont (NCAA)	58	25-63	.397	.379	.412	3-18	.167	5-8	.625	16-26-42	19	8	20	2	6
Carolina, W	87	33-65	.508	.545	.469	8-16	.500	13-19	.684	11-33-44	8	16	9	9	4
vs. Creighton	73	28-68	.412	.375	.464	8-20	.400	9-12	.750	9-26-35	18	11	9	3	7
Carolina, W	73	26-65	.400	.400	.387	7-22	.318	14-24	.583	22-41-63	13	18			



2010-11 GAME-BY-GAME STATS



	PTS	FG	FG%	1st	2nd	3FG	3FG%	FT	FT%	O-D-REB	PF	A	TO	B	ST	OT FG%
Carolina, W	80	30-63	.476	.517	.441	4-13	.308	16-29	.552	15-33-48	20	12	14	10	6	
Lipscomb	66	22-63	.349	.351	.346	9-29	.310	13-21	.619	14-25-39	25	15	17	2	9	
Carolina, W	107	40-71	.563	.541	.588	12-17	.706	15-26	.577	21-29-50	16	29	12	3	6	
vs. Hofstra	63	26-63	.413	.519	.333	5-13	.385	6-14	.429	11-18-29	20	11	16	4	6	
Carolina, L	67	24-65	.369	.290	.441	4-18	.222	15-25	.600	15-24-39	24	13	16	5	5	
vs. Minnesota	72	23-55	.418	.346	.483	7-25	.280	19-31	.613	13-33-46	21	13	19	1	8	
Carolina, L	65	22-54	.407	.429	.385	3-11	.273	18-27	.667	15-20-35	25	8	22	3	8	
vs. Vanderbilt	72	22-47	.468	.636	.320	7-18	.389	21-27	.778	10-24-34	20	14	21	4	5	
Carolina, W	80	27-58	.466	.536	.400	3-9	.333	23-31	.742	17-34-51	15	14	19	8	5	
UNC Asheville	69	27-73	.370	.400	.342	6-21	.286	9-13	.692	13-19-32	24	9	10	3	13	
Carolina, W	74	28-60	.393	.393	.531	2-8	.250	16-27	.593	15-28-43	14	15	14	4	5	
College of Charleston	69	27-71	.380	.367	.390	9-30	.300	6-12	.500	19-23-42	20	10	14	3	4	
Carolina, L	67	27-58	.466	.412	.542	5-15	.333	8-17	.471	10-24-34	15	15	18	1	6	
at Illinois	79	32-63	.508	.469	.548	8-12	.667	7-9	.778	9-26-35	17	19	14	2	10	
Carolina, W	75	24-58	.414	.455	.360	1-11	.091	26-37	.703	9-34-43	20	13	12	9	4	
Kentucky	73	24-62	.387	.469	.300	9-21	.429	16-21	.762	8-29-37	26	12	11	3	8	
Carolina, W	76	23-54	.426	.500	.333	4-18	.222	26-36	.722	11-31-42	14	13	12	9	8	
at Evansville	49	19-60	.317	.333	.300	3-20	.150	8-9	.889	11-24-35	24	11	23	2	6	
Carolina, W	96	36-64	.562	.529	.600	11-23	.478	13-22	.591	7-28-35	13	22	11	0	6	
Long Beach State	91	37-73	.507	.441	.564	10-31	.323	7-13	.538	12-25-37	21	21	12	0	5	
Carolina, L	76	29-66	.439	.375	.500	3-11	.273	15-20	.750	13-24-37	19	13	12	2	3	
vs. Texas	78	30-68	.441	.353	.529	5-14	.357	13-19	.684	16-24-40	22	13	11	1	3	
Carolina, W	85	32-73	.438	.444	.432	7-23	.304	14-21	.667	19-28-47	15	20	12	6	14	
William and Mary	60	23-62	.371	.267	.469	6-26	.231	8-12	.667	13-26-39	18	14	21	3	6	
Carolina, W	78	29-62	.468	.567	.375	11-23	.478	9-18	.500	11-35-46	14	16	16	7	9	
vs. Rutgers	55	20-59	.339	.300	.379	5-22	.227	10-16	.625	7-24-31	21	10	16	4	11	
Carolina, W	103	39-66	.591	.625	.559	8-17	.471	17-27	.630	13-31-44	12	22	10	10	9	
Saint Francis (Pa.)	54	22-67	.328	.406	.257	1-15	.067	9-11	.818	13-19-32	22	13	16	0	5	
Carolina, W	62	20-54	.370	.464	.269	3-11	.273	19-27	.704	11-28-39	13	7	8	3	7	
at Virginia	56	21-51	.412	.536	.261	6-17	.353	8-12	.667	4-28-32	22	8	11	4	5	
Carolina, W	64	26-63	.413	.370	.444	5-21	.238	7-17	.412	18-28-46	17	17	17	6	6	
Virginia Tech	61	21-53	.396	.407	.385	11-23	.478	8-15	.533	8-25-33	21	9	18	3	13	
Carolina, L	58	16-58	.276	.333	.200	2-12	.167	24-32	.750	14-26-40	18	9	18	3	5	
at Georgia Tech	78	32-65	.492	.452	.529	7-21	.333	7-12	.583	10-30-40	21	15	13	5	13	
Carolina, W	75	27-58	.466	.514	.391	4-16	.250	17-25	.680	10-33-43	12	12	14	8	10	
Clemson	65	25-71	.352	.457	.250	10-29	.345	5-10	.500	17-24-41	19	11	15	1	7	
Carolina, W	74	28-58	.483	.581	.370	6-16	.375	12-14	.857	14-20-34	14	15	11	6	4	
at Miami	71	26-57	.456	.536	.379	13-28	.464	6-10	.600	13-17-30	15	14	12	3	5	
Carolina, W	84	33-70	.471	.378	.576	4-16	.250	14-24	.583	20-33-53	18	19	15	8	7	
NC State	64	24-66	.364	.233	.472	3-12	.250	13-19	.684	14-25-39	21	12	16	4	7	
Carolina, W	106	39-68	.574	.588	.559	11-21	.524	17-20	.850	10-30-40	16	27	9	4	6	
at Boston College	74	24-68	.353	.394	.314	13-33	.394	13-21	.619	19-21-40	15	18	16	4	5	
Carolina, W	89	34-61	.557	.485	.643	8-20	.400	13-21	.619	10-27-37	19	23	11	2	4	
Florida State	69	28-60	.467	.500	.438	4-21	.400	9-18	.500	11-20-31	22	15	14	7	5	
Carolina, L	73	29-68	.426	.472	.375	2-14	.143	13-22	.591	15-32-47	23	10	14	4	5	
at Duke	79	28-68	.412	.333	.500	8-26	.308	15-23	.652	15-26-41	16	11	12	4	5	
Carolina, W	64	20-53	.377	.357	.400	2-14	.143	22-32	.688	8-28-36	17	7	9	5	10	
at Clemson	62	21-61	.344	.273	.429	9-29	.310	11-17	.647	15-32-47	23	10	16	3	7	
Carolina, W	78	26-71	.366	.382	.351	5-27	.185	21-28	.750	20-30-50	12	20	8	7	6	
Wake Forest	64	23-61	.377	.367	.387	8-20	.400	10-10	1.000	8-27-35	25	8	13	4	5	
Carolina, W	48	21-57	.368	.333	.400	2-11	.182	4-8	.500	15-29-44	14	10	13	4	3	
Boston College	46	14-52	.269	.280	.259	7-27	.259	11-14	.786	9-21-30	12	9	9	2	11	
Carolina, W	75	28-66	.424	.364	.485	5-16	.313	14-18	.778	19-28-47	12	9	11	7	6	
at NC State	63	28-65	.431	.400	.457	3-14	.214	4-10	.400	12-21-33	17	17	10	4	7	
Carolina, W	87	32-80	.400	.347	.484	6-21	.286	17-22	.773	20-29-49	15	23	11	9	8	
Maryland	76	30-73	.411	.342	.486	2-12	.167	14-18	.778	15-28-43	20	12	13	4	9	
Carolina, W	72	26-55	.473	.516	.417	6-12	.500	14-18	.778	13-26-39	16	13	15	6	3	
at Florida State	70	29-60	.483	.516	.448	5-12	.417	7-13	.538	9-19-28	16	13	10	6	9	
Carolina, W	81	33-63	.524	.579	.440	4-9	.444	11-21	.524	12-30-42	18	18	10	1	3	
Duke	67	22-62	.355	.371	.333	6-27	.222	17-22	.773	12-23-35	21	9	9	2	4	
Carolina, W	61	22-50	.440	.304	.556	10-21	.476	7-10	.700	11-28-39	13	17	20	5	1	
vs. Miami (ACC)	59	22-60	.367	.414	.323	9-26	.346	6-9	.667	13-18-31	14	9	13	1	12	
Carolina, W (OT)	92	30-62	.484	.391	.567	8-16	.500	24-34	.706	18-21-39	17	17	15	4	8	.444
vs. Clemson	87	33-66	.500	.556	.500	12-24	.500	9-16	.563	15-20-35	25	16	16	1	12	.364
Carolina, L	58	21-62	.339	.300	.375	2-8	.250	14-21	.667	19-25-44	16	8	16	5	4	
vs. Duke	75	29-58	.500	.621	.379	9-20	.450	8-15	.533	9-27-36	20	14	12	4	7	
Carolina, W	102	34-67	.507	.528	.484	3-17	.176	31-42	.738	12-42-54	19	21	18	10	3	
vs. Long Island (NCAA)	87	31-85	.365	.390	.341	8-31	.258	17-25	.680	16-23-39	28	19	14	1	11	
Carolina, W	86	31-66	.470	.444	.500	6-12	.500	18-23	.783	12-25-37	9	18	9	5	7	
vs. Washington	83	33-72	.458	.450	.469	10-19	.526	7-7	1.000	14-26-40	20	17	13	2	6	
Carolina, W	81	31-74	.419	.450	.382	5-16	.313	14-21	.667	22-26-48	16	15	7			



2009-10 GAME-BY-GAME STATS



	PTS	FG	FG%	1st	2nd	3FG	3FG%	FT	FT%	O-D-REB	PF	A	TO	B	ST	OT FG%
Carolina, W	88	34-61	.557	.500	.640	4-13	.308	16-19	.842	12-32-44	19	23	26	8	10	
FIU	72	25-68	.368	.303	.429	8-23	.348	14-17	.824	13-16-29	18	15	20	2	14	
Carolina, W	89	35-59	.593	.688	.481	5-13	.385	14-19	.737	13-33-46	11	29	19	9	10	
NC Central	42	14-55	.255	.348	.188	4-9	.444	10-18	.556	12-12-24	18	9	21	3	10	
Carolina, W	88	32-57	.561	.536	.586	6-15	.400	18-29	.621	12-30-42	16	24	14	4	5	
Valparaiso	77	29-67	.433	.343	.531	12-27	.444	7-10	.700	8-15-23	23	14	9	2	10	
Carolina, W	77	26-53	.491	.483	.500	7-15	.467	18-25	.720	10-23-33	21	17	19	6	8	
vs. Ohio State	73	26-61	.426	.290	.567	6-21	.286	15-22	.682	15-22-37	22	10	16	3	8	
Carolina, L	71	24-63	.381	.387	.375	4-16	.250	19-26	.731	19-23-42	11	14	19	4	7	
vs. Syracuse	87	37-68	.544	.455	.629	9-21	.429	4-10	.400	12-25-37	18	20	16	2	14	
Carolina, W	93	37-66	.561	.548	.583	1-4	.250	18-33	.545	17-33-50	8	21	16	3	11	
Gardner-Webb	72	26-69	.377	.429	.324	15-36	.417	5-7	.714	11-21-32	23	19	22	2	8	
Carolina, W	80	32-68	.471	.526	.400	4-10	.400	12-24	.500	18-27-45	10	20	8	7	6	
Nevada	73	31-75	.413	.432	.395	5-21	.238	6-6	1.000	16-26-42	17	8	7	4	4	
Carolina, W	89	33-57	.579	.636	.500	5-10	.500	18-30	.600	10-29-39	15	21	17	8	5	
Michigan State	82	34-79	.430	.389	.465	2-20	.100	12-16	.750	19-20-39	24	16	11	2	15	
Carolina, L	66	26-67	.388	.367	.405	7-20	.350	7-13	.538	16-21-37	18	11	16	4	9	
at Kentucky	68	24-54	.444	.571	.308	6-16	.375	14-22	.636	11-28-39	17	13	21	8	8	
Carolina, W	103	40-74	.541	.524	.562	7-23	.304	16-22	.727	17-31-48	8	25	9	10	11	
Presbyterian	64	25-61	.410	.273	.571	9-23	.391	5-7	.714	6-20-26	14	9	17	4	5	
Carolina, L	90	36-75	.480	.390	.588	7-13	.538	11-19	.579	12-29-41	25	17	16	9	6	
vs. Texas	103	36-87	.414	.431	.389	7-22	.318	24-34	.706	29-31-60	21	13	13	6	11	
Carolina, W	98	34-71	.479	.385	.594	7-11	.636	23-29	.793	19-34-53	9	22	17	8	6	
Marshall	61	28-78	.359	.447	.275	4-18	.222	1-4	.250	15-19-34	21	11	18	8	9	
Carolina, W	81	27-59	.458	.536	.387	3-7	.429	24-35	.686	17-28-45	12	13	16	5	7	
Rutgers	67	30-70	.429	.457	.400	3-23	.130	4-9	.444	13-21-34	24	14	13	4	6	
Carolina, W	87	33-66	.500	.417	.600	4-11	.364	17-27	.630	14-27-41	14	18	18	7	10	
Albany	70	26-64	.406	.333	.484	9-30	.300	9-13	.692	13-25-38	22	19	24	5	8	
Carolina, L (OT)	79	27-71	.380	.368	.379	1-6	.167	24-34	.706	21-35-56	14	13	13	10	6	.500
at Coll. of Charleston	82	33-76	.434	.444	.412	13-32	.406	3-6	.500	10-26-36	22	18	10	10	9	.500
Carolina, W	78	28-52	.538	.448	.652	5-16	.312	17-22	.773	10-28-38	19	14	18	10	7	
Virginia Tech	64	24-67	.358	.378	.333	4-18	.222	12-18	.667	17-18-35	19	11	12	3	10	
Carolina, L	64	27-61	.443	.464	.424	3-12	.250	7-10	.700	14-24-38	16	12	26	4	10	
at Clemson	83	29-61	.475	.576	.357	7-26	.269	18-20	.900	7-23-30	14	14	14	3	14	
Carolina, L	71	22-58	.379	.417	.353	7-17	.412	20-24	.833	17-24-41	17	14	17	7	4	
Georgia Tech	73	28-65	.431	.429	.435	6-13	.462	11-15	.733	15-21-36	20	11	13	4	11	
Carolina, L	69	26-71	.366	.389	.343	6-26	.231	11-15	.733	19-19-38	18	17	9	4	6	
Wake Forest	82	30-60	.500	.469	.536	9-16	.562	13-18	.722	14-28-42	17	12	12	7	6	
Carolina, W	77	29-57	.509	.452	.577	6-13	.462	13-22	.591	11-28-39	14	11	10	3	6	
at NC State	63	23-59	.390	.500	.290	7-22	.318	10-11	.909	8-22-30	20	13	10	4	4	
Carolina, L	60	20-56	.357	.345	.370	9-22	.409	11-22	.500	16-19-35	16	11	17	1	8	
Virginia	75	27-52	.519	.533	.500	7-17	.412	14-18	.778	8-22-30	16	18	16	5	9	
Carolina, L	70	23-53	.434	.414	.458	4-15	.267	20-30	.667	13-27-40	19	12	19	3	3	
at Virginia Tech	74	26-67	.388	.353	.424	4-19	.211	18-22	.818	14-22-36	24	16	10	4	8	
Carolina, L	71	26-69	.377	.412	.343	5-16	.313	14-21	.667	16-24-40	13	14	14	4	8	
at Maryland	92	35-68	.515	.444	.594	12-23	.522	10-12	.833	10-29-39	14	26	13	6	9	
Carolina, L	54	20-58	.345	.323	.370	5-19	.263	9-16	.562	14-28-42	16	8	12	12	2	
Duke	64	22-69	.319	.225	.448	9-18	.500	11-18	.611	23-28-51	16	12	8	5	8	
Carolina, W	74	25-60	.417	.464	.375	5-15	.333	19-29	.655	17-27-44	17	12	10	6	10	
NC State	61	23-56	.411	.400	.423	5-18	.278	10-17	.588	10-22-32	24	16	12	5	5	
Carolina, L	51	19-59	.322	.226	.429	3-15	.200	10-24	.417	14-25-39	19	10	19	4	8	
at Georgia Tech	68	25-56	.446	.484	.400	6-15	.400	12-24	.500	12-32-44	20	14	20	4	9	
Carolina, L	67	25-64	.391	.378	.407	1-8	.125	16-24	.667	21-18-39	14	7	11	5	2	
at Boston College	71	27-67	.403	.424	.382	6-17	.353	11-13	.846	20-23-43	19	17	7	3	4	
Carolina, L	67	21-50	.420	.520	.320	6-17	.353	19-28	.679	9-22-31	14	13	14	1	10	
Florida State	77	27-57	.474	.531	.400	11-24	.458	12-18	.667	11-25-36	20	20	15	6	11	
Carolina, W	77	26-65	.400	.364	.438	6-16	.375	19-33	.576	19-33-52	17	16	12	9	3	
at Wake Forest	68	22-74	.297	.273	.317	9-25	.360	15-24	.625	21-29-50	28	12	11	4	7	
Carolina, W	69	23-57	.404	.455	.333	6-18	.333	17-23	.739	15-36-51	11	16	17	6	5	
Miami	62	23-66	.348	.312	.382	8-34	.235	8-12	.667	8-19-27	20	12	8	7	13	
Carolina, L	50	16-48	.333	.370	.286	1-5	.200	17-26	.654	11-17-28	16	9	15	3	4	
at Duke	82	26-57	.456	.516	.385	8-21	.381	22-23	.957	14-23-37	22	16	9	5	6	
Carolina, L	58	23-69	.333	.361	.303	2-16	.125	10-14	.714	21-25-46	15	16	10	2	5	
vs. Georgia Tech (ACC)	62	24-56	.429	.346	.500	5-19	.263	9-16	.563	11-26-37	14	11	14	8	6	
Carolina, W	80	28-57	.491	.531	.440	6-17	.353	18-26	.692	10-25-35	11	18	11	4	11	
William & Mary (NIT)	72	26-62	.419	.429	.412	16-43	.372	4-4	1.000	9-24-33	18	22	17	1	6	
Carolina, W	76	32-66	.485	.486	.484	5-14	.357	7-10	.700	13-28-41	19	17	11	5	5	
at Miss. State	74	24-58	.414	.313	.538	11-29	.379	15-21	.714	9-23-32	12	12	8	5	7	
Carolina, W	60	22-53	.415	.345	.500	3-14	.214	13-20	.650	13-27-40	18	13	15	7	3	
at UAB	55	15-52	.288	.269	.308	6-19	.316	19-26	.731	14-24-38	15	8	12	2	7	
Carolina, W (OT)	68	29-83	.349	.311	.395	2-17	.118	8-16	.500	27-33-60	17	13				



2008-09 GAME-BY-GAME STATS



	PTS	FG	FG%	1st	2nd	3FG	3FG%	FT	FT%	O-D-REB	PF	A	TO	B	ST	OT FG%
Carolina, W	86	28-60	.467	.576	.333	7-22	.318	23-33	.697	14-28-42	18	22	13	6	9	
Penn	71	24-60	.400	.419	.379	11-33	.333	12-17	.706	9-23-32	30	14	16	3	10	
Carolina, W	77	29-70	.414	.444	.382	7-13	.538	12-18	.667	16-19-35	18	16	10	4	16	
Kentucky	58	20-45	.444	.375	.524	3-12	.250	15-19	.789	8-29-37	20	14	28	10	6	
Carolina, W	84	28-59	.475	.448	.500	6-19	.316	22-31	.710	14-26-40	16	15	15	3	11	
at UCSB	67	25-55	.455	.519	.393	7-19	.368	10-13	.769	6-22-28	23	18	21	3	10	
Carolina, W	115	48-79	.608	.525	.692	10-22	.455	9-17	.529	12-24-36	17	26	7	7	14	
at Chaminade	70	25-60	.417	.286	.531	8-23	.348	12-16	.750	11-21-32	15	13	24	1	2	
Carolina, W	98	33-65	.508	.516	.500	10-23	.435	22-33	.667	16-42-58	20	21	18	8	6	
vs. Oregon	69	22-73	.301	.211	.400	9-29	.310	16-21	.762	11-22-33	25	14	14	4	14	
Carolina, W	102	39-70	.557	.529	.583	5-13	.385	19-21	.905	14-30-44	14	19	8	4	7	
vs. Notre Dame	87	32-78	.410	.359	.462	15-36	.417	8-11	.727	17-19-36	18	20	8	3	3	
Carolina, W	116	44-77	.571	.553	.590	14-27	.519	14-21	.667	15-37-52	12	30	11	9	17	
UNC Asheville	48	18-68	.265	.242	.286	3-18	.167	9-17	.529	18-21-39	16	8	25	7	7	
Carolina, W	98	34-71	.479	.513	.438	6-19	.316	24-29	.828	11-35-46	18	20	9	7	15	
vs. Michigan State	63	23-66	.348	.516	.200	4-17	.235	13-21	.619	12-28-40	20	15	22	7	4	
Carolina, W	100	37-69	.536	.594	.486	4-11	.364	22-30	.733	11-25-36	14	20	16	8	8	
Oral Roberts	84	33-74	.446	.424	.463	10-25	.400	8-13	.615	18-25-43	25	16	25	1	10	
Carolina W	91	33-66	.500	.485	.515	6-16	.375	19-26	.731	12-32-44	16	17	16	11	7	
Evansville	73	32-69	.464	.414	.514	2-10	.200	7-15	.467	8-25-33	21	19	14	3	5	
Carolina, W	85	26-56	.464	.500	.438	8-27	.296	25-31	.806	16-18-34	23	20	17	2	14	
vs. Valparaiso	63	21-46	.457	.500	.409	4-12	.333	17-27	.630	12-15-27	25	11	25	1	9	
Carolina, W	97	35-68	.515	.525	.500	4-14	.286	23-28	.821	18-22-40	12	23	12	4	10	
Rutgers	75	28-59	.475	.517	.433	7-19	.368	12-13	.923	10-16-26	21	15	19	2	8	
Carolina, W	84	30-59	.508	.517	.500	5-15	.333	19-27	.704	13-25-38	17	19	13	5	8	
at Nevada	61	22-63	.349	.429	.286	1-10	.100	16-24	.667	20-19-39	19	9	15	4	8	
Carolina, L	78	28-73	.384	.500	.293	7-22	.318	15-27	.556	28-22-50	15	15	15	5	5	
Boston College	85	32-70	.457	.442	.481	9-24	.375	12-16	.750	16-24-40	18	12	11	8	11	
Carolina W	108	41-70	.586	.595	.576	7-15	.467	19-22	.864	10-37-47	13	25	14	5	9	
College of Charleston	70	23-69	.333	.469	.216	10-33	.303	14-16	.875	7-19-26	16	10	12	4	9	
Carolina L	89	26-74	.351	.429	.282	6-23	.261	31-38	.816	21-30-51	28	9	18	8	6	
at Wake Forest	92	29-61	.475	.424	.536	6-14	.429	28-39	.718	8-29-37	27	13	16	7	8	
Carolina, W	83	27-64	.422	.500	.353	5-14	.357	24-28	.857	14-33-47	9	21	9	10	3	
at Virginia	61	25-82	.305	.389	.239	4-27	.148	7-9	.778	24-26-50	17	9	10	6	4	
Carolina, W	82	28-63	.444	.423	.459	11-23	.478	15-18	.833	11-29-40	14	18	14	7	5	
Miami	65	27-68	.397	.351	.452	6-21	.286	5-11	.455	16-25-41	16	10	14	4	9	
Carolina, W	94	35-66	.530	.533	.528	5-16	.312	19-27	.704	13-28-41	15	25	13	6	8	
Clemson	70	24-68	.353	.424	.286	9-22	.409	13-19	.684	17-22-39	21	14	17	5	6	
Carolina, W	80	24-63	.381	.375	.391	7-19	.368	25-32	.781	21-21-42	19	11	21	4	7	
at Florida State	77	28-60	.467	.467	.467	6-16	.375	15-21	.714	13-21-34	25	11	19	4	12	
Carolina, W	93	35-62	.565	.563	.567	5-15	.333	18-20	.900	11-28-39	17	14	11	4	4	
at NC State	76	28-67	.418	.324	.533	11-26	.423	9-13	.692	13-17-30	21	13	9	3	6	
Carolina, W	108	36-70	.514	.500	.536	16-25	.640	20-27	.741	16-23-39	18	24	16	4	10	
Maryland	91	36-75	.480	.556	.410	3-10	.300	16-21	.762	18-21-39	20	22	16	4	8	
Carolina, W	76	28-67	.418	.333	.500	9-25	.360	11-17	.647	16-30-46	9	22	12	6	5	
Virginia	61	23-63	.365	.314	.429	10-20	.500	5-7	.714	8-26-34	16	17	12	3	9	
Carolina W	101	34-62	.548	.500	.594	6-15	.400	27-31	.871	12-24-36	17	13	15	2	8	
at Duke	87	34-70	.486	.618	.361	8-24	.333	11-18	.611	14-17-31	23	18	15	3	12	
Carolina, W	69	26-67	.388	.364	.412	10-25	.400	7-8	.875	16-28-44	8	18	13	4	4	
at Miami	65	26-68	.382	.306	.469	11-29	.379	2-2	1.000	14-25-39	12	14	12	6	5	
Carolina, W	89	36-65	.554	.485	.625	4-12	.333	13-15	.867	12-22-34	15	18	9	5	12	
NC State	80	33-61	.541	.455	.643	11-20	.550	3-7	.429	10-18-28	16	20	15	5	2	
Carolina, L (OT)	85	29-77	.377	.395	.353	5-19	.263	22-28	.786	25-26-51	21	5	15	1	5	.400
at Maryland	88	31-68	.456	.324	.615	13-30	.433	13-17	.765	13-27-40	23	18	16	10	6	.600
Carolina, W	104	37-69	.536	.472	.606	4-14	.286	26-29	.897	14-31-45	10	26	15	1	12	
Georgia Tech	74	31-69	.449	.438	.459	9-25	.360	3-10	.300	11-20-31	24	17	18	7	8	
Carolina, W	86	27-66	.409	.429	.387	6-19	.316	26-34	.765	14-27-41	15	16	8	9	5	
at Virginia Tech	78	28-69	.406	.424	.389	5-19	.263	17-17	1.000	13-29-42	25	12	11	3	5	
Carolina, W	79	28-53	.528	.556	.500	6-12	.500	17-25	.680	12-25-37	19	14	11	4	5	
Duke	71	22-50	.440	.560	.320	8-21	.381	19-27	.704	6-16-22	22	12	11	3	9	
Carolina, W	79	29-65	.446	.552	.361	6-19	.316	15-21	.714	19-25-44	14	16	9	4	5	
vs. Virginia Tech (ACC)	76	30-67	.448	.500	.405	8-19	.421	8-11	.727	12-21-33	20	15	7	4	4	
Carolina, L	70	22-59	.373	.343	.471	4-15	.267	22-29	.759	16-19-35	17	12	7	4	11	
vs. Florida State	73	28-57	.491	.364	.667	8-20	.400	9-15	.600	14-24-38	19	14	14	6	3	
Carolina, W	101	38-84	.452	.500	.405	5-14	.357	20-24	.833	20-39-59	13	17	12	8	11	
vs. Radford (NCAA)	58	22-80	.275	.395	.167	5-17	.294	9-14	.643	20-28-48	17	9	18	6	9	
Carolina, W	84	32-59	.542	.516	.571	6-13	.462	14-18	.778	11-21-32	9	13	10	5	11	
vs. LSU	70	29-64	.453	.400	.500	9-22	.409	3-6	.500	16-17-33	16	12	15	4	5	
Carolina, W	98	36-68	.529	.594	.472	11-19	.579	15-27	.556	11-31-42	17	23	9	4	8	
vs. Gonzaga	77	27-58	.466	.485	.440	7-23	.304	16-23	.696	4-27-31	19	10	12	5	5	
Carolina, W	72	26-51	.510	.433	.619	5-14	.357	15-16	.938	6-21-27	19</					



2007-08 GAME-BY-GAME STATS



	PTS	FG	FG%	1st	2nd	3FG	3FG%	FT	FT%	O-D-REB	PF	A	T0	B	ST	OT FG%
Carolina, W	72	24-52	.462	.577	.346	4-13	.308	20-28	.714	6-34-40	20	12	19	3	4	
at Davidson	68	26-67	.388	.382	.394	4-22	.182	12-15	.800	8-25-33	24	14	12	4	7	
Carolina, W	107	32-63	.508	.469	.548	10-24	.417	33-46	.717	18-28-47	22	21	21	3	16	
Iona	72	25-54	.464	.333	.567	9-23	.391	13-20	.650	4-18-22	33	14	23	2	10	
Carolina, W	110	36-67	.537	.474	.621	9-22	.409	29-39	.744	17-25-42	20	24	18	7	15	
South Carolina State	64	23-57	.404	.419	.385	7-11	.636	11-22	.500	13-18-31	31	13	32	7	11	
Carolina, W	99	39-55	.709	.680	.733	7-11	.636	14-22	.636	9-15-24	14	12	9	1	7	
vs. ODU	82	31-56	.554	.500	.615	10-23	.435	10-15	.667	15-15-30	18	12	18	3	3	
Carolina, W	73	24-59	.407	.433	.379	2-11	.182	23-30	.767	13-26-39	13	6	10	3	9	
vs. BYU	63	25-62	.403	.423	.389	7-23	.304	6-9	.667	14-29-43	24	6	21	2	4	
Carolina, W	66	27-71	.380	.324	.441	5-18	.278	7-14	.500	18-40-58	13	13	11	5	2	
at Ohio State	55	19-70	.271	.314	.229	10-33	.303	7-9	.778	12-30-42	14	9	10	9	7	
Carolina, W	86	26-61	.426	.324	.556	7-14	.500	27-34	.794	16-26-42	19	13	13	5	12	
at Kentucky	77	26-58	.448	.467	.429	7-17	.412	18-22	.818	10-21-31	25	11	19	5	7	
Carolina, W	106	43-75	.573	.500	.667	2-7	.286	18-26	.692	20-29-49	16	16	19	3	13	
at Penn	71	30-63	.476	.567	.394	3-19	.158	8-15	.533	7-17-24	18	14	22	4	10	
Carolina, W	93	34-80	.425	.432	.419	6-15	.400	19-21	.905	22-30-52	20	15	12	5	14	
at Rutgers	71	25-65	.385	.357	.405	4-17	.235	17-26	.654	15-25-40	18	8	20	7	3	
Carolina, W	88	28-58	.483	.517	.448	3-12	.250	29-39	.744	15-22-37	14	16	13	2	6	
Nicholls State	78	26-55	.473	.414	.538	14-28	.500	12-14	.857	7-23-30	27	20	15	0	7	
Carolina, W	105	44-77	.571	.541	.600	3-16	.188	14-24	.583	21-36-57	10	25	16	5	12	
UCSB	70	28-78	.359	.419	.319	10-26	.385	4-4	1.000	13-17-30	17	10	17	6	11	
Carolina, W	106	38-71	.535	.450	.645	9-18	.500	21-25	.840	14-31-45	13	23	16	3	12	
Nevada	70	29-70	.414	.429	.400	3-20	.150	9-11	.818	10-23-33	20	8	20	7	10	
Carolina, W	90	33-65	.508	.533	.486	9-21	.429	15-20	.750	12-35-47	13	23	11	12	11	
Valparaiso	58	23-65	.354	.364	.344	9-29	.310	3-10	.300	11-20-31	17	10	15	4	6	
Carolina, W	90	34-65	.523	.500	.545	5-13	.385	17-20	.850	17-23-40	7	18	16	5	9	
Kent State	61	27-68	.397	.500	.325	3-18	.167	4-5	.800	17-13-30	18	18	19	6	10	
Carolina, W (OT)	90	30-72	.417	.368	.471	6-16	.375	24-30	.800	16-34-50	20	18	19	1	6	.250
at Clemson	88	34-79	.430	.375	.487	6-24	.250	14-27	.519	17-28-45	23	15	14	11	11	.400
Carolina, W	93	33-77	.429	.435	.419	7-19	.368	20-26	.769	19-26-45	15	20	9	1	11	
UNC Asheville	81	33-62	.532	.586	.485	7-19	.368	8-15	.533	8-26-34	17	16	18	6	5	
Carolina, W	93	36-74	.486	.429	.538	6-11	.545	15-18	.833	18-32-50	18	27	12	9	8	
NC State	62	24-65	.369	.176	.581	4-15	.267	10-16	.625	13-21-34	13	18	17	3	8	
Carolina W	83	30-63	.476	.559	.379	2-10	.200	21-26	.808	16-24-40	14	12	15	4	10	
at Georgia Tech	82	33-73	.452	.513	.382	8-21	.381	8-10	.800	17-21-38	18	17	12	5	8	
Carolina, L	80	30-79	.380	.351	.405	7-23	.304	13-15	.867	21-25-46	19	16	10	3	3	
Maryland	82	30-64	.469	.486	.444	6-16	.375	16-20	.800	11-27-38	16	20	10	5	5	
Carolina, W	98	36-75	.480	.415	.559	4-10	.400	22-24	.917	20-20-40	19	13	7	3	8	
at Miami	82	30-61	.492	.500	.484	9-22	.409	13-15	.867	13-19-32	21	17	17	4	4	
Carolina, W	91	35-68	.515	.600	.447	4-16	.250	17-25	.680	13-31-44	17	25	13	3	12	
Boston College	69	25-59	.424	.429	.419	7-24	.292	12-19	.632	6-22-28	21	18	17	4	8	
Carolina, W (OT)	84	26-61	.426	.440	.417	5-13	.385	27-33	.818	18-36-54	19	9	21	5	4	.429
at FSU	73	28-70	.400	.344	.447	6-31	.194	11-15	.733	7-19-26	27	10	10	4	14	.143
Carolina, L	78	28-69	.406	.485	.333	3-17	.176	19-30	.633	20-29-49	26	17	20	4	3	
Duke	89	30-66	.455	.421	.500	13-29	.448	16-27	.593	11-27-38	24	16	15	6	11	
Carolina, W (2 OT)	103	32-73	.438	.379	.477	8-18	.444	31-36	.861	17-31-48	14	18	20	7	8	.444
Clemson	93	40-89	.449	.500	.371	12-28	.429	1-7	.143	18-27-45	31	22	22	8	13	.250
Carolina, W	75	31-59	.525	.533	.517	6-16	.375	7-12	.583	11-32-43	16	12	17	5	2	
at Virginia	74	28-74	.378	.367	.386	9-31	.290	9-11	.818	15-21-36	15	12	7	3	8	
Carolina, W	92	32-64	.500	.472	.536	6-14	.429	22-29	.759	18-36-54	17	20	19	7	8	
Virginia Tech	53	14-54	.259	.259	.259	4-18	.222	21-28	.750	8-16-24	27	11	21	7	11	
Carolina, W	84	34-64	.531	.469	.594	3-6	.500	13-18	.722	14-21-35	17	11	11	2	9	
at NC State	70	25-51	.490	.522	.464	6-19	.316	14-20	.700	9-19-28	15	18	18	4	6	
Carolina, W	89	28-50	.560	.593	.522	7-14	.500	26-34	.765	9-29-38	18	17	20	5	11	
Wake Forest	73	29-60	.483	.485	.481	7-20	.350	8-17	.471	8-16-24	24	14	18	5	8	
Carolina, W	90	30-59	.508	.393	.613	7-16	.438	23-26	.885	12-20-32	20	14	9	4	8	
at Boston College	80	27-54	.500	.607	.385	9-19	.474	17-23	.739	10-19-29	21	15	11	6	4	
Carolina, W	90	31-57	.544	.400	.704	6-16	.375	22-29	.759	14-27-41	21	22	14	3	3	
Florida State	77	27-63	.429	.393	.457	6-24	.250	17-25	.680	12-14-26	25	8	8	2	7	
Carolina, W	76	31-76	.408	.447	.368	5-11	.455	9-12	.750	20-33-53	13	12	12	15	6	
at Duke	68	25-76	.329	.313	.341	10-29	.345	8-9	.889	19-25-44	15	13	13	7	3	
Carolina, W	82	30-57	.526	.467	.593	6-13	.462	16-24	.667	9-21-30	19	19	10	2	3	
FSU (ACC)	70	27-55	.491	.423	.552	10-21	.476	6-12	.500	10-20-30	20	14	16	3	8	
Carolina, W	68	24-60	.400	.419	.379	5-14	.357	15-19	.789	12-31-43	19	7	17	6	9	
Virginia Tech (ACC)	66	23-58	.397	.400	.391	5-17	.294	15-20	.750	7-26-33	19	11	12	4	12	
Carolina, W	86	34-69	.493	.436	.567	4-10	.400	14-24	.583	19-30-49	22	16	20	4	9	
Clemson	81	29-69	.420	.400	.441	9-26	.346	14-26	.538	15-19-34	20	14	17	10	14	
Carolina, W	113	43-71	.606	.579	.636	7-16	.438	20-25	.800	18-30-48	16	25	9	4	11	
Mt. St. Mary's (NCAA)	79	28-65	.431	.486	.367	7-22	.318	11-14	.786	9-13-22	18	16	15	1	7	
Carolina, W	108	44-65	.677	.613	.735	8-16	.500	12-17	.706	11-21-32	18	28	7	5	3	
Arkansas	77	28-59	.475	.357	.581	5-18	.278	16-23	.696	14-13-27	13	11	9	3	5	
Carolina, W	68	25-58	.431	.481	.387	5-15	.333	13-19	.684	14-32-46	16	11	13	5	5	
Washington State	47	18-57	.316	.346	.290	2-16	.125	9-15	.600	9-23-32	18	9	10	5	6	
Carolina, W	83	31-58	.534	.581	.481	3-11	.273	18-21	.857	15-18-33	17	16	14	0	9	
Louisville	73	29-55	.527	.519	.536	6-19	.316	9-16	.563	13-14-27	19	15	19	5	7	
Carolina, L	66	24-67	.358	.290	.417	5-24	.208	13-15	.867	13-20-33	14	7	18	3	7	
Kansas	84	34-64	.531	.545	.516	5-15	.333	11-14	.786	11-31-42	21	17	19	9		



2006-07 GAME-BY-GAME STATS



	PTS	FG	FG%	1st	2nd	3FG	3FG%	FT	FT%	O-D-REB	PF	A	TO	B	ST	OT FG%
Carolina, W	103	40-68	.588	.545	.629	6-14	.429	17-28	.607	12-28-40	14	23	12	3	6	
vs. Sacred Heart	81	31-72	.431	.424	.436	12-29	.414	7-12	.583	13-24-37	24	21	15	2	8	
Carolina, W	73	29-56	.518	.500	.533	4-16	.250	11-19	.579	12-27-39	10	15	17	3	8	
vs. Winthrop	66	26-69	.377	.455	.306	14-38	.368	0-1	.000	16-20-36	22	19	18	1	6	
Carolina, W	103	35-66	.530	.583	.467	6-16	.375	27-33	.818	19-39-58	14	19	21	4	12	
vs. Gardner-Webb	50	19-67	.284	.269	.293	7-33	.212	5-7	.714	8-12-20	26	10	21	2	9	
Carolina, L	74	25-68	.368	.424	.314	6-27	.222	18-30	.600	16-26-42	18	11	12	4	6	
vs. Gonzaga	82	32-62	.516	.471	.571	8-15	.533	10-13	.769	7-36-43	26	17	17	4	1	
Carolina, W	101	35-63	.556	.579	.520	6-11	.545	25-33	.758	18-36-54	23	22	24	4	6	
vs. Tennessee	87	28-73	.384	.314	.447	15-31	.484	16-32	.500	16-14-30	26	18	11	4	10	
Carolina, W	98	34-64	.531	.429	.655	8-18	.444	22-34	.647	16-25-41	13	19	11	7	10	
Ohio State	89	34-65	.523	.545	.500	13-26	.500	8-13	.615	9-18-27	23	18	15	3	5	
Carolina, W	75	25-67	.373	.353	.394	9-21	.429	16-22	.727	15-21-36	20	20	9	4	10	
Kentucky	63	25-54	.463	.393	.538	3-15	.200	10-17	.588	12-30-42	19	13	22	4	5	
Carolina, W	94	35-55	.636	.655	.615	4-13	.308	20-31	.645	16-27-43	13	25	14	4	6	
High Point	69	30-69	.435	.371	.500	6-24	.250	3-6	.500	14-11-25	25	16	10	1	8	
Carolina, W	93	36-75	.480	.526	.432	6-15	.400	15-22	.682	19-31-50	19	24	12	5	10	
UNC Asheville	62	19-56	.339	.462	.233	5-18	.278	19-26	.731	10-24-34	20	10	18	6	8	
Carolina, W	105	37-56	.661	.741	.586	7-15	.467	24-30	.800	8-30-38	12	23	15	4	12	
Florida Atlantic	52	20-56	.357	.240	.452	6-22	.273	6-11	.545	9-15-24	19	12	24	4	8	
Carolina, W	69	25-59	.424	.294	.600	7-15	.467	12-18	.667	14-27-41	14	18	8	7	7	
at Saint Louis	48	19-52	.365	.333	.400	1-11	.091	9-11	.818	7-24-31	19	6	12	3	4	
Carolina, W	87	33-60	.550	.448	.645	8-15	.533	13-18	.722	13-26-39	12	27	11	6	8	
Rutgers	48	21-58	.362	.286	.433	1-14	.071	5-10	.500	14-16-30	15	6	18	4	5	
Carolina, W	81	31-58	.534	.500	.567	7-17	.412	12-18	.667	11-33-44	17	23	21	8	10	
Dayton	51	18-59	.305	.219	.407	6-17	.353	9-14	.643	11-20-31	21	14	21	2	13	
Carolina, W	102	37-68	.544	.469	.611	8-17	.471	20-26	.769	13-23-36	17	23	10	5	11	
Penn	64	25-59	.424	.565	.333	5-20	.250	9-15	.600	12-19-31	22	18	21	4	5	
Carolina, W	84	33-70	.471	.412	.528	4-17	.235	14-16	.875	16-31-47	14	22	10	3	7	
Florida State	58	22-64	.344	.400	.294	4-15	.267	10-15	.667	13-22-35	16	14	11	5	6	
Carolina, W	79	25-66	.379	.378	.379	3-13	.379	26-41	.634	21-26-47	15	16	10	6	12	
Virginia	69	26-59	.441	.441	.440	9-25	.360	8-11	.727	8-26-34	27	16	18	1	4	
Carolina, L	88	32-73	.438	.484	.405	8-26	.308	16-29	.552	24-23-47	25	16	17	4	7	
at Virginia Tech	94	30-57	.526	.515	.542	7-13	.538	27-38	.711	9-24-33	27	14	11	5	14	
Carolina, W	77	31-60	.517	.516	.517	3-8	.375	12-17	.706	11-36-47	21	17	22	6	11	
at Clemson	55	23-68	.338	.352	.324	4-19	.211	5-19	.263	18-20-38	14	9	19	12	20	
Carolina, W	77	26-55	.473	.464	.481	6-12	.500	19-27	.704	13-22-35	11	15	19	5	10	
Georgia Tech	61	25-60	.417	.345	.484	5-17	.294	6-10	.600	13-21-34	23	9	21	4	12	
Carolina, W	88	33-58	.569	.567	.571	7-19	.368	15-21	.714	7-37-44	18	17	19	8	10	
at Wake Forest	60	23-71	.324	.389	.257	9-29	.310	5-16	.313	18-20-38	21	11	19	1	10	
Carolina, W	92	39-76	.513	.462	.568	5-22	.227	9-13	.692	11-32-43	24	15	12	1	9	
at Arizona	64	20-59	.339	.357	.323	1-23	.043	23-32	.719	14-29-43	14	10	20	5	5	
Carolina, W	105	36-64	.562	.500	.611	12-24	.500	21-27	.778	14-35-49	16	26	16	7	7	
Miami	64	22-62	.355	.357	.353	8-19	.421	12-17	.706	7-17-24	21	10	12	2	9	
Carolina, L	79	30-62	.484	.538	.444	4-15	.267	15-20	.750	11-14-25	25	15	12	1	11	
at NC State	83	26-43	.605	.500	.765	8-15	.533	23-32	.719	7-24-31	21	19	22	7	9	
Carolina, W	79	31-61	.508	.441	.593	3-12	.250	14-18	.778	10-29-39	17	14	13	6	7	
at Duke	73	27-63	.429	.419	.438	7-18	.389	12-19	.632	11-22-33	18	10	16	9	8	
Carolina, W	104	34-64	.531	.607	.472	8-21	.381	28-34	.824	12-31-43	17	24	13	5	8	
Wake Forest	67	24-65	.369	.324	.419	5-17	.294	14-19	.737	12-21-33	26	12	17	2	7	
Carolina, L (OT)	80	26-65	.400	.433	.414	3-17	.176	25-37	.676	14-31-45	21	11	9	3	5	.167
Virginia Tech	81	27-71	.380	.324	.448	5-13	.385	22-30	.733	15-28-43	23	11	10	4	6	.400
Carolina, W	77	28-54	.519	.531	.500	5-11	.455	16-20	.800	13-20-33	16	18	16	5	5	
at Boston College	72	28-54	.519	.591	.469	5-18	.278	11-21	.524	11-14-25	17	13	13	5	8	
Carolina, W	83	31-62	.500	.517	.485	5-11	.455	16-22	.727	16-25-41	16	19	13	6	9	
NC State	64	21-40	.420	.429	.409	8-17	.471	14-17	.824	5-18-23	18	11	17	5	5	
Carolina, L	87	36-75	.480	.486	.475	7-20	.350	8-17	.471	14-19-33	25	22	10	4	10	
at Maryland	89	33-66	.500	.395	.643	3-12	.250	20-26	.769	17-29-46	16	19	17	8	4	
Carolina, L	77	24-49	.490	.560	.417	3-14	.214	26-38	.684	9-20-29	18	17	15	3	7	
at Georgia Tech	84	32-62	.516	.618	.393	10-22	.455	10-15	.667	13-22-35	28	19	16	5	9	
Carolina, W	86	31-62	.500	.548	.452	2-9	.222	22-27	.815	11-27-38	20	18	11	5	8	
Duke	72	27-64	.422	.353	.500	7-23	.304	11-16	.688	13-22-35	24	11	15	2	6	
Carolina, W	73	27-51	.529	.464	.609	6-14	.429	13-25	.520	8-29-37	19	14	19	5	7	
vs. Florida State (ACC)	58	17-55	.309	.320	.300	7-21	.333	17-20	.850	10-21-31	23	9	17	4	12	
Carolina, W	71	30-62	.484	.500	.469	4-13	.308	7-9	.778	16-25-41	15	18	9	3	4	
vs. Boston College	56	19-55	.345	.241	.462	7-17	.412	11-16	.688	11-16-27	13	8	7	3	4	
Carolina, W	89	30-52	.577	.607	.542	6-10	.600	23-24	.958	6-18-24	19	12	10	1	9	
vs. NC State	80	29-53	.547	.500	.593	6-14	.429	16-19	.842	8-16-24	18	11	15	1	5	
Carolina, W	86	37-57	.649	.667	.630	6-13	.462	6-11	.545	11-27-38	8	24	22	6	7	
vs. E. Kentucky (NCAA)	65	28-59	.475	.483	.467	6-22	.273	3-6	.500	6-10-16	13	14	16	1	12	
Carolina, W	81	25-52	.481	.469	.500	6-16	.375	25-34	.735	14-26-40	17					



2005-06 GAME-BY-GAME STATS



	PTS	FG	FG%	1st	2nd	3FG	3FG%	FT	FT%	O-D-REB	PF	A	TO	B	ST
Carolina, W	83	31-56	.554	.556	.552	5-15	.333	16-26	.615	11-17-28	12	22	20	0	14
vs. Gardner-Webb	80	29-58	.500	.586	.414	10-27	.370	12-15	.800	10-17-27	21	16	23	0	14
Carolina, W	112	38-70	.543	.514	.571	6-18	.333	30-46	.652	24-36-60	14	22	17	9	12
vs. Cleveland State	55	23-71	.324	.257	.389	4-13	.308	5-9	.556	14-13-27	34	9	23	1	13
Carolina, W	83	31-61	.508	.536	.485	5-12	.417	16-30	.533	20-24-44	12	20	17	2	13
vs. UC Santa Barbara	66	24-58	.414	.400	.429	10-24	.417	8-14	.571	11-16-27	26	13	19	3	11
Carolina, L	64	23-51	.451	.556	.333	2-13	.154	16-23	.696	11-18-29	16	12	16	5	12
vs. Illinois	68	25-54	.463	.467	.458	8-21	.381	10-17	.588	13-20-33	20	14	18	2	12
Carolina, W	83	26-60	.433	.400	.467	10-27	.370	21-28	.750	15-22-37	18	10	11	2	2
at Kentucky	79	28-55	.509	.478	.531	7-21	.333	16-24	.667	8-22-30	21	12	11	1	5
Carolina, W	75	30-59	.508	.448	.567	7-19	.368	8-13	.615	10-24-34	12	23	10	2	8
vs. Saint Louis	63	25-58	.431	.481	.387	9-16	.562	4-6	.667	10-22-32	18	16	13	3	4
Carolina, W	76	25-50	.500	.462	.542	6-17	.353	20-28	.714	11-26-37	16	17	15	5	9
vs. Santa Clara	58	23-68	.338	.345	.333	6-22	.273	6-10	.600	22-18-40	23	15	15	0	5
Carolina, L	59	20-54	.370	.545	.250	7-23	.304	12-23	.522	15-23-38	17	13	25	2	7
at USC	74	28-58	.483	.400	.571	12-21	.571	6-13	.462	11-23-34	22	21	19	7	16
Carolina, W	89	30-67	.448	.528	.355	3-13	.231	26-33	.788	16-35-51	10	21	18	7	20
vs. UNC Asheville	47	19-64	.297	.375	.250	2-15	.133	7-11	.636	13-25-38	24	12	29	6	13
Carolina, W	82	30-63	.476	.438	.516	3-10	.300	19-30	.633	17-37-54	20	23	20	9	13
vs. Davidson	58	21-65	.323	.267	.371	7-22	.318	9-13	.692	10-21-31	25	12	20	3	9
Carolina, W	82	25-47	.532	.458	.609	6-13	.462	26-28	.929	6-28-34	19	19	18	3	10
vs. NC State	69	25-61	.410	.438	.379	8-20	.400	11-14	.786	10-16-26	20	13	15	2	12
Carolina, W	64	22-46	.478	.400	.625	7-15	.467	13-20	.650	12-27-39	19	14	25	3	4
at Virginia Tech	61	24-59	.407	.370	.438	3-13	.231	10-19	.526	11-15-26	19	9	12	3	13
Carolina, L	70	22-55	.400	.333	.452	8-25	.320	18-20	.900	11-23-34	24	17	17	5	1
vs. Miami	81	24-64	.375	.367	.382	7-19	.368	26-34	.765	21-22-43	17	8	10	3	9
Carolina, L	68	25-69	.362	.367	.359	8-26	.308	10-14	.714	19-26-45	21	16	14	3	6
at Virginia	72	22-58	.379	.370	.387	5-19	.263	23-29	.793	10-27-37	17	10	10	12	6
Carolina, W	81	30-54	.556	.593	.519	13-21	.619	8-13	.615	11-19-30	20	19	23	1	6
at Florida State	80	28-56	.500	.594	.375	7-19	.368	17-22	.773	10-16-26	15	13	14	4	8
Carolina, L	74	24-50	.480	.435	.519	9-21	.429	17-22	.773	12-19-31	23	18	19	4	5
vs. Boston College	81	32-59	.542	.581	.500	6-15	.400	11-20	.550	11-16-27	24	23	9	3	9
Carolina, W	86	34-60	.567	.552	.581	9-17	.529	9-14	.643	10-28-38	11	23	13	4	5
vs. Arizona	69	29-68	.426	.395	.467	6-19	.316	5-7	.714	13-17-30	15	12	12	3	9
Carolina, W	77	28-62	.452	.444	.457	9-22	.409	12-17	.706	14-38-52	19	22	24	7	5
at Maryland	62	25-72	.347	.421	.265	3-16	.188	9-17	.529	15-19-34	15	13	12	6	11
Carolina, W	76	25-50	.500	.520	.480	3-12	.250	23-29	.793	14-25-39	15	15	21	4	10
vs. Clemson	61	25-63	.397	.367	.424	4-18	.222	7-9	.778	14-15-29	25	9	19	2	11
Carolina, L	83	27-67	.403	.333	.484	6-15	.400	23-29	.793	22-23-45	21	14	21	4	8
vs. Duke	87	29-59	.492	.484	.500	10-20	.500	19-24	.792	7-19-26	24	14	16	5	13
Carolina, W	80	31-56	.554	.533	.577	8-18	.444	10-17	.588	17-16-33	17	12	13	4	6
at Miami	70	24-50	.480	.500	.458	4-18	.222	18-20	.900	10-12-22	14	8	11	3	7
Carolina, W	82	28-56	.500	.419	.600	3-15	.200	23-35	.657	13-22-35	16	20	13	1	8
vs. Georgia Tech	75	27-53	.509	.613	.364	9-17	.529	12-19	.632	6-22-28	31	13	20	4	8
Carolina, W	83	26-52	.500	.458	.536	7-19	.368	24-30	.800	10-25-35	18	14	14	2	7
at Wake Forest	72	29-67	.433	.459	.400	8-21	.381	6-10	.600	15-18-33	22	16	13	6	5
Carolina, W	95	37-69	.536	.472	.606	10-26	.385	11-17	.647	19-24-43	22	24	6	3	3
at NC State	71	23-52	.442	.522	.379	6-25	.240	19-23	.826	8-18-26	16	13	8	1	3
Carolina, W	81	30-73	.411	.378	.444	7-16	.438	14-22	.636	20-34-54	19	21	17	4	12
vs. Maryland	57	19-68	.279	.270	.290	2-10	.200	17-24	.708	18-27-45	21	13	17	10	8
Carolina, W	99	35-59	.593	.548	.643	11-20	.550	18-25	.720	12-33-45	13	24	10	8	2
vs. Virginia	54	22-68	.324	.312	.333	4-24	.167	6-8	.750	14-14-28	18	12	12	2	4
Carolina, W	83	30-68	.441	.424	.457	5-16	.313	18-23	.783	12-33-45	17	16	16	7	7
at Duke	76	29-70	.414	.412	.417	7-26	.269	11-15	.733	10-28-38	19	17	16	9	10
Carolina, W	79	25-49	.510	.464	.571	5-14	.357	24-33	.727	9-34-43	25	16	15	3	6
vs. Virginia (ACC)	67	17-61	.279	.314	.231	7-25	.280	26-29	.897	13-23-36	27	9	9	2	10
Carolina, L	82	30-64	.469	.500	.438	12-27	.444	10-16	.625	14-14-28	18	14	14	1	8
vs. Boston College	85	33-54	.611	.667	.567	8-16	.500	11-16	.688	11-25-36	19	22	19	4	8
Carolina, W	69	22-48	.458	.391	.520	5-18	.278	20-25	.800	12-25-37	12	15	17	3	10
vs. Murray State (NCAA)	65	25-65	.385	.324	.464	7-27	.259	8-12	.667	17-16-33	19	5	13	2	9
Carolina, L	60	23-64	.359	.343	.379	10-30	.333	4-4	1.000	13-27-40	15	16	13	10	3
vs. George Mason	65	23-58	.397	.281	.538	4-16	.250	15-19	.789	11-27-38	8	14	8	2	7



2004-05 GAME-BY-GAME STATS



	PTS	FG	FG%	1st	2nd	3FG	3FG%	FT	FT%	O-D-REB	PF	A	TO	B	ST
Carolina, L	66	23-63	.365	.290	.438	6-18	.333	14-24	.583	18-16-34	23	19	16	3	5
vs. Santa Clara	77	25-50	.500	.429	.591	6-17	.353	21-29	.724	14-24-38	24	12	19	3	4
Carolina, W	86	30-69	.435	.472	.394	8-26	.308	18-23	.783	14-28-42	17	19	12	1	15
vs. BYU	50	18-57	.316	.185	.433	6-23	.261	8-14	.571	15-28-43	21	8	27	4	7
Carolina, W	94	30-51	.588	.654	.520	8-16	.500	26-37	.703	8-25-33	19	20	22	3	6
vs. Tennessee	81	27-62	.435	.367	.500	11-27	.407	16-18	.889	11-17-28	27	11	21	3	13
Carolina, W	106	39-74	.527	.579	.472	10-17	.588	18-24	.750	11-22-33	23	23	11	4	12
vs. Iowa	92	29-53	.547	.444	.654	14-24	.583	20-28	.714	7-28-35	23	19	22	12	7
Carolina, W	97	35-61	.574	.550	.619	4-15	.267	23-37	.622	12-28-40	15	28	20	2	15
USC	65	24-68	.353	.355	.351	5-21	.238	12-16	.750	19-20-39	28	16	28	2	16
Carolina, W	70	22-54	.407	.353	.500	8-18	.444	18-24	.750	13-30-43	19	12	23	7	12
at Indiana	63	22-65	.338	.313	.364	11-32	.344	8-15	.533	19-21-40	21	13	21	8	9
Carolina, W	91	29-59	.492	.484	.500	6-13	.462	27-40	.675	15-36-51	16	18	20	2	9
Kentucky	78	30-70	.429	.433	.425	10-25	.400	8-16	.500	9-21-30	31	19	15	9	11
Carolina, W	109	38-66	.576	.676	.469	10-18	.556	23-27	.852	20-23-43	14	24	16	1	13
Loyola (Ill.)	60	23-61	.377	.519	.265	7-24	.292	7-9	.778	14-11-25	26	13	21	5	14
Carolina, W	85	31-48	.646	.652	.640	7-14	.500	16-21	.762	7-27-34	15	17	22	9	13
at Virginia Tech	51	21-58	.362	.355	.370	6-18	.333	3-11	.273	11-13-24	17	10	20	4	8
Carolina, W	93	32-60	.533	.467	.600	7-17	.412	22-28	.786	9-31-40	16	22	14	2	16
Vermont	65	23-58	.397	.308	.469	12-33	.364	7-14	.500	9-22-31	22	18	23	3	7
Carolina, W	96	30-51	.588	.581	.600	11-19	.579	25-37	.676	6-33-39	20	28	19	3	9
UNC Wilmington	75	27-65	.415	.370	.447	9-23	.391	12-17	.706	8-23-31	31	16	19	2	10
Carolina, W	107	41-72	.569	.568	.571	9-20	.450	16-25	.640	18-25-43	14	26	19	7	19
Cleveland State	64	24-58	.414	.625	.265	6-23	.261	10-15	.667	12-18-30	22	16	31	3	10
Carolina, W	105	35-61	.574	.514	.654	10-26	.385	25-30	.833	14-24-38	12	27	12	8	9
William & Mary	66	25-59	.424	.462	.394	5-22	.227	11-12	.917	10-14-24	24	18	19	2	5
Carolina, W	109	39-69	.565	.581	.553	10-20	.500	21-25	.840	13-36-49	17	27	24	8	8
Maryland	75	27-71	.380	.433	.341	2-22	.091	19-26	.731	9-19-28	20	11	17	3	14
Carolina, W	91	28-68	.412	.370	.500	9-22	.409	26-35	.743	20-32-52	21	24	19	7	10
Georgia Tech	69	21-57	.368	.269	.452	3-17	.176	24-34	.706	8-25-33	23	8	19	7	14
Carolina, L	82	27-67	.403	.344	.457	7-25	.280	21-26	.808	17-21-38	28	15	16	3	6
at Wake Forest	95	27-62	.435	.393	.471	9-21	.429	32-32	1.000	14-25-39	23	14	14	6	11
Carolina, W	77	28-55	.509	.478	.531	6-15	.400	15-23	.652	13-28-41	19	16	23	2	11
at Clemson	58	20-60	.333	.355	.310	5-19	.263	13-21	.619	13-20-33	20	12	20	6	10
Carolina, W	87	29-60	.483	.423	.529	5-20	.250	24-31	.774	12-32-44	15	20	19	5	12
Miami	67	24-67	.358	.294	.424	6-22	.273	13-17	.765	10-23-33	21	10	17	6	15
Carolina, W	110	39-65	.600	.656	.545	14-23	.609	18-28	.643	11-34-45	21	26	17	1	10
at Virginia	76	25-64	.391	.250	.500	10-29	.345	16-21	.762	6-20-26	20	13	17	4	4
Carolina, W	95	33-55	.600	.655	.538	7-14	.500	22-28	.786	9-24-33	21	22	9	6	11
NC State	71	25-64	.391	.412	.367	5-22	.227	16-24	.667	18-16-34	20	14	13	4	6
Carolina, W	81	26-65	.400	.393	.405	8-22	.364	21-28	.750	18-20-38	19	12	9	3	13
at Florida State	60	20-48	.417	.333	.500	9-21	.429	11-15	.733	8-23-31	22	12	22	1	4
Carolina, L	70	25-57	.439	.333	.556	3-14	.214	17-23	.739	17-26-43	20	10	23	4	4
at Duke	71	20-56	.357	.406	.292	10-25	.400	21-22	.955	10-18-28	19	12	15	6	17
Carolina, W	77	30-74	.405	.343	.462	7-23	.304	10-15	.667	15-22-37	17	19	11	1	13
at Connecticut	70	27-62	.435	.393	.471	5-14	.357	11-19	.579	16-33-49	15	11	22	16	5
Carolina, W	85	31-57	.544	.538	.548	5-15	.333	18-28	.643	14-24-38	19	14	16	2	8
Virginia	61	20-52	.385	.296	.480	5-21	.238	16-21	.762	9-17-26	23	9	17	2	12
at Carolina, W	88	33-65	.508	.581	.441	1-9	.111	21-29	.724	12-32-44	19	20	19	4	16
Clemson	56	21-63	.333	.300	.364	3-15	.200	11-20	.550	16-21-37	11	11	27	9	10
Carolina, W	81	26-53	.491	.481	.500	10-21	.476	19-23	.826	12-21-33	14	17	11	3	5
at NC State	71	24-53	.453	.435	.467	12-27	.444	11-12	.917	7-16-23	19	14	13	4	5
Carolina, W	85	31-62	.500	.515	.483	9-22	.409	14-21	.667	16-28-44	15	18	17	6	8
at Maryland	83	30-71	.423	.361	.486	11-17	.647	12-13	.923	14-21-35	17	14	11	6	4
Carolina, W	91	34-59	.576	.533	.621	6-16	.375	17-23	.739	9-24-33	13	23	13	2	11
Florida State	76	29-60	.483	.600	.367	10-22	.455	8-10	.800	8-19-27	19	20	18	1	10
Carolina, W	75	27-67	.403	.500	.303	1-11	.091	20-26	.769	21-28-48	17	14	11	3	8
Duke	73	26-56	.464	.542	.406	11-29	.379	10-19	.526	8-22-30	20	17	12	7	6
Carolina, W (ACC)	88	21-54	.389	.367	.417	9-19	.474	37-47	.787	16-21-37	23	10	19	2	10
vs. Clemson	81	28-59	.475	.615	.364	5-17	.294	20-29	.690	12-21-33	29	10	19	6	12
Carolina, L	75	22-61	.361	.346	.371	8-24	.333	23-28	.821	17-23-40	21	9	15	5	5
vs. Georgia Tech	78	24-65	.369	.438	.303	7-19	.368	23-29	.793	21-26-47	24	10	11	7	3
Carolina, W (NCAA)	96	37-58	.638	.733	.536	12-19	.632	10-19	.526	15-24-39	13	27	15	3	9
vs. Oakland	68	25-58	.431	.448	.414	6-15	.400	12-18	.667	11-11-22	16	12	10	0	9
Carolina, W	92	31-65	.477	.432	.536	8-25	.320	22-37	.595	15-35-50	18	20	13	4	14
vs. Iowa State	65	27-76	.355	.429	.293	4-13	.308	7-17	.412	20-27-47	23	20	17	2	8
Carolina, W	67	20-48	.417	.379	.474	8-19	.421	19-24	.792	12-30-42	24	11	17	3	3
vs. Villanova	66	23-61	.377	.375	.379	8-28	.286	12-19	.632	14-19-33	21	7	9	5	5
Carolina, W	88	34-64	.531	.594	.469	5-16	.313	15-18	.833	12-21-33	15	19	9	5	5
vs. Wisconsin	82	30-61	.492	.500	.481	11-24	.458	11-13	.846	10-19-29	17	17	12	0	5
Carolina, W	87	35-71	.493	.375	.571	6-20	.300	11-17	.647	13-38-51	17	18	13	6	5
vs. Michigan State	71	25-74	.338	.375	.294	7-23	.304	14-18	.778	15-27-42	19	15	12	4	10
Carolina, W	75	27-52	.519	.552	.478	9-16	.563	12-19	.632	8-26-34	13	12	10	2	4
vs. Illinois	70	27-70	.386	.270	.515	12-40	.300	4-6	.667	17-22-39	18	18	8	1	8



2003-04 GAME-BY-GAME STATS



	PTS	FG	FG%	1st	2nd	3FG	3FG%	FT	FT%	O-D-REB	PF	A	TO	B	ST
Carolina, W	90	37-61	.607	.593	.618	1-8	.125	15-22	.682	9-28-37	12	25	15	9	13
Old Dominion	64	26-69	.377	.303	.444	10-29	.345	2-3	.667	15-17-32	20	18	22	2	7
Carolina, W	91	30-59	.508	.517	.500	8-22	.364	23-37	.622	10-24-34	21	17	14	2	10
at Davidson	68	22-52	.423	.364	.467	11-29	.379	13-18	.722	9-28-37	32	16	27	1	4
Carolina, W	82	31-74	.419	.444	.395	2-11	.182	18-28	.643	24-25-49	21	19	16	6	7
at Cleveland State	76	26-60	.433	.500	.382	9-27	.333	15-22	.682	12-26-38	26	16	20	6	9
Carolina, W	88	30-63	.476	.457	.500	6-16	.375	22-28	.786	12-29-41	15	19	13	5	8
vs. Illinois	81	34-75	.453	.483	.435	6-24	.250	7-18	.389	18-24-42	21	17	14	2	8
Carolina, W	115	39-64	.609	.556	.649	8-15	.533	29-38	.763	15-25-40	21	28	13	3	10
George Mason	81	27-60	.450	.484	.414	10-23	.435	17-20	.850	12-15-27	27	17	20	2	8
at Carolina, W	64	21-69	.304	.371	.235	4-21	.190	18-28	.643	25-28-53	10	11	14	9	10
Akron	53	24-64	.375	.353	.400	2-15	.133	3-5	.600	13-27-40	21	12	17	6	6
Carolina, L (3 OT)	114	44-90	.489	.645	.407	9-23	.391	17-31	.548	18-31-49	26	25	15	6	11
Wake Forest	119	46-90	.511	.545	.491	11-30	.367	16-31	.516	18-35-53	26	21	16	5	8
Carolina, W	71	24-61	.393	.250	.600	10-25	.400	13-24	.542	21-23-44	19	15	20	3	10
vs. UNC Wilmington	54	18-50	.360	.316	.387	6-19	.316	12-18	.667	12-24-36	23	10	26	1	11
Carolina, W	105	38-66	.576	.625	.529	8-13	.615	21-31	.677	11-23-34	14	29	13	5	19
Coastal Carolina	72	27-61	.443	.321	.545	9-23	.391	9-13	.692	13-23-36	24	17	28	0	7
Carolina, L	56	22-54	.407	.407	.407	5-17	.294	7-9	.778	11-25-36	14	10	20	4	6
at Kentucky	61	25-62	.403	.258	.548	5-18	.278	6-13	.462	16-20-36	13	12	13	4	7
Carolina, W	89	35-70	.500	.529	.472	3-17	.176	16-24	.667	21-31-52	21	24	22	2	13
Miami	64	24-64	.375	.406	.344	6-20	.300	10-17	.588	13-19-32	21	12	22	2	17
Carolina, W	103	35-71	.493	.525	.452	3-11	.273	30-44	.682	15-25-40	24	22	14	5	13
Georgia Tech	88	27-65	.415	.481	.368	7-22	.318	27-34	.794	14-29-43	28	13	24	4	10
Carolina, L	84	30-73	.411	.487	.324	7-19	.368	17-26	.654	21-18-39	24	20	16	8	12
at Maryland	90	31-57	.544	.545	.542	3-9	.333	25-35	.714	14-26-40	18	14	22	7	6
Carolina, W	86	29-66	.439	.400	.500	8-19	.421	20-27	.741	14-22-36	17	18	15	2	10
Connecticut	83	34-70	.486	.412	.556	7-20	.350	8-15	.533	18-25-43	20	23	21	11	9
Carolina, L (OT)	81	29-64	.453	.548	.458	12-29	.414	11-19	.579	13-18-31	16	18	16	2	10
at Florida State	90	33-59	.559	.538	.517	8-19	.421	16-22	.727	13-27-40	17	12	20	3	11
Carolina, W	96	34-65	.523	.447	.630	6-14	.429	22-30	.733	15-23-38	19	22	11	4	11
Virginia	77	25-53	.472	.500	.440	7-20	.350	20-23	.870	8-19-27	24	16	19	6	8
Carolina, W	68	23-52	.442	.448	.435	6-15	.400	16-20	.800	12-20-32	17	16	18	1	10
NC State	66	25-48	.521	.577	.455	8-21	.381	8-11	.727	5-20-25	18	13	20	1	13
Carolina, L	72	28-58	.483	.538	.438	6-19	.316	10-17	.588	11-16-27	25	12	14	3	11
at Clemson	81	25-45	.556	.552	.563	11-13	.846	20-33	.606	11-23-34	17	15	20	7	8
Carolina, L (OT)	81	32-74	.432	.500	.441	5-18	.278	12-17	.706	21-25-46	19	18	21	6	10
Duke	83	27-64	.422	.500	.333	7-21	.333	22-26	.846	14-25-39	17	18	18	6	4
Carolina, W	79	26-61	.426	.419	.433	7-25	.280	20-22	.909	17-21-38	21	14	12	2	4
at Wake Forest	73	25-56	.446	.407	.483	7-23	.304	16-21	.762	14-20-34	17	14	10	6	4
Carolina, L	77	29-71	.408	.364	.447	10-25	.400	9-19	.474	16-24-40	20	16	12	3	11
at Georgia Tech	88	26-54	.481	.375	.636	13-25	.520	23-28	.821	8-32-40	19	18	19	11	7
Carolina, W	97	28-51	.549	.581	.500	5-14	.357	36-50	.720	13-37-50	24	17	22	8	5
Maryland	86	30-78	.385	.300	.474	6-21	.286	20-30	.667	18-14-32	31	20	10	3	16
Carolina, W	78	24-55	.436	.500	.360	9-21	.429	21-37	.568	17-31-48	18	16	18	2	7
Florida State	71	23-56	.411	.333	.483	15-37	.405	10-19	.526	4-24-38	27	17	14	6	11
Carolina, L	72	29-63	.460	.517	.412	5-18	.278	9-12	.750	11-24-35	19	21	15	5	6
at Virginia	74	25-64	.391	.375	.406	9-24	.375	15-21	.714	18-23-41	13	14	16	3	4
Carolina, W	71	25-45	.556	.571	.529	8-16	.500	13-18	.722	6-30-36	12	15	17	3	5
at NC State	64	23-64	.359	.286	.448	8-34	.235	10-13	.769	13-17-30	16	11	7	2	8
Carolina, W	69	28-64	.438	.357	.500	11-23	.478	2-4	.500	13-16-29	11	18	11	4	13
Clemson	53	21-49	.429	.304	.538	7-17	.412	4-8	.500	13-21-34	12	11	23	4	7
Carolina, L	65	24-65	.369	.343	.400	5-22	.227	12-17	.706	20-23-43	17	15	16	2	6
at Duke	70	28-58	.483	.483	.483	3-11	.273	11-18	.611	9-22-31	18	12	12	6	8
Carolina, L	82	26-66	.394	.400	.387	5-18	.278	25-33	.758	18-25-43	22	14	15	4	8
vs. Georgia Tech (ACC)	83	28-57	.491	.519	.467	5-18	.278	22-26	.846	8-27-35	25	17	15	5	8
Carolina, W	63	22-53	.415	.323	.545	4-13	.308	15-18	.833	14-21-35	15	12	13	1	10
vs. Air Force (NCAA)	52	17-39	.436	.500	.381	8-25	.320	10-13	.769	2-19-21	15	15	16	2	7
Carolina, L	75	25-65	.385	.400	.367	9-28	.321	16-19	.842	16-20-36	21	14	11	1	6
vs. Texas	78	27-55	.491	.600	.360	5-13	.385	19-23	.826	9-26-35	19	10	11	1	6



2002-03 GAME-BY-GAME STATS



	PTS	FG	FG%	1st	2nd	3FG	3FG%	FT	FT%	O-D-REB	PF	A	TO	B	ST	OT FG%
Carolina, W	85	32-60	.533	.594	.464	5-15	.333	16-23	.696	12-34-46	12	18	14	4	8	
Penn State	55	21-71	.296	.289	.303	3-23	.130	10-11	.909	15-20-35	19	6	13	5	7	
Carolina, W	71	27-57	.474	.429	.517	5-14	.357	12-19	.632	14-30-44	13	19	20	5	8	
Rutgers	67	27-66	.409	.417	.400	9-22	.409	4-11	.364	12-19-31	20	10	15	4	11	
Carolina, W	67	25-52	.481	.600	.370	6-16	.375	11-13	.846	10-25-35	17	14	19	5	6	
at Old Dominion	59	19-65	.292	.286	.300	6-21	.286	15-22	.682	24-18-42	13	14	12	2	9	
Carolina, W	67	27-59	.458	.486	.417	4-18	.222	9-12	.750	7-21-28	12	10	13	11	14	
vs. Kansas	56	22-54	.407	.478	.355	2-9	.222	10-16	.625	14-27-41	13	11	21	3	6	
Carolina, W	74	28-57	.491	.500	.481	9-21	.429	9-17	.474	9-22-31	14	18	13	1	11	
vs. Stanford	57	20-59	.339	.375	.296	5-22	.227	12-15	.800	18-26-46	22	7	21	3	7	
Carolina, L	65	23-54	.426	.469	.364	3-15	.200	16-21	.762	11-21-32	19	12	19	3	4	
at Illinois	92	35-68	.515	.417	.625	10-22	.455	12-20	.600	15-22-37	18	23	11	3	12	
Carolina, L	81	32-66	.485	.500	.467	9-24	.375	8-16	.500	14-21-35	20	18	15	2	10	
vs. Kentucky	98	35-58	.603	.520	.667	10-16	.625	18-25	.720	7-23-30	17	15	16	6	7	
Carolina, W	80	29-61	.475	.364	.607	10-30	.333	12-14	.857	8-32-40	14	22	18	7	12	
Vermont	54	20-59	.339	.367	.310	6-21	.286	8-14	.571	11-25-36	15	11	23	2	9	
Carolina, W	69	28-77	.364	.275	.459	5-21	.238	8-12	.667	20-26-46	13	17	12	4	13	
at Florida State	48	21-55	.382	.464	.296	1-16	.063	5-7	.714	8-31-39	16	11	22	11	8	
Carolina, L	56	18-56	.321	.323	.320	8-25	.320	12-21	.571	16-27-43	19	13	23	2	10	
vs. Iona	65	24-55	.434	.310	.577	2-9	.222	15-19	.789	7-27-34	17	15	19	3	17	
Carolina, W	63	21-61	.344	.389	.280	6-18	.333	15-21	.714	12-28-40	18	14	11	6	9	
at St. John's	59	20-71	.282	.306	.257	5-17	.294	14-22	.636	25-29-54	19	7	14	3	6	
Carolina, L (OT)	61	21-67	.313	.306	.435	6-22	.273	13-20	.650	21-21-42	15	9	11	4	11	.000
at Miami	64	22-57	.386	.500	.346	6-26	.231	14-16	.875	15-28-43	18	12	17	14	6	.143
Carolina, W	79	24-61	.393	.394	.393	13-35	.371	18-25	.720	12-25-37	15	16	12	3	7	
Davidson	64	23-59	.390	.323	.464	9-27	.333	9-11	.818	10-27-37	21	15	18	1	3	
Carolina, L	72	29-72	.403	.353	.447	7-27	.259	7-13	.538	22-18-40	17	11	10	4	2	
at Virginia	79	28-57	.491	.576	.375	11-26	.423	12-16	.750	12-23-35	15	14	13	8	5	
Carolina, W	68	25-58	.431	.483	.379	7-19	.368	11-17	.647	13-22-35	19	14	16	2	7	
Clemson	66	26-60	.433	.517	.355	5-19	.263	9-16	.563	16-26-42	22	12	17	2	4	
Carolina, W	68	19-45	.422	.429	.412	9-19	.474	21-30	.700	5-25-30	14	14	18	4	10	
Connecticut	65	26-62	.419	.375	.467	6-23	.261	7-12	.583	12-24-36	22	15	19	8	6	
Carolina, L	66	23-66	.348	.345	.351	11-29	.379	9-12	.750	12-23-35	20	13	14	5	6	
Maryland	81	30-59	.508	.500	.520	7-18	.389	14-25	.560	13-32-45	13	15	15	9	8	
Carolina, L	77	23-57	.404	.385	.419	12-32	.375	19-24	.792	14-24-38	25	12	15	3	4	
at NC State	86	25-52	.481	.407	.560	12-23	.522	24-29	.828	5-22-27	17	19	9	2	9	
Carolina, L	68	23-59	.390	.406	.370	7-25	.280	15-21	.714	10-21-31	21	14	14	2	6	
at Georgia Tech	88	29-59	.492	.500	.480	9-19	.474	21-30	.700	13-30-43	19	22	14	8	10	
Carolina, L	75	25-67	.373	.286	.469	10-34	.294	15-23	.652	14-16-30	23	12	11	8	10	
Wake Forest	79	27-56	.482	.333	.654	3-14	.214	22-28	.786	16-31-47	18	9	21	6	3	
Carolina, L	74	27-61	.443	.615	.314	10-21	.476	10-19	.526	12-20-32	20	14	14	5	6	
at Duke	83	28-64	.438	.424	.452	10-25	.400	17-22	.773	17-26-43	21	13	16	4	11	
Carolina, W	61	18-49	.367	.346	.391	9-23	.391	16-24	.667	11-21-32	14	15	14	6	8	
Florida State	60	24-55	.436	.440	.433	7-20	.350	5-5	1.000	9-23-32	23	14	16	1	8	
Carolina, W	81	31-61	.508	.467	.548	10-22	.455	9-14	.643	10-24-34	15	20	13	6	10	
Virginia	67	24-63	.381	.290	.469	7-23	.304	12-17	.706	18-24-42	15	11	21	5	3	
Carolina, L	77	26-65	.400	.366	.458	12-34	.353	13-17	.765	10-27-37	23	17	11	3	11	
at Clemson	80	28-51	.549	.474	.594	7-16	.438	17-26	.654	18-24-42	18	12	19	2	8	
Carolina, W	93	34-63	.540	.563	.516	11-30	.367	14-21	.667	10-31-41	16	31	14	10	12	
NC A&T	57	22-63	.349	.267	.424	4-16	.250	9-20	.450	14-23-37	18	9	19	0	12	
Carolina, L	56	21-64	.328	.375	.281	7-31	.226	7-11	.636	14-18-32	14	14	20	6	9	
at Maryland	96	40-69	.580	.654	.535	10-17	.588	6-12	.500	16-32-48	19	28	15	7	14	
Carolina, L (OT)	67	26-56	.464	.409	.600	8-26	.308	7-19	.368	5-23-28	19	15	14	6	4	.222
NC State	75	23-55	.418	.440	.423	7-19	.368	22-22	1.000	9-34-43	17	14	19	5	8	.250
Carolina, W	67	23-49	.469	.500	.444	5-18	.278	16-23	.696	5-17-22	16	11	12	3	9	
Georgia Tech	66	28-56	.500	.467	.538	4-11	.364	6-10	.600	14-24-38	19	17	17	5	7	
Carolina, L	60	22-55	.400	.520	.300	11-29	.379	5-9	.556	7-21-28	23	12	18	3	8	
at Wake Forest	75	27-55	.491	.500	.481	7-14	.500	14-24	.583	12-28-40	12	15	14	3	8	
Carolina, W	82	33-59	.559	.613	.500	6-15	.400	10-15	.667	11-23-34	18	18	14	6	3	
Duke	79	32-71	.451	.448	.452	5-23	.217	10-14	.714	17-18-35	21	15	10	3	9	
Carolina, W	84	25-47	.532	.538	.524	11-23	.478	23-36	.639	11-29-40	17	21	23	6	7	
vs. Maryland	72	28-66	.424	.444	.400	6-19	.316	10-15	.667	12-18-30	24	20	17	3	16	
Carolina, L	63	21-49	.429	.423	.435	7-15	.467	14-20	.700	11-19-30	19	12	15	5	6	
vs. Duke	75	27-50	.540	.606	.412	8-15	.533	13-21	.619	8-22-30	19	16	12	6	9	
Carolina, W	83	30-55	.545	.444	.643	10-28	.357	13-21	.619	8-18-26	15	21	16	3	11	
DePaul	72	33-66	.500	.421	.607	4-9	.444	2-10	.200	19-22-41	21	17	20	0	6	
Carolina, W	90	34-66	.515	.545	.485	12-26	.462	10-13	.769	7-20-27	18	27	8	7	11	
Wyoming	74	26-58	.448	.353	.583	7-16	.438	15-18	.833	12-27-39	21	17	20	0	6	
Carolina, L	74	27-51	.529	.500	.556	9-22	.409	11-17	.647	5-20-25	17	16	18	3	10	
Georgetown	79	30-59	.508	.448	.567	5-15	.333	14-17	.824	9-20-29	19	15	15	4	11	



2001-02 GAME-BY-GAME STATS



	PTS	FG	FG%	1st	2nd	3FG	3FG%	FT	FT%	O-D-REB	PF	A	TO	B	ST	OT FG%
Carolina, L Hampton	69	29-67	.433	.324	.455	6-34	.176	11-16	.688	13-32-45	17	15	16	3	4	
Carolina, L Hampton	77	28-72	.389	.471	.316	6-24	.250	15-19	.789	10-34-44	18	8	10	4	8	
Carolina, L Davidson	54	18-60	.300	.381	.256	6-20	.300	12-19	.632	24-21-45	19	14	20	3	6	
Carolina, L Davidson	58	19-49	.388	.333	.455	7-18	.389	13-19	.684	13-22-35	20	12	17	1	9	
Carolina, L Indiana	66	22-60	.367	.440	.314	5-19	.263	17-23	.739	16-21-37	20	16	18	6	5	
Carolina, L Indiana	79	25-56	.446	.433	.462	9-26	.346	20-24	.833	9-24-33	21	7	11	8	7	
Carolina, W Georgia Tech	83	27-53	.509	.440	.571	11-22	.500	18-33	.545	10-22-32	15	25	19	3	13	
Carolina, W Georgia Tech	77	31-68	.456	.371	.545	9-22	.409	6-9	.667	14-23-37	29	15	18	2	11	
Carolina, L at Kentucky	59	21-58	.362	.481	.258	5-22	.227	12-19	.632	16-17-33	20	13	19	2	6	
Carolina, L at Kentucky	79	28-65	.431	.559	.290	9-23	.391	14-20	.700	22-23-45	19	12	15	1	10	
Carolina, W Binghamton	61	22-60	.367	.448	.290	4-18	.222	13-21	.619	9-36-45	11	15	15	6	4	
Carolina, W Binghamton	60	23-67	.343	.379	.316	12-32	.375	2-8	.250	12-28-40	18	11	11	6	10	
Carolina, L vs. Charleston	60	19-58	.328	.375	.294	9-27	.333	13-22	.591	14-23-37	14	14	11	6	5	
Carolina, L vs. Charleston	66	25-69	.362	.400	.324	7-19	.368	9-13	.692	23-31-54	20	8	14	5	5	
Carolina, W vs. St. Joseph's	92	34-64	.531	.529	.533	10-20	.500	14-24	.583	12-24-36	14	17	19	1	9	
Carolina, W vs. St. Joseph's	76	31-62	.500	.500	.500	8-25	.320	6-9	.667	8-23-31	19	15	19	5	7	
Carolina, W NC A&T	104	37-74	.500	.528	.474	16-33	.485	14-22	.636	16-31-47	19	31	9	8	11	
Carolina, W NC A&T	66	22-58	.379	.423	.344	6-16	.375	16-24	.667	7-26-33	15	4	18	5	4	
Carolina, W Texas A&M	96	37-68	.544	.529	.559	9-22	.409	13-19	.684	15-39-53	17	26	11	5	6	
Carolina, W Texas A&M	62	27-77	.351	.400	.297	1-20	.050	7-14	.500	18-21-39	19	13	9	3	6	
Carolina, L Wake Forest	62	24-66	.364	.424	.303	7-27	.259	7-12	.583	15-26-41	15	12	21	3	8	
Carolina, L Wake Forest	84	35-76	.461	.477	.438	5-22	.227	9-13	.692	18-30-48	16	18	13	5	11	
Carolina, L at Maryland	79	32-68	.471	.533	.421	10-22	.455	5-7	.714	10-21-31	13	24	25	4	9	
Carolina, L at Maryland	112	44-76	.579	.590	.568	13-23	.565	11-17	.647	15-28-43	13	32	18	8	19	
Carolina, L Virginia	67	24-55	.436	.458	.419	8-28	.286	11-15	.733	11-19-30	17	19	15	3	6	
Carolina, L Virginia	71	24-57	.421	.424	.417	7-20	.350	16-19	.842	13-22-35	18	11	14	2	12	
Carolina, L at Florida State	71	27-55	.491	.462	.517	6-19	.319	11-16	.688	8-19-27	24	15	15	3	6	
Carolina, L at Florida State	81	25-59	.424	.424	.423	10-19	.526	21-34	.618	19-22-41	15	13	13	2	12	
Carolina, L at Connecticut	54	20-61	.328	.379	.281	4-13	.308	10-14	.714	11-20-31	15	16	15	4	1	
Carolina, L at Connecticut	86	34-65	.523	.485	.562	5-14	.357	13-16	.813	12-31-43	12	14	13	7	12	
Carolina, L NC State	59	20-48	.417	.400	.435	5-16	.312	14-17	.824	7-21-28	21	16	16	3	3	
Carolina, L NC State	77	26-56	.464	.500	.423	6-19	.316	19-30	.633	13-20-33	18	15	7	0	10	
Carolina, W at Clemson	87	31-56	.554	.516	.600	11-24	.458	14-23	.609	5-32-37	19	19	10	4	5	
Carolina, W at Clemson	69	24-63	.381	.375	.387	5-22	.227	16-24	.667	12-27-39	20	11	10	0	6	
Carolina, L Duke	58	22-44	.500	.583	.400	5-14	.357	9-14	.643	8-18-26	15	13	25	0	2	
Carolina, L Duke	87	37-65	.569	.606	.531	8-20	.400	50-13	.385	10-17-27	16	19	6	2	12	
Carolina, L at Georgia Tech	74	21-56	.375	.379	.370	14-31	.452	18-22	.818	7-28-35	23	14	16	2	5	
Carolina, L at Georgia Tech	86	28-63	.444	.324	.586	12-26	.462	18-25	.720	9-28-37	22	20	9	5	12	
Carolina, L at Wake Forest	66	20-51	.392	.440	.346	6-18	.333	20-24	.833	11-20-31	21	10	24	2	6	
Carolina, L at Wake Forest	90	32-55	.582	.769	.414	7-19	.368	19-21	.905	5-22-27	22	13	15	5	14	
Carolina, L Maryland	77	30-66	.455	.387	.514	4-18	.222	13-24	.542	12-25-37	23	17	13	4	7	
Carolina, L Maryland	92	32-69	.464	.472	.455	8-16	.500	20-28	.714	15-32-47	22	20	11	4	7	
Carolina, L at Virginia	63	17-49	.347	.259	.455	2-16	.125	27-33	.818	6-23-29	20	9	15	3	4	
Carolina, L at Virginia	73	27-62	.435	.516	.355	5-17	.294	14-19	.737	14-29-43	24	14	15	2	3	
Carolina, W Florida State	95	31-56	.554			10-20	.500	23-32	.719	11-18-29	15	22	14	4	8	
Carolina, W Florida State	85	33-62	.532			7-19	.368	12-16	.750	13-19-32	27	11	19	2	6	
Carolina, L Ohio	78	30-66	.455	.364	.545	13-32	.406	5-8	.625	9-21-30	17	24	11	7	8	
Carolina, L Ohio	86	33-64	.516	.412	.633	8-17	.471	12-17	.706	12-27-39	10	17	13	4	8	
Carolina, L at NC State	76	27-58	.466	.548	.370	7-15	.467	15-21	.714	6-25-31	29	13	14	4	5	
Carolina, L at NC State	98	29-60	.483	.387	.586	10-23	.435	30-37	.811	10-27-37	19	17	8	2	7	
Carolina, W Clemson	96	33-59	.559	.567	.552	10-26	.385	20-25	.800	9-23-32	20	23	14	4	7	
Carolina, W Clemson	78	27-63	.429	.481	.389	10-22	.455	14-20	.700	12-17-29	23	16	14	3	6	
Carolina, L at Duke	68	20-47	.426	.276	.667	7-19	.368	21-28	.750	10-20-30	15	13	24	1	7	
Carolina, L at Duke	93	36-72	.500	.486	.514	11-36	.306	10-12	.833	13-20-33	20	21	14	4	18	
Carolina, L (ACC) vs. Duke	48	15-29	.517	.412	.667	2-11	.182	16-21	.762	4-22-26	20	12	17	1	1	
Carolina, L (ACC) vs. Duke	60	18-46	.391	.391	.391	5-17	.294	19-26	.731	11-12-23	19	7	3	2	7	



2000-01 GAME-BY-GAME STATS



	PTS	FG	FG%	1st	2nd	3FG	3FG%	FT	FT%	O-D-REB	PF	A	TO	B	ST	OT FG%
Carolina, W	66	21-54	.389	.429	.346	5-17	.294	19-25	.760	15-16-31	17	13	10	8	6	
Winthrop	61	22-55	.400	.448	.346	7-19	.368	10-17	.588	18-22-40	23	12	19	2	10	
Carolina, W	91	25-55	.455	.406	.522	9-19	.474	32-39	.821	10-36-46	19	19	16	9	6	
Tulsa	81	30-80	.375	.389	.364	13-38	.342	8-12	.667	16-24-40	26	25	11	0	7	
Carolina, W	99	37-65	.569	.621	.528	11-16	.688	14-23	.609	10-27-37	14	20	16	4	12	
at App State	69	25-56	.446	.429	.464	10-23	.435	9-11	.818	6-24-30	19	18	22	2	11	
Carolina, L	64	26-61	.426	.429	.424	4-20	.200	8-19	.421	10-19-29	22	19	14	3	10	
at Michigan State	77	27-58	.466	.529	.375	2-15	.133	21-29	.724	16-27-43	17	13	17	4	6	
Carolina, L	76	31-68	.456	.438	.472	7-22	.318	7-16	.438	19-19-38	22	17	17	4	5	
Kentucky	93	34-67	.507	.471	.545	9-26	.346	16-25	.640	17-23-40	19	24	12	6	9	
Carolina, W	67	24-50	.480	.483	.476	5-15	.333	14-25	.560	14-40-54	13	19	29	11	7	
Miami	45	18-77	.234	.179	.289	3-23	.130	6-7	.857	18-19-37	21	7	15	4	14	
Carolina, W	82	30-58	.517	.452	.593	4-13	.308	18-22	.818	10-26-36	25	21	19	6	14	
vs. Texas A&M	60	19-51	.373	.348	.393	6-17	.353	16-27	.593	14-21-35	19	7	22	0	7	
Carolina, W	95	40-69	.580	.559	.600	4-13	.308	11-19	.579	17-24-41	17	29	12	4	10	
Buffalo	74	26-58	.448	.385	.500	10-19	.526	12-18	.667	13-17-30	16	15	16	0	9	
Carolina, W	80	27-54	.500	.559	.400	4-13	.308	22-33	.667	10-37-47	24	14	22	2	9	
at UCLA	70	23-68	.338	.300	.368	6-24	.250	18-29	.621	15-21-36	24	8	14	4	11	
Carolina, W	91	32-64	.500	.406	.594	7-21	.333	20-34	.588	16-30-46	21	20	12	9	14	
vs. Massachusetts	60	21-70	.300	.361	.235	5-22	.227	13-27	.481	25-24-49	29	12	19	2	7	
Carolina, W	64	27-64	.422	.400	.448	3-14	.214	7-11	.636	19-25-44	13	9	15	3	7	
vs. Charleston	60	24-53	.453	.483	.417	4-9	.444	8-9	.889	5-21-26	15	13	12	6	9	
Carolina, W	84	27-60	.450	.379	.516	4-14	.286	26-38	.684	17-32-49	21	16	13	6	7	
at Georgia Tech	70	20-61	.328	.419	.233	10-21	.476	20-27	.741	12-22-34	28	12	13	6	5	
Carolina, W	70	25-63	.397	.458	.359	4-16	.250	16-25	.640	12-32-44	18	16	14	5	5	
Wake Forest	69	26-70	.371	.361	.382	5-21	.238	12-19	.632	13-30-43	20	12	9	3	7	
Carolina, W	86	31-65	.477	.400	.543	10-16	.625	14-22	.636	11-33-44	16	22	15	8	8	
at Maryland	83	28-77	.364	.417	.317	6-20	.300	21-23	.913	18-27-45	17	18	11	8	10	
Carolina, W	84	24-55	.436	.462	.414	5-17	.294	31-36	.861	19-31-50	18	14	18	5	6	
Marquette	54	18-61	.295	.276	.312	6-17	.323	12-21	.571	11-15-26	25	7	12	1	6	
Carolina, W	92	33-65	.508	.517	.500	12-27	.444	14-28	.500	14-27-41	16	24	12	9	9	
Clemson	65	24-62	.387	.370	.400	8-21	.381	9-16	.563	15-26-41	17	10	20	3	4	
Carolina, W	80	27-56	.482	.528	.400	8-18	.444	18-27	.667	12-25-37	12	15	10	9	5	
at Florida State	70	28-65	.431	.364	.500	5-15	.333	9-10	.900	13-22-35	22	11	12	1	5	
Carolina, W	88	33-58	.569	.588	.542	3-11	.273	19-30	.633	10-29-39	19	15	13	4	4	
Virginia	81	29-68	.426	.324	.548	8-26	.308	15-21	.714	13-21-34	26	21	9	3	7	
Carolina, W	60	25-53	.472	.500	.440	1-6	.167	9-20	.450	9-32-41	18	13	16	6	7	
at NC State	52	20-64	.312	.194	.424	2-11	.182	10-17	.588	13-26-39	16	9	13	3	11	
Carolina, W	85	34-66	.515	.514	.516	4-14	.286	13-18	.722	9-38-47	21	19	16	2	4	
at Duke	83	29-73	.397	.333	.471	12-35	.343	13-27	.481	13-27-40	19	15	8	5	12	
Carolina, W	82	25-53	.472	.517	.417	6-14	.429	26-38	.684	11-39-50	20	14	17	6	2	
Georgia Tech	69	27-77	.351	.361	.341	5-23	.217	10-18	.556	17-21-38	27	11	9	3	10	
Carolina, W	80	28-52	.538	.467	.636	9-20	.450	15-21	.714	9-27-36	16	21	20	6	10	
at Wake Forest	74	30-75	.400	.417	.385	2-13	.154	12-14	.857	20-18-38	18	13	12	3	12	
Carolina, W	96	35-60	.583	.586	.581	7-10	.700	19-20	.950	3-31-34	13	24	12	3	5	
Maryland	82	34-79	.430	.459	.405	7-25	.280	7-10	.700	14-21-35	14	14	18	8	6	
Carolina, L	65	25-65	.385	.433	.343	8-26	.308	7-15	.467	14-27-41	17	15	7	2	2	
at Clemson	75	28-65	.431	.375	.485	11-30	.367	8-10	.800	12-32-44	18	13	7	1	5	
Carolina, W	95	33-58	.569	.571	.567	6-12	.500	23-33	.697	14-26-40	11	17	15	8	12	
Florida State	67	26-67	.388	.379	.395	9-14	.643	6-14	.429	16-16-32	26	10	17	3	11	
Carolina, L	66	28-64	.438	.529	.333	6-14	.429	4-11	.364	10-25-35	19	16	15	6	4	
at Virginia	86	31-66	.470	.514	.414	11-22	.500	13-16	.813	11-28-39	14	15	12	4	7	
Carolina, W	76	28-49	.571	.522	.615	1-4	.250	19-28	.679	9-26-35	18	13	19	8	10	
NC State	63	25-67	.373	.355	.389	5-18	.278	8-15	.533	20-17-37	24	11	18	4	7	
Carolina, L	81	28-69	.406	.457	.353	7-18	.389	18-25	.720	13-28-41	15	16	15	5	8	
Duke	95	35-72	.486	.421	.559	14-38	.368	11-17	.647	10-31-41	19	16	11	7	11	
Carolina, W (ACC)	99	35-64	.547	.571	.517	10-19	.526	19-24	.792	12-23-35	16	26	11	2	5	
vs. Clemson	81	31-67	.463	.529	.394	12-26	.462	7-10	.700	13-18-31	22	18	14	3	5	
Carolina, W	70	26-59	.441	.393	.484	4-14	.286	14-23	.609	10-36-46	19	13	20	4	8	
vs. Georgia Tech	63	23-71	.324	.273	.368	9-33	.273	8-13	.615	16-27-43	18	18	18	3	11	
Carolina, L	53	19-65	.292	.314	.267	5-18	.278	10-14	.714	14-33-47	22	13	20	5	7	
vs. Duke	79	27-72	.375	.422	.296	7-30	.233	18-32	.563	20-34-54	17	15	11	5	12	
Carolina, W (NCAA)	70	26-47	.553	.600	.500	3-11	.273	15-18	.833	8-30-38	10	17	16	4	11	
vs. Princeton	48	20-53	.377	.292	.448	7-29	.241	1-2	.500	3-16-19	17	17	13	2	11	
Carolina, L	74	30-64	.563	.563	.375	3-17	.375	11-14	.469	15-29-44	17	17	22	5	5	
vs. Penn State	82	31-71	.437	.432	.441	7-26	.269	13-15	.867	13-20-33	17	17	11	1	18	



1999-2000 GAME-BY-GAME STATS



	PTS	FG	FG%	1st	2nd	3FG	3FG%	FT	FT%	O-D-REB	PF	A	TO	B	ST
Carolina, W	82	34-52	.654	.630	.680	6-11	.545	8-11	.727	4-30-34	13	20	19	7	7
vs. USC	65	29-73	.397	.350	.455	4-18	.222	3-8	.375	17-16-33	13	20	13	1	14
Carolina, W	85	30-58	.517	.393	.633	1-9	.111	24-36	.667	16-29-45	23	13	19	2	8
vs. Georgetown	79	23-75	.307	.289	.324	7-22	.318	26-33	.788	26-19-45	29	11	15	3	11
Carolina, W	90	35-61	.574	.429	.697	6-15	.400	14-17	.824	11-21-32	16	23	11	6	4
vs. Purdue	75	31-74	.419	.500	.364	4-15	.267	9-16	.563	25-18-43	16	10	11	2	7
Carolina, L	76	23-52	.442	.560	.333	11-23	.478	19-25	.760	9-19-28	19	14	17	3	9
Michigan State	86	33-69	.478	.543	.412	9-17	.529	11-16	.688	20-23-43	20	18	17	3	15
Carolina, W	72	24-57	.421	.519	.333	5-12	.417	19-28	.679	19-26-45	13	19	17	9	5
vs. Charleston	54	24-57	.421	.440	.406	2-4	.500	4-9	.444	11-20-31	19	13	16	7	5
Carolina, W	102	41-75	.547	.474	.622	4-14	.286	16-23	.696	17-30-47	17	25	16	7	10
vs. UNLV	78	28-72	.389	.314	.459	6-19	.316	16-23	.696	18-19-37	20	17	18	5	7
Carolina, W	91	36-75	.480	.394	.548	4-13	.308	15-23	.652	18-38-56	18	21	12	8	5
at Buffalo	67	25-68	.368	.469	.278	7-22	.318	10-22	.455	10-28-38	17	16	11	5	7
Carolina, L	68	26-64	.406	.414	.400	6-18	.333	10-13	.769	12-22-34	24	18	13	2	5
vs. Cincinnati	77	27-54	.500	.567	.417	5-11	.455	18-26	.692	10-29-39	19	18	15	7	5
Carolina, W	85	34-57	.596	.485	.750	5-9	.556	12-25	.480	12-27-39	9	22	11	4	9
Tennessee Tech	59	22-63	.349	.296	.389	13-40	.325	2-2	1.000	14-16-30	23	10	19	3	5
Carolina, W	78	26-55	.473	.455	.500	6-12	.500	20-25	.800	9-35-44	12	20	15	6	5
vs. Miami	69	28-81	.346	.324	.364	5-25	.200	7-8	.875	18-22-40	21	14	5	4	7
Carolina, L	73	26-61	.426	.452	.400	3-14	.214	18-21	.857	11-24-35	16	19	14	4	7
vs. Indiana	82	32-61	.525	.519	.529	9-16	.563	9-13	.692	34	13	16	12	5	6
Carolina, L	80	30-59	.508	.538	.485	7-17	.412	13-17	.765	16-21-37	18	14	21	2	2
at Louisville	97	38-74	.514	.468	.593	6-20	.300	15-23	.652	16-15-31	15	24	6	2	13
Carolina, W	86	33-54	.611	.538	.679	3-11	.273	17-26	.654	9-30-39	10	28	8	11	5
Howard	53	20-60	.333	.429	.250	7-24	.292	6-6	1.000	8-18-26	19	8	12	0	5
Carolina, W	65	23-53	.434	.448	.417	6-19	.316	13-23	.565	13-30-43	16	15	9	6	6
Clemson	45	19-60	.317	.310	.323	3-24	.125	4-8	.500	14-20-34	21	7	9	2	7
Carolina, W	83	27-38	.711	.632	.789	3-8	.375	26-32	.812	2-21-23	14	14	20	5	9
NC State	75	32-68	.471	.469	.472	5-19	.263	6-9	.667	16-13-29	20	18	16	0	13
Carolina, L	57	21-55	.382	.407	.357	3-14	.214	12-18	.667	17-28-45	15	11	18	3	5
at Wake Forest	66	22-58	.379	.300	.464	4-14	.286	18-26	.692	13-19-32	14	10	7	5	11
Carolina, L	68	27-55	.491	.593	.393	7-17	.412	7-12	.583	10-20-30	17	18	17	8	10
UCLA	71	28-63	.444	.452	.438	5-12	.417	10-16	.625	19-19-38	17	13	15	3	10
Carolina, L	85	34-58	.586	.621	.552	6-13	.462	11-19	.579	15-28-43	18	16	21	1	2
at Virginia	87	33-71	.465	.432	.500	6-24	.250	15-22	.682	14-16-30	22	15	7	2	5
Carolina, L	71	29-58	.500	.515	.480	5-13	.385	8-11	.727	12-21-33	19	18	16	4	10
Florida State	76	28-55	.509	.500	.519	10-18	.556	10-13	.769	8-19-27	14	15	14	2	10
Carolina, W	75	23-53	.434	.360	.500	5-12	.417	24-31	.774	17-25-42	13	18	16	3	9
Maryland	63	23-61	.377	.471	.259	10-27	.370	7-12	.583	15-16-31	23	16	15	4	11
Carolina, W	70	27-51	.529	.407	.667	4-11	.407	12-12	1.000	4-26-30	13	15	14	5	6
at Georgia Tech	53	20-73	.274	.344	.220	5-26	.192	8-10	.800	23-19-44	14	13	14	4	9
Carolina, L (OT)	86	36-79	.456	.379	.500*	7-16	.438	7-16	.438	25-28-53	21	18	19	6	5
Duke	90	32-70	.457	.500	.421*	5-23	.217	21-30	.700	38	18	16	12	3	11
Carolina, W	73	24-46	.522	.520	.524	7-15	.467	18-22	.8187	4-30-34	13	14	10	4	1
at Clemson	60	23-58	.397	.522	.314	8-24	.333	6-7	.857	6-19-25	18	13	6	2	5
Carolina, W	70	27-58	.466	.379	.552	6-16	.375	10-19	.526	16-30-46	15	18	14	1	5
at NC State	62	24-60	.400	.370	.424	7-24	.292	7-12	.583	9-22-31	16	16	9	5	9
Carolina, W	87	31-58	.534	.438	.654	8-18	.421	17-22	.773	12-30-42	16	25	13	2	2
Wake Forest	64	25-69	.362	.438	.297	3-15	.200	11-17	.647	16-18-34	20	15	8	3	6
Carolina, L	76	26-60	.433	.480	.400	4-19	.211	20-27	.741	16-26-42	23	11	16	2	5
Virginia	90	31-69	.449	.538	.333	6-16	.375	22-32	.688	18-21-39	23	16	8	5	11
Carolina, W	70	26-44	.591	.600	.583	2-9	.222	16-23	.696	5-21-26	12	15	10	6	3
at Florida State	67	27-61	.443	.448	.438	7-22	.318	6-8	.750	11-18-29	19	13	7	0	8
Carolina, L	73	30-60	.500	.423	.559	3-18	.167	10-11	.909	10-28-38	20	11	17	8	5
at Maryland	81	30-69	.435	.366	.536	7-16	.438	14-22	.636	17-21-38	15	18	9	6	4
Carolina, W (OT)	74	27-63	.429	.393	.457*	2-11	.182	18-24	.750	8-26-34	17	17	9	2	11
Georgia Tech	72	23-58	.397	.481	.323*	10-28	.357	16-18	.889	9-29-38	21	17	16	3	5
Carolina, L	76	32-55	.582	.462	.690	5-10	.500	7-11	.636	7-28-35	18	22	23	8	4
at Duke	90	32-71	.451	.395	.536	10-24	.417	16-21	.762	15-18-33	12	15	8	4	15
Carolina, L (ACC)	52	21-56	.375	.385	.367	1-12	.083	9-13	.692	14-23-37	15	10	12	2	5
vs. Wake Forest	58	26-57	.456	.500	.414	2-13	.154	4-6	.667	8-19-27	12	15	9	4	4
Carolina, W (NCAA)	84	32-71	.451	.459	.441	3-12	.250	17-26	.654	26-29-55	12	16	15	5	5
vs. Missouri	70	27-66	.409	.469	.353	8-31	.258	8-11	.727	11-19-30	22	16	13	0	4
Carolina, W	60	22-50	.440	.462	.417	4-7	.571	12-19	.622	8-24-32	13	15	8	8	4
vs. Stanford	53	20-58	.345	.345	.345	6-22	.273	7-8	.875	14-24-38	18	11	11	3	6
Carolina, W	74	29-59	.492	.469	.538	4-9	.444	12-17	.706	10-24-34	19	12	14	9	6
vs. Tennessee	69	21-59	.356	.406	.296	6-21	.286	21-24	.875	15-23-38	17	11	14	4	9
Carolina, W	59	22-50	.440	.542	.346	2-12	.167	13-19	.684	10-30-40	11	11	15	3	8
vs. Tulsa	55	22-59	.373	.444	.313	5-20	.250	6-9	.667	9-20-29	19	9	12	4	9
Carolina, L	59	20-57	.351	.370	.333	5-22	.227	14-23	.609	14-28-42	22	13	17	5	3
vs. Florida	71	25-64	.391	.394	.387	7-28	.250	14-23	.609	14-29-43	23	13	10	2	9

* overtime field goals included in second-half shooting



1998-99 GAME-BY-GAME STATS



	PTS	FG	FG%	1st	2nd	3FG	3FG%	FT	FT%	O-D-REB	PF	A	TO	B	ST	OT FG%
Carolina, W	87	31-63	.492	.500	.484	4-10	.400	21-29	.724	14-31-45	18	24	15	8	12	
App State	64	22-65	.338	.333	.342	5-19	.263	15-21	.714	15-20-35	22	8	17	1	8	
Carolina, W	65	23-55	.418	.393	.444	2-10	.200	17-23	.739	11-35-46	15	16	14	6	7	
FIU	44	18-68	.265	.286	.242	2-18	.111	6-11	.545	16-21-37	19	5	12	1	9	
Carolina, W	65	25-45	.556	.560	.550	5-7	.714	10-20	.500	8-24-32	12	17	21	5	7	
Georgia	58	22-56	.393	.370	.414	10-22	.455	4-8	.500	10-16-26	16	13	16	2	8	
Carolina, W	86	30-55	.545	.483	.615	5-13	.385	21-29	.724	13-24-37	8	23	9	6	5	
at Hampton	75	29-61	.475	.429	.515	11-27	.407	6-6	1.000	8-18-26	23	20	8	4	8	
Carolina, W	54	19-40	.475	.429	.526	2-7	.286	14-17	.824	10-23-33	15	12	14	3	3	
vs. Purdue	47	19-49	.388	.458	.320	3-19	.158	6-9	.667	9-14-23	15	8	10	0	5	
Carolina, W	57	19-41	.463	.722	.261	4-10	.400	15-20	.750	7-26-33	12	9	11	7	2	
vs. Stanford	49	18-63	.286	.273	.300	6-24	.250	7-8	.875	19-15-34	17	13	5	4	4	
Carolina, W	75	28-53	.528	.483	.583	8-15	.533	11-12	.917	13-26-39	13	15	19	4	5	
at Middle Tennessee	54	21-52	.404	.308	.500	5-22	.227	7-11	.636	8-11-19	8	13	14	4	10	
Carolina, W	63	22-45	.489	.421	.538	4-7	.571	15-19	.789	8-28-36	12	12	13	4	6	
vs. Old Dominion	61	24-60	.400	.387	.414	9-27	.333	4-8	.500	11-18-29	17	12	8	3	7	
Carolina, L	64	20-49	.408	.414	.400	1-5	.200	20-23	.767	12-23-35	14	15	11	2	5	
vs. Charleston	66	27-58	.466	.393	.533	6-13	.462	6-12	.500	32	19	18	9	5	7	
Carolina, W	98	39-72	.542	.516	.561	5-19	.263	15-22	.682	22-38-60	13	23	20	5	11	
Buffalo	49	18-63	.286	.258	.312	5-21	.238	8-16	.500	10-14-24	19	10	19	2	10	
Carolina, W (OT)	75	24-47	.511	.588	.467*	7-17	.412	20-27	.741	8-25-33	16	17	12	7	4	
Charlotte	73	26-65	.400	.290	.500*	13-28	.464	8-13	.615	15-18-33	24	9	7	2	4	
Carolina, W	77	18-43	.419	.421	.417	4-9	.444	37-54	.685	16-30-46	16	9	21	3	7	
Louisville	72	27-73	.370	.265	.462	11-30	.367	7-11	.636	21-15-36	34	13	14	5	7	
Carolina, W	82	34-58	.586	.621	.552	6-10	.600	8-10	.800	12-31-43	13	20	16	7	2	
at Dartmouth	68	24-65	.369	.406	.333	12-29	.414	8-12	.667	12-14-26	13	14	8	1	8	
Carolina, L	64	26-65	.400	.500	.314	6-16	.375	6-11	.545	21-23-44	14	16	11	2	5	
at Georgia Tech	66	25-56	.446	.500	.393	10-18	.556	6-12	.500	11-18-29	9	13	8	5	7	
Carolina, L	71	25-52	.481	.545	.433	6-13	.462	15-22	.682	15-32-47	17	19	24	3	3	
at California	78	29-74	.392	.350	.441	4-11	.364	16-19	.842	16-18-34	16	8	1	5	14	
Carolina, W	69	23-52	.442	.360	.519	8-22	.364	15-17	.882	7-19-26	12	15	7	1	6	
Clemson	53	23-57	.404	.458	.364	3-19	.158	4-8	.500	14-24-38	16	13	15	0	2	
Carolina, W	72	21-44	.477	.412	.519	7-15	.467	23-31	.742	15-31-46	9	10	20	5	3	
at Florida State	54	23-63	.365	.433	.303	7-31	.226	1-2	.500	9-12-21	23	13	10	3	8	
Carolina, L	76	28-64	.438	.483	.400	8-27	.296	12-18	.667	18-20-38	19	16	18	3	5	
Maryland	89	30-56	.536	.500	.583	5-10	.500	23-31	.774	11-18-29	18	16	11	4	8	
Carolina, W	59	20-40	.500	.480	.533	5-9	.444	14-21	.667	6-24-30	15	12	14	4	7	
at NC State	56	20-62	.323	.267	.375	10-30	.333	6-9	.667	17-18-35	19	9	10	6	5	
Carolina, W	71	28-68	.412	.533	.316	3-14	.214	12-19	.632	20-41-61	11	15	13	6	4	
Virginia	47	18-65	.277	.276	.278	4-31	.129	7-9	.778	7-25-32	19	11	9	10	8	
Carolina, W	52	24-53	.453	.393	.520	2-11	.182	2-6	.333	16-30-46	12	11	17	6	3	
at Wake Forest	40	16-52	.308	.400	.222	3-18	.167	5-7	.714	7-16-23	11	5	10	2	9	
Carolina, L	77	29-63	.460	.548	.375	1-5	.200	18-26	.692	21-21-42	22	15	18	0	4	
at Duke	89	33-65	.508	.500	.519	6-22	.273	17-28	.607	15-17-32	21	12	7	6	11	
Carolina, W	75	25-61	.410	.419	.400	6-14	.429	19-24	.792	15-32-47	19	15	18	4	12	
Georgia Tech	66	24-62	.387	.387	.387	7-22	.318	11-18	.611	13-21-34	22	16	16	2	7	
Carolina, L	63	24-51	.471	.632	.375	8-25	.320	7-11	.636	7-21-28	19	17	17	6	7	
at Clemson	78	29-61	.475	.429	.538	10-24	.417	10-21	.476	18-21-39	13	19	12	2	9	
Carolina, W	98	36-56	.643	.700	.577	8-15	.533	18-24	.750	14-29-43	14	26	18	6	7	
Florida State	64	26-66	.394	.375	.412	3-15	.200	9-12	.750	10-10-20	19	15	12	5	12	
Carolina, L	64	21-52	.404	.462	.346	4-16	.250	18-27	.667	14-22-36	15	14	25	0	7	
at Maryland	81	32-64	.500	.464	.528	9-20	.450	8-12	.667	12-22-34	18	23	18	14	10	
Carolina, W	62	20-46	.435	.474	.407	4-10	.400	18-22	.818	13-25-38	14	14	16	3	3	
NC State	53	21-62	.339	.333	.344	5-17	.294	6-14	.429	20-16-36	19	12	9	4	8	
Carolina, W	67	26-61	.426	.406	.448	5-13	.385	10-12	.833	16-28-44	12	18	16	1	6	
Virginia	66	27-62	.435	.361	.538	6-21	.286	6-8	.750	8-20-28	16	17	9	3	6	
Carolina, W (OT)	68	22-48	.458	.304	.600	5-14	.357	19-25	.760	9-34-43	15	17	18	1	3	
Wake Forest	65	22-65	.338	.387	.294	10-26	.385	11-16	.688	9-23-32	22	8	8	2	12	
Carolina, L	61	23-61	.377	.438	.310	4-17	.235	11-18	.611	11-25-36	20	12	11	2	5	
Duke	81	29-70	.414	.400	.429	7-23	.304	16-25	.640	22-30-52	19	10	11	5	6	
Carolina, W (ACC)	78	30-56	.536	.414	.667	6-14	.429	12-18	.667	12-27-39	17	18	7	6	6	
vs. Georgia Tech	49	15-50	.300	.345	.238	7-23	.304	12-17	.706	11-16-27	19	10	11	0	2	
Carolina, W	86	28-53	.528	.586	.458	9-16	.563	21-29	.724	8-29-37	16	16	21	3	9	
vs. Maryland	79	27-70	.386	.452	.333	8-24	.333	17-21	.810	17-20-37	21	16	15	2	14	
Carolina, L	73	29-61	.475	.517	.438	4-14	.286	11-14	.786	8-22-30	20	18	13	1	6	
vs. Duke	96	32-56	.571	.600	.538	10-22	.455	22-33	.667	9-26-35	14	17	10	3	8	
Carolina, L (NCAA)	74	28-68	.412	.433	.395	9-21	.429	9-13	.692	15-24-39	16	15	12	4	5	
vs. Weber State	76	26-55	.473	.433	.520	14-26	.538	10-12	.833	5-22-27	15	15	13	4	6	

* overtime field goals included in second-half shooting



1997-98 GAME-BY-GAME STATS



	PTS	FG	FG%	1st	2nd	3FG	3FG%	FT	FT%	O-D-REB	PF	A	TO	B	ST	OT	FG%
Carolina, W	84	31-56	.554	.548	.560	10-24	.417	12-17	.706	13-15-28	11	18	7	4	13		
Middle Tennessee	56	21-45	.467	.429	.500	9-19	.474	5-7	.714	8-12-20	14	12	15	1	5		
Carolina, W	84	33-52	.635	.682	.600	5-11	.455	13-20	.650	14-23-37	14	22	9	3	6		
at Richmond	65	25-59	.424	.367	.483	11-32	.344	4-6	.667	12-11-23	21	6	9	0	1		
Carolina, W	71	28-51	.549	.407	.708	5-16	.312	10-15	.667	7-31-38	11	22	22	7	10		
California	47	19-64	.297	.379	.229	3-11	.273	6-13	.462	15-17-32	18	7	18	2	13		
Carolina, W	109	42-67	.627	.622	.633	6-12	.500	19-28	.679	16-29-45	15	27	9	3	4		
vs. UCLA	68	26-64	.406	.433	.382	7-23	.304	9-19	.474	14-14-28	24	12	15	3	2		
Carolina, W	95	39-62	.629	.700	.563	5-10	.500	12-14	.857	10-27-37	19	26	12	3	3		
vs. Seton Hall	65	21-60	.350	.344	.357	10-27	.370	13-22	.591	15-14-29	17	7	16	1	4		
Carolina, W	73	31-62	.500	.367	.625	4-15	.267	7-8	.875	14-20-34	12	15	15	2	4		
vs. Purdue	69	28-62	.452	.382	.536	3-17	.176	10-12	.833	14-15-29	12	17	15	0	6		
Carolina, W	81	27-60	.450	.481	.424	5-11	.455	22-35	.629	11-24-35	17	20	17	6	10		
vs. Louisville	72	28-64	.438	.371	.517	7-22	.318	9-17	.529	11-23-34	28	19	19	6	7		
Carolina, W	68	23-51	.451	.524	.400	2-13	.154	20-27	.741	16-34-50	9	16	14	10	2		
vs. Chattanooga	38	15-69	.217	.222	.214	5-26	.192	3-6	.500	21-16-37	19	5	11	1	6		
Carolina, W	78	21-49	.429	.296	.591	6-18	.333	30-41	.732	12-30-42	11	13	11	4	6		
vs. Virginia Tech	57	20-60	.333	.370	.303	6-16	.375	11-15	.733	13-22-35	25	7	12	3	0		
Carolina, W	50	20-41	.488	.500	.476	0-4	.000	10-18	.556	11-22-33	12	5	12	6	6		
Princeton	42	18-48	.375	.450	.321	4-26	.154	2-5	.400	7-16-23	18	9	11	2	6		
Carolina, W	92	36-65	.554	.515	.594	4-12	.333	16-23	.696	16-26-42	8	26	13	6	13		
Hampton	69	25-62	.403	.429	.382	13-30	.433	6-7	.857	12-19-31	21	13	19	3	6		
Carolina, W	81	31-54	.574	.576	.571	4-10	.400	15-24	.625	9-19-28	18	20	10	3	10		
at Florida State	73	26-59	.441	.517	.367	6-21	.286	15-19	.789	11-18-33	18	9	16	1	4		
Carolina, W (OT)	82	25-61	.410	.480	.355	3-13	.231	29-38	.763	19-25-44	21	11	12	2	9	.400	
at Georgia	80	26-59	.441	.444	.500	12-31	.387	16-27	.593	15-20-35	25	18	16	4	5	.250	
Carolina, W	97	34-61	.557	.469	.655	6-12	.500	23-33	.697	15-27-42	10	28	17	7	12		
at Bethune-Cookman	46	20-74	.270	.222	.316	2-17	.118	4-8	.500	16-13-29	22	9	20	4	11		
Carolina	73	24-44	.545	.542	.550	7-16	.438	18-21	.857	7-28-35	16	17	15	3	4		
at Clemson	70	29-60	.483	.438	.536	5-15	.333	7-13	.538	9-15-24	18	18	7	0	5		
Carolina, W	96	38-68	.559	.611	.500	8-13	.615	12-17	.706	19-26-45	11	23	12	5	7		
Georgia Tech	75	28-82	.341	.279	.410	12-30	.400	7-10	.700	26-12-38	12	15	10	2	7		
Carolina, W	81	21-43	.488	.579	.417	4-10	.400	35-42	.833	9-21-30	16	13	13	4	6		
Virginia	73	26-60	.433	.296	.545	6-20	.300	15-19	.789	15-18-33	31	13	13	2	2		
Carolina, L (OT)	83	28-60	.467	.464	.500	7-19	.368	20-27	.741	7-25-32	19	21	16	4	6	.250	
at Maryland	89	34-66	.515	.500	.500	5-14	.357	16-21	.762	9-30-39	21	20	14	5	6	.750	
Carolina, W	96	40-63	.635	.667	.606	5-10	.500	11-22	.500	12-36-48	13	32	13	8	7		
App State	63	26-66	.394	.364	.424	9-15	.600	2-10	.200	8-15-23	16	17	13	1	7		
Carolina, W	74	27-47	.574	.583	.565	2-8	.250	18-24	.750	12-29-41	16	19	16	3	4		
at NC State	60	22-53	.415	.417	.414	6-22	.273	10-13	.769	3-13-16	19	10	8	1	8		
Carolina, W	103	40-66	.606	.774	.457	8-16	.500	15-24	.625	9-30-39	12	32	8	7	15		
Florida State	55	23-68	.338	.343	.333	4-16	.250	5-7	.714	14-21-35	19	13	22	3	5		
Carolina, W	88	22-38	.579	.565	.600	3-8	.375	41-59	.695	6-22-28	19	14	14	8	7		
Clemson	79	31-66	.470	.438	.500	5-22	.227	12-17	.706	14-19-33	41	13	15	0	9		
Carolina, W	79	27-58	.466	.387	.556	3-8	.375	22-27	.815	16-25-41	10	12	9	9	2		
at Wake Forest	73	27-71	.380	.514	.250	18-43	.419	1-2	.500	18-17-35	19	16	9	1	2		
Carolina, W	97	40-63	.635	.677	.594	2-3	.667	15-22	.682	11-28-39	18	23	15	7	7		
Duke	73	23-69	.333	.353	.314	9-30	.300	18-24	.750	20-16-36	21	9	16	1	8		
Carolina, W (2OT)	107	37-58	.638	.615	.636	10-18	.556	23-31	.742	6-23-29	15	24	20	7	13	.750/.667	
at Georgia Tech	100	40-89	.449	.429	.529	9-35	.257	11-14	.786	24-22-46	22	18	18	2	8	.571/.231	
Carolina, W	60	22-51	.431	.379	.500	2-13	.154	14-26	.538	14-33-47	7	14	12	3	9		
at Virginia	45	18-60	.300	.433	.167	7-25	.280	2-3	.667	10-20-30	16	12	11	2	5		
Carolina, W	85	31-63	.492	.543	.429	3-10	.300	20-29	.690	17-31-48	12	21	9	10	3		
Maryland	67	24-68	.353	.324	.387	7-22	.318	12-17	.706	15-18-33	20	13	5	5	8		
Carolina, L	72	26-58	.448	.565	.371	6-18	.333	14-19	.737	14-16-30	21	16	12	2	4		
NC State	86	23-48	.479	.516	.412	10-16	.625	30-32	.938	9-22-31	18	13	10	5	9		
Carolina, W	72	26-54	.481	.370	.593	8-21	.381	12-12	1.000	7-29-36	13	17	12	5	8		
Wake Forest	53	19-55	.345	.433	.240	8-26	.308	7-9	.778	27	12	12	11	3	5		
Carolina, L	75	26-55	.473			3-11	.273	20-28	.714	15-25-40	20	15	19	1	4		
at Duke	77	28-60	.467			6-22	.273	15-25	.600	23	21	12	8	2	6		
Carolina, W (ACC)	73	28-60	.467	.308	.588	1-8	.125	16-21	.762	11-26-37	14	19	11	4	10		
vs. NC State	46	13-46	.283	.292	.273	5-19	.263	15-19	.789	9-25-34	19	5	22	3	6		
Carolina, W (OT)	83	29-68	.426	.353	.433	7-25	.280	18-28	.643	18-32-50	16	9	18	2	9		
vs. Maryland	73	30-73	.411	.375	.455	8-25	.320	5-13	.385	16-30-46	20	20	16	3	10		
Carolina, W	83	31-57	.544	.593	.500	5-14	.357	16-18	.889	13-26-39	13	12	16	3	4		
vs. Duke	68	22-67	.328	.361	.290	11-32	.344	13-16	.813	20-11-31	20	11	14	2	9		
Carolina, W (NCAA)	88	32-63	.508	.500	.514	7-14	.500	17-28	.607	15-42-57	11	18	17	8	6		
vs. Navy	52	20-74	.270	.314	.231	6-20	.300	6-10	.600	12-21-33	19	9	12	0	7		
Carolina, W (OT)	93	31-64	.484	.448	.481	10-20	.500	21-26	.808	14-20-34	11	17	9	3	6	.625	
vs. Charlotte	83	31-73	.425	.417	.419	9-26	.										



1996-97 GAME-BY-GAME STATS



	PTS	FG	FG%	1st	2nd	3FG	3FG%	FT	FT%	O-D-REB	PF	A	TO	B	ST	OT FG%
Carolina, L	72	27-69	.391	.379	.400	7-22	.318	11-21	.524	17-29-46	14	15	17	5	10	
vs. Arizona	83	32-73	.438	.333	.541	11-21	.524	8-14	.571	15-30-45	22	19	13	2	11	
Carolina, W	86	29-59	.492	.424	.577	5-14	.357	23-34	.676	19-25-44	16	18	14	6	5	
Richmond	75	30-64	.469	.447	.500	9-23	.391	6-15	.400	14-17-31	29	16	12	4	8	
Carolina, W	82	31-60	.517	.483	.548	5-10	.500	15-23	.652	22-25-47	10	18	19	5	11	
Pittsburgh	61	25-67	.373	.457	.281	9-25	.360	2-7	.286	12-14-26	22	15	18	5	11	
Carolina, W	106	40-74	.541	.595	.469	13-25	.520	13-21	.619	19-38-57	17	29	22	7	17	
Bethune-Cookman	62	23-63	.365	.444	.306	8-29	.279	8-16	.500	6-18-24	18	11	23	1	10	
Carolina, W	99	39-82	.476	.432	.526	7-21	.333	14-20	.700	24-28-52	18	24	16	8	8	
vs. USC	84	33-76	.434	.415	.457	7-27	.259	11-17	.647	16-21-37	14	15	11	2	11	
Carolina, W	86	34-65	.523	.417	.655	8-19	.421	10-16	.625	14-21-35	17	23	12	3	15	
vs. South Carolina	75	28-56	.500	.536	.464	8-26	.308	11-15	.733	11-22-33	20	14	20	2	7	
Carolina, W	105	38-81	.469	.455	.486	2-15	.133	27-30	.900	26-42-68	15	23	13	6	8	
at VMI	61	24-80	.300	.256	.341	4-27	.148	9-12	.750	15-17-32	21	8	11	2	8	
Carolina, W	67	26-71	.366	.432	.294	1-16	.063	14-24	.583	28-27-55	13	20	12	8	9	
vs. LSU	48	18-54	.333	.414	.240	3-12	.250	9-11	.818	8-20-28	24	5	18	4	5	
Carolina, W	83	27-57	.474	.486	.455	2-6	.333	27-38	.711	15-25-40	19	17	14	11	8	
vs. Massachusetts	69	26-72	.361	.375	.350	4-17	.235	13-22	.591	25-22-47	26	9	17	4	10	
Carolina, W	69	26-40	.650	.583	.750	7-12	.583	10-12	.833	4-20-24	5	11	10	2	4	
at Princeton	60	23-49	.469	.409	.519	13-35	.371	1-5	.200	8-10-18	14	11	8	1	7	
Carolina, L	57	24-72	.333	.333	.333	5-20	.250	4-8	.500	18-15-33	19	8	7	2	2	
at Wake Forest	81	31-58	.534	.424	.680	9-21	.429	10-12	.833	12-31-43	11	18	12	6	3	
Carolina, L	75	29-62	.468	.581	.355	6-22	.273	11-17	.647	12-21-33	23	23	18	3	7	
Maryland	85	28-58	.483	.424	.560	5-17	.294	24-39	.615	15-26-41	17	14	16	1	9	
Carolina, L	63	25-65	.385	.276	.472	6-20	.300	7-15	.467	19-23-42	21	16	14	0	4	
at Virginia	75	26-54	.481	.483	.480	5-18	.278	18-24	.750	7-27-34	16	16	9	4	6	
Carolina, W	59	21-49	.429	.609	.269	6-14	.429	11-15	.733	12-19-31	10	15	20	4	8	
NC State	56	23-48	.479	.444	.524	6-17	.353	4-7	.571	9-16-25	18	9	25	0	6	
Carolina, W	73	30-60	.500	.433	.567	5-15	.333	8-12	.667	13-26-39	9	19	9	7	9	
Georgia Tech	50	20-59	.339	.379	.300	7-24	.292	3-7	.429	14-17-31	12	12	12	2	4	
Carolina, L	71	29-65	.446	.516	.382	7-14	.500	6-8	.750	17-20-37	19	11	14	3	5	
at Florida State	84	33-66	.500	.514	.484	6-18	.333	12-18	.667	17-19-36	13	20	8	7	8	
Carolina, W	61	18-32	.563	.462	.632	4-11	.364	21-30	.700	5-25-30	17	16	18	3	7	
Clemson	48	18-66	.273	.233	.306	3-24	.125	9-11	.818	25-11-36	19	9	14	1	13	
Carolina, L	73	28-55	.509	.520	.500	7-13	.538	10-12	.833	12-23-35	20	18	25	2	5	
at Duke	80	29-61	.475	.448	.500	11-28	.393	11-19	.579	13-12-25	14	18	14	4	18	
Carolina, W	99	41-82	.500	.488	.512	10-16	.625	7-15	.467	24-36-60	12	24	14	4	16	
Middle Tennessee	49	16-60	.267	.333	.207	9-32	.281	8-12	.667	9-17-26	12	11	19	3	7	
Carolina, W	90	37-66	.561	.514	.613	5-10	.500	11-19	.579	9-32-41	15	25	13	3	9	
Florida State	62	24-65	.369	.406	.333	6-25	.240	8-14	.571	10-24-34	17	13	17	1	7	
Carolina, W	81	30-58	.517	.469	.577	3-10	.300	18-28	.643	16-32-48	15	19	19	6	10	
Virginia	57	22-62	.355	.476	.293	6-22	.273	7-13	.538	12-15-27	24	7	14	4	9	
Carolina, W	45	20-53	.373			2-8	.250	3-8	.375	13-18-31	12	12	9	2	6	
at NC State	44	17-41	.415			6-16	.375	4-7	.571	26	10	8	15	3	7	
Carolina, W	72	25-50	.500	.480	.520	7-16	.438	15-27	.556	10-25-35	22	16	14	3	8	
at Georgia Tech	68	23-60	.383	.438	.321	9-30	.300	13-21	.619	16-22-38	22	11	16	1	6	
Carolina, W	74	30-60	.500	.586	.419	4-12	.333	10-23	.435	11-30-41	21	19	12	4	8	
Wake Forest	60	20-64	.313	.250	.361	6-25	.240	14-23	.609	17-24-41	20	7	13	4	5	
Carolina, W	93	34-59	.576	.625	.560	5-10	.500	20-24	.833	12-26-38	16	26	15	4	4	
at Maryland	81	30-64	.469	.441	.500	5-13	.385	16-20	.800	12-15-27	18	17	12	4	5	
Carolina, W	76	27-54	.500	.429	.577	2-10	.200	20-25	.800	15-24-39	17	14	14	4	8	
at Clemson	69	25-61	.410	.483	.344	7-22	.318	12-25	.480	17-15-32	21	13	13	1	7	
Carolina, W	91	35-65	.538	.588	.484	2-9	.222	19-27	.704	22-27-49	17	20	16	4	6	
Duke	85	29-62	.468	.468	.467	17-34	.500	10-13	.769	6-12-18	22	17	14	4	5	
Carolina, W (ACC)	78	27-52	.519	.452	.619	6-15	.400	18-25	.720	9-31-40	15	17	7	6	2	
vs. Virginia	68	26-70	.371	.324	.417	11-32	.344	5-12	.417	17-20-37	21	11	4	2	4	
Carolina, W	86	31-57	.544	.438	.680	7-14	.500	17-21	.810	13-26-39	16	19	10	1	4	
vs. Wake Forest	73	26-57	.553	.429	.483	10-29	.345	11-16	.688	7-14-21	20	14	9	3	4	
Carolina, W	64	23-49	.590	.542	.667	3-8	.375	15-20	.750	6-35-41	13	13	18	4	0	
vs. NC State	54	20-61	.328	.321	.333	10-32	.313	4-5	.800	7-14-21	17	9	3	0	8	
Carolina, W (NCAA)	82	33-64	.516	.379	.629	6-18	.333	10-14	.714	13-15-28	12	22	2	6	6	
vs. Fairfield	74	25-51	.490	.560	.423	12-24	.500	12-15	.800	12-22-34	14	17	11	1	0	
Carolina, W	73	26-65	.400	.368	.444	5-14	.357	16-24	.667	20-32-52	13	12	15	1	3	
vs. Colorado	56	25-62	.403	.452	.355	3-18	.167	3-10	.300	8-23-31	22	11	10	2	7	
Carolina, W	63	22-49	.449	.458	.440	8-14	.571	11-17	.647	6-28-34	14	14	14	2	6	
vs. California	57	21-55	.382	.385	.379	8-23	.348	7-14	.500	12-25-37	16	16	16	4	7	
Carolina, W	97	33-59	.559	.625	.481	6-12	.500	25-30	.833	13-26-39	15	22	12	1	12	
vs. Louisville	74	26-69	.377	.313	.432	11-34	.324	11-16	.688	21-16-37	26	17	16	1	5	
Carolina, L	58	23-74	.311	.343	.282	4-21	.190	8-10	.800	22-30-52	20	14	17	2	11	
vs. Arizona	66	22-66	.333	.344	.324	11-29	.379	11-16	.688	17-31-48	13	15	16	8	8	



1995-96 GAME-BY-GAME STATS



	PTS	FG	FG%	1st	2nd	3FG	3FG%	FT	FT%	O-D-REB	PF	A	TO	B	ST	OT FG%
Carolina, W	71	27-56	.482	.407	.552	4-13	.308	13-16	.813	14-29-43	14	8	14	3	2	
vs. Vanderbilt	63	23-63	.365	.417	.296	12-27	.444	5-7	.714	12-18-30	20	15	10	1	8	
Carolina, W	92	35-61	.574	.576	.571	9-19	.474	13-19	.684	11-26-37	14	21	11	2	4	
vs. Michigan State	70	28-64	.438	.355	.515	5-21	.238	9-11	.818	10-20-30	19	9	10	0	4	
Carolina, L	75	28-57	.491	.536	.448	7-13	.538	12-15	.800	11-16-27	10	15	11	4	5	
vs. Villanova	77	32-61	.525	.545	.500	8-19	.421	5-7	.714	13-19-32	17	20	11	7	5	
Carolina, W	83	26-55	.473	.571	.370	7-17	.412	24-39	.615	18-19-37	17	18	11	9	1	
Richmond	76	26-61	.426	.258	.600	12-32	.375	12-20	.600	16-18-34	28	13	15	3	4	
Carolina, W	89	29-53	.547	.484	.636	9-20	.450	22-30	.733	9-34-43	14	20	15	4	5	
vs. Tulane	71	24-68	.353	.273	.429	11-29	.379	12-17	.706	13-18-31	25	15	10	0	9	
Carolina, W	87	28-67	.418	.441	.394	6-16	.375	25-32	.781	16-33-49	16	12	7	3	3	
vs. Stanford	63	23-72	.319	.286	.341	6-28	.214	11-14	.786	18-27-45	24	17	13	2	3	
Carolina, W	85	32-64	.500	.500	.500	9-22	.409	12-17	.706	12-23-35	9	18	15	9	12	
Georgia	74	31-80	.388	.293	.487	9-30	.300	3-4	.750	19-24-43	19	18	16	3	9	
Carolina, W	96	38-70	.543	.543	.543	6-15	.400	14-30	.467	17-39-56	13	27	12	3	5	
Dartmouth	66	24-64	.375	.235	.533	10-29	.345	8-12	.667	3-23-26	23	12	13	3	5	
Carolina, W	66	23-43	.535	.577	.471	8-19	.421	12-20	.600	11-28-39	13	15	17	0	5	
at Pittsburgh	49	17-52	.327	.385	.269	9-25	.360	6-8	.750	9-12-21	22	11	15	0	7	
Carolina, W	66	24-55	.436	.387	.500	5-21	.238	13-15	.867	8-30-38	6	16	13	6	7	
at UNC Asheville	49	18-64	.281	.300	.265	7-27	.259	6-7	.857	17-24-41	15	13	16	4	7	
Carolina, L	72	26-64	.406	.394	.419	5-18	.278	15-26	.577	22-35-57	19	12	20	4	4	
at Texas	74	28-76	.368	.462	.270	10-34	.294	8-17	.471	18-23-41	22	14	8	3	12	
Carolina, W	96	38-70	.543	.444	.647	9-18	.500	11-19	.579	21-31-52	12	23	15	1	7	
NC State	72	27-72	.375	.469	.300	10-41	.244	8-13	.615	14-16-30	21	17	9	1	8	
Carolina, W (OT)	88	31-54	.574	.625	.533	10-21	.476	16-21	.762	9-24-33	18	22	23	1	7	
at Maryland	86	30-62	.484	.520	.459	10-24	.417	16-21	.762	11-19-30	21	17	19	0	14	
Carolina, L	77	32-69	.464	.459	.469	9-21	.429	4-8	.500	16-25-41	14	21	12	3	6	
at Georgia Tech	80	30-68	.441	.548	.351	10-32	.313	10-12	.833	14-23-37	10	20	10	2	9	
Carolina, W	86	36-59	.610	.567	.655	7-16	.438	7-10	.700	10-29-39	14	22	15	6	5	
Clemson	53	18-63	.286	.313	.258	6-28	.214	11-19	.579	12-16-28	14	9	11	3	7	
Carolina, W	67	27-70	.386	.441	.333	3-13	.231	10-13	.769	24-33-57	11	16	7	4	2	
at Virginia	53	19-59	.322	.345	.300	9-29	.310	6-12	.500	12-20-32	16	10	6	8	3	
Carolina, L	56	21-53	.396	.360	.429	5-16	.313	9-19	.474	9-19-28	16	17	14	3	8	
at Villanova	76	30-59	.508	.500	.516	9-24	.375	7-10	.700	11-28-39	19	25	14	3	6	
Carolina, W	82	32-55	.582	.621	.538	6-8	.750	12-21	.571	10-23-33	18	20	12	4	5	
at Florida State	71	24-65	.369	.433	.314	9-23	.391	14-23	.609	21-18-39	17	16	12	7	5	
Carolina, W	65	24-55	.436	.269	.586	5-14	.357	12-14	.857	12-25-37	13	13	14	3	9	
Wake Forest	59	24-55	.436	.433	.440	7-27	.259	4-12	.333	10-20-30	18	10	11	1	4	
Carolina, W	73	27-63	.429	.375	.484	4-17	.235	15-20	.750	20-23-43	15	12	10	3	6	
Duke	72	26-59	.440	.548	.321	11-22	.500	9-12	.750	12-17-29	17	10	12	3	5	
Carolina, L	75	29-62	.468	.357	.559	7-22	.318	10-15	.667	13-23-36	20	14	11	0	4	
at NC State	78	24-53	.453	.464	.440	14-33	.357	16-18	.800	6-24-30	17	15	10	2	5	
Carolina, L	78	29-58	.500	.484	.519	9-21	.429	11-17	.647	12-25-37	16	20	18	5	4	
Maryland	84	30-61	.492	.432	.583	8-20	.400	16-23	.696	11-19-30	18	16	12	2	13	
Carolina, L (OT)	83	33-61	.541	.640	.593	9-20	.450	8-13	.615	12-21-33	16	25	17	4	7	.111
Georgia Tech	92	33-71	.541	.533	.394	16-37	.450	10-16	.615	17-19-36	18	17	14	4	8	.750
Carolina, W	53	17-41	.415	.440	.375	11-24	.458	8-15	.533	7-19-26	17	11	10	5	3	
at Clemson	48	14-47	.298	.385	.190	7-23	.304	13-18	.722	13-20-33	15	11	10	2	2	
Carolina, W	71	24-51	.471	.484	.458	7-20	.350	16-22	.727	12-21-33	12	14	13	6	9	
Virginia	66	24-60	.400	.419	.379	14-29	.483	4-5	.800	12-18-30	22	10	16	2	7	
Carolina, W	99	38-61	.623	.688	.552	6-16	.375	17-24	.708	10-40-50	8	31	22	5	8	
VMI	76	28-79	.354	.448	.300	13-32	.406	7-10	.700	12-18-30	18	9	9	1	14	
Carolina, L	80	29-58	.500	.615	.406	14-31	.452	8-13	.615	10-15-25	20	22	12	1	10	
Florida State	84	29-51	.569	.594	.526	11-17	.647	15-23	.652	9-20-29	15	13	15	5	9	
Carolina, L	60	22-53	.415	.462	.370	7-20	.350	9-12	.750	11-20-31	17	11	13	0	4	
at Wake Forest	84	30-59	.508	.613	.393	12-27	.444	12-17	.706	12-22-34	15	19	10	5	10	
Carolina, W	84	29-50	.580	.483	.714	6-12	.500	20-29	.690	9-28-37	20	15	16	1	2	
at Duke	78	28-67	.418	.259	.525	8-28	.286	14-25	.560	14-17-31	25	12	8	0	7	
Carolina, L (ACC)	73	27-50	.540	.593	.478	9-22	.409	10-16	.625	11-21-32	18	16	11	2	3	
vs. Clemson	75	29-58	.500	.480	.515	7-16	.438	10-17	.588	14-18-32	17	14	6	1	5	
Carolina, W (NCAA)	83	31-66	.470	.405	.552	10-22	.455	11-15	.733	17-29-46	9	19	8	4	5	
vs. New Orleans	62	25-60	.417	.357	.469	6-18	.333	6-9	.667	8-19-27	17	13	7	0	5	
Carolina, L	73	27-65	.415	.444	.395	7-26	.269	12-18	.667	16-17-33	22	13	10	2	5	
vs. Texas Tech	92	30-51	.588	.548	.650	12-26	.462	20-30	.667	8-25-33	19	22	11	2	5	



1994-95 GAME-BY-GAME STATS



	PTS	FG	FG%	1st	2nd	3FG	3FG%	FT	FT%	O-D-REB	PF	A	TO	B	ST	OT FG%
Carolina, W	96	33-63	.524	.471	.586	7-16	.438	23-34	.676	14-23-37	17	21	16	6	8	
Texas	92	36-71	.507	.556	.457	8-25	.320	12-16	.750	14-23-37	25	13	15	1	7	
Carolina, W	90	37-69	.536	.515	.556	3-14	.214	13-22	.591	16-25-41	6	26	20	6	14	
Pittsburgh	67	24-64	.375	.364	.387	12-29	.414	7-8	.875	14-18-32	20	16	28	4	12	
Carolina, W	95	36-71	.507	.667	.343	10-19	.526	13-19	.684	16-27-43	13	27	13	6	9	
vs. South Carolina	58	23-61	.377	.303	.464	3-20	.150	9-15	.600	14-22-36	18	8	22	0	5	
Carolina, W	86	33-58	.569	.600	.536	3-13	.231	17-31	.548	12-25-37	20	17	12	3	5	
vs. Cincinnati	76	27-61	.443	.367	.516	8-24	.333	14-18	.778	11-19-30	24	13	16	1	5	
Carolina, W	75	27-56	.482	.419	.560	5-13	.385	16-21	.762	11-23-34	14	11	16	5	6	
Villanova	66	26-65	.400	.333	.457	7-23	.304	7-11	.636	15-20-35	17	16	16	0	9	
Carolina, W	129	53-80	.663	.756	.564	14-28	.500	9-17	.529	16-24-40	12	37	10	14	8	
VMI	89	36-91	.396	.400	.391	10-40	.250	7-8	.875	27-15-42	17	13	14	0	6	
Carolina, W	88	32-72	.444	.405	.486	5-16	.313	19-33	.576	19-34-53	19	14	12	1	5	
at Hawai'i	76	28-65	.431	.400	.457	10-26	.385	10-20	.500	8-28-36	29	17	13	5	3	
Carolina, W	98	38-63	.603	.636	.567	10-15	.667	12-19	.632	17-24-42	15	17	16	6	9	
Old Dominion	79	30-70	.429	.412	.444	12-26	.462	7-15	.467	19-13-32	21	25	15	2	11	
Carolina, W	95	33-67	.493	.444	.548	9-21	.429	20-29	.690	15-31-46	6	24	11	10	8	
UNC Asheville	77	30-81	.370	.278	.444	10-32	.313	7-8	.875	20-21-41	24	16	11	0	7	
Carolina, L	70	26-63	.413	.481	.361	2-15	.133	16-19	.842	15-27-42	20	11	14	5	2	
at NC State	80	28-71	.394	.429	.361	14-38	.368	10-14	.714	16-24-40	16	22	9	1	4	
Carolina, W	100	31-64	.484	.444	.536	8-20	.400	30-50	.600	18-23-41	19	21	14	9	10	
Maryland	90	33-74	.446	.457	.436	7-19	.368	17-25	.680	21-23-44	33	17	18	1	6	
Carolina, W	86	29-58	.500	.533	.464	8-21	.381	20-28	.714	8-26-34	15	20	12	7	11	
Georgia Tech	75	31-76	.408	.342	.474	10-26	.385	3-6	.500	20-20-40	20	18	18	5	6	
Carolina, W	83	20-46	.435	.385	.500	9-20	.450	34-51	.667	11-29-40	9	14	12	3	8	
at Clemson	66	27-67	.403	.462	.366	9-38	.237	3-7	.429	15-25-40	32	15	16	4	7	
Carolina, W	79	27-56	.482	.556	.414	7-13	.538	18-24	.750	8-27-35	14	13	11	9	8	
Virginia	76	28-67	.418	.448	.395	8-20	.400	12-13	.923	13-23-36	18	12	11	4	8	
Carolina, W	87	31-50	.620	.560	.680	10-17	.588	15-20	.750	7-28-35	15	21	17	10	3	
vs. Virginia Tech	76	30-81	.370	.333	.429	6-16	.375	10-15	.667	25-11-36	16	17	7	2	11	
Carolina, W	100	40-67	.597	.575	.618	17-25	.680	3-6	.500	12-25-37	10	30	13	3	8	
Florida State	70	29-66	.439	.438	.441	10-26	.385	2-6	.333	13-16-29	10	17	12	4	8	
Carolina, W	62	25-61	.410	.379	.438	5-14	.357	7-14	.500	11-23-34	13	9	6	4	4	
at Wake Forest	61	25-62	.403	.455	.345	5-21	.238	6-6	1.000	12-29-41	13	10	11	8	2	
Carolina, W (2OT)	102	34-64	.531	.452	.636	7-17	.412	27-38	.711	15-24-39	17	16	12	1	7	.545*
at Duke	100	38-77	.494	.400	.594	11-30	.367	13-14	.929	14-24-38	28	17	11	4	6	.467*
Carolina, W	82	33-60	.559	.516	.586	6-17	.353	10-16	.625	7-25-32	12	17	8	2	10	
NC State	63	24-60	.400	.464	.344	11-24	.458	4-6	.667	13-19-32	16	14	14	2	4	
Carolina, L	73	27-66	.409	.448	.378	11-29	.379	8-10	.800	10-17-27	18	17	13	5	6	
at Maryland	86	32-60	.533	.455	.630	7-16	.438	15-16	.938	10-30-40	13	23	15	7	6	
Carolina, W	85	33-60	.550	.536	.563	8-18	.444	11-13	.846	11-22-33	11	20	13	5	6	
at Georgia Tech	81	32-67	.478	.500	.452	12-28	.429	5-6	.833	13-18-31	12	21	11	3	7	
Carolina, W	66	25-46	.534	.478	.609	10-20	.500	6-10	.600	6-26-32	10	18	11	1	4	
Clemson	39	15-49	.306	.238	.357	6-29	.207	3-3	1.000	8-15-23	14	7	11	2	6	
Carolina, L	71	28-62	.452	.387	.516	6-17	.353	9-14	.643	14-22-36	17	15	8	7	2	
at Virginia	73	29-66	.439	.289	.643	8-20	.400	7-13	.538	19-23-42	18	14	7	7	0	
Carolina, W	80	28-50	.560	.565	.556	6-11	.545	18-26	.692	8-22-30	13	12	12	5	5	
at Florida State	78	30-70	.429	.359	.516	12-25	.480	6-11	.545	18-17-35	19	11	10	4	8	
Carolina, L	70	24-56	.429	.481	.379	8-20	.400	14-18	.778	12-19-31	17	11	15	3	7	
Wake Forest	79	29-55	.527	.625	.452	8-19	.521	13-18	.722	8-19-27	19	11	14	4	8	
Carolina, W	99	36-69	.522	.385	.700	8-23	.348	19-24	.792	17-19-36	10	17	9	2	9	
Duke	86	35-67	.522	.500	.545	12-25	.480	4-8	.500	14-19-33	18	17	14	1	6	
Carolina, W (ACC)	78	27-49	.551	.609	.500	11-24	.458	13-20	.650	11-25-36	13	16	8	4	2	
vs. Clemson	62	24-68	.353	.313	.389	5-27	.185	9-13	.692	21-15-36	17	10	3	1	1	
Carolina, W (OT)	97	39-74	.527	.543	.531	8-26	.308	11-14	.786	15-31-46	22	15	10	7	0	.429
vs. Maryland	92	32-78	.410	.371	.472	9-24	.375	19-27	.704	20-23-43	19	9	7	5	5	.286
Carolina, L (OT)	80	31-64	.484	.483	.500	9-22	.409	9-17	.529	12-29-41	14	8	13	2	5	.429
vs. Wake Forest	82	30-71	.423	.375	.424	15-34	.441	7-11	.636	15-23-38	13	16	11	4	5	.667
Carolina, W (NCAA)	80	27-51	.529	.516	.550	6-18	.333	20-24	.833	10-28-38	11	12	18	4	5	
vs. Murray State	70	26-73	.356	.457	.263	7-24	.292	11-13	.846	18-17-35	22	6	9	0	11	
Carolina, W	73	29-56	.518	.500	.529	9-19	.474	6-9	.667	11-24-35	11	9	15	3	6	
vs. Iowa State	51	21-54	.389	.423	.357	5-23	.217	4-6	.667	9-16-25	13	12	15	0	8	
Carolina, W	74	27-59	.458	.419	.500	7-24	.292	13-21	.619	16-25-41	18	13	12	11	3	
vs. Georgetown	64	23-69	.333	.270	.406	3-12	.250	15-22	.682	23-22-45	18	9	9	4	6	
Carolina, W	74	24-49	.490	.455	.519	4-15	.267	22-28	.786	6-37-43	12	12	20	3	5	
vs. Kentucky	61	21-75	.280	.265	.293	7-36	.194	12-16	.750	19-19-38	23	19	12	4	13	
Carolina, L	68	21-56	.375	.469	.250	10-28	.357	16-24	.667	12-31-43	13	15	15	5	3	
vs. Arkansas	75	28-74	.378	.300	.471	12-34	.353	7-9	.778	16-26-42	17	22	9	1	9	



1993-94 GAME-BY-GAME STATS



	PTS	FG	FG%	1st	2nd	3FG	3FG%	FT	FT%	O-D-REB	PF	A	TO	B	ST	OT FG%
Carolina, W	101	33-57	.579	.645	.500	2-10	.200	33-43	.767	9-33-42	26	22	21	3	8	
Western Kentucky	87	31-74	.419	.382	.450	5-24	.208	20-31	.645	13-15-28	31	8	17	4	10	
Carolina, W	90	33-53	.623	.571	.680	6-14	.429	18-28	.643	7-38-45	17	25	20	12	10	
Cincinnati	63	24-69	.347	.371	.323	6-18	.333	9-14	.643	12-17-29	26	11	23	1	12	
Carolina, L (OT)	86	28-68	.412	.448	.412	3-10	.300	27-43	.628	24-28-52	26	17	15	4	4	.200
vs. Massachusetts	91	31-76	.408	.361	.433	5-17	.294	24-42	.571	28-26-54	30	15	12	3	5	.500
Carolina, W	90	29-57	.509	.515	.500	5-15	.333	27-40	.675	16-28-44	19	15	22	4	9	
vs. Minnesota	76	27-72	.375	.452	.317	9-28	.321	13-16	.813	18-20-38	30	18	17	1	9	
Carolina, W	92	37-80	.463	.409	.528	4-15	.267	14-20	.700	21-21-42	9	15	6	12	8	
Hawai'i	77	31-62	.500	.545	.448	13-21	.619	2-3	.667	11-25-36	18	18	24	5	3	
Carolina, W	87	31-67	.463			4-13	.308	21-45	.467	60	13	19	13	10	10	
vs. George Washington	62	23-57	.404			10-23	.435	6-10	.600	35	31	10	22	3	3	
Carolina, W	97	33-59	.559			5-11	.455	26-46	.565	18-29-47	20	20	16	4	8	
vs. BYU	65	24-56	.429	.464	.393	5-16	.313	12-22	.545	9-17-26	34	10	18	2	5	
Carolina, W	89	36-71	.507	.526	.485	3-12	.250	14-21	.667	14-31-45	12	22	14	8	14	
Colorado State	66	27-66	.409	.321	.474	7-16	.438	5-7	.714	9-22-31	19	12	19	7	7	
Carolina, W	81	28-59	.475	.379	.567	2-9	.222	23-34	.676	11-30-41	14	19	18	8	15	
Ohio State	68	27-72	.372	.324	.421	5-16	.313	9-11	.818	16-24-40	24	10	19	2	12	
Carolina, W	106	34-80	.425	.400	.444	8-19	.421	30-39	.769	32-29-61	22	20	21	5	4	
at Pittsburgh	93	30-76	.395	.378	.419	8-23	.348	25-33	.758	20-20-40	26	19	14	11	9	
Carolina, W	116	46-79	.582	.600	.568	4-10	.400	20-27	.741	17-29-46	11	30	12	11	20	
Marshall	62	24-67	.358	.324	.394	6-19	.316	8-11	.727	13-19-32	18	12	25	3	7	
Carolina, W	88	31-50	.620	.615	.625	5-6	.833	21-31	.677	11-30-41	10	22	17	14	11	
NC State	58	24-78	.308	.270	.341	5-20	.250	5-10	.500	24-13-37	19	13	15	2	13	
Carolina, W	75	32-62	.516	.514	.519	4-15	.267	7-13	.538	14-26-40	22	16	19	1	4	
at Maryland	70	25-65	.385	.433	.343	1-15	.067	19-28	.679	19-20-39	19	11	17	3	12	
Carolina, L	69	30-74	.405	.457	.359	3-19	.158	6-9	.667	22-24-46	18	16	19	3	4	
at Georgia Tech	89	33-70	.471	.425	.533	7-18	.389	16-18	.889	13-24-37	13	23	10	2	14	
Carolina, W	106	41-77	.532	.488	.583	3-15	.200	21-27	.778	23-34-57	10	27	15	7	10	
Clemson	62	22-70	.314	.357	.286	12-42	.286	6-12	.500	13-15-28	19	11	20	5	7	
Carolina, L	77	30-65	.462	.444	.483	3-17	.176	14-22	.636	20-21-41	23	21	16	6	6	
at Virginia	81	28-58	.483	.387	.593	8-16	.500	17-23	.739	12-21-33	22	19	13	9	9	
Carolina, W	88	29-54	.537	.464	.615	5-17	.294	25-39	.641	14-32-46	19	19	21	4	11	
vs. LSU	65	23-69	.333	.281	.378	7-28	.250	12-25	.480	19-18-37	30	13	19	4	10	
Carolina, W	104	42-69	.609	.528	.697	6-12	.500	14-21	.667	12-30-42	14	32	13	7	13	
Butler	64	26-68	.382	.300	.421	8-24	.333	4-7	.571	13-18-31	23	16	20	2	4	
Carolina, W	90	29-53	.547	.556	.539	10-18	.556	22-32	.688	11-25-36	17	22	17	5	7	
at Florida State	77	28-64	.438	.290	.576	8-22	.364	13-23	.565	13-19-32	23	16	13	4	8	
Carolina, W	85	34-56	.607	.621	.593	4-10	.400	13-23	.565	10-28-38	15	24	5	2	5	
Wake Forest	61	24-67	.358	.375	.343	8-26	.308	5-12	.417	17-17-34	21	12	10	2	1	
Carolina, W	89	35-62	.565	.545	.586	3-4	.750	16-22	.727	12-21-33	19	19	12	5	8	
Duke	78	29-62	.468	.640	.351	5-21	.238	15-22	.682	10-16-26	19	13	14	7	5	
Carolina, W	77	27-52	.519	.464	.583	3-11	.273	20-34	.588	13-29-42	10	14	19	4	5	
at NC State	64	26-68	.382	.371	.394	8-22	.364	4-12	.333	14-16-30	25	20	13	0	8	
Carolina, W	95	36-74	.487	.455	.533	3-14	.214	20-37	.541	24-21-45	15	22	17	5	12	
Maryland	89	33-65	.487	.500	.514	9-16	.563	14-22	.636	12-22-34	27	14	23	4	10	
Carolina, L	89	34-70	.486	.575	.405	9-16	.563	12-17	.706	12-17-29	18	19	8	4	9	
Georgia Tech	96	31-61	.508	.469	.552	15-29	.517	19-24	.706	14-26-40	14	18	15	6	5	
Carolina, L	69	26-63	.413	.556	.306	6-16	.375	11-17	.647	19-22-41	26	17	22	4	11	
at Clemson	77	24-55	.436	.433	.440	7-21	.333	22-37	.595	18-22-40	17	17	16	4	11	
Carolina, W	69	18-50	.360	.391	.333	4-9	.444	29-40	.725	14-27-41	15	9	10	14	5	
Virginia	56	21-68	.309	.464	.200	5-21	.238	9-15	.600	24-24-48	27	11	14	2	5	
Carolina, W	80	25-54	.463	.444	.481	3-9	.333	27-34	.794	8-29-37	15	9	10	9	5	
at Notre Dame	71	29-68	.426	.353	.500	6-25	.240	7-14	.500	15-24-39	27	14	12	6	2	
Carolina, W	78	32-49	.653	.539	.783	2-14	.143	12-27	.444	7-30-37	12	27	17	3	7	
Florida State	75	28-71	.394	.400	.389	11-32	.344	8-11	.727	13-18-31	20	15	13	1	10	
Carolina, L	61	22-65	.338	.281	.394	4-13	.308	13-17	.765	18-25-43	18	7	10	3	6	
at Wake Forest	68	24-65	.369	.419	.324	9-25	.360	11-17	.648	21-24-45	12	11	12	7	5	
Carolina, W	87	35-64	.547	.483	.600	2-9	.222	15-16	.938	12-22-34	17	17	9	4	6	
at Duke	77	28-65	.431	.412	.452	4-16	.250	17-22	.773	16-18-34	17	14	10	4	6	
Carolina, W (ACC)	83	27-56	.482	.433	.538	2-11	.182	27-43	.628	20-32-52	17	15	17	10	4	
vs. Florida State	69	21-75	.280	.250	.302	8-31	.258	19-26	.731	23-17-40	29	10	10	5	9	
Carolina, W (OT)	86	31-64	.484	.424	.548*	5-11	.455	19-27	.704	19-31-50	21	14	15	6	7	
vs. Wake Forest	84	27-63	.429	.519	.361*	12-24	.500	18-25	.720	10-18-28	20	18	9	5	5	
Carolina, W	73	27-55	.491	.515	.455	4-10	.400	15-27	.556	19-21-40	16	17	16	6	6	
vs. Virginia	66	25-62	.403	.462	.361	9-22	.409	7-12	.583	18-15-33	24	14	17	3	4	
Carolina, W (NCAA)	71	25-57	.439	.357	.517	1-6	.167	20-24	.833	15-34-49	8	12	16	7	9	
vs. Liberty	51	18-62	.290	.321	.265	10-34	.294	5-6	.833	11-20-31	18	14	15	5	9	
Carolina, L	72	25-63	.397	.433	.364	4-17	.235	18-23	.783	21-27-48	13	8	14	5	4	
vs. Boston College	75	27-70	.386	.410	.355	12-31	.387	9-13	.692	19-20-39	19	16	9	0	7	

* overtime field goals included in second-half shooting



1992-93 GAME-BY-GAME STATS



	PTS	FG	FG%	1st	2nd	3FG	3FG%	FT	FT%	O-D-REB	PF	A	TO	B	ST	OT FG%
Carolina, W	119	43-57	.754	.655	.857	5-11	.455	28-37	.757	8-28-36	20	31	22	7	18	
Old Dominion	82	26-80	.325	.250	.400	8-32	.250	22-33	.667	29-9-38	24	10	23	1	9	
Carolina, W	108	39-71	.549	.594	.564	9-18	.500	17-18	.944	19-25-44	13	23	18	5	3	
vs. South Carolina	67	27-65	.415	.538	.333	5-15	.333	8-14	.571	16-12-28	15	15	21	7	7	
Carolina, W	104	39-71	.549	.615	.469	7-8	.875	19-32	.594	21-41-62	18	21	21	4	7	
vs. Texas	68	28-98	.286	.302	.273	7-33	.212	5-18	.278	36-19-55	22	10	13	5	7	
Carolina, W	78	27-59	.458			3-9	.333	21-26	.808		49	17	18	18	4	3
vs. Virginia Tech	62	25-64	.391			6-15	.400	6-13	.462		28	19	14	14	4	3
Carolina, W	84	34-55	.618	.643	.593	6-13	.462	10-19	.526	11-23-34	21	25	25	2	10	
Houston	76	26-56	.464	.519	.414	9-23	.391	15-22	.681	10-13-23	17	10	23	0	12	
Carolina, W	103	40-71	.563	.588	.541	7-13	.538	16-26	.615	17-26-43	18	27	16	2	5	
at Butler	56	24-72	.333	.353	.316	3-23	.130	5-12	.417	21-18-39	25	10	26	0	7	
Carolina, W	84	35-60	.583	.548	.621	1-5	.200	13-22	.591	16-26-42	13	17	17	1	8	
at Ohio State	64	26-59	.441	.533	.345	6-21	.286	6-10	.600	10-14-24	19	18	18	1	3	
Carolina, W	80	33-72	.458	.342	.588	3-15	.200	11-19	.579	16-28-44	15	17	15	1	13	
vs. SW Louisiana	59	27-67	.403	.412	.394	3-14	.214	2-7	.286	11-23-34	22	9	15	3	8	
Carolina, L	78	27-58	.466	.406	.538	5-13	.385	19-27	.704	17-20-37	17	13	19	3	10	
vs. Michigan	79	30-60	.500	.471	.538	4-16	.250	15-22	.682	14-20-34	18	14	17	7	4	
Carolina, W	101	35-61	.574	.579	.565	3-5	.600	28-37	.757	14-22-36	18	20	10	3	7	
at Hawai'i	84	32-60	.533	.452	.621	6-14	.429	14-20	.700	10-15-25	22	20	14	5	3	
Carolina, W	98	39-72	.542	.583	.500	5-8	.625	15-24	.625	20-26-46	13	19	14	9	18	
Cornell	60	25-61	.410	.387	.433	4-11	.364	6-9	.667	11-19-30	20	13	25	2	8	
Carolina, W	100	35-69	.507	.590	.400	7-15	.467	23-31	.742	21-28-49	22	22	13	2	8	
at NC State	67	21-57	.368	.333	.400	7-27	.259	18-26	.692	12-17-29	25	10	15	0	9	
Carolina, W	101	39-70	.557	.525	.600	7-15	.467	16-27	.593	21-29-50	14	25	23	12	12	
Maryland	73	30-72	.417	.400	.429	3-15	.200	10-13	.769	11-19-30	19	16	23	4	12	
Carolina, W	80	34-60	.567	.485	.667	2-6	.333	10-14	.714	9-21-30	11	19	14	3	11	
Georgia Tech	67	28-56	.500	.484	.520	7-15	.467	4-8	.500	8-18-26	15	14	18	2	8	
Carolina, W	82	27-63	.429	.344	.516	6-24	.250	22-36	.611	19-26-45	20	12	18	2	9	
at Clemson	72	27-61	.443	.417	.459	6-21	.286	12-18	.667	9-24-33	25	17	21	5	14	
Carolina, W	80	30-63	.476	.394	.567	6-12	.500	14-19	.737	20-23-43	13	20	17	4	10	
Virginia	58	24-60	.400	.423	.382	5-14	.357	5-9	.556	13-16-29	17	9	18	6	5	
Carolina, W	70	23-52	.442	.300	.636	1-5	.200	23-32	.719	10-16-26	15	12	9	4	10	
at Seton Hall	66	25-52	.481	.522	.448	6-13	.462	10-14	.714	13-22-35	21	17	23	7	5	
Carolina, W	82	31-75	.413	.324	.500	5-20	.250	15-21	.714	21-19-40	13	15	14	6	13	
Florida State	77	31-71	.437	.439	.433	6-25	.240	9-13	.692	20-25-45	16	17	23	7	12	
Carolina, L	62	26-64	.406	.542	.325	5-18	.278	5-5	1.000	14-17-31	22	10	17	1	8	
at Wake Forest	88	30-50	.600	.520	.680	9-14	.643	19-29	.655	9-23-32	11	16	13	2	9	
Carolina, L	67	25-66	.379	.429	.342	2-15	.133	15-24	.625	22-18-40	29	12	15	0	5	
at Duke	81	26-56	.464	.448	.481	4-15	.267	25-31	.806	14-22-36	18	17	12	5	7	
Carolina, W	104	40-77	.519	.463	.583	6-18	.333	18-27	.667	18-27-45	13	28	16	6	19	
NC State	58	25-62	.403	.385	.417	2-15	.133	6-12	.500	12-24-36	20	10	30	1	5	
Carolina, W	77	28-57	.491	.387	.615	2-7	.286	19-25	.760	15-29-44	15	14	22	4	6	
at Maryland	63	22-62	.355	.290	.419	6-15	.400	13-15	.867	13-17-30	21	18	20	4	6	
Carolina, W	77	29-61	.475	.333	.643	6-13	.462	13-19	.684	16-18-34	19	18	11	3	12	
at Georgia Tech	66	23-53	.434	.483	.375	5-13	.385	15-17	.882	14-19-33	18	13	18	3	4	
Carolina, W	80	33-60	.550	.536	.563	3-10	.300	11-16	.688	13-16-29	8	21	14	4	16	
Clemson	67	25-53	.471	.370	.577	10-19	.526	7-10	.700	12-17-29	18	14	22	7	11	
Carolina, W	78	27-57	.474	.500	.444	2-8	.250	22-26	.846	12-28-40	18	16	12	1	5	
at Virginia	59	20-64	.313	.258	.364	5-18	.278	13-17	.765	19-20-39	21	12	16	4	6	
Carolina, W	85	31-63	.492	.433	.545	1-11	.091	22-35	.629	22-25-47	18	17	13	4	12	
Notre Dame	56	21-55	.382	.414	.346	4-16	.250	10-14	.714	9-15-24	24	11	19	1	6	
Carolina, W	86	32-65	.492	.400	.600	4-11	.364	18-24	.750	17-23-40	17	17	15	4	11	
at Florida State	76	30-62	.484	.538	.444	3-21	.143	13-19	.684	13-18-31	19	15	18	6	9	
Carolina, W	83	33-60	.550	.613	.483	5-9	.556	12-16	.750	8-25-33	14	19	9	2	6	
Wake Forest	65	23-51	.451	.435	.464	9-18	.500	10-13	.769	3-19-22	17	17	15	3	3	
Carolina, W	83	33-60	.550	.581	.517	5-12	.417	12-24	.500	15-28-43	18	18	15	9	5	
Duke	69	22-62	.355	.455	.300	9-26	.346	16-22	.727	13-18-31	17	16	13	4	10	
Carolina, W (ACC)	102	37-75	.493	.471	.512	2-8	.250	26-29	.897	20-37-57	17	24	17	3	10	
vs. Maryland	66	26-73	.356	.441	.282	6-19	.316	8-17	.471	15-18-33	20	18	18	4	9	
Carolina, W	74	22-58	.379	.444	.323	3-8	.375	27-32	.844	17-26-43	9	8	12	4	12	
vs. Virginia	56	24-58	.414	.433	.393	6-19	.316	2-7	.286	10-20-30	21	10	17	0	9	
Carolina, L	75	28-71	.394	.387	.400	6-21	.286	13-19	.684	20-23-43	19	14	15	3	8	
vs. Georgia Tech	77	25-60	.417	.432	.391	4-16	.250	23-26	.885	13-26-39	16	16	14	4	4	
Carolina, W (NCAA)	85	29-53	.547	.581	.500	5-16	.313	22-27	.815	11-23-34	9	15	8	4	7	
ECU	65	23-56	.411	.406	.417	9-21	.429	10-15	.667	14-17-31	20	12	11	1	5	
Carolina, W	112	42-74	.568	.576	.561	6-14	.429	22-30	.733	15-35-50	15	28	11	6	9	
vs. Rhode Island	67	23-72	.319	.229	.405	7-21	.333	14-22	.636	14-20-34	26	8	15	3	8	
Carolina, W	80	30-62	.484	.531	.433	4-12	.333	16-26	.615	21-24-45	13	19	12	3	5	
vs. Arkansas	74	27-61	.443	.444	.440	11-24	.458	9-13	.692	13-18-31	20	21	12	6	6	
Carolina, W (OT)	75	27-58	.466	.520	.379	3-8	.375	18-25	.720	16-27-43	15	14	18	5	11	.750
vs																



HISTORICAL TIMELINE



Jan. 27, 1911: Carolina defeats Virginia Christian, 42-21, in first game. **Marvin "Philly" Ritch**, considered the Father of Carolina Basketball, is the team's first captain and leading scorer.

Feb. 22, 1913: Carolina plays the North Carolina College of Agricultural and Mechanic Arts (NC State) for the first time in any sport since 1906. The Tar Heels lost that first encounter, 26-18. The teams would not play again until the 1919 state championship.

Dec. 29, 1913: **Meb Long**, UNC's first great scorer, scored 23 points in a win over the Charlotte YMCA. Long became the first Tar Heel to score 20 points in a game. Two weeks earlier, Meb and **Cyrus Long** became the first brothers to play basketball for UNC.

Feb. 19, 1914: **Ben Edwards** plays for Guilford in a 38-13 Tar Heel victory. Earlier in the year, Edwards played in six games for Carolina, thus becoming the first and only player to play for and against UNC in the same season.

Feb. 20, 1915: Lynchburg YMCA beats Carolina, 63-20, the most lopsided loss in UNC history (43 points).

Jan. 24, 1920: **Billy Carmichael** scored 16 points in a 36-25 win over Trinity in the first-ever basketball game between the two schools located eight miles apart. Carmichael led the team in scoring in 1919-20

(10.8 ppg) and was later the University's controller and acting president. Carmichael Auditorium was named in his honor.

Feb. 26, 1921: **Cartwright Carmichael** scored 15 points in a win over Virginia and sets UNC's single-season scoring record, surpassing Meb Long. Carmichael would finish the season with 286 points.

Feb. 28, 1922: **Cartwright Carmichael** and **Monk McDonald** lead UNC to a 40-26 win over Mercer for Southern Conference Tournament title.

Feb. 29, 1924: En route to an undefeated season the Tar Heels play and beat Kentucky for the first time, a 41-20 win in the first round of the Southern Conference Tournament in Atlanta. **Jack Cobb** scored 17 points.

March 4, 1924: **Jack Cobb's** 15 points almost single-handedly outscored Alabama in a 26-16 win in the Southern Conference title game. UNC finishes 26-0 and the Helms Foundation later selects Carolina as national champions. **Cobb** leads all scorers with a single-season school record 353 points. **Cobb**, **Cartwright Carmichael** and **Monk McDonald** combine to average 28 of UNC's 36.9 points per game.

Jan. 24, 1925: **John Purser** scores 10 points to lead UNC to a 25-21 win at Duke's Memorial Gymnasium. It was the first game ever played between North Carolina and Duke as the school formerly known as Trin-

ity changed its name less than four weeks prior to the game.

Feb. 12, 1925: Head cheerleader Vic Hugins introduces **Rameses**, the school's first ram mascot, at halftime of UNC's 28-27 loss to South Carolina.

Feb. 18, 1926: A 17-8 loss to NC State marks the fewest points in UNC history, but two weeks later, Carolina beats Mississippi State to win the Southern Conference Tournament.

Feb. 27, 1932: **Virgil Weathers'** basket with less than 30 seconds to play gives Carolina a 43-42 win over Adolph Rupp's top-seed Kentucky in the second round of the Southern Conference Tournament. It would prove to be the final time the two schools played one another as members of the same conference.

1933-34: The first season in which Carolina wore numbers on its jerseys. **Dave McCachren** was captain, marking the first of four brothers from Charlotte (**Jim 1936, Bill 1939 and George 1943**) to captain the team.

Jan. 15, 1936: NYU beats the Tar Heels, 55-33, in Carolina's first game in Madison Square Garden.

March 7, 1936: Trailing 42-30 with less than 10 minutes to play, the Tar Heels go on a 20-3 run to defeat Washington & Lee, 50-45, to win the Southern Conference Tournament. The game was called the greatest comeback in the history of Southern basketball. **Andy Bershak**, who won All-America honors in football, scored the go-ahead basket and led UNC with 15 points.

Feb. 10, 1941: Two-time All-America **George Glamack** scores a record 45 points in 76-53 win over Clemson. Later that year, UNC loses to Pittsburgh and Dartmouth in first-ever NCAA Tournament appearance.

March 21, 1946: 57-49 win over NYU in Madison Square Garden is Carolina's first in the NCAA Tournament. Five days later, Oklahoma A&M beats UNC, 43-40, in NCAA championship game. **"Hook" Dillon** scores 16 for Tar Heels in title game, but Bob Kurland leads A&M with 23.

Dec. 3, 1951: 100-57 win over Furman marks the first of 171 games in which Carolina scores 100 or more points. The Tar Heels are 153-18 in those games.

NCAA DIVISION I LEADERS IN ALL-TIME WINS (entering the 2023-24 season)

No.	School	Yrs.	Won	Lost	Tied	Pct.	Wins/Season
1.	Kansas	125	2,385	885	0	.729	19.1
2.	Kentucky	120	2,375	748	1	.760	19.8
3.	North Carolina	113	2,343	852	0	.733	20.7
4.	Duke	118	2,273	920	0	.712	19.3
5.	Temple	127	1,977	1,137	0	.635	15.6
6.	Syracuse	122	1,973	964	0	.672	16.2
7.	UCLA	104	1,986	888	0	.691	19.1
8.	Notre Dame	120	1,950	1,089	2	.642	16.3
9.	St. John's (NY)	116	1,922	1,085	0	.639	16.6
10.	Indiana	123	1,913	1,102	0	.634	15.6

NCAA DIVISION I LEADERS IN ALL-TIME WINNING PERCENTAGE (entering the 2023-24 season)

No.	School	Yrs.	Won	Lost	Tied	Pct.
1.	Kentucky	120	2,375	748	1	.760
2.	North Carolina	113	2,343	852	0	.733
3.	Kansas	125	2,385	885	0	.729
4.	Duke	118	2,273	920	0	.712
5.	UCLA	104	1,986	888	0	.691
6.	UNLV	65	1,322	614	0	.683
7.	Syracuse	122	1,973	964	0	.672
8.	Arizona	118	1,912	977	1	.662
9.	Western Kentucky	104	1,872	973	0	.658
10.	Villanova	103	1,864	973	0	.657



The 1957 Tar Heels, shown here celebrating after winning the ACC Tournament, won UNC's first NCAA title with a perfect 32-0 record. With head coach Frank McGuire: (front row, l-r) Bill Hathaway, Bob Cunningham, Tommy Kearns; (middle row, l-r) Pete Brennan, Joe Quigg and Lennie Rosenbluth.

Feb. 29, 1952: Duke's Dick Groat scores 48, Bernie Jernicki grabs 31 rebounds in 94-64 Blue Devil win.

Dec. 1, 1952: Frank McGuire Era begins with 70-50 win over The Citadel. McGuire would post a 164-58 record in nine seasons.

Dec. 12, 1953: 82-56 win over South Carolina is UNC's first ACC game and win.

Feb. 8, 1954: Virginia's Buzz Wilkinson scores 48 in 83-69 Wahoo win, most points ever vs. UNC in an ACC game.

March 4, 1954: UNC loses first-ever ACC Tournament game, 52-51, to eventual champion NC State.

Dec. 14, 1955: Lennie Rosenbluth scores 29 as 16th-ranked Carolina beats fifth-ranked Alabama, 99-77, in UNC's first game as ranked team in AP poll.

Jan. 14, 1956: Lennie Rosenbluth ties UNC record with 45 points in a 103-99 win at Clemson. The Bronx native goes 15 for 23 from the floor and 15 for 24 from the line.

Feb. 24, 1956: Lennie Rosenbluth has 31 points and 14 boards in 73-65 win over Duke that clinches UNC's first-ever ACC regular-season title. Tar Heels, 11-3 in ACC, get first ACC Tournament win (over Virginia in quarterfinal), but are upset by No. 20 Wake Forest in semifinals.

Dec. 4, 1956: Lennie Rosenbluth sets UNC scoring record with 47 in season-opening win over Furman. Rosenbluth makes 20 of 37 shots from the floor and adds 17 rebounds.

Dec. 29, 1956: Carolina beats Wake Forest, 63-55, to win Dixie Classic for first time, one of four UNC wins that year over the Deacons (by a combined 18 points).

Jan. 30, 1957: Tar Heels beat Western Carolina, 77-59, in UNC's first-ever game as No. 1 ranked team in the nation (poll released Jan. 22).

Feb. 5-9, 1957: Lennie Rosenbluth scores eight of UNC's extra-session points in double-overtime win at Maryland followed by a 75-73 win over Duke as Tommy Kearns hits two free throws in the final minute to keep their unbeaten streak alive.

March 1, 1957: Lennie Rosenbluth scores 40 at Duke to cap perfect 14-0 ACC record. Rosenbluth, the National Player of the Year, sets UNC record averaging 28.0 points for the season.

March 7-9, 1957: Carolina wins first ACC Tournament title with wins over Clemson, Wake Forest and South Carolina. Lennie Rosenbluth has 45 in first round over Tigers and hits three-point play to beat Deacs in semifinals. The 45 points still stands as the ACC Tournament single-game record.

March 22, 1957: Pete Brennan sends national semifinal vs. Michigan State into second overtime with four seconds left and UNC wins, 74-70 in triple overtime. Lennie Rosenbluth (31) and Bob Cunningham (19) lead the Tar Heels.

March 23, 1957: No. 1 Carolina beats No. 2 Kansas, 54-53, in another triple overtime classic. Tommy Kearns jumps center against 7-0 All-America center Wilt Chamberlain.

AVERAGE FINISH ATLANTIC COAST CONFERENCE REGULAR SEASON

School (Years in ACC)	Ave. Finish
Carolina (70)	2.4
Duke (70)	2.9
Virginia (70)	5.0
NC State (70)	5.3
Wake Forest (70)	5.7
Florida State (32)	6.1
Clemson (70)	6.3
Louisville (9)	6.6
Miami (19)	6.8
Georgia Tech (44)	7.0
Syracuse (10)	7.3
Virginia Tech (19)	7.5
Notre Dame (10)	7.8
Boston College (18)	9.8
Pittsburgh (10)	10.4

Lennie Rosenbluth scores 20, but fouls out in regulation. UNC center Joe Quigg hits the winning free throws with six seconds left in the third OT and Carolina caps perfect 32-0 season as national champions.

Dec. 21, 1957: Jerry West leads eighth-ranked West Virginia to 75-64 win over No. 1 Carolina in the finals of the Kentucky Invitational, ending UNC's 37-game win streak.

Jan. 14, 1959: Third-ranked UNC beats No. 1 NC State, 72-68, the first of an NCAA record 11 wins over No. 1 ranked teams.

Dec. 29, 1959: York Larese sets ACC record in 75-53 win over Duke by making 21 free throw attempts.

Dec. 2, 1961: Bryan McSweeney and Jim Hudock each score 20 and Larry Brown has 12 points and eight rebounds as Carolina beats Virginia, 80-46, in Dean Smith's first game as head coach.

Dec. 17, 1962: Yogi Poteet scores 17 and Billy Cunningham grabs 17 rebounds in Dean Smith's first of 13 wins against Kentucky (against only three losses), a 68-66 victory in Lexington.

Jan. 13, 1964: Billy Cunningham scores 40 and has 28 rebounds in 97-88 win over Maryland, one of the Kangaroo Kid's 40 consecutive double-doubles.

Dec. 7, 1964: Bobby Lewis and Billy Cunningham score 23 and 22 points, respectively, and Carolina beats 11th-ranked Kentucky, 82-67, in Charlotte, Dean Smith's first win over a ranked opponent.

Dec. 4, 1965: UNC beats William and Mary, 82-68, in the first game played at Carmichael Auditorium.



DEAN SMITH and BOBBY LEWIS, one of Smith's first great All-Americans, who set UNC's single-game scoring record in 1965 with 49 points vs. Florida State, a record that still stands.

Dec. 16, 1965: Bobby Lewis scores a UNC-record 49 points in 115-80 win over Florida State, a mark that stands today. Lewis goes 18 of 25 from the floor and 13 of 16 from the line and adds seven boards and five assists. He averages 27.4 points that year, second-best ever by a Tar Heel.

March 4, 1966: Mike Lewis hits a free throw to break a 20-all tie and give second-ranked Duke a 21-20 win in the ACC semifinals. **John Yokley** and Duke's Steve Vacendak share game-scoring honors with six points. Only a combined 36 field goal attempts are taken in a classic delay game. The Blue Devils led 7-5 at halftime.

March 11, 1967: Carolina had won the ACC regular-season title for the first time under Dean Smith, then beat Duke for the third time, 82-73, to win Smith's first ACC Tournament crown. MVP **Larry Miller** had 32 points and **Bobby Lewis** added 26.

March 17, 1967: Fourth-ranked Carolina beats No. 5 Princeton for Dean Smith's first NCAA Tournament win. **Bobby Lewis** earns regional MVP honors as UNC beats Boston College the next day to advance to the Final Four, where they lose to Dayton in the national semifinal.

December 2, 1967: Charlie Scott becomes Carolina's first black player, scoring 18 points and grabbing nine rebounds vs. Virginia Tech. Scott is inducted in the Naismith Hall of Fame in 2018.

Feb. 21, 1968: Rusty Clark sets UNC record with 30 rebounds in 83-60 win over Maryland.

March 2, 1968: Third-ranked UNC had already clinched its second straight ACC regular-season title, but lose in triple overtime at 10th-ranked Duke, 87-86. **Larry Miller** plays all 55 minutes and has 15 points and 15 rebounds.

March 9, 1968: Larry Miller (21 points) earns his second ACC Tournament MVP in a row as Carolina beats NC State, 87-50, still the largest margin in ACC championship game history.

March 15-16, 1968: Fourth-ranked Tar Heels beats No. 3 St. Bonaventure and No. 8 Davidson behind regional MVP **Rusty Clark** to advance to Final Four. Clark has 22 points and 17 rebounds in regional final. Tar Heels beat Ohio State in Final Four, but fall to Lew Alcindor and UCLA, 78-55, for national title in Los Angeles Sports Arena.

Feb. 26, 1969: Bill Bunting leads balanced effort with 14 points as Tar Heels beat South Carolina in Columbia to wrap up third straight ACC regular-season title.

March 8, 1969: Charlie Scott scores 40 points, 29 in the second half, as Carolina beats Duke, 85-74 in ACC title game. Duke leads by nine at the half, but Scott sets ACC championship game scoring record and wins MVP honors.

March 15, 1969: Charlie Scott hits the game-winning jumper at the buzzer to beat Lefty Driesell's Davidson Wildcats, 87-85, to win NCAA East Regional and advance to third consecutive Final Four. UNC loses to Purdue behind Rick Mount's 36 points.

Jan. 17, 1970: Charlie Scott scores 43 in 91-90 loss to Wake Forest. Later that year, the ACC's leading scorer and co-Male Athlete of the Year scores 41 points in ACC Tournament loss to Virginia. Scott averages 27.1 points, the third-highest mark by a Tar Heel.

March 13, 1971: South Carolina beats UNC, 52-51, on a Tom Owens lay-up at the buzzer in the ACC championship game. Owens' basket followed a jump ball with just three seconds to play. **Lee Dedmon** shared MVP honors as a member of the second-place team.

March 27, 1971: Bill Chamberlain scores 34 points and has 10 rebounds as UNC beats Georgia Tech, 84-66, to win the NIT. The Tar Heels also beat Julius Erving and Massachusetts in the first round, Providence and Duke (in the semifinal), all in Madison Square Garden.

TAR HEELS IN THE OLYMPIC GAMES

Player/Coach	Year
Larry Brown	1964 gold
Charlie Scott	1968 gold
Bobby Jones	1972 silver
Walter Davis	1976 gold
Phil Ford	1976 gold
Bill Guthridge (Asst. Coach)	1976 gold
Mitch Kupchak	1976 gold
Tommy LaGarde	1976 gold
Dean Smith (Head Coach)	1976 gold
Al Wood	1980 (dnp-boycott)
Michael Jordan	1984 gold, 1992 gold
Sam Perkins	1984 gold
J.R. Reid	1988 bronze
Henrik Rödl (Germany)	1992
Vince Carter	2000 gold
Larry Brown (Asst. Coach)	2000 gold
Larry Brown (Head Coach)	2004 bronze
Roy Williams (Asst. Coach)	2004 bronze
Harrison Barnes	2016 gold
Henrik Rödl (Germany, Head Coach)	2020

Note: With the exception of Rödl, all other UNC players and coaches have represented the United States.

Most Olympics: 2 by Michael Jordan, 1984, 1992

Most Games: 16 by Michael Jordan


Most Points: 256 by Michael Jordan

Most Points in a Game: 24 by Michael Jordan, 1984 gold medal game vs. Spain

Most Rebounds in a Game: 11 by Sam Perkins, 1984 semifinals vs. Canada and gold medal game vs. Spain

Most Assists in a Game: 12 by Phil Ford, 1976 gold medal game vs. Yugoslavia (Olympic record)

Jan. 29, 1972: A 92-72 win over Maryland is Carolina's 1,000th victory. The Terps won the rematch in overtime, but Carolina won the rubber match, 73-59, to win the ACC Tournament. MVP **Robert McAdoo** averaged 15 points in the Tournament and **Dennis Wuycik** scored 24 in the championship game.



CHARLIE SCOTT was Carolina's first Black player, the ACC Athlete of the Year in 1970, an NBA champion and 2018 Naismith Hall of Famer.



PHIL FORD mastered the Four Corners and became one of the greatest and most popular players ever to play for the Tar Heels.

March 18, 1972: Second-ranked Carolina beats No. 3 Penn, 73-59, to advance to the Final Four. **Dennis Wuycik** (18), **Robert McAdoo** (17) and **George Karl** (16) lead Carolina past the Quakers. McAdoo has 24 points and 15 rebounds in Final Four loss to Florida State, but fouled out with 13 minutes to play. McAdoo declares for the NBA after his junior year and was selected No. 1 in the NBA Draft.

Jan. 19, 1974: All-America **Bobby Jones** steals the ball and drives the length of the floor for a game-winning lay-up as time expires in 73-71 win at Duke.

March 2, 1974: Freshman **Walter Davis** banks in a 25-footer at the buzzer to send the game to overtime, where the Tar Heels beat Duke, 96-92. Carolina trails the Blue Devils by eight points with 17 seconds to play in regulation, but UNC rallies behind Jones, who had four points and a steal.

March 6-8, 1975: **Phil Ford** becomes first freshman to win ACC Tournament MVP honors after leading Carolina to the title with 70-66 victory over defending NCAA champion NC State and David Thompson. Tar Heels beat Wake Forest, 101-100, in overtime in the quarterfinal after trailing by eight points with 50 seconds to play. **Brad Hoffman** sends the game into overtime with a 12-foot jumper with two seconds to play. Ford scores 29 and UNC needs overtime again to knock out Clemson in semifinals, then scores 24 in championship game win over Norm Sloan's Wolfpack.

Feb. 14, 1976: **Mitch Kupchak** has 35 points and 21 rebounds and **Walter Davis** has 26 points, 11 boards and six steals as Carolina works four overtimes to beat Tulane, 113-106, in the Louisiana Superdome. It is the longest game in Carolina history.

March 8, 1976: Wally Walker scores 21 points to lead sixth-seeded Virginia to 67-62 win over regular-season champion UNC in ACC championship game.

March 5, 1977: **Phil Ford** scores 26 and freshman **Mike O'Koren** adds 21 as Carolina returns the favor from a year before, beating Virginia, 75-69, in the ACC final. Tournament MVP **John Kuester** handles the ball after Ford fouls out with 5:45 to play and goes 6 for 6 from the line. Ford scores 19 of his 26 in the first half. **Bruce Buckley** gives UNC the lead for good, breaking a 67-all tie.

March 17, 1977: **Phil Ford** hyper-extends his right elbow, but scores 29 points, including the winning free throw with two seconds left in 79-77 win over Notre Dame (on St. Patrick's Day) in the NCAA East Regional semifinal.

March 19, 1977: **Walter Davis**, playing with a broken finger on his shooting hand, scores 21 points as fifth-ranked UNC beats No. 13 Kentucky, 79-72, to reach the Final Four.

March 26, 1977: **Mike O'Koren** scores 31 as Tar Heels edge No. 4 UNLV, 84-83, in national semifinal. Carolina loses a second-half lead and the championship two days later to Al McGuire's Marquette Warriors, 67-59.

Jan. 7, 1978: The Tar Heels set an NCAA field goal percentage record by making 16 of 17 shots from the floor in the second half. Carolina shoots 94.1 percent in second half of 76-61 victory over Virginia.

Feb. 25, 1978: **Phil Ford** scores a career-high 34 points on 13 of 19 shooting in his final game at Carmichael Auditorium, an 87-83 win over Duke. Ford clinches third straight ACC regular-season title with two free throws with six seconds left.

Dec. 16, 1978: **Mike O'Koren's** 18 points and six assists out-duels "Magic" Johnson's 18 points, six assists and eight turnovers in UNC's 70-69 win over No. 3 Michigan State. The Spartans went on to win the 1979 NCAA title.

FIRST-TEAM ACADEMIC ALL-AMERICAS (schools with 10 or more)

School	Awards
UCLA	17
Kansas	15
Duke	13
Indiana	13
Notre Dame	13
North Carolina	10
Billy Cunningham	1965
Charlie Scott	1970
Steve Previs	1972
Dennis Wuycik	1972
Tom LaGarde	1976
Steve Hale	1986
Eric Montross	1994
Tyler Zeller	2011, 2012
Marcus Paige	2016

Jan. 17, 1979: **Dudley Bradley** steals the ball from Clyde Austin and dunks home the game-winner with seconds to play in a 70-69 win over NC State in a game that stuns the Reynolds Coliseum crowd. Carolina led 40-19, but the Pack came back to take the lead before Bradley's heroics.

Feb. 24, 1979: Carolina holds the ball in the first half and fails to score as Duke leads, 7-0, at intermission. The Tar Heels wait 12:25 into the game before attempting a shot. Both teams score 40 in the second half and Duke wins, 47-40, in one of the most famous delay games ever played.

March 3, 1979: One week after the 47-40 game in Durham, No. 7 Carolina beats No. 5 Duke, 71-63, in ACC Tournament final.

Dudley Bradley, the MVP, had 16 points, seven steals and four assists and **Mike O'Koren** led with 18 points.

March 11, 1979: ACC champion Tar Heels, ranked No. 3 in the nation, are upset by Penn, 72-71, in Raleigh in the NCAA Tournament. Quaker forward Tony Price scores 25. Duke loses to St. John's the same day in what was dubbed "Black Sunday."

Jan. 12, 1980: **Al Wood** scores 20 and **Dave Colescott** adds 18 as 15th-ranked Tar Heels knock off No. 1 Duke at Cameron.

Feb. 28, 1981: Duke's Gene Banks hit a turnaround baseline jumper to beat Carolina, 66-65, in overtime. Banks scored 25 points. **Sam Perkins** led UNC with 24.




MICHAEL JORDAN'S game-winning shot to beat Georgetown, 63-62, in the 1982 NCAA championship game in New Orleans gave Dean Smith his first national title.

March 7, 1981: Carolina overcomes a 36-32 halftime deficit by shooting 63 percent in the second half and beats Maryland, 61-60, in the ACC championship game. **James Worthy** leads with 19. **Jimmy Black's** steal and lay-up give Carolina the lead for good. Perkins scores 22 in quarterfinal vs. NC State and 18 in semifinal vs. Wake Forest and becomes the second freshman to earn ACC Tournament MVP honors.

March 28, 1981: Senior forward **Al Wood**, who was the West Regional MVP after a 21-point, 17-rebound effort in Final 8 win over Kansas State, torches Virginia for 39 points in the Final Four. Wood sets a national semifinal scoring record by making 14 of 19 from the floor and 11 of 13 from the line. **Sam Perkins** holds National Player of the Year Ralph Sampson to three field goals and 11 points.

March 30, 1981: Isiah Thomas has 23 points, five assists and four steals to lead Indiana past UNC, 63-50, in the NCAA championship game in Philadelphia. **Al**



AL WOOD broke Jerry West's national semifinals scoring record with 39 points against Virginia in 1981, a mark that still stands today.

Wood leads Carolina with 18 points. The game tips off less than eight hours after an assassination attempt on President Ronald Reagan. The game is almost postponed due to the events in Washington, D.C.

Nov. 28, 1981: **Michael Jordan** scores 12 points in his debut with the top-ranked Tar Heels, a 74-67 win over Kansas.

Dec. 26, 1981: **James Worthy (26), Sam Perkins (21) and Michael Jordan (19)** combine for 66 points as No. 1 Carolina beats No. 2 Kentucky, 82-69, in the N.J. Meadowlands. It's the first and only time the two schools that rank 1-2 in all-time victories will play as the top two ranked teams in the AP poll. **Jan. 9, 1982:** In another 1 vs. 2 match-up, top-rated Carolina edges Virginia, 65-60, despite Ralph Sampson's 30 points and 19 rebounds. **James Worthy** and **Michael Jordan** combine for 33 points.

March 7, 1982: Leading 44-43 with 7:34 to play, Carolina spreads the floor and beats the Cavaliers, 47-45, for the ACC championship. **Matt Doherty** makes three of four free throws in the final 28 seconds to secure the win and the ACC title. Virginia shoots 67 percent from the floor, but only gets 33 field goal attempts. **James Worthy** leads UNC with 16 points.

March 27, 1982: **Sam Perkins** scores 25 points and grabs 10 rebounds and **Michael Jordan** adds 18 as UNC beats Houston, 68-63, in the Final Four semifinal in New Orleans. The Tar Heels shoot 59 percent from the floor.

March 29, 1982: Final Four MVP **James Worthy** scores a game-high 28 points and **Michael Jordan** hits the game-winning shot from the left wing with 17 seconds to play as Carolina beats Georgetown, 63-62, in one of the Final Four's greatest championship games ever played. Worthy makes 13 of 17 shots from the floor and has three

steals, including one at the end of the game that seals the victory. Jordan scores 16, and Georgetown's freshman center Patrick Ewing has 23 points and 11 rebounds. The win gives **Dean Smith** his first of two NCAA championships. The Tar Heels trail, 32-31, at halftime, but shoot 61 percent in the second half (11 of 18).

Nov. 30, 1982: Defending NCAA champs drop their first two games against St. John's and Missouri but avoid an 0-3 start when **Michael Jordan** comes up with a steal and a spinning, 24-foot jumper at the buzzer to send the Tulane game into overtime. Tar Heels prevail, 70-68 in triple OT.

Jan. 15, 1983: **Sam Perkins** scores 36 in Charlottesville and Tar Heels knock off second-ranked Virginia, 101-95.

Feb. 10, 1983: Top-ranked Carolina trails No. 3 Virginia by 16 points in the second half and by 10 with 4:12 to play, but pulls out an improbable 64-63 win, one of the most memorable ever in Carmichael Auditorium. **Michael Jordan's** offensive rebound basket pulls the Tar Heels to within a point, then Jordan strips Rick Carlisle of the ball and slams home the go-ahead basket.

Dec. 3, 1983: Second-ranked Carolina wins at Stanford, 88-75, to give Dean Smith his 500th victory.

Feb. 12, 1984: Joe Klein scores 20 as Eddie Sutton's Arkansas Razorbacks upset No. 1 Carolina, 66-65, in Pine Bluff, Ark. **Michael Jordan** scores 21 in defeat.

March 3, 1984: Playing his final home game, **Matt Doherty** hits a runner in the lane that ties the game at the end of regulation and the Tar Heels beat Duke in two overtimes, 96-83, to preserve a perfect 14-0 mark in the ACC. **Michael Jordan** and **Sam Perkins**, also playing in their Carmichael finales, score 25 apiece and **Steve Hale** has 13 assists.

March 22, 1984: Freshman guard Steve Alford scores 27 points to lead unranked Indiana to a 72-68 win over No. 1 Carolina in the NCAA second round in Atlanta. **Sam Perkins** scores 26 in his final game as a Tar Heel and finishes his career first at UNC in rebounding and second in scoring. **Michael Jordan** battles foul trouble and an injured finger, scoring 13 points in just 26 minutes before fouling out. The Hoosiers shoot 69 percent (11 for 16) in the second half and 65 percent for the game.

Dec. 27, 1985: **Ranzino Smith** and **Kevin Madden** both score 17 points to lead nine players in double figures as Carolina scores a school-record 129 points in 129-45 win over Manhattan in Miami.

Jan. 4, 1986: **Brad Daugherty** scores 28 points in 90-79 win over NC State in the final regular-season game played in Carmichael Auditorium. The Tar Heels conclude play there with a 169-20 record.

Jan. 18, 1986: **Steve Hale** scores 28 and **Brad Daugherty** adds 23 and 11 rebounds as No. 1 Carolina beats No. 3 Duke, 95-92, in first game played in the Smith Center.

Feb. 4, 1986: **Brad Daugherty's** 22 points and **Joe Wolf's** 14 points and 13 rebounds lead No. 1 UNC past No. 2 Georgia Tech, 78-77, in overtime in Atlanta.

Feb. 20, 1986: Len Bias scores 35 points to lead Maryland to a 77-72 overtime win, UNC's first defeat in the Smith Center.

March 7, 1987: **Joe Wolf** scores 27 and **Jeff Lebo** nets 22 in 84-82, double-overtime win over Virginia in the ACC semifinals. The next day, No. 6 NC State makes 14 for 14 free throws and beats top-seeded UNC, 67-66, for the ACC title.

March 21, 1987: No. 2 ranked Carolina is upset by No. 10 Syracuse, 79-75, in the NCAA East Regional final. Rony Seikaly leads the Orange with 26 points. **Kenny Smith** has 25 points and seven assists in his final game as a Tar Heel.

Nov. 21, 1987: In a rematch of the previous year's regional final, Carolina beats No. 1 ranked Syracuse, 96-93, in overtime in the Hall of Fame Classic. Playing without **J.R. Reid**, the Tar Heels rally from an 11-point halftime deficit. **Ranzino Smith** (21), **Jeff Lebo** (20) and freshmen **Rick Fox** (15) and **Pete Chilcutt** (14) lead UNC.

March 19, 1988: Carolina shoots a school-record 79.0 percent from the floor (49 of 62) in 123-97 rout over Loyola Marymount in NCAA Tournament second round. **Ranzino Smith** makes 11 of 14 shots en route to 27 points. UNC has 36 assists on 49 baskets. Carolina has 26 turnovers, 20 more than Loyola, and wins by 26.

Nov. 18, 1988: **Jeff Lebo** sets school record with 17 assists in 111-84 win over Chattanooga in Preseason NIT.

Jan. 18, 1989: Playing without **Jeff Lebo**, who was injured in 106-83 loss at Virginia the previous game, UNC beats No. 1 and unbeaten Duke, 91-71, in Durham. **Scott Williams** scores 22 to lead the Tar Heels.

March 12, 1989: **Steve Bucknall's** three-point play with 1:46 left breaks a 66-all tie and Tournament MVP **J.R. Reid** leads with 14 points as UNC beats Duke, 77-74, in Atlanta to win Carolina's first ACC championship in seven years. The game is one of the most intense in ACC history. Carolina commits 26 turnovers, but holds Duke to 39 percent shooting, including 3 of 23 from three-point range.

Nov. 24, 1989: **King Rice's** bank shot at the buzzer beats James Madison, 80-79, in the first round of the Maui Invitational. Carolina rallies from a 79-70 deficit with less than a minute to play.

Dec. 27, 1989: **King Rice** (22) and **Rick Fox** (20) lead seven Tar Heels in double figures as UNC beats Kentucky, 121-110, in Louisville.

March 17, 1990: **Rick Fox** banks in the game-winner as time expires and eighth-seeded Carolina beats No. 1 ranked and top-seed Oklahoma, 79-77, in the NCAA second round.


Jan. 9, 1991: **Hubert Davis** scores 25 in a 105-73 win over Maryland, Dean Smith's 700th win. He is the first ACC coach to win 700 games.

Feb. 7, 1991: Carolina beats NC State, 92-70, in Chapel Hill. The night before, the same teams play in Raleigh, a 97-91 Wolfpack win. The Feb. 7 game, which is also Carolina's 1,500th victory, is re-scheduled from Jan. 15, 1991, because of the outbreak of the Gulf War.

March 10, 1991: Tournament MVP **Rick Fox** scores 25, **Hubert Davis** adds 17 and **King Rice** has seven assists and no turnovers as Carolina routs Duke, 96-74, in ACC championship game. Duke had won both regular-season games.

March 24, 1991: NCAA East Regional MVP **Rick Fox** and **Hubert Davis** each score 19 points as Carolina holds off Mark Macon and Temple, 75-72, to advance to the Final Four for the first time since 1982. Macon scores 31 and narrowly misses a long three-pointer at the buzzer that would have sent the game to overtime.

March 30, 1991: **Hubert Davis** leads all scorers with 25 points, but Carolina shoots 38 percent for the game (3 of 18 from three-point range) and falls to Kansas, 79-73, in Indianapolis in the Final Four.



DONALD WILLIAMS scored 25 points in both the national semifinal vs. Kansas and the championship game vs. Michigan to lead UNC to the NCAA title in 1993. No player since has scored 25 points in both the national semifinals and title game in the same Final Four.

The Jayhawks are coached by former UNC assistant **Roy Williams**.

Feb. 2, 1992: **Derrick Phelps** sets UNC record for steals with nine in 86-76 win at Georgia Tech.

Feb. 5, 1992: In a game most remembered for blood streaming down the back of **Eric Montross'** head, UNC beats defending NCAA champion and No. 1 Duke, 75-73, causing the students to rush the floor for the first time ever at the Smith Center.

Feb. 8, 1992: Carolina trails Wake Forest by 22 points but rallies for an 80-78 win on **Brian Reese's** buzzer-beating jumper. The Deacons led by 11 with 6:17 to play, before a 10-0 run by UNC. Davis led the Tar Heels with 30.

Dec. 29, 1992: Jalen Rose's offensive rebound basket at the buzzer gives No. 6 Michigan a 79-78 win over No. 5 Carolina in the semifinals of the Rainbow Classic in Honolulu. The teams would meet again later that season.

Jan. 27, 1993: Florida State leads by 17 at halftime and 73-54 with less than nine minutes to play. Carolina reels off 15 straight points, however, and takes the lead for good on a **George Lynch** steal and dunk with just under two minutes to play. **Donald Williams** seals the win at the free throw line as UNC outscores the Seminoles, 28-4, over the last nine minutes.



VINCE CARTER led Carolina to ACC titles and Final Fours in 1997 and 1998. Carter retired from the NBA after the 2019-20 season, his 22nd, an all-time NBA record.

March 28, 1993: Cincinnati's Nick Van Exel scores 21 first-half points and the Bearcats lead Carolina by as many as 15 in the first half. Then **Derrick Phelps** clamps down on Van Exel and East Regional MVP **George Lynch** scores 21 and grabs 14 rebounds in 75-68 overtime win to send Carolina to the Final Four. Lynch had 22 against Arkansas in the regional semifinal. **Donald Williams** had 22 and 20 in the two regional games.

April 5, 1993: Final Four MVP **Donald Williams** score 25 points for the second Final Four game in a row, Montross scores 16 and **George Lynch** posts his fourth straight double-double as Carolina avenges earlier loss to Michigan with 77-71 victory. The win gives **Dean Smith** his second NCAA championship. Williams hits 5 of 7 three-pointers in both Final Four games, including a 78-68 win over Roy Williams-led Kansas in the semifinal.

Feb. 3, 1994: Carolina prevails, 89-78, in the first-ever meeting against Duke in which the schools are ranked 1-2 in the country. Second-ranked Tar Heels get 18 points, six assists and no turnovers from senior guard **Derrick Phelps**.

March 12, 1994: ACC Tournament classic as UNC erases five-point deficit late in regulation and beats Wake Forest, 86-84 in overtime. **Dante Calabria** send the game to overtime and **Jerry Stackhouse** wins it. It is **Dean Smith's** 800th win.

March 20, 1994: No. 1 Carolina is knocked out of the NCAA Tournament in the second round, 75-72, by Boston College.

Feb. 2, 1995: **Jerry Stackhouse** (25), **Rasheed Wallace** (25) and **Donald Williams** (24) combined for 74 points as Carolina beats Duke, 102-100, in double overtime. Blue Devil guard Jeff Capel sends the game into second overtime with a halfcourt three-pointer, but a **Jeff McInnis** steal and basket provides the winning margin for UNC.

March 11-12, 1995: **Rasheed Wallace** scores 33 in overtime win over Maryland in ACC semifinals, then sprains an ankle late in the championship game against Wake Forest. The Deacons, led by 37 points from Randolph Childress, beat Carolina, 82-80, in overtime.

March 25, 1995: No. 4 Carolina beats No. 2 Kentucky, 74-61, in Birmingham to advance to Final Four. Regional MVP **Jerry Stackhouse** has 18 points, 12 rebounds, six assists, two steals and two blocks. UNC falls to Arkansas in the Final Four, in part due to a leg injury Stackhouse suffers 12 seconds into the national semifinal.

Jan. 8, 1997: Carolina leads Maryland in Chapel Hill by 22, but the Terps outscore UNC, 41-9, to win 85-75. UNC would begin ACC play 0-3 and avoids an 0-4 start by outscoring NC State 12-0 in the final two minutes of a 59-56 win on Jan. 15.

Feb. 12, 1997: **Ed Cota's** baseline floater with 4.5 seconds to play gives Carolina a 45-44 win at NC State. It is the fewest points ever by Carolina in a **Dean Smith** victory.

March 8-9, 1997: ACC Tournament MVP **Shammond Williams** scores 24 in semifinals vs. Wake Forest and 23 in championship vs. NC State as Carolina wins ACC Tournament for 13th and final time under **Dean Smith**.

March 15, 1997: Carolina beats Colorado, 73-56, in NCAA Tournament second round in Winston-Salem. The news of the day is **Dean Smith's** 877th win, breaking Adolph Rupp's all-time record for coaches.

March 23, 1997: **Shammond Williams** scores 22 and **Vince Carter** adds 18 as Carolina beats Louisville, 97-74, to send **Dean Smith** to his 11th Final Four. Smith would coach his final game, a 66-58 loss to Arizona, in Indianapolis on March 29, 1997.

Oct. 9, 1997: **Dean Smith** retires after 36 years as head coach. **Bill Guthridge**, Smith's assistant for 30 years, is named head coach. Guthridge leads UNC to a 34-4 record, ACC title and Final Four berth, and is named National Coach of the Year.

Feb. 5, 1998: **Antawn Jamison**, the 1998 National Player of the Year, scores 35 points as No. 2 Carolina beats No. 1 Duke, 97-73.

Feb. 8, 1998: **Shammond Williams** scores 42 in 107-100 double overtime win at Georgia Tech.

Feb. 11, 1998: Carolina wins its 1700th game, a 60-45 victory at Virginia.

March 8, 1998: **Antawn Jamison** shakes off a leg injury and earns ACC Tournament MVP honors with 22 points and 18 rebounds. The Tar Heels score last 15 points in 83-68 win over top-ranked Duke in ACC Tournament championship. Carolina later advances to Final Four as the top-ranked team with a 75-64 win over Connecticut, but is upset by 7th-ranked Utah, 65-59.

March 19, 2000: **Joseph Forte** scores 17 points and Cota has 10 assists to lead No. 8 seed Carolina to a 60-53 win over top seed Stanford in the NCAA second round.

March 24-26, 2000: Wins over Tennessee and Tulsa send **Bill Guthridge** to his second Final Four in three years as head coach. Freshman **Joseph Forte** scores 28 in 59-55 regional final win over Tulsa. Guthridge retires in June 2000 with a three-year record of 80-28.

Nov. 10-11, 2000: Carolina beats Winthrop, 66-61, in **Matt Doherty's** first game as head coach. The next night, **Joseph Forte** drops 38 on Tulsa to set the Smith Center scoring record (since broken).

Dec. 4/17, 2000: **Brendan Haywood** and **Jason Capel** post triple-doubles in wins over Miami and Buffalo, respectively.

Feb. 1, 2001: **Brendan Haywood** hits two free throws with one second to play to give UNC an 85-83 win at Duke. **Joseph Forte** is sensational with 24 points, 16 rebounds, six assists and three steals.

Jan. 9, 2002: Juan Dixon scores 29 as Maryland beats UNC, 112-79, the most points ever allowed by Carolina in a regulation game. The Tar Heels would finish the year 8-20, missing the NCAA Tournament for the first time since 1974.

Nov. 18, 2002: **Rashad McCants** scores 28 points in his freshman debut and starts with **Raymond Felton** and **Sean May** – the first time in history the Tar Heels start three freshmen – in 85-55 win over Penn State.



TYLER ZELLER, ERIC MONTROSS and SEAN MAY – each player came to Chapel Hill from Indiana and led the Tar Heels to national championships, in 2009, 1993 and 2005, respectively.

Nov. 27, 2002: **Rashad McCants** scores 25 as Tar Heels upset Roy Williams and No. 2 Kansas, 67-56, in Preseason NIT semifinals. UNC knocks off Stanford two nights later to win the title.

Feb. 8, 2003: **Jawad Williams** scores 20 in 61-60 win over Florida State, making UNC the first school with 500 ACC victories.

March 14, 2003: Three weeks after losing by 40 points at Maryland, Carolina upsets the Terps, 84-72, in ACC quarterfinals behind 25 points from **Jawad Williams** and 20 points, 10 assists from **Raymond Felton**.

April 14, 2003: **Roy Williams** is announced as Carolina's 19th head coach and just the fifth since 1952.

Nov. 22, 2003: Carolina beats Old Dominion, 90-64, in **Roy Williams'** first game as head coach. Williams took over the program on April 14, 2003, two weeks after Doherty resigned. Doherty went 53-43 in three seasons.

Dec. 7, 2003: **Raymond Felton** sets a UNC record with 18 assists against George Mason.

Dec. 20, 2003: Chris Paul leads Wake Forest to 119-114 triple overtime win over Carolina.

Jan. 17, 2004: No. 9 Carolina beats No. 1 Connecticut, 86-83, as **Rashad McCants** scores 27, including UNC's final 10 points. His three-pointer with six seconds to play beats the Huskies, who later that year win the NCAA title.

March 6, 2005: **Marvin Williams'** three-point play with 17 seconds left gives Carolina a 75-73 win over Duke as the Tar Heels clinch first in the ACC regular-season standings outright for the first time since 1993. **Sean May** has a game-high 26 points and 24 rebounds, the most ever by a player in the Smith Center.

March 27, 2005: **Sean May** earns Syracuse Regional MVP honors with 29 points and 12 rebounds in an 88-82 win over Wisconsin that sends **Roy Williams** to the Final Four for the first time as UNC's head coach. **Rashad McCants** hits a go-ahead three-pointer late and blocks a Badger three-point attempt to preserve the win.

April 2, 2005: Senior captain **Jawad Williams** scores 20 points and the Tar Heels hold Michigan State to 29 percent shooting from the floor in the second half in an 87-71 UNC win in the national semifinals.

April 4, 2005: **Marvin Williams** tips in the game-winner with 1:17 to play, Final Four MVP **Sean May** has a game-high 26 points and **Raymond Felton** makes key plays down the stretch as No. 2 Carolina beats No. 1 Illinois, 75-70, to win UNC's fourth NCAA title and the first for **Roy Williams**. Felton hits a three to break a 65-all tie, then adds a steal and three clutch free throws in the final minute. The Illini went 12 for 40 from three-point range.

June 28, 2005: Carolina becomes the first school to have four lottery selections in one NBA Draft as **Marvin Williams** (2), **Raymond Felton** (5), **Sean May** (13) and **Rashad McCants** (14) go in the first 14 picks.

Feb. 15, 2006: **Tyler Hansbrough** sets the Smith Center scoring record and an ACC-freshman-record with 40 points in an 82-75 win over Georgia Tech in the Smith Center.

March 4, 2006: Carolina beats No. 1 Duke 83-76 on Senior Night in Durham. The Tar Heels' four freshmen (**Bobby Frasor**, **Marcus Ginyard**, **Danny Green** and **Hansbrough**) out-scored Duke's four seniors (including first-team All-Americans J.J. Redick and Shelden Williams), 55-51.

Dec. 9, 2006: **Tyler Hansbrough** scores 24 and Carolina routs High Point, 94-69, to give **Roy Williams** his 500th win as a college head coach. Williams reached the mark in his 19th season, faster than any coach in history.

March 11, 2007: **Brandan Wright** becomes the fifth freshman to win ACC Tournament MVP honors after leading UNC to its first ACC title since 1998. Wright had 20 points in the semifinal and 16 in the championship against NC State.

March 16, 2008: **Wayne Ellington** scores 24 points as Carolina wins its 17th ACC Tournament with an 86-81 win over Clemson.



TYLER HANSBROUGH is the ACC's all-time leading scorer, Carolina's all-time leading rebounder, led UNC to the 2009 national title and is the most decorated Tar Heel player in history.



On Veterans Day 2011 (11/11/11) the Tar Heels beat Michigan State on the deck of the active U.S. aircraft carrier USS Carl Vinson, which was docked at the naval base in San Diego.

March 23, 2008: Tyler Hansbrough breaks Christian Laettner's ACC record for career free throws against Arkansas in the NCAA Tournament second round in Raleigh, N.C. Hansbrough set the UNC record on Feb. 3 at Florida State.

March 29, 2008: Tyler Hansbrough has 28 points and 13 rebounds and is named East Regional MVP as UNC beats Louisville to reach its 17th NCAA Final Four.

Dec. 18, 2008: Tyler Hansbrough scores with 7:42 to play in the first half against Evansville for his 2,292nd point, breaking Phil Ford's UNC scoring record.

Feb. 28, 2009: Tyler Hansbrough makes his 906th career free throw in UNC's win over Georgia Tech, breaking Dickie Hemric's (Wake Forest) NCAA record, set in 1955. Hansbrough finishes his career with 982 made free throws.

March 19, 2009: Tyler Hansbrough sinks a free throw in the first half of the NCAA Tournament first round win over Radford, giving him 2,770 points and breaking J.J. Redick's (Duke) ACC scoring mark. He passed Larry Bird in the national semifinal win over Villanova and finished with 2,872 points, 12th in NCAA history.

March 29, 2009: Ty Lawson, the 2009 Bob Cousy Award winner, scores 19 points and earns South Regional MVP honors as No. 1 seed UNC beats No. 2 seed Oklahoma, 72-60, in Memphis, Tenn., to send the Tar Heels to their record 18th Final Four.

April 6, 2009: Final Four MVP Wayne Ellington scores 17 of his 19 points in the first half, Ty Lawson has a game-high 21 points and sets a Final Four record with eight steals, and Tyler Hansbrough scores 18 points to cap his brilliant career as the Tar Heels beat Michigan State, 89-72, in Detroit to win the national championship. Ellington sets a Final Four record by making 8 of 10 three-pointers in the two games. Carolina leads the Spartans, 55-34, at the half, setting championship game records for most points in a first half and largest lead at the break.

March 2, 2010: Marcus Ginyard registers his first career double-double with 12 points and 12 assists as Carolina beats Miami, 69-62, to become the second school in NCAA history to win its 2,000th game.

April 1, 2010: Forward Deon Thompson plays in his NCAA record-setting 152nd career game (since broken) as the Tar Heels fall to Dayton, 79-68, in Madison Square Garden in the NIT championship game.

March 12, 2011: Harrison Barnes scores 40 points, an ACC Tournament record for freshmen, to lead the Tar Heels to a 92-87 overtime win in the semifinals over Clemson. Carolina advanced to the title game despite trailing by 19 points in the second half in the quarterfinals against Miami and by 10 at halftime against the Tigers.

March 18, 2011: Tyler Zeller scores 32 points, John Henson has 28 points, 11 rebounds and six blocks and Harrison Barnes adds 24 points as UNC beats Long Island, 102-87, in the NCAA second round. Henson is the first Tar Heel to ever have at least 25 points, 10 rebounds and five blocks in an NCAA Tournament game.

March 20, 2011: Freshman point guard Kendall Marshall hands out 14 assists as Carolina beats Washington, 86-83, to advance to the Sweet 16. The 14 assists are the most ever by a Tar Heel in the NCAA Tournament.

Nov. 11, 2011: Top-ranked Carolina beats Michigan State, 67-55, on the deck of the aircraft carrier USS Carl Vinson in San Diego, Calif. Harrison Barnes (17) leads all scorers in the game played in front of President Barack Obama and thousands of U.S. military personnel.

March 3, 2012: Kendall Marshall's 20 points and 10 assists and double-doubles by Tyler Zeller and John Henson lead UNC to an 88-70 win at Duke to clinch Carolina's 29th ACC regular-season title.

Feb. 29 and March 9, 2012: Sophomore Kendall Marshall sets the UNC single-season assist record in the final home game of the season against Maryland, then breaks the ACC mark 10 days later in the ACC Tournament in Atlanta. Marshall finishes the season with 351 assists, fourth-most in NCAA history, and wins the Bob Cousy Award as the best point guard in the nation.



WAYNE ELLINGTON scored 17 first-half points to earn Final Four MOP honors in 2009.

March 22, 2013: **P.J. Hairston** scores a game-high 23 points and Carolina defeats Villanova, 78-71, in the second round of the NCAA Tournament. It's the 23rd straight NCAA Tournament that a **Roy Williams**-coached team has won a game in the championship. The win is also the 700th of Williams's career.

Dec. 4, 2013: **Kennedy Meeks** leads five Tar Heels in double-figure scoring with 15 points as Carolina wins at #1 ranked Michigan State, 79-65. The win was UNC's 13th against teams ranked #1 in the AP poll, an NCAA record, and the fifth time the Tar Heels beat #1 on their home court.

Feb. 20, 2014: **Leslie McDonald** scores a game-high 21 points, including the go-ahead basket with 3:54 to play, and **Marcus Paige** scores all 13 of his points in the second half in UNC's 74-66 win over Duke. The game was originally scheduled for February 12th, but was postponed eight days due to a winter storm. The Tar Heels are the first team to ever post wins over each of the top four teams in the preseason AP poll (Michigan State, Kentucky, Louisville and Duke).

Feb. 26, 2014: **Marcus Paige** scores 31 of his 35 points in the second half and overtime in an 85-84 win at NC State. Paige scores 10 of UNC's 14 points in overtime, including the game-winning basket after a full-court drive with 0.9 seconds to play.



JUSTIN JACKSON was the 2017 ACC Player of the Year and a consensus first-team All-America, leading the Tar Heels to the national title.



MARCUS PAIGE scored 10 of his 35 points in overtime, including the game-winning drive with less than a second to play in a 2014 win over NC State in Raleigh.

March 13, 2015: Freshman **Justin Jackson** scores 22 points to lead No. 5 seed **Carolina** in a 71-67 win over No. 1 seed Virginia and send the Tar Heels to the ACC Tournament championship game. The victory marked the first time UNC defeated two higher seeded opponents in one ACC Tournament. A day earlier, UNC beat No. 4 Louisville, 70-60, in the quarterfinals.

Jan. 4, 2016: **Brice Johnson** scores 39 points and grabs 23 rebounds and **Marcus Paige** has 30 points in a 106-90 win at Florida State. It is the first time two Tar Heels score 30 points since 1998 and ties the fifth-most points in a game by two players in UNC history. It is the first 30-point, 20-rebound game by a Tar Heel in 40 years. Johnson joins Billy Cunningham as the only Tar Heels with at least 39 points and 23 rebounds in the same game.

March 5, 2016: **Brice Johnson** leads Carolina with 18 points and 21 rebounds and the Tar Heels out-rebound Duke, 64-29, in a 76-72 win in Durham to clinch UNC's 30th ACC regular-season championship.

March 12, 2016: Tournament MVP **Joel Berry II** has 19 points, Justin Jackson has a key steal and dunk and Carolina beats fourth-ranked Virginia, 61-57, to win the Tar Heels' 18th ACC Tournament championship. Carolina holds the Cavaliers to 36.5 percent shooting, including the ACC Player of the Year to 6 of 22 from the floor.


March 27, 2016: Carolina shoots a season-high 61.5 percent from the floor and out-rebounds Notre Dame, 32-15, in an 88-74 win that sends the Tar Heels to their 19th Final Four. East Regional MVP **Brice Johnson** has 25 points and 12 rebounds to set the UNC single-season record with his 23rd double-double. It is UNC's highest field goal percentage ever in an NCAA regional final.

April 2, 2016: **Marcus Paige** hits three three-point field goals in the last 10 minutes and the Tar Heels shoot 60 percent from the floor in the second half to beat Syracuse, 83-66, in the national semifinals in Houston in front of 75,505 at NRG Stadium, the largest crowd ever to see a UNC basketball game. The 17-point margin of victory equals Carolina's largest in a Final Four game. **Joel Berry II** has 10 assists, tying the most ever by a Tar Heel in the national semifinals.

April 4, 2016: Villanova's Kris Jenkins hits a three-pointer as time expires to lead the Wildcats to a 77-74 win over UNC in the national championship game. **Marcus Paige** leads all players with 21 points and six assists and hit an off-balance three with 4.7 seconds to play to tie the game at 74. Villanova leads by 10 before UNC goes on a 17-7 rally to tie the game. Carolina sets an NCAA championship game record by making 11 of 17 three-point attempts, a record percentage of .647. **Joel Berry II** is 4 for 4 from three-point range, the second-best long-range effort in NCAA championship game history.

Dec. 17, 2016: **Justin Jackson** scores a career-high 34 points, but Kentucky freshman Malik Monk nets 47 as the Wildcats edge the Tar Heels, 103-100, in Las Vegas. It's just the second time UNC loses when scoring 100 points and the first time UNC loses in regulation when scoring 100.

Jan. 8, 2017: Carolina scores a series-best 107 points and beats NC State by 51, its largest win over the Wolfpack since 1921, and its largest win ever in an ACC game. The game had been delayed one day by an ice storm.



LUKE MAYE's game-winner with 0.3 seconds to play gave Carolina a 75-73 win over Kentucky in the 2017 NCAA South Region final and sent UNC to its 20th Final Four. Two victories later, the Tar Heels had won their sixth NCAA Tournament championship.

Jan. 16, 2017: Carolina beats Syracuse, the 800th win in Roy Williams' career. He wins his 800th in fewer seasons (29) and the second-fewest games in NCAA history.

March 26, 2017: **Luke Maye** hits a jump shot with 0.3 seconds to play to beat second-seed and sixth-ranked Kentucky, 75-73, to win the NCAA South Regional and advance to the Final Four for an unprecedented 20th time. Maye is the first non-starter to win NCAA Regional Most Outstanding Player honors since 1996. He scores a career-high 16 points and has 12 rebounds against Butler in the Sweet 16 and sets another career high against Kentucky with 17 points, including the game-winner. **Kennedy Meeks** grabs a career-high 17 rebounds against the Wildcats.

April 1, 2017: **Kennedy Meeks** ties his career high with 25 points and grabs 14 rebounds in UNC's 77-76 win over Oregon in the national semifinals.

April 3, 2017: **Joel Berry II** scores a game-high 22 points, **Isaiah Hicks** hits a clutch basket with 26 seconds to play and **Kennedy Meeks** has a key offensive rebound, block and steal in the final 53 seconds to lead Carolina to a 71-65 win over No. 1 seed Gonzaga to win the 2017 NCAA championship. Berry wins Final Four Most Outstanding Player honors, becoming the first player since Bill Walton to score 20 points in back-to-back national championship games. The NCAA Tournament title is Roy Williams' third and UNC's sixth.

Nov. 15, 2017: Carolina beats Bucknell for **Roy Williams' 400th** win as Carolina's head coach. He becomes the first coach in NCAA history to win 400 games at two schools.

Feb. 5, 2019: **Luke Maye** led the Tar Heels with 31 points in a 113-96 win over NC State. The 113 points were the most by UNC against NC State. Maye became the first Tar Heel to score 30 points three different times against the Wolfpack.



CAMERON JOHNSON made a career-high 11 field goals and scored 26 points as Carolina beat Duke in Durham, 88-72, in 2019. It was Carolina's 14th win over an AP No. 1-ranked team – an NCAA record – and the eighth win over a No. 1 opponent for Roy Williams, also an NCAA record.

REGULAR-SEASON CONFERENCE CHAMPIONSHIPS

School	Titles
Kansas (Missouri Valley, Big 8, Big 12)	64
Kentucky (Southern, SEC)	54
North Carolina (Southern, ACC)	38
Penn (Ivy)	38
Utah (four conferences)	32

MOST 1,000-POINT SCORERS All Schools

North Carolina	81
Villanova	71
Louisville	69
Duke	67
Notre Dame	67
Kansas	65
Syracuse	65
Kentucky	61
Ohio State	60
UCLA	60

Feb. 20, 2019: **Luke Maye** had 30 points and 15 rebounds to lead UNC to an 88-72 win at No. 1-ranked Duke. It was Carolina's 14th win and **Roy Williams' eighth** over an opponent ranked No. 1 in the AP Poll (both NCAA records). Maye joined Elvin Hayes of Houston as the only players in college basketball history to have 30/15 in a win over the No. 1 team in the nation. Maye also became the first Tar Heel to ever score 30 points at both NC State and Duke and the second Tar Heel ever with 30/15 against the Blue Devils (with Billy Cunningham in 1963).

Feb. 26-March 2, 2019: **Coby White** hits six threes and scores 34 points in a 93-85 win over Syracuse to become the first Tar Heel freshman to score 30 points three times (also had 33 against Texas and Miami). In the next game at Clemson, **White** and **Cameron Johnson** become the first Tar Heel pair to both make six three-pointers in a game in an 81-79 Carolina victory. White becomes the first Tar Heel to ever make six 3FGs in consecutive games.

Nov. 6, 2019: **Cole Anthony** breaks the ACC record for scoring in a debut when he makes six threes and scores 34 points in a 76-65 win over Notre Dame.

Jan. 25, 2020: Carolina beats Miami, 94-71, the 880th career win for **Roy Williams**, who moves into fourth place in all-time wins by a Division I head coach.

Nov. 25, 2020: Carolina beats College of Charleston, 79-60, in the first game of the season. The game was played at the Smith Center in front of approximately 100 family members, the crowd size limited due to Covid-19 safety protocols. Freshman guard **Caleb Love** led UNC with 17 points.

Feb. 20, 2021: Carolina freshmen score 73 of the team's 99 points in a 45-point rout of Louisville. The 73 points, led by **Day'Ron Sharpe's** 21, were the most ever in a game by Tar Heel freshmen.

Feb. 27, 2021: Carolina's 78-70 win over Florida State is the 900th career win for head coach **Roy Williams**. Williams won his 900th game in fewer games (1,161) and seasons (33) than any coach with 900 career wins. It is the first time in the 2020-21 season fans other than family and close friends are allowed to attend a game in the Smith Center. Just over 3,200 fans are permitted to attend and watch UNC overcome a 16-point deficit to win. It also marks the first time in UNC history all four players to score in double figures are freshmen.

March 10, 2021: Carolina's 101-59 second round win over Notre Dame is UNC's largest margin of victory (42) in ACC Tournament history (and the second-largest by any team in ACC Tournament history). **Armando Bacot** leads UNC with 20 points.

March 11, 2021: **RJ Davis** scores 19 points in UNC's 81-73 win over Virginia Tech in the ACC quarterfinals in Greensboro. It is the 903rd and final win in Roy Williams' 33-year head coaching career.

It also marks the first time UNC plays an opponent in an ACC Tournament it did not play in the regular season. The one scheduled game between the Tar Heels and Hokies on Feb. 16 was canceled due to Covid-19 safety protocols in the VT program.

April 1, 2021: **Roy Williams** announces his retirement after 33 seasons as a college head coach. He retires with a 903-264 record, including 485-163 from 2003-21 as head coach of the Tar Heels.

April 5, 2021: **Hubert Davis** is named the 20th head coach of the Tar Heels. Davis is the first Black head coach in the program's history and the fourth former player to serve as head coach. Davis played for Dean Smith from 1988-92 and was an assistant coach for nine years on Roy Williams' staff from 2012-21.

October 2021: Carolina is one of two schools (with UCLA) with four honorees on the NBA's 75 Greatest Players list to commemorate the league's 75th year – **Billy Cunningham**, **Michael Jordan**, **Bob McAdoo** and **James Worthy**. Twenty-five years ago, UNC, Houston and LSU were the only schools with three players on the NBA's 50 Greatest Players list (Cunningham, Jordan and Worthy).



HUBERT DAVIS and ROY WILLIAMS at the Smith Center celebration following the 2017 NCAA championship. Davis became UNC's first Black head coach and fourth former Tar Heel to become the program's head coach when Williams retired following the 2020-21 season. Williams retired with 903 career wins.

December 5, 2021: **RJ Davis** and **Caleb Love** combine for 40 points and 10 assists in UNC's 79-62 win at Georgia Tech. The win is Carolina's 2,300rd as UNC becomes the third to win 2,300. It is also Hubert Davis's first victory as head coach in an ACC game.

February 26, 2022: **Armando Bacot** leads UNC to an 84-74 win at NC State. Bacot has 28 points, 18 rebounds and five blocks, becoming the first Tar Heel ever with 20 points, 15 rebounds and five blocks in a game.

March 5, 2022: For the first time in UNC history four Tar Heels score 20 or more points in a game as Carolina beats No. 4-ranked Duke, 94-81, in Mike Krzyzewski's final game at Cameron Indoor Stadium. **Armando Bacot** (23 points), **Caleb Love** (22), **RJ Davis** (21) and **Brady Manek** (20) lead UNC and with **Leaky Black** plays the entire second half.

March 17, 2022: **Brady Manek** scores 28 points, **Caleb Love** hits six threes and **RJ Davis** has 12 assists as No. 8 seed Carolina defeated No. 9 Marquette, 95-63, in the first round of the NCAA Tournament. The 32-point win is the largest in NCAA Tournament history in an 8/9 matchup.

March 19, 2022: **RJ Davis** scores a career-high 30 points and **Brady Manek** scores 26 to lead UNC to a 93-86, overtime win over No. 1 seed Baylor in the second round of the NCAA Tournament. It is the first time the Tar Heels ever eliminated a defending NCAA champion in the NCAA Tournament. It is also the ninth time UNC beats a No. 1 seed, which equals the most in NCAA history.

March 27, 2022: NCAA East Regional Most Outstanding Player **Armando Bacot** has 20 points and 22 rebounds in Carolina's 69-49 win over Saint Peter's in the East Regional championship game. The win sends UNC to its NCAA-record 21st Final Four. The win is Carolina's 130th in NCAA Tournament history, the most all-time. (UNC would add its 131st vs. Duke in the Final Four).

Bacot ties UNC's NCAA Tournament record with 22 rebounds. **Hubert Davis** becomes the second individual to play for and serve as head coach of the same school in the Final Four and the 10th to lead his team to the Final Four in his first season as a head coach.

April 2, 2022: **Caleb Love** scores 22 of his game-high 28 points in the second half in Carolina's 81-77 win over Duke in the national semifinals in New Orleans. Love hits the signature shot of the game, a three-pointer with 24 seconds to play that gives UNC a 78-74 lead.

It is the first time in 258 all-time meetings the Tar Heels and Blue Devils have played in the NCAA Tournament.

Armando Bacot has 21 rebounds, most in a Final Four game since 2003. He sets a UNC single-season record with his fifth 20-rebound game.



ARMANDO BACOT slam dunks in the final moments of Carolina's 94-81 win at Duke on March 5, 2022. Bacot led UNC with 23 points. The game was the first in UNC history in which four Tar Heels scored 20 or more points. (Helen McGinnis/Daily Tar Heel)

April 4, 2022: Kansas overcomes a 15-point halftime deficit to defeat UNC, 72-69, in the national championship game. It is the first time in 47 instances the Tar Heels lose an NCAA Tournament game when leading by double figures at the half.

Armando Bacot has 15 points and 15 rebounds. He becomes the first player in NCAA history with double-doubles in six NCAA Tournament games in one season and ties David Robinson's all-time NCAA single-season record with 31 double-doubles. Bacot finishes the season with 511 rebounds, a UNC record, the fourth most in ACC history and the most since 1956.

December 17, 2022: In UNC's first game in Madison Square Garden since 2010, **Pete Nance's** jumper as time expired in the second half sent the game to overtime where Carolina defeated Ohio State, 89-84. **Armando Bacot** (28 points and 15 rebounds) became the first Tar Heel to score at least 25 points and have 15 rebounds in a game in the current Madison Square Garden (41 games since 1968).

January 21, 2023: **Armando Bacot** scored 23 points and grabbed 18 rebounds and set Carolina career records for rebounds and double-doubles. He passed Billy Cunningham in double-doubles with his 61st and Tyler Hansbrough in rebounds with 1,221.

February 27, 2023: Carolina made 11 three-pointers in the first half in its 77-66 win at Florida State, which tied the school record for threes in any half in school history. **Leaky Black, RJ Davis, Caleb Love** and **Pete Nance** all made three three-point field goals, the first time four Tar Heels ever made three or more three-pointers in the same game.

March 4, 2023: **Leaky Black** played in his 153rd game in UNC's Senior Night loss to Duke to set UNC's career record for games played, breaking the mark set by Deon Thompson from 2006-10. Black went on to play twice more for the Tar Heels in the ACC Tournament.



CALEB LOVE'S three-pointer with less than 30 seconds to play led the Tar Heels to an 81-77 win over Duke in the 2022 Final Four. It was the first time UNC ever played the Blue Devils in an NCAA Tournament game and was UNC's 131st NCAA Tournament victory, the most in college basketball history. (Richard Deutsch/USA Today Images)



YEAR-BY-YEAR SUMMARY



Year	W-L	Head Coach	Captains
1910-11	7-4	Nat Cartmell	Marvin Ritch
1911-12	4-5	Nat Cartmell	Junius Smith
1912-13	4-7	Nat Cartmell	Ben Edwards
1913-14	10-8	Nat Cartmell	Meb Long

South Atlantic Intercollegiate Athletic Association

1914-15	6-10	9th	Charles Doak	Meb Long
1915-16	12-6	5th	Charles Doak	John Johnson
1916-17	5-4	7th	Howell Peacock	George Tennent
1917-18	9-3	3rd	Howell Peacock	George Tennent
1918-19	9-7	7th	Rennie Cuthbertson	(player-coach)
1919-20	8-9	8th	Maj. Fred Boye	Billy Carmichael
1920-21	12-8	4th	Maj. Fred Boye	Carlyle Shepard

Year	Overall W-L	Southern Conference W-L	SC Tournament Finish	Postseason Results	Head Coach	Captains
1921-22	15-6	3-3, Tied 7th	Champion		No Coach	Cartwright Carmichael
1922-23	15-1	5-0, 1st	Second Round		No Coach	Monk McDonald
1923-24	26-0	7-0, 2nd	Champion		Norman Shepard	Winton Green
1924-25	20-5	6-2, Tied 2nd	Champion		Monk McDonald	Jack Cobb
1925-26	20-5	6-2, 4th	Champion		Harlan Sanborn	Bill Dodderer
1926-27	17-7	7-2, 8th	Semifinalist		James Ashmore	Bunn Hackney
1927-28	17-2	7-1, Tied 3rd	Round of 16		James Ashmore	Billy Morris
1928-29	17-8	12-2, 2nd	Quarterfinalist		James Ashmore	Rufus Hackney
1929-30	14-11	4-7, 16th	Round of 16		James Ashmore	Puny Harper
1930-31	15-9	6-6, Tied 9th	Quarterfinalist		James Ashmore	Artie Marpet
1931-32	16-5	6-4, Tied 5th	Finalist		George Shepard	Tom Alexander
1932-33	12-5	6-3, Tied 5th	Semifinalist		George Shepard	Wilmer Hines
1933-34	18-4	12-2, Tied 2nd	Semifinalist		George Shepard	Dave McCachren
1934-35	23-2	12-1, 1st	Champion		George Shepard	Stewart Aitken
1935-36	21-4	13-3, 2nd	Champion		Walter Skidmore	Jim McCachren
1936-37	18-5	14-3, 2nd	Finalist		Walter Skidmore	Earl Ruth
1937-38	16-5	13-2, 1st	Quarterfinalist		Walter Skidmore	Earl Ruth
1938-39	10-11	7-7, 7th	First Round		Walter Skidmore	Bill McCachren
1939-40	23-3	11-2, 2nd	Champion		Bill Lange	Ben Dilworth
1940-41	19-9	14-1, 1st	Quarterfinalist	NCAA Final 8	Bill Lange	George Glamack
1941-42	14-9	9-5, 7th	Quarterfinalist		Bill Lange	Bob Rose
1942-43	12-10	8-9, 11th	Did Not Compete		Bill Lange	George McCachren, George Payne
1943-44	17-10	9-1, 1st	Finalist		Bill Lange	Game Captains
1944-45	22-6	11-3, 4th	Champion		Ben Carnevale	Game Captains
1945-46	30-5	13-1, 1st	Semifinalist	NCAA Finalist	Ben Carnevale	Jim Hayworth
1946-47	19-8	10-2, 2nd	Finalist		Tom Scott	Jim Hamilton, Jim White
1947-48	20-7	11-4, 3rd	Semifinalist		Tom Scott	Bob Paxton
1948-49	20-8	13-5, 3rd	Semifinalist		Tom Scott	Dan Nyimicz
1949-50	17-12	13-6, 5th	Quarterfinalist		Tom Scott	Nemo Nearman
1950-51	12-15	9-8, 9th	Did Not Compete		Tom Scott	Hugo Kappler, Charlie Thorne
1951-52	12-15	8-11, 11th	Did Not Compete		Tom Scott	Howard Deasy
1952-53	17-10	15-6, 8th	Quarterfinalist		Frank McGuire	Vince Grimaldi, Jack Wallace

6 1sts 8 SoCon Tournament Championships

Year	Overall W-L	ACC W-L	ACC Tournament Finish	Writers' Poll	Coaches' Poll	Postseason Results	Head Coach	Captains
1953-54	11-10	5-6, 5th	Quarterfinalist				Frank McGuire	Game Captains
1954-55	10-11	8-6, Tied 4th	Quarterfinalist				Frank McGuire	Al Lifson, Paul Likins
1955-56	18-5	11-3, Tied 1st	Semifinalist	13th	11th		Frank McGuire	Jerry Vayda
1956-57	32-0	14-0, 1st	Champion	1st	1st	NCAA Champion	Frank McGuire	Lennie Rosenbluth
1957-58	19-7	10-4, Tied 2nd	Finalist	13th	12th		Frank McGuire	Pete Brennan
1958-59	20-5	12-2, Tied 1st	Finalist	9th	6th	NCAA 1st Rd.	Frank McGuire	Danny Lotz
1959-60	18-6	12-2, Tied 1st	Semifinalist		14th		Frank McGuire	Harvey Salz
1960-61	19-4	12-2, 1st	Did Not Compete	5th	6th		Frank McGuire	Doug Moe, York Larese, Dick Kopley
1961-62	8-9	7-7, Tied 4th	Quarterfinalist				Dean Smith	Jim Hudock
1962-63	15-6	10-4, 3rd	Semifinalist				Dean Smith	Larry Brown, Yogi Poteet
1963-64	12-12	6-8, 5th	Semifinalist				Dean Smith	Mike Cooke, Charlie Shaffer
1964-65	15-9	10-4, Tied 2nd	Quarterfinalist				Dean Smith	Billy Cunningham
1965-66	16-11	8-6, Tied 3rd	Semifinalist				Dean Smith	Bob Bennett, John Yokley
1966-67	26-6	12-2, 1st	Champion	4th	3rd	NCAA 4th Place	Dean Smith	Tom Gauntlett, Bobby Lewis
1967-68	28-4	12-2, 1st	Champion	4th	4th	NCAA Finalist	Dean Smith	Larry Miller
1968-69	27-5	12-2, 1st	Champion	4th	2nd	NCAA 4th Place	Dean Smith	Joe Brown, Bill Bunting, Rusty Clark, Dick Grubar, Gerald Tuttle
1969-70	18-9	9-5, Tied 2nd	Quarterfinalist			NIT First Round	Dean Smith	Jim Delany, Eddie Fogler, Charlie Scott
1970-71	26-6	11-3, 1st	Finalist	13th	13th	NIT Champion	Dean Smith	Lee Dedmon, Dale Gipple
1971-72	26-5	9-3, 1st	Champion	2nd	2nd	NCAA 3rd Place	Dean Smith	Steve Previs, Dennis Wuycik
1972-73	25-8	8-4, 2nd	First Round	11th	12th	NIT 3rd Place	Dean Smith	Donn Johnston, George Karl
1973-74	22-6	9-3, Tied 2nd	Semifinalist	12th	8th	NIT First Round	Dean Smith	Darrell Elston, Bobby Jones
1974-75	23-8	8-4, Tied 2nd	Champion	9th	10th	NCAA Sweet 16	Dean Smith	Mickey Bell, Brad Hoffman, Ed Stahl
1975-76	25-4	11-1, 1st	Finalist	8th	6th	NCAA 1st Rd.	Dean Smith	Bill Chambers, Dave Hanners, Mitch Kupchak

Year	Overall W-L	W-L	ACC Tournament Finish	Writers Poll	Coaches Poll	Postseason Results	Head Coach	Captains
1976-77	28-5	9-3, 1st	Champion	5th	3rd	NCAA Finalist	Dean Smith	Bruce Buckley, Woody Coley Walter Davis, John Kuester, Tommy LaGarde
1977-78	23-8	9-3, 1st	Semifinalist	16th	10th	NCAA 1st Rd.	Dean Smith	Phil Ford, Tom Zaliagiris
1978-79	23-6	9-3, Tied 1st	Champion	9th	3rd	NCAA 2nd Rd.	Dean Smith	Dudley Bradley, Ged Doughton
1979-80	21-8	9-5, Tied 2nd	Semifinalist	15th	15th	NCAA 2nd Rd.	Dean Smith	Dave Colescott, Mike O'Koren, John Virgil, Jeff Wolf, Rich Yonakor
1980-81	29-8	10-4, 2nd	Champion	6th	6th	NCAA Finalist	Dean Smith	Pete Budko, Eric Kenny, Mike Pepper, Al Wood
1981-82	32-2	12-2, Tied 1st	Champion	1st	1st	NCAA Champion	Dean Smith	Jeb Barlow, Jimmy Black, Chris Brust
1982-83	28-8	12-2, Tied 1st	Semifinalist	8th	8th	NCAA Final 8	Dean Smith	Jim Braddock
1983-84	28-3	14-0, 1st	Semifinalist	1st	1st	NCAA Sweet 16	Dean Smith	Matt Doherty, Cecil Exum, Sam Perkins
1984-85	27-9	9-5, Tied 1st	Finalist	7th	7th	NCAA Final 8	Dean Smith	Buzz Peterson
1985-86	28-6	10-4, 3rd	Quarterfinalist	8th	8th	NCAA Sweet 16	Dean Smith	Brad Daugherty, Steve Hale
1986-87	32-4	14-0, 1st	Finalist	2nd	3rd	NCAA Final 8	Dean Smith	Kenny Smith, Joe Wolf
1987-88	27-7	11-3, 1st	Finalist	7th	8th	NCAA Final 8	Dean Smith	Joe Jenkins, Ranzino Smith
1988-89	29-8	9-5, Tied 2nd	Champion	5th	4th	NCAA Sweet 16	Dean Smith	Steve Bucknall, Jeff Lebo
1989-90	21-13	8-6, Tied 3rd	Quarterfinalist			NCAA Sweet 16	Dean Smith	Kevin Madden, Scott Williams
1990-91	29-6	10-4, 2nd	Champion	4th	4th	NCAA Final 4	Dean Smith	Pete Chilcutt, Rick Fox, King Rice
1991-92	23-10	9-7, 3rd	Finalist	18th	12th	NCAA Sweet 16	Dean Smith	Hubert Davis
1992-93	34-4	14-2, 1st	Finalist	4th	1st	NCAA Champion	Dean Smith	George Lynch, Henrik Rodl
1993-94	28-7	11-5, 2nd	Champion	1st	9th	NCAA 2nd Rd.	Dean Smith	Eric Montross, Derrick Phelps
1994-95	28-6	12-4, Tied 1st	Finalist	4th	3rd	NCAA Final 4	Dean Smith	Pearce Landry, Pat Sullivan, Donald Williams
1995-96	21-11	10-6, 3rd	Quarterfinalist	25th	24th	NCAA 2nd Rd.	Dean Smith	Dante Calabria
1996-97	28-7	11-5, Tied 2nd	Champion	4th	4th	NCAA Final 4	Dean Smith	Serge Zwikker, Shammond Williams
1997-98	34-4	13-3, 2nd	Champion	1st	3rd	NCAA Final 4	Bill Guthridge	Shammond Williams, Makhtar Ndiaye
1998-99	24-10	10-6, 3rd	Finalist	13th	18th	NCAA 1st Rd.	Bill Guthridge	Ademola Okulaja
1999-00	22-14	9-7, Tied 3rd	Quarterfinalist		11th	NCAA Final 4	Bill Guthridge	Ed Cota
2000-01	26-7	13-3, Tied 1st	Finalist	6th	10th	NCAA 2nd Rd.	Matt Doherty	Brendan Haywood
2001-02	8-20	4-12, Tied 7th	Quarterfinalist				Matt Doherty	Jason Capel, Kris Lang
2002-03	19-16	6-10, Tied 6th	Semifinalist			NIT Quarterfinalist	Matt Doherty	Jonathan Holmes, Will Johnson
2003-04	19-11	8-8, 5th	Quarterfinalist	18th	22nd	NCAA 2nd Rd.	Roy Williams	(no captains selected)
2004-05	33-4	14-2, 1st	Semifinalist	2nd	1st	NCAA Champion	Roy Williams	Jackie Manuel, Melvin Scott, Jawad Williams
2005-06	23-8	12-4, 2nd	Semifinalist	10th	14th	NCAA 2nd Rd.	Roy Williams	David Noel, Byron Sanders
2006-07	31-7	11-5, Tied 1st	Champion	4th	Tied 5th	NCAA Final 8	Roy Williams	Wes Miller, Reyshawn Terry
2007-08	36-3	14-2, 1st	Champion	1st	Tied 3rd	NCAA Final 4	Roy Williams	Quentin Thomas, Marcus Ginyard
2008-09	34-4	13-3, 1st	Semifinalist	2nd	1st	NCAA Champion	Roy Williams	Bobby Frasor, Danny Green, Tyler Hansbrough
2009-10	20-17	5-11, Tied 11th	First Round			NIT Finalist	Roy Williams	Marcus Ginyard, Deon Thompson
2010-11	29-8	14-2, 1st	Finalist	7th	8th	NCAA Final 8	Roy Williams	Justin Knox, Justin Watts, Tyler Zeller
2011-12	32-6	14-2, 1st	Finalist	4th	6th	NCAA Final 8	Roy Williams	Justin Watts, Tyler Zeller
2012-13	25-11	12-6, 3rd	Finalist			NCAA 2nd Rd.	Roy Williams	Reggie Bullock, James Michael McAdoo, Dexter Strickland
2013-14	24-10	13-5, Tied 3rd	Quarterfinalist	19th	21st	NCAA 2nd Rd.	Roy Williams	James Michael McAdoo, Marcus Paige
2014-15	26-12	11-7, 5th	Finalist	15th	12th	NCAA Sweet 16	Roy Williams	Desmond Hubert, Marcus Paige
2015-16	33-7	14-4, 1st	Champion	3rd	2nd	NCAA Finalist	Roy Williams	Joel James, Brice Johnson, Marcus Paige
2016-17	33-7	14-4, 1st	Semifinalist	5th	1st	NCAA Champion	Roy Williams	Joel Berry II
2017-18	26-11	11-7, Tied 3rd	Finalist	10th	14th	NCAA 2nd Rd.	Roy Williams	Joel Berry II, Theo Pinson
2018-19	29-7	16-2, Tied 1st	Semifinalist	3rd	9th	NCAA Sweet 16	Roy Williams	Cameron Johnson, Luke Maye, Kenny Williams
2019-20	14-19	6-14, Tied 13th	Second Round				Roy Williams	Garrison Brooks, Brandon Robinson
2020-21	18-11	10-6, Tied 5th	Semifinalist			NCAA 1st Rd.	Roy Williams	no captains selected
2021-22	29-10	15-5, Tied 2nd	Semifinalist		2nd	NCAA Finalist	Hubert Davis	no permanent captains selected
2022-23	20-13	11-9, 7th	Quarterfinalist				Hubert Davis	Armando Bacot, Leaky Black

Seasons: the 2023-24 season is Carolina Basketball's 114th

Overall Record: 2343-852 (.733)

NCAA Appearances: 52 (1941, 1946, 1957, 1959, 1967, 1968, 1969, 1972, 1975, 1976, 1977, 1978, 1979, 1980, 1981, 1982, 1983, 1984, 1985, 1986, 1987, 1988, 1989, 1990, 1991, 1992, 1993, 1994, 1995, 1996, 1997, 1998, 1999, 2000, 2001, 2004, 2005, 2006, 2007, 2008, 2009, 2011, 2012, 2013, 2014, 2015, 2016, 2017, 2018, 2019, 2021, 2022)

NCAA Tournament Record: 131-49 (.728)

NCAA Championships: 6 (1957, 1982, 1993, 2005, 2009, 2017)

NCAA Final Fours: 21 (1946, 1957, 1967, 1968, 1969, 1972, 1977, 1981, 1982, 1991, 1993, 1995, 1997, 1998, 2000, 2005, 2008, 2009, 2016, 2017, 2022)

ACC Regular-Season Record: 741-310 (.705)

ACC Regular-Season Titles: 32 (1956, 1957, 1959, 1960, 1961, 1967, 1968, 1969, 1971, 1972, 1976, 1977, 1978, 1979, 1982, 1983, 1984, 1985, 1987, 1988, 1993, 1995, 2001, 2005, 2007, 2008, 2009, 2011, 2012, 2016, 2017, 2019)

ACC Tournament Championships: 18 (1957, 1967, 1968, 1969, 1972, 1975, 1977, 1979, 1981, 1982, 1989, 1991, 1994, 1997, 1998, 2007, 2008, 2016)

ACC Tournament Record: 106-51 (.675)

Dean E. Smith Center Record: 463-86 (.843)

Top 25 Poll Finishes: Media 51; Coaches 54

No. 1 in Final AP Poll: 6 (1957, 1982, 1984, 1994, 1998, 2008)

No. 1 in Final Coaches Poll: 7 (1957, 1982, 1984, 1993, 2005, 2009, 2017)

NIT Appearances: 6 (1970, 1971, 1973, 1974, 2003, 2010)

NIT Championship: 1 (1971)



UNC's YEAR-BY-YEAR STATS



Year	GP	Field Goals		3Pt. Field Goals		Free Throws		Rebounds		A	TO	BLK	STL	PF-D	Points-Avg.
		Made-Att.	Pct.	Made-Att.	Pct.	Made-Att.	Pct.	Off-Def	Tot-Avg.						
1946-47	27	543				348-556	.626							436	1434-53.1
1947-48	27	537				378-615	.615							456	1452-53.8
1948-49						361-612	.590							583	1605-57.3
1949-50	29	614				426-720	.592							536	1654-57.0
1950-51	27	682-2025	.337			403-691	.583							590	1767-65.4
1951-52	27	660-1892	.349			421								569	1741-64.5
1952-53	27	713-1944	.367			595-937	.635							658	2021-74.9
1953-54	21	499-1322	.377			441-701	.629		859-40.9					475	1439-68.5
1954-55	21	549-1386	.396			492-722	.681		826-39.3					398	1590-75.7
1955-56	23	623-1515	.411			593-868	.683		1106-48.1					427	1839-80.0
1956-57	32	860-1996	.431			817-1177	.694		1495-46.7					582	2537-79.3
1957-58	26	642-1621	.396			583-838	.696		1157-44.5					491	1867-71.8
1958-59	25	648-1509	.429			501-724	.692		1132-45.3					447	1797-71.9
1959-60	24	606-1467	.413			542-715	.758		1101-45.9					563	1754-73.1
1960-61	23	664-1497	.444			437-651	.671		1148-49.9					429	1765-76.7
1961-62	17	450-959	.469			330-495	.667		707-41.6					374	1230-72.4
1962-63	21	628-1368	.459			352-520	.677		917-43.7					390	1608-76.6
1963-64	24	731-1625	.450			399-607	.657		1166-48.6					477	1861-77.5
1964-65	24	757-1600	.473			400-604	.662		1092-45.5					438	1914-79.8
1965-66	27	838-1620	.517			508-694	.732		1021-37.8					455	2184-80.9
1966-67	32	1016-2155	.471			598-894	.669		1506-47.1					597	2630-82.2
1967-68	32	1029-2261	.455			622-912	.682		1537-48.0					570	2680-83.8
1968-69	32	1094-2228	.491			656-915	.717		1468-45.9	485				584	2844-88.9
1969-70	27	931-1936	.481			537-747	.719		1237-45.8	403				530	2399-88.9
1970-71	32	1010-1935	.522			686-923	.743		1382-43.2	586				653	2706-84.6
1971-72	31	1031-1954	.528			700-942	.743		1383-44.6	683				641	2762-89.1
1972-73	33	1150-2181	.527			496-703	.706		1405-42.6	855	670			675	2796-84.7
1973-74	28	1015-1952	.520			407-578	.704		1144-40.9	677	561			574	2437-87.0
1974-75	31	1037-1933	.536			549-755	.727		1200-38.7	658	603			601	2623-84.6
1975-76	29	966-1838	.526			537-715	.751		1086-37.4	598	500	74	279	567	2469-85.1
1976-77	33	1054-1961	.537			651-873	.746		1124-34.1	656	557	93	356	685	2759-83.6
1977-78	31	1008-1895	.532			497-756	.657		1111-35.8	595	525	93	294	633-18	2513-81.1
1978-79	29	861-1614	.533			496-688	.721		936-32.3	428	467	112	278	533-8	2218-76.5
1979-80	29	838-1603	.523			448-669	.670		944-32.6	462	398	110	225	559-18	2124-73.2
1980-81	37	1028-1969	.522			604-826	.731		1264-34.2	545	591	146	272	636-17	2660-71.9
1981-82	34	895-1668	.537			477-689	.692		999-29.4	583	438	112	239	471-6	2269-66.7
1982-83	36	1072-2083	.515	132-302	.437	629-849	.741		1269-35.3	597	509	173	248	673-19	2905-80.7
1983-84	31	966-1779	.543			551-704	.783		1073-34.6	605	476	157	221	499-10	2483-80.1
1984-85	36	1039-1925	.540			569-748	.761		1215-33.8	702	556	159	220	604-24	2647-73.5
1985-86	34	1197-2140	.559			551-747	.738		1272-37.4	800	522	152	271	642-20	2945-86.6
1986-87	36	1238-2304	.537	213-488	.436	596-826	.722		1329-36.9	782	567	103	319	662-15	3285- 91.3
1987-88	34	1013-1892	.535	169-393	.430	596-820	.727		1175-34.6	618	581	105	252	574-15	2791-82.1
1988-89	37	1228-2328	.527	186-478	.389	689-950	.725		1418-38.3	788	634	123	285	645-17	3331-90.0
1989-90	34	1044-2098	.498	195-519	.376	525-765	.686		1281-37.7	594	584	114	309	607-21	2808-82.6
1990-91	35	1134-2257	.502	192-483	.398	607-866	.701		1455-41.6	699	566	142	315	574-6	3067-87.6
1991-92	33	1039-2080	.500	144-407	.354	534-746	.716		1264-38.3	616	538	142	283	598-15	2756-83.5
1992-93	38	1219-2407	.506	168-452	.372	666-943	.706		1561-41.1	698	581	145	357	602-10	3272-86.1
1993-94	35	1091-2188	.499	144-437	.330	670-1008	.665		1531-43.7	649	532	219	285	579-11	2996-85.6
1994-95	34	1044-2055	.508	266-648	.410	517-763	.678		1290-37.9	576	437	177	211	476-5	2871-84.4
1995-96	32	919-1869	.492	235-593	.396	411-613	.670	420-823	1243-38.8	559	429	110	172	471-6	2484-77.6
1996-97	35	1018-2124	.479	188-506	.372	485-713	.680	530-925	1455-41.6	632	495	142	261	547-10	2709-77.4
1997-98	38	1131-2184	.518	185-511	.362	666-937	.711	490-1022	1512-39.8	699	492	188	259	533-13	3113-81.9
1998-99	34	868-1841	.471	175-460	.380	517-720	.718	435-923	1358-39.9	541	530	134	192	505-8	2428-71.4
1999-00	36	1014-2066	.491	169-492	.343	518-740	.700	438-956	1394-38.7	609	536	178	210	580-11	2715-75.4
2000-01	33	945-1972	.479	189-519	.364	532-794	.670	411-952	1363-41.3	576	518	184	244	576-8	2611-79.1
2001-02	28	707-1612	.439	212-606	.350	396-574	.690	305-666	971-34.7	477	461	99	167	508-14	2022-72.2
2002-03	35	900-2062	.436	290-822	.353	434-655	.663	400-796	1196-34.2	554	522	163	293	601-8	2524-72.1
2003-04	30	877-1913	.458	195-555	.351	515-749	.688	460-731	1191-39.7	540	462	120	285	554-11	2464-82.1
2004-05	37	1128-2260	.499	277-687	.403	724-998	.725	502-997	1499-40.5	706	594	142	362	662-9	3257-88.0
2005-06	31	863-1809	.477	215-573	.375	519-733	.708	432-805	1237-39.9	552	512	127	242	531-6	2460-79.4
2006-07	38	1187-2379	.499	215-600	.358	669-940	.712	522-1029	1551-40.8	696	524	173	309	647-7	3258-85.7
2007-08	39	1250-2564	.488	216-580	.372	738-975	.757	605-1090	1695-43.5	656	560	174	318	658-9	3454-88.6
2008-09	38	1205-2509	.480	264-682	.387	739-983	.752	556-1041	1597-42.0	685	472	196	325	609-6	3413-89.8
2009-10	37	1012-2294	.441	176-535	.329	558-854	.653	558-995	1553-42.0	577	562	209	250	564-4	2758-74.5
2010-11	37	1044-2318	.450	190-580	.328	590-878	.672	525-1053	1578-42.6	573	493	204	232	597-5	2868-77.5
2011-12	38	1134-2473	.459	194-580	.334	629-922	.682	589-1122	1711-45.0	659	454	221	259	551-3	3091-81.3
2012-13	36	1023-2321	.441	272-723	.376	442-655	.675	488-899	1387-38.5	616	442	117	303	538-5	2762-76.7
2013-14	34	953-2057	.463	146-434	.336	552-882	.626	483-867	1350-39.7	523	406	161	249	690-21	2604-76.6
2014-15	38	1099-2309	.476	184-514	.358	571-814	.701	526-1015	1541-40.6	661	481	160	251	738-13	2953-77.7
2015-16	40	1235-2561	.482	224-685	.327	617-826	.747	568-1056	1624-40.6	712	431	177	269	718-5	3311-82.8
2016-17	40	1226- 2633	.466	283-798	.355	642-916	.701	630-1119	1749-43.7	722	473	139	283	712-12	3377-84.4
2017-18	37	1105-2417	.457	305-849	.359	503-677	.743	511-1059	1570-42.4	674	445	151	213	587-2	3018-81.6
2018-19	36	1118-2410	.464	312-862	.362	541-728	.743	480-1097	1577-43.8	678	471	120	252	611-6	3089-85.8
2019-20	33	865-2058	.420	181-595	.304	470-689	.682	454-928	1382-41.9	472	426	116	183	550-8	2383-72.2
2020-21	29	801-1826	.439	162-509	.318	417-624	.668	447-786	1243-42.9	443	424	137	204	486-4	2181-75.2
2021-22	39	1076-2409	.447	328-916	.358	558-730	.764	447-1161	1608-41.2	582	455	153	202	564-8	3038-77.9
2022-23	33	866-1997	.434	234-751	.312	548-739	.742	369-935	1304-39.5	397	355	128	177	555-4	2514-76.2



OPPONENTS' YEAR-BY-YEAR STATISTICS



Year	GP	Field Goals		3Pt. Field Goals		Free Throws		Rebounds		A	TO	BLK	STL	PF-D	Points-Avg.
		Made-Att.	Pct.	Made-Att.	Pct.	Made-Att.	Pct.	Off-Def	Tot-Avg.						
1953-54	21	422-1320	.320			491-735	.668		797-38.0					452	1335-63.6
1954-55	21	563-1542	.365			471-679	.694		993-47.3					422-20	1597-76.0
1955-56	23	569-1636	.348			495-719	.688		991-43.1					503	1633-71.0
1956-57	32	720-2043	.352			658-958	.687		1151-36.0					702	2098-65.6
1957-58	26	605-1558	.388			478-700	.683		106140.8					570	1688-64.9
1958-59	25	627-1606	.390			375-598	.627		1113-44.5					502	1629-65.2
1959-60	24	531-1415	.375			432-634	.681		1019-42.5					471	1494-62.3
1960-61	23	549-1381	.398			414-605	.684		922-40.1					450	1512-65.7
1961-62	17	472-1042	.453			291-475	.613		720-42.4					381	1235-72.6
1962-63	21	576-1316	.438			335-484	.692		878-41.8					404	1487-70.8
1963-64	24	723-1657	.436			413-602	.686		1060-44.2					455	1859-77.5
1964-65	24	752-1682	.447			359-531	.676		1057-44.0					462	1863-77.6
1965-66	27	818-1708	.479			368-551	.668		1035-38.3					523	2004-74.2
1966-67	32	873-2101	.416			531-775	.685		1392 -43.5					680	2277-71.2
1967-68	32	912-2054	.444			492-708	.695		1370-42.8					682	2316-72.4
1968-69	32	937-2084	.450			547-780	.701		1295-40.5	319				672	2421-75.7
1969-70	27	798-1810	.441			532-740	.719		1204-44.6	255				568	2128-78.8
1970-71	32	835-1993	.419			627-894	.701		1206-37.7	317				678	2297-71.8
1971-72	31	808-1918	.421			597-853	.700		1153-37.2	359				695	2213-71.4
1972-73	33	967-2161	.447			469-679	.691		1237-37.5	414	684			726	2403-72.8
1973-74	28	870-1895	.459			368-521	.706		1049-37.5	352	626			594	2108-75.3
1974-75	31	1014-2154	.471			389-556	.700		1086-35.0	391	523			699	2417-78.0
1975-76	29	886-1886	.470			382-541	.706		1007-34.7	403	545		170	701	2154-74.3
1976-77	33	978-2050	.477			440-626	.703		1078-32.7	417	654		218	762	2396-72.6
1977-78	31	875-1769	.495			442-618	.715		935-30.2	453	608		216	710-40	2192-70.7
1978-79	29	761-1620	.470			376-508	.740		848-29.2	345	511		171	617-27	1898-65.4
1979-80	29	798-1610	.496			375-542	.692		861-29.7	401	417	73	182	614-29	1971-68.0
1980-81	37	975-2128	.458			394-580	.679		1067-28.8	467	552		302	752-30	2344-63.4
1981-82	34	811-1742	.466			263-407	.646		873-25.7	417	492		188	641-22	1885-55.4
1982-83	36	945-2130	.444	103-260	.396	476-701	.679		1151-32.0	489	568		228	779-33	2469-68.6
1983-84	31	851-1892	.450			308-476	.647		940-30.3	455	521	54	208	631-28	2010-64.8
1984-85	36	989-2197	.450			398-601	.662		1085-30.1	534	453	79	285	707-23	2376-66.0
1985-86	34	942-2163	.436			462-672	.688		1108-32.6	523	571	98	255	697-25	2346-69.0
1986-87	36	1043-2210	.472	130-342	.380	479-689	.695	417-708	1125-31.3	589	660	58	236	742-31	2695-74.9
1987-88	34	939-2063	.455	195-519	.376	417-605	.689	411-632	1043-30.7	490	536	65	260	687-21	2490-73.2
1988-89	37	1147-2530	.453	216-637	.339	439-648	.677	560-778	1338-36.2	603	654	84	343	808-21	2949-79.7
1989-90	34	996-2168	.459	206-565	.365	452-652	.693	466-731	1197-35.2	555	581	118	293	697-18	2650-77.9
1990-91	35	974-2329	.418	197-622	.317	362-568	.637	503-722	1225-35.0	520	635	115	270	708-21	2507-71.6
1991-92	33	909-2093	.434	232-599	.387	444-630	.705	505-614	1119-33.9	526	566	118	252	614-19	2494-75.6
1992-93	38	978-2370	.413	235-716	.328	405-603	.672		1222-32.2	538	686	138	273	747-20	2596-68.3
1993-94	35	923-2336	.395	273-802	.340	414-636	.651		1234-35.3	498	548	134	261	791-34	2533-72.4
1994-95	34	960-2326	.413	299-879	.340	297-423	.702	535-695	1230-36.2	503	434	95	226	652-22	2516-74.0
1995-96	32	826-2004	.412	308-857	.359	313-469	.667	401-642	1043-32.6	462	369	80	224	603-9	2273-71.0
1996-97	35	867-2154	.403	275-849	.324	325-523	.621	447-680	1127-32.2	453	479	98	256	645-19	2334-66.7
1997-98	38	923-2403	.384	282-879	.321	366-542	.675	525-703	1228-32.3	472	503	81	230	758-26	2494-65.6
1998-99	34	822-2091	.393	246-752	.327	316-480	.658	426-628	1054-31.0	434	378	121	267	616-13	2206-64.9
1999-00	36	953-2338	.408	229-744	.308	393-569	.691	510-735	1245-34.6	516	419	117	298	662-12	2528-70.2
2000-01	33	859-2196	.391	243-749	.324	380-578	.657	469-758	1227-37.2	461	447	108	298	669-16	2341-70.9
2001-02	28	803-1776	.452	216-596	.362	386-546	.707	362-685	1047-37.4	394	357	99	259	534-13	2208-78.9
2002-03	35	920-2103	.437	225-651	.346	427-618	.691	472-877	1349-38.5	489	581	153	288	637-15	2492-71.2
2003-04	30	799-1798	.444	229-650	.352	416-597	.697	364-697	1061-35.4	452	541	125	247	625-22	2243-74.8
2004-05	37	913-2274	.401	284-834	.341	490-689	.711	452-770	1222-33.0	500	658	173	328	808-30	2600-70.3
2005-06	31	779-1894	.411	200-605	.331	370-522	.709	377-609	986-31.8	406	465	114	282	639-10	2128-68.6
2006-07	38	962-2311	.416	254-751	.338	430-646	.666	425-802	1227-32.3	509	613	152	284	792-29	2608-68.6
2007-08	39	1061-2490	.426	278-852	.326	428-641	.668	446-820	1266-32.5	534	628	195	309	805-25	2828-72.5
2008-09	38	1013-2468	.410	274-814	.337	435-627	.694	494-863	1357-35.7	518	605	167	266	785-28	2735-72.0
2009-10	37	984-2389	.412	284-829	.343	409-585	.699	484-870	1354-36.6	536	508	168	318	713-21	2661-71.9
2010-11	37	948-2339	.405	267-806	.331	382-580	.659	454-889	1343-36.3	475	528	114	278	744-23	2545-68.8
2011-12	38	957-2431	.394	275-862	.319	360-529	.681	425-888	1313-34.6	445	507	129	238	784-30	2549-67.1
2012-13	36	918-2170	.423	248-717	.346	408-581	.702	417-911	1328-36.9	439	558	134	244	599-12	2492-69.2
2013-14	34	810-1949	.416	211-665	.317	541-807	.670	395-784	1179-34.7	374	462	136	202	717-20	2372-69.8
2014-15	38	889-2232	.398	247-822	.300	591-843	.701	460-790	1250-32.9	466	468	147	255	693-14	2616-68.8
2015-16	40	993-2385	.416	308-850	.362	505-725	.697	451-829	1280-32.0	434	511	122	225	734-13	2801-70.0
2016-17	40	982-2377	.413	319-939	.340	541-746	.725	367-890	1257-31.4	458	544	177	249	782-15	2824-70.6
2017-18	37	972-2297	.423	357-940	.380	410-597	.687	362-854	1216-32.9	541	433	176	228	658-14	2711-73.3
2018-19	36	935-2248	.416	330-985	.335	434-639	.679	324-880	1204-33.4	507	501	169	242	630-10	2636-73.2
2019-20	33	843-2000	.422	277-824	.336	440-583	.755	296-836	1132-34.3	455	378	138	229	616-14	2403-72.8
2020-21	29	735-1734	.424	233-665	.350	325-666	.697	282-660	942-32.5	376	396	133	247	526-12	2028-69.9
2021-22	39	1048-2464	.425	301-893	.337	383-528	.725	319-956	1275-32.7	498	378	139	259	645-12	2780-71.3
2022-23	33	876-2017	.434	213-646	.330	375-530	.708	284-843	1127-34.2	368	345	113	188	617-16	2340-70.9



YEAR-BY-YEAR UNC/OPPONENT COMPARISONS



Year	GP	Field Goals		3Pt. Field Goals		Free Throws		Rebounds		A	TO	BLK	STL	PF-D	Points-Avg.
		Made-Att.	Pct.	Made-Att.	Pct.	Made-Att.	Pct.	Off-Def	Tot-Avg.						
1953-54	21	499-1322	.377			441-701	.629		859-40.9					475	1439-68.5
Opponents	21	422-1320	.320			491-735	.668		797-38.0					452	1335-63.6
1954-55	21	549-1386	.396			492-722	.681		826-39.3					398	1590-75.7
Opponents	21	563-1542	.365			471-679	.694		993- 47.3					422-20	1597-76.0
1955-56	23	623-1515	.411			593-868	.683		1106-48.1					427	1839-80.0
Opponents	23	569-1636	.348			495-719	.688		991-43.1					503	1633-71.0
1956-57	32	860-1996	.431			817- 1177	.694		1495-46.7					582	2537-79.3
Opponents	32	720-2043	.352			658-958	.687		1151-36.0					702	2098-65.6
1957-58	26	642-1621	.396			583-838	.696		1157-44.5					491	1867-71.8
Opponents	26	605-1558	.388			478-700	.683		106140.8					570	1688-64.9
1958-59	25	648-1509	.429			501-724	.692		1132-45.3					447	1797-71.9
Opponents	25	627-1606	.390			375-598	.627		1113-44.5					502	1629-65.2
1959-60	24	606-1467	.413			542-715	.758		1101-45.9					563	1754-73.1
Opponents	24	531-1415	.375			432-634	.681		1019-42.5					471	1494-62.3
1960-61	23	664-1497	.444			437-651	.671		1148- 49.9					429	1765-76.7
Opponents	23	549-1381	.398			414-605	.684		922-40.1					450	1512-65.7
1961-62	17	450-959	.469			330-495	.667		707-41.6					374	1230-72.4
Opponents	17	472-1042	.453			291-475	.613		720-42.4					381	1235-72.6
1962-63	21	628-1368	.459			352-520	.677		917-43.7					390	1608-76.6
Opponents	21	576-1316	.438			335-484	.692		878-41.8					404	1487-70.8
1963-64	24	731-1625	.450			399-607	.657		1166-48.6					477	1861-77.5
Opponents	24	723-1657	.436			413-602	.686		1060-44.2					455	1859-77.5
1964-65	24	757-1600	.473			400-604	.662		1092-45.5					438	1914-79.8
Opponents	24	752-1682	.447			359-531	.676		1057-44.0					462	1863-77.6
1965-66	27	838-1620	.517			508-694	.732		1021-37.8					455	2184-80.9
Opponents	27	818-1708	.479			368-551	.668		1035-38.3					523	2004-74.2
1966-67	32	1016-2155	.471			598-894	.669		1506-47.1					597	2630-82.2
Opponents	32	873-2101	.416			531-775	.685		1392 -43.5					680	2277-71.2
1967-68	32	1029-2261	.455			622-912	.682		1537-48.0					570	2680-83.8
Opponents	32	912-2054	.444			492-708	.695		1370-42.8					682	2316-72.4
1968-69	32	1094-2228	.491			656-915	.717		1468-45.9	485				584	2844-88.9
Opponents	32	937-2084	.450			547-780	.701		1295-40.5	319				672	2421-75.7
1969-70	27	931-1936	.481			537-747	.719		1237-45.8	403				530	2399-88.9
Opponents	27	798-1810	.441			532-740	.719		1204-44.6	255				568	2128-78.8
1970-71	32	1010-1935	.522			686-923	.743		1382-43.2	586				653	2706-84.6
Opponents	32	835-1993	.419			627-894	.701		1206-37.7	317				678	2297-71.8
1971-72	31	1031-1954	.528			700-942	.743		1383-44.6	683				641	2762-89.1
Opponents	31	808-1918	.421			597-853	.700		1153-37.2	359				695	2213-71.4
1972-73	33	1150-2181	.527			496-703	.706		1405-42.6	855	670			675	2796-84.7
Opponents	33	967-2161	.447			469-679	.691		1237-37.5	414	684			726	2403-72.8
1973-74	28	1015-1952	.520			407-578	.704		1144-40.9	677	561			574	2437-87.0
Opponents	28	870-1895	.459			368-521	.706		1049-37.5	352	626			594	2108-75.3
1974-75	31	1037-1933	.536			549-755	.727		1200-38.7	658	603			601	2623-84.6
Opponents	31	1014-2154	.471			389-556	.700		1086-35.0	391	523			699	2417-78.0
1975-76	29	966-1838	.526			537-715	.751		1086-37.4	598	500	74	279	567	2469-85.1
Opponents	29	886-1886	.470			382-541	.706		1007-34.7	403	545		170	701	2154-74.3
1976-77	33	1054-1961	.537			651-873	.746		1124-34.1	656	557	93	356	685	2759-83.6
Opponents	33	978-2050	.477			440-626	.703		1078-32.7	417	654		218	762	2396-72.6
1977-78	31	1008-1895	.532			497-756	.657		1111-35.8	595	525	93	294	633-18	2513-81.1
Opponents	31	875-1769	.495			442-618	.715		935-30.2	453	608		216	710-40	2192-70.7
1978-79	29	861-1614	.533			496-688	.721		936-32.3	428	467	112	278	533-8	2218-76.5
Opponents	29	761-1620	.470			376-508	.740		848-29.2	345	511		171	617-27	1898-65.4
1979-80	29	838-1603	.523			448-669	.670		944-32.6	462	398	110	225	559-18	2124-73.2
Opponents	29	798-1610	.496			375-542	.692		861-29.7	401	417	73	182	614-29	1971-68.0
1980-81	37	1028-1969	.522			604-826	.731		1264-34.2	545	591	146	272	636-17	2660-71.9
Opponents	37	975-2128	.458			394-580	.679		1067-28.8	467	552		302	752-30	2344-63.4
1981-82	34	895-1668	.537			477-689	.692		999-29.4	583	438	112	239	471-6	2269-66.7
Opponents	34	811-1742	.466			263-407	.646		873-25.7	417	492		188	641-22	1885-55.4
1982-83	36	1072-2083	.515	132-302	.437	629-849	.741		1269-35.3	597	509	173	248	673-19	2905-80.7
Opponents	36	945-2130	.444	103-260	.396	476-701	.679		1151-32.0	489	568		228	779-33	2469-68.6
1983-84	31	966-1779	.543			551-704	.783		1073-34.6	605	476	157	221	499-10	2483-80.1
Opponents	31	851-1892	.450			308-476	.647		940-30.3	455	521	54	208	631-28	2010-64.8
1984-85	36	1039-1925	.540			569-748	.761		1215-33.8	702	556	159	220	604-24	2647-73.5
Opponents	36	989-2197	.450			398-601	.662		1085-30.1	534	453	79	285	707-23	2376-66.0
1985-86	34	1197-2140	.559			551-747	.738		1272-37.4	800	522	152	271	642-20	2945-86.6
Opponents	34	942-2163	.436			462-672	.688		1108-32.6	523	571	98	255	697-25	2346-69.0
1986-87	36	1238-2304	.537	213-488	.436	596-826	.722		1329-36.9	782	567	103	319	662-15	3285- 91.3
Opponents	36	1043-2210	.472	130-342	.380	479-689	.695	417-708	1125-31.3	589	660	58	236	742-31	2695-74.9
1987-88	34	1013-1892	.535	169-393	.430	596-820	.727		1175-34.6	618	581	105	252	574-15	2791-82.1
Opponents	34	939-2063	.455	195-519	.376	417-605	.689	411-632	1043-30.7	490	536	65	260	687-21	2490-73.2
1988-89	37	1228-2328	.527	186-478	.389	689-950	.725		1418-38.3	788	634	123	285	645-17	3331-90.0
Opponents	37	1147-2530	.453	216-637	.339	439-648	.677	560-778	1338-36.2	603	654	84	343	808-21	2949-79.7
1989-90	34	1044-2098	.498	195-519	.376	525-765	.686		1281-37.7	594	584	114	309	607-21	2808-82.6
Opponents	34	996-2168	.459	206-565	.365	452-652	.693	466-731	1197-35.2	555	581	118	293	697-18	2650-77.9
1990-91	35	1134-2257	.502	192-483	.398	607-866	.701		1455-41.6	699	566	142	315	574-6	3067-87.6
Opponents	35	974-2329	.418	197-622	.317	362-568	.637	503-722	1225-35.0	520	635	115	270	708-21	2507-71.6
1991-92	33	1039-2080	.500	144-407	.354	534-746	.716		1264-38.3	616	538	142	283	598-15	2756-83.5
Opponents	33	909-2093	.434	232-599	.387	444-630	.705	505-614	1119-33.9	526	566	118	252	614-19	2494-75.6

Year	GP	Field Goals		3Pt. Field Goals		Free Throws		Rebounds		Tot-Avg.	A	TO	BLK	STL	PF-D	Points-Avg.
		Made-Att.	Pct.	Made-Att.	Pct.	Made-Att.	Pct.	Off-Def								
1992-93	38	1219-2407	.506	168-452	.372	666-943	.706			1561-41.1	698	581	145	357	602-10	3272-86.1
Opponents	38	978-2370	.413	235-716	.328	405-603	.672			1222-32.2	538	686	138	273	747-20	2596-68.3
1993-94	35	1091-2188	.499	144-437	.330	670-1008	.665			1531-43.7	649	532	219	285	579-11	2996-85.6
Opponents	35	923-2336	.395	273-802	.340	414-636	.651			1234-35.3	498	548	134	261	791-34	2533-72.4
1994-95	34	1044-2055	.508	266-648	.410	517-763	.678			1290-37.9	576	437	177	211	476-5	2871-84.4
Opponents	34	960-2326	.413	299-879	.340	297-423	.702	535-695		1230-36.2	503	434	95	226	652-22	2516-74.0
1995-96	32	919-1869	.492	235-593	.396	411-613	.670	420-823		1243-38.8	559	429	110	172	471-6	2484-77.6
Opponents	32	826-2004	.412	308-857	.359	313-469	.667	401-642		1043-32.6	462	369	80	224	603-9	2273-71.0
1996-97	35	1018-2124	.479	188-506	.372	485-713	.680	530-925		1455-41.6	632	495	142	261	547-10	2709-77.4
Opponents	35	867-2154	.403	275-849	.324	325-523	.621	447-680		1127-32.2	453	479	98	256	645-19	2334-66.7
1997-98	38	1131-2184	.518	185-511	.362	666-937	.711	490-1022		1512-39.8	699	492	188	259	533-13	3113-81.9
Opponents	38	923-2403	.384	282-879	.321	366-542	.675	525-703		1228-32.3	472	503	81	230	758-26	2494-65.6
1998-99	34	868-1841	.471	175-460	.380	517-720	.718	435-923		1358-39.9	541	530	134	192	505-8	2428-71.4
Opponents	34	822-2091	.393	246-752	.327	316-480	.658	426-628		1054-31.0	434	378	121	267	616-13	2206-64.9
1999-00	36	1014-2066	.491	169-492	.343	518-740	.700	438-956		1394-38.7	609	536	178	210	580-11	2715-75.4
Opponents	36	953-2338	.408	229-744	.308	393-569	.691	510-735		1245-34.6	516	419	117	298	662-12	2528-70.2
2000-01	33	945-1972	.479	189-519	.364	532-794	.670	411-952		1363-41.3	576	518	184	244	576-8	2611-79.1
Opponents	33	859-2196	.391	243-749	.324	380-578	.657	469-758		1227-37.2	461	447	108	298	669-16	2341-70.9
2001-02	28	707-1612	.439	212-606	.350	396-574	.690	305-666		971-34.7	477	461	99	167	508-14	2022-72.2
Opponents	28	803-1776	.452	216-596	.362	386-546	.707	362-685		1047-37.4	394	357	99	259	534-13	2208-78.9
2002-03	35	900-2062	.436	290-822	.353	434-655	.663	400-796		1196-34.2	554	522	163	293	601-8	2524-72.1
Opponents	35	920-2103	.437	225-651	.346	427-618	.691	472-877		1349-38.5	489	581	153	288	637-15	2492-71.2
2003-04	30	877-1913	.458	195-555	.351	515-749	.688	460-731		1191-39.7	540	462	120	285	554-11	2464-82.1
Opponents	30	799-1798	.444	229-650	.352	416-597	.697	364-697		1061-35.4	452	541	125	247	625-22	2243-74.8
2004-05	37	1128-2260	.499	277-687	.403	724-998	.725	502-997		1499-40.5	706	594	142	362	662-9	3257-88.0
Opponents	37	913-2274	.401	284-834	.341	490-689	.711	452-770		1222-33.0	500	658	173	328	808-30	2600-70.3
2005-06	31	863-1809	.477	215-573	.375	519-733	.708	432-805		1237-39.9	552	512	127	242	531-6	2460-79.4
Opponents	31	779-1894	.411	200-605	.331	370-522	.709	377-609		986-31.8	406	465	114	282	639-10	2128-68.6
2006-07	38	1187-2379	.499	215-600	.358	669-940	.712	522-1029		1551-40.8	696	524	173	309	647-7	3258-85.7
Opponents	38	962-2311	.416	254-751	.338	430-646	.666	425-802		1227-32.3	509	613	152	284	792-29	2608-68.6
2007-08	39	1250-2564	.488	216-580	.372	738-975	.757	605-1090		1695-43.5	656	560	174	318	658-9	3454-88.6
Opponents	39	1061-2490	.426	278-852	.326	428-641	.668	446-820		1266-32.5	534	628	195	309	805-25	2828-72.5
2008-09	38	1205-2509	.480	264-682	.387	739-983	.752	556-1041		1597-42.0	685	472	196	325	609-6	3413-89.8
Opponents	38	1013-2468	.410	274-814	.337	435-627	.694	494-863		1357-35.7	518	605	167	266	785-28	2735-72.0
2009-10	37	1012-2294	.441	176-535	.329	558-854	.653	558-995		1553-42.0	577	562	209	250	564-4	2758-74.5
Opponents	37	984-2389	.412	284-829	.343	409-585	.699	484-870		1354-36.6	536	508	168	318	713-21	2661-71.9
2010-11	37	1044-2318	.450	190-580	.328	590-878	.672	525-1053		1578-42.6	573	493	204	232	597-5	2868-77.5
Opponents	37	948-2339	.405	267-806	.331	382-580	.659	454-889		1343-36.3	475	528	114	278	744-23	2545-68.8
2011-12	38	1134-2473	.459	194-580	.334	629-922	.682	589-1122		1711-45.0	659	454	221	259	551-3	3091-81.3
Opponents	38	957-2431	.394	275-862	.319	360-529	.681	425-888		1313-34.6	445	507	129	238	784-30	2549-67.1
2012-13	36	1023-2321	.441	272-723	.376	442-655	.675	488-899		1387-38.5	616	442	117	303	538-5	2762-76.7
Opponents	36	918-2170	.423	248-717	.346	408-581	.702	417-911		1328-36.9	439	558	134	244	599-12	2492-69.2
2013-14	34	953-2057	.463	146-434	.336	552-882	.626	483-867		1350-39.7	523	406	161	249	690-21	2604-76.6
Opponents	34	810-1949	.416	211-665	.317	541-807	.670	395-784		1179-34.7	374	462	136	202	717-20	2372-69.8
2014-15	38	1099-2309	.476	184-514	.358	571-814	.701	526-1015		1541-40.6	661	481	160	251	738-13	2953-77.7
Opponents	38	889-2232	.398	247-822	.300	591-843	.701	460-790		1250-32.9	466	468	147	255	693-14	2616-68.8
2015-16	40	1235-2561	.482	224-685	.327	617-826	.747	568-1056		1624-40.6	712	431	177	269	718-5	3311-82.8
Opponents	40	993-2385	.416	308-850	.362	505-725	.697	451-829		1280-32.0	434	511	122	225	734-13	2801-70.0
2016-17	40	1226- 2633	.466	283-798	.355	642-916	.701	630-1119		1749-43.7	722	473	139	283	712-12	3377-84.4
Opponents	40	982-2377	.413	319-939	.340	541-746	.725	367-890		1257-31.4	458	544	177	249	782-15	2824-70.6
2017-18	37	1105-2417	.457	305-849	.359	503-677	.743	511-1059		1570-42.4	674	445	151	213	587-2	3018-81.6
Opponents	37	972-2297	.423	357-940	.380	410-597	.687	362-854		1216-32.9	541	433	176	228	658-14	2711-73.3
2018-19	36	1118-2410	.464	312-862	.362	541-728	.743	480-1097		1577-43.8	678	471	120	252	611-6	3089-85.8
Opponents	36	935-2248	.416	330- 985	.335	434-639	.679	324-880		1204-33.4	507	501	169	242	630-10	2636-73.2
2019-20	33	865-2058	.420	181-595	.304	470-689	.682	454-928		1382-41.9	472	426	116	183	550-8	2383-72.2
Opponents	33	843-2000	.422	277-824	.336	440-583	.755	296-836		1132-34.3	455	378	138	229	616-14	2403-72.8
2020-21	29	801-1826	.439	162-509	.318	417-624	.668	457-786		1243-42.9	443	424	137	204	486-4	2181-75.2
Opponents	29	735-1734	.424	233-665	.350	325-666	.697	282-660		942-32.5	376	396	133	247	526-12	2028-69.9
2021-22	39	1076-2409	.447	328-916	.358	558-730	.764	447- 1161		1608-41.2	582	455	153	202	564-8	3038-77.9
Opponents	39	1048-2464	.425	301-893	.337	383-528	.725	319- 956		1275-32.7	498	378	139	259	645-12	2780-71.3
2022-23	33	866-1997	.434	234-751	.312	548-739	.742	369-935		1304-39.5	397	355	128	177	555-4	2514-76.2
Opponents	33	876-2017	.434	213-646	.330	375-530	.708	284-843		1127-34.2	368	345	113	188	617-16	2340-70.9



SINGLE-SEASON TEAM RECORDS



SINGLE-SEASON RECORDS

MOST GAMES PLAYED

40 in 2016-17 (33-7)
 40 in 2015-16 (33-7)
 39 in 2021-22 (29-10)
 39 in 2007-08 (36-3)
 38 in 2014-15 (26-12)
 38 in 2011-12 (32-6)
 38 in 2008-09 (34-4)
 38 in 2006-07 (31-8)
 38 in 1997-98 (34-4)
 38 in 1992-93 (34-4)

MOST WINS (30 or more)

36 in 2007-08 (36-3)
 34 in 2008-09 (34-4)
 34 in 1997-98 (34-4)
 34 in 1992-93 (34-4)
 33 in 2016-17 (33-7)
 33 in 2015-16 (33-7)
 33 in 2004-05 (33-4)
 32 in 2011-12 (32-6)
 32 in 1986-87 (32-4)
 32 in 1981-82 (32-2)
 32 in 1956-57 (32-0)
 31 in 2006-07 (31-7)
 30 in 1945-46 (30-5)

MOST WINS WITHOUT A LOSS IN A SEASON

32 in 1956-57 (*Ties NCAA Record with Indiana, 1975-76*)

MOST CONSECUTIVE WINS

37 (*32 games in 1956-57 and five games in 1957-58*) (*ACC Record*)
 34 (1923-25)
 21 (1985-86)
 21 (1983-84)
 20 (1967-68)

MOST ATLANTIC COAST CONFERENCE REGULAR-SEASON WINS

16 in 2018-19 (16-2) most in 18-game ACC schedule
 15 in 2021-22 (15-5) most in 20-game ACC schedule
 14 in 2016-17 (14-2) tied most in 16-game ACC schedule
 14 in 2015-16 (14-2) tied most in 16-game ACC schedule
 14 in 2011-12 (14-2) tied most in 16-game ACC schedule
 14 in 2010-11 (14-2) tied most in 16-game ACC schedule
 14 in 2004-05 (14-2) tied most in 16-game ACC schedule
 14 in 1992-93 (14-2) tied most in 16-game ACC schedule
 14 in 1986-87 (14-0) tied most in 14-game ACC schedule
 14 in 1956-57 (14-0) tied most in 14-game ACC schedule

MOST LOSSES

20 in 2001-02 (8-20)
 19 in 2019-20 (14-19)
 17 in 2009-10 (20-17)
 16 in 2002-03 (19-16)
 15 in 1951-52 (12-15)
 15 in 1950-51 (12-15)

MOST ATLANTIC COAST CONFERENCE REGULAR-SEASON LOSSES

14 in 2019-20 (6-14) most in 20-game ACC schedule
 12 in 2001-02 (4-12) most in 16-game ACC schedule
 11 in 2009-10 (5-11)
 10 in 2002-03 (6-10)
 9 in 2022-23 (11-9)



MARCUS PAIGE led UNC to 33 wins in 2015-16. It was one of Carolina's 13 30-win seasons.

MOST POINTS SCORED

3,454 in 2007-08
 3,413 in 2008-09
 3,377 in 2016-17
 3,331 in 1988-89
 3,311 in 2015-16

HIGHEST SCORING AVERAGE/GAME

91.3 in 1986-87 (3,285 points in 36 games)
 90.0 in 1988-89 (3,331 points in 37 games)
 89.8 in 2008-09 (3,413 points in 38 games)
 89.1 in 1971-72 (2,762 points in 31 games)
 88.9 in 1968-69 (2,844 points in 32 games)
 88.9 in 1969-70 (2,399 points in 27 games)

HIGHEST AVERAGE SCORING MARGIN

17.8 points in 2008-09 (89.8-72.0)
 17.8 points in 1992-93 (86.1-68.3)
 17.7 points in 2004-05 (88.0-70.3)
 17.7 points in 1971-72 (89.1-71.4)
 17.6 points in 1985-86 (86.6-69.0)

LOWEST SCORING AVERAGE/GAME IN ACC ERA

66.7 in 1981-82 (2,269 points in 34 games)
 68.5 in 1953-54 (1,439 points in 21 games)
 71.4 in 1998-99 (2,428 points in 34 games)
 71.8 in 1957-58 (1,867 points in 26 games)
 71.9 in 1958-59 (1,797 points in 25 games)
 71.9 in 1980-81 (2,660 points in 37 games)

LOWEST SCORING AVERAGE/GAME IN SHOT CLOCK ERA (beginning with 1985-86 season)

71.4 in 1998-99 (2,428 points in 34 games)
 72.1 in 2002-03 (2,524 points in 35 games)
 72.2 in 2019-20 (2,381 points in 33 games)
 72.2 in 2001-02 (2,022 points in 28 games)
 74.5 in 2009-10 (2,758 points in 37 games)



All-America BRAD DAUGHERTY led the nation in field goal percentage in 1985-86 at 64.8 percent. UNC shot a school-record 55.9 percent from the floor that season.

MOST 100-POINT GAMES IN A SEASON

10 in 1992-93
 9 in 2008-09
 8 in 2007-08
 8 in 1988-89
 8 in 1968-69

MOST CONSECUTIVE 100-POINT GAMES

4 in 1988-89 (104 vs. UCLA, 102 vs. Towson State, 103 at San Diego State, 102 at Pepperdine)
 4 in 1985-86 (104 vs. The Citadel, 129 vs. Manhattan, 115 vs. Brown, 109 vs. Florida State)
 3 in 2004-05 (107 vs. Cleveland State, 105 vs. William and Mary, 109 vs. Maryland)
 3 in 1992-93 (119 vs. Old Dominion, 108 vs. South Carolina in Charlotte, 104 vs. Texas in Charlotte)
 3 in 1970-71 (109 vs. East Tennessee State, 101 at William & Mary, 106 vs. Creighton in Charlotte)

MOST CONSECUTIVE GAMES SCORING 90 OR MORE POINTS

7 in 2008-09
 7 in 2007-08
 6 in 2004-05
 6 in 1985-86
 5 in 1968-69, 1970-71, 1971-72, 1972-73, 1986-87

MOST CONSECUTIVE GAMES SCORING 80 OR MORE POINTS

20 in 1988-89
 16 in 2007-08
 14 in 1967-68
 13 in 2015-16
 12 in 1993-94

MOST FIELD GOALS MADE

1,250 in 2007-08 (*ACC record*)
 1,238 in 1986-87
 1,235 in 2015-16
 1,228 in 1988-89
 1,226 in 2016-17

MOST FIELD GOALS MADE PER GAME

36.3 in 1973-74 (1,015 in 28 games)
 35.2 in 1985-86 (1,198 in 34 games)
 34.8 in 1972-73 (1,150 in 33 games)
 34.5 in 1969-70 (931 in 27 games)
 34.4 in 1986-87 (1,238 in 36 games)

FEWEST FIELD GOALS MADE PER GAME IN SHOT CLOCK ERA (beginning in 1985-86)

25.3 in 2001-02 (900 in 35 games)
 25.5 in 1998-99 (868 in 34 games)
 25.7 in 2002-03 (900 in 35 games)
 26.2 in 2022-23 (866 in 33 games)
 26.2 in 2019-20 (865 in 33 games)

MOST FIELD GOALS ATTEMPTED

2,633 in 2016-17
 2,564 in 2007-08
 2,561 in 2015-16
 2,509 in 2008-09
 2,473 in 2011-12

HIGHEST FIELD GOAL PERCENTAGE

.559 in 1985-86 (1,197 of 2,140) (*ACC record*)
 .543 in 1983-84 (966 of 1,779)
 .540 in 1984-85 (1,039 of 1,925)
 .537 in 1976-77 (1,054 of 1,961)
 .537 in 1986-87 (1,238 of 2,304)

HIGHEST FIELD GOAL PERCENTAGE IN THE SHOT CLOCK ERA (beginning in 1985-86)

.559 in 1985-86 (1,197 of 2,140) (*ACC record*)
 .537 in 1986-87 (1,238 of 2,304)
 .535 in 1987-88 (1,013 of 1,892)
 .527 in 1988-89 (1,228 of 2,328)
 .518 in 1997-98 (1,131 of 2,184)

LOWEST FIELD GOAL PERCENTAGE

.337 in 1950-51 (682 of 2,025)
 .348 in 1951-52 (659 of 1,892)
 .377 in 1953-54 (499 of 1,322)
 .396 in 1957-58 (642 of 1,621)
 .396 in 1954-55 (549 of 1,386)

LOWEST FIELD GOAL PERCENTAGE IN THE SHOT CLOCK ERA (beginning in 1985-86)

.420 in 2019-20 (865 of 2,058)
 .434 in 2022-23 (866 of 1,997)
 .436 in 2002-03 (900 of 2,062)
 .439 in 2020-21 (801 of 1,826)
 .439 in 2001-02 (707 of 1,612)

MOST THREE-POINT FIELD GOALS MADE

328 in 2021-22
 312 in 2018-19
 305 in 2017-18
 290 in 2002-03
 283 in 2016-17

MOST THREE-POINT FIELD GOALS MADE PER GAME

8.7 in 2018-19 (312 in 36 games)
 8.4 in 2021-22 (328 in 39 games)
 8.3 in 2002-03 (290 in 35 games)
 8.3 in 1982-83 (132 in 16 games – ACC games only)
 8.2 in 2017-18 (305 in 37 games)



BRADY MANEK made four 3FGs vs. Baylor in the 2022 NCAA second round. Manek made 98 of UNC's single-season record 328 threes in 2021-22.

FEWEST THREE-POINT FIELD GOALS MADE PER GAME

- 4.1 in 1993-94 (144 in 35 games)
- 4.3 in 2013-14 (146 in 34 games)
- 4.4 in 1991-92 (144 in 33 games)
- 4.4 in 1992-93 (168 in 38 games)
- 4.7 in 1999-2000 (169 in 36 games)

MOST THREE-POINT FIELD GOALS ATTEMPTED

- 916 in 2021-22
- 862 in 2018-19
- 849 in 2017-18
- 822 in 2002-03
- 798 in 2016-17

MOST THREE-POINT FIELD GOALS ATTEMPTED PER GAME

- 23.9 in 2018-19 (862 in 36 games)
- 23.5 in 2021-22 (916 in 39 games)
- 23.5 in 2002-03 (822 in 35 games)
- 22.9 in 2017-18 (849 in 37 games)
- 22.8 in 2022-23 (751 in 33 games)

HIGHEST THREE-POINT FIELD GOAL PERCENTAGE

- .437 in 1982-83 (132 of 302)
- .436 in 1986-87 (213 of 488)
- .430 in 1987-88 (169 of 393)
- .410 in 1994-95 (266 of 648)
- .403 in 2004-05 (277 of 687)

LOWEST THREE-POINT FIELD GOAL PERCENTAGE

- .304 in 2019-20 (181 of 595)
- .312 in 2022-23 (234 of 751)
- .318 in 2020-21 (162 of 509)
- .327 in 2015-16 (224 of 685)
- .328 in 2010-11 (190 of 580)

MOST THREE-POINT FIELD GOALS IN CONSECUTIVE GAMES

- 29 in 2018-19 (16 vs. Virginia Tech, 13 at Georgia Tech)
- 27 in 2021-22 (15 vs. NC State, 12 at Louisville)
- 27 in 1994-95 (10 vs. Virginia Tech in Greensboro, 17 vs. Florida State)
- 26 in 2001-02 (10 vs. St. Joseph's in Charlotte, 16 vs. NC A&T)
- 26 in 1982-83 (12 at Duke, *14 vs. Clemson in Atlanta)

MOST THREE-POINT FIELD GOALS IN THREE CONSECUTIVE GAMES

- 38 in 2018-19 (9 at Miami, 16 vs. Virginia Tech, 13 at Georgia Tech)
- 38 in 2018-19 (13 vs. Miami, 9 vs. Virginia, 16 at Wake Forest)
- 36 in 2021-22 (15 vs. NC State, 12 at Louisville, 9 vs. Duke)
- 35 in 2018-19 (16 vs. Virginia Tech, 13 at Georgia Tech, 6 at Louisville)
- 35 in 2012-13 (15 vs. Mississippi State, 7 vs. Butler, 13 vs. Chaminade, all in Maui)
- 35 in 2001-02 (10 vs. St. Joseph's in Charlotte, 16 vs. NC A&T, 9 vs. Texas A&M)
- 35 in 2001-02 (9 vs. College of Charleston, in Charlotte, 10 vs. St. Joseph's in Charlotte, 16 vs. NC A&T)

MOST THREE-POINT FIELD GOALS IN FOUR CONSECUTIVE GAMES

- 47 in 2018-19 (9 vs. Notre Dame, 9 at Miami, 16 vs. Virginia Tech, 13 at Georgia Tech)
- 46 in 2018-19 (8 vs. NC State, 13 vs. Miami, 9 vs. Virginia, 16 vs. Wake Forest)
- 45 in 2012-13 (10 at Long Beach State, 15 vs. Mississippi State in Maui, 7 vs. Butler in Maui, 13 vs. Chaminade in Maui)
- 44 in 2021-22 (15 vs. NC State, 12 at Louisville, 9 vs. Duke, 8 at Clemson)
- 44 in 2018-19 (9 at Miami, 16 vs. Virginia Tech, 13 at Georgia Tech, 6 at Louisville)
- 44 in 2001-02 (9 vs. College of Charleston in Charlotte, 10 vs. St. Joseph's in Charlotte, 16 vs. NC A&T, 9 vs. Texas A&M)

MOST THREE-POINT FIELD GOALS IN FIVE CONSECUTIVE GAMES

- 56 in 2021-22 (15 vs. NC State, 12 at Louisville, 9 vs. Duke, 8 at Clemson, 12 vs. Florida State)
- 56 in 2018-19 (16 vs. Virginia Tech, 13 at Georgia Tech, 6 at Louisville, 8 vs. NC State, 13 vs. Miami)
- 53 in 2018-19 (9 vs. Notre Dame, 9 at Miami, 16 vs. Virginia Tech, 13 at Georgia Tech, 6 at Louisville)
- 52 several times

MOST FREE THROWS MADE

- 817 in 1956-57
- 739 in 2008-09
- 738 in 2007-08
- 724 in 2004-05
- 700 in 1971-72

MOST FREE THROWS MADE PER GAME

- 25.8 in 1955-56 (593 in 23 games)
- 25.5 in 1956-57 (817 in 32 games)
- 23.5 in 1954-55 (494 in 21 games)
- 22.6 in 1959-60 (542 in 24 games)
- 22.6 in 1971-72 (700 in 31 games)

FEWEST FREE THROWS MADE PER GAME

- 12.3 in 2012-13 (442 in 36 games)
- 12.4 in 2002-03 (434 in 35 games)
- 12.8 in 1995-96 (411 in 32 games)
- 12.9 in 1948-49 (361 in 28 games)
- 12.9 in 1946-47 (347 in 27 games)

MOST FREE THROWS ATTEMPTED

- 1,165 in 1956-57 (*ACC record*)
- 1,008 in 1993-94
- 998 in 2004-05
- 983 in 2008-09
- 975 in 2007-08



CALEB LOVE led UNC in free throw shooting in 2021-22 at 86.3%, which helped the Tar Heels post the second-highest percentage in school history (.764).

HIGHEST FREE THROW PERCENTAGE

.783 in 1983-84 (551 of 704)
 .764 in 2021-22 (558 of 730)
 .761 in 1984-85 (569 of 748)
 .758 in 1959-60 (542 of 715)
 .757 in 2007-08 (738 of 975)

LOWEST FREE THROW PERCENTAGE IN ACC ERA

.626 in 2013-14 (552 of 882)
 .629 in 1953-54 (441 of 701)
 .635 in 1954-55 (595 of 637)
 .653 in 2009-10 (558 of 854)
 .657 in 1963-64 (399 of 607)
 .657 in 1977-78 (497 of 756)

MOST REBOUNDS

1,749 in 2016-17
 1,711 in 2011-12
 1,695 in 2007-08
 1,624 in 2015-16
 1,608 in 2021-22

HIGHEST REBOUNDING AVERAGE PER GAME

49.9 in 1960-61 (1,148 rebounds in 23 games)
 48.8 in 1963-64 (1,171 rebounds in 24 games)
 48.1 in 1955-56 (1,106 rebounds in 23 games)
 48.0 in 1967-68 (1,537 rebounds in 32 games)
 47.0 in 1966-67 (1,505 rebounds in 32 games)

HIGHEST REBOUNDING MARGIN PER GAME

12.3 in 2016-17 (43.7 to 31.4)
 11.0 in 2007-08
 10.8 in 1956-57
 10.4 in 2020-21
 10.4 in 2018-19
 10.4 in 2011-12

MOST OFFENSIVE REBOUNDS (beginning in 1995-96)

630 in 2016-17
 605 in 2007-08
 589 in 2011-12
 568 in 2015-16
 558 in 2009-10

MOST OFFENSIVE REBOUNDS PER GAME (beginning in 1995-96)

15.76 in 2020-21 (457 in 29 games)
 15.75 in 2016-17 (630 in 40 games)
 15.51 in 2007-08 (605 in 39 games)
 15.50 in 2011-12 (589 in 38 games)
 15.33 in 2003-04 (460 in 30 games)

MOST ASSISTS

855 in 1972-73 (ACC record)
 800 in 1985-86
 788 in 1988-89
 782 in 1986-87
 722 in 2016-17

MOST ASSISTS PER GAME

25.9 in 1972-73 (855 assists in 33 games) (ACC record)
 24.2 in 1973-74 (677 assists in 28 games)
 23.5 in 1985-86 (800 assists in 34 games)
 22.0 in 1971-72 (683 assists in 31 games)
 21.7 in 1986-87 (782 assists in 36 games)

FEWEST ASSISTS PER GAME

12.0 in 2022-23 (397 assists in 33 games)
 14.3 in 2019-20 (472 assists in 33 games)
 14.7 in 1980-81 (545 assists in 37 games)
 14.8 in 1978-79 (428 assists in 29 games)
 14.9 in 2021-22 (582 assists in 39 games)

MOST TURNOVERS (turnovers became an official statistic in 1979-80)

670 in 1972-73
 634 in 1988-89
 603 in 1974-75
 594 in 2004-05
 591 in 1980-81

MOST TURNOVERS PER GAME

20.3 in 1972-73 (670 in 33 games)
 20.0 in 1973-74 (561 in 28 games)
 19.5 in 1974-75 (603 in 31 games)
 17.2 in 1975-76 (500 in 29 games)
 17.2 in 1989-90 (584 in 34 games)

FEWEST TURNOVERS

398 in 1979-80
 406 in 2013-14
 426 in 2019-20
 429 in 1995-96
 431 in 2015-16

FEWEST TURNOVERS PER GAME

10.8 in 2022-23 (355 in 33 games)
 10.8 in 2015-16 (431 in 40 games)
 11.7 in 2021-22 (455 in 39 games)
 11.8 in 2016-17 (473 in 40 games)
 11.9 in 2013-14 (406 in 34 games)
 11.9 in 2011-12 (454 in 38 games)

HIGHEST ASSIST/TURNOVER RATIO

1.65 in 2015-16 (712 assists/431 turnovers)
 1.53 in 1985-86 (800 assists/522 turnovers)
 1.53 in 2016-17 (722 assists/473 turnovers)
 1.51 in 2017-18 (674 assists/445 turnovers)
 1.45 in 2011-12 (659 assists/454 turnovers)
 1.45 in 2008-09 (685 assists/472 turnovers)

LOWEST ASSIST/TURNOVER RATIO

0.92 in 1978-79 (428 assists/467 turnovers)
 0.92 in 1980-81 (545 assists/591 turnovers)
 1.02 in 1989-90 (594 assists/584 turnovers)
 1.02 in 1998-99 (541 assists/530 turnovers)
 1.02 in 2009-10 (576 assists/562 turnovers)

MOST BLOCKED SHOTS

221 in 2011-12
 219 in 1993-94
 209 in 2009-10
 204 in 2010-11
 196 in 2008-09



TY LAWSON drives in the 2009 national championship game vs. Michigan State. UNC won by 21 points, one of a school-record 27 wins that season by 10 or more points. The Tar Heels won all six NCAA Tourney games by at least a dozen points.

MOST STEALS

- 362 in 2004-05
- 357 in 1992-93
- 356 in 1976-77
- 325 in 2008-09
- 319 in 1986-87

MOST PERSONAL FOULS

- 738 in 2014-15
- 718 in 2015-16
- 712 in 2016-17
- 690 in 2013-14
- 685 in 1976-77

MOST OVERTIME GAMES

- 5 in 1997-98
- 4 in 1979-80
- 4 in 1974-75
- 4 in 1956-57
- 4 in 1935-36

MOST CONSECUTIVE GAMES DECIDED BY 5 POINTS OR FEWER

- 6 March 27, 1982-Dec. 4, 1982: def. Houston^, 68-63); def. Georgetown^, 63-62; lost to St. John's, 74-78 in OT in Springfield, Mass.; lost to Missouri, 60-64, in St. Louis; def. Tulane, 70-68 in 3OT; def. LSU, 47-43, in East Rutherford N.J.
- 6 Feb. 22-March 8, 1975: lost at Virginia, 62-65; def. NC State, 76-74, won at Duke, 74-70; def. Wake Forest*, 101-100 in OT in Greensboro; def. Clemson*, 76-71 in OT in Greensboro; def. NC State*, 70-66, in Greensboro
- 5 Dec. 31, 1940-Jan. 10, 1941: def. Hanes Hosier, 45-40; def. Lehigh, 62-58; lost at Fordham, 41-42; lost at St. Joseph's, 41-42; lost at Washington & Lee, 39-43
- 5 Feb. 7-Feb. 15, 1930: won at Virginia, 40-37; lost at Maryland, 33-36; lost to NC State, 26-28; lost to Loyola-Chicago, 24-25; lost at Duke, 36-37

MOST GAMES DECIDED BY 5 POINTS OR FEWER, SEASON

- 14 in 1974-75 (won 10, lost 4)
- 13 in 2010-11 (won 11, lost 2)
- 13 in 1978-79 (won 8, lost 5)
- 12 in 2013-14 (won 7, lost 5)
- 12 in 2002-03 (won 7, lost 5)

MOST GAMES WON BY 10 POINTS OR MORE, SEASON

- 27 in 2008-09
- 27 in 1992-93
- 26 in 2007-08
- 25 in 2015-16
- 25 in 2006-07
- 25 in 2004-05

MOST GAMES WON BY 20 POINTS OR MORE, SEASON

- 18 in 2004-05
- 17 in 1945-46
- 15 in 2006-07
- 15 in 1992-93
- 15 in 1968-69

MOST CONSECUTIVE GAMES WON BY 10 POINTS OR MORE

- 13 in 2008-09, Nov. 15-Dec. 31
- 11 in 1992-93, Feb. 6-March 13
- 10 in 2006-07, Dec. 2-Jan. 10
- 10 in 1983-84, Nov. 28-Jan. 12
- 9 in 2004-05, Dec. 4-Jan. 12
- 9 in 1993-94, Nov. 26-Jan. 5
- 9 in 1923-24, Jan. 8-Feb. 4

MOST CONSECUTIVE GAMES WON BY 20 POINTS OR MORE

- 8 in 2006-07, Dec 9.-Jan. 7
- 8 in 2004-05, Dec. 12-Jan. 12
- 5 in 1985-86, Dec. 20-Dec. 31
- 5 in 1968-69, Dec. 30-Jan. 14
- 5 in 1966-67, Dec. 17-Dec. 30
- 5 in 1945-46, Jan. 15-Jan. 25

MOST GAMES LOST BY 10 POINTS OR MORE, SEASON

- 15 in 2001-02
- 11 in 2009-10
- 8 in 2019-20
- 7 in 2002-03
- 7 in 1991-92
- 7 in 1989-90
- 7 in 1951-52
- 7 in 1950-51
- 7 in 1948-49

MOST GAMES LOST BY 20 POINTS OR MORE, SEASON

- 8 in 2001-02
- 5 in 1948-49
- 4 in 2021-22
- 4 in 1954-55
- 4 in 1952-53

MOST CONSECUTIVE GAMES LOST BY 10 POINTS OR MORE

- 5 in 2001-02, Jan 31.-Feb. 12
- 4 in 1952-53, Feb. 17-March 5
- 3 in 2001-02, Jan. 16-Jan. 23
- 3 in 1996-97, Jan. 4-Jan. 11
- 3 in 1953-54, Feb. 4-Feb. 11
- 3 in 1953-54, Dec. 28-Dec. 30



SINGLE-GAME TEAM RECORDS



MOST POINTS SCORED

129 vs. VMI, Dec. 17, 1994 (129-89)
 129 vs. Manhattan, Dec. 27, 1985 (129-45) in Miami
 128 vs. Dartmouth, Dec. 5, 1972 (128-86) in Greensboro
 127 vs. Rice, Dec. 2, 1971 (127-69)
 127 vs. Richmond, Dec. 8, 1965 (127-76)
 ^123 vs. Loyola Marymount, March 19, 1988 in Salt Lake City (123-97)
 122 vs. Miami, Dec. 6, 1986 (122-77)
 121 vs. Kentucky, Dec. 27, 1989 in Louisville, Ky. (121-110)
 121 vs. Niagara, Dec. 30, 1978 in Rochester, N.Y. (121-69)
 119 vs. Old Dominion, Dec. 1, 1992 (119-82)

LARGEST MARGIN OF VICTORY

84 vs. Manhattan, Dec. 27, 1985 (129-45) in Miami (*ACC record*)
 69 vs. Davidson, Feb. 7, 1945 (89-20)
 68 vs. UNC Asheville, Nov. 30, 2008 (116-48)
 68 vs. The Citadel, Feb. 18, 1991 (118-50)
 65 vs. Florida Southern, Dec. 1, 1969 (112-47)

LARGEST MARGIN OF VICTORY, ACC GAME (by 40 or more)

51 vs. NC State, Jan. 8, 2017 (107-56)
 48 vs. Florida State, Jan. 24, 1998 (103-55)
 46 vs. NC State, Feb. 6, 1993 (104-58)
 45 vs. Louisville, Feb. 20, 2021 (99-54)
 45 vs. Virginia, March 1, 2006 (99-54)
 44 vs. Clemson, Jan. 15, 1994 (106-62)
 44 vs. Clemson, Feb. 13, 1970 (110-66) in Charlotte
 44 vs. Virginia, Feb. 6, 1968 (108-64)
 *42 vs. Notre Dame, March 10, 2021 (101-59) in Greensboro
 41 vs. Miami, Jan. 31, 2007 (105-64)
 40 vs. Georgia Tech, Jan. 24, 1981 (100-60)

LARGEST MARGIN OF VICTORY, ACC ROAD GAME

38 at Wake Forest, Feb. 16, 2019 (95-57)
 34 at Virginia, Jan. 29, 2005 (110-76)
 34 at Virginia Tech, Dec. 19, 2004 (85-51)
 33 at NC State, Jan. 7, 1993 (100-67)
 32 at Georgia Tech, Mar. 3, 2015 (81-49)
 32 at Boston College, Feb. 1, 2011 (106-74)
 32 at Clemson, Jan. 13, 1968 (115-83)

MOST POINTS SCORED IN A LOSS

114 vs. Wake Forest, Dec. 20, 2003 (114-119, 3 OT)
 101 vs. Alabama, Nov. 27, 2002 (101-103, 4 OT) in Portland, Ore.
 100 vs. Kentucky, Dec. 17, 2016 (100-103) in Las Vegas
 97 vs. Iowa, Jan. 7, 1989 (97-98)
 97 vs. West Virginia, Dec. 31, 1965 (97-102) in Raleigh
 96 vs. Duke, Feb. 8, 2020 (96-98, OT)
 96 at Florida State, Feb. 27, 1992 (96-110)
 96 vs. Wake Forest, Nov. 27, 1976 (96-97) in Greensboro
 96 vs. Duke, Jan. 3, 1975 (96-99) in Greensboro

LARGEST MARGIN OF DEFEAT

43 at Lynchburg Elks, Feb. 20, 1915 (20-63)
 40 at Maryland, Feb. 22, 2003 (56-96)
 40 vs. NC State, Feb. 19, 1949 (39-79)
 40 vs. Virginia, Feb. 9, 1914 (27-67) in Raleigh
 39 at Kentucky, Jan. 9, 1950 (44-83)
 39 vs. NC State, Feb. 3, 1948 (41-82)

FEWEST POINTS SCORED

8 at NC State, Feb. 18, 1926 (8-17)
 13 at Roanoke, Feb. 9, 1916 (13-45)
 14 vs. Duke, Feb. 1, 1930 (14-36)
 14 at Virginia Tech, Feb. 19, 1919 (14-37)
 15 on several occasions

FEWEST POINTS SCORED IN ACC ERA (1953-54 to present)

*20 vs. Duke, March 4, 1966 (20-21) in Raleigh
 39 at NC State, Dec. 28, 1957 (39-30)
 40 at Duke, Feb. 24, 1979 (40-47)
 43 at Virginia, Feb. 27, 2017 (43-53)
 ^44 vs. Villanova, March 24, 1985 (44-56) in Birmingham, Ala.
 44 vs. Wake Forest, Jan. 8, 1958 (44-34)
 44 at NC State, Dec. 28, 1954 (44-47)
 45 vs. Michigan State, Nov. 26, 2017 (45-63) in Portland, Ore.
 45 at Syracuse, Jan. 11, 2014 (45-57)
 45 at NC State, Feb. 12, 1997 (45-44)

FEWEST POINTS SCORED IN SHOT CLOCK ERA (1985-86 to present)

43 at Virginia, Feb. 27, 2017 (43-53)
 45 vs. Michigan State, Nov. 26, 2017 (45-63) in Portland, Ore.
 45 at Syracuse, Jan. 11, 2014 (45-57)
 45 at NC State, Feb. 12, 1997 (45-44)
 46 vs. NC State, Feb. 24, 2015 (46-58)
 47 at Virginia, Dec. 8, 2019 (47-56)
 48 at Virginia, Feb. 13, 2021 (48-60)
 48 vs. Boston College, Feb. 19, 2011 (48-46)
 48 vs. Duke, March 8, 2002 (48-60) in Charlotte
 49 vs. Ohio State, Dec. 4, 2019 (49-74)
 49 at Virginia, Jan. 6, 2018 (49-61)

MOST POINTS SCORED IN A HALF

77 vs. VMI, Dec. 17, 1994 (1st half: UNC led 77-42)
 72 vs. Miami, Dec. 6, 1986 (1st)
 70 vs. Clemson, Jan. 28, 1987 (2nd)
 70 vs. Rice, Dec. 2, 1971 (1st)
 70 vs. South Carolina, Feb. 7, 1966 (2nd)
 70 vs. William and Mary, Feb. 7, 1956 (2nd)

FEWEST POINTS SCORED IN A HALF

0 at Duke, Feb. 24, 1979 (1st half: Duke led 7-0)
 *5 vs. Duke, March 4, 1966 (1st) in Raleigh
 ^8 vs. Pittsburgh, March 21, 1941 (2nd) in Madison, Wis.
 9 vs. LSU, Dec. 4, 1982 (1st) in East Rutherford, N.J.
 12 vs. Pittsburgh, March 21, 1941 (1st) in Madison, Wis.

LARGEST HALFTIME LEAD

47 vs. Florida Atlantic, Dec. 19, 2006 (UNC led 65-18)
 43 vs. Manhattan, Dec. 27, 1985 in Miami, Fla. (UNC 67-24)

LARGEST HALFTIME LEADS LAST 20 SEASONS

47 vs. Florida Atlantic, Dec. 19, 2006 (UNC led 65-18)
 38 vs. Florida State, Feb. 12, 2022 (UNC led, 62-24)
 38 vs. Gardner-Webb, Nov. 19, 2006 (UNC led 57-19)
 37 vs. Oakland, Nov. 8, 2013 (UNC led, 58-21)
 36 at Virginia, Jan. 29, 2005 (UNC led 62-26)

MOST POINTS, BOTH TEAMS

233 vs. Wake Forest, Dec. 20, 2003 (114-119, 3OT) *most in ACC game*
 231 vs. Kentucky, Dec. 27, 1989 (121-110) in Louisville, Ky.
 ^220 vs. Loyola Marymount, March 19, 1988 (123-97) in Salt Lake City
 219 at Tulane, Feb. 14, 1976 (113-106)
 218 vs. VMI, Dec. 17, 1994 (129-89)
 214 vs. Dartmouth, Dec. 5, 1972 (128-96) in Greensboro
 211 vs. Iowa State, Dec. 1, 1990 (118-93) in Charlotte
 211 at Tulane, Dec. 23, 1977 (108-103) (113-96)
 209 vs. NC State, Feb. 5, 2019 (113-96) *most in 40-minute ACC game*

FEWEST POINTS, BOTH TEAMS

24 vs. Elon, Jan. 11, 1915 (15-9)
 25 at NC State, Feb. 18, 1926 (8-17)
 29 vs. Davidson, Feb. 24, 1930 (19-10)
 31 vs. Alabama, Feb. 28, 1922 (20-11) in Atlanta
 32 at NC State, Feb. 12, 1927 (19-13)
 32 vs. Durham YMCA, Dec. 15, 1915 (18-14)

FEWEST POINTS, BOTH TEAMS IN SHOT CLOCK ERA

89 at NC State, Feb. 12, 1997 (45-44)
 92 vs. Wake Forest, Jan. 23, 1999 (52-40)
 92 vs. Princeton, Dec. 13, 1997 (50-42)
 94 vs. Boston College, Feb. 19, 2011 (48-46)
 96 at Virginia, Feb. 27, 2017 (43-53)

MOST FIELD GOALS MADE (50 or more)

57 vs. Manhattan, Dec. 27, 1985 (57x78) in Miami
 56 vs. Dartmouth, Dec. 5, 1972 (56x93) in Greensboro
 53 vs. VMI, Dec. 17, 1994 (53x80)
 52 vs. Rice, Dec. 12, 1971 (52x76)
 52 vs. Richmond, Dec. 8, 1965 (52x83)
 51 vs. Howard, Nov. 29, 1975 (51x82)
 51 vs. Virginia, Feb. 6, 1968 (51x101)
 50 at East Tennessee State, Dec. 20, 1975 (50x78)
 50 at St. Thomas, Dec. 28, 1973 (50x70)

MOST COMBINED FIELD GOALS MADE

90 vs. Wake Forest, Dec. 20, 2003 (UNC 44, Wake Forest 46)
 89 vs. VMI, Dec. 17, 1994 (UNC 53, VMI 36)
 88 vs. Dartmouth, Dec. 5, 1972 (UNC 56, Dartmouth 32) in Greensboro
 84 at Tulane, Feb. 14, 1976 (UNC 43, Tulane 41)
 84 at Wake Forest, Feb. 3, 1966 (UNC 48, Wake Forest 36)
 84 vs. Richmond, Dec. 8, 1965 (UNC 52, Richmond 32)
 84 vs. Wake Forest, Jan. 6, 1965 (UNC 36, Wake Forest 48)

FEWEST FIELD GOALS MADE IN ACC ERA (15 or fewer)

*7 vs. Duke, March 4, 1966 (7x15) in Raleigh
 10 at NC State, Dec. 28, 1957 (10x22)
 12 at Georgia Tech, Feb. 11, 1980 (12x32)
 12 at Duke, Feb. 4, 1954
 12 vs. Oregon State, Dec. 30, 1953 (12x49) in Raleigh
 13 at NC State, Feb. 24, 1954 (13x28)
 *14 vs. NC State, March 4, 1954 (14x25) in Raleigh
 15 vs. Michigan State, Nov. 26, 2017 (15x61) in Portland, Ore.
 *15 vs. Duke, March 8, 2002 (15x29) in Charlotte
 15 at South Carolina, Feb. 20, 1971 (15x41)

MOST FIELD GOAL ATTEMPTS

102 vs. Clemson, Dec. 4, 1954 (38x102)
 101 vs. Virginia, Feb. 6, 1968 (51x101)
 97 at South Carolina, Feb. 1, 1958 (44x97)
 95 at Tulane, Feb. 14, 1976 (43x95)
 95 vs. South Carolina, Dec. 12, 1953 (36x95)
 94 vs. Georgia Tech, Feb. 9, 1973 (46x94) in Charlotte
 94 vs. Georgia, Dec. 18, 1963 (41x94)

HIGHEST FIELD GOAL PERCENTAGE (.700 or better)

^ .790 vs. Loyola Marymount, March 19, 1988 (49x62) in Salt Lake City
 .767 at Virginia, Jan. 7, 1978 (33x43)
 .754 vs. Old Dominion, Dec. 1, 1992 (43x57)
 .750 vs. Dartmouth, Dec. 21, 1983 (45x60)
 .736 vs. Wake Forest, Feb. 8 1986 (39x53)
 .735 vs. Wake Forest, Jan. 25, 1989 (36x49) in Greensboro
 .731 vs. Manhattan, Dec. 27, 1985 (57x78) in Miami
 .727 vs. East Tennessee State, Dec. 1, 1970 (40x55)
 .720 vs. Virginia, Jan. 8, 1977 (36x50)
 .714 at St. Thomas, Dec. 28, 1973 (50x70)
 .711 vs. NC State, Jan. 8, 2000 (27x38)
 .709 vs. Old Dominion, Nov. 23, 2007 (39x55) in Las Vegas
 .700 at Georgia Tech, Jan. 23, 1982 (28x40)
 .700 vs. NYU, Feb. 6, 1965 (42x60)

HIGHEST FIELD GOAL PERCENTAGE IN A HALF

.941 at Virginia, Jan. 7, 1978 (16x17, 2nd half) (*NCAA record*)

HIGHEST FIELD GOAL PERCENTAGE IN A HALF SINCE 1980

.857 vs. Old Dominion, Dec. 1, 1992 (24x28, 2nd half)
 ^ .800 vs. Loyola Marymount, March 19, 1988 (24x30, 2nd half) in Salt Lake City
 .800 at Georgia Tech, Jan. 23, 1982 (12x15, 2nd half)
 .792 at Wake Forest, Jan. 16, 1992 (19x24, 2nd half)
 .792 vs. Syracuse, Nov. 21, 1987 (19x24, 2nd half) in Springfield, Mass.

HIGHEST FIELD GOAL PERCENTAGE IN A LOSS (at least 60 percent)

^ .653 vs. Syracuse, March 20, 1975 (lost 76-78) in Philadelphia
 .642 at Duke, March 2, 1986 (lost 74-82)
 .634 at Virginia, Jan. 10, 1981 (lost 57-63)
 .625 vs. Wake Forest, Nov. 27, 1976 (lost 96-97 in OT) in Greensboro
 .620 at NC State, Feb. 16, 1985 (lost 76-85)
 .614 at NC State, Feb. 23, 1978 (lost 67-72)

HIGHEST FIELD GOAL PERCENTAGE IN A HOME LOSS

.548 vs. Miami (Ohio), Feb. 21, 1973 (lost 92-102)
 .544 vs. Miami (Fla.), Feb. 27, 2018 (lost 88-91)
 .541 vs. Georgia Tech, Feb. 10, 1996 (lost 83-92)
 .532 vs. Virginia, Jan. 25, 1973 (lost 78-84)
 .528 vs. NC State, Jan. 27, 2018 (lost 91-95)
 .528 vs. NC State, Feb. 22, 1992 (lost 94-99)

LOWEST FIELD GOAL PERCENTAGE (under 30 percent)

.245 vs. Oregon State, Dec. 30, 1953 (12x49) in Raleigh
 .246 vs. Michigan State, Nov. 26, 2017 (15x61) in Portland, Ore.
 *.253 vs. Wake Forest, March 2, 1956 (19x75) in Raleigh
 .257 at NC State, Dec. 31, 1955 (19x74)
 .260 at Alabama, Jan. 4, 1955 (19x73)
 .274 vs. Ohio State, Dec. 4, 2019 (17x62)
 .276 at Georgia Tech, Jan. 16, 2011 (16x58)
 .279 vs. Iowa, Dec. 3, 2014 (19x68)
 .281 vs. Duke, Feb. 4, 1955 (16x57)
 ^ .282 vs. Houston, March 25, 1967 (24x85) in Louisville, Ky.
 .284 vs. Navy, Dec. 28, 1953 (21x74) in Raleigh
 .290 vs. Maryland, Dec. 18, 1954 (18x62)
 .291 vs. Boston College, Jan. 26, 2022 (16x55) *lowest in UNC win*
 *.292 vs. Duke, March 11, 2001 (19x65) in Atlanta
 .294 vs. Wake Forest, Feb. 11, 1954 (20x68)
 .295 at NC State, Feb. 22, 1964 (18x61)
 .296 at Florida, Dec. 21, 1964 (21x71)
 .296 at Virginia, Jan. 6, 2018 (16x54)
 .297 at Duke, Feb. 28, 1958 (19x64)

LOWEST FIELD GOAL PERCENTAGE IN A HALF

.000 at Duke, Feb. 24, 1979 (0x2, 1st half)

LOWEST FIELD GOAL PERCENTAGE IN A HALF SINCE 1980

.185 at Notre Dame, Feb. 22, 2023 (5x27, 2nd half)
 .200 at Georgia Tech, Jan. 16, 2011 (5x25, 2nd half)
 .207 at Miami, Jan. 28, 2017 (6x29, 1st half)
 .226 at Miami, Jan. 18, 2022 (7x31, 1st half)
 ^ .226 vs. Kansas, March 25, 2012 (7x31, 2nd half) in St. Louis
 .226 at Georgia Tech, Feb. 16, 2010 (7x31, 1st half)

LOWEST FIELD GOAL PERCENTAGE IN A WIN

.291 vs. Boston College, Jan. 26, 2022 (won 58-47)
 .303 at William & Mary, Jan. 8, 1957 (won 71-61)
 .304 vs. Akron, Dec. 14, 2003 (won 64-53)
 .310 at Wake Forest, Jan. 31, 2012 (won 68-53)
 .310 at Maryland, Dec. 17, 1955 (won 68-62)

THREE-POINT FIELD GOALS (*distance*)

1982-83 (17 feet, 9 inches)
 1986-87 to 2007-08 (19 feet, 9 inches)
 2008-09 to 2018-19 (20 feet, 9 inches)
 2019-20 to present (22 feet, 1.75 inches)

MOST THREE-POINT FIELD GOALS MADE

17 vs. Florida State, Jan. 25, 1995 (17x25)
 16 at Wake Forest, Feb. 16, 2019 (16x25)
 16 vs. Virginia Tech, Jan. 21, 2019 (16x34)
 16 vs. Western Carolina, Dec. 6, 2017 (16x22)
 16 vs. Maryland, Feb. 3, 2009 (16x25)
 16 vs. North Carolina A & T, Dec. 27, 2001 (16x33)
 15 vs. Clemson, Feb. 11, 2023 (15x33)
 15 vs. The Citadel, Dec. 13, 2022 (15x31)
 15 vs. NC State, Jan. 29, 2022 (15x27)
 15 vs. Clemson, Jan. 16, 2018 (15x31)
 15 vs. Mississippi State, Nov. 19, 2012 (15x32) in Lahaina, Maui

FEWEST THREE-POINT FIELD GOALS MADE

0 vs. Princeton, Dec. 13, 1997 (0x4)
 ^0 vs. Alabama, March 21, 1992 (0x6) in Cincinnati, Ohio
 0 at Duke, Jan. 18, 1989 (0x2)
 0 at NC State, Jan. 24, 1988 (0x2)
 0 vs. Fordham, Jan. 6, 1988 (0x1) in Greensboro
 1 many times (most attempts with one made three-pointer is 18 vs. Michigan State, Nov. 26, 2018, in Portland, Ore.)

MOST COMBINED THREE-POINT FIELD GOALS MADE

31 vs. Kentucky, Dec. 27, 1989 (UNC 10, Kentucky 21) in Louisville
 29 vs. Virginia Tech, Jan. 21, 2019 (UNC 16, Virginia Tech 13)
 28 vs. Western Carolina, Dec. 06, 2017 (UNC 16, WCU 12)
 27 at Louisville, Feb. 1, 2022 (UNC 15, Louisville 12) in overtime
 27 vs. Miami, Feb. 09, 2019 (UNC 13, Miami 14)
 27 vs. Florida State, Jan. 25, 1995 (UNC 17, Florida State 10)

MOST THREE-POINT FIELD GOALS MADE IN A HALF

11 in 1st half at Florida State, Feb. 27, 2023
 11 in 1st half vs. Maryland, Feb. 3, 2009
 11 in 2nd half vs. UNC Asheville, Nov. 30, 2008
 11 in 2nd half at Maryland, Jan. 10, 1990
 ^11 in 1st half vs. Marquette, March 17, 2022 in Fort Worth, Texas
 10 in 1st half vs. NC State, Jan. 29, 2022
 10 in 2nd half vs. Miami, Feb. 27, 2018
 10 in 1st half at Florida State, Jan. 22, 2004
 10 in 1st half vs. Appalachian State, Nov. 17, 2000
 10 in 2nd half vs. Florida State, Jan. 25, 1995
 10 in 1st half vs. VMI, Dec. 17, 1994

MOST THREE-POINT FIELD GOAL ATTEMPTS

36 vs. Syracuse, Feb. 28, 2022 (14x36) in overtime
 ^35 vs. Marquette, March 17, 2022 (13x35) in Fort Worth, Texas
 35 vs. Davidson, Jan. 8, 2003 (13x35)
 34 vs. Virginia Tech, Jan. 21, 2019 (16x34)
 34 at Clemson, Feb. 15, 2003 (12x34)
 34 vs. Wake Forest, Feb. 2, 2003 (10x34)
 34 vs. Hampton, Nov. 16, 2001 (6x34)

FEWEST THREE-POINT FIELD GOAL ATTEMPTS

1 vs. Fordham, Jan. 6, 1988 (0x1) in Greensboro
 2 at Duke, Jan. 18, 1989 (0x2)
 2 at NC State, Jan. 24, 1988 (0x2)
 3 vs. Duke, Feb. 5, 1998 (2x3)
 3 at Duke, March 4, 1990 (1x3)
 4 vs. Gardner-Webb, Nov. 23, 2010 (1x4)
 4 vs. NC State, Feb. 28, 2001 (1x4)
 4 vs. Princeton, Dec. 13, 1997 (0x4)
 4 vs. Duke, Feb. 3, 1994 (3x4)
 *4 vs. Wake Forest, March 13, 1992 (2x4) in Charlotte
 4 vs. South Carolina, Nov. 30, 1990 (1x4) in Charlotte
 4 vs. Nevada, Dec. 30, 1987 (2x4)

HIGHEST THREE-POINT FIELD GOAL PERCENTAGE

(min. 5 three-pointers made)
 .889 vs. Stetson, Dec. 3, 1986 (8x9)
 .875 vs. Texas, Dec. 5, 1992 (7x8) in Charlotte
 .857 at Virginia, Jan. 14, 1987 (6x7)
 .833 vs. NC State, Jan. 5, 1994 (5x6)
 .800 at Duke, March 5, 1983 (12x15)

HIGHEST THREE-POINT FIELD GOAL PERCENTAGE

(min. 10 three-pointers made)
 .800 at Duke, March 5, 1983 (12x15)
 .733 vs. Wake Forest, Feb. 22, 2014 (11x15) (*ACC record/distance*)
 .727 vs. Western Carolina, Dec. 6, 2017 (16x22)
 .706 vs. Hofstra, Nov. 18, 2010 (12x17) in San Juan, P.R.
 .688 at Appalachian State, Nov. 17, 2000 (11x16)
 .680 vs. Florida State, Jan. 25, 1995 (17x25)
 .667 at Duke, Feb. 6, 2021 (10x15)
 .667 at Old Dominion, Dec. 29, 1994 (10x15)
 .667 vs. Clemson, Feb. 21, 1987 (12x18)
 ^.647 vs. Villanova, April 4, 2016 (11x17) in Houston
 .640 at Wake Forest, Feb. 16, 2019 (16x25)
 .640 vs. Maryland, Feb. 3, 2009 (16x25)

HIGHEST THREE-POINT FIELD GOAL PERCENTAGE

(min. 10 three-point attempts)
 .800 at Duke, March 5, 1983 (12x15)
 .733 vs. Wake Forest, Feb. 22, 2014 (11x15)
 .727 vs. Western Carolina, Dec. 6, 2017 (16x22)
 .706 vs. Hofstra, Nov. 18, 2010 (12x17) in San Juan, P.R.
 .700 vs. Maryland, Feb. 10, 2001 (7x10)
 ^.700 vs. Oklahoma, March 17, 1990 (7x10) in Austin, Texas
 .692 vs. Maryland, Dec. 1, 2015 (9x13)
 .692 at Alabama, Nov. 30, 1989 (9x13)
 .688 at Appalachian State, Nov. 17, 2000 (11x16)
 .680 vs. Florida State, Jan. 25, 1995 (17x25)

HIGHEST THREE-POINT FIELD GOAL PERCENTAGE

(min. 20 three-point attempts)
 .727 vs. Western Carolina, Dec. 6, 2017 (16x22)
 .680 vs. Florida State, Jan. 25, 1995 (17x25)
 .640 at Wake Forest, Feb. 16, 2019 (16x25)
 .640 vs. Maryland, Feb. 3, 2009 (16x25)
 .619 at Florida State, Jan. 22, 2006 (13x21)
 .609 at Virginia, Jan. 29, 2005 (14x23)
 *.583 vs. Clemson, March 11, 1983 (14x24) in Atlanta
 .560 at NC State, Feb. 6, 1991 (14x25)
 .556 vs. NC State, Jan. 29, 2022 (15x27)
 ^.550 vs. Indiana, March 25, 2016 (11x20) in Philadelphia
 .550 vs. Virginia, March 1, 2006 (11x20)

HIGHEST THREE-POINT FIELD GOAL PERCENTAGE

(min. 30 three-point attempts)
 .485 vs. North Carolina A&T, Dec. 27, 2001 (16x33)
 .484 vs. The Citadel, Dec. 13, 2022 (15x31)
 .484 vs. Clemson, Jan. 16, 2018 (15x31)
 .471 vs. Virginia Tech, Jan. 21, 2019 (16x34)
 .469 vs. Mississippi State, Nov. 19, 2012 (15x32) in Maui

LOWEST THREE-POINT FIELD GOAL PERCENTAGE

(min. 10 three-point attempts)
 .056 vs. Michigan State, Nov. 26, 2017 (1x18) in Portland, Ore.
 .063 at Wake Forest, Feb. 11, 2020 (1x16)
 .063 vs. LSU, Dec. 18, 1996 (1x16) in Greensboro
 .071 at Virginia, Dec. 8, 2019 (1x14)
 .071 vs. Duke, March 9, 2013 (1x14)
 .077 vs. Kentucky, Dec. 18, 2021 (1x13) in Las Vegas
 .077 vs. Duke, Feb. 17, 2016 (1x13)
 .083 at UAB, Dec. 1, 2013 (1x12)
 .083 vs. Gardner-Webb, Nov. 9, 2012 (1x12)
 *.083 vs. Wake Forest, March 10, 2000 (1x12) in Charlotte
 .087 at Notre Dame, Feb. 22, 2023 (2x23)
 .091 vs. Kentucky, Dec. 4, 2010 (1x11)
 .091 vs. Duke, March 6, 2005 (1x11)
 .091 vs. Notre Dame, Feb. 23, 1993 (1x11)

LOWEST THREE-POINT FIELD GOAL PERCENTAGE

(min. 20 three-point attempts)
 .087 at Notre Dame, Feb. 22, 2023 (2x23)
 .100 at Duke, Feb. 20, 2019 (2x20)
 *.115 vs. Virginia Tech, March 11, 2022 (3x26) in Brooklyn
 .130 at Virginia Tech, Jan. 24, 2016 (3x23)
 ^.130 vs. Utah, March 28, 1998 (3x23) in San Antonio
 .136 vs. Louisville, Jan. 12, 2019 (3x22)
 ^.148 vs. Gonzaga, April 3, 2017 (4x27) in Phoenix
 *.154 vs. Duke, March 15, 2019 (4x26) in Charlotte
 .161 vs. Miami, Feb. 13, 2023 (5x31)
 .174 vs. Duke, March 5, 2016 (4x23)

LOWEST THREE-POINT FIELD GOAL PERCENTAGE (min. 30 three-point attempts)

.161 vs. Miami, Feb. 13, 2023 (5x31)
 .176 vs. Hampton, Nov. 16, 2001 (6x34)
 ^ .194 vs. Texas A&M, March 18, 2018 (6x31) in Charlotte
 .200 at Miami, Jan. 18, 2022 (6x30)
 .226 at Maryland, Feb. 22, 2003 (7x31)
 .258 at Duke, March 3, 2018 (8x31)
 .294 vs. Wake Forest, Feb. 2, 2003 (10x34)
 .300 vs. Virginia, Feb. 11, 2019 (9x30)
 .300 at SMU, Dec. 30, 1987 (9x30)
 ^ .300 vs. UCLA, March 25, 2022 (9x30) in Philadelphia

HIGHEST PERCENTAGE OF MADE UNC FIELD GOALS FROM THREE

.667 at Georgia Tech, Feb. 2, 2002 (14 of 21 FGM from three-point range)
 .647 at Clemson, Feb. 14, 1996 (11 of 17)
 .609 at Florida State, Feb. 27, 2023 (14 of 23)
 .577 vs. Clemson, Jan. 16, 2018 (15 of 26)
 .542 vs. Davidson, Jan. 8, 2003 (13 of 24)

LOWEST PERCENTAGE OF MADE UNC FIELD GOALS FROM THREE

.000 vs. Princeton, Dec. 13, 1997 (0 of 20 FGM from three-point range)
 ^ .000 vs. Alabama, Cincinnati, March 21, 1992 (0 of 25) in Cincinnati
 .000 at Duke, Jan. 18, 1989 (0 of 32)
 .000 at NC State, Jan. 24, 1988 (0 of 27)
 .000 vs. Fordham, Greensboro, Jan. 6, 1988 (0 of 27) in Greensboro

HIGHEST PERCENTAGE OF UNC FIELD GOAL ATTEMPTS FROM THREE

.608 vs. Clemson, Jan. 16, 2018 (31 of 51 FGA from three-point range)
 .585 at Clemson, Feb. 14, 1996 (24 of 41)
 .574 vs. Davidson, Jan. 8, 2003 (35 of 61)
 .561 at NC State, Jan. 26, 2003 (32 of 57)
 .554 at Georgia Tech, Feb. 2, 2002 (31 of 56)

LOWEST PERCENTAGE OF UNC FIELD GOAL ATTEMPTS FROM THREE

.018 vs. Fordham, Jan. 6, 1988 (1 of 56 FGA from three-point range) in Greensboro
 .033 at Duke, Jan. 18, 1989 (2 of 61)
 .048 vs. Duke, Feb. 5, 1998 (3 of 63)
 .049 at NC State, Jan. 24, 1988 (2 of 41)
 .056 at Duke, March 4, 1990 (3 of 54)

MOST FREE THROWS MADE

43 vs. South Carolina, Dec. 5, 1959 (43x53) (*ties ACC record*)
 43 at NC State, Jan. 15, 1957 (43x51) (*ties ACC record*)
 41 vs. Clemson, Jan. 28, 1998 (41x59)
 *37 vs. Clemson, March 11, 2005 (37x47) in Washington, D.C.
 37 vs. Louisville, Dec. 17, 1998 (37x54)
 37 at Nevada, Dec. 30, 1987 (37x47)
 37 vs. Syracuse, Jan. 8, 1983 (37x48) in Charlotte
 37 at NC State, Feb. 24, 1976 (37x46)
 37 at NC State, Feb. 18, 1958 (37x46)
 36 on eight occasions, latest vs. NC State, Jan. 21, 2023 (36x39)

MOST COMBINED FREE THROWS MADE

69 vs. Georgia Tech, Feb. 14, 1970 (UNC 29, Georgia Tech 40) in Charlotte
 69 vs. NC State, Jan. 19, 1954 (UNC 31, NC State 38)
 *68 vs. Maryland, March 8, 1958 (UNC 28, Maryland 40) in Raleigh
 67 vs. South Carolina, Dec. 5, 1959 (UNC 43, South Carolina 24)
 66 at South Carolina, Feb. 20, 1971 (UNC 36, South Carolina 30)
 66 at Wake Forest, Feb. 17, 1953 (UNC 25, Wake Forest 41)

MOST FREE THROW ATTEMPTS

59 vs. Clemson, Jan. 28, 1998 (41x59) (*ties ACC record*)
 59 at Clemson, Jan. 14, 1956 (33x59) (*ties ACC record*)
 54 vs. Louisville, Dec. 17, 1998 (37x54)
 54 at Duke, March 1, 1957 (36x54)
 53 vs. South Carolina, Dec. 5, 1959 (43x53)
 52 vs. NC State, Jan. 19, 1954 (31x52)
 51 at Clemson, Jan. 14, 1995 (34x51)
 51 vs. Maryland, Jan. 13, 1964 (31x51)
 51 at NC State, Jan. 15, 1957 (43x51)
 50 vs. Maryland, Feb. 15, 2004 (36x50)
 50 vs. Maryland, Jan. 7, 1995 (30x50)
 50 vs. Oregon State, Dec. 30, 1967 (34x50) in Portland, Ore.
 50 vs. Georgia Tech, Dec. 9, 1955 (26x50) in Charlotte

FEWEST FREE THROWS MADE (IN ACC ERA)

2 at Duke, Feb. 4, 2023 (2x3)
 2 vs. Michigan, Dec. 1, 2021 (2x3)
 2 vs. Clemson, March 2, 2004 (2x4)
 2 at Wake Forest, Jan. 23, 1999 (2x6)
 ^ 2 vs. Utah, March 28, 1998 (2x7) in San Antonio
 2 vs. Duke, Jan. 17, 1990 (2x12)
 *2 vs. NC State, March 8, 1987 (2x4) in Landover, Md.

FEWEST FREE THROWS MADE (ALL-TIME WHERE KNOWN)

0 at Virginia Tech, Jan. 12, 1937
 0 at Lynchburg YMCA, Feb. 20, 1915
 0 vs. Charlotte YMCA, Feb. 15, 1911
 1 in 18 games (most recent: vs. Lynn's White Flash-Raleigh, Dec. 28, 1939)

FEWEST FREE THROW ATTEMPTS (IN ACC ERA)

3 at Duke, Feb. 4, 2023 (2x3)
 3 vs. Michigan, Dec. 1, 2021 (2x3)
 ^ 4 vs. George Mason, March 19, 2006 (4x4) in Dayton, Ohio
 4 vs. Clemson, March 2, 2004 (2x4)
 *4 vs. NC State, March 8, 1987 (2x4) in Landover, Md.
 5 at Duke, March 3, 2018 (4x5)
 5 at Virginia Tech, Jan. 22, 2018 (5x5)
 5 at Wake Forest, Jan. 30, 1993 (5x5)
 5 at Maryland, Jan. 14, 1986 (5x5)
 5 at Virginia, Feb. 3, 1982 (4x5)

FEWEST FREE THROW ATTEMPTS (ALL-TIME WHERE KNOWN)

2 at Virginia, Feb. 19, 1918
 2 at Virginia, Feb. 18, 1915
 3 at Duke, Feb. 4, 2023 (2x3)
 3 vs. Michigan, Dec. 1, 2021 (2x3)
 3 vs. Elon, Jan. 10, 1916
 3 at Lynchburg YMCA, Feb. 20, 1915

HIGHEST FREE THROW PERCENTAGE (min. 10 attempts)

1.000 vs. Duke, March 7, 2015 (13x13)
 1.000 at LSU, Feb. 10, 1985 (13x13)
 1.000 vs. Wisconsin, Nov. 23, 2016 (12x12) in Lahaina, Maui
 1.000 at Georgia Tech, Jan. 29, 2000 (12x12)
 1.000 vs. Wake Forest, Feb. 24, 1998 (12x12)
 *1.000 at Georgia Tech, March 10, 1985 (12x12)
 1.000 vs. Maryland, Feb. 19, 1984 (12x12)
 1.000 vs. Rutgers, Dec. 22, 1980 (11x11) in Charlotte
 .964 vs. Niagara, Dec. 30, 1978 (27x28) in Rochester, N.Y.
 *.958 vs. NC State, March 11, 2007 (23x24) in Tampa, Fla.

HIGHEST FREE THROW PERCENTAGE (min. 20 attempts)

.964 vs. Niagara, Dec. 30, 1978 (27x28) in Rochester, N.Y.
 *.958 vs. NC State, March 11, 2007 (23x24) in Tampa, Fla.
 *.957 vs. Maryland, March 2, 1979 (22x23) in Greensboro
 .952 vs. Oregon, Nov. 29, 2019 (20x21)
 .950 vs. Maryland, Feb. 10, 2001 (19x20)
 .950 vs. Florida State, Feb. 17, 1973 (19x20) in New York City

HIGHEST FREE THROW PERCENTAGE (min. 30 attempts)

.923 vs. NC State, Jan. 21, 2023 (36x39)
 .919 vs. Syracuse, Feb. 26, 2019 (34x37)
 ^ .917 vs. Kentucky, March 19, 1977 (33x36) in College Park, Md.
 *.906 vs. Maryland, March 11, 1989 (29x32) in Atlanta
 .900 vs. Florida State, Feb. 27, 2021 (27x30)
 .900 vs. VMI, Dec. 15, 1997 (27x30)

LOWEST FREE THROW PERCENTAGE (min. 10 attempts in ACC era)

.167 vs. Duke, Jan. 17, 1990 (2x12)
 .273 at Wake Forest, Feb. 16, 2019 (3x11)
 .300 vs. South Florida, Dec. 3, 1979 (3x10) in St. Petersburg, Fla.
 .316 at Virginia, Feb. 24, 1964 (6x19)
 .364 at UAB, Dec. 1, 2013 (4x11)
 .364 at Virginia, Feb. 25, 2001 (4x11)
 .364 vs. Duke, Dec. 2, 1978 (4x11) in Greensboro
 .368 vs. NC State, Feb. 25, 2003 (7x19)
 .389 vs. Louisville, Feb. 20, 2021 (7x18)
 .400 at Duke, March 2, 1986 (6x15)

MOST FREE THROWS MISSED

26 vs. Belmont, Nov. 17, 2013 (made 22x48)
 26 at Clemson, Jan. 14, 1956 (made 33x59)
 25 vs. Washington & Lee, Dec. 3, 1952 (made 23x48)
 24 vs. George Washington, Dec. 3, 1993 (made 21x45) in Charlotte
 24 vs. Georgia Tech, Dec. 9, 1955 (made 26x50) in Charlotte
 23 vs. Texas, Dec. 18, 2013 (made 24x47)
 23 at NC State, Jan. 14, 1955 (made 22x45)

MOST REBOUNDS

78 vs. Furman, Dec. 4, 1956
 74 vs. Clemson, Feb. 16, 1968 in Charlotte
 73 at Tulane, Dec. 10, 1964
 72 vs. Nicholls, Dec. 19, 2011
 72 vs. Clemson, Dec. 4, 1954
 70 vs. Maryland, Feb. 21, 1968
 69 vs. Tulane, Dec. 9, 1966
 69 vs. Maryland, Jan. 13, 1964
 69 vs. South Carolina, Feb. 17, 1961 in Charlotte
 69 vs. LSU, Dec. 5, 1960

MOST OFFENSIVE REBOUNDS (since 1986-87)

32 at Pittsburgh, Dec. 20, 1993
 31 vs. Nicholls, Dec. 19, 2011
 30 vs. Mississippi Valley State, Nov. 20, 2011
 28 vs. Boston College, Jan. 4, 2009
 28 vs. LSU, Dec. 19, 1996 in Greensboro
 27 at Duke, March 5, 2016
 ~27 vs. Rhode Island, March 30, 2010 in New York City
 26 at Syracuse, March 1, 2021
 ^26 vs. Missouri, March 17, 2000 in Birmingham, Ala.
 26 at VMI, Dec. 15, 1996
 26 vs. Georgetown, Dec. 7, 1989 in East Rutherford, N.J.

MOST DEFENSIVE REBOUNDS (since 1986-87)

^47 vs. Loyola Marymount, March 19, 1988 in Salt Lake City
 42 at College of Charleston, Nov. 16, 2021
 ^42 vs. Long Island, March 25, 2011 in Newark, N.J.
 42 vs. Oregon, Nov. 25, 2008 in Lahaina, Maui
 ^42 vs. Navy, March 15, 1998 in Hartford, Conn.
 42 at VMI, Dec. 15, 1996
 ^41 vs. Ohio, March 23, 2012 in St. Louis
 41 vs. Nicholls, Dec. 19, 2011
 41 vs. Evansville, Dec. 6, 2011
 41 vs. Virginia, Jan. 21, 1999
 41 vs. Texas, Dec. 5, 1992 in Charlotte

FEWEST OFFENSIVE REBOUNDS (since 1986-87)

1 vs. Pittsburgh, Feb. 14, 2016
 2 vs. NC State, Jan. 8, 2000
 3 vs. Virginia, Feb. 25, 2023
 4 at Virginia Tech, Dec. 4, 2022
 4 at Texas, Dec. 12, 2015
 4 vs. Duke, March 8, 2002 in Charlotte
 4 at Clemson, Feb. 6, 2000
 4 at Georgia Tech, Jan. 29, 2000
 4 vs. Southern Cal, Nov. 22, 1999 in Lahaina, Maui
 4 at Princeton, Dec. 22, 1996
 4 at NC State, Jan. 24, 1988
 4 vs. SMU, Dec. 12, 1987

FEWEST REBOUNDS

10 at Duke, Feb. 24, 1979
 *11 vs. Duke, March 4, 1966 in Raleigh
 17 vs. NC State, Jan. 30, 1982
 18 at Virginia, Jan. 12, 1985
 *18 vs. Virginia, March 7, 1982 in Greensboro

MOST ASSISTS

41 vs. Manhattan, Dec. 27, 1985 in Miami, Fla. (*ties NCAA record*)
 41 vs. Rice, Dec. 2, 1971
 40 at East Tennessee State, Dec. 20, 1975
 40 vs. Dartmouth, Dec. 5, 1972 in Greensboro
 39 vs. Howard, Nov. 29, 1975
 38 at Georgia Tech, Jan. 14, 1969
 37 vs. VMI, Dec. 17, 1994
 ^36 vs. Loyola Marymount, March 19, 1988 in Salt Lake City
 36 vs. Florida State, Feb. 16, 1974 in Greenboro
 35 vs. Citadel, Feb. 18, 1991
 35 vs. Stetson, Dec. 3, 1986
 35 vs. Iona, Nov. 26, 1985
 35 vs. Furman, Feb. 5, 1982 in Charlotte
 35 vs. Houston, Dec. 1, 1973 in Greensboro

FEWEST ASSISTS (SINCE 1968-69)

2 at South Carolina, Jan. 5, 1970
 2 vs. South Carolina, Feb. 14, 1969 in Charlotte
 4 vs. UNCW, Nov. 7, 2023
 ^4 vs. Texas A&M, March 9, 1980 in Denton, Texas
 4 at Duke, Feb. 24, 1979
 4 at Wake Forest, Jan. 10, 1979
 *4 vs. Duke, March 8, 1969 in Charlotte

MOST TURNOVERS

39 at Indiana, Dec. 12, 1964
 ^36 vs. Drake, March 22, 1969 in Louisville, Ky.
 34 at NC State, Feb. 15, 1966
 ~33 vs. Purdue, March 16, 1974 in New York City
 31 at Tulane, Feb. 14, 1976 (4 OT)
 31 at Yale, Dec. 21, 1974
 31 vs. Maryland, Jan. 30, 1971
 30 vs. NC State, Nov. 26, 1976 in Greensboro
 30 vs. Furman, Feb. 8, 1974 in Charlotte
 30 at Pittsburgh, Dec. 4, 1971

FEWEST TURNOVERS

2 vs. Duke, Feb. 8, 2018
 ^2 vs. Fairfield, March 13, 1997 in Winston-Salem
 *3 vs. Virginia, March 7, 1982 in Greensboro
 3 at Duke, Feb. 24, 1979
 3 at Duke, Feb. 26, 1977
 ^4 vs. Gonzaga, April 3, 2017 in Phoenix (national championship game)
 ^4 vs. Wisconsin, March 26, 2015 in Los Angeles
 4 at Pitt, Feb. 14, 2015
 5 at Duke, March 5, 2022
 5 at Duke, Feb. 9, 2017
 5 vs. Northern Iowa, Dec. 21, 2016
 5 vs. Florida State, Jan. 24, 2015
 5 vs. Wake Forest, Jan. 30, 1994
 5 vs. Duke, Feb. 28, 1976

MOST BLOCKED SHOTS

18 vs. Stanford, Dec. 20, 1985 (*ties ACC record*)
 15 vs. Northern Kentucky, Dec. 27, 2013
 15 at Duke, March 8, 2008
 14 vs. VMI, Dec. 17, 1994
 14 vs. Virginia, Feb. 19, 1994
 14 vs. NC State, Jan. 5, 1994
 13 vs. Nicholls, Dec. 19, 2011
 13 vs. Maryland, Jan. 9, 1991
 *12 vs. Notre Dame, March 10, 2021 in Greensboro
 12 at Wake Forest, Jan. 31, 2012
 12 vs. Duke, Feb. 10, 2010
 12 vs. Valparaiso, Dec. 30, 2007
 12 vs. Hawaii, Dec. 1, 1993
 12 vs. Cincinnati, Nov. 19, 1993
 12 vs. Maryland, Jan. 9, 1993
 12 vs. Santa Clara, Dec. 11, 1982 in Greensboro

MOST STEALS

23 at Tulane, Feb. 14, 1976
21 vs. The Citadel, Nov. 24, 1991
21 vs. Clemson, Jan. 5, 1977 in Greensboro
20 vs. UNC Asheville, Dec. 28, 2005
20 vs. Marshall, Jan. 2, 1994
20 vs. Manhattan, Dec. 27, 1985 in Miami
20 vs. Dartmouth, Dec. 21, 1983
20 vs. Oregon State, Nov. 28, 1971 in Charlotte
19 vs. Cleveland State, Dec. 30, 2004
19 vs. Coastal Carolina, Dec. 30, 2003
19 vs. NC State, Feb. 6, 1993

MOST PERSONAL FOULS

38 vs. NC State, Jan. 19, 1954
^36 vs. Texas A&M, March 9, 1980 in Denton, Texas
34 at Maryland, Feb. 17, 1971
33 at Louisville, Jan. 31, 2015
*33 vs. Maryland, March 8, 1958 in Raleigh
*32 vs. Pittsburgh, March 14, 2014 in Greensboro
32 at Hawaii, Nov. 28, 1986

FEWEST PERSONAL FOULS

5 vs. Princeton, Dec. 22, 1996
6 vs. UNC Asheville, Dec. 28, 1995
6 vs. UNC Asheville, Dec. 31, 1994
6 vs. Pittsburgh, Nov. 29, 1994
*6 vs. Duke, March 4, 1966 in Raleigh
7 vs. Kent State, Jan. 2, 2008
7 at Virginia, Feb. 11, 1998
7 vs. Stetson, Dec. 3, 1987
7 vs. Manhattan, Dec. 27, 1985 in Miami
7 vs. NC State, Dec. 28, 1957 in Raleigh

MOST OVERTIMES

4 vs. Alabama, Nov. 27, 2022 (L, 101-103) in Portland, Ore. (*ties ACC record*)
4 at Tulane, Feb. 14, 1976 (W, 113-106) (*ties ACC record*)
3 vs. Wake Forest, Dec. 20, 2003 (L, 114-119)
3 vs. Tulane, Nov. 30, 1982 (W, 70-68)
3 at Duke, March 2, 1968 (L, 86-87)
^3 vs. Kansas, March 23, 1957 (W, 54-53) in Kansas City, Mo.
^3 vs. Michigan State, March 22, 1957 (W, 74-70) in Kansas City, Mo.

LARGEST COMEBACK BY UNC

22 vs. Wake Forest, Feb. 8, 1992
UNC trailed 32-10 with 9:24 in the first half and won 80-78

LARGEST SECOND-HALF COMEBACK BY UNC

21 vs. Florida State, Jan. 27, 1993
UNC trailed 65-44 with 11:34 to play and won 82-77

LARGEST COMEBACK BY UNC WITH UNDER A MINUTE TO PLAY

9 against James Madison, Nov. 24, 1989, in Lahaina, Maui
UNC trailed 79-70 with 51 seconds to play and won 80-79

LARGEST COMEBACK BY OPPONENTS

24 by Florida State, Jan. 22, 2004 (UNC led 42-18 with 5:17 to play in the first half; FSU won 91-80 in overtime in Tallahassee, Fla.)

LARGEST SECOND-HALF COMEBACK BY OPPONENTS

22 by Maryland, Jan. 8, 1997 (UNC led 66-44 with 14:00 to play; Maryland won 85-75)

note: UNC led Baylor by 25 points in second half on March 19, 2022; Baylor tied the game at 80, but UNC won 93-86 in overtime, NCAA second round in Fort Worth, Texas

* ACC Tournament, ^ NCAA Tournament, ~ NIT

45-second clock from 1985-86 through 1992-93; 35-second clock from 1993-94 through 2014-15; 30-second clock beginning in 2015-16

LARGEST STATISTICAL ADVANTAGES

BY CAROLINA IN A GAME

MORE FIELD GOALS

38 vs. Manhattan, Dec. 27, 1985 in Miami (UNC made 57, Manhattan 19)
32 vs. Florida Southern, Dec. 1, 1969 (UNC made 47, Florida Southern 5)
29 vs. Davidson, Feb. 7, 1945 (UNC made 38, Davidson 9)
28 vs. The Citadel, Feb. 18, 1991 (UNC made 48, The Citadel 20)
28 vs. Rice, Dec. 2, 1971 (UNC made 52, Rice 24)

LARGEST MARGIN IN FIELD GOAL PERCENTAGE

^ .470 vs. Loyola Marymount, March 19, 1988 in Sal Lake City (UNC shot .790, Loyola Marymount .320)
.429 vs. Old Dominion, Dec. 1, 1992 (UNC shot .754, ODU .325)
.384 at Virginia, Jan. 7, 1978 (UNC .shot 767, Virginia .383)
.379 vs. Texas Tech, Dec. 28, 1982 (UNC shot .686, Texas Tech .308) in Honolulu
.373 vs. The Citadel, Feb. 18, 1991 (UNC shot .667, The Citadel .294)

MORE THREE-POINTERS

13 vs. Mississippi State, Nov. 19, 2012 in Lahaina, Maui (UNC made 15, Mississippi State 2)
13 vs. Maryland, Feb. 3, 2009 (UNC made 16, Maryland 3)
12 at Wake Forest, Feb. 16, 2019 (UNC made 16, Wake Forest 4)
11 at Georgia Tech, Jan. 29, 2019 (UNC made 13, Georgia Tech 2)
11 vs. UNC Asheville, Nov. 30, 2008 (UNC made 14, UNC Asheville 3)

LARGEST MARGIN IN THREE-POINT PERCENTAGE

.682 at Clemson, Feb. 4, 1988 (UNC shot .800, Clemson .118)
.663 vs. Texas, Dec. 5, 1992 (UNC shot .875, Texas .212) in Charlotte
.657 at Virginia, Jan. 14, 1987 (UNC shot .857, Virginia .200)
.583 vs. NC State, Jan. 5, 1994 (UNC shot .833, NC State .250)
.514 vs. Stetson, Dec. 3, 1986 (UNC shot .889, Stetson .375)

MORE FREE THROWS

31 at Clemson, Jan. 14, 1995 (UNC made 34, Clemson 3)
30 vs. Clemson, Feb. 10, 2008 (UNC made 31, Clemson 1)
30 vs. Louisville, Dec. 17, 1998 (UNC made 37, Louisville 7)
29 vs. Clemson, Jan. 28, 1998 (UNC made 41, Clemson 12)
27 vs. Syracuse, Jan. 8, 1983 (UNC made 37, Syracuse 10) in Charlotte

MORE FREE THROW ATTEMPTS

44 at Clemson, Jan. 14, 1995 (UNC attempted 51, Clemson 7)
43 vs. Louisville, Dec. 17, 1998 (UNC attempted 54, Louisville 11)
42 vs. Clemson, Jan. 28, 1998 (UNC attempted 59, Clemson 17)
37 vs. Cleveland State, Nov. 22, 2005 (UNC attempted 46, CSU 9)
35 vs. Nicholls, Dec. 19, 2011 (UNC attempted 41, Nicholls 6)
35 vs. George Washington Dec. 3, 1993 (UNC attempted 45, George Washington 10) in Charlotte

MORE REBOUNDS (in the ACC era)

40 vs. Furman, Dec. 4, 1956 (UNC had 78, Furman 38)
38 vs. Gardner-Webb, Nov. 19, 2006 (UNC had 58, Gardner-Webb 20)
37 vs. Nicholls, Dec. 19, 2011 (UNC had 72, Nicholls 35)
36 vs. Buffalo, Dec. 8, 1998 (UNC had 60, Buffalo 24)
36 at VMI, Dec. 15, 1996 (UNC had 68, VMI 32)

MORE REBOUNDS (in an ACC game)

35 vs. Boston College, Jan. 9, 2018 (UNC had 58, BC 23)
35 at Duke, March 5, 2016 (UNC had 64, Duke 29)
33 vs. Clemson, Feb. 16, 1968 (UNC had 74, Clemson 41) in Charlotte
31 vs. Duke, March 2, 1997 (UNC had 49, Duke 18)
30 vs. Virginia Tech, Feb. 16, 2008 (UNC had 54, Virginia Tech 24)
30 vs. Virginia, Dec. 6, 1960 (UNC had 59, Virginia 29)

MORE ASSISTS

35 vs. Manhattan, Dec. 27, 1985 in Miami (UNC had 41, Manhattan 6)
33 vs. Dartmouth, Dec. 5, 1972 (UNC had 40, Dartmouth 7) in Greensboro
29 vs. Rice, Dec. 2, 1971 (UNC had 41, Rice 12)
27 vs. NC A&T, Dec. 27, 2001 (UNC had 31, NC A&T 4)
27 vs. Howard, Nov. 29, 1975 (UNC had 39, Howard 12)

LARGEST TURNOVER DIFFERENCE

20 vs. Iona, Nov. 26, 1985 (UNC committed 12, Iona 32)
18 vs. Kentucky, Nov. 18, 2008 (UNC committed 10, Kentucky 28)
18 vs. Hawai'i, Dec. 1, 1993 (UNC committed 6, Hawai'i 24)
18 vs. The Citadel, Nov. 24, 1991 (UNC committed 15, The Citadel 33)
18 vs. Dartmouth, Dec. 21, 1983 (UNC committed 12, Dartmouth 30)

LARGEST DIFFERENCE IN FOULS

23 at Clemson, Jan. 14, 1995 (UNC called for 9, Clemson 32)
22 vs. Clemson, Jan. 28, 1998 (UNC 19, Clemson 41)
20 vs. Cleveland State, Nov. 22, 2005 (UNC 14, CSU 34)
19 vs. Monmouth, Jan. 1, 2012 (UNC 9, Monmouth 28)
19 vs. Syracuse, Jan. 8, 1983 (UNC 14, Syracuse 33) in Charlotte

LARGEST STATISTICAL ADVANTAGES BY AN OPPONENT IN A GAME

MORE FIELD GOALS

20 vs. Norfolk N.A.S., Jan. 12, 1945 (UNC made 8, Norfolk N.A.S. 28)
19 at Maryland, Feb. 22, 2003 (UNC made 21, Maryland 40)
19 at Kentucky, Jan. 9, 1950 (UNC made 16, Kentucky 35)
18 vs. Xavier, Dec. 22, 1950 (UNC made 19, Xavier 37) in Pikeville, Ky.
17 at Tennessee, Jan. 31, 1949 (UNC made 19, Tennessee 36)
17 at NC State, Feb. 3, 1948 (UNC made 13, NC State 30)

MARGIN IN FIELD GOAL PERCENTAGE

.285 at Duke, Feb. 28, 1970 (UNC shot .337, Duke .622)
* .282 vs. *Duke, Feb. 29, 1980 (UNC shot .435, Duke .717) in Greensboro
.281 at NC State, Feb. 20, 1980 (UNC shot .455, NC State .735)
.267 at Duke, Feb. 24, 1979 (UNC shot .472, Duke .739)
.261 at Duke, Feb. 28, 1958 (UNC shot .297, Duke .558)

LARGEST MARGIN IN FIELD GOAL PERCENTAGE IN A CAROLINA WIN

^ .224 vs. Notre Dame, March 17, 1977 (UNC shot .443, Notre Dame .667) in College Park, Md.
.177 at William and Mary, Jan. 8, 1957 (UNC shot .303, W&M .480)
.165 vs. Maryland, Jan. 3, 1966 (UNC shot .313, Maryland .478)
* .154 vs. Virginia, March 7, 1982 at Greensboro (UNC shot .512, Virginia .667)
* .154 vs. NC State, March 9, 1967 at Greensboro (UNC shot .333, NC State .488)

MORE THREE-POINTERS

15 at Wake Forest, Jan. 31, 1998 (UNC made 3, Wake Forest 18)
15 vs. Duke, March 2, 1997 (UNC made 2, Duke 17)
14 vs. Gardner-Webb, Nov. 23, 2009 (UNC made 1, Gardner-Webb 15)
13 vs. Belmont, Nov. 17, 2013 (UNC made 2, Belmont 15)
13 vs. Duke, Feb. 8, 2012 (UNC made 1, Duke 14)

MORE THREE-POINTERS IN A CAROLINA WIN

15 at Wake Forest, Jan. 31, 1998 (UNC made 3, Wake Forest 18)

LARGEST MARGIN IN THREE-POINT PERCENTAGE

.603 vs. Missouri, Nov. 26, 1989 (UNC shot .111, Missouri .714) in Lahaina, Maui
.531 at Clemson, Jan. 31, 2004 (UNC shot .316, Clemson .846)
.522 vs. Virginia, Feb. 10, 1983 (UNC shot .278, Virginia .800)
.500 vs. Fordham, Jan. 6, 1988 (UNC shot .000, Fordham .500) in Greensboro
.460 vs. Duke, March 3, 1991 (UNC shot .176, Duke .636)

MORE FREE THROWS

28 vs. Furman, Feb. 3, 1978 (UNC made 11, Furman 39) in Charlotte
*23 vs. Notre Dame, March 14, 2015 (UNC made 5, ND 28) in Greensboro
20 at Virginia, Feb. 19, 1992 (UNC made 11, Virginia 31)
20 vs. Duke, Jan. 19, 1985 (UNC made 15, Duke 35)
20 vs. Duke, Dec. 2, 1978 (UNC made 4, Duke 24) in Greensboro
20 at Duke, Jan. 22, 1972 (UNC made 12, Duke 32)
20 at Wake Forest, Jan. 16, 1971 (UNC made 16, Wake Forest 36)

MORE FREE THROW ATTEMPTS

30 vs. Duke, Jan. 19, 1985 (UNC attempted 16, Duke 46)
28 at Virginia, Feb. 19, 1992 (UNC attempted 17, Virginia 45)
27 vs. Furman, Feb. 3, 1978 (UNC attempted 18, Furman 45) in Charlotte

*25 vs. Notre Dame, March 14, 2015 (UNC attempted 7, Notre Dame 32) in Greensboro
24 at Louisville, Jan. 31, 2015 (UNC attempted 20, Louisville 44)
24 at Wake Forest, Jan. 30, 1993 (UNC attempted 5, Wake Forest 29)
24 at Maryland, Jan. 10, 1990 (UNC attempted 22, Maryland 46)
^24 vs. Texas A&M, March 9, 1980 (UNC attempted 24, Texas A&M 48) in Denton, Texas
24 vs. Wake Forest, Feb. 17, 1953 (UNC attempted 30, Wake Forest 54)

MORE REBOUNDS (in the ACC era)

35 at Duke, Feb. 25, 1955 (UNC had 33, Duke 68)
33 vs. Navy, Dec. 28, 1953 (UNC had 30, Navy 63) in Raleigh
32 at Duke, Feb. 23, 1963 (UNC had 32, Duke 64)
29 at Clemson, Jan. 15, 1955 (UNC had 26, Clemson 55)
29 at Alabama, Jan. 4, 1955 (UNC had 33, Alabama 62)

MORE REBOUNDS IN A CAROLINA WIN (in the ACC era)

29 at Clemson, Jan. 15, 1955 (UNC had 26, Clemson 55)
19 at Virginia, Jan. 12, 1985 (UNC had 18, Virginia 37)
19 vs. Maryland, Jan. 26, 1974 (UNC had 30, Maryland 49)
18 at Ohio State, Dec. 6, 1965 (UNC had 21, Ohio State 39)
17 at Georgia Tech, Feb. 8, 1998 (UNC had 29, Georgia Tech 46)

MORE ASSISTS

19 by Tennessee, Nov. 21, 2021 (UNC had 9, Tennessee 28) in Uncasville, Conn.
15 at Duke, Jan. 14, 1978 (UNC had 9, Duke 24)
14 at Maryland, Feb. 22, 2003 (UNC had 14, Maryland 28)
14 at Duke, March 6, 1971 (UNC had 9, Duke 23)
13 at Indiana, Nov. 27, 2012 (UNC had 8, Indiana 21)
13 at Maryland, Feb. 21, 2009 (UNC had 5, Maryland 18)

LARGEST MARGIN IN TURNOVERS

^20 vs. Loyola Marymount, March 19, 1988 (UNC committed 26, LMU 6) in Salt Lake City
20 vs. Temple, Feb. 21, 1988 (UNC committed 29, Temple 9)
19 vs. Duke, Jan. 31, 2002 (UNC committed 25, Duke 6)
17 at California, Dec. 29, 1998 (UNC committed 24, California 7)
15 at Duke, March 4, 2000 (UNC committed 23, Duke 8)
15 at Louisville, Dec. 23, 1999 (UNC committed 21, Louisville 6)
*15 vs. NC State, March 9, 1997 (UNC committed 18, NC State 3) in Greensboro
15 at Duke, March 2, 1985 (UNC committed 20, Duke 5)

LARGEST MARGIN IN TURNOVERS IN A CAROLINA WIN

^20 vs. Loyola Marymount, March 19, 1988 (UNC committed 26, Opp. 6) in Salt Lake City
*15 vs. NC State, March 9, 1997 at Greensboro (UNC had 18, NC State 3)
15 at Duke, March 2, 1985 (UNC had 20, Duke 5)
14 vs. Miami, Dec. 4, 2000 (UNC had 29, Miami 15)
13 done 4 times

LARGEST MARGIN IN FOULS

18 at Richmond, Feb. 3, 1953 (UNC committed 35, Richmond 17)
17 at Louisville, Jan. 31, 2015 (UNC committed 33, Louisville 16)
17 vs. Rhode Island, Dec. 30, 1949 (UNC committed 34, URI 17) in Raleigh
^16 vs. Texas A&M, March 9, 1980 (UNC committed 36, Texas A&M 20) in Denton, Texas
14 at Hawai'i, Nov. 28, 1986 (UNC committed 32, Hawai'i 18)
14 vs. Duke, Dec. 2, 1978 (UNC committed 27, Duke 13) in Greensboro
*14 vs. Maryland, March 8, 1974 (UNC committed 29, Maryland 15) in Greensboro
14 at Maryland, Feb. 16, 1972 (UNC committed 29, Maryland 15)



CAREER RECORDS



TYLER HANSBROUGH is Carolina's and the ACC's all-time leading scorer with 2,872 points.

POINTS

- 2,872 Tyler Hansbrough, 2005-09 (*ACC record*)
- 2,290 Phil Ford, 1974-78
- 2,145 Sam Perkins, 1980-84
- 2,047 Lennie Rosenbluth, 1954-57
- 2,015 Al Wood, 1977-81

SCORING AVERAGE

- 26.9 Lennie Rosenbluth, 1954-57 (2,047 points in 76 games)
- 24.8 Billy Cunningham, 1962-65 (1,709 points in 69 games)
- 22.1 Bobby Lewis, 1964-67 (1,836 points in 83 games)
- 22.1 Charlie Scott, 1967-70 (2,007 points in 91 games)
- 21.8 Larry Miller, 1965-68 (1,982 points in 91 games)

GAMES SCORING IN DOUBLE FIGURES (100 or more)

- 133 Tyler Hansbrough, 2005-09 (*ACC record*)
- 118 Sam Perkins, 1980-84
- 112 Phil Ford, 1974-78
- 106 Walter Davis, 1973-77
- 104 Al Wood, 1977-81
- 100 Mike O'Koren, 1976-80

FIELD GOALS MADE

- 939 Tyler Hansbrough, 2005-09
- 865 Phil Ford, 1974-78
- 825 Al Wood, 1977-81
- 805 Charlie Scott, 1967-70
- 787 Antawn Jamison, 1995-98

FIELD GOAL PERCENTAGE (min. 100 made and two seasons played)

- .637 Brendan Haywood, 1997-01 (541 of 849) (*ACC record*)
- .635 Rasheed Wallace, 1993-95 (377 of 594)
- .620 Brad Daugherty, 1982-86 (760 of 1,226)
- .608 Bobby Jones, 1971-74 (522 of 859)
- .607 Julius Peppers, 1999-2001 (119 of 196)

THREE-POINTERS MADE

- 299 Marcus Paige, 2012-16
- 266 Joel Berry II, 2014-18
- 233 Shammond Williams, 1994-98
- 229 Wayne Ellington, 2006-09
- 221 Rashad McCants, 2002-05
- 221 Donald Williams, 1991-95

THREE-POINT PERCENTAGE (min. 100 made)

- .435 Hubert Davis, 1988-92 (197x453)
- .428 Jeff Lebo, 1985-89 (211x493)
- .419 Reyshawn Terry, 2003-07 (103x246)
- .415 Rashad McCants, 2002-05 (221x533)
- .412 Dante Calabria, 1992-96 (193x469)

FREE THROWS MADE

- 982 Tyler Hansbrough, 2005-09 (*NCAA record*)
- 603 Lennie Rosenbluth, 1954-57
- 561 Sam Perkins, 1980-84
- 560 Phil Ford, 1974-78
- 512 Bobby Lewis, 1964-67

FREE THROW PERCENTAGE (min. 100 made)

- .850 RJ Davis, 2020- (271x319)**
- .848 Shammond Williams, 1994-98 (291x343)
- .847 Marvin Williams, 2004-05 (138x163)
- .845 Danny Green, 2005-09 (202x239)
- .844 Marcus Paige, 2012-16 (347x411)

REBOUNDS

- 1,335 Armando Bacot, 2019-**
- 1,219 Tyler Hansbrough, 2005-09
- 1,168 Sam Perkins, 1980-84
- 1,097 George Lynch, 1989-93
- 1,062 Billy Cunningham, 1962-65
- 1,052 Kennedy Meeks, 2013-17

REBOUNDING AVERAGE

- 15.4 Billy Cunningham, 1962-65 (1,062 in 69 games)
- 10.6 Doug Moe, 1958-61 (635 in 60 games)
- 10.5 Pete Brennan, 1955-58 (854 in 81 games)
- 10.4 Lennie Rosenbluth, 1954-57 (790 in 76 games)
- 10.3 Rusty Clark, 1966-69 (933 in 91 games)

DOUBLE-DOUBLES, POINTS & REBOUNDS

- 68 Armando Bacot, 2019-**
- 60 Billy Cunningham, 1962-65
- 51 Antawn Jamison, 1995-98
- 47 Tyler Hansbrough, 2005-09
- 47 Sam Perkins, 1980-84

ASSISTS

- 1,030 Ed Cota, 1996-2000
- 768 Kenny Smith, 1983-87
- 753 Phil Ford, 1974-78
- 697 Raymond Felton, 2002-05
- 637 Derrick Phelps, 1990-94

ASSIST AVERAGE

- 8.0 Kendall Marshall, 2010-12 (581 in 73 games)
- 7.5 Ed Cota, 1996-2000 (1,030 in 138 games)
- 6.9 Raymond Felton, 2002-05 (697 in 101 games)
- 6.1 Phil Ford, 1974-78 (753 in 123 games)
- 6.1 Kenny Smith, 1983-87 (768 in 127 games)

DOUBLE-DOUBLES, POINTS & ASSISTS

15	Phil Ford, 1974-78
13	Ed Cota, 1996-2000
11	Raymond Felton, 2002-05
8	Kendall Marshall, 2010-12
8	Kenny Smith, 1983-87

GAMES WITH 10 OR MORE ASSISTS

32	Ed Cota, 1996-00
23	Kendall Marshall, 2010-12
18	Raymond Felton, 2002-05
16	Phil Ford, 1974-78
13	Kenny Smith, 1983-87

ASSIST-TURNOVER RATIO (min. 400 assists)

3.01	Kendall Marshall, 2010-12 (581 assists, 193 turnovers)
2.78	Ty Lawson, 2006-09 (608 assists, 219 turnovers)
2.24	Theo Pinson, 2014-18 (416 assists, 186 turnovers)
2.21	Jeff Lebo, 1985-89 (580 assists, 263 turnovers)
2.20	Marcus Paige, 2012-16 (602 assists, 274 turnovers)

BLOCKED SHOTS

304	Brendan Haywood, 1997-2001
279	John Henson, 2009-12
245	Sam Perkins, 1980-84
190	Warren Martin, 1981-86
174	Kevin Salvadori, 1990-94

BLOCKED SHOTS PER GAME

2.56	John Henson, 2009-12 (279 in 109 games)
2.26	Rasheed Wallace, 1993-95 (156 in 69 games)
2.13	Brendan Haywood, 1997-2001 (304 in 141 games)
2.11	Ed Davis, 2009-11 (129 in 61 games)
1.81	Sam Perkins, 1980-84 (245 in 135 games)

STEALS

247	Derrick Phelps, 1990-94
241	George Lynch, 1989-93
203	Marcus Paige, 2012-16
197	Rick Fox, 1987-91
195	Kenny Smith, 1983-87

GAMES PLAYED

155	Leaky Black, 2017-23
152	Deon Thompson, 2006-10
151	Nate Britt, 2013-17
151	Isaiah Hicks, 2013-17
148	Brice Johnson, 2012-16
145	Danny Green, 2005-09

CAROLINA WINS PLAYED IN

123	Danny Green, 2005-09
121	Deon Thompson, 2006-10
120	Tyler Hansbrough, 2005-09
116	Nate Britt, 2013-17
116	Isaiah Hicks, 2013-17

ACC WINS PLAYED IN (includes regular-season and ACC Tournament games)

59	Luke Maye, 2015-19
59	Nate Britt, 2013-17
59	Isaiah Hicks, 2013-17
58	Brice Johnson, 2012-16
58	Marcus Paige, 2012-16
58	Danny Green, 2005-09
58	Tyler Hansbrough, 2005-09



MARCUS PAIGE made 299 three-point field goals. He holds the UNC career record for all games. He made 39 of those three-pointers in NCAA Tournament games, another Carolina records the Marion, Iowa, native holds.



SINGLE-SEASON RECORDS



POINTS

897	Lennie Rosenbluth, 1956-57
882	Tyler Hansbrough, 2007-08
822	Antawn Jamison, 1997-98
740	Bobby Lewis, 1965-66
731	Justin Jackson, 2016-17
731	Charlie Scott, 1969-70

SCORING AVERAGE

28.0	Lennie Rosenbluth, 1956-57 (897 points in 32 games)
27.4	Bobby Lewis, 1965-66 (740 points in 27 games)
27.1	Charlie Scott, 1969-70 (731 points in 27 games)
26.7	Lennie Rosenbluth, 1955-56 (614 points in 23 games)
26.0	Billy Cunningham, 1963-64 (623 points in 24 games)

GAMES SCORING IN DOUBLE FIGURES

39	Tyler Hansbrough, 2007-08
37	Justin Jackson, 2016-17
37	Brice Johnson, 2015-16
36	Antawn Jamison, 1997-98
36	Eric Montross, 1992-93

FIELD GOALS MADE

316	Antawn Jamison, 1997-98
306	Lennie Rosenbluth, 1956-57
290	Charlie Scott, 1968-69
289	Tyler Hansbrough, 2007-08
284	Brad Daugherty, 1985-86

FIELD GOAL PERCENTAGE

.697	Brendan Haywood, 1999-2000 (191x274) (<i>ACC record</i>)
.668	Bobby Jones, 1971-72 (127x190)
.654	Rasheed Wallace, 1994-95 (238x364)
.648	Brad Daugherty, 1985-86 (284x438)
.648	Brendan Haywood, 1998-99 (160x247)

THREE-POINTERS MADE

105	Justin Jackson, 2016-17
98	Brady Manek, 2021-22
96	Cameron Johnson, 2018-19
95	Shammond Williams, 1996-97
94	Marcus Paige, 2014-15

THREE-POINT PERCENTAGE (MIN. 50 MADE)

.496	Dante Calabria, 1994-95 (66x133)
.489	Hubert Davis, 1990-91 (64x131)
.472	Ty Lawson, 2008-09 (51x108)
.464	Jeff Lebo, 1987-88 (78x168)
.457	Cameron Johnson, 2018-19 (96x210)

FREE THROWS MADE

304	Tyler Hansbrough, 2007-08 (<i>ACC record</i>)
285	Lennie Rosenbluth, 1956-57
249	Tyler Hansbrough, 2008-09
242	Tyler Hansbrough, 2006-07
222	Bobby Lewis, 1965-66

FREE THROW PERCENTAGE(min. 75 made)

.911	Shammond Williams, 1997-98 (133x146)
.893	Joel Berry II, 2017-18 (108x121)
.881	RJ Davis, 2022-23 (111x126)
.878	Jeff Lebo, 1987-88 (86x98)
.877	Marcus Paige, 2013-14 (128x146)



ARMANDO BACOT shattered the UNC record with 511 rebounds in 2021-22. It was the fourth most in ACC history and the most since 1956.

REBOUNDS

511	Armando Bacot, 2021-22
416	Brice Johnson, 2015-16
399	Tyler Hansbrough, 2007-08
397	Sean May, 2004-05
389	Antawn Jamison, 1997-98

REBOUNDING AVERAGE

16.1	Billy Cunningham, 1962-63 (339 rebounds in 21 games) (<i>ACC record</i>)
15.8	Billy Cunningham, 1963-64 (379 rebounds in 24 games)
14.3	Billy Cunningham, 1964-65 (344 rebounds in 24 games)
14.0	Doug Moe, 1960-61 (321 rebounds in 23 games)
13.1	Armando Bacot, 2021-22 (511 rebounds in 39 games)

GAMES WITH DOUBLE-FIGURE REBOUNDS

32	Armando Bacot, 2021-22
23	Brice Johnson, 2015-16
22	Billy Cunningham, 1963-64
21	John Henson, 2011-12
21	John Henson, 2010-11
21	Antawn Jamison, 1997-98
21	Billy Cunningham, 1962-63

DOUBLE-DOUBLES, POINTS & REBOUNDS

31	Armando Bacot, 2021-22 (ties NCAA record)
23	Brice Johnson, 2015-16
22	Billy Cunningham, 1963-64
21	Antawn Jamison, 1997-98
20	Mitch Kupchak, 1974-75
20	Billy Cunningham, 1962-63
20	Doug Moe, 1960-61

ASSISTS

351	Kendall Marshall, 2011-12 (ACC record)
284	Ed Cota, 1999-2000
274	Ed Cota, 1997-98
249	Raymond Felton, 2004-05
238	Ed Cota, 1998-99

ASSIST AVERAGE

9.8	Kendall Marshall, 2011-12 (351 assists in 36 games) (ACC record)
8.1	Ed Cota, 1999-2000 (284 assists in 35 games)
7.4	Ed Cota, 1998-99 (238 assists in 32 games)
7.4	Ed Cota, 1997-98 (274 assists in 37 games)
7.1	Raymond Felton, 2003-04 (213 assists in 30 games)

GAMES WITH 10 OR MORE ASSIST

17	Kendall Marshall, 2011-12 (ACC record)
12	Ed Cota, 1999-2000
9	Phil Ford, 1975-76

ASSIST-TURNOVER RATIO (min. 200 assists)

3.49	Ty Lawson, 2008-09 (230 assists, 66 turnovers)
3.48	Kendall Marshall, 2011-12 (351 assists, 101 turnovers)
2.7	King Rice, 1990-91 (207 assists, 76 turnovers)
2.6	Ty Lawson, 2006-07 (213 assists, 83 turnovers)
2.5	Kendall Marshall, 2010-11 (230 assists, 92 turnovers)

DOUBLE-DOUBLES, POINTS & ASSISTS

9	Phil Ford, 1975-76
6	Kendall Marshall, 2011-12
5	Raymond Felton, 2004-05
4	Raymond Felton, 2002-03
4	Ed Cota, 1999-2000
4	Jeff McInnis, 1995-96
4	Kenny Smith, 1984-85
4	Phil Ford, 1976-77

BLOCKED SHOTS

120	Brendan Haywood, 2000-01
118	John Henson, 2010-11
101	John Henson, 2011-12
93	Rasheed Wallace, 1994-95
91	Brendan Haywood, 1999-00

BLOCKED SHOTS PER GAME

3.6	Brendan Haywood, 2000-01 (120 blocks in 33 games)
3.2	John Henson, 2010-11 (118 blocks in 37 games)
2.9	John Henson, 2011-12 (101 blocks in 35 games)
2.79	Warren Martin, 1985-86 (81 blocks in 29 games)
2.78	Ed Davis, 2009-10 (64 blocks in 23 games)

STEALS

97	Dudley Bradley, 1978-79
89	George Lynch, 1992-93
82	Derrick Phelps, 1992-93
78	Derrick Phelps, 1991-92
78	Michael Jordan, 1982-83
78	Walter Davis, 1976-77



MARCUS GINYARD is one of five Tar Heels who set the UNC record with 36 wins in 2007-08. The Tar Heels won the ACC championship and NCAA East Regional to advance to the Final Four.

GAMES PLAYED

40	Nate Britt, Justin Jackson, Kennedy Meeks, Seventh Woods, 2016-17
40	Joel Berry II, Isaiah Hicks, Justin Jackson, Brice Johnson, Theo Pinson, 2015-16
39	Armando Bacot, RJ Davis, Caleb Love, Brady Manek, 2021-22
39	Isaiah Hicks, 2016-17
39	Nate Britt, 2015-16
39	Tyler Hansbrough, Wayne Ellington, Danny Green, Deon Thompson, Marcus Ginyard, 2007-08

CAROLINA WINS PLAYED IN

36	Tyler Hansbrough, Wayne Ellington, Danny Green, Deon Thompson, Marcus Ginyard, 2007-08
34	Quentin Thomas, Alex Stepheson, 2007-08
34	Ed Davis, Larry Drew II, Wayne Ellington, Bobby Frasor, Danny Green and Deon Thompson, 2008-09
34	Vince Carter, Brendan Haywood, Makhtar Ndiaye, Ademola Okulaja and Shammond Williams, 1997-98
34	George Lynch, Eric Montross, Henrik Rodl, Kevin Salvadori and Pat Sullivan, 1992-93



SINGLE-GAME RECORDS



POINTS

- 49 Bobby Lewis vs. Florida State, Dec. 16, 1965
- 48 Billy Cunningham vs. Tulane, Dec. 10, 1964
- 47 Lennie Rosenbluth vs. Furman, Dec. 3, 1956
- *45 Lennie Rosenbluth vs. Clemson, March 7, 1957, in Raleigh
- 45 Lennie Rosenbluth vs. William & Mary, Feb. 7, 1956
- 45 Lennie Rosenbluth at Clemson, Jan. 14, 1956
- 45 George Glamack vs. Clemson, Feb. 10, 1941

FIELD GOALS MADE

- 21 Billy Cunningham vs. Tulane, Dec. 10, 1964
- 20 Lennie Rosenbluth vs. Furman, Dec. 4, 1956
- 19 Charlie Scott vs. Wake Forest, Jan. 17, 1970
- *19 Lennie Rosenbluth vs. Clemson, March 7, 1957 in Raleigh
- 19 Lennie Rosenbluth vs. William and Mary, Feb. 7, 1956
- 18 Bobby Lewis vs. Florida State, Dec. 16, 1965
- *17 Charlie Scott vs. Duke, March 8, 1969 in Charlotte
- 17 Bobby Lewis vs. Wake Forest, Feb. 3, 1966
- 17 Bobby Lewis vs. Richmond, Dec. 8, 1965

FIELD GOAL PERCENTAGE

- 1.000 Brad Daugherty vs. UCLA, Nov. 24, 1985 (13x13)
(ACC record, ties NCAA record)
- 1.000 Scott Williams vs. Virginia, Jan. 13, 1990 (12x12)
(record for ACC game)
- 1.000 Jeff McInnis vs. Cincinnati, Dec. 3, 1994 in Charlotte (10x10)
- 1.000 Rasheed Wallace vs. Colorado State, Dec. 9, 1993 (9x9)
- 1.000 Joe Wolf at NC State, Feb. 5, 1987 (9x9)

THREE-POINTERS MADE

- 8 Rashad McCants vs. Clemson, March 2, 2004
- 8 Raymond Felton at NC State, Jan. 26, 2003
- 8 Shammond Williams at Georgia Tech, Feb. 8, 1998
- 8 Jeff McInnis at Clemson, Feb. 14, 1996
- 8 Dante Calabria vs. Florida State, Jan. 25, 1995
- 8 Hubert Davis at Florida State, Feb. 27, 1992

THREE-POINTERS ATTEMPTED

- 14 Rashad McCants at Florida State, Jan. 22, 2004
- 14 Shammond Williams vs. Maryland, Jan. 8, 1997
- 14 Rick Fox vs. NC State, Feb. 6, 1991
- 14 Jeff Lebo vs. Iowa, Jan. 7, 1989
- 14 Jeff Lebo vs. Temple, Feb. 21, 1988
- 14 Kenny Smith vs. SMU, Dec. 30, 1986

HIGHEST THREE-POINT PCT. — GAME (min. 5 made)

- *1.000 Jason Capel vs. Clemson, March 9, 2001 (6x6), in Atlanta
- 1.000 Joel Berry II vs. Duke, March 4, 2017 (5x5)
- 1.000 Marcus Paige at NC State, Jan. 14, 2015 (5x5)
- ^1.000 Hubert Davis vs. Eastern Michigan, March 22, 1991, in East Rutherford, N.J. (5x5)
- 1.000 Hubert Davis at Alabama, Nov. 30, 1989 (5x5)

FREE THROWS MADE

- 21 York Larese vs. Duke, Dec. 29, 1959, in Raleigh *(ties ACC record)*
- 20 Tyler Zeller vs. Maryland, Feb. 29, 2012
- 19 Larry Miller vs. Oregon State, Dec. 30, 1967 in Portland, Ore.
- 19 Dennis Wuycik vs. Creighton, Dec. 12, 1970 in Charlotte
- 18 Pete Brennan at NC State, Feb. 18, 1958

FREE THROWS ATTEMPTED

- 24 Billy Cunningham vs. Maryland, Jan. 13, 1964
- 24 Lennie Rosenbluth at Clemson, Jan. 14, 1956
- 23 Tyler Zeller vs. Maryland, Feb. 29, 2012
- 22 Dennis Wuycik vs. Creighton, Dec. 12, 1970 in Charlotte
- 22 Larry Miller vs. Oregon State, Dec. 30, 1967 in Raleigh

FREE THROW PERCENTAGE — (min. 15 made)

- 1.000 York Larese vs. Duke, Dec. 29, 1959 (21x21), in Raleigh
(ACC record, ties NCAA record)
- 1.000 Phil Ford at NC State, Feb. 24, 1976 (16x16)
- .944 Garrison Brooks vs. Georgia Tech, Jan. 4, 2020 (17x18)
- .938 Tyler Hansbrough at Miami, Jan. 23, 2008 (15x16)
- .933 Tyler Hansbrough vs. Georgia Tech, Jan. 20, 2007 (14x15)

FREE THROW PERCENTAGE — (min. 10 attempts)

- 1.000 – York Larese vs. Duke, Dec. 29, 1959 (21x21) in Raleigh
(ACC record)
- 1.000 – Phil Ford at NC State, Feb. 24, 1976 (16x16)
- 1.000 – RJ Davis vs. NC State, Jan. 21, 2023 (14x14)**
- 1.000 – Cole Anthony vs. Boston College, Feb. 1, 2020 (14x14)
- 1.000 – Tyler Hansbrough vs. NC State, Jan. 7, 2006 (14x14)
- 1.000 – Tyler Hansbrough vs. Michigan State, Dec. 3, 2008 in Detroit (13x13)
- 1.000 – Bobby Lewis vs. South Carolina, Feb. 19, 1966 in Charlotte (13x13)
- 1.000 – Dennis Wuycik vs. NC State, March. 3, 1971 (13x13)

REBOUNDS

- 30 Rusty Clark vs. Maryland, Feb. 21, 1968
- 28 Billy Cunningham vs. Maryland, Jan. 13, 1964
- 27 Billy Cunningham vs. Clemson, Feb. 16, 1963
- 25 Billy Cunningham vs. Tulane, Dec. 10, 1964
- 25 Billy Cunningham vs. South Carolina, Feb. 15, 1964
- 25 Billy Cunningham vs. Virginia Tech, Jan. 18, 1964
- 25 Lennie Rosenbluth vs. Virginia, Jan. 11, 1955
- 25 Lennie Rosenbluth vs. South Carolina, Dec. 9, 1954

ASSISTS

- 18 Raymond Felton vs. George Mason, Dec. 7, 2003
- 17 Ed Cota vs. UNLV, Dec. 4, 1999, in Charlotte
- 17 Jeff Lebo vs. UT Chattanooga, Nov. 18, 1988
- 16 Kendall Marshall at Maryland, Feb. 4, 2012
- 16 Kendall Marshall vs. Long Beach State, Dec. 10, 2011
- 16 Kendall Marshall vs. Florida State, Feb. 6, 2011

BLOCKED SHOTS

- 10 Brendan Haywood vs. Miami (Fla.), Dec. 4, 2000
- 9 John Henson vs. Michigan State, Nov. 11, 2011, in San Diego, Calif. (on USS Carl Vinson)
- 9 Warren Martin vs. Stanford, Dec. 20, 1985
- *8 Walker Kessler vs. Notre Dame, March 10, 2021 in Greensboro
- ^8 Brice Johnson vs. Florida Gulf Coast, March 17, 2016 in Raleigh
- 8 Brendan Haywood vs. Tulsa, Nov. 11, 2000

STEALS

- 9 Derrick Phelps at Georgia Tech, Feb. 2, 1992
- ^8 Ty Lawson vs. Michigan State, April 6, 2009, in Detroit
- 8 Tyler Hansbrough vs. UNC Asheville, Dec. 28, 2005
- 8 Derrick Phelps vs. Central Florida, Dec. 7, 1991
- 8 Dudley Bradley vs. Oregon State, Nov. 30, 1977

* ACC Tournament

^ NCAA Tournament

~ NIT



UNC RECORDS PROGRESSIONS



MOST POINTS SCORED IN A GAME

- 10 % Junius Smith vs. Wake Forest, Feb. 3, 1911
- 18 Marvin Ritch vs. Charlotte YMCA, Feb. 15, 1911
- 23 Meb Long at Charlotte YMCA, Dec. 29, 1913
- 29 Meb Long at Guilford, Feb. 24, 1916
- 33 George Glamack vs. Lehigh, Jan. 2, 1941
- 45 George Glamack vs. Clemson, Feb. 10, 1941
- 45 Lennie Rosenbluth at Clemson, Jan. 14, 1956
- 45 Lennie Rosenbluth at Clemson, Jan. 14, 1956
- 45 Lennie Rosenbluth vs. William & Mary, Feb. 7, 1956
- *45 Lennie Rosenbluth vs. Clemson, March 7, 1957, in Raleigh
- 47 Lennie Rosenbluth vs. Furman, Dec. 3, 1956
- 48 Billy Cunningham vs. Tulane, Dec. 10, 1964
- 49 Bobby Lewis vs. Florida State, Dec. 16, 1965

% – Feb. 3, 1911, vs. Wake Forest was the third game UNC played; no stats were recorded in the first two games

MOST POINTS SCORED IN A SEASON

- 76 ** Marvin Ritch, 1910-11
- 111 Meb Long, 1912-13
- 216 Meb Long, 1913-14
- 249 Meb Long, 1915-16
- 286 Cartwright Carmichael, 1920-21
- 353 Jack Cobb, 1923-24
- 458 George Glamack, 1939-40
- 578 George Glamack, 1940-41
- 614 Lennie Rosenbluth, 1955-56
- 897 Lennie Rosenbluth, 1956-57 (see note below)

MOST POINTS SCORED IN A CAREER

- 76 ** Marvin Ritch, 1910-11
- 128 Junius Smith, 1910-12
- 753 Meb Long, 1912-16
- 1024 Cartwright Carmichael, 1920-23
- 1324 Al Lifson, 1952-55
- 2047 Lennie Rosenbluth, 1954-57 (see note below)
- 2290 Phil Ford, 1974-78
- 2872 Tyler Hansbrough, 2005-09

** Ritch played in all 11 games in the first season (1910-11) but stats were only recorded in the final eight games

MOST THREE-POINT FIELD GOALS MADE IN A SEASON

- 43 Jim Braddock, 1982-83
- 87 Kenny Smith, 1986-87
- 87 Donald Williams, 1994-95
- 95 Shammond Williams, 1996-97
- 105 Justin Jackson, 2016-17

MOST THREE-POINT FIELD GOALS MADE IN A CAREER

- 43 # Jim Braddock, 1979-83
- 87 # Kenny Smith, 1983-87
- 211 ### Jeff Lebo, 1985-89
- 221 Donald Williams, 1991-95
- 233 Shammond Williams, 1994-98
- 299 Marcus Paige, 2012-16

Braddock played one season with three-point shot (1982-83)
 # Smith played one season with three-point shot (1987)
 ### Lebo played three seasons with three-point shot (1987-89)

MOST FREE THROWS MADE IN A SEASON

- 22 Marvin Ritch, 1910-11
- 22 Junius Smith, 1911-12
- 43 Meb Long, 1912-13
- 70 Meb Long, 1913-14
- 78 Billy Carmichael, 1919-20
- 120 Cart Carmichael, 1920-21
- 139 Cart Carmichael, 1921-22
- 158 Lennie Rosenbluth, 1954-55
- 160 Lennie Rosenbluth, 1955-56
- 285 Lennie Rosenbluth, 1956-57
- 304 Tyler Hansbrough, 2007-08

MOST FREE THROWS MADE IN A CAREER

- 22 ** Marvin Ritch, 1910-11
- 22 Junius Smith, 1911-12
- 241 Meb Long, 1912-16
- 444 Cartwright Carmichael, 1920-24
- 603 Lennie Rosenbluth, 1954-57
- 982 Tyler Hansbrough, 2005-09

MOST REBOUNDS IN A SEASON

- 228 Paul Likins, 1953-54
- 246 Lennie Rosenbluth, 1954-55
- 264 Lennie Rosenbluth, 1955-56
- 332 Pete Brennan, 1956-57
- 339 Billy Cunningham, 1962-63
- 379 Billy Cunningham, 1963-64
- 389 Antawn Jamison, 1997-98
- 397 Sean May, 2004-05
- 399 Tyler Hansbrough, 2007-08
- 416 Brice Johnson, 2015-16
- 511 Armando Bacot, 2021-22

MOST REBOUNDS IN A CAREER


- 790 Lennie Rosenbluth, 1954-57
- 854 Pete Brennan, 1955-58
- 1062 Billy Cunningham, 1962-65
- 1168 Sam Perkins, 1980-84
- 1219 Tyler Hansbrough, 2005-09
- 1335 Armando Bacot, 2019-

MOST ASSISTS IN A SEASON

- 108 Charlie Scott, 1968-69
- 151 Steve Previs, 1971-72
- 192 George Karl, 1972-73
- 203 Phil Ford, 1975-76
- 217 Phil Ford, 1976-77
- 235 Kenny Smith, 1984-85
- 274 Ed Cota, 1997-98
- 284 Ed Cota, 1999-2000
- 351 Kendall Marshall, 2011-12

MOST ASSISTS IN A CAREER

- 310 Charlie Scott, 1967-70
- 394 George Karl, 1970-73
- 753 Phil Ford, 1974-78
- 768 Kenny Smith, 1983-87
- 1030 Ed Cota, 1996-2000



Lennie Rosenbluth, Al Lifson and Jerry Vayda. Lifson and Rosenbluth are two of the last four Tar Heels to hold UNC's career scoring record.



Phil Ford (right) congratulates Tyler Hansbrough after Hansbrough broke Ford's UNC scoring record. Ford held the mark from 1978-2009.

Recent research indicated Lennie Rosenbluth's single-season scoring total in 1956-57 should correctly be 897 points, two more than he had previously been credited. His career total should also be 2,047 points. The discrepancy originated in the national semifinal win over Michigan State. The NCAA's official box score and prominent newspapers such as the Daily Tar Heel, Lansing State Journal, Kansas City Times, Raleigh News and Dallas Morning News reported he scored 31 points. However, a second stat sheet typed after the game gave him 29 points and awarded the other two points to Bob Cunningham. UNC Athletics published an end-of-year review that included the box which showed him with 31 points, but the final stat sheet in that same publication listed him with only 895 points, which was two shy of what he should have been credited. The NCAA and ACC approved this statistical change.



SCORING



MOST POINTS — GAME (40 or more)

- 49 Bobby Lewis vs. Florida State, Dec. 16, 1965
- 48 Billy Cunningham vs. Tulane, Dec. 10, 1964
- 47 Lennie Rosenbluth vs. Furman, Dec. 4, 1956
- *45 Lennie Rosenbluth vs. Clemson, March 7, 1957 in Raleigh
- 45 Lennie Rosenbluth vs. William & Mary, Feb. 7, 1956
- 45 Lennie Rosenbluth at Clemson, Jan. 14, 1956
- 45 George Glamack vs. Clemson, Feb. 10, 1941
- 43 Charlie Scott vs. Wake Forest, Jan. 17, 1970
- 43 Bobby Lewis vs. Richmond, Dec. 8, 1965
- 42 Shammond Williams at Georgia Tech, Feb. 8, 1998
- 41 Kenny Smith at Clemson, Jan. 28, 1987
- *41 Charlie Scott vs. Virginia, March 5, 1970 in Charlotte
- *40 Harrison Barnes vs. Clemson, March 12, 2011 in Greensboro
- 40 Tyler Hansbrough vs. Georgia Tech, Feb. 15, 2006
- *40 Charlie Scott vs. Duke, March 8, 1969 in Charlotte
- 40 Billy Cunningham vs. Maryland, Jan. 13, 1964
- 40 Lennie Rosenbluth at Duke, March 1, 1957

MOST POINTS — REGULAR-SEASON ACC GAME

- 45 Lennie Rosenbluth at Clemson, Jan. 14, 1956
- 43 Charlie Scott vs. Wake Forest, Jan. 17, 1970
- 42 Shammond Williams at Georgia Tech, Feb. 8, 1998
- 41 Kenny Smith at Clemson, Jan. 28, 1987
- 40 Tyler Hansbrough vs. Georgia Tech, Feb. 15, 2006

MOST POINTS — ACC TOURNAMENT GAME

- *45 Lennie Rosenbluth vs. Clemson, QF March 7, 1957 in Raleigh (*ACC record*)
- *41 Charlie Scott vs. Virginia, March 5, 1970 in Charlotte
- *40 Harrison Barnes vs. Clemson, March 12, 2011 in Greensboro
- *40 Charlie Scott vs. Duke, March 8, 1969, in Charlotte
- *38 Lennie Rosenbluth vs. South Carolina, March 9, 1957 in Raleigh

MOST POINTS — ACC CHAMPIONSHIP GAME

- *40 Charlie Scott vs. Duke, March 8, 1969 in Charlotte (*ACC record*)

MOST POINTS — ACC TOURNAMENT CAREER

- 196 Lennie Rosenbluth, 1954-57 (six games)
- 189 Phil Ford, 1975-78 (eight games)
- 186 Tyler Hansbrough, 2006-09 (10 games)
- 181 Larry Miller, 1966-68 (eight games)
- 166 Marcus Paige, 2013-16 (11 games)

MOST POINTS — NCAA TOURNAMENT GAME

- ^39 Al Wood vs. Virginia, March 28, 1981, NCAA semifinal in Philadelphia
- ^39 Lennie Rosenbluth vs. Canisius, March 15, 1957, East Regional semifinal in Philadelphia
- ^36 Mitch Kupchak vs. Boston College, March 22, 1975, East Regional consolation game in Providence
- ^35 Charlie Scott, March 22, 1969, Final Four consolation, in Louisville, Ky.
- ^33 Tyler Hansbrough vs. Michigan State, March 17, 2007, East Regional second round in Winston-Salem, N.C.

MOST POINTS — NCAA CHAMPIONSHIP GAME

- ^28 James Worthy vs. Georgetown, March 29, 1982 in New Orleans

MOST POINTS — NCAA TOURNAMENT CAREER

- 325 Tyler Hansbrough, 2005-09 (17 games)
- 239 Justin Jackson, 2014-17 (15 games)
- 237 Sam Perkins, 1980-84 (15 games)
- 229 Wayne Ellington, 2006-09 (15 games)
- 222 Eric Montross, 1990-94 (16 games)

MOST POINTS — SMITH CENTER GAME

- 40 Tyler Hansbrough vs. Georgia Tech, Feb. 15, 2006
- 39 Tyler Hansbrough vs. Clemson, Feb. 10, 2008 (2OT)
- 38 Joseph Forte vs. Tulsa, Nov. 11, 2000
- 36 Joseph Forte vs. Florida State, Feb. 22, 2001
- 36 Antawn Jamison vs. Maryland, Feb. 14, 1998
- 36 Antawn Jamison vs. Pittsburgh, Nov. 29, 1996



COBY WHITE became the first UNC freshman to score 30 points three times – 34 vs. Syracuse and 33 vs. Texas and Miami in 2018-19.

MOST POINTS — FIRST GAME AS A TAR HEEL

- 34 Cole Anthony vs. Notre Dame, Nov. 6, 2019 (freshman)
- 30 Lennie Rosenbluth vs. Clemson, Dec. 4, 1954 (sophomore)
- 28 Rashad McCants vs. Penn State, Nov. 18, 2002 (freshman)
- 26 Donald Washington vs. St. Thomas, Nov. 25, 1972 (sophomore)
- 24 Joseph Forte vs. USC, Nov. 22, 2000 (freshman)

MOST POINTS — CONSECUTIVE GAMES

- 85 Lennie Rosenbluth, 1956-57 (40 at Duke, 45* vs. Clemson in Raleigh)
- 82 Bobby Lewis, 1965-66 (33 at Vanderbilt, 49 vs. Florida State)
- 79 Lennie Rosenbluth, 1955-56 (45 vs. William and Mary, 34 at Virginia)
- 78 Charlie Scott, 1969-70 (35 at Clemson, 43 vs. Wake Forest)
- 76 Bobby Lewis, 1965-66 (43 vs. Richmond, 33 at Vanderbilt)
- 76 Lennie Rosenbluth, 1954-55 (37 vs. South Carolina, 33 at William and Mary)

MOST POINTS — THREE CONSECUTIVE GAMES

- 125 Bobby Lewis, 1965-66 (43 vs. Richmond, 33 at Vanderbilt, 49 vs. Florida State)
- 115 Lennie Rosenbluth, 1956-57 (30 at Wake Forest, 40* vs. Duke in Raleigh, 45* vs. Clemson in Raleigh)
- 112 Lennie Rosenbluth, 1955-56 (45 vs. William and Mary, 34 at Virginia, 33 vs. Wake Forest)
- 109 Bobby Lewis, 1965-66 (34 vs. William and Mary, 32 at Ohio State, 43 vs. Richmond)
- 108 Bobby Lewis, 1965-66 (32 at Ohio State, 43 vs. Richmond, 33 at Vanderbilt)
- 108 Lennie Rosenbluth, 1956-57 (40 at Duke, 45* vs. Clemson in Raleigh, 23* vs. Wake Forest in Raleigh)
- 108 Lennie Rosenbluth, 1955-56 and 1956-57 (35* vs. Virginia in Raleigh, 26* vs. Wake Forest in Raleigh, 47 vs. Furman)

MOST 40-POINT GAMES — CAREER

- 5 Lennie Rosenbluth (47, 45, 45, 45, 40)
- 3 Charlie Scott (43, 41, 40)
- 2 Bobby Lewis (49, 43)
- 2 Billy Cunningham (48, 40)
- 1 Harrison Barnes (40), Tyler Hansbrough (40), Shammond Williams (42), Kenny Smith (41), George Glamack (45)

MOST CONSECUTIVE 40-POINT GAMES

- 2 Lennie Rosenbluth (40 at Duke, *45 vs. Clemson in Raleigh)

MOST CONSECUTIVE 35-POINT GAMES

- 2 Charlie Scott, 1969-70 (35 at Clemson, 43 vs. Wake Forest)
- 2 Billy Cunningham, 1964-65 (36 vs. Clemson in Charlotte, 38 vs. Virginia)
- 2 Lennie Rosenbluth, 1956-57 (40 vs. Duke, 45* vs. Clemson, in Raleigh)
- 2 Lennie Rosenbluth, 1954-55 (37 vs. South Carolina, 39 at William & Mary)

MOST 30-POINT GAMES — CAREER

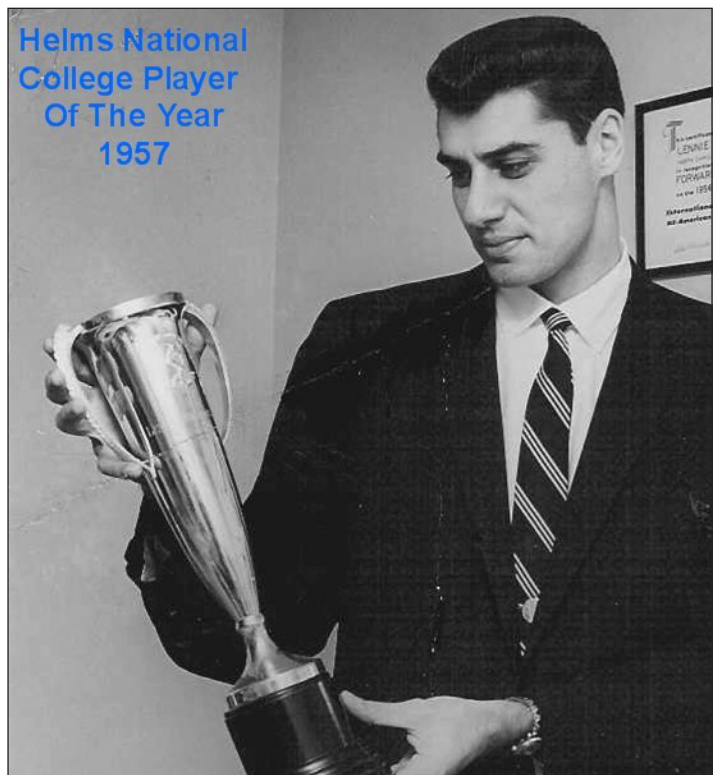
- 28 Lennie Rosenbluth, 1954-57
- 19 Billy Cunningham, 1962-65
- 17 Bobby Lewis, 1964-67
- 16 Charlie Scott, 1967-70
- 11 Larry Miller, 1966-69

MOST CONSECUTIVE 30-POINT GAMES

- 5 Bobby Lewis, 1965-66 (34 vs. William and Mary, 30 at Ohio State, 43 vs. Richmond, 33 at Vanderbilt, 49 vs. Florida State)
- 4 Charlie Scott, 1969-70 (30 vs. Virginia, 31 at Wake Forest, 33 vs. NC State, 32 vs. Clemson in Charlotte)
- 3 Phil Ford, 1977-78 (30 vs. Virginia, 34 vs. Duke, 30 vs. Wake Forest in Greensboro)
- 3 Lennie Rosenbluth, 1956-57 (30 at Wake Forest, 40 at Duke, 45* vs. Clemson in Raleigh)
- 3 Lennie Rosenbluth, 1955-56 (45 vs. William & Mary, 34 at Virginia, 33 vs. Wake Forest)
- 3 Lennie Rosenbluth, 1954-55 (30 vs. Clemson, 37 vs. South Carolina, 39 at William & Mary)
- 2 Antawn Jamison, 1997-98 (35 vs. Duke, 31 at Georgia Tech)
- 2 Hubert Davis, 1991-92 (30 vs. NC State, 34 at Florida State)
- 2 Brad Daugherty, 1985-86 (33 at Fordham, 31 at Wake Forest)
- 2 Dennis Wuycik, 1970-71 (39 vs. Creighton in Charlotte, 30 vs. Virginia)
- 2 Charlie Scott, 1969-70 (35 at Clemson, 43 vs. Wake Forest)
- 2 Charlie Scott, 1969-70 (36 at Tulane, 32 at Rice)
- 2 Larry Miller, 1966-67 (31* vs. Wake Forest in Greensboro, 32* vs. Duke in Greensboro)
- 2 Larry Miller, 1965-66 (33 at Ohio State, 32 vs. Richmond)
- 2 Bobby Lewis, 1965-66 (33 vs. South Carolina in Charlotte, 35 vs. Virginia)
- 2 Bobby Lewis, 1965-66 (32 vs. Princeton in Greensboro, 33 vs. Utah in Raleigh)
- 2 Billy Cunningham, 1964-65 (36 vs. Clemson in Charlotte, 38 vs. Virginia)
- 2 Billy Cunningham, 1964-65 (33 at Virginia, 30 vs. Maryland)
- 2 York Larese in 1960-61 (36 at South Carolina, 30 at Wake Forest)
- 2 Lennie Rosenbluth, 1956-57 (34 vs. Clemson, 30 vs. Virginia)
- 2 Lennie Rosenbluth, 1956-57 (36 vs. Utah in Raleigh, 32 vs. Duke in Raleigh)

TWO TAR HEELS SCORING 30 POINTS IN SAME GAME

- Jan. 4, 2016 at Florida State (Brice Johnson 39, Marcus Paige 30)
- Feb. 8, 1998 at Georgia Tech (Shammond Williams 42, Antawn Jamison 31)
- Dec. 8, 1965 vs. Richmond (Bobby Lewis 43, Larry Miller 32)
- Dec. 6, 1965 at Ohio State (Larry Miller 33, Bobby Lewis 30)
- Feb. 9, 1965 vs. Wake Forest (Billy Cunningham 35, Bobby Lewis 35)
- Jan. 16, 1965 at Virginia (Bobby Lewis 35, Billy Cunningham 33)
- Dec. 14, 1964 vs. Vanderbilt (Bobby Lewis 31, Billy Cunningham 30) in Greensboro
- Jan. 11, 1955 vs. Virginia (Lennie Rosenbluth 32, Tony Radovich 30)



LENNIE ROSENBLUTH led Carolina to a perfect season in 1957. The Bronx native scored more points in three seasons (2,047) than any Tar Heel in history.

MOST CONSECUTIVE 25-POINT GAMES

- 12 Charlie Scott, 1969-70 (29 vs. Duke, 35 at Clemson, 43 vs. Wake Forest, 28 at Maryland, 30 vs. Virginia, 31 at Wake Forest, 33 vs. NC State, 32 vs. Clemson in Charlotte, 26 vs. Georgia Tech in Charlotte, 26 vs. Maryland, 26 vs. South Carolina, 28 vs. Virginia Tech)
- 10 Lennie Rosenbluth, 1955-56 and 1956-57 (45 vs. William & Mary, 34 at Virginia, 33 vs. Wake Forest, 26 at NC State, 31 vs. Duke, 35* vs. Virginia in Raleigh, 26* vs. Wake Forest in Raleigh; 47 vs. Furman, 26 vs. Clemson in Charlotte, 27 vs. George Washington in Norfolk, Va.)
- 7 Bobby Lewis, 1964-65 and 1965-66 (27* vs. Wake Forest in Raleigh; 28 at Clemson, 34 vs. William & Mary, 30 at Ohio State, 43 vs. Richmond, 33 at Vanderbilt, 49 vs. Florida State)
- 6 Billy Cunningham, 1963-64 (25 vs. South Carolina, 29 at Clemson, 29 vs. Indiana in Charlotte, 32 at Kentucky, 25 at LSU, 26 at Tulane)
- 5 Bobby Lewis, 1964-65 (28 vs. NC State, 35 at Virginia, 25 vs. Maryland, 25 vs. NYU in Greensboro, 35 vs. Wake Forest)
- 5 Billy Cunningham, 1963-64 (40 vs. Wake Forest, 27 vs. NC State, 30 vs. Virginia Tech, 26 vs. Virginia, 33 vs. Wake Forest)

MOST 20-POINT GAMES — SEASON

- 28 Lennie Rosenbluth, 1956-57
- 27 Tyler Hansbrough, 2007-08
- 26 Antawn Jamison, 1997-98
- 23 Bobby Lewis, 1965-66
- 22 Charlie Scott, 1969-70
- 22 Larry Miller, 1967-68

MOST 20-POINT GAMES — CAREER

- 79 Tyler Hansbrough, 2005-09 (*ACC record*)
- 63 Lennie Rosenbluth, 1954-57
- 60 Larry Miller, 1965-68
- 58 Phil Ford, 1974-78
- 50 Charlie Scott, 1967-70
- 50 Billy Cunningham, 1962-65

MOST CONSECUTIVE 20-POINT GAMES

20	Lennie Rosenbluth in 1956-57
13	Charlie Scott in 1969-70
13	Lennie Rosenbluth in 1955-56
12	Bobby Lewis in 1965-66
10	Larry Miller in 1966-67

MOST POINTS — SEASON (by class)

Senior	897 by Lennie Rosenbluth, 1956-57
Junior	882 by Tyler Hansbrough, 2007-08
Sophomore	721 by Michael Jordan, 1982-83
Freshman	600 by Joseph Forte, 1999-00

MOST POINTS — SEASON (600 or more)

897	Lennie Rosenbluth, 1956-57	senior
882	Tyler Hansbrough, 2007-08	junior
822	Antawn Jamison, 1997-98	junior
740	Bobby Lewis, 1965-66	junior
731	Justin Jackson, 2016-17	junior
731	Charlie Scott, 1969-70	senior
721	Michael Jordan, 1982-83	sophomore
717	Larry Miller, 1967-68	senior
714	Charles Scott, 1968-69	junior
707	Hubert Davis, 1991-92	senior
704	Tyler Hansbrough, 2008-09	senior
700	Larry Miller, 1966-67	junior
699	Tyler Hansbrough, 2006-07	sophomore
690	Joseph Forte, 2000-01	sophomore
687	Brad Daugherty, 1985-86	senior
678	Brice Johnson, 2015-16	senior
669	Al Wood, 1980-81	senior
668	Antawn Jamison, 1996-97	sophomore
652	Jerry Stackhouse, 1994-95	sophomore
648	Harrison Barnes, 2011-12	sophomore
647	Wayne Ellington, 2007-08	sophomore
647	Sean May, 2004-05	junior
637	Shammond Williams, 1997-98	senior
635	Armando Bacot, 2021-22	junior
625	Luke Maye, 2017-18	junior
625	Phil Ford, 1977-78	senior
623	Brad Daugherty, 1984-85	junior
623	Billy Cunningham, 1963-64	junior
621	Caleb Love, 2021-22	sophomore
621	Tyler Zeller, 2011-12	senior
617	Joel Berry, 2017-18	senior
617	Phil Ford, 1976-77	junior
614	Lennie Rosenbluth, 1955-56	junior
609	Billy Cunningham, 1964-65	senior
608	Cameron Johnson, 2018-19	red-shirt senior
607	Michael Jordan, 1983-84	junior
604	Robert McAdoo, 1971-72	junior
602	Wayne Ellington, 2008-09	junior
600	Joseph Forte, 1999-2000	freshman
600	Eric Montross, 1992-93	junior

HIGHEST SCORING AVERAGE IN A SEASON (by class)

Senior	28.0 by Lennie Rosenbluth, 1956-57
Junior	27.4 by Bobby Lewis, 1965-66
Sophomore	25.5 by Lennie Rosenbluth, 1954-55
Freshman	18.9 by Tyler Hansbrough, 2005-06

HIGHEST SCORING AVERAGE — SEASON (20.0 points or more)

28.0	Lennie Rosenbluth, 1956-57
27.4	Bobby Lewis, 1965-66
27.1	Charlie Scott, 1969-70
26.7	Lennie Rosenbluth, 1955-56
26.0	Billy Cunningham, 1963-64
25.5	Lennie Rosenbluth, 1954-55
25.4	Billy Cunningham, 1964-65
23.1	York Larese, 1960-61
22.7	Billy Cunningham, 1962-63
22.6	Tyler Hansbrough, 2007-08
22.4	Larry Miller, 1967-68
22.3	Charlie Scott, 1968-69
22.2	Antawn Jamison, 1997-98

21.9	Larry Miller, 1966-67
21.4	Hubert Davis, 1991-92
21.3	Pete Brennan, 1957-58
21.0	Bobby Lewis, 1964-65
20.9	Joseph Forte, 2000-01
20.9	Larry Miller, 1965-66
20.8	Phil Ford, 1977-78
20.7	Tyler Hansbrough, 2008-09
20.6	George Glamack, 1940-41
20.4	Doug Moe, 1960-61
20.2	Brad Daugherty, 1985-86
20.0	Rashad McCants, 2003-04
20.0	Michael Jordan, 1982-83

MOST POINTS BY TWO PLAYERS — SEASON

1,529	Tyler Hansbrough (882) and Wayne Ellington (647), 2007-08
1,459	Antawn Jamison (822) and Shammond Williams (637), 1997-98
1,414	Antawn Jamison (822) and Vince Carter (592), 1997-98
1,368	Lennie Rosenbluth (897) and Pete Brennan (471), 1956-57
1,314	Michael Jordan (721) and Sam Perkins (593), 1982-83

HIGHEST AVERAGE BY TWO PLAYERS — SEASON

48.3	Bobby Lewis (27.4) and Larry Miller (20.9), 1965-66
46.4	Billy Cunningham (25.4) and Bobby Lewis (21.0), 1964-65
43.5	York Larese (23.1) and Doug Moe (20.4), 1960-61
42.7	Lennie Rosenbluth (28.0) and Pete Brennan (14.7), 1956-57
41.1	Charlie Scott (27.1) and Dennis Wuycik (14.0), 1969-70

MOST POINTS BY THREE PLAYERS — SEASON

2,051	Antawn Jamison (822), Shammond Williams (637), Vince Carter (592), 1997-98
1,976	Tyler Hansbrough (882), Wayne Ellington (647), Danny Green (447), 2007-08
1,887	Tyler Hansbrough (704), Wayne Ellington (602), Ty Lawson (581), 2008-09
1,845	Armando Bacot (635) , Caleb Love (621), Brady Manek (589), 2021-22
1,790	Justin Jackson (731), Joel Berry II (558), Kennedy Meeks (501), 2016-17

HIGHEST AVERAGE BY THREE PLAYERS — SEASON

58.1	Bobby Lewis (27.4), Larry Miller (20.9), Tom Gauntlett (9.8), 1965-66
55.8	Larry Miller (22.4), Charlie Scott (17.6), Rusty Clark (15.8), 1967-68
55.5	Lennie Rosenbluth (28.0), Pete Brennan (14.7), Tommy Kearns (12.8), 1956-57
55.1	Billy Cunningham (25.4), Bobby Lewis (21.0), Ray Respass (8.7), 1964-65
55.1	York Larese (23.1), Doug Moe (20.4), Jim Hudock (11.6), 1960-61

SIX PLAYERS IN DOUBLE FIGURES — SEASON

1988-89	J.R. Reid (15.9), Kevin Madden (14.6), Steve Bucknall (13.1), Jeff Lebo (12.2), Rick Fox (11.5) and Scott Williams (11.4)
---------	---

FIVE PLAYERS IN DOUBLE FIGURES — SEASON

2017-18	Joel Berry II (17.1), Luke Maye (16.9), Cameron Johnson (12.4), Kenny Williams (11.4) and Theo Pinson (10.3)
2008-09	Tyler Hansbrough (20.7), Ty Lawson (16.6), Wayne Ellington (15.8), Danny Green (13.1) and Deon Thompson (10.6)
2004-05	Sean May (17.5), Rashad McCants (16.0), Jawad Williams (13.1), Raymond Felton (12.9) and Marvin Williams (11.3)
1994-95	Jerry Stackhouse (19.2), Rasheed Wallace (16.6), Donald Williams (15.5), Jeff McInnis (12.4) and Dante Calabria (10.5)
1986-87	Kenny Smith (16.9), Joe Wolf (15.2), J.R. Reid (14.7), Jeff Lebo (13.5) and Dave Popson (10.0)
1971-72	Robert McAdoo (19.5), Dennis Wuycik (18.0), George Karl (11.0), Bill Chamberlain (10.9) and Bobby Jones (10.2)
1958-59	York Larese (15.1), Lee Shaffer (13.2), Doug Moe (12.6), Harvey Salz (11.9) and Dick Kepley (10.6)



PHIL FORD held the Carolina scoring record from 1978 to 2009 and is the only Tar Heel with 2,000 points and 700 assists. He was National Player of the Year, ACC Athlete and Player of the Year and NBA Rookie of the Year.

FOUR PLAYERS WITH 1,000 CAREER POINTS ON SAME TEAM

2022-23 Armando Bacot, Caleb Love, RJ Davis, Pete Nance*
 2016-17 Joel Berry II, Isaiah Hicks, Justin Jackson, Kennedy Meeks
 2008-09 Wayne Ellington, Danny Green, Tyler Hansbrough, Ty Lawson
 2004-05 Raymond Felton, Sean May, Rashad McCants, Jawad Williams
 2000-01 Jason Capel, Joseph Forte, Brendan Haywood, Kris Lang

* Nance scored 1,025 points in four seasons at Northwestern before transferring to UNC and playing one season with the Tar Heels

MOST POINTS BY YEARS PLAYED

Four years: 2,872 by Tyler Hansbrough, 2005-09
Three years: 2,047 by Lennie Rosenbluth, 1954-57
Two years: 1,290 by Joseph Forte, 1999-2001
One year: 604 by Robert McAdoo, 1971-72

MOST POINTS — CAREER (1,000 points or more)

Rank	Pts	Player
1.	2,872	Tyler Hansbrough, 2005-2009 (ACC record)
2.	2,290	Phil Ford, 1974-78
3.	2,145	Sam Perkins, 1980-84
4.	2,047	Lennie Rosenbluth, 1954-57
5.	2,015	Al Wood, 1977-81
6.	2,007	Charlie Scott, 1967-70
7.	1,982	Larry Miller, 1965-68
8.	1,974	Antawn Jamison, 1995-98
9.	1,912	Brad Daugherty, 1982-86
10.	1,863	Walter Davis, 1973-77
11.	1,844	Marcus Paige, 2012-16
12.	1,836	Bobby Lewis, 1964-67
13.	1,813	Joel Berry II, 2014-18
14.	1,809	Armando Bacot, 2019-
15.	1,788	Michael Jordan, 1981-84
16.	1,765	Mike O’Koren, 1976-80
17.	1,747	George Lynch, 1989-93
18.	1,721	Rashad McCants, 2002-05
19.	1,716	Brice Johnson, 2012-16
20.	1,709	Billy Cunningham, 1962-65
21.	1,703	Rick Fox, 1987-91
22.	1,694	Wayne Ellington, 2006-09
23.	1,636	Kenny Smith, 1983-87
24.	1,627	Eric Montross, 1990-94
25.	1,626	Justin Jackson, 2014-17
	1,626	Jawad Williams, 2001-05
27.	1,615	Hubert Davis, 1988-92
28.	1,611	Mitch Kupchak, 1972-76


29.	1,567	Jeff Lebo, 1985-89
30.	1,552	J.R. Reid, 1986-89
31.	1,508	Scott Williams, 1986-90
32.	1,501	Tyler Zeller, 2008-12
33.	1,492	Donald Williams, 1991-95
34.	1,482	Kennedy Meeks, 2013-17
35.	1,476	Caleb Love, 2020-23
36.	1,469	Dennis Wuycik, 1969-72
37.	1,447	Jason Capel, 1998-2002
38.	1,444	Shammond Williams, 1994-98
39.	1,414	Deon Thompson, 2006-10
40.	1,411	Brendan Haywood, 1998-2001
41.	1,392	Luke Maye, 2015-19
	1,392	Kris Lang, 1998-2002
43.	1,375	Ty Lawson, 2006-09
44.	1,368	Danny Green, 2005-09
45.	1,339	Rusty Clark, 1966-69
46.	1,334	Pete Brennan, 1955-58
47.	1,316	Al Lifson, 1952-55
48.	1,304	RJ Davis, 2020-
49.	1,296	Kevin Madden, 1985-90
50.	1,293	George Karl, 1970-73
51.	1,290	Joseph Forte, 1999-01
52.	1,287	York Larese, 1958-61
53.	1,276	Garrison Brooks, 2017-21
54.	1,267	Vince Carter, 1995-98
55.	1,264	Bobby Jones, 1971-74
56.	1,262	Ed Cota, 1996-2000
57.	1,260	Raymond Felton, 2002-05
58.	1,254	Ademola Okulaja, 1995-99
59.	1,232	James Michael McAdoo, 2011-14
60.	1,231	Joe Wolf, 1983-87
61.	1,228	Harrison Barnes, 2010-12
62.	1,219	James Worthy, 1979-82
63.	1,213	Sean May, 2002-05
64.	1,191	George Glamack, 1938-41
65.	1,187	Jerry Vayda, 1952-56
66.	1,165	Matt Doherty, 1980-84
67.	1,150	Pete Chilcutt, 1987-91
68.	1,128	Jeff McInnis, 1993-96
69.	1,124	John Henson, 2009-12
70.	1,113	Brian Reese, 1990-94
71.	1,112	Isaiah Hicks, 2013-17
72.	1,098	Dante Calabria, 1992-96
73.	1,080	Jerry Stackhouse, 1993-95
74.	1,069	Bill Bunting, 1966-69
75.	1,060	John “Hook” Dillon, 1944-48
76.	1,053	Lee Shaffer, 1957-60
77.	1,019	Lee Dedmon, 1968-71
	1,019	Cartwright Carmichael, 1920-24
79.	1,018	Vince Grimaldi, 1950-53
80.	1,008	Bob Paxton, 1944-48
81.	1,007	Tommy LaGarde, 1973-77

HIGHEST SCORING AVERAGE BY YEARS PLAYED

Four years: 20.2 by Tyler Hansbrough, 2005-09
Three years: 26.9 by Lennie Rosenbluth, 1954-57
Two years: 18.6 by Joseph Forte, 1999-2001
One year: 19.5 by Robert McAdoo, 1971-72

HIGHEST SCORING AVERAGE – CAREER (15.0 or higher)

26.9	Lennie Rosenbluth, 1954-57
24.8	Billy Cunningham, 1962-65
22.1	Charlie Scott, 1967-70
22.1	Bobby Lewis, 1964-67
21.8	Larry Miller, 1965-68
20.2	Tyler Hansbrough, 2005-09
19.5	Robert McAdoo, 1971-72
19.0	Antawn Jamison, 1995-98
18.7	Joseph Forte, 1999-2001
18.6	Phil Ford, 1974-78
17.9	York Larese, 1958-61
17.7	Michael Jordan, 1981-84
17.6	Rashad McCants, 2002-05
16.9	Dennis Wuycik, 1969-72



LARRY MILLER is one of six Tar Heels to average 20 career points and is the only Tar Heel to earn ACC Tournament MVP honors twice (in 1967 and 1968). Miller is a 2022 NABC College Basketball Hall of Fame inductee.

- 16.8 George Glamack, 1938-41
- 16.5 Doug Moe, 1958-61
- 16.5 Pete Brennan, 1955-58
- 16.4 Harrison Barnes, 2010-12
- 16.2 J.R. Reid, 1986-89
- 16.0 Al Wood, 1977-81

- 15.9 Sam Perkins, 1980-84
- 15.8 Sean May, 2002-05
- 15.7 Walter Davis, 1973-77
- 15.7 Jerry Stackhouse, 1993-95
- 15.1 Mike O'Koren, 1976-80
- 15.0 Cameron Johnson, 2017-19

MOST GAMES SCORING IN DOUBLE FIGURES (season)

- 39 Tyler Hansbrough, 2007-08
- 37 Justin Jackson, 2016-17
- 37 Brice Johnson, 2015-16
- 36 Antawn Jamison, 1997-98
- 36 Eric Montross, 1992-93

MOST GAMES SCORING IN DOUBLE FIGURES – CAREER (100 or more)

- 133 Tyler Hansbrough, 2005-09 (ACC record)
- 118 Sam Perkins, 1980-84
- 112 Phil Ford, 1974-78
- 106 Walter Davis, 1973-77
- 104 Al Wood, 1977-81
- 100 Mike O'Koren, 1976-80

MOST CONSECUTIVE GAMES SCORING IN DOUBLE FIGURES

- 64 Larry Miller (all 32 games in both 1966-67 and 1967-68)
- 55 Tyler Hansbrough
- 52 Charlie Scott
- 43 Al Wood
- 40 Bobby Lewis
- 40 Billy Cunningham

FOUR TAR HEELS SCORING 20 POINTS IN SAME GAME

March 5, 2022 at Duke
(Armando Bacot 23, Caleb Love 22, RJ Davis 21, Brady Manek 20)

THREE TAR HEELS SCORING 20 POINTS IN SAME GAME

Dec. 17, 2022 vs. Ohio State (OT)
(Armando Bacot 28, Caleb Love 22, RJ Davis 21) in New York

March 5, 2022 at Duke (see above for four players)

Jan. 14, 2017 vs. Florida State
 (Joel Berry II 26, Isaiah Hicks 22, Justin Jackson 22)

^March 18, 2011 vs. LIU
 (Tyler Zeller 32, John Henson 28, Harrison Barnes 24) in Charlotte

Feb. 3, 2009 vs. Maryland
 (Wayne Ellington 34, Tyler Hansbrough 24, Ty Lawson 21)

*March 12, 2004 vs. Georgia Tech
 (Sean May 27, Rashad McCants 25, Raymond Felton 20) in Greensboro

Dec. 7, 2003 vs. George Mason
 (Sean May 26, Rashad McCants 21, Jawad Williams 21)

Feb. 17, 2002 vs. Florida State
 (Adam Boone 28, Kris Lang 21, Jason Capel 20)

Jan. 8, 1998 vs. Georgia Tech
 (Vince Carter 22, Antawn Jamison 20, Shammond Williams 20)

Jan. 25, 1995 vs. Florida State
 (Dante Calabria 26, Jeff McInnis 20, Jerry Stackhouse 20)

Feb. 2, 1995 at Duke (2 OT)
 (Jerry Stackhouse 25, Rasheed Wallace 25, Donald Williams 24)

Dec. 29, 1994 at Old Dominion
 (Jerry Stackhouse 29, Rasheed Wallace 24, Jeff McInnis 22)

Dec. 17, 1991 at Jacksonville
 (George Lynch 24, Eric Montross 21, Hubert Davis 20)

Jan. 28, 1987 at Clemson (Kenny Smith 41, J.R. Reid 22, Jeff Lebo 20)

Jan. 18, 1987 vs. NC State (J.R. Reid 31, Kenny Smith 22, Joe Wolf 20)

Feb. 27, 1983 vs. Clemson
 (Jim Braddock 21, Michael Jordan 21, Sam Perkins 21)

Feb. 16, 1983 at Maryland
 (Michael Jordan 25, Matt Doherty 21, Sam Perkins 20)

Jan. 17, 1976 at Duke (Phil Ford 22, Walter Davis 21, Mitch Kupchak 20)

Feb. 14, 1976 at Tulane (4 OT)
 (Mitch Kupchak 35, Walter Davis 26, Phil Ford 22)

Dec. 4, 1971 at Pittsburgh
 (Robert McAdoo 27, Dennis Wuycik 21, George Karl 20)

Jan. 18, 1969 at Wake Forest
 (Charlie Scott 26, Lee Dedmon 22, Bill Bunting 20)

Feb. 1, 1969 vs. Maryland
 (Bill Bunting 30, Charlie Scott 21, Rusty Clark 20)

Dec. 30, 1968 vs. Princeton
 (Rusty Clark 24, Charlie Scott 22, Bill Bunting 21) in New York City

Dec. 16, 1968 vs. Clemson
 (Bill Bunting 21, Dick Grubar 20, Charlie Scott 20)

Jan. 3, 1968 vs. Wake Forest
 (Rusty Clark 23, Charlie Scott 22, Larry Miller 20)

Dec. 29, 1967 vs. Utah
 (Larry Miller 24, Charlie Scott 24, Rusty Clark 21) in Portland, Ore.

Dec. 30, 1966 vs. Ohio State
 (Rusty Clark 24, Bobby Lewis 23, Larry Miller 23) in Charlotte

Feb. 6, 1965 vs. NYU
 (Bobby Lewis 25, Billy Cunningham 24, Ian Morrison 20) in Charlotte

Dec. 2, 1963 vs. South Carolina
 (Billy Cunningham 25, Ray Respass 22, Mike Cooke 20)

Jan. 18, 1961 at NC State
 (York Larese 27, Doug Moe 27, Jim Hudock 20)

Feb. 1, 1958 at South Carolina
 (Tom Kearns 27, Lee Shaffer 23, Pete Brennan 22)

Jan. 18, 1958 at Clemson
 (Pete Brennan 26, Lee Shaffer 22, Tom Kearns 21)

Dec. 10, 1957 at George Washington
 (Tom Kearns 22, Pete Brennan 20, Lee Shaffer 20)

Dec. 28, 1956 vs. Duke
 (Lennie Rosenbluth 32, Tom Kearns 21, Pete Brennan 20) in Raleigh

FIVE PLAYERS WITH 15 OR MORE POINTS

Dec. 20, 2003 vs. Wake Forest (Rashad McCants 25, Raymond Felton 22, Jawad Williams 17, Melvin Scott 16, Sean May 15)

Dec. 22, 1994 at Hawai'i (Jerry Stackhouse 21, Donald Williams 17, Dante Calabria 15, Jeff McInnis 15, Rasheed Wallace 15)

Feb. 12, 1972 vs. Georgia Tech (Dennis Wuycik 24, George Karl 19, Bobby Jones 17, Bill Chamberlain 16, Robert McAdoo 16) in Charlotte

SCORED 50 PERCENT OR MORE OF CAROLINA'S POINTS

- *55.6% Lennie Rosenbluth vs. Clemson, March. 7, 1957 (45 of 81 points) in Raleigh
- 54.2 Michael Jordan vs. Georgia Tech, Jan. 29, 1983 (39 of 72) in Greensboro
- *52.5 Al Wood vs. Duke, Feb. 29, 1980 (32 of 61) in Greensboro
- 51.3 Lennie Rosenbluth at William & Mary, Dec. 11, 1954 (39 of 76)
- *51.0 Billy Cunningham vs. Duke, March. 6, 1964 (25 of 49) in Raleigh
- 50.8 Lennie Rosenbluth at Maryland, Feb. 12, 1955 (31 of 61)
- 50.0 Lennie Rosenbluth vs. Furman, Dec. 4, 1956 (47 of 94)
- 50.0 York Larese vs. Maryland, Feb. 4, 1959 (32 of 64)
- ^50.0 Al Wood vs. Virginia, March 28, 1981 (39 of 78) in Philadelphia

THREE PLAYERS WITH 20 POINTS, TWO OTHER PLAYERS WITH 10 REBOUNDS

Jan. 14, 2017 vs. Florida State (Joel Berry 26, Isaiah Hicks 22, Justin Jackson 22 points; Luke Maye 15, Theo Pinson 10 rebounds)

THREE PLAYERS WITH 20 POINTS, ANOTHER WITH 10 REBOUNDS

Dec. 17, 2022 vs. Ohio State (OT) (**Armando Bacot 28**, Caleb Love 22, **RJ Davis 21** points; Pete Nance 10 rebounds) in New York

Jan. 8, 1998 vs. Georgia Tech (Vince Carter 22, Antawn Jamison 20, Shammond Williams 20 points; Ademola Okulaja 10 rebounds)

Jan. 28, 1987 at Clemson (Kenny Smith 41, J.R. Reid 22, Jeff Lebo 20 points; Joe Wolf 10 rebounds)

Feb. 1, 1969 vs. Maryland (Bill Bunting 30, Charlie Scott 21, Rusty Clark 20 points; Lee Dedmon 10 rebounds)

Dec. 16, 1968 vs. Clemson (Bill Bunting 21, Dick Grubar 20, Charlie Scott 20 points; Rusty Clark 12 rebounds)

Dec. 10, 1957 at George Washington (Tommy Kearns 22, Pete Brennan 20, Lee Shaffer 20 points; Dick Kepley 11 rebounds)

Dec. 28, 1956 vs. Duke (Lennie Rosenbluth 32, Tommy Kearns 21, Pete Brennan 20 points; Joe Quigg 12 rebounds) in Raleigh

ONE PLAYER WITH 25 POINTS, ANOTHER WITH 20 REBOUNDS, ANOTHER WITH 10 ASSISTS

Dec. 6, 1996 vs. Southern California (Antawn Jamison 26 points, Serge Zwikker 20 rebounds, Ed Cota 12 assists) in Charlotte

ONE PLAYER WITH 30 POINTS, ANOTHER WITH 15 REBOUNDS, ANOTHER WITH 10 ASSISTS

^March 18, 2011 vs. Long Island (Tyler Zeller 32 points, Harrison Barnes 16 rebounds, Kendall Marshall 10 assists) in Charlotte

ONE PLAYER WITH 25 POINTS, ANOTHER WITH 10 REBOUNDS, ANOTHER WITH 15 ASSISTS

Nov. 13, 2011 at UNC Asheville (Tyler Zeller 27 points, John Henson 12 rebounds, Kendall Marshall 15 assists)

HIGHEST SCORING INCREASES FROM ONE SEASON TO THE NEXT (10 or more point increases)

12.1 Donald Williams (2.2 in 1991-92 to 14.3 in 1992-93)

12.0 Larry Brown (4.5 in 1960-61 to 16.5 in 1961-62)

12.0 Reyshawn Terry (2.3 in 2004-05 to 14.3 in 2005-06)

11.3 Luke Maye (5.5 in 2016-17 to 16.9 in 2017-18)

10.9 Coy Carson (4.4 in 1947-48 to 15.3 in 1948-49)



DONALD WILLIAMS improved his scoring average by 12.1 points from his freshman to sophomore seasons, the largest increase by a Tar Heel.

10.2 Donnie Walsh (3.2 in 1960-61 to 13.4 in 1961-62)

10.1 Bill Bunting (7.9 in 1967-68 to 18.0 in 1968-69)

MOST POINTS — GAME BY A FRESHMAN (30 OR MORE)

*\$40 Harrison Barnes vs. Clemson, March 12, 2011 in Greensboro

\$40 Tyler Hansbrough vs. Georgia Tech, Feb. 15, 2006

@34 Cole Anthony vs. Notre Dame, Nov. 6, 2019

34 Coby White vs. Syracuse, Feb. 26, 2019

33 Coby White vs. Miami, Feb. 9, 2019

33 Coby White vs. Texas, Nov. 22, 2018 in Las Vegas

31 Antawn Jamison at Maryland, Jan. 6, 1996

^31 J.R. Reid vs. Notre Dame, March 19, 1987 in East Rutherford, N.J.

31 J.R. Reid vs. NC State, Jan. 18, 1987

^31 Mike O'Koren vs. UNLV, March 26, 1977 in Atlanta

31 Walter Davis vs. Duke, March 2, 1974

30 Sam Perkins vs. Rutgers, Dec. 22, 1980 in Charlotte

\$ ACC freshman record, @ ACC record for first game

MOST POINTS BY TWO TAR HEELS IN THE SAME GAME (60 or more combined points)

TOTAL	LEADING SCORER	PTS	2ND SCORER	PTS	OPPONENT	DATE, SITE (home unless noted)
75	Bobby Lewis	43	Larry Miller	32	Richmond	Dec. 8, 1965
73	Shammond Williams	42	Antawn Jamison	31	Georgia Tech	Feb. 8, 1998 in Atlanta
70	Billy Cunningham	35	Bobby Lewis	35	Wake Forest	Feb. 9, 1965
70	Lennie Rosenbluth	45	Jerry Vayda	25	William & Mary	Feb. 7, 1956
69	Brice Johnson	39	Marcus Paige	30	Florida State	Jan. 4, 2016 in Tallahassee, Fla.
69	Bobby Lewis	49	Larry Miller	20	Florida State	Dec. 16, 1965
69	Billy Cunningham	48	Bobby Lewis	21	Tulane	Dec. 10, 1964
68	Bobby Lewis	35	Billy Cunningham	33	Virginia	Jan. 16, 1965 in Charlottesville, Va.
67	Tyler Hansbrough	39	Wayne Ellington	28	Clemson	Feb. 10, 2008
66	Lennie Rosenbluth	47	Joe Quigg	19	Furman	Dec. 4, 1956
65	York Larese	36	Doug Moe	29	South Carolina	Feb. 8, 1961 in Columbia, S.C.
65	Lennie Rosenbluth	45	Joe Quigg	20	Clemson	Jan. 14, 1956 in Clemson, S.C.
65	George Glamack	45	Bob Rose	20	Clemson	Feb. 10, 1941
64	Dennis Wuycik	39	Bill Chamberlain	25	Creighton	Dec. 12, 1970 in Charlotte
63	Kenny Smith	41	J.R. Reid	22	Clemson	Jan. 28, 1987 in Clemson, S.C.
63	Bobby Lewis	37	Larry Miller	26	Wake Forest	Feb. 3, 1966
63	Larry Miller	33	Bobby Lewis	30	Ohio State	Dec. 6, 1965 in Columbus, Ohio
62	Joseph Forte	38	Brendan Haywood	24	Tulsa	Nov. 11, 2000
62	Bobby Lewis	33	Larry Miller	29	Utah	Dec. 30, 1965 in Raleigh
62	Michael Jordan	39	Sam Perkins	23	Georgia Tech	Jan. 29, 1983 in Greensboro
62	Lennie Rosenbluth	32	Tony Radovich	30	Virginia	Jan. 11, 1955
61	Bobby Lewis	31	Billy Cunningham	30	Vanderbilt	Dec. 14, 1964 in Greensboro
61	Mitch Kupchak	35	Walter Davis	26	Tulane	Feb. 14, 1976 in New Orleans
60	Charlie Scott	43	Bill Chamberlain	17	Wake Forest	Jan. 17, 1970
^60	Tyler Zeller	32	John Henson	28	Long Island	March 18, 2011 in Charlotte
60	Bobby Lewis	33	Larry Miller	27	South Carolina	Feb. 19, 1966 in Charlotte
*60	Lennie Rosenbluth	38	Pete Brennan	22	South Carolina	March 9, 1957 in Raleigh

^ Zeller and Henson scored 60 points in the first round of the 2011 NCAA Tournament vs. Long Island University

* Rosenbluth and Brennan scored 60 points in the 1957 ACC Tournament championship game

MOST POINTS — CONSECUTIVE GAMES BY A FRESHMAN

- 65 Tyler Hansbrough, 2005-06 (25 at Miami, 40 vs. Georgia Tech)
- 62 Coby White, 2018-19 (34 vs. Syracuse, 28 at Clemson)
- 58 Harrison Barnes, 2010-11 (18* vs. Miami in Greensboro, 40* vs. Clemson in Greensboro)
- 58 J.R. Reid, 1986-87 (27^ vs. Michigan in Charlotte, 31^ vs. Notre Dame in East Rutherford, N.J.)
- 57 Tyler Hansbrough, 2005-06 (40 vs. Georgia Tech, 17 vs. Wake Forest)
- 57 Antawn Jamison, 1995-96 (26 vs. NC State, 32 at Maryland)

MOST POINTS — GAME BY TWO FRESHMEN

- 50 Coby White (27), Nassir Little (23) vs. Virginia Tech, Jan. 21, 2019
- 48 Harrison Barnes (40), Kendall Marshall vs. Clemson, March 12, 2011 in Greensboro
- 48 Raymond Felton (28), Rashad McCants (20) at NC State, Jan. 26, 2003

MOST 40-POINT GAMES — FRESHMAN

- 1 Harrison Barnes, *40 vs. Clemson, March 12, 2011 in Greensboro
- 1 Tyler Hansbrough, 40 vs. Georgia Tech, Feb. 25, 2006

MOST 30-POINT GAMES — FRESHMAN

- 3 Coby White, 2018-19 (33 vs. Texas, 33 vs. Miami, 34 vs. Syracuse)
- 2 J.R. Reid, 1986-87 (^31 vs. Notre Dame, 31 vs. NC State)
- 1 six other players

MOST 25-POINT GAMES — FRESHMAN

- 6 Rashad McCants, 2002-03
- 5 Cole Anthony, 2019-20
- 5 Coby White, 2018-19
- 5 Tyler Hansbrough, 2005-06
- 3 Harrison Barnes, 2010-11
- 3 Joseph Forte, 1999-00
- 3 Antawn Jamison, 1995-96
- 3 J.R. Reid, 1986-87

MOST 20-POINT GAMES — FRESHMAN

- 14 Tyler Hansbrough, 2005-06
- 12 Rashad McCants, 2002-03
- 10 Phil Ford, 1974-75
- 9 Cole Anthony, 2019-20
- 9 Joseph Forte, 1999-00

MOST POINTS — SEASON BY A FRESHMAN

- 600 Joseph Forte, 1999-2000
- 594 Rashad McCants, 2002-03
- 587 Tyler Hansbrough, 2005-06
- 580 Harrison Barnes, 2010-11
- 562 Coby White, 2018-19
- 550 Sam Perkins, 1980-81
- 545 Brandan Wright, 2006-07
- 528 J.R. Reid, 1986-87
- 508 Phil Ford, 1974-75
- 484 Antawn Jamison, 1995-96
- 460 Michael Jordan, 1981-82

HIGHEST SCORING AVERAGE — FRESHMAN

- 18.9 Tyler Hansbrough, 2005-06
- 18.5 Cole Anthony, 2019-20
- 17.0 Rashad McCants, 2002-03
- 16.7 Joseph Forte, 1999-2000
- 16.4 Phil Ford, 1974-75

MOST DOUBLE-FIGURE SCORING GAMES TO START A FRESHMAN SEASON

- 20 Rashad McCants, 2002-03
- 18 Brandan Wright, 2006-07
- 6 Tony Bradley, 2016-17
- 6 Michael Jordan, 1981-82
- 5 RJ Davis, 2020-21**
- 5 J.R. Reid, 1986-87
- 5 Kenny Smith, 1983-84
- 5 Jerry Vayda, 1952-53



BRANDAN WRIGHT has a share of the school record for most games scoring in double figures as a freshman. The 2007 ACC Rookie of the Year had 33 double-figure games that season and led UNC to an ACC Tournament title.

MOST GAMES SCORING IN DOUBLE FIGURES – FRESHMAN

- 33 Brandan Wright, 2006-07
- 33 Rashad McCants, 2002-03
- 32 Joseph Forte, 1999-00
- 32 Sam Perkins, 1980-81
- 31 J.R. Reid, 1986-87

* ACC Tournament

^ NCAA Tournament

~ NIT



FASTEST TO 1,000 & 2,000 POINTS



Fewest Games to Score 1,000 Points

Games	Player	Date	Opponent
40	Lennie Rosenbluth	Feb. 15, 1956	Wake Forest
41	Billy Cunningham	Feb. 22, 1964	at NC State
42	Bobby Lewis	Feb. 7, 1966	South Carolina
46	Larry Miller	Feb. 14, 1967	at NC State
52	Charlie Scott	Feb. 14, 1969	vs. South Carolina in Charlotte
54	Tyler Hansbrough	Feb. 2, 2007	at NC State
56	Rashad McCants	Feb. 10, 2004	at Georgia Tech
56	Joseph Forte	Feb. 1, 2001	at Duke
57	Phil Ford	Feb. 28, 1976	Duke
59	Antawn Jamison	March 2, 1997	Duke
60	York Larese	Jan. 10, 1961	Wake Forest
61	Harrison Barnes	Feb. 8, 2012	Duke
62	J.R. Reid	March 6, 1988	at Duke
62	Michael Jordan	Feb. 24, 1983	Wake Forest
62	Dennis Wycik	Dec. 18, 1971	vs. NC State in Greensboro
63	George Glamack	Feb. 7, 1941	Duke
65	Jerry Stackhouse	^March 17, 1995	vs. Murray State in Tallahassee, Fla.
65	Mike O'Koren	Dec. 9, 1978	Jacksonville
66	Walter Davis	Jan. 3, 1976	vs. Duke in Greensboro
66	Pete Brennan	Jan. 7, 1958	William & Mary
67	Al Lifson	Feb. 20, 1954	Duke
68	Sean May	March 3, 2005	Florida State
68	Rusty Clark	Dec. 16, 1968	Clemson
69	Sam Perkins	^March 29, 1982	vs. Georgetown in New Orleans
71	James Worthy	Feb. 11, 1982	Maryland
71	Al Wood	Jan. 12, 1980	at Duke
72	Wayne Ellington	*March 16, 2008	vs. Clemson in Charlotte
72	Jerry Vayda	Dec. 10, 1955	South Carolina
73	Caleb Love	Nov. 24, 2022	at Portland
73	Lee Shaffer	Feb. 27, 1960	at Duke
76	Bobby Jones	Jan. 16, 1974	Wake Forest
78	Marcus Paige	Dec. 13, 2014	at Kentucky
78	Jawad Williams	Jan. 28, 2004	NC State
78	George Karl	Jan. 25, 1973	Virginia
79	Vince Grimaldi	Feb. 21, 1953	NC State
81	Cart Carmichael	%March 3, 1924	vs. Mississippi State in Atlanta
82	Armando Bacot	Jan. 29, 2022	NC State
83	RJ Davis	Jan. 4, 2023	Wake Forest
84	Ty Lawson	Jan. 4, 2009	Boston College
84	Raymond Felton	Feb. 3, 2005	NC State
85	Justin Jackson	Nov. 23, 2016	vs. Wisconsin in Maui
85	Jeff Lebo	Jan. 30, 1988	Georgia Tech
85	Mitch Kupchak	March 1, 1975	at Duke
86	Vince Carter	Jan. 24, 1998	Florida State
87	George Lynch	Feb. 2, 1992	at Georgia Tech
87	Lee Dedmon	~March 22, 1971	vs. Providence in New York City
89	Tyler Zeller	Dec. 10, 2011	Long Beach State
89	Kenny Smith	March 2, 1986	at Duke
89	Brad Daugherty	Feb. 13, 1985	at Maryland
91	James Capel	*March 9, 2001	vs. Clemson in Atlanta
91	Bill Bunting	*March 8, 1969	vs. Duke at Charlotte
92	James M McAdoo	Jan. 20, 2014	at Virginia
94	Jeff McInnis	Feb. 22, 1996	VMI
95	Joel Bery	Feb. 15, 2017	at NC State
95	Donald Williams	Dec. 2, 1994	vs. South Carolina in Charlotte
95	Eric Montross	March 7, 1993	Duke
98	Rick Fox	Feb. 17, 1990	Maryland
99	Kris Lang	*March 10, 2001	vs. Georgia Tech in Atlanta
100	John Henson	Feb. 15, 2012	at Miami
102	Tommy LaGarde	Feb. 9, 1977	Maryland
103	Scott Williams	^March 17, 1989	vs. Southern in Atlanta
104	Kevin Madden	Nov. 24, 1989	vs. James Madison in Maui
105	Brice Johnson	*March 14, 2015	vs. Notre Dame in Greensboro
106	Kennedy Meeks	Nov. 13, 2016	Chattanooga
107	Garrison Brooks	Nov. 30, 2020	vs. UNLV in Asheville, N.C.
108	Brendan Haywood	^Apr. 1, 2000	vs. Florida in Indianapolis
108	Hook Dillon	Feb. 13, 1948	at Maryland
109	Hubert Davis	Dec. 4, 1991	vs. Seton Hall in E. Rutherford, N.J.
110	Shammond Williams	Dec. 29, 1997	at Bethune-Cookman
112	Ed Cota	Dec. 12, 1999	Tennessee Tech
114	Joe Wolf	Feb. 8, 1987	Virginia
114	Matt Doherty	Jan. 28, 1984	Georgia Tech
115	Luke Maye	Dec. 15, 2018	Gonzaga
116	Bob Paxton	%March 5, 1948	vs. NC State in Durham
117	Danny Green	Dec. 18, 2008	Evansville
118	Brian Reese	Jan. 26, 1994	at Florida State
121	Deon Thompson	Nov. 23, 2009	Gardner-Webb
122	Ademola Okulaja	Jan. 6, 1999	at Florida State



RJ DAVIS and ARMANDO BACOT are two of Carolina's 81 players to score 1,000 points as a Tar Heel. Bacot reached the 1,000-point mark in his 82nd game and Davis in his 83rd.

126	Dante Calabria	Feb. 10, 1996	Georgia Tech
127	Pete Chilcutt	Feb. 13, 1991	Wake Forest
143	Isaiah Hicks	March 4, 2017	Duke

Fewest Games to Score 2,000 Points

Games	Player	Date	Opponent
75	Lennie Rosenbluth	^March 22, 1957	vs. Michigan State in Kansas City
91	Charlie Scott	~March 14, 1970	vs. Manhattan in New York City
100	Tyler Hansbrough	March 8, 2008	at Duke
110	Phil Ford	Jan. 21, 1978	Maryland
126	Al Wood	^March 30, 1981	vs. Indiana in Philadelphia
127	Sam Perkins	Feb. 18, 1984	NC State

^ NCAA Tournament

* ACC Tournament

~ NIT

% Southern Conference Tournament



FIELD GOALS



MOST FIELD GOALS MADE – GAME

- 21 Billy Cunningham vs. Tulane, Dec. 10, 1964
- 20 Lennie Rosenbluth vs. Furman, Dec. 4, 1956
- 19 Charlie Scott vs. Wake Forest, Jan. 17, 1970
- *19 Lennie Rosenbluth vs. Clemson, March 7, 1957
in Raleigh (*ACC Tournament record*)
- 19 Lennie Rosenbluth vs. William and Mary, Feb. 7, 1956
- 18 Bobby Lewis vs. Florida State, Dec. 16, 1965
- *17 Charlie Scott, March 8, 1969 in Charlotte
- 17 Bobby Lewis vs. Wake Forest, Feb. 3, 1966
- 17 Bobby Lewis vs. Richmond, Dec. 8, 1965

MOST FIELD GOALS MADE — ACC TOURNAMENT GAME

- *19 Lennie Rosenbluth vs. Clemson, quarterfinal, March 7, 1957
in Raleigh (*ACC record*)

MOST FIELD GOALS MADE — NCAA TOURNAMENT GAME

- ^16 Charlie Scott vs. Drake, NCAA 3rd place game, March 22, 1969
in Louisville, Ky.

MOST FIELD GOALS MADE — SMITH CENTER GAME

- 16 Antawn Jamison vs. Maryland, Feb. 14, 1998

MOST FIELD GOALS MADE — SEASON

- 316 Antawn Jamison, 1997-98
- 306 Lennie Rosenbluth, 1956-57
- 290 Charlie Scott, 1968-69
- 289 Tyler Hansbrough, 2007-08
- 284 Brad Daugherty, 1985-86
- 282 Michael Jordan, 1982-83
- 281 Charlie Scott, 1969-70
- 278 Larry Miller, 1966-67
- 274 Al Wood, 1980-81
- 270 Antawn Jamison, 1996-97

MOST FIELD GOALS MADE — CAREER

- 939 Tyler Hansbrough, 2005-2009
- 865 Phil Ford, 1974-78
- 825 Al Wood, 1977-81
- 805 Charlie Scott, 1967-70
- 787 Antawn Jamison, 1995-98
- 786 Sam Perkins, 1980-84
- 765 Larry Miller, 1965-68
- 760 Brad Daugherty, 1982-86
- 754 Walter Davis, 1973-77
- 722 Lennie Rosenbluth, 1954-57

MOST CONSECUTIVE FIELD GOALS MADE


- 16 Brad Daugherty (13x13 vs. UCLA and made first three attempts vs. Iona in 1985-86) (*ACC record*)
- 16 Brice Johnson (made last 11 attempts vs. UCLA and first five attempts vs. Appalachian State in 2015-16)

MOST CONSECUTIVE FIELD GOALS MADE — GAME

- 13 Brad Daugherty vs. UCLA, Nov. 24, 1985 (*ACC record*)
- 12 Scott Williams vs. Virginia, Jan. 13, 1990 (*ties record/ACC game*)

MOST FIELD GOALS ATTEMPTED — SEASON

- 632 Lennie Rosenbluth, 1956-57
- 611 Charlie Scott, 1969-70
- 596 Justin Jackson, 2016-17
- 577 Charlie Scott, 1968-69
- 558 Joseph Forte, 2000-01
- 553 Larry Miller, 1966-67
- 546 Antawn Jamison, 1997-98
- 545 Larry Miller, 1967-68
- 535 Tyler Hansbrough, 2007-08
- 534 Caleb Love, 2021-22



SCOTT WILLIAMS holds the ACC record for highest field goal percentage in a conference game. He made all 12 of his field goal attempts against Virginia on Jan. 13, 1990.

MOST FIELD GOALS ATTEMPTED — CAREER

- 1,752 Tyler Hansbrough, 2005-09
- 1,678 Charlie Scott, 1967-70
- 1,640 Phil Ford, 1974-78
- 1,572 Lennie Rosenbluth, 1954-57
- 1,498 Larry Miller, 1965-68
- 1,474 Al Wood, 1977-81
- 1,471 Marcus Paige, 2012-16
- 1,448 Joel Berry II, 2014-18
- 1,420 Walter Davis, 1973-77
- 1,387 Billy Cunningham, 1962-65

HIGHEST FIELD GOAL PERCENTAGE — GAME (min. 8 made)

- %1.000 Brad Daugherty vs. UCLA, Nov. 24, 1985 (13x13)
- **1.000 Scott Williams vs. Virginia, Jan. 13, 1990 (12x12)
- 1.000 Jeff McInnis vs. Cincinnati, Dec. 3, 1994 in Charlotte (10x10)
- 1.000 Rasheed Wallace vs. Colorado State, Dec. 9, 1993 (9x9)
- 1.000 Joe Wolf at NC State, Feb. 5, 1987 (9x9)
- 1.000 Brice Johnson vs. Maryland, Feb. 4, 2014 (8x8)
- ^ 1.000 Deon Thompson vs. Arkansas, March 23, 2008 in Raleigh
- 1.000 Ed Cota vs. NC State, Jan. 8, 2000 (8x8)
- 1.000 Rasheed Wallace vs. Marshall, Jan. 2, 1994 (8x8)
- 1.000 Eric Montross at Ohio State, Dec. 22, 1992 (8x8)
- 1.000 Brian Reese vs. Old Dominion, Dec. 1, 1992 (8x8)
- 1.000 Eric Montross vs. Old Dominion, Dec. 1, 1992 (8x8)
- 1.000 Mike O'Koren vs. Georgia Tech, Feb. 4, 1977 in Charlotte (8x8)
- 1.000 Mike O'Koren vs. Oral Roberts, Dec. 27, 1976 in Portland, Ore. (8x8)
- 1.000 Charlie Scott at Vanderbilt, Dec. 9, 1967 (8x8)

% ACC record for most FGs made without a miss
*** record for most FGs made in an ACC game*

HIGHEST FIELD GOAL PERCENTAGE — SEASON

.697	Brendan Haywood, 1999-2000 (191x274) (<i>ACC record</i>)
.668	Bobby Jones, 1971-72 (127x190)
.654	Rasheed Wallace, 1994-95 (238x364)
.648	Brad Daugherty, 1985-86 (284x438)
.648	Brendan Haywood, 1998-99 (160x247)
.646	Brandan Wright, 2006-07 (228x353)
.643	Mike O'Koren, 1977-78 (173x269)
.628	Armando Bacot, 2020-21 (137x218)
.626	Sam Perkins, 1980-81 (199x318)
.625	Brad Daugherty, 1984-85 (238x381)

**HIGHEST FIELD GOAL PERCENTAGE — CAREER
(min. 100 made and two seasons played)**

Name (Years Played)	Made	Att.	Pct.
Brendan Haywood (1997-01) (<i>ACC record</i>)	541	849	.637
Rasheed Wallace (1993-95)	377	594	.635
Brad Daugherty (1982-86)	760	1,226	.620
Bobby Jones (1971-74)	522	859	.608
Julius Peppers (1999-2001)	119	196	.607
J.R. Reid (1986-89)	584	972	.601
Warren Martin (1981-86)	256	431	.594
Dennis Wuycik (1969-72)	519	880	.590
Mitch Kupchak (1972-76)	651	1,110	.586
Eric Montross (1990-94)	626	1,070	.585
Tommy LaGarde (1973-77)	367	630	.583
Kevin Madden (1985-90)	519	893	.581
Antawn Jamison (1995-98)	787	1,364	.577
Sam Perkins (1980-84)	786	1,365	.576
Brice Johnson (2012-16)	714	1,242	.575
Mike O'Koren (1976-80)	643	1,124	.572
Isaiah Hicks (2013-17)	420	735	.571
Dave Chadwick (1968-71)	179	315	.568
Curtis Hunter (1982-87)	201	357	.563
Al Wood (1977-81)	825	1,474	.560
Armando Bacot (2019-)	680	1224	.556
John Virgil (1976-80)	233	419	.556
Kennedy Meeks (2103-17)	608	1,097	.554
Scott Williams (1986-90)	595	1,080	.551
Joe Wolf (1983-87)	511	928	.551

**LARGEST INCREASE IN FG PERCENTAGE FROM ONE SEASON TO THE NEXT
(min. 100 field goals made each season)**

15.9%	Armando Bacot, 2019-20 (46.9) to 2020-21 (62.8)
10.4%	Sean May, 2003-04 (46.3) to 2004-05 (56.7)
8.3%	Jawad Williams, 2003-04 (45.8) to 2004-05 (54.1)
8.0%	Cameron Johnson, 2017-18 (42.6) to 2018-19 (50.6)
7.5%	Hubert Davis, 1989-90 (44.6) to 1990-91 (52.1)
7.3%	James Worthy, 1980-81 (50.0) to 1981-82 (57.3)
7.0%	York Larese, 1959-60 (39.7) to 1960-61 (46.7)
6.6%	Shammond Williams, 1996-97 (42.2) to 1997-98 (48.8)
6.6%	Mike O'Koren, 1976-77 (57.7) to 1977-78 (64.3)
6.6%	Vince Carter, 1996-97 (52.5) to 1997-98 (59.1)

MADE 100 OR MORE FIELD GOALS IN FOUR SEASONS

Armando Bacot, 2019-
Kennedy Meeks, 2013-17
Tyler Hansbrough, 2005-09
Jawad Williams, 2001-05
Kris Lang, 1998-2002
George Lynch, 1989-93
Jeff Lebo, 1985-89
Brad Daugherty, 1982-86
Sam Perkins, 1980-84
Al Wood, 1977-81
Mike O'Koren, 1976-80
Phil Ford, 1974-78
Walter Davis, 1973-77



JEFF McINNIS holds the UNC record for highest field goal percentage in a game by a guard. He made all 10 shots from the floor against Cincinnati on Dec. 3, 1994.

MOST FIELD GOALS — GAME BY A FRESHMAN

^15	J.R. Reid vs. Notre Dame, March 19, 1987 in East Rutherford, N.J.
14	Antawn Jamison at Maryland, Jan. 6, 1996
^14	Mike O'Koren vs. UNLV, March 26, 1977 in Atlanta
14	Walter Davis vs. Duke, March 2, 1974
13	Tyler Hansbrough vs. Georgia Tech, Feb. 15, 2006
13	Sam Perkins vs. Rutgers, Dec. 22, 1980 in Charlotte
13	Mitch Kupchak at Wake Forest, Jan. 17, 1973

MOST FIELD GOALS — SEASON BY A FRESHMAN

228	Brandan Wright, 2006-07
228	Joseph Forte, 1999-2000
215	Rashad McCants, 2002-03
210	Harrison Barnes, 2010-11
201	Antawn Jamison, 1995-96

HIGHEST FIELD GOAL PERCENTAGE — GAME BY A FRESHMAN

1.000	Rasheed Wallace (9x9) vs. Colorado State, Dec. 9, 1993
1.000	Rasheed Wallace (8x8) vs. Marshall, Jan. 2, 1994
1.000	Mike O'Koren (8x8) vs. Oral Roberts, Dec. 27, 1976 in Portland
1.000	Mike O'Koren (8x8) vs. Georgia Tech, Feb. 4, 1977 in Charlotte
1.000	Brandan Wright (7x7) vs. Wake Forest, Feb. 10, 2007
1.000	Kris Lang (7x7) at Clemson, Feb. 4, 1999

**HIGHEST FIELD GOAL PERCENTAGE — SEASON BY A FRESHMAN
(min. 4 FG per game)**

.646	Brandan Wright, 2006-07 (228x353)
.626	Sam Perkins, 1980-81 (199x318)
.624	Antawn Jamison, 1995-96 (201x322)
.604	Al Wood, 1977-78 (125x207)
.584	J.R. Reid, 1986-87 (198x339)

* *ACC Tournament*
^ *NCAA Tournament*
~ *NIT*



THREE-POINT FIELD GOALS



MOST THREE-POINTERS — GAME

- 8 Rashad McCants vs. Clemson, March 2, 2004
- 8 Raymond Felton at NC State, Jan. 26, 2003
- 8 Shammond Williams at Georgia Tech, Feb. 8, 1998
- 8 Jeff McInnis at Clemson, Feb. 14, 1996
- 8 Dante Calabria vs. Florida State, Jan. 25, 1995
- 8 Hubert Davis at Florida State, Feb. 27, 1992
- 7 Cole Anthony at Syracuse, Feb. 29, 2020
- 7 Cameron Johnson at Wake Forest, Feb. 16, 2019
- 7 Coby White vs. Miami, Feb. 9, 2019
- 7 Coby White vs. Texas, Nov. 22, 2018 in Las Vegas
- 7 Joel Berry II at Clemson, Jan. 3, 2017
- 7 Justin Jackson vs. Davidson, Dec. 7, 2016
- 7 Marcus Paige at NC State, Feb. 26, 2014
- ~7 Will Graves vs. Dayton, April 1, 2010 in New York City
- 7 Wayne Ellington vs. Maryland, Feb. 3, 2009
- 7 Wayne Ellington vs. Miami, Jan. 17, 2009
- 7 Rashad McCants at Georgia Tech, Feb. 10, 2004
- 7 Hubert Davis vs. Florida State, Dec. 15, 1991
- 7 Jeff Lebo at Richmond, Nov. 28, 1987

MOST THREE-POINTERS — HALF

- 7 Wayne Ellington vs. Miami, Jan. 17, 2009 (2nd half)
- ^6 Caleb Love vs. Marquette, NCAA East 2nd, March 17, 2022 (1st half) in Fort Worth, Texas
- 6 Kenny Williams at Stanford, Nov. 20, 2017 (1st half)
- 6 Danny Green vs. UNC Asheville, Nov. 30, 2008 (2nd half)
- 6 Hubert Davis at Florida State, Feb. 27, 1992 (2nd half)

MOST THREE-POINTERS — ACC REGULAR SEASON GAME

- 8 Rashad McCants vs. Clemson, March 2, 2004
- 8 Raymond Felton at NC State, Jan. 26, 2003
- 8 Shammond Williams at Georgia Tech, Feb. 8, 1998
- 8 Jeff McInnis at Clemson, Feb. 14, 1996
- 8 Dante Calabria vs. Florida State, Jan. 25, 1995
- 8 Hubert Davis at Florida State, Feb. 27, 1992

MOST THREE-POINTERS — ACC TOURNAMENT GAME

- *6 P.J. Hairston vs. Miami, final, March 17, 2013 in Greensboro
- *6 Harrison Barnes vs. Clemson, semifinal, March 12, 2011 in Greensboro
- *6 Jason Capel vs. Clemson, quarterfinal, March 9, 2001 in Atlanta
- *5 seven times (most recent: Brandon Robinson vs. Virginia Tech, 2020 1st Round in Greensboro)

MOST THREE-POINTERS — NCAA TOURNAMENT GAME

- ^6 Caleb Love vs. UCLA, NCAA East Semifinal, March 25, 2022 in Philadelphia
- ^6 Caleb Love vs. Marquette, NCAA East 2nd, March 17, 2022 in Fort Worth, Texas
- ^6 Marcus Paige vs. Indiana, East Regional Semifinal, March 25, 2016 in Philadelphia
- ^6 Shammond Williams vs. UNC Charlotte, East 2nd round, March 14, 1998 in Hartford, Conn.

MOST THREE-POINTERS — NCAA CHAMPIONSHIP GAME

- ^5 Donald Williams vs. Michigan, April 5, 1993 in New Orleans

MOST THREE-POINTERS — SMITH CENTER

- 8 Rashad McCants vs. Clemson, March 2, 2004
- 8 Dante Calabria vs. Florida State, Jan. 25, 1995
- 7 Coby White vs. Miami, Feb. 9, 2019 (OT) (freshman)
- 7 Justin Jackson vs. Davidson, Dec. 7, 2016
- 7 Wayne Ellington vs. Maryland, Feb. 3, 2009
- 7 Wayne Ellington vs. Miami, Jan. 17, 2009
- 7 Hubert Davis vs. Florida State, Dec. 15, 1991

MOST THREE-POINTERS — GAME BY A FRESHMAN

- 8 Raymond Felton at NC State, Jan. 26, 2003
- 7 Cole Anthony at Syracuse, Feb. 29, 2020
- 7 Coby White vs. Miami, Feb. 9, 2019
- 7 Coby White vs. Texas, Nov. 22, 2018 in Las Vegas
- 6 Cole Anthony vs. Notre Dame, Nov. 6, 2019
- 6 Coby White at Clemson, March 2, 2019
- 6 Coby White vs. Syracuse, Feb. 26, 2019



JUSTIN JACKSON made 63 three-pointers in his first two seasons, then connected on a school-record 105 in leading UNC to the 2017 national championship.

- *6 Harrison Barnes vs. Clemson, March 12, 2011 in Greensboro
- 6 Joseph Forte vs. Wake Forest, Feb. 12, 2000

MOST THREE-POINTERS IN CONSECUTIVE GAMES

- 13 Dante Calabria, 1994-95 (5 vs. Virginia Tech in Greensboro and 8 vs. Florida State)
- 13 Hubert Davis, 1991-92 (5 vs. NC State, 8 at Florida State)
- 12 Rashad McCants, 2003-04 (4 at NC State, 8 vs. Clemson)
- 12 Coby White, 2018-19 (6 vs. Syracuse and 6 at Clemson)
- 11 done nine times: most recent by Cole Anthony, 2019-20 (7 at Syracuse, 4 vs. Wake Forest)

MOST THREE-POINTERS IN THREE CONSECUTIVE GAMES

- 16 by Hubert Davis, 1991-92 (5 vs. NC State, 8 at Florida State, 3 at Maryland)
- 15 by Brady Manek, 2021-22 (5 vs. NC State, 4 at Louisville, 6 vs. Duke)
- 15 by Rashad McCants, 2003-04 (4 at NC State, 8 vs. Clemson, 3 at Duke)
- 15 by Rashad McCants, 2003-04 (7 at Georgia Tech, 4 vs. Maryland, 4 vs. Florida State)
- 15 by Hubert Davis, 1991-92 (2 at Virginia, 5 vs. NC State, 8 at Florida State)
- 15 by Jeff Lebo, 1987-88 (7 at Richmond, 2 vs. Stetson, 6 at Vanderbilt)
- 15 by Jeff Lebo, 1987-88 (4 vs. Syracuse, 4 vs. USC, 7 at Richmond)

FIVE OR MORE 3FGS IN CONSECUTIVE GAMES

- 13 by Dante Calabria: 5 vs. Virginia Tech, 8 vs. FSU, 1995
- 13 by Hubert Davis: 5 vs. NC State, 8 at Florida State, 1992
- 12 by Coby White: 6 vs. Syracuse, 6 at Clemson, 2019
- 11 by P.J. Hairston: *6 vs. Miami in Greensboro, ^5 vs. Villanova, 2013 in Kansas City
- 10 by Coby White: 5 vs. Virginia Tech, 5 at Georgia Tech, 2019
- 10 by Donald Williams: ^5 vs. Kansas, ^5 vs. Michigan, 1993 in New Orleans
- 10 by Donald Williams: 5 at NC State, 5 vs. Maryland, 1993

TWO PLAYERS WITH FIVE OR MORE 3FGS, SAME GAME

^Caleb Love 6, Brady Manek 5 vs. Marquette, NCAA 1st Round, March 17, 2022 in Fort Worth, Texas
 Cameron Johnson 6, Coby White 6 at Clemson, March 1, 2019
 Kenny Williams 6, Joel Berry II 5 at Stanford, Nov. 20, 2017
 Joel Berry II 5, Justin Jackson 5 vs. Virginia Tech, Jan. 26, 2017
 Ademola Okulaja 5, Shammond Williams 5 vs. Bethune-Cookman, Dec. 2, 1996

MOST CONSECUTIVE GAMES WITH A THREE-POINTER

45 Caleb Love (last 28 games in 2021-22, first 17 in 2022-23)
 41 Marcus Paige (last 30 games in 2014-15, his first 11 in 2015-16)
 34 Rashad McCants (last 19 games in 2003-04, first 15 in 2004-05)
 34 Shammond Williams (last 27 in 1996-97, first seven in 1997-98)
 34 Hubert Davis (last 21 games in 1990-91, first 13 in 1991-92)

MOST CONSECUTIVE THREE-POINTERS MADE

12 Raymond Felton, 2004-05 (*ACC record*) (3x3 at Virginia Tech, 2x2 vs. Vermont, 4x4 vs. UNCW, 3x3 vs. Cleveland State)

MOST THREE-POINTERS — SEASON

105 Justin Jackson, 2016-17
 98 Brady Manek, 2021-22
 96 Cameron Johnson, 2018-19
 95 Shammond Williams, 1996-97
 94 Marcus Paige, 2014-15
 93 Caleb Love, 2021-22
 93 Joel Berry II, 2017-18
 89 P.J. Hairston, 2012-13
 88 Joel Berry II, 2016-17
 88 Reggie Bullock, 2012-13

MOST THREE-POINTERS PER GAME — SEASON

2.71 Shammond Williams, 1996-97 (95 in 35 games)
 2.67 Cameron Johnson, 2018-19 (96 in 36 games)
 2.63 Justin Jackson, 2016-17 (105 in 40 games)
 2.62 P.J. Hairston, 2012-13 (89 in 34 games)
 2.60 Rashad McCants, 2003-04 (78 in 30 games)
 2.58 Joel Berry II, 2017-18 (93 in 36 games)
 2.58 Hubert Davis, 1991-92 (85 in 33 games)
 2.56 Donald Williams, 1994-95 (87 in 34 games)
 2.56 Kenny Smith, 1986-87 (87 in 34 games)

MOST THREE-POINTERS BY TWO PLAYERS — SEASON

193 Justin Jackson (105) and Joel Berry II (88), 2016-17
 191 Brady Manek (98) and Caleb Love (93), 2021-22
 178 Cameron Johnson (96) and Coby White (82), 2018-19
 177 P.J. Hairston (89) and Reggie Bullock (88), 2012-13
 165 Joel Berry II (93) and Kenny Williams (72), 2017-18

MOST THREE-POINTERS — CAREER

299 Marcus Paige, 2012-16
 266 Joel Berry II, 2014-18
 233 Shammond Williams, 1994-98
 229 Wayne Ellington, 2006-09
 221 Rashad McCants, 2002-05
 221 Donald Williams, 1991-95
 211 Jeff Lebo, 1985-89
 200 Caleb Love, 2020-23
 197 Hubert Davis, 1988-92
 193 Dante Calabria, 1992-96
 188 Reggie Bullock, 2010-13

MOST THREE-POINTERS BY YEARS PLAYED

Four years: 299 by Marcus Paige, 2012-16
Three years: 229 by Wayne Ellington, 2006-09
Two years: 143 by Cameron Johnson, 2017-19
One year: 98 by Brady Manek, 2021-22

MOST THREE-POINT ATTEMPTS — GAME

14 Rashad McCants at Florida State, Jan. 22, 2004
 14 Shammond Williams vs. Maryland, Jan. 8, 1997
 14 Rick Fox at NC State, Feb. 6, 1991
 14 Jeff Lebo vs. Iowa, Jan. 7, 1989
 14 Jeff Lebo vs. Temple, Feb. 21, 1988
 14 Kenny Smith at SMU, Dec. 30, 1986

MOST THREE-POINT ATTEMPTS — SEASON

284 Justin Jackson, 2016-17
 270 Joel Berry II, 2017-18
 258 Caleb Love, 2021-22
 244 Caleb Love, 2022-23
 243 Brady Manek, 2021-22
 238 Marcus Paige, 2014-15
 232 Coby White, 2018-19
 230 Joel Berry II, 2016-17
 227 Shammond Williams, 1996-97
 225 P.J. Hairston, 2012-13

MOST THREE-POINT ATTEMPTS — CAREER

798 Marcus Paige, 2012-16
 726 Joel Berry II, 2017-18
 630 Caleb Love, 2020-23
 578 Shammond Williams, 1994-98
 577 Wayne Ellington, 2006-09
 572 Donald Williams, 1991-95
 533 Rashad McCants, 2002-05
 498 Melvin Scott, 2001-05
 496 Justin Jackson, 2016-17
 493 Jeff Lebo, 1985-89

HIGHEST THREE-POINT PCT. — GAME (min. 5 made)

*1.000 Jason Capel vs. Clemson, March 9, 2001 (6x6), in Atlanta (*ties ACC record*)
 1.000 Joel Berry II vs. Duke, March 4, 2017 (5x5)
 1.000 Marcus Paige at NC State, Jan. 14, 2015 (5x5)
 ^1.000 Hubert Davis vs. Eastern Michigan, March 22, 1991 (5x5) in East Rutherford, N.J.
 1.000 Hubert Davis at Alabama, Nov. 30, 1989 (5x5)

HIGHEST THREE-POINT PCT. — SEASON (min. 50 made)

.496 Dante Calabria, 1994-95 (66x133)
 .489 Hubert Davis, 1990-91 (64x131)
 .472 Ty Lawson, 2008-09 (51x108)
 .464 Jeff Lebo, 1987-88 (78x168)
 .457 Cameron Johnson, 2018-19 (96x210)
 .450 Jeff Lebo, 1986-87 (67x149)
 .441 Wes Miller, 2005-06 (64x145)
 .440 Raymond Felton, 2004-05 (70x159)
 .438 Rick Fox, 1989-90 (70x160)
 .436 Reggie Bullock, 2012-13 (88x202)

HIGHEST THREE-POINT PCT. — CAREER (min. 100 made)

.435 Hubert Davis, 1988-92 (197x453)
 .428 Jeff Lebo, 1985-89 (211x493)
 .419 Reyshawn Terry, 2003-07 (103x246)
 .415 Rashad McCants, 2002-05 (221x533)
 .412 Dante Calabria, 1992-96 (193x469)
 .411 Cameron Johnson, 2017-19 (143x348)
 .403 Shammond Williams, 1994-98 (233x578)
 .403 Ty Lawson, 2006-09 (112x278)
 .397 Wayne Ellington, 2006-09 (229x577)
 .397 Jeff McInnis, 1993-96 (138x348)

MOST THREE-POINTERS — SEASON BY A FRESHMAN

82 Coby White, 2018-19
 72 Rashad McCants, 2002-03
 69 Raymond Felton, 2002-03
 67 Harrison Barnes, 2010-11
 66 Wayne Ellington, 2006-07

HIGHEST 3FG PERCENTAGE — SEASON BY A FRESHMAN (min. 25 made)

.420 Kerwin Walton, 2020-21 (58x138)
 .415 Jeff McInnis, 1993-94 (27x65)
 .414 Rashad McCants, 2002-03 (72x174)
 .371 Wayne Ellington, 2006-07 (66x178)
 .359 Joseph Forte, 1999-00 (56x156)

HIGHEST 3FG PERCENTAGE — SEASON BY A FRESHMAN (min. 50 made)

.420 Kerwin Walton, 2020-21 (58x138)
 .414 Rashad McCants, 2002-03 (72x174)
 .371 Wayne Ellington, 2006-07 (66x178)
 .359 Joseph Forte, 1999-00 (56x156)
 .358 Raymond Felton, 2002-03 (69x193)

* ACC Tournament; ^ NCAA Tournament; ~ NIT



FREE THROWS



TYLER HANSBROUGH is the NCAA's all-time leader in free throws made with **982**. He made more free throws than any other Tar Heel ever attempted.

MOST FREE THROWS MADE — GAME

- 21 York Larese vs. Duke, Dec. 29, 1959 in Raleigh (*ties ACC record*)
- 20 Tyler Zeller vs. Maryland, Feb. 29, 2012
- 19 Dennis Wuycik vs. Creighton, Dec. 12, 1970 in Charlotte
- 19 Larry Miller vs. Oregon State, Dec. 30, 1967 in Portland, Ore.
- 18 Pete Brennan at NC State, Feb. 18, 1958
- 17 Garrison Brooks vs. Georgia Tech, Jan. 4, 2020
- 17 Tyler Hansbrough vs. Clemson, Feb. 10, 2008
- *17 Charlie Scott vs. Virginia, March 5, 1970 in Charlotte
- 17 Lennie Rosenbluth at NC State, Jan. 15, 1957
- 17 Lennie Rosenbluth vs. Duke, Feb. 4, 1955
- 17 Lennie Rosenbluth vs. Duke, Dec. 29, 1954 in Raleigh

MOST FREE THROWS MADE — ACC TOURNAMENT GAME

- *17 Charlie Scott vs. Virginia, March 5, 1970 QF in Charlotte (*ACC record*)
- *15 Phil Ford vs. Clemson, March 7, 1975 SF in Greensboro (OT)
- *13 Lennie Rosenbluth vs. Virginia, March 1, 1956 QF in Raleigh
- *12 Tyler Hansbrough vs. Florida State, March 14, 2009 SF in Atlanta
- *11 nine times (most recent: Tyler Hansbrough vs. NC State, 2007 Championship)

MOST FREE THROWS MADE — NCAA TOURNAMENT GAME

- ^15 Ty Lawson vs. Michigan State, April 6, 2009 in Detroit
- ^14 Tyler Zeller vs. Long Island, March 18, 2011 East 1st in Charlotte
- ^14 Tyler Hansbrough vs. Georgetown, March 25, 2007 East Final (OT) in East Rutherford, N.J.
- ^14 Tommy Kearns vs. Syracuse, March 16, 1957 East Final in Philadelphia
- ^13 Tyler Hansbrough vs. Michigan State, March 17, 2007 East 2nd in Winston-Salem
- ^13 John Kuester vs. Kentucky, March 19, 1977 East Final in College Park, Md.

MOST FREE THROWS MADE — SMITH CENTER

- 20 Tyler Zeller vs. Maryland, Feb. 29, 2012
- 17 Garrison Brooks vs. Georgia Tech, Jan. 4, 2020
- 17 Tyler Hansbrough vs. Clemson, Feb. 10, 2008
- 14 RJ Davis vs. NC State, Jan. 21, 2023**
- 14 Garrison Brooks vs. NC State, Feb. 25, 2020
- 14 Cole Anthony vs. Boston College, Feb. 1, 2020
- 14 Tyler Hansbrough vs. Virginia Tech, Feb. 13, 2007
- 14 Tyler Hansbrough vs. Georgia Tech, Jan. 20, 2007
- 14 Tyler Hansbrough vs. Georgia Tech, Feb. 15, 2006
- 14 Tyler Hansbrough vs. NC State, Jan. 7, 2006

MOST CONSECUTIVE FREE THROWS MADE

- 41 Jeff Lebo (from Jan. 3 to March 12, 1989)
- 40 Caleb Love (from Feb. 16-March 11, 2022)
- 39 Bobby Lewis (from Feb. 12 to Feb. 22, 1966)

MOST FREE THROWS MADE — SEASON

- 304 Tyler Hansbrough, 2007-08 (*ACC record*)
- 285 Lennie Rosenbluth, 1956-57
- 249 Tyler Hansbrough, 2008-09
- 242 Tyler Hansbrough, 2006-07
- 222 Bobby Lewis, 1965-66
- 214 Pete Brennan, 1957-58
- 191 Sean May, 2004-05
- 189 Lennie Rosenbluth, 1954-55
- 187 Tyler Hansbrough, 2005-06
- 185 Pete Brennan, 1956-57
- 185 Jerry Stackhouse, 1994-95

MOST FREE THROWS MADE — CAREER

- 982 Tyler Hansbrough, 2005-09 (*NCAA record*)
- 603 Lennie Rosenbluth, 1954-57
- 561 Sam Perkins, 1980-84
- 560 Phil Ford, 1974-78
- 512 Bobby Lewis, 1964-67
- 506 Pete Brennan, 1955-58
- 479 Mike O'Koren, 1976-80
- 452 Larry Miller, 1965-68
- 448 Armando Bacot, 2019-**
- 431 Dennis Wuycik, 1969-72

MOST FREE THROWS ATTEMPTED — GAME

- 24 Billy Cunningham vs. Maryland, Jan. 13, 1964
- 24 Lennie Rosenbluth at Clemson, Jan. 14, 1956
- 23 Tyler Zeller vs. Maryland, Feb. 29, 2012
- 22 Dennis Wuycik vs. Creighton, Dec. 12, 1970 in Charlotte
- 22 Larry Miller vs. Oregon State, Dec. 30, 1967 in Raleigh

MOST FREE THROWS ATTEMPTED — ACC TOURNAMENT GAME

- *21 Charlie Scott vs. Virginia (17x21), quarterfinal, March 5, 1970 in Charlotte

MOST FREE THROWS ATTEMPTED — NCAA TOURNAMENT GAME

- ^19 Tyler Zeller vs. Long Island, East Regional 2nd round, March 25, 2011 in Charlotte
- ^19 Tommy Kearns vs. Syracuse, East Regional final, March 16, 1957 in Philadelphia

MOST FREE THROWS ATTEMPTED — SEASON

- 377 Tyler Hansbrough, 2007-08
- 376 Lennie Rosenbluth, 1956-57
- 315 Tyler Hansbrough, 2006-07
- 296 Tyler Hansbrough, 2008-09
- 291 Pete Brennan, 1957-58
- 276 Antawn Jamison, 1997-98
- 274 Bobby Lewis, 1965-66
- 265 Pete Brennan, 1956-57
- 260 Jerry Stackhouse, 1994-95
- 257 James Michael McAdoo, 2013-14

MOST FREE THROWS ATTEMPTED — CAREER

1,241	Tyler Hansbrough, 2005-09 (<i>ACC record</i>)
815	Lennie Rosenbluth, 1954-57
719	Pete Brennan, 1955-58
705	Sam Perkins, 1980-84
693	Phil Ford, 1974-78
676	Armando Bacot, 2019-
661	Larry Miller, 1965-68
660	Mike O'Koren, 1976-80
660	Bobby Lewis, 1964-67
635	Antawn Jamison, 1995-98

HIGHEST FT PERCENTAGE — GAME (min. 15 attempts)

1.000	York Larese vs. Duke, Dec. 29, 1959 (21x21) in Raleigh (<i>ACC record</i>)
1.000	Phil Ford at NC State, Feb. 24, 1976 (16x16)
.944	Garrison Brooks vs. Georgia Tech, Jan. 4, 2020 (17x18)
.938	Tyler Hansbrough at Miami, Jan. 23, 2008 (15x16)
.933	Tyler Hansbrough vs. Georgia Tech, Jan. 20, 2007 (14x15)

MOST FREE THROWS WITHOUT A MISS — GAME (min. 10 attempts)

21	York Larese vs. Duke, Dec. 29, 1959 in Raleigh (<i>ACC record</i>)
16	Phil Ford at NC State, Feb. 24, 1976
14	RJ Davis vs. NC State, Jan. 21, 2023
14	Cole Anthony vs. Boston College, Feb. 1, 2020
14	Tyler Hansbrough vs. NC State, Jan. 7, 2006
13	Tyler Hansbrough vs. Michigan State, Dec. 3, 2008 in Detroit
13	Dennis Wuycik vs. NC State, March 3, 1971
13	Bobby Lewis vs. South Carolina, Feb. 19, 1966 in Charlotte
12	Caleb Love, March 5, 2022 at Duke
^12	Tyler Hansbrough, March 19, 2009 vs. Radford in Greensboro
12	Jason Capel, March 3, 2002 at Duke
12	Shammond Williams, Feb. 8, 1998 at Georgia Tech
12	Phil Ford, Jan. 22, 1975 vs. Virginia
12	Bobby Lewis, Feb. 15, 1966 at NC State
12	Lennie Rosenbluth, Jan. 30, 1957 at Western Carolina
11	Marcus Paige, Nov. 24, 2013 vs. Louisville in Uncasville, Conn.
11	Tyler Hansbrough, Jan. 2, 2008 vs. Kent State
*11	Tyler Hansbrough, March 11, 2007 vs. NC State in St. Petersburg, Fla.
^11	Hubert Davis, March 19, 1992 vs. Miami (Ohio) in Cincinnati
11	Steve Bucknall, Feb. 25, 1989 vs. Clemson
11	J.R. Reid, Feb. 15, 1987 vs. Marquette
11	Walter Davis, Jan. 9, 1974 at Clemson
11	Dennis Wuycik, Feb. 19, 1972 vs. Notre Dame in New York
11	George Karl, Feb. 3, 1972 at Wake Forest in Greensboro
*11	Bobby Lewis, March 3, 1966 vs. Maryland in Raleigh
10	Coby White, Feb. 26, 2019 vs. Syracuse
10	Luke Maye, Feb. 5, 2019 vs. NC State
10	Theo Pinson, Dec. 23, 2017 vs. Ohio State in New Orleans
10	Marcus Paige, Dec. 14, 2013 vs. Kentucky
*10	Tyler Hansbrough, March 13, 2009 vs. Virginia Tech in Atlanta
*10	Rashad McCants, March 12, 2004 vs. Georgia Tech in Greensboro
10	Jason Capel, Feb. 12, 2002 at Virginia
10	Kris Lang, Jan. 8, 2000 vs. NC State
10	Jerry Stackhouse, Jan. 4, 1995 at NC State
10	Jim Braddock, Jan. 15, 1983 at Virginia
10	Phil Ford, March 2, 1978 vs. Wake Forest in Greensboro
*10	Walter Davis, Jan. 10, 1976 at Virginia
^10	Phil Ford, March 20, 1975 vs. Syracuse in Providence, R.I.
10	George Karl, Feb. 5, 1973 at NC State
10	Dennis Wuycik, Feb. 29, 1972 at NC State
10	Kim Huband, Jan. 15, 1972 at Virginia
10	Robert McAdoo, Jan. 12, 1972 at Clemson
10	York Larese, Dec. 18, 1959 at Kentucky
10	York Larese, Feb. 18, 1959 vs. NC State
10	Nemo Nearman, Feb. 24, 1950 at Duke

HIGHEST FT PERCENTAGE — NCAA TOURNAMENT GAME (min. 10 made)

^1.000	Tyler Hansbrough vs. Radford, March 19, 2009 (12x12) in Greensboro
^1.000	Hubert Davis vs. Miami (Ohio), March 19, 1992 (11x11) in Cincinnati, Ohio
^1.000	Phil Ford vs. Syracuse, March 20, 1975 (10x10) in Providence, R.I.



ACC Player of the Year TYLER ZELLER made a Smith Center-record 20 free throws in 2012 on Senior Night against Maryland.

HIGHEST FT PERCENTAGE — SEASON (min. 75 made)

.911	Shammond Williams, 1997-98 (133x146)
.893	Joel Berry II, 2017-18 (108x121)
.881	RJ Davis, 2022-23 (111x126)
.878	Jeff Lebo, 1987-88 (86x98)
.877	Marcus Paige, 2013-14 (128x146)
.876	Steve Hale, 1984-85 (85x97)
.871	Darrell Elston, 1973-74 (81x93)
.868	York Larese, 1959-60 (131x151)
.867	Joel Berry II, 2015-16 (91x105)
.865	Marcus Paige, 2014-15 (96x111)



RJ DAVIS led the ACC in free throw shooting last season, becoming the 11th Tar Heel to lead the ACC. Davis enters the 2023-24 season as Carolina's all-time leader from the line at 85.0%. He went 14 for 14 vs. NC State at home last year.

HIGHEST FREE THROW PERCENTAGE BY A FRESHMAN — SEASON (min. 50 made)

- .854 Jason Capel, 1998-99 (76x89)
- .847 Marvin Williams, 2004-05 (138x163)
- .839 P.J. Hairston, 2011-12 (52x62)
- .836 Marcus Paige, 2012-13 (51x61)
- .836 Wayne Ellington, 2006-07 (51x61)

HIGHEST FREE THROW PERCENTAGE BY A FRESHMAN — SEASON (min. 100 made)

- .847 Marvin Williams, 2004-05 (138x163)
- .800 Coby White, 2018-19 (104x130)
- .783 Phil Ford, 1974-75 (126x161)
- .741 Sam Perkins, 1980-81 (152x205)
- .739 Tyler Hansbrough, 2005-06 (187x253)

* ACC Tournament
 ^ NCAA Tournament
 ~ NIT



SHAMMOND WILLIAMS, the 1997 ACC Tournament MVP, is second all-time in free throw percentage and holds the single-season record of .911, which he set as a senior in 1998.

HIGHEST FT PERCENTAGE — CAREER (min. 100 made)

Name (Years Played)	Made	Att.	Pct.
RJ Davis (2020-)	271	319	.850
Shammond Williams (1994-98)	291	343	.848
Marvin Williams (2004-05)	138	163	.847
Danny Green (2005-09)	202	239	.845
Marcus Paige (2012-16)	347	411	.844
Jeff Lebo (1985-89)	308	367	.839
Jim Braddock (1979-83)	106	127	.835
Dennis Wucyk (1969-72)	431	517	.834
Joel Berry II (2014-18)	333	400	.833
Darrell Elston (1971-74)	125	150	.833
Ed Stahl (1972-75)	124	149	.832
Cameron Johnson (2017-19)	140	169	.828
Ranzino Smith (1984-88)	136	165	.824
Jason Capel (1998-02)	377	458	.823
Kenny Smith (1983-87)	293	356	.823
Hubert Davis (1989-92)	304	371	.819
Max Owens (1997-2001)	125	153	.817
Caleb Love (2020-23)	296	363	.815
Steve Hale (1982-86)	230	283	.813
Nate Britt (2013-17)	181	223	.812
Joseph Forte (1999-01)	221	273	.810
Wayne Ellington (2006-09)	233	288	.809
Phil Ford (1974-78)	560	693	.808
P.J. Hairston (2011-13)	140	175	.800
Coby White (2018-19)	104	130	.800

MOST FREE THROWS MADE BY A FRESHMAN — GAME

- *15 Phil Ford vs. Clemson, March 7, 1975 in Greensboro
- 14 Cole Anthony vs. Boston College, Feb. 1, 2020
- 14 Tyler Hansbrough vs. NC State, Jan. 7, 2006
- 14 Tyler Hansbrough vs. Georgia Tech, Feb. 15, 2006
- 13 Tyler Hansbrough vs. Miami, Jan. 14, 2006

HIGHEST FREE THROW PERCENTAGE BY A FRESHMAN — GAME (min. 10 attempts)

- 1.000 Cole Anthony vs. Boston College, Feb. 1, 2020 (14x14)
- 1.000 Tyler Hansbrough vs. NC State, Jan. 7, 2006 (14x14)
- 1.000 Phil Ford vs. Virginia, Jan. 22, 1975 (12x12)
- 1.000 J.R. Reid vs. Marquette, Feb. 15, 1987 (11x11)
- 1.000 Walter Davis at Clemson, Jan. 9, 1974 (11x11)



REBOUNDS



MOST REBOUNDS — GAME

- 30 Rusty Clark vs. Maryland, Feb. 21, 1968
- 28 Billy Cunningham vs. Maryland, Jan. 13, 1964
- 27 Billy Cunningham vs. Clemson, Feb. 16, 1963
- 25 Billy Cunningham vs. Tulane, Dec. 10, 1964
- 25 Billy Cunningham vs. South Carolina, Feb. 15, 1964
- 25 Billy Cunningham vs. Virginia Tech, Jan. 18, 1964
- 25 Lennie Rosenbluth vs. Virginia, Jan. 11, 1955
- 25 Lennie Rosenbluth vs. South Carolina, Dec. 9, 1954
- 24 Sean May vs. Duke, March 6, 2005
- 24 Billy Cunningham at Georgia, Dec. 3, 1964

MOST REBOUNDS — CONSECUTIVE GAMES

- 50 Billy Cunningham, 1962-63 (27 vs. Clemson in Charlotte, 23 vs. Virginia)
- 48 Billy Cunningham, 1962-63 (21 vs. South Carolina in Charlotte, 27 vs. Clemson in Charlotte)
- 48 Lennie Rosenbluth, 1954-55 (23 vs. Clemson, 25 vs. South Carolina)
- 47 Billy Cunningham, 1963-64 (25 vs. South Carolina in Charlotte, 22 at Maryland)
- ^43 **Armando Bacot, 2021-22 (22 vs. Saint Peter's in Philadelphia, 21 vs. Duke in New Orleans)**
- 43 Billy Cunningham, 1963-64 (18 vs. Clemson in Charlotte, 25 vs. South Carolina in Charlotte)

MOST REBOUNDS — FIRST GAME AS A TAR HEEL

- 23 Lennie Rosenbluth vs. Clemson, Dec. 4, 1954 (sophomore)

MOST REBOUNDS — ACC REGULAR SEASON GAME

- 30 Rusty Clark vs. Maryland, Feb. 21, 1968
- 28 Billy Cunningham vs. Maryland, Jan. 13, 1964
- 27 Billy Cunningham vs. Clemson, Feb. 16, 1963
- 25 Billy Cunningham vs. South Carolina, Feb. 15, 1964
- 25 Lennie Rosenbluth vs. Virginia, Jan. 11, 1955
- 25 Lennie Rosenbluth vs. South Carolina, Dec. 9, 1954

MOST REBOUNDS — ACC TOURNAMENT GAME

- *21 Lee Shaffer vs. Clemson, March 5, 1959 QF in Raleigh
- *19 Pete Brennan vs. South Carolina, March 9, 1957 Final in Raleigh
- *18 John Henson vs. Duke, March 13, 2011 Final in Greensboro
- *18 Antawn Jamison vs. Duke, March 8, 1998 Final in Greensboro
- *18 Brad Daugherty vs. Wake Forest, March 8, 1985 QF (OT) in Atlanta

MOST REBOUNDS — ACC CHAMPIONSHIP GAME

- *19 Pete Brennan vs. South Carolina, March 9, 1957 in Raleigh

MOST REBOUNDS — NCAA TOURNAMENT GAME

- ^22 **Armando Bacot vs. Saint Peter's, March 27, 2022 East Final in Philadelphia**
- ^22 Tyler Zeller vs. Ohio, March 23, 2012 Midwest Semifinal (OT) in St. Louis
- ^21 **Armando Bacot vs. Duke, April 2, 2022 NCAA Semifinal in New Orleans**
- ^19 Robert McAdoo vs. Louisville, March 23, 1972 NCAA 3rd Place in Los Angeles
- ^19 Lennie Rosenbluth vs. Yale, March 12, 1957 East 1st in New York

MOST REBOUNDS — GAME BY A FRESHMAN

- 20 Antawn Jamison at Virginia, Jan. 17, 1996
- 16 Day'Ron Sharpe at Miami, Jan. 5, 2021
- 16 **Armando Bacot vs. Virginia, Feb. 15, 2020**
- ^16 Harrison Barnes vs. LIU, March 18, 2011 in Charlotte
- *16 Rasheed Wallace vs. Florida State, March 11, 1994 in Charlotte
- 16 Rasheed Wallace vs. Marshall, Jan. 2, 1994
- 16 James Worthy vs. Detroit, Dec. 15, 1979



ARMANDO BACOT set the single-season record with 511 rebounds as a junior in 2021-22 and broke the UNC career record last season. He enters his fifth season in 2023-24 with 1,335 rebounds.

MOST REBOUNDS — GAME BY A GUARD

- 16 Joseph Forte at Duke, Feb. 1, 2001
- 15 Theo Pinson vs. NC State, Jan. 27, 2018
- 15 Charlie Scott vs. Vanderbilt, Dec. 9, 1968 in Charlotte

MOST REBOUNDS — GAME BY A POINT GUARD

- ^12 **RJ Davis vs. Kansas, April 4, 2022, NCAA Final in New Orleans**
- 11 Cole Anthony vs. Duke, Feb. 8, 2020
- 11 Cole Anthony vs. Notre Dame, Nov. 6, 2019
- ^11 Raymond Felton vs. Villanova, March 25, 2005 in Syracuse, N.Y.
- 11 Ed Cota vs. Stanford, Nov. 27, 1998 in New York
- 11 Harvey Salz vs. Notre Dame, Jan. 3, 1959 in Louisville, Ky.

MOST REBOUNDS — TWO PLAYERS IN A GAME

- 46 Dec. 4, 1954 vs. Clemson (Lennie Rosenbluth 23, Paul Likins 23)
- 40 Dec. 12, 1953 vs. South Carolina (Paul Likins 23, Bud Maddie 17)
- 39 Feb. 21, 1968 vs. Maryland (Rusty Clark 30, Larry Miller 9)
- 37 Dec. 10, 1964 vs. Tulane (Billy Cunningham 25, Mark Mirken 12)
- 37 Jan. 14, 1961 at Virginia (Doug Moe 21, Jim Hudock 16)

FOUR PLAYERS WITH 10 OR MORE REBOUNDS

- Feb. 16, 1968 vs. Clemson (Charlie Scott 14, Rusty Clark 13, Bill Bunting 11, Larry Miller 10) in Charlotte
- Dec. 4, 1956 vs. Furman (Joe Quigg 19, Lennie Rosenbluth 17, Bill Hathaway 12, Pete Brennan 10)
- Dec. 9, 1955 vs. Georgia Tech (Joe Quigg 12, Lennie Rosenbluth 11, Jerry Vayda 11, Bob Cunningham 10) in Charlotte

MOST REBOUNDS — SMITH CENTER (20 or more)

- 24 Sean May vs. Duke, March 6, 2005
- 23 **Armando Bacot vs. James Madison, Nov. 20, 2022**
- 22 **Armando Bacot vs. Virginia, Jan. 8, 2022**
- 21 Sean May vs. Duke, Feb. 5, 2004
- 21 Sean May vs. Akron, Dec. 14, 2003
- 20 **Armando Bacot vs. Virginia Tech, Jan. 24, 2022**



BRICE JOHNSON is one of two Tar Heels to grab 400 or more rebounds in a season. He had 416 in 2016, when he earned first-team All-America honors.

MOST REBOUNDS — SEASON (300 or more)

- 511 **Armando Bacot, 2021-22**
- 416 Brice Johnson, 2015-16
- 399 Tyler Hansbrough, 2007-08
- 397 Sean May, 2004-05
- 389 Antawn Jamison, 1997-98
- 379 Billy Cunningham, 1963-64
- 378 Kennedy Meeks, 2016-17
- 377 Luke Maye, 2018-19
- 374 John Henson, 2010-11
- 373 Luke Maye, 2017-18

- 365 Tyler Zeller, 2011-12
- 365 George Lynch, 1992-93
- 349 Brad Daugherty, 1984-85
- 348 John Henson, 2011-12
- 348 Bobby Jones, 1972-73
- 345 Rusty Clark, 1967-68
- 344 Billy Cunningham, 1964-65
- 339 Billy Cunningham, 1962-63
- 334 **Armando Bacot, 2022-23**
- 334 Mitch Kupchak, 1974-75

- 332 Pete Brennan, 1956-57
- 331 Sam Perkins, 1982-83
- 330 Rusty Clark, 1966-67
- 329 Antawn Jamison, 1996-97
- 321 Doug Moe, 1960-61
- 316 Mitch Kupchak, 1975-76
- 312 Robert McAdoo, 1971-72
- 309 Antawn Jamison, 1995-96
- 306 Brad Daugherty, 1985-86
- 303 Pete Brennan, 1957-58

- 301 Tyler Hansbrough, 2006-07
- 301 James Worthy, 1980-81

HIGHEST REBOUNDING AVERAGE — SEASON

- 16.1 Billy Cunningham, 1962-63 (339 reb. in 21 games)
- 15.8 Billy Cunningham, 1963-64
- 14.3 Billy Cunningham, 1964-65
- 14.0 Doug Moe, 1960-61
- 13.1 **Armando Bacot, 2021-22**
- 12.2 Lennie Rosenbluth, 1954-55
- 11.7 Pete Brennan, 1957-58
- 11.6 Bud Maddie, 1952-53
- 11.5 Lennie Rosenbluth, 1955-56
- 11.3 Mitch Kupchak, 1975-76
- 11.3 Doug Moe, 1959-60

MOST REBOUNDS — CAREER (700 or more)

- 1,335 **Armando Bacot, 2019-**
- 1,219 Tyler Hansbrough, 2005-2009
- 1,168 Sam Perkins, 1980-84
- 1,097 George Lynch, 1989-93
- 1,062 Billy Cunningham, 1962-65
- 1,052 Kennedy Meeks, 2013-17
- 1,035 Brice Johnson, 2012-16
- 1,027 Antawn Jamison, 1995-98
- 1,006 Mitch Kupchak, 1972-76
- 1,003 Brad Daugherty, 1982-86

- 942 Luke Maye, 2015-19
- 941 Eric Montross, 1990-94
- 933 Rusty Clark, 1966-69
- 890 Ademola Okulaja, 1995-99
- 885 John Henson, 2011-12
- 861 Scott Williams, 1986-90
- 854 Pete Brennan, 1955-58
- 839 Brendan Haywood, 1997-01
- 837 Larry Miller, 1965-68
- 817 Bobby Jones, 1971-74

- 815 Mike O'Koren, 1976-80
- 807 Jason Capel, 1998-02
- 800 Lennie Rosenbluth, 1954-57
- 798 Garrison Brooks, 2017-21
- 788 Tyler Zeller, 2011-12
- 771 Sean May, 2002-05
- 766 Pete Chilcutt, 1987-91
- 743 Deon Thompson, 2006-10
- 731 J.R. Reid, 1986-89
- 729 Lee Dedmon, 1968-71
- 707 Joe Wolf, 1983-87

MOST REBOUNDS BY YEARS PLAYED

- Four years: 1,335 by Armando Bacot, 2019-**
- Three years: 1,062 by Billy Cunningham, 1962-65**
- Two years: 511 by Rasheed Wallace, 1993-95**

MOST REBOUNDS IN CONSECUTIVE SEASONS

- 845 **Armando Bacot (511 in 2021-22 and 334 in 2022-23)**
- 750 Luke Maye (373 in 2017-18 and 377 in 2018-19)
- 738 **Armando Bacot (227 in 2020-21 and 511 in 2021-22)**
- 723 Billy Cunningham (379 in 1963-64 and 344 in 1964-65)
- 722 John Henson (374 in 2010-11 and 348 in 2011-12)

HIGHEST REBOUNDING AVERAGE — CAREER

- 15.4 Billy Cunningham, 1962-65 (1,062 in 69 games)
- 10.6 Doug Moe, 1958-61
- 10.5 Pete Brennan, 1955-58
- 10.5 Lennie Rosenbluth, 1954-57
- 10.3 Rusty Clark, 1966-69
- 10.1 **Armando Bacot, 2019-present**
- 10.0 Sean May, 2002-05
- 10.0 Bud Maddie, 1953-54
- 9.9 Antawn Jamison, 1995-98
- 9.2 Larry Miller, 1965-68
- 8.9 Bobby Jones, 1971-74

MOST OFFENSIVE REBOUNDS — GAME (beginning in 1986-87)

- 12 Brice Johnson at Duke, March 5, 2016
- 12 Sean May vs. Duke, March 6, 2005
- 11 Serge Zwikker vs. Southern California, Dec. 6, 1996 in Charlotte
- 11 Antawn Jamison vs. Pittsburgh Nov. 29, 1996
- 10 Kennedy Meeks at Clemson, Jan. 3, 2017
- 10 Sean May vs. Akron, Dec. 14, 2003
- 9 **Armando Bacot vs. Syracuse, Feb. 28, 2022 (OT)**
- 9 **Armando Bacot vs. Virginia, Jan. 8, 2022**
- 9 Garrison Brooks at Duke, March 7, 2020
- 9 James Michael McAdoo vs. Miami, Jan. 8, 2014
- 9 Tyler Zeller at Wake Forest, Jan. 31, 2012
- 9 Tyler Zeller vs. Elon, Dec. 29, 2011
- 9 Tyler Hansbrough vs. Duke, March 4, 2007
- 9 Tyler Hansbrough vs. UC Santa Barbara, Nov. 25, 2005
- 9 Rashad McCants at Cleveland State, Nov. 29, 2003
- 9 Brendan Haywood vs. Missouri March 17, 2000 in Birmingham, Ala.
- 9 Rasheed Wallace vs. Florida State, March 11, 1994 in Charlotte

MOST OFFENSIVE REBOUNDS — SEASON (beginning in 1986-87)

163	Armando Bacot, 2021-22 (163 in 39 games)
152	Kennedy Meeks, 2016-17
151	Tyler Hansbrough, 2007-08
146	Tyler Zeller, 2011-12
142	Sean May, 2004-05
138	George Lynch, 1992-93
134	Armando Bacot, 2022-23
131	Antawn Jamison, 1996-97
126	Antawn Jamison, 1997-98
126	Eric Montross, 1992-93

MOST OFFENSIVE REBOUNDS PER GAME — SEASON (beginning in 1986-87)

4.19	Armando Bacot, 2022-23 (134 in 32 games)
4.18	Armando Bacot, 2021-22 (163 in 39 games)
3.87	Tyler Hansbrough, 2007-08
3.84	Tyler Zeller, 2011-12
3.84	Sean May, 2004-05
3.80	Kennedy Meeks, 2016-17
3.74	Antawn Jamison, 1996-97
3.72	Antawn Jamison, 1995-96
3.63	George Lynch, 1992-93
3.58	Tyler Hansbrough, 2005-06
3.45	Sean May, 2003-04

MOST OFFENSIVE REBOUNDS — CAREER (beginning in 1986-87)

482	Tyler Hansbrough, 2005-09 (482 in 142 games)
476	Armando Bacot, 2019- (476 in 132 games)
431	George Lynch, 1989-93
407	Kennedy Meeks, 2013-17
381	Eric Montross, 1990-94
376	Antawn Jamison, 1995-98
323	Brendan Haywood, 1997-2001
316	Tyler Zeller, 2008-12
314	Brice Johnson, 2012-16
311	Garrison Brooks, 2017-21

MOST OFFENSIVE REBOUNDS PER GAME — CAREER (beginning in 1986-87)

3.62	Antawn Jamison, 1995-98 (376 in 104 games)
3.61	Armando Bacot, 2019- (476 in 132 games)
3.47	Sean May, 2002-05
3.39	Tyler Hansbrough, 2005-09
3.38	Day'Ron Sharpe, 2020-21
3.08	George Lynch, 1989-93
2.83	Kennedy Meeks, 2013-17
2.74	Eric Montross, 1990-94
2.72	Rasheed Wallace, 1993-95
2.70	Tyler Zeller, 2008-12

note: offensive rebounds are listed on most box scores beginning in 1986-87. Prior to that, only some box scores listed them.

MOST GAMES IN DOUBLE-FIGURE REBOUNDS — SEASON

32	Armando Bacot, 2021-22
23	Brice Johnson, 2015-16
22	Billy Cunningham, 1963-64
21	John Henson, 2011-12
21	John Henson, 2010-11
21	Antawn Jamison, 1997-98
21	Billy Cunningham, 1962-63

MOST GAMES IN DOUBLE-FIGURE REBOUNDS — CAREER

75	Armando Bacot, 2019-
61	Billy Cunningham, 1962-65
53	Antawn Jamison, 1995-98
52	Sam Perkins, 1981-84
49	Tyler Hansbrough, 2005-09

note: Pete Brennan had 35 known double-figure games; his rebound totals are unknown for 16 of his games

CONSECUTIVE GAMES WITH 10 OR MORE REBOUNDS

41	Billy Cunningham <i>(all 21 games in 1962-63, first 20 games in 1963-64)</i>
15	John Henson, 2010-11
13	Armando Bacot, 2021-22
11	Doug Moe, last 2 games of 1959-60 and first 9 games of 1960-61
11	Doug Moe, 1960-61

MOST GAMES 20 OR MORE REBOUNDS — CAREER

12	Billy Cunningham, 1962-65
6	Armando Bacot, 2019-
5	Lennie Rosenbluth, 1954-57
3	Sean May, 2002-05
3	Paul Likins, 1951-55

MOST GAMES 20 OR MORE REBOUNDS — SEASON

5	Armando Bacot, 2021-22
5	Billy Cunningham, 1963-64
4	Billy Cunningham, 1962-63
3	Billy Cunningham, 1964-65
3	Lennie Rosenbluth, 1955-56

CONSECUTIVE GAMES WITH 20 OR MORE REBOUNDS

3	Billy Cunningham, 1962-63
2	Armando Bacot, 2021-22
2	Billy Cunningham, 1963-64
2	Lennie Rosenbluth, 1954-55

MOST GAMES WITH 30 POINTS AND 10 REBOUNDS — CAREER

21	Lennie Rosenbluth, 1954-57
19	Billy Cunningham, 1962-65
5	Luke Maye, 2015-19
5	Antawn Jamison, 1995-98
5	Mitch Kupchak, 1973-76
5	Charlie Scott, 1967-70

MOST REBOUNDS — FIRST GAME AS A TAR HEEL

23	Lennie Rosenbluth vs. Clemson, Dec. 4, 1954 (sophomore)
15	Billy Cunningham vs. Georgia, Dec. 1, 1962 (sophomore)
14	Ed Davis vs. Penn, Nov. 15, 2008 (freshman)
13	Pete Chilcutt vs. Syracuse, Nov. 21, 1987 in Springfield, Mass. (freshman)
12	Bill Hathaway vs. Furman, Dec. 4, 1956 (sophomore)
12	Bob Cunningham vs. Clemson, Dec. 3, 1955 (sophomore)
11	Cole Anthony vs. Notre Dame, Nov. 6, 2019 (freshman)
11	Bobby Jones vs. Rice, Dec. 2, 1971 (sophomore)
10	Day'Ron Sharpe vs. Coll. of Charleston, Nov. 25, 2021 (freshman)
10	Sean May vs. Penn State, Nov. 18, 2002 (freshman)
10	Jason Capel vs. Appalachian State, Nov. 13, 1998 (freshman)
10	Antawn Jamison vs. Vanderbilt, Nov. 20, 1995 in Lahaina, Maui (freshman)
10	Sam Perkins at Alaska-Anchorage, Nov. 28, 1980 (freshman)
10	James Worthy vs. NC State, Nov. 30, 1979 in Greensboro (freshman)
10	Larry Miller at Clemson, Dec. 1, 1965 (sophomore)
10	Rusty Clark vs. Clemson, Dec. 1, 1966 (sophomore)

MOST REBOUNDS — SEASON BY A FRESHMAN

309	Antawn Jamison, 1996-97
289	Sam Perkins, 1980-81
268	J.R. Reid, 1986-87
264	Armando Bacot, 2019-20
250	Ed Davis, 2008-09

HIGHEST REBOUNDING AVERAGE — FRESHMAN

9.6	Antawn Jamison, 1996-97 (309 in 32 games)
8.3	Armando Bacot, 2019-20 (264 in 32 games)
7.8	Tyler Hansbrough, 2005-06 (243 in 31 games)
7.8	Sam Perkins, 1980-81 (289 in 37 games)
7.6	Day'Ron Sharpe, 2020-21 (220 in 29 games)

* ACC Tournament

^ NCAA Tournament

~ NIT



ASSISTS



RAYMOND FELTON set the single-game assist record with 18 against George Mason on Dec. 7, 2003.

MOST ASSISTS — NCAA TOURNAMENT GAME

- ^14 Kendall Marshall vs. Washington, March 20, 2011 East 1st in Charlotte
- ^12 **RJ Davis vs. Marquette, March 17, 2022 East 1st in Fort Worth, Texas**
- ^12 Kenny Smith vs. Notre Dame, March 19, 1987 East Semifinal in East Rutherford, N.J.
- ^11 Theo Pinson vs. Texas A&M, March 18, 2018 West 2nd in Charlotte
- ^11 Kendall Marshall vs. Creighton, March 18, 2012 Midwest 2nd in Greensboro
- ^11 Jeff McInnis vs. New Orleans, March 15, 1996 East 1st in Richmond
- ^11 Steve Bucknall vs. UCLA, March 19, 1989 Southeast 2nd in Atlanta
- ^11 Kenny Smith vs. Pennsylvania, March 12, 1987 East 1st in Charlotte

MOST ASSISTS — SMITH CENTER

- 18 Raymond Felton vs. George Mason, Dec. 7, 2003
- 17 Jeff Lebo vs. UT Chattanooga, Preseason NIT 1st round, Nov. 18, 1988
- 16 Kendall Marshall vs. Long Beach State, Dec. 10, 2011
- 16 Kendall Marshall vs. Florida State, Feb. 6, 2011
- 15 Kendall Marshall vs. Tennessee State, Nov. 22, 2011

MOST ASSISTS — GAME BY A FRESHMAN

- 16 Kendall Marshall vs. Florida State, Feb. 6, 2011
- ^14 Kendall Marshall vs. Washington, March 20, 2011 in Charlotte
- ~14 Raymond Felton vs. Wyoming, March 24, 2003
- 13 Jeff Lebo vs. Manhattan, Dec. 27, 1985 in Miami
- 12 Bobby Frasier vs. Saint Louis, Dec. 7, 2005
- 12 Ed Cota vs. USC, Dec. 6, 1996 in Charlotte

MOST ASSISTS — FIRST GAME AS A FRESHMAN

- 10 Raymond Felton vs. Penn State, Nov. 18, 2002 (*ties ACC record*)
- 7 Bobby Frasier vs. Gardner-Webb, Nov. 19, 2005
- 7 Ed Cota vs. Arizona, Nov. 22, 1996 in Springfield, Mass.
- 5 Cole Anthony vs. Notre Dame, Nov. 6, 2020
- 5 Jason Capel vs. Appalachian State, Nov. 13, 1998
- 5 Kenny Smith vs. Missouri, Nov. 26, 1983 in Greensboro

MOST ASSISTS IN CONSECUTIVE GAMES

- 29 Kendall Marshall, 2011-12 (15 vs. Tennessee State, 14 vs. South Carolina in Las Vegas)
- 29 Kendall Marshall, 2011-12 (16 vs. Long Beach State 13 vs. Appalachian State)
- 27 Ed Cota, 1997-98 (14 vs. Appalachian State, 13 at NC State)
- 27 Ed Cota, 1997-98 (13 at NC State, 14 vs. Florida State)
- 26 Kendall Marshall, 2010-11 (13 vs. Clemson, 13 at NC State)

MOST ASSISTS IN THREE CONSECUTIVE GAMES

- 41 Ed Cota, 1997-98 (14 vs. Appalachian State, 13 at NC State, 14 vs. Florida State)
- 38 Kendall Marshall, 2011-12 (15 at UNC Asheville, 8 vs. Mississippi Valley State, 15 vs. Tennessee State)
- 37 Kendall Marshall, 2011-12 (8 vs. Mississippi Valley State, 15 vs. Tennessee State, 14 vs. South Carolina in Las Vegas)
- 37 Kendall Marshall, 2011-12 (15 vs. Tennessee State, 14 vs. South Carolina in Las Vegas, 8 at UNLV)
- 36 Kendall Marshall, 2011-12 (16 vs. Long Beach State, 13 vs. Appalachian State, 7 vs. Nicholls)

MOST ASSISTS IN FOUR CONSECUTIVE GAMES

- 52 Kendall Marshall, 2011-12 (15 at UNC Asheville, 8 vs. Mississippi Valley State, 15 vs. Tennessee State, 14 vs. South Carolina in Las Vegas)
- 48 Ed Cota, 1997-98 (7 at Maryland, 14 vs. Appalachian State, 13 at NC State, 14 vs. Florida State)
- 48 Ed Cota, 1997-98 (14 vs. Appalachian State, 13 at NC State, 14 vs. Florida State, 7 vs. Clemson)
- 45 Kendall Marshall, 2011-12 (8 vs. Mississippi Valley State, 15 vs. Tennessee State, 14 vs. South Carolina in Las Vegas, 8 at UNLV)
- 45 Kendall Marshall, 2011-12 (16 vs. Long Beach State, 13 vs. Appalachian State, 7 vs. Nicholls, 9 vs. Texas)

MOST ASSISTS — SINGLE GAME

- 18 Raymond Felton vs. George Mason, Dec. 7, 2003
- 17 Ed Cota vs. UNLV, Dec. 4, 1999 in Charlotte
- 17 Jeff Lebo vs. UT Chattanooga, Nov. 18, 1988
- 16 Kendall Marshall at Maryland, Feb. 4, 2012
- 16 Kendall Marshall vs. Long Beach State, Dec. 10, 2011
- 16 Kendall Marshall vs. Florida State, Feb. 6, 2011
- 15 Kendall Marshall vs. Tennessee State, Nov. 22, 2011
- 15 Kendall Marshall at UNC Asheville, Nov. 13, 2011
- 14 Kendall Marshall vs. South Carolina, Nov. 25, 2011 in Las Vegas
- ^14 Kendall Marshall vs. Washington, March 20, 2011 in Charlotte
- ~14 Raymond Felton vs. Wyoming, March 24, 2003
- 14 Ed Cota vs. Florida State, Jan. 24, 1998
- 14 Ed Cota vs. Appalachian State, Jan. 17, 1998
- 14 Phil Ford at NC State, Feb. 23, 1977
- 14 Phil Ford vs. Brigham Young, Dec. 20, 1976
- 14 Phil Ford vs. Howard, Jan. 11, 1975

MOST ASSISTS — ACC REGULAR-SEASON GAME

- 16 Kendall Marshall at Maryland, Feb. 4, 2012
- 16 Kendall Marshall vs. Florida State, Feb. 6, 2011
- 14 Ed Cota vs. Florida State, Jan. 24, 1998
- 14 Phil Ford at NC State, Feb. 23, 1977
- 13 nine times (latest: Kendall Marshall at NC State, Feb. 22, 2012)

MOST ASSISTS — ACC TOURNAMENT GAME

- *13 Larry Brown vs. South Carolina, Feb. 28, 1963 QF in Raleigh
- *12 Kendall Marshall vs. Maryland, March 9, 2012 QF in Atlanta
- *11 Ed Cota vs. Duke, March 7, 1999 Final in Charlotte
- *11 King Rice vs. Virginia, March 9, 1990 QF (OT) in Charlotte
- *10 eight times (latest: Marcus Paige vs. Florida State, March 15, 2013 QF in Greensboro)

- 45 Kendall Marshall, 2011-12 (11 vs. NC State, 12 vs. Georgia Tech, 6 at Wake Forest, 16 at Maryland)

MOST ASSISTS IN FIVE CONSECUTIVE GAMES

- 60 Kendall Marshall, 2011-12 (15 at UNC Asheville, 8 vs. Mississippi Valley State, 15 vs. Tennessee State, 14 vs. South Carolina in Las Vegas, 8 at UNLV)
- 57 Kendall Marshall, 2011-12 (5 vs. Michigan State in San Diego, 15 at UNC Asheville, 8 vs. Mississippi Valley State, 15 vs. Tennessee State, 14 vs. South Carolina in Las Vegas)
- 55 Ed Cota, 1997-98 (7 at Maryland, 14 vs. Appalachian State, 13 at NC State, 14 vs. Florida State, 7 vs. Clemson)
- 54 Ed Cota, 1997-98 (6 vs. Virginia, 7 at Maryland, 14 vs. Appalachian State, 13 at NC State, 14 vs. Florida State)
- 53 Kendall Marshall, 2011-12 (16 vs. Long Beach State, 13 vs. Appalachian State, 7 vs. Nicholls, 9 vs. Texas, 8 vs. Elon)
- 53 Kendall Marshall, 2011-12 (8 at Virginia Tech, 11 vs. NC State, 12 vs. Georgia Tech, 6 at Wake Forest, 16 at Maryland (16)
- 53 Kendall Marshall, 2011-12 (11 vs. NC State, 12 vs. Georgia Tech, 6 at Wake Forest, 16 at Maryland, 8 vs. Duke)
- 53 Raymond Felton, 2002-03 and 2003-04 (~9 vs. DePaul, ~14 vs. Wyoming, ~11 vs. Georgetown, 7 vs. Old Dominion, 12 vs. Davidson in Charlotte)

MOST ASSISTS – TWO PLAYERS IN A GAME

- 22 Dec. 7, 2003 vs. George Mason (Raymond Felton 18, Melvin Scott 4)
- 22 Jan. 17, 1998 vs. App State (Ed Cota 14, Shammond Williams 8)
- 21 Nov. 22, 2011 vs. Tennessee State (Kendall Marshall 15, John Henson 6)
- 21 Nov. 18, 1988 vs. Chattanooga (Jeff Lebo 17, Steve Bucknall 4)
- 21 Nov. 24, 1985 vs. UCLA (Kenny Smith 13, Steve Hale 8)
- 21 Feb. 23, 1977 vs. NC State (Phil Ford 14, Walter Davis 7)
- 21 Nov. 29, 1975 vs. Howard (Phil Ford 14, John Kuester 7)

UNC has never played a game in which two players had 10 or more assists.

Three times a player had 10 and another had nine: Feb. 18, 1987 vs. East Tennessee State (Jeff Lebo 10, Kenny Smith 9); Jan. 28, 1976 at Wake Forest (Phil Ford 10, John Kuester 9); Dec. 20, 1975 vs. East Tennessee State (Ford 11, Kuester 9).

MOST ASSISTS — SINGLE SEASON

- 351 Kendall Marshall, 2011-12 (*ACC record*)
- 284 Ed Cota, 1999-2000
- 274 Ed Cota, 1997-98
- 249 Raymond Felton, 2004-05
- 238 Ed Cota, 1998-99
- 235 Raymond Felton, 2002-03
- 235 Kenny Smith, 1984-85
- 234 Ed Cota, 1996-97
- 230 Kendall Marshall, 2010-11
- 230 Ty Lawson, 2008-09

MOST ASSISTS BY YEARS PLAYED

Four years: 1,030 by Ed Cota, 1996-2000

Three years: 698 by Raymond Felton, 2002-05

Two years: 581 by Kendall Marshall, 2010-12

MOST ASSISTS — CAREER (500 or more)

- 1,030 Ed Cota, 1996-2000
- 768 Kenny Smith, 1983-87
- 753 Phil Ford, 1974-78
- 697 Raymond Felton, 2002-05
- 637 Derrick Phelps, 1990-94
- 629 King Rice, 1987-91
- 608 Ty Lawson, 2006-09
- 602 Marcus Paige, 2012-16
- 581 Kendall Marshall, 2010-12
- 580 Jeff Lebo, 1985-89
- 525 Jimmy Black, 1978-82
- 503 Steve Hale, 1982-86



KENDALL MARSHALL had 351 assists as a sophomore in 2011-12, which set the UNC and ACC single-season records.

HIGHEST ASSIST AVERAGE — SINGLE SEASON (6.0 or more)

- 9.8 Kendall Marshall, 2011-12 (351 assists in 36 games) (*ACC record*)
- 8.1 Ed Cota, 1999-2000
- 7.4 Ed Cota, 1998-99
- 7.4 Ed Cota, 1997-98
- 7.1 Raymond Felton, 2003-04
- 7.0 Phil Ford, 1975-76
- 6.9 Raymond Felton, 2004-05
- 6.9 Ed Cota, 1996-97
- 6.7 Raymond Felton, 2002-03
- 6.6 Ty Lawson, 2008-09
- 6.6 Phil Ford, 1976-77
- 6.5 Kenny Smith, 1984-85
- 6.4 King Rice, 1989-90
- 6.3 Derrick Phelps, 1991-92
- 6.3 Jimmy Black, 1981-82
- 6.2 Kendall Marshall, 2010-11
- 6.2 Kenny Smith, 1985-86
- 6.1 Kenny Smith, 1986-87
- 6.0 Larry Drew II, 2009-10

HIGHEST ASSIST AVERAGE — CAREER

- 8.0 Kendall Marshall, 2010-12 (581 assists in 73 games)
- 7.5 Ed Cota, 1996-2000
- 6.9 Raymond Felton, 2002-05
- 6.1 Phil Ford, 1974-78
- 6.0 Kenny Smith, 1983-87
- 5.8 Ty Lawson, 2006-09
- 5.2 Larry Brown, 1960-63
- 4.8 Derrick Phelps, 1990-94
- 4.5 King Rice, 1987-91
- 4.4 Jeff McInnis, 1993-96
- 4.4 Jeff Lebo, 1985-89

MOST GAMES WITH 10 OR MORE ASSISTS — SEASON

- 17 Kendall Marshall, 2011-12 (*ACC record*)
- 12 Ed Cota, 1999-2000
- 9 Phil Ford, 1975-76
- 8 Ed Cota, 1997-98
- 7 Raymond Felton, 2004-05
- 7 Raymond Felton, 2002-03

MOST GAMES WITH 10 OR MORE ASSISTS — CAREER

32	Ed Cota, 1996-00
23	Kendall Marshall, 2010-12
18	Raymond Felton, 2002-05
16	Phil Ford, 1974-78
13	Kenny Smith, 1983-87

HIGHEST ASSIST-TURNOVER RATIO — SEASON (min. 200 assists)

3.49	Ty Lawson, 2008-09 (230 assists, 66 turnovers)
3.48	Kendall Marshall, 2011-12 (351 assists, 101 turnovers)
2.72	King Rice, 1990-91 (207 assists, 76 turnovers)
2.57	Ty Lawson, 2006-07 (213 assists, 83 turnovers)
2.50	Kendall Marshall, 2010-11 (230 assists, 92 turnovers)

HIGHEST ASSIST-TURNOVER RATIO — CAREER (min. 500 assists)

3.01	Kendall Marshall, 2010-12 (581 assists, 193 turnovers) <i>(ACC record for players with 500 or more assists)</i>
2.78	Ty Lawson, 2006-09 (608 assists, 219 turnovers)
2.21	Jeff Lebo, 1985-89 (580 assists, 263 turnovers)
2.20	Marcus Paige, 2012-16 (602 assists, 274 turnovers)
2.19	Ed Cota, 1996-2000 (1030 assists, 470 turnovers)
2.19	King Rice, 1987-91 (629 assists, 287 turnovers)

MOST ASSISTS — SEASON BY A FRESHMAN

235	Raymond Felton, 2002-03
234	Ed Cota, 1996-97
230	Kendall Marshall, 2010-11
213	Ty Lawson, 2006-07
161	Marcus Paige, 2012-13
161	Phil Ford, 1974-75

HIGHEST ASSIST AVERAGE BY A FRESHMAN

6.88	Ed Cota, 1996-97 (234 in 34 games)
6.71	Raymond Felton, 2002-03 (235 in 35 games)
6.22	Kendall Marshall, 2010-11 (230 in 37 games)
5.61	Ty Lawson, 2006-07 (213 in 38 games)
5.19	Phil Ford, 1974-75 (161 in 31 games)

MOST ASSISTS BY A PLAYER SCORING 30 POINTS IN A GAME

Charlie Scott, 35 points/9 assists at Clemson, Jan. 15, 1970
 Steve Bucknall, 30 points/9 assists vs. Clemson, Feb. 25, 1989
 Charlie Scott, 34 points/8 assists vs. Duke, Jan. 4, 1969
 Phil Ford, 30 points/8 assists vs. Tulane, Feb. 12, 1977 in Greensboro
 Charlie Scott, 32 points/7 assists at Rice, Dec. 22, 1969

MOST POINTS BY A PLAYER WITH 10 ASSISTS IN A GAME

Phil Ford, 27 points/10 assists vs. Seton Hall, Dec. 4, 1975 in New York City
 ^Jeff McInnis, 25 points/11 assists vs. New Orleans, March 15, 1996 in Richmond, Va.
 Phil Ford, 24 points/14 assists vs. NC State, Feb. 23, 1977
 Jeff McInnis, 24 points/10 assists vs. Dartmouth, Dec. 16, 1996
 Ty Lawson, 23 points/10 assists at Miami, Jan. 23, 2008

LED CAROLINA OUTRIGHT IN POINTS, REBOUNDS, ASSISTS AND STEALS

Coby White vs. Virginia Tech, Jan. 21, 2019 (27-7-6-4)
 Joseph Forte at Duke, Feb. 1, 2001 (24-16-6-3)
 Rick Fox vs. NC State, Feb. 7, 1991 (16-10-8-3)
 *Mike O'Koren vs. Wake Forest, Feb. 28, 1980 in Greensboro (26-11-4-4)
 Mike O'Koren at Northwestern, Nov. 29, 1978 (25-7-4-6)

LED OR SHARED TEAM LEAD IN POINTS, REBOUNDS, ASSISTS AND STEALS

^Armando Bacot vs. Kansas, April 4, 2022 (15-15-2-1)
 Garrison Brooks at Gonzaga, Dec. 18, 2019 (16-6-3-2)
 Tyler Hansbrough vs. Tennessee, Nov. 24, 2006 in New York City (27-9-6-1)
 Sean May at Virginia Tech, Dec. 19, 2004 (17-8-3-2)
 Joseph Forte at NC State, Jan. 28, 2001 (21-8-5-3)
 Ed Cota vs. Stanford, Nov. 27, 1998 in New York City (17-11-5-1)
 ^Jerry Stackhouse vs. Murray State, March 17, 1995 in Tallahassee, Fla. (25-11-5-2)
 ^Jerry Stackhouse vs. Kentucky, March 25, 1995 in Birmingham, Ala., (18-12-6-2)
 J.R. Reid at Illinois, Dec. 19, 1987 (30-13-4-1)
 Dave Popson vs. Furman, Dec. 22, 1986 in Charlotte (16-11-3-3)
 James Worthy vs. Detroit, Dec. 15, 1979 (24-16-6-1)
 Mike O'Koren vs. Duke, Jan. 13, 1979 (17-20-7-4)



TY LAWSON has the highest single-season assist-error ratio in UNC history. He had 230 assists and only 66 errors in 2008-09, when he led the Tar Heels to an NCAA championship.

MOST CAREER GAMES WITH 20 POINTS, 10 REBOUNDS, 5 ASSISTS

4 by Walter Davis, 1973-77
 3 by Dennis Wuycik, 1969-72
 2 by Joseph Forte, 1999-2001
 2 by Bobby Jones, 1971-74

* ACC Tournament
 ^ NCAA Tournament
 ~ NIT



BLOCKED SHOTS, STEALS



MOST BLOCKED SHOTS — GAME

- 10 Brendan Haywood vs. Miami (Fla.), Dec. 4, 2000
- 9 John Henson vs. Michigan State, Nov. 11, 2011 in San Diego (on USS Carl Vinson)
- 9 Warren Martin vs. Stanford, Dec. 20, 1985
- *8 Walker Kessler vs. Notre Dame, March 10, 2021 in Greensboro
- ^8 Brice Johnson vs. Florida Gulf Coast, March 17, 2016 in Raleigh
- 8 Brendan Haywood vs. Tulsa, Nov. 11, 2000

MOST BLOCKED SHOTS — ACC REGULAR-SEASON GAME

- 7 John Henson vs. Maryland, Feb. 27, 2011
- 7 John Henson vs. NC State, Jan. 29, 2011
- 7 Danny Green at Duke, March 8, 2008
- 7 Brendan Haywood at Florida State, Jan. 20, 2001

MOST BLOCKED SHOTS — ACC TOURNAMENT GAME

- *8 Walker Kessler vs. Notre Dame, March 10, 2021 in Greensboro

MOST BLOCKED SHOTS — NCAA TOURNAMENT GAME

- ^8 Brice Johnson vs. Florida Gulf Coast, East 1st round, March 17, 2016 in Raleigh

MOST BLOCKED SHOTS — SMITH CENTER GAME

- 10 Brendan Haywood vs. Miami (Fla.), Dec. 4, 2000

MOST BLOCKS BY A FRESHMAN

- *8 Walker Kessler vs. Notre Dame, March 10, 2021 in Greensboro
- 6 Armando Bacot vs. Oregon, Nov. 29, 2019 in The Bahamas**
- 6 Ed Davis at Virginia Tech, March 4, 2009
- 6 Rasheed Wallace vs. Virginia, Feb. 19, 1994
- 6 Rasheed Wallace vs. NC State, Jan. 5, 1994

MOST BLOCKED SHOTS — SINGLE SEASON

- 120 Brendan Haywood, 2000-01
- 118 John Henson, 2010-11
- 101 John Henson, 2011-12
- 93 Rasheed Wallace, 1994-95
- 91 Brendan Haywood, 1999-00
- 81 Warren Martin, 1985-86
- 81 Warren Martin, 1984-85
- 67 Sam Perkins, 1980-81
- 65 Armando Bacot, 2021-22**
- 65 Ed Davis, 2008-09
- 65 Brandan Wright, 2006-07
- 65 Sam Perkins, 1982-83

MOST BLOCKED SHOTS — CAREER

- 304 Brendan Haywood, 1997-2001
- 279 John Henson, 2009-12
- 245 Sam Perkins, 1980-84
- 190 Warren Martin, 1981-86
- 174 Kevin Salvadori, 1990-94
- 169 Eric Montross, 1990-94
- 163 Brice Johnson, 2012-16
- 161 Scott Williams, 1986-90
- 160 Armando Bacot, 2019-**
- 156 Rasheed Wallace, 1993-95

MOST BLOCKED SHOTS — CAREER, PLAYER UNDER SIX FEET, 10 INCHES

- 155 Danny Green, 2005-2009 (6'6")

MOST BLOCKED SHOTS BY YEARS PLAYED

- Four years:** 304 by Brendan Haywood, 1997-2001
- Three years:** 279 by John Henson, 2009-12
- Two years:** 156 by Rasheed Wallace, 1993-95

MOST BLOCKED SHOTS PER GAME — SEASON

- 3.64 Brendan Haywood, 2000-01 (120 blocks in 33 games)
- 3.19 John Henson, 2010-11 (118 blocks in 37 games)
- 2.89 John Henson, 2011-12 (101 blocks in 35 games)
- 2.79 Warren Martin, 1985-86 (81 blocks in 29 games)
- 2.78 Ed Davis, 2009-10 (64 blocks in 23 games)

MOST BLOCKED SHOTS PER GAME — CAREER

- 2.56 John Henson, 2009-12 (279 blocks in 109 games)
- 2.26 Rasheed Wallace, 1993-95 (156 blocks in 69 games)
- 2.13 Brendan Haywood, 1997-2001 (304 blocks in 141 games)
- 2.11 Ed Davis, 2009-11 (129 blocks in 61 games)
- 1.81 Sam Perkins, 1980-84 (245 blocks in 135 games)

MOST STEALS — GAME

- 9 Derrick Phelps at Georgia Tech, Feb. 2, 1992
- ^8 Ty Lawson vs. Michigan State, April 6, 2009 in Detroit
- 8 Tyler Hansbrough vs. UNC Asheville, Dec. 28, 2005
- 8 Derrick Phelps vs. Central Florida, Dec. 7, 1991
- 8 Dudley Bradley vs. Oregon State, Nov. 30, 1977
- 7 Ty Lawson vs. Michigan State, Dec. 3, 2008 in Detroit
- 7 Derrick Phelps vs. Maryland, Feb. 10, 1994
- 7 George Lynch vs. Florida State, Jan. 27, 1993
- 7 Derrick Phelps vs. Cornell, Jan. 4, 1993
- 7 Derrick Phelps vs. Houston, Dec. 13, 1992
- 7 Jimmy Black vs. Tulsa, Dec. 3, 1981
- *7 Dudley Bradley vs. Duke, March 3, 1979 in Greensboro
- 7 Dudley Bradley vs. Wake Forest, Dec. 1, 1978 in Greensboro
- 7 Walter Davis vs. Wake Forest, Jan. 14, 1976

MOST STEALS — ACC REGULAR-SEASON GAME

- 9 Derrick Phelps at Georgia Tech, Feb. 2, 1992

MOST STEALS — ACC TOURNAMENT GAME

- *7 Dudley Bradley vs. Duke, championship, March 3, 1979, in Greensboro

MOST STEALS — NCAA TOURNAMENT GAME

- ^8 Ty Lawson vs. Michigan State, April 6, 2009 in Detroit (national championship game)

MOST STEALS — SMITH CENTER

- 8 Tyler Hansbrough vs. UNC Asheville, Dec. 28, 2005
- 8 Derrick Phelps vs. Central Florida, Dec. 7, 1991

MOST STEALS BY A FRESHMAN

- 8 Tyler Hansbrough vs. UNC Asheville, Dec. 28, 2005 (*ACC freshman record*)

MOST STEALS — SINGLE SEASON

- 97 Dudley Bradley, 1978-79
- 89 George Lynch, 1992-93
- 82 Derrick Phelps, 1992-93
- 78 Derrick Phelps, 1991-92
- 78 Michael Jordan, 1982-83
- 78 Walter Davis, 1976-77
- 75 Ty Lawson, 2008-09
- 72 Raymond Felton, 2004-05
- 71 Walter Davis, 1975-76
- 70 Rick Fox, 1990-91

MOST STEALS — CAREER

- 247 Derrick Phelps, 1990-94
- 241 George Lynch, 1989-93
- 203 Marcus Paige, 2012-16
- 197 Rick Fox, 1987-91
- 195 Kenny Smith, 1983-87
- 192 Ed Cota, 1997-00
- 191 Raymond Felton, 2002-05
- 190 Dudley Bradley, 1975-79
- 184 Ty Lawson, 2006-09
- 183 Mike O'Koren, 1976-80

MOST STEALS BY YEARS PLAYED

- Four years:** 247 by Derrick Phelps, 1990-94
- Three years:** 191 by Raymond Felton, 2002-05



TRIPLE-DOUBLES & DOUBLE-DOUBLES



TRIPLE-DOUBLE (10 or More Points, Rebounds and Blocked Shots)

Brendan Haywood vs. Miami (Fla.), Dec. 4, 2000 (18 points, 14 rebounds, 10 blocks)

TRIPLE-DOUBLE (10 or More Points, Rebounds and Assists)

Jason Capel vs. Buffalo, Dec. 17, 2000 (16 points, 11 rebounds, 10 assists)

Note: The Charlotte Observer reported Billy Cunningham had 33 points, 16 rebounds and 11 assists vs. Virginia on Jan. 16, 1965. Assists were not an official statistic at that time.

MOST DOUBLE-DOUBLES, POINTS & REBOUNDS – CAREER

68	Armando Bacot, 2019- (11 in 2019-20, 7 in 2020-21, 31 in 2021-22, 19 in 2022-23)
60	Billy Cunningham, 1962-65
51	Antawn Jamison, 1995-98
47	Tyler Hansbrough, 2005-09
47	Sam Perkins, 1980-84
44	Mitch Kupchak, 1972-76
43	Rusty Clark, 1966-69
42	Larry Miller, 1965-68
39	Lennie Rosenbluth, 1954-57
37	John Henson, 2009-12
35	Bobby Jones, 1971-74
35	Pete Brennan, 1955-58

note: Rosenbluth scored in double figures in five games and Brennan scored in double figures in 16 games in which their rebounds are unknown.

HIGHEST PERCENTAGE OF GAMES WITH A DOUBLE-DOUBLE, CAREER

	Double-Doubles	Games	Pct.
Billy Cunningham, 1962-65	60	69	.870
Armando Bacot, 2019-present	68	132	.515
Lennie Rosenbluth, 1954-57	39#	76	.513
Antawn Jamison, 1995-98	51	104	.490
Doug Moe, 1958-61	29	60	.483
Rusty Clark, 1966-69	43	91	.473
Larry Miller, 1965-68	42	91	.462
Robert McAdoo, 1971-72	14	31	.452
Pete Brennan, 1955-58	35#	81	.432
Sean May, 2002-05	33	77	.429
Bobby Jones, 1971-74	35	92	.380


rebounds unknown for several games

MOST DOUBLE-DOUBLES, POINTS & REBOUNDS – SEASON

31	Armando Bacot, 2021-22 (tied NCAA record, set ACC record)
23	Brice Johnson, 2015-16
22	Billy Cunningham, 1963-64
21	Antawn Jamison, 1997-98
20	Mitch Kupchak, 1974-75
20	Billy Cunningham, 1962-63
20	Doug Moe, 1960-61
19	Armando Bacot, 2022-23
19	Tyler Hansbrough, 2007-08
19	Larry Miller, 1966-67

HIGHEST PERCENTAGE OF GAMES WITH A DOUBLE-DOUBLE – SEASON

Career	Double-Doubles	Games	Pct.
Billy Cunningham, 1962-63	20	21	.952
Billy Cunningham, 1963-64	22	24	.917
Doug Moe, 1960-61	20	23	.870
Armando Bacot, 2021-22	31	39	.795
Billy Cunningham, 1964-65	18	24	.750



MOST DOUBLE-DOUBLES, POINTS & REBOUNDS – FRESHMEN

13	Antawn Jamison, 1995-96
11	Armando Bacot, 2019-20
9	J.R. Reid, 1986-87
9	Sam Perkins, 1980-81
6	Day'Ron Sharpe, 2020-21
6	Tyler Hansbrough, 2005-06
6	Rasheed Wallace, 1993-94
6	Mike O'Koren, 1976-77

MOST CONSECUTIVE DOUBLE-DOUBLES, POINTS & REBOUNDS

40	Billy Cunningham, last 20 games in 1962-63 and first 20 games in 1963-64 (second-longest in NCAA history, ACC record)
11	Doug Moe, 1960-61
11	Doug Moe, last two games in 1959-60, first nine in 1960-61
10	Armando Bacot, 2021-22
10	Billy Cunningham, 1964-65
9	John Henson, 2010-11
8	Mitch Kupchak, 1975-76
8	Sean May, 2004-05
6	Armando Bacot, 2021-22
6	Garrison Brooks, 2019-2020
6	Antawn Jamison, 1997-98
6	Rusty Clark, 1967-68
6	Rusty Clark, 1967-68

Note: Pete Brennan and Lennie Rosenbluth could have streaks as many as 11 and six games, respectively, but rebound figures for some games are unknown.

MOST CONSECUTIVE DOUBLE-DOUBLES – FRESHMEN

3	Armando Bacot, 2019-20 (twice)
3	Antawn Jamison, 1995-96
3	Mike O'Koren, 1976-77

MOST DOUBLE-DOUBLES, POINTS & ASSISTS – CAREER

15	Phil Ford, 1974-78
13	Ed Cota, 1996-2000
11	Raymond Felton, 2002-05
8	Kendall Marshall, 2010-12
8	Kenny Smith, 1983-87

MOST DOUBLE-DOUBLES, POINTS & ASSISTS – SEASON

9	Phil Ford, 1975-76
6	Kendall Marshall, 2011-12
5	Raymond Felton, 2004-05
4	Raymond Felton, 2002-03
4	Ed Cota, 1999-2000
4	Jeff McInnis, 1995-96
4	Kenny Smith, 1986-87
4	Phil Ford, 1976-77

MOST DOUBLE-DOUBLES, POINTS & ASSISTS — SEASON BY A FRESHMAN

4	Raymond Felton, 2002-03
3	Ed Cota, 1996-97
2	Kendall Marshall, 2010-11
1	Jeff Lebo, 1985-86
1	Phil Ford, 1974-75



ARMANDO BACOT tied the NCAA single-season record with his **31st double-double**, which he accomplished in the first half of the 2022 national championship game vs. Kansas. He tied Navy's David Robinson, who had 31 in 1985-96.

MOST CONSECUTIVE DOUBLE-DOUBLES, POINTS & ASSISTS

- 3 Kendall Marshall, 2011-12
- 2 Ty Lawson, 2007-08
- 2 Raymond Felton (twice in 2002-03, once in 2004-05)
- 2 Ed Cota, 1996-97
- 2 Jeff McInnis, 1995-96
- 2 Steve Bucknall, 1988-89
- 2 Phil Ford (three times in 1975-76)

20 POINTS AND 10 REBOUNDS IN FIRST GAME AS A TAR HEEL (POINTS/REBOUNDS)

- Cole Anthony (34/11) vs. Notre Dame, Nov. 6, 2019 (freshman)
- Sam Perkins (20/10) at Alaska-Anchorage, Nov. 28, 1980 (freshman)
- Lennie Rosenbluth (30/23) vs. Clemson, Dec. 4, 1954 (sophomore)

AVERAGED A DOUBLE-DOUBLE – SEASON

Armando Bacot	15.9 points & 10.4 rebounds, 2022-23
Armando Bacot	16.3 points & 13.1 rebounds, 2021-22
Luke Maye	14.9 points & 10.5 rebounds, 2018-19
Luke Maye	16.9 points & 10.1 rebounds, 2017-18
Brice Johnson	17.0 points & 10.4 rebounds, 2015-16
John Henson	11.7 points & 10.1 rebounds, 2010-11
Tyler Hansbrough	22.6 points & 10.2 rebounds, 2007-08
Sean May	17.5 points & 10.7 rebounds, 2004-05
Antawn Jamison	22.2 points & 10.5 rebounds, 1997-98
Mitch Kupchak	17.6 points & 11.3 rebounds, 1975-76
Mitch Kupchak	18.5 points & 10.8 rebounds, 1974-75
Bobby Jones	15.0 points & 10.5 rebounds, 1972-73
Robert McAdoo	19.5 points & 10.1 rebounds, 1971-72
Rusty Clark	15.8 points & 11.0 rebounds, 1967-68
Rusty Clark	13.9 points & 10.3 rebounds, 1966-67
Larry Miller	20.9 points & 10.3 rebounds, 1965-66
Billy Cunningham	25.4 points & 14.3 rebounds, 1964-65
Billy Cunningham	26.0 points & 15.8 rebounds, 1963-64
Billy Cunningham	22.7 points & 16.1 rebounds, 1962-63
Jim Hudock	14.9 points & 10.1 rebounds, 1961-62
Doug Moe	20.4 points & 14.0 rebounds, 1960-61
Lee Shaffer	18.2 points & 11.2 rebounds, 1959-60
Doug Moe	16.8 points & 11.3 rebounds, 1959-60
Pete Brennan	21.3 points & 11.7 rebounds, 1957-58
Pete Brennan	14.7 points & 10.4 rebounds, 1956-57
Lennie Rosenbluth	26.7 points & 11.5 rebounds, 1955-56
Lennie Rosenbluth	25.5 points & 11.7 rebounds, 1954-55

AVERAGED A DOUBLE-DOUBLE – CAREER

Armando Bacot	13.7 points & 10.1 rebounds, 2019-
Sean May	15.8 points & 10.0 rebounds, 2002-05
Robert McAdoo	19.5 points & 10.1 rebounds, 1971-72
Rusty Clark	14.7 points & 10.2 rebounds, 1966-69
Billy Cunningham	24.8 points & 15.4 rebounds, 1962-65
Doug Moe	16.5 points & 10.6 rebounds, 1958-61
Pete Brennan	16.4 points & 10.5 rebounds, 1955-58
Lennie Rosenbluth	26.9 points & 10.4 rebounds, 1954-57

AVERAGED A DOUBLE-DOUBLE, SHOT 60 PERCENT FG – SEASON

- Brice Johnson (17.0 points, 10.4 rebounds, .614 FG%) 2015-16
- Mitch Kupchak (18.5 points, 10.8 rebounds, .602 FG%) 1974-75
- Bobby Jones (15.0 points, 10.5 rebounds, .601 FG%) 1927-73

AVERAGED A DOUBLE-DOUBLE — CONSECUTIVE SEASONS

- Armando Bacot – 2021-22, 2022-23**
- Luke Maye – 2017-18, 2018-19
- Mitch Kupchak, 1974-75, 1975-76
- Rusty Clark, 1966-67, 1967-68
- Billy Cunningham – 1962-63, 1963-64, 1964-65
- Doug Moe – 1959-60, 1960-61
- Pete Brennan – 1956-57, 1957-58
- Lennie Rosenbluth – 1954-55, 1955-56

FOUR TAR HEELS WITH POINTS/REBOUNDS DOUBLE-DOUBLES

- Larry Miller (29/10), Charlie Scott (18/14), Rusty Clark (13/13) and Bill Bunting (10/11) vs. Clemson, Feb. 16, 1968 in Charlotte

THREE TAR HEELS WITH POINTS/REBOUNDS DOUBLE-DOUBLES

- ^Armando Bacot (15 pts/15 reb), RJ Davis (15 pts/12 reb), Brady Manek (13 pts/13 reb) vs. Kansas, April 4, 2022, NCAA Final in New Orleans**
- *Armando Bacot (20 pts/13 reb), Walker Kessler (16 pts/12 reb), Day'Ron Sharpe (14 pts/10 reb) vs. Notre Dame, March 10, 2021 in Greensboro**
- Cole Anthony (20/10), Garrison Brooks (18/12) and Justin Pierce (18/12) at UNCW, Nov. 8, 2019
- Luke Maye (21/11), Cameron Johnson (15/11) and Kenny Williams (15/10) at NC State, Jan. 8, 2019
- ^Tyler Zeller (20/22), Reggie Bullock (17/10) and John Henson (14/10) vs. Ohio, March 23, 2012 in St. Louis**
- Jawad Williams (24/11), Sean May (19/13) and Rashad McCants (18/13) at Cleveland State, Nov. 29, 2003
- Walter Davis (21/10), Tommy LaGarde (16/11) and Mitch Kupchak (13/11) vs. East Tennessee State, Dec. 4, 1974
- Dennis Wuyick (25/14), Bill Chamberlain (20/10) and Lee Dedmon (13/11) vs. NC State, March 3, 1971
- Bill Bunting (22/10), Rusty Clark (18/15) and Charlie Scott (14/15) vs. Vanderbilt, Dec. 9, 1968 in Charlotte, N.C.
- Larry Miller (23/10), Bobby Lewis (18/10) and Bill Bunting (14/11) vs. Furman, Dec. 27, 1966 in Greensboro, N.C.
- Charlie Shaffer (22/11), Bob Bennett (12/10) and Billy Cunningham (12/10) vs. Georgia, Dec. 18, 1963
- *Billy Cunningham (28/13), Yogi Poteet (18/10) and Charlie Shaffer (18/10) vs. South Carolina, Feb. 28, 1963 in Raleigh**
- Doug Moe (24/21), Jim Hudock (15/16) and Dick Kepley (13/10) at Virginia, Jan. 14, 1961
- *Lee Shaffer (29/13), York Larese (28/12) and Doug Moe (10/17) vs. Virginia, March 3, 1960 in Raleigh**
- *Lennie Rosenbluth (38/13), Pete Brennan (22/19) and Joe Quigg (18/15) vs. South Carolina, March 9, 1957 in Raleigh**
- Lennie Rosenbluth (40/12), Pete Brennan (16/11) and Joe Quigg (10/16) at Duke, March 1, 1957
- Pete Brennan (26/11), Lennie Rosenbluth (23/16) and Bob Cunningham (11/12) vs. South Carolina, Feb. 22, 1957
- Lennie Rosenbluth (47/17), Joe Quigg (19/19) and Pete Brennan (15/10) vs. Furman, Dec. 4, 1956
- *Lennie Rosenbluth (35/10), Joe Quigg (13/14) and Pete Brennan (13/13) vs. Virginia, March 1, 1956 in Raleigh**
- Lennie Rosenbluth (45/10), Joe Quigg (20/17) and Pete Brennan (15/13) at Clemson, Jan. 14, 1956
- Lennie Rosenbluth (22/17), Joe Quigg (12/14) and Pete Brennan (10/12) at Maryland, Dec. 17, 1955
- Joe Quigg (15/12), Lennie Rosenbluth (12/11) and Jerry Vayda (11/11) vs. Georgia Tech, Dec. 9, 1955 in Charlotte



LUKE MAYE was one of four Tar Heels to average double-doubles in consecutive seasons and the first to accomplish that feat in more than 40 seasons.

THREE TAR HEELS WITH DOUBLE-DOUBLES, TWO IN POINTS/REBOUNDS AND ONE IN POINTS/ASSISTS

- Tyler Zeller (19/10 rebs), John Henson (13/10 rebs) and Kendall Marshall (20-10 assists) at Duke, March 3, 2012
- Jawad Williams (17/12 rebs), Sean May (15/11 rebs) and Raymond Felton (22/11 assists) vs. Wake Forest, Dec. 20, 2003
- Brendan Haywood (20/10 rebs), Jason Capel (12/13 rebs) and Ed Cota (10/13 assists) vs. Wake Forest, Feb. 12, 2000
- Antawn Jamison (33/11 rebs), Serge Zwikker (14/10 rebs) and Ed Cota (12/11 assists) vs. Duke, March 2, 1997
- Antawn Jamison (13/11 rebs), Serge Zwikker (13/11 rebs) and Jeff McInnis (24/10 assists) vs. Dartmouth, Dec. 16, 1995
- Rasheed Wallace (22/14 rebs), Jerry Stackhouse (21/10 rebs) and Jeff McInnis (15/10 assists) vs. UNC Asheville, Dec. 31, 1994
- Joe Wolf (15/11 rebs), Scott Williams (11/10 rebs) and Jeff Lebo (10/10 assists) vs. East Tennessee State, Feb. 18, 1987
- Brad Daugherty (18/11 rebs), Warren Martin (16/10 rebs) and Kenny Smith (14/10 assists) vs. Duke, Jan. 19, 1985
- Brad Daugherty (17/10 rebs), Warren Martin (11/10 rebs) and Kenny Smith (10/13 assists) vs. Oral Roberts, Dec. 8, 1984
- Mitch Kupchak (24/11 rebs), Tommy LaGarde (15/10 rebs) and Phil Ford (19/11 assists) vs. East Tennessee State, Dec. 20, 1975
- Charlie Scott (20/13 rebs), Rusty Clark (13/12 rebs) and Eddie Fogler (10/10 assists) vs. Clemson, Dec. 16, 1968

40 POINTS/20 REBOUNDS

- Billy Cunningham (48/25) vs. Tulane, Dec. 10, 1964
- Billy Cunningham (40/28) vs. Maryland, Jan. 13, 1964
- Lennie Rosenbluth (45/22) vs. William and Mary, Feb. 7, 1956

40 POINTS/10 REBOUNDS

- Tyler Hansbrough (40/10) vs. Georgia Tech, Feb. 15, 2006
- *Charlie Scott (41/13) vs. Virginia, March 5, 1970 in Charlotte
- Billy Cunningham (48/25) vs. Tulane, Dec. 10, 1964
- Billy Cunningham (40/28) vs. Maryland, Jan. 13, 1964
- *Lennie Rosenbluth (45/12) vs. Clemson, March 7, 1957 in Raleigh
- Lennie Rosenbluth (40/12) at Duke, March 1, 1957
- Lennie Rosenbluth (47/17) vs. Furman, Dec. 4, 1956
- Lennie Rosenbluth (45/22) vs. Williams & Mary, Feb. 7, 1956
- Lennie Rosenbluth (45/10) at Clemson, Jan. 14, 1956

30 POINTS/15 REBOUNDS — GAME

- Luke Maye (30/15) at Duke, Feb. 20, 2019
- Luke Maye (33/17) at NC State, Feb. 10, 2018
- Luke Maye (32/18) vs. Boston College, Jan. 9, 2018
- Brice Johnson (39/23) at Florida State, Jan. 4, 2016
- Antawn Jamison (36/16) vs. Maryland, Feb. 14, 1998
- Antawn Jamison (36/15) vs. Pittsburgh, Nov. 29, 1996
- Mitch Kupchak (35/21) at Tulane, Feb. 14, 1976
- Mitch Kupchak (30/17) at Detroit, Feb. 4, 1976
- ^Robert McAdoo (30/19) vs. Louisville, March 25, 1972 in Los Angeles
- Billy Cunningham (38/17) vs. Virginia, Feb. 23, 1965
- Billy Cunningham (35/19) vs. Wake Forest, Feb. 9, 1965
- Billy Cunningham (33/16) at Virginia, Jan. 16, 1965
- Billy Cunningham (35/15) at Wake Forest, Jan. 6, 1965
- Billy Cunningham (48/25) vs. Tulane, Dec. 10, 1964
- *Billy Cunningham (34/15) vs. South Carolina, March 5, 1964 in Raleigh
- Billy Cunningham (31/22) at Maryland, Feb. 18, 1964
- Billy Cunningham (33/18) vs. Clemson, Feb. 14, 1964 in Charlotte
- Billy Cunningham (30/25) vs. Virginia Tech, Jan. 18, 1964
- Billy Cunningham (40/28) vs. Maryland, Jan. 13, 1964
- Billy Cunningham (32/20) at Kentucky, Dec. 9, 1963
- Billy Cunningham (31/16) at Duke, Feb. 23, 1963
- Billy Cunningham (32/16) vs. Wake Forest, Feb. 9, 1963
- Pete Brennan (32/22) vs. Wake Forest, Jan. 4, 1958
- Lennie Rosenbluth (47/17) vs. Furman, Dec. 4, 1956
- Lennie Rosenbluth (45/22) vs. William and Mary, Feb. 7, 1956
- Lennie Rosenbluth (35/16) vs. Villanova, Dec. 29, 1955 in Raleigh
- Lennie Rosenbluth (32/25) vs. Virginia, Jan. 11, 1955
- Lennie Rosenbluth (37/25) vs. South Carolina, Dec. 9, 1954

30 POINTS/10 REBOUNDS — GAME

- Garrison Brooks (35/11) vs. Georgia Tech, Jan. 4, 2020
- Cole Anthony (34/11) vs. Notre Dame, Nov. 6, 2019
- Luke Maye (30/15) at Duke, Feb. 20, 2019
- Luke Maye (31/12) vs. NC State, Feb. 5, 2019
- Luke Maye (33/17) at NC State, Feb. 10, 2018
- Luke Maye (31/12) vs. NC State, Jan. 27 2018
- Luke Maye (32/18) vs. Boston College, Jan. 9, 2018
- Brice Johnson (39/23) at Florida State, Jan. 4, 2016
- Tyler Zeller (31/10) vs. Appalachian State, Dec. 17, 2011
- Tyler Hansbrough (32/12) at NC State, Feb. 20, 2008
- Tyler Hansbrough (39/13) vs. Clemson, Feb. 10, 2008
- Tyler Hansbrough (40/10) vs. Georgia Tech, Feb. 15, 2006
- Sean May (32/12) vs. Florida State, March 3, 2005
- Joseph Forte (38/10) vs. Tulsa, Nov. 11, 2000
- Antawn Jamison (36/16) vs. Maryland, Feb. 14, 1998
- Antawn Jamison (35/11) vs. Duke, Feb. 5, 1998
- Antawn Jamison (36/14) at NC State, Jan. 21, 1998
- Antawn Jamison (33/11) vs. Duke, March 2, 1997
- Antawn Jamison (36/15) vs. Pittsburgh, Nov. 29, 1996
- Rasheed Wallace (30/11) vs. Pittsburgh, Nov. 29, 1994
- J.R. Reid (30/13) at Illinois, Dec. 19, 1987
- J.R. Reid (31/13) vs. NC State, Jan. 18, 1987
- Brad Daugherty (31/14) vs. Wake Forest, Jan. 11, 1986 in Greensboro
- Brad Daugherty (33/11) at Fordham, Jan. 9, 1986
- Sam Perkins (30/10) at Clemson, Feb. 2, 1983
- Sam Perkins (36/10) at Virginia, Jan. 15, 1983
- ^Al Wood (39/10) vs. Virginia, March 28, 1981 in Philadelphia
- Sam Perkins (30/13) vs. Rutgers, Dec. 22, 1980 in Charlotte
- Mitch Kupchak (35/21) at Tulane, Feb. 14, 1976
- Mitch Kupchak (30/17) at Detroit, Feb. 4, 1976
- ^Mitch Kupchak (36/13) vs. Boston College, March 22, 1975 in Providence, R.I.
- *Walter Davis (31/12) vs. Wake Forest, March 6, 1975 in Greensboro
- Mitch Kupchak (30/11) vs. Utah, Dec. 28, 1974 in Greensboro
- Mitch Kupchak (31/10) at Houston, Dec. 7, 1974
- ^Robert McAdoo (30/19) vs. Louisville, March 25, 1972 in Los Angeles
- ~Bill Chamberlain (34/10) vs. Georgia Tech, March 27, 1971 in New York City
- Dennis Wuycik (30/11) vs. Virginia, Dec. 15, 1970
- Dennis Wuycik (39/12) vs. Creighton, Dec. 12, 1970 in Charlotte
- *Charlie Scott (41/13) vs. Virginia, March 5, 1970 in Charlotte
- Charlie Scott (32/12) vs. Clemson, Feb. 13, 1970 in Charlotte
- Charlie Scott (33/13) vs. NC State, Feb. 9, 1970
- Charlie Scott (31/10) at Wake Forest, Feb. 5, 1970
- Bill Bunting (30/12) vs. Maryland, Feb. 1, 1969
- Charlie Scott (34/11) vs. Oregon, Dec. 2, 1968 in Greensboro



GARRISON BROOKS is the most recent Tar Heel to have 30 rebounds and 10 rebounds in a game. He had 35 and 11 vs. Georgia Tech in 2020.

*Larry Miller (32/11) vs. Duke, March 11, 1967 in Greensboro
 Bobby Lewis (36/11) at NC State, Feb. 14, 1967
 Larry Miller (38/11) vs. Virginia, Jan. 28, 1967
 Larry Miller (31/14) vs. Princeton, Jan. 2, 1967
 Bobby Lewis (32/11) vs. Princeton, Dec. 27, 1965 in Greensboro
 Larry Miller (32/14) vs. Richmond, Dec. 8, 1965
 Billy Cunningham (38/17) vs. Virginia, Feb. 23, 1965
 Billy Cunningham (36/10) vs. Clemson, Feb. 20, 1965 in Charlotte
 Billy Cunningham (35/19) vs. Wake Forest, Feb. 9, 1965
 Billy Cunningham (33/16) at Virginia, Jan. 16, 1965
 Billy Cunningham (35/15) at Wake Forest, Jan. 6, 1965
 Billy Cunningham (30/14) vs. Vanderbilt, Dec. 14, 1964 in Greensboro
 Billy Cunningham (48/25) vs. Tulane, Dec. 10, 1964
 *Billy Cunningham (34/15) vs. South Carolina, March 5, 1964 in Raleigh
 Billy Cunningham (31/22) at Maryland, Feb. 18, 1964
 Billy Cunningham (33/18) vs. Clemson, Feb. 14, 1964 in Charlotte
 Billy Cunningham (33/12) vs. Wake Forest, Feb. 8, 1964
 Billy Cunningham (30/25) vs. Virginia Tech, Jan. 18, 1964
 Billy Cunningham (40/28) vs. Maryland, Jan. 13, 1964
 Billy Cunningham (32/20) at Kentucky, Dec. 9, 1963
 Billy Cunningham (31/16) at Duke, Feb. 23, 1963
 Billy Cunningham (32/16) vs. Wake Forest, Feb. 9, 1963
 Billy Cunningham (33/13) vs. Maryland, Feb. 7, 1963
 Billy Cunningham (33/11) at Virginia, Jan. 19, 1963
 York Larese (30/12) at Wake Forest, Feb. 11, 1961
 Doug Moe (32/13) at Duke, Feb. 6, 1959
 Pete Brennan (32/22) vs. Wake Forest, Jan. 4, 1958
 ^Lennie Rosenbluth (39/10) vs. Canisius, March 15, 1957 in Philadelphia
 *Lennie Rosenbluth (38/13) vs. South Carolina, March 9, 1957 in Raleigh
 *Lennie Rosenbluth (45/12) vs. Clemson, March 7, 1957 in Raleigh
 Lennie Rosenbluth (40/12) at Duke, March 1, 1957
 Lennie Rosenbluth (35/13) vs. Duke, Feb. 9, 1957
 Lennie Rosenbluth (30/11) vs. Virginia, Jan. 12, 1957
 Lennie Rosenbluth (36/14) vs. Utah, Dec. 27, 1956 in Raleigh
 Lennie Rosenbluth (47/17) vs. Furman, Dec. 4, 1956
 *Lennie Rosenbluth (35/10) vs. Virginia, March 1, 1956 in Raleigh
 Lennie Rosenbluth (31/14) vs. Duke, Feb. 24, 1956
 Lennie Rosenbluth (45/22) vs. Williams & Mary, Feb. 7, 1956
 Lennie Rosenbluth (45/10) at Clemson, Jan. 14, 1956
 Lennie Rosenbluth (35/16) vs. Villanova, Dec. 29, 1955 in Raleigh
 Lennie Rosenbluth (31/14) vs. South Carolina, Dec. 10, 1955
 Lennie Rosenbluth (32/25) vs. Virginia, Jan. 11, 1955
 Lennie Rosenbluth (30/13) vs. Southern California, Dec. 27, 1954 in Raleigh
 Lennie Rosenbluth (39/11) at William & Mary, Dec. 11, 1954
 Lennie Rosenbluth (37/25) vs. South Carolina, Dec. 9, 1954

25 POINTS & 20 REBOUNDS — GAME

Armando Bacot (29/22) vs. Virginia Jan. 8, 2022

Brice Johnson (39/23) at Florida State, Jan. 4, 2016
 Sean May (26/24) vs. Duke, March 6, 2005
 Mitch Kupchak (35/21) at Tulane, Feb. 14, 1976
 Rusty Clark (27/30) vs. Maryland, Feb. 21, 1968
 Billy Cunningham (48/22) vs. Tulane, Dec. 10, 1964
 Billy Cunningham (31/22) at Maryland, Feb. 18, 1964
 Billy Cunningham (27/25) vs. South Carolina, Feb. 15, 1964 in Charlotte
 Billy Cunningham (30/25) vs. Virginia Tech, Jan. 18, 1964
 Billy Cunningham (40/28) vs. Maryland, Jan. 13, 1964
 Billy Cunningham (32/20) at Kentucky, Dec. 9, 1963
 Billy Cunningham (27/23) vs. Virginia, Feb. 20, 1963
 Billy Cunningham (28/21) vs. South Carolina, Feb. 15, 1963 in Charlotte
 Jim Hudock (26/20) vs. South Carolina, Jan. 15, 1962
 Pete Brennan (26/23) at Clemson, Jan. 18, 1958
 Pete Brennan (32/22) vs. Wake Forest, Jan. 4, 1958
 Lennie Rosenbluth (45/22) vs. William & Mary, Feb. 7, 1956
 Lennie Rosenbluth (25/21) vs. Virginia, Jan. 10, 1956
 Lennie Rosenbluth (32/25) vs. Virginia, Jan. 11, 1955
 Lennie Rosenbluth (37/25) vs. South Carolina, Dec. 9, 1954
 Lennie Rosenbluth (30/23) vs. Clemson, Dec. 4, 1954

20 POINTS & 20 REBOUNDS — GAME

^Armando Bacot (20/22) vs. Saint Peter's, March 27, 2022 in Philadelphia

Armando Bacot (29/22) vs. Virginia Jan. 8, 2022

Brice Johnson (39/23) at Florida State, Jan. 4, 2016
 ^Tyler Zeller (22/20) vs. Ohio, March 23, 2012 in St. Louis
 Tyler Hansbrough (22/21) at Florida State, Feb. 3, 2008
 Sean May (26/24) vs. Duke, March 6, 2005
 Serge Zwikker (22/20) vs. Southern California, Dec. 6, 1996 in Charlotte
 Mitch Kupchak (35/21) at Tulane, Feb. 14, 1976
 Rusty Clark (27/30) vs. Maryland, Feb. 21, 1968
 Billy Cunningham (48/22) vs. Tulane, Dec. 10, 1964
 Billy Cunningham (31/22) at Maryland, Feb. 18, 1964
 Billy Cunningham (27/25) vs. South Carolina, Feb. 15, 1964 in Charlotte
 Billy Cunningham (30/25) vs. Virginia Tech, Jan. 18, 1964
 Billy Cunningham (40/28) vs. Maryland, Jan. 13, 1964
 Billy Cunningham (32/20) at Kentucky, Dec. 9, 1963
 Billy Cunningham (27/23) vs. Virginia, Feb. 20, 1963
 Billy Cunningham (28/21) vs. South Carolina, Feb. 15, 1963 in Charlotte
 Jim Hudock (26/20) vs. South Carolina, Jan. 15, 1962
 Pete Brennan (26/23) at Clemson, Jan. 18, 1958
 Pete Brennan (32/22) vs. Wake Forest, Jan. 4, 1958
 Lennie Rosenbluth (45/22) vs. William & Mary, Feb. 7, 1956
 Lennie Rosenbluth (25/21) vs. Virginia, Jan. 10, 1956
 Lennie Rosenbluth (32/25) vs. Virginia, Jan. 11, 1955
 Lennie Rosenbluth (37/25) vs. South Carolina, Dec. 9, 1954
 Lennie Rosenbluth (30/23) vs. Clemson, Dec. 4, 1954

20 POINTS & 10 ASSISTS — GAME

Kendall Marshall (20/10) at Duke, March 3, 2012
 Kendall Marshall (22/13) at NC State, Feb. 22, 2012
 Ty Lawson (22/11) vs. Notre Dame, Nov. 26, 2008 in Lahaina, Maui
 Ty Lawson (23/10) at Miami, Jan. 23, 2008
 Raymond Felton (22/11) vs. Wake Forest, Dec. 20, 2003 (30T)
 *Raymond Felton (20/10) vs. Maryland, March 14, 2003 in Greensboro
 ^Ed Cota (20/10) vs. Weber State, March 11, 1999 in Seattle
 Shammond Williams (21/13) at Richmond, Nov. 19, 1997
 ^Jeff McInnis (25/11) vs. New Orleans, March 15, 1996 in Richmond, Va.
 Jeff McInnis (24/10) vs. Dartmouth, Dec. 16, 1995
 Jeff McInnis (20/13) vs. Florida State, Jan. 25, 1995
 Derrick Phelps (22/10) at Florida State, Jan. 26, 1994
 King Rice (22/13) vs. Kentucky, Dec. 27, 1989 in Louisville, Ky.
 Jimmy Black (21/10) vs. Clemson, Jan. 27, 1982
 Phil Ford (24/14) vs. NC State, Feb. 23, 1977
 Phil Ford (22/10) vs. Maryland, Jan. 25, 1976
 Phil Ford (27/10) vs. Seton Hall, Dec. 4, 1975 in New York City
 Darrell Elston (20/11) vs. Georgia Tech, Feb. 9, 1974

^ NCAA Tournament

* ACC Tournament

~ NIT



MISCELLANEOUS RECORDS



MOST GAMES PLAYED — SINGLE SEASON

- 40 Nate Britt, Justin Jackson, Kennedy Meeks, Seventh Woods, 2016-17 (*ties ACC record*)
- 40 Joel Berry II, Isaiah Hicks, Justin Jackson, Brice Johnson, Theo Pinson, 2015-16 (*ties ACC record*)
- 39 Tyler Hansbrough, Wayne Ellington, Danny Green, Deon Thompson, Marcus Ginyard, 2007-08
- 39 Armando Bacot, RJ Davis, Caleb Love, Brady Manek, 2021-22**
- 38 Leaky Black, 2021-22
- 38 Joel Berry II, Tony Bradley, 2016-17
- 38 Nate Britt, Isaiah Hicks, Justin Jackson, Joel James, Brice Johnson, Marcus Paige, J.P. Tokoto, 2014-15
- 38 Harrison Barnes, Reggie Bullock, James Michael McAdoo, Justin Watts, Tyler Zeller, 2011-12
- 38 Ed Davis, Larry Drew II, Wayne Ellington, Bobby Frasor, Danny Green and Deon Thompson, 2008-09
- 38 Wayne Ellington, Tyler Hansbrough, Ty Lawson, Wes Miller, Alex Stepheson, Reyshawn Terry and Deon Thompson, 2006-07
- 38 Vince Carter, Brendan Haywood, Makhtar Ndiaye, Ademola Okulaja and Shammond Williams, 1997-98
- 38 George Lynch, Eric Montross, Henrik Rodl, Kevin Salvadori, Pat Sullivan, 1992-93

MOST GAMES PLAYED — CAREER

- 155 Leaky Black, 2018-23 (five seasons)
- 152 Deon Thompson, 2006-10
- 151 Nate Britt, 2013-17
- 151 Isaiah Hicks, 2013-17
- 148 Brice Johnson, 2012-16
- 145 Danny Green, 2005-09
- 144 Joel Berry II, 2014-18
- 144 Kennedy Meeks, 2013-17
- 143 Marcus Ginyard, 2005-10
- 142 Tyler Hansbrough, 2005-09

MOST CAROLINA WINS PLAYED — SINGLE SEASON

- 36 Tyler Hansbrough, Wayne Ellington, Danny Green, Deon Thompson, Marcus Ginyard in 2007-08
- 34 Ed Davis, Larry Drew II, Wayne Ellington, Bobby Frasor, Danny Green and Deon Thompson in 2008-09
- 34 Alex Stepheson, Quentin Thomas, 2007-08
- 34 Vince Carter, Brendan Haywood, Makhtar Ndiaye, Ademola Okulaja and Shammond Williams in 1997-98
- 34 George Lynch, Eric Montross, Henrik Rodl, Kevin Salvadori and Pat Sullivan in 1992-93

MOST CAROLINA WINS PLAYED — CAREER

- 123 Danny Green, 2005-09 (23 in 2005-06, 30 in 2006-07, 36 in 2007-08, 34 in 2008-09)
- 121 Deon Thompson, 2006-10 (31 in 2006-07, 36 in 2007-08, 34 in 2008-09, 20 in 2009-10)
- 120 Tyler Hansbrough, 2005-09 (23 in 2005-06, 31 in 2006-07, 36 in 2007-08, 30 in 2008-09)
- 116 Nate Britt (24 in 2013-14, 26 in 2014-15, 33 in 2015-16, 33 in 2016-17)
- 116 Isaiah Hicks (24 in 2013-14, 26 in 2014-15, 33 in 2015-16, 33 in 2016-17)

MOST ACC WINS PLAYED — CAREER (includes ACC Tournament games)

- 59 Luke Maye, 2015-19 (51 regular season, 8 ACC Tournament)
- 59 Nate Britt, 2013-17 (52 regular season, 7 ACC Tournament)
- 59 Isaiah Hicks, 2013-17 (52 regular season, 7 ACC Tournament)
- 58 Brice Johnson, 2012-16
- 58 Marcus Paige, 2012-16
- 58 Danny Green, 2005-09
- 58 Tyler Hansbrough, 2005-09
- 57 Quentin Thomas, 2004-08
- 55 Joel Berry, 2014-18
- 55 Kennedy Meeks, 2013-17
- 55 Sam Perkins, 1980-84



DANNY GREEN played in 123 wins, the most by any Tar Heel player. Carolina won 124 games in his career from 2005-09, most by any four-year class.

MOST ACC TOURNAMENT WINS — CAREER

- 10 Joel Berry, 2014-18
- 10 Eric Montross, 1990-94
- 10 Derrick Phelps, 1990-94

MOST MINUTES PLAYED (SINCE 1980)

- 4633 Ed Cota, 1996-2000
- 4570 Marcus Paige, 2012-16
- 4459 Sam Perkins, 1980-84
- 4396 Ademola Okulaja, 1995-99
- 4394 Tyler Hansbrough, 2005-09

HIGHEST MINUTES PER GAME AVERAGE IN A SEASON (SINCE 2003)

- 35.7 Caleb Love, 2022-23
- 35.6 Marcus Paige, 2013-14
- 35.0 RJ Davis, 2022-23
- 34.9 Garrison Brooks, 2019-20
- 34.9 Cole Anthony, 2019-20

ONLY NCAA PLAYER WITH 1,000 POINTS, 1,000 ASSISTS AND 500 REBOUNDS

Ed Cota (1,262 points, 1,030 assists and 517 rebounds)

MOST WINS BY A CLASS (Four-year span)

- 124 2009 (Michael Copeland, Bobby Frasor, Marcus Ginyard, Danny Green, Tyler Hansbrough)
- 123 2008 (Quentin Thomas)
- 121 2019 (Luke Maye, Kenny Williams)
- 121 2010 (Deon Thompson)
- 118 2018 (Joel Berry II, Theo Pinson)
- 117 1984 (Matt Doherty, Cecil Exum, Sam Perkins)
- 116 2017 (Nate Britt, Isaiah Hicks, Kennedy Meeks)
- 116 1989 (Steve Bucknall, Jeff Lebo)

MOST PERSONAL FOULS

- 443 Scott Williams, 1986-1990 (*ACC record*)
- 406 Eric Montross, 1990-94
- 405 Rick Fox, 1987-91
- 402 Brad Daugherty, 1982-86
- 386 George Lynch, 1989-93

MOST GAMES PLAYED WITHOUT FOULING OUT

- 138 Ed Cota (1996-2000) (*ACC record*)



FRESHMAN RECORDS



MOST GAMES PLAYED

- 40 Seventh Woods, 2016-17
- 38 Tony Bradley, 2016-17
- 38 Justin Jackson, 2014-15
- 38 James Michael McAdoo, 2011-12
- 38 Ed Davis, 2009-09
- 38 Larry Drew II, 2008-09
- 38 Wayne Ellington, 2006-07
- 38 Ty Lawson, 2006-07
- 38 Brendan Haywood, 1997-98

MOST WINS PLAYED IN

- 34 Ed Davis and Larry Drew II, 2008-09

MOST POINTS — GAME

- *40 Harrison Barnes vs. Clemson, March 12, 2011 in Greensboro
- 40 Tyler Hansbrough vs. Georgia Tech, Feb. 15, 2006
- 34 Cole Anthony vs. Notre Dame, Nov. 6, 2019
- 34 Coby White vs. Syracuse, Feb. 26, 2019
- 33 Coby White vs. Miami, Feb. 9, 2019
- 33 Coby White vs. Texas, Nov. 22, 2018 in Las Vegas

MOST POINTS — SEASON

- 600 Joseph Forte, 1999-2000
- 594 Rashad McCants, 2002-03
- 587 Tyler Hansbrough, 2005-06
- 580 Harrison Barnes, 2010-11
- 562 Coby White, 2018-19

HIGHEST SCORING AVERAGE — SEASON

- 18.9 Tyler Hansbrough, 2005-06
- 18.5 Cole Anthony, 2019-20
- 17.0 Rashad McCants, 2002-03
- 16.7 Joseph Forte, 1999-2000
- 16.4 Phil Ford, 1974-75

MOST POINTS IN FIRST GAME (20 or more)

- 34 Cole Anthony vs. Notre Dame, Nov. 6, 2019
- 28 Rashad McCants vs. Penn State, Preseason NIT, Nov. 18, 2002
- 24 Joseph Forte vs. Southern California, Nov. 22, 1999 in Lahaina, Maui
- 21 Tyler Hansbrough vs. Gardner-Webb, Nov. 19, 1995
- 21 Jerry Vayda vs. Citadel, Dec. 1, 1952
- 20 Sam Perkins at Alaska-Anchorage, Nov. 28, 1980

MOST DOUBLE-FIGURE SCORING GAMES TO START A FRESHMAN SEASON

- 20 Rashad McCants, 2002-03
- 18 Brandan Wright, 2006-07
- 6 Tony Bradley, 2016-17
- 6 Michael Jordan, 1981-82
- 5 RJ Davis, 2020-21**
- 5 J.R. Reid, 1986-87
- 5 Kenny Smith, 1983-84
- 5 Jerry Vayda, 1952-53

MOST GAMES SCORING IN DOUBLE FIGURES (season)

- 33 Rashad McCants, 2002-03
- 33 Brandan Wright, 2006-07
- 32 Joseph Forte, 1999-00
- 32 Sam Perkins, 1980-81
- 31 J.R. Reid, 1986-87

MOST 20-POINT GAMES

- 14 Tyler Hansbrough, 2005-06
- 12 Rashad McCants, 2002-03
- 10 Phil Ford, 1974-75
- 9 Cole Anthony, 2019-20
- 9 Joseph Forte, 1999-00

MOST POINTS, ALL FRESHMEN IN A GAME

- 73 Day'Ron Sharpe (21), Kerwin Walton (19), Walker Kessler (10), Caleb Love (9), RJ Davis (6), Anthony Harris (6), Creighton Lebo (2) vs. Louisville, Feb. 20, 2021
- 62 Walker Kessler (20), Kerwin Walton (13), RJ Davis (12), Caleb Love (12), Day'Ron Sharpe (3), Anthony Harris (2) vs. Florida State, Feb. 27, 2021
- 61 Day'Ron Sharpe (16), Caleb Love (15), RJ Davis (10), Anthony Harris (10), Kerwin Walton (8), Walker Kessler (2) vs. NC State, Jan. 23, 2021
- 58 Rashad McCants (28), Sean May (17), Raymond Felton (9), David Noel (4) vs. Penn State, Nov. 18, 2002
- 57 Brandan Wright (21), Wayne Ellington (19), Ty Lawson (9), Deon Thompson (5), Alex Stepheson (3) vs. Gardner-Webb, Nov. 18, 2006
- 57 Antawn Jamison (26), Vince Carter (18), Ademola Okulaja (10), Ryan Sullivan (3) vs. NC State, Jan. 4, 1996

MOST POINTS, TWO FRESHMEN IN A GAME

- 50 Coby White (27), Nassir Little (23) vs. Virginia Tech, Jan. 21, 2019
- *48 Harrison Barnes (40), Kendall Marshall (8) vs. Clemson, March 12, 2011 in Greensboro
- 48 Raymond Felton (28), Rashad McCants (20) at NC State, Jan. 26, 2003
- 46 Tyler Hansbrough (40), Danny Green (6) vs. Georgia Tech, Feb. 15, 2006
- 45 Coby White (34), Nassir Little (11) vs. Syracuse, Feb. 26, 2019
- 45 Rashad McCants (28), Sean May (17) vs. Penn State, Nov. 18, 2002, Preseason NIT

MOST POINTS — SMITH CENTER

- 40 Tyler Hansbrough vs. Georgia Tech, Feb. 15, 2006
- 34 Cole Anthony vs. Notre Dame, Nov. 6, 2019
- 34 Coby White vs. Syracuse, Feb. 26, 2019
- 33 Coby White vs. Miami, Feb. 9, 2019 (OT)
- 31 J.R. Reid vs. NC State, Jan. 18, 1987

MOST POINTS — ACC TOURNAMENT GAME

- *40 Harrison Barnes vs. Clemson, March 12, 2011 in Greensboro
- *29 Phil Ford vs. Clemson, March 7, 1974 in Greensboro
- *25 Phil Ford vs. Wake Forest, March 6, 1974 in Greensboro
- *24 Phil Ford vs. NC State, March 8, 1974 in Greensboro
- *23 Tyler Hansbrough vs. Boston College, March 11, 2006 in Greensboro

MOST POINTS — NCAA TOURNAMENT GAME

- ^31 Mike O'Koren vs. UNLV, March 26, 1977 in Atlanta
- ^31 J.R. Reid vs. Notre Dame, March 19, 1987 in East Rutherford, N.J.
- ^28 Joseph Forte vs. Tulsa, March 26, 2000 at Austin, Texas
- ^27 J.R. Reid vs. Michigan, March 14, 1987 in Charlotte
- ^24 Tyler Hansbrough vs. Murray State, March 17, 2006 in Dayton, Ohio
- ^24 Phil Ford vs. Syracuse, March 20, 1974 in Providence, R.I.

MOST POINTS — TWO FRESHMEN IN AN NCAA TOURNAMENT GAME

- ^42 Mike O'Koren (31), Rich Yonakor (11) vs. UNLV, March 26, 1977 in Atlanta
- ^39 Tyler Hansbrough (24), Danny Green (15) vs. Murray State, March 17, 2006 in Dayton, Ohio
- ^38 J.R. Reid (27), Scott Williams (11) vs. Michigan, March 14, 1987 in Charlotte
- ^37 Nassir Little (20), Coby White (17) vs. Washington, March 24, 2019 in Columbus, Ohio
- ^35 J.R. Reid (31), Scott Williams (4) vs. Notre Dame, March 19, 1987 in East Rutherford, N.J.
- ^35 Harrison Barnes (22), Kendall Marshall (13) vs. Washington, March 25, 2011 in Charlotte

MOST POINTS — CONSECUTIVE GAMES

65	Tyler Hansbrough, 2005-06 (25 at Miami, 40 vs. Georgia Tech)
62	Coby White, 2018-19 (34 vs. Syracuse, 28 at Clemson)
58	Harrison Barnes, 2010-11 (*18 vs. Miami in Greensboro, *40 vs. Clemson in Greensboro)
58	J.R. Reid, 1986-87 (^27 vs. Michigan in Charlotte, ^31 vs. Notre Dame in East Rutherford, N.J.)
57	Tyler Hansbrough, 2005-06 (40 vs. Georgia Tech, 17 vs. Wake Forest)
57	Antawn Jamison, 1995-96 (26 vs. NC State, 32 at Maryland)

MOST POINTS - THREE CONSECUTIVE GAMES BY A FRESHMAN

82	Cole Anthony, 2019-20 (34 vs. Notre Dame, 20 at UNCW, 28 vs. Gardner-Webb)
82	Tyler Hansbrough, 2005-06 (25 at Miami, 40 vs. Georgia Tech, 17 at Wake Forest)
80	Harrison Barnes, 2010-11 (*40 vs. Clemson in Greensboro, *16 vs. Duke in Greensboro, ^24 vs. Long Island in Charlotte)
79	Tyler Hansbrough, 2005-06 (14 vs. Duke, 25 at Miami, 40 vs. Georgia Tech)
78	Phil Ford, 1974-75 (*25 vs. Wake Forest, *29 vs. Clemson, *24 vs. NC State, all in Greensboro)

MOST FIELD GOALS — GAME

^15	J.R. Reid vs. Notre Dame, March 19, 1987 in East Rutherford, N.J.
14	Antawn Jamison at Maryland, Jan. 6, 1996
^14	Mike O'Koren vs. UNLV, March 26, 1977 in Atlanta
14	Walter Davis vs. Duke, March 2, 1974
13	Tyler Hansbrough vs. Georgia Tech, Feb. 15, 2006
13	Sam Perkins vs. Rutgers, Dec. 22, 1980 in Charlotte
13	Mitch Kupchak at Wake Forest, Jan. 17, 1973

MOST FIELD GOALS — SEASON

228	Brandan Wright, 2006-07
228	Joseph Forte, 1999-2000
215	Rashad McCants, 2002-03
210	Harrison Barnes, 2010-11
201	Antawn Jamison, 1995-96

HIGHEST FIELD GOAL PERCENTAGE — GAME

1.000	Rasheed Wallace (9x9) vs. Colorado State, Dec. 9, 1993
1.000	Rasheed Wallace (8x8) vs. Marshall, Jan. 2, 1994
1.000	Mike O'Koren (8x8) vs. Oral Roberts, Dec. 27, 1976 in Portland
1.000	Mike O'Koren (8x8) vs. Georgia Tech, Feb. 4, 1977 in Charlotte
1.000	Brandan Wright (7x7) vs. Wake Forest, Feb. 10, 2007
1.000	Kris Lang (7x7) at Clemson, Feb. 4, 1999

HIGHEST FIELD GOAL PERCENTAGE — SEASON (min. 4 FG per game)

.646	Brandan Wright, 2006-07 (228x353)
.626	Sam Perkins, 1980-81 (199x318)
.624	Antawn Jamison, 1995-96 (201x322)
.604	Al Wood, 1977-78 (125x207)
.584	J.R. Reid, 1986-87 (198x339)

MOST THREE-POINTERS MADE — GAME

8	Raymond Felton at NC State, Jan. 26, 2003
7	Cole Anthony at Syracuse, Feb. 29, 2020
7	Coby White vs. Miami, Feb. 9, 2019
7	Coby White vs. Texas, Nov. 22, 2018 in Las Vegas
6	Cole Anthony vs. Notre Dame, Nov. 6, 2019
6	Coby White vs. Syracuse, Feb. 26, 2019
6	Coby White at Clemson, March 2, 2019
*6	Harrison Barnes vs. Clemson, March 12, 2011 in Greensboro
6	Joseph Forte vs. Wake Forest, Feb. 12, 2000

MOST THREE-POINTERS MADE — NCAA TOURNAMENT GAME

^4	Coby White vs. Washington, March 24, 2019 in Columbus, Ohio
^4	Harrison Barnes vs. Washington, March 20, 2011 in Charlotte
^3	Justin Jackson vs. Wisconsin, March 26, 2015 in Los Angeles
^3	Harrison Barnes vs. Marquette, March 25, 2011 in Newark, N.J.
^3	Ty Lawson vs. Michigan State, March 17, 2007 in Winston-Salem
^3	Joseph Forte vs. Florida, April 1, 2000 in Indianapolis
^3	Jeff McInnis vs. Boston College, March 20, 1994 in Landover, Md.

MOST THREE-POINTERS MADE — SEASON

82	Coby White, 2018-19
72	Rashad McCants, 2002-03
69	Raymond Felton, 2002-03
67	Harrison Barnes, 2010-11
66	Wayne Ellington, 2006-07

HIGHEST THREE-POINT PERCENTAGE — SEASON (MIN. 25 MADE)

.420	Kerwin Walton, 2020-21 (58x138)
.415	Jeff McInnis, 1993-94 (27x65)
.414	Rashad McCants, 2002-03 (72x174)
.371	Wayne Ellington, 2006-07 (66x178)
.359	Joseph Forte, 1999-00 (56x156)

HIGHEST THREE-POINT PERCENTAGE — SEASON (MIN. 50 MADE)

.420	Kerwin Walton, 2020-21 (58x138)
.414	Rashad McCants, 2002-03 (72x174)
.371	Wayne Ellington, 2006-07 (66x178)
.359	Joseph Forte, 1999-00 (56x156)
.358	Raymond Felton, 2002-03 (69x193)

MOST FREE THROWS MADE — GAME

*15	Phil Ford vs. Clemson, March 7, 1975 in Greensboro
14	Cole Anthony vs. Boston College, Feb. 1, 2020
14	Tyler Hansbrough vs. NC State, Jan. 7, 2006
14	Tyler Hansbrough vs. Georgia Tech, Feb. 15, 2006
13	Tyler Hansbrough vs. Miami, Jan. 14, 2006

HIGHEST FREE THROW PERCENTAGE — GAME (MIN. 10 ATTEMPTS)

1.000	Cole Anthony vs. Boston College, Feb. 1, 2020 (14x14)
1.000	Tyler Hansbrough vs. NC State, Jan. 7, 2006 (14x14)
1.000	Phil Ford vs. Virginia, Jan. 22, 1975 (12x12)
1.000	J.R. Reid vs. Marquette, Feb. 15, 1987 (11x11)
1.000	Walter Davis at Clemson, Jan. 9, 1974 (11x11)

HIGHEST FREE THROW PERCENTAGE — SEASON (MIN. 50 MADE)

.854	Jason Capel, 1998-99 (76x89)
.847	Marvin Williams, 2004-05 (138x163)
.839	P.J. Hairston, 2011-12 (52x62)
.836	Marcus Paige, 2012-13 (51x61)
.836	Wayne Ellington, 2006-07 (51x61)

HIGHEST FREE THROW PERCENTAGE — SEASON (MIN. 100 MADE)

.847	Marvin Williams, 2004-05 (138x163)
.800	Coby White, 2018-19 (104x130)
.783	Phil Ford, 1974-75 (126x161)
.741	Sam Perkins, 1980-81 (152x205)
.739	Tyler Hansbrough, 2005-06 (187x253)

MOST REBOUNDS — SEASON

309	Antawn Jamison, 1996-97
289	Sam Perkins, 1980-81
268	J.R. Reid, 1986-87
264	Armando Bacot, 2019-20
250	Ed Davis, 2008-09

HIGHEST REBOUNDING AVERAGE

9.6	Antawn Jamison, 1996-97 (309 in 32 games)
8.3	Armando Bacot, 2019-20 (264 in 32 games)
7.8	Tyler Hansbrough, 2005-06 (243 in 31 games)
7.8	Sam Perkins, 1980-81 (289 in 37 games)
7.6	Day'Ron Sharpe, 2020-21 (220 in 29 games)

MOST REBOUNDS — GAME

20	Antawn Jamison at Virginia, Jan. 17, 1996
16	Day'Ron Sharpe at Miami, Jan. 5, 2021
16	Armando Bacot vs. Virginia, Feb. 15, 2020
^16	Harrison Barnes vs. LIU, March 18, 2011 in Charlotte
*16	Rasheed Wallace vs. Florida State, March 11, 1994 in Charlotte
16	Rasheed Wallace vs. Marshall, Jan. 2, 1994
16	James Worthy vs. Detroit, Dec. 15, 1979



ARMANDO BACOT had one of his 11 double-doubles in 2019-20 in the win over Elon. His 11 double-doubles are the second most by a UNC freshman.

MOST REBOUNDS — NCAA TOURNAMENT GAME

- ^16 Harrison Barnes vs. LIU, March 18, 2011 in Charlotte
- ^15 Marvin Williams vs. Iowa State, March 20, 2005 in Charlotte
- ^13 Kennedy Meeks vs. Iowa State, March 23, 2014 in San Antonio
- ^13 Rasheed Wallace vs. Boston College, March 20, 1994 in Landover, Md.
- ^11 Sam Perkins vs. Kansas State, March 21, 1981 in Salt Lake City
- ^11 Sam Perkins vs. Utah, March 19, 1981 in Salt Lake City
- ^11 Mike O’Koren vs. Marquette, March 28, 1977 in Atlanta

MOST DOUBLE-DOUBLES — SEASON (ALL POINTS AND REBOUNDS)

- 13 Antawn Jamison, 1995-96
- 11 Armando Bacot, 2019-20**
- 9 J.R. Reid, 1986-87
- 9 Sam Perkins, 1980-81
- 6 Day’Ron Sharpe, 2020-21
- 6 Tyler Hansbrough, 2005-06
- 6 Rasheed Wallace, 1993-94
- 6 Mike O’Koren, 1976-77

MOST POINTS AND ASSISTS DOUBLE-DOUBLES — SEASON

- 4 Raymond Felton, 2002-03
- 3 Ed Cota, 1996-97
- 2 Kendall Marshall, 2010-11
- 1 Jeff Lebo, 1985-86
- 1 Phil Ford, 1974-75

MOST CONSECUTIVE DOUBLE-DOUBLES

- 3 Armando Bacot, 2019-20 (twice)**
- 3 Antawn Jamison, 1995-96
- 3 Mike O’Koren, 1976-77

MOST ASSISTS — GAME

- 16 Kendall Marshall vs. Florida State, Feb. 6, 2011
- ^14 Kendall Marshall vs. Washington, March 20, 2011 in Charlotte
- ~14 Raymond Felton vs. Wyoming, March 24, 2003
- 13 Jeff Lebo vs. Manhattan, Dec. 27, 1985 in Miami
- 12 Bobby Frasor vs. Saint Louis, Dec. 7, 2005
- 12 Ed Cota vs. USC, Dec. 6, 1996 in Charlotte

MOST ASSISTS — FIRST GAME AS A FRESHMAN

- 10 Raymond Felton vs. Penn State, Nov. 18, 2002 (ties ACC record)
- 7 Bobby Frasor vs. Gardner-Webb, Nov. 19, 2005
- 7 Ed Cota vs. Arizona, Nov. 22, 1996 in Springfield, Mass.
- 5 Cole Anthony vs. Notre Dame, Nov. 6, 2020
- 5 Jason Capel vs. Appalachian State, Nov. 13, 1998
- 5 Kenny Smith vs. Missouri, Nov. 26, 1983 in Greensboro

MOST ASSISTS — NCAA TOURNAMENT GAME

- ^14 Kendall Marshall vs. Washington, March 20, 2011 in Charlotte
- ^10 Kendall Marshall vs. LIU, March 18, 2011 in Charlotte
- ^10 Ed Cota vs. Fairfield, March 13, 1997 in Winston-Salem
- ^9 Ed Cota vs. Louisville, March 23, 1997 in Syracuse, N.Y.
- ^9 Phil Ford vs. Syracuse, March 20, 1975 in Providence, R.I.

MOST ASSISTS — SEASON

- 235 Raymond Felton, 2002-03
- 234 Ed Cota, 1996-97
- 230 Kendall Marshall, 2010-11
- 213 Ty Lawson, 2006-07
- 161 Marcus Paige, 2012-13
- 161 Phil Ford, 1974-75

HIGHEST ASSIST AVERAGE

- 6.88 Ed Cota, 1996-97 (234 in 34 games)
- 6.71 Raymond Felton, 2002-03 (235 in 35 games)
- 6.22 Kendall Marshall, 2010-11 (230 in 37 games)
- 5.61 Ty Lawson, 2006-07 (213 in 38 games)
- 5.19 Phil Ford, 1974-75 (161 in 31 games)

MOST BLOCKS — GAME

- *8 Walker Kessler vs. Notre Dame, March 10, 2021 in Greensboro
- 6 Armando Bacot vs. Oregon, Nov. 29, 2019 in The Bahamas**
- 6 Ed Davis at Virginia Tech, March 4, 2009
- 6 Rasheed Wallace vs. Virginia, Feb. 19, 1994
- 6 Rasheed Wallace vs. NC State, Jan. 5, 1994

MOST BLOCKED SHOTS — SEASON

- 67 Sam Perkins, 1980-81
- 65 Ed Davis, 2008-09
- 65 Brandon Wright, 2006-07
- 63 Rasheed Wallace, 1993-94
- 60 John Henson, 2009-10

MOST STEALS — GAME

- 8 Tyler Hansbrough vs. UNC Asheville, Dec. 28, 2005
- 6 Joseph Forte vs. Georgia Tech, March 1, 2000
- 6 Kenny Smith vs. Dartmouth, Dec. 21, 1983
- ^5 Marcus Paige vs. Kansas, March 24, 2013 in Kansas City, Mo.
- 5 Bobby Frasor vs. Saint Louis, Dec. 7, 2005
- 5 Raymond Felton at Florida State, Dec. 22, 2002
- 5 Ed Cota vs. Arizona, Nov. 22, 1996 in Springfield, Mass.
- 5 George Lynch vs. Maryland, Feb. 17, 1990
- 5 Jeff Lebo vs. Missouri, Nov. 29, 1985 in Anchorage, Alaska
- 5 Jeff Lebo vs. Maryland, Feb. 20, 1986
- 5 Mike O’Koren at Michigan State, Dec. 6, 1976
- 5 Mike O’Koren vs. Clemson, Jan. 5, 1977 in Greensboro

MOST STEALS — SEASON

- 58 Ty Lawson, 2006-07
- 57 Ed Cota, 1996-97
- 56 Raymond Felton, 2002-03
- 54 Joseph Forte, 1999-00
- 49 Rashad McCants, 2002-03

* ACC Tournament

^ NCAA Tournament

~ NIT



SINGLE-GAME POINTS, REBOUNDS AND ASSISTS



POINTS (30 or more)

No.	Player	Opponent	Date and Site
49	Bobby Lewis	Florida State	Dec. 16, 1965
48	Billy Cunningham	Tulane	Dec. 10, 1964
47	Lennie Rosenbluth	Furman	Dec. 4, 1956
*45	Lennie Rosenbluth	vs. Clemson	March 7, 1957 in Raleigh
45	Lennie Rosenbluth	William & Mary	Feb. 7, 1956
45	Lennie Rosenbluth	at Clemson	Jan. 14, 1956
45	George Glamack	Clemson	Feb. 10, 1941
43	Charlie Scott	Wake Forest	Jan. 17, 1970
43	Bobby Lewis	Richmond	Dec. 8, 1965
42	Shammond Williams	at Georgia Tech	Feb. 8, 1998
41	Kenny Smith	at Clemson	Jan. 28, 1987
*41	Charlie Scott	vs. Virginia	March 5, 1970 in Charlotte
*40	Harrison Barnes	vs. Clemson	March 12, 2011 in Greensboro
40	Tyler Hansbrough	Georgia Tech	Feb. 15, 2006
*40	Charlie Scott	vs. Duke	March 8, 1969 in Charlotte
40	Billy Cunningham	Maryland	Jan. 13, 1964
40	Lennie Rosenbluth	at Duke	March 1, 1957
39	Brice Johnson	at Florida State	Jan. 4, 2016
39	Tyler Hansbrough	Clemson	Feb. 10, 2008
39	Michael Jordan	vs. Georgia Tech	Jan. 29, 1983 in Greensboro
^39	Al Wood	vs. Virginia	March 28, 1981 in Philadelphia
39	Dennis Wuycik	vs. Creighton	Dec. 12, 1970 in Charlotte
^39	Lennie Rosenbluth	vs. Canisius	March 15, 1957 in Philadelphia
39	Lennie Rosenbluth	at William & Mary	Dec. 11, 1954
38	Joseph Forte	Tulsa	Nov. 11, 2000
38	Larry Miller	Virginia	Jan. 28, 1967
38	Billy Cunningham	Virginia	Feb. 23, 1965
*38	Lennie Rosenbluth	vs. South Carolina	March 9, 1957 in Raleigh
37	Bobby Lewis	Wake Forest	Feb. 3, 1966
37	York Larese	vs. Duke	Dec. 29, 1959 in Raleigh
37	Lennie Rosenbluth	South Carolina	Dec. 9, 1954
36	Wayne Ellington	at Clemson	Jan. 6, 2008
36	Joseph Forte	Florida State	Feb. 22, 2001
36	Antawn Jamison	Maryland	Feb. 14, 1998
36	Antawn Jamison	at NC State	Jan. 21, 1998
36	Antawn Jamison	Pittsburgh	Nov. 29, 1996
36	Sam Perkins	at Virginia	Jan. 15, 1983
^36	Mitch Kupchak	vs. Boston College	March 22, 1975 in Providence, R.I.
36	Charlie Scott	at Tulane	Dec. 20, 1969
36	Bobby Lewis	at NC State	Feb. 14, 1967
36	Billy Cunningham	vs. Clemson	Feb. 20, 1965 in Charlotte
36	York Larese	at South Carolina	Feb. 8, 1961
36	Lennie Rosenbluth	vs. Utah	Dec. 27, 1956 in Raleigh
35	Garrison Brooks	Georgia Tech	Jan. 4, 2020
35	Marcus Paige	at NC State	Feb. 26, 2014
35	Tyler Hansbrough	at Miami	Jan. 23, 2008
35	Antawn Jamison	Duke	Feb. 5, 1998
35	Hubert Davis	at Duke	March 8, 1992
35	Mitch Kupchak	at Tulane	Feb. 14, 1976
35	Charlie Scott	at Clemson	Jan. 15, 1970
^35	Charlie Scott	vs. Drake	March 22, 1969 in Louisville, Ky.
35	Bobby Lewis	Virginia	Feb. 22, 1966
35	Bobby Lewis	Wake Forest	Feb. 9, 1965
35	Billy Cunningham	Wake Forest	Feb. 9, 1965
35	Bobby Lewis	at Virginia	Jan. 16, 1965
35	Billy Cunningham	at Wake Forest	Jan. 6, 1965
35	Lennie Rosenbluth	Duke	Feb. 9, 1957
*35	Lennie Rosenbluth	vs. Virginia	March 1, 1956 in Raleigh
35	Lennie Rosenbluth	vs. Villanova	Dec. 29, 1955 in Raleigh
34	Cole Anthony	Notre Dame	Nov. 6, 2019
34	Coby White	Syracuse	Feb. 26, 2019
34	Justin Jackson	vs. Kentucky	Dec. 17, 2016 in Las Vegas
34	Wayne Ellington	Maryland	Feb. 3, 2009
34	Tyler Hansbrough	vs. Notre Dame	Nov. 26, 2008 in Lahaina, Maui
34	Hubert Davis	at Florida State	Feb. 27, 1992
34	Al Wood	at South Florida	Dec. 3, 1979
34	Phil Ford	Duke	Feb. 25, 1978
~34	Bill Chamberlain	vs. Georgia Tech	March 27, 1971 in New York City
34	Charlie Scott	vs. Oregon	Dec. 2, 1968 in Greensboro
34	Charlie Scott	Duke	Jan. 4, 1969
34	Charlie Scott	NC State	Feb. 12, 1968
34	Bobby Lewis	at NYU	Feb. 9, 1966
34	Bobby Lewis	at Wake Forest	Jan. 5, 1966
34	Bobby Lewis	William & Mary	Dec. 4, 1965
*34	Billy Cunningham	vs. South Carolina	March 5, 1964 in Raleigh
34	Lennie Rosenbluth	Clemson	Jan. 11, 1957
34	Lennie Rosenbluth	at Virginia	Feb. 11, 1956
33	Coby White	Miami	Feb. 9, 2019
33	Coby White	vs. Texas	Nov. 22, 2018 in Las Vegas
33	Luke Maye	at NC State	Feb. 10, 2018
^33	Tyler Hansbrough	vs. Michigan State	March 17, 2007 in Winston-Salem
33	Joseph Forte	Virginia	Jan. 24, 2001
33	Antawn Jamison	Duke	March 2, 1997
*33	Rasheed Wallace	vs. Maryland	March 11, 1995 in Greensboro
33	Brad Daugherty	at Fordham	Jan. 9, 1986
33	Al Wood	Virginia	Feb. 3, 1981
33	Al Wood	vs. Virginia Tech	Feb. 3, 1979 in Charlotte
33	Charlie Scott	NC State	Feb. 9, 1970
33	Larry Miller	vs. Oregon State	Dec. 30, 1967 in Portland, Ore.
33	Bobby Lewis	vs. South Carolina	Feb. 19, 1966 in Charlotte
33	Bobby Lewis	vs. Utah	Dec. 30, 1965 in Raleigh
33	Bobby Lewis	at Vanderbilt	Dec. 11, 1965
33	Larry Miller	at Ohio State	Dec. 6, 1965
33	Billy Cunningham	at Virginia	Jan. 16, 1965
33	Billy Cunningham	vs. Clemson	Feb. 14, 1964 in Charlotte
33	Billy Cunningham	Wake Forest	Feb. 8, 1964
33	Billy Cunningham	Maryland	Feb. 7, 1963
33	Billy Cunningham	at Virginia	Jan. 19, 1963
33	Lennie Rosenbluth	Wake Forest	Feb. 15, 1956
33	George Glamack	Lehigh	Jan. 2, 1941
32	Cameron Johnson	at Clemson	Jan. 30, 2018
32	Luke Maye	Boston College	Jan. 9, 2018
32	Marcus Paige	vs. Louisville	Nov. 24, 2013 in Uncasville, Conn.
^32	Tyler Zeller	vs. Long Island	March 18, 2011 in Charlotte
32	Tyler Hansbrough	at NC State	Feb. 20, 2008
32	Sean May	Florida State	March 3, 2005
^32	Shammond Williams	vs. UNC Charlotte	March 14, 1998 in Hartford, Conn.
32	Michael Jordan	NC State	Feb. 18, 1984
32	Michael Jordan	at Duke	March 5, 1983
32	Michael Jordan	Duke	Jan. 22, 1983
*32	Al Wood	vs. Duke	Feb. 29, 1980 in Greensboro
32	Al Wood	vs. Niagara	Dec. 30, 1978 in Rochester, N.Y.
32	Phil Ford	at NC State	Jan. 19, 1977 in Raleigh
32	Charlie Scott	vs. Clemson	Feb. 13, 1970 in Charlotte
32	Charlie Scott	vs. Rice	Jan. 3, 1970 in Charlotte
^32	Charlie Scott	vs. Davidson	March 15, 1969 in College Park, Md.
32	Larry Miller	at Virginia Tech	Feb. 10, 1968
*32	Larry Miller	vs. Duke	March 11, 1967 in Greensboro
32	Bobby Lewis	vs. Princeton	Dec. 27, 1965 in Greensboro
32	Larry Miller	Richmond	Dec. 8, 1965
32	Charlie Shaffer	at Tulane	Dec. 16, 1963 in New Orleans
32	Billy Cunningham	at Kentucky	Dec. 9, 1963
32	Billy Cunningham	Wake Forest	Feb. 9, 1963
32	Doug Moe	at Duke	Feb. 6, 1959
32	York Larese	Maryland	Feb. 4, 1959
32	Tommy Kearns	Clemson	Dec. 7, 1957
32	Pete Brennan	at NC State	Feb. 18, 1958
32	Pete Brennan	Wake Forest	Jan. 4, 1958
32	Lennie Rosenbluth	vs. Duke	Dec. 28, 1956 in Raleigh
32	Lennie Rosenbluth	Virginia	Jan. 11, 1955
32	Jim Jordan	Greensboro O.R.D.	Feb. 5, 1946
32	George Glamack	Wake Forest	Jan. 14, 1941
31	Luke Maye	NC State	Feb. 5, 2019
31	Joel Berry II	Miami	Feb. 27, 2018
31	Luke Maye	NC State	Jan. 27, 2018
31	Joel Berry II	at Clemson	Jan. 3, 2017
31	Tyler Zeller	Appalachian State	Dec. 17, 2011
31	Tyler Hansbrough	at NC State	Jan. 31, 2009
31	Rashad McCants	at Georgia Tech	Feb. 10, 2004
31	Antawn Jamison	at Georgia Tech	Feb. 8, 1998
31	Antawn Jamison	at Maryland	Jan. 6, 1996
31	Scott Williams	Virginia	Jan. 13, 1990



LUKE MAYE is the only Tar Heel to score 30 points at both NC State and Duke. He had 33 in Raleigh in 2018 and 30 at Duke in 2019.

31	Kevin Madden	Chattanooga	Nov. 18, 1988
^31	J.R. Reid	vs. Notre Dame	March 19, 1987 in E. Rutherford, N.J.
31	J.R. Reid	NC State	Jan. 18, 1987
31	Brad Daugherty	vs. Wake Forest	Jan. 11, 1986 in Greensboro
31	Brad Daugherty	UCLA	Nov. 24, 1985
31	Sam Perkins	at St. John's	Dec. 29, 1983
31	Mike O'Koren	vs. Virginia Tech	Feb. 4, 1978 in Charlotte
31	Phil Ford	vs. BYU	Dec. 28, 1977 in Honolulu, Hawai'i
^31	Mike O'Koren	vs. UNLV	March 26, 1977 in Atlanta
*31	Walter Davis	vs. Wake Forest	March 6, 1975 in Greensboro
31	Mitch Kupchak	at Houston	Dec. 7, 1974
31	Walter Davis	Duke	March 2, 1974
31	George Karl	Virginia	Jan. 25, 1973
31	Robert McAdoo	NC State	Feb. 7, 1972
31	Charlie Scott	at Wake Forest	Feb. 5, 1970
*31	Larry Miller	vs. Wake Forest	March 7, 1968 in Charlotte
^31	Bobby Lewis	vs. Boston College	March 18, 1967 in College Park, Md.
*31	Larry Miller	vs. Wake Forest	March 10, 1967 in Greensboro
31	Larry Miller	Princeton	Jan. 2, 1967
31	Bobby Lewis	vs. Vanderbilt	Dec. 14, 1964 in Greensboro
31	Billy Cunningham	at Maryland	Feb. 18, 1964
31	Billy Cunningham	at Duke	Feb. 23, 1963
31	York Larese	at Kansas State	Dec. 16, 1960
31	Pete Brennan	vs. Furman	Dec. 12, 1957 in Charlotte
^31	Lennie Rosenbluth	vs. Michigan State	March 22, 1957 in Kansas City, Mo.
31	Lennie Rosenbluth	Duke	Feb. 24, 1956
31	Lennie Rosenbluth	South Carolina	Dec. 10, 1955
31	Lennie Rosenbluth	at Maryland	Feb. 12, 1955
^31	George Glamack	vs. Dartmouth	March 22, 1941 in Madison, Wis.
31	George Glamack	NC State	Feb. 12, 1941
^30	Caleb Love	UCLA	March 25, 2022 in Philadelphia
^30	RJ Davis	Baylor	March 19, 2022 in Fort Worth, Texas
30	Garrison Brooks	NC State	Feb. 25, 2020
30	Luke Maye	at Duke	Feb. 20, 2019
30	Marcus Paige	at Florida State	Jan. 4, 2016
30	Tyler Zeller	Maryland	Feb. 29, 2012
30	Rashad McCants	Clemson	March 2, 2004
30	Rasheed Wallace	Pittsburgh	Nov. 29, 1994
30	Hubert Davis	NC State	Feb. 22, 1992
30	Hubert Davis	Wake Forest	Feb. 8, 1992
30	Steve Bucknall	Clemson	Feb. 1, 1989
30	J.R. Reid	LaSalle	Jan. 9, 1988
30	J.R. Reid	at Illinois	Dec. 19, 1987

30	Brad Daugherty	Wake Forest	Feb. 20, 1985
30	Sam Perkins	at Clemson	Feb. 2, 1983
30	Sam Perkins	vs. Rutgers	Dec. 22, 1980 in Charlotte
*30	Phil Ford	vs. Wake Forest	March 2, 1978 in Greensboro
30	Phil Ford	Virginia	Feb. 18, 1978
30	Phil Ford	vs. NC State	Dec. 3, 1977 in Greensboro
30	Phil Ford	vs. Tulane	Feb. 12, 1977 in Greensboro
30	Mitch Kupchak	at Detroit	Feb. 4, 1976
30	Phil Ford	Wake Forest	Jan. 14, 1976
30	Phil Ford	vs. Wake Forest	Jan. 2, 1976 in Greensboro
30	Mitch Kupchak	vs. Utah	Dec. 28, 1974 in Greensboro
^30	Robert McAdoo	vs. Louisville	March 25, 1972 in Los Angeles
30	Dennis Wuycik	at NC State	Feb. 8, 1971
30	Dave Chadwick	Clemson	Jan. 14, 1971
30	Dennis Wuycik	Virginia	Dec. 15, 1970
30	Charlie Scott	Virginia	Feb. 3, 1970
30	Bill Bunting	Maryland	Feb. 1, 1969
30	Charlie Scott	at Georgia Tech	Jan. 14, 1969
30	Bill Bunting	Virginia Tech	Jan. 11, 1969
30	Larry Miller	at Clemson	Jan. 13, 1968
30	Larry Miller	Virginia Tech	Dec. 2, 1967
30	Bobby Lewis	at Ohio State	Dec. 6, 1965
30	Billy Cunningham	at Maryland	Jan. 30, 1965
30	Billy Cunningham	vs. Vanderbilt	Dec. 14, 1964 in Greensboro
30	Billy Cunningham	Virginia Tech	Jan. 18, 1964
30	York Larese	vs. South Carolina	Feb. 17, 1961 in Charlotte
30	York Larese	at Wake Forest	Feb. 11, 1961
30	York Larese	vs. Villanova	Dec. 30, 1960 in Raleigh
30	Lennie Rosenbluth	at Wake Forest	Feb. 26, 1957
30	Lennie Rosenbluth	Virginia	Jan. 12, 1957
30	Lennie Rosenbluth	vs. Dartmouth	Dec. 21, 1956 in Boston
30	Lennie Rosenbluth	vs. South Carolina	Jan. 13, 1956 in Charlotte
30	Lennie Rosenbluth	vs. Southern Cal	Dec. 27, 1954 in Raleigh
30	Lennie Rosenbluth	Clemson	Dec. 4, 1954
30	Tony Radovich	Virginia	Jan. 11, 1955
30	Vince Grimaldi	at The Citadel	Dec. 1, 1951
30	George Glamack	Washington & Lee	Feb. 17, 1941

REBOUNDS (15 or more)

No.	Player	Opponent	Date and Site
30	Rusty Clark	Maryland	Feb. 21, 1968
28	Billy Cunningham	Maryland	Jan. 13, 1964
27	Billy Cunningham	vs. Clemson	Feb. 16, 1963 in Charlotte
25	Billy Cunningham	Tulane	Dec. 10, 1964
25	Billy Cunningham	vs. South Carolina	Feb. 15, 1964 in Charlotte
25	Billy Cunningham	Virginia Tech	Jan. 18, 1964
25	Lennie Rosenbluth	Virginia	Jan. 11, 1955
25	Lennie Rosenbluth	South Carolina	Dec. 9, 1954
24	Sean May	Duke	March 6, 2005
24	Billy Cunningham	at Georgia	Dec. 3, 1964
23	Armando Bacot	James Madison	Nov. 20, 2022
23	Brice Johnson	at Florida State	Jan. 4, 2016
23	Billy Cunningham	Virginia	Feb. 20, 1963
23	Pete Brennan	at Clemson	Jan. 18, 1958
23	Paul Likins	Clemson	Dec. 4, 1955
23	Lennie Rosenbluth	Clemson	Dec. 4, 1955
23	Paul Likins	South Carolina	Dec. 12, 1953
^22	Armando Bacot	vs. Saint Peter's	March 27, 2022 in Philadelphia
22	Armando Bacot	at Louisville	Feb. 1, 2022
22	Armando Bacot	Virginia	Jan. 8, 2022
^22	Tyler Zeller	vs. Ohio	March 23, 2012 in St. Louis
22	Billy Cunningham	at Maryland	Feb. 18, 1964
22	Pete Brennan	Wake Forest	Jan. 4, 1958
22	Lennie Rosenbluth	William & Mary	Feb. 7, 1956
^21	Armando Bacot	vs. Duke	April 2, 2022 in New Orleans
21	Brice Johnson	at Duke	March 5, 2016
21	Tyler Hansbrough	at Florida State	Feb. 3, 2008
21	Sean May	Duke	Feb. 5, 2004
21	Sean May	Akron	Dec. 14, 2003
21	Mitch Kupchak	at Tulane	Feb. 14, 1976
21	Bobby Jones	Duke	Jan. 20, 1973
21	Billy Cunningham	vs. South Carolina	Feb. 19, 1965 in Charlotte
21	Billy Cunningham	vs. South Carolina	Feb. 15, 1963 in Charlotte
21	Doug Moe	at Virginia	Jan. 14, 1961
*21	Lee Shaffer	vs. Clemson	March 5, 1959 in Raleigh
21	Lennie Rosenbluth	Virginia	Jan. 10, 1956




KENNEDY MEEKS grabbed a career-high 17 rebounds in the 2017 NCAA South Regional championship game against Kentucky. He went on to average 12.0 rebounds in the Final Four as UNC won its sixth NCAA title.

20	Armando Bacot	Virginia Tech	Jan. 24, 2022
20	Luke Maye	at Boston College	March 5, 2019
20	Serge Zwikker	vs. USC	Dec. 7, 1996 in Charlotte
20	Antawn Jamison	at Virginia	Jan. 17, 1996
20	Mike O'Koren	Duke	Jan. 13, 1979
20	Mitch Kupchak	Clemson	Jan. 9, 1975
20	Billy Cunningham	at Kentucky	Dec. 9, 1963
20	Billy Cunningham	at Duke	Feb. 2, 1963
20	Jim Hudock	South Carolina	Jan. 15, 1962
20	Lee Shaffer	vs. Notre Dame	Jan. 2, 1960 in Charlotte
19	Brice Johnson	Duke	Feb. 17, 2016
19	Sean May	Kentucky	Dec. 4, 2004
19	Mitch Kupchak	Wake Forest	Jan. 14, 1976
^19	Robert McAdoo	vs. Louisville	March 25, 1972 in Los Angeles
19	Rusty Clark	Tulane	Dec. 9, 1966
19	Billy Cunningham	Wake Forest	Feb. 9, 1965
19	Doug Moe	Clemson	Jan. 31, 1961
19	Doug Moe	vs. Clemson	Feb. 19, 1960 in Charlotte
*19	Pete Brennan	vs. South Carolina	March 9, 1957 in Raleigh
19	Pete Brennan	at William & Mary	Jan. 8, 1957
19	Joe Quigg	Furman	Dec. 4, 1956
19	Lennie Rosenbluth	vs. South Carolina	Jan. 13, 1956 in Charlotte
18	Armando Bacot	NC State	Jan. 21, 2023
18	Armando Bacot	Syracuse	Feb. 28, 2022
18	Armando Bacot	at NC State	Feb. 26, 2022
18	Armando Bacot	Boston College	Jan. 26, 2022
18	Luke Maye	Boston College	Jan. 9, 2018
18	Tyler Zeller	at Wake Forest	Jan. 31, 2012
*18	John Henson	vs. Duke	March 13 2011 in Greensboro
18	Tyler Hansbrough	Duke	Feb. 6, 2008
18	Sean May	at Duke	Feb. 9, 2005
*18	Antawn Jamison	vs. Duke	March 8, 1998 in Greensboro
*18	Brad Daugherty	vs. Wake Forest	March 8, 1985 in Atlanta
^18	Mike O'Koren	vs. Texas A&M	March 9, 1980 in Denton, Texas
18	Mitch Kupchak	Virginia	Feb. 21, 1976
18	Robert McAdoo	at Princeton	Dec. 6, 1971
18	Lee Dedmon	vs. Bowling Green	Dec. 30, 1969 in Greensboro
18	Rusty Clark	vs. Princeton	Dec. 30, 1968 in New York City
^18	Rusty Clark	vs. Boston College	March 18, 1967 in College Park, Md.
18	Larry Miller	vs. NYU	Dec. 17, 1966 in Greensboro
18	Billy Cunningham	NC State	Jan. 13, 1965
18	Billy Cunningham	vs. Clemson	Feb. 14, 1964 in Charlotte
18	Billy Cunningham	vs. Notre Dame	Jan. 4, 1964 in Greensboro
18	Billy Cunningham	at Tulane	Dec. 16, 1963
18	Billy Cunningham	at Clemson	Dec. 3, 1963
18	Billy Cunningham	at Maryland	Jan. 14, 1963
18	Billy Cunningham	Clemson	Dec. 5, 1962
18	Doug Moe	vs. Villanova	Dec. 30, 1960 in Raleigh

18	Doug Moe	at Creighton	Dec. 19, 1960
18	Dick Kepley	LSU	Dec. 5, 1960
18	Doug Moe	vs. South Carolina	Feb. 20, 1960 in Charlotte
17	Armando Bacot	at Notre Dame	Jan. 5, 2022
17	Luke Maye	at NC State	Feb. 10, 2018
17	Luke Maye	at Davidson	Dec. 1, 2017 in Charlotte
^17	Kennedy Meeks	vs. Kentucky	March 26, 2017
17	Brice Johnson	at Virginia Tech	Jan. 24, 2016
17	Brice Johnson	East Carolina	Dec. 7, 2014
17	John Henson	Duke	Feb. 8, 2012
17	Tyler Zeller	NC State	Jan. 26, 2012
17	John Henson	Wisconsin	Nov. 30, 2011
17	John Henson	Lipscomb	Nov. 12, 2010
17	Tyler Hansbrough	Duke	March 4, 2007
^17	Sean May	vs. Iowa State	March 20, 2005 in Charlotte
17	Brendan Haywood	at Maryland	Feb. 26, 2000
17	Ademola Okulaja	FIU	Nov. 16, 1998
17	Antawn Jamison	at Georgia Tech	Feb. 15, 1997
17	Eric Montross	Clemson	Jan. 15, 1994
*17	Eric Montross	vs. Georgia Tech	March 14, 1993 in Charlotte
17	Sam Perkins	LSU	Jan. 29, 1984
17	Sam Perkins	vs. Oklahoma	Dec. 29, 1982 in Honolulu
^17	Al Wood	vs. Kansas State	March 21, 1981 in Salt Lake City
17	Al Wood	at Wake Forest	Jan. 22, 1981
17	Mitch Kupchak	at Detroit	Feb. 4, 1976
17	Mitch Kupchak	at Virginia	Feb. 22, 1975
17	Bobby Jones	vs. Nebraska	Jan. 6, 1973 in Greensboro
17	Lee Dedmon	Florida State	Feb. 22, 1971
17	Lee Dedmon	vs. Rice	Jan. 3, 1970 in Charlotte
17	Lee Dedmon	at Wake Forest	Jan. 18, 1969
^17	Rusty Clark	vs. Davidson	March 16, 1968 in College Park, Md.
17	Rusty Clark	Virginia Tech	Dec. 2, 1967
17	Rusty Clark	NC State	Jan. 11, 1967
17	Larry Miller	vs. Clemson	Feb. 18, 1966 in Charlotte
17	Larry Miller	NC State	Jan. 13, 1966
17	Billy Cunningham	Virginia	Feb. 23, 1965
17	Billy Cunningham	Virginia	Feb. 3, 1964
17	Billy Cunningham	South Carolina	Dec. 2, 1963
17	Billy Cunningham	Yale	Jan. 2, 1963
17	Billy Cunningham	at Kentucky	Dec. 17, 1962
17	Jim Hudock	vs. South Carolina	Feb. 17, 1961 in Charlotte
17	Doug Moe	Duke	Dec. 31, 1960 in Raleigh
17	Doug Moe	LSU	Dec. 5, 1960
*17	Doug Moe	vs. Virginia	March 3, 1960 in Raleigh
17	Pete Brennan	vs. Michigan State	March 22, 1957 in Kansas City, Mo.
^17	Lennie Rosenbluth	vs. Yale	March 12, 1957 in New York City
17	Lennie Rosenbluth	Furman	Dec. 4, 1956
17	Joe Quigg	at Clemson	Jan. 14, 1956
17	Lennie Rosenbluth	at Maryland	Dec. 17, 1955
17	Bud Maddie	South Carolina	Dec. 12, 1953
16	Armando Bacot	Boston College	Jan. 17, 2023
16	Armando Bacot	at Louisville	Jan. 14, 2023
^16	Armando Bacot	vs. Baylor	March 19, 2022 in Fort Worth, Texas
16	Day'Ron Sharpe	at Miami	Jan. 5, 2021
16	Armando Bacot	Virginia	Feb. 15, 2020
16	Luke Maye	Duke	March 9, 2019
16	Luke Maye	Gonzaga	Dec. 15, 2018
16	Luke Maye	vs. Arkansas	Nov. 24, 2017 in Portland, Ore.
16	Kennedy Meeks	at Clemson	Jan. 3, 2017
16	Kennedy Meeks	vs. Wisconsin	Nov. 23, 2016 in Lahaina, Maui
16	Brice Johnson	UNCG	Dec. 28, 2015
16	John Henson	at Virginia Tech	Jan. 19, 2012
^16	Harrison Barnes	vs. Long Island	March 18, 2011 in Charlotte
16	John Henson	NC State	Jan. 29, 2011
16	Ed Davis	at Maryland	Feb. 7, 2010
16	Ed Davis	at Coll. of Charleston	Jan. 4, 2010
16	Sean May	Virginia	Feb. 16, 2005
16	Sean May	Miami	Jan. 7, 2004
16	Jason Capel	Texas A&M	Dec. 30, 2001
16	Jason Capel	vs. St. Joseph's	Dec. 22, 2001 in Charlotte
16	Joseph Forte	Duke	Feb. 1, 2001
16	Brendan Haywood	Virginia	Jan. 21, 1999
16	Antawn Jamison	Maryland	Feb. 14, 1998
^16	Antawn Jamison	vs. Colorado	March 15, 1997 in Winston-Salem
*16	Rasheed Wallace	vs. Florida State	March 11, 1994 in Charlotte
16	Rasheed Wallace	Marshall	Jan. 2, 1994
16	George Lynch	vs. Michigan	Dec. 29, 1992 in Honolulu
16	George Lynch	at Ohio State	Dec. 22, 1992
^16	Joe Wolf	vs. UAB	March 15, 1986 in Ogden, Utah
16	Brad Daugherty	at Duke	March 2, 1986
16	Brad Daugherty	Clemson	Feb. 23, 1985
16	James Worthy	Detroit	Dec. 15, 1979
16	Bobby Jones	East Tenn. State	Dec. 5, 1973
16	Bobby Jones	vs. Virginia Tech	Dec. 9, 1972 in Charlotte

16	Bobby Jones	Biscayne	Nov. 25, 1972
16	Robert McAdoo	at Maryland	Feb. 16, 1972
16	Lee Dedmon	at Duke	March 6, 1971
16	Bill Bunting	Duke	Jan. 4, 1969
16	Rusty Clark	at Kentucky	Dec. 7, 1968
^16	Larry Miller	vs. St. Bonaventure	March 15, 1968 in Raleigh
*16	Rusty Clark	vs. South Carolina	March 8, 1968 in Charlotte
16	Rusty Clark	Virginia	Feb. 6, 1968
16	Rusty Clark	vs. Penn State	Dec. 3, 1966 in Greensboro
16	Larry Miller	William & Mary	Dec. 4, 1965
16	Billy Cunningham	Duke	Feb. 27, 1965
16	Billy Cunningham	Maryland	Jan. 30, 1965
16	Billy Cunningham	at Virginia	Jan. 16, 1965
16	Billy Cunningham	at Duke	Feb. 23, 1963
16	Billy Cunningham	Wake Forest	Feb. 9, 1963
16	Billy Cunningham	at Wake Forest	Jan. 9, 1963
16	Billy Cunningham	at Indiana	Dec. 15, 1962
16	Doug Moe	vs. Clemson	Feb. 18, 1961 in Charlotte
16	Jim Hudock	at Virginia	Jan. 14, 1961
16	Doug Moe	Virginia	Dec. 6, 1960
16	Doug Moe	Wake Forest	Feb. 11, 1960
16	Dick Kepley	Virginia	Dec. 8, 1958
16	Joe Quigg	at Duke	March 1, 1957
16	Lennie Rosenbluth	South Carolina	Feb. 22, 1957
16	Lennie Rosenbluth	at Virginia	Feb. 11, 1956
16	Lennie Rosenbluth	vs. Villanova	Dec. 29, 1955 in Raleigh
16	Bob Young	at South Carolina	Jan. 14, 1955
15	Armando Bacot	vs. Ohio State	Dec. 17, 2022 in New York
^15	Armando Bacot	vs. Kansas	April 4, 2022 in New Orleans
^15	Armando Bacot	vs. UCLA	March 25, 2022 in Philadelphia
15	Armando Bacot	Louisville	Feb. 21, 2022
15	Armando Bacot	at Virginia Tech	Feb. 19, 2022
15	Armando Bacot	at Syracuse	March 1, 2021
15	Armando Bacot	vs. Alabama	Nov. 27, 2019 in The Bahamas
15	Luke Maye	at Duke	Feb. 20, 2019
15	Luke Maye	at Michigan	Nov. 28, 2018
15	Theo Pinson	NC State	Jan. 27, 2018
15	Luke Maye	Wake Forest	Dec. 30, 2017
15	Luke Maye	Florida State	Jan. 14, 2017
15	Kennedy Meeks	at Tulane	Nov. 11, 2016
*15	Isaiah Hicks	vs. Notre Dame	March 11, 2016 in Washington, D.C.
15	Brice Johnson	Miami	Feb. 20, 2016
^15	Tyler Zeller	vs. Vermont	March 16, 2012 in Greensboro
15	John Henson	Maryland	Feb. 27, 2011
15	John Henson	at NC State	Feb. 23, 2011
15	Ed Davis	Rutgers	Dec. 28, 2009
15	Ed Davis	Nevada	Nov. 29, 2009
15	Tyler Hansbrough	at Virginia Tech	March 4, 2009
15	Tyler Hansbrough	at Duke	March 8, 2008
15	Tyler Hansbrough	at Virginia Tech	Jan. 13, 2007
^15	Marvin Williams	vs. Iowa State	March 20, 2005 in Charlotte
15	Sean May	Miami	Jan. 22, 2005
15	Sean May	at Duke	March 6, 2004
^15	Brendan Haywood	vs. Missouri	March 17, 2000 in Birmingham, Ala.
15	Ademola Okulaja	Louisville	Dec. 17, 1998
15	Antawn Jamison	Hampton	Dec. 16, 1997
15	Antawn Jamison	Florida State	Feb. 6, 1997
15	Antawn Jamison	vs. LSU	Dec. 18, 1996 in Greensboro
15	Antawn Jamison	Pittsburgh	Nov. 29, 1996
15	Antawn Jamison	Wake Forest	Jan. 27, 1996
15	Antawn Jamison	at Texas	Dec. 30, 1995
*15	George Lynch	vs. Maryland	March 12, 1993 in Charlotte
15	Eric Montross	vs. G. Washington	Dec. 3, 1993 in Charlotte
*15	Rick Fox	vs. Virginia	March 9, 1991 in Charlotte
^15	J.R. Reid	vs. Loyola-Marymount	March 19, 1988 in Salt Lake City
15	J.R. Reid	at Duke	Jan. 10, 1987
^15	Brad Daugherty	vs. Louisville	March 20, 1986 in Houston
15	Sam Perkins	vs. Furman	Dec. 2, 1983 in Palo Alto, Calif.
15	Sam Perkins	NC State	Jan. 19, 1983
*15	Sam Perkins	vs. Wake Forest	March 6, 1981 in Landover, Md.
15	Jeff Wolf	Yale	Feb. 4, 1980
15	Mitch Kupchak	Duke	Feb. 28, 1976
15	Tommy LaGarde	at South Florida	Dec. 22, 1975
*15	Mitch Kupchak	vs. Clemson	March 7, 1975 in Greensboro
15	Mitch Kupchak	at Virginia Tech	Feb. 17, 1975
15	Mitch Kupchak	Virginia	Jan. 22, 1975
~15	Bobby Jones	vs. Purdue	March 16, 1974 in New York City
~15	Bobby Jones	vs. Oral Roberts	March 17, 1973 in New York City
^15	Robert McAdoo	vs. Florida State	March 23, 1972 in Los Angeles
15	Rusty Clark	The Citadel	Dec. 22, 1969
15	Charlie Scott	vs. Vanderbilt	Dec. 9, 1968 in Charlotte
15	Rusty Clark	vs. Vanderbilt	Dec. 9, 1968 in Charlotte
15	Larry Miller	at Duke	March 2, 1968
15	Rusty Clark	South Carolina	Feb. 28, 1968
15	Rusty Clark	Maryland	Feb. 22, 1967



RUSTY CLARK led UNC to three straight ACC titles and Final Fours from 1967-69 and set the single-game record for rebounds – mark that still stands – with 30 against Maryland on Feb. 21, 1968.

15	Larry Miller	Virginia	Feb. 22, 1966
15	Billy Cunningham	at NC State	Feb. 17, 1965
15	Billy Cunningham	at Wake Forest	Jan. 6, 1965
15	Billy Cunningham	vs. Alabama	Feb. 19, 1964 in Blacksburg, Va.
*15	Billy Cunningham	vs. South Carolina	March 5, 1964 in Raleigh
15	Billy Cunningham	at Notre Dame	Jan. 5, 1963
15	Billy Cunningham	Georgia	Dec. 1, 1962
15	Jim Hudock	vs. South Carolina	Feb. 17, 1962 in Charlotte
15	Jim Hudock	at NC State	Feb. 14, 1962
15	Jim Hudock	Virginia	Dec. 2, 1961
15	Doug Moe	at South Carolina	Feb. 8, 1961
15	Doug Moe	at NC State	Jan. 18, 1961
15	Ken McComb	vs. Villanova	Dec. 30, 1960 in Raleigh
15	Lee Shaffer	Virginia	Feb. 25, 1960
15	Lee Shaffer	vs. Minnesota	Dec. 28, 1959 in Raleigh
15	Pete Brennan	Duke	Feb. 8, 1958
^15	Pete Brennan	vs. Syracuse	March 16, 1957 in Philadelphia
*15	Joe Quigg	vs. South Carolina	March 9, 1957 in Raleigh
*15	Jerry Vayda	vs. Wake Forest	March 2, 1956 in Raleigh
15	Lee Shaffer	vs. Notre Dame	Jan. 3, 1959 in Charlotte

ASSISTS (10 or more)

No.	Player	Opponent	Date and Site
18	Raymond Felton	George Mason	Dec. 7, 2003
17	Ed Cota	vs. UNLV	Dec. 4, 1999 in Charlotte
17	Jeff Lebo	Chattanooga	Nov. 18, 1988
16	Kendall Marshall	at Maryland	Feb. 4, 2012
16	Kendall Marshall	Long Beach State	Dec. 10, 2011
16	Kendall Marshall	Florida State	Feb. 6, 2011
15	Kendall Marshall	Tennessee State	Nov. 22, 2012
15	Kendall Marshall	at UNC Asheville	Nov. 13, 2012
14	Kendall Marshall	vs. South Carolina	Nov. 25, 2011 in Las Vegas
^14	Kendall Marshall	vs. Washington	March 20, 2011 in Charlotte
~14	Raymond Felton	Wyoming	March 24, 2003
14	Ed Cota	Florida State	Jan. 24, 1998
14	Ed Cota	Appalachian State	Jan. 17, 1998
14	Phil Ford	NC State	Feb. 23, 1977
14	Phil Ford	BYU	Dec. 20, 1976
14	Phil Ford	Howard	Nov. 29, 1975

13	Kendall Marshall	at NC State	Feb. 22, 2012	^10	Joel Berry II	vs. Syracuse	April 2, 2016 in Houston
13	Kendall Marshall	Clemson	Feb. 18, 2012	10	Marcus Paige	Georgia Tech	Feb. 21, 2015
13	Kendall Marshall	Appalachian State	Dec. 17, 2011	10	J.P. Tokoto	Robert Morris	Nov. 16, 2014
13	Ed Cota	at Duke	March 4, 2000	*10	Marcus Paige	vs. Florida State	March 15, 2013 in Greensboro
13	Ed Cota	Wake Forest	Feb. 12, 2000	10	Dexter Strickland	East Carolina	Dec. 15, 2012
13	Ed Cota	at Hampton	Nov. 23, 1998	^10	Kendall Marshall	vs. Vermont	March 16, 2012 in Greensboro
13	Ed Cota	at Georgia Tech	Feb. 8, 1998	*10	Kendall Marshall	vs. NC State	March 9, 2012 in Atlanta
13	Ed Cota	at NC State	Jan. 21, 1998	10	Kendall Marshall	at Duke	March 3, 2012
13	Shammond Williams	at Richmond	Nov. 19, 1997	^10	Kendall Marshall	vs. Long Island	March 18, 2011 in Charlotte
13	Jeff McInnis	Florida State	Jan. 25, 1995	*10	Kendall Marshall	vs. Miami	March 11, 2011 in Greensboro
13	King Rice	vs. Kentucky	Dec. 27, 1989 in Louisville, Ky.	10	Kendall Marshall	Maryland	Feb. 27, 2011
13	Kenny Smith	Miami	Dec. 6, 1986	10	Larry Drew II	Nevada	Nov. 29, 2009
13	Jeff Lebo	vs. Manhattan	Dec. 27, 1985 in Miami	10	Ty Lawson	Boston College	Jan. 31, 2008
13	Kenny Smith	UCLA	Nov. 24, 1985	10	Ty Lawson	at Miami	Jan. 23, 2008
13	Steve Hale	Clemson	Feb. 23, 1985	10	Ty Lawson	Nevada	Dec. 27, 2007
13	Kenny Smith	vs. The Citadel	Feb. 1, 1985 in Charlotte	10	Raymond Felton	Florida State	March 3, 2005
13	Kenny Smith	vs. SMU	Jan. 13, 1985 in Greensboro	10	Raymond Felton	at Maryland	Feb. 27, 2005
13	Kenny Smith	Oral Roberts	Dec. 8, 1984	10	Raymond Felton	at Connecticut	Feb. 13, 2005 in Hartford, Conn.
13	Steve Hale	Duke	March 3, 1984	10	Raymond Felton	NC State	Feb. 3, 2005
*13	Larry Brown	vs. South Carolina	Feb. 28, 1963 in Raleigh	10	Raymond Felton	UNC Wilmington	Dec. 28, 2004
				10	Raymond Felton	Coastal Carolina	Dec. 30, 2003
^12	RJ Davis	vs. Marquette	March 17, 2022 in Fort Worth, Texas	*10	Raymond Felton	vs. Maryland	March 14, 2003 in Greensboro
12	Kendall Marshall	Maryland	March 3, 2012	10	Raymond Felton	Duke	March 9, 2003
12	Kendall Marshall	Georgia Tech	Jan. 29, 2012	10	Raymond Felton	Penn State	Nov. 18, 2002
12	Bobby Frasar	Saint Louis	Dec. 7, 2005	*10	Ronald Curry	vs. Clemson	March 9, 2001 in Atlanta
12	Raymond Felton	William & Mary	Jan. 2, 2005	10	Jason Capel	Buffalo	Dec. 17, 2000
12	Raymond Felton	Southern California	Nov. 28, 2004	^10	Ed Cota	vs. Stanford	March 19, 2000 in Birmingham, Ala.
12	Raymond Felton	vs. Davidson	Nov. 24, 2003 in Charlotte	^10	Ed Cota	vs. Missouri	March 17, 2000 in Birmingham, Ala.
12	Ed Cota	Howard	Jan. 2, 2000	10	Ed Cota	at Virginia	Jan. 18, 2000
12	Ed Cota	at Georgia Tech	Dec. 22, 1998	10	Ed Cota	vs. USC	Nov. 22, 1999 in Lahaina, Maui
12	Ed Cota	Duke	Feb. 5, 1998	^10	Ed Cota	vs. Weber State	March 11, 1999 in Seattle
12	Ed Cota	at Bethune-Cookman	Dec. 29, 1997	10	Ed Cota	at Clemson	Jan. 3, 1998
12	Ed Cota	at Florida State	Dec. 20, 1997	10	Shammond Williams	vs. UCLA	Nov. 27, 1997 in Anchorage, Alaska
12	Ed Cota	vs. USC	Dec. 6, 1996 in Charlotte	^10	Ed Cota	vs. Fairfield	March 13, 1997 in Winston-Salem
12	Derrick Phelps	Houston	Dec. 13, 1992	*10	Ed Cota	vs. Virginia	March 7, 1997 in Greensboro
12	King Rice	at NC State	Jan. 20, 1990	10	Ed Cota	Florida State	Feb. 6, 1997
^12	Kenny Smith	vs. Notre Dame	March 19, 1987 in E. Rutherford, N.J.	10	Jeff McInnis	Florida State	Feb. 24, 1996
12	Phil Ford	Wake Forest	Jan. 15, 1978	10	Jeff McInnis	Dartmouth	Dec. 16, 1995
				10	Jeff McInnis	at Duke	Feb. 2, 1995
^11	Theo Pinson	vs. Texas A&M	March 18, 2018 in Charlotte	10	Jeff McInnis	UNC Asheville	Dec. 31, 1994
11	Theo Pinson	Miami	Feb. 27, 2018	10	Derrick Phelps	Florida State	Feb. 26, 1994
11	Joel Berry II	Appalachian State	Dec. 21, 2015	10	Derrick Phelps	at Florida State	Jan. 26, 1994
^11	Kendall Marshall	vs. Creighton	March 18, 2012 in Greensboro	10	Derrick Phelps	at Florida State	Feb. 27, 1993
11	Kendall Marshall	NC State	Jan. 26, 2012	*10	Derrick Phelps	vs. Duke	March 15, 1992 in Charlotte
11	Kendall Marshall	Boston College	Jan. 7, 2012	10	King Rice	at NC State	Feb. 6, 1991
11	Kendall Marshall	Monmouth	Jan. 1, 2012	^10	Steve Bucknall	vs. Michigan	March 23, 1989 in Lexington, Ky.
11	Kendall Marshall	Duke	March 5, 2011	10	Steve Bucknall	Wake Forest	Feb. 17, 1988
11	Ty Lawson	Georgia Tech	Feb. 28, 2009	10	Jeff Lebo	Duke	Jan. 21, 1988
11	Ty Lawson	vs. Notre Dame	Nov. 26, 2008 in Lahaina, Maui	10	Jeff Lebo	East Tenn. State	Feb. 18, 1987
11	Raymond Felton	Wake Forest	Dec. 20, 2003	10	Jeff Lebo	Maryland	Jan. 8, 1987
~11	Raymond Felton	Georgetown	March 26, 2003	10	Kenny Smith	at SMU	Dec. 30, 1986
11	Raymond Felton	N.C. A&T	Feb. 18, 2003	10	Kenny Smith	Georgia Tech	Jan. 25, 1986
11	Raymond Felton	at Florida State	Dec. 22, 2002	10	Kenny Smith	at Maryland	Jan. 14, 1986
11	Ed Cota	Georgia Tech	March 1, 2000	10	Kenny Smith	NC State	Jan. 4, 1986
11	Ed Cota	at NC State	Feb. 9, 2000	10	Kenny Smith	Duke	Jan. 19, 1985
11	Ed Cota	vs. Indiana	Dec. 21, 1999 in E. Rutherford, N.J.	10	Matt Doherty	Clemson	Feb. 27, 1983
11	Ed Cota	Michigan State	Dec. 1, 1999	^10	Jimmy Black	vs. Villanova	March 21, 1982 in Raleigh
*11	Ed Cota	vs. Duke	March 7, 1999 in Charlotte	10	Jimmy Black	Clemson	Jan. 27, 1982
11	Ed Cota	Maryland	Jan. 13, 1999	^10	Phil Ford	UNLV	March 26, 1977 in Atlanta
11	Ed Cota	Georgia	Nov. 18, 1998	10	Phil Ford	vs. Furman	Feb. 5, 1977 in Charlotte
11	Ed Cota	Duke	March 2, 1997	10	Phil Ford	at Maryland	Jan. 22, 1977
11	Ed Cota	Maryland	Jan. 8, 1997	*10	Phil Ford	vs. Clemson	March 5, 1976 in Landover, Md.
^11	Jeff McInnis	New Orleans	March 15, 1996 in Richmond, Va.	10	Phil Ford	at Miami (Ohio)	Feb. 18, 1976
11	Jeff McInnis	VMI	Feb. 22, 1996	10	Phil Ford	at Wake Forest	Jan. 28, 1976
11	Jeff McInnis	Clemson	Feb. 16, 1995	10	Phil Ford	Maryland	Jan. 25, 1976
11	Jeff McInnis	vs. South Carolina	Dec. 2, 1994 in Charlotte	10	Phil Ford	at Clemson	Jan. 7, 1976
11	Jeff McInnis	Marshall	Jan. 2, 1994	10	Phil Ford	vs. Seton Hall	Dec. 4, 1975 in New York City
11	Henrik Rodl	Old Dominion	Dec. 1, 1992	10	Brad Hoffman	vs. Utah	Dec. 28, 1974 in Greensboro
11	Derrick Phelps	at Georgia Tech	Feb. 2, 1992	10	George Karl	at Duke	March 3, 1973
11	Derrick Phelps	at Wake Forest	Jan. 16, 1992	10	Steve Previs	vs. NC State	Dec. 18, 1971 in Greensboro
*11	King Rice	vs. Virginia	March 9, 1990 in Charlotte	10	Eddie Fogler	Clemson	Dec. 16, 1968
^11	Steve Bucknall	vs. UCLA	March 19, 1989 in Atlanta	10	Larry Miller	Clemson	Dec. 1, 1966
11	Steve Bucknall	Maryland	Jan. 11, 1989	10	Tom Gauntlett	Wake Forest	Feb. 3, 1966
11	Jeff Lebo	at UCLA	Jan. 2, 1988	10	Larry Miller	Wake Forest	Feb. 3, 1966
^11	Kenny Smith	vs. Pennsylvania	March 12, 1987 in Charlotte	10	John Yokley	Wake Forest	Feb. 9, 1965
11	Kenny Smith	vs. Stetson	Jan. 3, 1985 in Orlando, Fla.				
11	Steve Hale	vs. Fordham	Nov. 25, 1984 in Charlotte				
11	Walter Davis	vs. Tulane	Feb. 12, 1977 in Greensboro				
11	Phil Ford	Yale	Jan. 5, 1976				
11	Phil Ford	at East Tenn. State	Dec. 20, 1975				
11	Phil Ford	at Wake Forest	Jan. 15, 1975				
11	Darrell Elston	vs. Georgia Tech	Feb. 9, 1974 in Charlotte				
11	Darrell Elston	at Clemson	Jan. 9, 1974				

* ACC Tournament, ^ NCAA Tournament, ~ NIT



ANNUAL STATISTICAL LEADERS



FIELD GOAL PERCENTAGE

(min. 5.0 made per game, played in 75% of games)

Year	Player	FGM	FGA	Pct.
1951-52	Al Lifson	163	401	.406
1952-53	Vince Grimaldi	159	428	.371
1953-54	Jerry Vayda	123	298	.413
1954-55	Lennie Rosenbluth	189	444	.426
1955-56	Lennie Rosenbluth	227	496	.456
1956-57	Lennie Rosenbluth	306	632	.484
1957-58	Pete Brennan	170	388	.438
1958-59	Lee Shaffer	128	273	.468
1959-60	Lee Shaffer	169	388	.436
1960-61	York Larese	204	437	.467
1961-62	Donnie Walsh*	85	152	.559
1962-63	Billy Cunningham	186	380	.487
1963-64	Charlie Shaffer	117	221	.525
1964-65	Billy Cunningham	237	481	.491
1965-66	Larry Miller	219	400	.548
1966-67	Rusty Clark*	181	328	.552
1967-68	Larry Miller	268	545	.492
1968-69	Bill Bunting*	217	363	.598
1969-70	Dennis Wuycik	148	270	.548
1970-71	Dennis Wuycik*	182	300	.607
1971-72	Bobby Jones*	127	190	.668
	Dennis Wuycik	189	310	.610
1972-73	Bobby Jones	206	343	.601
1973-74	Bobby Jones*	189	326	.580
1974-75	Mitch Kupchak	239	397	.602
1975-76	Tommy LaGarde*	156	255	.612
1976-77	Walter Davis	203	351	.578
1977-78	Mike O'Koren*	173	269	.643
1978-79	Al Wood*	210	367	.572
1979-80	Al Wood	216	378	.571
1980-81	Sam Perkins	199	318	.626
1981-82	Sam Perkins	174	301	.578
1982-83	Michael Jordan	282	527	.535
1983-84	Sam Perkins	195	331	.589
1984-85	Brad Daugherty	238	381	.625
1985-86	Brad Daugherty*^	284	438	.648
1986-87	J.R. Reid	198	339	.584
1987-88	J.R. Reid	222	366	.607
1988-89	Kevin Madden	224	381	.588
1989-90	Scott Williams	190	343	.554
1990-91	Pete Chilcutt	175	325	.538
1991-92	George Lynch	192	356	.539
1992-93	Eric Montross	222	361	.615
1993-94	Eric Montross	183	327	.560

1994-95	Rasheed Wallace*	238	364	.654
1995-96	Antawn Jamison*	201	322	.624
1996-97	Antawn Jamison	270	496	.544
1997-98	Vince Carter*	224	379	.591
1998-99	Brendan Haywood	160	247	.648
1999-00	Brendan Haywood*^	191	274	.697
2000-01	Joseph Forte	251	558	.450
2001-02	Kris Lang	146	291	.502
2002-03	Rashad McCants	215	438	.491
2003-04	Rashad McCants	216	451	.479
2004-05	Sean May	228	402	.567
2005-06	Tyler Hansbrough	199	349	.570
2006-07	Brandon Wright*	228	353	.646
2007-08	Tyler Hansbrough	289	535	.540
2008-09	Ty Lawson	182	342	.532
2009-10	Deon Thompson	196	405	.484
2010-11	Tyler Zeller*	210	384	.547
2011-12	Tyler Zeller	220	398	.553
2012-13	James Michael McAdoo	209	470	.445
2013-14	James Michael McAdoo	173	378	.458
2014-15	Brice Johnson	207	366	.566
2015-16	Brice Johnson*	267	435	.614
	Isaiah Hicks	132	215	.614
2016-17	Kennedy Meeks	206	371	.555
2017-18	Luke Maye	251	516	.486
2018-19	Cameron Johnson	211	417	.506
2019-20	Garrison Brooks	207	387	.535
2020-21	Armando Bacot	137	218	.628
2021-22	Armando Bacot	244	429	.569
2022-23	Armando Bacot	185	334	.554

THREE-POINT FIELD GOALS

Year	Player	Made	Att.	Pct.
1982-83	Jim Braddock	43	93	.462
1986-87	Kenny Smith	87	213	.408
1987-88	Jeff Lebo	78	168	.464
1988-89	Jeff Lebo	66	176	.375
1989-90	Rick Fox	70	160	.438
1990-91	Rick Fox	67	196	.342
1991-92	Hubert Davis	85	198	.429
1992-93	Donald Williams	83	199	.417
1993-94	Donald Williams	42	124	.339
1994-95	Donald Williams	87	218	.399
1995-96	Dante Calabria	77	195	.395
1996-97	Shammond Williams	95	227	.419
1997-98	Shammond Williams	86	215	.400
1998-99	Ademola Okulaja	59	137	.431
1999-00	Joseph Forte	56	156	.359
2000-01	Jason Capel	56	134	.418
2001-02	Brian Morrison	42	125	.336
2002-03	Rashad McCants	72	174	.414
2003-04	Rashad McCants	78	191	.408
2004-05	Rashad McCants	71	168	.423
2005-06	Wes Miller	64	145	.441
2006-07	Wayne Ellington	66	178	.371
2007-08	Wayne Ellington	78	195	.400
2008-09	Wayne Ellington	85	204	.417
2009-10	Will Graves	73	197	.371
2010-11	Harrison Barnes	67	195	.344
2011-12	Reggie Bullock	71	186	.382
2012-13	P.J. Hairston	89	225	.396
2013-14	Marcus Paige	86	221	.389
2014-15	Marcus Paige	94	238	.395
2015-16	Marcus Paige	74	208	.356
2016-17	Justin Jackson	105	284	.370
2017-18	Joel Berry II	93	270	.344
2018-19	Cameron Johnson	96	210	.457
2019-20	Brandon Robinson	59	160	.369
2020-21	Kerwin Walton	58	138	.420
2021-22	Brady Manek*	98	243	.403
2022-23	Caleb Love	73	244	.299

THREE-POINT FIELD GOAL PERCENTAGE

(min. 2.5 made per game, played in 75% of games unless noted)

Year	Player	Made	Att	Pct.
1982-83	Jim Braddock \$	43	93	.462
1986-87	Kenny Smith	87	213	.408
1987-88	Jeff Lebo !	78	168	.464
1988-89	Jeff Lebo !	66	176	.375
1989-90	Rick Fox !	70	160	.438
1990-91	Hubert Davis %*	64	131	.489
1991-92	Hubert Davis	85	198	.429
1992-93	Donald Williams !	83	199	.417
1993-94	Donald Williams %	42	124	.339
1994-95	Donald Williams*	87	218	.399
1995-96	Dante Calabria !	77	195	.395
1996-97	Shammond Williams	95	227	.419
1997-98	Shammond Williams!	86	215	.400
1998-99	Ademola Okulaja %	59	137	.431
1999-00	Joseph Forte %	56	156	.359
2000-01	Jason Capel %	56	134	.418
2001-02	Brian Morrison %	42	125	.336
2002-03	Rashad McCants !	72	174	.414
2003-04	Rashad McCants	78	191	.408
2004-05	Rashad McCants !	71	168	.423
	Raymond Felton*	70	159	.440
2005-06	Wes Miller !	64	145	.441
2006-07	Wayne Ellington %	66	178	.371
2007-08	Wayne Ellington !	78	195	.400
2008-09	Danny Green !	77	184	.418
2009-10	Will Graves !	73	197	.371
2010-11	Harrison Barnes %	67	195	.344
2011-12	Reggie Bullock %	71	186	.382
2012-13	Reggie Bullock	88	202	.436
2013-14	Marcus Paige	86	221	.389
2014-15	Marcus Paige !	94	238	.395
2015-16	Marcus Paige !	74	208	.356
2016-17	Justin Jackson	105	284	.370
2017-18	Joel Berry II	93	270	.344
2018-19	Cameron Johnson*	96	210	.457
2019-20	Brandon Robinson !	59	160	.369
2020-21	Kerwin Walton !	58	138	.420
2021-22	Brady Manek*	98	243	.403
2022-23	Caleb Love!	73	244	.299

! – min 2.0 made 3FGs per game (no player with 2.5 per game)

% – min 1.5 made 3FGs game (no player with 2.0 per game)

\$ – min 1.0 made 3FGs per game (no player with 1.5 per game)

* – ACC leader

FREE THROW PERCENTAGE

(min. 2.5 made per game, played in 75% of games)

For seasons with multiple entries, the first is the player who made enough free throws to qualify for NCAA and/or ACC rankings. The player in parentheses made at least 50 free throws but fell short of the NCAA or ACC minimums.

Year	Player	FTM	FTA	Pct.
1949-50	Hugo Kappler	69	109	.633
1950-51	Jack Wallace	122	192	.635
1951-52	Al Lifson	99	140	.707
1952-53	Al Lifson	100	142	.704
1953-54	Al Lifson	74	97	.763
1954-55	Tony Radovich	60	80	.750
1955-56	Tony Radovich	63	76	.829
1956-57	Lennie Rosenbluth	285	376	.758
1957-58	Lee Shaffer (Harvey Salz)	80	108	.741
	Lee Shaffer	64	84	.761
1958-59	Lee Shaffer	74	96	.770
1959-60	York Larese*	131	151	.868
1960-61	York Larese	124	158	.785



In 2022, BRADY MANEK became the fourth player 6 feet, 9 inches or taller to lead the ACC in three-point percentage. Manek made 98 threes and converted 40.3% from beyond the arc.

Year	Player	FTM	FTA	Pct.
1961-62	Larry Brown	101	127	.795
1962-63	Larry Brown	95	122	.779
1963-64	Billy Cunningham	157	249	.631
	(Ray Respass)	52	66	.788
1964-65	Bobby Lewis	123	175	.703
1965-66	Bobby Lewis	222	274	.810
1966-67	Bobby Lewis	167	211	.791
1967-68	Larry Miller	181	256	.707
	(Dick Grubar)	64	90	.711
1968-69	Bill Bunting	143	175	.817
1969-70	Charlie Scott	169	215	.786
1970-71	Dennis Wuycik	169	197	.858
1971-72	Dennis Wuycik	181	212	.854
	(Kim Huband)	53	57	.930
1972-73	George Karl	124	163	.761
	(Ed Stahl)	73	88	.830
1973-74	Darrell Elston	81	93	.871
1974-75	Phil Ford	126	161	.783
1975-76	Tommy LaGarde	106	131	.809
1976-77	Phil Ford*	157	184	.853
1977-78	Phil Ford	149	184	.810
1978-79	Mike O'Koren	144	188	.766
1979-80	Al Wood	118	154	.766
1980-81	Jimmy Black	93	118	.788
1981-82	Sam Perkins	109	142	.768
	(Matt Doherty)	71	92	.772
1982-83	Sam Perkins	145	177	.819
	(Jim Braddock)	67	81	.827
1983-84	Sam Perkins*	155	181	.856
1984-85	Steve Hale*	85	97	.876
1985-86	Steve Hale	85	103	.825
1986-87	J.R. Reid	132	202	.653
	(Jeff Lebo)	79	93	.849
1987-88	Jeff Lebo*	86	98	.878
	(Ranzino Smith)	52	58	.897
1988-89	Jeff Lebo	89	103	.864
1989-90	King Rice	89	118	.754
	(Hubert Davis)	59	74	.797
1990-91	Rick Fox	111	138	.804
	(Hubert Davis)	81	97	.835
1991-92	Hubert Davis*	140	169	.828
1992-93	Donald Williams*	97	117	.829
1993-94	Derrick Phelps	86	115	.748
	(Donald Williams)	77	100	.770
1994-95	Jerry Stackhouse	185	260	.712
1995-96	Jeff McInnis	88	110	.800
1996-97	Antawn Jamison	126	303	.621
	(Shammond Williams)	87	107	.813
1997-98	Shammond Williams*	133	146	.911
1998-99	Jason Capel	76	89	.854
1999-00	Jason Capel	116	140	.829
2000-01	Joseph Forte	133	156	.853
2001-02	Jason Capel	112	136	.824
2002-03	Jawad Williams	97	129	.752
2003-04	Raymond Felton	85	105	.810
2004-05	Marvin Williams	138	163	.847
2005-06	Reyshawn Terry	108	135	.800
2006-07	Tyler Hansbrough	242	315	.768
	(Wayne Ellington)	51	61	.836
2007-08	Ty Lawson	96	115	.835
	(Danny Green)	69	79	.873
2008-09	Tyler Hansbrough	249	296	.841
	(Danny Green)	52	61	.852
2009-10	Deon Thompson	115	166	.693
	(Will Graves)	50	62	.806
2010-11	Tyler Zeller	161	211	.763
2011-12	Tyler Zeller	181	224	.808
	(P.J. Hairston)	52	62	.839
2012-13	P.J. Hairston	88	113	.779
	(Marcus Paige)	51	61	.836
2013-14	Marcus Paige*	128	146	.877
2014-15	Marcus Paige	96	111	.865
	(Nate Britt)	60	68	.882
2015-16	Brice Johnson	144	184	.783
	(Joel Berry II)	91	105	.867
2016-17	Isaiah Hicks	113	145	.779
2017-18	Joel Berry II*	108	121	.893
2018-19	Cameron Johnson	90	110	.818



TYLER HANSBROUGH is the only player to lead UNC in scoring and rebounding in each of his four seasons. He was consensus National Player of the Year in 2008 and a four-time, first-team All-America.

Year	Player	FTM	FTA	Pct.
2019-20	Armando Bacot	80	124	.645
	(Cole Anthony)	96	128	.750
2020-21	Armando Bacot	83	125	.664
	(RJ Davis)	55	67	.821
2021-22	Caleb Love	132	153	.863
2022-23	RJ Davis*	111	126	.881

SCORING AVERAGE

Year	Player	PPG
1910-11	Marvin Ritch	9.5
1911-12	Junius Smith	12.0
1912-13	Meb Long	10.1
1913-14	Meb Long	12.7
1914-15	Meb Long	11.1
1915-16	Meb Long	14.7
1916-17	Mac McDuffie	11.1
1917-18	Peter Lynch	13.1
1918-19	Peter Lynch	11.8
1919-20	Billy Carmichael	10.8
1920-21	Cartwright Carmichael	15.1
1921-22	Cartwright Carmichael	12.6
1922-23	Cartwright Carmichael	14.9
1923-24	Jack Cobb	13.6
1924-25	Jack Cobb	9.5
1925-26	Jack Cobb	11.9
1926-27	Bill Vanstory	8.1
1927-28	Rufus Hackney	7.8
1928-29	Henry Satterfield	7.3
1929-30	Dave Neiman	6.7
1930-31	Sandy Dameron	7.3
1931-32	Wilmer Hines	8.9
1932-33	Wilmer Hines	10.1
1933-34	Virgil Weathers	7.8
1934-35	Mel Nelson	9.6
1935-36	Andy Bershak	6.8
1936-37	Pete Mullis	8.3
1937-38	Andy Bershak	7.5
1938-39	George Glamack	9.1
1939-40	George Glamack	17.6
1940-41	George Glamack	20.6
1941-42	Bob Rose	11.5
1942-43	Fritz Nagy	10.4
1943-44	Bernie Mock	9.1
1944-45	Jim Jordan	11.2
1945-46	John "Hook" Dillon	13.9
1946-47	Jim Hamilton	11.4
1947-48	Bob Paxton	12.2
1948-49	Coy Carson	15.3
1949-50	Nemo Nearman	13.2
1950-51	Jack Wallace	13.9
1951-52	Al Lifson	15.8
1952-53	Al Lifson	14.7
1953-54	Jerry Vayda	17.0
1954-55	Lennie Rosenbluth	25.5

Year	Player	PPG
1955-56	Lennie Rosenbluth*	26.7
1956-57	Lennie Rosenbluth	28.0
1957-58	Pete Brennan*	21.3
1958-59	York Larese	15.1
1959-60	Lee Shaffer*	18.2
1960-61	York Larese	23.1
1961-62	Larry Brown	16.5
1962-63	Billy Cunningham	22.7
1963-64	Billy Cunningham*	26.0
1964-65	Billy Cunningham*	25.4
1965-66	Bobby Lewis*	27.4
1966-67	Larry Miller	21.9
1967-68	Larry Miller	22.4
1968-69	Charlie Scott	22.3
1969-70	Charlie Scott*	27.1
1970-71	Dennis Wuycik	18.4
1971-72	Robert McAdoo	19.5
1972-73	George Karl	17.0
1973-74	Bobby Jones	16.1
1974-75	Mitch Kupchak	18.5
1975-76	Phil Ford	18.6
1976-77	Phil Ford	18.7
1977-78	Phil Ford	20.8
1978-79	Al Wood	17.8
1979-80	Al Wood	19.0
1980-81	Al Wood	18.1
1981-82	James Worthy	15.6
1982-83	Michael Jordan	20.0
1983-84	Michael Jordan*	19.6
1984-85	Brad Daugherty	17.3
1985-86	Brad Daugherty	20.2
1986-87	Kenny Smith	16.9
1987-88	J.R. Reid	18.0
1988-89	J.R. Reid	15.9
1989-90	Rick Fox	16.2
1990-91	Rick Fox	16.9
1991-92	Hubert Davis	21.4
1992-93	Eric Montross	15.8
1993-94	Donald Williams	14.3
1994-95	Jerry Stackhouse	19.2
1995-96	Jeff McInnis	16.5
1996-97	Antawn Jamison	19.1
1997-98	Antawn Jamison*	22.2
1998-99	Ademola Okulaja	13.9
1999-00	Joseph Forte	16.7
2000-01	Joseph Forte	20.9
2001-02	Jason Capel	15.6
2002-03	Rashad McCants	17.0
2003-04	Rashad McCants*	20.0
2004-05	Sean May	17.5
2005-06	Tyler Hansbrough	18.9
2006-07	Tyler Hansbrough	18.4
2007-08	Tyler Hansbrough*	22.6
2008-09	Tyler Hansbrough	20.7



ARMANDO BACOT has led UNC in field goal percentage in the last three seasons, the first player to lead UNC three times since Sam Perkins.

Year	Player	PPG
2009-10	Deon Thompson	13.7
2010-11	Tyler Zeller	15.7
	Harrison Barnes	15.7
2011-12	Harrison Barnes	17.1
2012-13	P.J. Hairston	14.6
2013-14	Marcus Paige	17.5
2014-15	Marcus Paige	14.1
2015-16	Brice Johnson	17.0
2016-17	Justin Jackson	18.3
2017-18	Joel Berry II	17.1
2018-19	Cameron Johnson	16.9
2019-20	Cole Anthony	18.5
2020-21	Armando Bacot	12.3
2021-22	Armando Bacot	16.3
2022-23	Caleb Love	16.7

POINTS		
Year	Player	PTS
1910-11	Marvin Ritch	76
1911-12	Junius Smith	60
1912-13	Meb Long	111
1913-14	Meb Long	216
1914-15	Meb Long	177
1915-16	Meb Long	249
1916-17	Mac McDuffie	100
1917-18	Peter Lynch	157
1918-19	Peter Lynch	188
1919-20	Billy Carmichael	172
1920-21	Cartwright Carmichael	286
1921-22	Cartwright Carmichael	265
1922-23	Cartwright Carmichael	239
1923-24	Jack Cobb	353
1924-25	Jack Cobb	200
1925-26	Jack Cobb	296
1926-27	Bill Vanstory	194
1927-28	Rufus Hackney	148
1928-29	Henry Satterfield	183
1929-30	Artie Marpet	150
1930-31	Sandy Dameron	154
1931-32	Wilmer Hines	178
1932-33	Wilmer Hines	172
1933-34	Virgil Weathers	172
1934-35	Mel Nelson	240
1935-36	Andy Bershak	171
1936-37	Pete Mullis	191
1937-38	Earl Ruth	151
1938-39	George Glamack	155
1939-40	George Glamack	458
1940-41	George Glamack	578
1941-42	Bob Rose	264
1942-43	Dick Hartley	202
1943-44	Bernie Mock	246

Year	Player	Points
1944-45	Jim Jordan	291
1945-46	John "Hook" Dillon	472
1946-47	Jim Hamilton	309
1947-48	Bob Paxton	329
1948-49	Coy Carson	429
1949-50	Nemo Nearman	383
1950-51	Jack Wallace	348
1951-52	Al Lifson	425
1952-53	Vince Grimaldi	382
1953-54	Jerry Vayda	357
1954-55	Lennie Rosenbluth	536
1955-56	Lennie Rosenbluth	614
1956-57	Lennie Rosenbluth	897
1957-58	Pete Brennan	554
1958-59	York Larese	378
1959-60	Lee Shaffer	437
1960-61	York Larese	532
1961-62	Larry Brown	281
1962-63	Billy Cunningham	477
1963-64	Billy Cunningham	623
1964-65	Billy Cunningham	609
1965-66	Bobby Lewis	740
1966-67	Larry Miller	700
1967-68	Larry Miller	717
1968-69	Charlie Scott	714
1969-70	Charlie Scott	731
1970-71	Dennis Wuycik	533
1971-72	Robert McAdoo	604
1972-73	George Karl	562
1973-74	Bobby Jones	452
1974-75	Mitch Kupchak	575
1975-76	Phil Ford	540
1976-77	Phil Ford	617
1977-78	Phil Ford	625
1978-79	Al Wood	515
1979-80	Al Wood	550
1980-81	Al Wood	669
1981-82	James Worthy	532
1982-83	Michael Jordan	721
1983-84	Michael Jordan	607
1984-85	Brad Daugherty	623
1985-86	Brad Daugherty	687
1986-87	Kenny Smith	574
1987-88	J.R. Reid	595
1988-89	Kevin Madden	542
1989-90	Rick Fox	551
1990-91	Rick Fox	590
1991-92	Hubert Davis	707
1992-93	Eric Montross	600
1993-94	Eric Montross	476
1994-95	Jerry Stackhouse	652
1995-96	Jeff McInnis	511
1996-97	Antawn Jamison	668
1997-98	Antawn Jamison	822
1998-99	Ademola Okulaja	474
1999-00	Joseph Forte	600
2000-01	Joseph Forte	690
2001-02	Jason Capel	389
2002-03	Rashad McCants	594
2003-04	Rashad McCants	599
2004-05	Sean May	647
2005-06	Tyler Hansbrough	587
2006-07	Tyler Hansbrough	699
2007-08	Tyler Hansbrough	882
2008-09	Tyler Hansbrough	704
2009-10	Deon Thompson	507
2010-11	Tyler Zeller	581
2011-12	Harrison Barnes	648
2012-13	James Michael McAdoo	518
2013-14	Marcus Paige	596
2014-15	Marcus Paige	534
2015-16	Brice Johnson	678
2016-17	Justin Jackson	731
2017-18	Luke Maye	625
2018-19	Cameron Johnson	608
2019-20	Garrison Brooks	539
2020-21	Armando Bacot	357
2021-22	Armando Bacot	635
2022-23	Caleb Love	550

REBOUNDS		
Year	Player	Rebounds
1953-54	Paul Likins	248
1954-55	Lennie Rosenbluth	256
1955-56	Lennie Rosenbluth	264
1956-57	Pete Brennan	332
1957-58	Pete Brennan	303
1958-59	Dick Kepley	183
1959-60	Lee Shaffer	269
1960-61	Doug Moe	321
1961-62	Jim Hudock	171
1962-63	Billy Cunningham	339
1963-64	Billy Cunningham	379
1964-65	Billy Cunningham	344
1965-66	Larry Miller	277
1966-67	Rusty Clark	330
1967-68	Rusty Clark	341
1968-69	Rusty Clark	258
1969-70	Lee Dedmon	235
1970-71	Lee Dedmon	273
1971-72	Robert McAdoo	313
1972-73	Bobby Jones	348
1973-74	Bobby Jones	274
1974-75	Mitch Kupchak	334
1975-76	Mitch Kupchak	316
1976-77	Mike O'Koren	217
1977-78	Mike O'Koren	180
1978-79	Mike O'Koren	202
1979-80	Mike O'Koren	216
1980-81	James Worthy	301
1981-82	Sam Perkins	250
1982-83	Sam Perkins	331
1983-84	Sam Perkins	298
1984-85	Brad Daugherty	349
1985-86	Brad Daugherty	306
1986-87	J.R. Reid	268
1987-88	J.R. Reid	293
1988-89	Scott Williams	254
1989-90	Scott Williams	240
1990-91	George Lynch	258
1991-92	George Lynch	291
1992-93	George Lynch	365
1993-94	Eric Montross	285
1994-95	Jerry Stackhouse	280
1995-96	Antawn Jamison	309
1996-97	Antawn Jamison	329
1997-98	Antawn Jamison	389
1998-99	Ademola Okulaja	284
1999-00	Brendan Haywood	271
2000-01	Jason Capel	242
	Brendan Haywood	242
2001-02	Jason Capel	214
2002-03	Jawad Williams	191
2003-04	Sean May	285
2004-05	Sean May	397
2005-06	Tyler Hansbrough	243
2006-07	Tyler Hansbrough	301
2007-08	Tyler Hansbrough	399
2008-09	Tyler Hansbrough	276
2009-10	Deon Thompson	247
2010-11	John Henson	374
2011-12	Tyler Zeller	365
2012-13	James Michael McAdoo	263
2013-14	James Michael McAdoo	230
2014-15	Brice Johnson	295
2015-16	Brice Johnson	416
2016-17	Kennedy Meeks	378
2017-18	Luke Maye	373
2018-19	Luke Maye	377
2019-20	Garrison Brooks	273
2020-21	Armando Bacot	227
2021-22	Armando Bacot*	511
2022-23	Armando Bacot	334



DAY'RON SHARPE led the ACC in offensive rebounding as a freshman, grabbing 3.38 per game in 2020-21, his only season as a Tar Heel.

REBOUNTING AVERAGE

Year	Player	RPG
1951-52	Howard Deasy	10.7
1952-53	Bud Maddie	11.6
1953-54	Paul Likins	10.9
1954-55	Lennie Rosenbluth	12.2
1955-56	Lennie Rosenbluth	11.5
1956-57	Pete Brennan	10.4
1957-58	Pete Brennan*	11.7
1958-59	Dick Kepley	7.3
1959-60	Doug Moe	11.3
1960-61	Doug Moe	14.0
1961-62	Jim Hudock	10.1
1962-63	Billy Cunningham*	16.1
1963-64	Billy Cunningham*	15.8
1964-65	Billy Cunningham*	14.3
1965-66	Larry Miller	10.3
1966-67	Rusty Clark	10.3
1967-68	Rusty Clark	11.1
1968-69	Rusty Clark	9.2
1969-70	Lee Dedmon	9.4
1970-71	Lee Dedmon	8.5
1971-72	Robert McAdoo	10.1
1972-73	Bobby Jones	10.5
1973-74	Bobby Jones	9.8
1974-75	Mitch Kupchak	10.8
1975-76	Mitch Kupchak*	11.3
1976-77	Tommy LaGarde	7.4
1977-78	Mike O'Koren	6.7
1978-79	Mike O'Koren	7.2
1979-80	Mike O'Koren	7.4
1980-81	James Worthy	8.4
1981-82	Sam Perkins	7.8
1982-83	Sam Perkins	9.5
1983-84	Sam Perkins	9.6
1984-85	Brad Daugherty*	9.7
1985-86	Brad Daugherty	9.0
1986-87	J.R. Reid	7.4
1987-88	J.R. Reid	8.9
1988-89	Scott Williams	7.3
1989-90	Scott Williams	7.3
1990-91	George Lynch	7.4
1991-92	George Lynch	8.8
1992-93	George Lynch	9.6
1993-94	Eric Montross	8.1
1994-95	Jerry Stackhouse	8.2
1995-96	Antawn Jamison	9.7
1996-97	Antawn Jamison	9.4
1997-98	Antawn Jamison*	10.5
1998-99	Ademola Okulaja	8.4
1999-00	Brendan Haywood	7.5
2000-01	Jason Capel	7.3
	Brendan Haywood	7.3

2001-02	Jason Capel	8.6
2002-03	Jawad Williams	5.6
2003-04	Sean May*	9.8
2004-05	Sean May	10.7
2005-06	Tyler Hansbrough	7.8
2006-07	Tyler Hansbrough	7.9
2007-08	Tyler Hansbrough*	10.2
2008-09	Tyler Hansbrough	8.1
2009-10	Ed Davis	9.2
2010-11	John Henson	10.1
2011-12	John Henson*	9.9
2012-13	James Michael McAdoo	7.3
2013-14	James Michael McAdoo	6.8
2014-15	Brice Johnson	7.8
2015-16	Brice Johnson	10.4
2016-17	Kennedy Meeks	9.5
2017-18	Luke Maye	10.1
2018-19	Luke Maye	10.5
2019-20	Garrison Brooks	8.5
2020-21	Armando Bacot	7.8
2021-22	Armando Bacot*	13.1
2022-23	Armando Bacot*	10.4

OFFENSIVE REBOUNDS

Year	Player	Rebounds
1986-87	Joe Wolf	88
1987-88	J.R. Reid	69
1988-89	Scott Williams	83
1989-90	Scott Williams	81
1990-91	George Lynch	105
1991-92	George Lynch	111
1992-93	George Lynch	138
1993-94	Eric Montross	116
1994-95	Rasheed Wallace	102
1995-96	Antawn Jamison	119
1996-97	Antawn Jamison	131
1997-98	Antawn Jamison	126
1998-99	Ademola Okulaja	90
1999-00	Brendan Haywood	96
2000-01	Brendan Haywood	105
2001-02	Jason Capel	65
2002-03	Rashad McCants	58
2003-04	Sean May	100
2004-05	Sean May	142
2005-06	Tyler Hansbrough	111
2006-07	Tyler Hansbrough	117
2007-08	Tyler Hansbrough	151
2008-09	Tyler Hansbrough	103
2009-10	Deon Thompson	106
2010-11	John Henson	120
2011-12	Tyler Zeller	146
2012-13	James Michael McAdoo	89
2013-14	James Michael McAdoo	90
2014-15	Kennedy Meeks	95
2015-16	Brice Johnson	115
2016-17	Kennedy Meeks	152
2017-18	Luke Maye	113
2018-19	Luke Maye	92
2019-20	Garrison Brooks	103
2020-21	Day'Ron Sharpe	98
2021-22	Armando Bacot*	163
2022-23	Armando Bacot*	139

OFFENSIVE REBOUND AVERAGE

Year	Player	Average
1986-87	Joe Wolf	2.59
1987-88	J.R. Reid	2.09
1988-89	Scott Williams	2.37
1989-90	Scott Williams	2.45
1990-91	George Lynch	3.00
1991-92	George Lynch	3.36
1992-93	George Lynch	3.63
1993-94	Eric Montross	3.31
1994-95	Rasheed Wallace	3.00
1995-96	Antawn Jamison*	3.72
1996-97	Antawn Jamison	3.74
1997-98	Antawn Jamison	3.41
1998-99	Ademola Okulaja	2.65
1999-00	Brendan Haywood	2.67
2000-01	Brendan Haywood	3.18

2001-02	Jason Capel	2.60
2002-03	Rashad McCants	1.66
2003-04	Sean May*	3.45
2004-05	Sean May	3.84
2005-06	Tyler Hansbrough*	3.58
2006-07	Tyler Hansbrough	3.08
2007-08	Tyler Hansbrough*	3.87
2008-09	Tyler Hansbrough	3.03
2009-10	Deon Thompson	2.86
2010-11	John Henson	3.24
2011-12	Tyler Zeller*	3.84
2012-13	James Michael McAdoo	2.47
2013-14	James Michael McAdoo	2.65
2014-15	Kennedy Meeks	2.57
2015-16	Brice Johnson	2.88
2016-17	Kennedy Meeks*	3.80
2017-18	Luke Maye	3.05
2018-19	Luke Maye	2.56
2019-20	Garrison Brooks	3.22
2020-21	Day'Ron Sharpe*	3.38
2021-22	Armando Bacot*	4.18
2022-23	Armando Bacot*	4.19

ASSISTS

Year	Player	Assists
1968-69	Charlie Scott	108
1969-70	Eddie Fogler	92
1970-71	Steve Previs	90
1971-72	Steve Previs	151
1972-73	George Karl	192
1973-74	Darrell Elston	158
1974-75	Phil Ford	161
1975-76	Phil Ford*	203
1976-77	Phil Ford*	217
1977-78	Phil Ford*	172
1978-79	Mike O'Koren	99
1979-80	Mike O'Koren	104
1980-81	Jimmy Black	188
1981-82	Jimmy Black*	213
1982-83	Matt Doherty	150
1983-84	Matt Doherty	124
1984-85	Kenny Smith	235
1985-86	Kenny Smith	210
1986-87	Kenny Smith	209
1987-88	Jeff Lebo	159
1988-89	Steve Bucknall	196
1989-90	King Rice	217
1990-91	King Rice	207
1991-92	Derrick Phelps	207
1992-93	Derrick Phelps	196
1993-94	Derrick Phelps	176
1994-95	Jeff McInnis	180
1995-96	Jeff McInnis	170
1996-97	Ed Cota*	234
1997-98	Ed Cota*	274
1998-99	Ed Cota*	238
1999-00	Ed Cota*	284
2000-01	Ronald Curry	119
2001-02	Adam Boone	89
2002-03	Raymond Felton	235
2003-04	Raymond Felton*	213
2004-05	Raymond Felton*	248
2005-06	Bobby Frasor	136
2006-07	Ty Lawson	213
2007-08	Ty Lawson	165
2008-09	Ty Lawson*	230
2009-10	Larry Drew II	222
2010-11	Kendall Marshall*	230
2011-12	Kendall Marshall*^	351
2012-13	Marcus Paige	161
2013-14	Marcus Paige	143
2014-15	Marcus Paige	170
2015-16	Joel Berry II	151
2016-17	Joel Berry II	138
2017-18	Theo Pinson	187
2018-19	Coby White	143
2019-20	Cole Anthony	88
2020-21	Caleb Love	104
2021-22	RJ Davis	142
2022-23	RJ Davis	106



ED COTA is one of two individuals to lead the Tar Heels in assists four times. Cota led UNC from 1996-2000 and Marcus Paige accomplished that from 2012-16.

ASSIST AVERAGE

Year	Player	Average
1968-69	Charles Scott	3.4
1969-70	Eddie Fogler	3.5
1970-71	Steve Previs	2.9
1971-72	Steve Previs	2.9
1972-73	George Karl	5.8
1973-74	Darrell Elston	5.6
1974-75	Phil Ford	5.2
1975-76	Phil Ford*	7.0
1976-77	Phil Ford*	6.6
1977-78	Phil Ford*	5.7
1978-79	Mike O'Koren	3.5
1979-80	Mike O'Koren	3.6
1980-81	Jimmy Black	5.1
1981-82	Jimmy Black*	6.3
1982-83	Matt Doherty	4.2
1983-84	Kenny Smith	5.0
1984-85	Kenny Smith	6.5
1985-86	Kenny Smith	6.1
1986-87	Kenny Smith	6.1
1987-88	Jeff Lebo	4.8
1988-89	Steve Bucknall	5.3
1989-90	King Rice	6.4
1990-91	King Rice	5.9
1991-92	Derrick Phelps	6.3
1992-93	Derrick Phelps	5.4
1993-94	Derrick Phelps	5.3
1994-95	Jeff McInnis	5.3
1995-96	Jeff McInnis	5.5
1996-97	Ed Cota*	6.9
1997-98	Ed Cota*	7.4
1998-99	Ed Cota*	7.4
1999-00	Ed Cota*	8.1
2000-01	Ronald Curry	4.3
2001-02	Adam Boone	3.2
2002-03	Raymond Felton	6.7
2003-04	Raymond Felton*	7.1
2004-05	Raymond Felton*	6.9
2005-06	Bobby Frasor	4.4
2006-07	Ty Lawson	5.6
2007-08	Ty Lawson	5.2
2008-09	Ty Lawson*	6.6
2009-10	Larry Drew II	6.0
2010-11	Kendall Marshall*	6.2
2011-12	Kendall Marshall*	9.75
2012-13	Marcus Paige	4.6
2013-14	Marcus Paige	4.2
2014-15	Marcus Paige	4.5
2015-16	Joel Berry II	3.8
	Marcus Paige	3.8
2016-17	Theo Pinson	3.7

Year	Player	Average
2017-18	Theo Pinson	5.1
2018-19	Coby White	4.1
2019-20	Cole Anthony	4.0
2020-21	Caleb Love	3.6
2021-22	RJ Davis	3.6
2022-23	RJ Davis	3.2

BLOCKED SHOTS

Year	Player	Blocks
1975-76	Mitch Kupchak	32
1976-77	Tommy LaGarde	31
1977-78	Jeff Wolf	23
1978-79	Pete Budko	27
1979-80	Jeff Wolf	28
1980-81	Sam Perkins	67
1981-82	Sam Perkins	53
1982-83	Sam Perkins	65
1983-84	Sam Perkins	60
1984-85	Warren Martin	81
1985-86	Warren Martin	81
1986-87	Dave Popson	27
	J.R. Reid	27
	Scott Williams	27
1987-88	Scott Williams	43
1988-89	Scott Williams	50
1989-90	Scott Williams	41
1990-91	Pete Chilcutt	35
1991-92	Kevin Salvadori	63
1992-93	Eric Montross	47
1993-94	Rasheed Wallace	63
1994-95	Rasheed Wallace	93
1995-96	Serge Zwikker	49
1996-97	Serge Zwikker	61
1997-98	Makhtar Ndiaye	54
1998-99	Brendan Haywood	60
1999-00	Brendan Haywood	91
2000-01	Brendan Haywood*	120
2001-02	Kris Lang	33
2002-03	Jawad Williams	37
2003-04	Sean May	37
2004-05	Sean May	38
2005-06	Danny Green	32
2006-07	Brandan Wright	65
2007-08	Deon Thompson	51
2008-09	Ed Davis	65
2009-10	Ed Davis	64
2010-11	John Henson*	118
2011-12	John Henson*	101
2012-13	Desmond Hubert	30
2013-14	Brice Johnson	43
2014-15	Kennedy Meeks	46
2015-16	Brice Johnson	59
2016-17	Kennedy Meeks	47
2017-18	Luke Maye	38
2018-19	Luke Maye	20
2019-20	Armando Bacot	36
2020-21	Armando Bacot	26
	Day/Ron Sharpe	26
2021-22	Armando Bacot	65
2022-23	Pete Nance	34

STEALS

Year	Player	Steals
1975-76	Walter Davis	71
1976-77	Walter Davis	78
1977-78	Dudley Bradley	61
1978-79	Dudley Bradley*	97
1979-80	Mike O'Koren	43
1980-81	Jimmy Black	64
1981-82	Jimmy Black	58
1982-83	Michael Jordan	78
1983-84	Michael Jordan	50
1984-85	Kenny Smith	64
1985-86	Steve Hale	55
1986-87	Kenny Smith	51
1987-88	Scott Williams	45
1988-89	Rick Fox	47
1989-90	Rick Fox	54
	King Rice	54



ED DAVIS led the Tar Heels in blocks in 2009 and 2010 and went on to swat more than 500 shots in a dozen NBA seasons.

Year	Player	Steals
1990-91	Rick Fox	70
1991-92	Derrick Phelps	78
1992-93	George Lynch	89
1993-94	Derrick Phelps	60
1994-95	Jerry Stackhouse	50
1995-96	Jeff McInnis	38
1996-97	Ed Cota	57
1997-98	Ed Cota	58
1998-99	Ademola Okulaja	46
1999-00	Joseph Forte	54
2000-01	Joseph Forte	67
2001-02	Jason Capel	29
2002-03	Raymond Felton	56
2003-04	Raymond Felton	63
2004-05	Raymond Felton	72
2005-06	Tyler Hansbrough	38
2006-07	Ty Lawson	58
2007-08	Tyler Hansbrough	59
2008-09	Ty Lawson*	75
2009-10	Marcus Ginyard	44
2010-11	Dexter Strickland	46
2011-12	Kendall Marshall	43
2012-13	James Michael McAdoo	54
2013-14	J.P. Tokoto	55
2014-15	Marcus Paige	65
2015-16	Joel Berry II	58
2016-17	Joel Berry II	53
2017-18	Joel Berry II	42
2018-19	Cameron Johnson	43
2019-20	Leaky Black	40
2020-21	Leaky Black	36
2021-22	RJ Davis	40
2022-23	Leaky Black	42

* ACC leader
^ NCAA leader



NCAA & ACC RECORDS/STAT LEADERS



ARMANDO BACOT led the country in double-doubles in 2021-22 when he tied the all-time NCAA single-season record with 31, including all six games in the NCAA Tournament.

NCAA SINGLE-SEASON LEADERS

Field Goal Percentage

1985-86	Brad Daugherty	.648
1999-00	Brendan Haywood	.697

Assists

2011-12	Kendall Marshall	351
---------	------------------	-----

Assist-Turnover Ratio

2011-12	Kendall Marshall	3.48
2012-13	Dexter Strickland	3.19

Double-Doubles

2021-22	Armando Bacot	31
---------	---------------	----

NCAA SINGLE-SEASON LEADERS, TEAM

Win-Loss Percentage

1956-57	1.000 (32-0)
1981-82	.941 (32-2)
2008-09	.895 (34-4)
1992-93	.895 (34-4)

Points Per Game

2004-05	88.0
---------	------

Scoring Margin

2008-09	17.8
2004-05	17.8
1992-93	17.8

Field Goal Percentage

1997-98	.518
1972-73	.527
1971-72	.528
1965-66	.517

Rebound Margin

2018-19	10.4
2016-17	12.3
2011-12	10.5
2007-08	11.0

NCAA RECORDS HELD BY UNC

INDIVIDUAL

Field Goal Percentage, Game (min. 12): 1.000 by Brad Daugherty, 13 for 13 vs. UCLA, Nov. 24, 1985 (tie)
Free Throw Percentage, Game (min. 18): 1.000 by York Larese, 21 for 21 vs. Duke, Dec. 29, 1959 (tie)
Double-Doubles, Season: 31 by Armando Bacot, 2021-22 (tie)
Double-Doubles, Single-Season NCAA Tournament: 6 by Armando Bacot, 2021-22
Free Throws Made, Career: 982 by Tyler Hansbrough, 2005-09

SINGLE GAME, TEAM

Highest Field Goal Percentage, Half: 94.1 (16x17) vs. Virginia, Jan. 7, 1978
Fewest Points in a Half: 0, 1st half at Duke, Feb. 24, 1979
Longest Time Scoreless: 20:48 at Duke, Feb. 24, 1979
Fewest Points Both Teams in a Half: 7 at Duke, Feb. 24, 1979 (Duke led 7-0 at halftime)

SINGLE SEASON, TEAM

Most Victories in Perfect Season: 32 in 1956-57 (tied with Indiana, 1976)

MISCELLANEOUS

Most Final Fours: 21
Most Consecutive Postseason Appearances: 35 (1967-2001)
Most Consecutive 20-Win Seasons: 31 (1971-2001)
Most 25-Win Seasons: 39
Most Wins Vs. Associated Press No. 1 Ranked Teams: 14
Most 1,000-Point Scorers: 81
Most Consecutive Home Wins vs. an Opponent: 59 vs. Clemson

Assists Per Game

2004-05	19.1
1988-89	21.3
1985-86	23.5

ACC CAREER RECORDS

Points

2,872 Tyler Hansbrough, 2005-09

20-Point Games

78 Tyler Hansbrough, 2005-09

Double-Figure Scoring Games

133 Tyler Hansbrough, 2005-09

Field Goal Percentage

.637 Brendan Haywood, 1997-2001 (541x849)

Consecutive Double-Doubles

40 Billy Cunningham, 1962-64

Games Played Without Fouling Out

138 Ed Cota, 1996-2000

Player of the Week Awards

12 Antawn Jamison, 1995-98 (tie)

ACC SINGLE-SEASON RECORDS

Games

40 Nate Britt, Justin Jackson, Kennedy Meeks, Seventh Woods, 2016-17
 40 Joel Berry II, Justin Jackson, Brice Johnson, Theo Pinson, 2015-16

Field Goal Percentage

.697 Brendan Haywood, 1999-2000 (191x274)

Free Throws Made

304 Tyler Hansbrough, 2007-08

Assists

351 Kendall Marshall, 2011-12

Assists Per Game

9.8 Kendall Marshall, 2011-12

10-Assist Games in a Season

17 Kendall Marshall, 2011-12

Double-Doubles in a Season

31 Armando Bacot, 2021-22

Player of the Week Awards

8 Tyler Hansbrough, 2007-08

ACC SINGLE-SEASON LEADERS

Points Per Game

Year	Player	PPG
1955-56	Lennie Rosenbluth	26.6
1957-58	Pete Brennan	21.3
1959-60	Lee Shaffer	18.2
1963-64	Billy Cunningham	26.0
1964-65	Billy Cunningham	25.4
1965-66	Bobby Lewis	27.4
1969-70	Charlie Scott	27.1
1983-84	Michael Jordan	19.6
1997-98	Antawn Jamison	22.2
2003-04	Rashad McCants	20.0
2007-08	Tyler Hansbrough	22.6

Rebounds Per Game

1957-58	Pete Brennan	11.7
1962-63	Billy Cunningham	16.1
1963-64	Billy Cunningham	15.8
1964-65	Billy Cunningham	14.3
1975-76	Mitch Kupchak	11.3
1984-85	Brad Daugherty	9.7

1997-98	Antawn Jamison	10.5
2003-04	Sean May	9.8
2007-08	Tyler Hansbrough	10.2
2011-12	John Henson	9.9
2021-22	Armando Bacot	13.1
2022-23	Armando Bacot	10.4

Field Goal Percentage

1961-62	Donnie Walsh	.559
1966-67	Rusty Clark	.552
1968-69	Bill Bunting	.598
1970-71	Dennis Wuycik	.607
1971-72	Bobby Jones	.668
1972-73	Bobby Jones	.601
1973-74	Bobby Jones	.580
1975-76	Tom LaGarde	.612
1977-78	Mike O'Koren	.643
1978-79	Al Wood	.572
1985-86	Brad Daugherty	.648
1994-95	Rasheed Wallace	.654
1995-96	Antawn Jamison	.624
1997-98	Vince Carter	.591
1999-00	Brendan Haywood	.697
2006-07	Brendan Wright	.646
2010-11	Tyler Zeller	.547
2015-16	Brice Johnson	.614

Three-Point Field Goal Percentage (1982-83, 1986-87 to present)

1990-91	Hubert Davis	.489
1994-95	Dante Calabria	.496
2004-05	Raymond Felton	.440
2018-19	Cameron Johnson	.457
2021-22	Brady Manek	.403

Free Throw Percentage

1959-60	York Larese	.868
1971-72	Dennis Wuycik	.854
1976-77	Phil Ford	.853
1983-84	Sam Perkins	.856
1984-85	Steve Hale	.876
1987-88	Jeff Lebo	.878
1991-92	Hubert Davis	.828
1992-93	Donald Williams	.829
1997-98	Shammond Williams	.911
2013-14	Marcus Paige	.877
2017-18	Joel Berry II	.893
2022-23	RJ Davis	.881

Assists Per Game

(beginning in 1972-73)

1975-76	Phil Ford	7.0
1976-77	Phil Ford	6.6
1977-78	Phil Ford	5.7
1981-82	Jimmy Black	6.3
1996-97	Ed Cota	6.9
1997-98	Ed Cota	7.4
1998-99	Ed Cota	7.4
1999-00	Ed Cota	8.1
2003-04	Raymond Felton	7.1
2004-05	Raymond Felton	6.9
2008-09	Ty Lawson	6.6
2010-11	Kendall Marshall	6.2
2011-12	Kendall Marshall	9.8

* Cota is one of four ACC players to lead a category four times (blocks by Virginia's Ralph Sampson and Wake Forest's Tim Duncan and assist-turnover ratio by NC State's Sidney Lowe)

Assist/Turnover Ratio

(beginning in 1979-80)

1985-86	Jeff Lebo	3.05
1990-91	King Rice	2.72
1994-95	Jeff McInnis	2.50

1999-00	Ed Cota	2.47
2006-07	Ty Lawson	2.57
2007-08	Ty Lawson	2.36
2008-09	Ty Lawson	3.48
2011-12	Kendall Marshall	3.48
2012-13	Dexter Strickland	3.19

Steals Per Game

(beginning in 1976-77)

1978-79	Dudley Bradley	3.3
2008-09	Ty Lawson	2.1

Blocked Shots Per Game

(beginning in 1976-77)

2000-01	Brendan Haywood	3.6
2010-11	John Henson	3.2
2011-12	John Henson	2.9

Double-Doubles

1962-63	Billy Cunningham	20
1963-64	Billy Cunningham	22
1964-65	Billy Cunningham	18
1966-67	Larry Miller	19
1971-72	Robert McAdoo (co-leader)	14
1974-75	Mitch Kupchak	20
1983-84	Sam Perkins (co-leader)	17
1984-85	Brad Daugherty	17
1992-93	George Lynch	17
1997-98	Antawn Jamison	22
2003-04	Sean May	13
2007-08	Tyler Hansbrough	19
2011-12	John Henson	18
2015-16	Brice Johnson	23
2021-22	Armando Bacot (tied NCAA record)	31
2022-23	Armando Bacot	19

ACC SINGLE-SEASON LEADERS, TEAM

Points Per Game

1957-58	71.8
1958-59	71.9
1967-68	83.7
1968-69	88.9
1969-70	88.9
1970-71	84.6
1971-72	89.1
1983-84	80.1
1985-86	86.6
1986-87	91.3
1988-89	90.0
1993-94	85.6
2004-05 (NCAA leader)	88.0
2006-07	85.7
2007-08	88.6
2008-09	89.8
2011-12	81.3
2015-16	82.8
2016-17	84.4
2018-19	85.8

Fewest Points Allowed Per Game

1960-61	65.7
1978-79	65.4
1992-93	68.3

Scoring Margin

1956-57	13.7
1959-60	10.8
1960-61	11.0
1966-67	11.1
1968-69	13.2
1970-71	12.8
1971-72	17.7
1978-79	11.1
1983-84	15.3
1985-86	17.6



Carolina led the ACC in scoring eight times in Roy Williams' 18 seasons as head coach, including 2004-05 when MARVIN WILLIAMS and the Tar Heels led the nation at 88.0 points per game.

1986-87	16.4
1990-91	16.0
1992-93 (NCAA leader)	17.8
1993-94	13.2
2004-05 (NCAA leader)	17.8
2008-09 (NCAA leader)	17.8
2011-12	14.3
2016-17	13.8

Field Goal Percentage

1958-59	.429
1965-66 (NCAA leader)	.517
1966-67	.471
1968-69	.491
1970-71	.522
1971-72	.528
1972-73 (NCAA leader)	.527
1973-74 (NCAA leader)	.520
1976-77	.537
1977-78	.527
1978-79	.533
1981-82	.537
1983-84	.543
1984-85	.540
1985-86	.559
1986-87	.537
1987-88	.535
1989-90	.498
1993-94	.499
1994-95	.508
1995-96	.492
1996-97	.479
1997-98 (NCAA leader)	.518
1999-00	.491
2004-05	.499
2006-07	.499
2007-08	.488
2011-12	.459


Lowest Field Goal Percentage Allowed

1953-54	.320
1956-57	.352
1985-86	.436
1990-91	.418
1997-98	.384
2000-01	.391
2005-06	.411

Three-Point Percentage	
1982-83	.468
1994-95	.410
2004-05	.403
2008-09	.387

Free Throw Percentage	
1959-60	.758
1965-66	.733
1980-81	.731
1982-83	.741
1983-84	.783
1984-85	.761
1985-86	.738
1987-88	.727
2021-22	.764

Rebound Margin	
1956-57	10.8
1960-61	9.8
1963-64	4.9
1980-81	5.4
1986-87	5.6
1990-91	6.6
1992-93	8.9
1993-94	8.5
1995-96	6.3
1996-97	9.3
1997-98	7.3
1998-99	8.9
2003-04	4.2
2004-05	7.5
2005-06	8.1
2006-07	8.5
2007-08 (NCAA leader)	11.0
2008-09	6.3
2010-11	6.4
2011-12 (NCAA leader)	10.5
2015-16	8.6
2016-17 (NCAA leader)	12.3
2017-18	9.6
2018-19 (NCAA leader)	10.4



MIKE O'KOREN was part of a Tar Heel squad that made 16 of 17 shots from the floor in the second half at unbeaten Virginia on Jan. 7, 1978. That percentage of .941 is an NCAA record for a half.

2019-20	7.6
2020-21	10.4
2021-22	8.5

Assists Per Game (beginning in 1983-84)	
1984-85	19.5
1985-86 (NCAA leader)	23.5
1986-87	21.7
1988-89 (NCAA leader)	21.3
1990-91	20.0
1993-94	18.5
1996-97	18.1
2003-04	18.0
2004-05 (NCAA leader)	19.1
2005-06	17.8
2006-07	18.3
2007-08	16.8
2008-09	18.0
2011-12	17.3
2012-13	17.1
2014-15	17.4
2015-16	17.8
2016-17	18.1
2017-18	18.2
2018-19	18.8

Blocked Shots Per Game (beginning in 1975-76)	
1983-84	5.1
1993-94	6.2

Steals Per Game (beginning in 1975-76)	
1975-76	9.6
1978-79	9.6
1982-83	6.9
1986-87	8.9
2003-04	9.6
2012-13	8.4

ACC SINGLE-GAME RECORDS, PLAYER

Field Goal Percentage	
1.000	Brad Daugherty vs. UCLA (tied), Nov. 24, 1985 (13x13)

Field Goal Percentage (ACC game)	
1.000	Scott Williams vs. Virginia, Jan. 13, 1990 (12x12)

Free Throws Made	
21	York Larese vs. Duke, Dec. 30, 1959 in Raleigh

Free Throw Percentage	
1.000	York Larese vs. Duke, Dec. 30, 1959 in Raleigh (21x21)

ACC SINGLE-GAME RECORDS, TEAM

Largest Margin of Victory	
84	UNC 129, Manhattan 45, Dec. 6, 1986 in Miami, Fla.

Fewest Points in a Half	
0	first half at Duke, Feb. 24, 1979

Highest Field Goal Percentage in a Half	
.941	second half at Virginia, Jan. 7, 1978 (16x17)

Highest Three-Point Percentage (min. 10 made)	
.733	vs. Wake Forest, Feb. 22, 2014 (11x15)



WAYNE ELLINGTON made 237 of UNC's ACC record-1,250 field goals in 2008-09. The Tar Heels won the NCAA title that season.

Free Throws Made (ACC game)	
43	at NC State, Jan. 15, 1957

Free Throws Attempted (ACC game)	
59	vs. Clemson, Jan. 28, 1998

Fewest Rebounds	
9	vs. Duke, March 4, 1966

Most Assists	
41	vs. Manhattan, Dec. 27, 1985 in Miami, Fla.

ACC SINGLE-SEASON RECORDS, TEAM

Most Wins in a Perfect Season	
1956-57	32

Most Field Goals	
2007-08	1,250

Highest Field Goal Percentage	
1985-86	.559

Most Free Throws Attempted	
1956-57	1,167

Most Assists	
1972-73	855

Most Assists Per Game	
1972-73	25.9



TOP FIVE PERFORMANCES VS. ACC OPPONENTS POINTS, REBOUNDS & ASSISTS



POINTS VS. BOSTON COLLEGE

Name	Points	Date	Location
1. Mitch Kupchak	36 [^]	3-22-75	Providence, R.I.
2. Luke Maye	32	1-9-18	Chapel Hill
3. Bobby Lewis	31 [^]	3-18-67	College Park, Md.
4. Cole Anthony	26	2-1-20	Chapel Hill
Harrison Barnes	26	2-1-11	Chestnut Hill, Mass.
Tyler Hansbrough	26	1-25-06	Chapel Hill

REBOUNDS VS. BOSTON COLLEGE

Name	Rebounds	Date	Location
1. Luke Maye	20	3-5-19	Chestnut Hill, Mass.
2. Armando Bacot	18	1-26-22	Chapel Hill
Luke Maye	18	1-9-18	Chapel Hill
Rusty Clark	18 [^]	3-18-67	College Park, Md.
5. Armando Bacot	16	1-17-23	Chapel Hill

ASSISTS VS. BOSTON COLLEGE

Name	Assists	Date	Location
1. Kendall Marshall	11	1-7-12	Chapel Hill
2. Ty Lawson	10	1-31-08	Chapel Hill
3. Marcus Paige	9 [*]	3-11-15	Greensboro, N.C.
Larry Drew II	9	2-1-11	Chestnut Hill, Mass.
5. Ty Lawson	8 [*]	3-10-07	Tampa, Fla.
Phil Ford	8 [^]	3-22-75	Providence, R.I.

POINTS VS. CLEMSON

Name	Points	Date	Location
1. Lennie Rosenbluth	45	3-1-57	Raleigh
Lennie Rosenbluth	45	1-14-56	Clemson, S.C.
George Glamack	45	2-10-41	Chapel Hill
4. Kenny Smith	41	1-18-87	Clemson, S.C.
5. Harrison Barnes	40	3-12-11	Greensboro

REBOUNDS VS. CLEMSON

Name	Rebounds	Date	Location
1. Billy Cunningham	27	2-16-63	Charlotte
2. Paul Likins	23	12-4-55	Chapel Hill
Lennie Rosenbluth	23	12-4-55	Chapel Hill
4. Lee Shaffer	21 [*]	3-5-59	Raleigh
5. Mitch Kupchak	20	1-9-75	Chapel Hill

ASSISTS VS. CLEMSON

Name	Assists	Date	Location
1. Kendall Marshall	13	2-18-12	Chapel Hill
Steve Hale	13	2-23-85	Chapel Hill
3. Jeff McInnis	11	2-16-95	Chapel Hill
Darrell Elston	11	1-9-74	Clemson, S.C.
5. Ronald Curry	10 [*]	3-9-01	Atlanta
Ed Cota	10	1-3-98	Clemson, S.C.
Matt Doherty	10	2-27-83	Chapel Hill
Jimmy Black	10	1-27-82	Chapel Hill
Phil Ford	10 [*]	3-5-76	Landover, Md.
Phil Ford	10	1-7-76	Clemson, S.C.
Eddie Folger	10	12-16-68	Chapel Hill
Larry Miller	10	12-1-66	Chapel Hill

POINTS VS. DUKE

Name	Points	Date	Location
1. Charlie Scott	40 [*]	3-8-68	Charlotte
Lennie Rosenbluth	40 [*]	3-1-57	Durham
3. York Larese	37	12-29-59	Raleigh
4. Antawn Jamison	35	2-5-98	Chapel Hill
Hubert Davis	35	3-8-92	Durham
Lennie Rosenbluth	35	2-8-57	Chapel Hill
7. Phil Ford	34	2-25-78	Chapel Hill
Charlie Scott	34	1-4-69	Chapel Hill
9. Antawn Jamison	33	3-2-97	Chapel Hill
10. Michael Jordan	32	3-5-83	Durham
Michael Jordan	32	1-22-83	Chapel Hill
Al Wood	32 [*]	2-29-80	Greensboro
Larry Miller	32 [*]	3-11-67	Greensboro
Doug Moe	32	2-6-59	Durham
Lennie Rosenbluth	32	12-28-56	Raleigh

REBOUNDS VS. DUKE

Name	Rebounds	Date	Location
1. Sean May	24	3-6-05	Chapel Hill
2. Armando Bacot	21[^]	4-2-22	New Orleans
Brice Johnson	21	3-5-16	Durham
Sean May	21	2-5-04	Chapel Hill
Bobby Jones	21	1-20-73	Chapel Hill

ASSISTS VS. DUKE

Name	Assists	Date	Location
1. Ed Cota	13	3-4-00	Durham
Steve Hale	13	3-3-84	Chapel Hill
3. Ed Cota	12	2-5-9	Chapel Hill
4. Kendall Marshall	11	3-5-11	Chapel Hill
Ed Cota	11 [*]	3-7-99	Charlotte
Ed Cota	11	3-2-97	Chapel Hill

POINTS VS. FLORIDA STATE

Name	Points	Date	Location
1. Bobby Lewis	49	12-16-65	Chapel Hill
2. Brice Johnson	39	1-4-16	Tallahassee, Fla.
3. Joseph Forte	36	2-22-01	Chapel Hill
4. Hubert Davis	34	2-27-92	Tallahassee, Fla.
5. Sean May	32	3-3-05	Chapel Hill

REBOUNDS VS. FLORIDA STATE

Name	Rebounds	Date	Location
1. Brice Johnson	23	1-4-16	Tallahassee, Fla.
2. Tyler Hansbrough	21	2-3-08	Tallahassee, Fla.
3. Lee Dedmon	17	2-22-71	Chapel Hill
4. Rasheed Wallace	16 [*]	3-11-94	Charlotte
5. Luke Maye	15	1-14-17	Chapel Hill
Antawn Jamison	15	2-6-97	Chapel Hill
Robert McAdoo	15 [^]	3-23-72	Los Angeles.

ASSISTS VS. FLORIDA STATE

Name	Assists	Date	Location
1. Kendall Marshall	16	2-6-11	Chapel Hill
2. Ed Cota	14	1-24-98	Chapel Hill
3. Jeff McInnis	13	1-25-85	Chapel Hill
4. Ed Cota	12	12-20-97	Tallahassee, Fla.
5. Raymond Felton	11	12-22-02	Tallahassee, Fla.

POINTS VS. GEORGIA TECH

Name	Points	Date	Location
1. Shammond Williams	42	2-8-98	Atlanta, Ga.
2. Tyler Hansbrough	40	2-15-06	Chapel Hill
3. Michael Jordan	39	1-29-83	Greensboro
4. Garrison Brooks	35	1-4-20	Chapel Hill
5. Bill Chamberlain	34~	3-27-71	New York City

REBOUNDS VS. GEORGIA TECH

Name	Rebounds	Date	Location
1. Antawn Jamison	17	2-15-97	Atlanta
Eric Montross	17 [*]	3-14-93	Charlotte
3. Kennedy Meeks	14	12-31-16	Atlanta
Sam Perkins	14	3-2-83	Atlanta
Lee Dedmon	14	2-9-74	Charlotte

ASSISTS VS. GEORGIA TECH

Name	Assists	Date	Location
1. Ed Cota	13	2-8-98	Atlanta
2. Kendall Marshall	12	1-29-12	Chapel Hill
Ed Cota	12	12-22-98	Atlanta
4. Ty Lawson	11	2-28-09	Chapel Hill
Ed Cota	11	3-1-00	Chapel Hill
Derrick Phelps	11	2-2-92	Atlanta
Darrell Elston	11	2-9-74	Charlotte

POINTS VS. LOUISVILLE

Name	Points	Date	Location
1. Marcus Paige	32	11-24-13	Uncasville, Conn.
2. Robert McAdoo	30^	3-25-72	Los Angeles
3. Tyler Hansbrough	28^	3-29-08	Charlotte
4. Dennis Wycik	27^	3-25-72	Los Angeles
5. Phil Ford	26	2-27-77	Charlotte
Mike O'Koren	26	2-27-77	Charlotte

REBOUNDS VS. LOUISVILLE

Name	Rebounds	Date	Location
1. Armando Bacot	22	2-1-22	Louisville, Ky.
Robert McAdoo	19^	3-25-72	Los Angeles
3. Armando Bacot	16	1-14-23	Louisville
4. Armando Bacot	15	2-21-22	Chapel Hill
Ademola Okulaja	15	12-17-98	Chapel Hill
Brad Daugherty	15^	3-20-86	Houston

ASSISTS VS. LOUISVILLE

Name	Assists	Date	Location
1. Ty Lawson	9^	3-29-08	Charlotte
Ed Cota	9	12-23-99	Louisville, Ky.
Ed Cota	9^	3-23-97	Syracuse, N.Y.
Phil Ford	9	2-27-77	Charlotte
5. Kenny Smith	8^	3-20-86	Houston

POINTS VS. MIAMI

Name	Points	Date	Location
1. Tyler Hansbrough	35	1-23-08	Coral Gables, Fla.
2. Coby White	33	2-9-19	Chapel Hill
Joel Berry II	31	2-27-18	Chapel Hill
4. Brandon Robinson	29	1-25-20	Chapel Hill
5. P.J. Hairston	28*	3-17-13	Greensboro

REBOUNDS VS. MIAMI

Name	Rebounds	Date	Location
1. Day'Ron Sharpe	16	1-5-21	Coral Gables, Fla.
Sean May	16	1-7-04	Chapel Hill
3. Brice Johnson	15	2-20-16	Chapel Hill
Sean May	15	1-22-05	Chapel Hill
5. John Henson	14	1-10-12	Chapel Hill
Brendan Haywood	14	12-4-00	Chapel Hill
Jason Capel	14	12-18-99	Sunrise, Fla.
Joe Wolf	14	12-6-86	Chapel Hill

ASSISTS VS. MIAMI

Name	Assists	Date	Location
1. Kenny Smith	13	12-6-86	Chapel Hill
2. Theo Pinson	11	2-27-18	Chapel Hill
3. Kendall Marshall	10*	3-11-11	Greensboro
Ty Lawson	10	1-23-08	Coral Gables, Fla.
5. Kendall Marshall	9	2-15-12	Coral Gables, Fla.
Ed Cota	9	12-18-99	Sunrise, Fla.
King Rice	9	2-5-90	Chapel Hill

POINTS VS. NC STATE

Name	Points	Date	Location
1. Antawn Jamison	36	1-21-98	Raleigh
Bobby Lewis	36	2-14-67	Raleigh
3. Marcus Paige	35	2-26-14	Raleigh
4. Charlie Scott	34	2-12-68	Chapel Hill
5. Luke Maye	33	2-10-18	Raleigh
Charlie Scott	33	2-9-70	Chapel Hill
7. Tyler Hansbrough	32	2-20-08	Raleigh
Michael Jordan	32	2-18-84	Chapel Hill
Phil Ford	32	1-19-77	Raleigh
Pete Brennan	32	2-18-58	Raleigh

REBOUNDS VS. NC STATE

Name	Rebounds	Date	Location
1. Armando Bacot	18	1-21-23	Chapel Hill
Armando Bacot	18	2-26-22	Raleigh
Billy Cunningham	18	1-13-65	Chapel Hill
3. Luke Maye	17	2-10-18	Raleigh
Tyler Zeller	17	1-26-12	Chapel Hill
Rusty Clark	17	1-11-67	Chapel Hill
Larry Miller	17	1-13-66	Chapel Hill

ASSISTS VS. NC STATE

Name	Assists	Date	Location
1. Phil Ford	14	2-23-77	Chapel Hill
2. Kendall Marshall	13	2-22-12	Raleigh
Ed Cota	13	1-21-98	Raleigh
4. King Rice	12	1-20-90	Raleigh
5. Kendall Marshall	11	1-26-12	Chapel Hill
Ed Cota	11	2-9-00	Raleigh



MARCUS PAIGE scored 32 points against Louisville in Uncasville, Conn., on Nov. 24, 2013, the most any Tar Heel has scored against the Cardinals.

POINTS VS. NOTRE DAME

Name	Points	Date	Location
1. Cole Anthony	34	11-6-19	Chapel Hill
Tyler Hansbrough	34	11-26-08	Lahaina, Maui
3. J.R. Reid	31^	3-19-87	East Rutherford, N.J.
4. Phil Ford	29^	3-17-77	College Park, Md.
York Larese	29	1-7-61	Charlotte

REBOUNDS VS. NOTRE DAME

Name	Rebounds	Date	Location
1. Lee Shaffer	20	1-2-60	Charlotte
2. Billy Cunningham	18	1-4-64	Greensboro
3. Armando Bacot	17	1-5-22	Notre Dame, Ind.
4. Isaiah Hicks	15*	3-11-16	Washington, D.C.
Billy Cunningham	15	1-5-63	Notre Dame, Ind.

ASSISTS VS. NOTRE DAME

Name	Assists	Date	Location
1. Kenny Smith	12^	3-19-87	East Rutherford, N.J.
2. Ty Lawson	11	11-26-08	Lahaina, Maui
3. King Rice	9	1-5-91	East Rutherford, N.J.
4. Joel Berry II	8^	3-27-16	Philadelphia
Kenny Smith	8	1-26-86	Chapel Hill
John Kuester	8^	3-17-77	College Park, Md.

POINTS VS. PITTSBURGH

Name	Points	Date	Location
1. Antawn Jamison	36	11-29-96	Chapel Hill
2. Rasheed Wallace	30	11-29-94	Chapel Hill
3. Marcus Paige	27*	3-14-14	Greensboro
Robert McAdoo	27	12-4-71	Pittsburgh
5. Luke Maye	26	2-3-18	Chapel Hill

REBOUNDS VS. PITTSBURGH

Name	Rebounds	Date	Location
1. Antawn Jamison	15	11-29-96	Chapel Hill
2. Armando Bacot	13	12-30-22	Pittsburgh
Garrison Brooks	13	1-18-20	Pittsburgh
Theo Pinson	13	2-3-18	Chapel Hill
5. James Michael McAdoo	12	2-15-14	Chapel Hill
Bobby Jones	12	12-2-72	Chapel Hill

ASSISTS VS. PITTSBURGH

Name	Assists	Date	Location
1. Dante Calabria	9	12-20-95	Pittsburgh
2. Theo Pinson	8	2-3-18	Chapel Hill
3. Theo Pinson	7	2-25-17	Pittsburgh
Theo Pinson	7*	3-10-16	Washington, D.C.
Derrick Phelps	7	12-20-93	Pittsburgh
Steve Previs	7	12-4-71	Pittsburgh

POINTS VS. SYRACUSE

Name	Points	Date	Location
1. Coby White	34	2-26-19	Chapel Hill
2. Garrison Brooks	26	2-29-20	Syracuse, N.Y.
3. Cole Anthony	25	2-29-20	Syracuse, N.Y.
Kenny Smith	25^	3-21-87	East Rutherford, N.J.
5. Phil Ford	24^	3-20-75	Providence, R.I.

REBOUNDS VS. SYRACUSE

Name	Rebounds	Date	Location
1. Armando Bacot	18	2-28-22	Chapel Hill
2. Armando Bacot	15	3-1-21	Syracuse, N.Y.
Pete Brennan	15^	3-16-57	Philadelphia
4. Garrison Brooks	14	2-29-20	Syracuse, N.Y.
5. Pete Chilcutt	13	11-21-87	Springfield, Mass.

ASSISTS VS. SYRACUSE

Name	Assists	Date	Location
1. Joel Berry II	10^	4-2-16	Houston
2. Kenny Smith	9	12-10-83	Syracuse, N.Y.
Phil Ford	9^	3-20-75	Providence, R.I.
4. Marcus Paige	8	2-29-16	Chapel Hill
Brice Johnson	8	1-9-16	Syracuse, N.Y.
Marcus Paige	8	1-9-16	Syracuse, N.Y.
Marcus Paige	8	1-26-15	Chapel Hill
Matt Doherty	8	12-10-83	Syracuse, N.Y.

POINTS VS. VIRGINIA

Name	Points	Date	Location
1. Charlie Scott	41*	3-5-70	Charlotte
2. Al Wood	39^	3-28-81	Philadelphia
3. Larry Miller	38	1-28-67	Chapel Hill
Billy Cunningham	38	2-23-65	Chapel Hill
5. Sam Perkins	36	1-15-83	Charlottesville, Va.

REBOUNDS VS. VIRGINIA

Name	Rebounds	Date	Location
1. Lennie Rosenbluth	25	1-11-55	Chapel Hill
2. Billy Cunningham	23	2-20-63	Chapel Hill
3. Armando Bacot	22	1-8-22	Chapel Hill
4. Doug Moe	21	1-14-61	Charlottesville, Va.
Lennie Rosenbluth	21	1-10-56	Chapel Hill

ASSISTS VS. VIRGINIA

Name	Assists	Date	Location
1. King Rice	11	3-9-90*	Charlotte
2. Ed Cota	10	1-18-00	Charlottesville, Va.
Ed Cota	10	3-7-97*	Greensboro
4. Ty Lawson	9	2-7-09	Chapel Hill
Ty Lawson	9	1-15-09	Charlottesville, Va.
Ed Cota	9	2-20-99	Charlottesville, Va.
Derrick Phelps	9	3-13-94*	Charlotte
King Rice	9	2-14-90	Charlottesville, Va.
Kenny Smith	9	2-7-85	Chapel Hill

POINTS VS. VIRGINIA TECH

Name	Points	Date	Location
1. Al Wood	33	2-3-79	Charlotte
2. Larry Miller	32	2-10-68	Blacksburg, Va.
3. Mike O'Koren	31	2-4-78	Charlotte
4. Bill Bunting	30	1-11-69	Chapel Hill
Larry Miller	30	12-2-67	Chapel Hill
Billy Cunningham	30	1-18-64	Chapel Hill

REBOUNDS VS. VIRGINIA TECH

Name	Rebounds	Date	Location
1. Billy Cunningham	25	1-18-64	Chapel Hill
2. Armando Bacot	20	1-24-22	Chapel Hill
3. Brice Johnson	17	1-24-16	Blacksburg, Va.
Rusty Clark	17	12-2-67	Chapel Hill
5. John Henson	16	1-19-12	Blacksburg, Va.
Bobby Jones	16	12-9-72	Charlotte



THEO PINSON has the most assists by a Tar Heel against both Miami and Pittsburgh since those teams joined the ACC.

ASSISTS VS. VIRGINIA TECH

Name	Assists	Date	Location
1. Kendall Marshall	9	1-13-11	Chapel Hill
Phil Ford	9	2-17-75	Blacksburg, Va.
3. Theo Pinson	8	1-22-18	Blacksburg, Va.
Kendall Marshall	8	1-19-12	Blacksburg, Va.
Larry Drew II	8	1-10-10	Chapel Hill
Walter Davis	8	12-6-75	Chapel Hill

POINTS VS. WAKE FOREST

Name	Points	Date	Location
1. Charlie Scott	43	1-17-70	Chapel Hill
2. Bobby Lewis	37	2-3-66	Chapel Hill
3. Bobby Lewis	35	2-9-65	Chapel Hill
Billy Cunningham	35	2-9-65	Chapel Hill
Billy Cunningham	35	1-6-65	Winston Salem

REBOUNDS VS. WAKE FOREST

Name	Rebounds	Date	Location
1. Pete Brennan	22	1-4-58	Chapel Hill
2. Mitch Kupchak	19	1-14-76	Chapel Hill
Billy Cunningham	19	2-9-65	Chapel Hill
4. Tyler Zeller	18	1-31-12	Winston Salem
Brad Daugherty	18	3-8-85*	Atlanta

ASSISTS VS. WAKE FOREST

Name	Assists	Date	Location
1. Ed Cota	13	2-12-00	Chapel Hill
2. Phil Ford	12	1-15-78	Chapel Hill
3. Raymond Felton	11	12-20-03	Chapel Hill
Derrick Phelps	11	1-16-92	Winston Salem
Phil Ford	11	1-15-75	Winston Salem

* ACC Tournament

^ NCAA Tournament

~ NIT

note: this list includes only current ACC opponents and includes all games, including those games played before teams joined the ACC



UNC BESTS VS. ACC OPPONENTS



COLE ANTHONY made six three-pointers and scored 34 points against Notre Dame on Nov. 6, 2019.

BOSTON COLLEGE

Points: 36 by Mitch Kupchak, March 22, 1975 (32 by Luke Maye, Jan. 9, 2018)
3FGs: 4 by nine players, last by RJ Davis, Jan. 17, 2023
Rebounds: 20 by Luke Maye, March 5, 2019
Assists: 11 by Kendall Marshall, Jan. 7, 2012
Blocked Shots: 4 by James Michael McAdoo, Jan. 18, 2014
Steals: 4 by Harrison Barnes, Jan. 7, 2012

Boston College Highs vs. UNC

Points: 46 by Tyrese Rice, March 1, 2008
Rebounds: 17 by T.J. Bickerstaff, Feb. 26, 2022
Assists: 11 by Louis Hinnant, March 11, 2006*

CLEMSON

Points: 45 by Lennie Rosenbluth, March 7, 1957*; Rosenbluth, Jan. 14, 1956; George Glamack, Feb. 10, 1941
3FGs: 8 by Rashad McCants, March 2, 2004; Jeff McInnis, Feb. 14, 1996
Rebounds: 27 by Billy Cunningham, Feb. 16, 1963
Assists: 13 by Kendall Marshall, Feb. 18, 2012; Steve Hale, Feb. 23, 1985
Blocked Shots: 6 by Brendan Haywood, Jan. 17, 2001
Steals: 6 by Dudley Bradley, Jan. 27, 1979

Clemson Highs vs. UNC

Points: 35 by Butch Zatezalo, Feb. 15, 1969
Rebounds: 21 by Dale Davis, Feb. 1, 1989; Earle Maxwell, Feb. 18, 1961
Assists: 12 by Grayson Marshall, Jan. 28, 1987

DUKE

Points: 40 by Charlie Scott, March 8, 1969*; Lennie Rosenbluth, March 1, 1957
3FGs: 6 by Brady Manek, Feb. 5, 2022; Kenny Williams, Feb. 8, 2018; Hubert Davis, March 8, 1992
Rebounds: 24 by Sean May, March 6, 2005
Assists: 13 by Ed Cota, March 4, 2000; Steve Hale, March 3, 1984
Blocked Shots: 7 by Danny Green, March 8, 2008
Steals: 7 by Dudley Bradley, March 3, 1979*

Duke Highs vs. UNC (since ACC formed in 1953-54)

Points: 48 by Dick Groat, Feb. 29, 1952 (40 by Art Heyman, Feb. 23, 1963)
Rebounds: 31 by Bernie Janicki, Feb. 29, 1952 (24 by Art Heyman, Feb. 23, 1963)
Assists: 14 by Kevin Billerman, March 2, 1974

FLORIDA STATE

Points: 49 by Bobby Lewis, Dec. 16, 1965 (39 by Brice Johnson, Jan. 4, 2016)
3FGs: 8 by Hubert Davis, Feb. 27, 1992; Dante Calabria, Jan. 25, 1995
Rebounds: 23 by Brice Johnson, Jan. 4, 2016
Assists: 16 by Kendall Marshall, Feb. 6, 2011
Blocked Shots: 7 by Brendan Haywood, Jan. 20, 2001
Steals: 7 by George Lynch, Jan. 27, 1993

FSU Highs vs. UNC

Points: 35 by Xavier Rathan-Mayes, Jan. 24, 2015
Rebounds: 17 by Dave Cowens, Dec. 13, 1969 (12 five times, last by Jonathan Isaac, Jan. 14, 2017)
Assists: 13 by Luke Loucks, March 11, 2012*

GEORGIA TECH

Points: 42 by Shammond Williams, Feb. 8, 1998
3FGs: 8 by Shammond Williams, Feb. 8, 1998
Rebounds: 17 by Eric Montross, March 14, 1993*; Antawn Jamison, Feb. 15, 1997
Assists: 13 by Ed Cota, Feb. 8, 1998
Blocked Shots: 5 on four occasions, last by Desmond Hubert, Jan. 23, 2013
Steals: 9 by Derrick Phelps, Feb. 2, 1992

Georgia Tech Highs vs. UNC

Points: 47 by Rich Yunkus, Feb. 14, 1970 (37 by Dennis Scott, Feb. 1, 1990)
Rebounds: 18 by Alvin Jones, Feb. 3, 2001
Assists: 17 by Kenny Anderson, Feb. 1, 1990

LOUISVILLE

Points: 32 by Marcus Paige, Nov. 24, 2013 (23 by Joel Berry II, Feb. 17, 2018)
3FGs: 5 by Joel Berry II, Feb. 17, 2018
Rebounds: 22 by Armando Bacot, Feb. 1, 2022
Assists: 9 by Ty Lawson, March 29, 2008^; Ed Cota, Dec. 23, 1999; Cota, March 23, 1997; Phil Ford, Feb. 27, 1977 (6 by Coby White, March 14, 2019*)
Blocked Shots: 4 by Walker Kessler, Feb. 20, 2021
Steals: 5 by Caleb Love, Jan. 14, 2023

Louisville Highs vs. UNC (since Louisville joined the ACC in 2014-15)

Points: 36 by Russ Smith, Nov. 24, 2013 (25 by Terry Rozier, Jan. 10, 2015)
Rebounds: 15 by Matt Cross, Feb. 1, 2022; Montrezl Harrell, Jan. 31, 2015
Assists: 10 by Phil Bond, Feb. 27, 1977 (9 by Christen Cunningham, Feb. 2, 2019)

MIAMI

Points: 35 by Tyler Hansbrough, Jan. 23, 2008
Three-Point Field Goals: 7 by Coby White, Feb. 9, 2019; Wayne Ellington, Jan. 17, 2009
Rebounds: 16 by Sean May, Jan. 7, 2004 (15 by Brice Johnson, Feb. 20, 2016; Sean May, Jan. 22, 2005)
Assists: 13 by Kenny Smith, Dec. 6, 1986 (11 by Theo Pinson, Feb. 27, 2018)
Blocked Shots: 10 by Brendan Haywood, Dec. 4, 2000 (5 by John Henson, March 11, 2011*)
Steals: 4 by J.P. Tokoto, Feb. 28, 2015; Tokoto, Jan. 10, 2013; Jackie Manuel, Jan. 4, 2003

Miami Highs vs. UNC

Points: 35 by Jack McClinton, Feb. 15, 2009
Rebounds: 15 by Jimmy Graham, Feb. 15, 2009
Assists: 10 by Jerome Scott, Feb. 5, 1990 (9 by Shane Larkin, Feb. 9, 2013)

NC STATE

Points: 36 by Antawn Jamison, Jan. 21, 1998; Bobby Lewis, Feb. 14, 1967
3FGs: 8 by Raymond Felton, Jan. 26, 2003
Rebounds: 18 by Armando Bacot, Jan. 21, 2023; Bacot, Feb. 26, 2022; Billy Cunningham, Jan. 13, 1965
Assists: 14 by Phil Ford, Feb. 23, 1977
Blocked Shots: 7 by John Henson, Jan. 29, 2011
Steals: 6 by George Lynch, Jan. 7, 1993; Michael Jordan, Feb. 18, 1984

NC State Highs vs. UNC

Points: 37 by Rodney Monroe, Feb. 6, 1991
Rebounds: 24 by Ronnie Shavlik, Dec. 31, 1955
Assists: 13 by Nate McMillan, Feb. 16, 1985

NOTRE DAME

Points: 34 by Cole Anthony, Nov. 6, 2019; Tyler Hansbrough, Nov. 26, 2008
3FGs: 6 by Cole Anthony, Nov. 6, 2019
Rebounds: 20 by Lee Shaffer, Jan. 2, 1960 (15 by Isaiah Hicks, March 11, 2016*)
Assists: 12 by Kenny Smith, March 19, 1987^ (8 by Joel Berry II, March 27, 2016^)
Blocked Shots: 8 by Walker Kessler, March 10, 2021*
Steals: 4 by J.P. Tokoto, March 14, 2015*; Tokoto, Feb. 8, 2014; James Michael McAdoo, Feb. 8, 2014; George Lynch, Jan. 11, 1992

Notre Dame Highs vs. UNC (since Notre Dame joined the ACC in 2013-14)

Points: 39 by Kyle McAlarney, Nov. 26, 2008 (26 by Demetrius Jackson, March 27, 2016^)
Rebounds: 21 by Walt Sahn, Jan. 5, 1963 (19 by John Mooney, Jan. 15, 2019)
Assists: 10 by Jerian Grant, March 14, 2015*; Elmer Bennett, Jan. 11, 1992; Bennett, Jan. 5, 1991

PITTSBURGH

Points: 36 by Antawn Jamison, Nov. 29, 1996 (27 by Marcus Paige, March 14, 2014*)
3FGs: 5 by Donald Williams, Dec. 20, 1993 (5 by Marcus Paige, Feb. 15, 2014; Justin Jackson, Feb. 25, 2017; Joel Berry II, Jan. 31, 2017)
Rebounds: 15 by Antawn Jamison, Nov. 29, 1996 (13 by Garrison Brooks, Jan. 18, 2020; Theo Pinson, Feb. 3, 2018)
Assists: 9 by Dante Calabria, Dec. 20, 1995 (8 by Theo Pinson, Feb. 3, 2018)
Blocked Shots: 5 by Brice Johnson, March 10, 2016*; Johnson, Feb. 15, 2014
Steals: 5 by Jerry Stackhouse, Nov. 29, 1994 (4 by Leaky Black, Jan. 18, 2020; Joel Berry II, March 10, 2016*; Marcus Paige, Feb. 15, 2014)

Pittsburgh Highs vs. UNC (since Pitt joined the ACC in 2013-14)

Points: 31 by Jamarius Burton, Dec. 30, 2022
Rebounds: 21 by Talib Zanna, March 14, 2014*
Assists: 10 by Jerry McCullough, Dec. 20, 1993 (10 by Cameron Wright, Feb. 14, 2015)

SYRACUSE

Points: 34 by Coby White, Feb. 26, 2019
3FGs: 6 by Cole Anthony, Feb. 29, 2020; Coby White, Feb. 26, 2019
Rebounds: 18 by Armando Bacot, Feb. 28, 2022
Assists: 10 by Joel Berry II, April 2, 2016^
Blocked Shots: 3 by Leaky Black, Feb. 28, 2022; Black, Jan. 12, 2021; Brice Johnson, Jan. 26, 2015; J.R. Reid, March 21, 1987^; Brad Daugherty, Jan. 8, 1983; Mitch Kupchak, March 20, 1975^
Steals: 4 by Joel Berry II, Jan. 9, 2016; Marcus Paige, Jan. 26, 2015; Jeff Lebo, Nov. 21, 1987; Michael Jordan, Jan. 8, 1983

Syracuse Highs vs. UNC (since Syracuse joined the ACC in 2013-14)

Points: 36 by Cole Swider, Feb. 28, 2022
Rebounds: 15 by Bourama Sidibe, Feb. 29, 2020; Jon Cincebox, March 20, 1957^
Assists: 9 by Sherman Douglas, March 21, 1987^ (8 by Joseph Girard III, March 12, 2020*)

VIRGINIA

Points: 41 by Charlie Scott, March 5, 1970*
3FGs: 6 by P.J. Hairston, Feb. 16, 2013
Rebounds: 25 by Lennie Rosenbluth, Jan. 11, 1955
Assists: 11 by King Rice, March 9, 1990*
Blocked Shots: 6 by Rasheed Wallace Feb. 19, 1995; Wallace, Feb. 19, 1994; Sam Perkins, Jan. 18, 1984
Steals: 6 by Michael Jordan, Jan. 15, 1983; Al Wood, Feb. 3, 1981

Virginia Highs vs. UNC

Points: 45 by Buzzy Wilkinson, Feb. 8, 1954
Rebounds: 22 by Bob Mortell, March 3, 1960*
Assists: 12 by John Johnson, March 7, 1987

VIRGINIA TECH

Points: 33 by Al Wood, Feb. 3, 1979 (28 by Garrison Brooks, Jan. 22, 2020; Tyler Hansbrough, March 13, 2009*)
3FGs: 5 by Brandon Robinson, March 11, 2020*; Coby White, Jan. 21, 2019; Joel Berry II and Justin Jackson, Jan. 26, 2017; Dante Calabria, Jan. 21, 1995
Rebounds: 25 by Billy Cunningham, Jan. 18, 1964 (20 by Armando Bacot, Jan. 24, 2022)
Assists: 9 by Kendall Marshall, Jan. 13, 2011; Phil Ford, Feb. 17, 1975
Blocked Shots: 7 by Rasheed Wallace, Jan. 21, 1995 (6 by John Henson, Jan. 19, 2012; Ed Davis, March 4, 2009)
Steals: 6 by Dudley Bradley, Feb. 3, 1979 (4 by Coby White, Jan. 21, 2019)

Virginia Tech Highs vs. UNC (since Virginia Tech joined the ACC in 2004-05)

Points: 33 by Zabian Dowdell, Feb. 13, 2007
Rebounds: 17 by Kerry Blackshear, Jan. 21, 2019
Assists: 10 by Malcolm Delaney, March 13, 2009*

WAKE FOREST

Points: 43 by Charlie Scott, Jan. 17, 1970
3FGs: 7 by Cameron Johnson, Feb. 16, 2019
Rebounds: 22 by Pete Brennan, Jan. 4, 1958
Assists: 13 by Ed Cota, Feb. 12, 2000
Blocked Shots: 5 by John Henson, Feb. 27, 2010; John Henson, Feb. 15, 2011; Warren Martin, Feb. 8, 1986
Steals: 7 by Dudley Bradley, Dec. 1, 1978; Walter Davis, Jan. 14, 1976

Wake Forest Highs vs. UNC

Points: 41 by Charlie Davis, Feb. 5, 1970
Rebounds: 20 by Tim Duncan, March 12, 1995*; Ronny Watts, March 4, 1965
Assists: 17 by Tyrone Bogues, Feb. 8, 1986

(stats included in parentheses are the single-game highs since the opponent joined the ACC if the top mark came in a game before the opponent joined the league)

* ACC Tournament
^ NCAA Tournament
~ NIT



Naismith Hall of Famer CHARLIE SCOTT is one of six 2,000-point scorers in Carolina history. He holds single-game scoring records by a Tar Heel against Virginia and Wake Forest.



CAREER LEADERS VS. ACC OPPONENTS



BOSTON COLLEGE

POINTS	Years
139	Tyler Hansbrough 2005-09
83	Marcus Paige 2012-16
77	Brice Johnson 2012-16
76	Caleb Love 2020-23
70	Wayne Ellington 2006-09
66	RJ Davis 2020-
66	Justin Jackson 2014-17
65	Armando Bacot 2019-
63	Tyler Zeller 2008-12
61	Harrison Barnes 2010-12

REBOUNDS	Years
63	Tyler Hansbrough 2005-09
61	Armando Bacot 2019-
43	Luke Maye 2015-19
43	Brice Johnson 2012-16
34	John Henson 2009-12
30	Tyler Zeller 2008-12
28	Kennedy Meeks 2013-17
26	Deon Thompson 2006-10
24	Leaky Black 2018-23
24	Isaiah Hicks 2013-17
24	Marcus Paige 2012-16

ASSISTS	Years
34	Ty Lawson 2006-09
26	Marcus Paige 2012-16
24	Kendall Marshall 2010-12
17	Theo Pinson 2014-18
17	J.P.Tokoto 2012-15
16	Leaky Black 2018-23
16	Joel Berry II 2014-18
15	Nate Britt 2013-17
14	Wayne Ellington 2006-09
12	Larry Drew II 2008-11

THREE-POINTERS	Years
12	Marcus Paige 2012-16
11	RJ Davis 2020-
11	Caleb Love 2020-23
10	Wayne Ellington 2006-09
10	Danny Green 2005-09
8	Harrison Barnes 2010-12
8	Reyshawn Terry 2003-07
7	Joel Berry II 2014-18
7	Justin Jackson 2014-17
6	Reggie Bullock 2010-13
6	P.J. Hairston 2011-13
6	Wes Miller 2004-07

CLEMSON

POINTS	Years
220	Lennie Rosenbluth 1954-57
195	Phil Ford 1974-78
166	Walter Davis 1973-77
162	Sam Perkins 1980-84
156	Michael Jordan 1981-84
151	Charlie Scott 1967-70
141	Billy Cunningham 1962-65
138	Al Lifson 1951-55
136	Rashad McCants 2002-05
136	Pete Brennan 1955-58

REBOUNDS	Years
104	Billy Cunningham 1962-65
91	Mitch Kupchak 1973-76
83	Sam Perkins 1980-84
82	Doug Moe 1958-61
82	Pete Brennan 1955-58
76	Rusty Clark 1966-69
74	Eric Montross 1990-94
69	Lee Shaffer 1957-60
68	George Lynch 1989-93
68	Brad Daugherty 1982-86

ASSISTS	Years
57	Ed Cota 1996-2000
55	Phil Ford 1974-78
52	Steve Hale 1982-86
47	Raymond Felton 2002-05
42	Jeff McInnis 1993-96
42	Jeff Lebo 1985-89
38	Matt Doherty 1980-84
36	King Rice 1987-91
36	Eddie Fogler 1967-70
35	Charlie Scott 1967-70

THREE-POINTERS	Years
22	Jason Capel 1998-2002
19	Rashad McCants 2002-05
18	Cameron Johnson 2017-19
18	Jeff McInnis 1993-96
17	Raymond Felton 2002-03
17	Dante Calabria 1992-96
16	Shammond Williams 1994-98
15	Wayne Ellington 2006-09
15	Donald Williams 1991-95
14	Joel Berry II 2014-17
14	Hubert Davis 2014-17

DUKE

POINTS	Years
251	Phil Ford 1974-78
251	Lennie Rosenbluth 1954-57
222	Al Wood 1977-81
192	Mike O'Koren 1976-80
187	Walter Davis 1973-77
178	York Larese 1958-61
176	Charlie Scott 1967-70
166	Lee Shaffer 1957-60
164	Billy Cunningham 1962-65
161	Tyler Hansbrough 2005-09

REBOUNDS	Years
105	Mike O'Koren 1976-80
103	Mitch Kupchak 1973-76
99	Pete Brennan 1955-58
93	Billy Cunningham 1962-65
89	Doug Moe 1958-61
89	#Lennie Rosenbluth 1954-57
86	Tyler Hansbrough 2005-09
86	Bobby Jones 1971-74
85	Armando Bacot 2019-
84	John Henson 2009-12

rebound totals for Rosenbluth in 1954-55 are incomplete

ASSISTS	Years
82	Ed Cota 1996-2000
52	Phil Ford 1974-78
50	Derrick Phelps 1990-94
47	King Rice 1987-91
46	Kenny Smith 1983-87
46	George Karl 1970-73
41	Jimmy Black 1978-82
41	Walter Davis 1973-77
39	Kendall Marshall 2010-12
39	Raymond Felton 2002-05

THREE-POINTERS	Years
17	Shammond Williams 1994-98
16	Kenny Williams 2015-19
15	Joel Berry II 2014-18
14	Caleb Love 2020-23
14	Brady Manek 2021-22
14	Cameron Johnson 2017-19
14	Hubert Davis 1988-92
12	Donald Williams 1991-95
12	Jeff Lebo 1985-89
11	Marcus Paige 2012-16
11	Raymond Felton 2002-05
11	Jason Capel 1998-2002

FLORIDA STATE

POINTS	Years
140	Tyler Hansbrough 2005-09
116	Kris Lang 1998-2002
108	Shammond Williams 1994-98
97	Dante Calabria 1992-96
97	Eric Montross 1990-94
96	Wayne Ellington 2006-09
93	Joseph Forte 1999-2001
93	Brian Reese 1990-94
92	Marcus Paige 2012-16
89	Brendan Haywood 1997-2001

REBOUNDS	Years
76	Tyler Hansbrough 2005-09
57	Eric Montross 1990-94
52	Brice Johnson 2012-16
52	Ademola Okulaja 1995-99
51	Antawn Jamison 1995-98
51	George Lynch 1989-93
50	Sean May 2002-05
47	Brendan Haywood 1997-2001
43	Armando Bacot 2019-
41	Reggie Bullock 2010-13
41	Kris Lang 1998-2001

ASSISTS	Years
61	Ed Cota 1996-2000
58	Derrick Phelps 1990-94
47	Raymond Felton 2002-05
38	Marcus Paige 2012-16
37	Kendall Marshall 2010-12
36	Jeff McInnis 1993-96
27	Ademola Okulaja 1995-99
23	Jackie Manuel 2001-05
22	Ty Lawson 2006-09
22	Dante Calabria 1992-96

THREE-POINTERS	Years
22	Shammond Williams 1994-98
22	Dante Calabria 1992-96
16	P.J. Hairston 2011-13
16	Danny Green 2005-09
16	Melvin Scott 2001-05
16	Hubert Davis 1988-92
15	Caleb Love 2020-23
14	Marcus Paige 2012-16
13	Wayne Ellington 2006-09
12	Kerwin Walton 2020-22
12	Rashad McCants 2002-05
12	Jeff McInnis 1993-96

GEORGIA TECH

POINTS	Years
149 Michael Jordan	1981-84
135 Tyler Hansbrough	2005-09
132 Antawn Jamison	1995-98
128 Rashad McCants	2002-05
126 Sam Perkins	1980-84
123 Scott Williams	1986-90
123 J.R. Reid	1986-89
120 George Lynch	1989-93
118 Rick Fox	1987-91
118 Brad Daugherty	1982-86

REBOUNDS	Years
90 Sam Perkins	1980-84
83 George Lynch	1989-93
75 Kris Lang	1998-2002
66 Eric Montross	1990-94
60 Brad Daugherty	1982-86
59 Antawn Jamison	1995-98
59 Scott Williams	1986-90
58 Jason Capel	1998-2002
58 Pete Chilcutt	1987-91
55 Ademola Okulaja	1995-99

ASSISTS	Years
76 Ed Cota	1996-2000
52 Kenny Smith	1983-87
46 Derrick Phelps	1990-94
41 Raymond Felton	2002-05
36 King Rice	1987-91
35 Marcus Paige	2012-16
34 Jeff Lebo	1985-89
28 Ty Lawson	2006-09
28 Steve Bucknall	1985-89
27 Steve Hale	1982-86
27 Jimmy Black	1978-82

THREE-POINTERS	Years
20 Shammond Williams	1994-98
18 Rashad McCants	2002-05
16 Dante Calabria	1992-96
15 Donald Williams	1991-95
15 Jeff Lebo	1985-89
14 Raymond Felton	2002-05
12 Melvin Scott	2001-05
12 Jason Capel	1998-2002
12 Ademola Okulaja	1995-99
12 Hubert Davis	1988-92

LOUISVILLE

POINTS	Years
79 Marcus Paige	2012-16
70 Luke Maye	2015-19
66 Armando Bacot	2019-
65 Justin Jackson	2014-17
63 Brice Johnson	2012-16
62 Kennedy Meeks	2013-17
56 Joel Berry II	2014-18
55 Cameron Johnson	2017-19
52 RJ Davis	2020-
51 Caleb Love	2020-23

REBOUNDS	Years
71 Armando Bacot	2019-
47 Luke Maye	2015-19
44 Brice Johnson	2012-16
43 Kennedy Meeks	2013-17
27 Ademola Okulaja	1995-99
26 J.P. Tokoto	2012-15
24 Isaiah Hicks	2013-17
21 Leaky Black	2018-23
20 Justin Jackson	2014-17
20 Joel James	2012-16

ASSISTS	Years
29 Ed Cota	1997-2000
18 Marcus Paige	2012-16
15 RJ Davis	2020-
15 Caleb Love	2020-23
15 Leaky Black	2018-23
12 Coby White	2018-19
12 J.P. Tokoto	2012-15
12 Shammond Williams	1994-98
12 Bobby Jones	1971-74
10 Luke Maye	2015-19
10 Joel Berry II	2014-18
10 Theo Pinson	2014-18
10 Kennedy Meeks	2013-17

THREE-POINTERS	Years
12 Marcus Paige	2012-16
10 RJ Davis	2020-
10 Joel Berry II	2014-18
7 Brady Manek	2021-22
7 Cameron Johnson	2017-19
7 Shammond Williams	1994-98
6 Luke Maye	2015-19
5 Kerwin Walton	2020-22
5 Nate Britt	2013-17
5 Max Owens	1997-2001

MIAMI

POINTS	Years
139 Tyler Hansbrough	2005-09
68 Joel Berry II	2014-18
68 Ty Lawson	2006-09
67 Cameron Johnson	2017-19
64 Brice Johnson	2012-16
64 Wayne Ellington	2006-09
62 Luke Maye	2015-19
61 Marcus Paige	2012-16
60 Harrison Barnes	2010-12
59 Justin Jackson	2014-17
59 Reggie Bullock	2010-13

REBOUNDS	Years
57 John Henson	2009-12
46 Tyler Hansbrough	2005-09
43 Luke Maye	2015-19
38 Brice Johnson	2012-16
38 Reggie Bullock	2010-13
36 Tyler Zeller	2008-12
34 Garrison Brooks	2017-21
31 Sean May	2002-05
30 Armando Bacot	2019-
30 James M McAdoo	2011-14

ASSISTS	Years
30 Kendall Marshall	2010-12
26 Marcus Paige	2012-16
25 Ty Lawson	2006-09
23 Theo Pinson	2014-18
21 Dexter Strickland	2009-12
20 Raymond Felton	2002-05
19 Joel Berry II	2014-18
14 Coby White	2018-19
14 Larry Drew II	2008-11
14 Quentin Thomas	2004-08

THREE-POINTERS	Years
13 Wayne Ellington	2006-09
12 Reggie Bullock	2010-13
12 Ty Lawson	2010-13
11 Cameron Johnson	2017-19
11 Marcus Paige	2012-16
11 P.J. Hairston	2011-13
10 Joel Berry II	2014-18
10 Justin Jackson	2014-17
10 Leslie McDonald	2009-14
9 Harrison Barnes	2010-12

NC STATE

POINTS	Years
270 Phil Ford	1974-78
205 Walter Davis	1973-77
199 Tyler Hansbrough	2005-09
191 Sam Perkins	1980-84
189 Lennie Rosenbluth	1954-57
169 Charlie Scott	1967-70
167 Antawn Jamison	1995-98
165 Al Lifson	1951-55
160 Dennis Wuycik	1969-72
159 Mike O'Koren	1976-80

REBOUNDS	Years
99 Mitch Kupchak	1973-76
95 Sam Perkins	1980-84
94 Larry Miller	1965-68
91 Armando Bacot	2019-
86 Brad Daugherty	1982-86
81 Billy Cunningham	1962-65
75 Walter Davis	1973-77
74 Antawn Jamison	1995-98
73 Rusty Clark	1966-69
71 Luke Maye	2015-19
69 Kennedy Meeks	2013-17

ASSISTS	Years
77 Phil Ford	1974-78
60 Ed Cota	1996-2000
56 Kenny Smith	1983-87
49 Jimmy Black	1978-82
43 Marcus Paige	2012-16
43 King Rice	1987-91
42 Kendall Marshall	2010-12
40 Steve Hale	1982-86
38 Derrick Phelps	1990-94
35 Ty Lawson	2006-09
35 Matt Doherty	1980-84

THREE-POINTERS	Years
18 Marcus Paige	2012-16
17 Shammond Williams	1994-98
16 Raymond Felton	2002-05
15 Rick Fox	1987-91
14 Reggie Bullock	2010-13
14 Hubert Davis	1988-92
13 Justin Jackson	2014-17
12 Rashad McCants	2002-05
12 Donald Williams	1991-95
11 Joel Berry II	2014-18

NOTRE DAME

POINTS		Years
112	Marcus Paige	2012-16
99	Brice Johnson	2012-16
91	Armando Bacot	2019-
90	Joel Berry II	2014-18
76	York Larese	1958-61
69	Caleb Love	2020-23
68	Kennedy Meeks	2013-17
66	Lee Shaffer	1957-60
61	RJ Davis	2020-
61	Harvey Salz	1957-60
61	Eric Montross	1990-94

REBOUNDS		Years
82	Armando Bacot	2019-
50	Brice Johnson	2012-16
48	Leaky Black	2018-23
47	Lee Shaffer	1957-60
37	York Larese	1958-61
36	Garrison Brooks	2017-21
36	Luke Maye	2015-19
36	Kennedy Meeks	2013-17
35	Theo Pinson	2014-18
35	Isaiah Hicks	2013-17

ASSISTS		Years
33	Joel Berry II	2014-18
31	Marcus Paige	2012-16
25	Kenny Smith	1983-87
20	Theo Pinson	2014-18
18	Leaky Black	2018-23
14	Garrison Brooks	2017-21
14	J.P. Tokoto	2012-15
13	RJ Davis	2020-
13	Kenny Williams	2015-19
13	Justin Jackson	2014-17
13	George Karl	1970-73

THREE-POINTERS		Years
21	Marcus Paige	2012-16
12	Caleb Love	2020-23
11	Joel Berry II	2014-18
9	Cole Anthony	2019-20
8	RJ Davis	2020-
7	Kenny Williams	2015-19
7	Hubert Davis	1988-92
6	Brandon Robinson	2016-20
5	Kerwin Walton	2020-22
4	Coby White	2018-19
4	Rick Fox	1987-91

PITTSBURGH

POINTS		Years
92	Armando Bacot	2019-
91	Joel Berry II	2014-18
86	Brice Johnson	2012-16
76	Justin Jackson	2014-17
76	Marcus Paige	2012-16
72	Garrison Brooks	2017-21
56	Isaiah Hicks	2013-17
56	Caleb Love	2020-23
56	Kennedy Meeks	2013-17
55	Luke Maye	2015-19

REBOUNDS		Years
62	Armando Bacot	2019-
44	Leaky Black	2018-23
39	Garrison Brooks	2017-21
33	Brice Johnson	2012-16
31	Kennedy Meeks	2013-17
26	Luke Maye	2015-19
24	Justin Jackson	2014-17
24	Isaiah Hicks	2013-17
21	Serge Zwickler	1993-97
21	Bobby Jones	1971-74

ASSISTS		Years
28	Theo Pinson	2014-18
22	Joel Berry II	2014-18
19	Dante Calabria	1992-96
18	Justin Jackson	2014-17
18	Nate Britt	2013-17
17	Leaky Black	2018-23
17	Marcus Paige	2012-16
16	Armando Bacot	2019-
11	RJ Davis	2020-
11	J.P. Tokoto	2012-15

THREE-POINTERS		Years
17	Joel Berry II	2014-18
15	Marcus Paige	2012-16
12	Justin Jackson	2014-17
7	Caleb Love	2020-23
7	Brandon Robinson	2016-20
7	Donald Williams	1991-95
6	Luke Maye	2015-19
5	Leaky Black	2018-23
5	Kerwin Walton	2020-22
4	Coby White	2018-19
4	Cameron Johnson	2017-19
4	Kenny Williams	2015-19
4	Dante Calabria	1992-96
4	Shammond Williams	1994-98

SYRACUSE

POINTS		Years
82	Garrison Brooks	2017-21
79	Armando Bacot	2019-
71	Joel Berry II	2014-18
66	Justin Jackson	2014-17
65	Kennedy Meeks	2013-17
65	Brice Johnson	2012-16
63	Isaiah Hicks	2013-17
61	Marcus Paige	2012-16
54	Theo Pinson	2014-18
53	Caleb Love	2020-23

REBOUNDS		Years
63	Armando Bacot	2019-
40	Garrison Brooks	2017-21
38	Brice Johnson	2012-16
33	Kennedy Meeks	2013-17
29	Theo Pinson	2014-18
29	Isaiah Hicks	2013-17
27	Luke Maye	2015-19
26	Leaky Black	2018-23
23	Justin Jackson	2014-17
20	Joel Berry II	2014-18

ASSISTS		Years
29	Marcus Paige	2012-16
27	Leaky Black	2018-23
23	Joel Berry II	2014-18
23	Theo Pinson	2014-18
16	Kenny Smith	1983-87
15	Kenny Williams	2015-19
14	RJ Davis	2020-
14	Justin Jackson	2014-17
14	Luke Maye	2015-19
13	Brice Johnson	2012-16

THREE-POINTERS		Years
12	Joel Berry II	2014-18
11	Marcus Paige	2012-16
10	Caleb Love	2020-23
9	RJ Davis	2020-
8	Cole Anthony	2019-20
6	Coby White	2018-19
5	Kenny Williams	2015-19
5	Theo Pinson	2014-18
5	Nate Britt	2013-17
4	Cameron Johnson	2017-19
4	Jeff Lebo	1985-89
4	Kenny Smith	1983-87

VIRGINIA

POINTS		Years
220	Phil Ford	1974-78
201	Lennie Rosenbluth	1954-57
171	Charlie Scott	1967-70
163	Billy Cunningham	1962-65
163	Al Wood	1977-81
150	Sam Perkins	1980-84
145	Jeff Lebo	1985-89
143	Bobby Lewis	1964-67
138	Dennis Wuycik	1969-72
132	Antawn Jamison	1995-98
132	Tyler Hansbrough	2005-09

REBOUNDS		Years
98	Lennie Rosenbluth	1954-57
95	Mitch Kupchak	1973-76
93	Billy Cunningham	1962-65
87	George Lynch	1989-93
84	Sam Perkins	1980-84
81	Antawn Jamison	1995-98
78	Eric Montross	1990-94
75	Ademola Okulaja	1995-99
72	Armando Bacot	2019-
71	Scott Williams	1986-90

ASSISTS		Years
67	Ed Cota	1996-2000
47	Derrick Phelps	1990-94
47	Kenny Smith	1983-87
42	Phil Ford	1974-78
40	Jimmy Black	1978-82
38	King Rice	1987-91
36	Raymond Felton	2002-05
35	Charlie Scott	1967-70
31	Matt Doherty	1980-84
29	Walter Davis	1973-77

THREE-POINTERS		Years
19	Joel Berry II	2014-18
16	Jeff Lebo	1985-89
15	Rick Fox	1987-91
14	Raymond Felton	2002-05
14	Donald Williams	1991-95
13	Hubert Davis	1988-92
12	Caleb Love	2020-23
12	Marcus Paige	2012-16
10	Justin Jackson	2014-17
10	Reggie Bullock	2010-13
10	Rashad McCants	2002-05
10	Ademola Okulaja	1995-99
10	Shammond Williams	1994-98

VIRGINIA TECH

POINTS	Years
160	Tyler Hansbrough 2005-09
108	Larry Miller 1965-68
92	Bob Paxton 1944-48
91	Wayne Ellington 2006-09
87	Charlie Scott 1967-70
83	Armando Bacot 2019-
78	Caleb Love 2020-23
76	Nemo Nearman 1946-48
72	RJ Davis 2020-
67	Garrison Brooks 2017-21

REBOUNDS	Years
77	Armando Bacot 2019-
73	Tyler Hansbrough 2005-09
43	Mitch Kupchak 1973-76
41	Charlie Scott 1967-70
40	Bobby Jones 1971-74
38	Brice Johnson 2012-16
34	Larry Miller 1965-68
31	Tyler Zeller 2008-12
30	Leaky Black 2018-23
29	Kennedy Meeks 2013-17

ASSISTS	Years
24	Phil Ford 1974-78
22	Larry Drew II 2008-11
20	Leaky Black 2018-23
18	Caleb Love 2020-23
17	Kendall Marshall 2010-12
17	Ty Lawson 2006-09
16	Marcus Paige 2012-16
15	Wayne Ellington 2006-09
15	Walter Davis 1973-77
14	Mike O'Koren 1976-80

THREE-POINTERS	Years
16	Wayne Ellington 2006-09
12	Joel Berry II 2014-18
11	Caleb Love 2020-
8	RJ Davis 2020-
8	Leaky Black 2018-23
7	Justin Jackson 2014-17
7	Brandon Robinson 2016-20
7	Luke Maye 2015-19
7	Marcus Paige 2012-16
6	Brady Manek 2021-22
6	Danny Green 2005-09
6	Dante Calabria 1992-96

WAKE FOREST

POINTS	Years
254	Phil Ford 1974-78
237	Lennie Rosenbluth 1954-57
213	Billy Cunningham 1962-65
207	Al Wood 1977-81
204	Bobby Lewis 1964-67
195	Charlie Scott 1967-70
195	Larry Miller 1965-68
195	Walter Davis 1973-77
173	Mitch Kupchak 1973-76
166	Mike O'Koren 1976-80

REBOUNDS	Years
114	Billy Cunningham 1962-65
114	Mitch Kupchak 1973-76
94	Mike O'Koren 1976-80
87	#Lennie Rosenbluth 1954-57
86	Sam Perkins 1980-84
85	Bobby Jones 1971-74
81	Al Wood 1977-81
76	Brad Daugherty 1982-86
74	Antawn Jamison 1995-98
74	Rusty Clark 1966-69

rebound totals for Rosenbluth are incomplete

ASSISTS	Years
74	Phil Ford 1974-78
57	Ed Cota 1996-2000
53	Walter Davis 1973-77
48	Derrick Phelps 1990-94
44	King Rice 1987-91
42	John Kuester 1973-77
38	Kenny Smith 1983-87
38	Steve Hale 1982-86
37	Steve Bucknall 1985-89
34	Matt Doherty 1980-84

THREE-POINTERS	Years
16	Donald Williams 1991-95
14	Shammond Williams 1994-98
13	Leslie McDonald 2009-14
13	Dante Calabria 1992-96
13	Jeff Lebo 1985-89
12	Joseph Forte 1999-2001
12	Ademola Okulaja 1995-99
11	Rick Fox 1987-91
10	Cameron Johnson 2017-19
10	Danny Green 2005-09
10	King Rice 1987-91



ACC REGULAR-SEASON BESTS



POINTS

- 45 Lennie Rosenbluth at Clemson, Jan. 14, 1956
- 43 Charlie Scott vs. Wake Forest, Jan. 17, 1970
- 42 Shammond Williams at Georgia Tech, Feb. 8, 1998
- 41 Kenny Smith at Clemson, Jan. 28, 1987
- 40 Tyler Hansbrough vs. Georgia Tech, Feb. 15, 2006
- 40 Billy Cunningham vs. Maryland, Jan. 13, 1964
- 40 Lennie Rosenbluth at Duke, March 1, 1957

FIELD GOALS

- 19 Charlie Scott vs. Wake Forest, Jan. 17, 1970
- 17 Bob Lewis vs. Wake Forest, Feb. 3, 1966
- 16 Antawn Jamison vs. Maryland, Feb. 14, 1998
- 16 Larry Miller vs. Virginia, Jan. 28, 1967
- 16 Billy Cunningham vs. Virginia, Feb. 23, 1965
- 16 Billy Cunningham at Wake Forest, Jan. 6, 1965
- 16 Lennie Rosenbluth at Virginia, Feb. 11, 1956

THREE POINT FIELD GOALS

- 8 Rashad McCants vs. Clemson, March 2, 2004
- 8 Raymond Felton at NC State, Jan. 26, 2003
- 8 Shammond Williams at Georgia Tech, Feb. 8, 1998
- 8 Jeff McInnis at Clemson, Feb. 14, 1996
- 8 Dante Calabria vs. Florida State, Jan. 25, 1995
- 8 Hubert Davis at Florida State, Feb. 27, 1992

FREE THROWS

- 20 Tyler Zeller vs. Maryland, Feb. 29, 2012
- 18 Pete Brennan at NC State, Feb. 18, 1958
- 17 Garrison Brooks vs. Georgia Tech, Jan. 4, 2020
- 17 Tyler Hansbrough vs. Clemson, Feb. 10, 2008
- 17 Lennie Rosenbluth at NC State, Jan. 15, 1957
- 17 Lennie Rosenbluth vs. Duke, Feb. 4, 1955

REBOUNDS

- 30 Rusty Clark vs. Maryland, Feb. 21, 1968
- 28 Billy Cunningham vs. Maryland, Jan. 13, 1964
- 27 Billy Cunningham vs. Clemson, Feb. 16, 1963
- 25 Billy Cunningham vs. South Carolina, Feb. 15, 1964
- 25 Lennie Rosenbluth vs. Virginia, Jan. 11, 1955
- 25 Lennie Rosenbluth vs. South Carolina, Dec. 9, 1954

ASSISTS

- 16 Kendall Marshall at Maryland, Feb. 4, 2012
- 16 Kendall Marshall vs. Florida State, Feb. 6, 2011
- 14 Ed Cota vs. Florida State, Jan. 24, 1998
- 14 Phil Ford vs. NC State, Feb. 23, 1977
- 13 Kendall Marshall at NC State, Feb. 22, 2012
- 13 Kendall Marshall vs. Clemson, Feb. 18, 2012
- 13 Ed Cota at Duke, March 4, 2000
- 13 Ed Cota vs. Wake Forest, Feb. 12, 2000
- 13 Ed Cota at Georgia Tech, Feb. 8, 1998
- 13 Ed Cota at NC State, Jan. 21, 1998
- 13 Jeff McInnis vs. Florida State, Jan. 25, 1995
- 13 Steve Hale vs. Clemson, Feb. 23, 1985
- 13 Steve Hale vs. Duke, March 3, 1984

BLOCKED SHOTS

- 7 John Henson vs. Maryland, Feb. 27, 2011
- 7 John Henson vs. NC State, Jan. 29, 2011
- 7 Danny Green at Duke, March 8, 2008
- 7 Brendan Haywood at Florida State, Jan. 20, 2001
- 6 John Henson at Virginia Tech, Jan. 19, 2012
- 6 John Henson at NC State, Feb. 23, 2011
- 6 Ed Davis vs. Duke, Feb. 10, 2010
- 6 Ed Davis at Virginia Tech, March 4, 2009
- 6 Brendan Haywood at NC State, Jan. 28, 2001
- 6 Brendan Haywood vs. Clemson, Jan. 17, 2001
- 6 Brendan Haywood at Duke, March 4, 2000
- 6 Rasheed Wallace at Virginia, Feb. 19, 1995
- 6 Rasheed Wallace vs. Virginia, Feb. 19, 1994

SINGLE-SEASON SCORING LEADERS IN ACC REGULAR-SEASON GAMES ONLY

PPG	Player, Year	Points	Games
27.9	Lennie Rosenbluth, 1956-57	391	14
27.5	Charlie Scott, 1969-70	385	14
26.7	Lennie Rosenbluth, 1955-56	374	14
26.4	Billy Cunningham, 1964-65	369	14
26.1	Bobby Lewis, 1965-66	366	14
25.9	Billy Cunningham, 1963-64	363	14
24.8	Lennie Rosenbluth, 1954-55	347	14
24.3	Antawn Jamison, 1997-98	388	16
23.9	Billy Cunningham, 1962-63	334	14
23.7	Tyler Hansbrough, 2007-08	379	16
23.7	Joseph Forte, 2000-01	379	16

CAREER SCORING LEADERS IN ACC REGULAR-SEASON GAMES ONLY

PPG	Player, Year	Points	Games
26.5	Lennie Rosenbuth, 1954-57	1112	42
25.4	Billy Cunningham, 1962-65	1066	42
22.8	Bobby Lewis, 1964-67	959	42
22.4	Charlie Scott, 1967-70	941	42
20.9	Tyler Hansbrough, 2005-08	1340	64
20.6	Phil Ford, 1974-78	968	47
20.5	Cole Anthony, 2019-20	266	13
20.3	Joseph Forte, 1999-2000	651	32
20.1	Larry Miller, 1965-68	844	42
19.8	Robert McAdoo, 1971-72	238	12
19.3	Antawn Jamison, 1995-98	928	48
19.1	Michael Jordan, 1981-84	801	42

- 6 Rasheed Wallace vs. NC State, Jan. 5, 1994
- 6 Kevin Salvadori vs. Maryland, Jan. 9, 1993
- 6 Warren Martin vs. NC State, Jan. 16, 1985
- 6 Sam Perkins vs. Virginia, Jan. 18, 1984
- 6 Mitch Kupchak at Maryland, Feb. 11, 1976

STEALS

- 9 Derrick Phelps at Georgia Tech, Feb. 2, 1992
- 7 Derrick Phelps vs. Maryland, Feb. 10, 1994
- 7 George Lynch vs. Florida State, Jan. 27, 1993
- 7 Walter Davis vs. Wake Forest, Jan. 14, 1976
- 6 Marcus Paige at Georgia Tech, March 3, 2015
- 6 Danny Green at Florida State, Jan. 28, 2009
- 6 Joseph Forte vs. Georgia Tech, March 1, 2000
- 6 George Lynch at NC State, Jan. 7, 1993
- 6 King Rice vs. Georgia Tech, Feb. 28, 1990
- 6 Michael Jordan vs. NC State, Feb. 18, 1984
- 6 Michael Jordan at Virginia, Jan. 15, 1983
- 6 Al Wood vs. Virginia, Feb. 3, 1981
- 6 Dudley Bradley at Clemson, Jan. 27, 1979
- 6 Walter Davis at Duke, Feb. 26, 1977



ACC AWAY GAME BESTS



POINTS

- 45 Lennie Rosenbluth at Clemson, Jan. 14, 1956
- 42 Shammond Williams at Georgia Tech, Feb. 8, 1998
- 41 Kenny Smith at Clemson, Jan. 28, 1987
- 40 Lennie Rosenbluth at Duke, March 1, 1957
- 39 Brice Johnson at Florida State, Jan. 4, 2016

FIELD GOALS

- 16 Billy Cunningham at Wake Forest, Jan. 6, 1965
- 16 Lennie Rosenbluth at Virginia, Feb. 11, 1956
- 15 Luke Maye at NC State, Feb. 10, 2018
- 15 Charlie Scott at Clemson, Jan. 15, 1970
- 15 Lennie Rosenbluth at Clemson, Jan. 14, 1956

THREE-POINT FIELD GOALS

- 8 Raymond Felton at NC State, Jan. 26, 2003
- 8 Shammond Williams at Georgia Tech, Feb. 8, 1998
- 8 Jeff McInnis at Clemson, Feb. 14, 1996
- 8 Hubert Davis at Florida State, Feb. 27, 1992
- 7 Cole Anthony at Syracuse, Feb. 29, 2020
- 7 Cameron Johnson at Wake Forest, Feb. 16, 2019
- 7 Joel Berry II at Clemson, Jan. 3, 2017
- 7 Marcus Paige at NC State, Feb. 26, 2014
- 7 Rashad McCants at Georgia Tech, Feb. 10, 2004

FREE THROWS

- 18 Pete Brennan at NC State, Feb. 18, 1958
- 17 Lennie Rosenbluth at NC State, Jan. 15, 1957
- 16 Phil Ford at NC State, Feb. 24, 1976
- 16 Bobby Lewis at NC State, Feb. 14, 1967
- 16 Lennie Rosenbluth at Duke, March 1, 1957

REBOUNDS

- 23 Brice Johnson at Florida State, Jan. 4, 2016
- 23 Pete Brennan at Clemson, Jan. 18, 1958
- 22 Armando Bacot at Louisville, Feb. 1, 2022**
- 22 Billy Cunningham at Maryland, Feb. 18, 1964
- 21 Brice Johnson at Duke, March 5, 2016
- 21 Tyler Hansbrough at Florida State, Feb. 3, 2008
- 21 Doug Moe at Virginia, Jan. 14, 1961

ASSISTS

- 16 Kendall Marshall at Maryland, Feb. 4, 2012
- 13 Kendall Marshall at NC State, Feb. 22, 2012
- 13 Ed Cota at Duke, March 4, 2000
- 13 Ed Cota at NC State, Jan. 21, 1998
- 13 Ed Cota at Georgia Tech, Feb. 8, 1998

BLOCKED SHOTS

- 7 Danny Green at Duke, March 8, 2008
- 7 Brendan Haywood at Florida State, Jan. 20, 2001
- 6 John Henson at Virginia Tech, Jan. 19, 2012
- 6 John Henson at NC State, Feb. 23, 2011
- 6 Ed Davis at Virginia Tech, March 4, 2009
- 6 Brendan Haywood at NC State, Jan. 28, 2001
- 6 Brendan Haywood at Duke, March 4, 2000
- 6 Rasheed Wallace at Virginia, Feb. 19, 1995
- 6 Mitch Kupchak at Maryland, Feb. 11, 1976

STEALS

- 9 Derrick Phelps at Georgia Tech, Feb. 2, 1992
- 6 Marcus Paige at Georgia Tech, March 3, 2015
- 6 Danny Green at Florida State, Jan. 28, 2009
- 6 George Lynch at NC State, Jan. 7, 1993
- 6 Michael Jordan at Virginia, Jan. 15, 1983
- 6 Dudley Bradley at Clemson, Jan. 27, 1979
- 6 Walter Davis at Duke, Feb. 26, 197



KENDALL MARSHALL, shown here accepting the 2012 Bob Cousy Award from the award's namesake (far right), holds the record for most assists in an ACC road game. He had 16 at Maryland on Feb. 4, 2012. He set the ACC record that season with 351 assists.



ANNUAL ACC REGULAR-SEASON FINISHES



Year	UNC	BC	CLEM	DUKE	FSU	GT	LOU	MD	MIA	NCSU	ND	PITT	SC	SYR	UVA	VT	WF
1953-54	5		8	1				2		4*			6		7		3
1954-55	T4		8	2				3		1*			7		6		T4
1955-56	T1		8	T3				5		T1*			T6		T6		T3
1956-57	1*		T7	3				2		T4			6		T7		T4
1957-58	T2		6	1				4		T2			T7		5		T7
1958-59	T1		T6	T3				T3		T1*			8		5		T6
1959-60	T1		7	4*				3		6			5		8		T1
1960-61	1		6	3				5		4			T7		T7		2*
1961-62	T4		6	2				7		3			T4		8		1*
1962-63	1		T4	1*				T6		T4			T6		8		2
1963-64	5		3	1*				6		T7			4		T7		2
1964-65	T2		6	1				T2		T2*			8		7		5
1965-66	T3		T3	1*				5		2			T6		T6		T6
1966-67	1*		4	2				T5		8			3		7		T5
1967-68	1*		T7	2				6		T3			T3		5		T7
1968-69	1*		T7	T3				T7		T3			2		6		T3
1969-70	T2		8	4				6		T2*			1		7		5
1970-71	1		8	3				T6		T6			2*		5		4
1971-72	1*		7	T4				T2		T4			left league		T2		6
1972-73	2		T4	T4				3		1*					T4		7
1973-74	T2		T5	7				T2		1*					4		T5
1974-75	T2*		T2	T6				1		T2					5		T6
1975-76	1		T4	7				T2		T2					6*		T4
1976-77	1*		T2	T6				4		5					T6		T2
1977-78	1		T6	2*				T6		3					T4		T4
1978-79	T1*		5	T1		GT		4		T6					3		T6
1979-80	T2		4	T5*		8		1		T2					T5		7
1980-81	2*		T5	T5		8		4		7					1		3
1981-82	T1*		T6	T6		8		5		4					T1		3
1982-83	T1		8	7		6		T3		T3*					T1		5
1983-84	1		8	T3		T5		2*		7					T5		T3
1984-85	T1		T6	T4		T1*		T4		T1					8		T6
1985-86	3		7	1*		2		6		T4					T4		8
1986-87	1		2	3		5		8		6*					4		7
1987-88	1		7	2*		4		5		2					6		8
1988-89	T2*		6	T2		5		8		1					T2		7
1989-90	T3		1	2		T3*		T5		T5					T5		8
1990-91	2*		8	1	FSU	T5		7		T3					T5		T3
1991-92	3		9	1*	2	T4		8		7					T4		6
1992-93	1		7	T3	2	6*		T8		T8					5		T3
1993-94	2*		T7	1	T7	6		T4		9					T4		3
1994-95	T1		T6	9	T6	5		T1		8					T1		T1*
1995-96	3		6	T4	8	1		T4		9					7		2*
1996-97	T2*		T4	1	7	9		T4		8					6		T2
1997-98	2*		T4	1	T6	T6		3		8					9		T4
1998-99	3		T7	1*	T7	T5		2		T5					9		4
1999-00	T3		9	1*	T6	8		2		T6					T3		5
2000-01	T1		9	T1*	8	T5		3		7					4		T5
2001-02	T7		T7	2*	T7	T5		1		T3					T5		T3
2002-03	T6		8	T2*	9	5		T2		4					T6		1
2003-04	5		9	1	T7	T3		6*	MIA	2					T7	VT	T3
2004-05	1	BC	9	3*	T10	T4		T6	T6	T6					T10	T4	2
2005-06	2	3	T7	1*	5	T10		6	T7	4					T7	T10	12
2006-07	T1*	T3	T8	T6	T8	T6		T3	T2	T10					T1	T3	T10
2007-08	1*	T11	3	2	T7	T7		T5	T5	T11					10	4	T7
2008-09	1	T5	T5	T2*	4	12		T7	T7	10					11	T7	T2
2009-10	T9	8	T5	T1*	T3	7		T1	12	T9					T9	T3	T5
2010-11	1	T4	T4	2*	3	T10		T7	9	T10					T7	T4	12
2011-12	1	T9	7	2	3*	T9		8	T4	T4					T4	T9	T9
2012-13	3	8	11	2	6	9		7	1*	T4	ND	PITT	SYR		T4	12	9
2013-14	T3	14	T6	T3	T7	T11	LOU	T7	10	T7	T11	5	2	1*	15	T11	
2014-15	5	13	T9	2	T9	14	4	left league	T6	T6	3*	T9	8	1	15	12	
2015-16	1*	15	T7	T5	T11	T11	4		T2	13	T5	T9	T9	T2	T7	14	
2016-17	1	15	12	T5*	T2	11	T2		T7	T13	T2	T13	T7	T5	T7	10	
2017-18	T3	12	T3	2	T8	13	T8		T3	T3	T10	15	T10	1*	7	14	
2018-19	T1	T11	T8	3*	4	10	T6		T11	T8	T14	T14	T6	T1	5	13	
2019-20	T13	T10	9	T2	1	5	T2		T10	T6	T6	T13	T6	T2	T10	T13	
2020-21	T5	15	T5	10	2	4*	7		13	9	11	12	8	1	3	14	
2021-22	T2	T11	10	1	8	14	T11		4	15	T2	T11	9	6	7*	5	
2022-23	7	10	T3	T3*	12	13	15		T1	6	14	T4	T8	T1	11	T8	
Average Finish	2.4	9.8	6.3	2.9	6.1	7.0	6.6		6.8	5.3	7.8	10.4		7.3	5.0	7.5	5.7

* Denotes ACC Tournament champion (no winner in 2019-20 due to Covid-19)

Years in ACC: Clemson, Duke, North Carolina, NC State, Virginia and Wake Forest (began in 1953-54); South Carolina (1953-54 through 1970-71); Maryland (1953-54 through 2013-14); Georgia Tech (began in 1979-80); Florida State (began in 1991-92); Miami, Virginia Tech (began in 2004-05); Boston College (began in 2005-06); Notre Dame, Pittsburgh, Syracuse (began in 2013-14); Louisville (began in 2014-15)

Boldface indicates played in NCAA Final Four

NCAA championships: North Carolina 1957, 1982, 1993, 2005, 2009, 2017; Duke 1991, 1992, 2001, 2010; NC State 1974, 1983; Maryland 2002; Virginia 2019



ACC HOME-AWAY-NEUTRAL RECORDS



Season	ACC Overall	Home	Away	Neutral	Neutral Games
1953-54	5-6	3-3	2-3	0-0	
1954-55	8-6	4-3	4-2	0-1	lost to Virginia in Greensboro (A)
1955-56	11-3	7-0	3-3	1-0	def. South Carolina in Charlotte (A)
1956-57	14-0	7-0	6-0	1-0	def. Clemson in Charlotte (A)
1957-58	10-4	5-2	5-2	0-0	
1958-59	12-2	6-0	4-2	2-0	def. Clemson (A) & South Carolina (H) in Charlotte
1959-60	12-2	5-1	4-0	3-1	def. Virginia (A) & Wake Forest (A) in Greensboro, def. Clemson (H) & lost to South Carolina (A) in Charlotte
1960-61	12-2	6-0	4-2	2-0	def. Clemson (A) & South Carolina (H) in Charlotte
1961-62	7-7	4-2	1-4	2-1	def. Clemson (H) in Charlotte, def. Virginia (A) in Greensboro, lost to South Carolina (A) in Charlotte
1962-63	10-4	4-2	4-2	2-0	def. Clemson (A) & South Carolina (H) in Charlotte
1963-64	6-8	5-1	0-6	1-1	def. South Carolina (A) & lost to Clemson (H) in Charlotte
1964-65	10-4	4-2	4-2	2-0	def. Clemson (A) & South Carolina (H) in Charlotte
1965-66	8-6	5-1	1-5	2-0	def. Clemson (H) & South Carolina (A) in Charlotte
1966-67	12-2	6-0	5-1	1-1	def. South Carolina (H) & lost to Clemson (A) in Charlotte
1967-68	12-2	5-1	5-1	2-0	def. Clemson (H) & South Carolina (A) in Charlotte
1968-69	12-2	6-0	5-1	1-1	def. Clemson (A) & lost to South Carolina (H) in Charlotte
1969-70	9-5	4-2	4-3	1-0	def. Clemson (H) in Charlotte
1970-71	11-3	7-0	3-3	1-0	def. Clemson (A) in Charlotte
1971-72	9-3	5-0	3-3	1-0	def. Clemson (H) in Charlotte
1972-73	8-4	4-2	3-2	1-0	def. Clemson (A) in Charlotte
1973-74	9-3	5-1	4-2	0-0	
1974-75	8-4	5-1	3-3	0-0	
1975-76	11-1	5-1	6-0	0-0	
1976-77	9-3	4-1	4-2	1-0	def. Clemson (H) in Greensboro
1977-78	9-3	6-0	3-3	0-0	
1978-79	9-3	5-0	3-3	1-0	def. Clemson (H) in Greensboro
1979-80	9-5	5-1	3-4	1-0	def. Georgia Tech (H) in Greensboro
1980-81	10-4	5-2	5-2	0-0	
1981-82	12-2	6-1	6-1	0-0	
1982-83	12-2	6-0	5-2	1-0	def. Georgia Tech (H) in Greensboro
1983-84	14-0	6-0	7-0	1-0	def. Clemson (H) in Greensboro
1984-85	9-5	5-2	4-3	0-0	
1985-86	10-4	6-1	4-3	0-0	first ACC home game played in Carmichael, next six ACC home games in the Smith Center
1986-87	14-0	7-0	7-0	0-0	
1987-88	11-3	6-1	5-2	0-0	
1988-89	9-5	6-1	3-4	0-0	
1989-90	8-6	5-2	3-4	0-0	
1990-91	10-4	5-2	5-2	0-0	
1991-92	9-7	6-2	3-5	0-0	
1992-93	14-2	8-0	6-2	0-0	
1993-94	11-5	7-1	4-4	0-0	
1994-95	12-4	7-1	5-3	0-0	
1995-96	10-6	5-3	5-3	0-0	
1996-97	11-5	7-1	4-4	0-0	
1997-98	13-3	7-1	6-2	0-0	
1998-99	10-6	6-2	4-4	0-0	
1999-2000	9-7	5-3	4-4	0-0	
2000-01	13-3	7-1	6-2	0-0	
2001-02	4-12	3-5	1-7	0-0	
2002-03	6-10	5-3	1-7	0-0	
2003-04	8-8	6-2	2-6	0-0	
2004-05	14-2	8-0	6-2	0-0	
2005-06	12-4	5-3	7-1	0-0	
2006-07	11-5	7-1	4-4	0-0	
2007-08	14-2	6-2	8-0	0-0	
2008-09	13-3	7-1	6-2	0-0	
2009-10	5-11	3-5	2-6	0-0	
2010-11	14-2	8-0	6-2	0-0	
2011-12	14-2	7-1	7-1	0-0	
2012-13	12-6	7-2	5-4	0-0	
2013-14	13-5	8-1	5-4	0-0	
2014-15	11-7	5-4	6-3	0-0	
2015-16	14-4	8-1	6-3	0-0	
2016-17	14-4	9-0	5-4	0-0	def. Notre Dame in Greensboro due to a water shortage in Chapel Hill (NCAA ruled a home game)
2017-18	11-7	7-2	4-5	0-0	
2018-19	16-2	7-2	9-0	0-0	
2019-20	6-14	4-6	2-8	0-0	
2020-21	10-6	7-0	3-6	0-0	
2021-22	15-5	8-2	7-3	0-0	
2022-23	11-9	7-3	4-6	0-0	
Totals	741-310	407-100	303-204	31-6	



LARGEST WINS VS. ACC OPPONENTS



BOSTON COLLEGE

32 (106-74) - Feb. 1, 2011 in Chestnut Hill, Mass.
 30 (96-66) - Jan. 9, 2018 in Chapel Hill
 27 (89-62) - Jan. 30, 2016 in Chapel Hill
 26 (91-65) - Jan. 2, 2022 in Chestnut Hill, Mass.
 23 (83-60) - Jan. 7, 2012 in Chapel Hill

CLEMSON

44 (106-62) - Jan. 15, 1994 in Chapel Hill
 44 (110-66) - Feb. 13, 1970 in Charlotte
 38 (86-48) - Feb. 13, 1971 in Charlotte
 37 (85-48) - Dec. 19, 1953 in Chapel Hill
 36 (88-52) - Feb. 28, 1988 in Chapel Hill

DUKE

#37 (55-18) - March 5, 1921 in Raleigh (Raleigh Auditorium)
 #30 (64-34) - Feb. 5, 1949 in Chapel Hill
 27 (84-57) - Feb. 13, 1960 in Chapel Hill
 25 (96-71) - Feb. 23, 1980 in Chapel Hill
 25 (75-50) - Feb. 27, 1960 in Durham

FLORIDA STATE

48 (103-55) - Jan. 24, 1998 in Chapel Hill
 #45 (109-64) - Dec. 31, 1985 in Charlotte
 #35 (115-80) - Dec. 16, 1965 in Chapel Hill
 34 (98-64) - Feb. 7, 1999 in Chapel Hill
 30 (100-70) - Jan. 25, 1995 in Chapel Hill

GEORGIA TECH

#45 (118-73) - Feb. 12, 1972 in Charlotte
 #42 (112-70) - Feb. 9, 1974 in Charlotte
 40 (100-60) - Jan. 24, 1981 in Chapel Hill
 37 (92-55) - Jan. 24, 1987 in Chapel Hill
 #35 (107-72) - Feb. 9, 1973 in Charlotte

LOUISVILLE

45 (99-54) - Feb. 20, 2021 in Chapel Hill
 #23 (97-74) - March 23, 1997 in Syracuse, N.Y.
 #22 (86-64) - Dec. 29, 1980 in Los Angeles
 21 (80-59) - Jan. 14, 2023 in Louisville, Ky.
 17 (93-76) - Feb. 17, 2018 in Louisville, Ky.

MIAMI

#45 (122-77) - Dec. 6, 1986 in Chapel Hill
 41 (105-64) - Jan. 31, 2007 in Chapel Hill
 *25 (78-53) - March 9, 2017 in Brooklyn
 25 (96-71) - Feb. 20, 2016 in Chapel Hill
 #25 (89-64) - Jan. 7, 2004 in Chapel Hill

NC STATE

#64 (81-17) - Feb. 18, 1926 in Raleigh
 #52 (62-10) - Feb. 19, 1921 in Chapel Hill
 51 (107-56) - Jan. 8, 2017 in Chapel Hill
 46 (104-58) - Feb. 6, 1993 in Chapel Hill
 *37 (87-50) - March 9, 1968 in Charlotte
 #37 (71-34) - Jan. 23, 1946 in Chapel Hill

NOTRE DAME

*42 (101-59) - March 10, 2021 in Greensboro
 #35 (82-47) - Jan. 5, 1991 in East Rutherford, N.J.
 *31 (78-47) - March 11, 2016 in Washington, D.C.
 #29 (85-56) - Feb. 23, 1993 in Chapel Hill
 #25 (99-74) - Feb. 19, 1972 in New York City



DAVID NOEL sank five three-pointers and scored a career-high 26 points in Carolina's 99-54 win over Virginia on March 1, 2006, UNC's largest win ever vs. the Cavaliers.

PITTSBURGH

31 (96-65) - Feb. 3, 2018 in Chapel Hill
 #29 (99-70) - Dec. 2, 1972 in Chapel Hill
 25 (85-60) - Jan. 5, 2019 in Pittsburgh
 #23 (90-67) - Nov. 29, 1994 in Chapel Hill
 21 (85-64) - Feb. 14, 2016 in Chapel Hill
 #21 (82-61) - Nov. 29, 1996 in Chapel Hill

SYRACUSE

#23 (87-64) - Dec. 10, 1983 in Syracuse, N.Y.
 #23 (87-64) - Jan. 8, 1983, Charlotte
 *19 (78-59) - March 7, 2018 in Brooklyn
 17 (85-68) - Jan. 16, 2017 in Chapel Hill
 ^17 (83-66) - April 2, 2016 in Houston

VIRGINIA

45 (99-54) - March 1, 2006 in Chapel Hill
 44 (108-64) - Feb. 6, 1968 in Chapel Hill
 39 (97-58) - Feb. 25, 1960 in Chapel Hill
 36 (101-65) - Jan. 10, 1956 in Chapel Hill
 34 (110-76) - Jan. 29, 2005 in Charlottesville, Va.
 34 (80-46) - Dec. 2, 1961 in Chapel Hill
 34 (81-47) - Dec. 6, 1960 in Chapel Hill

VIRGINIA TECH

39 (92-53) - Feb. 16, 2008 in Chapel Hill
 34 (85-51) - Dec. 19, 2004 in Blacksburg, Va.
 #33 (93-60) - Dec. 11, 1971 in Chapel Hill
 #33 (68-35) - Jan. 26, 1948 in Chapel Hill
 #32 (110-78) - Feb. 25, 1967 in Chapel Hill
 #32 (60-28) - Jan. 24, 1945 in Chapel Hill
 #32 (58-26) - Jan. 13, 1933 in Chapel Hill

WAKE FOREST

38 (95-57) - Feb. 16, 2019 in Winston-Salem
 37 (104-67) - Feb. 10, 2007 in Chapel Hill
 37 (100-63) - Jan. 25, 1984 in Chapel Hill
 #36 (65-29) - Jan. 3, 1945 in Chapel Hill
 33 (105-72) - Feb. 22, 2014 in Chapel Hill

* ACC Tournament, ^ NCAA Tournament

denotes opponent was not an ACC member or the game was played before the ACC existed as a league



LARGEST DEFEATS BY ACC OPPONENTS



BOSTON COLLEGE

7 (74-81) - Jan. 25, 2006 in Chapel Hill
 7 (78-85) - Jan. 4, 2009 in Chapel Hill
 4 (67-71) - Feb. 20, 2010 in Chestnut Hill, Mass.
 #^3 (72-75) - March 20, 1994 in Landover, Md.
 *3 (82-85) - March 11, 2006 in Greensboro

CLEMSON

20 (73-93) - Jan. 29, 1977 in Clemson, S.C.
 19 (64-83) - Jan. 13, 2010 in Clemson, S.C.
 17 (76-93) - Jan. 2, 1980 in Clemson, S.C.
 15 (63-78) - Feb. 4, 1999 in Clemson, S.C.
 13 (50-63) - Feb. 2, 2021 in Clemson, S.C.

DUKE

35 (69-104) - Feb. 29, 1964 in Chapel Hill
 32 (50-82) - March 6, 2010 in Durham
 #30 (64-94) - Feb. 29, 1952 in Durham
 29 (58-87) - Jan. 31, 2002 in Chapel Hill
 *26 (53-79) - March 11, 2001 in Atlanta

FLORIDA STATE

33 (57-90) - Jan. 14, 2012 in Tallahassee, Fla.
 14 (96-110) - Feb. 27, 1992 in Tallahassee, Fla.
 13 (71-84) - Jan. 22, 1997 in Tallahassee, Fla.
 12 (74-86) - Dec. 15, 1991 in Chapel Hill
 10 (71-81) - Jan. 16, 2002 in Tallahassee, Fla.
 10 (67-77) - Feb. 24, 2010 in Chapel Hill

GEORGIA TECH

27 (75-102) - Feb. 1, 1990 in Atlanta
 20 (69-89) - Jan. 12, 1994 in Atlanta
 20 (68-88) - Jan. 29, 2003 in Atlanta
 20 (58-78) - Jan. 16, 2011 in Atlanta
 17 (51-68) - Feb. 16, 2010 in Atlanta

LOUISVILLE

21 (62-83) - Jan. 12, 2019 in Chapel Hill
 #17 (80-97) - Dec. 23, 1999 in Louisville, Ky.
 17 (55-72) - Feb. 22, 2020 in Louisville, Ky.
 #^15 (79-94) - March 20, 1986 in Houston
 10 (68-78, OT) - Jan. 31, 2015 in Louisville, Ky.

MIAMI

28 (57-85) - Jan. 18, 2022 in Coral Gables, Fla.
 26 (61-87) - Feb. 9, 2013 in Coral Gables, Fla.
 15 (62-77) - Jan. 28, 2017 in Coral Gables, Fla.
 11 (70-81) - Jan. 14, 2006 in Chapel Hill
 *10 (77-87) - March 17, 2013 in Greensboro

NC STATE

#40 (39-79) - Feb. 19, 1949 in Chapel Hill
 #39 (42-81) - Feb. 3, 1948 in Raleigh
 #32 (54-86) - March 5, 1953 in Raleigh (Southern Conference Tournament)
 #31 (36-67) - Jan. 22, 1949 in Raleigh
 28 (57-85) - Feb. 14, 1962 in Raleigh

NOTRE DAME

#19 (70-89) - Feb. 15, 1958 in Chicago
 #12 (76-88) - Jan. 11, 1992 in New York City
 *8 (82-90) - March 14, 2015 in Greensboro
 #~7 (71-78) - March 24, 1973 in New York City
 5 (73-78) - Jan. 5, 2022 in Notre Dame, Ind.

PITTSBURGH

14 (52-66) - Jan. 18, 2020 in Pittsburgh
 13 (76-89) - Feb. 14, 2015 in Pittsburgh
 9 (67-76) - Feb. 16, 2022 in Chapel Hill
 8 (65-73) - Jan. 8, 2020 in Chapel Hill
 #^6 (20-26) - March 21, 1941 in Madison, Wis.

SYRACUSE

*28 (53-81) - March 11, 2020 in Greensboro
 #16 (71-87) - Nov. 20, 2010 in New York City
 12 (45-57) - Jan. 11, 2014 in Syracuse, N.Y.
 #^4 (75-79) - March 21, 1987 in East Rutherford, N.J.
 2 (70-72) - March 1, 2021 in Syracuse, N.Y.
 #^2 (76-78) - March 20, 1975 in Providence, R.I.

VIRGINIA

40 (27-67) - Feb. 9, 1914 in Raleigh
 33 (23-56) - March 4, 1914 in Charlottesville, Va.
 25 (73-98) - Feb. 11, 1955 in Greensboro
 23 (83-106) - Jan. 15, 1989 in Charlottesville, Va.
 20 (66-86) - Feb. 25, 2001 in Charlottesville, Va.

VIRGINIA TECH

#23 (14-37) - Feb. 19, 1919 in Blacksburg, Va.
 #17 (27-44) - Feb. 8, 1916 in Blacksburg, Va.
 #14 (48-62) - Dec. 5, 1949 in Blacksburg, Va.
 *13 (59-72) - March 11, 2022 in Brooklyn, N.Y.
 11 (69-80) - Jan. 22, 2018 in Blacksburg, Va.

WAKE FOREST

#26 (63-89) - Feb. 17, 1953 in Wake Forest, N.C.
 26 (62-88) - Jan. 30, 1993 in Winston-Salem
 24 (60-84) - Feb. 27, 1996 in Winston-Salem
 24 (57-81) - Jan. 4, 1997 in Winston-Salem
 24 (66-90) - Feb. 6, 2002 in Winston-Salem

* ACC Tournament

^ NCAA Tournament

~ NIT

denotes opponent was not an ACC member or the game was played before the ACC began play in 1953-54

UNC score listed first



OPPONENT SINGLE-SEASON RECORDS



MOST POINTS BY OPPONENTS

2,949 in 1988-89
2,828 in 2007-08
2,824 in 2016-17
2,801 in 2015-16
2,780 in 2021-22

HIGHEST SCORING AVERAGE PER GAME BY OPPONENTS

79.7 in 1988-89 (2,949 points in 37 games)
78.9 in 2001-02 (2,208 points in 28 games)
78.8 in 1969-70 (2,128 points in 27 games)
78.0 in 1974-75 (2,417 points in 31 games)
77.9 in 1989-90 (2,650 points in 34 games)

LOWEST SCORING AVERAGE PER GAME BY OPPONENTS

55.4 in 1981-82 (1,885 points in 34 games)
62.3 in 1959-60 (1,494 points in 24 games)
63.4 in 1980-81 (2,344 points in 37 games)
63.6 in 1953-54 (1,335 points in 21 games)
64.8 in 1983-84 (2,010 points in 31 games)

LOWEST SCORING AVERAGE PER GAME BY OPPONENTS IN SHOT CLOCK ERA (beginning in 1985-86)

64.9 in 1998-99 (2,206 points in 34 games)
65.6 in 1997-98 (2,494 points in 38 games)
67.1 in 2011-12 (2,549 points in 38 games)
68.3 in 1992-93 (2,596 points in 38 games)
68.6 in 2005-06 (2,218 points in 31 games)
68.6 in 2006-07 (2,608 points in 38 games)

MOST FIELD GOALS MADE BY OPPONENTS

1,147 in 1988-89
1,061 in 2007-08
1,048 in 2021-22
1,043 in 1986-87
1,014 in 1974-75

FEWEST FIELD GOALS MADE BY OPPONENTS

422 in 1953-54
472 in 1961-62
531 in 1959-60
549 in 1960-61
563 in 1954-55

MOST FIELD GOALS MADE PER GAME BY OPPONENTS

32.7 in 1974-75 (1,014 in 31 games)
31.3 in 1964-65 (752 in 24 games)
31.1 in 1973-74 (870 in 28 games)
31.0 in 1988-89 (1,147 in 37 games)
30.6 in 1975-76 (886 in 29 games)

FEWEST FIELD GOALS MADE PER GAME BY OPPONENTS IN SHOT CLOCK ERA (beginning in 1985-86)

23.4 in 2014-15 (889 in 38 games)
23.8 in 2013-14 (810 in 34 games)
24.2 in 1998-99 (822 in 34 games)
24.3 in 1997-98 (923 in 38 games)
24.6 in 2016-17 (982 in 40 games)

HIGHEST FIELD GOAL PERCENTAGE BY OPPONENTS

.496 in 1979-80 (798x1,610)
.495 in 1977-78 (875x1,769)
.479 in 1965-66 (818x1,079)
.477 in 1976-77 (978x2,050)
.472 in 1986-87 (1,043x2,210)

LOWEST FIELD GOAL PERCENTAGE BY OPPONENTS

.320 in 1953-54 (422x1,320)
.348 in 1955-56 (569x1,636)
.352 in 1956-57 (720x2,043)
.365 in 1954-55 (563x1,542)
.375 in 1959-60 (531x1,415)

MOST FREE THROWS MADE BY OPPONENTS

658 in 1956-57
627 in 1970-71
597 in 1971-72
591 in 2014-15
547 in 1968-69

FEWEST FREE THROWS MADE BY OPPONENTS

263 in 1981-82
291 in 1961-62
297 in 1994-95
308 in 1983-84
313 in 1995-96

HIGHEST FREE THOW PERCENTAGE BY OPPONENTS

.755 in 2019-20 (440x583)
.740 in 1978-79 (376x508)
.725 in 2016-17 (541x746)
.725 in 2021-22 (383x528)
.719 in 1969-70 (532x740)

MOST THREE-POINT FIELD GOALS MADE BY OPPONENTS

357 in 2017-18
330 in 2018-19
319 in 2016-17
308 in 2015-16
308 in 1995-96

MOST THREE-POINT FIELD GOALS MADE PER GAME BY OPPONENTS

9.65 in 2017-18
9.63 in 1995-96
9.2 in 2018-19
8.8 in 1994-95
8.4 in 2019-20

FEWEST THREE-POINT FIELD GOALS MADE PER GAME BY OPPONENTS

2.9 in 1982-83
3.6 in 1986-87
5.6 in 1999-91
5.7 in 1987-88
5.8 in 1988-89

MOST THREE-POINT ATTEMPTS BY OPPONENTS

985 in 2018-19
940 in 2017-18
939 in 2016-17
893 in 2021-22
879 in 1994-95
879 in 1997-98

HIGHEST THREE-POINT FIELD GOAL PERCENTAGE BY OPPONENTS

.396 in 1982-83 (103x260)
.387 in 1991-92 (232x599)
.380 in 2017-18 (357x940)
.380 in 1986-87 (130x342)
.376 in 1987-88 (195x519)

LOWEST THREE-POINT FIELD GOAL PERCENTAGE BY OPPONENTS

.300 in 2014-15 (247x822)
.308 in 1999-2000 (229x744)
.317 in 2013-14 (211x665)
.317 in 1990-91 (197x622)
.319 in 2011-12 (275x862)

MOST REBOUNDS BY OPPONENTS

1,392 in 1966-67
 1,370 in 1967-68
 1,357 in 2008-09
 1,354 in 2009-10
 1,349 in 2002-03

MOST REBOUNDS PER GAME BY OPPONENTS

47.3 in 1954-55
 44.6 in 1969-70
 44.5 in 1958-59
 44.2 in 1963-64
 44.0 in 1964-65

FEWEST REBOUNDS PER GAME BY OPPONENTS

25.7 in 1981-82
 28.8 in 1980-81
 29.2 in 1978-79
 29.7 in 1979-80
 30.1 in 1984-85

MOST ASSISTS PER GAME BY OPPONENTS

16.4 in 1986-87
 16.3 in 1989-90
 16.3 in 1988-89
 15.9 in 1991-92
 15.4 in 1985-86

FEWEST ASSISTS PER GAME BY OPPONENTS

9.4 in 1969-79
 9.9 in 1970-71
 10.0 in 1968-69
 10.9 in 2015-16
 11.0 in 2013-14

MOST TURNOVERS PER GAME BY OPPONENTS

18.3 in 1986-87
 18.1 in 1992-93
 18.1 in 1990-91
 18.0 in 2003-04
 17.8 in 2004-05

FEWEST TURNOVERS PER GAME BY OPPONENTS

9.7 in 2021-22
 10.5 in 2022-23
 11.1 in 1998-99
 11.5 in 2019-20
 11.5 in 1995-96

All opponent stats in ACC era (1953-54 to present)

CAROLINA'S McDONALD'S ALL-AMERICAS

R.J. Davis	2020	John Henson	2009	Jason Capel	1998	Scott Williams	1986
Dawson Garcia	2020	Dexter Strickland	2009	Kris Lang	1998	Steve Bucknall	1985
Walker Kessler	2020	David Wear	2009	Brendan Haywood	1997	Jeff Lebo	1985
Caleb Love	2020	Travis Wear	2009	Ed Cota	1996	Kevin Madden	1985
Day'Ron Sharpe	2020	Ed Davis	2008	Vasco Evtimov	1996	Dave Popson	1983
Cole Anthony	2019	Larry Drew II	2008	Vince Carter	1995	Kenny Smith	1983
Armando Bacot	2019	Tyler Zeller	2008	Antawn Jamison	1995	Joe Wolf	1983
Nassir Little	2018	Wayne Ellington	2006	Jeff McInnis	1993	Brad Daugherty	1982
Coby White	2018	Ty Lawson	2006	Jerry Stackhouse	1993	Curtis Hunter	1982
Tony Bradley	2016	Brandan Wright	2006	Rasheed Wallace	1993	Michael Jordan	1981
Joel Berry II	2014	Bobby Frasor	2005	Serge Zwikker	1992	Buzz Peterson	1981
Justin Jackson	2014	Danny Green	2005	Donald Williams	1991	Matt Doherty	1980
Theo Pinson	2014	Tyler Hansbrough	2005	Eric Montross	1990	Sam Perkins	1980
Isaiah Hicks	2013	Marvin Williams	2004	Derrick Phelps	1990	Jim Braddock	1979
Kennedy Meeks	2013	Raymond Feton	2002	Brian Reese	1990	James Worthy	1979
Marcus Paige	2012	Sean May	2002	Clifford Rozier	1990	Pete Budko	1977
P.J. Hairston	2011	Rashad McCants	2002	George Lynch	1989	Al Wood	1977
James Michael McAdoo	2011	Jawad Williams	2001	Matt Wenstrom	1989		
Harrison Barnes	2010	Neil Fingleton	2000	King Rice	1987		
Reggie Bullock	2010	Joseph Forte	1999	Pete Chilcutt	1986		
Kendall Marshall	2010	Ronald Curry	1998	J.R. Reid	1986		

80 high school players who went on to play for the Tar Heels have earned McDonald's All-America honors



OPPONENT SINGLE-GAME RECORDS



MOST POINTS

119 by Wake Forest, Dec. 20, 2003 (114-119, 3 OT)
 112 at Maryland, Jan. 9, 2002 (79-112)
 110 at Florida State, Feb. 27, 1992 (96-110)
 110 by Kentucky, Dec. 27, 1989 (121-110) in Louisville, Ky.
 107 at Wake Forest, Jan. 6, 1965 (85-107)
 107 at Indiana, Dec. 12, 1964 (81-107)

FEWEST POINTS

5 by Durham YMCA, Dec. 1, 1927 (40-5)
 5 by Hampden-Sydney, Jan. 15, 1927 (64-5)
 5 by Elon, Jan. 9, 1912 (36-5)
 6 by Florida, Feb. 13, 1926 (42-6)
 7 by Davidson, Feb. 22, 1929 (45-7)

FEWEST POINTS IN ACC ERA (1953-54 to present)

*21 by Duke, March 4, 1966 (20-21) in Raleigh
 30 at NC State, Dec. 28, 1957 (39-30)
 34 by Wake Forest, Jan. 8, 1959 (44-34)
 36 by The Citadel, Feb. 4, 1983 (81-36) in Charlotte
 36 by Rutgers, Dec. 19, 1981 (59-36) in New York City

FEWEST POINTS IN SHOT CLOCK ERA (1985-86 to present)

38 by Chattanooga, Dec. 5, 1997 (68-38)
 39 by Clemson, Feb. 16, 1995 (66-39)
 40 by Wake Forest, Jan. 23, 1999 (52-40)
 41 by Virginia, Feb. 18, 2017 (65-41)
 *43 by Virginia, March 10, 2022 (43-63) in Brooklyn

HIGHEST FIELD GOAL PERCENTAGE

.739 at Duke, Feb. 24, 1979 (17x23)
 .735 at NC State, Feb. 20, 1980 (25x34)
 .717 by Duke, Feb. 29, 1980 (33x46) in Greensboro
 .673 by Maryland, Jan. 20, 1980 (35x52)
 *.667 by Virginia, March 7, 1982 (22x33) in Greensboro
 ^.667 by Notre Dame, March 17, 1977 (30x45) in College Park, Md.

LOWEST FIELD GOAL PERCENTAGE

.212 by Duke, Dec. 29, 1954 (18x85) in Raleigh
 .214 by The Citadel, Jan. 8, 1954 (9x42)
 .215 by Rutgers, Dec. 19, 1981 (14x64)
 .217 by Chattanooga, Dec. 5, 1997 (15x69)
 .234 by Miami (Fla.), Dec. 4, 2000 (18x77)

MOST FIELD GOALS MADE

48 by Wake Forest, Jan. 6, 1965
 46 by Wake Forest, Dec. 20, 2003
 46 by Indiana, Dec. 12, 1964
 *45 by Wake Forest, March 6, 1975
 ^45 by Drake, March 22, 1969

FEWEST FIELD GOALS MADE (SINCE 1954)

*7 by Duke, March 4, 1966
 9 by The Citadel, Jan. 8, 1954
 12 by Wake Forest, Jan. 8, 1959
 12 by NC State, Dec. 28, 1957
 *13 by NC State, March 6, 1998

FEWEST FIELD GOALS IN THE SHOT CLOCK ERA (1985-85 to present)

*13 by NC State, March 6, 1998
 14 by Boston College, Feb. 19, 2011
 14 by NC Central, Nov. 11, 2009
 14 by Virginia Tech, Feb. 16, 2008
 14 by Clemson, Feb. 14, 1996

MOST THREE-POINT FIELD GOALS MADE

21 by Kentucky, Dec. 27, 1989 in Louisville, Ky.
 18 at Wake Forest, Jan. 31, 1998
 17 at Iowa, Dec. 8, 2020
 ^17 by Auburn, March 29, 2019 in Kansas City, Mo.
 17 by Duke, March 2, 1997

FEWEST THREE-POINT FIELD GOALS MADE

0 by Boston College, Jan. 17, 2023 (0x6)
 0 by Jacksonville, Nov. 27, 1990 (0x5)
 0 by Clemson, Feb. 28, 1988 (0x4)
 0 by Virginia, Feb. 8, 1987 (0x2)
 0 by Georgia Tech, Jan. 24, 1987 (0x1)
 0 at SMU, Dec. 30, 1986 (0x7)

MOST THREE-POINT FIELD GOALS ATTEMPTS

48 by Kentucky, Dec. 27, 1989 in Louisville, Ky. (21x48)
 ~43 by William and Mary, March 16, 2010 (16x43)
 43 at Wake Forest, Jan. 31, 1998 (18x43)
 42 by Clemson, Jan. 15, 1994 (12x42)
 ^41 by Iona, March 22, 2019 (15x41) in Columbus, Ohio
 41 by NC State, Jan. 4, 1996 (10x41)

HIGHEST THREE-POINT FIELD GOAL PERCENTAGE

(min. 10 attempts)
 .846 at Clemson, Jan. 31, 2004 (11x13)
 .667 at Illinois, Nov. 30, 2010 (8x12)
 .667 at Richmond, Nov. 28, 1987 (8x12)
 .647 at Maryland, Feb. 27, 2005 (11x17)
 .647 by Florida State, Feb. 24, 1996 (11x17)
 .643 by Florida State, Feb. 22, 2001 (9x14)
 .643 at Wake Forest, Jan. 30, 1993 (9x14)
 .636 by South Carolina State, Nov. 20, 2007 (7x11)
 .636 by Duke, March 3, 1991 (7x11)
 .625 at Duke, Feb. 18, 2015 (10x16)
 .625 by Kentucky, Dec. 7, 2002 (10x16)
 .625 by NC State, Feb. 21, 1998 (10x16)

HIGHEST THREE-POINT FIELD GOAL PERCENTAGE

(min. 20 attempts)
 .619 by Hawai'i, Dec. 1, 1993 (13x21)
 .591 at Florida State, Feb. 27, 1992 (13x22)
 .583 by Iowa, Nov. 24, 2004 (14x24) in Lahaina, Maui
 .577 at Miami, Feb. 9, 2013 (15x26)
 .571 by Virginia, Feb. 16, 2013 (12x21)
 .571 at Southern California, Dec. 21, 2005 (12x21)

LOWEST THREE-POINT FIELD GOAL PERCENTAGE

(min. 10 attempts)
 .043 at Arizona, Jan. 27, 2007 (1x23)
 .050 by Texas A&M, Dec. 20, 2001 (1x20)
 .063 by Boston College, Jan. 26, 2022 (1x16)
 .063 by Louisville, Feb. 20, 2021 (1x16)
 .063 at Georgia Tech, March 3, 2015 (1x16)
 .063 at Florida State, Dec. 22, 2002 (1x16)
 .067 by St. Francis (Pa.), Jan. 2, 2011 (1x15)
 .067 at Maryland, Jan. 8, 1994 (1x15)
 .071 at Louisville, Jan. 14, 2023 (1x14)
 .071 by UCLA, Nov. 27, 2014 (1x14) in The Bahamas
 .071 by Rutgers, Dec. 28, 2006 (1x14)

LOWEST THREE-POINT FIELD GOAL PERCENTAGE

(min. 20 attempts)
 .043 at Arizona, Jan. 27, 2006 (1x23)
 .050 by Texas A&M, Dec. 30, 2001 (1x20)
 .091 by Nicholls, Dec. 19, 2011 (2x22)
 .091 by Maryland, Jan. 8, 2005 (2x22)
 .100 by Virginia, Feb. 18, 2017 (2x20)
 .100 by Michigan State, Nov. 11, 2011 (2x20) on USS Carl Vinson, San Diego
 .100 by Michigan State, Dec. 1, 2009 (2x20)

HIGHEST PERCENTAGE OF MADE FIELD GOALS FROM THREE

^ .682 by Iona, March 22, 2019 (15x22 FGM from three-point range) in Columbus, Ohio
 .667 by Wake Forest, Jan. 31, 1998 (18x27)
 .652 by Florida State, Feb. 21, 2004 (15x23)
 .625 by Clemson, Jan. 30, 2018 (15x24)
 .625 by Belmont, Nov. 17, 2013 (15x24)

LOWEST PERCENTAGE OF MADE FIELD GOALS FROM THREE

.000 by SMU, Dec. 30, 1986 (0x36)
 .000 by Jacksonville, Nov. 27, 1990 (0x27 FGM from three-point range)
 .000 by Virginia, Feb. 08, 1987 (0x27)
 .000 by Boston College, Jan. 17, 2023 (0x26)
 .000 by Clemson, Feb. 28, 1988 (0x21)

HIGHEST PERCENTAGE OF FIELD GOAL ATTEMPTS FROM THREE

^ .745 by Iona, March 22, 2019 (41x55 FGA from three-point range) in Columbus, Ohio
 .714 by Princeton, Dec. 22, 1996 (35x49)
 .698 by Belmont, Nov. 17, 2013 (37x53)
 ~.694 by William & Mary, March 16, 2010 (43x62)
 .661 by Florida State, Feb. 21, 2004 (37x56)

LOWEST PERCENTAGE OF FIELD GOAL ATTEMPTS FROM THREE

.023 by Georgia Tech, Jan. 24, 1987 (1x43 FGA from three-point range)
 .031 by Virginia, Feb. 08, 1987 (2x65)
 *.043 by Virginia, March 07, 1987 (3x70) in Landover, Md.
 .056 by Illinois, Dec. 19, 1987 (4x71)
 ^ .063 by Pennsylvania, March 12, 1987 (4x64) in Charlotte

MOST FREE THROWS MADE

40 by Georgia Tech, Feb. 14, 1970 in Charlotte
 *40 by Maryland, March 8, 1958 in Raleigh
 40 by Virginia, Feb. 11, 1955 in Greensboro
 39 by Furman, Feb. 3, 1978 in Charlotte
 38 by NC State, Jan. 19, 1954

HIGHEST FREE THROW PERCENTAGE (min. 10 attempts)

1.000 at Wake Forest, Jan. 15, 2005 (32x32)
 1.000 by NC State, Feb. 25, 2003 (22x22)
 1.000 at Virginia Tech, March 4, 2009 (17x17)
 *1.000 by NC State, March 8, 1987 (14x14) in Landover, Md.
 1.000 at Virginia Tech, Feb. 17, 1975 (13x13)
 1.000 by NC State, Jan. 21, 2023 (12x12)
 ^1.000 by Villanova, March 17, 1991 (12x12) in Syracuse
 1.000 by Jacksonville, Dec. 13, 1986 (11x11)
 1.000 by Wake Forest, Feb. 15, 2011 (10x10)

HIGHEST FREE THROW PERCENTAGE (min. 20 attempts)

1.000 at Wake Forest, Jan. 15, 2005 (32x32)
 1.000 by NC State, Feb. 25, 2003 (22x22)
 .963 at Florida State, Jan. 16, 2021 (26x27)
 .957 at Duke, March 6, 2010 (22x23)
 .955 at Duke, Feb. 9, 2005 (21x22)
 .955 at Virginia, Jan.15, 1983 (21x22)
 .938 by NC State, Feb. 21, 1998 (30x32)

HIGHEST FREE THROW PERCENTAGE (min. 30 attempts)

1.000 at Wake Forest, Jan. 15, 2005 (32x32)
 .938 by NC State, Feb. 21, 1998 (30x32)
 .903 at Maryland, Jan. 27, 1973 (28x31)
 .900 at Wake Forest, Jan. 16, 1971 (36x40)
 *.892 by Duke, March 10, 2017 (33x37) in Brooklyn

LOWEST FREE THROW PERCENTAGE (min. 10 attempts)

.143 by High Point, Dec.10, 1947 (2x14)
 .154 by The Citadel, Nov. 24, 1991 (2x13)
 .167 by Wake Forest, Jan. 12, 1947 (3x18)
 .200 by Appalachian State, Jan. 17, 1998 (2x10)
 ~.200 by DePaul, March 18, 2003 (2x10)
 .200 by Davidson, Feb. 7, 1945 (2x10)
 .200 at South Carolina, Dec. 16, 1944 (2x10)
 .200 at Fort Bragg R.C., Dec. 9, 143 (2x10)

LOWEST FREE THROW PERCENTAGE (min. 20 attempts)

.375 by NC State, February 19, 1957 (9x24)
 .381 at Duke, March 6, 1959 (8x21)
 .381 by NC State, January 17, 1962 (8x21)
 .391 by Connecticut, December 6, 1990 (9x23)
 .400 by Clemson, December 4, 1954 (10x25)

LOWEST FREE THROW PERCENTAGE (min. 30 attempts)

.341 by Guilford, Dec. 4, 1948 (14x41)
 .400 at Elon, Dec. 2, 1950 (12x30)
 .438 by Clemson, Jan. 9, 1975 (14x32)
 .444 by Davidson, Jan. 13, 1953 (16x36)
 .467 by Columbia, Dec. 19, 1966 (14x30) in Tampa, Fla.
 .467 by Furman, Jan. 29, 1949 (14x30)

MOST REBOUNDS

+ ^76 by Houston, March 25, 1967 in Houston (72 individual rebounds)
 68 at Duke, Feb. 25, 1955
 + 66 by Harvard, Dec. 29, 1969 in Greensboro
 + ^65 by Michigan State, March 22, 1957 in Kansas City, Mo.
 + 64 at Duke, Feb. 23, 1963
 + *63 by Virginia, March 5, 1970 in Charlotte
 + 63 at NC State, Feb. 14, 1962
 63 by West Virginia, Dec. 21, 1957 in Lexington, Ky.
 63 by Navy, Dec. 28,1953 in Raleigh
 + 62 at NC State, Jan. 14, 1959
 + 62 by Clemson, Dec. 3, 1955
 62 at Alabama, Jan. 4, 1955

+ includes an unknown number of deadball rebounds (which no longer count towards the team total) in the team total

MOST ASSISTS (SINCE 1968-69)

32 at Maryland, Jan. 9, 2002
 30 at Pitt, Feb. 14, 2015
 29 by NC State, Feb. 22, 1992
 28 by Tennessee, Nov. 21, 2021 in Uncasville, Conn.
 28 at Maryland, Feb. 22, 2003
 26 at Maryland, Feb. 7, 2010
 ^26 by Georgetown, March 25, 2007 in East Rutherford, N.J.
 26 by Notre Dame, Jan. 11, 1992 in New York City
 26 at SMU, Dec. 30, 1986
 26 at Tulane, Feb. 14, 1976

MOST TURNOVERS

40 at Tulane, Feb. 14, 1976 (4 OT)
 37 at Hawai'i Loa, Nov. 29, 1986
 33 by The Citadel, Nov. 24, 1991
 33 by Rochester, Dec. 10, 1977
 33 by Virginia Tech, Dec. 11, 1971
 32 by South Carolina State, Nov. 20, 2007
 32 by Iona, Nov. 26, 1985
 32 by Furman, Feb. 5, 1983 in Charlotte

FEWEST TURNOVERS (SINCE 1978-79)

2 at NC State, Feb. 19, 2023
 2 at Notre Dame, Feb. 6, 2016
 *3 by Duke, March 8, 2002 in Charlotte
 *3 by NC State, March 9, 1997 in Greensboro (*tied fewest in UNC win*)
 *3 by Clemson, March 10, 1995 in Greensboro (*tied fewest in UNC win*)
 4 by Virginia, Feb. 25, 2023
 ^4 by Duke, April 2, 2022 in New Orleans
 4 at Miami, Jan. 18, 2022
 *4 by Virginia, March 10, 2018 in Brooklyn
 4 at Virginia, Feb. 27, 2017
 4 at Virginia, Feb. 25, 2012 (*tied fewest in UNC road win*)
 4 at NC State, Feb. 22, 2012 (*tied fewest in UNC road win*)
 4 by Wisconsin, Nov. 30, 2011
 *4 by Virginia, March 7, 1997 in Greensboro

MOST BLOCKED SHOTS (SINCE 1968-69)

16 at Connecticut, Feb. 13, 2005
 15 by Georgetown, Dec. 7, 1989 in East Rutherford, N.J.
 14 at Miami, Jan. 4, 2003
 14 at Maryland, Feb. 13, 1999
 12 at Clemson, Jan. 17, 1007
 12 at Virginia, Jan. 19, 2006
 12 by Iowa, Nov. 24, 2004 in Maui
 12 at Marquette, Jan. 19, 1986

MOST STEALS (SINCE 1975-76)

20 at Clemson, Jan. 17, 2007
 19 at Maryland, Jan. 9, 2002
 19 at Clemson, Jan. 31, 1991
 18 at Duke, March 3, 2002
 ^18 by Penn State, March 18, 2001 in New Orleans
 18 at Duke, Jan. 29, 1997

OPPONENT INDIVIDUAL BESTS**MOST POINTS (35 OR MORE)**

48 by Dick Groat, at Duke, Feb. 29, 1952
 47 by Malik Monk, Kentucky, Dec. 17, 2016 in Las Vegas
 47 by Rich Yunkus, Georgia Tech, Feb. 14, 1970 in Charlotte
 46 by Tyrese Rice at Boston College, March 1, 2008
 46 by Anthony Roberts, Oral Roberts, Dec. 27, 1976 in Portland, Ore.
 45 by Buzzy Wilkinson, at Virginia, Feb. 8, 1954
 44 by Luther Burden, Utah, Dec. 28, 1974 in Greensboro
 41 by Charlie Davis at Wake Forest, Feb. 5, 1970
 41 by Dan Issel, Kentucky, Dec. 8, 1969 in Charlotte
 41 by Doug Grayson, Kent State, Dec. 6, 1967
 40 by Art Heyman at Duke, Feb. 23, 1963
 39 by Kyle McAlarney, Notre Dame, Nov. 26, 2008 in Lahaina, Maui
 39 by Richard Morgan at Virginia, Jan. 15, 1989
 38 by Jim O'Brien, at Maryland, Jan. 27, 1973
 38 by John Roche, South Carolina, Feb. 14, 1969 in Charlotte
 37 by Jason Williams at Duke, March 3, 2002
 *37 by Randolph Childress, Wake Forest, March 12, 1995 in Greensboro
 37 by Rodney Monroe at NC State, Feb. 6, 1991
 37 by Dennis Scott at Georgia Tech, Feb. 1, 1990
 37 by Lionel Simmons, LaSalle, Jan. 9, 1988
 36 by Cole Swider, Syracuse, Feb. 28, 2022
 ^36 by Bryce Cotton, Providence, March 21, 2014 in San Antonio
 36 by T.J. Warren at NC State, Feb. 26, 2014
 36 by Russ Smith, Louisville, Nov. 24, 2013 in Uncasville, Conn.
 ^36 by Harold Arceneaux, Weber State, March 11, 1999 in Seattle
 36 by Tom Gugliotta at NC State, Jan. 22, 1992
 36 by Phil Hicks at Tulane, Feb. 14, 1976
 36 by James Brown, Dartmouth, Dec. 5, 1972 in Greensboro
 ^36 by Rick Mount, Purdue, March 20, 1969
 36 by Len Chappell, Wake Forest, Feb. 10, 1962
 36 by Art Heyman at Duke, Feb. 4, 1961
 36 by Bob Leonard at Wake Forest, Jan. 5, 1966
 35 by Tyree Appleby at Wake Forest, Feb. 7, 2023
 35 by Xavier Rathan-Mayes, Florida State, Jan. 24, 2015
 35 by Greivis Vasquez at Maryland, Feb. 21, 2009
 35 by Jack McClintone at Miami, Feb. 15, 2009
 35 by J.J. Redick, Duke, Feb. 7, 2006
 *35 by Will Bynum, Georgia Tech, March 12, 2005 in Washington, D.C.
 35 by Shaun Vandiver, Colorado, Dec. 30, 1989 in Denver
 35 by Len Bias, Maryland, Feb. 20, 1986
 35 by Jimmy Dan Conner, Kentucky, Dec. 9, 1974 in Louisville, Ky.
 35 by Art Collins, Biscayne, Nov. 30, 1974
 35 by Charlie Davis at Wake Forest, Jan. 16, 1971
 35 by Butch Zatezalo, Clemson, Feb. 15, 1969 in Charlotte
 35 by Ronnie Collins, South Carolina, Feb. 15, 1964 in Charlotte
 35 by Tom Hawkins, Notre Dame, Feb. 15, 1958 in Chicago
 35 by Grady Wallace, South Carolina, Dec. 15, 1956
 35 by Dickie Hemric at Wake Forest, Feb. 16, 1955

MOST POINTS IN AN ACC GAME

46 by Tyrese Rice at Boston College, March 1, 2008

MOST POINTS IN AN ACC GAME IN CHAPEL HILL

36 by Cole Swider, Syracuse, Feb. 28, 2022
 36 by Len Chappell, Wake Forest, Feb. 10, 1962

MOST POINTS IN AN ACC GAME IN THE DEAN E. SMITH CENTER

36 by Cole Swider, Syracuse, Feb. 28, 2022
 35 by Xavier Rathan-Mayes, Florida State, Jan. 24, 2015
 35 by J.J. Redick, Duke, Feb. 7, 2006
 35 by Len Bias, Maryland, Feb. 20, 1986

MOST POINTS IN AN ACC TOURNAMENT GAME

37 by Randolph Childress, Wake Forest, March 12, 1995

MOST POINTS IN AN NCAA TOURNAMENT GAME

36 by Bryce Cotton, Providence, March 21, 2014 in San Antonio
 36 by Harold Arceneaux, Weber State, March 11, 1999 in Seattle
 36 by Rick Mount, Purdue, March 20, 1969

MOST POINTS IN THE DEAN E. SMITH CENTER

37 by Lionel Simmons, LaSalle, Jan. 9, 1988

MOST POINTS IN CHAPEL HILL

41 by Doug Grayson, Kent State, Dec. 6, 1967 (Carmichael Auditorium)

MOST POINTS IN NORTH CAROLINA

47 by Rich Yunkus, Georgia Tech, Feb. 14, 1970 in Charlotte

MOST FIELD GOALS

21 by Anthony Roberts, Oral Roberts, Dec. 27, 1976 in Portland, Ore. (21x38)
 20 by Luther Burden, Utah, Dec. 28, 1974 in Greensboro (20x29)
 19 by Dick Groat, at Duke, Feb. 29, 1952
 18 by Malik Monk, Kentucky, Dec. 17, 2016 in Las Vegas (18x28)
 18 by Doug Grayson, Kent State, Dec. 6, 1967
 18 by Buzzy Wilkinson, at Virginia, Feb. 8, 1954

CONSECUTIVE FIELD GOALS MADE

16 by Doug Grayson, Kent State, Dec. 6, 1967 *NCAA Record*

HIGHEST FIELD GOAL PERCENTAGE (min. 15 made)

.947 by Doug Grayson, Kent State, Dec. 6, 1967 (made 18x19)

HIGHEST THREE-POINT FIELD GOAL PERCENTAGE (min. 5 attempts)

1.000 by Allerik Freeman, NC State, Jan. 27, 2018 (7x7)
 1.000 by John Mooney, Notre Dame, Feb. 12, 2018 (6x6)
 1.000 by Ithiel Horton, Pittsburgh, Feb. 16, 2022 (5x5)
 1.000 by Geoff Brewer, Florida State, Feb. 24, 1996 (5x5)
 1.000 by Jordan Swing, UAB (Dec. 1, 2012) (5x5)

MOST THREE-POINT GOALS

10 by Kyle McAlarney, Notre Dame, Nov. 26, 2008 in Maui (10x18)
 9 by Grayson Flittner, Gardner-Webb, Nov. 23, 2009 (9x16)
 9 by Drew Barry, Georgia Tech, Feb. 10, 1996 (9x17)
 *9 by Randolph Childress, Wake Forest, March 12, 1995 in Greensboro (9x17)
 9 by Dennis Scott, Georgia Tech, Jan. 28, 1989 (9x18)
 8 by 15 players (last: Malik Monk, Kentucky, Dec. 17, 2016 in Las Vegas)

MOST FREE THROWS MADE (SINCE 1972)

23 by Tyree Appleby at Wake Forest, Feb. 7, 2023 (23x28)
 17 by Zaban Dowell, Virginia Tech, Feb. 13, 2007 (OT) (17x19)
 *15 by Jerian Grant, Notre Dame, March 14, 2015 (15x18) in Greensboro
 14 by Jerry Schollenberg, Wake Forest, Jan. 2, 1976 (14x14) in Greensboro
 14 by Chris Redding at Duke, Jan. 22, 1972 (14x15)
 13 by Walt Williams at Maryland, Jan. 10, 1990 (13x14)
 *13 by Leroy McDonald, Wake Forest, March 2, 1978 (13x14) in Greensboro
 13 by Jeff Teague at Wake Forest, Jan. 11, 2009 (13x15)
 13 by Toney Douglas at Florida State, Jan. 28, 2009 (13x14)
 12 several times, latest: by Jake LaRivia at Wake Forest, Jan. 2, 2022 (12x15)

MOST FREE THROWS ATTEMPTED (SINCE 1972)

28 by Tyree Appleby at Wake Forest, Feb. 7, 2023 (23x28)
 19 by Zaban Dowell, Virginia Tech, Feb. 13, 2007 (OT) (17x19)
 *18 by Jerian Grant, Notre Dame, March 14, 2015 (15x18) in Greensboro
 17 by Andrew Harrison, Kentucky, Dec. 14, 2013 (10x17)
 16 by Trey McGinness at Pittsburgh, Jan. 5, 2019 (10x16)
 16 by Robert Hite at Miami, Jan. 14, 2006 (12x16)
 16 by Obinna Ekezie, Maryland, Jan. 8, 1997 (9x16)
 16 by Terrance Jacobs, Towson State, Nov. 30, 1991 (12x16)
 16 by Bryant Stith at Virginia, Feb. 19, 1992 (11x16)
 15 several times, latest: by Jake LaRivia at Wake Forest, Jan. 2, 2022 (12x15)

1.000 FREE THROW PERCENTAGE (SINCE 1972) (min. 10 att.)

1.000 by Jerry Schellenberg, Jan. 2, 1976 (14x14) in Greensboro
 ^1.000 by Tyler Dorsey, Oregon, April 1, 2017 (12x12) in Phoenix
 1.000 by Tyus Jones, Duke, March 7, 2015 (12x12)
 *1.000 by Sean Singletary, Virginia, March 10, 2006 (12x12) in Greensboro
 1.000 by John Lowenhaupt, William and Mary, Dec. 7, 1977 (11x11)
 1.000 by Tre Jones at Duke, March 7, 2020 (10x10)
 *1.000 by Luke Kennard, Duke, March 10, 2017 (10x10) in Brooklyn
 1.000 by Aaron White, Iowa, Dec. 3, 2014 (10x10)
 1.000 by Trevor Lacey at NC State, Jan. 14, 2015 (10x10)
 1.000 by Rakeem Christmas, Syracuse, Jan. 26, 2015 (10x10)
 1.000 by Malcolm Delaney, Virginia Tech, March 4, 2009 (10x10)
 1.000 by Jarrett Jack, Georgia Tech, Jan. 12, 2005 (10x10)
 ^1.000 by Maurice Ager, Michigan State, April 2, 2005 (10x10) in St. Louis
 1.000 by Tony Akins, Georgia Tech, Feb. 2, 2002 (10x10)
 1.000 by Kenny Inge, NC State, Feb. 21, 1998 (10x10)
 1.000 by Petey Sessons, Old Dominion, Dec. 1, 1992 (10x10)
 1.000 by Chris Gaines at Hawai'i, Nov. 28, 1986 (10x10)

^1.000 by Herbert Crook, Louisville, March 20, 1986 (10x10) in Houston
1.000 by Joe Kleine, Arkansas, Feb. 12, 1984 (10x10) in Pine Bluff, Ark.

MOST REBOUNDS (20 OR MORE)

24 by Art Heyman at Duke, Feb. 23, 1963
24 by Ronnie Shavlik at NC State, Dec. 31, 1955
23 by Ronnie Shavlik at NC State, Feb. 21, 1956
23 by Ronnie Shavlik, NC State, Feb. 21, 1953
*22 by Robert Martell, Virginia, March 3, 1960 in Raleigh
22 by Bob Hoitsma, William and Mary, Jan. 8, 1957
*21 by Talib Zanna, Pittsburgh, March 14, 2015 in Greensboro
21 by Dale Davis at Clemson, Feb. 1, 1989
21 by Walt Sahn, at Notre Dame, Jan. 5, 1963
^20 by Jared Homan, Iowa State, March 20, 1995 in Charlotte
*20 by Tim Duncan, Wake Forest, March 12, 1995, in Greensboro
20 by Dick Long, Seton Hall, Dec. 29, 1953 in Raleigh

MOST ASSISTS

17 by Kenny Anderson at Georgia Tech, Feb. 1, 1990
17 by Muggsy Bogues, Wake Forest, Feb. 8, 1986
15 by Muggsy Bogues, Wake Forest, Jan. 22, 1987 in Greensboro
14 by Steve Blake at Maryland, Jan. 9, 2002
14 by Kevin Billerman, Duke, March 2, 1974

MOST STEALS

9 by Johnny Rhodes, Maryland, Feb. 6, 1996
8 by Ashton Hagans, Kentucky, Dec. 22, 2018 in Chicago
8 by Juan Dixon at Maryland, Jan. 9, 2002
8 by Kurk Lee, Towson State, Dec. 12, 1988 in Hershey, Pa.
7 by Andy Rautins, Syracuse, Nov. 20, 2009, in New York City
7 by Rakim Sanders, Boston College, Jan. 4, 2009
7 by Ishua Benjamin, NC State, Feb. 21, 1998
7 by Kenny Brooks, James Madison, Nov. 24, 1989 in Lahaina, Maui

MOST BLOCKED SHOTS

10 by Dikembe Mutumbo, Georgetown, Dec. 7, 1989 in East Rutherford, N.J.
8 by Dereck Lively II at Duke, Feb. 4, 2023
8 by Kerry Trotter at Marquette, Jan. 19, 1986
8 by Tree Rollins at Clemson, Jan. 29, 1977
7 by Manny Bates, NC State, Jan. 23, 2021
7 by James Jones at Miami (Fla.), Jan. 4, 2003
7 by Tim Duncan at Wake Forest, Jan. 28, 1995
7 by Sharone Wright, Clemson, Feb. 17, 1993

TEAMS WITH WINNING RECORD VS. UNC (multiple games)

Opponent	UNC vs.	UNC Win Pct.	Last played
West Virginia	0-5	.000	1965-66
Army	0-3	.000	1934-35
Iowa	1-4	.200	2020-21
Texas	3-9	.250	2020-21
Navy	6-14	.300	1997-98
Dayton	1-2	.333	2009-10
Indiana	6-10	.475	2022-23
George Washington	4-6	.400	1993-94
NYU	7-10	.412	1966-67
Georgetown	4-5	.444	2006-07

MOST WINS BY UNC VS. OPPONENT

164 vs. NC State
164 vs. Wake Forest
143 vs. Duke
135 vs. Clemson
134 vs. Virginia
123 vs. Maryland
72 vs. Georgia Tech
72 vs. Virginia Tech
67 vs. Davidson
57 vs. South Carolina

MOST WINS BY OPPONENT VS. UNC

117 by Duke
80 by NC State
69 by Wake Forest
62 by Virginia
57 by Maryland

MOST CONSECUTIVE WINS BY UNC VS. AN OPPONENT

33 vs. VMI (1922-1996)
25 vs. Clemson (1952-1963)
23 vs. Guilford (1914-1948)
20 vs. Georgia Tech (1971-1984)
19 vs. The Citadel (1940-1991)
19 vs. Wake Forest (1927-1936)

MOST CONSECUTIVE WINS BY OPPONENT VS. UNC

15 by NC State (1947-1952)
9 by NC State (1972-1975)
8 by Virginia (1911-1915)
8 by Duke (1951-1954)
7 by Virginia (2017-21)
7 by Duke (1962-1964)

CONSECUTIVE WINS IN CHAPEL HILL BY NON-ACC OPPONENT (since ACC began in 1953-54)

Wofford Dec. 20, 2017 and Dec. 15, 2019
Iowa Jan. 7, 1989 and Dec. 3, 2014
Kentucky Dec. 2, 2000 and Dec. 7, 2002
Virginia Tech Jan. 18, 1964 (OT) and Feb. 12, 1966

MOST GAMES PLAYED VS. OPPONENT

260 vs. Duke
244 vs. NC State
233 vs. Wake Forest
196 vs. Virginia
180 vs. Maryland

* ACC Tournament

^ NCAA Tournament

~ NIT



HOME ARENAS



BYNUM GYM (79 games)

Years: 1911-1923

First Game: Jan. 27, 1911 – Carolina 42, Virginia Christian 21

Record: 64-15 (.810)

Named for: William P. Bynum, grandson of North Carolina Supreme Court judge William P. Bynum, who funded the gymnasium

Today: Bynum Hall, an administrative building that includes the cashier's office, dean of the graduate school and University counsel

INDOOR ATHLETIC COURT (150 games)

(known as the "Tin Can")

Years: 1924-1938

First Game: Jan. 8, 1924 – Carolina 34, Mercer 23

UNC Record: 130-20 (.867)

Today: Fetzer Gymnasium, used by UNC Athletics and the Department of Exercise and Sports Science

WOOLLEN GYM (265 games)

Years: 1939-1965

First Game: Jan. 2, 1939 – Carolina 57, Atlantic Christian 19

UNC Record: 210-55 (.792)

Named for: Charles T. Woollen, University business manager

Today: home of UNC's Department of Exercise and Sports Science

CARMICHAEL AUDITORIUM (191 games)

Years: 1965-1986, 2010, 2020

First Game: Dec. 4, 1965 – Carolina 82, William and Mary 68

UNC Record: 170-21 (.890)

Named for: William D. (Billy) Carmichael, University comptroller and vice-president of the consolidated university who played at UNC from 1917-20

Today: home of Carolina women's basketball, gymnastics, volleyball and wrestling

DEAN E. SMITH STUDENT ACTIVITIES CENTER (549 games)

Years: 1986 to present

First Game: Jan. 18, 1986 – Carolina 95, Duke 92

UNC Record: 463-86 (.843)

Named for: Hall of Fame UNC basketball coach Dean Smith

The 2023-24 season is the 39th in which UNC is playing in the Smith Center

Wins by Home Arena (1,037-197 record in Chapel Hill)

463 – Dean E. Smith Center

210 – Woollen Gym

170 – Carmichael Auditorium

130 – Indoor Athletic Court

64 – Bynum Gym

Percentage by Home Arenas

.890 – Carmichael Auditorium

.867 – Indoor Athletic Court

.843 – Dean E. Smith Center

.810 – Bynum Gym

.792 – Woollen Gym

Games in Home Arenas (1,234 total)

549 – Dean E. Smith Center

265 – Woollen Gym

191 – Carmichael Auditorium

150 – Indoor Athletic Court

79 – Bynum Gym

Seasons Played in Home Arena

38 – Dean E. Smith Center (first game on Jan. 18, 1986)

26 – Woollen Gym (1938-39 through 1964-65)

21 – Carmichael Auditorium (1965-66 through Jan. 4, 1986)

15 – Indoor Athletic Court (1923-24 through 1937-38)

13 – Bynum Gym (1910-11 through 1922-23)

Undefeated Home Records

16-0 – 2016-17 (15-0 at Smith Center, 1-0 at Greensboro Coliseum)

15-0 – 2004-05, 2010-11

13-0 – 1986-87

12-0 – 1992-93

11-0 – 1937-38

10-0 – 1923-24, 1925-26, 1927-28, 1955-56, 1977-78

9-0 – 1934-35, 1968-69, 1970-71, 1971-72, 1978-79, 1983-84

8-0 – 1956-57

7-0 – 1917-18, 1920-21, 1922-23, 1960-61

6-0 – 1958-59

TAR HEELS IN THE SMITH CENTER

Year	Overall Record	ACC Record	Non-ACC Record
1985-86	6-1	5-1	1-0
1986-87	13-0	7-0	6-0
1987-88	9-2	6-1	3-1
1988-89	12-2	6-1	6-1
1989-90	11-2	5-2	6-0
1990-91	11-2	5-2	6-0
1991-92	13-2	6-2	7-0
1992-93	12-0	8-0	4-0
1993-94	14-1	7-1	7-0
1994-95	12-1	7-1	5-0
1995-96	9-3	5-3	4-0
1996-97	11-1	7-1	4-0
1997-98	12-1	7-1	5-0
1998-99	12-2	6-2	6-0
1999-00	7-5	5-3	2-2
2000-01	12-2	7-1	5-1
2001-02	6-9	3-5	3-4
2002-03	13-5	5-3	8-2
2003-04	12-2	6-2	6-0
2004-05	15-0	8-0	7-0
2005-06	13-4	5-3	8-1
2006-07	16-1	7-1	9-0
2007-08	14-2	6-2	8-0
2008-09	14-1	7-1	7-0
2009-10	13-5	3-5	10-0
2010-11	15-0	8-0	7-0
2011-12	17-1	7-1	10-0
2012-13	14-2	7-2	7-0
2013-14	15-3	8-1	7-2
2014-15	10-5	5-4	5-1
2015-16	15-1	8-1	7-0
2016-17	15-0	8-0	7-0
2017-18	12-3	7-2	5-1
2018-19	14-2	7-2	7-0
2019-20	7-7	4-6	3-1
2020-21	10-1	7-0	3-1
2021-22	15-2	8-2	7-0
2022-23	12-3	7-3	5-0
Totals	463-86 (.843)	240-68 (.779)	223-18 (.925)

Most Home Wins in a Season

17 in 2011-12 (17-1), Smith Center

16 in 2016-17 (16-0), 15-1 Smith Center, 1-0 Greensboro Coliseum

16 in 2006-07 (16-1), Smith Center

15 in 2021-22 (15-0), Smith Center

15 in 2015-16 (15-1), Smith Center

15 in 2013-14 (15-3), Smith Center

15 in 2010-11 (15-0), Smith Center

15 in 2004-05 (15-0), Smith Center

Most Home Losses in a Season

9 in 2001-02 (6-9), Smith Center

8 in 2019-20 (7-8), Smith Center (7-7), Carmichael Arena (0-1)

5 in 2014-15 (10-5), Smith Center

5 in 2009-10 (14-5), Smith Center

5 in 2002-02 (13-5), Smith Center

5 in 1999-2000 (7-5), Smith Center

5 in 1943-44 (7-5), Woollen Gym

5 in 1929-30 (7-5), Indoor Athletic Court

Research in 2020 led to the following corrections to UNC's home venue records

• changed Feb. 8, 1919 win over Wake Forest from a road game to Bynum Gym

• added a Dec. 13, 1919 win over Leaksville YMCA (Bynum Gym)

• changed Feb. 11, 1922 win over Elon from a road game to Bynum Gym

• changed Dec. 15, 1939 win over Lynn's Flash from Raleigh to Woollen Gym

• changed Jan. 2, 1940 win over Appalachian State from a road game to Woollen Gym

• changed Dec. 31, 1941 win over McCrary Eagles from a road game to Woollen Gym



SMITH CENTER RECORD VS. OPPONENTS



SCHOOL	UNC RECORD VS.
Akron	1-0
Alabama	1-0
UAB	2-0
Albany	1-0
Appalachian State	5-0
Arizona	1-0
Belmont	0-1
Bethune-Cookman	1-0
Binghamton	1-0
Boston College	8-3
Brown	1-0
Bucknell	1-0
Buffalo	2-0
Butler	1-0
California	1-0
UC Santa Barbara	2-0
Chattanooga	2-0
Central Florida	2-0
Charlotte	1-0
Cincinnati	1-0
The Citadel	3-0
Clemson	29-1
Cleveland State	2-0
Coastal Carolina	1-0
College of Charleston	4-0
Colorado	1-0
Colorado State	1-0
Connecticut	3-0
Cornell	2-0
Dartmouth	2-0
Davidson	6-1
Dayton	1-0
DePaul	2-0
Duke	20-18
East Carolina	2-0
East Tennessee State	2-0
Elon	3-0
Evansville	2-0
Fairfield	1-0
Florida Atlantic	2-0
FIU	2-0
Florida State	20-4
Furman	1-0
Gardner-Webb	6-0
George Mason	1-0
Georgetown	0-1
Georgia	3-0
Georgia Tech	27-5
Gonzaga	1-0
Hampton	1-1
Harvard	1-0
Hawai'i	1-0
High Point	1-0
Holy Cross	1-0
Houston	1-0
Howard	1-0
Illinois	0-1
Indiana	0-1
Iona	1-0
Iowa	0-2
Jacksonville	2-0
James Madison	1-0
Kent State	1-0
Kentucky	6-2
LaSalle	1-0
Lipscomb	1-0
Long Beach State	3-0
Louisville	5-1
Loyola, Chicago	1-0

SCHOOL	UNC RECORD VS.
Loyola, Maryland	1-0
Marquette	2-1
Marshall	2-0
Maryland	20-8
McNeese State	1-0
Miami (Fla.)	12-5
Michigan	2-0
Michigan State	1-1
Middle Tennessee State	2-0
Mississippi Valley State	1-0
Monmouth	2-0
Nevada	3-0
UNLV	1-0
Nicholls	2-0
UNC Asheville	7-0
North Carolina A&T	2-0
North Carolina Central	3-0
UNCG	2-0
NC State	30-7
UNCW	4-0
Northeastern	1-0
Northern Iowa	2-0
Northern Kentucky	1-0
Notre Dame	8-1
Oakland	1-0
Ohio State	2-1
Ohio University	0-1
Old Dominion	3-0
Oral Roberts	1-0
Penn	2-0
Penn State	1-0
Pepperdine	1-0
Pittsburgh	6-3
Presbyterian	1-0
Princeton	1-0
Purdue	1-0
Radford	1-0
Richmond	2-0
Robert Morris	1-0
Rutgers	4-0
Saint Francis (Pa.)	2-0
Saint Louis	1-0
San Diego State	1-0
Santa Clara	1-0
South Carolina State	1-0
Southern California	1-0
SMU	1-0
Stanford	2-0
Stetson	2-0
Syracuse	6-0
Temple	0-1
Tennessee	1-0
Tennessee State	1-0
Tennessee Tech	2-0
Texas	2-1
Texas A&M	1-0
Towson State	2-0
Tulane	2-0
Tulsa	1-0
UCLA	1-1
Valparaiso	2-0
Vanderbilt	1-0
Vermont	2-0
Villanova	2-0
Virginia	26-6
VMI	2-0
Virginia Tech	8-1
Wake Forest	25-5
Western Carolina	1-0



RJ DAVIS led both teams with 26 points in UNC's 80-69 win over NC State on 1/21/23. It was the Tar Heels' 30th win over the Wolfpack in the Smith Center, the most against any opponent.

SCHOOL	UNC RECORD VS.
Western Kentucky	1-0
William & Mary	3-0
Winthrop	1-0
Wisconsin	1-0
Wofford	1-1
Wyoming	1-0
Yale	1-0
Totals	463-86

Most Wins by UNC
 30 vs. NC State
 29 vs. Clemson
 27 vs. Georgia Tech
 26 vs. Virginia
 25 vs. Wake Forest

Most Wins by an Opponent
 18 by Duke
 8 by Maryland
 7 by NC State
 6 by Virginia
 5 by Georgia Tech
 5 by Miami
 5 by Wake Forest

Multiple Wins by Non-Conference Opponent
 2 by Iowa (UNC 0-2)
 2 by Kentucky (UNC 6-2)

2023-24 home opponents in bold



HOME RECORDS – ALL VENUES



MOST POINTS – UNC

129 vs. VMI, Dec. 17, 1994 (129-89) – Smith Center
 127 vs. Rice, Dec. 2, 1971 (127-69) – Carmichael Auditorium
 127 vs. Richmond, Dec. 8, 1965 (127-76) – Carmichael Auditorium
 122 vs. Miami, Dec. 6, 1986 (122-77) – Smith Center
 119 vs. Old Dominion, Dec. 1, 1992 (119-82) – Smith Center

LARGEST MARGIN IN A VICTORY

69 vs. Davidson, Feb. 7, 1945 (89-20) – Woollen Gym
 68 vs. UNC Asheville, Nov. 30, 2008 (116-48) – Smith Center
 68 vs. The Citadel, Feb. 18, 1991 (118-50) – Smith Center
 65 vs. Florida Southern, Dec. 1, 1969 (112-47) – Carmichael Auditorium

LARGEST MARGIN IN A VICTORY, ACC GAME

51 vs. NC State, Jan. 8, 2017 (107-56) – Smith Center
 48 vs. Florida State, Jan. 24, 1998 (103-55) – Smith Center
 46 vs. NC State, Feb. 6, 1993 (104-58) – Smith Center
 45 vs. Louisville, Feb. 20, 2021 (99-54) – Smith Center
 45 vs. Virginia, March 1, 2006 (99-54) – Smith Center

LARGEST MARGIN IN A DEFEAT

40 vs. NC State, Feb. 19, 1949 (39-79) – Woollen Gym

FEWEST POINTS SCORED

14 vs. Duke, Feb. 1, 1930 (14-36) – Indoor Athletic Court

FEWEST POINTS SCORED IN ACC ERA (1953-54 to present)

44 vs. Wake Forest, Jan. 8, 1958 (44-34) – Woollen Gym

FEWEST POINTS SCORED IN SHOT CLOCK ERA (1985-86 to present)

46 vs. NC State, Feb. 24, 2015 (46-58) – Smith Center
 48 vs. Boston College, Feb. 19, 2011 (48-46) – Smith Center
 49 vs. Ohio State, Dec. 4, 2019 (49-74) – Smith Center

MOST POINTS SCORED IN A HALF

77 vs. VMI, Dec. 17, 1994 (1st half: UNC led 77-42) – Smith Center
 72 vs. Miami, Dec. 6, 1986 (1st) – Smith Center
 70 vs. Clemson, Jan. 28, 1987 (2nd) – Smith Center
 70 vs. Rice, Dec. 2, 1971 (1st) – Carmichael Auditorium
 70 vs. South Carolina, Feb. 7, 1966 (2nd) – Carmichael Auditorium
 70 vs. William and Mary, Feb. 7, 1956 (2nd) – Woollen Gym

LARGEST HALFTIME LEAD

47 vs. Florida Atlantic, Dec. 19, 2006 (UNC led 65-18) – Smith Center

MOST FIELD GOALS MADE

53 vs. VMI, Dec. 17, 1994 (53x80) – Smith Center
 52 vs. Rice, Dec. 12, 1971 (52x76) – Carmichael Auditorium
 52 vs. Richmond, Dec. 8, 1965 (52x83) – Carmichael Auditorium
 51 vs. Howard, Nov. 29, 1975 (51x82) – Carmichael Auditorium
 51 vs. Virginia, Feb. 6, 1968 (51x101) – Carmichael Auditorium

HIGHEST FIELD GOAL PERCENTAGE

.754 vs. Old Dominion, Dec. 1, 1992 (43x57) – Smith Center
 .750 vs. Dartmouth, Dec. 21, 1983 (45x60) – Carmichael Auditorium
 .736 vs. Wake Forest, Feb. 8 1986 (39x53) – Smith Center
 .727 vs. East Tennessee State, Dec. 1, 1970 (40x55)
 .720 vs. Virginia, Jan. 8, 1977 (36x50) – Carmichael Auditorium

LOWEST FIELD GOAL PERCENTAGE

.274 vs. Ohio State, Dec. 4, 2019 (17x62) – Smith Center
 .279 vs. Iowa, Dec. 3, 2014 (19x68) – Smith Center
 .281 vs. Duke, Feb. 4, 1955 (16x57) – Woollen Gym
 .290 vs. Maryland, Dec. 18, 1954 (18x62) – Woollen Gym
 .291 vs. Boston College, Jan. 26, 2022 (16x55) – Smith Center

MOST THREE-POINT FIELD GOALS MADE

17 vs. Florida State, Jan. 25, 1995 (17x25) – Smith Center
 16 vs. Virginia Tech, Jan. 21, 2019 (16x34) – Smith Center
 16 vs. Western Carolina, Dec. 6, 2017 (16x22) – Smith Center
 16 vs. Maryland, Feb. 3, 2009 (16x25) – Smith Center
 16 vs. North Carolina A & T, Dec. 27, 2001 (16x33) – Smith Center

MOST POINTS

49 Bobby Lewis vs. Florida State, Dec. 16, 1965 – Carmichael Auditorium
 48 Billy Cunningham vs. Tulane, Dec. 10, 1964 – Carmichael Auditorium
 47 Lennie Rosenbluth vs. Furman, Dec. 3, 1956 – Woollen Gym
 45 Lennie Rosenbluth vs. William & Mary, Feb. 7, 1956 – Woollen Gym
 45 Lennie Rosenbluth at Clemson, Jan. 14, 1956 – Woollen Gym
 45 George Glamack vs. Clemson, Feb. 10, 1941 – Woollen Gym

MOST THREE-POINTERS MADE

8 Rashad McCants vs. Clemson, March 2, 2004 – Smith Center
 8 Dante Calabria vs. Florida State, Jan. 25, 1995 – Smith Center
 7 Coby White vs. Miami, Feb. 9, 2019 – Smith Center
 7 Justin Jackson vs. Davidson, Dec. 7, 2016 – Smith Center
 7 Wayne Ellington vs. Maryland, Feb. 3, 2009 – Smith Center
 7 Wayne Ellington vs. Miami, Jan. 17, 2009 – Smith Center
 7 Hubert Davis vs. Florida State, Dec. 15, 1991 – Smith Center

MOST FREE THROWS MADE

20 Tyler Zeller vs. Maryland, Feb. 29, 2012
 17 Garrison Brooks vs. Georgia Tech, Jan. 4, 2020
 17 Tyler Hansbrough vs. Clemson, Feb. 10, 2008
 17 Lennie Rosenbluth vs. Duke, Feb. 4, 1955

MOST REBOUNDS

30 Rusty Clark vs. Maryland, Feb. 21, 1968 – Carmichael Auditorium
 28 Billy Cunningham vs. Maryland, Jan. 13, 1964 – Woollen Gym
 27 Billy Cunningham vs. Clemson, Feb. 16, 1963 – Woollen Gym
 25 Billy Cunningham vs. Tulane, Dec. 10, 1964 – Woollen Gym
 25 Billy Cunningham vs. South Carolina, Feb. 15, 1964 – Woollen Gym
 25 Billy Cunningham vs. Virginia Tech, Jan.18, 1964 – Woollen Gym
 25 Lennie Rosenbluth vs. Virginia, Jan. 11, 1955 – Woollen Gym
 25 Lennie Rosenbluth vs. South Carolina, Dec. 9, 1954 – Woollen Gym

MOST ASSISTS

18 Raymond Felton vs. George Mason, Dec. 7, 2003 – Smith Center
 17 Jeff Lebo vs. UT Chattanooga, Nov. 18, 1988 – Smith Center
 16 Kendall Marshall vs. Long Beach State, Dec. 10, 2011 – Smith Center
 16 Kendall Marshall vs. Florida State, Feb. 6, 2011 – Smith Center
 15 Kendall Marshall vs. Tennessee State, Nov. 22, 2011 – Smith Center



DEAN E. SMITH CENTER RECORDS



Records set in UNC regular season or NIT games, except where *italicized* for games played in the 1988 NCAA Tournament that did not involve UNC (which are listed in this section under opponent records)

MOST POINTS BY UNC

129 vs. VMI, Dec. 17, 1994
122 vs. Miami (Fla.), Dec. 6, 1986
119 vs. Old Dominion, Dec. 1, 1992
118 vs. The Citadel, Feb. 18, 1991
118 vs. East Tennessee State, Feb. 18, 1987

MOST OPPONENTS POINTS

119 by Wake Forest, Dec. 20, 2003 (30T)
99 by NC State, Feb. 22, 1992
98 by Duke, Feb. 8, 2020 (OT)
98 by Kentucky, Dec. 7, 2002
98 by Iowa, Jan. 7, 1989

FEWEST POINTS BY UNC

46 vs. NC State, Feb. 24, 2015
48 vs. Boston College, Feb. 19, 2011
49 vs. Ohio State, Dec. 4, 2019
50 vs. Princeton, Dec. 13, 1997
53 vs. Duke, March 9, 2013

FEWEST OPPONENTS POINTS

39 by Clemson, Feb. 16, 1995
41 by Virginia, Feb. 18, 2017
42 by Northern Iowa, Dec. 21, 2016
42 by NC Central, Nov. 11, 2009
42 by Princeton, Dec. 13, 1997
42 by Central Florida, Dec. 2, 1989

MOST COMBINED POINTS

233 vs. Wake Forest, Dec. 20, 2003 (114-119) (30T)
218 vs. VMI, Dec. 17, 1994 (129-89)
201 vs. Old Dominion, Dec. 1, 1992 (119-82)
209 vs. NC State, Feb. 5, 2019 (113-96)
199 vs. Maryland, Feb. 3, 2009 (108-91)
199 vs. Miami, Dec. 6, 1986 (122-77)

FEWEST COMBINED POINTS

92 vs. Princeton, Dec. 13, 1997 (50-42)
94 vs. Boston College, Feb. 19, 2011 (48-46)
104 vs. NC State, Feb. 24, 2015 (46-58)
105 vs. Boston College, Jan. 26, 2022 (58-47)
105 vs. Clemson, Feb. 16, 1995 (66-39)

MOST POINTS IN A HALF BY UNC

77 vs. VMI, Dec. 17, 1994 (1st half)
72 vs. Miami (Fla.), Dec. 6, 1986 (1st half)
68 vs. George Mason, Dec. 4, 2003 (2nd half)
67 vs. UAB, Dec. 1, 2012 (2nd half)
66 vs. UT Chattanooga, Nov. 18, 1988 (2nd half)

FEWEST POINTS IN A HALF BY UNC

18 vs. NC State, Feb. 24, 2015 (1st half)
18 vs. Wake Forest, Jan. 27, 1996 (1st half)
20 vs. Maryland, Jan. 19, 2013 (2nd half)
21 vs. Princeton, Dec. 13, 1997 (1st half)
21 vs. Boston College, Feb. 19, 2011 (1st half)

MOST OPPONENTS POINTS IN A HALF

61 by East Carolina, Dec. 15, 2012 (2nd half)
58 by Kentucky, Dec. 7, 2002 (2nd half)
57 by Long Beach State, Dec. 11, 2010 (2nd half)
56 by NC State, Feb. 5, 2019 (2nd half)
56 by Clemson, Jan. 16, 2016 (2nd half)
56 by Rhode Island vs. Syracuse, March 19, 1988 (NCAA 2nd Rd.) (1st half)

FEWEST OPPONENTS POINTS IN A HALF

12 by East Tennessee State, Dec. 8, 2012 (1st half)
13 by NC State, Jan. 12, 2008 (1st half)
14 by UNCG, Dec. 7, 2013 (1st half)
14 by Clemson, Feb. 16, 1995 (1st half)
16 by Boston College, Jan. 26, 2022 (2nd half)
16 by Northern Iowa, Dec. 21, 2016 (2nd half)
16 by Clemson, Jan. 26, 1997 (1st half)

FEWEST COMBINED POINTS IN A HALF

39 – Jan. 26, 1997 vs. Clemson (UNC 23, Clemson 16, first half)
41 – Jan. 26, 2022 vs. Boston College (UNC 25, BC 15, 2nd half)
41 – Feb. 19, 2011 vs. Boston College (UNC 21, BC 20, 1st half)
42 – Dec. 13, 1997 vs. Princeton (UNC 21, Princeton 21, 1st half)
47 – Feb. 24, 2015 vs. NC State (NC State 29, UNC 18, 1st half)
47 – Nov. 14, 2014 vs. NC Central (UNC 28, NCCU 19, 1st half)
47 – Feb.16, 1995 vs. Clemson (UNC 33, Clemson 14, 1st half)

LARGEST HALFTIME LEAD BY UNC

47 vs. Florida Atlantic, Dec. 19, 2006 (65-18)
41 vs. The Citadel, Feb. 18, 1991 (62-21)
38 vs. Florida State, Feb. 12, 2022 (62-24)
38 vs. Gardner-Webb, Nov. 19, 2006 (57-19)
37 vs. Oakland, Nov. 8, 2013 (58-21)

LARGEST HALFTIME LEAD BY UNC IN AN ACC GAME

38 vs. Florida State, Feb. 12, 2022 (62-24)
33 vs. NC State, Jan. 8, 2017 (56-23)
30 vs. NC State, Jan.12, 2008 (43-13)
30 vs. Florida State, Jan. 24, 1998 (58-28)

LARGEST OPPONENTS SCORING MARGIN IN A HALF

23 by Ohio State, Dec. 4, 2019 (outscored UNC 22-45, 2nd half)
22 by Maryland, Jan. 8, 1997 (outscored UNC 25-47, 2nd half)
22 by Temple, Feb. 21, 1988 (outscored UNC 27-49, 2nd half)
20 by Georgia Tech, Jan. 4, 2020 (outscored UNC 27-47, 1st half)
20 by Kentucky, Dec. 7, 2002 (outscored UNC 38-58, 2nd half)

LARGEST OPPONENTS HALFTIME LEAD

20 by Georgia Tech, Jan. 4, 2020 (27-47)
18 by Duke, March 9, 2013 (24-42)
17 by Pittsburgh, Feb. 16, 2022 (23-40)
17 by Maryland, Feb. 10, 2002 (30-47)
17 by Duke, Feb. 3, 2000 (24-41)
17 by Florida State, Jan. 27, 1993 (28-45)
17 by Duke vs. SMU, March 19, 1988 (NCAA 2nd Rd.) (52-35)

LARGEST HALFTIME LEAD BY OPPONENTS IN A UNC WIN

17 by Florida State, Jan. 27, 1993 (UNC trailed 28-45, won 82-77)
15 by Wake Forest, Feb. 8, 1992 (UNC trailed 33-48, won 80-78)
14 by Wake Forest, Jan. 27, 1996 (UNC trailed 18-32, won 74-60)
13 by Georgia Tech, Feb. 15, 2006 (UNC trailed 42-55, won 82-75)
12 by Florida State, Feb. 27, 2021 (UNC trailed 29-41, won 78-70)
12 by Duke, Jan. 31, 1996 (UNC trailed 30-42, won 73-72)

LARGEST HALFTIME LEAD BY UNC IN A LOSS

12 vs. Maryland, Jan. 8, 1997 (UNC led 50-38, lost 75-85)
11 vs. Georgia Tech, Jan. 27, 1991 (UNC led 45-34, lost 86-88)
10 vs. Clemson, Jan. 11, 2020 (UNC led 39-29, lost 76-79 in OT)
9 vs. Duke, Feb. 8, 2020 (UNC led 44-35, lost 96-98 in OT)
9 vs. Pittsburgh, Jan. 8, 2020 (UNC led 37-28, lost 65-73)

UNC WHEN LEADING, TRAILING AND TIED AT THE HALF

... 385-18 when leading at the half
... 65-62 when trailing at the half
... 13-6 when tied at the half

18 UNC losses when leading at halftime:

Duke, Feb. 8, 2020 (UNC led 44-35, lost 96-98 in OT)
Clemson, Jan. 11, 2020 (UNC led 39-29, lost 76-79 in OT)
Pittsburgh, Jan. 8, 2020 (UNC led 37-28, lost 65-73)
NC State, Jan. 27, 2018 (UNC led 41-38, lost 91-95 in OT)
Duke, Feb. 17, 2016 (UNC led 46-42, lost 73-74)
Duke, March 7, 2015 (UNC led, 33-31, lost 77-84)
Virginia, Feb. 2, 2015 (UNC led 33-32, lost 64-75)
Miami, Jan. 10, 2013 (UNC led 32-30, lost 59-68)
Duke, Feb. 8, 2012 (UNC led 43-40, lost 84-85)
Virginia Tech, Feb. 13, 2007 (UNC led 34-30, lost 80-81 in OT)
Miami, Jan. 14, 2006 (UNC led 31-30, lost 70-81)
Kentucky, Dec. 7, 2002 (UNC led 43-40, lost 81-98)
Maryland, Jan. 13, 1999 (UNC led 43-42, lost 76-89)
Maryland, Jan. 8, 1997 (UNC led 50-38, lost 75-85)
Georgia Tech, Feb. 12, 1994 (UNC led 48-41, lost 89-96)
Georgia Tech, Jan. 27, 1991 (UNC led 45-34, lost 86-88)
Temple, Feb. 21, 1988 (UNC led 39-34, lost 66-83)
Maryland, Feb. 20, 1986 (UNC led 37-32, lost 72-77 in OT)



MARCUS PAIGE scored 11 of Carolina's 18 overtime points in a 12/21/13 win over Davidson. The 18 points are the most the Tar Heels have scored in an overtime period in the Smith Center.

LARGEST MARGIN OF VICTORY BY UNC

- 68 vs. The Citadel, Feb. 18, 1991 (118-50)
- 68 vs. UNC Asheville, Nov. 30, 2008 (116-48)
- 53 vs. East Tennessee State, Feb. 18, 1987 (118-65)
- 53 vs. Cleveland State, Nov. 22, 2005 (112-55)
- 53 vs. Gardner-Webb, Nov. 19, 2006 (103-50)
- 53 vs. Florida Atlantic, Dec. 19, 2006 (105-52)

MOST POINTS IN A LOSS BY UNC

- 114 vs. Wake Forest, Dec. 20, 2003 (114-119) (3OT)
- 97 vs. Iowa, Jan. 7, 1989 (97-98)
- 96 vs. Duke, Feb. 8, 2020 (96-98) (OT)
- 94 vs. NC State, Feb. 22, 1992 (94-99)
- 91 vs. NC State, Jan. 27, 2018 (91-95) (OT)

LARGEST MARGIN OF DEFEAT FOR UNC

- 29 vs. Duke, Jan. 31, 2002 (58-87)
- 25 vs. Ohio State, Dec. 4, 2019 (49-74)
- 22 vs. Wake Forest, Jan. 5, 2002 (62-84)
- 21 vs. Louisville, Jan. 12, 2019 (62-83)
- 20 vs. Duke, Feb. 5, 2022 (67-87)
- 20 vs. Duke, Feb. 27, 1999 (61-81)

MOST POINTS IN AN OVERTIME PERIOD BY UNC

- 18 vs. Davidson, Dec. 21, 2013 (UNC won, 97-85)
- 17 vs. Virginia Tech, Feb. 2, 2013 (UNC won, 72-60)
- 16 vs. Wake Forest, Dec. 20, 2003 (first OT) (Wake Forest won, 114-119, in 3OT)
- 15 vs. Syracuse, Feb. 28, 2022 (UNC won, 88-79)
- 13 vs. Duke, Feb. 3, 2000 (Duke won, 86-90)

FEWEST POINTS IN AN OVERTIME PERIOD BY UNC

- 2 vs. Wake Forest, Dec. 20, 2003 (second OT) (Wake Forest won, 114-119, in 3 OT)
- 3 vs. Georgia Tech, Feb. 10, 1996 (Georgia Tech won, 83-92)
- 3 vs. Maryland, Feb. 20, 1986 (Maryland won, 72-77)
- 5 vs. NC State, Feb. 25, 2003 (NC State won, 67-75)
- 5 vs. Virginia, Feb. 8, 1987 (UNC won, 74-73)

MOST OPPONENTS POINTS IN AN OVERTIME PERIOD

- 17 by Duke, Feb. 3, 2000 (Duke won, 86-90)
- 16 by Wake Forest, Dec. 20, 2003 (first OT) (Wake Forest won, 114-119, in 3OT)
- 14 by Duke, Feb. 8, 2020 (Duke won, 96-98)
- 13 by Wake Forest, Dec. 20, 2003 (third OT) (Wake Forest won, 114-119, in 3OT)
- 13 by NC State, Feb. 25, 2003 (NC State won, 67-75)

FEWEST OPPONENTS POINTS IN AN OVERTIME PERIOD

- 2 by Wake Forest, Dec. 20, 2003 (second OT) (Wake Forest won, 114-119, in 3OT)
- 3 by Clemson, Feb. 10, 2008 (second OT) (UNC won, 103-93)
- 4 by Virginia, Feb. 8, 1987 (UNC won, 74-73)
- 5 by Virginia Tech, Feb. 2, 2013 (UNC won, 72-60)
- 6 by Syracuse, Feb. 28, 2022 (UNC won 88-79)
- 6 by Davidson, Dec. 21, 2013 (UNC won, 97-85)
- 6 by Wake Forest, Feb. 23, 1999 (UNC won, 68-65)

LARGEST MARGIN OF VICTORY BY UNC IN OVERTIME

- 12 vs. Davidson, Dec. 21, 2013 (UNC won, 97-85)
- 12 vs. Virginia Tech, Feb. 2, 2013 (UNC won, 72-60)

LARGEST MARGIN OF VICTORY BY OPPONENTS IN OVERTIME

- 9 by Georgia Tech, Feb. 10, 1996 (Georgia Tech won, 83-92)

MOST COMBINED POINTS IN AN OVERTIME PERIOD

- 30 by Duke (17) and UNC (13), Feb. 3, 2000 (Duke won, 86-90)

FEWEST COMBINED POINTS IN AN OVERTIME PERIOD

- 4 by UNC (2) and Wake Forest (2) in second OT, Dec. 20, 2003 (Wake Forest won, 114-119, in triple OT)

MOST FIELD GOALS BY UNC

- 53 vs. VMI, Dec. 17, 1994
- 48 vs. The Citadel, Feb. 18, 1991
- 47 vs. East Tennessee State, Feb. 18, 1987
- 47 vs. Miami, Dec. 6, 1986
- 46 vs. Marshall, Jan. 2, 1994
- 46 vs. Cornell, Dec. 1, 1991
- 46 vs. Nevada, Feb. 21, 1989

MOST OPPONENTS FIELD GOALS

- 46 by Wake Forest, Dec. 20, 2003 (3OT)
- 40 by Clemson, Feb. 10, 2008 (2OT)
- 40 by Iowa, Jan. 7, 1989
- 39 by Syracuse vs. Rhode Island, March 19, 1988 (NCAA 2nd Rd.)
- 38 by Georgia Tech, Jan. 27, 1991
- 37 by Long Beach State, Dec. 11, 2010
- 37 by Duke, Jan. 31, 2002
- 37 by NC State, Feb. 22, 1992

FEWEST FIELD GOALS BY UNC

- 16 vs. Boston College, Jan. 26, 2022
- 17 vs. Duke, March 4, 2023
- 17 vs. Ohio State, Dec. 4, 2019
- 18 vs. Florida State, Feb. 8, 2003
- 18 vs. Davidson, Nov. 20, 2001
- 18 vs. Louisville, Dec. 17, 1998
- 18 vs. Clemson, Jan. 26, 1997
- 18 vs. Virginia, Feb. 19, 1994

FEWEST OPPONENTS FIELD GOALS

- 14 by Boston College, Feb. 19, 2011
- 14 by NC Central, Nov. 11, 2009
- 14 by Virginia Tech, Feb. 16, 2008
- 15 by Virginia, Feb. 18, 2017
- 15 by Holy Cross, Nov. 15, 2013
- 15 by Clemson, Feb. 16, 1995

MOST FIELD GOAL ATTEMPTS

- 90 vs. Wake Forest, Dec. 20, 2003 (3OT)
- 87 vs. Mississippi Valley State, Nov. 20, 2011
- 85 vs. The Citadel, Nov. 24, 1991
- 85 vs. Nicholls, Dec. 19, 2011
- 84 vs. East Tennessee State, Feb. 18, 1987

FEWEST FIELD GOAL ATTEMPTS BY UNC

- 32 vs. Clemson, Jan. 26, 1997
- 38 vs. NC State, Jan. 8, 2000
- 38 vs. Clemson, Jan. 28, 1998
- 41 vs. Princeton, Dec. 13, 1997
- 43 vs. Louisville, Dec. 17, 1998
- 43 vs. Virginia, Jan. 10, 1998

MOST OPPONENT FIELD GOAL ATTEMPTS

- 91 by VMI, Dec. 17, 1994
- 90 by Wake Forest, Dec. 20, 2003 (3OT)
- 89 by Clemson, Feb. 10, 2008 (2OT)
- 88 by Nevada, Feb. 21, 1989
- 84 by Alabama, Dec. 15, 1990

HIGHEST FIELD GOAL PERCENTAGE BY UNC

- .754 vs. Old Dominion, Dec. 1, 1992 (43x57)
- .736 vs. Wake Forest, Feb. 8, 1986 (39x53)
- .711 vs. NC State, Jan. 8, 2000 (27x38)
- .673 vs. Wake Forest, Feb. 16, 1989 (33x49)
- .667 vs. The Citadel, Feb. 18, 1991 (48x72)
- .663 vs. VMI, Dec. 17, 1994 (53x80)
- .661 vs. Florida Atlantic, Dec. 19, 2006 (37x56)
- .659 vs. Notre Dame, Jan. 26, 1986 (29x44)
- .655 vs. Tulane, Dec. 3, 2017 (38x55)
- .653 vs. Florida State, Feb. 26, 1994 (32x49)



LUKE MAYE made four of UNC's 16 three-pointers vs. Virginia Tech on Jan. 21, 2019. The teams combined to make a Smith Center-record 29 threes.

LOWEST FIELD GOAL PERCENTAGE BY UNC

- .274 vs. Ohio State, Dec. 4, 2019 (17x62)
- .279 vs. Iowa, Dec. 3, 2014 (19x68)
- .291 vs. Boston College, Jan. 26, 2022 (16x55)
- .300 vs. Davidson, Nov. 20, 2001 (17x56)
- .304 vs. Duke, March 4, 2023 (17x56)
- .304 vs. Akron, Dec. 14, 2003 (lowest percentage in a UNC win)
- .308 vs. Miami, Jan. 8, 2014 (20x65)
- .339 vs. Duke, March 9, 2013 (21x62)
- .345 vs. Louisville, Jan. 12, 2019 (20x58)
- .345 vs. NC State, Feb. 24, 2015 (19x55)
- .345 vs. Duke, Feb.10, 2010 (.345)

HIGHEST OPPONENTS FIELD GOAL PERCENTAGE

- .606 by NC State, Feb. 22, 1992 (37x61)
- .603 by Kentucky, Dec. 7, 2002 (35x58)
- .591 by *Syracuse vs. Rhode Island, March 19, 1988 (NCAA 2nd Rd.) (39x66)*
- .590 by Georgia Tech, Jan. 4, 2020 (36x61)
- .585 by Virginia, Feb. 16, 2013 (31x53)
- .585 by Georgia Tech, Jan. 25, 1986 (31x53)
- .576 by Duke, Feb. 5, 2022 (34x59)
- .576 by Duke, Jan. 21, 1988 (34x59)
- .569 by Duke, Jan. 31, 2002 (37x65)
- .569 by Florida State, Feb. 24, 1996 (29x51)
- .557 by *Missouri vs. Rhode Island, March 17, 1988 (NCAA 1st Rd.) (34x61)*
- .556 by Pitt, Jan. 31, 2017 (30x54)
- .556 by Stanford, Nov. 28, 1988 (30x54)

LOWEST OPPONENTS FIELD GOAL PERCENTAGE

- .234 by Miami, Dec. 4, 2000 (18x77)
- .255 by NC Central, Nov. 11, 2009 (14x55)
- .258 by Evansville, Dec. 6, 2011 (17x66)
- .259 by Virginia Tech, Feb. 16, 2008 (14x54)
- .265 by UNC Asheville, Nov. 23, 2021 (18x68)
- .265 by Florida International, Nov 98 (18x68)
- .265 by UNC Asheville, Nov. 30, 2008 (18x68)
- .266 by Middle Tennessee State, Feb. 1, 1997 (16x60)
- .269 by Boston College, Feb. 9, 2011 (14x52)

HIGHEST FIELD GOAL PERCENTAGE IN A HALF BY UNC

- .857 vs. Old Dominion, Dec. 1, 1992 (24x28, 2nd half)
- .789 vs. NC State, Jan. 8, 2000 (15x19, 2nd half)
- .783 vs. Florida State, Feb. 26, 1994 (18x23, 2nd half)
- .774 vs. Florida State, Jan. 24, 1998 (24x31, 1st half)
- .756 vs. VMI, Dec. 17, 1994 (31x41, 1st half)
- .750 vs. Tennessee Tech, Dec. 12, 1999 (18x24, 2nd half)
- .742 vs. Florida State, Feb.12, 2022 (23x31, 1st half)
- .742 vs. Oakland, Nov. 8, 2013 (23x31, 1st half)
- .741 vs. Florida Atlantic, Dec. 19, 2006 (20x27, 1st half)
- .741 vs. Wake Forest, Feb. 8, 1986 (20x27, 2nd half)

LOWEST FIELD GOAL PERCENTAGE IN A HALF BY UNC

- .235 vs. Maryland, Jan. 19, 2013 (8x34, 2nd half)
- .235 vs. Akron, Dec. 14, 2003 (8x34, 2nd half)
- .250 vs. Florida State, Feb. 27 2021 (7x28, 1st half)
- .256 vs. Davidson, Nov. 20, 2001 (10x39, 2nd half)
- .259 vs. Ohio State, Dec. 4, 2019 (7x27, 2nd half)
- .265 vs. Syracuse, Feb. 28, 2022 (9x34, 2nd half)
- .265 vs. Wake Forest, Jan. 20, 2016 (9x34, 2nd half)
- .267 vs. Duke, March 4, 2023 (8x30, 2nd half)
- .267 vs. Boston College, Jan. 26, 2022 (8x30, 2nd half)
- .268 vs. Iowa, Dec. 3, 2014 (11x41, 1st half)

HIGHEST OPPONENTS FIELD GOAL PERCENTAGE IN A HALF

- .692 by Duke, March 9, 2013 (18x26, 1st half)
- .681 by Temple, Feb. 21, 1988 (15x22, 2nd half)
- .677 by *Syracuse vs. Rhode Island, March 19, 1988 (NCAA 2nd Rd.) (21x31, 1st half)*
- .667 by Kentucky, Dec. 7, 2002 (22x33, 2nd half)
- .654 by Tennessee, Dec. 11, 2016 (17x26, 1st half)
- .654 by NC State, Feb. 1, 2014 (17x26, 2nd half)
- .654 by Wake Forest, Feb. 2, 2003 (17x26, 2nd half)
- .654 by *Notre Dame vs. SMU, March 17, 1988 (NCAA 1st Rd.) (17x26, 1st half)*
- .643 by NC State, Feb. 18, 2009 (18x28, 2nd half)
- .640 by Duke, Feb. 3, 1994 (16x25, 1st half)
- .640 by Stanford, Nov. 28, 1988 (16x25, 1st half)

LOWEST OPPONENTS FIELD GOAL PERCENTAGE IN A HALF

- .176 by NC State, Jan. 12, 2008 (6x34, 1st half)
- .179 by Miami, Dec. 4, 2000 (7x39, 1st half)
- .188 by NC Central, Nov. 11, 2009 (6x32, 2nd half)
- .192 by East Tennessee State, Dec. 8, 2012 (5x26, 1st half)
- .200 by Virginia, Feb. 19, 1994 (8x40, 2nd half)
- .200 by Clemson, Jan. 9, 1992 (8x40, 1st half)
- .205 by Elon, Dec. 29, 2011 (8x39, 1st half)
- .207 by Oakland, Nov. 8, 2013 (6x29, 1st half)
- .207 by Middle Tennessee State, Feb. 1, 1997 (6x29, 2nd half)
- .214 by Boston College, Jan. 26, 2022 (6x28, 2nd half)

MOST THREE-POINT FIELD GOALS MADE BY UNC

- 17 vs. Florida State, Jan. 25, 1995
- 16 vs. Virginia Tech, Jan. 21, 2019
- 16 vs. Western Carolina, Dec. 6, 2017
- 16 vs. Maryland, Feb. 3, 2009
- 16 vs. NC A&T, Dec. 27, 2001
- 15 vs. Clemson, Feb. 11, 2023
- 15 vs. The Citadel, Dec. 13, 2022
- 15 vs. Clemson, Jan. 16, 2018
- 15 vs. NC State, Jan. 29, 2022
- 14 vs. Syracuse, Feb. 28, 2022 (OT)
- 14 vs. Virginia Tech, Jan. 26, 2016
- 14 vs. UNC Asheville, Nov. 30, 2008
- 14 vs. Florida State, Feb. 24, 1996
- 14 vs. VMI, Dec. 17, 1994

MOST OPPONENTS THREE-POINT FIELD GOALS

- 17 by Duke, March 2, 1997
- 16 by Georgia Tech, Feb. 10, 1996 (OT)
- 15 by NC State, Jan. 27, 2018 (OT)
- 15 by Belmont, Nov. 17, 2013
- 15 by Gardner-Webb, Nov. 23, 2009
- 15 by Florida State, Feb. 21, 2004
- 15 by Georgia Tech, Feb. 12, 1994
- 14 by Syracuse, Feb. 26, 2019
- 14 by Miami, Feb. 9, 2019 (OT)
- 14 by Duke, Feb. 8, 2012
- 14 by Duke, March 4, 2001
- 14 by Nicholls, Dec. 19, 2007
- 14 by Virginia, Feb. 17, 1996

MOST COMBINED THREE-POINT FIELD GOALS MADE

- 29 – 16 by UNC, 13 by Virginia Tech, Jan. 21, 2019
- 28 – 16 by UNC, 12 by Western Carolina, Dec. 6, 2017
- 27 – 14 by Miami, 13 by UNC, Feb. 9, 2019 (OT)
- 27 – 17 by UNC, 10 by Florida State, Jan. 25, 1995
- 26 – 15 by UNC, 11 by Clemson, Jan. 16, 2018
- 25 – 15 by UNC, 10 by NC State, Jan. 29, 2022
- 25 – 14 by UNC, 11 by Florida State, Feb. 24, 1996 (OT)
- 25 – 16 by Georgia Tech, 9 by UNC, Feb. 10, 1996
- 24 – 14 by UNC, 10 by Syracuse, Feb. 28, 2022 (OT)
- 24 – 13 by UNC, 11 by Miami, Feb. 27, 2018
- 24 – 15 by Florida State, 9 by UNC, Feb. 21, 2004
- 24 – 14 by UNC, 10 by VMI, Dec. 17, 1994
- 24 – 15 by Georgia Tech, 9 by UNC, Feb. 12, 1994

FEWEST THREE-POINT FIELD GOALS MADE BY UNC

0 vs. Princeton, Dec. 13, 1997 (0 for 4)
 1 on 17 occasions (last: vs. Duke, Feb. 17, 2016)

FEWEST OPPONENTS THREE-POINT FIELD GOALS MADE

0 by Boston College, Jan. 17, 2023 (0x6)
 0 by Jacksonville, Nov. 27, 1990 (0x5)
 0 by Notre Dame vs. SMU, March 17, 1988 (NCAA 1st Rd.) (0x4)
 0 by Clemson, Feb. 28, 1988 (0x4)
 0 by Virginia, Feb. 8, 1987 (0x2)
 0 by Georgia Tech, Jan. 24, 1987 (0x1)

MOST THREE-POINT FIELD GOAL ATTEMPTS BY UNC

36 vs. Syracuse, Feb. 28, 2022 (OT)
 35 vs. Davidson, Jan. 8, 2003
 34 vs. Virginia Tech, Jan. 21, 2019
 34 vs. Wake Forest, Feb. 2, 2003
 34 vs. Hampton, Nov. 16, 2001
 33 vs. Clemson, Feb. 11, 2023
 33 vs. Duke, Feb. 8, 2018
 33 vs. NC A&T, Dec. 27, 2001
 32 vs. Ohio, Feb. 20, 2002
 31 vs. Miami, Feb. 13, 2023
 31 vs. The Citadel, Dec. 13, 2023
 31 vs. Duke, March 9, 2019
 31 vs. Clemson, Jan. 16, 2018
 31 vs. East Tennessee State, Dec. 8, 2012
 31 vs. Florida State, Feb. 24, 1996

MOST OPPONENTS THREE-POINT FIELD GOAL ATTEMPTS

42 by Clemson, Jan. 15, 1994
 41 by NC State, Jan. 4, 1996
 40 by VMI, Dec. 17, 1994
 40 by Tennessee Tech, Dec. 12, 1999
 38 by Davidson, Dec. 29, 2018
 38 by Duke, March 4, 2001
 38 by Tulsa, Nov. 11, 2000
 37 by UNC Asheville, Nov. 23, 2021
 37 by Belmont, Nov. 17, 2013
 37 by Florida State, Feb. 21, 2004
 37 by Georgia Tech, Feb. 10, 1996 (OT)

HIGHEST THREE-POINT PERCENTAGE BY UNC (MIN. 10 MADE)

.733 vs. Wake Forest, Feb. 22, 2014 (11x15)
 .727 vs. Western Carolina, Dec. 6, 2017 (16x22)
 .680 vs. Florida State, Jan. 25, 1995 (17x25)
 .667 vs. Clemson, Feb. 21, 1987 (12x18)
 .640 vs. Maryland, Feb. 3, 2009 (16x25)
 .625 vs. Georgia Tech, Jan. 29, 2012 (10x16)
 .625 vs. Middle Tennessee State, Feb. 1, 1997 (10x16)
 .611 vs. Tennessee State, Nov. 22, 2011 (11x18)
 .588 vs. Wake Forest, March 3, 2020 (10x17)
 .588 vs. Clemson, Jan. 27, 1990 (10x17)

HIGHEST OPPONENTS THREE-POINT PERCENTAGE (MIN. 10 MADE)

.647 by Florida State, Feb. 24, 1996 (11x17)
 .625 by Kentucky, Dec. 7, 2002 (10x16)
 .625 by NC State, Feb. 21, 1998 (10x16)
 .619 by Hawaii, Dec. 1, 1993 (13x21)
 .588 by Pittsburgh, Feb. 16, 2022 (10x17)
 .571 by Virginia, Feb. 16, 2013 (12x21)
 .556 by Florida State, Jan. 22, 2000 (10x18)
 .550 by Virginia, Feb. 11, 2019 (11x20)
 .550 by NC State, Feb. 18, 2009 (11x20)
 .526 by Buffalo, Dec. 17, 2000 (10x19)
 .526 by Clemson, Feb. 17, 1993 (10x19)
 .526 by Kentucky, Dec. 10, 1990 (10x19)

MOST FREE THROWS MADE BY UNC

41 vs. Clemson, Jan. 28, 1998
 37 vs. Louisville, Dec. 17, 1998
 36 vs. NC State, Jan. 21, 2023
 36 vs. Maryland, Feb. 15, 2004
 35 vs. Virginia, Jan. 10, 1998
 34 vs. Syracuse, Feb. 26, 2019
 34 vs. Davidson, Dec. 21, 2013 (OT)
 33 vs. Monmouth, Dec. 28, 2016
 33 vs. Iona, Nov. 18, 2007
 33 vs. Western Kentucky, Nov. 17, 1993
 32 vs. Tulsa, Nov. 11, 2000

MOST OPPONENTS FREE THROWS MADE

30 by NC State, Feb. 21, 1998
 29 by Kentucky, Dec. 14, 2013
 28 by Duke, March 4, 2017
 27 by Georgia Tech, Jan. 11, 2004
 27 by Rhode Island vs. Missouri, March 17, 1988 (NCAA 1st Rd.)



LESLIE MCDONALD made 5 of 6 from three-point range in Carolina's 105-72 win over Wake Forest on 2/22/14. The Tar Heels hit 11 of 15 that day from three, a record percentage (.733) in the Smith Center.

26 by Duke, Feb. 8, 2020 (OT)
 26 by Miami, Jan. 14, 2006
 25 by Maryland, Feb. 20, 1986 (OT)
 24 by Maryland, Jan. 13, 1999
 24 by Maryland, Jan. 8, 1997
 24 by Rhode Island vs. Syracuse, March 19, 1988 (NCAA 2nd Rd.)

MOST FREE THROW ATTEMPTS BY UNC

59 vs. Clemson, Jan. 28, 1998
 54 vs. Louisville, Dec. 17, 1998
 50 vs. Maryland, Feb. 15, 2004
 50 vs. Maryland, Jan. 7, 1995
 48 vs. Belmont, Nov. 17, 2013
 47 vs. Davidson, Dec. 21, 2013 (OT)
 47 vs. Texas, Dec. 18, 2013
 46 vs. Monmouth, Dec. 28, 2016
 46 vs. Iona, Nov. 18, 2007
 46 vs. Cleveland State, Nov. 22, 2005

MOST OPPONENTS FREE THROW ATTEMPTS

43 by Kentucky, Dec. 14, 2013
 39 by Maryland, Jan. 8, 1997
 36 by Rhode Island vs. Syracuse, March 19, 1988 (NCAA 2nd Rd.)
 35 by Duke, March 4, 2017
 34 by Duke, Feb. 8, 2020 (OT)
 34 by Miami, Jan. 14, 2006
 34 by Georgia Tech, Jan. 12, 2005
 34 by Georgia Tech, Jan. 11, 2004
 34 by Rhode Island vs. Missouri, March 17, 1988 (NCAA 1st Rd.)
 33 by Old Dominion, Dec. 1, 1992
 32 by Virginia, Feb. 20, 2000
 32 by NC State, Feb. 21, 1998

MOST COMBINED FREE THROW ATTEMPTS

88 – 45 by UNC, 43 by Kentucky (made 55), Dec. 14, 2013

HIGHEST FREE THROW PERCENTAGE BY UNC (MIN. 10 ATTEMPTS)

1.000 vs. Duke, March 7, 2015 (13x13)
 1.000 vs. Wake Forest, Feb. 24, 1998 (12x12)
 .950 vs. Maryland, Feb. 10, 2001 (19x20) (highest with 20 or more attempts)
 .929 vs. NC State, Jan. 7, 2006 (26x28)
 .923 vs. NC State, Jan. 21, 2023 (36x39) (highest with 30 or more attempts)
 .923 vs. Jacksonville, Dec. 13, 1986 (24x26)
 .919 vs. Syracuse, Feb. 26, 2019 (34x37)
 .917 vs. NC State, Feb. 22, 1992 (11x12)
 .900 vs. Florida State, Feb. 27, 2021 (27x30)
 .900 vs. Miami, Jan. 14, 2006 (18x20)
 .900 vs. Georgia Tech, Jan. 27, 1991 (18x20)



JOHN HENSON, shown here blocking a shot against Nicholls on Dec. 19, 2011, was one of three Tar Heels with 10 or more rebounds in that game when UNC set the Smith Center record with 72.

HIGHEST OPPONENTS FREE THROW PCT. (MIN. 10 ATTEMPTS)

- 1.000 by NC State, Feb. 25, 2003 (22x22)
- 1.000 by Jacksonville, Dec. 15, 1986 (11x11)
- 1.000 by Wake Forest, Feb. 15, 2011 (10x10)
- .944 by Miami, Jan. 25, 2020 (17x18)
- .938 by Virginia Tech, Jan. 21, 2019 (15x16)
- .938 by NC State, Feb. 21, 1998 (30x32)
- .926 by Maryland, Feb. 20, 1986 (25x27) (OT)
- .923 by Miami, Feb. 27, 2018 (12x13)
- .923 by Rutgers, Dec. 28, 2008 (12x13)
- .923 by Virginia, Jan. 18, 1995 (12x13)

MOST REBOUNDS BY UNC

- 72 vs. Nicholls, Dec. 19, 2011
- 64 vs. Elon, Dec. 29, 2011
- 62 vs. Evansville, Dec. 6, 2011
- 62 vs. Mississippi Valley State, Nov. 20, 2011
- 61 vs. Virginia, Jan. 21, 1999
- 60 vs. Cleveland State, Nov. 22, 2005
- 60 vs. Buffalo, Dec. 8, 1998
- 60 vs. Middle Tennessee State, Feb. 1, 1997
- 59 vs. UConn, Dec. 6, 1990
- 58 vs. Boston College, Jan. 9, 2018
- 58 vs. Gardner-Webb, Nov. 19, 2006

MOST OPPONENTS REBOUNDS

- 54 by Iowa, Jan. 7, 1989
- 53 by Wake Forest, Dec. 20, 2003 (30T)
- 52 by Duke, Feb. 27, 1999
- 51 by Texas, Dec. 18, 2013
- 51 by Duke, Feb. 10, 2010
- 50 by Georgia Tech, Jan. 23, 2013
- 48 by Ohio State, Dec. 4, 2019
- 48 by Duke, March 9, 2019
- 48 by Virginia, Feb. 19, 1994
- 47 by Wake Forest, Jan. 20, 2016
- 47 by Wake Forest, Feb. 2, 2003
- 47 by Maryland, Feb. 10, 2002
- 47 by Syracuse vs. NC A&T, March 17, 1988 (NCAA 1st Rd.)

MOST PERSONAL FOULS BY UNC

- 27 vs. UNC, Feb. 8, 2020 (OT)
- 26 vs. Kentucky, Dec. 16, 2013
- 26 vs. Duke, Feb. 6, 2008
- 26 vs. Wake Forest, Dec. 20, 2003 (30T)
- 26 vs. Western Kentucky, Nov. 27, 1993

MOST OPPONENTS PERSONAL FOULS

- 41 by Clemson, Jan. 28, 1998
- 34 by Cleveland State, Nov. 22, 2005
- 34 by Louisville, Dec. 17, 1998
- 33 by Iona, Nov. 18, 2007
- 33 by Maryland, Jan. 7, 1995
- 33 by Clemson, Feb. 25, 1989

MOST ASSISTS BY UNC

- 37 vs. VMI, Dec. 17, 1994
- 35 vs. Stetson, Dec. 3, 1986
- 35 vs. The Citadel, Feb. 18, 1991
- 34 vs. Chattanooga, Nov. 18, 1988
- 33 vs. East Tennessee State, Feb. 18, 1987
- 32 vs. Miami, Jan. 25, 2020
- 32 vs. Tennessee State, Nov. 22, 2011
- 32 vs. Florida State, Jan. 24, 1998
- 32 vs. Appalachian State, Jan. 17, 1998
- 32 vs. Butler Jan. 24, 1994

MOST OPPONENTS ASSISTS (25 OR MORE)

- 29 by NC State, Feb. 22, 1992
- 25 by Clemson, Feb. 21, 1987
- 25 by Tulsa, Nov. 11, 2000

MOST TURNOVERS BY UNC (25 OR MORE)

- 29 vs. Miami, Dec. 4, 2000
- 29 vs. Temple, Feb. 21, 1988
- 28 vs. Kentucky, Dec. 6, 1990
- 28 vs. UConn, Dec. 6, 1990
- 26 vs. FIU, Nov. 9, 2009
- 25 vs. Duke, Jan. 31, 2002
- 25 vs. Houston, Dec. 13, 1992
- 25 vs. Towson, Nov. 30, 1991

MOST OPPONENTS TURNOVERS (30 OR MORE)

- 33 by The Citadel, Nov. 24, 1991
- 32 by South Carolina State, Nov. 20, 2007
- 31 by Cleveland State, Dec. 30, 2004
- 31 by The Citadel, Feb. 18, 1991
- 30 by NC State, Feb. 6, 1993

FEWEST TURNOVERS BY UNC

- 5 vs. Northern Iowa, Dec. 21, 2016
- 5 vs. Florida State, Jan. 24 2015
- 5 vs. Wake Forest, Jan. 30, 1994
- 6 vs. Michigan, Dec. 1, 2021
- 6 vs. Hawaii, Dec. 1, 1993
- 7 vs. Clemson, Feb. 11, 2023
- 7 vs. NC State, Jan. 21, 2023
- 7 vs. Virginia Tech, Jan. 24, 2022
- 7 vs. Brown, Nov. 12, 2021
- 7 vs. Wake Forest, March 3, 2020
- 7 vs. Virginia Tech, Jan. 26, 2017
- 7 vs. Tulane, Dec. 16, 2015
- 7 vs. Notre Dame, Jan. 5, 2015
- 7 vs. Virginia, Feb. 16, 2013
- 7 vs. Maryland, Feb. 29, 2012
- 7 vs. Appalachian State, Dec. 17, 2011
- 7 vs. Clemson, Jan. 2, 1999
- 7 vs. Middle Tennessee State, Nov. 14, 1997

FEWEST OPPONENTS TURNOVERS

- 4 by Virginia, Feb. 25, 2023 (fewest by an opponent in a UNC win)
- 4 by Wisconsin, Nov. 30, 2011
- 4 by Rhode Island vs. Syracuse, March 19, 1988 (NCAA 2nd Rd.)
- 5 by Brown, Nov. 12, 2021
- 5 by Boston College, Jan. 9, 2018
- 5 by Maryland, Feb. 14, 1998
- 6 by Notre Dame, Nov. 6, 2019
- 6 by Notre Dame, Feb. 12, 2018
- 6 by Virginia, Feb. 18, 2017
- 6 by Duke, Jan. 31, 2002 (fewest by an opponent in a win over UNC)

MOST BLOCKED SHOTS BY UNC

- 15 vs. Northern Kentucky, Dec. 27, 2013
- 14 vs. VMI, Dec. 17, 1994
- 14 vs. Virginia, Feb. 19, 1994
- 14 vs. NC State, Jan. 5, 1994
- 13 vs. Nicholls, Dec. 19, 2011
- 13 vs. Maryland, Jan. 9, 1991

MOST OPPONENTS BLOCKED SHOTS

- 11 by UConn, Jan. 17, 2004
- 10 by Kentucky, Nov. 18, 2008
- 10 by Virginia, Jan. 21, 1999
- 9 by NC State, Jan. 23, 2021
- 9 by Syracuse, Jan. 12, 2021
- 9 by Kentucky, Dec. 4, 2005
- 9 by Clemson, Feb. 19, 2005
- 9 by Maryland, Jan. 22, 2003
- 9 by Syracuse vs. NC A&T, March 17, 1988 (NCAA 1st Rd.)
- 9 by Maryland, Feb. 20, 1986 (OT)

MOST STEALS BY UNC

- 21 vs. The Citadel, Nov. 24, 1991
- 20 vs. UNC Asheville, Nov. 28, 2005
- 20 vs. Marshall, Jan. 2, 1994
- 19 vs. Cleveland State, Dec. 30, 2004
- 19 vs. Coastal Carolina, Dec. 30, 2003
- 19 vs. NC State, Feb. 6, 1993
- 18 vs. Cornell, Jan. 4, 1993
- 18 vs. Old Dominion, Dec. 1, 1992
- 18 vs. Maryland, Feb. 17, 1990
- 18 vs. East Tennessee State, Feb. 18, 1987

MOST OPPONENTS STEALS

- 17 by Miami, Jan. 7, 2004
- 16 by Florida State, Feb. 27, 2021
- 16 by Southern California, Nov. 29, 2004
- 16 by Maryland, Feb. 15, 2004
- 16 by NC State, Feb. 7, 1990
- 16 by Temple, Feb. 21, 1988

INDIVIDUAL RECORDS, SINGLE GAME

MOST POINTS BY A TAR HEEL (30 OR MORE)

- 40 Tyler Hansbrough vs. Georgia Tech, Feb. 15, 2006 (freshman)
- 39 Tyler Hansbrough vs. Clemson, Feb. 10, 2008 (2OT)
- 38 Joseph Forte vs. Tulsa, Nov. 11, 2000
- 36 Joseph Forte vs. Florida State, Feb. 22, 2001
- 36 Antawn Jamison vs. Maryland, Feb. 14, 1998
- 36 Antawn Jamison vs. Pittsburgh, Nov. 29, 1996
- 35 Garrison Brooks vs. Georgia Tech, Jan. 4, 2020
- 35 Antawn Jamison vs. Duke, Feb. 5, 1998
- 34 Cole Anthony vs. Notre Dame, Nov. 6, 2019 (freshman)
- 34 Coby White vs. Syracuse, Feb. 26, 2019 (freshman)
- 34 Wayne Ellington vs. Maryland, Feb. 3, 2009
- 33 Coby White vs. Miami, Feb. 9, 2019 (OT) (freshman)
- 33 Joseph Forte vs. Virginia, Jan. 24, 2001
- 33 Antawn Jamison vs. Duke, March 2, 1997
- 32 Luke Maye vs. Boston College, Jan. 9, 2018
- 32 Sean May vs. Florida State, March 3, 2005
- 31 Luke Maye vs. NC State, Feb. 5, 2019
- 31 Joel Berry II vs. Miami, Feb. 27, 2018
- 31 Luke Maye vs. NC State, Jan. 27, 2018 (OT)
- 31 Tyler Zeller vs. Appalachian State, Dec. 17, 2011
- 31 Scott Williams vs. Virginia, Jan. 13, 1990
- 31 Kevin Madden vs. Chattanooga, Nov. 18, 1988
- 31 J.R. Reid vs. NC State, Jan. 18, 1987 (freshman)
- 30 Garrison Brooks vs. NC State, Feb. 25, 2020
- 30 Tyler Zeller vs. Maryland, Feb. 29, 2012
- 30 Rashad McCants vs. Clemson, March 2, 2004
- 30 Rasheed Wallace vs. Pittsburgh, Nov. 29, 1994
- 30 Hubert Davis vs. NC State, Feb. 22, 1992
- 30 Hubert Davis vs. Wake Forest, Feb. 8, 1992
- 30 Steve Bucknall vs. Clemson, Feb. 25, 1989
- 30 J.R. Reid vs. LaSalle, Jan. 9, 1988

MOST OPPONENT POINTS (30 OR MORE)

- 37 Lionel Simmons, LaSalle, Jan. 9, 1988
- 36 Cole Swider, Syracuse, Feb. 28, 2022 (OT)
- 35 Xavier Rathan-Mayes, Florida State, Jan. 24, 2015
- 35 J.J. Redick, Duke, Feb. 7, 2006
- 35 Len Bias, Maryland, vs. UNC, Feb. 20, 1986
- 35 *Derrick Chievous, Missouri vs. Rhode Island, March 17, 1988 (NCAA 1st Rd.)*
- 34 Terquavion Smith, NC State, Jan. 28, 2022 (freshman opponent record)
- 34 Ronnie Murphy, Jacksonville, Dec. 13, 1986
- 33 Brian Sullivan, Davidson, Dec. 21, 2013 (OT)
- 33 Brant Arrington, Mississippi Valley State, Nov. 20, 2011
- 33 Zabian Dowdell, Virginia Tech, Feb. 13, 2007
- 33 Jason Williams, Duke, March 4, 2001
- 33 Dennis Scott, Georgia Tech, Feb. 28, 1990
- 32 Grayson Flittner, Gardner-Webb, Nov. 23, 2009
- 32 Josh Howard, Wake Forest, Feb. 2, 2003
- 32 Walt Williams, Maryland, Jan. 13, 1992
- 31 T.J. Robinson, Long Beach State, Dec. 11, 2010
- 31 Cliff Hammonds, Clemson, Feb. 10, 2008 (2OT)



TYLER HANSBROUGH scored a Smith Center-record 40 points against Georgia Tech on 2/15/2006. Hansbrough helped UNC overcome a 20-point first-half deficit and a 13-point halftime deficit to win, 82-75.

- 31 Morris Peterson, Michigan State, Dec. 1, 1999
- 31 C.C. Harrison, NC State, Feb. 21, 1998
- 31 Katu Davis, Georgia, Dec. 7, 1995
- 31 *Kevin Strickland, Duke vs. SMU, March 19, 1988 (NCAA 2nd Rd.)*
- 30 Jack Gibbs, Davidson, Dec. 7, 2016
- 30 Nolan Smith, Duke, March 5, 2011
- 30 Iman Shumpert, Georgia Tech, Jan. 16, 2010
- 30 Brandon Wood, Valparaiso, Nov. 15, 2009
- 30 Ron Lewis, Ohio State, Nov. 29, 2006
- 30 Guillermo Diaz, Miami, Jan. 22, 2005
- 30 Tony Stockman, Clemson, Feb. 27, 2002
- 30 Drew Barry, Georgia Tech, Feb. 10, 1996 (OT)

MOST FIELD GOALS MADE BY A TAR HEEL

- 16 Antawn Jamison vs. Maryland, Feb. 14, 1998
- 15 Joseph Forte vs. Florida State, Feb. 22, 2001
- 14 Antawn Jamison vs. Duke, Feb. 5, 1998
- 14 Antawn Jamison vs. Duke, March 2, 1997
- 14 Antawn Jamison vs. Pitt, Nov. 29, 1996
- 14 Rasheed Wallace vs. Pitt, Nov. 29, 1994
- 13 Luke Maye vs. Boston College, Jan. 9, 2018
- 13 Brice Johnson vs. Duke, Feb. 17, 2016
- 13 Tyler Hansbrough vs. Georgia Tech, Feb. 15, 2006 (freshman)
- 13 Sean May vs. Florida State, March 3, 2005
- 13 Joseph Forte vs. Virginia, Jan. 24, 2001
- 13 Antawn Jamison vs. Georgia Tech, Jan. 18, 1997
- 13 Kevin Madden vs. Chattanooga, Nov. 18, 1988
- 13 J.R. Reid vs. NC State, Jan. 18, 1987 (freshman)

MOST OPPONENT FIELD GOALS MADE

- 16 *Derrick Chievous (Missouri) vs. Rhode Island, March 17, 1988 (NCAA 1st Rd.)*
- 15 Lionel Simmons, LaSalle, Jan. 9, 1988
- 14 Cole Swider, Syracuse, Feb. 28, 2022 (OT)
- 14 Xavier Rathan-Mayes, Florida State, Jan. 24, 2015
- 13 T.J. Robinson, Long Beach State, Dec. 11, 2010
- 13 Cliff Hammonds, Clemson, Feb. 10, 2008 (2OT)
- 13 Arizona Reid, High Point, Dec. 9, 2006
- 13 Jason Williams, Duke, March 4, 2001
- 13 Corey Louis, Florida State, Jan. 25, 1995
- 13 *Kato Armstrong, SMU vs. Notre Dame, March 17, 1988 (NCAA 1st Rd.)*
- 13 Len Bias, Maryland, Feb. 20, 1986 (OT)

HIGHEST FG PERCENTAGE BY A TAR HEEL (MIN. 10 FIELD GOALS)

- 1.000 Scott Williams vs. Virginia, Jan. 13, 1990 (12x12)
- .929 J.R. Reid vs. NC State, Jan. 18, 1987 (13x14) (freshman)
- .923 Scott Williams vs. Pepperdine, Jan. 6, 1990 (12x13)
- .909 Armando Bacot vs. Brown, Nov. 12, 2021 (10x11)**
- .909 Scott Williams vs. Georgia Tech, Feb. 28, 1990 (10x11)
- .909 Joe Wolf vs. Georgia Tech, Jan. 25, 1986 (10x11)
- .867 Sean May vs. Florida State, March 3, 2005 (13x15)

.857 J.R. Reid vs. LaSalle, Jan. 9, 1988 (12x14)
 .846 Antawn Jamison vs. VMI, Feb. 22, 1996 (11x13) (freshman)
 .846 J.R. Reid vs. Duke, Jan. 21, 1988 (11x13)
 .833 Deon Thompson vs. Oral Roberts, Dec. 13, 2008 (10x12)
 .833 Sean May vs. George Mason, Dec. 7, 2004 (10x12)
 .833 Jerry Stackhouse vs. VMI, Dec. 17, 1994 (10x12)
 .833 Matt Wenstrom vs. Cornell, Dec. 1, 1991 (10x12)
 .833 Steve Hale vs. Duke, Jan. 18, 1986 (10x12)

HIGHEST OPPONENT FG PERCENTAGE (MIN. 10 FIELD GOALS)

.917 Randolph Morris, Kentucky, Dec. 2, 2006 (11x12)
 .857 Kevin Thompson, NC State, Feb. 22, 1992 (12x14)
 .833 Haminn Quaintance, Kent State, Jan. 2, 2008 (10x12)
 .833 Olden Polynice, Virginia, Feb. 26, 1986 (10x12)
 .786 Tyler Lydon, Syracuse, Jan. 16, 2017 (11x14)
 .786 Kyle Gaillard, William & Mary, Dec. 21, 2010 (11x14)
 .769 Joe Harris, Virginia, Feb. 16, 2013 (10x13)
 .769 Shelden Williams, Duke, March 6, 2005 (10x13)
 .769 James Collins, Florida State, Feb. 24, 1996 (10x13)
 .769 Tim Duncan, Wake Forest, Jan. 27, 1996 (10x13)
 .769 Mark Price, Georgia Tech, Jan. 25, 1986 (10x13)

MOST THREE-POINT FG MADE BY A TAR HEEL

8 Rashad McCants vs. Clemson, March 2, 2004
 8 Dante Calabria vs. Florida State, Jan. 25, 1995
 7 Coby White vs. Miami, Feb. 9, 2019 (OT) (freshman)
 7 Justin Jackson vs. Davidson, Dec. 7, 2016
 7 Wayne Ellington vs. Maryland, Feb. 3, 2009
 7 Wayne Ellington vs. Miami, Jan. 17, 2009
 7 Hubert Davis vs. Florida State, Dec. 15, 1991
 6 Caleb Love vs. Clemson, Feb. 11, 2023
 6 Caleb Love vs. Florida State, Feb. 12, 2022
 6 Brady Manek vs. Duke, Feb. 5, 2022
6 RJ Davis vs. Brown, Nov. 12, 2021
 6 Brandon Robinson vs. Miami, Jan. 25, 2020
 6 Cole Anthony vs. Notre Dame, Nov. 6, 2019 (freshman)
 6 Coby White vs. Syracuse, Feb. 26, 2019 (freshman)
 6 Cameron Johnson vs. Gonzaga, Dec. 15, 2018
 6 Kenny Williams vs. Duke, Feb. 8, 2018
 6 Cameron Johnson vs. Clemson, Jan. 16, 2018
 6 Justin Jackson vs. NC State, Jan. 8, 2017
 6 Justin Jackson vs. Monmouth, Dec. 28, 2016
 6 P.J. Hairston vs. Virginia, Feb. 16, 2013
 6 Brian Morrison vs. Georgia Tech, Dec. 2, 2001
 6 Adam Boone vs. Florida State, Feb. 17, 2002
 6 Joseph Forte vs. Tulsa, Nov. 11, 2000
 6 Joseph Forte vs. Wake Forest, Feb. 12, 2000 (freshman)
 6 Donald Williams vs. Clemson, Feb. 16, 1995
 6 Dante Calabria vs. VMI, Dec. 17, 1994
 6 Jeff Lebo vs. Georgia Tech, Jan. 24, 1987

MOST OPPONENTS THREE-POINT FG MADE

9 Grayson Flittner, Gardner-Webb, Nov. 23, 2009
 9 Drew Barry, Georgia Tech, Feb. 10, 1996
 9 Dennis Scott, Georgia Tech, Jan. 28, 1989
 8 Tony Stockman, Clemson, Feb. 27, 2002
 8 Clint Harrison, NC State, Feb. 21, 1998
 8 Fred Vinson, Georgia Tech, Feb. 12, 1994
 8 Chris Whitney, Clemson, Feb. 17, 1993
 8 Cal Boyd, Wake Forest, Feb. 16, 1989

MOST THREE-POINT FG ATTEMPTS BY A TAR HEEL

14 Shammond Williams vs. Maryland, Jan. 8, 1997
 14 Jeff Lebo vs. Iowa, Jan. 7, 1989
 14 Jeff Lebo vs. Temple, Feb. 21, 1988
 13 Brandon Robinson vs. Clemson, Jan. 11, 2020
 13 Justin Jackson vs. Davidson, Dec. 7, 2016
 13 Rashad McCants vs. Clemson, March 2, 2004
 12 Caleb Love vs. Miami, Feb. 13, 2023
 12 Caleb Love vs. Syracuse, Feb. 28, 2022 (OT)
 12 Brandon Robinson vs. Yale, Dec. 20, 2019
 12 Kenny Williams vs. Duke, Feb. 8, 2018
 12 Justin Jackson vs. Virginia Tech, Jan. 26, 2017
 12 Marcus Paige vs. Iowa, Dec. 3, 2014
 12 Reggie Bullock vs. NC State, Feb. 23, 2013
 12 P.J. Hairston vs. Virginia, Feb. 16, 2013
 12 Shammond Williams vs. Middle Tennessee State, Nov. 14, 1997
 12 Hubert Davis vs. Florida State, Dec. 15, 1991

MOST OPPONENT THREE-POINT FG ATTEMPTS

18 Dennis Scott, Georgia Tech, Jan. 28, 1989
 17 Robert Jarvis, Oral Roberts, Dec. 13, 2008
 17 Drew Barry, Georgia Tech, Feb. 10, 1996 (OT)
 16 Grayson Flittner, Gardner-Webb, Nov. 23, 2009
 16 Josh Heard, Tennessee Tech, Dec. 12, 1999



SEAN MAY had 26 points and a Smith Center-record 24 rebounds against Duke in UNC's 75-73 win in 2005.

HIGHEST THREE-POINT FG PERCENTAGE BY A TAR HEEL (MIN. 5 MADE)

1.000 Joel Berry II vs. Duke, March 4, 2017 (5x5)
 .857 Reggie Bullock vs. Tennessee State, Nov. 22, 2011 (6x7)
 .857 Dante Calabria vs. VMI, Dec. 17, 1994 (6x7)
 .833 Kenny Williams vs. Radford, Dec. 4, 2016 (5x6)
 .833 Leslie McDonald vs. Wake Forest, Feb. 22, 2014 (5x6)
 .833 Marcus Paige vs. Pitt, Feb. 15, 2014 (5x6)
 .833 Leslie McDonald vs. Long Beach State, Dec. 11, 2010 (5x6)
 .833 Wayne Ellington vs. Rutgers, Dec. 28, 2006 (5x6)
 .833 Shammond Williams vs. Middle Tennessee State, Feb. 1, 1997 (5x6)
 .833 Donald Williams vs. Virginia, Jan. 18, 1995 (5x6)

HIGHEST OPPONENT THREE-POINT FG PERCENTAGE (MIN. 5 MADE)

1.000 Allerik Freeman, NC State, Jan. 27, 2018 (7x7)
 1.000 John Mooney, Notre Dame, Feb. 12, 2018 (6x6)
 1.000 Ithiel Horton, Pittsburgh, Feb. 16, 2022 (5x5)
 1.000 Jordan Swing, UAB, Dec. 1, 2012 (5x5)
 1.000 Geoff Brower, Florida State, Feb. 24, 1996 (5x5)
 .889 Clint Harrison, NC State, Feb. 21, 1998 (8x9)
 .857 Steve Wojciechowski, Duke, March 2, 1997 (6x7)
 .833 Nelly Cummings, Pittsburgh, Feb. 1, 2023 (5x6)
 .833 Garrick Thomas, Pittsburgh, Nov. 29, 1994 (5x6)
 .800 Chris Whitney, Clemson, Feb. 17, 1993 (8x10)

MOST FREE THROWS MADE BY A TAR HEEL

20 Tyler Zeller vs. Maryland, Feb. 29, 2012
 17 Garrison Brooks vs. Georgia Tech, Jan. 4, 2020
 17 Tyler Hansbrough vs. Clemson, Feb. 10, 2008 (20T)
14 RJ Davis vs. NC State, Jan. 21, 2023
 14 Garrison Brooks vs. NC State, Feb. 25, 2020
 14 Cole Anthony vs. Boston College, Feb. 2, 2020
 14 Tyler Hansbrough vs. Virginia Tech, Feb. 13, 2007
 14 Tyler Hansbrough vs. Georgia Tech, Jan. 20, 2007
 14 Tyler Hansbrough vs. Georgia Tech, Feb. 15, 2006 (OT)
 14 Tyler Hansbrough vs. NC State, Jan. 7, 2006
 13 Tyler Hansbrough vs. Miami, Jan. 14, 2006
 13 Jawad Williams vs. Maryland, Feb. 15, 2004

MOST OPPONENT FREE THROWS MADE

17 Zabian Dowdell, Virginia Tech, Feb. 13, 2007 (OT)
 12 Marcus Georges-Hunt, Georgia Tech, Jan. 2, 2016
 12 Tyus Jones, Duke, March 7, 2015
 12 Nolan Smith, Duke, March 5, 2011
 12 Malcolm Delaney, Virginia Tech, Jan. 10, 2010
 12 Robert Hite, Miami, Jan. 14, 2006
 12 Bruce Jenkins, NC A&T, Dec. 27, 2001
 12 Terrance Jacobs, Towson, Nov. 30, 1991

MOST FREE THROW ATTEMPTS BY A TAR HEEL

- 23 Tyler Zeller vs. Maryland, Feb. 29, 2012
- 19 James Michael McAdoo vs. Kentucky, Dec. 14, 2013
- 19 Tyler Hansbrough vs. Clemson, Feb. 10, 2008 (2OT)
- 19 Tyler Hansbrough vs. Georgia Tech, Feb. 15, 2006
- 18 Garrison Brooks vs. Georgia Tech, Jan. 4, 2020
- 18 Tyler Hansbrough vs. Virginia Tech, Feb. 13, 2007 (OT)

MOST OPPONENT FREE THROW ATTEMPTS

- 19 Zabian Dowdell, Virginia Tech, Feb. 13, 2007 (OT)
- 17 Andrew Harrison, Kentucky, Dec. 14, 2013
- 16 Robert Hite, Miami, Jan. 14, 2006
- 16 Obinna Ekezie, Maryland, Jan. 8, 1997
- 16 Terrance Jacobs, Towson, Nov. 30, 1991

BEST FREE THROW PERCENTAGE BY A TAR HEEL (MIN. 10 MADE)

- 1.000 **RJ Davis vs. NC State, Jan. 21, 2023 (14x14)**
- 1.000 Cole Anthony vs. Boston College, Feb. 1, 2020 (14x14)
- 1.000 Tyler Hansbrough vs. NC State, Jan. 7, 2006 (14x14)
- 1.000 Tyler Hansbrough vs. Kentucky, Jan. 2, 2008 (11x11)
- 1.000 Steve Bucknall vs. Clemson, Feb. 25, 1989 (11x11)
- 1.000 J.R. Reid vs. Marquette, Feb. 15, 1987 (11x11)
- 1.000 Coby White vs. Syracuse, Feb. 26, 2019 (10x10)
- 1.000 Luke Maye vs. NC State, Feb. 5, 2019 (10x10)
- 1.000 Marcus Paige vs. Kentucky, Dec. 14, 2013 (10x10)
- 1.000 Kris Lang vs. NC State, Jan. 8, 2000 (10x10)

BEST OPPONENT FREE THROW PERCENTAGE (MIN. 10 MADE)

- 1.000 Tyus Jones, Duke, March 7, 2015 (12x12)
- 1.000 Rakeem Christmas, Syracuse, Jan. 26, 2015 (10x10)
- 1.000 Aaron White, Iowa, Dec. 3, 2014 (10x10)
- 1.000 Jarrett Jack, Georgia Tech, Jan. 12, 2005 (10x10)
- 1.000 Kenny Inge, NC State, Feb. 21, 1998 (10x10)
- 1.000 Petey Sessoms, Old Dominion, Dec. 1, 1992 (10x10)

MOST REBOUNDS BY A TAR HEEL

- 24 Sean May vs. Duke, Mar. 6, 2005
- 23 **Armando Bacot vs. James Madison, Nov. 20, 2022**
- 22 **Armando Bacot vs. Virginia, Jan. 8, 2022**
- 21 Sean May vs. Duke, Feb. 5, 2004
- 21 Sean May vs. Akron, Dec. 14, 2003
- 20 **Armando Bacot vs. Virginia Tech, Jan. 24, 2022**
- 19 Brice Johnson vs. Duke, Feb. 17, 2016
- 19 Sean May vs. Kentucky, Dec. 4, 2005
- 18 **Armando Bacot vs. NC State, Jan. 21, 2023**
- 18 **Armando Bacot vs. Syracuse, Feb. 28, 2022 (OT)**
- 18 **Armando Bacot vs. Boston College, Jan. 26, 2022**
- 18 Luke Maye vs. Boston College, Jan. 9, 2018
- 18 Tyler Hansbrough vs. Duke, March 6, 2008

MOST OPPONENT REBOUNDS

- 19 John Mooney, Notre Dame, Jan. 15, 2019
- 19 Jordan Williams, Maryland, Feb. 27, 2011
- 19 Ed Horton, Iowa, Jan. 7, 1989
- 18 Alvin Jones, Georgia Tech, Feb. 3, 2001
- 17 T.J. Bickerstaff, Boston College, Jan. 26, 2022
- 17 Kerry Blackshear, Virginia Tech, Jan. 21, 2019
- 17 Richard Howell, NC State, Feb. 23, 2013
- 17 Tim Duncan, Wake Forest, Feb. 19, 1997
- 17 James Forrest, Georgia Tech, Feb. 12, 1994
- 17 Malcolm Mackey, Georgia Tech, Jan. 27, 1991
- 16 Malcolm Bagley III, Duke, Feb. 8, 2018
- 16 Andre Brown, DePaul, March 17, 2013
- 16 *Rony Seikaly, Syracuse vs. NC A&T, March 17, 1988 (NCAA 1st Rd.)*

MOST ASSISTS BY A TAR HEEL

- 18 Raymond Felton vs. George Mason, Dec. 7, 2003
- 17 Jeff Lebo vs. Chattanooga, Nov. 18, 1988
- 16 Kendall Marshall vs. Long Beach State, Dec. 10, 2011
- 16 Kendall Marshall vs. Florida State, Feb. 6, 2011
- 15 Kendall Marshall vs. Tennessee State, Nov. 22, 2011
- 14 Raymond Felton vs. Wyoming, March 24, 2003
- 14 Ed Cota vs. Florida State, Jan. 24, 1998
- 14 Ed Cota vs. Appalachian State, Jan. 17, 1998
- 13 Kendall Marshall vs. Clemson, Feb. 18, 2012
- 13 Kendall Marshall vs. Appalachian State, Dec. 17, 2011
- 13 Ed Cota vs. Wake Forest, Feb. 12, 2000
- 13 Jeff McInnis vs. Florida State, Jan. 25, 1995
- 13 Kenny Smith vs. Miami, Dec. 8, 1986

MOST OPPONENT ASSISTS

- 17 Muggsy Bogues, Wake Forest, Feb. 12, 1986
- 13 Kenny Anderson, Georgia Tech, Jan. 27, 1991
- 12 Melo Trimble, Maryland, Dec. 1, 2015
- 12 Lorenzo Brown, NC State, Feb. 23, 2013



JAMES MICHAEL MCADOO is the only Tar Heel to score in double figures in 18 games in one season in the Smith Center (in 2013-14).

- 12 Kenny Anderson, Georgia Tech, Feb. 28, 1990
- 12 Brian Oliver, Georgia Tech, Jan. 28, 1989
- 12 *Quin Snyder, Duke vs. SMU, March 19, 1988 (NCAA 2nd Rd.)*
- 12 *Sherman Douglas, Syracuse vs. Rhode Island, March 19, 1988 (NCAA 2nd Rd.)*
- 12 Muggsy Bogues, Wake Forest, Feb. 11, 1987
- 11 Ty Jerome, Virginia, Feb. 11, 2019
- 11 Greivis Vasquez, Maryland, Jan. 19, 2008
- 11 Jeff Capel, Duke, March 4, 1995
- 11 Donnie Seale, NC State, Feb. 22, 1992

MOST BLOCKED SHOTS BY A TAR HEEL

- 10 Brendan Haywood vs. Miami, Dec. 4, 2000
- 8 Brendan Haywood vs. Tulsa, Nov. 11, 2000
- 7 John Henson vs. Nicholls, Dec. 19, 2011
- 7 John Henson vs. Maryland, Feb. 27, 2011
- 7 John Henson vs. NC State, Jan. 29, 2011
- 7 John Henson vs. Lipscomb, Nov. 12, 2010

MOST OPPONENT BLOCKED SHOTS

- 7 Manny Bates, NC State, Jan. 23, 2021
- 7 Sharone Wright, Clemson, Feb. 17, 1993
- 7 *Rony Seikaly, Syracuse vs. NC A&T, March 17, 1988 (NCAA 1st Rd.)*
- 6 Cameron Jackson, Wofford, Dec. 20, 2017
- 6 BeeJay Anya, NC State, Feb. 24, 2015
- 6 Shelden Williams, Duke, March 6, 2005
- 6 Emeka Okafor, UConn, Jan. 17, 2004
- 6 Emeka Okafor, UConn, Jan. 18, 2003
- 6 Rodney Dobard, Florida State, Jan. 27, 1993
- 6 Derrick Lewis, Maryland, Feb. 20, 1986

MOST STEALS BY A TAR HEEL

- 8 Derrick Phelps vs. Central Florida, Dec. 7, 1991
- 8 Tyler Hansbrough vs. UNC Asheville, Dec. 28, 2005
- 7 Derrick Phelps vs. Maryland, Feb. 10, 1994
- 7 George Lynch vs. Florida State, Jan. 27, 1993
- 7 Derrick Phelps vs. Cornell, Jan. 4, 1993
- 7 Derrick Phelps vs. Houston, Dec. 13, 1992
- 6 Joseph Forte vs. Georgia Tech, March 1, 2000
- 6 Derrick Phelps vs. The Citadel, Nov. 24, 1991
- 6 King Rice vs. Georgia Tech, Feb. 28, 1990
- 6 Pete Chilcutt vs. DePaul, Dec. 16, 1989

MOST OPPONENT STEALS

- 9 Johnny Rhodes, Maryland, Feb. 6, 1996
- 7 Rakim Saunders, Boston College, Jan. 4, 2009
- 7 Ishua Benjamin, NC State, Feb. 21, 1998
- 7 Howard Evans, Temple, Feb. 21, 1988
- 7 Scottie Barnes, Florida State, Feb. 27, 2021
- 6 Jose Alvarado, Georgia Tech, Jan. 4, 2020
- 6 Duke Mondy, Oakland, Nov. 8, 2013
- 6 Shane Larkin, Miami, Jan. 10, 2012
- 6 Scott Burrell, UConn, Jan. 6, 1990
- 6 Chuck Evans Old Dominion, Jan. 3, 1990
- 6 Benny Green, Chattanooga, Nov. 18, 1988

SINGLE-SEASON TEAM RECORDS

HIGHEST SCORING AVERAGE

95.2 in 1986-87 (1,238 in 13 games)
95.0 in 1988-89 (1,330 in 14 games)
94.6 in 2004-05 (1,419 in 15 games)
94.1 in 2007-08 (1,505 in 16 games)
92.3 in 2008-09 (1,385 in 15 games)

HIGHEST AVERAGE VICTORY MARGIN

26.6 in 2006-07
26.5 in 2004-05
23.5 in 1986-87
22.8 in 2011-12
22.6 in 1992-93

HIGHEST SCORING AVERAGE ALLOWED

81.8 in 1988-89 (1,145 in 14 games)
75.9 in 2001-02 (1,139 in 15 games)
75.7 in 2003-04 (1,060 in 14 games)
74.5 in 1994-95 (969 in 13 games)
74.4 in 2019-20 (1,042 in 14 games)

HIGHEST FIELD GOAL PERCENTAGE

.577 in 1985-86 (237x411)
.547 in 1997-98 (399x729)
.546 in 1986-87 (464x850)
.545 in 1987-88 (330x605)
.544 in 1992-93 (420x772)

HIGHEST THREE-POINT FIELD GOAL PERCENTAGE

.451 in 1986-87 (79x175)
.438 in 1994-95 (110x251)
.416 in 2008-09 (111x267)
.405 in 1996-97 (68x168)
.405 in 1995-96 (92x227)

HIGHEST FREE THROW PERCENTAGE

.774 in 2018-19 (291x376)
.757 in 1985-86 (112x148)
.754 in 2022-23 (270x358)
.754 in 2007-08 (343x455)
.753 in 2020-21 (174x231)

SINGLE-SEASON INDIVIDUAL RECORDS

MOST POINTS

385 Tyler Hansbrough, 2007-08
350 Rashad McCants, 2002-03
337 Tyler Hansbrough, 2005-06
327 Tyler Hansbrough, 2006-07
315 Harrison Barnes, 2011-12
315 Hubert Davis, 1991-92

HIGHEST SCORING AVERAGE

24.1 Tyler Hansbrough, 2007-08 (385 in 16 games)
22.7 Tyler Hansbrough, 2008-09 (272 in 12 games)
22.2 Antawn Jamison, 1997-98 (266 in 13 games)

MOST GAMES SCORING IN DOUBLE FIGURES

18 James Michael McAdoo, 2013-14
17 Tyler Hansbrough, 2005-06
17 Rashad McCants, 2002-03
16 Marcus Paige, 2013-14
16 Deon Thompson, 2009-10
16 Tyler Hansbrough, 2007-08
16 Tyler Hansbrough, 2006-07

MOST FIELD GOALS MADE

128 Rashad McCants, 2002-03
121 Tyler Hansbrough, 2007-08

MOST THREE-POINTERS MADE

49 Rashad McCants, 2002-03
45 Caleb Love, 2021-22
44 Justin Jackson, 2016-17
44 Hubert Davis, 1991-92

HIGHEST FREE THROW PERCENTAGE (MIN. 25 MADE)

.906 Marcus Paige, 2013-14 (77x85)
.906 Kenny Williams, 2018-19 (29x32)
.905 Jeff Lebo, 1988-89 (38x42)
.903 Hubert Davis, 1991-92 (65x72)
.902 RJ Davis, 2022-23 (55x61)

CAREER RECORDS

MOST GAMES

67 Leaky Black, 2018-23
67 Marcus Ginyard, 2005-10
66 Deon Thompson, 2006-10
65 Brice Johnson, 2012-16
64 Nate Britt, 2013-17
64 Isaiah Hicks, 2013-17
64 Danny Green, 2005-09

MOST POINTS

1,321 Tyler Hansbrough (2005-09) (21.3 per game in 62 games)
860 Rashad McCants, 2002-05 (most in three seasons)
817 Jawad Williams, 2001-05
802 Armando Bacot, 2019-
768 Marcus Paige, 2012-16

CONSECUTIVE GAMES SCORING IN DOUBLE FIGURES

42 Tyler Hansbrough, 2005-09

MOST FIELD GOALS

425 Tyler Hansbrough, 2005-09
315 Brice Johnson, 2012-16
303 Rashad McCants, 2002-05 (most in three seasons)
298 Armando Bacot, 2019-
291 Jawad Williams, 2001-05

HIGHEST FIELD GOAL PERCENTAGE (MIN. 100 ATTEMPTS)

.674 Brendan Haywood, 1997-2001 (225x334)
.673 Brandan Wright, 2006-07 (101x150)
.664 Rasheed Wallace, 1993-95 (156x235)
.643 Joe Wolf, 1986-87 (126x196)
.615 J.R. Reid, 1986-89 (192x312)

MOST THREE-POINTERS

117 Marcus Paige, 2012-16
113 Rashad McCants, 2002-05 (most in three seasons)
102 Wayne Ellington, 2006-09
96 Joel Berry II, 2014-18
92 Reggie Bullock, 2010-13

HIGHEST THREE-POINT PERCENTAGE (MIN. 50 ATTEMPTS)

.500 Reyshawn Terry, 2003-07 (52x104)
.465 Rashad McCants, 2002-05 (113x243)
.449 Vince Carter, 1995-98 (35x78)
.446 Shammond Williams, 1994-98 (91x204)
.438 Dante Calabria, 1992-96 (85x194)

MOST FREE THROWS MADE

465 Tyler Hansbrough, 2005-09
206 Armando Bacot, 2019-
185 Tyler Zeller, 2008-12
181 Jawad Williams, 2001-05
172 James Michael McAdoo, 2011-14 (most in three seasons)
157 Marcus Paige, 2012-16

HIGHEST FREE THROW PERCENTAGE (MIN. 50 ATTEMPTS)

.882 Coby White, 2018-19 (60x68)
.860 Joseph Forte, 1999-2001 (92x107)
.859 Cole Anthony, 2019-20 (55x64)
.848 Marvin Williams, 2004-05 (56x66)
.846 Jeff Lebo, 1986-89 (110x130)

MOST REBOUNDS

576 Armando Bacot, 2019-
517 Tyler Hansbrough, 2005-09
428 Brice Johnson, 2012-16
418 John Henson, 2009-12 (most in three seasons)
415 Kennedy Meeks, 2013-17

MOST ASSISTS

378 Ed Cota, 1996-2000
373 Raymond Felton, 2002-05 (most in three seasons)
279 Kendall Marshall, 2010-12
279 Ty Lawson, 2006-09
278 Marcus Paige, 2012-16



INDIVIDUAL CAREER STATISTICS



PLAYER	YEARS	GP	MIN	FG	FGA	PCT	3FG	ATT	PCT	FT	FTA	PCT	OFF	REB	AVE	PF	A	TO	B	ST	PTS	AVE
Aitken, Stuart	1932-35	61		167						52											386	6.3
Akins, Bill	1988-89	10	20	2	6	.333	0	0	-	2	4	.500	1	3	0.3	1	1		0	1	6	0.6
Alexander, Tom	1929-30	61		105						58											268	2.6
Allen, Bill	1944-45	28		35						38	62	.613									108	3.9
Altemose, Bob	1942-44	46		45						37	57	.649									127	2.8
Alvarez, Manny	1944-45	27		60						45	73	.616									165	6.1
Ambler, John	1921-22	2		1																	2	1.0
Anderson, Don	1943-46	71		155						68	112	.607									378	5.3
Andrews, Ezra	1913-16	20		30						4											64	3.2
Anisko, Paul	1952-53	2		3	14	.214				1	2	.500				2					7	3.5
Anthony, Cole	2019-20	22	768	131	345	.380	49	141	.348	96	128	.750	10	125	5.7	64	88	77	6	29	407	18.5
Antolini, Ed	1940-42	14		5						0	1	.000									10	0.7
Asch, Roy	1939-40	1		0						0											0	0.0
Austin, John	1970-71	12		0	3	0				1	5	.200		5	0.4	6	4				1	0.1
Bacot, Armando	2019-	132	3647	680	1224	.566	1	15	.067	448	676	.663	476	1335	10.1	352	166	244	160	87	1809	13.7
Baggett, Robert	1926-27	11																			11	1.0
Bailey, Junie	1946-47	1														0					0	0.0
Barlow, Jeb	1980-82	58	232	18	46	.391				14	21	.667		39	0.7	29	10	22	1	8	50	0.9
Barber, Howard "Red"	1924-26	17																			25	1.5
Barber, Milton	1930-32	4		3						1											7	1.8
Barnes, Harrison	2010-12	75	2198	439	1018	.431	116	332	.349	234	319	.734	149	414	5.5	140	96	146	29	68	1228	16.4
Barnes, Octavius	1994-95	5	4	0	3	0	0	1	0	0	0	-	0	0	0.0	2	0	0	0	0	0	0.0
Bauer, Fred	1944-45	8		3						1	2	.500									7	0.9
Beach, Tom	1943-44	5		2						1	2	.500									5	1.0
Beale, Earle	'30-31, 32-34	40		21						15											57	1.4
Bell, Mickey	1972-75	71		30	52	.577				42	67	.627		68	0.9	47	41				102	1.4
Bennett, Benton	1948-50	47		46						29	53	.547				49					121	2.6
Bennett, Bob	1963-66	70		148	326	.454				90	144	.625		303	4.3	190					386	5.5
Berry II, Joel	2014-18	144	3973	607	1448	.419	266	726	.366	333	400	.833	65	405	2.8	275	451	223	27	165	1813	12.6
Bershak, Andy	1935-38	65		171						101											443	6.8
Bersticker, Brian	1997-02	106	825	138	259	.533	3	10	.300	44	65	.677	56	196	1.8	138	31	47	72	16	323	3.0
Black, Jimmy	1978-82	127	3132	258	512	.504				212	289	.734		147	1.2	275	525		18	175	728	5.7
Black, Ken	1943-44	1																			0	0.0
Black, Leaky	2018-23	155	4174	315	785	.401	76	257	.296	147	200	.735	201	730	4.7	284	334	174	92	166	853	5.5
Blood, Ben	1933-35	33		13						4											30	0.9
Bohlander, Justin	2003-04	18	133	7	22	.318	0	0	-	8	13	.615	6	19	1.1	16	5	8	7	6	22	1.2
Bolick, Daniel	2010-11	14	19	1	4	.250	0	1	0	4	4	1.000		5	0.4	1	2	1	0	0	6	0.4
Boone, Adam	2000-02	60	1031	81	194	.418	44	110	.400	45	56	.804	7	91	1.5	66	133	105	4	34	251	4.2
Boone, Pete	1936-38	37		28						26											82	2.2
Bostick, Jim	1966-67	14		8	19	.421				2	5	.400		8	0.6	3					18	1.3
Bowden, Hal	1952-53	2		2	3	.667				0	2	.000				0					4	2.0
Bowers, Bruce	1962-63	1		0	0	-				0	0	-		0	0.0	0					0	0.0
Bowman, Dave	1937-40	22		15						7											37	1.7
Box, Boyce	1943-44	27		93						15	31	.484									201	7.4
Braddock, Jimmy	1979-83	136	1823	198	434	.456	43	93	.462	106	127	.835		80	0.6	91	228	134	1	57	545	4.0
Bradley, Dudley	1975-79	120		221	485	.456				80	145	.552		286	2.4	201	129		16	190	522	4.4
Bradley, Tony	2016-17	38	555	102	178	.573	0	0	-	65	105	.619	98	195	5.1	69	23	25	22	10	269	7.1
Brandt, George	1931-34	31		37						15											89	2.9
Branson, Les	1938-40	42		34						21	30	.700									89	2.1
Brennan, Pete	1955-58	81		414	991	.418				506	719	.704		854	10.5	248					1334	16.5
Britt, Nate	2013-17	151	2653	256	688	.372	81	242	.335	181	223	.812	42	233	1.5	270	299	167	6	121	774	5.1
Brooker, Lofton	1929-31	5		0						0											0	0.0
Brooker, Michael	1997-01	71	361	24	90	.267	16	69	.232	11	20	.550	14	36	0.5	39	28	49	1	12	75	1.1
Brooks, Garrison	2017-21	133	3269	500	951	.526	6	15	.400	270	432	.625	311	797	6.0	330	166	174	69	68	1276	9.6
Brown, Billy	1927-30	46		79						22											180	3.9
Brown, Bill	1962-65	44		16	43	.372				28	41	.683		41	0.9	19					60	1.4
Brown, Joe	1966-69	89		167	399	.419				68	121	.562		280	3.1	125					402	4.5
Brown, Larry	1960-63	56		220	489	.450				221	283	.781		130	2.3	163					661	11.8
Brown, Lou	1958-61	40	91	25	49	.510				19	31	.613		27	0.7	30					69	1.7
Brown, Sanford	'18-20, 1921-22	14		8						0											16	1.1
Brownlee, John	1981-83	46	196	24	34	.706	0	0	-	4	14	.286		51	1.1	27	3	26	4	5	52	1.1
Brust, Chris	1978-82	89	481	38	71	.535				27	51	.529		108	1.2	50	21	47	0	6	103	1.2
Brust, Matthew	1984-85	8	18	1	3	.333				0	3	0		4	0.5	2	3				2	0.3
Buckley, Bruce	1973-77	98		105	211	.498				74	112	.661		156	1.6	119	51		6	23	284	2.9
Bucknall, Steve	1985-89	130	2605	333	696	.478	71	168	.423	237	314	.755		392	3.0	208	382	222	8	99	974	7.5
Budko, Pete	1977-81	105	1075	87	172	.506				26	51	.510		231	2.2	132	61		80	16	200	1.9
Bullock, Reggie	2010-13	100	2457	358	815	.439	188	486	.387	85	118	.720	156	495	5.0	121	169	94	21	87	989	9.9
Bunting, Bill	1966-69	95		398	774	.514				273	371	.736		619	6.5	263					1069	11.3
Burgess, Jason	1991-92	13	39	0	4	0	0	0	-	1	4	.250	3	7	0.5	5	3	2	0	4	1	0.1
Burke, Dewey	2005-07	32	49	6	20	.300	5	17	.294	3	6	.500	2	8	0.3	4	2	7	0	1	20	0.6
Burns, Charlie	1961-63	15		7	11	.636				0	0	-		1	0.1	2					14	0.9
Byrd, Tom	1943-44	1																			0	0.0
Byerly, Guy	1940-42	7		3						3	6	.500									9	1.3

PLAYER	YEAR	GP	MIN	FG	FGA	PCT	3FG	ATT	PCT	FT	FTA	PCT	OFF	REB	AVE	PF	A	TO	B	ST	PTS	AVE
Calabria, Dante	1992-96	135	3190	373	825	.452	193	469	.412	159	221	.719	115	426	3.2	226	336	195	8	116	1098	8.1
Calhoun, Jesse "Ikie"	1925-27	2		0						0											0	0.0
Callahan, Peppy	1960-63	22		1	14	.071				4	9	.444		6	0.3	7					6	0.3
Campbell, Greg	1965-66	15		4	10	.400				4	8	.500		4	0.3	5					12	0.8
Campbell, Marc	2007-10	51	103	5	19	.263	3	12	.250	3	4	.750	1	9	0.2	5	20	20	0	8	16	0.3
Capel, Jason	1998-02	120	3846	453	1022	.443	164	437	.375	377	458	.823	214	807	6.7	302	329	257	23	123	1447	12.1
Carmichael, Billy	'17-20,21-22	63		233						112											578	9.2
Carmichael, Cartwright	1920-24	82		286						447											1019	12.4
Carr, Albert	1937-38	2		0						0											0	0.0
Carr, Watts	1937-39	10		5						0											10	1.0
Carrington, Bill	1910-13	20		48						7											103	5.2
Carson, Coy	1946-49	60		219						114	178	.640				141					552	9.2
Carter, Jippy	1950-53	52		65	183	.355				52	94	.553				90					182	3.5
Carter, Vince	1995-98	103	2681	481	880	.547	99	269	.368	206	292	.705	183	466	4.5	190	197	123	80	114	1267	12.3
Cathey, George	1926-29	46																			170	3.7
Cernugle, Tony	1937-38,39-40	3		1						2											4	1.3
Chadwick, Dave	1968-71	74		179	315	.568				76	111	.685		214	2.9	76	35				434	5.9
Chamberlain, Bill	1969-72	77		389	720	.540				179	255	.702		475	6.2	207	190				957	12.4
Chambers, Bill	1969-72	58		35	72	.486				53	72	.736		56	0.9	25	19				123	2.1
Chambers, Bill	1972-76	97		52	116	.448				21	35	.600		58	0.6	31	41				125	1.3
Chambers, Lenoir	1911-14	20		20						0											40	2.0
Chandler, Stuart	1931-33	18		5						3											13	0.7
Cherry, Scott	1989-93	76	306	34	73	.466	6	18	.333	38	60	.633	14	47	0.6	28	51	35	4	16	112	1.5
Chilcutt, Pete	1987-91	140	3180	483	904	.534	20	58	.345	164	231	.710	276	766	5.5	155	188	226	83	115	1150	8.2
Choate, Page	1928-31	36		16						8											40	1.1
Clark, Buddy	1954-55	6		1	3	.333				4	6	.667		3	0.5	0					6	1.0
Clark, Rusty	1966-69	91		513	1003	.511				313	448	.699		933	10.3	282					1339	14.7
Cleland, Tom	1928-31	29		20						6											46	1.6
Cobb, Jack	1923-26	73																			848	11.6
Cohen, Raymond	1930-31	1		0						0											0	0.0
Coker, Kanler	2015-17	34	44	3	8	.375	0	2	.000	5	5	1.000	3	11	0.3	8	2	3	0	1	11	0.3
Cole, Mervin "King"	1946-48	31		73						10	21	.476				32					156	5.0
Coleman, Justin	2014-16	24	36	1	10	.100	0	6	.000	2	4	.500	1	4	0.2	3	4	2	0	0	4	0.2
Colescott, Dave	1976-80	103	1742	198	404	.490				110	150	.733		86	0.8	124	150		2	83	506	4.9
Coley, Woody	1974-77	53		4	16	.250				0	1	0		21	0.4	22	1				8	0.2
Collett, Noah	1931-32	2		0						0											0	0.0
Conlon, Marty	1960-61	8		2	6	.333				0	0	-		4	0.5	1					4	0.5
Connor, Henry	1930-32	2		0						0											0	0.0
Cooke, Mike	1961-64	61		200	460	.435				65	99	.657		180	3.0	175					465	7.6
Cooner, Randy	1934-35	1		0						0											0	0.0
Cooper, Stewart	2010-12	33	49	2	6	.333	0	0	-	1	3	.333	2	5	0.2	6	1	4	0	1	5	0.2
Copeland, Mike	2005-09	78	233	31	62	.500	0	2	0	23	32	.719	21	66	0.8	36	9	20	10	2	85	1.1
Corson, Craig	1969-72	71		31	71	.437				29	51	.569		122	1.7	72	27				91	1.3
Cota, Ed	1996-00	138	4633	438	969	.452	93	250	.372	293	399	.734	106	517	3.7	176	1030	470	25	192	1262	9.1
Cox, John	1970-71	9		1	5	.200				1	3	.333		4	0.4	4	2				3	0.3
Cowan, James	1915-16	5		2						0											4	0.8
Craig, David	1928-29	1		1						1											3	3.0
Creticos, Soc	1943-44	22		42						13	21	.619									97	4.4
Crompton, Geff	1973-78	36		53	108	.491				20	44	.455		117	3.3	69	32		24		126	3.5
Crotty, John	1957-60	55	63	15	36	.417				27	45	.600		30	0.5	46					57	1.0
Crouch, Patrick	2010-12	35	58	7	19	.368	2	9	.222	2	4	.500	0	7	0.2	8	6	12	0	1	18	0.5
Crouch, Walter	1929-30	3		0						1											1	0.3
Cuneo, Frank	1937-40	21		7						8											22	1.0
Cunningham, Billy	1962-65	69		656	1387	.473				397	631	.629		1062	15.4	262					1709	24.8
Cunningham, Bob	1955-58	78		153	433	.353				103	177	.582		410	5.3	220					409	5.3
Curry, Ronald	1998-01	54	1114	76	217	.350	26	99	.263	48	81	.593	17	133	2.5	83	162	120	0	44	226	4.2
Cuthbertson, Rennie	1916-19	25		43						1											87	3.5
Dalton, Spenser	2014-16	20	23	1	9	.111	0	7	.000	0	0	-	1	2	0.1	1	0	1	0	1	2	0.1
Dameron, Sandy	1928-31	52		95						57											247	4.8
Daugherty, Brad	1982-86	135	3973	760	1226	.620	0	1	0	392	560	.700		1003	7.4	402	214	290	146	92	1912	14.2
Davis, Ed	2008-10	61	1357	210	383	.548	0	0	-	142	228	.623	149	470	7.7	116	44	86	129	24	562	9.2
Davis, Hubert	1988-92	137	2922	557	1118	.498	197	453	.435	304	371	.819	98	248	1.8	129	179	125	23	108	1615	11.8
Davis, Larry	1992-94	38	123	28	61	.459	2	11	.182	26	38	.684	10	28	0.7	7	12	9	0	11	84	2.2
Davis, Luke	2012-15	44	216	4	10	.400	2	8	.250	2	6	.333	1	12	0.3	17	36	13	0	5	12	0.3
Davis, RJ	2020-	101	3119	436	1054	.414	161	453	.355	271	319	.850	54	399	4.0	224	304	190	12	95	1304	12.9
Davis, Robert	1913-16	30		16						0											32	0.8
Davis, Robert	'25-26, 27-28		3	0						0											0	0.0
Davis, Walter	1973-77	119		754	1420	.531				355	459	.773		670	5.6	330	409				1863	15.7
Daye, James	1984-86	25	57	4	11	.364				10	18	.556		9	0.4	5	9	8	0	0	18	0.7
Deasy, Howard	1948-52	107		310						196	376	.521				333					816	7.6
Dedmon, Lee	1968-71	89		378	786	.481				263	388	.678		729	8.2	303	180				1019	11.4
DeLancey, Bill	1925-26	1		0						0											0	0.0
Delany, Jim	1967-70	73		73	180	.406				85	109	.780		41	0.6	80					231	3.2
DeLorenzo, Vincent	1945-46	15		13						4	7	.571									30	2.0
Denny, Jeff	1986-90	103	542	50	122	.410	31	75	.413	38	52	.731	17	58	0.6	40	76	45	0	14	169	1.6
Devin, Billy	1923-26	67		27																	218	3.3
Dewell, John	1943-44	27		63						26	42	.619									152	5.6
Dillon, John	1944-48	115		397						266	439	.606									1060	9.2
Dilworth, Ben	1937-40	63		135						63											333	5.3
Dittmar, John	1951-52	5		3	4	.750				0	0	-				0					6	1.2
Dodderer, Bill	'23-26, 27-28	90																			294	3.3
Doherty, Matt	1980-84	129	4087																			

PLAYER	YEAR	GP	MIN	FG	FGA	PCT	3FG	ATT	PCT	FT	FTA	PCT	OFF	REB	AVE	PF	A	TO	B	ST	PTS	AVE
Dowd, Carey	1913-14	17		83																	166	9.8
Dowd, James	1918-19	2																			0	0.0
Dowd, William	1943-44	1																			0	0.0
Drew II, Larry	2008-11	96	1907	160	409	.391	50	163	.307	91	152	.599	22	189	2.0	148	378	203	2	67	461	4.8
Duls, Ferdinand	1910-11	3		4						0											8	2.7
Dunn, D'Marco	2021-	50	371	37	97	.381	15	52	.288	7	13	.538	8	27	0.5	39	13	12	6	8	96	1.9
Dupont, David	2010-12	33	49	3	14	.214	3	9	.333	1	2	.500	3	8	0.2	4	3	1	0	0	10	0.3
Eaton, George	1920-21	1		0						0											0	0.0
Earey, Mike	1969-70	3		1	4	.250				2	2	100.0		0	0.0	0					4	1.3
Edwards, Ben	1913-14	6		9						0											18	3.0
Edwards, Paul	1929-32	60		93						43											229	3.8
Egbuna, Toby	2015-16	16	19	0	7	.000	0	3	.000	0	0	-	0	2	0.1	1	0	1	0	1	0	0.0
Eggleston, Don	1968-71	56		25	66	.379				32	50	.640		86	1.5	34	14				82	1.5
Ellington, Bill	1950-51	8		1	10	.100				1	1	1.000				4					3	0.4
Ellington, Wayne	2006-09	115	3278	616	1331	.463	229	577	.397	233	288	.809	126	469	4.1	168	258	175	14	109	1694	14.7
Ellis, Caleb	2018-20	30	42	5	9	.556	1	2	.500	1	3	.333	3	4	0.1	2	1	1	2	3	12	0.4
Elston, Darrell	1971-74	73		310	617	.502				125	150	.833		190	2.6	143	259				745	10.2
Elstun, Doug	1987-88	12	16	1	4	.250	0	0	-	2	2	100.0	0	0	0.0	1	0	2			4	0.3
Erwin, Jesse	1919-21	28		25						0											50	1.8
Erwin, Roy	1911-12	6		7						0											14	2.3
Evans, Emanuel	1926-27	3		0						0											0	0.0
Everett, Charlie	2004-05	22	46	5	8	.625	1	1	100.0	1	3	.333	2	5	0.2	4	2	5	0	1	12	0.5
Everett, Jim	1999-01	28	51	3	10	.300	0	0	-	8	9	.889	4	18	0.6	11	2	4	1	0	14	0.5
Everett, Joe	2001-02	9	16	3	7	.429	0	1	0	2	2	1.000	3	10	1.1	0	0	1	0	2	8	0.9
Evtimov, Vasco	1996-99	38	264	40	95	.421	0	5	0	25	37	.676	43	111	2.9	44	13	28	2	18	105	2.8
Exum, Cecil	1980-84	103	383	59	121	.488	1	5	.200	35	58	.603		84	0.8	53	35	44	5	13	154	1.5
Farleigh, Stuart	1928-30	4		1						0											2	0.5
Farris, Duwe	2020-	14	19	2	4	.500	0	0	-	1	2	.500	2	5	0.4	3	0	0	0	0	5	0.4
Fearrington, James	1917-18	1		0						0											0	0.0
Feimster, Hank	1940-41	2		0						0											0	0.0
Feldman, Larry	1943-44	3		0						0											0	0.0
Fenner, Julian	1927-28	4		0						0											0	0.0
Felton, Jalek	2017-18	22	213	24	62	.387	11	35	.314	4	6	.667	2	20	0.9	11	35	24	2	8	63	2.9
Felton, Raymond	2002-05	101	3421	414	978	.423	174	464	.375	258	353	.731	69	417	4.1	233	697	361	27	191	1260	12.5
Ferraro, Hal	1948-51	50		35						19	36	.528				48					89	1.8
Fields, John	1945-46	8		2						2	5	.400									6	0.8
Fingleton, Neil	2001-02	1	4	0	2	0	0	0	-	0	0	-		1	1.0	0	0	1	0	0	0	0.0
Fisher, Mike	1945-46	8		0						1	2	.500									1	0.1
Fitch, Jack	1943-44	28		60						31	64	.484									151	5.6
Fitzsimmons, Owen	1915-16	5		1						0											2	0.4
Fleming, Charles	1913-14	2		0						0											0	0.0
Fletcher, Ralph	1965-68	50		27	69	.391				27	42	.643		64	1.3	26					81	1.6
Fogler, Eddie	1967-70	91		174	436	.399				75	117	.641		152	1.7	162					423	4.6
Ford, Phil	1974-78	123		865	1640	.527				560	693	.808		261	2.1	300	753				2290	18.6
Forte, Joseph	1999-01	69	2341	479	1055	.454	111	302	.368	221	273	.810	99	399	5.8	138	210	169	27	121	1290	18.7
Foster, Brooks	2004-05	5	9	0	1	0	0	0	-	1	3	.333		1	0.2	4	1	1	0	2	1	0.2
Fox, Rick	1987-91	140	3183	633	1221	.518	153	394	.388	284	375	.757	219	594	4.2	405	323	339	44	197	1703	12.2
Francis, Jeremiah	2019-20	16	217	15	66	.227	4	20	.200	18	26	.692	1	20	1.3	18	26	19	0	7	52	3.3
Frasor, Bobby	2005-09	109	1993	143	393	.364	70	228	.307	46	71	.648	39	186	1.7	128	261	132	14	78	402	3.7
Frederick, Brad	1996-99	70	284	16	42	.381	6	18	.333	8	16	.500	16	40	0.6	24	15	22	1	3	46	0.7
Freedman, Ellis	1941-43	40		44						17	33	.515									105	2.6
Frye, Jim	1965-68	23		15	29	.517				5	8	.625		13	0.6	12					35	1.5
Fuller, Walter	1914-15	2		0						0											0	0.0
Gaines, Tom	1950-52	21		11	25	.440				3	7	.429				11					25	1.2
Galantai, Billy	1962-64	32		32	79	.405				27	39	.692		69	2.2	45					91	2.8
Gallagher, James	2009-10	12	19	0	1	0	0	0	-	0	1	0	1	3	0.3	1	2	0	0	1	0	0.0
Garcia, Dawson	2021-22	16	329	47	116	.405	12	32	.375	38	48	.792	33	88	5.5	34	11	21	5	7	144	9.0
Garvin, Dick	1944-45	25		19						10	24	.417									48	1.9
Gauntlett, Tom	1964-67	79		238	538	.442				68	95	.716		202	2.6	148					544	6.9
Gersten, Bobby	1939-42	77		85						36	50	.720									206	2.7
Geth, Ed	1992-96	62	229	42	80	.525	0	2	0	22	46	.478	28	72	1.2	29	7	24	2	8	106	1.7
Ginyard, Marcus	2005-10	143	3361	313	734	.426	50	163	.307	198	285	.695	220	543	3.8	223	275	215	13	156	874	6.1
Gipple, Dale	1968-71	73		60	148	.405				43	58	.741		72	1.0	48	67				163	2.2
Glace, Jason	1932-35	54		90						104											284	5.2
Glamack, George	1938-41	71		479						233	356	.654									1191	16.8
Glancy, Gene	1952-54	25		16	48	.333				19	34	.559				42					51	2.1
Godwin, Marion	1949-50	1														0					0	0.0
Goodson, Robert	1913-14	2		5						0											10	2.0
Goodwin, Frank	1954-55	16		9	30	.300				15	17	.882		17	1.1	21					33	2.1
Graham, Tom	1921-23	11		1						0											2	0.2
Grandin, Elliott	1916-17	9		39						21											99	11.0
Grant, Damion	2002-05	28	144	11	36	.306	0	0	-	8	14	.571	20	35	1.2	26	0	16	15	2	30	1.0
Graves, Will	2007-10	92	1284	173	454	.381	102	276	.370	65	83	.783	96	270	2.9	112	59	67	12	35	513	5.6
Green, Danny	2005-09	145	2889	491	1079	.455	184	491	.375	202	239	.845	204	590	4.1	277	256	209	155	160	1368	9.4
Green, Winton	1921-24	50		169						14											352	7.0
Greene, Hilliard	1954-56	18		4	16	.250				3	11	.273		15	0.8	8					11	0.6
Green, Johnny	1929-30	15		25						9											59	3.9
Greene, John	1988-90	26	46	4	16	.250	0	0	-	4	9	.444	7	13	0.5	0	0	3	1	0	12	0.4
Gregory, Thorne	1948-49	1														0					0	0.0
Gribble, Dixon	1965-66	5		6	13	.462				1	1	1.000		13	2.6	0					13	2.6
Griffith, Robert	1918-20	21		18						0											36	1.8
Grimaldi, Vince	1950-53	81		424	1261</																	

PLAYER	YEAR	GP	MIN	FG	FGA	PCT	3FG	ATT	PCT	FT	FTA	PCT	OFF	REB	AVE	PF	A	TO	B	ST	PTS	AVE	
Grubb, Foy	1935-38	49		55						29											139	2.8	
Gurganus, Ransom	1927-28	1		0						0											0	0.0	
Guyes, Leonard	1949-50	2														1					0	0.0	
Gwynn, John	1916-18	4		2						0											4	1.0	
Hackney, Bunn	1924-27	61																			318	5.2	
Hackney, Rufus	1926-29	68																			456	6.7	
Hairston, P.J.	2011-13	71	1286	220	567	.388	127	364	.349	140	175	.800	93	228	3.2	118	74	66	20	57	707	10.0	
Hale, Steve	1982-86	131	3171	359	690	.520	5	17	.294	230	283	.813		291	2.2	293	503	263	7	164	953	7.3	
Hamilton, Jim	1946-47	27		129						54	90	.600				68					312	11.6	
Hanby, Howard	1920-21	20		40						0											80	4.0	
Hanes, John	1910-11	10		14						0											28	2.8	
Hanners, Dave	1973-76	65		26	59	.441				10	22	.455		35	0.5	58	38				62	1.0	
Hansbrough, Tyler	2005-09	142	4394	939	1752	.536	12	38	.316	982	1241	.791	482	1219	8.6	348	154	297	65	180	2872	20.2	
Harnden, Chuck	1939-41	18		10						6	15	.400									26	1.4	
Harper, Puny	1927-30	43		52						17											121	2.8	
Harpold, Wayne	1950-51	6		2	11	.182										3					4	0.7	
Harris, Anthony	2019-22	35	402	44	92	.478	10	28	.357	24	34	.706	11	26	0.7	43	32	24	0	15	122	3.5	
Harrell, Beemer	1919-20	1																			0	0.0	
Harris, Bucky '30-31, 32-35		36		25						14											64	1.7	
Harris, Kenny	1989-91	59	224	33	89	.371	12	40	.300	18	28	.643	4	33	0.6	26	24	31	0	12	96	1.6	
Harrison, Billy	1934-35	4		0						0											0	0.0	
Harrison, Bill	1963-64	2		1	2	.500				0	0	-		0	0.0	2					2	1.0	
Harrison, Ray	1972-74	50		153	298	.513				36	53	.679		81	1.6	96	132				342	6.8	
Harry, Eric	1974-76	12		2	7	.286				3	4	.750		8	0.7	3	1				7	0.6	
Hartley, Dick '42-43, 47-48		45		97						45	73	.616									239	5.3	
Harvell, Billy	1924-26	4																			4	1.0	
Hassell, Pud	1963-65	23		10	27	.370				3	8	.375		22	1.0	18					23	1.0	
Hassell, Ray	1963-66	50		37	80	.463				18	30	.600		38	0.8	50					92	1.8	
Hatchell, Van	2010-11	11	16	0	5	0	0	4	0	1	2	.500	1	4	0.4	2	1	2	0	0	1	0.1	
Hathaway, Bill	1956-57	15		16	48	.333				11	24	.458		75	5.0	10					43	2.9	
Hayes, Robert	1927-28	1		0						0											0	0.0	
Haywood, Brendan	1997-01	141	3316	541	849	.637	0	0	-	329	554	.594	323	839	6.0	345	118	223	304	47	1411	10.0	
Hayworth, Jim '42-43, 45-47		58		17						22	38	.579									56	0.9	
Hayworth, Lewis	1941-44	65		71						32	52	.615									174	2.9	
Henderson, Will	1954-55	6		0	4	0				2	4	.500		0	0.0	2					2	0.3	
Hendlin, Harry	1930-31	2		1						0											2	1.0	
Henry, David	1930-33	31		7						4											18	0.6	
Hensley, Marty	1986-89	41	127	16	37	.432	0	1	0	16	27	.593	9	27	0.7	16	2	13	3	5	48	1.2	
Henson, John	2009-12	109	2594	475	955	.497	5	24	.208	169	350	.483	269	885	8.1	159	108	166	279	68	1124	10.3	
Hicks, Isaiah	2013-17	151	2441	420	735	.571	1	6	.167	271	374	.725	221	546	3.6	370	100	159	79	50	1112	7.4	
Hines, Wilmer	1930-33	58		185						58											428	7.4	
Hirsch, Sid	1930-31	2		1						0											2	1.0	
Hite, Ray	1971-74	86		42	92	.457				38	53	.717		55	0.6	51	73				122	1.4	
Hodges, Luther	1916-19	4		0						0											0	0.0	
Hoffman, Brad	1972-75	90		197	402	.490				69	83	.831		76	0.8	123	205				463	5.1	
Holden, Bill	1925-26	4																			2	0.5	
Holding, Clem	1914-16	10		10						0											20	2.0	
Holland, Gehrmann	1956-59	20	15	5	11	.455				2	3	.667		6	0.3	8					12	0.6	
Holland, Woody	1938-39	2		0						0											0	0.0	
Holley, Jesse	2003-05	25	54	8	20	.400	1	5	.200	7	14	.500	1	13	0.5	13	5	6	2	5	24	1.0	
Holmes, Jonathan	1999-03	76	291	16	41	.390	12	28	.429	13	15	.867	3	34	0.4	24	42	23	0	5	57	0.8	
Holmes, Terry	1948-49	2														0					0	0.0	
Homewood, Roy	1912-16	15		11						0											22	1.5	
Hooker, C.J.	2003-05	34	62	10	22	.455	0	0	-	2	13	.154	9	19	0.6	4	5	4	1	4	22	0.6	
Howard, Jimmy	1938-41	73		175						43	52	.827									393	5.4	
Howell, Harry	1924-25	1		0						0											0	0.0	
Huband, Kim	1969-72	75		147	292	.503				95	112	.848		144	1.9	94	81				389	5.2	
Hubert, Desmond	2011-15	113	731	36	73	.493	0	0	-	12	53	.226	74	153	1.4	80	14	35	50	12	84	0.7	
Hudock, Jim	1959-62	62		206	444	.464				148	228	.649		398	6.4	160					560	9.2	
Huffman, Brandon	2017-20	70	217	40	69	.580	0	0	-	16	33	.485	35	78	1.1	34	3	15	14	2	96	1.4	
Hughes, Lester	1945-46	26		18						8	18	.444									44	1.7	
Hunter, Curtis	1982-87	121	1431	201	357	.563	2	5	.400	104	148	.703		185	1.5	153	155	111	3	67	508	4.2	
Hussey, Jack	1942-43	1		1																	2	2.0	
Hutchins, Jim	1934-35	1		0						0											0	0.0	
Hutchinson, Jenks	1929-30	12		21						4											46	3.8	
Hyatt, Rodney	1986-88	28	71	9	21	.429	2	5	.400	10	14	.714	2	7	0.3	6	17	10	0	1	30	1.1	
Iannarella, Mike	1963-64	3		0	1	0				0	0	-		0	0.0	1					0	0.0	
Jackson, Justin	2014-17	118	3429	615	1341	.459	168	496	.339	228	320	.713	181	481	4.1	179	314	162	45	76	1626	13.8	
James, Joel	2012-16	135	1188	124	273	.454	0	0	-	47	75	.627	117	309	2.3	169	18	73	30	14	295	2.2	
James, Larry	1942-43	5								1	1	1.000									1	0.2	
Jamison, Antawn	1995-98	104	3479	787	1364	.577	8	27	.296	392	635	.617	376	1027	9.9	256	93	183	85	93	1974	19.0	
Jamison, Roger	1971-72	5		2	8	.250				0	1	0		0	0.0	0	1				4	0.8	
Jenkins, Joe	1987-88	15	41	7	11	.636	0	0	-	0	0	-		3	12	0.8	3	4	3	0	2	14	0.9
Johnson, Brice	2012-16	148	3102	714	1242	.575	0	0	-	288	407	.708	314	1035	7.0	369	133	188	163	111	1716	11.6	
Johnson, Cameron	2017-19	62	1840	324	682	.475	143	348	.411	140	169	.828	109	329	5.3	98	146	81	15	61	931	15.0	
Johnson, Earl	1963-64	1		0	0	-				0	0	-		0	0.0	1					0	0.0	
Johnson, John	1913-16	42		69						40											178	4.2	
Johnson, Puff	2020-23	65	742	70	168	.417	20	81	.247	40	58	.690	48	126	1.9	86	22	14	6	24	200	3.1	
Johnson, Troy	1923-24	12		8						2											18	1.5	
Johnson, Will	1999-03	107	961	58	152	.382	30	85	.353	61	83	.735	59	158	1.5	95	60	45	2	10	207	1.9	
Johnston, Donn	1970-73	96		161	308	.523				47	75	.627		219	2.3	102	149				369	3.8	
Johnston, D.J.	2010-11	13	21	2	8	.250	0	1	0	0	0	-	2	8	0.6	0	1	1	1	0	4	0.3	
Jones, Bobby	1971-74	92		522	859	.608				220</													

PLAYER	YEAR	GP	MIN	FG	FGA	PCT	3FG	ATT	PCT	FT	FTA	PCT	OFF	REB	AVE	PF	A	TO	B	ST	PTS	AVE
Jones, Harry	1960-62	15		3	13	.231				0	6	0		12	0.8	11					6	0.4
Jordan, Jim	1944-46	61	292							110	161	.683									694	11.4
Jordan, Michael	1981-84	101	3107	720	1333	.540	34	76	.447	314	420	.748		509	5.0	271	181	200	71	169	1788	17.7
Kappler, Hugo	1948-51	68		238						146	238	.613				161					622	9.1
Karl, George	1970-73	94		494	964	.512				305	391	.780		279	3.0	278	394				1293	13.8
Katz, Art	1961-64	21		6	13	.462				6	10	.600		31	1.5	16					18	0.9
Kaveny, Paul	1933-36	55		91						20											202	3.7
Kearns, Tommy	1955-58	80		311	752	.414				307	469	.655		238	3.0	190					929	11.6
Keeling, Christian	2019-20	33	632	86	200	.430	16	50	.320	24	32	.750	25	93	2.8	53	21	37	6	16	212	6.4
Keesler, Ed	1914-15	1		2						0											4	4.0
Kendall, Bloomfield	1930-31	3		0						0											0	0.0
Kenny, Eric	1978-81	72	206	23	48	.479				20	33	.606		48	0.7	25	12	12	0	9	66	0.9
Kepley, Dick	1957-61	74	796	226	557	.406				141	203	.695		498	6.7	188					593	8.0
Kessler, Walker	2020-21	29	254	52	90	.578	1	4	.250	22	41	.537	45	94	3.2	35	9	16	25	15	127	4.4
King, Clyde	1944-45	2		5						0											10	5.0
Kittrell, Tom	1919-20	2		1						0											2	1.0
Knox, Justin	2010-11	37	534	63	120	.525	0	0	-	43	67	.642	40	118	3.2	70	13	42	12	8	169	4.6
Kocornik, Dick	1953-54	15		7	17	.412				8	23	.348		21	1.4	23					22	1.5
Kohler, Norm	1946-48	48		136						93	141	.660				124					365	7.6
Koonce, Don	1923-25	7		1						0											2	0.3
Kornegay, Bob	1939-41	4		0						0											0	0.0
Krafcisin, Steve	1976-77	29	216	29	58	.500				25	35	.714		43	1.5	34	10		5	6	83	2.9
Krause, Dieter	1960-63	32		20	41	.488				15	34	.441		48	1.5	31					55	1.7
Kuester, John	1973-77	121		251	521	.482				146	193	.756		169	1.4	236	370				648	5.4
Kupchak, Mitch	1972-76	119		651	1110	.586				309	465	.665		1006	8.5	291	160				1611	13.5
Laczkowski, Matt	1999-00	7	7	0	1	0	0	0	-	0	2	0		1	0.1	2					0	0.0
LaGarde, Tommy	1973-77	102		367	630	.583				273	358	.763		545	5.3	280	82				1007	9.9
Landry, Pearce	1992-95	56	580	54	121	.446	24	67	.358	27	33	.818	24	62	1.1	58	65	39	3	20	159	2.8
Landry, Rob	2021-	6	6	0	1	.000	0	1	.000	0	0	-	0	0	0.0	0	0	1	0	0	0	0.0
Lang, Kris	1998-02	128	3256	576	1078	.534	0	1	0	240	387	.620	219	678	5.3	278	74	206	92	81	1392	10.9
Larese, York	1958-61	72		468	1057	.443				351	441	.796		407	5.7	207					1287	17.9
Lawson, Ty	2006-09	105	2835	463	896	.517	112	278	.403	337	432	.780	65	303	2.9	205	608	219	10	184	1375	13.1
Lebed, Hank	1948-49	1		0						0	1	.000				1					0	0.0
Lebo, Creighton	2020-	15	21	4	9	.444	0	3	.000	0	0	-	1	2	0.1	1	1	3	0	2	8	0.7
Lebo, Jeff	1985-89	133	4053	524	1095	.479	211	493	.428	308	367	.839		327	2.5	284	580	263	7	159	1567	11.8
Lee, P.A.	1941-42	1		0						0											0	0.0
Leonard, Clyde	1930-31	2		1						0											2	1.0
Lewis, Bobby	1964-67	83		662	1355	.489				512	660	.776		510	6.1	194					1836	22.1
Lewis, Wray	1940-42	16		3						3	3	1.000									9	0.6
Lifson, Al	1951-55	90		475	1211	.392				366	514	.712				307					1316	14.6
Liipfert, Bailey	1917-21	53		143						2											288	5.4
Likins, Paul	1951-55	92		172	470	.366				164	272	.603				221					508	5.5
Lineberger, Henry	1921-24	15		1						0											2	0.1
Lineberger, Joe	1930-32	3		0						0											0	0.0
Little, Crowell	1936-37	13		4						3											11	0.8
Little, Greg	2007-08	10	15	2	11	.182	1	6	.167	0	0	-	2	5	0.5	3	2	1	0	0	5	0.5
Little, Nassir	2018-19	36	654	131	273	.480	14	52	.269	77	100	.770	58	167	4.6	59	24	48	19	19	353	9.8
Long, Albert	1952-54	21		12	44	.273				13	30	.433				16					37	1.8
Long, Cyrus	1910-14	12		11						0											22	1.8
Long, Meb	1912-16	61		256						240											752	12.3
Long, Morrie	1932-34	30		34						12											80	2.7
Longest, Cecil	1931-32	1		0						0											0	0.0
Longest, Ed	1929-30	4		0						2											2	0.5
Loock, Bill	1940-41	1		1						0											2	2.0
Lotz, Danny	1956-59	67	308	37	119	.311				41	75	.547		143	2.1	97					115	1.7
Lougee, Edgar	1942-43	17		13						7	15	.467									33	1.9
Loughran, George	1914-15	1		0						0											0	0.0
Love, Caleb	2020-23	101	3315	490	1360	.360	200	630	.317	296	363	.815	30	329	3.3	191	337	277	26	106	1476	14.6
Lutz, Loren	1975-76	2		0	2	0				0	0	-		0	0.0	1	0		0	1	0	0.0
Lynch, George	1989-93	140	3706	711	1369	.519	11	32	.344	314	482	.651	431	1097	7.8	386	233	318	60	241	1747	12.5
Lynch, Peter	1916-19	28		126						93											345	
Lynn, Clyde	1994-96	28	64	4	20	.200	3	13	.231	4	6	.667	3	8	0.3	12	4	5	0	4	15	0.5
Ma, Kane	2017-18	12	13	1	3	.333	0	1	.000	0	0	-	0	1	0.1	0	0	0	0	0	2	0.2
Madden, Kevin	1985-90	134	2860	519	893	.581	29	84	.345	229	346	.662		475	3.5	199	217	210	35	100	1296	9.7
Maddie, Bud	1950-51, 52-54	61		226	645	.350				212	352	.602				251					664	10.9
Makkonen, Timo	1981-84	41	119	3	16	.188	0	0	-	14	25	.560		25	0.6	21	4	17	5	1	20	0.5
Mahler, Carl	1921-23	27		36						0											72	2.7
Manek, Brady	2021-22	39	1187	219	444	.493	98	243	.403	53	76	.697	58	237	6.1	65	70	59	27	23	589	15.1
Manley, Sterling	2017-21	58	523	100	176	.568	0	0	-	65	98	.663</										

PLAYER	YEAR	GP	MIN	FG	FGA	PCT	3FG	ATT	PCT	FT	FTA	PCT	OFF	REB	AVE	PF	A	TO	B	ST	PTS	AVE
McAdoo, Robert	1971-72	31		243	471	.516				118	167	.707			10.1	83	72				604	19.5
McAdoo, Ryan	2019-22	26	43	0	9	.000	0	3	.000	1	2	.500	2	5	0.2	5	2	2	0	1	1	0.1
McCabe, Gerry	1952-56	44		33	102	.324				15	28	.536				56					81	1.8
McCants, Rashad	2002-05	98	2863	614	1263	.486	221	533	.415	272	377	.721	147	398	4.1	237	204	220	61	145	1721	17.6
McCachren, Bill	'36-37, 38-39	44		90						44											224	5.1
McCachren, Dave	1931-34	57		63						47											173	3.0
McCachren, George	1940-43	44		22						8	24	.333									52	1.2
McCachren, Jim	1933-36	72		138						65											341	4.7
McComb, Ken	1960-61	15		25	49	.510				4	20	.200		62	4.1	43					54	3.6
McDonald, Leslie	2009-14	125	2122	287	786	.365	147	442	.333	120	173	.694	76	238	1.9	209	115	96	12	54	841	6.7
McDonald, Monk	1920-24	79		149						44											342	4.3
McDonald, Sam	1922-25	42																			246	5.9
McDuffie, Mac	1916-17	9		40						20											100	11.1
McInnis, Jeff	1993-96	100	2746	403	878	.459	138	348	.397	184	256	.719	63	277	2.8	177	435	200	0	108	1128	11.3
McKinney, Bones	1945-46	19		74						38	64	.594									186	9.8
McKnight, Roy	1910-12	3		5						0											10	3.3
McKoy, Justin	2021-23	41	268	14	49	.286	5	18	.278	17	20	.850	15	55	1.3	33	15	15	7	3	50	1.2
McLamb, Philip	2001-04	21	30	2	11	.182	1	9	.111	3	6	.500	1	4	0.2	1	2	2	1	0	8	0.4
McNairy, Charlie	1994-97	50	125	18	35	.514	0	0	-	18	37	.486	19	42	0.9	19	10	14	1	6	54	1.1
McSweeney, Brian	1961-64	55		130	277	.469				97	145	.669				119					357	6.5
Meeks, Kennedy	2013-17	144	3067	608	1097	.554	0	1	.000	266	422	.630	407	1052	7.3	324	142	187	154	99	1482	10.3
Melendez, Orlando	1997-02	69	289	43	94	.457	4	23	.174	17	25	.680	30	68	1.0	29	19	30	15	10	107	1.6
Mendler, Lew	1944-45	3		1						1	1	1.000									3	1.0
Meroney, Dave	1935-37	23		35						18											88	3.8
Miles, Hall	1945-46	9		4						1	2	.500									9	1.0
Miller, Bill	1947-48	12		31						8	21	.381				26					70	5.8
Miller, Jonathan	2002-04	15	19	4	10	.400	2	6	.333	0	0	-	1	2	0.1	2	2	1	0	0	10	0.7
Miller, Larry	1965-68	91		765	1498	.511				452	661	.684		837	9.2	224					1982	21.8
Miller, Walker	2017-21	68	139	14	32	.438	0	0	-	8	12	.667	7	31	0.5	14	7	8	5	1	36	0.5
Miller, Wes	2004-07	93	1206	104	267	.390	96	242	.397	38	53	.717	15	65	0.7	91	115	43	0	45	342	3.7
Minor, Ike	1932-33, 34-35	13		2						4											8	0.6
Mirken, Mark	1964-67	62		59	140	.421				33	56	.589		165	2.7	95					151	2.4
Mitchell, Norm	1947-48	8		7						1	3					8					15	1.9
Mock, Bernie	1943-44	27		104						38	57	.667									246	9.1
Moe, Donnie	1965-67	40		11	22	.500				9	22	.409		27	0.7	41					31	0.8
Moe, Doug	1958-61	60		329	810	.406				329	484	.680		635	10.6	168					987	16.5
Montross, Eric	1990-94	139	3501	626	1070	.585	0	0	-	375	601	.624	381	941	6.8	406	86	211	169	63	1627	11.7
Moody, Patrick	2007-09	38	77	8	19	.421	0	0	-	11	19	.579	10	24	0.6	9	2	7	3	5	27	0.7
Moody, Wade	2012-14	25	43	5	13	.385	4	8	.500	0	0	-	1	1	0.1	5	8	5	0	1	14	0.6
Moore, Bill	1933-34	1		0						1	1	1.000									1	1.0
Moore, Jim	1963-66	13		1	2	.500				0	0	-		4	0.3	1					2	0.2
Moore, Jimmy	1929-31	24	32							13											77	3.1
Morris, Cliff	1983-85	25	54	5	11	.455	0	0	-	5	11	.455		8	0.3	2	1	3	1	4	15	0.6
Morris, John	1917-20	44		18						0											36	0.8
Morris, Worth	1925-28	58																			118	2.0
Morrison, Brian	2000-02	60	764	94	280	.336	59	170	.347	50	72	.694	14	75	1.3	115	110	101	5	24	297	5.0
Morrison, Ian	1964-65	22		70	151	.464				9	13	.692		28	1.3	27					149	6.8
Mullis, Pete	1935-38	69		178						96											452	6.6
Murray, Robert	1920-21	1		0						0											0	0.0
Myers, Bill	1931-32	3		0						0											0	0.0
Nagy, Fritz	1942-43	19		68						61	84	.726									197	10.4
Nalle, Brodie	1931-33	3		1																	2	0.7
Nance, Pete	2022-23	30	903	98	232	.422	32	100	.320	71	87	.816	35	180	6.0	70	50	51	34	10	299	10.0
Nathan, Marx	'45-46, 47-48	13		2						6	6	1.000									10	0.8
Ndiaye, Makhtar	1996-98	71	1162	117	253	.462	4	12	.333	42	71	.592	79	209	2.9	186	35	69	69	28	280	3.9
Neal, David	1994-96	26	51	3	8	.375	1	4	.250	2	4	.500	3	8	0.3	5	8	3	0	4	9	0.3
Nearman, Nemo	1946-48	104		300						340	573	.593				314					940	9.0
Neely, Bill	1939-40	3		2						0	1	.000									4	1.3
Neiman, Abe	'21-23, 25-26	20																			42	2.1
Neiman, Dave	1928-30	27		58						26											142	5.3
Nelson, Joe	1939-40	13		20						8	15	.533									48	3.7
Nelson, Melvin	1933-36	61		155						94											404	6.6
Newby, Terrence	1996-00	85	387	32	94	.340	17	45	.378	10	23	.435	10	41	0.5	31	58	57	6	15	91	1.1
Newcombe, Artie	1925-26	21																			120	5.7
Nickel, Tyler	2022-23	25	150	15	40	.375	6	27	.222	16	19	.842	9	16	0.6	10	7	3	3	3	52	2.1
Noel, David	2002-06	127	2948	349	656	.532	64	181	.354	118	201	.587	209	549	4.3	254	247	219	60	137	880	6.9
Norfolk, Ira	1944-46	34		72						31	42	.738									175	5.1
Norwood, Michael	1985-87	35	126	8	26	.308	1	6	.167	17	26	.654		13	0.4	14	9	16	1	6	34	1.0
Nyimicz, Dan	1946-49	53		106						37	66	.561				129					249	4.8
O'Donnell, John	1971-74	85		178	332	.536				70	120	.583		140	1.6	139	124				426	5.0
O'Han, Robbie	2019-20	12	14	0	1	.000	0	0	-	0	0	-	0	1	0.1	1	0	1	0	1	0	0.0
O'Koren, Mike	1976-80	117	3721	643	1124	.572				479	660	.726		815	7.0	327	348		37	183	1765	15.1
Okulaja, Ademola	1995-99	139	4396	424	967	.438	143	382	.374	263	387	.680	310	890	6.4	274	327	256	33	175	1254	9.0
Owens, Max	1997-01	119	1597	254	574	.443	76	223	.341	125	153	.817	70	171	1.4	124	86	122	18	55	709	6.0
Paige, Marcus	2012-16	141	4570	599	1471	.407	299	798	.375	347	411	.844	55	399	2.8	242	602	274	35	203	1844	13.1
Paine, George	1940-43	46		55						19	26	.731									129	5.0
Parker, John	1912-13	1		0						0											0	0.0
Patterson Dick	1949-51	51		105						58	86	.674				101					268	5.3
Paxton, Bob	1944-48	116		360						288	455	.633									1008	8.7
Penton, Dan	1922-24	2		0						0											0	0.0
Pepper, Mike	1977-81	86	1155	147	285	.516				41	54	.759		75	0.9	105	68		2	50	335	3.9

PLAYER	YEAR	GP	MIN	FG	FGA	PCT	3FG	ATT	PCT	FT	FTA	PCT	OFF	REB	AVE	PF	A	TO	B	ST	PTS	AVE
Shores, Tommy	1952-54	6		3	6	.500				5	8	.625				6					11	1.8
Shytle, Ed	1940-42	35		22						12	17	.706									56	1.6
Sides, Bob	1924-27	29																			89	3.1
Simmons, Jackson	2011-15	115	562	52	88	.591	0	0	-	23	42	.548	54	118	1.0	63	19	14	6	10	127	1.1
Slater, John	1929-31	10		15						2											32	3.2
Smith, Bill	1951-52	5		2	2	1.000				0	1	.000				2					4	0.8
Smith, James	1973-74	8		4	11	.364				0	0	-		6	0.8	4	3				8	1.0
Smith, Julian	1939-42	56		79						14	27	.519									172	3.1
Smith, Junius	1910-12	15		65						27											157	10.5
Smith, Kenny	1983-87	127	4233	628	1226	.512	87	213	.408	293	356	.823		283	2.2	185	768	373	8	195	1636	12.9
Smith, K.J.	2018-21	52	183	13	41	.317	4	18	.222	12	15	.800	3	21	0.4	12	23	13	1	5	42	0.8
Smith, Larry	1991-92	11	25	4	9	.444	0	0	-	2	2	1.000	6	10	0.9	3	2	8	0	0	10	0.9
Smith, Mike	1964-66	8		2	4	.500				2	5	.400		1	0.1	2					6	0.8
Smith, Ranzino	1984-88	128	1582	304	605	.502	84	200	.420	136	165	.824		150	1.2	113	123	113	3	59	828	6.5
Smith, Winslow	'27-29, 30-31	29		11						2											24	0.8
Smithwick, Jim	1963-66	32		20	38	.526				5	10	.500		34	1.1	22					45	1.4
Snyder, Roy	1940-41	1		1						0											2	2.0
Sprague, Pete	1953-54	1		0	0	-				0	0	-		0	0.0	2					0	0.0
Spurlock, Harold	1944-46	16		4						1	3	.333									9	0.6
Stackhouse, Jerry	1993-95	69	1906	353	712	.496	39	110	.355	335	465	.720	171	456	6.6	129	162	198	76	92	1080	15.7
Stahl, Ed	1972-75	89		330	671	.492				124	149	.832		445	5.0	246	175				784	8.8
Stallard, Sam	1943-44	1																			0	0.0
Stanley, Ray	1957-60	68	254	113	284	.398				100	139	.719		244	3.6	141					326	4.8
Stein, Lewis	1911-12	1		0						0											0	0.0
Stephenson, Glen	1952-53	3		2	6	.333										3					4	1.3
Stephenson, Travis	1991-93	29	68	8	14	.571	0	1	0	0	0	-	4	7	0.2	1	3	7	1	1	16	0.6
Stepheson, Alex	2006-08	75	778	99	188	.527	0	0	-	39	82	.476	95	252	3.4	104	10	51	45	7	237	3.2
Stevenson, Buster	'43-44, 45-46	29		33						15	25	.600									81	2.8
Stirnweiss, George	1937-38	8		6						2											14	1.8
Stoopack, Red	1936-38	16		3						2											8	0.5
Strickland, Dexter	2009-13	128	3091	323	702	.460	20	90	.222	233	339	.687	70	297	2.3	217	342	188	9	146	899	7.0
Styles, Dontrez	2021-23	45	263	31	74	.419	6	27	.222	12	21	.571	15	57	1.3	23	4	16	3	6	80	1.8
Suggs, Reid	1940-42	40		57						18	30	.600									132	3.3
Sullivan, Pat	1990-95	117	1498	170	343	.496	18	70	.257	120	155	.774	102	223	1.9	121	120	107	9	53	478	4.1
Sullivan, Ryan	1995-97	27	63	8	18	.444	5	7	.714	3	6	.500	3	9	0.3	6	6	6	0	2	24	0.9
Sutton, Ed	1954-55	7		1	5	.200				2	6	.333		4	0.6	5					4	0.6
Swartberg, Fred	1947-48	26		16						15	25	.600				32					47	1.8
Tandy, George	1913-16	26		78						44											200	6.3
Tanner, J.B.	2007-09	39	74	13	32	.406	10	26	.385	2	6	.333	3	9	0.2	5	1	2	0	2	38	1.0
Tanner, Frank	2012-13	13	20	1	8	.125	0	3	.000	0	0	-	2	2	0.2	2	1	3	0	0	2	0.2
Taylor, Bill	1962-63	1		1	1	1.000				0	0	-		0	0.0						2	2.0
Taylor, Cooper	1952-54	27		17	45	.378				7	10	.700				24					41	1.5
Teague, Eddie	1943-44	2																			0	0.0
Tennent, Buzz	1916-18	21		36						0											72	3.4
Tennent, Raby	1913-17	60		28						1											57	0.9
Terrell, Simon	1948-50	18		5						2	3	.667				10					12	0.7
Terry, Reyshaw	2003-07	126	1816	314	647	.485	103	246	.419	195	260	.750	125	439	3.5	214	116	182	61	76	926	7.3
Thomas, Quentin	2004-07	129	1323	84	177	.475	4	23	.174	49	72	.681	11	155	1.2	135	285	168	9	54	221	1.7
Thompson, Clive	1944-45	27		35						22	33	.667									92	3.4
Thompson, Deon	2006-10	152	3246	579	1171	.494	0	2	-	256	390	.656	290	743	4.9	323	114	202	141	118	1414	9.3
Thorne, Charlie	1948-51	68		124						47	73	.644				117					295	4.3
Thorne, Taylor	1945-48	83		93						40	62	.645									226	2.7
Thornton, Thomas	2009-10	12	25	2	6	.333	2	5	.400	0	2	0	1	3	0.3	3	1	3	0	1	6	0.5
Tillett, Bill	1910-13	26		45						5											95	3.7
Tokoto, J.P.	2012-15	107	2383	285	617	.462	21	79	.266	131	241	.544	153	469	4.4	210	292	180	36	128	722	6.7
Trimble, Seth	2022-	33	322	20	44	.455	1	6	.167	17	31	.548	3	27	0.8	41	21	20	9	6	58	1.8
Tsantes, John	1948-50	57		155						81	133	.609				120					391	6.9
Turk, Irving	1948-50	19		1						1	2	.500				2					3	0.2
Turner, Bill	1927-28	1		0						0											0	0.0
Tuttle, Gerald	1966-69	91		64	152	.421				49	78	.628		53	0.6	91					177	1.9
Tuttle, Richard	1968-71	33		11	21	.524				10	17	.588		11	0.3	9					32	1.0
Tyndall, Webb	1995-97	25	51	1	8	.125	1	5	.200	9	12	.750	2	7	0.3	5	7	6	0	1	12	0.5
Underwood, Emmett	1925-26	1		0						0											0	0.0
Valentine, Keith	1975-76	10		4	10	.400				1	2	.500		2	0.2	4	4		0	1	9	0.9
Vanstory, Billy	1925-28	59																			333	5.6
Vayda, Jerry	1952-56	92		398	981	.406				391	581	.673				263					1187	12.9
Vinroot, Richard	1961-63	9		0	2	0				1	4	.250		2	0.2	7					1	0.1
Virgil, John	1976-80	112	1184	233	419	.556				76	119	.639		131	1.2	118	50		10	57	542	4.8
Voris, Bill	1944-45	10		6						3	4	.750									15	1.5
Waddell, Charles	1972-74	22		13	29	.448				11	15	.733		18	0.8	11	4				37	1.7
Wagner, Edwin	1947-48	3		1						1	1	1.000				0					3	0.2
Wakely, Bill	1911-12	1		0						0											0	0.0
Walker, Cliff	1953-54	5		0	1	.000								5	1.3	0					0	0.0
Wallace, Jack	1950-53	72		264	828	.319				254	388	.655				190					782	10.9
Wallace, Rasheed	1993-95	69	1762	377	594	.635	1	4	.250	144	232	.621	188	511	7.4	176	53	101	156	41	899	13.0
Walsh, Don	1959-62	57		124	246	.504				74	135	.548		84	1.5	91					322	5.6
Walters, John	1930-31	1		0						0											0	0.0
Walton, Kerwin	2020-22	60	1022	117	280	.418	81	203	.399	28	32	.875	15	88	1.5	63	66	52	9	22	343	5.7
Washington, Donald	1972-73	7		38	64	.59.4				10	12	.833		31	4.4	19	13				86	12.3
Washington, Jalen	2022-	20	113	16	35	.457	0	7	.000	11	17	.647	3	27	1.4	16	2	7	1	1	43	2.2
Watkins, Jackson	2021-23	7	6	1	3	.333	1	2	.500	1	2	.500	0	2	0.3	2						

PLAYER	YEAR	GP	MIN	FG	FGA	PCT	3FG	ATT	PCT	FT	FTA	PCT	OFF	REB	AVE	PF	A	TO	B	ST	PTS	AVE
Watt, Lawrence	1924-25	1																			0	0.0
Wear, David	2009-10	27	280	31	71	.437	8	16	.500	9	16	.563	17	45	1.7	20	11	20	2	7	79	2.9
Wear, Travis	2009-10	32	324	43	104	.413	2	6	.333	23	31	.742	36	69	2.2	35	7	24	2	8	111	3.5
Weathers, Virgil	1931-34	59		200						81											481	8.2
Webb, Ricky	1967-69	20		2	11	.182				1	5	.200		10	0.5	5					5	0.3
Webster, Latch	1934-36	42		26						32											84	2.0
Weinstein, Harvey	1947-48	8		0						1	4	.250				1					1	0.1
Wells, Darius	1948-51	41		7						3	9	.333				20					17	0.4
Wenstrom, Matt	1989-93	119	486	78	147	.531	0	1	0	38	65	.585	56	128	1.1	61	21	36	18	6	194	1.6
White, Bill	1948-51	66		54						46	93	.495				85					154	2.3
White, Coby	2018-19	35	999	188	445	.422	82	232	.353	104	130	.800	12	124	3.5	68	143	93	11	38	562	16.1
White, Jim	1942-43, 45-47	80		181						89	144	.618									451	5.6
White, Kenny	1999-00	6	6	0	3	0	0	1	0	0	2	0	1	1	0.2	2	2				0	0.0
White, Stilman	2011-12, 14-17	88	346	17	59	.288	5	26	.192	31	44	.705	11	30	0.3	48	42	10	0	11	70	0.8
Whitehead, Gra	1967-68	12		2	5	.400				0	0	-		1	0.1	1					4	0.3
Wideman, Frank	1942-44	4																			0	0.0
Wiel, Randy	1975-79	57		31	65	.477				10	25	.400		43	0.8	20	7		2	5	72	1.3
Wiley, John	1927-28	1		0						0											0	0.0
Wilkins, Thomas	2005-06	10	19	2	4	.500	0	1	0	0	2	0	1	3	0.3	1	1	3	0	2	4	0.4
Williams, Donald	1991-95	126	2903	516	1192	.433	221	572	.386	239	321	.745	62	252	2.0	130	202	132	8	93	1492	11.8
Williams, Jawad	2001-05	128	3455	591	1214	.487	124	355	.349	320	442	.724	231	615	4.8	225	192	203	86	90	1626	12.7
Williams, Kenny	2015-19	129	2968	329	750	.439	143	418	.342	114	154	.740	117	372	2.9	184	276	130	37	98	915	7.1
Williams, Lloyd	1920-22	9		1						0											2	0.2
Williams, Marvin	2004-05	36	800	125	247	.506	19	44	.432	138	163	.847	65	236	6.6	92	26	56	17	39	407	11.3
Williams, Scott	1986-90	138	3049	595	1080	.551	4	17	.235	314	496	.633	278	861	6.2	443	124	266	161	140	1508	10.9
Williams, Scott	1997-99	33	59	2	5	.400	0	1	.000	1	6	.167	1	5	0.2	8	9	8	0	1	5	0.2
Williams, Shammond	1994-98	134	3163	460	1012	.455	233	578	.403	291	343	.848	55	332	2.5	164	399	271	2	92	1444	10.8
Willis, Meade	1930-31	1																			0	0.0
Wilson, Don	1941-42	23		53						25	34	.735									131	5.7
Wilson, Glenn	1925-26	1		0						0											0	0.0
Winstead, Skippy	1951-54	50		72	157	.459				76	123	.618				82					220	4.4
Wolf, Jeff	1976-80	109	1737	148	283	.523				63	149	.423		395	3.6	187	91		81	33	359	3.3
Wolf, Joe	1983-87	128	3185	511	928	.551	23	40	.575	186	243	.765		707	5.5	279	243	207	39	84	1231	9.6
Wood, Al	1977-81	126	3766	825	1474	.560				365	478	.764		624	5.0	328	171		64	126	2015	16.0
Wood, Billy	1942-43	1																			0	0.0
Wood, Surry	2005-08	46	78	10	25	.400	0	2	0	2	8	.250	8	31	0.7	4	3	6	0	2	22	0.5
Woodall, Ches	1919-21	10		0						0											0	0.0
Woods, Seventh	2016-19	94	815	57	164	.348	6	25	.240	47	74	.635	11	102	1.1	88	141	105	7	57	167	1.8
Wooten, Jack	2007-09	37	70	6	18	.333	2	10	.200	1	4	.250	2	11	0.3	3	5	2	1	0	15	0.4
Worley, Dick	1937-39	39		23						36											82	2.1
Worthy, James	1979-82	84	2794	485	896	.541				249	382	.652		620	7.4	211	208	252	94	117	1219	14.5
Wright, Brandan	2006-07	37	1013	228	353	.646	0	0	-	89	157	.567	77	229	6.2	55	37	59	65	36	545	14.7
Wright, Henry	1935-37	20		17						5											39	1.9
Wright, T.B.	1921-22	1		2						0											4	4.0
Wuycik, Dennis	1969-72	87		519	880	.590				431	517	.834		556	6.4	266	193				1469	16.9
Yokley, John	1963-66	57		98	208	.471				69	106	.651		100	1.8	100					265	4.6
Yonakor, Rich	1976-80	110	1891	226	449	.503				145	201	.721		405	3.7	201	171		24	51	597	5.4
Young, Bob	1954-57	51		82	257	.319				41	71	.577		163	3.2	107					205	4.0
Zaiser, Eugene	1932-33	3		0						2											2	0.7
Zaliagiris, Tom	1974-78	110		193	396	.487				84	143	.587		129	1.2	144	95				470	4.3
Zeller, Tyler	2008-12	117	2697	547	1010	.542	0	2	0	407	524	.777	316	788	6.7	271	69	165	130	78	1501	12.8
Zwikker, Serge	1993-97	120	2424	365	728	.501	1	3	.333	103	148	.696	203	598	5.0	225	46	94	132	25	834	7.0

stats in certain categories are included if complete career totals are known for that player...if stats are known for only a portion of that player's career the category is left blank in this section of the record book but may be included in year-by-year stats in other sections



POINTS



Player (1-70)	Years	Points	Player (71-140)	Years	Points	Player (141-210)	Years	Points	Player (211-250)	Years	Points
Hansbrough, Tyler	2005-09	2872	Hicks, Isaiah	2013-17	1112	Gauntlett, Tom	1964-67	544	Dodderer, Bill	1923-26, 27-28	294
Ford, Phil	1974-78	2290	Calabria, Dante	1992-96	1098	Virgil, John	1976-80	542	Lipfert, Bailey	1917-21	288
Perkins, Sam	1980-84	2145	Stackhouse, Jerry	1993-95	1080	Rose, Bob	1939-42	538	Buckley, Bruce	1973-77	284
Rosenbluth, Lennie	1954-57	2047	Bunting, Bill	1966-69	1069	Robinson, Brandon	2016-20	532	Glance, Jason	1932-35	284
Wood, Al	1977-81	2015	Dillon, John	1944-48	1060	Marshall, Kendall	2010-12	523	Severin, Paul	1938-41	283
Scott, Charlie	1967-70	2007	Shaffer, Lee	1957-60	1053	Bradley, Dudley	1975-79	522	Ndiaye, Makhtar	1996-98	280
Miller, Larry	1965-68	1982	Dedmon, Lee	1968-71	1019	Graves, Will	2007-10	513	Sharpe, Day'Ron	2020-21	275
Jamison, Antawn	1995-98	1974	Carmichael, Cartwright	1920-24	1019	Peterson, Buzz	1981-85	513	Bradley, Tony	2016-17	269
Daugherty, Brad	1982-86	1912	Grimaldi, Vince	1950-53	1018	Hunter, Curtis	1982-87	508	Alexander, Tom	1929-30	268
Davis, Walter	1973-77	1863	Paxton, Bob	1944-48	1008	Likins, Paul	1951-55	508	Patterson Dick	1949-51	268
Paige, Marcus	2012-16	1844	LaGarde, Tommy	1973-77	1007	Colescott, Dave	1976-80	506	Manley, Sterling	2017-21	265
Lewis, Bobby	1964-67	1836	Bullock, Reggie	2010-13	989	Previs, Steve	1969-72	497	Yokley, John	1963-66	265
Berry II, Joel	2014-18	1813	Moe, Doug	1958-61	987	Weathers, Virgil	1931-34	481	McDonald, Sam	1922-25	252
Bacot, Armando	2019-	1809	Bucknall, Steve	1985-89	974	Sullivan, Pat	1990-95	478	Boone, Adam	2000-02	251
Jordan, Michael	1981-84	1788	Phelps, Derrick	1990-94	969	Rödl, Henrik	1989-93	470	Nyimicz, Dan	1946-49	249
O'Koren, Mike	1976-80	1765	Chamberlain, Bill	1969-72	957	Zaliagiris, Tom	1974-78	470	Dameron, Sandy	2020-21	247
Lynch, George	1989-93	1747	Hale, Steve	1982-86	953	Cooke, Mike	1961-64	465	Mock, Bernie	1943-44	246
McCants, Rashad	2002-05	1721	Nearman, Nemo	1946-48	940	Hoffman, Brad	1972-75	463	Davis, RJ	2020-	245
Johnson, Brice	2012-16	1716	Johnson, Cameron	2017-19	931	Drew II, Larry	2008-11	461	Hartley, Dick	1942-43, 47-48	239
Cunningham, Billy	1962-65	1709	Kearns, Tommy	1955-58	929	Hackney, Rufus	1926-29	456	Stepheson, Alex	2006-08	237
Fox, Rick	1987-91	1703	Terry, Reyshawn	2003-07	926	Mullis, Pete	1935-38	452	Delany, Jim	1967-70	231
Ellington, Wayne	2006-09	1694	Grubar, Dick	1966-69	916	White, Jim	1942-43, 45-47	451	Edwards, Paul	1929-32	229
Smith, Kenny	1983-87	1636	Williams, Kenny	2015-19	915	Bershak, Andy	1935-38	443	Curry, Ronald	1998-01	226
Montross, Eric	1990-94	1627	Strickland, Dexter	2009-13	899	Chadwick, Dave	1968-71	434	Thorne, Taylor	1945-48	226
Jackson, Justin	2014-17	1626	Wallace, Rasheed	1993-95	899	Hines, Wilmer	1930-33	428	McCachren, Bill	1936-37, 38-39	224
Williams, Jawad	2001-05	1626	Noel, David	2002-06	880	O'Donnell, John	1971-74	426	Thomas, Quentin	2004-07	221
Davis, Hubert	1988-92	1615	Ginyard, Marcus	2005-10	874	Fogler, Eddie	1967-70	423	Schwarz, Ernie	1950-53	220
Kupchak, Mitch	1972-76	1611	Scott, Melvin	2001-05	873	Cunningham, Bob	1955-58	409	Winstead, Skippy	1951-54	220
Lebo, Jeff	1985-89	1567	Salz, Harvey	1957-60	862	Anthony, Cole	2019-20	407	Devin, Billy	1923-26	218
Reid, J.R.	1986-89	1552	Rice, King	1987-91	861	Williams, Marvin	2004-05	407	Pessar, Hank	1938-41	217
Williams, Scott	1986-90	1508	Black, Leaky	2018-23	853	Nelson, Melvin	1933-36	404	Phillips, Bob	1950-53	216
Zeller, Tyler	2008-12	1501	Cobb, Jack	1923-26	848	Brown, Joe	1966-69	402	Keeling, Christian	2019-20	212
Williams, Donald	1991-95	1492	McDonald, Leslie	2009-14	841	Frasor, Bobby	2005-09	402	Purser, John	1921-25	209
Meeks, Kennedy	2013-17	1482	Zwikker, Serge	1993-97	834	Howard, Jimmy	1938-41	393	Johnson, Will	1999-03	207
Love, Caleb	2020-23	1476	Smith, Ranzino	1984-88	828	Tsantes, John	1948-50	391	Gersten, Bobby	1939-42	206
Wuycik, Dennis	1969-72	1469	Deasy, Howard	1948-52	816	Huband, Kim	1969-72	389	Young, Bob	1954-57	205
Capel, Jason	1998-02	1447	Manuel, Jackie	2001-05	785	Ruth, Earl	1935-38	388	Kaveny, Paul	1933-36	202
Williams, Shammond	1994-98	1444	Stahl, Ed	1972-75	784	Aitken, Stuart	1932-35	386	Box, Boyce	1943-44	201
Thompson, Deon	2006-10	1414	Wallace, Jack	1950-53	782	Bennett, Bob	1963-66	386	Johnson, Puff	2020-23	200
Haywood, Brendan	1997-01	1411	Britt, Nate	2013-17	774	Marpet, Artie	1928-31	381	Budko, Pete	1977-81	200
Lang, Kris	1998-02	1392	Popson, Dave	1983-87	760	Anderson, Don	1943-46	378	Tandy, George	1913-16	200
Maye, Luke	2015-19	1392	Pinson, Theo	2014-18	757	Poteet, Yogi	1959-63	373	<i>minimum 200 points</i>		
Lawson, Ty	2006-09	1375	Long, Meb	1912-16	752	Johnston, Donn	1970-73	369			
Green, Danny	2005-09	1368	Elston, Darrell	1971-74	745	Kohler, Norm	1946-48	365			
Clark, Rusty	1966-69	1339	Radovich, Tony	1952-57	732	Wolf, Jeff	1976-80	359			
Brennan, Pete	1955-58	1334	Black, Jimmy	1978-82	728	McSweeney, Brian	1961-64	357			
Lifson, Al	1951-55	1316	Tokoto, J.P.	2012-15	722	Little, Nassir	2018-19	353			
Davis, RJ	2020-	1304	Owens, Max	1997-01	709	Green, Winton	1921-24	352			
Madden, Kevin	1985-90	1296	Hairston, P.J.	2011-13	707	Shepard, Carlyle	1915-17, 19-21	352			
Karl, George	1970-73	1293	Jordan, Jim	1944-46	694	Lynch, Peter	1916-19	345			
Forte, Joseph	1999-01	1290	Martin, Warren	1981-86	670	Walton, Kerwin	2020-22	343			
Larese, York	1958-61	1287	Maddie, Bud	1950-51, 52-54	664	Harrison, Ray	1972-74	342			
Brooks, Garrison	2017-21	1276	Brown, Larry	1960-63	661	Miller, Wes	2004-07	342			
Carter, Vince	1995-98	1267	Respass, Ray	1962-65	656	McDonald, Monk	1920-24	342			
Jones, Bobby	1971-74	1264	Salvadori, Kevin	1990-94	654	McCachren, Jim	1933-36	341			
Cota, Ed	1996-00	1262	Kuester, John	1973-77	648	Pepper, Mike	1977-81	335			
Felton, Raymond	2002-05	1260	Kappler, Hugo	1948-51	622	Platek, Andrew	2017-21	334			
Okulaja, Ademola	1995-99	1254	McAdoo, Robert	1971-72	604	Dilworth, Ben	1937-40	333			
McAdoo, James M	2011-14	1232	Yonakor, Rich	1976-80	597	Vanstory, Billy	1925-28	333			
Wolf, Joe	1983-87	1231	Quigg, Joe	1955-57	594	Stanley, Ray	1957-60	326			
Barnes, Harrison	2010-12	1228	Kepley, Dick	1957-61	593	Bersticker, Brian	1997-02	323			
Worthy, James	1979-82	1219	Manek, Brady	2021-22	589	Walsh, Don	1959-62	322			
May, Sean	2002-05	1213	Carmichael, Billy	1917-20, 21-22	578	Hackney, Bunn	1924-27	318			
Glamack, George	1938-41	1191	Davis, Ed	2008-10	562	Peppers, Julius	1999-01	317			
Vayda, Jerry	1952-56	1187	White, Coby	2018-19	562	Satterfield, Henry	1926-29	317			
Doherty, Matt	1980-84	1165	Hudock, Jim	1959-62	560	Hamilton, Jim	1946-47	312			
Chilcutt, Pete	1987-91	1150	Shaffer, Charlie	1961-64	553	Nance, Pete	2022-23	299			
McInnis, Jeff	1993-96	1128	Carson, Coy	1946-49	552	Morrison, Brian	2000-02	297			
Henson, John	2009-12	1124	Braddock, Jimmy	1979-83	545	James, Joel	2012-16	295			
Reese, Brian	1990-94	1113	Wright, Brandan	2006-07	545	Thorne, Charlie	1948-51	295			



SCORING AVERAGE



Player (1-70)	Years	Points	Ave.	Player (71-140)	Years	Points	Ave.	Player (141-212)	Years	Points	Ave.
Rosenbluth, Lennie	1954-57	2047	26.9	Dedmon, Lee	1968-71	1019	11.4	Scott, Melvin	2001-05	873	6.8
Cunningham, Billy	1962-65	1709	24.8	Jordan, Jim	1944-46	694	11.4	Bershak, Andy	1935-38	443	6.8
Scott, Charlie	1967-70	2007	22.1	McInnis, Jeff	1993-96	1128	11.3	Harrison, Randy	1972-74	342	6.8
Lewis, Bobby	1964-67	1836	22.1	Bunting, Bill	1966-69	1069	11.3	McDonald, Leslie	2009-14	841	6.7
Miller, Larry	1965-68	1982	21.8	Williams, Marvin	2004-05	407	11.3	Tokoto, J.P.	2012-15	722	6.7
Hansbrough, Tyler	2005-09	2872	20.2	Shaffer, Charlie	1961-64	555	11.1	Hackney, Rufus	1926-29	456	6.7
McAdoo, Robert	1971-72	604	19.5	Quigg, Joe	1955-57	594	11.0	Mullis, Pete	1935-38	452	6.6
Jamison, Antawn	1995-98	1974	19.0	Williams, Scott	1986-90	1508	10.9	Nelson, Melvin	1933-36	404	6.6
Forste, Joseph	1999-01	1290	18.7	Lang, Kris	1998-02	1392	10.9	Smith, Ranzino	1984-88	828	6.5
Ford, Phil	1974-78	2290	18.6	Wallace, Jack	1950-53	782	10.9	Poteet, Yogi	1959-63	373	6.5
Larese, York	1958-61	1287	17.9	Maddie, Bud	1950-51, 52-54	664	10.9	McSweeney, Brian	1961-64	357	6.5
Jordan, Michael	1981-84	1788	17.7	Williams, Shammond	1994-98	1444	10.8	Keeling, Christian	2019-20	212	6.4
McCants, Rashad	2002-05	1721	17.6	Meeks, Kennedy	2013-17	1482	10.3	Aitken, Stuart	1932-35	386	6.3
Wuycik, Dennis	1969-72	1469	16.9	Henson, John	2009-12	1124	10.3	Tandy, George	1913-16	200	6.3
Glamack, George	1938-41	1191	16.8	Elston, Darrell	1971-74	745	10.2	Rice, King	1987-91	861	6.2
Brennan, Pete	1955-58	1334	16.5	Haywood, Brendan	1997-01	1411	10.0	Manuel, Jackie	2001-05	785	6.2
Moe, Doug	1958-61	987	16.5	Grubar, Dick	1966-69	916	10.0	Pinson, Theo	2014-18	757	6.2
Barnes, Harrison	2010-12	1228	16.4	Hairston, P.J.	2011-13	707	10.0	Ginyard, Marcus	2005-10	874	6.1
Reid, J.R.	1986-89	1552	16.2	Nance, Pete	2022-23	299	10.0	Alvarez, Manny	1944-45	165	6.1
White, Coby	2018-19	562	16.1	Maye, Luke	2015-19	1392	9.9	Owens, Max	1997-01	709	6.0
Wood, Al	1977-81	2015	16.0	LaGarde, Tommy	1973-77	1007	9.9	Ruth, Earl	1935-38	388	6.0
Perkins, Sam	1980-84	2145	15.9	Bullock, Reggie	2010-13	989	9.9	McDonald, Sam	1922-25	252	6.0
May, Sean	2002-05	1213	15.8	Little, Nassir	2018-19	353	9.8	Chadwick, Dave	1968-71	434	5.9
Davis, Walter	1973-77	1863	15.7	Madden, Kevin	1985-90	1296	9.7	Satterfield, Henry	1926-29	317	5.8
Stackhouse, Jerry	1993-95	1080	15.7	Brooks, Garrison	2017-21	1276	9.6	Popson, Dave	1983-87	760	5.7
O'Koren, Mike	1976-80	1765	15.1	Wolf, Joe	1983-87	1231	9.6	Black, Jimmy	1978-82	728	5.7
Manek, Brady	2021-22	589	15.1	Respass, Ray	1962-65	656	9.6	Walton, Kerwin	2020-22	343	5.7
Johnson, Cameron	2017-19	931	15.0	Sharpe, Day/Ron	2020-21	275	9.5	Peppers, Julius	1999-01	317	5.7
Ellington, Wayne	2006-09	1694	14.7	Green, Danny	2005-09	1368	9.4	Martin, Warren	1981-86	670	5.6
Clark, Rusty	1966-69	1339	14.7	Thompson, Deon	2006-10	1414	9.3	Graves, Will	2007-10	513	5.6
Wright, Brandan	2006-07	545	14.7	Dillon, John	1944-48	1060	9.2	Previs, Steve	1969-72	497	5.6
Love, Caleb	2020-23	1476	14.6	Carmichael, Billy	1917-20, 21-22	578	9.2	White, Jim	1942-43, 45-47	451	5.6
Lifson, Al	1951-55	1316	14.6	Davis, Ed	2008-10	562	9.2	Vanstory, Billy	1925-28	333	5.6
Worthy, James	1979-82	1219	14.5	Carson, Coy	1946-49	552	9.2	Walsh, Don	1959-62	322	5.6
Daugherty, Brad	1982-86	1912	14.2	Cota, Ed	1996-00	1262	9.1	Fitch, Jack	1943-44	151	5.6
Shaffer, Lee	1957-60	1053	14.0	Kappler, Hugo	1948-51	622	9.1	Dewell, John	1943-44	152	5.6
Jackson, Justin	2014-17	1626	13.8	Mock, Bernie	1943-44	246	9.1	Black, Leaky	2018-23	853	5.5
Karl, George	1970-73	1293	13.8	Okulaja, Ademola	1995-99	1254	9.0	Likins, Paul	1951-55	508	5.5
Jones, Bobby	1971-74	1264	13.7	Doherty, Matt	1980-84	1165	9.0	Bennett, Bob	1963-66	386	5.5
Bacot, Armando	2019-	1809	13.7	Nearman, Nemo	1946-48	940	9.0	Purser, John	1921-25	209	5.5
Kupchak, Mitch	1972-76	1611	13.5	Hudock, Jim	1959-62	560	9.0	Kuester, John	1973-77	648	5.4
Paige, Marcus	2012-16	1844	13.1	Stahl, Ed	1972-75	784	8.8	Yonakor, Rich	1976-80	597	5.4
Lawson, Ty	2006-09	1375	13.1	Paxton, Bob	1944-48	1008	8.7	Howard, Jimmy	1938-41	393	5.4
Wallace, Rasheed	1993-95	899	13.0	Reese, Brian	1990-94	1113	8.3	Liipfert, Bailey	1917-21	288	5.4
Smith, Kenny	1983-87	1636	12.9	Chilcutt, Pete	1987-91	1150	8.2	Perry, Sis	1916-18, 21-22	136	5.4
Davis, RJ	2020-	1304	12.9	Weathers, Virgil	1931-34	481	8.2	Cunningham, Bob	1955-58	409	5.3
Vayda, Jerry	1952-56	1187	12.9	Calabria, Dante	1992-96	1098	8.1	Marpet, Artie	1928-31	381	5.3
Zeller, Tyler	2008-12	1501	12.8	Radovich, Tony	1952-57	732	8.0	Anderson, Don	1943-46	378	5.3
Williams, Jawad	2001-05	1626	12.7	Kepley, Dick	1957-61	593	8.0	Dilworth, Ben	1937-40	333	5.3
Berry II, Joel	2014-18	1813	12.6	Deasy, Howard	1948-52	816	7.6	Patterson Dick	1949-51	268	5.3
Grimaldi, Vince	1950-53	1018	12.6	Cooke, Mike	1961-64	465	7.6	Hartley, Dick	1942-43, 47-48	239	5.3
Lynch, George	1989-93	1747	12.5	Kohler, Norm	1946-48	365	7.6	Neiman, Dave	1928-30	142	5.3
Felton, Raymond	2002-05	1260	12.5	Bucknall, Steve	1985-89	974	7.5	Huband, Kim	1969-72	389	5.2
Chamberlain, Bill	1969-72	957	12.4	Hicks, Isaiah	2013-17	1112	7.4	Hackney, Bunn	1924-27	318	5.2
Carmichael, Cartwright	1920-24	1019	12.4	Rose, Bob	1939-42	538	7.4	Glace, Jason	1932-35	284	5.2
Carter, Vince	1995-98	1267	12.3	Hines, Wilmer	1930-33	428	7.4	Britt, Nate	2013-17	774	5.1
Long, Meb	1912-16	752	12.3	Box, Boyce	1943-44	201	7.4	Hoffman, Brad	1972-75	463	5.1
Fox, Rick	1987-91	1703	12.2	Phelps, Derrick	1990-94	969	7.3	McCachren, Bill	1936-37, 38-39	224	5.1
Capel, Jason	1998-02	1447	12.1	Hale, Steve	1982-86	953	7.3	Norfolk, Ira	1944-46	175	5.1
Davis, Hubert	1988-92	1615	11.8	Terry, Reyshaw	2003-07	926	7.3	O'Donnell, John	1971-74	426	5.0
Lebo, Jeff	1985-89	1567	11.8	Marshall, Kendall	2010-12	523	7.2	Morrison, Brian	2000-02	297	5.0
Williams, Donald	1991-95	1492	11.8	Williams, Kenny	2015-19	915	7.1	Paine, George	1940-43	129	5.0
Brown, Larry	1960-63	661	11.8	Bradley, Tony	2016-17	269	7.1	Pierce, Justin	2019-20	159	5.0
Montross, Eric	1990-94	1627	11.7	Strickland, Dexter	2009-13	899	7.0	Cole, Mervin "King"	1946-48	156	5.0
Johnson, Brice	2012-16	1716	11.6	Zwikker, Serge	1993-97	834	7.0	Colescott, Dave	1976-80	506	4.9
Kearns, Tommy	1955-58	929	11.6	Green, Winton	1921-24	352	7.0	Rozier, Clifford	1990-91	167	4.9
Salz, Harvey	1957-60	862	11.6	Shepard, Carlyle	1915-17, 19-21	352	7.0	Salvadori, Kevin	1990-94	654	4.8
Cobb, Jack	1923-26	848	11.6	Noel, David	2002-06	880	6.9	Virgil, John	1976-80	542	4.8
Hamilton, Jim	1946-47	312	11.6	Gauntlett, Tom	1964-67	544	6.9	Drew II, Larry	2008-11	461	4.8
McAdoo, James M	2011-14	1232	11.4	Tsantes, John	1948-50	391	6.9	Stanley, Ray	1957-60	326	4.8
								Nyomicz, Dan	1946-49	249	4.8
								Dameron, Sandy	1928-31	247	4.8

minimum 25 games played



FIELD GOAL PERCENTAGE



BRENDAN HAYWOOD has the highest career field goal percentage of any Tar Heel who played at least two seasons.

Player (1-40)	Years	FG	FG%
Wright, Brandon	2006-07	228-353	.646
Haywood, Brendan	1997-01	541-849	.637
Wallace, Rasheed	1993-95	377-594	.635
Daugherty, Brad	1982-86	760-1226	.620
Jones, Bobby	1971-74	522-859	.608
Peppers, Julius	1999-01	119-196	.607
Reid, J.R.	1986-89	584-972	.601
Martin, Warren	1981-86	256-431	.594
Wucyik, Dennis	1969-72	519-880	.590
Kupchak, Mitch	1972-76	651-1110	.586
Montross, Eric	1990-94	626-1070	.585
LaGarde, Tommy	1973-77	367-630	.583
Madden, Kevin	1985-90	519-893	.581
Jamison, Antawn	1995-98	787-1364	.577
Perkins, Sam	1980-84	786-1365	.576
Johnson, Brice	2012-16	714-1242	.575
Bradley, Tony	2016-17	102-178	.573
O'Koren, Mike	1976-80	643-1124	.572
Hicks, Isaiah	2013-17	420-735	.571
Chadwick, Dave	1968-71	179-315	.568
Manley, Sterling	2017-21	100-176	.568
Hunter, Curtis	1982-87	201-357	.563
Wood, Al	1977-81	825-1474	.560
Bacot, Armando	2019-	680-1224	.556
Virgil, John	1976-80	233-419	.556
Meeks, Kennedy	2013-17	608-1097	.554
Williams, Scott	1986-90	595-1080	.551
Wolf, Joe	1983-87	511-928	.551
Davis, Ed	2008-10	210-383	.548
Carter, Vince	1995-98	481-880	.547
Shaffer, Charlie	1961-64	221-406	.544
Zeller, Tyler	2008-12	547-1010	.542
Worthy, James	1979-82	485-896	.541
Jordan, Michael	1981-84	720-1333	.540
Chamberlain, Bill	1969-72	389-720	.540
Hansbrough, Tyler	2005-09	939-1752	.536
O'Donnell, John	1971-74	178-332	.536
Lang, Kris	1998-02	576-1078	.534
Chilcutt, Pete	1987-91	483-904	.534
Berstick, Brian	1997-02	138-259	.533

Player (41-110)	Years	FG	FG%
Noel, David	2002-06	349-656	.532
Davis, Walter	1973-77	754-1420	.531
Ford, Phil	1974-78	865-1640	.527
Brooks, Garrison	2017-21	500-951	.526
Johnston, Donn	1970-73	161-308	.523
Wolf, Jeff	1976-80	148-283	.523
Salvadori, Kevin	1990-94	259-496	.522
Popson, Dave	1983-87	329-632	.521
Rödl, Henrik	1989-93	170-326	.521
Hale, Steve	1982-86	359-690	.520
Lynch, George	1989-93	711-1369	.519
Sharpe, Day/Ron	2020-21	112-216	.519
Fox, Rick	1987-91	633-1221	.518
Lawson, Ty	2006-09	463-896	.517
McAdoo, Robert	1971-72	243-471	.516
Pepper, Mike	1977-81	147-285	.516
Bunting, Bill	1966-69	398-774	.514
May, Sean	2002-05	442-862	.513
Harrison, Ray	1972-74	153-298	.513
Smith, Kenny	1983-87	628-1226	.512
Karl, George	1970-73	494-694	.512
Miller, Larry	1965-68	765-1498	.511
Clark, Rusty	1966-69	513-1003	.511
Williams, Marvin	2004-05	125-247	.506
Black, Jimmy	1978-82	258-512	.504
Walsh, Don	1959-62	124-246	.504
Yonakor, Rich	1976-80	226-449	.503
Huband, Kim	1969-72	147-292	.503
Elston, Darrell	1971-74	310-617	.502
Smith, Ranzino	1984-88	304-605	.502
Reese, Brian	1990-94	435-869	.501
Zwikker, Serge	1993-97	365-728	.501
Davis, Hubert	1988-92	557-1118	.498
Buckley, Bruce	1973-77	105-211	.498
Henson, John	2009-12	475-955	.497
Stackhouse, Jerry	1993-95	353-712	.496
Sullivan, Pat	1990-95	170-343	.496
Thompson, Deon	2006-10	579-1171	.494
Manek, Brady	2021-22	219-444	.493
Stahl, Ed	1972-75	330-671	.492
Colescott, Dave	1976-80	198-404	.490
Hoffman, Brad	1972-75	197-402	.490
Lewis, Bobby	1964-67	662-1355	.489
Williams, Jawad	2001-05	591-1214	.487
Zaliagiris, Tom	1974-78	193-396	.487
McCants, Rashad	2002-05	614-1263	.486
Terry, Reyshawn	2003-07	314-647	.485
Kuester, John	1973-77	251-521	.482
Dedmond, Lee	1968-71	378-786	.481
Scott, Charlie	1967-70	805-1678	.480
Little, Nassir	2018-19	131-273	.480
Lebo, Jeff	1985-89	524-1095	.479
Bucknall, Steve	1985-89	333-696	.478
Doherty, Matt	1980-84	418-876	.477
Grubar, Dick	1966-69	343-722	.475
Johnson, Cameron	2017-19	324-682	.475
Cunningham, Billy	1962-65	656-1387	.473
McSweeney, Brian	1961-64	130-277	.469
Respass, Ray	1962-65	273-587	.465
Hudock, Jim	1959-62	206-444	.464
Ellington, Wayne	2006-09	616-1331	.463
Tokoto, J.P.	2012-15	285-617	.462
Ndiaye, Makhtar	1996-98	117-253	.462
Peterson, Buzz	1981-85	213-462	.461
Maye, Luke	2015-19	542-1179	.460
Strickland, Dexter	2009-13	323-702	.460
Rosenbluth, Lennie	1954-57	722-1572	.459
Jackson, Justin	2014-17	615-1341	.459
McInnis, Jeff	1993-96	403-878	.459
Bradley, Dudley	1975-79	221-485	.456

Player (111-175)	Years	FG	FG%
Braddock, Jimmy	1979-83	198-434	.456
Green, Danny	2005-09	491-1079	.455
Williams, Shammond	1994-98	460-1012	.455
Forte, Joseph	1999-01	479-1055	.454
Bennett, Bob	1963-66	148-326	.454
James, Joel	2012-16	124-273	.454
Cota, Ed	1996-00	438-969	.452
Calabria, Dante	1992-96	373-825	.452
Brown, Larry	1960-63	220-489	.450
Phelps, Derrick	1990-94	339-757	.448
McAdoo, James M	2011-14	467-1044	.447
Manuel, Jackie	2001-05	282-631	.447
Marshall, Kendall	2010-12	181-407	.445
Shaffer, Lee	1957-60	400-901	.444
Larese, York	1958-61	468-1057	.443
Capel, Jason	1998-02	453-1022	.443
Owens, Max	1997-01	254-574	.443
Gauntlett, Tom	1964-67	238-538	.442
Bullock, Reggie	2010-13	358-815	.439
Williams, Kenny	2015-19	329-750	.439
Okulaja, Ademola	1995-99	424-967	.438
Cooke, Mike	1961-64	200-460	.435
Williams, Donald	1991-95	516-1192	.433
Barnes, Harrison	2010-12	439-1018	.431
Radovich, Tony	1952-57	258-601	.429
Rice, King	1987-91	267-625	.427
Pinson, Theo	2014-18	257-602	.427
Ginyard, Marcus	2005-10	313-734	.426
Felton, Raymond	2002-05	414-978	.423
White, Coby	2018-19	188-445	.422
Berry II, Joel	2014-18	607-1448	.419
Quigg, Joe	1955-57	203-485	.419
Brown, Joe	1966-69	167-399	.419
Brennan, Pete	1955-58	414-991	.418
Walton, Kerwin	2020-22	117-280	.418
Davis, RJ	2020-	436-1054	.414
Kearns, Tommy	1955-58	311-752	.414
Robinson, Brandon	2016-20	178-430	.414
Paige, Marcus	2012-16	599-1471	.407
Salz, Harvey	1957-60	307-755	.407
Vayda, Jerry	1952-56	398-981	.406
Moe, Doug	1958-61	329-810	.406
Kepley, Dick	1957-61	226-557	.406
Platek, Andrew	2017-21	123-303	.406
Poteet, Yogi	1959-63	160-396	.404
Black, Leaky	2018-23	315-785	.401
Previs, Steve	1969-72	183-457	.400
Fogler, Eddie	1967-70	174-436	.399
Stanley, Ray	1957-60	113-284	.398
Lifson, Al	1951-55	475-1211	.392
Scott, Melvin	2001-05	295-755	.391
Drew II, Larry	2008-11	160-409	.391
Miller, Wes	2004-07	104-267	.390
Hairston, P.J.	2011-13	220-567	.388
Graves, Will	2007-10	173-454	.381
Anthony, Cole	2019-20	131-345	.380
Britt, Nate	2013-17	256-688	.372
Likins, Paul	1951-55	172-470	.366
McDonald, Leslie	2009-14	287-786	.365
Frasor, Bobby	2005-09	143-393	.364
Love, Caleb	2020-23	490-1360	.360
Cunningham, Bob	1955-58	153-433	.353
Maddie, Bud	1950-51, 52-54	226-645	.350
Grimaldi, Vince	1950-53	424-1261	.336
Wallace, Jack	1950-53	264-828	.319

minimum 100 made field goals among players with known number of attempts



THREE-POINT FIELD GOALS



Player (1-70)	Years	3FGs
Paige, Marcus	2012-16	299
Berry II, Joel	2014-18	266
Williams, Shammond	1994-98	233
Ellington, Wayne	2006-09	229
McCants, Rashad	2002-05	221
Williams, Donald	1991-95	221
Lebo, Jeff	1985-89	211
Love, Caleb	2020-23	200
Davis, Hubert	1988-92	197
Calabria, Dante	1992-96	193
Bullock, Reggie	2010-13	188
Green, Danny	2005-09	184
Scott, Melvin	2001-05	183
Felton, Raymond	2002-05	174
Jackson, Justin	2014-17	168
Capel, Jason	1998-02	164
Davis, RJ	2020-	161
Fox, Rick	1987-91	153
McDonald, Leslie	2009-14	147
Johnson, Cameron	2017-19	143
Williams, Kenny	2015-19	143
Okulaja, Ademola	1995-99	143
McInnis, Jeff	1993-96	138
Hairston, P.J.	2011-13	127
Williams, Jawad	2001-05	124
Barnes, Harrison	2010-12	116
Lawson, Ty	2006-09	112
Forte, Joseph	1999-01	111
Maye, Luke	2015-19	104
Terry, Reyshawn	2003-07	103
Graves, Will	2007-10	102
Carter, Vince	1995-98	99
Manek, Brady	2021-22	98
Robinson, Brandon	2016-20	98
Miller, Wes	2004-07	96
Cota, Ed	1996-00	93
Smith, Kenny	1983-87	87
Smith, Ranzino	1984-88	84
White, Coby	2018-19	82
Walton, Kerwin	2020-22	81
Britt, Nate	2013-17	81
Black, Leaky	2018-23	76
Owens, Max	1997-01	76
Rice, King	1987-91	75
Bucknall, Steve	1985-89	71
Frasor, Bobby	2005-09	70
Noel, David	2002-06	64
Morrison, Brian	2000-02	59
Phelps, Derrick	1990-94	59
Rödl, Henrik	1989-93	55
Drew II, Larry	2008-11	50
Ginyard, Marcus	2005-10	50
Anthony, Cole	2019-20	49
Marshall, Kendall	2010-12	48
Manuel, Jackie	2001-05	48
Reese, Brian	1990-94	47
Platek, Andrew	2017-21	46
Pinson, Theo	2014-18	46
Boone, Adam	2000-02	44
Braddock, Jimmy	1979-83	43
Stackhouse, Jerry	1993-95	39
Jordan, Michael	1981-84	34
Nance, Pete	2022-23	32
Denny, Jeff	1986-90	31
Johnson, Will	1999-03	30
Madden, Kevin	1985-90	29
Curry, Ronald	1998-01	26
Landry, Pearce	1992-95	24
Wolf, Joe	1983-87	23
Tokoto, J.P.	2012-15	21

Player (71-142)	Years	3FGs
Strickland, Dexter	2009-13	20
Johnson, Puff	2020-23	20
Chilcutt, Pete	1987-91	20
Doherty, Matt	1980-84	20
Williams, Marvin	2004-05	19
Sullivan, Pat	1990-95	18
Newby, Terrence	1996-00	17
Keeling, Christian	2019-20	16
Pierce, Justin	2019-20	16
Brooker, Michael	1997-01	16
Dunn, D'Marco	2021-	15
Peterson, Buzz	1981-85	15
Little, Nassir	2018-19	14
Garcia, Dawson	2021-22	12
Watts, Justin	2008-12	12
Hansbrough, Tyler	2005-09	12
Holmes, Jonathan	1999-03	12
Harris, Kenny	1989-91	12
Perkins, Sam	1980-84	12
Felton, Jalek	2017-18	11
Lynch, George	1989-93	11
Harris, Anthony	2019-22	10
Tanner, J.B.	2007-09	10
Wear, David	2009-10	8
Jamison, Antawn	1995-98	8
Nickel, Tyler	2022-23	6
Styles, Dontrez	2021-23	6
Brooks, Garrison	2017-21	6
Woods, Seventh	2016-19	6
Frederick, Brad	1996-99	6
Cherry, Scott	1989-93	6
McKoy, Justin	2021-23	5
Burke, Dewey	2005-07	5
White, Stilman	2011-12, 14-17	5
Henson, John	2009-12	5
Sullivan, Ryan	1995-97	5
Hale, Steve	1982-86	5
Smith, K.J.	2018-21	4
Francis, Jeremiah	2019-20	4
Rush, Shea	2016-20	4
Moody, Wade	2012-14	4
Thomas, Quentin	2004-07	4
Melendez, Orlando	1997-02	4
Ndiaye, Makhtar	1996-98	4
Williams, Scott	1986-90	4
Dupont, David	2010-12	3
Campbell, Marc	2007-10	3
Bersticker, Brian	1997-02	3
Lynn, Clyde	1994-96	3
Davis, Luke	2012-15	2
Manor, James	2012-14	2
Crouch, Patrick	2010-12	2
Thornton, Thomas	2009-10	2
Wear, Travis	2009-10	2
Wooten, Jack	2007-09	2
Miller, Jonathan	2002-04	2
Davis, Larry	1992-94	2
Hyatt, Rodney	1986-88	2
Hunter, Curtis	1982-87	2
Trimble, Seth	2022-	1
Watkins, Jackson	2021-23	1
Bacot, Armando	2019-	1
Kessler, Walker	2020-21	1
Ellis, Caleb	2018-20	1
Hicks, Isaiah	2013-17	1
Little, Greg	2007-08	1
Everett, Charlie	2004-05	1
Holley, Jesse	2003-05	1
McLamb, Philip	2001-04	1
Price, Damien	2001-04	1




WAYNE ELLINGTON is fourth in UNC history with 229 three-pointers. He was 5 for 7 from three-point range vs. Villanova in the 2009 national semifinals and 3 for 3 vs. Michigan State in the national championship game.

Tyndall, Webb	1995-97	1
Zwicker, Serge	1993-97	1
Neal, David	1994-96	1
Wallace, Rasheed	1993-95	1
Norwood, Michael	1985-87	1
Exum, Cecil	1980-84	1

includes every Tar Heel who made a three-point field goal



THREE-POINT FG PERCENTAGE



HUBERT DAVIS is second in NBA history in three-point percentage. As a Tar Heel, he has the highest career three-point accuracy among players with at least 100 made threes.

MINIMUM 200 MADE THREE-POINTERS

Player	Years	3FG-A	3FG%
Lebo, Jeff	1985-89	211-493	.428
McCants, Rashad	2002-05	221-533	.415
Williams, Shammond	1994-98	233-578	.403
Ellington, Wayne	2006-09	229-577	.397
Williams, Donald	1991-95	221-572	.386
Paige, Marcus	2012-16	299-798	.375
Berry II, Joel	2014-18	266-726	.366
Love, Caleb	2020-23	200-630	.317

MINIMUM 100 MADE THREE-POINTERS

Player	Years	3FG	3FG%
Davis, Hubert	1988-92	197-453	.435
Lebo, Jeff	1985-89	211-493	.428
Terry, Reyshawn	2003-07	103-246	.419
McCants, Rashad	2002-05	221-553	.415
Calabria, Dante	1992-96	193-469	.412
Johnson, Cameron	2017-19	143-348	.411
Williams, Shammond	1994-98	233-578	.403
Lawson, Ty	2006-09	112-278	.403
Ellington, Wayne	2006-09	229-577	.397
McInnis, Jeff	1993-96	138-348	.397
Fox, Rick	1987-91	153-394	.388
Bullock, Reggie	2010-13	188-486	.387
Williams, Donald	1991-95	221-572	.386
Paige, Marcus	2012-16	299-798	.375
Green, Danny	2005-09	184-491	.375
Felton, Raymond	2002-05	174-464	.375
Capel, Jason	1998-02	164-437	.375
Okulaja, Ademola	1995-99	143-382	.374
Graves, Will	2007-10	102-276	.370
Forte, Joseph	1999-01	111-302	.368
Scott, Melvin	2001-05	183-498	.367
Berry II, Joel	2014-18	266-726	.366
Maye, Luke	2015-19	104-288	.361
Davis, RJ	2020-	161-453	.355
Williams, Jawad	2001-05	124-355	.349
Hairston, P.J.	2011-13	127-364	.349
Barnes, Harrison	2010-12	116-332	.349
Williams, Kenny	2015-19	143-418	.342
Jackson, Justin	2014-17	168-496	.339
McDonald, Leslie	2009-14	147-442	.333
Love, Caleb	2020-23	200-630	.317

MINIMUM 10 MADE THREE-POINTERS

Player	Years	3FG	3FG%
Wolf, Joe	1983-87	23-40	.575
Peterson, Buzz	1981-85	15-30	.500
Braddock, Jimmy	1979-83	43-93	.462
Jordan, Michael	1981-84	34-76	.447
Davis, Hubert	1988-92	197-453	.435
Williams, Marvin	2004-05	19-44	.432
Holmes, Jonathan	1999-03	12-28	.429
Perkins, Sam	1980-84	12-28	.429
Lebo, Jeff	1985-89	211-493	.428
Bucknall, Steve	1985-89	71-168	.423
Smith, Ranzino	1984-88	84-200	.420
Terry, Reyshawn	2003-07	103-246	.419
McCants, Rashad	2002-05	221-533	.415
Denny, Jeff	1986-90	31-75	.413
Calabria, Dante	1992-96	193-469	.412
Johnson, Cameron	2017-19	143-348	.411
Smith, Kenny	1983-87	87-213	.408
Doherty, Matt	1980-84	20-49	.408
Williams, Shammond	1994-98	233-578	.403
Lawson, Ty	2006-09	112-278	.403
Manek, Brady	2021-22	98-243	.403
Boone, Adam	2000-02	44-110	.400
Walton, Kerwin	2020-22	81-203	.399
Ellington, Wayne	2006-09	229-577	.397
McInnis, Jeff	1993-96	138-348	.397
Miller, Wes	2004-07	96-242	.397
Fox, Rick	1987-91	153-394	.388
Bullock, Reggie	2010-13	188-486	.387
Rödl, Henrik	1989-93	55-142	.387
Williams, Donald	1991-95	221-572	.386
Tanner, J.B.	2007-09	10-26	.385
Newby, Terrence	1996-00	17-45	.378
Paige, Marcus	2012-16	299-798	.375
Green, Danny	2005-09	184-491	.375
Felton, Raymond	2002-05	174-464	.375
Capel, Jason	1998-02	164-437	.375
Garcia, Dawson	2021-22	12-32	.375
Okulaja, Ademola	1995-99	143-382	.374
Robinson, Brandon	2016-20	98-263	.373
Cota, Ed	1996-00	93-250	.372
Graves, Will	2007-10	102-276	.370
Forte, Joseph	1999-01	111-302	.368
Carter, Vince	1995-98	99-269	.368
Scott, Melvin	2001-05	183-498	.367
Berry II, Joel	2014-18	266-726	.366
Marshall, Kendall	2010-12	48-132	.364
Maye, Luke	2015-19	104-288	.361
Landry, Pearce	1992-95	24-67	.358
Harris, Anthony	2019-22	10-28	.357
Davis, RJ	2020-	161-453	.355
Stackhouse, Jerry	1993-95	39-110	.355
Noel, David	2002-06	64-181	.354
White, Coby	2018-19	82-232	.353
Johnson, Will	1999-03	30-85	.353
Hairston, P.J.	2011-13	127-364	.349
Williams, Jawad	2001-05	124-355	.349
Barnes, Harrison	2010-12	116-332	.349
Rice, King	1987-91	75-215	.349
Anthony, Cole	2019-20	49-141	.348
Morrison, Brian	2000-02	59-170	.347
Madden, Kevin	1985-90	29-84	.345
Chilcutt, Pete	1987-91	20-58	.345
Lynch, George	1989-93	11-32	.344
Williams, Kenny	2015-19	143-418	.342
Owens, Max	1997-01	76-223	.341
Jackson, Justin	2014-17	168-496	.339
Britt, Nate	2013-17	81-242	.335
McDonald, Leslie	2009-14	147-442	.333
Phelps, Derrick	1990-94	59-183	.322
Nance, Pete	2022-23	32-100	.320



JEFF LEBO has the highest percentage among the seven Tar Heels who made at least 200 three-pointers.

Player

Keeling, Christian	2019-20	16-50	.320
Reese, Brian	1990-94	47-148	.318
Love, Caleb	2020-23	200-630	.317
Hansbrough, Tyler	2005-09	12-38	.316
Felton, Jalek	2017-18	11-35	.314
Fraser, Bobby	2005-09	70-228	.307
Drew II, Larry	2008-11	50-163	.307
Ginyard, Marcus	2005-10	50-163	.307
Harris, Kenny	1989-91	12-40	.300
Platek, Andrew	2017-21	46-154	.299
Black, Leaky	2018-23	76-257	.296
Dunn, D'Marco	2022-	15-52	.288
Watts, Justin	2008-12	12-42	.286
Manuel, Jackie	2001-05	48-170	.282
Little, Nassir	2018-19	14-52	.269
Tokoto, J.P.	2012-15	21-79	.266
Curry, Ronald	1998-01	26-99	.263
Pinson, Theo	2014-18	46-179	.257
Sullivan, Pat	1990-95	18-70	.257
Johnson, Puff	2021-23	20-81	.247
Brooker, Michael	1997-01	16-69	.232
Pierce, Justin	2019-20	16-71	.225
Strickland, Dexter	2009-13	20-90	.222



FREE THROW PERCENTAGE



Player (1-70)	Years	FT	FT%	Player (71-140)	Years	Fts	FT%	Player (141-191)	Years	Fts	FT%
Davis, RJ	2020-	271-319	.850	Colescott, Dave	1976-80	110-150	.733	Hudock, Jim	1959-62	148-228	.649
Williams, Shammond	1994-98	291-343	.848	Felton, Raymond	2002-05	258-353	.731	Reese, Brian	1990-94	196-305	.643
Huband, Kim	1969-72	95-112	.848	Scott, Charlie	1967-70	397-546	.727	Peppers, Julius	1999-01	79-123	.642
Williams, Marvin	2004-05	138-163	.847	O'Koren, Mike	1976-80	479-660	.726	Jones, Bobby	1971-74	220-343	.641
Green, Danny	2005-09	202-239	.845	Nagy, Fritz	1942-43	61-84	.726	Fogler, Eddie	1967-70	75-117	.641
Paige, Marcus	2012-16	347-411	.844	Hicks, Isaiah	2013-17	271-374	.725	Carson, Coy	1946-49	114-178	.640
Lebo, Jeff	1985-89	308-367	.839	Williams, Jawad	2001-05	320-442	.724	Virgil, John	1976-80	76-119	.639
Braddock, Jimmy	1979-83	106-127	.835	McCants, Rashad	2002-05	272-377	.721	Williams, Scott	1986-90	314-496	.633
Wuycik, Dennis	1969-72	431-517	.834	Yonakor, Rich	1976-80	145-201	.721	Paxton, Bob	1944-48	288-455	.633
Berry II, Joel	2014-18	333-400	.833	Stackhouse, Jerry	1993-95	335-465	.720	Meeks, Kennedy	2013-17	266-422	.630
Elston, Darrell	1971-74	125-150	.833	Bullock, Reggie	2010-13	85-118	.720	Cunningham, Billy	1962-65	397-631	.629
Stahl, Ed	1972-75	124-149	.832	McInnis, Jeff	1993-96	184-256	.719	Brooks, Garrison	2017-21	270-432	.625
Hoffman, Brad	1972-75	69-83	.831	Calabria, Dante	1992-96	159-221	.719	Bennett, Bob	1963-66	90-144	.625
Johnson, Cameron	2017-19	140-169	.828	Stanley, Ray	1957-60	100-139	.719	Montross, Eric	1990-94	375-601	.624
Smith, Ranzino	1984-88	136-165	.824	Phelps, Derrick	1990-94	232-323	.718	Davis, Ed	2008-10	142-228	.623
Capel, Jason	1998-02	377-458	.823	May, Sean	2002-05	329-459	.717	Wallace, Rasheed	1993-95	144-232	.621
Smith, Kenny	1983-87	293-356	.823	Gauntlett, Tom	1964-67	68-95	.716	Lang, Kris	1998-02	240-387	.620
Davis, Hubert	1988-92	304-371	.819	Jackson, Justin	2014-17	228-320	.713	Bradley, Tony	2016-17	65-105	.619
Owens, Max	1997-01	125-153	.817	Lifson, Al	1951-55	366-514	.712	White, Jim	1942-43, 45-47	89-144	.618
Nance, Pete	2022-23	71-87	.816	Chilcutt, Pete	1987-91	164-231	.710	Winstead, Skippy	1951-54	76-123	.618
Love, Caleb	2020-23	296-363	.815	Johnson, Brice	2012-16	288-407	.708	Jamison, Antawn	1995-98	392-635	.617
Hale, Steve	1982-86	230-283	.813	McAdoo, Robert	1971-72	118-167	.707	Phillips, Bob	1950-53	86-140	.614
Britt, Nate	2013-17	181-223	.812	Carter, Vince	1995-98	206-292	.705	Kappler, Hugo	1948-51	146-238	.613
Forte, Joseph	1999-01	221-273	.810	Brennan, Pete	1955-58	506-719	.704	Tsantes, John	1948-50	81-133	.609
Ellington, Wayne	2006-09	233-288	.809	Hunter, Curtis	1982-87	104-148	.703	Anderson, Don	1943-46	68-112	.607
Ford, Phil	1974-78	560-693	.808	Chamberlain, Bill	1969-72	179-255	.702	Dillon, John	1944-48	266-439	.606
Hairston, P.J.	2011-13	140-175	.800	Daugherty, Brad	1982-86	392-560	.700	Rose, Bob	1939-42	102-169	.604
White, Coby	2018-19	104-130	.800	Clark, Rusty	1966-69	313-448	.699	Likins, Paul	1951-55	164-272	.603
Perkins, Sam	1980-84	561-705	.796	Salvadori, Kevin	1990-94	136-195	.697	Maddie, Bud	1950-51, 52-54	212-352	.602
Larese, York	1958-61	351-441	.796	Manek, Brady	2021-22	53-76	.697	Hamilton, Jim	1946-47	54-90	.600
Hansbrough, Tyler	2005-09	982-1241	.791	Zwikker, Serge	1993-97	103-148	.696	Grimaldi, Vince	1950-53	170-284	.599
Graves, Will	2007-10	65-83	.783	Ginyard, Marcus	2005-10	198-285	.695	Drew II, Larry	2008-11	91-152	.599
Brown, Larry	1960-63	221-283	.781	Kepley, Dick	1957-61	141-203	.695	Severin, Paul	1938-41	53-89	.596
Lawson, Ty	2006-09	337-432	.780	McDonald, Leslie	2009-14	120-173	.694	Rödl, Henrik	1989-93	75-126	.595
Karl, George	1970-73	305-391	.780	Morrison, Brian	2000-02	50-72	.694	Haywood, Brendan	1997-01	329-554	.594
Respass, Ray	1962-65	110-141	.780	Marshall, Kendall	2010-12	113-163	.693	Nearman, Nemo	1946-48	340-573	.593
Delany, Jim	1967-70	85-109	.780	Strickland, Dexter	2009-13	233-339	.687	Noel, David	2002-06	118-201	.587
Zeller, Tyler	2008-12	407-524	.777	Grubar, Dick	1966-69	230-335	.687	Zaliagirris, Tom	1974-78	84-151	.587
Radovich, Tony	1952-57	216-278	.777	Chadwick, Dave	1968-71	76-111	.685	O'Donnell, John	1971-74	70-120	.583
Lewis, Bobby	1964-67	512-660	.776	Miller, Larry	1965-68	452-661	.684	Cunningham, Bob	1955-58	103-177	.582
Sullivan, Pat	1990-95	120-155	.774	Jordan, Jim	1944-46	110-161	.683	Manuel, Jackie	2001-05	173-301	.577
Davis, Walter	1973-77	355-459	.773	Moe, Doug	1958-61	329-484	.680	McAdoo, James M	2011-14	298-524	.569
Little, Nassir	2018-19	77-100	.770	Okulaja, Ademola	1995-99	263-387	.680	Wright, Brandon	2006-07	89-157	.567
Shaffer, Lee	1957-60	253-330	.767	Dedmon, Lee	1968-71	263-388	.678	Brown, Joe	1966-69	68-121	.562
Salz, Harvey	1957-60	248-324	.765	Martin, Warren	1981-86	158-233	.678	Carter, Jippy	1950-53	52-94	.553
Wolf, Joe	1983-87	186-243	.765	Maye, Luke	2015-19	204-302	.675	Bradley, Dudley	1975-79	80-145	.552
Wood, Al	1977-81	365-478	.764	Quigg, Joe	1955-57	188-279	.674	Walsh, Don	1959-62	74-135	.548
Rice, King	1987-91	252-330	.764	Patterson Dick	1949-51	58-86	.674	Tokoto, J.P.	2012-15	131-241	.544
LaGarde, Tommy	1973-77	273-358	.763	Vayda, Jerry	1952-56	391-581	.673	Deasy, Howard	1948-52	196-376	.521
Doherty, Matt	1980-84	309-406	.761	Poteet, Yogi	1959-63	53-79	.671	Sharpe, Day'Ron	2020-21	51-101	.505
Fox, Rick	1987-91	284-375	.757	McSweeney, Brian	1961-64	97-145	.669	Henson, John	2009-12	169-350	.483
Kuester, John	1973-77	146-193	.756	Reid, J.R.	1986-89	384-575	.668	Wolf, Jeff	1976-80	63-149	.423
Popson, Dave	1983-87	102-135	.756	Scott, Melvin	2001-05	100-150	.667				
Bucknall, Steve	1985-89	237-314	.755	Kupchak, Mitch	1972-76	309-465	.665				
Terry, Reyshawn	2003-07	195-260	.750	Bacot, Armando	2019-	448-676	.663				
Anthony, Cole	2019-20	96-128	.750	Paxton, Bob	1944-48	288-455	.663				
Jordan, Michael	1981-84	314-420	.748	Manley, Sterling	2017-21	65-98	.663				
Pinson, Theo	2014-18	197-264	.746	Madden, Kevin	1985-90	229-346	.662				
Williams, Donald	1991-95	239-321	.745	Buckley, Bruce	1973-77	74-112	.661				
Peterson, Buzz	1981-85	72-97	.742	Kohler, Norm	1946-48	93-141	.660				
Rosenbluth, Lennie	1954-57	603-815	.740	Shaffer, Charlie	1961-64	113-172	.657				
Williams, Kenny	2015-19	114-154	.740	Cooke, Mike	1961-64	65-99	.657				
Bunting, Bill	1966-69	273-371	.736	Thompson, Deon	2006-10	256-390	.656				
Robinson, Brandon	2016-20	78-106	.736	Kearns, Tommy	1955-58	307-469	.655				
Chambers, Bill	1969-72	53-72	.736	Wallace, Jack	1950-53	254-388	.655				
Black, Leaky	2018-23	147-200	.735	Previs, Steve	1969-72	131-200	.655				
Johnson, Will	1999-03	61-83	.735	Glamack, George	1938-41	233-356	.654				
Cota, Ed	1996-00	293-399	.734	Worthy, James	1979-82	249-382	.652				
Barnes, Harrison	2010-12	234-319	.734	Lynch, George	1989-93	314-482	.651				
Black, Jimmy	1978-82	212-289	.734	Yokley, John	1963-66	69-106	.651				

minimum 50 made free throws among players with known number of attempts



REBOUNDS



Player (1-40)	Years	Reb.
Bacot, Armando	2019-	1335
Hansbrough, Tyler	2005-09	1219
Perkins, Sam	1980-84	1168
Lynch, George	1989-93	1097
Cunningham, Billy	1962-65	1062
Meeks, Kennedy	2013-17	1052
Johnson, Brice	2012-16	1035
Jamison, Antawn	1995-98	1027
Kupchak, Mitch	1972-76	1006
Daugherty, Brad	1982-86	1003
Maye, Luke	2015-19	942
Montross, Eric	1990-94	941
Clark, Rusty	1966-69	933
Okulaja, Ademola	1995-99	890
Henson, John	2009-12	885
Williams, Scott	1986-90	861
Brennan, Pete	1955-58	854
Haywood, Brendan	1997-01	839
Miller, Larry	1965-68	837
Jones, Bobby	1971-74	817
O'Koren, Mike	1976-80	815
Capel, Jason	1998-02	807
Rosenbluth, Lennie	1954-57	800
Brooks, Garrison	2017-21	797
Zeller, Tyler	2008-12	788
May, Sean	2002-05	771
Chilcutt, Pete	1987-91	766
Thompson, Deon	2006-10	743
Reid, J.R.	1986-89	731
Black, Leaky	2018-23	730
Dedmon, Lee	1968-71	729
Wolf, Joe	1983-87	707
Lang, Kris	1998-02	678
Davis, Walter	1973-77	670
Scott, Charlie	1967-70	653
McAdoo, James M	2011-14	640
Moe, Doug	1958-61	635
Wood, Al	1977-81	624
Worthy, James	1979-82	620
Bunting, Bill	1966-69	619

Player (41-140)	Years	Reb.
Williams, Jawad	2001-05	615
Shaffer, Lee	1957-60	606
Zwikker, Serge	1993-97	598
Fox, Rick	1987-91	594
Green, Danny	2005-09	590
Wuycik, Dennis	1969-72	556
Noel, David	2002-06	549
Hicks, Isaiah	2013-17	546
LaGarde, Tommy	1973-77	545
Ginyard, Marcus	2005-10	543
Pinson, Theo	2014-18	536
Cota, Ed	1996-00	517
Wallace, Rasheed	1993-95	511
Lewis, Bobby	1964-67	510
Jordan, Michael	1981-84	509
Kepley, Dick	1957-61	498
Bullock, Reggie	2010-13	495
Salvadori, Kevin	1990-94	491
Jackson, Justin	2014-17	481
Chamberlain, Bill	1969-72	475
Madden, Kevin	1985-90	475
Quigg, Joe	1955-57	475
Davis, Ed	2008-10	470
Ellington, Wayne	2006-09	469
Tokoto, J.P.	2012-15	469
Carter, Vince	1995-98	466
Stackhouse, Jerry	1993-95	456
Martin, Warren	1981-86	452
Doherty, Matt	1980-84	446
Stahl, Ed	1972-75	445
Terry, Reyshawn	2003-07	439
Reese, Brian	1990-94	436
Phelps, Derrick	1990-94	432
Manuel, Jackie	2001-05	429
Calabria, Dante	1992-96	426
Felton, Raymond	2002-05	417
Barnes, Harrison	2010-12	414
Cunningham, Bob	1955-58	410
Larese, York	1958-61	407
Berry II, Joel	2014-18	405
Yonakor, Rich	1976-80	405
Davis, RJ	2020-23	399
Paige, Marcus	2012-16	399
Forte, Joseph	1999-01	399
McCants, Rashad	2002-05	398
Hudock, Jim	1959-62	398
Wolf, Jeff	1976-80	395
Bucknall, Steve	1985-89	392
Popson, Dave	1983-87	382
Williams, Kenny	2015-19	372
Respass, Ray	1962-65	369
Williams, Shammond	1994-98	332
Love, Caleb	2020-23	329
Johnson, Cameron	2017-19	329
Lebo, Jeff	1985-89	327
Shaffer, Charlie	1961-64	317
McAdoo, Robert	1971-72	312
James, Joel	2012-16	309
Bennett, Bob	1963-66	303
Lawson, Ty	2006-09	303
Strickland, Dexter	2009-13	297
Hale, Steve	1982-86	291
Grubar, Dick	1966-69	289
Bradley, Dudley	1975-79	286
Smith, Kenny	1983-87	283
Brown, Joe	1966-69	280
Karl, George	1970-73	279
McInnis, Jeff	1993-96	277
Salz, Harvey	1957-60	273
Graves, Will	2007-10	270

Player (111-210)	Years	Reb.
Ford, Phil	1974-78	261
Stepheson, Alex	2006-08	252
Williams, Donald	1991-95	252
Davis, Hubert	1988-92	248
Stanley, Ray	1957-60	244
McSweeney, Brian	1961-64	242
Kearns, Tommy	1955-58	238
McDonald, Leslie	2009-14	238
Manek, Brady	2021-22	237
Williams, Marvin	2004-05	236
Scott, Melvin	2001-05	234
Britt, Nate	2013-17	233
Budko, Pete	1977-81	231
Previs, Steve	1969-72	230
Wright, Brandon	2006-07	229
Hairston, P.J.	2011-13	228
Robinson, Brandon	2016-20	223
Sullivan, Pat	1990-95	223
Sharpe, Day'Ron	2020-21	220
Johnston, Donn	1970-73	219
Chadwick, Dave	1968-71	214
Sanders, Byron	2002-06	212
Ndiaye, Makhtar	1996-98	209
Peppers, Julius	1999-01	208
Rice, King	1987-91	204
Gauntlett, Tom	1964-67	202
Bersticker, Brian	1997-02	196
Bradley, Tony	2016-17	195
Elston, Darrell	1971-74	190
Drew II, Larry	2008-11	189
Manley, Sterling	2017-21	187
Frasor, Bobby	2005-09	186
Hunter, Curtis	1982-87	185
Rödl, Henrik	1989-93	183
Nance, Pete	2022-23	180
Cooke, Mike	1961-64	180
Marshall, Kendall	2010-12	171
Owens, Max	1997-01	171
Kuester, John	1973-77	169
Little, Nassir	2018-19	167
Donohue, Jim	1958-62	165
Mirken, Mark	1964-67	165
Young, Bob	1954-57	163
Platek, Andrew	2017-21	160
Johnson, Will	1999-03	158
Buckley, Bruce	1973-77	156
Thomas, Quentin	2004-07	155
Watts, Justin	2008-12	154
Hubert, Desmond	2011-15	153
Fogler, Eddie	1967-70	152
Smith, Ranzino	1984-88	150
Black, Jimmy	1978-82	147
Peterson, Buzz	1981-85	145
Huband, Kim	1969-72	144
Lotz, Danny	1956-59	143
O'Donnell, John	1971-74	140
Curry, Ronald	1998-01	133
Virgil, John	1976-80	131
Brown, Larry	1960-63	130
Zaliagiris, Tom	1974-78	129
Pierce, Justin	2019-20	128
Wenstrom, Matt	1989-93	128
Johnson, Puff	2020-23	126
Anthony, Cole	2019-20	125
White, Coby	2018-19	124
Corson, Craig	1969-72	122
Knox, Justin	2010-11	118
Simmons, Jackson	2011-15	118
Crompton, Geff	1973-78	117
Evtimov, Vasco	1996-99	111

Player (181-221)	Years	Reb.
Brust, Chris	1978-82	108
Woods, Seventh	2016-19	102
Rozier, Clifford	1990-91	101
Yokley, John	1963-66	100
Kessler, Walker	2020-21	94
Keeling, Christian	2019-20	93
Boone, Adam	2000-02	91
Poteet, Yogi	1959-63	90
Garcia, Dawson	2021-22	88
Walton, Kerwin	2020-22	88
Colescott, Dave	1976-80	86
Eggleston, Don	1968-71	86
Exum, Cecil	1980-84	84
Walsh, Don	1959-62	84
Harrison, Ray	1972-74	81
Braddock, Jimmy	1979-83	80
Huffman, Brandon	2017-20	78
Hoffman, Brad	1972-75	76
Hathaway, Bill	1956-57	75
Morrison, Brian	2000-02	75
Pepper, Mike	1977-81	75
Geth, Ed	1992-96	72
Gipple, Dale	1968-71	72
Galantai, Billy	1962-64	69
Wear, Travis	2009-10	69
Bell, Mickey	1972-75	68
Melendez, Orlando	1997-02	68
Copeland, Mike	2005-09	66
Miller, Wes	2004-07	65
Fletcher, Ralph	1965-68	64
Landry, Pearce	1992-95	62
McComb, Ken	1960-61	62
Chambers, Bill	1972-76	58
Denny, Jeff	1986-90	58
Styles, Dontrez	2021-23	57
Chambers, Bill	1969-72	56
McKoy, Justin	2021-23	55
Hite, Ray	1971-74	55
Tuttle, Gerald	1966-69	53
Doughton, Ged	1975-79	52
Brownlee, John	1981-83	51

minimum 50 rebounds



REBOUNDBING AVERAGE



Player (1-70)	Years	Reb.	Ave.	Player (71-140)	Years	Reb.	Ave.	Player (141-199)	Years	Reb.	Ave.
Cunningham, Billy	1962-65	1062	15.4	Thompson, Deon	2006-10	743	4.9	Curry, Ronald	1998-01	133	2.5
Moe, Doug	1958-61	635	10.6	Williams, Jawad	2001-05	615	4.8	Bradley, Dudley	1975-79	286	2.4
Brennan, Pete	1955-58	854	10.5	Black, Leaky	2018-23	730	4.7	James, Joel	2012-16	309	2.3
Rosenbluth, Lennie	1954-57	800	10.5	Little, Nassir	2018-19	167	4.6	Strickland, Dexter	2009-13	297	2.3
Clark, Rusty	1966-69	933	10.3	Carter, Vince	1995-98	466	4.5	Johnston, Donn	1970-73	219	2.3
Bacot, Armando	2019-	1335	10.1	Pinson, Theo	2014-18	536	4.4	Marshall, Kendall	2010-12	171	2.3
McAdoo, Robert	1971-72	312	10.1	Tokoto, J.P.	2012-15	469	4.4	Brown, Larry	1960-63	130	2.3
May, Sean	2002-05	771	10.0	McSweeney, Brian	1961-64	242	4.4	Hale, Steve	1982-86	291	2.2
Jamison, Antawn	1995-98	1027	9.9	Noel, David	2002-06	549	4.3	Smith, Kenny	1983-87	283	2.2
Miller, Larry	1965-68	837	9.2	Bennett, Bob	1963-66	303	4.3	Budko, Pete	1977-81	231	2.2
Jones, Bobby	1971-74	817	8.9	Fox, Rick	1987-91	594	4.2	Galantai, Billy	1962-64	69	2.2
Quigg, Joe	1955-57	475	8.8	Green, Danny	2005-09	590	4.1	Wear, Travis	2009-10	69	2.2
Perkins, Sam	1980-84	1168	8.7	Jackson, Justin	2014-17	481	4.1	Ford, Phil	1974-78	261	2.1
Hansbrough, Tyler	2005-09	1219	8.6	Ellington, Wayne	2006-09	469	4.1	Lotz, Danny	1956-59	143	2.1
Kupchak, Mitch	1972-76	1006	8.5	Felton, Raymond	2002-05	417	4.1	Williams, Donald	1991-95	252	2.0
Dedmon, Lee	1968-71	729	8.2	McCants, Rashad	2002-05	398	4.1	Drew II, Larry	2008-11	189	2.0
Henson, John	2009-12	885	8.1	McComb, Ken	1960-61	62	4.1	McDonald, Leslie	2009-14	238	1.9
Shaffer, Lee	1957-60	606	8.1	Davis, RJ	2020-	399	4.0	Sullivan, Pat	1990-95	223	1.9
Lynch, George	1989-93	1097	7.8	Pierce, Justin	2019-20	128	4.0	Huband, Kim	1969-72	144	1.9
Davis, Ed	2008-10	470	7.7	Ginyard, Marcus	2005-10	543	3.8	Johnson, Puff	2020-23	126	1.9
Reid, J.R.	1986-89	731	7.6	Martin, Warren	1981-86	452	3.8	Davis, Hubert	1988-92	248	1.8
Sharpe, Day'Ron	2020-21	220	7.6	Cota, Ed	1996-00	517	3.7	Scott, Melvin	2001-05	234	1.8
Daugherty, Brad	1982-86	1003	7.4	Yonakor, Rich	1976-80	405	3.7	Sanders, Byron	2002-06	212	1.8
Worthy, James	1979-82	620	7.4	Salz, Harvey	1957-60	273	3.7	Bersticker, Brian	1997-02	196	1.8
Wallace, Rasheed	1993-95	511	7.4	Peppers, Julius	1999-01	208	3.7	Yokley, John	1963-66	100	1.8
Meeks, Kennedy	2013-17	1052	7.3	Hicks, Isaiah	2013-17	546	3.6	Robinson, Brandon	2016-20	223	1.7
Scott, Charlie	1967-70	653	7.2	Salvadori, Kevin	1990-94	491	3.6	Frasor, Bobby	2005-09	186	1.7
Johnson, Brice	2012-16	1035	7.0	Wolf, Jeff	1976-80	395	3.6	Fogler, Eddie	1967-70	152	1.7
O'Koren, Mike	1976-80	815	7.0	Stanley, Ray	1957-60	244	3.6	Corson, Craig	1969-72	122	1.7
Montross, Eric	1990-94	941	6.8	Madden, Kevin	1985-90	475	3.5	Buckley, Bruce	1973-77	156	1.6
Maye, Luke	2015-19	942	6.7	Doherty, Matt	1980-84	446	3.5	O'Donnell, John	1971-74	140	1.6
Capel, Jason	1998-02	807	6.7	Terry, Reyshawn	2003-07	439	3.5	Poteet, Yogi	1959-63	90	1.6
Zeller, Tyler	2008-12	788	6.7	White, Coby	2018-19	124	3.5	Eggleston, Don	1968-71	86	1.6
Kepley, Dick	1957-61	498	6.7	Manuel, Jackie	2001-05	429	3.4	Harrison, Ray	1972-74	81	1.6
Stackhouse, Jerry	1993-95	456	6.6	Stepheson, Alex	2006-08	252	3.4	Britt, Nate	2013-17	233	1.5
Williams, Marvin	2004-05	236	6.6	Donohue, Jim	1958-62	165	3.4	Rice, King	1987-91	204	1.5
Bunting, Bill	1966-69	619	6.5	Reese, Brian	1990-94	436	3.3	Hunter, Curtis	1982-87	185	1.5
Okulaja, Ademola	1995-99	890	6.4	Phelps, Derrick	1990-94	432	3.3	Johnson, Will	1999-03	158	1.5
Wuycik, Dennis	1969-72	556	6.4	Love, Caleb	2020-23	329	3.3	Boone, Adam	2000-02	91	1.5
Hudock, Jim	1959-62	398	6.4	Crompton, Geff	1973-78	117	3.3	Walton, Kerwin	2020-22	88	1.5
Shaffer, Charlie	1961-64	317	6.3	Calabria, Dante	1992-96	426	3.2	Walsh, Don	1959-62	84	1.5
Williams, Scott	1986-90	861	6.2	Hairston, P.J.	2011-13	228	3.2	Owens, Max	1997-01	171	1.4
Chamberlain, Bill	1969-72	475	6.2	Manley, Sterling	2017-21	187	3.2	Kuester, John	1973-77	169	1.4
Wright, Brandan	2006-07	229	6.2	Young, Bob	1954-57	163	3.2	Hubert, Desmond	2011-15	153	1.4
Lewis, Bobby	1964-67	510	6.1	Knox, Justin	2010-11	118	3.2	Rödl, Henrik	1989-93	183	1.3
Manek, Brady	2021-22	237	6.1	Kessler, Walker	2020-21	94	3.2	Platek, Andrew	2017-21	160	1.3
Haywood, Brendan	1997-01	839	6.0	Grubar, Dick	1966-69	289	3.1	Watts, Justin	2008-12	154	1.3
Brooks, Garrison	2017-21	797	6.0	Brown, Joe	1966-69	280	3.1	Morrison, Brian	2000-02	75	1.3
Nance, Pete	2022-23	180	6.0	Bucknall, Steve	1985-89	392	3.0	Fletcher, Ralph	1965-68	64	1.3
McAdoo, James M	2011-14	640	5.9	Karl, George	1970-73	279	3.0	Styles, Dontrez	2021-23	57	1.3
Forte, Joseph	1999-01	399	5.8	Kearns, Tommy	1955-58	238	3.0	McKoy, Justin	2021-23	55	1.3
Larese, York	1958-61	407	5.7	Cooke, Mike	1961-64	180	3.0	Thomas, Quentin	2004-07	155	1.2
Anthony, Cole	2019-20	125	5.7	Rozier, Clifford	1990-91	101	3.0	Smith, Ranzino	1984-88	150	1.2
Davis, Walter	1973-77	670	5.6	Popson, Dave	1983-87	382	2.9	Black, Jimmy	1978-82	147	1.2
Chilcutt, Pete	1987-91	766	5.5	Williams, Kenny	2015-19	372	2.9	Peterson, Buzz	1981-85	145	1.2
Wolf, Joe	1983-87	707	5.5	Lawson, Ty	2006-09	303	2.9	Virgil, John	1976-80	131	1.2
Barnes, Harrison	2010-12	414	5.5	Graves, Will	2007-10	270	2.9	Zaliagiris, Tom	1974-78	129	1.2
Garcia, Dawson	2021-22	88	5.5	Chadwick, Dave	1968-71	214	2.9	Brust, Chris	1978-82	108	1.2
Respass, Ray	1962-65	369	5.4	Ndiaye, Makhtar	1996-98	209	2.9	Geth, Ed	1992-96	72	1.2
Lang, Kris	1998-02	678	5.3	Evtimov, Vasco	1996-99	111	2.9				
LaGarde, Tommy	1973-77	545	5.3	Berry II, Joel	2014-18	405	2.8				
Cunningham, Bob	1955-58	410	5.3	Paige, Marcus	2012-16	399	2.8				
Johnson, Cameron	2017-19	329	5.3	McInnis, Jeff	1993-96	277	2.8				
Bradley, Tony	2016-17	195	5.1	Keeling, Christian	2019-20	93	2.8				
Wood, Al	1977-81	624	5.0	Mirken, Mark	1964-67	165	2.7				
Zwikker, Serge	1993-97	598	5.0	Previs, Steve	1969-72	230	2.6				
Jordan, Michael	1981-84	509	5.0	Gauntlett, Tom	1964-67	202	2.6				
Bullock, Reggie	2010-13	495	5.0	Elston, Darrell	1971-74	190	2.6				
Stahl, Ed	1972-75	445	5.0	Williams, Shammond	1994-98	332	2.5				
Hathaway, Bill	1956-57	75	5.0	Lebo, Jeff	1985-89	327	2.5				

minimum 50 rebounds



ASSISTS



ED COTA is the only Carolina player with 1,000 career assists. The Brooklyn native has 262 more assists than any other Tar Heel. He is one of only four players in NCAA history with 1,000 assists.

Player (61-130)	Years	A	Player (131-176)	Years	A
Carter, Vince	1995-98	197	Budko, Pete	1977-81	61
Wuycik, Dennis	1969-72	193	Doughton, Ged	1975-79	60
Williams, Jawad	2001-05	192	Johnson, Will	1999-03	60
Chamberlain, Bill	1969-72	190	Graves, Will	2007-10	59
Chilcutt, Pete	1987-91	188	Newby, Terrence	1996-00	58
Jordan, Michael	1981-84	181	Wallace, Rasheed	1993-95	53
Dedmon, Lee	1968-71	180	Buckley, Bruce	1973-77	51
Davis, Hubert	1988-92	179	Cherry, Scott	1989-93	51
Stahl, Ed	1972-75	175	Nance, Pete	2022-23	50
Wood, Al	1977-81	171	Virgil, John	1976-80	50
Yonakor, Rich	1976-80	171	Watts, Justin	2008-12	49
Bullock, Reggie	2010-13	169	Zwikker, Serge	1993-97	46
Bacot, Armando	2019-	166	Davis, Ed	2008-10	44
Brooks, Garrison	2017-21	166	Holmes, Jonathan	1999-03	42
Peterson, Buzz	1981-85	164	Sharpe, Day'Ron	2020-21	42
Curry, Ronald	1998-01	162	White, Stilman	2011-12, 14-17	42
Stackhouse, Jerry	1993-95	162	Bell, Mickey	1972-75	41
Kupchak, Mitch	1972-76	160	Chambers, Bill	1972-76	41
Perkins, Sam	1980-84	160	Salvadori, Kevin	1990-94	40
Reid, J.R.	1986-89	159	Hanners, Dave	1973-76	38
Robinson, Brandon	2016-20	156	Sanders, Byron	2002-06	38
Hunter, Curtis	1982-87	155	Wright, Brandan	2006-07	37
Hansbrough, Tyler	2005-09	154	Davis, Luke	2012-15	36
Colescott, Dave	1976-80	150	Chadwick, Dave	1968-71	35
Johnston, Donn	1970-73	149	Exum, Cecil	1980-84	35
Johnson, Cameron	2017-19	146	Felton, Jalek	2017-18	35
White, Coby	2018-19	143	Ndiaye, Makhtar	1996-98	35
Meeks, Kennedy	2013-17	142	Crompton, Geff	1973-78	32
Woods, Seventh	2016-19	141	Harris, Anthony	2019-22	32
Boone, Adam	2000-02	133	Bersticker, Brian	1997-02	31
Johnson, Brice	2012-16	133	Pierce, Justin	2019-20	29
Harrison, Ray	1972-74	132	Brooker, Michael	1997-01	28
Bradley, Dudley	1975-79	129	Peppers, Julius	1999-01	28
O'Donnell, John	1971-74	124	Corson, Craig	1969-72	27
Williams, Scott	1986-90	124	Francis, Jeremiah	2019-20	26
Smith, Ranzino	1984-88	123	Williams, Marvin	2004-05	26
Sullivan, Pat	1990-95	120	Harris, Kenny	1989-91	24
Haywood, Brendan	1997-01	118	Little, Nassir	2018-19	24
Terry, Reyshawn	2003-07	116	Bradley, Tony	2016-17	23
McDonald, Leslie	2009-14	115	Smith, K.J.	2018-21	23
Miller, Wes	2004-07	115	Johnson, Puff	2020-23	22
Thompson, Deon	2006-10	114	Trimble, Seth	2022-	21
May, Sean	2002-05	113	Brust, Chris	1978-82	21
McAdoo, James M	2011-14	111	Keeling, Christian	2019-20	21
Morrison, Brian	2000-02	110	Wenstrom, Matt	1989-93	21
Henson, John	2009-12	108	Campbell, Marc	2007-10	20
Hicks, Isaiah	2013-17	100			
Popson, Dave	1983-87	100			
Barnes, Harrison	2010-12	96			
Zaliagiris, Tom	1974-78	95			
Platek, Andrew	2017-21	94			
Jamison, Antawn	1995-98	93			
Wolf, Jeff	1976-80	91			
Anthony, Cole	2019-20	88			
Montross, Eric	1990-94	86			
Owens, Max	1997-01	86			
LaGarde, Tommy	1973-77	82			
Huband, Kim	1969-72	81			
Martin, Warren	1981-86	78			
Denny, Jeff	1986-90	76			
Hairston, P.J.	2011-13	74			
Lang, Kris	1998-02	74			
Hite, Ray	1971-74	73			
McAdoo, Robert	1971-72	72			
Manek, Brady	2021-22	70			
Zeller, Tyler	2008-12	69			
Pepper, Mike	1977-81	68			
Gipple, Dale	1968-71	67			
Walton, Kerwin	2020-22	66			
Landry, Pearce	1992-95	65			

minimum 20 assists

Player (1-30)	Years	A	Player (31-60)	Years	A
Cota, Ed	1996-00	1030	Jackson, Justin	2014-17	314
Smith, Kenny	1983-87	768	Scott, Charlie	1967-70	310
Ford, Phil	1974-78	753	Davis, RJ	2020-	304
Felton, Raymond	2002-05	697	Rödl, Henrik	1989-93	303
Phelps, Derrick	1990-94	637	Britt, Nate	2013-17	299
Rice, King	1987-91	629	Tokoto, J.P.	2012-15	292
Lawson, Ty	2006-09	608	Previs, Steve	1969-72	286
Paige, Marcus	2012-16	602	Jones, Bobby	1971-74	285
Marshall, Kendall	2010-12	581	Thomas, Quentin	2004-07	285
Lebo, Jeff	1985-89	580	Williams, Kenny	2015-19	276
Black, Jimmy	1978-82	525	Ginyard, Marcus	2005-10	275
Hale, Steve	1982-86	503	Reese, Brian	1990-94	266
Berry II, Joel	2014-18	451	Frasor, Bobby	2005-09	261
Doherty, Matt	1980-84	448	Elston, Darrell	1971-74	259
McInnis, Jeff	1993-96	435	Ellington, Wayne	2006-09	258
Pinson, Theo	2014-18	416	Green, Danny	2005-09	256
Davis, Walter	1973-77	409	Noel, David	2002-06	247
Williams, Shammond	1994-98	399	Wolf, Joe	1983-87	243
Karl, George	1970-73	394	Lynch, George	1989-93	233
Bucknall, Steve	1985-89	382	Manuel, Jackie	2001-05	229
Drew II, Larry	2008-11	378	Braddock, Jimmy	1979-83	228
Kuester, John	1973-77	370	Maye, Luke	2015-19	220
O'Koren, Mike	1976-80	348	Madden, Kevin	1985-90	217
Strickland, Dexter	2009-13	342	Daugherty, Brad	1982-86	214
Love, Caleb	2020-23	337	Forte, Joseph	1999-01	210
Calabria, Dante	1992-96	336	Scott, Melvin	2001-05	210
Black, Leaky	2018-23	334	Worthy, James	1979-82	208
Capel, Jason	1998-02	329	Hoffman, Brad	1972-75	205
Okulaja, Ademola	1995-99	327	McCants, Rashad	2002-05	204
Fox, Rick	1987-91	323	Williams, Donald	1991-95	202



CAREER HIGHS – POINTS



Player	Points	Player	Points	Player	Points	Player	Points	Player	Points
Bobby Lewis	49	Tom Gauntlett	28	Brad Hoffman	21	Sis Perry	16	Seth Trimble	11
Billy Cunningham	48	James Michael McAdoo	27	Yogi Poteet	21	Buzz Tennent	16	Joel James	11
Lennie Rosenbluth	47	Kris Lang	27	Joe Quigg	21	George Carrington	16	Orlando Melendez	11
George Glamack	45	Ranzino Smith	27	Dick Patterson	21	Jalek Felton	15	Pearce Landry	11
Charlie Scott	43	Joe Wolf	27	Bob Paxton	21	Donn Johnston	15	Kenny Harris	11
Shammond Williams	42	Lee Dedmon	27	Bones McKinney	21	Albert Long	15	Cecil Exum	11
Kenny Smith	41	Larry Brown	27	Bernie Mock	21	Bill White	15	Chris Brust	11
Harrison Barnes	40	Al Lifson	27	Wilmer Hines	21	Benton Bennett	15	Pete Budko	11
Tyler Hansbrough	40	Dawson Garcia	26	Billy Carmichael	21	Norman Kohler	15	Geff Crompton	11
Brice Johnson	39	Danny Green	26	Walker Kessler	20	Norm Kohler	15	Dale Gipple	11
Michael Jordan	39	Ty Lawson	26	Kenny Williams	20	Manny Alvarez	15	Ralph Fletcher	11
Al Wood	39	David Noel	26	Melvin Scott	20	Sandy Dameron	15	Dieter Krause	11
Dennis Wuycik	39	Vince Carter	26	Marvin Williams	20	Artie Marpet	15	Ernie Schwarz	11
Joseph Forte	38	Dante Calabria	26	John O'Donnell	20	Jenks Hutchinson	15	Hal Ferraro	11
Larry Miller	38	George Lynch	26	Jim Hamilton	20	Puny Harper	15	Bill Allen	11
York Larese	37	Rick Fox	26	Winton Green	20	D'Marco Dunn	14	Bob Altemose	11
Wayne Ellington	36	Ed Stahl	26	George Tandy	20	Anthony Harris	14	John Dewell	11
Antawn Jamison	36	Darrell Elston	26	Junius Smith	20	Seventh Woods	14	Lew Hayworth	11
Sam Perkins	36	Jim Hudock	26	Kerwin Walton	19	Tony Bradley	14	Dave Bowman	11
Mitch Kupchak	36	Jerry Vayda	26	Dexter Strickland	19	Will Johnson	14	Foy Grubb	11
Garrison Brooks	35	John Dillon	26	Buzz Peterson	19	Ronald Curry	14	Carr Purser	11
Marcus Paige	35	Day/Ron Sharpe	25	Bob Cunningham	19	Henrik Rödl	14	Monk McDonald	11
Hubert Davis	35	Theo Pinson	25	Ben Dilworth	19	Curtis Hunter	14	Quentin Thomas	10
Caleb Love	34	Kennedy Meeks	25	Andy Bershak	19	Mike Pepper	14	Byron Sanders	10
Cole Anthony	34	Will Graves	25	Virgil Weathers	19	Ged Doughton	14	Michael Brooker	10
Coby White	34	Reyshawn Terry	25	Bill Vanstory	19	Bill Chambers	14	Mickey Bell	10
Justin Jackson	34	Jeff McLinnis	25	Artie Newcombe	19	Jim Delany	14	Bill Chambers	10
Phil Ford	34	Brian Reese	25	Leaky Black	18	Eddie Fogler	14	Don Eggleston	10
Bill Chamberlain	34	Pete Chilcutt	25	Christian Keeling	18	Mark Mirken	14	Lou Brown	10
Luke Maye	33	Dick Grubar	25	Justin Pierce	18	Jim Donohue	14	Ken Rosemond	10
Rasheed Wallace	33	Skippy Winstead	25	Larry Drew	18	Bob Phillips	14	Gerry McCabe	10
Brad Daugherty	33	Nemo Nearman	25	Wes Miller	18	Dan Nyimicz	14	Jack Fitch	10
Cameron Johnson	32	Cartwright Carmichael	25	Pat Sullivan	18	Roger Scholbe	14	Ellis Freedman	10
Tyler Zeller	32	Leslie McDonald	24	Warren Martin	18	Buster Stevenson	14	George McCachren	10
Sean May	32	Reggie Bullock	24	Rich Yonakor	18	Clive Thompson	14	Bob Gersten	10
Charlie Shaffer	32	Brandon Wright	24	Dudley Bradley	18	Soc Creticos	14	Reid Suggs	10
Doug Moe	32	Serge Zwikker	24	Tom Zaliagiris	18	Jimmy Howard	14	Dick Worley	10
Pete Brennan	32	Tommy LaGarde	24	Kim Huband	18	Paul Severin	14	Dave Meroney	10
Tom Kearns	32	Ian Morrison	24	Bob Bennett	18	Paul Kaveny	14	Ramsey Potts	10
Jim Jordan	32	Ray Respass	24	Bob Young	18	Jim McCachren	14	Billy Brown	10
Joel Berry III	31	Mike Cooke	24	Charlie Thorne	18	Johnny Green	14	Red Price	10
Rashad McCants	31	Dick Kepley	24	Mervin Cole	18	Henry Satterfield	14	Jesse Erwin	10
Kevin Madden	31	Harvey Salz	24	Taylor Thorne	18	Bill Dodderer	14	Ezra Andrews	10
Scott Williams	31	Bud Maddie	24	Boyce Box	18	Bob Sides	14		
J.R. Reid	31	Jack Wallace	24	Don Wilson	18	Carlyle Shepard	14		
Mike O'Koren	31	Hugo Kappler	24	Rufus Hackney	18	Robert Griffith	14		
Walter Davis	31	Fritz Nagy	24	Bailey Liipfert	18	Moulton Massey	14		
George Karl	31	Bob Rose	24	Mac McDuffie	18	Jalen Washington	13		
Robert McAdoo	31	Howard Hanby	24	John Johnson	18	Justin Watts	13		
R.J. Davis	30	Peter Lynch	24	Carey Dowd	18	Justin Knox	13		
Steve Bucknall	30	Elliot Grandin	24	Marvin Ritch	18	Travis Wear	13		
Dave Chadwick	30	Nassir Little	23	Nate Britt	17	Vasco Evtimov	13		
Bill Bunting	30	Deon Thompson	23	Marcus Ginyard	17	Larry Davis	13		
Tony Radovich	30	Max Owens	23	Bobby Frasor	17	Jeff Denny	13		
Vince Grimaldi	30	Ed Cota	23	John Yokley	17	Bruce Buckley	13		
Brandon Robinson	29	Ademola Okulaja	23	Dick Hartley	17	Billy Galantai	13		
P.J. Hairston	29	Dave Popson	23	Jim White	17	Bill Miller	13		
Raymond Felton	29	Howard Deasy	23	Don Anderson	17	George Paine	13		
Jerry Stackhouse	29	John Tsantes	23	Ira Norfolk	17	Hank Pessar	13		
Jeff Lebo	29	Dave Neiman	23	Pete Mullis	17	Bill McCachren	13		
Bobby Jones	29	Isaiah Hicks	22	Stuart Aitken	17	Earl Ruth	13		
Armando Bacot	29	J.P. Tokoto	22	Mel Nelson	17	Jason Glace	13		
Lee Shaffer	29	Kendall Marshall	22	Sam McDonald	17	Latch Webster	13		
Coy Carson	29	Ed Davis	22	Tyler Nickel	16	Tom Alexander	13		
Meb Long	29	Derrick Phelps	22	Puff Johnson	16	Rennie Cuthbertson	13		
Pete Nance	28	King Rice	22	Sterling Manley	16	Andrew Platek	12		
Brady Manek	28	Clifford Rozier	22	Jackie Manuel	16	Jeremiah Francis	12		
John Henson	28	John Kuester	22	Brian Bersticker	16	David Wear	12		
Jawad Williams	28	Steve Previs	22	Makhtar Ndiaye	16	Alex Stepheson	12		
Adam Boone	28	Bryan McSweeney	22	Kevin Salvadori	16	Jeff Wolf	12		
Jason Capel	28	Don Walsh	22	John Virgil	16	Jippy Carter	12		
Brendan Haywood	28	Ray Stanley	22	Ray Harrison	16	Dan Marks	12		
Donald Williams	28	Jack Cobb	22	Joe Brown	16	Joe Nelson	12		
Eric Montross	28	Brian Morrison	21	Paul Likins	16	J. Paul Edwards	12		
Steve Hale	28	Julius Peppers	21	Rip Ryan	16	George Cathey	12		
Matt Doherty	28	Matt Wenstrom	21	Julian Smith	16	Jimmy Poole	12		
James Worthy	28	Jim Braddock	21	Billy Devin	16	Yank Tandy	12		
Donald Washington	28	Jimmy Black	21	Bunn Hackney	16	Ben Edwards	12		
Rusty Clark	28	Dave Colecott	21	John Purser	16	Les Branson	12		

Career High Notes
 Jason Capel and Theo Pinson are the only Tar Heels with career highs of at least 25 points, 15 rebounds and 10 assists

Walter Davis and Steve Bucknall are the only Tar Heels with career highs of at least 30 points, 10 rebounds and 10 assists

Al Wood, Scott Williams, Jerry Stackhouse and Danny Green are the only Tar Heels with career highs of at least 20 points, 10 rebounds, 5 assists, 5 blocks and 5 steals

includes every Tar Heel who scored 10 or more points at least one time



ANNUAL STATISTICS



1910-11 – Overall: 7-4

Player	G	GS	FG	FT	PTS	AVE
Marvin Ritch	9	9	29	23	81	9.0
Junius Smith	9	9	39	0	78	8.7
George Carrington	4	2	7	0	14	3.5
Bill Tillett	9	9	15	0	30	3.3
John Hanes	9	9	12	0	24	2.7
Ferdinand Duls	3	2	4	0	8	2.7
Cyrus Long	5	5	3	0	6	1.2
Roy McKnight	0	0	0	0	0	0.0
Bill Wakeley	0	0	0	0	0	0.0
UNC	9	8	109	23	241	26.8

The statistics include the final nine games of the season.

1911-12 – Overall: 4-5

Player	G	GS	FG	FT	PTS	AVE
Junius Smith	6	5	26	27	79	13.2
George Carrington	5	5	9	4	22	4.4
Bill Tillett	6	5	9	0	18	3.0
Roy Erwin	6	5	7	0	14	2.3
Roy McKnight	3	2	5	0	10	3.3
Lenoir Chambers	5	5	4	0	8	1.6
Cyrus Long	5	1	4	0	8	1.6
John Hanes	1	1	2	0	4	4.0
Bill Wakely	1	0	0	0	0	0.0
Lewis Stein	1	0	0	0	0	0.0
Spencer	1	0	0	0	0	0.0
Jones	1	0	0	0	0	0.0
UNC	6	6	66	31	163	27.2

1911-12 statistics available for six of the nine games played.

1912-13 – Overall: 4-5

Player	G	GS	FG	FT	PTS	AVE
Meb Long	11	11	34	42	110	10.0
George Carrington	11	11	32	3	67	6.1
Bill Tillett	11	11	21	5	47	4.3
Lenoir Chambers	11	11	13	0	26	2.4
Herman Redmon	10	9	7	0	14	1.4
Roy Homewood	7	2	2	0	4	0.6
Lucius Ranson	5	0	0	0	0	0.0
John Parker	1	0	0	0	0	0.0
UNC	11	11	109	50	268	24.4
Opponents	11	11	95	41	231	21.0

1913-14 – Overall: 10-8

Player	G	GS	FG	FT	PTS	AVE
Meb Long	17	17	73	70	216	12.7
Carey Dowd	17	17	83	0	166	9.8
George Tandy	6	5	16	41	73	6.8
Roy Homewood	2	1	5	0	10	5.0
Robert Goodson	2	0	5	0	10	5.0
Cy Long	2	2	4	0	8	4.0
John Johnson	13	13	22	0	44	3.4
Ben Edwards	6	3	9	0	18	3.0
James Pou	1	0	1	0	2	2.0
Lenoir Chambers	4	4	3	0	6	1.5
Raby Tennent	18	18	9	0	18	1.0
Preston Andrews	5	2	2	0	4	0.8
Rusty Davis	8	7	1	0	2	0.3
Charles Fleming	2	1	0	0	0	0.0
UNC	18	18	233	111	577	32.1
Opponents	18	18			555	30.8

1914-15 – Overall: 6-10

Player	G	GS	FG	FT	PTS	AVE
Meb Long	16	16	57	63	177	11.1
George Tandy	13	13	44	3	91	7.0
John Johnson	11	11	21	0	42	3.8
Preston Andrews	10	10	17	0	34	3.4
Clem Holding	5	3	8	0	16	3.2
Rusty Davis	10	8	6	0	12	1.2
Raby Tennent	15	15	4	0	8	0.5
Ed Keesler	1	1	2	0	4	4.0
Roy Homewood	3	1	1	0	2	0.7
Walter Fuller	2	2	0	0	0	0.0
George Loughran	1	1	0	0	0	0.0
UNC	16	16	160	66	386	24.1
Opponents	16	16			447	27.9



1910-11

1915-16**Overall: 12-6**

Player	G	GS	FG	FT	PTS	AVE
Meb Long	17	16	92	65	249	14.7
John Johnson	18	18	26	40	92	5.1
Yank Tandy	7	7	18	0	36	5.1
Carlyle Shepard	4	4	15	0	30	7.5
Preston Andrews	5	5	11	4	26	5.2
Raby Tennent	18	18	12	1	25	1.4
Moulton Massey	5	5	12	0	24	4.8
Rusty Davis	12	8	9	0	18	1.5
Boyce Scruggs	9	2	5	0	10	1.1
Roy Homewood	3	2	3	0	6	2.0
James Cowan	5	1	2	0	4	0.8
Clem Holding	5	1	2	0	4	0.8
Owen Fitzsimmons	5	3	1	0	2	0.4
Fred Patterson	0	0	0	0	0	0.0
UNC	18	18	209	110	526	29.2
Opponents	18	18			427	23.7

1916-17**Overall: 5-4**

Player	G	GS	FG	FT	PTS	AVE
Mac McDuffie	9	9	40	20	100	11.1
Elliot Grandin	9	8	39	21	99	11.0
Carlyle Shepard	9	9	47	0	94	10.4
Buzz Tennent	9	9	4	0	8	0.9
Raby Tennent	9	8	3	0	6	0.7
Sis Perry	3	1	2	0	4	1.3
Rennie Cuthbertson	3	1	1	0	2	1.7
Luther Hodges	0	0	0	0	0	0.0
Frank Kendrick	0	0	0	0	0	0.0
John Gwynn	0	0	0	0	0	0.0
Bryce Little	0	0	0	0	0	0.0
Peter Lynch	0	0	0	0	0	0.0
Beemer Harrell	0	0	0	0	0	0.0
UNC	9	9	136	41	313	34.8
Opponents	9	9	114	52	280	3.1

1917-18**Overall: 9-3**

Player	G	GS	FG	FT	PTS	AVE
Peter Lynch	12	12	64	29	157	13.1
Billy Carmichael	11	10	54	1	109	9.9
Bailey Liipfert	12	12	39	2	80	6.7
Buzz Tennent	12	12	32	0	64	5.3
Sis Perry	2	2	13	0	26	13.0
Rennie Cuthbertson	12	12	11	0	22	1.8
John Gwynn	4	0	2	0	4	1.0
John Morris	3	0	0	0	0	0.0
Luther Hodges	1	0	0	0	0	0.0
James Fearrington	1	0	0	0	0	0.0
Sam Ravenel	0	0	0	0	0	0.0
UNC	12	12	211	32	462	38.5
Opponents	12	12	126	45	297	24.8

1918-19**Overall: 9-7**

Player	G	GS	FG	FT	PTS	AVE
Peter Lynch	16	16	62	64	188	11.8
Billy Carmichael	14	14	81	1	163	11.6
Bailey Liipfert	14	14	35	0	70	5.0
Rennie Cuthbertson	10	10	31	1	63	6.3
Robert Griffith	13	1	15	0	30	2.3
Sanford Brown	11	7	7	0	14	1.3
John Morris	16	16	4	0	8	0.5
Luther Hodges	3	0	0	0	0	0.0
James Dowd	2	2	0	0	0	0.0
Bill Rourke	0	0	0	0	0	0.0
Holmes Sawyer	0	0	0	0	0	0.0
UNC	16	16	235	66	536	33.3
Opponents	16	16			458	28.6

1919-20**Overall: 8-9**

Player	G	GS	FG	FT	PTS	AVE
Billy Carmichael	16	15	47	78	172	10.8
Carlyle Shepard	16	16	46	0	92	5.8
Bailey Liipfert	15	11	45	0	90	6.0
Jay Douglass	12	12	27	0	54	4.6
Bill Rourke	13	10	15	0	30	2.3
John Morris	16	11	10	0	20	1.3
Jesse Erwin	8	2	6	0	12	1.5
Bob Griffith	7	2	3	0	6	0.9
Sanford Brown	2	1	1	0	2	1.0
Ches Woodall	1	0	0	0	0	0.0
Tom Kittrell	1	0	0	0	0	0.0
Beemer Harrell	1	0	0	0	0	0.0
Lewis	1	0	0	0	0	0.0
Schiffman	1	0	0	0	0	0.0
UNC	17	17	200	78	478	29.9
Opponents	17	17	198	99	495	29.1

1920-21**Overall: 12-8**


Player	G	GS	FG	FT	PTS	AVE
Cartwright Carmichael	19	18	83	120	286	15.1
Carlyle Shepard	20	19	62	0	124	6.2
Monk McDonald	19	18	36	11	83	4.4
Howard Hanby	20	18	40	0	80	4.0
Bailey Liipfert	11	8	23	0	46	4.2
Jesse Erwin	19	12	17	0	34	1.8
John Morris	9	4	4	0	8	0.9
Lloyd Williams	6	1	1	0	2	0.3
Ches Woodall	9	2	0	0	0	0.0
George Eaton	1	0	0	0	0	0.0
Bill Rourke	1	0	0	0	0	0.0
Robert Murray	1	0	0	0	0	0.0
UNC	20	20	266	131	663	33.2
Opponents	20	20	192	102	487	24.4

1921-22**Overall: 15-6, Southern Conference: 3-3 (T-7th)**

Player	G	GS	FG	FT	PTS	AVE
Cartwright Carmichael	21	20	62	142-198	266	12.7
Billy Carmichael	21	20	49	29-70	127	6.0
Winton Green	21	19	58	3-4	119	5.7
Sis Perry	20	19	53	0	106	5.3
Monk McDonald	21	20	37	0	74	3.5
Carl Mahler	11	2	6	0	12	1.1
John Purser	6	1	4	0	8	1.3
T.B. Wright	1	0	2	0	4	4.0
Henry Lineberger	3	2	1	0	2	0.7
John Ambler	2	0	1	0	2	1.0
Abe Neiman	2	0	1	0	2	1.0
Tom Graham	5	1	0	0	0	0.0
Lloyd Williams	3	1	0	0	0	0.0
Sanford Brown	1	0	0	0	0	0.0
UNC	21	21	274	174-272	722	34.4
Opponents	21	21	224	150	598	28.5

1922-23**Overall: 15-1, Southern Conference: 5-0 (T-1st)**

Name	G	GS	FG	FT	PTS	AVE
Cartwright Carmichael	16	16	49	135	233	14.6
Winton Green	16	16	69	0	138	8.6
Sam McDonald	16	16	36	0	72	4.5
Carl Mahler	16	15	30	0	60	3.8
Monk McDonald	16	15	30	0	60	3.8
Jimmy Poole	7	0	3	0	6	0.9
John Purser	7	0	2	0	4	0.6
Tom Graham	6	1	1	0	2	0.3
Henry Lineberger	2	0	0	0	0	0.0
Abe Neiman	1	1	0	0	0	0.0
Dan Penton	1	0	0	0	0	0.0
Roberson	1	0	0	0	0	0.0
UNC	16	16	220	135	575	35.9
Opponents	16	16	140	83	353	22.1

**1923-24 HELMS NATIONAL CHAMPIONS**

1923-24**Overall: 26-0, Southern Conference: 7-0, T-1st), Helms Trophy National Champions**

Player	G	GS	FG	FT	PTS	AVE
Jack Cobb	26	26	134	85	353	13.6
Cartwright Carmichael	26	26	92	50	234	9.0
Monk McDonald	23	23	46	33	125	5.4
Winton Green	13	12	42	11	95	7.3
Billy Devin	21	16	27	12	66	3.1
Bill Dodderer	25	25	25	8	58	2.3
Troy Johnson	12	1	8	2	18	1.5
Jimmy Poole	8	0	4	1	9	1.1
Don Koonce	6	0	1	0	2	0.3
Henry Lineberger	10	0	0	0	0	0.0
Johnny Purser	1	0	0	0	0	0.0
Sam McDonald	1	1	0	0	0	0.0
Dan Penton	1	0	0	0	0	0.0
UNC	26	26	379	202	960	36.9
Opponents	26	26	188	144	520	20.0

1924-25**Overall: 20-5, Southern Conference: 8-0 (1st)**

Player	G	GS	PTS	AVE
Jack Cobb	22	22	200	9.1
John Purser	25	25	197	7.9
Sam McDonald	25	25	174	7.0
Bill Dodderer	25	25	78	3.1
Billy Devin	25	25	77	3.1
Jimmy Poole	18	3	51	2.8
Bunn Hackney	12	0	10	0.8
Bob Sides	4	0	4	1.0
Red Barber	5	0	2	0.4
Billy Harvell	2	0	2	1.0
Lawrence Watt	1	0	0	0.0
Harry Howell	1	0	0	0.0
Don Koonce	1	0	0	0.0
UNC	25	25	795	31.8
Opponents	25	25	505	20.2

1925-26**Overall: 20-5, Southern Conference: (7-0, T-1st)**

Player	G	GS	PTS	AVE
Jack Cobb	25	22	295	11.8
Bunn Hackney	25	18	171	6.8
Artie Newcombe	21	13	120	5.7
Bill Dodderer	24	19	81	3.4
Billy Devin	21	18	75	3.6
Bob Sides	13	7	58	4.5
Billy Vanstory	20	5	51	2.6
Abe Neiman	17	10	40	2.4
Red Barber	12	7	23	1.9
Worth Morris	16	6	17	1.1
Bill Holden	4	0	2	0.5
Aubrey Perkins	3	0	2	0.7
Billy Harvell	2	0	2	1.0
Emmett Underwood	1	0	0	0.0
Ikie Calhoun	1	0	0	0.0
Glenn Wilson	1	0	0	0.0
Robert Davis	1	0	0	0.0
Carr Purser	1	0	0	0.0
Bill DeLancy	1	0	0	0.0
Bill Ragan	1	0	0	0.0
UNC	25	25	937	37.5
Opponents	25	25	591	23.6

1926-27**Overall: 17-7, Southern Conference: (7-3, 8th)**

Name	G	GS	PTS	AVE
Bill Vanstory	24	22	193	8.0
Rufus Hackney	24	23	140	5.8
Bunn Hackney	24	22	137	5.7
Red Price	23	13	76	3.3
Carr Purser	19	9	69	3.6
George Cathey	13	8	60	4.6
Worth Morris	23	20	47	2.0
Bob Sides	12	0	27	2.3
Henry Satterfield	11	0	15	1.4
Aubrey Perkins	6	0	12	2.0
Robert Baggett	11	3	11	1.0
Bill Sharpe	2	0	1	0.5
Emanuel Evans	3	0	0	0.0
Ikie Calhoun	1	0	0	0.0
John Watkins	1	0	0	0.0
UNC	24	24	788	32.8
Opponents	24	24	558	23.3

1927-28**Overall: 17-2, Southern Conference: 8-1, T-3rd)**

Player	G	GS	FG	FT	PTS	AVE
Rufus Hackney	19	18	60	28	148	7.8
Henry Satterfield	19	10	54	11	119	6.3
Bill Vanstory	15	12	38	9	85	5.7
Carr Purser	18	15	37	11	85	4.7
Bill Dodderer	16	13	30	17	77	4.8
Worth Morris	19	19	25	6	56	2.9
Red Price	9	5	17	4	38	4.2
George Cathey	12	3	11	7	29	2.4
Puny Harper	6	0	4	0	8	1.3
Winslow Smith	4	0	1	0	2	0.5
Aubrey Perkins	5	0	1	0	2	0.4
Julian Fenner	4	0	0	0	0	0.0
Billy Brown	3	0	0	0	0	0.0
Robert Davis	2	0	0	0	0	0.0
George Race	2	0	0	0	0	0.0
Robert Hayes	1	0	0	0	0	0.0
John Wiley	1	0	0	0	0	0.0
Ransom Gurganus	1	0	0	0	0	0.0
Bill Turner	1	0	0	0	0	0.0
UNC	19	19	278	93	649	34.2
Opponents	19	19	166	73	407	21.4

1928-29**Overall: 17-8, Southern Conference: 12-2 (2nd)**

Player	G	GS	FG	FT	PTS	AVE
Henry Satterfield	25	20	85	13	183	7.3
Rufus Hackney	25	25	73	22	168	6.7
Billy Brown	20	20	53	12	118	5.9
Artie Marpet	23	19	37	14	88	6.3
George Cathey	21	15	35	11	81	3.9
Puny Harper	19	17	23	8	54	2.8
Red Price	19	6	22	8	52	2.7
Page Choate	7	2	1	3	5	0.7
Winslow Smith	9	1	2	0	4	0.4
Sandy Dameron	6	0	1	1	3	0.5
David Craig	1	0	1	1	3	3.0
Dave Neiman	6	0	1	0	2	0.3
Tom Cleland	1	0	0	0	0	0.0
Dick Prevatte	1	0	0	0	0	0.0
Stuart Farleigh	1	0	0	0	0	0.0
UNC	25	25	333	95	761	30.4
Opponents	25	25	256	135	646	25.8

1929-30**Overall: 14-11, Southern Conference: 4-7 (16th)**

Player	G	GS	FG	FT	PTS	AVE
Artie Marpet	25	25	61	28	150	6.0
Dave Neiman	21	13	57	26	140	6.7
Sandy Dameron	25	19	38	14	90	3.6
Billy Brown	23	15	26	10	62	2.7
Johnny Green	15	10	25	9	59	3.9
Puny Harper	18	17	25	9	59	3.3
Tom Alexander	19	6	19	13	51	2.7
Jenks Hutchinson	12	3	21	4	46	3.8
Paul Edwards	17	2	14	7	35	2.1
Tom Cleland	15	6	14	5	33	2.2
John Slater	7	5	15	2	32	4.6
Bill Choate	12	4	10	4	24	2.0
Phil Sher	4	0	5	1	11	2.8
Ed Longest	4	0	0	2	2	0.5
Stuart Farleigh	3	0	1	0	2	0.7
George Race	1	0	1	0	2	2.0
Walter Crouch	3	0	0	1	1	0.3
Lofton Brooker	1	0	0	0	0	0.0
Garrison Reid	1	0	0	0	0	0.0
Jim Moore	1	0	0	0	0	0.0
UNC	25	25	332	135	799	32.0
Opponents	25	25	250	144	641	25.6

1930-31**Overall: 15-9, Southern Conference: 6-6 (T-9th)**

Player	G	GS	FG	FT	PTS	AVE
Sandy Dameron	21	21	56	42	154	7.3
Artie Marpet	24	24	55	33	143	6.0
Tom Alexander	23	21	45	17	107	4.7
J. Paul Edwards	23	17	35	13	83	3.6
Wilmer Hines	21	16	35	10	80	3.8
Jimmy Moore	24	15	32	13	77	3.2
Winslow Smith	16	1	8	2	18	1.1
Tom Cleland	13	2	6	1	13	1.0
Page Choate	17	1	5	1	11	0.6
Bill Markham	10	0	3	1	7	0.7
Earle Beale	10	0	2	2	6	0.6
Sid Hirsch	2	0	1	0	2	1.0
Harry Hendlin	2	0	1	0	2	1.0
Clyde Leonard	2	0	1	0	2	1.0
David Henry	8	1	0	0	0	0.0
Bloomfield Kendall	3	0	0	0	0	0.0
John Slater	3	0	0	0	0	0.0
Milton Barber	2	0	0	0	0	0.0
Henry Connor	2	0	0	0	0	0.0
Lofton Brooker	3	0	0	0	0	0.0
Joe Lineberger	1	0	0	0	0	0.0
Raymond Cohen	1	0	0	0	0	0.0
John Walters	1	0	0	0	0	0.0
UNC Totals	21	21	285	135	705	33.6
Opp. Totals	21	21	186	146	519	24.7

1931-32**Overall: 16-5, Southern Conference: 6-3 (T-5th)**

Player	G	GS	FG	FT	PTS	AVE
Wilmer Hines	20	19	79	18	176	8.8
Virgil Weathers	20	19	73	21	167	8.4
J. Paul Edwards	20	19	44	23	111	5.6
Tom Alexander	19	19	41	28	110	5.8
Dave McCachren	18	18	17	7	41	2.3
George Brandt	12	1	6	2	14	1.2
Bill Markham	10	1	3	3	9	0.9
Stuart Chandler	9	1	3	1	7	0.7
Milton Barber	2	0	3	1	7	3.5
David Henry	10	1	2	2	6	0.6
Dan Jones	8	2	2	0	4	0.5
Bill Myers	3	0	0	0	0	0.0
Noah Collett	2	0	0	0	0	0.0
John Phipps	2	0	0	0	0	0.0
Joe Lineberger	2	0	0	0	0	0.0
Lofton Brooker	1	0	0	0	0	0.0
Cecil Longest	1	0	0	0	0	0.0
Henry Connor	0	0	0	0	0	0.0
Ike Minor	0	0	0	0	0	0.0
Brodie Nalle	0	0	0	0	0	0.0
Bucky Harris	0	0	0	0	0	0.0
UNC	21	20	273	106	677	32.2
Opponents	21	20	194	112	514	24.5

1932-33**Overall: 12-5, Southern Conference: 5-3 (T-5th)**

Player	G	GS	FG	FT	PTS	AVE
Wilmer Hines	17	17	71	30	172	10.1
Virgil Weathers	17	17	61	20	142	8.4
Stuart Aiken	17	17	36	13	85	5.0
George Brandt	17	13	31	13	75	4.4
Dave McCachren	17	16	16	19	51	3.0
Jason Glace	10	4	13	19	45	4.5
Earle Beale	12	1	9	7	25	2.1
Morrie Long	12	0	10	2	22	1.8
David Henry	13	0	5	2	12	0.9
Bill Markham	5	0	4	0	8	1.6
Stuart Chandler	9	0	2	2	6	0.7
Buck Harris	2	0	2	0	4	2.0
Brodie Nalle	3	0	1	0	2	0.7
Eugene Zaiser	3	0	0	2	2	0.7
Ike Minor	3	0	0	0	0	0.0
UNC	17	17	261	129	651	38.3
Opponents	17	17	178	138	494	29.1

1933-34

Overall: 18-4, Southern Conference: 12-2 (T-2nd)

Player	G	GS	FG	FT	PTS	AVE
Virgil Weathers	22	21	66	40-63	172	7.8
Stuart Aitken	19	17	62	11-27	135	7.1
Jason Glace	21	19	37	36-66	110	5.2
Jim McCachren	22	21	38	24-44	100	4.5
Dave McCachren	22	21	30	21-33	81	3.7
Morrie Long	18	5	24	10-26	58	3.2
Melvin Nelson	14	1	12	3-8	27	1.9
Earle Beale	18	1	10	6-14	26	1.4
Ben Blood	18	1	5	1-6	11	0.6
Bucky Harris	10	1	2	1-1	5	0.5
Paul Kaveny	9	0	2	0	4	0.4
Bill Moore	1	0	0	1-1	1	1.0
George Brandt	2	0	0	0	0	0.0
UNC	22	22	288	156-289	730	33.2
Opponents	22	22	195	138	528	24.0

1934-35

Overall: 23-2, Southern Conference: 12-1 (1st)

Player	G	GS	FG	FT	PTS	AVE
Mel Nelson	25	25	85	70	240	9.6
Stuart Aitken	25	25	69	28	166	6.6
Jason Glace	23	21	40	49	129	5.6
Jim McCachren	25	25	41	26	108	4.3
Paul Kaveny	21	5	34	5	73	3.5
Bucky Harris	24	20	21	13	55	3.7
Latch Webster	17	4	9	12	30	1.8
Ben Blood	15	0	8	3	19	1.3
Ike Minor	10	0	2	4	8	0.8
Frank Ramsey	6	0	0	0	0	0.0
Billy Harrison	4	0	0	0	0	0.0
Randy Cooner	1	0	0	0	0	0.0
Jim Hutchins	1	0	0	0	0	0.0
UNC	25	25	309	210	828	33.1
Opponents	25	25	236	134	606	24.2

1935-36


Overall: 21-4, Southern Conference: 13-3 (2nd)

Player	G	GS	FG	FT	PTS	AVE
Andy Bershak	25	24	64	41	169	6.8
Mel Nelson	22	19	58	21	137	6.2
Jim McCachren	25	25	59	15	133	4.3
Pete Mullis	25	8	49	28	126	5.0
Paul Kaveny	25	12	55	15	125	5.0
Earl Ruth	24	15	42	16	100	4.2
Latch Webster	25	13	17	20	54	2.2
Ramsey Potts	17	9	12	13	37	2.2
Foy Grubb	12	0	3	0	6	0.5
Henry Wright	5	0	0	0	0	0.0
John Rainey	4	0	0	0	0	0.0
Dave Meroney	0	0	0	0	0	0.0
Abe Bloom	0	0	0	0	0	0.0
Bill Frank	0	0	0	0	0	0.0
Tom Craver	0	0	0	0	0	0.0
Oscar Petrea	0	0	0	0	0	0.0
UNC	25	25	359	169	887	34.0
Opponents	25	25	276	168	720	28.8

1936-37

Overall: 18-5, Southern Conference: 14-3 (2nd)

Name	G	GS	FG	FT	Pts.	Avg.
Pete Mullis	23	21	79	33	191	8.3
Earl Ruth	20	18	60	17	137	6.9
Andy Bershak	21	20	50	31	131	6.2
Ramsey Potts	23	23	40	30	110	4.8
Bill McCachren	23	9	46	11	103	4.5
Dave Meroney	23	22	35	18	88	3.8
Hank Wright	15	1	17	5	39	2.2
Pete Boone	17	1	12	7	31	1.8
Foy Grubb	16	0	9	4	22	1.4
Crowell Little	13	0	4	3	11	0.8
Chester Stoopack	3	0	0	1	1	0.3
UNC	23	23	352	147	864	37.6
Opponents	23	23	260	151	671	29.2




1935-36 SOUTHERN CONFERENCE TOURNAMENT CHAMPIONS

1937-38

Overall: 16-5, Southern Conference: 13-3 (1st)

Player	G	GS	FG	FT	PTS	AVE
Earl Ruth	21	21	61	29	151	7.2
Andy Bershak	19	17	57	29	143	7.5
Pete Mullis	21	21	50	35	135	6.4
Ben Dilworth	21	21	54	25	133	6.3
Foy Grubb	21	21	43	25	111	5.3
Pete Boone	20	0	16	19	51	2.6
Dick Worley	21	0	11	26	48	2.3
George Stirnweiss	8	4	6	2	14	1.8
Dave Bowman	5	0	4	0	8	1.6
Chester Stoopack	13	0	3	1	7	0.5
Frank Cuneo	6	0	3	1	7	1.2
Foy Roberson	7	0	2	2	6	0.9
Al Mathes	4	0	3	0	6	1.5
Watts Carr	3	0	2	0	4	1.3
Tony Cernugel	2	0	1	2	4	2.0
Albert Carr	2	0	0	0	0	0.0
UNC	21	21	309	210	828	39.4
Opponents	21	21	243	184	670	31.9



1940 & 1941 NATIONAL PLAYER OF THE YEAR GEORGE GLAMACK

1938-39

Overall: 10-11, Southern Conference: 8-7 (7th)

Player	G	GS	FG	FT	FT%	PTS	AVE
George Glamack	17	12	58	39-62	.629	155	9.1
Ben Dilworth	21	17	55	26-44	.591	136	6.5
Jimmy Howard	21	20	49	27-29	.931	125	6.0
Bill McCachren	21	17	44	33-65	.508	121	5.8
Paul Severin	21	14	48	24-44	.545	120	5.7
Les Branson	21	17	28	18-27	.667	74	3.5
Dick Worley	18	7	12	10-20	.500	34	1.9
Hank Pessar	8	0	7	4-6	.667	18	2.3
Al Mathes	8	0	4	2-3	.667	10	1.3
Bill Watson	15	1	3	3-6	.500	9	0.6
Watts Carr	7	0	3	0-2	.000	6	0.9
Frank Cuneo	1	0	1	1-1	100.0	3	3.0
Dave Bowman	1	0	1	1-4	.250	3	3.0
Foy Roberson	14	0	0	1-2	.500	1	0.1
Woody Holland	2	0	0	0-0	-	0	0.0
UNC	21	21	313	189-315	60.0	815	38.8
Opponents	21	21	308	190-345	55.1	806	38.4

1939-40

Overall: 23-3, Southern Conference: 11-2 (2nd)

Player	G	GS	FG	FT	FT%	PTS	AVE
George Glamack	26	26	194	70-115	.609	458	17.6
Jimmy Howard	25	25	59	5-11	.455	123	4.9
Bob Rose	26	9	44	15-32	.469	103	4.0
Paul Severin	21	19	38	17-25	.680	93	4.4
Hank Pessar	25	4	41	10-17	.588	92	3.7
Al Mathes	24	18	36	18-32	.563	90	3.8
Ben Dilworth	21	18	26	12-21	.571	64	3.0
Bob Gersten	26	6	17	3-6	.500	37	1.4
Julian Smith	14	0	13	3-4	.750	29	2.1
Dave Bowman	16	1	10	6-10	.600	26	3.0
Chuck Harnden	15	0	9	5-13	.385	23	1.5
Foy Roberson	18	1	10	0-1	.000	20	1.1
Bill Watson	14	0	8	0-2	.000	16	1.1
Les Branson	21	0	6	3-3	1.000	15	0.7
Frank Cuneo	14	0	3	6-6	1.000	12	0.9
Gails Perry	2	0	2	1-1	1.000	5	2.5
Bill Neely	3	0	2	0-1	.000	4	1.3
Bob Kornegay	2	0	0	0-0	-	0	0.0
Tony Cernugel	1	0	0	0-0	-	0	0.0
Roy Asch	1	0	0	0-0	-	0	0.0
Austin Robbins	1	0	0	0-0	-	0	0.0
UNC	26	26	518	174-300	58.0	1210	46.5
Opponents	26	26	368	198-398	49.7	934	35.9

1940-41

Overall: 19-9, Southern Conference: 14-1 (1st), NCAA Final 8

Player	G	GS	FG	FT	FT%	PTS	AVE
George Glamack	28	28	227	124-179	.693	578	20.6
Bob Rose	24	24	71	29-55	.527	171	7.1
Jimmy Howard	27	24	67	11-12	.917	145	5.4
Hank Pessar	27	11	46	15-27	.556	107	4.0
Paul Severin	21	16	29	12-20	.600	70	3.3
Bobby Gersten	28	22	27	7-13	.538	61	2.2
Joe Nelson	13	2	20	8-15	.533	48	3.7
Julian Smith	19	9	18	1-6	.167	37	1.9
George Paine	22	0	14	6-9	.667	34	1.5
Reid Suggs	17	2	15	3-8	.375	33	1.9
Ed Shytle	15	0	6	2-5	.400	14	0.9
Ed Antolini	12	0	5	0-1	.000	10	0.8
Guy Byerly	6	0	3	3-6	.500	9	1.5
George McCachren	8	0	4	0-5	.000	8	1.0
Wray Lewis	7	0	1	2-2	100.0	4	0.6
Chuck Harnden	3	2	1	1-2	.500	3	1.0
Bill Looch	1	0	1	0-0	-	2	2.0
Roy Snyder	1	0	1	0-0	-	2	2.0
Hank Feimster	2	0	0	0-0	-	0	0.0
Bob Kornegay	2	0	0	0-0	-	0	0.0
UNC	28	28	556	224-365	.614	1336	47.7
Opponents	28	28	427	199-374	.532	1051	37.5

1941-42


Overall: 14-9, Southern Conference: 9-5 (7th)

Player	G	GS	FG	FT	FT%	Pts.	Avg.
Bob Rose	23	23	103	58-82	.707	264	11.5
Don Wilson	23	3	53	25-34	.735	131	5.7
Bob Gersten	23	23	41	26-31	.839	108	4.7
Julian Smith	23	22	48	10-17	.588	106	4.6
Reid Suggs	23	23	42	15-22	.682	99	4.3
George Paine	23	21	40	12-16	.750	92	4.0
Ed Shytle	20	0	16	10-12	.833	42	2.1
Lew Hayworth	19	0	16	9-12	.750	41	2.2
Ellis Freedman	18	0	6	3-8	.375	15	0.8
Cam Rodman	11	0	5	1-1	100.0	11	1.0
George McCachren	15	0	4	1-4	.250	9	0.6
Wray Lewis	9	0	2	1-1	100.0	5	0.6
Dan Marks	11	0	2	0-1	.000	4	0.4
Ed Antolini	2	0	0	0-0	-	0	0.0
Guy Byerly	1	0	0	0-0	-	0	0.0
P.A. Lee	1	0	0	0-0	-	0	0.0
Bud Shook	1	0	0	0-0	-	0	0.0
UNC	23	23	378	171-241	.710	927	40.3
Opponents	23	23	306	177-315	.562	789	34.3

1942-43

Overall: 12-10, Southern Conference: 8-9 (11th)

Player	G	GS	FG	FT	FT%	PTS	AVE
Fritz Nagy	19	10	68	61-84	.726	197	10.4
Dick Hartley	22	22	83	36-58	.621	202	9.2
Jim White	18	10	41	16-29	.552	98	5.4
Ellis Freedman	22	22	38	14-25	.560	90	4.1
Lew Hayworth	22	21	35	11-24	.458	81	3.7
Dan Marks	20	3	31	11-19	.579	73	3.7
Bob Altmore	20	10	12	11-19	.579	35	1.8
George McCachren	21	10	14	7-15	.467	35	1.7
Ed Lougee	17	2	13	7-15	.467	33	1.9
Jim Hayworth	16	0	5	7-11	.636	17	1.1
Cam Rodman	14	0	6	0-1	.000	12	0.9
Vic Seixas	11	0	5	1-5	.200	11	1.0
George Paine	1	0	1	1-1	100.0	3	3.0
Dick Donnan	1	0	1	1-2	.500	3	3.0
Jack Hussey	1	0	1	0-0	-	2	2.0
Larry James	5	0	0	1-1	100.0	1	0.2
Taylor Thorne	1	0	0	1-1	100.0	1	1.0
Frank Wideman	2	0	0	0-0	-	0	0.0
Billy Wood	1	0	0	0-0	-	0	0.0
UNC	22	22	354	186-310	.600	894	40.6
Opponents	22	22	329	176-319	.552	834	37.9



The 1940-41 Tar Heels were the first to play in the NCAA Tournament, playing in the East Regional in Madison, Wis., following a 14-1 record and regular-season title in Southern Conference play.



Ed Shytle (left and above, front row third from the left wearing No. 13) played in 35 games for the Tar Heels from 1940-42. The Henderson County, N.C., native graduated in 1942 and enlisted in the Marines that October. He served in the Pacific Theater as a first lieutenant with Battery F in the 2nd Battalion, 14th Marines, 4th Division. In June 1944 he made an amphibious landing on the island of Saipan, where he was one of more than 2,900 Americans killed in that battle, one of the costliest of the war. He died four days after his 24th birthday and was buried in the National Memorial Cemetery of the Pacific in Honolulu.

1943-44

Overall: 17-10, Southern Conference: 9-1 (1st)

Player	G	GS	FG	FT	FT%	PTS	AVE
Bernie Mock	27	24	104	38-57	.667	246	9.1
Boyce Box	27	17	93	15-31	.484	201	7.4
John Dewell	27	24	63	26-42	.619	152	5.6
Jack Fitch	27	25	60	31-64	.484	151	5.6
Soc. Creticos	22	8	42	13-21	.619	97	4.4
Bob Altomose	26	3	33	26-38	.684	92	3.5
Buster Stevenson	21	12	31	11-19	.579	73	3.5
Lew Hayworth	24	7	20	12-16	.750	52	2.2
Dick Donnan	27	12	17	8-17	.471	42	1.6
Don Anderson	13	0	14	7-13	.538	35	2.7
Barney Poole	15	1	9	3-6	.500	21	1.4
Jim Poole	4	0	3	0-0	.000	6	1.5
Tom Beach	5	0	2	1-2	.500	5	1.0
Larry Feldman	3	2	0	0-0	-	0	0.0
Eddie Teague	2	0	0	0-0	-	0	0.0
Frank Wideman	2	0	0	0-0	-	0	0.0
William Dowd	1	0	0	0-0	-	0	0.0
Sam Stallard	1	0	0	0-0	-	0	0.0
Tom Byrd	1	0	0	0-0	-	0	0.0
Ken Black	1	0	0	0-0	-	0	0.0
Larry James	0	0	0	0-0	-	0	0.0
Oliver Poole	0	0	0	0-0	-	0	0.0
UNC	27	27	491	191-326	.586	1173	43.4
Opponents	27	27	419	183-317	.577	1021	37.8

1944-45

Overall: 22-6, Southern Conference: 11-3 (4th)

Player	G	GS	FG	FT	FT%	PTS	AVE
Jim Jordan	26	26	117	58-79	.734	292	11.2
John Dillon	28	13	84	41-77	.532	209	7.5
Ira Norfolk	26	21	68	31-42	.738	167	6.4
Don Anderson	28	6	70	35-55	.636	175	6.3
Manny Alvarez	27	16	60	45-73	.616	165	6.1
Bob Paxton	27	12	42	39-68	.574	123	4.6
Bill Allen	28	15	35	38-62	.613	108	3.9
Clive Thompson	27	22	35	22-33	.667	92	3.4
Walter Markin	25	0	26	10-16	.625	62	2.5
Dick Garvin	25	7	19	10-24	.417	48	1.9
Bill Voris	10	0	6	3-4	.750	15	1.5
Clyde King	2	2	5	0-0	-	10	5.0
Fred Bauer	8	0	3	1-2	.500	7	0.9
Harold Spurlock	8	0	2	0-0	-	4	0.5
Lew Mandler	3	0	1	1-1	100.0	3	1.0
UNC	28	28	491	334-536	.623	1480	52.9
Opponents	28	28	373	248-476	.521	994	35.5

1945-46

Overall: 30-5, Southern Conference: 13-1 (1st), NCAA Finalist

Player	G	GS	FG	FT	FT%	PTS	AVE
John Dillon	34	34	186	100-162	.617	472	13.9
Jim Jordan	35	34	175	52-82	.634	402	11.5
Bones McKinney	19	18	74	38-64	.593	186	9.8
Bob Paxton	35	35	109	63-103	.612	281	8.0
Don Anderson	30	17	71	26-44	.591	168	5.6
Jim White	35	22	55	32-54	.593	142	4.1
Taylor Thorne	35	13	54	22-34	.647	130	3.7
Lester Hughes	26	2	18	8-18	.444	44	1.7
Roger Scholbe	20	0	15	2-6	.333	32	1.6
Vinnie DeLorenzo	15	0	13	4-7	.571	30	2.0
Jim Hayworth	20	0	4	6-12	.500	14	0.7
Hall Miles	9	0	4	1-2	.500	9	1.0
Buster Stevenson	8	0	2	4-6	.750	8	1.0
Ira Norfolk	8	0	4	0-0	-	8	1.0
John Fields	8	0	2	2-5	.250	6	0.8
Harold Spurlock	8	0	2	1-3	.330	5	0.6
Marx Nathan	4	0	0	3-3	100.0	3	0.8
Mike Fisher	8	0	0	1-2	.500	1	0.1
UNC	35	35	788	365-607	.601	1941	55.5
Opponents	35	35	528	327-591	.553	1383	39.5



1945-46 NCAA 2ND PLACE

1946-47

Overall: 19-8, Southern Conference: 10-2 (2nd)

Player	G	GS	FG	FT	FT%	PTS	AVE
Jim Hamilton	27	27	129	54-90	.600	312	11.6
Bob Paxton	27	27	94	87-120	.725	275	10.2
Jim White	27	25	85	41-61	.672	211	7.8
Norm Kohler	27	25	79	51-76	.671	209	7.7
John Dillon	26	15	69	59-101	.584	197	7.6
Nemo Nearman	20	11	40	27-54	.500	107	5.3
Dick Hartley	22	0	14	9-15	.600	37	1.7
Taylor Thorne	22	2	9	6-9	.667	24	1.1
Jim Hayworth	22	2	8	9-15	.600	25	1.1
Roger Scholbe	14	1	7	4-8	.500	18	1.3
Coy Carson	6	0	3	1-7	.143	7	1.2
Fred "Rip" Ryan	5	0	3	0-0	-	6	1.2
Vic Seixas	4	0	3	0-0	-	6	1.5
Mervin "King" Cole	4	0	0	0-0	-	0	0.0
Jack Fitch	1	0	0	0-0	-	0	0.0
Junie Bailey	1	0	0	0-0	-	0	0.0
Dan Nyimicz	2	0	0	0-1	-	0	0.0
Fred Swartzberg	2	0	0	0-0	-	0	0.0
UNC	27	27	543	348-556	.626	1434	53.1
Opponents	27	27	471	308-554	.556	1250	46.3

1947-48


Overall: 20-7; Southern Conference: 11-4 (3rd)

Player	G	GS	FG	FT	FT%	PTS	AVE
Bob Paxton	27	27	115	99-164	.604	329	12.2
Nemo Nearman	27	25	54	79-126	.627	187	6.9
John Dillon	27	2	58	66-99	.667	182	6.7
Norman Kohler	21	20	57	42-65	.646	156	7.4
Mervin "King" Cole	27	27	73	10-21	.476	156	5.8
Coy Carson	26	6	44	28-42	.667	116	4.5
Roger Scholbe	23	7	40	9-17	.529	89	3.9
Taylor Thorne	25	6	30	11-18	.611	71	2.8
Bill Miller	12	12	31	8-21	.381	70	5.8
Fred Swartzberg	24	1	16	15-25	.600	47	1.9
Dan Nyimicz	23	2	12	6-9	.667	30	1.3
Marx Nathan	9	0	2	3-3	100.0	7	0.8
Fred "Rip" Ryan	14	0	2	0-1	.000	4	0.3
Norm Mitchell	4	0	2	0-1	.000	4	1.0
Edwin Wagner	3	0	1	1-1	100.0	3	1.0
Harvey Weinstein	8	0	0	1-2	.500	1	0.1
Dick Hartley	1	0	0	0-0	-	0	0.0
UNC	27	27	537	378-615	.615	1452	53.8
Opponents	27	27	451	341-579	.590	1243	46.0

1948-49

Overall: 20-8; Southern Conference: 13-5 (3rd)


Player	G	GS	FG	FT	FT%	PTS	AVE
Coy Carson	28	28	172	85-129	.659	429	15.3
Nemo Nearman	28	28	76	112-179	.626	264	9.4
Hugo Kappler	28	27	96	48-79	.608	240	8.6
Dan Nyimicz	28	28	94	31-56	.554	219	7.8
John Tsantes	28	2	50	33-56	.589	133	4.8
Charlie Thorne	27	9	51	17-30	.567	119	4.4
Fred "Rip" Ryan	24	18	39	11-20	.550	89	3.7
Howard Deasy	26	0	25	19-44	.432	69	2.7
Benton Bennett	19	0	5	3-8	.375	13	0.7
Hal Ferraro	15	0	6	0-4	100.0	12	0.8
Norm Mitchell	4	0	5	1-2	.500	11	2.8
Bill White	18	0	2	0-2	.000	4	0.2
Simon Terrell	3	0	1	0-0	-	2	0.7
Darius Wells	7	0	0	1-2	.500	1	0.1
Terry Holmes	2	0	0	0-0	-	0	0.0
Hank Lebed	1	0	0	0-1	.000	0	0.0
Irving Turk	1	0	0	0-0	-	0	0.0
Thorne Gregory	1	0	0	0-0	-	0	0.0
UNC	28	28	622	361-612	.590	1605	57.3
Opponents	28	28	542	398-665	.598	1482	52.9



JOHN "HOOK" DILLON led the Tar Heels in scoring in 1946, when Carolina played in the NCAA championship game for the first time.

1949-50 – Overall: 17-12; Southern Conference: 13-6 (5th)

Player	G	GS	FG	FT	FT%	PTS	AVE
Nemo Nearman	29	29	130	122-214	.570	382	13.2
Hugo Kappler	23	21	82	69-109	.633	233	10.1
John Tsantes	29	27	105	48-77	.623	258	8.9
Howard Deasy	28	28	89	47-92	.511	225	8.0
Dick Patterson	28	10	69	39-46	.848	177	6.3
Bill White	27	14	39	40-81	.494	118	4.4
Benton Bennett	28	2	41	26-45	.578	108	3.9
Charles Thorne	14	10	31	17-26	.654	79	5.6
Hal Ferraro	19	4	17	13-19	.684	47	2.5
Darius Wells	19	0	5	2-6	.333	12	0.6
Simon Terrell	15	0	4	2-3	.667	10	0.5
Irving Turk	18	0	1	1-2	.500	3	0.2
Frank Redding	5	0	1	0-0	–	2	0.4
Leonard Guyes	2	0	0	0-0	–	0	0.0
Marion Godwin	1	0	0	0-0	–	0	0.0
UNC	29	29	614	426-720	.592	1654	57.0
Opponents	29	29	604	384-652	.589	1592	54.9



LENNIE ROSENBLUTH, AL LIFSON and JERRY VAYDA were Carolina's most prolific scorers in the 1950s.

1950-51 – Overall: 12-15, Southern Conference: 9-8 (9th)

Player	GP	PF	FG	FG%	FT	FT%	PTS	AVG
Wallace, Jack	25		113-345	.328	122-190	.642	59	348 13.9
Grimaldi, Vince	27		132-404	.327	51-85	.600	84	315 11.7
Deasy, Howard	26		109-292	.373	67-131	.511	87	285 11.0
Kappler, Hugo	17		60-152	.395	29-50	.580	42	149 8.8
Maddie, Bud	20		86-234	.368	52-80	.650	86	224 11.2
Schwarz, Ernie	27		42-140	.300	18-39	.461	50	102 3.8
Thorne, Charles	27		42-118	.356	13-17	.765	53	97 3.6
Patterson, Dick	23		36-122	.295	19-40	.475	50	91 4.0
Carter, Jippy	12		24-53	.453	14-25	.560	19	62 5.2
White, Bill	21		13-37	.351	6-10	.600	21	32 1.5
Ferraro, Hal	16		12-36	.333	6-13	.462	10	30 1.9
Gaines, Tom	10		4-10	.400	2-2	1.000	6	10 1.0
Phillips, Bob	13		3-10	.300	3-6	.500	9	9 0.7
Wells, Darius	15		2-27	.074	0-1	.000	6	4 0.3
Harpold, Wayne	6		2-11	.182	0-0	–	3	4 0.7
Ellington, Bill	8		1-10	.100	1-1	1.000	4	3 0.4
Redding, Frank	2		1-2	.500	0-1	.000	1	2 1.0
UNC	27		682-2025	.337	403-691	.583	590	1767 65.4
Opponents	27		684		421		595	1789 66.3

1951-52 – Overall: 12-15, Southern Conference: 8-11 (11th)

Player	GP	PF	FG	FG%	FTM	PF	PTS	AVG
Lifson, Al	27		162-401	.404	99-134	.739	80	423 15.7
Wallace, Jack	27		116-376	.309	92-139	.662	80	324 12.0
Grimaldi, Vince	27		133-429	.310	55-100	.550	78	321 11.9
Deasy, Howard	27		87-232	.375	63-109	.578	107	237 8.8
Likins, Paul	26		54-125	.432	41-70	.586	57	149 5.6
Phillips, Bob	26		34-115	.296	33-57	.579	70	101 3.8
Carter, Jippy	18		27-81	.333	22-39	.564	35	76 4.2
Schwarz, Ernie	25		21-75	.280	9-21	.429	37	51 2.0
Taylor, Cooper	18		11-28	.393	4-6	.667	10	26 1.4
Gaines, Tom	11		7-15	.467	1-5	.200	5	15 1.4
Dittmar, John	5		3-4	.750	0-0	–	0	6 1.2
Smith, Bill	5		2-2	1.000	0-1	.000	2	4 0.8
Redding, Frank	6		1-3	.333	1-2	.500	6	3 0.5
Winstead, Skippy	10		1-5	.200	1-1	1.000	2	3 0.3
Propst, Floyd	1		0-1	.000	0-0	–	0	0 0.0
Team			1*					2*
UNC	27		660-1892	.348	421-684	.615	569	1741 64.5
Opponents	27		708		378-607	.623	620	1794 66.4

* two UNC points on 12/22/51 were scored by a Bradley player

1952-53 – Overall: 17-10, Southern Conference: 15-6 (8th)

Player	GP	PF	FG	FG%	FT	FT%	PTS	AVG
Lifson, Al	23		118-334	.353	100-140	.714	80	336 14.6
Grimaldi, Vince	27		159-428	.371	64-99	.646	74	382 14.1
Maddie, Bud	27		99-271	.365	106-182	.582	109	304 11.3
Vayda, Jerry	27		111-266	.417	79-120	.658	78	301 11.1
Likins, Paul	26		53-129	.411	54-81	.667	60	160 6.2
Radovich, Tony	13		38-82	.463	34-45	.756	21	110 8.5
Wallace, Jack	20		35-107	.327	40-59	.678	51	110 5.5
Phillips, Bob	26		28-82	.341	50-77	.649	48	106 4.1
Schwarz, Ernie	25		25-86	.291	17-36	.472	43	67 2.7
Carter, Jippy	22		14-49	.286	16-30	.533	36	44 2.0
Winstead, Skippy	19		8-15	.533	12-22	.545	15	28 1.5
Glancy, Gene	17		12-29	.414	11-19	.579	25	35 2.1
Long, Albert	5		4-8	.500	5-12	.417	3	13 2.6
Powell, Jack	7		2-33	.061	6-11	.545	10	10 1.4
Anisko, Paul	2		3-14	.214	1-2	.500	2	7 3.5
Bowden, Hal	2		2-3	.667	0-2	.000	0	4 2.0
Stephenson, Glen	3		2-6	.333	0-0	–	3	4 1.3
McCabe, Gerald	3		0-2	.000	0-0	–	0	0 0.0
Shores, Tommy	1		0-0	–	0-0	–	0	0 0.0
UNC	27		713-1944	.367	595-937	.635	658	2021 74.9
Opponents	27		608		673-1062	.634	607	1889 70.0

1953-54

Overall: 11-10, ACC: 5-6 (5th)

Player	GP	FG	FG%	FT	FT%	REB	AVG	PF	PTS	AVG
Vayda, Jerry	21	123-298	.413	113-173	.653	183	8.7	61	359	17.1
Lifson, Al	19	102-260	.392	72-101	.713	66	3.5	71	276	14.5
Maddie, Bud	14	41-140	.293	54-90	.600	140	10.0	56	136	9.7
Winstead, Skippy	21	63-137	.460	65-100	.650	62	3.0	65	191	9.1
Radovich, Tony	19	62-157	.395	39-50	.780	71	3.7	45	163	8.6
Likins, Paul	21	52-160	.325	53-92	.576	228	10.9	65	157	7.5
McCabe, Gerry	21	28-74	.378	13-24	.542	43	2.1	37	69	3.3
Shores, Tommy	5	3-6	.500	5-8	.625	4	0.8	6	11	2.2
Glancy, Gene	8	4-19	.211	8-15	.533	14	1.9	17	16	2.0
Taylor, Cooper	9	6-17	.353	3-4	.750	7	0.7	14	15	1.7
Long, Albert	16	8-36	.222	8-18	.444	15	0.9	13	24	1.5
Kocornik, Dick	15	7-17	.412	8-23	.348	21	1.4	23	22	1.5
Walker, Cliff	5	0-1	.000	0-0	-	5	1.0	0	0	0.0
Sprague, Pete	1	0-0	-	0-0	-	0	0.0	2	0	0.0
UNC	21	499-1322	.377	441-701	.629	859	40.9	475	1439	68.5
Opponents	21	422-1320	.320	491-735	.668	797	38.0	452	1335	63.6

1954-55

Overall: 10-11, ACC: 8-6 (T-4th)

Player	GP	FG	FG%	FT	FT%	REB	AVG	PF	PTS	AVG
Rosenbluth, Lennie	21	189-444	.426	158-222	.712	256	12.7	65	536	25.5
Vayda, Jerry	21	97-250	.388	111-167	.665	182	8.7	62	305	14.5
Lifson, Al	21	93-216	.431	95-139	.683	88	4.2	76	281	13.4
Radovich, Tony	21	85-194	.438	60-80	.750	76	3.6	47	230	11.0
Young, Bob	21	56-165	.339	26-42	.619	97	4.6	64	138	6.6
Likins, Paul	19	13-56	.232	16-29	.552	90	4.7	39	42	2.2
Goodwin, Frank	16	9-30	.300	15-17	.882	17	1.1	21	33	2.1
Clark, Buddy	6	1-3	.333	4-6	.667	3	0.6	0	6	1.0
McCabe, Gerry	12	5-15	.333	0-1	.000	5	0.4	13	10	0.8
Sutton, Ed	7	1-5	.200	2-6	.333	4	0.6	5	4	0.6
Greene, Hilliard	11	0-4	.000	3-9	.333	8	0.7	4	3	0.3
Henderson, Will	6	0-4	.000	2-4	.500	0	0.0	2	2	0.3
UNC	21	549-1386	.396	492-722	.681	826	39.3	398	1590	75.7
Opponents	21	563-1542	.365	471-679	.694	993	47.3	422	1597	76.0

1955-56

Overall: 18-5, ACC: 11-3 (T-1st), No. 13 in media poll, No. 11 in coaches poll

Player	GP	FG	FG%	FT	FT%	REB	AVG	PF	PTS	AVG
Rosenbluth, Lennie	23	227-496	.458	160-217	.737	264	11.5	67	614	26.7
Brennan, Pete	23	101-240	.421	107-163	.656	219	9.5	64	309	13.4
Quigg, Joe	23	92-229	.402	91-142	.641	207	9.0	75	275	12.0
Vayda, Jerry	23	67-167	.401	88-121	.727	135	5.9	62	222	9.7
Radovich, Tony	23	52-128	.406	63-76	.829	78	3.4	42	167	7.3
Kearns, Tom	22	38-106	.358	55-85	.647	45	2.0	48	131	5.9
Young, Bob	15	15-49	.306	8-16	.500	34	2.3	11	38	2.5
Cunningham, Bob	20	16-50	.320	17-34	.500	70	3.5	32	49	2.4
Rosemond, Ken	15	10-22	.455	2-6	.333	9	0.6	12	22	1.6
Greene, Hilliard	7	4-12	.333	0-2	.000	7	1.0	4	8	1.1
McCabe, Gerry	8	0-11	.000	2-3	.667	9	1.1	6	2	0.3
Searcy, Roy	8	0-4	.000	2-3	.667	11	1.4	4	2	0.3
UNC	23	623-1515	.411	593-868	.683	1106	48.1	427	1839	80.0
Opponents	23	569-1636	.348	495-719	.688	991	43.1	503	1633	71.0

1956-57

Overall: 32-0, ACC: 14-0 (1st), NCAA Champion, No. 1 in in media and coaches polls

Player	GP	FG	FG%	FT	FT%	REB	AVG	PF	PTS	AVG
Rosenbluth, Lennie	32	306-632	.484	285-376	.758	280	8.8	83	897	28.0
Brennan, Pete	32	143-363	.394	185-265	.698	332	10.4	99	471	14.7
Kearns, Tom	32	138-318	.434	134-197	.680	100	3.1	71	410	12.8
Quigg, Joe	31	111-256	.434	97-137	.708	268	8.7	90	319	10.3
Cunningham, Bob	32	87-223	.390	55-91	.604	214	6.6	111	229	7.2
Radovich, Tony	16	21-40	.525	20-27	.741	29	1.8	25	62	3.9
Young, Bob	15	11-43	.256	7-13	.538	32	2.1	32	29	1.9
Rosemond, Ken	16	6-15	.400	5-9	.556	9	0.6	10	17	1.1
Lotz, Danny	24	7-20	.350	9-23	.391	39	1.6	30	23	0.9
Holland, Gehrman	12	4-8	.500	0-1	.000	6	0.5	5	8	0.7
Searcy, Roy	11	0-3	.000	4-5	.800	11	1.0	6	4	0.4
Hathaway, Bill	15	16-48	.333	11-24	.458	75	5.0	10	43	2.9
Groll, Stan	12	10-27	.370	5-9	.556	18	1.5	10	25	2.1
UNC	32	860-1996	.431	817-1177	.694	1495	46.7	582	2537	79.3
Opponents	32	720-2043	.352	658-958	.687	1151	36.0	702	2098	65.6

1957-58

Overall: 19-7, ACC: 10-4 (T-2nd), No. 13 in media and No. 12 in coaches polls

Player	GP	MIN	AVE	FG	FG%	FT	FT%	OFF	DEF	REB	AVG	PF	A	TO	BL	ST	PTS	AVG
Brennan, Pete	26			170-388	.438	214-291	.735			303	11.7	85					554	21.3
Kearns, Tom	26			135-328	.412	118-187	.631			93	3.6	71					388	14.9
Shaffer, Lee	26			103-240	.429	80-108	.731			159	6.1	70					286	11.0
Salz, Harvey	26			101-258	.399	64-84	.761			100	3.8	58					266	10.2
Cunningham, Bob	26			50-160	.313	31-52	.596			126	4.8	77					131	5.0
Kepley, Dick	26			44-137	.321	37-50	.740			153	5.9	52					125	4.8
Stanley, Ray	21			19-46	.413	11-20	.550			31	1.5	28					49	2.3
Lotz, Danny	18			5-21	.238	8-14	.571			30	1.7	19					18	1.0
Searcy, Roy	16			7-22	.318	7-11	.636			17	1.1	13					21	1.3
Crotty, John	18			8-17	.471	13-20	.650			11	0.6	16					29	1.6
Poole, Grey	12			0-4	.000	0-1	.000			2	0.1	2					0	0.0
UNC	26			642-1621	.396	583-838	.696			1157	44.5	491					1867	71.8
Opponents	26			605-1558	.388	478-700	.684			1061	40.8	570					1688	64.9

1958-59

Overall: 20-5, ACC: 12-2 (T-1st), NCAA First Round, No. 9 in media and No. 6 in coaches polls

Player	GP	MIN	AVE	FG	FG%	FT	FT%	REB	AVG	PF	A	PTS	AVG
Larese, York	25	854	34.2	141-310	.455	96-132	.727	128	5.1	77	73	378	15.1
Shaffer, Lee	25	821	32.8	128-273	.469	74-96	.770	178	7.1	59	30	330	13.2
Moe, Doug	25	846	33.8	106-265	.400	104-164	.634	179	7.2	74	67	316	12.6
Salz, Harvey	25	900	36.0	106-253	.419	85-111	.766	110	4.4	59	64	297	11.9
Kepley, Dick	25	796	31.8	101-224	.451	63-95	.663	183	7.3	58	38	265	10.6
Lotz, Danny	25	308	12.3	25-78	.321	24-38	.631	74	3.0	48	10	74	3.0
Stanley, Ray	23	254	11.0	17-64	.266	25-35	.714	57	2.5	28	16	59	2.6
Brown, Lou	18	91	5.1	12-22	.545	14-23	.608	13	0.7	15	7	38	2.1
Donohue, Jim	11	58	5.3	5-19	.263	8-16	.500	9	0.8	8	4	18	1.6
Crotty, John	16	63	3.9	4-8	.500	4-10	.400	7	0.4	14	2	12	0.8
Holland, Gehrman	8	15	1.9	1-3	.333	2-2	1.000	0	0.0	3	1	4	0.5
Poole, Grey	8	18	2.3	2-2	1.000	2-2	1.000	3	0.4	4	0	6	0.8
UNC	25			648-1509	.429	501-724	.692	1132	45.3	447	312	1797	71.9
Opponents	25			627-1606	.390	375-598	.627	1113	44.5	502		1629	65.2

1959-60

Overall: 18-6, ACC: 12-2 (T-1st), No. 14 in coaches poll

Player	GP	FG	FG%	FT	FT%	REB	AVG	PF	PTS	AVG
Shaffer, Lee	24	169-388	.436	99-126	.786	269	11.2	70	437	18.2
Moe, Doug	12	60-144	.417	82-113	.726	135	11.3	36	202	16.8
Larese, York	24	123-310	.397	131-151	.868	132	5.5	69	377	15.7
Salz, Harvey	23	100-244	.410	99-129	.767	63	2.7	56	299	13.0
Stanley, Ray	24	77-174	.443	64-84	.762	156	6.5	85	218	9.1
Donohue, Jim	24	24-70	.343	23-32	.719	83	3.5	54	71	3.0
Hudock, Jim	22	13-40	.325	13-24	.542	38	1.7	24	39	1.8
Walsh, Donnie	22	15-32	.469	8-18	.444	10	0.5	12	38	1.7
Brown, Lou	19	11-20	.550	5-8	.625	11	0.6	12	27	1.4
Poole, Grey	18	6-23	.261	6-10	.600	35	1.9	20	18	1.0
Poteet, Yogi	15	5-11	.455	2-5	.400	6	0.4	9	12	0.8
Crotty, John	21	3-11	.273	10-15	.667	12	0.6	16	16	0.8
Team						151				
UNC	24	606-1467	.413	542-715	.758	1101	45.9	463	1754	73.1
Opponents	24	531-1415	.375	432-634	.681	1019	42.5	471	1494	62.3

1960-61

Overall: 19-4, ACC: 12-2 (1st), No. 5 in media and No. 6 in coaches polls

Player	GP	FG	FG%	FT	FT%	REB	AVG	PF	PTS	AVG
Larese, York	23	204-437	.467	124-158	.785	147	6.4	61	532	23.1
Moe, Doug	23	163-401	.406	143-207	.691	321	14.0	58	469	20.4
Hudock, Jim	23	95-189	.503	78-115	.678	189	8.2	69	268	11.7
Kepley, Dick	23	81-196	.413	41-58	.707	162	7.0	78	203	8.8
Brown, Larry	18	28-54	.519	25-34	.735	28	1.6	37	81	4.5
Poteet, Yogi	21	35-81	.432	10-20	.500	23	1.1	30	80	3.8
McComb, Ken	15	25-49	.510	4-20	.200	62	4.1	43	54	3.6
Walsh, Donnie	18	24-62	.387	9-22	.409	26	1.4	27	57	3.2
Brown, Lou	3	2-7	.286	0-0	-	3	1.0	3	4	1.3
Krause, Dieter	11	3-10	.300	3-10	.300	21	1.9	13	9	0.8
Conlon, Marty	8	2-6	.333	0-0	-	4	0.5	1	4	0.5
Jones, Harry	10	2-5	.400	0-5	.000	8	0.8	9	4	0.4
Callahan, Peppy	1	0-0	-	0-2	.000	0	0.0	0	0	0.0
Team						154				
UNC	23	664-1497	.444	437-651	.671	1148	49.9	429	1765	76.7
Opponents	23	549-1381	.398	414-605	.684	922	40.1	450	1512	65.7

1961-62

Overall: 8-9, ACC: 7-7 (T-4th)

Player	GP	FG	FG%	FT	FT%	REB	AVG	PF	PTS	AVG
Brown, Larry	17	90-204	.441	101-127	.795	52	3.1	55	281	16.5
Hudock, Jim	17	98-215	.456	57-89	.640	171	10.1	67	253	14.9
Walsh, Don	17	85-152	.559	57-95	.600	48	2.8	52	227	13.4
Shaffer, Charlie	9	35-55	.636	24-36	.667	49	5.4	24	94	10.4
McSweeney, Bryan	17	43-91	.473	41-60	.683	84	4.9	41	127	7.5
Cooke, Mike	17	41-106	.387	17-27	.630	63	3.7	61	99	5.8
Donohue, Jim	14	31-74	.419	13-20	.650	73	5.2	40	75	5.4
Krause, Dieter	10	16-28	.571	9-21	.429	20	2.0	12	41	4.1
Burns, Charlie	8	6-8	.750	0-0	-	0	0.0	2	12	1.5
Katz, Art	11	3-7	.429	6-8	.750	17	1.5	8	12	1.1
Callahan, Peppy	9	1-10	.100	4-7	.571	2	0.2	5	6	0.7
Jones, Harry	5	1-8	.125	0-1	.000	4	0.8	2	2	0.4
Vinroot, Richard	5	0-1	.000	1-4	.250	1	0.3	5	1	0.2
Team						123				
UNC	17	450-959	.469	330-495	.667	707	41.6	374	1230	72.4
Opponents	17	472-1042	.453	291-475	.613	720	42.4	381	1235	72.6

1962-63

Overall: 15-6, ACC: 10-4 (3rd)

Player	GP	FG	FG%	FT	FT%	REB	AVG	PF	PTS	AVG
Cunningham, Billy	21	186-380	.489	105-170	.613	339	16.1	79	477	22.7
Brown, Larry	21	102-231	.442	95-122	.779	50	2.4	71	299	14.2
Poteet, Yogi	21	120-304	.395	41-54	.759	61	2.9	57	281	13.4
Shaffer, Charlie	18	69-130	.531	40-67	.597	130	7.2	37	178	9.9
McSweeney, Bryan	16	44-82	.537	21-34	.618	72	4.5	31	109	6.8
Respass, Ray	21	55-112	.491	31-42	.738	94	4.5	52	141	6.7
Cooke, Mike	20	44-101	.436	12-20	.600	44	2.2	43	100	5.0
Taylor, Bill	1	1-1	.100	0-0	-	0	0.0	0	2	2.0
Galantai, Billy	11	4-11	.364	2-6	.333	15	1.4	6	10	0.9
Brown, Bill	8	1-5	.200	2-2	1.000	2	0.3	1	4	0.5
Krause, Dieter	11	1-3	.333	3-3	1.000	7	0.6	6	5	0.5
Burns, Charlie	7	1-3	.333	0-0	-	1	0.1	0	2	0.3
Bowers, Bruce	1	0-0	-	0-0	-	0	0.0	0	0	0.0
Katz, Art	4	0-0	-	0-0	-	2	0.5	4	0	0.0
Vinroot, Richard	4	0-1	.000	0-0	-	1	0.3	2	0	0.0
Callahan, Peppy	12	0-4	.000	0-0	-	4	0.3	2	0	0.0
Team						95				
UNC	21	628-1368	.459	352-520	.677	917	43.7	390	1608	76.6
Opponents	21	576-1316	.438	335-484	.694	878	41.8	404	1487	70.8

1963-64

Overall: 12-12, ACC: 6-8 (5th)

Player	GP	FG	FG%	FT	FT%	REB	AVG	PF	PTS	AVG
Cunningham, Billy	24	233-526	.443	157-249	.631	379	15.8	83	623	26.0
Respass, Ray	24	132-290	.455	52-66	.788	144	6.0	58	316	13.2
Shaffer, Charlie	23	117-221	.529	49-69	.710	138	6.0	75	283	12.3
Cooke, Mike	24	115-253	.455	36-52	.692	73	3.0	71	266	11.1
McSweeney, Bryan	22	43-104	.413	35-51	.686	86	3.9	47	121	5.5
Bennett, Bob	22	32-84	.381	23-41	.561	79	3.6	55	87	4.0
Galantai, Billy	21	28-68	.412	25-33	.758	54	2.6	39	81	3.9
Hassell, Ray	22	11-30	.367	9-16	.563	13	0.6	22	31	1.4
Brown, Bill	20	5-10	.500	8-14	.571	19	1.0	4	18	0.9
Yokley, John	10	6-17	.353	3-9	.333	15	1.5	11	15	1.5
Hassell, Pud	8	3-10	.300	1-3	.333	7	0.9	2	7	0.9
Katz, Art	6	3-6	.500	0-2	.000	12	2.0	4	6	1.0
Smithwick, Jim	4	2-3	.667	1-2	.500	7	1.8	2	5	1.3
Harrison, Bill	2	1-2	.500	0-0	-	0	0.0	2	2	1.0
Ronner, Terry	1	0-0	-	0-0	-	1	1.0	0	0	0.0
Iannarella, Mike	3	0-1	.000	0-0	-	0	0.0	1	0	0.0
Johnson, Earl	1	0-0	-	0-0	-	0	0.0	1	0	0.0
Moore, Jim	1	0-0	-	0-0	-	0	0.0	0	0	0.0
Team						139				
UNC	24	731-1625	.450	399-607	.657	1166	48.6	477	1861	77.6
Opponents	24	723-1657	.436	413-602	.686	1060	44.2	456	1859	77.5

1964-65

Overall: 15-9, ACC: 10-4 (T-2nd)

Player	GP	FG	FG%	FT	FT%	REB	AVG	PF	PTS	AVG
Cunningham, Billy	24	237-481	.493	135-212	.637	344	14.3	100	609	25.4
Lewis, Bobby	24	191-391	.488	123-175	.703	192	8.0	53	505	21.0
Respass, Ray	23	86-185	.465	27-33	.818	131	6.7	57	199	8.7
Gauntlett, Tom	23	66-149	.443	27-40	.657	64	2.8	49	159	6.9
Morrison, Ian	22	70-151	.464	9-13	.692	28	1.3	27	149	6.8
Yokley, John	20	25-51	.490	29-42	.690	33	1.7	32	79	4.0
Bennett, Bob	21	30-65	.462	16-32	.500	48	2.3	36	76	3.6
Mirken, Mark	22	20-47	.426	6-16	.375	56	2.5	39	46	2.1
Brown, Bill	16	10-28	.357	18-25	.720	20	1.3	14	38	2.5
Hassell, Ray	15	13-30	.433	7-8	.875	14	0.9	10	33	2.2
Hassell, Pud	15	7-17	.412	2-5	.400	15	1.0	16	16	1.1
Smith, Mike	5	2-3	.667	1-3	.333	0	0.0	2	5	1.0
Smithwick, Jim	7	0-2	.000	0-0	-	5	0.7	3	0	0.0
Team						142				
UNC	24	757-1600	.473	400-604	.662	1092	45.5	438	1914	79.8
Opponents	24	752-1682	.447	359-531	.676	1057	44.0	462	1863	77.6

1965-66

Overall: 16-11, ACC: 8-6 (T-3rd)

Player	GP	FG	FG%	FT	FT%	REB	AVG	PF	PTS	AVG
Lewis, Bobby	27	259-489	.530	222-274	.810	142	5.3	59	740	27.4
Miller, Larry	27	219-400	.548	127-187	.679	277	10.3	64	565	20.9
Gauntlett, Tom	27	119-244	.488	27-32	.844	81	3.0	58	265	9.8
Bennett, Bob	27	86-177	.486	51-71	.718	176	6.5	99	223	8.3
Yokley, John	27	67-140	.479	37-55	.673	52	1.9	57	171	6.4
Mirken, Mark	26	30-66	.455	22-34	.647	77	3.0	35	82	3.3
Smithwick, Jim	21	18-33	.545	4-8	.500	22	1.0	17	40	0.9
Hassell, Ray	13	13-20	.650	2-6	.333	11	0.8	18	28	2.2
Moe, Don	23	7-12	.583	5-10	.500	18	0.8	36	19	0.8
Gribble, Dickson	5	6-13	.462	1-1	1.000	13	2.6	0	13	2.6
Frye, Jim	5	6-7	.857	0-0	-	3	0.6	4	12	2.4
Campbell, Greg	15	4-10	.400	4-8	.500	4	0.3	5	12	0.8
Fletcher, Ralph	10	3-6	.500	5-6	.833	6	0.6	2	11	1.1
Smith, Mike	3	0-1	.000	1-2	.500	1	0.3	0	1	0.3
Moore, Jim	11	1-2	.500	0-0	-	4	0.4	1	2	0.2
Team						134				
UNC	27	838-1620	.517	508-694	.732	1021	37.8	455	2184	80.9
Opponents	27	818-1708	.479	368-551	.668	1035	38.3	523	2004	74.2

1966-67

Overall: 26-6, ACC: 12-2 (1st), NCAA Final Four, No. 4 in media and No. 3 in coaches polls

Player	GP	FG	FG%	FT	FT%	REB	AVG	PF	PTS	AVG
Miller, Larry	32	278-553	.503	144-218	.661	299	9.3	90	700	21.9
Lewis, Bobby	32	212-475	.446	167-211	.791	176	5.5	82	591	18.5
Clark, Rusty	32	181-328	.552	85-123	.691	330	10.3	107	447	13.9
Grubar, Dick	32	103-209	.493	88-141	.623	94	2.9	90	294	9.2
Bunting, Bill	32	96-212	.453	55-86	.639	179	5.6	84	247	7.7
Gauntlett, Tom	29	53-145	.366	14-23	.608	57	2.0	41	120	4.1
Brown, Joe	26	31-83	.373	10-20	.500	63	2.4	26	72	2.8
Tuttle, Gerald	30	25-53	.472	23-39	.590	14	0.5	35	73	2.6
Fletcher, Ralph	17	14-35	.400	1-9	.111	28	1.6	13	29	1.7
Mirken, Mark	14	9-27	.333	5-6	.833	32	2.3	21	23	1.7
Bostick, Jim	14	8-19	.421	2-5	.400	8	0.6	3	18	1.3
Frye, Jim	5	2-6	.333	0-1	.000	4	0.8	0	4	0.8
Moe, Don	17	4-10	.400	4-12	.333	9	0.5	5	12	0.8
Team						213				
UNC	32	1016-2155	.471	598-894	.669	1506	47.1	597	2630	82.2
Opponents	32	873-2101	.416	531-775	.685	1392	43.5	680	2277	71.2

1967-68

Overall: 28-4, ACC: 12-2 (1st), NCAA Finalist, second place, No. 4 in media and No. 4 in coaches polls

Player	GP	FG	FG%	FT	FT%	REB	AVG	PF	PTS	AVG
Miller, Larry	32	268-545	.492	181-256	.707	261	8.2	70	717	22.4
Scott, Charlie	32	234-490	.478	94-139	.676	195	6.1	89	562	17.6
Clark, Rusty	31	187-393	.476	115-168	.684	345	11.1	100	489	15.8
Grubar, Dick	32	98-227	.427	62-88	.705	101	3.2	76	258	8.1
Bunting, Bill	31	85-199	.427	75-110	.682	101	3.2	76	245	7.9
Brown, Joe	32	82-196	.418	37-63	.587	132	4.1	63	201	6.3
Fogler, Eddie	32	26-81	.321	17-26	.654	34	1.1	32	69	2.2
Fletcher, Ralph	23	10-28	.357	21-27	.778	30	1.3	11	41	1.8
Tuttle, Gerald	29	18-47	.383	14-23	.609	20	0.7	32	50	1.7
Frye, Jim	13	7-16	.438	5-7	.714	6	0.5	8	19	1.5
Delany, Jim	17	11-29	.379	1-3	.333	5	0.3	7	23	1.4
Whitehead, Gra	12	2-5	.400	0-0	-	1	0.1	1	4	0.3
Webb, Ricky	7	1-5	.200	0-2	.000	2	0.3	1	2	0.3
Team						212				
UNC	32	1029-2261	.455	622-912	.682	1537	48.0	570	2680	83.8
Opponents	32	912-2054	.444	492-708	.695	1370	42.8	682	2316	72.4

1968-69

Overall: 27-5, ACC: 12-2 (1st), NCAA Final Four, No. 4 in media and No. 2 in coaches polls

Player	GP	FG	FG%	FT	FT%	REB	AVG	PF	A	PTS	AVG
Scott, Charlie	32	290-577	.503	134-192	.698	226	7.1	70	108	714	22.3
Bunting, Bill	32	217-363	.598	143-175	.817	247	7.7	99	42	577	18.0
Clark, Rusty	28	145-282	.514	113-157	.720	258	9.2	75	35	403	14.4
Grubar, Dick	28	142-286	.497	80-106	.755	94	3.4	59	80	364	13.0
Dedmon, Lee	32	109-237	.460	59-97	.608	221	6.9	106	46	277	8.7
Fogler, Eddie	32	69-180	.383	26-42	.619	52	1.6	60	108	164	5.1
Brown, Joe	31	54-120	.450	21-38	.553	85	2.7	36	14	129	4.2
Delany, Jim	30	19-53	.358	40-50	.800	15	0.5	22	22	78	2.6
Chadwick, Dave	20	17-35	.486	7-10	.700	32	1.6	9	0	41	2.1
Tuttle, Gerald	32	21-52	.404	12-16	.750	19	0.6	24	25	54	1.7
Gipple, Dale	20	6-24	.250	10-13	.769	13	0.7	8	3	22	1.1
Tuttle, Richard	15	3-5	.600	7-9	.778	4	0.3	4	0	13	0.9
Eggleston, Don	19	1-8	.125	3-7	.429	15	0.8	8	2	5	0.3
Webb, Ricky	13	1-6	.167	1-3	.333	8	0.6	4	0	3	0.2
Team						179					
UNC	32	1094-2228	.491	656-915	.717	1468	45.9	584	485	2844	88.9
Opponents	32	937-2084	.450	547-780	.700	1295	40.5	672	319	2421	75.7

1969-70

Overall: 18-9, ACC: 9-5 (T-2nd), NIT First Round

Player	GP	FG	FG%	FT	FT%	REB	AVG	PF	A	PTS	AVG
Scott, Charlie	27	281-611	.460	169-215	.786	232	8.6	58	85	731	27.1
Wuycik, Dennis	27	148-270	.548	81-108	.750	203	7.5	83	39	377	14.0
Dedmon, Lee	25	133-276	.482	80-121	.661	235	9.4	86	46	346	13.8
Chamberlain, Bill	16	76-141	.539	32-49	.653	90	5.6	37	24	184	11.5
Fogler, Eddie	27	79-175	.451	32-49	.653	66	2.4	70	92	190	7.0
Chadwick, Dave	22	50-89	.562	15-27	.556	76	3.5	25	7	115	5.2
Delany, Jim	26	43-98	.439	44-56	.786	21	0.8	51	29	130	5.0
Previs, Steve	27	49-133	.368	32-47	.681	52	1.9	57	45	130	4.8
Gipple, Dale	21	25-44	.568	12-16	.750	18	0.9	17	18	62	3.0
Eggleston, Don	23	18-46	.391	26-33	.788	58	2.5	22	10	62	2.7
Tuttle, Richard	4	4-7	.571	2-4	.500	3	0.8	2	2	10	2.5
Huband, Kim	12	11-20	.550	4-7	.571	13	1.1	3	1	26	2.2
Corson, Craig	15	11-16	.688	4-9	.444	24	1.6	18	4	26	1.7
Earey, Mike	3	1-4	.250	2-2	1.000	0	0.0	0	0	4	1.3
Chambers, Bill	8	2-6	.333	2-4	.500	7	0.9	1	1	6	0.8
Team						139					
UNC	27	931-1936	.481	537-747	.719	1237	45.8	530	403	2399	88.9
Opponents	27	798-1810	.441	532-740	.719	1204	44.6	568	255	2128	78.8

1970-71

Overall: 26-6, ACC: 11-3 (1st), NIT Champion, No. 13 in media and No. 13 in coaches polls

Player	GP	FG	FG%	FT	FT%	REB	AVG	PF	A	PTS	AVG
Wuycik, Dennis	29	182-300	.607	169-197	.858	177	6.1	90	80	533	18.4
Chamberlain, Bill	31	179-313	.572	87-123	.707	216	7.0	86	86	445	14.4
Dedmon, Lee	32	136-273	.498	124-170	.729	273	8.5	111	88	396	12.4
Karl, George	32	150-286	.524	92-115	.800	104	3.3	88	78	392	12.3
Chadwick, Dave	32	112-191	.586	54-74	.730	106	3.3	42	28	278	8.7
Previs, Steve	31	78-189	.413	48-73	.658	95	3.1	81	90	204	6.6
Huband, Kim	32	76-150	.507	38-48	.792	74	2.3	48	36	190	5.9
Johnston, Donn	32	37-75	.493	17-28	.607	56	1.8	29	25	91	2.8
Gipple, Dale	32	29-80	.363	21-29	.724	41	1.3	23	46	79	2.5
Chambers, Bill	21	14-26	.538	20-25	.800	26	1.2	9	4	48	2.3
Eggleston, Don	14	6-12	.500	3-10	.300	13	0.9	4	2	15	1.1
Corson, Craig	27	6-23	.261	10-19	.526	39	1.4	29	10	22	0.8
Tuttle, Richard	14	4-9	.444	1-4	.250	4	0.3	3	7	9	0.6
Cox, John	9	1-5	.200	1-3	.333	4	0.4	4	2	3	0.3
Austin, John	12	0-3	.000	1-5	.200	5	0.4	6	4	1	0.1
Team						150					
UNC	32	1010-1935	.522	686-923	.743	1383	43.2	653	586	2706	84.6
Opponents	32	835-1993	.419	627-894	.701	1206	37.7	678	317	2297	71.8

1971-72

Overall: 29-5, ACC: 11-3 (1st), NCAA Final Four, No. 2 in media and coaches' polls

Player	GP	FG	FG%	FT	FT%	REB	AVG	PF	A	PTS	AVG
McAdoo, Robert	31	243-471	.516	118-167	.707	312	10.1	83	72	604	19.5
Wuycik, Dennis	31	189-310	.610	181-212	.854	176	5.7	93	74	559	18.0
Karl, George	29	125-241	.519	89-113	.788	72	2.5	85	124	339	11.7
Chamberlain, Bill	30	134-266	.504	60-83	.723	169	5.6	84	80	328	10.9
Jones, Bobby	31	127-190	.668	62-95	.653	195	6.3	78	75	316	10.2
Huband, Kim	31	60-122	.492	53-57	.930	57	1.8	43	44	173	5.6
Previs, Steve	31	56-135	.415	51-80	.638	83	2.7	81	151	163	5.3
Johnston, Donn	31	35-66	.530	8-17	.471	48	1.5	22	12	78	2.5
Chambers, Bill	29	19-40	.475	31-43	.721	23	0.8	15	14	69	2.4
O'Donnell, John	24	18-40	.450	14-27	.519	26	1.1	17	12	50	2.1
Corson, Craig	29	14-32	.438	15-23	.652	59	2.0	25	13	43	1.5
Hite, Ray	29	7-23	.304	18-24	.750	18	0.6	8	10	32	1.1
Jamison, Roger	5	2-8	.250	0-1	.000	0	0.0	0	1	4	0.8
Elston, Darrell	13	2-10	.200	0-0	-	7	0.5	7	1	4	0.3
Team						133					
UNC	31	1031-1954	.528	700-942	.743	1378	44.5	641	683	2762	89.1
Opponents	31	808-1918	.421	597-853	.700	1153	37.2	695	359	2213	71.4

1972-73

Overall: 25-8, ACC: 8-4 (2nd), NIT third place, No. 11 in media and No. 12 in coaches' polls

Player	GP	FG	FG%	FT	FT%	REB	AVG	PF	A	TO	PTS	AVG
Karl, George	33	219-437	.501	124-163	.761	103	3.1	105	192		562	17.0
Jones, Bobby	33	206-343	.601	84-128	.656	348	10.5	89	130		496	15.0
Stahl, Ed	32	162-340	.476	73-88	.830	194	6.1	104	81		397	12.4
Washington, Donald	7	38-64	.594	10-12	.833	31	4.4	19	13		86	12.3
Elston, Darrell	32	135-261	.517	44-57	.772	93	2.9	65	100		314	9.8
Kupchak, Mitch	33	99-164	.604	56-95	.589	165	5.0	57	34		254	7.7
O'Donnell, John	33	98-171	.573	29-51	.569	66	2.0	81	65		225	6.8
Johnston, Donn	33	89-167	.533	22-30	.733	115	3.5	51	112		200	6.1
Harrison, Ray	22	44-90	.489	7-11	.636	37	1.7	27	47		95	4.3
Hoffman, Brad	32	35-87	.402	22-28	.786	17	0.5	42	46		92	2.9
Waddell, Charles	11	6-13	.462	8-9	.889	7	0.6	5	4		20	1.8
Hite, Ray	29	14-25	.560	9-14	.643	24	0.8	20	26		37	1.3
Bell, Mickey	15	2-6	.333	6-12	.500	8	0.5	6	3		10	0.7
Chambers, Bill	12	3-10	.300	2-2	1.000	4	0.3	4	2		8	0.7
Team						193						
UNC	33	1150-2181	.527	496-703	.706	1405	42.6	675	855	670	2796	84.7
Opponents	33	967-2161	.447	469-679	.691	1237	37.5	726	414	684	2403	72.8

1973-74

Overall: 22-6, ACC: 9-3 (T-2nd), NIT first round, No. 12 in media and No. 8 in coaches' polls

Player	GP	FG	FG%	FT	FT%	REB	AVG	PF	A	TO	PTS	AVG
Jones, Bobby	28	189-326	.580	74-120	.617	274	9.8	72	80		452	16.1
Elston, Darrell	28	173-346	.500	81-93	.871	90	3.2	71	158		427	15.3
Davis, Walter	27	161-322	.500	65-82	.793	126	4.7	54	72		387	14.3
Kupchak, Mitch	27	123-219	.562	44-70	.629	191	7.1	67	50		290	10.7
Harrison, Ray	28	109-208	.524	29-42	.690	44	1.6	69	85		247	8.8
Stahl, Ed	28	90-184	.489	21-26	.808	131	4.7	85	64		201	7.2
O'Donnell, John	28	62-121	.512	27-42	.643	48	1.7	41	47		151	5.4
LaGarde, Tommy	22	20-36	.556	9-19	.474	34	1.5	24	4		49	2.2
Hite, Ray	28	21-44	.477	11-15	.733	13	0.5	23	37		53	1.9
Chambers, Bill	26	19-32	.594	9-12	.750	16	0.6	6	11		47	1.8
Hoffman, Brad	27	15-41	.366	10-12	.833	4	0.1	15	34		40	1.5
Waddell, Charles	11	7-16	.438	3-6	.500	11	1.0	6	0		17	1.5
Kuester, John	28	10-20	.500	12-15	.800	12	0.4	25	22		32	1.1
Buckley, Bruce	7	2-5	.400	4-8	.500	5	0.7	2	2		8	1.1
Smith, James	8	4-11	.364	0-0	.000	6	0.8	4	3		8	1.0
Bell, Mickey	25	7-13	.538	8-12	.667	13	0.5	9	6		22	0.9
Hanners, Dave	7	3-6	.500	0-0	-	6	0.9	0	2		6	0.9
Crompton, Geff	2	0-1	.000	0-0	-	1	0.5	0	0		0	0.0
Shaver, Tony	1	0-0	.000	0-0	-	0	0.0	1	0		0	0.0
Team						119						
UNC	28	1015-1952	.520	407-578	.704	1144	40.9	574	677	561	2437	87.0
Opponents	28	870-1895	.459	368-521	.706	1049	37.5	594	352	626	2108	75.3

1974-75

Overall: 23-8, ACC: 11-4 (T-2nd), NCAA Sweet 16, No. 9 in media and No. 10 in coaches' polls

Player	GP	FG	FG%	FT	FT%	REB	AVG	PF	A	TO	PTS	AVG
Kupchak, Mitch	31	239-397	.602	97-150	.647	334	10.8	90	39		575	18.5
Ford, Phil	31	191-370	.516	126-161	.783	85	2.7	74	161		508	16.4
Davis, Walter	31	200-396	.505	98-130	.754	195	6.3	87	137		498	16.1
Hoffman, Brad	31	147-274	.536	37-43	.860	55	1.8	66	125		331	10.7
LaGarde, Tommy	31	83-157	.529	72-98	.735	143	4.6	98	36		238	7.7
Stahl, Ed	29	78-147	.531	30-35	.857	120	4.1	57	30		186	6.4
Kuester, John	31	30-66	.455	33-49	.673	30	0.9	57	61		93	3.0
Bell, Mickey	31	21-33	.636	28-43	.651	47	1.5	32	32		70	2.3
Buckley, Bruce	29	22-31	.710	11-19	.579	19	0.7	10	3		55	1.9
Chambers, Bill	31	16-36	.444	10-18	.556	25	0.8	9	18		42	1.4
Zaliagiris, Tom	18	4-7	.571	2-2	1.000	4	0.2	4	3		10	0.6
Harry, Eric	7	1-3	.333	2-2	1.000	4	0.6	1	1		4	0.6
Coley, Woody	7	1-2	.500	0-0	-	0	0.0	1	0		2	0.3
Hanners, Dave	29	4-14	.286	3-5	.600	11	0.4	15	12		11	0.4
Team						128						
UNC	31	1037-1933	.536	549-755	.727	1200	38.7	601	658	603	2623	84.6
Opponents	31	1014-2154	.471	389-556	.700	1086	35.0	699	391	523	2417	78.0

1975-76

Overall: 25-4, ACC: 12-2 (1st), NCAA first round, No. 8 in media and No. 6 in coaches' polls

Player	GP	FG	FG%	FT	FT%	REB	AVG	PF	A	TO	BL	ST	PTS	AVG
Ford, Phil	29	206-387	.532	128-164	.780	51	1.8	72	203		1	52	540	18.6
Kupchak, Mitch	28	190-330	.576	112-150	.747	316	11.3	77	37		32	15	492	17.6
Davis, Walter	29	190-351	.541	101-130	.777	166	5.7	83	96		16	71	481	16.6
LaGarde, Tommy	29	156-255	.612	106-131	.809	221	7.6	89	24		15	26	418	14.4
Kuester, John	29	86-193	.446	30-42	.714	54	1.9	74	154		4	52	202	7.0
Buckley, Bruce	29	51-96	.531	26-33	.788	56	1.9	51	17		0	8	128	4.4
Crompton, Geff	7	12-19	.632	1-2	.500	19	2.7	7	7		4	3	25	3.6
Zaliagiris, Tom	28	17-40	.425	14-20	.700	18	0.6	19	7		0	9	48	1.7
Bradley, Dudley	27	19-65	.292	8-16	.500	33	1.2	24	12		1	13	46	1.7
Hanners, Dave	29	19-39	.487	7-17	.412	18	0.6	43	24		1	21	45	1.6
Chambers, Bill	28	14-38	.368	0-3	.000	13	0.5	12	10		0	7	28	1.0
Doughton, Ged	2	0-1	.000	2-2	1.000	0	0.0	0	2		0	0	2	1.0
Valentine, Keith	10	4-10	.400	1-2	.500	2	0.2	4	4		0	1	9	0.9
Harry, Eric	5	1-4	.250	1-2	.500	4	0.8	2	0		0	0	3	0.6
Coley, Woody	20	1-7	.143	0-1	.000	15	0.8	8	1		0	0	2	0.1
Lutz, Loren	2	0-2	.000	0-0	-	0	0.0	1	0		0	1	0	0.0
Wiel, Randy	2	0-1	.000	0-0	-	1	0.5	1	0		0	0	0	0.0
Team						99								
UNC	29	966-1838	.526	537-715	.751	1086	37.4	567	598	500	74	279	2469	85.1
Opponents	29	886-1886	.470	382-541	.706	1007	34.7	701	403	545		170	2154	74.3

1976-77

Overall: 28-5, ACC: 9-3 (1st), NCAA Finalist, second place, No. 5 in media and No. 3 in coaches' polls

Player	GP	MIN	FG	FG%	FT	FT%	REB	AVG	PF	A	TO	BL	ST	PTS	AVG
Ford, Phil	33	1120	230-431	.534	157-184	.853	63	1.9	85	217		1	57	617	18.7
Davis, Walter	32	944	203-351	.578	91-117	.778	183	5.7	106	104		22	78	497	15.5
LaGarde, Tommy	20	584	108-182	.593	86-110	.782	147	7.4	69	18		31	18	302	15.1
O'Koren, Mike	33	952	172-298	.577	114-157	.726	217	6.6	91	60		7	48	458	13.9
Kuester, John	33	963	125-242	.517	71-87	.816	73	2.2	80	133		4	66	321	9.7
Zaliagiris, Tom	33	382	52-86	.605	21-38	.553	38	1.2	40	24		3	22	125	3.8
Yonakor, Rich	32	353	45-91	.495	27-37	.730	79	2.5	36	25		3	10	117	3.7
Krafcisin, Steve	29	216	29-58	.500	25-35	.714	43	1.5	34	10		5	6	83	2.9
Buckley, Bruce	33	394	30-79	.380	33-52	.635	76	2.3	56	29		6	15	93	2.8
Wolf, Jeff	23	172	15-28	.536	8-19	.421	32	1.4	15	4		6	3	38	1.7
Virgil, John	24	91	12-25	.480	7-11	.636	10	0.4	7	2		2	6	31	1.3
Bradley, Dudley	33	207	17-48	.354	2-9	.222	40	1.2	33	15		3	19	36	1.1
Wiel, Randy	16	35	6-13	.462	0-4	.000	10	0.6	3	2		0	2	12	0.8
Doughton, Ged	23	64	5-12	.417	7-10	.700	8	0.3	5	7		0	1	17	0.7
Colescott, Dave	18	82	3-10	.300	2-3	.667	6	0.3	12	6		0	4	8	0.4
Coley, Woody	26	68	2-7	.286	0-0	-	6	0.2	13	0		0	1	4	0.2
Team							93								
UNC	33		1054-1961	.537	651-873	.746	1124	34.1	685	656	557	93	356	2759	83.6
Opponents	33		978-2050	.477	440-626	.703	1078	32.7	762	417	654		218	2396	72.6

1977-78

Overall: 23-8, ACC: 9-3 (1st), NCAA first round, No. 16 in media and No. 10 in coaches' polls

Player	GP	MIN	FG	FG%	FT	FT%	REB	AVG	PF	A	TO	BL	ST	PTS	AVG
Ford, Phil	30	1000	238-452	.527	149-184	.810	62	2.1	69	172		3	54	625	20.8
O'Koren, Mike	27	846	173-269	.643	122-163	.748	180	6.7	76	85		7	46	468	17.3
Zaliagiris, Tom	31	831	120-263	.456	47-83	.566	69	2.2	81	61		4	34	287	9.3
Wood, Al	31	700	125-207	.604	31-43	.721	121	3.9	73	38		16	24	281	9.1
Yonakor, Rich	21	387	51-109	.468	17-26	.654	97	4.6	53	40		5	11	119	5.7
Bradley, Dudley	31	605	76-159	.478	22-41	.537	108	3.5	68	45		4	61	174	5.6
Virgil, John	31	331	72-124	.581	23-37	.622	35	1.1	35	19		2	15	167	5.4
Wolf, Jeff	30	577	57-100	.570	29-73	.397	159	5.3	57	42		23	14	143	4.8
Crompton, Geff	27	286	41-88	.466	19-42	.452	97	3.6	62	25		20	8	101	3.7
Colescott, Dave	31	311	23-52	.442	17-29	.586	26	0.8	19	37		0	18	63	2.0
Doughton, Ged	28	149	10-24	.417	14-20	.700	8	0.3	8	18		0	3	34	1.2
Wiel, Randy	12	47	7-17	.412	0-5	.000	18	1.5	5	2		0	3	14	1.2
Budko, Pete	24	129	10-24	.417	6-9	.667	34	1.4	22	9		9	2	26	1.1
Pepper, Mike	11	24	5-7	.714	1-1	1.000	6	0.5	5	2		0	1	11	1.0
Team							91								
UNC	31		1008-1895	.532	497-756	.657	1111	35.8	633	595	525	93	294	2513	81.1
Opponents	31		875-1769	.495	442-618	.715	935	30.2	710	608			216	2192	70.7

1978-79

Overall: 23-6, ACC: 9-3 (T-1st), NCAA second round, No. 9 in media and No. 3 in coaches' polls

Player	GP	MIN	FG	FG%	FT	FT%	REB	AVG	PF	A	TO	BL	ST	PTS	AVG
Wood, Al	29	884	210-367	.572	95-125	.760	119	4.1	78	33		23	28	515	17.8
O'Koren, Mike	28	916	135-259	.521	144-188	.766	202	7.2	77	99		15	46	414	14.8
Bradley, Dudley	29	812	109-213	.512	48-79	.608	105	3.6	76	57		8	97	266	9.2
Colescott, Dave	26	613	92-177	.520	42-48	.875	27	1.1	36	44		2	32	226	8.7
Yonakor, Rich	29	639	71-123	.577	54-74	.730	117	4.0	61	67		8	17	196	6.8
Virgil, John	28	341	76-133	.571	23-36	.639	39	1.4	40	17		2	12	175	6.3
Doughton, Ged	29	530	47-100	.470	22-27	.815	36	1.2	26	33		0	16	116	4.0
Wolf, Jeff	28	448	38-80	.475	12-27	.444	102	3.6	53	12		24	8	88	3.1
Budko, Pete	29	261	27-51	.529	14-21	.667	58	2.0	31	17		27	4	68	2.3
Pepper, Mike	10	38	9-15	.600	5-6	.833	3	0.3	4	4		0	5	23	2.3
Black, Jimmy	29	233	23-48	.479	18-29	.621	19	0.7	28	39		1	11	64	2.2
Wiel, Randy	27	102	18-34	.529	10-16	.625	14	0.5	11	3		2	0	46	1.7
Kenny, Eric	11	40	5-11	.455	7-9	.778	11	1.0	10	2		0	2	17	1.5
Brust, Chris	4	17	1-3	.333	2-3	.667	5	1.3	2	1		0	0	4	1.0
Team							79								
UNC	29		861-1614	.533	496-688	.721	936	32.3	533	428	467	112	278	2218	76.5
Opponents	29		761-1620	.470	376-508	.740	848	29.2	617	345	511		171	1898	65.4

1979-80

Overall: 21-8, ACC: 9-5 (T-2nd), NCAA second round, No. 15 in media and coaches' polls

Player	GP	MIN	FG	FG%	FT	FT%	REB	AVG	PF	A	TO	BL	ST	PTS	AVG
Wood, Al	29	944	216-378	.571	118-154	.766	151	5.2	78	51	44	12	27	550	19.0
O'Koren, Mike	29	1007	163-298	.547	99-152	.651	216	7.4	83	104	73	8	43	425	14.7
Worthy, James	14	402	74-126	.587	27-45	.600	104	7.4	37	26	47	22	17	175	12.5
Colescott, Dave	28	736	80-165	.485	49-70	.700	27	0.9	57	63	35	0	29	209	7.5
Yonakor, Rich	28	512	59-126	.468	47-64	.734	112	4.0	51	39	33	8	13	165	5.9
Virgil, John	29	421	73-137	.533	23-35	.651	47	1.6	36	12	26	4	24	169	5.8
Black, Jimmy	27	538	46-102	.451	42-62	.677	15	0.6	68	85	62	8	42	134	5.0
Wolf, Jeff	28	540	38-75	.507	14-30	.467	102	3.6	62	33	29	28	8	90	3.2
Pepper, Mike	29	232	35-74	.473	10-15	.667	13	0.4	23	13	10	0	11	80	2.8
Budko, Pete	29	307	27-49	.551	5-18	.278	65	2.2	40	17	16	20	3	59	2.0
Braddock, Jim	29	137	19-51	.373	10-11	.909	6	0.2	10	13	16	0	4	48	1.7
Kenny, Eric	26	67	5-15	.333	3-11	.273	13	0.5	5	4	1	0	3	13	0.5
Brust, Chris	17	40	3-7	.429	1-2	.500	6	0.4	9	2	5	0	1	7	0.4
Team							67				1				
UNC	29		838-1603	.523	448-669	.670	944	32.6	559	462	398	110	225	2124	73.2
Opponents	29		798-1610	.496	375-542	.692	861	29.7	614	401	417	73	182	1971	68.0

1980-81

Overall: 29-8, ACC: 10-4 (2nd), NCAA Finalist, No. 6 in media and coaches' polls

Player	GP	MIN	FG	FG%	FT	FT%	REB	AVG	PF	A	TO	BL	ST	PTS	AVG
Wood, Al	37	1238	274-522	.525	121-156	.776	233	6.3	99	49	71	13	47	669	18.1
Perkins, Sam	37	1115	199-318	.626	152-205	.741	289	7.8	115	27	87	67	23	550	14.9
Worthy, James	36	1214	208-416	.500	96-150	.640	301	8.4	99	100	111	35	48	512	14.2
Black, Jimmy	37	1199	89-167	.533	93-118	.788	54	1.5	98	188	116	1	64	271	7.3
Pepper, Mike	36	861	98-189	.519	25-32	.781	53	1.5	73	49	39	2	33	221	6.1
Doherty, Matt	28	671	57-125	.456	53-75	.707	84	3.0	42	67	61	3	23	167	6.0
Braddock, Jim	37	327	39-95	.411	19-23	.826	9	0.2	20	26	28	1	13	97	2.6
Budko, Pete	23	378	23-48	.479	1-3	.333	74	3.2	39	18	22	24	7	47	2.0
Shaffer, Dean	10	25	3-8	.375	7-10	.700	4	0.4	3	2	6	0	5	13	1.3
Brust, Chris	35	176	11-24	.458	14-24	.583	41	1.2	22	6	23	0	0	36	1.0
Kenny, Eric	35	99	13-22	.591	10-13	.769	24	0.7	10	6	6	0	4	36	1.0
Barlow, Jeb	30	89	6-15	.400	10-12	.833	16	0.5	12	4	10	0	4	22	0.7
Exum, Cecil	28	59	8-20	.400	3-5	.600	7	0.3	4	3	10	0	1	19	0.7
Team							75				1				
UNC	37		1028-1969	.522	604-826	.731	1264	34.2	636	545	591	146	272	2660	71.9
Opponents	37		975-2128	.458	394-580	.679	1067	28.8	752	467	552		302	2344	63.4

1981-82

Overall: 32-2, ACC: 12-2 (T-1st), NCAA Champion, No. 1 in media and coaches' polls

Player	GP	MIN	FG	FG%	FT	FT%	REB	AVG	PF	A	TO	BL	ST	PTS	AVG
Worthy, James	34	1178	203-354	.573	126-187	.674	215	6.3	75	82	94	37	52	532	15.6
Perkins, Sam	32	1141	174-301	.578	109-142	.768	250	7.8	74	35	53	53	33	457	14.3
Jordan, Michael	34	1079	191-358	.534	78-108	.722	149	4.4	91	61	57	8	41	460	13.5
Doherty, Matt	34	1193	122-235	.519	71-92	.772	103	3.0	60	107	65	1	29	315	9.3
Black, Jimmy	34	1162	100-195	.513	59-80	.738	59	1.7	81	213	87	8	58	259	7.6
Braddock, Jim	34	342	28-62	.452	10-12	.833	17	0.5	16	40	23	0	6	66	1.9
Brust, Chris	33	248	23-37	.622	10-22	.455	56	1.7	17	12	17	0	5	56	1.7
Peterson, Buzz	30	152	16-41	.390	3-7	.429	14	0.5	10	16	4	0	4	35	1.2
Exum, Cecil	17	49	8-21	.381	3-11	.273	17	1.0	9	6	7	0	1	19	1.1
Robinson, Lynwood	14	30	7-11	.636	1-5	.200	3	0.2	1	3	6	0	4	15	1.1
Barlow, Jeb	28	143	12-31	.387	4-9	.444	23	0.8	17	6	12	1	4	28	1.0
Martin, Warren	19	55	7-15	.467	0-5	.000	16	0.8	7	1	5	2	1	14	0.7
Brownlee, John	13	31	4-7	.571	1-5	.200	14	1.1	6	0	6	1	1	9	0.7
Makkonen, Timo	12	26	0-0	.000	2-4	.500	4	0.3	7	1	2	1	0	2	0.2
Team							59				2				
UNC	34		895-1668	.537	477-689	.692	999	29.4	471	583	438	112	239	2269*	66.7
Opponents	34		811-1742	.466	263-407	.646	873	25.7	641	417	492		188	1885	55.4

* two UNC points on 2/24/1982 were scored by a Georgia Tech player

1982-83

Overall: 28-8, ACC: 12-2 (T-1st), NCAA Final 8, No. 8 in media and coaches' polls

Player	GP	MIN	FG	FG%	3FG	3FG%	FT	FT%	REB	AVG	PF	A	TO	BL	ST	PTS	AVG
Jordan, Michael	36	1113	282-527	.535	34-76	.447	123-167	.737	197	5.5	110	56	76	28	78	721	20.0
Perkins, Sam	35	1174	218-415	.525	12-28	.429	145-177	.819	331	9.5	91	47	71	65	41	593	16.9
Doherty, Matt	36	1223	124-283	.438	20-49	.408	111-142	.782	135	3.8	78	150	66	10	32	379	10.5
Braddock, Jim	36	1017	112-226	.496	43-93	.462	67-81	.827	48	1.3	45	149	67	0	34	334	9.3
Daugherty, Brad	35	815	110-197	.558	0-1	.000	67-101	.663	181	5.2	106	33	52	36	10	287	8.2
Peterson, Buzz	24	456	69-134	.515	15-30	.500	19-27	.704	43	1.8	28	33	27	0	7	172	7.2
Hunter, Curtis	25	255	40-76	.526	2-3	.667	25-30	.833	24	1.0	30	19	14	1	12	107	4.3
Martin, Warren	35	433	43-72	.597	0-0	-	24-41	.585	106	3.0	79	15	40	26	4	110	3.1
Hale, Steve	36	471	32-74	.432	5-17	.294	24-40	.600	37	1.0	54	70	47	0	19	93	2.6
Exum, Cecil	30	144	20-41	.488	1-5	.200	12-19	.632	35	1.2	23	18	14	2	6	53	1.8
Brownlee, John	33	165	20-27	.741	0-0	-	3-9	.333	37	1.1	21	3	20	3	4	43	1.3
Makkonen, Timo	14	46	2-10	.200	0-0	-	9-15	.600	12	0.9	7	1	6	2	1	13	0.9
Robinson, Lynwood	4	9	0-1	.000	0-0	-	0-0	-	0	0.0	1	3	2	0	0	0	0.0
Team									83			7				2	
UNC	36		1072-2083	.515	132-302	.437	629-849	.741	1269	35.3	673	597	509	173	248	2905	80.7
Opponents	36		945-2130	.444	103-260	.396	476-701	.679	1151	32.0	779	489	568		228	2469	68.6

1983-84

Overall: 28-3, ACC: 14-0 (1st), NCAA Sweet 16, No. 1 in media and coaches' polls

Player	GP	MIN	FG	FG%	FT	FT%	REB	AVG	PF	A	TO	BL	ST	PTS	AVG
Jordan, Michael	31	915	247-448	.551	113-145	.779	163	5.3	70	64	67	35	50	607	19.6
Perkins, Sam	31	1029	195-331	.589	155-181	.856	298	9.6	70	51	61	60	28	545	17.6
Daugherty, Brad	30	821	128-210	.610	59-87	.678	167	5.6	92	43	56	29	19	315	10.5
Doherty, Matt	31	1000	115-233	.494	74-97	.763	124	4.0	50	124	67	17	29	304	9.8
Smith, Kenny	23	677	83-160	.519	44-55	.800	40	1.7	35	114	71	0	28	210	9.1
Hale, Steve	31	638	63-113	.558	36-43	.837	36	1.2	60	113	65	1	33	162	5.2
Peterson, Buzz	29	366	45-97	.464	18-20	.900	23	0.8	25	58	29	0	16	108	3.7
Wolf, Joe	30	412	38-79	.481	25-33	.758	85	2.8	32	14	20	3	5	101	3.4
Exum, Cecil	28	131	23-39	.590	17-23	.739	25	0.9	17	8	13	3	5	63	2.3
Popson, Dave	29	184	25-58	.431	6-10	.600	35	1.2	39	13	13	7	4	56	1.9
Morris, Cliff	13	30	3-5	.600	1-4	.250	3	0.2	2	1	2	0	4	7	0.5
Makkonen, Timo	15	47	1-6	.167	3-6	.500	9	0.6	7	2	9	2	0	5	0.3
Team							65				3				
UNC	31		966-1779	.543	551-704	.783	1073	34.6	499	605	476	157	221	2483	80.1
Opponents	31		851-1892	.450	308-476	.647	940	30.3	631	455	521	54	208	2010	64.8

1984-85

Overall: 27-9, ACC: 9-5 (T-1st), NCAA Final 8, No. 7 in media and coaches' polls

Player	GP	MIN	FG	FG%	FT	FT%	REB	AVG	PF	A	TO	BL	ST	PTS	AVG
Daugherty, Brad	36	1250	238-381	.625	147-198	.742	349	9.7	112	77	103	45	28	623	17.3
Smith, Kenny	36	1350	173-334	.518	98-114	.860	92	2.6	54	235	102	3	64	444	12.3
Hale, Steve	33	1162	132-255	.518	85-97	.876	119	3.6	102	168	88	4	57	349	10.6
Martin, Warren	36	734	130-218	.596	87-128	.680	199	5.5	103	44	74	81	12	347	9.6
Wolf, Joe	30	914	112-198	.566	50-64	.781	158	5.3	79	58	59	14	17	274	9.1
Popson, Dave	35	507	90-170	.529	31-42	.738	87	2.5	66	19	35	9	6	211	6.0
Peterson, Buzz	36	705	83-190	.437	32-43	.744	65	1.8	31	57	43	0	15	198	5.5
Hunter, Curtis	30	364	49-87	.563	22-36	.611	36	1.2	34	32	33	1	16	120	4.0
Smith, Ranzino	32	167	27-79	.342	11-13	.846	19	0.6	18	7	10	1	5	65	2.0
Daye, James	7	10	2-3	.667	2-3	.667	3	0.4	1	2	2	0	0	6	0.9
Morris, Cliff	12	24	2-6	.333	4-7	.571	5	0.4	0	0	1	1	0	8	0.7
Brust, Matthew	8	18	1-3	.333	0-3	.000	4	0.5	2	3	0	0	0	2	0.3
Roper, Gary	10	17	0-1	.000	0-0	-	1	0.1	2	0	2	0	0	0	0.0
Team							78				4				
UNC	36		1039-1925	.540	569-748	.761	1215	33.8	604	702	556	159	220	2647	73.5
Opponents	36		989-2197	.450	398-601	.662	1085	30.1	707	534	453	79	285	2376	66.0

1985-86

Overall: 28-6, ACC: 10-4 (3rd), NCAA Sweet 16, No. 8 in media and coaches' polls

Player	GP	MIN	FG	FG%	FT	FT%	REB	AVG	PF	A	TO	BL	ST	PTS	AVG
Daugherty, Brad	34	1087	284-438	.648	119-174	.684	306	9.0	92	61	79	36	35	687	20.2
Smith, Kenny	34	1109	164-318	.516	80-99	.808	75	2.2	49	210	96	2	52	408	12.0
Hale, Steve	31	900	132-248	.532	85-103	.825	99	3.2	77	152	63	2	55	349	11.3
Wolf, Joe	34	854	149-280	.532	42-59	.712	224	6.6	83	72	71	11	17	340	10.0
Lebo, Jeff	34	893	130-253	.514	54-73	.740	84	2.5	70	137	46	1	40	314	9.2
Martin, Warren	29	465	76-126	.603	47-59	.797	131	4.5	76	18	41	81	16	199	6.9
Madden, Kevin	34	364	68-115	.591	32-46	.696	61	1.8	35	38	34	6	11	168	4.9
Smith, Ranzino	29	193	50-84	.595	32-40	.800	30	1.0	24	18	20	0	9	132	4.6
Popson, Dave	34	411	61-121	.504	11-13	.846	88	2.6	70	20	25	12	6	133	4.0
Hunter, Curtis	34	337	53-87	.609	27-39	.692	47	1.4	45	46	26	0	21	133	3.9
Bucknall, Steve	24	152	26-53	.491	7-17	.412	36	1.5	14	19	12	1	7	59	2.5
Norwood, Michael	13	38	2-9	.222	7-10	.700	9	0.7	3	2	3	0	2	11	0.8
Daye, James	18	47	2-8	.250	8-15	.533	6	0.3	4	7	6	0	0	12	0.7
Team							76								
UNC	34		1197-2140	.559	551-747	.738	1272	37.4	642	800	522	152	271	2945*	86.6
Opponents	34		942-2163	.436	462-672	.688	1108	32.6	697	523	571	98	255	2346	69.0

*Two UNC points on 2/4/1986 were scored by a Georgia Tech player

1986-87

Overall: 32-4, ACC: 14-0 (1st), NCAA Final 8, No. 2 in media and No. 3 in coaches' polls

Player	GP	MIN	FG	FG%	3FG	3FG%	FT	FT%	OFF	DEF	REB	AVG	PF	A	TO	BL	ST	PTS	AVG
Smith, Kenny	34	1097	208-414	.502	87-213	.408	71-88	.807	16	60	76	2.2	47	209	104	3	51	574	16.9
Wolf, Joe	34	1005	212-371	.571	23-40	.575	69-87	.793	88	152	240	7.1	85	99	57	11	45	516	15.2
Reid, J.R.	36	1031	198-339	.584	0-0	-	132-202	.653	84	184	268	7.4	110	66	94	27	47	528	14.7
Lebo, Jeff	34	1057	156-293	.532	67-149	.450	79-93	.849	17	55	72	2.1	73	144	64	3	46	458	13.5
Popson, Dave	36	803	153-283	.541	0-1	.000	54-70	.771	74	98	172	4.8	98	48	50	27	25	360	10.0
Smith, Ranzino	36	580	99-187	.529	30-67	.448	41-54	.759	19	32	51	1.4	33	58	38	1	30	269	7.5
Williams, Scott	36	535	78-157	.497	0-1	.000	43-77	.558	48	102	150	4.2	94	31	49	27	29	199	5.5
Hunter, Curtis	32	475	59-107	.551	0-2	.000	30-43	.698	39	39	78	2.4	44	58	38	1	18	148	4.6
Bucknall, Steve	36	432	45-91	.495	0-1	.000	42-59	.712	39	29	68	1.9	48	43	40	0	19	132	3.7
Hensley, Marty	20	78	11-21	.524	0-0	-	12-20	.600	6	11	17	0.9	10	1	8	2	4	34	1.7
Hyatt, Rodney	15	51	6-10	.600	1-2	.500	7-8	.875	1	5	6	0.4	6	13	7	0	0	20	1.3
Denny, Jeff	21	68	7-14	.500	4-6	.667	6-9	.667	2	7	9	0.4	3	5	4	0	1	24	1.1
Norwood, Michael	22	88	6-17	.353	1-6	.167	10-16	.625	2	2	4	0.2	11	7	13	1	4	23	1.0
Team											118				1				
UNC	36		1238-2304	.537	213-488	.436	596-826	.722			1329	36.9	662	782	567	103	319	3285	91.3
Opponents	36		1043-2210	.472	130-342	.380	479-689	.695	417	708	1125	31.3	742	589	660	58	236	2965	74.9

1987-88

Overall: 27-7, ACC: 11-3 (1st), NCAA Final 8, No. 7 in media and No. 8 in coaches' polls

Player	GP	MIN	FG	FG%	3FG	3FG%	FT	FT%	OFF	DEF	REB	AVG	PF	A	TO	BL	ST	PTS	AVG
Reid, J.R.	33	1047	222-366	.607	0-0	-	151-222	.680	69	224	293	8.9	113	57	127	38	39	595	18.0
Williams, Scott	34	899	162-283	.572	3-7	.429	107-159	.673	66	151	217	6.4	122	42	80	43	45	434	12.8
Lebo, Jeff	33	1120	120-275	.436	78-168	.464	86-98	.878	15	72	87	2.6	66	159	76	1	34	404	12.2
Smith, Ranzino	31	642	128-255	.502	54-133	.406	52-58	.897	19	31	50	1.6	38	40	45	1	15	362	11.7
Bucknall, Steve	33	960	108-219	.493	9-19	.474	75-94	.798	55	82	137	4.2	66	124	70	2	33	300	9.1
Madden, Kevin	32	723	107-186	.575	19-41	.463	41-60	.683	25	65	90	2.8	40	51	45	5	25	274	8.6
Chilcutt, Pete	34	572	66-117	.564	0-1	.000	36-51	.706	46	64	110	3.2	32	43	41	10	10	168	4.9
Fox, Rick	34	371	59-94	.628	3-9	.333	15-30	.500	28	35	63	1.9	68	32	41	5	26	136	4.0
Rice, King	34	389	22-56	.393	2-12	.167	24-30	.800	5	21	26	0.8	20	55	38	0	21	70	2.1
Denny, Jeff	16	48	7-13	.538	0-0	-	2-5	.400	6	4	10	0.6	2	6	5	0	0	16	1.0
Jenkins, Joe	15	41	7-11	.636	0-0	-	0-0	-	3	9	12	0.8	3	4	3	0	2	14	0.9
Hyatt, Rodney	13	20	3-11	.273	1-3	.333	3-6	.500	1	0	1	0.1	0	4	3	0	1	10	0.8
May, David	15	27	1-2	.500	0-0	-	2-5	.400	2	6	8	0.5	3	1	3	0	1	4	0.3
Elstun, Doug	12	16	1-4	.250	0-0	-	2-2	1.000	0	0	0	0.0	1	0	2	0	0	4	0.3
Team											71				2				
UNC	34		1013-1892	.535	169-393	.430	596-820	.727			1175	34.6	574	618	581	105	252	2791	82.1
Opponents	34		939-2063	.455	195-519	.376	417-605	.689	411	632	1043	30.7	687	490	536	65	260	2490	73.2

1988-89

Overall: 29-8, ACC: 9-5 (T-2nd), NCAA Sweet 16, No. 5 in media and No. 4 in coaches' polls

Player	GP	MIN	FG	FG%	3FG	3FG%	FT	FT%	OFF	DEF	REB	AVG	PF	A	TO	BL	ST	PTS	AVG
Reid, J.R.	27	716	164-267	.614	0-0	-	101-151	.669	53	117	170	6.3	81	36	71	22	23	429	15.9
Madden, Kevin	37	956	224-381	.588	8-31	.258	86-141	.610	52	125	177	4.8	67	70	66	17	37	542	14.6
Bucknall, Steve	37	1061	154-333	.462	62-148	.419	113-144	.785	61	90	151	4.1	80	196	100	5	40	483	13.1
Lebo, Jeff	32	983	118-274	.431	66-176	.375	89-103	.864	17	67	84	2.6	75	140	77	2	39	391	12.2
Fox, Rick	37	829	165-283	.583	13-29	.448	83-105	.790	61	81	142	3.8	122	76	88	16	47	426	11.5
Williams, Scott	35	802	165-297	.556	0-2	.000	68-104	.654	83	171	254	7.3	113	26	65	50	30	398	11.4
Chilcutt, Pete	37	750	110-205	.537	3-8	.375	33-53	.623	80	120	200	5.4	31	51	56	8	23	256	6.9
Rice, King	37	753	57-131	.435	18-46	.391	60-73	.822	7	40	47	1.3	36	150	72	0	34	192	5.2
Davis, Hubert	35	248	44-86	.512	4-13	.308	24-31	.774	12	15	27	0.8	10	9	12	1	3	116	3.3
Denny, Jeff	35	168	16-38	.421	12-23	.522	22-27	.815	2	16	18	0.5	17	25	18	0	6	66	1.9
Hensley, Marty	21	49	5-16	.313	0-1	.000	4-7	.571	3	7	10	0.5	6	1	5	1	1	14	0.7
Akins, Bill	10	20	2-6	.333	0-0	-	2-4	.500	1	2	3	0.3	1	1	0	0	1	6	0.6
Greene, John	16	25	2-6	.333	0-0	-	4-5	.800	1	3	4	0.3	0	0	1	1	0	8	0.5
May, David	20	39	2-5	.400	0-1	.000	0-2	.000	1	5	6	0.3	6	7	3	0	1	4	0.2
Team											125								
UNC	37		1228-2328	.527	186-478	.389	689-950	.725			1418	38.3	645	788	634	123	285	3331	90.0
Opponents	37		1147-2530	.453	216-637	.339	439-648	.677	560	778	1338	36.2	808	603	654	84	343	2949	79.7

1989-90

Overall: 21-13, ACC: 8-6 (T-3rd), NCAA Sweet 16

Player	GP	MIN	FG	FG%	3FG	3FG%	FT	FT%	OFF	DEF	REB	AVG	PF	A	TO	BL	ST	PTS	AVG
Fox, Rick	34	981	203-389	.522	70-160	.438	75-102	.735	54	103	157	4.6	112	84	108	6	54	551	16.2
Williams, Scott	33	813	190-343	.554	1-7	.143	96-156	.615	81	159	240	7.3	114	25	72	41	36	477	14.5
Madden, Kevin	31	817	120-211	.569	2-12	.167	70-99	.707	55	92	147	4.7	57	58	65	7	27	312	10.1
Davis, Hubert	34	727	111-249	.446	44-111	.396	59-74	.797	27	33	60	1.8	42	52	31	6	33	325	9.6
Rice, King	34	1116	97-239	.406	29-94	.309	89-118	.754	16	53	69	2.0	51	217	101	0	54	312	9.2
Chilcutt, Pete	34	920	132-257	.514	12-30	.400	30-42	.714	70	155	225	6.6	54	47	69	30	41	306	9.0
Lynch, George	34	663	112-215	.521	1-3	.333	67-101	.663	77	106	183	5.4	105	34	66	14	37	292	8.6
Rödl, Henrik	34	287	27-55	.491	13-30	.433	12-24	.500	8	16	24	0.7	24	21	28	4	13	79	2.3
Denny, Jeff	31	258	20-57	.351	15-46	.326	8-11	.727	7	14	21	0.7	18	40	18	0	7	63	2.0
Harris, Kenny	32	105	19-47	.404	8-23	.348	10-17	.588	1	11	12	0.4	12	12	13	0	5	56	1.8
Wenstrom, Matt	32	102	10-19	.526	0-0	-	9-14	.643	8	12	20	0.6	17	2	7	5	1	29	0.9
Greene, John	10	21	2-10	.200	0-0	-	0-4	.000	6	3	9	0.9	0	0	2	0	0	4	0.4
Cherry, Scott	8	17	1-7	.143	0-3	.000	0-3	.000	1	0	1	0.1	1	2	1	1	1	2	0.3
Team											113				3				
UNC	34		1044-2098	.498	195-519	.376	525-765	.686			1281	37.7	607	594	584	114	309	2808	82.6
Opponents	34		996-2168	.459	206-565	.365	452-625	.693	466	731	1197	35.1	697	555	581	118	293	2650	77.9

1990-91

Overall: 29-6, ACC: 10-4 (2nd), NCAA Final Four, No. 4 in media and coaches' polls

Player	GP	MIN	FG	FG%	3FG	3FG%	FT	FT%	OFF	DEF	REB	AVG	PF	A	TO	BL	ST	PTS	AVG
Fox, Rick	35	1002	206-455	.453	67-196	.342	111-138	.804	76	156	232	6.6	103	131	102	17	70	590	16.9
Davis, Hubert	35	852	161-309	.521	64-131	.489	81-97	.835	32	53	85	2.4	35	66	37	9	30	467	13.3
Lynch, George	35	912	172-329	.523	7-10	.700	85-135	.630	105	153	258	7.4	91	41	86	15	49	436	12.5
Chilcutt, Pete	35	938	175-325	.538	5-19	.263	65-85	.765	80	151	231	6.6	38	47	60	35	41	420	12.0
Rice, King	35	985	91-199	.457	26-63	.413	79-109	.725	10	52	62	1.8	51	207	76	1	38	287	8.2
Montross, Eric	35	531	81-138	.587	0-0	-	41-67	.612	47	101	148	4.2	79	11	32	30	6	203	5.8
Rozier, Clifford	34	317	64-136	.471	0-0	-	39-69	.565	44	57	101	3.0	41	18	30	17	12	167	4.9
Reese, Brian	33	291	56-105	.533	3-5	.600	18-33	.545	14	40	54	1.6	14	17	20	2	9	133	4.0
Rödl, Henrik	35	431	46-81	.568	12-27	.444	23-37	.622	21	32	53	1.5	39	62	36	6	13	127	3.6
Phelps, Derrick	30	293	25-51	.490	2-9	.222	16-21	.762	7	26	33	1.1	30	58	40	3	27	68	2.3
Salvadori, Kevin	31	102	18-35	.514	0-0	-	12-19	.632	12	15	27	0.9	13	0	5	8	1	48	1.5
Harris, Kenny	27	119	14-42	.333	4-17	.235	8-11	.727	3	18	21	0.8	14	12	18	0	7	40	1.5
Cherry, Scott	20	58	10-14	.714	1-1	1.00	9-13	.692	4	4	8	0.4	2	11	5	1	5	30	1.5
Sullivan, Pat	34	163	10-23	.435	1-5	.200	13-20	.650	5	17	22	0.6	18	18	10	1	6	34	1.0
Wenstrom, Matt	24	60	5-15	.333	0-0	-	7-12	.583	10	11	21	0.9	6	0	6	3	1	17	0.7
Team											99				3				
UNC	35		1134-2257	.502	192-483	.398	607-866	.701			1455	41.6	574	699	566	142	315	3067	87.6
Opponents	35		974-2329	.418	197-622	.317	362-568	.637	503	722	1225	35.0	708	520	635	115	270	2507	71.6

1991-92

Overall: 23-10, ACC: 9-7 (3rd), NCAA Sweet 16, No. 18 in media and No. 12 in coaches' polls

Player	GP	MIN	FG	FG%	3FG	3FG%	FT	FT%	OFF	DEF	REB	AVG	PF	A	TO	BL	ST	PTS	AVG
Davis, Hubert	33	1095	241-474	.508	85-198	.429	140-169	.828	27	49	76	2.3	42	52	45	7	42	707	21.4
Lynch, George	33	982	192-356	.539	1-8	.125	74-114	.649	111	180	291	8.8	105	86	77	10	66	459	13.9
Montross, Eric	31	784	140-244	.574	0-0	-	68-109	.624	92	126	218	7.0	112	18	47	30	17	348	11.2
Reese, Brian	32	720	120-245	.490	16-51	.314	59-76	.776	60	65	125	3.9	45	70	81	4	15	315	9.8
Phelps, Derrick	33	1027	106-265	.400	17-60	.283	74-104	.712	24	91	115	3.5	75	207	111	10	78	303	9.2
Salvadori, Kevin	33	488	73-134	.545	0-0	-	49-66	.742	41	80	121	3.7	72	11	32	63	6	195	5.9
Sullivan, Pat	32	582	63-133	.474	7-30	.233	38-47	.809	47	44	91	2.8	51	45	54	5	19	171	5.3
Rödl, Henrik	33	487	39-73	.534	8-23	.348	15-27	.556	15	34	49	1.5	45	84	38	6	27	101	3.1
Williams, Donald	29	124																	

1992-93

Overall: 34-4, ACC: 14-2 (1st), NCAA Champions, No. 4 in media and No. 1 in coaches' polls

Player	GP	MIN	FG	FG%	3FG	3FG%	FT	FT%	OFF	DEF	REB	AVG	PF	A	TO	BL	ST	PTS	AVG
Montross, Eric	38	1076	222-361	.615	0-0	—	156-228	.684	126	164	290	7.6	113	28	66	47	22	600	15.8
Lynch, George	38	1149	235-469	.501	2-11	.182	88-132	.667	138	227	365	9.6	85	72	89	21	89	560	14.7
Williams, Donald	37	899	174-380	.458	83-199	.417	97-117	.829	20	51	71	1.9	52	46	39	2	38	528	14.3
Reese, Brian	35	842	152-300	.507	22-60	.367	72-104	.692	58	67	125	3.6	34	83	82	7	24	398	11.4
Phelps, Derrick	36	1011	111-243	.457	15-48	.313	56-83	.675	56	101	157	4.4	68	196	110	3	82	293	8.1
Sullivan, Pat	38	633	88-170	.518	9-30	.300	60-76	.789	44	48	92	2.4	43	51	35	2	26	245	6.4
Salvadori, Kevin	38	508	66-144	.458	0-0	—	38-54	.704	61	77	138	3.6	79	12	24	45	7	170	4.5
Rödl, Henrik	38	741	58-117	.496	22-62	.355	25-38	.658	11	46	57	1.5	50	136	60	10	39	163	4.3
Wenstrom, Matt	33	165	34-61	.557	0-1	.000	16-27	.593	17	30	47	1.4	17	7	13	6	1	84	2.5
Cherry, Scott	33	160	20-33	.606	4-8	.500	25-35	.714	4	19	23	0.7	15	30	21	1	9	69	2.1
Davis, Larry	21	73	14-40	.350	2-9	.222	14-23	.609	6	10	16	0.8	4	4	5	0	6	44	2.1
Geth, Ed	21	66	16-25	.640	0-0	—	12-17	.706	12	16	28	1.3	14	0	7	0	4	44	2.1
Calabria, Dante	35	250	24-52	.462	9-23	.391	7-9	.778	5	22	27	0.8	26	29	21	1	9	64	1.8
Stephenson, Travis	21	51	5-11	.455	0-1	.000	0-0	—	3	3	6	0.3	1	3	4	0	0	10	0.5
Landry, Pearce	1	1	0-1	.000	0-0	—	0-0	—	1	0	1	1.0	1	1	0	0	1	0	0.0
Team											118				5				
UNC	38		1219-2407	.506	168-452	.372	666-943	.706			1561	41.1	602	698	581	145	357	3272	86.1
Opponents	38		978-2370	.413	235-716	.328	405-603	.672	506	688	1222	32.2	747	538	686	138	273	2596	68.3

1993-94

Overall: 28-7, ACC: 11-5 (2nd), NCAA 2nd round, No. 1 in media and No. 9 in coaches' polls

Player	GP-GS	MIN	FG	FG%	3FG	3FG%	FT	FT%	OFF	DEF	REB	AVG	PF	A	TO	BL	ST	PTS	AVG
Williams, Donald	26	716	127-301	.422	42-124	.339	77-100	.770	14	48	62	2.4	29	56	37	2	27	373	14.3
Montross, Eric	35	1110	183-327	.560	0-0	—	110-197	.558	116	169	285	8.1	102	29	66	62	18	476	13.6
Stackhouse, Jerry	35	734	138-296	.466	2-20	.100	150-205	.732	76	100	176	5.0	55	69	87	17	42	428	12.2
Wallace, Rasheed	35	732	139-230	.604	0-1	.000	55-91	.604	86	146	232	6.6	81	18	49	63	24	333	9.5
Phelps, Derrick	33	908	97-198	.490	25-66	.379	86-115	.748	39	88	127	3.8	61	176	78	2	60	305	9.2
Calabria, Dante	35	716	93-216	.431	41-118	.347	55-76	.724	28	75	103	2.9	72	84	44	2	37	282	8.1
Reese, Brian	34	718	107-219	.489	6-32	.188	47-92	.511	53	79	132	3.9	47	96	77	4	22	267	7.9
Salvadori, Kevin	35	731	102-183	.557	0-0	—	37-56	.661	69	136	205	5.9	75	17	34	58	16	241	6.9
McInnis, Jeff	35	512	70-153	.458	27-65	.415	30-47	.638	16	42	58	1.7	31	85	50	0	26	197	5.6
Davis, Larry	17	50	14-21	.667	0-2	.000	12-15	.800	4	8	12	0.7	3	8	4	0	5	40	2.4
Zwikker, Serge	19	62	11-21	.524	0-0	—	6-8	.750	5	8	13	0.7	12	1	1	8	4	28	1.5
Landry, Pearce	21	61	10-23	.435	1-9	.111	5-6	.833	3	3	6	0.3	9	10	1	1	4	26	1.2
Team											120				4				
UNC	35		1091-2188	.499	144-437	.330	670-1008	.665			1531	43.7	577	649	532	219	285	2996	85.6
Opponents	35		923-2336	.395	273-802	.340	414-636	.651	530	670	1234	35.3	791	498	548	134	261	2533	72.4

1994-95

Overall: 28-6, ACC: 12-4 (T-1st), NCAA Final 4, No. 4 in media and No. 3 in coaches' polls

Player	GP-GS	MIN	FG	FG%	3FG	3FG%	FT	FT%	OFF	DEF	REB	AVG	PF	A	TO	BL	ST	PTS	AVG
Stackhouse, Jerry	34	1172	215-416	.517	37-90	.411	185-260	.712	95	185	280	8.2	74	93	111	59	50	652	19.2
Wallace, Rasheed	34	1030	238-364	.654	1-3	.333	89-141	.631	102	177	279	8.2	95	35	52	93	17	566	16.6
Williams, Donald	34	1164	189-442	.428	87-218	.399	61-97	.629	23	77	100	2.9	37	82	39	3	24	526	15.5
McInnis, Jeff	34	1166	155-316	.491	44-112	.393	66-99	.667	30	108	138	4.1	74	180	72	0	44	420	12.4
Calabria, Dante	33	1100	120-237	.506	66-133	.496	41-57	.719	45	114	159	4.8	67	88	60	4	38	347	10.5
Landry, Pearce	34	518	44-97	.454	23-58	.397	22-27	.815	20	35	55	1.6	48	54	38	2	15	133	3.9
Zwikker, Serge	34	339	39-80	.488	0-0	—	21-31	.677	27	75	102	3.0	40	10	12	14	5	99	2.9
Sullivan, Pat	13	120	9-17	.529	1-5	.200	9-12	.750	6	12	18	1.4	9	6	8	1	2	28	2.2
Geth, Ed	17	78	15-28	.536	0-0	—	3-11	.273	10	14	24	1.4	7	1	11	1	3	33	1.9
Williams, Shammond	29	132	12-31	.387	6-20	.300	18-21	.857	2	10	12	0.4	9	20	22	0	7	48	1.7
McNairy, Charlie	12	27	6-12	.500	0-0	—	0-3	.000	5	3	8	0.7	6	3	4	0	1	12	1.0
Lynn, Clyde	12	35	1-8	.125	1-6	.167	1-2	.500	1	1	2	0.2	7	3	2	0	3	4	0.3
Neal, David	11	15	1-4	.250	0-2	.000	1-2	.500	2	1	3	0.3	1	1	1	0	2	3	0.3
Barnes, Octavus	5	4	0-3	.000	0-1	.000	0-0	—	0	0	0	0.0	2	0	0	0	0	0	0.0
Team									51	59	110				5				
UNC	34		1044-2055	.508	266-648	.410	517-763	.678	419	871	1290	37.9	476	576	437	177	211	2871	84.4
Opponents	34		960-2326	.413	299-879	.340	297-423	.702	535	695	1230	36.2	652	503	434	95	226	2516	74.0

1995-96

Overall: 21-11, ACC: 10-6 (3rd), NCAA 2nd round, No. 25 in media and No. 24 in coaches' polls

Player	GP	MIN	FG	FG%	3FG	3FG%	FT	FT%	OFF	DEF	REB	AVG	PF	A	TO	BL	ST	PTS	AVG
McInnis, Jeff	31	1068	178-409	.435	67-171	.392	88-110	.800	17	64	81	2.6	72	170	78	0	38	511	16.5
Jamison, Antawn	32	1052	201-322	.624	0-1	.000	82-156	.526	119	190	309	9.7	69	33	59	33	25	484	15.1
Calabria, Dante	32	1124	136-320	.425	77-195	.395	56-79	.709	37	100	137	4.3	61	135	70	1	32	405	12.7
Zwikker, Serge	32	946	138-267	.517	0-0	—	29-47	.617	68	130	198	6.2	74	23	40	49	3	305	9.5
Williams, Shammond	32	632	84-186	.452	46-116	.397	53-69	.768	9	73	82	2.6	44	65	57	0	15	267	8.3
Carter, Vince	31	556	91-185	.492	19-55	.345	31-45	.689	51	68	119	3.8	57	40	36	18	20	232	7.5
Okulaja, Ademola	32	861	64-122	.525	20-41	.488	49-66	.742	65	102	167	5.2	72	69	63	8	34	197	6.2
McNairy, Charlie	15	36	7-10	.700	0-0	—	11-15	.733	2	5	7	0.5	5	4	4	0	0	25	1.7
Geth, Ed	24	85	11-27	.407	0-2	.000	7-18	.389	6	14	20	0.8	8	6	6	1	1	29	1.2
Sullivan, Ryan	11	17	4-4	1.00	3-3	1.00	0-0	—	2	2	4	0.4	0	2	2	0	1	11	1.0
Lynn, Clyde	16	29	3-12	.250	2-7	.286	3-4	.750	2	4	6	0.4	5	1	3	0	1	11	0.7
Neal, David	15	36	2-4	.500	1-2	.500	1-2	.500	1	4	5	0.3	4						

1996-97

Overall: 28-7, ACC: 11-5 (T-2nd), NCAA Final 4, No. 4 in media and coaches' polls

Player	GP	MIN	FG	FG%	3FG	3FG%	FT	FT%	OFF	DEF	REB	AVG	PF	A	TO	BL	ST	PTS	AVG
Jamison, Antawn	35	1201	270-496	.544	2-11	.182	126-203	.621	131	198	329	9.4	93	30	63	22	40	668	19.1
Williams, Shammond	35	1148	155-367	.422	95-227	.419	87-107	.813	24	91	115	3.3	66	153	94	0	31	492	14.1
Carter, Vince	34	939	166-316	.525	36-107	.336	75-100	.750	58	94	152	4.5	72	83	47	26	49	443	13.0
Zwikker, Serge	35	1077	177-360	.492	1-3	.333	47-62	.758	103	182	285	8.1	99	12	41	61	13	402	11.5
Okulaja, Ademola	35	1134	101-243	.416	40-111	.360	38-66	.576	80	146	226	6.5	76	96	67	7	51	280	8.0
Cota, Ed	34	962	95-195	.487	8-25	.320	75-105	.714	22	71	93	2.7	49	234	124	8	57	273	8.0
Ndiaye, Makhtar	33	257	26-64	.406	1-1	1.00	8-18	.444	18	36	54	1.6	53	6	20	15	5	61	1.8
Evtimov, Vasco	22	82	12-31	.387	0-4	.000	10-13	.769	17	14	31	1.4	17	6	10	2	6	34	1.5
Newby, Terrence	11	21	5-13	.385	2-6	.333	1-4	.250	2	3	5	0.5	1	2	8	0	2	13	1.2
Sullivan, Ryan	16	46	4-14	.286	2-4	.500	3-6	.500	1	4	5	0.3	6	4	4	0	1	13	0.8
McNairy, Charlie	23	62	5-13	.385	0-0	—	7-19	.368	12	15	27	1.2	8	3	6	1	5	17	0.7
Tyndall, Webb	17	43	1-7	.143	1-5	.200	8-10	.800	2	5	7	0.4	5	3	6	0	1	11	0.6
Frederick, Brad	16	30	1-5	.200	0-2	.000	0-0	—	2	4	6	0.4	2	0	2	0	0	2	0.1
Team									58	62	120				3				
UNC	35		1018-2124	.479	188-506	.372	485-713	.680	530	925	1455	41.6	547	632	495	142	261	2709	77.4
Opponents	35		867-2154	.403	275-849	.324	325-523	.621	447	680	1127	32.2	645	453	479	98	256	2334	66.7

1997-98

Overall: 34-4, ACC: 13-3 (2nd), NCAA Final 4, No. 1 in media and No. 3 in coaches' polls

Player	GP	MIN	FG	FG%	3FG	3FG%	FT	FT%	OFF	DEF	REB	AVG	PF	A	TO	BL	ST	PTS	AVG
Jamison, Antawn	37	1226	316-546	.579	6-15	.400	184-276	.667	126	263	389	10.5	94	30	61	30	28	822	22.2
Williams, Shammond	38	1251	209-428	.488	86-215	.400	133-146	.911	20	103	123	3.2	45	161	98	2	39	637	16.8
Carter, Vince	38	1186	224-379	.591	44-107	.411	100-147	.680	74	121	195	5.1	61	74	40	36	45	592	15.6
Cota, Ed	37	1221	102-207	.493	10-33	.303	84-102	.824	31	102	133	3.6	41	274	113	7	58	298	8.1
Okulaja, Ademola	38	1191	104-251	.414	24-93	.258	71-114	.623	75	138	213	5.6	72	80	59	8	44	303	8.0
Ndiaye, Makhtar	38	905	91-189	.481	3-11	.273	34-53	.642	61	94	155	4.1	133	29	49	54	23	219	5.8
Haywood, Brendan	38	308	35-66	.530	0-0	—	40-63	.635	37	54	91	2.4	44	6	23	33	12	110	2.9
Berstickler, Brian	19	86	20-36	.556	0-0	—	9-10	.900	5	20	25	1.3	17	5	4	12	2	49	2.6
Owens, Max	22	75	12-31	.387	3-11	.273	3-6	.500	7	11	18	0.8	9	5	3	2	4	30	1.4
Melendez, Orlando	3	6	2-2	1.00	0-0	—	0-0	—	0	1	1	0.3	0	1	1	1	0	4	1.3
Newby, Terrence	20	76	8-18	.444	6-8	.750	1-4	.250	1	3	4	0.2	3	12	9	2	2	23	1.1
Brooker, Michael	22	81	4-19	.211	3-15	.200	2-4	.500	2	8	10	0.5	3	8	12	1	1	13	0.6
Frederick, Brad	24	111	3-9	.333	0-3	.000	4-8	.500	4	11	15	0.6	8	8	12	0	1	10	0.4
Williams, Scott	17	28	1-3	.333	0-0	—	1-4	.250	0	3	3	0.2	3	6	4	0	0	3	0.2
Team											142				4				
UNC	38		1131-2184	.518	185-511	.362	666-937	.711	490	1022	1517	39.9	533	699	492	188	259	3113	81.9
Opponents	38		923-2403	.384	282-879	.321	366-542	.675	525	703	1228	32.3	758	472	503	81	230	2494	65.6

1998-99

Overall: 24-10, ACC: 10-6 (3rd), NCAA 1st round, No. 13 in media and No. 18 in coaches' polls

Player	GP	MIN	FG	FG%	3FG	3FG%	FT	FT%	OFF	DEF	REB	AVG	PF	A	TO	BL	ST	PTS	AVG
Okulaja, Ademola	34	1210	155-351	.442	59-137	.431	105-141	.745	90	194	284	8.4	54	82	67	10	46	474	13.9
Haywood, Brendan	34	1035	160-247	.648	0-0	—	88-131	.672	85	150	235	6.9	96	33	66	60	10	408	12.0
Lang, Kris	34	918	148-256	.578	0-0	—	63-94	.670	52	130	182	5.4	72	16	49	16	22	359	10.6
Cota, Ed	32	1163	110-271	.406	42-102	.412	75-111	.676	29	108	137	4.3	41	238	118	5	37	337	10.5
Capel, Jason	26	759	69-161	.429	23-56	.411	76-89	.854	21	85	106	4.1	57	51	51	3	23	237	9.1
Owens, Max	31	529	88-204	.431	25-70	.357	40-47	.851	30	33	63	2.0	45	27	51	7	18	241	7.8
Evtimov, Vasco	16	182	28-64	.438	0-1	.000	15-24	.625	26	54	80	5.0	27	7	18	0	12	71	4.4
Berstickler, Brian	34	275	46-89	.517	1-2	.500	14-18	.778	19	48	67	2.0	45	5	12	30	6	107	3.1
Curry, Ronald	26	337	23-94	.245	6-42	.143	21-34	.618	11	28	39	1.5	25	43	38	0	10	73	2.8
Melendez, Orlando	15	47	9-17	.529	0-1	.000	9-10	.900	3	5	8	0.5	5	2	5	1	1	27	1.8
Newby, Terrence	24	119	10-32	.313	8-19	.421	5-9	.556	2	14	16	0.7	8	19	19	1	1	33	1.4
Brooker, Michael	14	100	9-25	.360	5-16	.312	2-2	1.00	2	5	7	0.5	11	8	15	0	3	25	1.8
Frederick, Brad	30	143	12-28	.429	6-13	.462	4-8	.500	10	9	19	0.6	14	7	8	1	2	34	1.1
Williams, Scott	16	31	1-2	.500	0-1	.000	0-2	.000	1	1	2	0.1	5	3	4	0	1	2	0.1
Team									54	59	113				9				
UNC	34		868-1841	.471	175-460	.380	517-720	.718	435	923	1358	39.9	505	541	530	134	192	2428	71.4
Opponents	34		822-2091	.393	246-752	.327	316-480	.658	426	628	1054	31.0	616	434	378	121	267	2206	64.9

1999-2000

Overall: 22-14, ACC: 9-7 (T-3rd), NCAA Final 4, No. 11 in coaches' poll

Player	GP	MIN	FG	FG%	3FG	3FG%	FT	FT%	OFF	DEF	REB	AVG	PF	A	TO	BL	ST	PTS	AVG
Forte, Joseph	36	1196	228-497	.459	56-156	.359	88-117	.752	58	140	198	5.5	78	94	85	15	54	600	16.7
Haywood, Brendan	36	1072	191-274	.697	0-0	—	106-176	.602	96	175	271	7.5	108	37	68	91	7	488	13.6
Capel, Jason	36	1214	141-318	.443	46-121	.380	116-140	.829	66	179	245	6.8	103	92	87	9	35	444	12.3
Cota, Ed	35	1287	131-296	.443	33-90	.367	59-81	.728	24	130	154	4.4	45	284	115	5	40	354	10.1
Lang, Kris	35	810	122-240	.508	0-0	—	51-78	.654	55	96	151	4.3	68	10	54	21	19	295	8.4
Owens, Max	36	571	95-194	.490	27-73	.370	51-63	.810	15	33	48	1.3	41	27	35	6	17	268	7.4
Berstickler, Brian	5	56	12-17	.706	0-0	—	1-3	.333	4	10	14	2.8	8	1	5	4	2	25	5.0
Peppers, Julius	31	488	56-98	.571	0-0	—	28-47	.596	38	71	109	3.5	59	9	29	17	19	140	4.5
Melendez, Orlando	24	103	16-40	.400	1-8	.125	4-8	.500	17	12	29	1.2	12	7	11	7	3	37	1.5
Brooker, Michael</																			

2000-01

Overall: 26-7, ACC: 13-3 (T-1st), NCAA 2nd round, No. 6 in media and No. 10 in coaches' polls

Player	GP-GS	MIN	FG	FG%	3FG	3FG%	FT	FT%	OFF	DEF	REB	AVG	PF	A	TO	BL	ST	PTS	AVG
Forte, Joseph	33	1145	251-558	.450	55-146	.377	133-156	.853	41	160	201	6.1	60	116	84	12	67	690	20.9
Haywood, Brendan	33	901	155-262	.592	0-0	—	95-184	.516	105	137	242	7.3	97	42	66	120	18	405	12.3
Capel, Jason	33	1047	124-264	.470	56-134	.418	73-93	.785	62	180	242	7.3	74	111	54	9	36	377	11.4
Lang, Kris	33	797	160-291	.550	0-0	—	53-102	.520	69	119	188	5.7	76	23	52	22	18	373	11.3
Peppers, Julius	25	441	63-98	.643	0-0	—	51-76	.671	40	59	99	4.0	58	19	34	6	13	177	7.1
Owens, Max	30	422	59-145	.407	21-69	.304	31-37	.838	18	24	42	1.4	29	27	33	3	16	170	5.7
Curry, Ronald	28	777	53-123	.431	20-57	.351	27-47	.574	6	88	94	3.4	58	119	82	0	34	153	5.5
Morrison, Brian	32	291	29-88	.330	17-45	.378	22-35	.629	5	30	35	1.1	43	38	38	2	13	97	3.0
Holmes, Jonathan	14	57	4-8	.500	3-6	.500	12-13	.923	2	9	11	0.8	9	11	6	0	1	23	1.6
Boone, Adam	32	343	15-50	.300	10-31	.323	9-12	.750	1	28	29	0.9	27	44	33	1	15	49	1.5
Johnson, Will	22	142	9-20	.450	2-7	.286	13-18	.722	6	21	27	1.2	11	9	5	0	2	33	1.5
Bersticker, Brian	20	85	13-34	.382	0-5	.000	5-10	.500	8	13	21	1.0	13	4	6	7	1	31	1.5
Brooker, Michael	17	111	6-20	.300	4-17	.235	5-8	.625	7	3	10	0.6	14	10	15	0	8	21	1.2
Melendez, Orlando	10	21	3-6	.500	1-2	.500	1-1	1.000	1	7	8	0.8	2	2	4	1	2	8	0.8
Everett, Jim	13	20	1-5	.200	0-0	—	2-2	1.000	2	5	7	0.5	5	1	1	1	0	4	0.3
Team									38	69	107						5		
UNC	33		945-1972	.479	189-519	.364	532-794	.670	411	952	1363	41.3	576	576	518	184	244	2611	79.1
Opponents	33		859-2196	.391	243-749	.324	380-578	.657	469	758	1227	37.2	669	461	447	108	298	2341	70.9

2001-02

Overall: 8-20, ACC: 4-12 (T-7th)

Player	GP-GS	MIN	FG	FG%	3FG	3FG%	FT	FT%	OFF	DEF	REB	AVG	PF	A	TO	BL	ST	PTS	AVG
Capel, Jason	25	826	119-279	.427	39-126	.310	112-136	.824	65	149	214	8.6	68	75	65	2	29	389	15.6
Lang, Kris	26	731	146-291	.502	0-1	.000	73-113	.646	43	114	157	6.0	62	25	51	33	22	365	14.0
Williams, Jawad	28	650	104-202	.515	21-55	.382	44-79	.557	47	71	118	4.2	39	34	44	16	17	273	9.8
Boone, Adam	28	688	66-144	.458	34-79	.430	36-44	.818	6	56	62	2.2	39	89	72	3	19	202	7.2
Morrison, Brian	28	473	65-192	.339	42-125	.336	28-37	.757	9	31	40	1.4	72	72	63	3	11	200	7.1
Scott, Melvin	28	642	62-155	.400	28-80	.350	23-36	.639	6	23	29	1.0	48	55	58	1	27	175	6.2
Manuel, Jackie	26	544	46-140	.329	22-70	.314	30-53	.566	27	65	92	3.5	62	55	45	16	26	144	5.5
Bersticker, Brian	28	323	47-83	.566	2-3	.667	15-24	.625	20	49	69	2.5	55	16	20	19	5	111	4.0
Johnson, Will	28	506	31-71	.437	18-42	.429	28-40	.700	30	39	69	2.5	48	38	21	1	3	108	3.9
Melendez, Orlando	17	112	13-29	.448	2-12	.167	3-6	.500	9	13	22	1.3	10	7	9	5	4	31	1.8
Holmes, Jonathan	14	65	5-10	.500	4-7	.571	1-2	.500	1	6	7	0.5	3	10	6	0	1	15	1.1
Everett, Joe	9	16	3-7	.429	0-1	.000	2-2	1.000	3	7	10	1.1	0	0	1	0	2	8	0.9
McLamb, Phillip	6	10	0-4	.000	0-3	.000	1-2	.500	0	1	1	0.2	1	1	1	0	0	1	0.2
Price, Damien	6	10	0-3	.000	0-2	.000	0-0	—	0	0	0	0.0	1	0	0	0	1	0	0.0
Fingleton, Neil	1	4	0-2	.000	0-0	—	0-0	—	0	1	1	1.0	0	0	1	0	0	0	0.0
Team									39	41	80						4		
UNC	28		707-1612	.439	212-606	.350	396-574	.690	305	666	971	34.7	508	477	461	99	167	2022	72.2
Opponents	28		803-1776	.452	216-596	.362	386-546	.707	362	685	1047	37.4	534	394	357	99	259	2208	78.9

2002-03

Overall: 19-16, ACC: 6-10 (T-6th), NIT quarterfinals

Player	GP-GS	MIN	FG	FG%	3FG	3FG%	FT	FT%	OFF	DEF	REB	AVG	PF	A	TO	BL	ST	PTS	AVG
McCants, Rashad	35	1046	215-438	.491	72-174	.414	92-132	.697	58	104	162	4.6	95	51	81	19	49	594	17.0
Williams, Jawad	34	1137	182-406	.448	45-136	.331	97-129	.752	54	137	191	5.6	72	67	60	37	35	506	14.9
Felton, Raymond	35	1240	151-379	.398	69-193	.358	79-114	.693	29	114	143	4.1	92	235	130	9	56	450	12.9
May, Sean	11	308	51-108	.472	0-4	.000	23-40	.575	25	64	89	8.1	24	11	21	20	17	125	11.4
Manuel, Jackie	35	877	85-202	.421	19-72	.264	65-106	.613	52	87	139	4.0	90	71	87	28	46	254	7.3
Scott, Melvin	34	671	73-193	.378	54-142	.380	13-24	.542	11	55	66	1.9	48	36	27	4	25	213	6.3
Noel, David	35	766	84-166	.506	16-57	.281	23-43	.535	42	81	123	3.5	61	49	50	18	45	207	5.9
Sanders, Byron	35	550	26-78	.333	0-0	—	15-28	.536	38	47	85	2.4	63	15	28	11	14	67	1.9
Johnson, Will	33	217	15-46	.326	10-32	.312	17-21	.810	17	27	44	1.3	24	12	15	1	2	57	1.7
Grant, Damion	19	122	11-28	.393	0-0	—	8-14	.571	16	12	28	1.5	21	0	11	15	2	30	1.6
McLamb, Phillip	6	7	2-2	1.000	1-1	1.000	1-2	.500	0	2	2	0.3	0	1	0	1	0	6	1.0
Holmes, Jonathan	23	96	4-12	.333	4-9	.444	0-0	—	0	12	12	0.5	6	4	3	0	2	12	0.5
Price, Damien	6	7	1-2	.500	0-0	—	1-2	.500	0	1	1	0.2	3	0	2	0	0	3	0.5
Miller, Jonathan	6	6	0-2	.000	0-2	.000	0-0	—	0	0	0	0.0	2	2	1	0	0	0	0.0
Team									58	53	111						6		
UNC	35		900-2062	.436	290-822	.353	434-655	.663	400	796	1196	34.2	601	554	522	163	293	2524	72.1
Opponents	35		920-2103	.437	225-651	.346	427-618	.691	472	877	1349	38.5	637	489	581	153	288	2492	71.2

2003-04

Overall: 19-11, ACC: 8-8 (5th), NCAA 2nd round, No. 18 in media and No. 22 in coaches' polls

Player	GP-GS	MIN	AVE	FG	FG%	3FG	3FG%	FT	FT%	OFF	DEF	REB	AVG	PF	A	TO	BL	ST	PTS	AVG
McCants, Rashad	30-29	961	32.0	216-451	.479	78-191	.408	89-119	.748	62	75	137	4.6	62	65	76	20	53	599	20.0
May, Sean	29-29	839	28.9	163-352	.463	0-4	.000	115-167	.689	100	185	285	9.8	76	40	69	37	40	441	15.2
Williams, Jawad	29-26	780	26.9	127-277	.458	18-59	.305	92-127	.724	76	82	158	5.4	51	40	45	13	13	364	12.6
Felton, Raymond	30-30	1039	34.6	113-269	.420	35-112	.312	85-105	.810	17	102	119	4.0	70	213	102	7	63	346	11.5
Scott, Melvin	30-27	941	31.4	97-240	.404	56-150	.373	47-67	.701	16	73	89	3.0	77	80	62	9	41	297	9.9
Manuel, Jackie	28-2	579	20.7	76-136	.559	2-10	.200	29-60	.483	48	45	93	3.3	91	49	25	10	29	183	6.5
Noel, David	24-3	510	21.2	50-89	.562	2-12	.167	28-45	.622	55	62	117	4.9	55	35	41	8	24	130	5.4
Terry, Reyshawn	25-0	106	4.2	13-30	.433	1-5	.200	13-24	.542	10	11	21	0.8	19	4	16	3	10	40	1.6
Bohlender, Justin	18-1	133	7.4	7-22	.318	0-0	—	8-13	.615	6	13	19	1.1	16	5	8	7	6	22	1.2
Miller, Jonathan	9-1	13	1.4	4-8	.500	2-4	.500	0-0	—	1	1	2	0.2	0	0	0	0	0	10	1.1
Holley, Jesse	15-0	38	2.5	4-10	.400	0-1	.000	3-6	.500	0	9	9	0.6	9	3	4	1	1	11	0.7
Sanders, Byron	28-0	131	4.7	4-11	.364	0-0	—	5-11	.455	11	18	29	1.0	24	2	8	4	2	13	0.5
Hooker, C.J.	9-0	13	1.4	2-5	.400	0-0	—	0-3	.000	2	4	6	0.7	1	2	2	1	1	4	0.4
Price, Damien	12-1	24	2.0	1-6	.167	1-2	.500	0-0	—	1	2	3	0.2	1	2	0	0	2	3	0

2004-05

Overall: 33-4, ACC: 14-2 (1st), NCAA Champion, No. 2 in media and No. 1 in coaches' polls

Player	GP-GS	MIN	AVE	FG	FG%	3FG	3FG%	FT	FT%	OFF	DEF	REB	AVG	PF	A	TO	BL	ST	PTS	AVG
May, Sean	37-36	992	26.8	228-402	.567	0-3	.000	191-252	.758	142	255	397	10.7	88	62	94	38	43	647	17.5
McCants, Rashad	33-30	856	25.9	183-374	.489	71-168	.423	91-126	.722	27	72	99	3.0	80	88	63	22	43	528	16.0
Williams, Jawad	37-37	888	24.0	178-329	.541	40-105	.381	87-107	.813	54	94	148	4.0	63	51	54	20	25	483	13.1
Felton, Raymond	36-35	1142	31.7	150-330	.455	70-159	.440	94-134	.701	23	132	155	4.3	71	249	129	11	72	464	12.9
Williams, Marvin	36-0	800	22.2	125-247	.506	19-44	.432	138-163	.847	65	171	236	6.6	92	26	56	17	39	407	11.3
Manuel, Jackie	37-37	808	21.8	75-153	.490	5-18	.278	49-82	.598	56	49	105	2.8	92	54	47	11	48	204	5.5
Scott, Melvin	37-7	604	16.3	63-167	.377	45-126	.357	17-23	.739	12	38	50	1.4	46	39	25	3	26	188	5.1
Noel, David	37-0	627	16.9	57-104	.548	7-20	.350	22-41	.537	36	62	98	2.6	54	56	33	11	34	143	3.9
Terry, Reyshawn	32-0	143	4.5	26-48	.542	12-20	.600	9-13	.692	8	14	22	0.7	17	7	15	7	9	73	2.3
Holley, Jesse	10-0	16	1.6	4-10	.400	1-4	.250	4-8	.500	1	3	4	0.4	4	2	2	1	4	13	1.3
Miller, Wes	24-0	92	3.8	6-20	.300	5-16	.313	9-13	.692	0	4	4	0.2	8	12	6	0	0	26	1.1
Sanders, Byron	26-0	77	3.0	10-22	.455	0-0	—	2-10	.200	11	12	23	0.9	5	7	4	1	1	22	0.8
Thomas, Quentin	37-1	234	6.3	10-22	.455	1-3	.333	7-10	.700	1	27	28	0.8	28	47	48	0	12	28	0.8
Hooker, C.J.	25-1	49	2.0	8-17	.471	0-0	—	2-10	.200	7	6	13	0.5	3	3	2	0	3	18	0.7
Everett, Charlie	22-1	46	2.1	5-8	.625	1-1	1.000	1-3	.333	2	3	5	0.2	4	2	5	0	1	12	0.5
Foster, Brooks	5-0	9	1.8	0-1	.000	0-0	—	1-3	.333	0	1	1	0.2	4	1	1	0	2	1	0.2
Grant, Damion	6-0	17	2.8	0-6	.000	0-0	—	0-0	—	3	1	4	0.7	3	0	5	0	0	0	0.0
Team										54	53	107	2.9			5				
UNC	37	7400		1128-2260	.499	277-687	.403	724-998	.725	502	997	1499	40.5	662	706	594	142	362	3257	88.0
Opponents	37	7400		913-2274	.401	284-834	.341	490-689	.711	452	770	1222	33.0	808	500	658	173	328	2600	70.3

2005-06

Overall: 23-8, ACC: 12-4 (2nd), NCAA 2nd round, No. 10 in media and No. 14 in coaches' polls

Player	GP-GS	MIN	AVE	FG	FG%	3FG	3FG%	FT	FT%	OFF	DEF	REB	AVG	PF	A	TO	BL	ST	PTS	AVG
Hansbrough, Tyler	31-30	943	30.4	199-349	.570	2-4	.500	187-253	.739	111	132	243	7.8	88	40	77	23	38	587	18.9
Terry, Reyshawn	31-30	750	24.2	145-306	.474	45-118	.381	108-135	.800	60	132	192	6.2	93	42	82	27	30	443	14.3
Noel, David	31-31	1045	33.7	158-297	.532	39-92	.424	45-72	.625	76	135	211	6.8	84	107	95	23	34	400	12.9
Green, Danny	31-0	475	15.3	81-187	.433	27-76	.355	42-53	.792	36	80	116	3.7	50	33	41	32	21	231	7.5
Miller, Wes	31-16	711	22.9	70-160	.438	64-145	.441	18-25	.720	11	32	43	1.4	57	60	22	0	33	222	7.2
Frasor, Bobby	31-31	853	27.5	68-182	.374	27-87	.310	34-44	.773	12	57	69	2.2	45	136	75	7	29	197	6.4
Ginyard, Marcus	31-14	591	19.1	70-172	.407	10-41	.244	44-61	.721	30	52	82	2.6	30	38	43	1	29	194	6.3
Sanders, Byron	31-1	378	12.2	30-59	.508	0-0	—	16-44	.364	26	49	75	2.4	40	14	24	11	5	76	2.5
Thomas, Quentin	28-0	337	12.0	26-61	.426	0-5	.000	13-24	.542	3	47	50	1.8	31	78	37	2	19	65	2.3
Copeland, Mike	16-0	46	2.9	8-14	.571	0-0	—	8-12	.667	3	14	17	1.1	8	0	3	1	0	24	1.5
Robinson, Will	10-1	19	1.9	2-5	.400	0-0	—	3-4	.750	2	3	5	0.5	2	0	2	0	0	7	0.7
Burke, Dewey	11-0	17	1.5	2-6	.333	1-3	.333	1-2	.500	2	2	4	0.4	1	2	3	0	1	6	0.5
Wilkins, Thomas	10-1	19	1.9	2-4	.500	0-1	.000	0-2	.000	1	2	3	0.3	1	1	3	0	2	4	0.4
Wood, Surry	10-0	16	1.6	2-7	.286	0-1	.000	0-2	.000	2	11	13	1.3	1	1	2	0	1	4	0.4
Team										57	57	114	3.8	0		3				
UNC	31	6200		863-1809	.477	215-573	.375	519-733	.708	432	805	1237	39.9	531	552	512	127	242	2460	79.4
Opponents	31	6200		779-1894	.411	200-605	.331	370-522	.709	377	609	986	31.8	639	406	465	114	282	2128	68.6

2006-07

Overall: 31-7, ACC: 11-5 (T-1st), NCAA Final 8, No. 4 in media and No. 5 in coaches' polls

Player	GP-GS	MIN	AVE	FG	FG%	3FG	3FG%	FT	FT%	OFF	DEF	REB	AVG	PF	A	TO	BL	ST	PTS	AVG
Hansbrough, Tyler	38-38	1136	29.9	228-434	.525	1-4	.250	242-315	.768	117	184	301	7.9	90	45	74	17	41	699	18.4
Wright, Brandon	37-37	1013	27.4	228-353	.646	0-0	—	89-157	.567	77	152	229	6.2	55	37	59	65	36	545	14.7
Ellington, Wayne	38-37	909	23.9	164-379	.433	66-178	.371	51-61	.836	28	81	109	2.9	49	79	47	1	29	445	11.7
Lawson, Ty	38-31	977	25.7	141-282	.500	31-87	.356	75-109	.688	27	85	112	2.9	90	213	83	4	58	388	10.2
Terry, Reyshawn	38-36	817	21.5	130-263	.494	45-103	.437	65-88	.739	47	157	204	5.4	85	63	69	24	27	370	9.7
Green, Danny	37-0	505	13.6	65-158	.411	24-81	.296	39-46	.848	31	72	103	2.8	52	42	31	25	24	193	5.2
Thompson, Deon	38-1	473	12.4	77-138	.558	0-0	.000	24-37	.649	40	53	93	2.4	67	16	36	17	18	178	4.7
Ginyard, Marcus	37-2	625	16.9	53-112	.473	3-11	.273	42-53	.792	54	64	118	3.2	53	56	42	5	39	151	4.1
Miller, Wes	38-1	403	10.6	28-87	.322	27-81	.333	11-15	.733	4	14	18	0.5	26	43	15	0	12	94	2.5
Stepheson, Alex	38-0	242	6.4	30-60	.500	0-0	—	18-35	.514	30	54	84	2.2	29	3	16	12	1	78	2.1
Frasor, Bobby	28-6	283	10.1	25-62	.403	14-38	.368	3-8	.375	2	18	20	0.7	22	46	21	0	15	67	2.4
Copeland, Mike	20-0	43	2.2	7-14	.500	0-0	—	4-6	.667	6	9	15	0.8	4	5	1	1	2	18	0.9
Thomas, Quentin	27-0	164	6.1	5-16	.313	0-2	.000	4-6	.667	1	24	25	0.9	21	47	21	2	6	14	0.5
Burke, Dewey	21-1	32	1.5	4-14	.286	4-14	.286	2-4	.500	0	4	4	0.2	3	0	4	0	0	14	0.7
Wood, Surry	19-0	28	1.5	2-7	.286	0-1	.000	0-0	—	3	7	10	0.5	0	1	1	0	1	4	0.2
Team										55	51	106	2.8	1		4				
UNC	38	7650		1187-2379	.499	215-600	.358	669-940	.712	522	1029	1551	40.8	647	696	524	173	309	3258	85.7
Opponents	38	7650		962-2311	.416	254-751	.338	430-646	.666	425	802	1227	32.3	792	509	613	152	284	2608	68.6

2007-08

Overall: 36-3, ACC: 14-2 (1st), NCAA Final 4, No. 1 in media and No. 3 in coaches' polls

Player	GP-GS	MIN	AVE	FG	FG%	3FG	3FG%	FT	FT%	OFF	DEF	REB	AVG	PF	A	TO	BL	ST	PTS	AVG
Hansbrough, Tyler	39-39	1286	33.0	289-535	.540	0-7	.000													

2008-09

Overall: 34-4, ACC: 13-3 (1st), NCAA Champion, No. 2 in media and No. 1 in coaches' polls

Player	GP-GS	MIN	AVE	FG	FG%	3FG	3FG%	FT	FT%	OFF	DEF	REB	AVG	PF	A	TO	BL	ST	PTS	AVG
Hansbrough, Tyler	34-34	1029	30.3	223-434	.514	9-23	.391	249-296	.841	103	173	276	8.1	77	34	63	12	42	704	20.7
Lawson, Ty	35-35	1048	29.9	182-342	.532	51-108	.472	166-208	.798	23	81	104	3.0	59	230	66	5	75	581	16.6
Ellington, Wayne	38-37	1155	30.4	215-445	.483	85-204	.417	87-112	.777	57	129	186	4.9	57	101	62	6	36	602	15.8
Green, Danny	38-38	1040	27.4	184-391	.471	77-184	.418	52-61	.852	70	108	178	4.7	84	104	63	51	67	497	13.1
Thompson, Deon	38-37	943	24.8	164-333	.492	0-0	—	73-113	.646	70	146	216	5.7	85	26	48	40	35	401	10.6
Davis, Ed	38-2	716	18.8	99-191	.518	0-0	—	55-96	.573	83	167	250	6.6	74	22	40	65	14	253	6.7
Graves, Will	20-0	224	11.2	31-71	.437	10-36	.278	8-9	.889	22	29	51	2.6	32	15	23	2	7	80	4.0
Zeller, Tyler	15-2	117	7.8	17-36	.472	0-0	—	13-17	.765	11	19	30	2.0	20	3	8	3	3	47	3.1
Frasor, Bobby	38-4	662	17.4	37-111	.333	20-73	.274	6-13	.462	23	52	75	2.0	52	54	26	5	22	100	2.6
Drew II, Larry	38-0	364	9.6	20-57	.351	6-26	.231	7-17	.412	5	36	41	1.1	36	74	45	1	15	53	1.4
Ginyard, Marcus	3-0	37	12.3	1-4	.250	0-0	—	2-4	.500	6	2	8	2.7	5	4	3	0	2	4	1.3
Tanner, J.B.	21-0	45	2.1	8-19	.421	5-14	.357	2-6	.333	2	5	7	0.3	4	1	1	0	1	23	1.1
Moody, Patrick	21-0	44	2.1	7-12	.583	0-0	—	8-13	.615	4	11	15	0.7	7	0	3	3	2	22	1.0
Copeland, Mike	17-1	42	2.5	4-16	.250	0-2	.000	5-5	1.000	4	9	13	0.8	8	1	2	0	0	13	0.8
Watts, Justin	27-0	85	3.1	8-33	.242	0-6	.000	3-7	.429	7	13	20	0.7	6	5	9	3	2	19	0.7
Wooten, Jack	19-0	37	1.9	4-11	.364	1-5	.200	1-4	.250	0	5	5	0.3	1	2	2	0	0	10	0.5
Campbell, Marc	20-0	37	1.9	1-3	.333	0-1	.000	2-2	1.000	1	4	5	0.3	2	9	7	0	2	4	0.2
Team										65	52	117				1				
UNC	38	7625		1205-2509	.480	264-682	.387	739-983	.752	556	1041	1597	42.0	609	685	472	196	325	3413	89.8
Opponents	38	7625		1013-2468	.410	274-814	.337	435-627	.694	494	863	1357	35.7	785	518	605	167	266	2735	72.0

2009-10

Overall: 20-17, ACC: 5-11 (T-9th), NIT Finalist

Player	GP-GS	MIN	AVE	FG	FG%	3FG	3FG%	FT	FT%	OFF	DEF	REB	AVG	PF	A	TO	BL	ST	PTS	AVG
Thompson, Deon	37-37	994	26.9	196-405	.484	0-2	.000	115-166	.693	106	141	247	6.7	80	31	65	33	38	507	13.7
Davis, Ed	23-23	641	27.9	111-192	.578	0-0	—	87-132	.659	66	154	220	9.6	42	22	46	64	10	309	13.4
Graves, Will	36-34	874	24.3	115-314	.366	73-197	.371	50-62	.806	55	112	167	4.6	62	32	33	7	23	353	9.8
Zeller, Tyler	27-0	469	17.4	100-192	.521	0-2	.000	52-72	.722	52	73	125	4.6	49	7	34	24	14	252	9.3
Drew, Larry	37-36	1064	28.8	107-266	.402	38-108	.352	63-104	.606	13	86	99	2.7	71	222	120	1	29	315	8.5
Ginyard, Marcus	33-31	1009	30.6	91-224	.406	25-81	.309	47-70	.671	55	105	160	4.8	56	92	65	4	44	254	7.7
Henson, John	37-12	586	15.8	88-181	.486	4-18	.222	32-73	.438	60	103	163	4.4	39	34	45	60	26	212	5.7
Strickland, Dexter	36-4	625	17.4	67-155	.432	8-33	.242	54-78	.692	6	49	55	1.5	61	71	61	3	33	196	5.4
Wear, Travis	32-1	324	10.1	43-104	.413	2-6	.333	23-31	.742	36	33	69	2.2	35	7	24	2	8	111	3.5
McDonald, Leslie	34-0	350	10.3	42-136	.309	11-53	.208	19-29	.655	17	33	50	1.5	31	22	18	5	8	114	3.4
Wear, David	27-2	280	10.4	31-71	.437	8-16	.500	9-16	.563	17	28	45	1.7	20	11	20	2	7	79	2.9
Watts, Justin	23-2	143	6.2	15-37	.405	4-9	.444	6-14	.429	8	11	19	0.8	12	18	15	4	5	40	1.7
Thornton, Thomas	12-1	25	2.1	2-6	.333	2-5	.400	0-2	.000	1	2	3	0.3	3	1	3	0	1	6	0.5
Petree, Terrence	12-0	17	1.4	3-4	.750	0-0	—	0-2	.000	1	5	6	0.5	1	1	2	0	0	6	0.5
Campbell, Marc	12-1	31	2.6	1-6	.167	1-5	.200	1-2	.500	0	1	1	0.1	1	4	5	0	3	4	0.3
Gallagher, James	12-1	19	1.6	0-1	.000	0-0	—	0-1	.000	1	2	3	0.3	1	2	0	0	1	0	0.0
Team										64	57	121				6				
UNC	37	7451		1012-2294	.441	176-535	.329	558-854	.653	558	995	1553	42.0	564	577	562	209	250	2758	74.5
Opponents	37	7451		984-2389	.412	284-829	.343	409-585	.699	484	870	1354	36.6	713	536	508	168	318	2661	71.9

2010-11, Overall: 29-8, ACC: 14-2 (1st), NCAA Final 8, No. 7 in media and No. 8 in coaches' polls

Player	GP-GS	MIN	AVE	FG	FG%	3FG	3FG%	FT	FT%	OFF	DEF	REB	AVG	PF	A	TO	BL	ST	PTS	AVG
Zeller, Tyler	37-36	1041	28.1	210-384	.547	0-0	—	161-211	.763	107	161	268	7.2	100	23	50	45	27	581	15.7
Barnes, Harrison	37-36	1087	29.4	210-497	.423	67-195	.344	93-124	.750	75	141	216	5.8	72	53	72	16	27	580	15.7
Henson, John	37-36	989	26.7	182-364	.500	1-6	.167	68-142	.479	120	254	374	10.1	65	30	76	118	22	433	11.7
Strickland, Dexter	37-36	1000	27.0	94-206	.456	8-32	.250	83-121	.686	34	82	116	3.1	71	82	54	0	46	279	7.5
McDonald, Leslie	36-0	565	15.7	86-223	.386	51-134	.381	29-39	.744	28	49	77	2.1	63	20	30	2	19	252	7.0
Marshall, Kendall	37-20	912	24.6	76-182	.418	20-53	.377	58-84	.690	6	71	77	2.1	50	230	92	3	40	230	6.2
Bullock, Reggie	27-0	392	14.5	62-169	.367	29-98	.296	13-23	.565	22	54	76	2.8	25	16	13	3	18	166	6.1
Knox, Justin	37-1	534	14.4	63-120	.525	0-0	—	43-67	.642	40	78	118	3.2	70	13	42	12	8	169	4.6
Drew, Larry	21-17	479	22.8	33-86	.384	6-29	.207	21-31	.677	4	45	49	2.3	41	82	38	0	23	93	4.4
Watts, Justin	34-0	314	9.2	21-56	.375	7-21	.333	16-30	.533	22	42	64	1.9	29	18	15	4	2	65	1.9
Crouch, Patrick	12-0	20	1.7	4-8	.500	1-3	.333	0-0	—	0	1	1	0.1	5	0	3	0	0	9	0.8
Bolick, Daniel	14-1	19	1.4	1-4	.250	0-1	.000	4-4	1.000	0	5	5	0.4	1	2	1	0	0	6	0.4
Johnston, D.J.	13-1	21	1.6	2-8	.250	0-1	.000	0-0	—	2	6	8	0.6	0	1	1	1	0	4	0.3
Hatchell, Van	11-1	16	1.5	0-5	.000	0-4	.000	1-2	.500	1	3	4	0.4	2	1	2	0	0	1	0.1
Dupont, David	12-0	18	1.5	0-4	.000	0-3	.000	0-0	—	2	3	5	0.4	1	1	1	0	0	0	0.0
Cooper, Stewart	12-0	17	1.4	0-2	.000	0-0	—	0-0	—	1	3	4	0.3	2	1	1	0	0	0	0.0
Team										61	55	116				2				
UNC	37	7424		1044-2318	.450	190-580	.328	590-878	.672	525	1053	1578	42.6	597	573	493	204	232	2868	77.5
Opponents	37	7424		948-2339	.405	267-806	.331	382-580	.659	454	889	1343	36.3	744	475	528	114	278	2545	68.8

2011-12

Overall: 32-6, ACC: 14-2 (1st), NCAA Final 8, No. 4 in media and No. 6 in coaches' polls

Player	GP-GS	MIN	AVE	FG	FG%	3FG	3FG%	FT	FT%	OFF	DEF	REB	AVG	PF	A	TO	BL	ST	PTS	AVG
Barnes, Harrison	38-37	1111	29.2	229-521	.440	49-137	.358	141-195	.723	74	124	198	5.2	68	43	74	13	41	648	17.1
Zeller, Tyler	38-38	1070	28.2	220-398	.553	0-0	—	181-224	.808	146	219	365	9.6	102	36	73	58	34	621	16.3
Henson, John	35-34	1019	29.1	205-410	.500	0-0	—	69-135	.511	89	259	348	9.9	55	44	45	101	20	479	13.7
Bullock, Reggie	38-18	965	25.4	124-290	.428	71-186	.382	16-22	.727	63	130	193	5.1	46	52	38	8	25	335	8.8
Marshall, Kendall	36-35	1188	33.0	105-225	.467	28-79	.354	55-79	.696	6	88	94	2.6	56	351	101	6	43	293	8.1
Strickland, Dexter	19-19	461	24.3	57-100	.570	0-2	.000	28-42	.667	10	29	39	2.1	29	39	26	3	25	142	7.5
McAdoo, James M	38-3	594	15.6	85-196	.434	0-0	—	60-94	.638	53	94	147	3.9	53	11	29	13	33	230	6.1
Hairston, P.J.	37-0	482	13.0	61-198	.308	38-139	.273	52-62	.839	28	53	81	2.2	54	28	27	6	14	212	5.7

2012-13

Overall: 25-11, ACC: 12-6 (3rd), NCAA 2nd Round

Player	GP-GS	MIN	AVE	FG	FG%	3FG	3FG%	FT	FT%	OFF	DEF	REB	AVG	PF	A	TO	BL	ST	PTS	AVG
Hairston, P.J.	34-14	804	23.6	159-369	.431	89-225	.396	88-113	.779	65	82	147	4.3	64	46	39	14	43	495	14.6
McAdoo James M	36-36	1076	29.9	209-470	.445	0-2	.000	100-173	.578	89	174	263	7.3	84	41	96	14	54	518	14.4
Bullock, Reggie	35-35	1100	31.4	172-356	.483	88-202	.436	56-73	.767	71	155	226	6.5	50	101	43	10	44	488	13.9
Paige, Marcus	35-34	1021	29.2	95-267	.356	45-131	.344	51-61	.836	8	86	94	2.7	61	161	86	5	48	286	8.2
Strickland, Dexter	36-36	1005	27.9	105-241	.436	4-23	.174	68-98	.694	20	67	87	2.4	56	150	47	3	42	282	7.8
McDonald, Leslie	30-1	530	17.7	71-199	.357	42-117	.359	31-39	.795	21	41	62	2.1	42	36	20	3	16	215	7.2
Johnson, Brice	36-2	380	10.6	90-176	.511	0-0	-	15-26	.577	33	82	115	3.2	56	10	19	19	17	195	5.4
Tokoto, J.P.	35-0	302	8.6	40-82	.488	1-11	.091	10-26	.385	27	32	59	1.7	27	26	31	5	17	91	2.6
James, Joel	30-3	281	9.4	30-58	.517	0-0	-	9-16	.563	27	45	72	2.4	35	6	20	10	7	69	2.3
Simmons, Jackson	32-0	234	7.3	25-38	.658	0-0	-	9-14	.643	28	27	55	1.7	25	8	6	4	2	59	1.8
Hubert, Desmond	36-18	338	9.4	19-35	.543	0-0	-	3-14	.214	26	34	60	1.7	27	4	13	30	8	41	1.1
Davis, Luke	20-0	82	4.1	2-2	1.000	2-2	1.000	2-2	1.000	0	4	4	0.2	6	24	7	0	3	8	0.4
Moody, Wade	13-0	18	1.4	2-7	.286	1-3	.333	0-0	-	1	0	1	0.1	2	2	4	0	1	5	0.4
Manor, James	12-0	17	1.4	2-11	.182	0-4	.000	0-0	-	2	1	3	0.3	1	0	0	0	1	4	0.3
Robinson, Denzel	12-0	17	1.4	1-2	.500	0-0	-	0-0	-	2	2	4	0.3	0	0	1	0	0	2	0.2
Tanner, Frank	13-1	20	1.5	1-8	.125	0-3	.000	0-0	-	2	0	2	0.2	2	1	3	0	0	2	0.2
Team										66	67	133				7			2	
UNC	36	7225		1023-2321	.441	272-723	.376	442-655	.675	488	899	1387	38.5	538	616	442	117	303	2762*	76.7
Opponents	36	7225		918-2170	.423	248-717	.346	408-581	.702	417	911	1328	36.9	599	439	558	134	244	2492	69.2

* two UNC points on 3/3/2013 were scored by a Florida State player

2013-14

Overall: 24-10, ACC: 13-5 (T-3rd), NCAA 2nd Round, No. 19 in media and No. 21 in coaches' polls

Player	GP-GS	MIN	AVE	FG	FG%	3FG	3FG%	FT	FT%	OFF	DEF	REB	AVG	PF	A	TO	BL	ST	PTS	AVG
Paige, Marcus	34-33	1211	35.6	191-434	.440	86-221	.389	128-146	.877	18	91	109	3.2	68	143	73	7	51	596	17.5
McAdoo, James M	34-34	1023	30.1	173-378	.458	0-7	.000	138-257	.537	90	140	230	6.8	92	59	48	31	45	484	14.2
McDonald, Leslie	25-18	677	27.1	88-228	.386	43-138	.312	41-66	.621	10	39	49	2.0	73	37	28	2	11	260	10.4
Johnson, Brice	34-2	661	19.4	150-265	.566	0-0	-	51-82	.622	77	132	209	6.1	95	30	40	43	25	351	10.3
Tokoto, J.P.	34-33	975	28.7	129-264	.489	8-36	.222	49-98	.500	65	132	197	5.8	92	103	64	18	55	315	9.3
Meeks, Kennedy	34-17	553	16.3	103-188	.548	0-0	-	51-87	.586	80	127	207	6.1	58	27	35	27	11	257	7.6
Britt, Nate	34-16	711	20.9	58-158	.367	3-12	.250	54-68	.794	7	42	49	1.4	84	80	58	3	37	173	5.1
James, Joel	30-13	236	7.9	19-49	.388	0-0	-	14-18	.778	30	51	81	2.7	37	6	18	4	2	52	1.7
Hicks, Isaiah	34-0	249	7.3	15-36	.417	1-5	.200	11-19	.579	14	21	35	1.0	35	7	14	12	5	42	1.2
Manor, James	8-1	13	1.6	3-6	.500	2-4	.500	0-0	-	0	2	2	0.3	1	1	0	1	0	8	1.0
Simmons, Jackson	32-1	184	5.8	11-20	.550	0-0	-	10-20	.500	13	21	34	1.1	20	9	4	1	5	32	1.0
Moody, Wade	12-1	25	2.1	3-6	.500	3-5	.600	0-0	-	0	0	0	0.0	3	6	1	0	0	9	0.8
Hubert, Desmond	31-0	189	6.1	7-15	.467	0-0	-	5-17	.294	17	17	34	1.1	21	3	8	12	0	19	0.6
Robinson, Denzel	8-1	13	1.6	1-2	.500	0-0	-	0-0	-	1	4	5	0.6	1	1	1	0	0	2	0.3
Davis, Luke	21-0	130	6.2	2-8	.250	0-6	.000	0-4	.000	1	7	8	0.4	10	11	6	0	2	4	0.2
Team										60	41	101				8				
UNC	34	6850		953-2057	.463	146-434	.336	552-882	.626	483	867	1350	39.7	690	523	406	161	249	2604	76.6
Opponents	34	6850		810-1949	.416	211-665	.317	541-807	.670	395	784	1179	34.7	717	374	462	136	202	2372	69.8

2014-15

Overall: 26-12, ACC: 11-7 (5th), NCAA Final 16, No. 15 in media and No. 12 in coaches' polls

Player	GP-GS	MIN	AVE	FG	FG%	3FG	3FG%	FT	FT%	OFF	DEF	REB	AVG	PF	A	TO	BL	ST	PTS	AVG
Paige, Marcus	38-38	1263	33.2	172-416	.413	94-238	.395	96-111	.865	14	96	110	2.9	62	170	73	8	65	534	14.1
Johnson, Brice	38-37	940	24.7	207-366	.566	0-0	-	78-115	.678	89	206	295	7.8	112	35	58	42	26	492	12.9
Meeks, Kennedy	37-32	862	23.3	168-299	.562	0-1	.000	84-131	.641	95	176	271	7.3	98	39	58	46	23	420	11.4
Jackson, Justin	38-37	1014	26.7	157-329	.477	28-92	.304	66-93	.710	52	87	139	3.7	55	88	52	19	20	408	10.7
Tokoto, J.P.	38-34	1106	29.1	116-271	.428	12-32	.375	72-117	.615	61	152	213	5.6	91	163	85	13	56	316	8.3
Hicks, Isaiah	38-3	562	14.8	99-182	.544	0-1	.000	54-87	.621	56	57	113	3.0	95	11	34	15	9	252	6.6
Britt, Nate	38-3	582	15.3	61-159	.384	26-71	.366	60-68	.882	11	43	54	1.4	69	57	38	1	18	208	5.5
Berry II, Joel	30-0	397	13.2	40-99	.404	17-48	.354	28-37	.757	3	23	26	0.9	44	46	21	1	12	125	4.2
Pinson, Theo	24-1	300	12.5	25-68	.368	7-26	.269	11-18	.611	21	51	72	3.0	22	37	17	5	14	68	2.8
James, Joel	38-3	382	10.1	41-91	.451	0-0	-	12-18	.667	25	47	72	1.9	52	6	20	9	4	94	2.5
Seymore, Sasha	6-0	11	1.8	2-4	.500	0-0	-	3-4	.750	1	1	2	0.3	2	0	3	0	0	7	1.2
Simmons, Jackson	28-1	102	3.6	9-13	.692	0-0	-	3-4	.750	7	5	12	0.4	17	1	2	0	2	21	0.8
Hubert, Desmond	21-0	81	3.9	2-5	.400	0-0	-	3-9	.333	10	12	22	1.0	14	1	6	1	1	7	0.3
Coleman, Justin	10-0	19	1.9	0-6	.000	0-4	.000	1-2	.500	1	2	3	0.3	1	3	1	0	0	1	0.1
White, Stilman	9-0	23	2.6	0-1	.000	0-1	.000	0-0	-	1	0	1	0.1	2	3	0	0	0	0	0.0
Davis, Luke	3-1	4	1.3	0-0	-	0-0	-	0-0	-	0	0	0	0.0	1	1	0	0	0	0	0.0
Dalton, Spenser	2-0	2	1.0	0-0	-	0-0	-	0-0	-	0	0	0	0.0	0	0	0	0	1	0	0.0
Team										79	57	136		1		13				
UNC	38	7650		1099-2309	.476	184-514	.358	571-814	.701	526	1015	1541	40.6	738	661	481	160	251	2953	77.7
Opponents	38	7650		889-2232	.398	247-822	.300	591-843	.701	460	790	1250	32.9	693	466	468	147	255	2616	68.8

2015-16

Overall: 33-7, ACC: 14-4 (1st), NCAA Finalist, No. 3 in media and No. 2 in coaches' polls

Player	GP-GS	MIN	AVE	FG	FG%	3FG	3FG%	FT	FT%	OFF	DEF	REB	AVG	PF	A	TO	BL	ST	PTS	AVG
Johnson, Brice	40-39	1121	28.0	267-435	.614	0-0	-	144-184	.783	115	301	416	10.4	106	58	71	59	43	678	17.0
Berry II, Joel	40-39	1228	30.7	177-397	.446	68-178	.382	91-105	.867	26	108	134	3.4	89	151	62	9	58	513	12.8
Paige, Marcus	34-34	1075	31.6	141-354	.398	74-208	.356	72-93	.774	15	71	86	2.5	51	128	42	15	39	428	12.6
Jackson, Justin	40-38	1135	28.4	194-416	.466	35-120	.292	64-96	.667	71	85	156	3.9	69	113	42	17	25	487	12.2
Meeks, Kennedy	33-28	679	20.6	131-239	.548	0-0	-	42-61	.689	80	116	196	5.9	74	35	46	34	27	304	9.2
Hicks, Isaiah	40-3	723	18.1	132-215	.614	0-0	-	93-123	.756	79	106	185	4.6	121	27	47	23	20	357	8.9
Britt, Nate	39-0	600	15.4	73-190	.384	26-81	.321	40-50	.800	13	44	57	1.5	46	68	34	0	25	212	5.4
Pinson, Theo	40-7	747	18.7	59-146	.404	18-62	.290	45-67	.672	43	84	127	3.2	69	115	49	10	24	181	4.5
James, Joel	37-10	289	7.8	34-75	.453	0-0	-	12-23	.522	35	49	84	2.3	45	0	15	7	1	80	2.2
Maye, Luke	33-0	178	5.4	15-40	.375	2-7	.286	6-14	.429	24	30	54	1.6	26	7	10	3	3	38	1.2
Williams, Kenny	30-0	122	4.1	8-22	.364	1-3	.077	6-6	1.000	4	7	11	0.4	11	6	1	0	3	23	0.8
Coleman, Justin	14-1	17	1.2	1-4	.250	0-2	.000	1-2	.500	0	1	1	0.1	2	1	1	0	0	3	0.2
White, Stilman	18-0	30	1.7	1-8	.125	0-2	.000	1-2	.500	4	2	6	0.3	5	2	2	0	0	3	0.2
Coker, Kanler	13-0	16	1.2	1-4	.250	0-2	.000	0-0	-	1	6	7	0.5	2	1	2	0	0	2	0.2
Dalton, Spenser	18-1	21	1.2	1-9	.111	0-7	.000	0-0	-	1	1	2	0.1	1	0	1	0	0	2	0.1
Egbuna, Toby	16-0	19	1.2	0-7	.000	0-3	.000	0-0	-	0	2	2	0.1	1	0	1	0	1	0	0.0
Team										57	43	100				5				
UNC	40	8000		1235-2561	.482	224-685	.327	617-826	.747	568	1056	1624	40.6	718	712	431	177	269	3311	82.8
Opponents	40	8000		993-2385	.416	308-850	.362	505-725	.697	451	829	1280	32.0	734	434	511	122	225	2801	70.0

2016-17

Overall: 33-7, ACC: 14-4 (1st), NCAA Champions, No. 5 in media and No. 1 in coaches' polls

Player	GP-GS	MIN	AVE	FG	FG%	3FG	3FG%	FT	FT%	OFF	DEF	REB	AVG	PF	A	TO	BL	ST	PTS	AVG
Jackson, Justin	40-39	1280	32.0	264-596	.443	105-284	.370	98-131	.748	58	128	186	4.7	55	113	68	9	31	731	18.3
Berry II, Joel	38-37	1155	30.4	182-427	.426	88-230	.383	106-137	.774	16	102	118	3.1	84	138	72	5	53	558	14.7
Meeks, Kennedy	40-40	973	24.3	206-371	.555	0-0	-	89-143	.622	152	226	378	9.5	94	41	48	47	38	501	12.5
Hicks, Isaiah	39-39	907	23.3	174-302	.576	0-0	-	113-145	.779	72	141	213	5.5	119	55	64	29	16	461	11.8
Bradley, Tony	38-0	555	14.6	102-178	.573	0-0	-	65-105	.619	98	97	195	5.1	69	23	25	22	10	269	7.1
Williams, Kenny	26-22	617	23.7	58-139	.417	27-80	.338	19-30	.633	34	52	86	3.3	40	56	30	8	23	162	6.2
Pinson, Theo	21-13	500	23.8	43-113	.381	9-38	.237	33-47	.702	28	69	97	4.6	37	77	31	4	18	128	6.1
Maye, Luke	35-1	497	14.2	78-163	.479	16-40	.400	22-38	.579	58	80	138	3.9	63	41	30	7	15	194	5.5
Britt, Nate	40-7	760	19.0	64-181	.354	26-78	.333	27-37	.730	11	62	73	1.8	71	94	37	2	41	181	4.5
Robinson, Brandon	37-0	281	7.8	22-64	.344	7-30	.233	18-27	.667	11	32	43	1.2	31	28	14	3	9	69	1.9
Woods, Seventh	40-0	309	7.7	17-60	.283	2-11	.182	25-41	.610	6	49	55	1.4	28	49	42	2	21	61	1.5
White, Stilman	27-1	97	3.6	10-20	.500	2-4	.500	16-18	.889	5	6	11	0.4	9	5	3	0	3	38	1.4
Rush, Shea	20-0	33	1.7	4-14	.286	1-3	.333	6-12	.500	1	3	4	0.2	4	0	2	1	3	15	0.8
Coker, Kanler	21-1	28	1.3	2-4	.500	0-0	-	5-5	1.000	2	2	4	0.2	6	1	1	0	1	9	0.4
Rohlman, Aaron	20-0	33	1.7	0-1	.000	0-0	-	0-0	-	1	12	13	0.7	1	1	1	0	1	0	0.0
Team										77	58	135		1		5				
UNC	40	8025		1226-2633	.466	283-798	.355	642-916	.701	630	1119	1749	43.7	712	722	473	139	283	3377	84.4
Opponents	40	8025		982-2377	.413	319-939	.340	541-746	.725	367	890	1257	31.4	782	458	544	177	249	2824	70.6

2017-18

Overall: 26-11, ACC: 11-7 (Tied 3rd), NCAA 2nd Round, No. 10 in media and No. 14 in coaches' polls

Player	GP-GS	MIN	AVE	FG	FG%	3FG	3FG%	FT	FT%	OFF	DEF	REB	AVG	PF	A	TO	BL	ST	PTS	AVG
Berry II, Joel	36-36	1193	33.1	208-525	.396	93-270	.344	108-121	.893	20	107	127	3.5	58	116	68	12	42	617	17.1
Maye, Luke	37-37	1193	32.2	251-516	.486	50-116	.431	73-117	.624	113	260	373	10.1	92	88	69	38	36	625	16.9
Johnson, Cameron	26-20	762	29.3	113-265	.426	47-138	.341	50-59	.847	44	78	122	4.7	45	60	27	5	18	323	12.4
Williams, Kenny	37-36	1149	31.1	156-321	.486	72-179	.402	38-54	.704	39	97	136	3.7	69	88	40	18	38	422	11.4
Pinson, Theo	37-37	1100	29.7	130-275	.473	12-53	.226	108-132	.818	55	185	240	6.5	84	187	89	20	40	380	10.3
Manley, Sterling	37-0	369	10.0	73-129	.566	0-0	-	54-78	.692	49	84	133	3.6	44	11	32	24	2	200	5.4
Brooks, Garrison	37-16	540	14.6	65-123	.528	0-0	-	37-63	.587	61	67	128	3.5	68	20	33	11	11	167	4.5
Felton, Jalek	22-1	213	9.7	24-62	.387	11-35	.314	4-6	.667	2	18	20	0.9	11	35	24	2	8	63	2.9
Platek, Andrew	35-0	264	7.5	27-55	.491	10-27	.370	7-10	.700	15	24	39	1.1	21	18	10	2	3	71	2.0
Robinson, Brandon	35-0	302	8.6	21-56	.375	9-23	.391	10-14	.714	20	28	48	1.4	45	22	16	5	6	61	1.7
Huffman, Brandon	29-0	98	3.4	19-35	.543	0-0	-	9-16	.563	17	24	41	1.4	18	1	12	8	0	47	1.6
Woods, Seventh	20-0	140	7.0	9-30	.300	0-4	.000	4-5	.800	1	13	14	0.7	21	20	12	1	6	22	1.1
Rush, Shea	20-0	29	1.5	3-12	.250	1-3	.333	0-0	-	2	4	6	0.3	6	2	6	3	3	7	0.4
Rohlman, Aaron	21-1	30	1.4	3-3	1.000	0-0	-	0-1	.000	2	7	9	0.4	2	2	2	0	0	6	0.3
Miller, Walker	20-0	29	1.5	2-7	.286	0-0	-	1-1	1.000	1	6	7	0.4	3	4	1	2	0	5	0.3
Ma, Kane	12-1	13	1.1	1-3	.333	0-1	.000	0-0	-	0	1	1	0.1	0	0	0	0	0	2	0.2
Team										70	56	126				4				
UNC	37	7425		1105-2417	.457	305-849	.359	503-677	.743	511	1059	1570	42.4	587	674	445	151	213	3018	81.6
Opponents	37	7425		972-2297	.423	357-940	.380	410-597	.687	362	854	1216	32.9	658	541	433	176	228	2711	73.3

2018-19

Overall: 29-7, ACC: 16-2 (Tied 1st), NCAA Sweet 16, No. 3 in media and No. 9 in coaches' polls

Player	GP-GS	MIN	AVE	FG	FG%	3FG	3FG%	FT	FT%	OFF	DEF	REB	AVG	PF	A	TO	BL	ST	PTS	AVG
Johnson, Cameron	36-36	1078	29.9	211-417	.506	96-210	.457	90-110	.818	65	142	207	5.8	53	86	54	10	43	608	16.9
White, Coby	35-35	999	28.5	188-445	.422	82-232	.353	104-130	.800	12	112	124	3.5	68	143	93	11	38	562	16.1
Maye, Luke	36-36	1112	30.9	198-460	.430	36-125	.288	103-133	.774	92	285	377	10.5	93	84	71	20	23	535	14.9
Little, Nassir	36-0	654	18.2	131-273	.480	14-52	.269	77-100	.770	58	109	147	4.6	59	24	48	19	19	353	9.8
Williams, Kenny	36-36	1080	30.0	107-268	.399	43-146	.295	51-64	.797	40	99	139	3.9	64	126	59	11	34	308	8.6
Brooks, Garrison	36-36	829	23.0	116-202	.574	0-0	-	53-83	.639	82	120	202	5.6	104	45	30	18	20	285	7.9
Manley, Sterling	18-0	149	8.3	26-45	.578	0-0	-	11-20	.550	14	39	53	2.9	25</						

2019-20

Overall: 14-19, ACC: 6-14 (Tied 13th)

Player	GP-GS	MIN	AVE	FG	FG%	3FG	3FG%	FT	FT%	OFF	DEF	REB	AVG	PF	A	TO	BL	ST	PTS	AVG
Anthony, Cole	22-22	768	34.9	131-345	.380	49-141	.348	96-128	.750	10	115	125	5.7	64	88	77	6	29	407	18.5
Brooks, Garrison	32-31	1118	34.9	207-387	.535	2-7	.286	123-192	.641	103	170	273	8.5	82	63	66	17	17	539	16.8
Robinson, Brandon	24-23	724	30.2	93-225	.413	59-160	.369	38-46	.826	22	54	76	3.2	67	57	39	10	25	283	11.8
Bacot, Armando	32-32	780	24.4	114-243	.469	0-0	—	80-124	.645	87	176	263	8.2	81	39	55	36	16	308	9.6
Harris, Anthony	5-0	61	12.2	12-22	.545	3-7	.429	7-8	.875	3	2	5	1.0	6	3	2	0	4	34	6.8
Black, Leaky	32-31	954	29.8	80-223	.359	16-63	.254	32-46	.696	45	116	161	5.0	71	83	56	25	40	208	6.5
Keeling, Christian	33-9	632	19.1	86-200	.430	16-50	.320	24-32	.750	25	68	93	2.8	53	21	37	6	16	212	6.4
Pierce, Justin	32-2	591	18.5	62-166	.373	16-71	.225	19-35	.543	56	72	128	4.0	54	29	26	9	13	159	5.0
Platek, Andrew	31-9	555	17.9	45-124	.363	13-57	.228	18-30	.600	22	42	64	2.1	24	44	19	2	10	121	3.9
Francis, Jeremiah	16-3	217	13.6	15-66	.227	4-20	.200	18-26	.692	1	19	20	1.3	18	26	19	0	7	52	3.3
Huffman, Brandon	14-0	51	3.6	8-12	.667	0-0	—	2-5	.400	7	6	13	0.9	8	0	2	3	0	18	1.3
Smith, K.J.	21-3	121	5.8	5-20	.250	1-10	.100	7-8	.875	2	11	13	0.6	8	16	9	0	5	18	0.9
Rush, Shea	14-1	23	1.6	2-9	.222	2-8	.250	2-3	.667	1	3	4	0.3	2	0	4	1	0	8	0.6
Miller, Walker	22-0	62	2.7	4-10	.400	0-0	—	3-4	.750	4	10	14	0.6	7	2	5	1	0	11	0.5
Ellis, Caleb	11-0	13	1.3	1-3	.333	0-1	.000	0-0	—	1	1	2	0.2	1	0	0	0	0	2	0.2
McAdoo, Ryan	10-0	12	1.2	0-2	.000	0-0	—	1-2	.500	1	0	1	0.1	3	1	0	0	0	1	0.1
O'Han, Robbie	12-1	13	1.1	0-1	.000	0-0	—	0-0	—	0	1	1	0.1	1	0	1	0	1	0	0.0
Team										64	62	126				9			2	
UNC	33	6700		865-2058	.420	181-595	.304	470-689	.682	454	928	1382	41.9	550	472	426	116	183	2383*	72.2
Opponents	33	6700		843-2000	.422	277-824	.336	440-583	.755	296	836	1132	34.3	616	455	378	138	229	2403	72.8

* two UNC points on 11/6/2019 were scored by a Notre Dame player

2020-21

Overall: 18-11, ACC: 10-6 (Tied 5th), NCAA 1st Round

Player	GP-GS	MIN	AVE	FG	FG%	3FG	3FG%	FT	FT%	OFF	DEF	REB	AVG	PF	A	TO	BL	ST	PTS	AVG
Bacot, Armando	29-28	660	22.8	137-218	.628	0-1	.000	83-125	.664	92	135	227	7.8	65	23	41	26	19	357	12.3
Love, Caleb	29-26	806	27.8	104-329	.316	34-128	.266	63-78	.808	11	64	75	2.6	62	104	91	10	34	305	10.5
Brooks, Garrison	28-25	782	27.9	112-239	.469	4-8	.500	57-94	.606	65	129	194	6.9	76	39	45	23	20	285	10.2
Sharpe, Day'Ron	29-4	559	19.3	112-216	.519	0-2	.000	51-101	.505	98	122	220	7.6	59	42	57	26	23	275	9.5
Davis, RJ	29-10	644	22.2	79-226	.350	32-99	.323	55-67	.821	12	54	66	2.3	44	56	54	2	19	245	8.4
Walton, Kerwin	29-20	607	20.9	79-178	.444	58-138	.420	21-25	.840	8	42	50	1.7	30	53	34	5	15	237	8.2
Black, Leaky	29-28	796	27.4	58-158	.367	10-45	.222	36-52	.692	39	104	143	4.9	54	70	37	10	36	162	5.6
Kessler, Walker	29-0	254	8.7	52-90	.578	1-4	.250	22-41	.537	45	49	94	3.2	35	9	16	25	15	127	4.4
Platek, Andrew	29-2	382	13.2	37-94	.394	18-55	.327	15-18	.833	21	27	48	1.7	32	25	23	5	13	107	3.7
Harris, Anthony	16-0	174	10.9	19-43	.442	4-16	.250	9-17	.529	6	10	16	1.0	20	20	11	0	9	51	3.2
Johnson, Puff	14-0	59	4.2	6-14	.429	1-9	.111	2-2	1.000	1	6	7	0.5	5	1	2	1	1	15	1.1
Lebo, Creighton	7-0	10	1.5	3-4	.750	0-1	.000	0-0	—	1	1	2	0.3	0	0	1	0	0	6	0.9
Manley, Sterling	3-0	5	1.6	1-2	.500	0-0	—	0-0	—	1	0	1	0.3	0	0	0	3	0	2	0.7
Miller, Walker	7-1	17	2.4	1-3	.333	0-0	—	2-2	1.000	1	2	3	0.4	3	0	1	1	0	4	0.6
Smith, K.J.	9-1	21	2.3	1-6	.167	0-1	.000	1-2	.500	0	5	5	0.6	1	0	1	0	0	3	0.3
Farris, Duwe	6-0	8	1.3	0-2	.000	0-0	—	0-0	—	1	1	2	0.3	0	0	0	0	0	0	0.0
McAdoo, Ryan	9-0	17	1.9	0-4	.000	0-2	.000	0-0	—	0	1	1	0.1	0	1	1	0	0	0	0.0
Team										55	34	89				9				
UNC	29	5800		801-1826	.439	162-509	.318	417-624	.668	457	786	1243	42.9	486	443	424	137	204	2181	75.2
Opponents	29	5800		735-1734	.424	233-666	.350	325-466	.697	282	660	942	32.5	526	376	396	133	247	2028	69.9

2021-22

Overall: 29-10, ACC: 15-5 (Tied 2th), NCAA Finalist

Player	GP-GS	MIN	AVE	FG	FG%	3FG	3FG%	FT	FT%	OFF	DEF	REB	AVG	PF	A	TO	BL	ST	PTS	AVG
Bacot, Armando	39-39	1237	31.7	244-429	.569	1-8	.125	146-218	.670	163	348	511	13.1	112	59	77	65	33	635	16.3
Love, Caleb	39-38	1331	34.1	198-534	.371	93-258	.360	132-153	.863	8	125	133	3.4	68	139	106	9	37	621	15.9
Manek, Brady	39-27	1187	30.4	219-444	.493	98-243	.403	53-76	.697	58	179	237	6.1	65	70	59	27	23	589	15.1
Davis, RJ	39-39	1321	33.9	178-419	.425	66-180	.367	105-126	.833	22	144	166	4.3	84	142	74	8	40	527	13.5
Garcia, Dawson	16-12	329	20.5	47-116	.405	12-32	.375	38-48	.792	33	55	88	5.5	34	11	21	5	7	144	9.0
Black, Leaky	38-38	1127	29.7	68-146	.466	17-51	.333	33-38	.868	49	113	162	4.3	63	104	37	26	34	186	4.9
Walton, Kerwin	31-1	414	13.4	38-102	.373	23-65	.354	7-7	1.000	7	31	38	1.2	33	13	18	4	7	106	3.4
Johnson, Puff	24-0	251	10.4	28-61	.459	6-26	.231	13-18	.722	18	29	47	2.0	26	11	3	4	7	75	3.1
Harris, Anthony	14-0	167	11.9	13-27	.481	3-5	.600	8-9	.889	2	3	5	0.4	17	9	11	0	2	37	2.6
Styles, Dontrez	30-0	174	5.8	24-55	.436	3-18	.167	8-15	.533	11	32	43	1.4	16	2	11	2	5	59	2.0
McKoy, Justin	30-0	208	6.9	8-36	.222	3-12	.250	12-15	.800	12	30	42	1.4	31	14	13	3	3	31	1.0
Dunn, D'Marco	23-0	94	4.1	9-31	.290	3-15	.200	1-3	.333	1	6	7	0.3	8	7	6	0	1	22	1.0
Farris, Duwe	6-0	9	1.5	2-2	1.000	0-0	.000	1-2	.500	1	2	3	0.5	3	0	0	0	0	5	0.8
Watkins, Jackson	3-0	3	1.0	0-2	.000	0-1	.000	1-2	.500	0	2	2	0.7	2	1	0	0	1	1	0.3
Lebo, Creighton	5-0	7	1.5	0-2	.000	0-1	.000	0-0	—	0	0	0	0.0	0	0	2	0	1	0	0.0
McAdoo, Ryan	7-1	13	1.8	0-3	.000	0-1	.000	0-0	—	1	2	3	0.4	2	0	1	0	1	0	0.0
Landry, Rob	3-0	3	1.0	0-0	—	0-0	—	0-0	—	0	0	0	0.0	0	0	1	0	0	0	0.0
Team										61	60	121				15				
UNC	39	7875		1076-2409	.447	328-916	.358	558-730	.764	447	1161 </									

2022-23

Overall: 20-13, ACC: 11-9 (7th)

Player	GP-GS	MIN	AVE	FG	FG%	3FG	3FG%	FT	FT%	OFF	DEF	REB	AVG	PF	A	TO	BL	ST	PTS	AVG
Caleb Love	33-32	1179	35.7	188-497	.378	73-244	.299	101-132	.765	11	110	121	3.7	61	94	80	7	35	550	16.7
RJ Davis	33-32	1154	35.0	179-409	.438	63-174	.362	111-126	.881	20	147	167	5.1	96	106	62	2	36	532	16.1
Armando Bacot	32-32	971	30.3	185-334	.554	0-6	.000	139-209	.665	134	200	334	10.4	94	45	71	33	19	509	15.9
Pete Nance	30-30	904	30.1	98-232	.422	32-100	.320	71-87	.816	35	145	180	6.0	70	50	51	34	10	299	10.0
Leaky Black	33-33	1058	32.1	86-209	.411	28-86	.326	40-57	.702	58	157	215	6.5	69	50	29	27	42	240	7.3
Puff Johnson	27-2	432	16.0	36-93	.387	13-46	.283	25-38	.658	29	43	72	2.7	55	10	9	1	16	110	4.1
D'Marco Dunn	27-0	277	10.2	28-66	.424	12-37	.324	6-10	.600	7	13	20	0.7	31	6	6	6	7	74	2.7
Jalen Washington	20-0	114	5.7	16-35	.457	0-7	.000	11-17	.647	3	24	27	1.4	16	2	7	1	1	43	2.2
Tyler Nickel	25-0	151	6.0	15-40	.375	6-27	.222	16-19	.842	9	7	16	0.6	10	7	3	3	3	52	2.1
Seth Trimble	33-2	323	9.8	20-44	.455	1-6	.167	17-31	.548	3	24	27	0.8	41	21	20	9	6	58	1.8
Justin McKoy	11-1	60	5.4	6-13	.462	2-6	.333	5-5	1.000	3	10	13	1.2	2	1	2	4	0	19	1.7
Dontrez Styles	15-0	89	5.9	7-19	.368	3-9	.333	4-6	.667	4	10	14	0.9	7	2	5	1	1	21	1.4
Jackson Watkins	4-1	4	0.8	1-1	1.000	1-1	1.000	0-0	-	0	0	0	0.0	0	1	0	0	0	3	0.8
Creighton Lebo	3-0	3	1.0	1-3	.333	0-1	.000	0-0	-	0	0	0	0.0	1	1	0	0	1	2	0.7
Will Shaver	3-0	7	2.2	0-1	.000	0-0	-	2-2	1.000	0	1	1	0.3	2	1	0	0	0	2	0.7
Rob Landry	3-0	3	1.0	0-1	.000	0-1	.000	0-0	-	0	0	0	0.0	0	0	0	0	0	0	0.0
Duwe Farris	2-0	2	1.0	0-0	-	0-0	-	0-0	-	0	0	0	0.0	0	0	0	0	0	0	0.0
Beau Maye	2-0	2	1.0	0-0	-	0-0	-	0-0	-	0	2	2	1.0	0	0	0	0	0	0	0.0
Team										53	42	95				10				
UNC	33	6725		866-1997	.434	234-751	.312	548-739	.742	369	935	1304	39.5	555	397	355	128	177	2514	76.2
Opponents	33	6725		876-2017	.434	213-646	.330	375-530	.708	284	843	1127	34.2	617	368	345	113	188	2340	70.9



KENPOM STATS



Year	Overall National Rank
2022-23	43
2021-22	16
2020-21	34
2019-20	84
2018-19	7
2017-18	8
2016-17	3
2015-16	2
2014-15	11
2013-14	27
2012-13	32
2011-12	6
2010-11	14
2009-10	61
2008-09	1
2007-08	3
2006-07	3
2005-06	12
2004-05	2
2003-04	11
2002-03	55
2001-02	137

ADI. OFFENSIVE EFFICIENCY (PTS/100 POSSESSIONS)

Year	Nat'l Rk	Rating
2022-23	51	112.2
2021-22	18	114.4
2020-21	52	110.3
2019-20	77	107.7
2018-19	8	119.7
2017-18	6	120.3
2016-17	9	120.7
2015-16	1	124.1
2014-15	10	116.5
2013-14	48	111.7
2012-13	27	110.0
2011-12	13	114.0
2010-11	49	109.8
2009-10	102	105.5
2008-09	1	122.4
2007-08	1	120.4
2006-07	4	119.4
2005-06	11	114.5
2004-05	2	121.9
2003-04	11	115.3
2002-03	68	106.4
2001-02	119	103.2

ADI. DEFENSIVE EFFICIENCY (PTS/100 POSSESSIONS)

Year	Nat'l Rk	Rating
2022-23	46	97.2
2021-22	35	94.3
2020-21	27	91.7
2019-20	94	98.4
2018-19	15	92.0
2017-18	38	96.7
2016-17	11	92.5
2015-16	27	95.6
2014-15	51	96.0
2013-14	21	95.4
2012-13	55	94.9
2011-12	14	91.1
2010-11	4	90.4
2009-10	39	94.4
2008-09	21	92.9
2007-08	19	92.5
2006-07	10	91.5
2005-06	39	94.5
2004-05	12	91.7
2003-04	23	93.5
2002-03	60	95.9
2001-02	174	101.7

STRENGTH OF SCHEDULE

Year	National Rank
2022-23	50
2021-22	19
2020-21	34
2019-20	24
2018-19	8
2017-18	1
2016-17	6
2015-16	6
2014-15	1
2013-14	19

2012-13	19
2011-12	35
2010-11	8
2009-10	10
2008-09	15
2007-08	3
2006-07	7
2005-06	22
2004-05	1
2003-04	1
2002-03	6
2001-02	7

EFFECTIVE FIELD GOAL PCT.

Year	Nat'l Rk	Pct
2022-23	242	49.2
2021-22	105	51.5
2020-21	251	48.3
2019-20	309	46.4
2018-19	80	52.9
2017-18	124	52.0
2016-17	115	51.7
2015-16	54	52.6
2014-15	74	51.6
2013-14	158	49.9
2012-13	129	49.9
2011-12	141	49.8
2010-11	169	49.1
2009-10	204	48.0
2008-09	45	52.8
2007-08	49	53.0
2006-07	23	54.4
2005-06	26	53.6
2004-05	4	56.0
2003-04	89	51.0
2002-03	116	50.7
2001-02	174	50.5

TURNOVER PCT.

Year	Nat'l Rk	Pct
2022-23	25	15.2
2021-22	53	16.4
2020-21	252	20.3
2019-20	119	18.1
2018-19	84	17.2
2017-18	61	16.7
2016-17	39	16.2
2015-16	21	15.4
2014-15	109	18.2
2013-14	76	16.9
2012-13	33	17.2
2011-12	10	16.4
2010-11	68	18.3
2009-10	192	20.9
2008-09	10	16.5
2007-08	52	18.7
2006-07	38	18.5
2005-06	239	22.7
2004-05	149	21.0
2003-04	103	20.3
2002-03	134	20.8
2001-02	232	22.7

OFFENSIVE REBOUND PCT.

Year	Nat'l Rk	Pct
2022-23	119	30.4
2021-22	59	31.9
2020-21	1	40.9
2019-20	12	35.3
2018-19	16	35.3
2017-18	3	37.4
2016-17	1	41.3
2015-16	3	40.7
2014-15	5	40.0
2013-14	13	38.1
2012-13	77	34.6
2011-12	10	39.6
2010-11	27	36.9
2009-10	16	38.9
2008-09	21	38.9
2007-08	1	42.4
2006-07	12	39.7
2005-06	7	41.2
2004-05	18	39.7
2003-04	13	39.7
2002-03	245	31.2
2001-02	262	30.8

FTA/FGA

Year	Nat'l Rk	Pct
2022-23	42	37.0
2021-22	175	30.3
2020-21	98	34.2
2019-20	154	33.5
2018-19	255	30.2
2017-18	315	28.0
2016-17	208	34.3
2015-16	285	32.3
2014-15	225	35.2
2013-14	97	42.9
2012-13	335	28.2
2011-12	150	37.3
2010-11	167	37.9
2009-10	179	37.3
2008-09	75	39.8
2007-08	128	38.0
2006-07	99	39.5
2005-06	61	40.5
2004-05	20	44.2
2003-04	107	39.2
2002-03	278	31.8
2001-02	212	35.7

TWO-POINT PCT.

Year	Nat'l Rk	Pct
2022-23	157	50.7
2021-22	158	50.1
2020-21	227	48.5
2019-20	283	46.8
2018-19	92	52.1
2017-18	135	51.0
2016-17	102	51.0
2015-16	21	53.9
2014-15	56	51.0
2013-14	117	49.7
2012-13	224	46.3
2011-12	103	49.7
2010-11	112	49.7
2009-10	178	47.6
2008-09	62	51.0
2007-08	46	52.1
2006-07	11	54.6
2005-06	28	52.5
2004-05	12	54.1
2003-04	75	50.2
2002-03	119	49.2
2001-02	107	49.3

THREE-POINT PCT.

Year	Nat'l Rk	Pct
2022-23	322	31.2
2021-22	60	35.8
2020-21	262	31.8
2019-20	306	30.4
2018-19	84	36.2
2017-18	112	35.9
2016-17	148	35.5
2015-16	259	32.7
2014-15	99	35.8
2013-14	201	33.6
2012-13	38	37.2
2011-12	207	33.4
2010-11	248	32.8
2009-10	225	32.8
2008-09	24	38.5
2007-08	78	37.2
2006-07	130	35.8
2005-06	51	37.5
2004-05	7	40.3
2003-04	118	35.2
2002-03	142	35.3
2001-02	131	35.0

FREE THROW PCT.

Year	Nat'l Rk	Pct
2022-23	88	74.2
2021-22	60	76.4
2020-21	294	66.8
2019-20	265	68.2
2018-19	60	74.3
2017-18	68	74.3
2016-17	172	70.2
2015-16	32	74.7
2014-15	141	70.2
2013-14	343	62.6

2012-13	226	67.7
2011-12	215	68.2
2010-11	236	67.2
2009-10	282	65.3
2008-09	15	75.6
2007-08	12	75.7
2006-07	111	71.2
2005-06	120	70.8
2004-05	53	72.5
2003-04	181	68.8
2002-03	263	66.3
2001-02	163	69.0

3-PT ATT/FG ATT

Year	Nat'l Rk	Pct
2022-23	173	37.6
2021-22	168	38.0
2020-21	338	22.3
2019-20	334	28.9
2018-19	253	35.8
2017-18	240	34.1
2016-17	306	30.3
2015-16	338	26.7
2014-15	350	22.3
2013-14	349	21.1
2012-13	237	30.9
2011-12	337	23.5
2010-11	327	25.0
2009-10	338	23.4
2008-09	300	27.2
2007-08	339	22.6
2006-07	342	25.2
2005-06	199	31.7
2004-05	230	30.4
2003-04	257	29.0
2002-03	29	39.9
2001-02	51	37.6

ASSISTS/FIELD GOALS MADE

Year	Nat'l Rank	A/FGM
2022-23	310	45.8
2021-22	87	54.1
2020-21	85	55.3
2019-20	102	54.5
2018-19	14	60.6
2017-18	13	61.0
2016-17	39	59.2
2015-16	58	57.3
2014-15	35	60.2
2013-14	95	54.9
2012-13	41	60.2
2011-12	58	58.1
2010-11	135	54.9
2009-10	81	57.0
2008-09	100	57.0
2007-08	237	51.9
2006-07	85	59.0
2005-06	25	64.0
2004-05	37	62.6
2003-04	50	61.3
2002-03	37	61.6
2001-02	6	67.3

POINTS DISTRIBUTION

Year	Nat'l Rk	Pct
2022-23	212	50.3
2021-22	228	49.2
2020-21	15	58.6
2019-20	21	57.4
2018-19	85	52.2
2017-18	77	53.0
2016-17	38	55.8
2015-16	5	61.5
2014-15	2	62.0
2013-14	2	62.0
2012-13	95	54.5
2011-12	13	60.8
2010-11	12	59.6
2009-10	9	60.6
2008-09	98	54.8
2007-08	5	59.9
2006-07	13	59.7
2005-06	142	52.7
2004-05	172	52.3
2003-04	72	55.4
2002-03	269	48.3
2001-02	249	49.0

THREE-POINTERS

Year	Nat'l Rk	Pct
2022-23	277	27.9
2021-22	139	32.4
2020-21	338	22.3
2019-20	330	22.8
2018-19	224	30.3
2017-18	192	30.3
2016-17	294	25.3
2015-16	342	20.3
2014-15	344	18.7
2013-14	349	16.8
2012-13	122	29.3
2011-12	335	18.8
2010-11	326	19.9
2009-10	330	19.1
2008-09	285	23.1</



SELECT PLAYER HIGHLIGHTS



ANTHONY, COLE (#2, Guard, New York, N.Y.)

ACC-record 34 points vs. Notre Dame in his college debut • All-ACC Freshman team and third-team All-ACC.

Years	GP-GS	MIN	AVE	FG	FG%	3FG	3FG%	FT	FT%	OFF	DEF	REB	AVG	PF	A	TO	BL	ST	PTS	AVG
2019-20	22-20	767	34.9	131-345	.380	49-141	.348	96-128	.750	10	115	125	5.7	64	88	77	6	29	407	18.5

BARNES, HARRISON (#40, Forward, Ames, Iowa)

Led Carolina in scoring in 2011 and 2012 • 2011 ACC Rookie of the Year • 2012 first-team All-ACC; 2016 U.S. Olympian.

Years	GP-GS	MIN	AVE	FG	FG%	3FG	3FG%	FT	FT%	OFF	DEF	REB	AVG	PF	A	TO	BL	ST	PTS	AVG
2010-11	37-36	1087	29.4	210-497	.423	67-195	.344	93-124	.750	75	141	216	5.8	72	53	72	16	27	580	15.7
2011-12	38-37	1111	29.2	229-521	.440	49-137	.358	141-195	.723	74	124	198	5.2	68	43	74	13	41	648	17.1
Totals	75-73	2198	29.3	439-1018	.431	116-332	.349	234-319	.734	149	265	414	5.5	140	96	146	29	68	1228	16.4

BERRY II, JOEL (#2, Guard, Apopka, Fla.)

2017 Final Four Most Outstanding Player • 2016 ACC Tournament MVP • 2018 third-team All-America and first-team All-ACC • two-time Cousy Award finalist • only Tar Heel to earn All-Final Four honors twice • second all-time at UNC in three-pointers.

Years	GP-GS	MIN	AVE	FG	FG%	3FG	3FG%	FT	FT%	OFF	DEF	REB	AVG	PF	A	TO	BL	ST	PTS	AVG
2014-15	30-0	397	13.2	40-99	.404	17-48	.354	28-37	.757	3	23	26	0.9	44	46	21	1	12	125	4.2
2015-16	40-39	1228	30.7	177-397	.446	68-178	.382	91-105	.867	26	108	134	3.4	89	151	62	9	58	513	12.8
2016-17	38-37	1155	30.4	182-427	.426	88-230	.383	106-137	.774	16	102	118	3.1	84	138	72	5	53	558	14.7
2017-18	36-36	1193	33.1	208-525	.396	93-270	.344	108-121	.893	20	107	127	3.5	58	116	68	12	42	617	17.1
Totals	144-112	3973	27.6	607-1448	.419	277-726	.366	333-400	.833	65	340	405	2.8	275	451	223	27	165	1813	12.6

BLACK, JIMMY (#21, Guard, The Bronx, N.Y.)

Captain and starting point guard on 1982 national champions.

Years	GP-GS	MIN	AVE	FG	FG%	FT	FT%	REB	AVG	PF	A	TO	BL	ST	PTS	AVG
1978-79	29			23-48	.479	18-29	.621	19	0.7	28	39		1	11	64	2.2
1979-80	27			46-102	.451	42-62	.677	15	0.6	68	85		8	42	134	5.0
1980-81	37			89-167	.533	93-118	.788	54	1.5	98	188		1	64	271	7.3
1981-82	34			100-195	.513	59-80	.738	59	1.7	81	213	87	8	58	259	7.6
Totals	127	3132	24.7	258-512	.504	212-289	.734	147	1.2	275	525	268	18	175	728	5.7

BLACK, LEAKY (#0, Guard/Forward, Concord, N.C.)

Set UNC record for games played (155) over five seasons • Two-time All-ACC Defensive team • led UNC to 2022 Final Four.

Years	GP-GS	MIN	AVE	FG	FG%	3FG	3FG%	FT	FT%	OFF	DEF	REB	AVG	PF	A	TO	BL	ST	PTS	AVG
2018-19	23-0	239	10.4	23-49	.469	5-12	.417	6-7	.857	10	39	49	2.1	27	27	15	4	14	57	2.5
2019-20	32-31	954	29.8	80-223	.359	16-63	.254	32-46	.696	45	116	161	5.0	71	83	56	25	40	208	6.5
2020-21	29-28	796	27.4	58-158	.367	10-45	.222	36-52	.692	39	104	143	4.9	54	70	37	10	36	162	5.6
2021-22	38-38	1127	29.7	68-146	.466	17-51	.333	33-38	.868	49	113	162	4.3	63	104	37	26	34	186	4.9
2022-23	33-33	1058	32.1	86-209	.411	28-86	.326	40-57	.702	58	157	215	6.5	69	50	29	27	42	240	7.3
Totals	155-130	4174	26.9	315-785	.401	76-257	.296	147-200	.735	201	529	730	4.7	284	334	174	92	166	853	5.5

BRADLEY, DUDLEY (#22, Forward, Edgewood, Md.)

Defensive stalwart was MVP of the 1979 ACC Tournament.

Years	GP-GS	MIN	AVE	FG	FG%	FT	FT%	REB	AVG	PF	A	TO	BL	ST	PTS	AVG
1975-76	27			19-65	.292	8-16	.500	33	1.2	24	12		1	13	46	1.7
1976-77	33			17-48	.354	2-9	.222	39	1.2	33	15		3	19	36	1.2
1977-78	31			76-159	.478	22-41	.537	108	3.5	68	45		4	61	174	5.6
1978-79	29			109-213	.512	48-79	.608	105	3.6	76	57		8	97	266	9.2
Totals	120			221-485	.456	80-145	.552	285	2.4	201	129		16	190	522	4.4

BRENNAN, PETE (#35, Forward, Brooklyn, N.Y.)

Second-leading scorer on 1957 NCAA champions • 1958 ACC Player of the Year & first-team All-America.

Years	GP-GS	MIN	AVE	FG	FG%	FT	FT%	REB	AVG	PF	PTS	AVG
1955-56	23			101-240	.421	107-162	.661	219	9.5	64	309	13.4
1956-57	32			143-363	.394	185-265	.698	332	10.4	99	471	14.7
1957-58	26			170-388	.436	214-292	.733	303	11.7	85	554	21.3
Totals	81			414-991	.418	506-719	.704	854	10.5	248	1334	16.5

BROOKS, GARRISON (#15, Forward, LaFayette, Ala.)

Led ACC in scoring in conference games, second-team All-ACC and league's Most Improved Player in 2019-20.

Years	GP-GS	MIN	AVE	FG	FG%	3FG	3FG%	FT	FT%	OFF	DEF	REB	AVG	PF	A	TO	BL	ST	PTS	AVG
2017-18	37-16	540	14.6	65-123	.528	0-0	-	37-63	.587	61	67	128	3.5	68	20	33	11	11	167	4.5
2018-19	36-36	825	22.9	116-202	.574	0-0	-	53-83	.639	82	121	203	5.6	104	44	30	18	20	285	7.9
2019-20	32-31	1118	34.9	207-387	.535	2-7	.286	123-192	.641	103	170	273	8.5	82	63	66	17	17	539	16.8
2020-21	28-25	782	27.9	112-239	.469	4-8	.500	57-94	.606	65	129	194	6.9	76	39	45	23	20	285	10.2
Totals	133-108	3265	24.5	500-951	.526	6-15	.400	270-432	.625	311	487	798	6.0	330	166	174	69	68	1276	9.6

BROWN, LARRY (#11, Guard, Long Beach, N.Y.)

Hall of Fame coach; leading scorer on Dean Smith's first UNC team; 1964 U.S. Olympic gold medalist.

Years	GP-GS	MIN	AVE	FG	FG%	FT	FT%	REB	AVG	PF	PTS	AVG
1960-61	18			28-54	.519	25-34	.735	28	1.6	37	81	4.5
1961-62	17			90-204	.441	101-127	.795	52	3.1	55	281	16.5
1962-63	21			102-231	.442	95-122	.779	50	2.4	71	299	14.2
Totals	56			220-489	.450	221-283	.781	130	2.3	163	661	11.8

BUNTING, BILL (#31, Forward, New Bern, N.C.)

Forward on 1967-68-69 teams that won three ACC championships and played in three Final Fours.

Years	GP-GS	FG	FG%	FT	FT%	REB	AVG	PF	A	PTS	AVG
1966-67	32	96-212	.453	55-86	.639	179	5.6	84		247	7.7
1967-68	31	85-199	.427	75-110	.682	193	6.2	80		245	7.9
1968-69	32	217-363	.598	143-175	.817	247	7.7	99	42	577	18.0
Totals	95	398-774	.514	273-371	.736	619	6.5	263		1069	11.3

CALABRIA, DANTE (#24, Guard, Beaver Falls, Pa.)

Holds UNC single-season record for three-point accuracy (.496 in 1994-95).

Years	GP-GS	MIN	AVE	FG	FG%	3FG	3FG%	FT	FT%	OFF	DEF	REB	AVG	PF	A	TO	BL	ST	PTS	AVG
1992-93	35			24-52	.462	9-23	.391	7-9	.778	5	22	27	0.8	26	29	21	1	9	64	1.8
1993-94	35			93-216	.431	41-118	.347	55-76	.724	28	75	103	2.9	72	84	44	2	37	282	8.1
1994-95	33			120-237	.506	66-133	.496	41-57	.719	45	114	159	4.8	67	88	60	4	38	347	10.5
1995-96	32			136-320	.425	77-195	.395	56-79	.709	37	100	137	4.3	61	135	70	1	32	405	12.7
Totals	135	3190	23.6	373-825	.452	193-469	.412	159-221	.719	115	311	426	3.2	226	336	195	8	116	1098	8.1

CAPEL, JASON (#25, Forward, Fayetteville, N.C.)

Led Carolina to the 2000 Final Four as a No. 8 seed.

Years	GP-GS	MIN	AVE	FG	FG%	3FG	3FG%	FT	FT%	OFF	DEF	REB	AVG	PF	A	TO	BL	ST	PTS	AVG
1998-99	26			69-161	.429	23-56	.411	76-89	.854	21	85	106	4.1	57	51	51	3	23	237	9.1
1999-2000	36			141-318	.443	46-121	.380	116-140	.829	66	179	245	6.8	103	92	87	9	35	444	12.3
2000-01	33			124-264	.470	56-134	.418	73-93	.785	62	180	242	7.3	74	111	54	9	36	377	11.4
2001-02	25			119-279	.427	39-126	.310	112-136	.824	65	149	214	8.6	68	75	65	2	29	389	15.6
Totals	120	3846	32.1	453-1022	.443	164-437	.375	377-458	.823	214	593	807	6.7	302	329	257	23	123	1447	12.1

CARTER, VINCE (#15, Guard/Forward, Daytona Beach, Fla.)

Earned All-ACC and All-America honors in 1998 • led UNC to consecutive ACC titles and Final Fours in 1997-98.

Years	GP-GS	MIN	AVE	FG	FG%	3FG	3FG%	FT	FT%	OFF	DEF	REB	AVG	PF	A	TO	BL	ST	PTS	AVG
1995-96	31			91-185	.492	19-55	.345	31-45	.689	51	68	119	3.8	57	40	36	18	20	232	7.5
1996-97	34			166-316	.525	36-107	.336	75-100	.750	58	94	152	4.5	72	83	47	26	49	443	13.0
1997-98	38			224-379	.591	44-107	.411	100-147	.680	74	121	195	5.1	61	74	40	36	45	592	15.6
Totals	103	2681	26.0	481-880	.547	99-269	.368	206-292	.705	183	283	466	4.5	190	197	123	80	114	1267	12.3

CHAMBERLAIN, BILL (#31, Forward, New York, N.Y.)

Most Valuable Player in 1971 NIT championship.

Years	GP-GS	FG	FG%	FT	FT%	REB	AVG	PF	A	PTS	AVG
1969-70	16	76-141	.539	32-49	.653	90	5.6	37	24	184	11.5
1970-71	31	179-313	.572	87-123	.707	216	7.0	86	86	445	14.4
1971-72	30	134-266	.504	60-83	.723	169	5.6	84	80	328	10.9
Totals	77	389-720	.540	179-255	.702	475	6.2	207	190	957	12.4

CHILCUTT, PETE (#32, Forward/Center, Eutaw, Ala.)

Senior tri-captain in 1991 leading UNC to ACC Tournament and NCAA East Regional titles.

Years	GP-GS	MIN	AVE	FG	FG%	3FG	3FG%	FT	FT%	OFF	DEF	REB	AVG	PF	A	TO	BL	ST	PTS	AVG
1987-88	34			66-117	.564	0-1	.000	36-51	.706	46	64	110	3.2	32	43	41	10	10	168	4.9
1988-89	37			110-205	.537	3-8	.375	33-53	.623	80	120	200	5.4	31	51	56	8	23	256	6.9
1989-90	34			132-257	.514	12-30	.400	30-42	.714	70	155	225	6.6	54	47	69	30	41	306	9.0
1990-91	35			175-325	.538	5-19	.263	65-85	.765	80	151	231	6.6	38	47	60	35	41	420	12.0
Totals	140	3180	22.7	483-904	.534	20-58	.345	164-231	.710	276	490	766	5.5	155	188	226	83	115	1150	8.2

CLARK, RUSTY (#43, Center, Fayetteville, N.C.)

Holds UNC's single-game rebound record (30) • starting center on 1967-68-69 ACC champions that played in three Final Fours.

Years	GP-GS	FG	FG%	FT	FT%	REB	AVG	PF	A	PTS	AVG
1966-67	32	181-328	.552	85-123	.691	330	10.3	107		447	13.9
1967-68	31	187-393	.476	115-168	.684	345	11.1	100		489	15.8
1968-69	28	145-282	.514	113-157	.720	258	9.2	75	35	403	14.4
Totals	91	513-1003	.511	313-448	.699	933	10.3	282		1339	14.7

COTA, ED (#5, Guard, Brooklyn, N.Y.)

Only player in NCAA history with 1,000 points and assists and 500 rebounds • starting point guard in 1997-98-2000 Final Fours.

Years	GP-GS	MIN	AVE	FG	FG%	3FG	3FG%	FT	FT%	OFF	DEF	REB	AVG	PF	A	TO	BL	ST	PTS	AVG
1996-97	34			95-195	.487	8-25	.320	75-105	.714	22	71	93	2.7	49	234	124	8	57	273	8.0
1997-98	37			102-207	.493	10-33	.303	84-102	.824	31	102	133	3.6	41	274	113	7	58	298	8.1
1998-99	32			110-271	.406	42-102	.412	75-111	.676	29	108	137	4.3	41	238	118	5	37	337	10.5
1999-2000	35			131-296	.443	33-90	.367	59-81	.728	24	130	154	4.4	45	284	115	5	40	354	10.1
Totals	138	4633	33.6	438-969	.452	93-250	.372	293-399	.734	106	411	517	3.7	176	1030	470	25	192	1262	9.1

CUNNINGHAM, BILLY (#32, Forward, Brooklyn, N.Y.)

Set NCAA record with 40 consecutive double-doubles • averaged UNC career record 15.4 rebounds • 1965 ACC Player of Year • first-team All-America in 1964 and 1965.

Years	GP-GS	FG	FG%	FT	FT%	REB	AVG	PF	PTS	AVG
1962-63	21	186-380	.489	105-170	.618	339	16.1	79	477	22.7
1963-64	24	233-526	.443	157-249	.631	379	15.8	83	623	26.0
1964-65	24	237-481	.493	135-212	.637	344	14.3	100	609	25.4
Totals	69	656-1387	.473	397-631	.629	1062	15.4	262	1709	24.8

DAUGHERTY, BRAD (#42, Center, Black Mountain, N.C.)

First-team All-America in 1986, All-ACC in 1985 and 1986 • finished career No. 1 at UNC in field goal percentage.

Years	GP-GS	MIN	AVE	FG	FG%	3FG	3FG%	FT	FT%	REB	AVG	PF	A	TO	BL	ST	PTS	AVG
1982-83	35			110-197	.558	0-1	.000	67-101	.663	181	5.2	106	33	52	36	10	287	8.2
1983-84	30			128-210	.610			59-87	.678	167	5.6	92	43	56	29	19	315	10.5
1984-85	36			238-381	.625			147-198	.742	349	9.7	112	77	103	45	28	623	17.3
1985-86	34			284-438	.648			119-174	.684	306	9.0	92	61	79	36	35	687	20.2
Totals	135	3973	29.4	760-1226	.620	0-1	.000	392-560	.700	1003	7.4	402	214	290	146	92	1912	14.2

DAVIS, ED (#32, Forward, Richmond, Va.)

Key reserve on 2009 national championship, leading team in blocked shots for season and rebounds in NCAA final.

Years	GP-GS	MIN	AVE	FG	FG%	3FG	3FG%	FT	FT%	OFF	DEF	REB	AVG	PF	A	TO	BL	ST	PTS	AVG
2008-09	38-2	716	18.8	99-191	.518	0-0	—	55-96	.573	83	167	250	6.6	74	22	40	65	14	253	6.7
2009-10	23-23	641	27.9	111-192	.578	0-0	—	87-132	.659	66	154	220	9.6	42	22	46	64	10	309	13.4
Totals	61-25	1357	22.2	210-383	.548	0-0	—	142-228	.623	149	221	470	7.7	116	44	86	129	24	562	9.2

DAVIS, HUBERT (#40, Guard, Burke, Va.)

Holds Carolina's career record for three-point accuracy (.435) • second-team All-ACC in 1992.

Years	GP-GS	MIN	AVE	FG	FG%	3FG	3FG%	FT	FT%	OFF	DEF	REB	AVG	PF	A	TO	BL	ST	PTS	AVG
1988-89	35			44-86	.512	4-13	.308	24-31	.774	12	15	27	0.8	10	9	12	1	3	116	3.3
1989-90	34			111-249	.446	44-111	.396	59-74	.797	27	33	60	1.8	42	52	31	6	33	325	9.6
1990-91	35			161-309	.521	64-131	.489	81-97	.835	32	53	85	2.4	35	66	37	9	30	467	13.3
1991-92	33			241-474	.508	85-198	.429	140-169	.828	27	49	76	2.3	42	52	45	7	42	707	21.4
Totals	137	2922	21.3	557-1118	.498	197-453	.435	304-371	.819	98	150	248	1.8	129	179	125	23	108	1615	11.8

DAVIS, WALTER (#24, Forward, Pineville, N.C.)

Voted one of 50 greatest ACC players in history • 1976 Olympic gold medalist • averaged double figure scoring all four years.

Years	GP-GS	MIN	AVE	FG	FG%	3FG	3FG%	FT	FT%	OFF	DEF	REB	AVG	PF	A	TO	BL	ST	PTS	AVG
1973-74	27			161-322	.500			65-82	.793			126	4.7	54	72				387	14.3
1974-75	31			200-396	.505			98-130	.754			195	6.3	87	137				498	16.1
1975-76	29			190-351	.541			101-130	.777			166	5.7	83	96		16	71	481	16.6
1976-77	32			203-351	.578			91-117	.778			183	5.7	106	104		22	78	497	15.5
Totals	119			754-1420	.531			355-459	.773			670	5.6	330	409		38*	149*	1863	15.7

DEDMON, LEE (#35, Forward, Baltimore, Md.)

Was co-Most Valuable Player of the 1971 ACC Tournament • member of '71 NIT champions.

Years	GP-GS	MIN	AVE	FG	FG%	3FG	3FG%	FT	FT%	OFF	DEF	REB	AVG	PF	A	TO	BL	ST	PTS	AVG
1968-69	32			109-237	.460			59-97	.608			221	6.9	106	46				277	8.7
1969-70	25			133-276	.482			80-121	.661			235	9.4	86	46				346	13.8
1970-71	32			136-273	.498			124-170	.729			273	8.5	111	88				396	12.4
Totals	89			378-786	.481			263-388	.678			729	8.2	303	180				1019	11.4

DILLON, JOHN (#13, Forward, Savannah, Ga.)

Two-time All-America and leading scorer in 1946, UNC's first Final Four team.

Years	GP-GS	MIN	AVE	FG	FG%	3FG	3FG%	FT	FT%	OFF	DEF	REB	AVG	PF	A	TO	BL	ST	PTS	AVG
1945-46				74				36											184	
1945-46				178				96											452	
1946-47				69				59											197	
1947-48				58				66-99	.667					48					182	
Totals				380				258											1015	

DOHERTY, MATT (#44, Forward, East Meadow, N.Y.)

Starting small forward on 1982 NCAA champions • earned National Coach of the Year honors at Carolina in 2001.

Years	GP-GS	MIN	AVE	FG	FG%	3FG	3FG%	FT	FT%	OFF	DEF	REB	AVG	PF	A	TO	BL	ST	PTS	AVG
1980-81	28			57-125	.456			53-75	.707			84	3.0	42	67	61	3	23	167	6.0
1981-82	34			122-235	.519			71-92	.772			103	3.0	60	107	65	1	26	315	9.3
1982-83	36			124-283	.438	20-49	.408	111-142	.782			135	3.8	78	150	66	10	32	379	10.5
1983-84	31			115-233	.494			74-97	.763			124	4.0	50	124	67	17	29	304	9.8
Totals	129	4087	31.7	418-876	.477	20-49	.408	309-406	.761			446	3.5	230	448	259	31	110	1165	9.0

ELLINGTON, WAYNE (#22, Guard, Wynnewood, Pa.)

Most Outstanding Player in 2009 Final Four • finished his career second at UNC in three-pointers (229).

Years	GP-GS	MIN	AVE	FG	FG%	3FG	3FG%	FT	FT%	OFF	DEF	REB	AVG	PF	A	TO	BL	ST	PTS	AVG
2006-07	38-37	909	23.9	164-379	.433	66-178	.371	51-61	.836	28	81	109	2.9	49	79	47	1	29	445	11.7
2007-08	39-38	1214	31.1	237-507	.467	78-195	.400	95-115	.826	41	133	174	4.5	62	78	66	7	44	647	16.6
2008-09	38-37	1155	30.4	215-445	.483	85-204	.417	87-112	.777	57	129	186	4.9	57	101	62	6	36	602	15.8
Totals	115-112	3278	28.5	616-1331	.463	229-577	.397	233-288	.809	126	343	469	4.1	168	258	175	14	109	1694	14.7

FELTON, RAYMOND (#2, Guard, Latta, S.C.)

Bob Cousy Award winner, All-ACC in 2005 • starting point guard on NCAA champions • set UNC single-game assist record (18).

Years	GP-GS	MIN	AVE	FG	FG%	3FG	3FG%	FT	FT%	OFF	DEF	REB	AVG	PF	A	TO	BL	ST	PTS	AVG
2002-03	35	1240	35.4	151-379	.398	69-193	.358	79-114	.693	29	114	143	4.1	92	235	130	9	56	450	12.9
2003-04	30-30	1039	34.6	113-269	.420	35-112	.312	85-105	.810	17	102	119	4.0	70	213	102	7	63	346	11.5
2004-05	36-35	1142	31.7	150-330	.455	70-159	.440	94-134	.701	23	132	155	4.3	71	249	129	11	72	464	12.9
Totals	101	3421	33.9	414-978	.423	174-464	.375	258-353	.731	69	348	417	4.1	233	697	361	27	191	1260	12.5

FORD, PHIL (#12, Guard, Rocky Mount, N.C.)

Two-time National Player of the Year, three-time All-America and All-ACC • 1976 Olympic gold medalist • finished career as Carolina's alltime leader in points and assists • ACC Tournament MVP as a freshman in 1975.

Years	GP-GS	FG	FG%	FT	FT%	REB	AVG	PF	A	BL	ST	PTS	AVG
1974-75	31	191-370	.516	126-161	.783	85	2.7	74	161			508	16.4
1975-76	29	206-387	.532	128-164	.780	51	1.8	72	203	1	52	540	18.6
1976-77	33	230-431	.534	157-184	.853	63	1.9	85	217	1	57	617	18.7
1977-78	30	238-452	.527	149-184	.810	62	2.1	69	172	3	54	625	20.8
Totals	123	865-1640	.527	560-693	.808	261	2.1	300	753	5*	163*	2290	16.6

FORTE, JOSEPH (#40, Guard, Greenbelt, Md.)

2001 ACC Player of the Year and first-team All-America • 2000 NCAA South Regional MVP.

Years	GP-GS	MIN	AVE	FG	FG%	3FG	3FG%	FT	FT%	OFF	DEF	REB	AVG	PF	A	TO	BL	ST	PTS	AVG
1999-2000	36			228-497	.459	56-156	.359	88-117	.752	58	140	198	5.5	78	94	85	15	54	600	16.7
2000-01	33			251-558	.450	55-146	.377	133-156	.853	41	160	201	6.1	60	116	84	12	67	690	20.9
Totals	69	2341	33.9	479-1055	.454	111-302	.368	221-273	.810	99	300	399	5.8	138	210	169	27	121	1290	18.7

FOX, RICK (#44, Forward, Nassau, The Bahamas)

1991 ACC Player of the Year and ACC Tournament MVP • hit game-winning shot to beat NCAA top seed Oklahoma in 1990.

Years	GP-GS	MIN	AVE	FG	FG%	3FG	3FG%	FT	FT%	OFF	DEF	REB	AVG	PF	A	TO	BL	ST	PTS	AVG
1987-88	34			59-94	.628	3-9	.333	15-30	.500	28	35	63	1.9	68	32	41	5	26	136	4.0
1988-89	37			165-283	.583	13-29	.448	83-105	.790	61	81	142	3.8	122	76	88	16	47	426	11.5
1989-90	34			203-389	.522	70-160	.438	75-102	.735	54	103	157	4.6	112	84	108	6	54	551	16.2
1990-91	35			206-455	.453	67-196	.342	111-138	.804	76	156	232	6.6	103	131	102	17	70	590	16.9
Totals	140	3183	22.7	633-1221	.518	153-394	.388	284-375	.757	219	375	594	4.2	405	323	339	44	197	1703	12.2

GREEN, DANNY (#14, Forward, North Babylon, N.Y.)

Played in more wins (123) than any Tar Heel • only UNC player with 1,000 points, 500 rebounds, 200 assists, 100 blocks & steals • one of four Tar Heels with Michael Jordan, James Worthy and Justin Jackson to win NCAA and NBA championships.

Years	GP-GS	MIN	AVE	FG	FG%	3FG	3FG%	FT	FT%	OFF	DEF	REB	AVG	PF	A	TO	BL	ST	PTS	AVG
2005-06	31-0	475	15.3	81-187	.433	27-76	.355	42-53	.792	36	80	116	3.7	50	33	41	32	21	231	7.5
2006-07	37-0	505	13.6	65-158	.411	24-81	.296	39-46	.848	31	72	103	2.8	52	42	31	25	24	193	5.2
2007-08	39-1	869	22.3	161-343	.469	56-150	.373	69-79	.873	67	126	193	4.9	91	77	74	47	48	447	11.5
2008-09	38-38	1040	27.4	184-391	.471	77-184	.418	52-61	.852	70	108	178	4.7	84	104	63	51	67	497	13.1
Totals	145-39	2889	19.9	491-1079	.455	184-491	.375	202-239	.845	204	386	590	4.1	277	256	209	155	160	1368	9.4

GRIMALDI, VINCE (#13/15, Forward, Philadelphia, Pa.)

Top three in scoring in three consecutive seasons.

Years	GP-GS	FG	FG%	FT	FT%	PTS	AVG
1950-51	27	132-404	.327	51-85	.600	315	11.7
1951-52	27	133-429	.310	55		321	11.8
1952-53	27	159-428	.371	64-100	.640	382	14.1
Totals	81	424-1261	.336	170		1018	12.6

HANSBROUGH, TYLER (#50, Forward, Poplar Bluff, Mo.)

Only four-time first-team All-America and All-ACC player in ACC history • national champion • ACC's all-time leading scorer • NCAA record for free throws made • fourth-leading scorer in NCAA Tournament history • 2008 National Player of the Year.

Years	GP-GS	MIN	AVE	FG	FG%	3FG	3FG%	FT	FT%	OFF	DEF	REB	AVG	PF	A	TO	BL	ST	PTS	AVG
2005-06	31-30	943	30.4	199-349	.570	2-4	.500	187-253	.739	111	132	243	7.8	88	40	77	23	38	587	18.9
2006-07	38-38	1136	29.9	228-434	.525	1-4	.250	242-315	.768	117	184	301	7.9	90	45	74	17	41	699	18.4
2007-08	39-39	1286	33.0	289-535	.540	0-7	.000	304-377	.806	151	248	399	10.2	93	35	83	13	59	882	22.6
2008-09	34-34	1029	30.3	223-434	.514	9-23	.391	249-296	.841	103	173	276	8.1	77	34	63	12	42	704	20.7
Totals	142-141	4394	30.9	939-1752	.536	12-38	.316	982-1241	.791	482	737	1219	8.6	348	154	297	65	180	2872	20.2

HAYWOOD, BRENDAN (#00, Center, Greensboro, N.C.)

Carolina's all-time leader in field goal percentage and blocked shots • led UNC to 2000 Final Four

Years	GP-GS	MIN	AVE	FG	FG%	3FG	3FG%	FT	FT%	OFF	DEF	REB	AVG	PF	A	TO	BL	ST	PTS	AVG
1997-98	38			35-66	.530	0-0	—	40-63	.635	37	54	91	2.4	44	6	23	33	12	110	2.9
1998-99	34			160-247	.648	0-0	—	88-131	.672	85	150	235	6.9	96	33	66	60	10	408	12.0
1999-2000	36			191-274	.697	0-0	—	106-176	.602	96	175	271	7.5	108	37	68	91	7	488	13.6
2000-01	33			155-262	.592	0-0	—	95-184	.516	105	137	242	7.3	97	42	66	120	18	405	12.3
Totals	141	3316	23.5	541-849	.637	0-0	—	329-554	.594	323	516	839	6.0	345	118	223	304	47	1411	10.0

HENSON, JOHN (#31, Forward, Tampa, Fla.)

2011 and 2012 ACC Defensive Player of the Year, 2011 FoxSports.com National Defensive Player of the Year • 2012 first-team All-ACC • UNC's career leader in blocks per game and second all-time in blocks.

Years	GP-GS	MIN	AVE	FG	FG%	3FG	3FG%	FT	FT%	OFF	DEF	REB	AVG	PF	A	TO	BL	ST	PTS	AVG
2009-10	37-12	586	15.8	88-181	.486	4-18	.222	32-73	.438	60	103	163	4.4	39	34	45	60	26	212	5.7
2010-11	37-36	989	26.7	182-364	.500	1-6	.167	68-142	.479	120	254	374	10.1	65	30	76	118	22	433	11.7
2011-12	35-34	1019	29.1	205-410	.500	0-0	—	69-135	.511	89	259	348	9.9	55	44	45	101	20	479	13.7
Totals	109-82	2594	23.8	475-955	.497	5-24	.208	169-350	.483	269	616	885	8.1	159	108	166	279	68	1124	10.3

HICKS, ISIAH (#4, Forward, Oxford, N.C.)

Starting power forward on 2017 NCAA champions • shares UNC record for ACC wins (59) and is second in career games played (151) • key basket with 26 seconds to play in 2017 national championship game vs. Gonzaga.

Years	GP-GS	MIN	AVE	FG	FG%	3FG	3FG%	FT	FT%	OFF	DEF	REB	AVG	PF	A	TO	BL	ST	PTS	AVG
2013-14	34-0	249	7.3	15-36	.417	1-5	.200	11-19	.579	14	21	35	1.0	35	7	14	12	5	42	1.2
2014-15	38-3	562	14.8	99-182	.544	0-1	.000	54-87	.621	56	57	113	3.0	95	11	34	15	9	252	6.6
2015-16	40-3	723	18.1	132-215	.614	0-0	—	93-123	.756	79	106	185	4.6	121	27	47	23	20	357	8.9
2016-17	39-39	907	23.3	174-302	.576	0-0	—	113-145	.779	72	141	213	5.5	119	55	64	29	16	461	11.8
Totals	151-45	2441	16.2	420-735	.571	1-6	.167	271-374	.725	221	325	546	3.6	370	100	159	79	50	1112	7.4

JACKSON, JUSTIN (#44, Forward, Tomball, Texas)

2017 consensus first-team All-America and ACC Player of the Year • joined Lennie Rosenbluth and Ty Lawson as the only Tar Heels to win ACC Player-of-the-Year honors and lead UNC to NCAA title in the same year • set single-season UNC record for three-pointers with 105 in 2017 • second in UNC history in NCAA Tournament scoring with 239 points • led UNC in scoring in 2017 Final Four with 38 points • joined Rick Fox as the only Tar Heels with 1,600 points, 150 three-pointers, 400 rebounds and 300 assists.

Years	GP-GS	MIN	AVE	FG	FG%	3FG	3FG%	FT	FT%	OFF	DEF	REB	AVG	PF	A	TO	BL	ST	PTS	AVG
2013-14	38-37	1014	26.7	157-329	.477	28-92	.304	66-93	.710	52	87	139	3.7	55	88	52	19	20	408	10.7
2014-15	40-38	1135	28.4	194-416	.466	35-120	.292	64-96	.667	71	85	156	3.9	69	113	42	17	25	487	12.2
2015-16	40-39	1280	32.0	264-596	.443	105-284	.370	98-131	.748	58	128	186	4.7	55	113	68	9	31	731	18.3
Totals	118-114	3429	29.1	615-1341	.459	168-496	.339	228-320	.713	181	300	481	4.1	179	314	162	45	76	1626	13.8

JAMISON, ANTAWN (#31, Forward, Charlotte, N.C.)

1998 National and ACC Player of the Year, ACC Tournament and NCAA East Regional MVP • three-time first-team All-ACC.

Years	GP-GS	MIN	AVE	FG	FG%	3FG	3FG%	FT	FT%	OFF	DEF	REB	AVG	PF	A	TO	BL	ST	PTS	AVG
1995-96	32			201-322	.624	0-1	.000	82-156	.526	119	190	309	9.7	69	33	59	33	25	484	15.1
1996-97	35			270-496	.544	2-11	.182	126-203	.621	131	198	329	9.4	93	30	63	22	40	668	19.1
1997-98	37			316-546	.579	6-15	.400	184-276	.667	126	263	389	10.5	94	30	61	30	28	822	22.2
Totals	104	3479	33.5	787-1364	.577	8-27	.296	392-635	.617	376	651	1027	9.9	256	93	183	85	93	1974	19.0

JOHNSON, BRICE (#11, Forward, Orangeburg, S.C.)

2016 consensus first-team All-America, first-team All-ACC, NCAA East Regional MVP and All-ACC Tournament, All-East Regional and All-Final Four • set UNC's single-season rebound (416) and double-doubles (23) record in 2016.

Years	GP-GS	MIN	AVE	FG	FG%	3FG	3FG%	FT	FT%	OFF	DEF	REB	AVG	PF	A	TO	BL	ST	PTS	AVG
2012-13	36-2	380	10.6	90-176	.511	0-0	-	15-26	.577	33	82	115	3.2	56	10	19	19	17	195	5.4
2013-14	34-2	661	19.4	150-265	.566	0-0	-	51-82	.622	77	132	209	6.1	95	30	40	43	25	351	10.3
2014-15	38-37	940	24.7	207-366	.566	0-0	-	78-115	.678	89	206	295	7.8	112	35	58	42	26	492	12.9
2015-16	40-39	1121	28.0	267-435	.614	0-0	-	144-184	.783	115	301	416	10.4	106	58	71	59	43	678	17.0
Totals	148-80	3102	21.0	714-1242	.575	0-0	-	288-407	.708	314	721	1035	7.0	369	133	188	163	111	1716	11.6

JOHNSON, CAMERON (#13, Guard, Moon Township, Pa.)

Led ACC in three-point percentage in 2019 (.457) • second-most threes in a season in UNC history (96) • first-team All-ACC.

Years	GP-GS	MIN	AVE	FG	FG%	3FG	3FG%	FT	FT%	OFF	DEF	REB	AVG	PF	A	TO	BL	ST	PTS	AVG
2017-18	26-20	762	29.3	113-265	.426	47-138	.341	50-59	.847	44	78	122	4.7	45	60	27	5	18	323	12.4
2018-19	36-36	1078	29.9	211-417	.506	96-210	.457	90-110	.818	65	142	207	5.8	53	86	54	10	43	608	16.9
Totals	62-56	1840	29.7	324-682	.475	143-348	.411	140-169	.828	109	220	329	5.3	98	146	81	15	16	931	15.0

JONES, BOBBY (#34, Forward, Charlotte, N.C.)

Finished career as Carolina's leader in field goal percentage (.608) • 2019 Naismith Hall of Fame inductee.

Years	GP-GS	MIN	AVE	FG	FG%	3FG	3FG%	FT	FT%	OFF	DEF	REB	AVG	PF	A	TO	BL	ST	PTS	AVG
1971-72	31			127-190	.668			62-95	.653			195	6.3	78	75				316	10.2
1972-73	33			206-343	.601			84-128	.656			348	10.5	89	130				496	15.0
1973-74	28			189-326	.580			74-120	.617			274	9.8	72	80				452	16.1
Totals	92			522-859	.608			220-343	.641			817	8.9	239	285				1264	13.7

JORDAN, MICHAEL (#23, Guard, Wilmington, N.C.)

Two-time National Player of the Year, All-America and Olympic gold medalist • hit game-winning shot against Georgetown in 1982 NCAA championship game • named best male athlete in ACC history and ESPN's Greatest Athlete of the 20th Century.

Years	GP-GS	MIN	AVE	FG	FG%	3FG	3FG%	FT	FT%	OFF	DEF	REB	AVG	PF	A	TO	BL	ST	PTS	AVG
1981-82	34			191-358	.534			78-108	.722			149	4.4	91	61	57	8	41	460	13.5
1982-83	36			282-527	.535	34-76	.447	123-167	.737			197	5.5	110	56	76	28	78	721	20.0
1983-84	31			247-448	.551			113-145	.779			163	5.3	70	64	67	35	50	607	19.6
Totals	101	3107	30.8	720-1333	.540	34-76	.447	314-420	.748			509	5.0	271	181	200	71	169	1788	17.7

KARL, GEORGE (#22, Guard, Pittsburgh, Pa.)

Point guard led UNC to 1972 Final Four and 1971 NIT title.

Years	GP-GS	MIN	AVE	FG	FG%	3FG	3FG%	FT	FT%	OFF	DEF	REB	AVG	PF	A	TO	BL	ST	PTS	AVG
1970-71	32			150-286	.524			92-115	.800			104	3.3	88	78				392	12.3
1971-72	29			125-241	.519			89-113	.788			72	2.5	85	124				339	11.7
1972-73	33			219-437	.501			124-163	.761			103	3.1	105	192				562	17.0
Totals	94			494-964	.512			305-391	.780			279	3.0	278	394				1293	13.8

KEARNS, TOMMY (#40, Guard, Bergenfield, N.J.)

Point guard on 1957 team that went 32-0 and won NCAA title • two-time All-ACC selection.

Years	GP-GS	MIN	AVE	FG	FG%	3FG	3FG%	FT	FT%	OFF	DEF	REB	AVG	PF	A	TO	BL	ST	PTS	AVG
1955-56	22			38-106	.358			55-84	.655			45	2.0	48					131	5.9
1956-57	32			138-318	.434			134-197	.680			100	3.1	71					410	12.8
1957-58	26			135-328	.412			118-188	.627			93	3.6	71					388	14.9
Totals	80			311-752	.414			307-469	.655			238	3.0	190					929	11.6

KUESTER, JOHN (#15, Guard, Richmond, Va.)

MVP of the ACC Tournament and NCAA East Regional in 1977.

Years	GP-GS	MIN	AVE	FG	FG%	3FG	3FG%	FT	FT%	OFF	DEF	REB	AVG	PF	A	TO	BL	ST	PTS	AVG
1973-74	28			10-20	.500			12-15	.800			12	0.4	25	22				32	1.1
1974-75	31			30-66	.455			33-49	.673			30	0.9	57	61				93	3.0
1975-76	29			86-193	.446			30-42	.714			54	1.9	74	154		4	52	202	7.0
1976-77	33			125-242	.517			71-87	.816			73	2.2	80	133		4	66	321	9.7
Totals	121			251-521	.482			146-193	.756			169	1.4	236	370		8*	118*	648	5.4

KUPCHAK, MITCH (#21, Center, Brentwood, N.Y)

ACC Player of the Year and All-America in 1976 • one of seven Tar Heels to average a career double-double in scoring and rebounding.

Years	GP-GS	FG	FG%	FT	FT%	REB	AVG	PF	A	BL	ST	PTS	AVG
1972-73	33	99-164	.604	56-95	.589	165	5.0	57	34			254	7.7
1973-74	27	123-219	.562	44-70	.629	191	7.1	67	50			290	10.7
1974-75	31	239-397	.602	97-150	.647	334	10.8	90	39			575	18.5
1975-76	28	190-330	.576	112-150	.747	316	11.3	77	37	32	15	492	17.6
Totals	119	651-1110	.586	309-465	.665	1006	8.5	291	160	32*	15*	1611	13.5

LaGARDE, TOMMY (#35, Forward, Detroit, Mich.)

1976 Olympic gold medalist.

Years	GP-GS	FG	FG%	FT	FT%	REB	AVG	PF	A	BL	ST	PTS	AVG
1973-74	22	20-36	.556	9-19	.474	34	1.5	24	4			49	2.2
1974-75	31	83-157	.529	72-98	.735	143	4.6	98	36			238	7.7
1975-76	29	156-255	.612	106-131	.809	221	7.6	89	24	15	26	418	14.4
1976-77	20	108-182	.593	86-110	.782	147	7.4	69	18	31	18	302	15.1
Totals	102	367-630	.583	273-358	.763	545	5.3	280	82	46*	44*	1007	9.9

LANG, KRIS (#42, Forward, Gastonia, N.C.)

Four-year starter led UNC to 2000 Final Four and a No. 1 ranking in 2001.

Years	GP-GS	MIN	AVE	FG	FG%	3FG	3FG%	FT	FT%	OFF	DEF	REB	AVG	PF	A	TO	BL	ST	PTS	AVG
1998-99	34			148-256	.578	0-0	—	63-94	.670	52	130	182	5.4	72	16	49	16	22	359	10.6
1999-2000	35			122-240	.508	0-0	—	51-78	.654	55	96	151	4.3	68	10	54	21	19	295	8.4
2000-01	33			160-291	.550	0-0	—	53-102	.520	69	119	188	5.7	76	23	52	22	18	373	11.3
2001-02	26			146-291	.502	0-1	.000	73-113	.646	43	114	157	6.0	62	25	51	33	22	365	14.0
Totals	128	3256	25.4	576-1078	.534	0-1	.000	240-387	.620	219	459	678	5.3	278	74	206	92	81	1392	10.9

LARESE, YORK (#22, Forward, New York, N.Y.)

Three-time All-ACC selection • holds ACC single-game free throw record (21 for 21 against Duke).

Years	GP-GS	MIN	AVE	FG	FG%	FT	FT%	REB	AVG	PF	A	PTS	AVG
1958-59	25	854	34.2	141-310	.454	96-132	.727	128	5.1	76	73	378	15.1
1959-60	24			123-310	.397	131-151	.868	132	5.5	69		377	15.7
1960-61	23			204-437	.467	124-158	.785	147	6.4	61		532	23.1
Totals	72			468-1057	.443	351-441	.796	407	5.7	206		1287	17.9

LAWSON, TY (#5, Guard, Clinton, Md.)

Led UNC to 2009 NCAA title • Cousy Award winner, first-team All-America, ACC Player of the Year and NCAA South Regional MVP • second in ACC history in assist-error • set single-season ACC assist-error record in 2009 • set NCAA finals record with eight steals against Michigan State.

Years	GP-GS	MIN	AVE	FG	FG%	3FG	3FG%	FT	FT%	OFF	DEF	REB	AVG	PF	A	TO	BL	ST	PTS	AVG
2006-07	38-31	977	25.7	141-282	.500	31-87	.356	75-109	.688	27	85	112	2.9	90	213	83	4	58	388	10.2
2007-08	32-29	810	25.3	140-272	.515	30-83	.361	96-115	.835	15	72	87	2.7	56	165	70	1	51	406	12.7
2008-09	35-35	1048	29.9	182-342	.532	51-108	.472	166-208	.798	23	81	104	3.0	59	230	66	5	75	581	16.6
Totals	105-95	2835	27.0	463-896	.517	112-278	.403	337-432	.780	65	238	303	2.9	205	608	219	10	184	1375	13.1

LEBO, JEFF (#14, Guard, Carlisle, Pa.)

Is second in career three-point accuracy and fourth in free throw percentage.

Years	GP-GS	MIN	AVE	FG	FG%	3FG	3FG%	FT	FT%	OFF	DEF	REB	AVG	PF	A	TO	BL	ST	PTS	AVG
1985-86	34			130-253	.514			54-73	.740			84	2.5	70	137	46	1	40	314	9.2
1986-87	34			156-293	.532	67-149	.450	79-93	.849	17	55	72	2.1	73	144	64	3	46	458	13.5
1987-88	33			120-275	.436	78-168	.464	86-98	.878	15	72	87	2.6	66	159	76	1	34	404	12.2
1988-89	32			118-274	.431	66-176	.375	89-103	.864	17	67	84	2.6	75	140	77	2	39	391	12.2
Totals	133	4053	30.5	524-1095	.479	211-493	.428	308-367	.839			327	2.5	284	580	263	7	159	1567	11.8

LEWIS, BOBBY (#22, Guard, Washington, D.C.)

Holds single-game UNC scoring record (49 vs. Florida State) • two-time All-America • third in career points per game.

Years	GP-GS	FG	FG%	FT	FT%	REB	AVG	PF	PTS	AVG
1964-65	24	191-391	.488	123-175	.703	192	8.0	53	505	21.0
1965-66	27	259-489	.530	222-274	.810	142	5.3	59	740	27.4
1966-67	32	212-475	.446	167-211	.791	176	5.5	82	591	18.5
Totals	83	662-1355	.489	512-660	.776	510	6.1	194	1836	22.1

LIFSON, AL (#12/21, Forward, Elizabeth, N.J.)

Held UNC career scoring mark prior to Lennie Rosenbluth.

Years	GP-GS	FG	FG%	FT	FT%	REB	AVG	PF	PTS	AVG
1951-52	27	162-401	.404	99					425	15.8
1952-53	23	118-334	.353	100-140	.714				336	14.6
1953-54	19	102-260	.392	72-101	.713	66	3.5	71	276	14.5
1954-55	21	93-216	.431	95-139	.683	88	4.2	76	281	13.4
Totals	90	475-1211	.392	366					1318	14.6

LITTLE, NASSIR (#5, Forward, Orange Park, Fla.)

Selected in the first round of the 2019 NBA Draft by Portland.

Years	GP-GS	MIN	AVE	FG	FG%	3FG	3FG%	FT	FT%	OFF	DEF	REB	AVG	PF	A	TO	BL	ST	PTS	AVG
2018-19	36-0	654	18.2	131-273	.480	14-52	.269	77-100	.770	58	109	167	4.6	59	24	48	19	19	353	9.8

LOVE, CALEB (#2, Guard, St. Louis, Mo.)

Third all-time at UNC with 200 three-pointers, including memorable ones to help beat UCLA in 2022 Sweet 16 and Duke in the Final Four • earned NCAA All-East Region and Final Four honors as a sophomore • scored 27 points in national semifinal win over Duke.

Years	GP-GS	MIN	AVE	FG	FG%	3FG	3FG%	FT	FT%	OFF	DEF	REB	AVG	PF	A	TO	BL	ST	PTS	AVG
2020-21	29-26	806	27.8	104-329	.316	34-128	.266	63-78	.808	11	64	75	2.6	62	104	91	10	34	305	10.5
2021-22	39-38	1331	34.1	198-534	.371	93-258	.360	132-153	.863	8	125	133	3.4	68	139	106	9	37	621	15.9
2022-23	33-32	1179	35.7	188-497	.378	73-244	.299	101-132	.765	11	110	121	3.7	61	94	80	7	35	550	16.6
Totals	101-96	3315	32.8	490-1360	.360	200-630	.317	296-363	.815	30	299	329	3.3	191	337	277	26	106	1476	14.6

LYNCH, GEORGE (#34, Forward, Roanoke, Va.)

Captain on 1993 national champions • second in UNC career steals and third in rebounds.

Years	GP-GS	MIN	AVE	FG	FG%	3FG	3FG%	FT	FT%	OFF	DEF	REB	AVG	PF	A	TO	BL	ST	PTS	AVG
1989-90	34			112-215	.521	1-3	.333	67-101	.663	77	106	183	5.4	105	34	66	14	37	292	8.6
1990-91	35			172-329	.523	7-10	.700	85-135	.630	105	153	258	7.4	91	41	86	15	49	436	12.5
1991-92	33			192-356	.539	1-8	.125	74-114	.649	111	180	291	8.8	105	86	77	10	66	459	13.9
1992-93	38			235-469	.501	2-11	1.82	88-132	.667	138	227	365	9.6	85	72	89	21	89	560	14.7
Totals	140	3706	26.5	711-1369	.519	11-32	.344	314-482	.651	431	666	1097	7.8	386	233	318	60	241	1747	12.5

MADDEN, KEVIN (#22, Forward, Staunton, Va.)

Scored over 1,000 points • key scorer on 1989 ACC Tournament champions.

Years	GP-GS	MIN	AVE	FG	FG%	3FG	3FG%	FT	FT%	OFF	DEF	REB	AVG	PF	A	TO	BL	ST	PTS	AVG
1985-86	34			68-115	.591			32-46	.696			61	1.8	35	38	34	6	11	168	4.9
1987-88	32			107-186	.575	19-41	.463	41-60	.683	25	65	90	2.8	40	51	45	5	25	274	8.6
1988-89	37			224-381	.588	8-31	.258	86-141	.610	52	125	177	4.8	67	70	66	17	37	542	14.6
1989-90	31			120-211	.569	2-12	.167	70-99	.707	55	92	147	4.7	57	58	65	7	27	312	10.1
Totals	134	2860	21.3	519-893	.581	29-84	.345	229-346	.662			475	3.5	199	217	210	35	100	1296	9.7

MANEK, BRADY (#45, Forward, Harrah, Okla.)

2022 NCAA All-East Regional • led ACC in three-point field goal percentage (.403) • made 98 three-pointers, second most in a season by a Tar Heel • made 22 threes in six NCAA Tournament games, most in a season by a Tar Heel • scored 54 points in first two NCAA Tourney games.

Years	GP-GS	MIN	AVE	FG	FG%	3FG	3FG%	FT	FT%	OFF	DEF	REB	AVG	PF	A	TO	BL	ST	PTS	AVG
2021-22	39-27	1187	30.4	219-444	.493	98-243	.403	53-76	.697	58	179	237	6.1	65	70	59	27	23	589	15.1

MARSHALL, KENDALL (#5, Point Guard, Dumfries, Va.)

2012 Bob Cousy Award winner, CBSsports.com first-team All-America • set ACC career record for assist-turnover ratio, second in ACC history in assists per game, UNC career leader in assists per game and assist-turnover ratio • set ACC single-season records in 2012 for assists, assists per game and double-figure assist games.

Years	GP-GS	MIN	AVE	FG	FG%	3FG	3FG%	FT	FT%	OFF	DEF	REB	AVG	PF	A	TO	BL	ST	PTS	AVG
2010-11	37-20	912	24.6	76-182	.418	20-53	.377	58-84	.690	6	71	77	2.1	50	230	92	3	40	230	6.2
2011-12	36-35	1188	33.0	105-225	.467	28-79	.354	55-79	.696	6	88	94	2.6	56	351	101	6	43	293	8.1
Totals	73-55	2100	28.8	181-407	.445	48-132	.364	113-163	.693	12	159	171	2.3	106	581	193	9	83	523	7.2

MAY, SEAN (#42, Forward, Bloomington, Ind.)

2005 Final Four Most Outstanding Player, NCAA Regional MVP, ACC Male Athlete of the Year, All-ACC • 26 points, 10 rebounds in national championship game vs. Illinois.

Years	GP-GS	MIN	AVE	FG	FG%	3FG	3FG%	FT	FT%	OFF	DEF	REB	AVG	PF	A	TO	BL	ST	PTS	AVG
2002-03	11	306	27.8	51-108	.472	0-4	.000	23-40	.575	25	64	89	8.1	24	11	20	17	125	11.4	
2003-04	29-29	839	28.9	163-352	.463	0-4	.000	115-167	.689	100	185	285	9.8	76	40	69	37	40	441	15.2
2004-05	37-36	992	26.8	228-402	.567	0-3	.000	191-252	.758	142	255	397	10.7	88	62	94	38	43	647	17.5
Totals	77	2139	27.8	442-862	.513	0-11	.000	329-459	.717	267	504	771	10.0	188	113	184	95	100	1213	15.8

MAYE, LUKE (#32, Forward, Hendersonville, N.C.)

2017 NCAA South Regional Most Outstanding Player • made game-winning basket with 0.3 seconds to play to beat Kentucky in 2017 Elite Eight • first-team All-ACC as a junior • two-time second-team Academic All-America and two-time ACC Scholar-Athlete of the Year • most rebounds in consecutive seasons by a Tar Heel • only Tar Heel to score 30 points at both Duke and NC State and only Tar Heel with three 30-point games against NC State.

Years	GP-GS	MIN	AVE	FG	FG%	3FG	3FG%	FT	FT%	OFF	DEF	REB	AVG	PF	A	TO	BL	ST	PTS	AVG
2015-16	33-0	178	5.4	15-40	.375	2-7	.286	60-14	.429	24	30	54	1.6	26	7	10	3	3	38	1.2
2016-17	35-1	497	14.2	78-163	.479	16-40	.400	22-38	.579	58	80	138	3.9	63	41	30	7	15	194	5.5
2017-18	37-37	1193	32.2	251-516	.486	50-116	.431	73-117	.624	113	260	373	10.1	92	88	69	38	36	625	16.9
2018-19	36-36	1112	30.9	198-460	.430	36-125	.288	103-133	.774	92	285	377	10.5	93	84	71	20	23	535	14.9
Totals	141-74	2980	21.1	542-1179	.460	104-288	.361	204-302	.675	287	655	942	6.7	274	220	180	68	77	1392	9.9

McADOO, JAMES MICHAEL (#43, Forward, Norfolk, Va.)

Second-team All-ACC in 2013 and 2014.

Years	GP-GS	MIN	AVE	FG	FG%	3FG	3FG%	FT	FT%	OFF	DEF	REB	AVG	PF	A	TO	BL	ST	PTS	AVG
2011-12	38-3	594	15.6	85-196	.434	0-0	—	60-94	.638	53	94	147	3.9	53	11	29	13	33	230	6.1
2012-13	36-36	1076	29.9	209-470	.445	0-2	.000	100-173	.578	89	174	263	7.3	84	41	96	14	54	518	14.4
2013-14	34-34	1023	30.1	173-378	.458	0-7	.000	138-257	.537	90	140	230	6.8	92	59	48	31	45	484	14.2
Totals	108-73	2693	24.9	467-1044	.447	0-9	.000	298-524	.569	232	408	640	5.9	229	111	173	58	132	1232	11.4

McADOO, ROBERT (#35, Center, Greensboro, N.C.)

First-team All-America, ACC Tournament MVP • led UNC to 1972 Final Four.

Years	GP-GS	MIN	AVE	FG	FG%	3FG	3FG%	FT	FT%	OFF	DEF	REB	AVG	PF	A	TO	BL	ST	PTS	AVG
1971-72	31			243-471	.516	—	—	118-167	.707			312	10.1	83	72				604	19.5

McCANTS, RASHAD (#32, Forward, Asheville, N.C.)
 First-team All-ACC in 2004 • second-leading scorer on 2005 national champions.

Years	GP-GS	MIN	AVE	FG	FG%	3FG	3FG%	FT	FT%	OFF	DEF	REB	AVG	PF	A	TO	BL	ST	PTS	AVG
2002-03	35	1048	29.9	215-438	.491	72-174	.414	92-132	.697	58	104	162	4.6	95	51	81	19	49	594	17.0
2003-04	30-29	961	32.0	216-451	.479	78-191	.408	89-119	.748	62	75	137	4.6	62	65	76	20	53	599	20.0
2004-05	33-30	856	25.9	183-374	.489	71-168	.423	91-126	.722	27	72	99	3.0	80	88	63	22	43	528	16.0
Totals	98	2863	29.2	614-1263	.486	221-533	.415	272-377	.721	147	251	398	4.1	237	204	220	61	145	1721	17.6

McINNIS, JEFF (#5, Guard, Charlotte, N.C.)
 Point guard on 1995 NCAA Southeast Regional champions • two-time All-ACC (second team in 1996, third team in 1995).

Years	GP-GS	MIN	AVE	FG	FG%	3FG	3FG%	FT	FT%	OFF	DEF	REB	AVG	PF	A	TO	BL	ST	PTS	AVG
1993-94	35			70-153	.458	27-65	.415	30-47	.638	16	42	58	1.7	31	85	50	0	26	197	5.6
1994-95	34			155-316	.491	44-112	.393	66-99	.667	30	108	138	4.1	74	180	72	0	44	420	12.4
1995-96	31			178-409	.435	67-171	.392	88-110	.800	17	64	81	2.6	72	170	78	0	38	511	16.5
Totals	100	2745	27.5	403-878	.459	138-348	.397	184-256	.719	63	214	277	2.8	177	435	200	0	108	1128	11.3

MEEKS, KENNEDY (#3, Forward, Charlotte, N.C.)
 One of six Tar Heels to start in two national championship games • fifth in career rebounds at UNC with 1,052 • career-high 25 points and 14 rebounds in 2017 national semifinal vs. Oregon • career-high 17 rebounds in 2017 South Regional final vs. Kentucky • had key offensive rebound, block and steal in the final 30 seconds of the 2017 national championship game vs. Gonzaga.

Years	GP-GS	MIN	AVE	FG	FG%	3FG	3FG%	FT	FT%	OFF	DEF	REB	AVG	PF	A	TO	BL	ST	PTS	AVG
2013-14	34-17	553	16.3	103-188	.548	0-0	—	51-87	.586	80	127	207	6.1	58	27	35	27	11	257	7.6
2014-15	37-32	862	23.3	168-299	.562	0-1	.000	84-131	.641	95	176	271	7.3	98	39	58	46	23	420	11.4
2015-16	33-28	679	20.6	131-239	.548	0-0	—	42-61	.689	80	116	196	5.9	74	35	46	34	27	304	9.2
2016-17	40-40	973	24.3	206-371	.555	0-0	—	89-143	.622	152	226	378	9.5	94	41	48	47	38	501	12.5
Totals	144-117	3067	21.3	608-1097	.554	0-1	.000	266-422	.630	407	645	1052	7.3	324	142	187	154	99	1482	10.3

MILLER, LARRY (#44, Forward, Catawauqua, Pa.)
 Two-time All-America, ACC Player of the Year and ACC Tournament MVP • 2022 College Basketball Hall of Fame inductee • consensus first-team All-America in 1968 with Lew Alcindor, Elvin Hayes, Pete Maravich and Wes Unseld.

Years	GP-GS	MIN	AVE	FG	FG%	FT	FT%	REB	AVG	PF	PTS	AVG
1965-66	27			219-400	.548	127-187	.679	277	10.3	64	565	20.9
1966-67	32			278-553	.503	144-218	.661	299	9.3	90	700	21.9
1967-68	32			268-545	.492	181-256	.707	261	8.2	70	717	22.4
Totals	91			765-1498	.511	452-661	.684	837	9.2	224	1982	21.8

MOE, DOUG (#35, Forward, Brooklyn, N.Y.)
 Second in UNC career rebounding average • one of seven Tar Heels to average a career double-double.

Years	GP-GS	MIN	AVE	FG	FG%	FT	FT%	REB	AVG	PF	A	PTS	AVG
1958-59	25	846	33.8	106-265	.400	104-164	.634	179	7.2	74	67	316	12.6
1959-60	12			60-144	.417	82-113	.726	135	11.3	36		202	16.8
1960-61	23			163-401	.406	143-207	.691	321	14.0	58		469	20.4
Totals	60			329-810	.406	329-484	.680	635	10.6	168		987	16.5

MONTROSS, ERIC (#00, Center, Indianapolis, Ind.)
 Two-time All-ACC, 1994 All-America • starting center on 1993 national champions.

Years	GP-GS	MIN	AVE	FG	FG%	3FG	3FG%	FT	FT%	OFF	DEF	REB	AVG	PF	A	TO	BL	ST	PTS	AVG
1990-91	35			81-138	.587	0-0	—	41-67	.612	47	101	148	4.2	79	11	32	30	6	203	5.8
1991-92	31			140-244	.574	0-0	—	68-109	.624	92	126	218	7.0	112	18	47	30	17	348	11.2
1992-93	38			222-361	.615	0-0	—	156-228	.684	126	164	290	7.6	113	28	66	47	22	600	15.8
1993-94	35			183-327	.560	0-0	—	110-197	.558	116	169	285	8.1	102	29	66	62	18	476	13.6
Totals	139	3501	25.2	626-1070	.585	0-0	—	375-601	.624	381	560	941	6.8	406	86	211	169	63	1627	11.7

O'KOREN, MIKE (#31, Forward, Jersey City, N.J.)
 One of seven ACC players to earn first-team All-America honors three times • scored 31 against UNLV in 1977 Final Four.

Years	GP-GS	MIN	AVE	FG	FG%	FT	FT%	REB	AVG	PF	A	TO	BL	ST	PTS	AVG
1976-77	33			172-298	.577	114-157	.726	217	6.6	91	60	7	48	458	13.9	
1977-78	27			173-269	.643	122-163	.748	180	6.7	76	85	7	46	468	17.3	
1978-79	28			135-259	.521	144-188	.766	202	7.2	77	99	15	46	414	14.8	
1979-80	29			163-298	.547	99-152	.651	216	7.4	83	104	8	43	425	14.7	
Totals	117	3721	31.8	643-1124	.572	479-660	.726	815	7.0	327	348	73	37	183	1765	15.1

OKULAJA, ADEMOLA (#13, Forward, Berlin, Germany)
 First-team All-ACC in 1999 • starting small forward on 1997 and 1998 ACC champions, Final Four teams.

Years	GP-GS	MIN	AVE	FG	FG%	3FG	3FG%	FT	FT%	OFF	DEF	REB	AVG	PF	A	TO	BL	ST	PTS	AVG
1995-96	32			64-122	.525	20-41	.488	49-66	.742	65	102	167	5.2	72	69	63	8	34	197	6.2
1996-97	35			101-243	.416	40-111	.360	38-66	.576	80	146	226	6.5	76	96	67	7	51	280	8.0
1997-98	38			104-251	.414	24-93	.258	71-114	.623	75	138	213	5.6	72	80	59	8	44	303	8.0
1998-99	34			155-351	.442	59-137	.431	105-141	.745	90	194	284	8.4	54	82	67	10	46	474	13.9
Totals	139	4396	31.6	424-967	.438	143-382	.374	263-387	.680	310	580	890	6.4	274	327	256	33	175	1254	9.0

PAIGE, MARCUS (#5, Guard, Marion, Iowa)
 First-team All-ACC and second-team All-America in 2014 • three-time Academic All-America and two-time winner of the ACC's Skip Prosser Award • set UNC records for most career 3FGs and most NCAA Tournament threes in a season and career • one of two players in ACC history with 1,800 points, 500 assists, 300 rebounds, 275 three-pointers and 200 steals.

Years	GP-GS	MIN	AVE	FG	FG%	3FG	3FG%	FT	FT%	OFF	DEF	REB	AVG	PF	A	TO	BL	ST	PTS	AVG
2012-13	35-34	1021	29.2	95-267	.356	45-131	.344	51-61	.836	8	86	94	2.7	61	161	86	5	48	286	8.2
2013-14	34-33	1211	35.6	191-434	.440	86-221	.389	128-146	.877	18	91	109	3.2	68	143	73	7	51	596	17.5
2014-15	38-38	1263	33.2	172-416	.413	94-238	.395	96-111	.865	14	96	110	2.9	62	170	73	8	65	534	14.1
2015-16	34-34	1075	31.6	141-354	.398	74-208	.356	72-93	.774	15	71	86	2.5	51	128	42	15	39	428	12.6
Totals	141-139	4570	32.4	599-1471	.407	299-798	.375	347-411	.844	55	344	399	2.8	242	602	274	35	203	1844	13.1

PERKINS, SAM (#41, Center, Latham, N.Y.)

Held school record for rebounds from 1984 to 2009 • three-time first-team All-America • 1981 ACC Rookie of the Year • UNC's third-leading scorer in history • starting center on 1982 national champions.

Years	GP-GS	MIN	AVE	FG	FG%	3FG	3FG%	FT	FT%	REB	AVG	PF	A	TO	BL	ST	PTS	AVG
1980-81	37			199-318	.626			152-205	.741	289	7.8	115	27	87	67	23	550	14.9
1981-82	32			174-301	.578			109-142	.768	250	7.8	74	35	53	53	33	457	14.3
1982-83	35			218-415	.525	12-28	.429	145-177	.819	330	9.4	91	47	71	65	41	593	16.9
1983-84	31			195-331	.589			155-181	.856	298	9.6	70	51	61	60	28	545	17.6
Totals	135	4459	33.0	786-1365	.576	12-28	.429	561-705	.796	1168	8.7	350	160	272	245	125	2145	15.9

PHELPS, DERRICK (#14, Guard, Pleasantville, N.Y.)

Holds Carolina career record for steals (247) • starting point guard on 1993 national champions • first-team All-ACC 1994.

Years	GP-GS	MIN	AVE	FG	FG%	3FG	3FG%	FT	FT%	OFF	DEF	REB	AVG	PF	A	TO	BL	ST	PTS	AVG
1990-91	30			25-51	.490	2-9	.222	16-21	.762	7	26	33	1.1	30	58	40	3	27	68	2.3
1991-92	33			106-265	.400	17-60	.283	74-104	.712	24	91	115	3.5	75	207	111	10	78	303	9.2
1992-93	36			111-243	.457	15-48	.313	56-83	.675	56	101	157	4.4	68	196	110	3	82	293	8.1
1993-94	33			97-198	.490	25-66	.379	86-115	.748	39	88	127	3.8	61	176	78	2	60	305	9.2
Totals	132	3239	24.5	339-757	.448	59-183	.322	232-323	.718	126	306	432	3.3	234	637	339	18	247	969	7.3

PINSON, THEO (#1, Forward/Guard, Greensboro, N.C.)

One of three Tar Heels (with Ed Cota and Walter Davis) with 500 rebounds and 400 assists • third all-time at UNC in assist/turnover ratio (players with 400 or more assists) • starter on 2017 national champions • first-team 2018 All-ACC Tournament.

Years	GP-GS	MIN	AVE	FG	FG%	3FG	3FG%	FT	FT%	OFF	DEF	REB	AVG	PF	A	TO	BL	ST	PTS	AVG
2014-15	24-1	300	12.5	25-68	.368	7-26	.269	11-18	.611	21	51	72	3.0	22	37	17	5	14	68	2.8
2015-16	40-7	747	18.7	59-146	.404	18-62	.290	45-67	.672	43	84	127	3.2	69	115	49	10	24	181	4.5
2016-17	21-13	500	23.8	43-113	.381	9-38	.237	33-47	.702	28	69	97	4.6	37	77	31	4	18	128	6.1
2017-18	37-37	1100	29.7	130-275	.473	12-53	.226	108-132	.818	55	185	240	6.5	84	187	89	20	40	380	10.3
Totals	122-58	2647	21.7	257-602	.427	46-179	.257	197-264	.746	147	389	536	4.4	212	416	186	39	96	757	6.2

QUIGG, JOE (#41, Forward, Brooklyn, N.Y.)

Center on 1957 unbeaten national champions • made winning free throws in third overtime in NCAA title game.

Years	GP-GS	MIN	AVE	FG	FG%	FT	FT%	REB	AVG	PF	PTS	AVG
1955-56	23			92-229	.402	91-140	.650	207	9.0	75	275	12.0
1956-57	31			111-256	.434	97-139	.698	268	8.7	91	319	10.3
Totals	54			203-485	.419	188-279	.674	475	8.8	166	594	11.0

REESE, BRIAN (#31, Forward, The Bronx, N.Y.)

Starting small forward on 1993 national champions, 1994 ACC Tournament champs.

Years	GP-GS	MIN	AVE	FG	FG%	3FG	3FG%	FT	FT%	OFF	DEF	REB	AVG	PF	A	TO	BL	ST	PTS	AVG
1990-91	33			56-105	.533	3-5	.600	18-33	.545	14	40	54	1.6	14	17	20	2	9	133	4.0
1991-92	32			120-245	.490	16-51	.314	59-76	.776	60	65	125	3.9	45	70	81	4	15	315	9.8
1992-93	35			152-300	.507	22-60	.367	72-104	.692	58	67	125	3.6	34	83	82	7	24	398	11.4
1993-94	34			107-219	.489	6-32	.188	47-92	.511	53	79	132	3.9	47	96	77	4	22	267	7.9
Totals	134	2571	19.2	435-869	.501	47-148	.318	196-305	.643	185	251	436	3.3	140	266	260	17	70	1113	8.3

REID, J.R. (#34, Forward, Virginia Beach, Va.)

One of three Tar Heels to earn NCAA Regional honors three times • 1989 ACC Tournament MVP • 1988 consensus All-America.

Years	GP-GS	MIN	AVE	FG	FG%	3FG	3FG%	FT	FT%	OFF	DEF	REB	AVG	PF	A	TO	BL	ST	PTS	AVG
1986-87	36			198-339	.584	0-0	—	132-202	.653	84	184	268	7.4	110	66	94	27	47	528	14.7
1987-88	33			222-366	.607	0-0	—	151-222	.680	69	224	293	8.9	113	57	127	38	39	595	18.0
1988-89	27			164-267	.614	0-0	—	101-151	.669	53	117	170	6.3	81	36	71	22	23	429	15.9
Totals	96	2794	29.1	584-972	.601	0-0	—	384-575	.668	206	525	731	7.6	304	159	292	87	109	1552	16.2

RICE, KING (#21, Guard, Binghamton, N.Y.)

Tri-captain on 1991 team that won ACC Tournament and won NCAA East Regional.

Years	GP-GS	MIN	AVE	FG	FG%	3FG	3FG%	FT	FT%	OFF	DEF	REB	AVG	PF	A	TO	BL	ST	PTS	AVG
1987-88	34			22-56	.393	2-12	.167	24-30	.800	5	21	26	0.8	20	55	38	0	21	70	2.1
1988-89	37			57-131	.435	18-46	.391	60-73	.822	7	40	47	1.3	36	150	72	0	34	192	5.2
1989-90	34			97-239	.406	29-94	.309	89-118	.754	16	53	69	2.0	51	217	101	0	54	312	9.2
1990-91	35			91-199	.457	26-63	.413	79-109	.725	10	52	62	1.8	51	207	76	1	38	287	8.2
Totals	140	3243	23.2	267-625	.427	75-215	.349	252-330	.764	38	166	204	1.5	158	629	287	1	147	861	6.2

ROSENBLUTH, LENNIE (#10, Forward, The Bronx, N.Y.)

1957 National and ACC Player of the Year, ACC Tournament and NCAA East Regional MVP • led UNC to 32-0 record and NCAA title • holds UNC career scoring record at 28.0 points a game.

Years	GP-GS	MIN	AVE	FG	FG%	FT	FT%	REB	AVG	PF	PTS	AVG
1954-55	21			189-444	.426	158-222	.712	246	11.7	65	536	25.5
1955-56	23			227-496	.458	160-217	.737	264	11.5	67	614	26.7
1956-57	32			306-632	.484	285-376	.758	280	8.8	83	897	28.0
Totals	76			722-1572	.459	603-815	.740	790	10.4	215	2047	26.9

SCOTT, CHARLIE (#33, Forward/Guard, New York, N.Y.)

Naismith Basketball Hall of Fame inductee in 2018 • Three-time All-ACC, two-time All-America, 1968 Olympic gold medalist, 1970 ACC Male Athlete of the Year • One of six 2,000-point scorers in UNC history • ABA Rookie of the Year • Scored game-high 25 points as Boston Celtics won game six to clinch 1976 NBA Finals.

Years	GP-GS	MIN	AVE	FG	FG%	FT	FT%	REB	AVG	PF	A	PTS	AVG
1967-68	32			234-490	.478	94-139	.676	195	6.1	89	117	562	17.6
1968-69	32			290-577	.503	134-192	.698	226	7.1	70	108	714	22.3
1969-70	27			281-611	.460	169-215	.786	232	8.6	58	85	731	27.1
Totals	91			805-1678	.480	397-546	.727	653	7.2	217	310	2007	22.1

SHAFFER, LEE (#12, Forward, Pittsburgh, Pa.)
 First-team All-America and ACC Player of the Year in 1960.

Years	GP-GS	MIN	AVE	FG	FG%	FT	FT%	REB	AVG	PF	A	PTS	AVG
1957-58	26			103-240	.430	80-108	.731	159	6.1	70		286	11.0
1958-59	25	821	32.8	128-273	.468	74-96	.770	178	7.1	59	30	330	13.2
1959-60	24			169-388	.436	99-126	.786	269	11.2	70		437	18.2
Totals	75			400-901	.444	253-330	.767	606	8.1	199	30	1053	14.0

SHARPE, DAY'RON (#11, Forward/Center, Greenville, N.C.)
 All-ACC Freshman team • Led the country in offensive rebound percentage (.183) • Set UNC record for most offensive rebounds per 40 minutes (7.0).

Years	GP-GS	MIN	AVE	FG	FG%	3FG	3FG%	FT	FT%	OFF	DEF	REB	AVG	PF	A	TO	BL	ST	PTS	AVG
2020-21	29-4	559	19.3	112-216	.519	0-2	.000	51-101	.505	98	122	220	7.6	59	42	57	26	23	275	9.5

SMITH, KENNY (#30, Guard, Queens, N.Y.)
 Basketball Times' National Player of the Year in 1987 • led UNC to 14-0 ACC record • broke UNC's career assists and steals records.

Years	GP-GS	MIN	AVE	FG	FG%	3FG	3FG%	FT	FT%	OFF	DEF	REB	AVG	PF	A	TO	BL	ST	PTS	AVG
1983-84	23			83-160	.519			44-55	.800			40	1.7	35	114	71	0	28	210	9.1
1984-85	36			173-334	.518			98-114	.860			92	2.6	54	235	102	3	64	444	12.3
1985-86	34			164-318	.516			80-99	.808			75	2.2	49	210	96	2	52	408	12.0
1986-87	34			208-414	.502	87-213	.408	71-88	.807	16	60	76	2.2	47	209	104	3	51	574	16.9
Totals	127	4233	33.3	628-1226	.512	87-213	.408	293-356	.823			283	2.2	185	768	373	8	195	1636	12.9

STACKHOUSE, JERRY (#42, Forward, Kinston, N.C.)
 Sports Illustrated's Player of the Year, All-America, All-ACC and NCAA Southeast Regional MVP in 1995.

Years	GP-GS	MIN	AVE	FG	FG%	3FG	3FG%	FT	FT%	OFF	DEF	REB	AVG	PF	A	TO	BL	ST	PTS	AVG
1993-94	35			138-296	.466	2-20	.100	150-205	.732	76	100	176	5.0	55	69	87	17	42	428	12.2
1994-95	34			215-416	.517	37-90	.411	185-260	.712	95	185	280	8.2	74	93	111	59	50	652	19.2
Totals	69	1906	27.6	353-712	.496	39-110	.355	335-465	.720	171	285	456	6.6	129	162	198	76	92	1080	15.7

THOMPSON, DEON (#21, Forward, Torrance, Calif.)
 Held NCAA record for games played (since broken) • starting power forward on 2009 national champions.

Years	GP-GS	MIN	AVE	FG	FG%	3FG	3FG%	FT	FT%	OFF	DEF	REB	AVG	PF	A	TO	BL	ST	PTS	AVG
2006-07	38-1	473	12.4	77-138	.558	0-0	—	24-37	.649	40	53	93	2.4	67	16	36	17	18	178	4.7
2007-08	39-38	836	21.4	142-295	.481	0-0	—	44-74	.595	74	113	187	4.8	91	41	53	51	27	328	8.4
2008-09	38-37	943	24.8	164-333	.492	0-0	—	73-113	.646	70	146	216	5.7	85	26	48	40	35	401	10.6
2009-10	337-37	994	26.9	196-405	.484	0-2	.000	115-166	.693	106	141	247	6.7	80	31	65	33	38	507	13.7
Totals	152-113	3246	21.4	579-1171	.494	0-2	.000	256-390	.656	290	453	743	4.9	323	114	202	141	118	1414	9.3

VAYDA, JERRY (#21/43, Forward, Bayonne, N.J.)
 Scored more than 1,000 points and was UNC's first player to earn All-ACC honors in 1954.

Years	GP-GS	MIN	AVE	FG	FG%	FT	FT%	REB	AVG	PF	PTS	AVG
1952-53	27			111-266	.417	79-120	.658				301	11.1
1953-54	21			123-298	.413	111-176	.631	183	8.7	61	357	17.0
1954-55	21			97-250	.388	113-167	.677	190	9.0	62	307	14.6
1955-56	23			67-167	.401	88-121	.727	135	5.9	62	222	9.7
Totals	92			398-981	.406	391-584	.670	508*	5.5*	185*	1187	12.9

WALLACE, RASHEED (#30, Forward, Philadelphia, Pa.)
 Earned All-America and All-ACC honors in 1995; second in ACC history in career field goal percentage.

Years	GP-GS	MIN	AVE	FG	FG%	3FG	3FG%	FT	FT%	OFF	DEF	REB	AVG	PF	A	TO	BL	ST	PTS	AVG
1993-94	35			139-230	.604	0-1	.000	55-91	.604	86	146	232	6.6	81	18	49	63	24	333	9.5
1994-95	34			238-364	.654	1-3	.333	89-141	.631	102	177	279	8.2	95	35	52	93	17	566	16.6
Totals	69	1762	25.5	377-594	.635	1-4	.250	144-232	.621	188	323	511	7.4	176	53	101	156	41	899	13.0

WHITE, COBY (#2, Guard, Goldsboro, N.C.)
 First Tar Heel freshman to score 30 or more points three times • Set UNC freshman record with 82 3FGs • Set UNC record for most threes in consecutive games (12) • No. 7 pick in the first round of the 2019 NBA Draft (Chicago).

Years	GP-GS	MIN	AVE	FG	FG%	3FG	3FG%	FT	FT%	OFF	DEF	REB	AVG	PF	A	TO	BL	ST	PTS	AVG
2018-19	35-35	999	28.5	188-445	.422	82-232	.353	104-130	.800	12	112	124	3.5	68	143	93	11	38	562	16.1

WILLIAMS, DONALD (#21, Guard, Garner, N.C.)
 Final Four MVP in 1993 • scored 25 points against Kansas and Michigan in Final Four • fourth-most 3FGs in UNC history • through 2020 is still the last player to score 25 points in both games in a Final Four.

Years	GP-GS	MIN	AVE	FG	FG%	3FG	3FG%	FT	FT%	OFF	DEF	REB	AVG	PF	A	TO	BL	ST	PTS	AVG
1991-92	29			26-69	.377	9-31	.290	4-7	.571	5	14	19	0.7	12	18	17	1	4	65	2.2
1992-93	37			174-380	.458	83-199	.417	97-117	.829	20	51	71	1.9	52	46	39	2	38	528	14.3
1993-94	26			127-301	.422	42-124	.339	77-100	.770	14	48	62	2.4	29	56	37	2	27	373	14.3
1994-95	34			189-442	.428	87-218	.399	61-97	.629	23	77	100	2.9	37	82	39	3	24	526	15.5
Totals	126	2903	23.0	516-1192	.433	221-572	.386	239-321	.745	62	190	252	2.0	130	202	132	8	93	1492	11.8

WILLIAMS, JAWAD (#21, Forward, Cleveland, Ohio)
 Starting power forward on 2005 NCAA champions.

Years	GP-GS	MIN	AVE	FG	FG%	3FG	3FG%	FT	FT%	OFF	DEF	REB	AVG	PF	A	TO	BL	ST	PTS	AVG
2001-02	28			104-202	.515	21-55	.382	44-79	.557	47	71	118	4.2	39	34	44	16	17	273	9.8
2002-03	34			182-406	.448	45-136	.331	97-129	.752	54	137	191	5.6	72	67	60	37	35	506	14.9
2003-04	29-26	780	26.9	127-277	.458	18-59	.305	92-127	.724	76	82	158	5.4	51	40	45	13	13	364	12.6
2004-05	37-37	888	24.0	178-329	.541	40-105	.381	87-107	.813	54	94	148	4.0	63	51	54	20	25	483	13.1
Totals	128	3455	27.0	591-1214	.487	124-355	.349	320-442	.724	231	384	615	4.8	225	192	203	86	90	1626	12.7

WILLIAMS, MARVIN (#24, Forward, Bremerton, Wash.)

ACC Rookie of the Year in 2005 • scored game-winning basket in 2005 NCAA championship game.

Years	GP-GS	MIN	AVE	FG	FG%	3FG	3FG%	FT	FT%	OFF	DEF	REB	AVG	PF	A	TO	BL	ST	PTS	AVG
2004-05	36-0	800	22.2	125-247	.506	19-44	.432	138-163	.847	65	171	236	6.6	92	26	56	17	39	407	11.3

WILLIAMS, SCOTT (#42, Forward/Center, Hacienda Heights, Calif.)

One of four Tar Heels with 1,000 points, 750 rebounds and 150 blocks.

Years	GP-GS	MIN	AVE	FG	FG%	3FG	3FG%	FT	FT%	OFF	DEF	REB	AVG	PF	A	TO	BL	ST	PTS	AVG
1986-87	36			78-157	.497	0-1	.000	43-77	.558	48	102	150	4.2	94	31	49	27	29	199	5.5
1987-88	34			162-283	.572	3-7	.429	107-159	.673	66	151	217	6.4	122	42	80	43	45	434	12.8
1988-89	35			165-297	.556	0-2	.000	68-104	.654	83	171	254	7.3	113	26	65	50	30	398	11.4
1989-90	33			190-343	.554	1-7	.143	96-156	.615	81	159	240	7.3	114	25	72	41	36	477	14.5
Totals	138	3049	22.1	595-1080	.551	4-17	.235	314-496	.633	278	583	861	6.2	443	124	266	161	140	1508	10.9

WILLIAMS, SHAMMOND (#3, Guard, Greenville, S.C.)

Set UNC career record for three-pointers (now second) • ACC Tournament and NCAA East Regional MVP in 1997.

Years	GP-GS	MIN	AVE	FG	FG%	3FG	3FG%	FT	FT%	OFF	DEF	REB	AVG	PF	A	TO	BL	ST	PTS	AVG
1994-95	29			12-31	.387	6-20	.300	18-21	.857	2	10	12	0.4	9	20	22	0	7	48	1.7
1995-96	32			84-186	.452	46-116	.397	53-69	.768	9	73	82	2.6	44	65	57	0	15	267	8.3
1996-97	35			155-367	.422	95-227	.419	87-107	.813	24	91	115	3.3	66	153	94	0	31	492	14.1
1997-98	38			209-428	.488	86-215	.400	133-146	.911	20	103	123	3.2	45	161	98	2	39	637	16.8
Totals	134	3163	23.6	460-1012	.455	233-578	.403	291-343	.848	55	277	332	2.5	164	399	271	2	92	1444	10.8

WOLF, JOE (#24, Forward, Kohler, Wis.)

First-team All-ACC in 1987, leading UNC to No. 1 ranking and unbeaten ACC record.

Years	GP-GS	MIN	AVE	FG	FG%	3FG	3FG%	FT	FT%	OFF	DEF	REB	AVG	PF	A	TO	BL	ST	PTS	AVG
1983-84	30			38-79	.481			25-33	.758			85	2.8	32	14	20	3	5	101	3.4
1984-85	30			112-198	.566			50-64	.781			158	5.3	79	58	59	14	17	274	9.1
1985-86	34			149-280	.532			42-59	.712			224	6.6	83	72	71	11	17	340	9.2
1986-87	34			212-371	.571	23-40	.575	69-87	.793	88	152	240	7.1	85	99	57	11	45	516	15.2
Totals	128	3185	24.9	511-928	.551	23-40	.575	186-243	.765			707	5.5	279	243	207	39	84	1231	9.6

WOOD, AL (#30, Forward, Gray, Ga.)

One of six 2,000-point scorers in UNC history • holds UNC Final Four scoring record (39 points in 1981 semifinal vs. Virginia).

Years	GP-GS	MIN	AVE	FG	FG%	3FG	3FG%	FT	FT%	OFF	DEF	REB	AVG	PF	A	TO	BL	ST	PTS	AVG
1977-78	31			125-207	.604			31-43	.721			121	3.9	73	38		16	24	281	9.1
1978-79	29			210-367	.572			95-125	.760			119	4.1	78	33		23	28	515	17.8
1979-80	29			216-378	.571			118-154	.766			151	5.2	78	51	44	12	27	550	19.0
1980-81	37			274-522	.525			121-156	.776			233	6.3	99	49	71	13	47	669	18.1
Totals	126	3766	29.9	825-1474	.560			365-478	.764			624	5.0	328	171	118	64	126	2015	16.0

WORTHY, JAMES (#52, Forward, Gastonia, N.C.)

1982 Helms National Player of the Year, Final Four, NCAA East Regional and ACC Tournament MVP • scored 28 points against Georgetown in national championship game • One of six players (all Hall of Famers) to win NBA Finals MVP and Final Four Most Outstanding Player honors (with Wilt Chamberlain, Magic Johnson, Hakeem Olajuwon, Isiah Thomas and Bill Walton).

Years	GP-GS	MIN	AVE	FG	FG%	3FG	3FG%	FT	FT%	OFF	DEF	REB	AVG	PF	A	TO	BL	ST	PTS	AVG
1979-80	14			74-126	.587			27-45	.600			104	7.4	37	26	47	22	17	175	12.5
1980-81	36			208-416	.500			96-150	.640			301	8.4	99	100	111	35	48	512	14.2
1981-82	34			203-354	.573			126-187	.674			215	6.3	75	82	94	37	52	532	15.6
Totals	84	2794	33.3	485-896	.541			249-382	.652			620	7.4	211	208	252	94	117	1219	14.5

WRIGHT, BRANDAN (#34, Forward, Brentwood, Tenn.)

2007 ACC Rookie of the Year, ACC Tournament MVP and Freshman All-America.

Years	GP-GS	MIN	AVE	FG	FG%	3FG	3FG%	FT	FT%	OFF	DEF	REB	AVG	PF	A	TO	BL	ST	PTS	AVG
2006-07	37-37	1013	27.4	228-353	.646	0-0	—	89-157	.567	77	152	229	6.2	55	37	59	65	36	545	14.7

WUYCIK, DENNIS (#44, Forward, Ambridge, Pa.)

Two-time first-team All-ACC selection and All-America in 1972 leading UNC to ACC title and Final Four.

Years	GP-GS	MIN	AVE	FG	FG%	3FG	3FG%	FT	FT%	OFF	DEF	REB	AVG	PF	A	TO	BL	ST	PTS	AVG
1969-70	27			148-270	.548			81-108	.750			203	7.5	83	39				377	14.0
1970-71	29			182-300	.607			169-197	.858			177	6.1	90	80				533	18.4
1971-72	31			189-310	.610			181-212	.854			176	5.7	93	74				559	18.0
Totals	87			519-880	.590			431-517	.834			556	6.4	266	193				1469	16.9

ZELLER, TYLER (#44, Forward, Washington, Ind.)

2012 ACC Player of the Year, Wooden All-America first team, consensus second-team All-America • 2012 Academic All-America of the Year • two-time Academic All-America and two-time ACC scholar-athlete of the year.

Years	GP-GS	MIN	AVE	FG	FG%	3FG	3FG%	FT	FT%	OFF	DEF	REB	AVG	PF	A	TO	BL	ST	PTS	AVG
2008-09	15-2	117	7.8	17-36	.472	0-0	—	13-17	.765	11	19	30	2.0	20	3	8	3	3	47	3.1
2009-10	27-0	469	17.4	100-192	.521	0-2	.000	52-72	.722	52	73	125	4.6	49	7	34	24	14	252	9.3
2010-11	37-36	1041	28.1	210-384	.547	0-0	—	161-211	.763	107	161	268	7.2	100	23	50	45	27	581	15.7
2011-12	38-38	1070	28.2	220-398	.553	0-0	—	181-224	.808	146	219	365	9.6	102	36	73	58	34	621	16.3
Totals	117-76	2697	23.1	547-1010	.542	0-2	.000	407-524	.777	316	472	788	6.7	271	69	165	130	78	1501	12.8



HONORS & AWARDS



NAISMITH MEMORIAL BASKETBALL HALL OF FAME (12)

Ben Carnevale: Coach, 1970
Frank McGuire: Coach, 1977
Dean Smith: Coach, 1983
Billy Cunningham: Player, 1986
Bob McAdoo: Player, 2000
Larry Brown: Coach, 2002
James Worthy: Player, 2003
Roy Williams: Coach, 2007
Michael Jordan: Player, 2009
Charlie Scott: Player, 2018
Bobby Jones: Player, 2019
George Karl: Coach, 2022

NABC COLLEGIATE BASKETBALL HALL OF FAME (13)

Ben Carnevale: Coach, 1970
Frank McGuire: Coach, 1977
Dean Smith: Coach, 1983
Billy Cunningham: Player, 1986
Bob McAdoo: Player, 2000
Larry Brown: Coach, 2002
James Worthy: Player, 2003
Roy Williams: Coach, 2007
Phil Ford: Player, 2012
Charlie Scott: Player, 2015
Sam Perkins: Player, 2018
Antawn Jamison: Player, 2021
Larry Miller: Player, 2022
Tyler Hansbrough: Player, 2023

NORTH CAROLINA SPORTS HALL OF FAME (19)

Jack Cobb: 1968
Bones McKinney: 1970
Monk McDonald: 1976
Dean Smith: 1981
Bobby Jones: 1989
Phil Ford: 1991
Bob McAdoo: 1993
Lee Shaffer: 1993
Walter Davis: 1996
James Worthy: 1997
Brad Daugherty: 2001
Pete Brennan: 2007
Roy Williams: 2008
Michael Jordan: 2010
Lennie Rosenbluth: 2012
Bill Guthridge: 2013
Antawn Jamison: 2016
Julius Peppers: 2020
Jerry Stackhouse: 2023

A STEP UP ASSISTANT COACHES HALL OF FAME (2)

Steve Robinson: 2019
Bill Guthridge: 2021

CONSENSUS NATIONAL PLAYERS OF THE YEAR (4)

Phil Ford: 1978 (co-consensus with Butch Lee, Marquette)
Michael Jordan: 1984
Antawn Jamison: 1998
Tyler Hansbrough: 2008



JUSTIN JACKSON earned consensus first-team All-America honors, was the ACC Player of the Year and was selected to the NCAA South Regional and Final Four All-Tournament teams in 2017. He led UNC to ACC regular-season and NCAA championships.

NATIONAL PLAYERS OF THE YEAR (list by player)

Jack Cobb: 1926 (Helms Foundation)
George Glamack: 1940 (Helms Foundation), 1941 (Helms Foundation)
Lennie Rosenbluth: 1957 (Helms Foundation)
Phil Ford: 1978 (USBWA, NABC, The Sporting News, John Wooden Award)
James Worthy: 1982 (Helms Foundation)
Michael Jordan: 1983 (The Sporting News), 1984 (The Sporting News, Associated Press, United Press International, USBWA, NABC, Basketball Weekly, John Wooden Award, Naismith Award, Rupp Trophy)
Kenny Smith: 1987 (Basketball Times)
Jerry Stackhouse: 1995 (Sports Illustrated)
Antawn Jamison: 1998 (Associated Press, John Wooden Award, Naismith Award, NABC, USBWA, The Sporting News, CBS/Chevrolet, Basketball America, Basketball Times, Basketball News, Rupp Trophy)
Sean May: 2005 (Sports Illustrated)
Tyler Hansbrough: 2008 (Associated Press, USBWA, NABC, John Wooden Award, Naismith Award, Sports Illustrated, The Sporting News, ESPN.com, Rupp Trophy, CBS/Chevrolet, Basketball Times)
Brice Johnson: 2016 (KenPom.com)

(list by award)

Associated Press: Jordan (1984), Jamison (1998), Hansbrough (2008)
Wooden: Ford (1978), Jordan (1984), Jamison (1998), Hansbrough (2008)
Naismith: Jordan (1984), Jamison (1998), Hansbrough (2008)
NABC: Ford (1978), Jordan (1984), Jamison (1998), Hansbrough (2008)
USBWA: Ford (1978), Jordan (1984), Jamison

(1998), Hansbrough (2008)
Helms Foundation: Cobb (1926), Glamack (1940, 1941), Rosenbluth (1957), Worthy (1982)
Rupp Trophy: Jordan (1984), Jamison (1998), Hansbrough (2008)
The Sporting News: Ford (1978), Jordan (1983, 1984), Jamison (1998), Hansbrough (2008)
Sports Illustrated: Stackhouse (1995), May (2005), Hansbrough (2008)
Basketball Times: Smith (1987), Jamison (1998), Hansbrough (2008)
ESPN.com: Hansbrough (2008)
KenPom.com: Johnson (2016)
CBS/Chevrolet: Jamison (1998), Hansbrough (2008)
UPI: Jordan (1984)
Basketball Weekly: Jordan (1984)
Basketball America: Jamison (1998)
Basketball News: Jamison (1998)

Eleven players have won national player of the year honors a total of 13 times.

CONSENSUS FIRST-TEAM ALL-AMERICAS (18 players, 27 awards)

Cartwright Carmichael: 1923, 1924
Jack Cobb: 1924, 1925, 1926
George Glamack: 1940, 1941
Lennie Rosenbluth: 1957
Larry Miller: 1968
Robert McAdoo: 1972
Phil Ford: 1977, 1978
James Worthy: 1982
Michael Jordan: 1983, 1984
Sam Perkins: 1983, 1984
Kenny Smith: 1987
J.R. Reid: 1988
Jerry Stackhouse: 1995
Antawn Jamison: 1998

Joseph Forte: 2001
Tyler Hansbrough: 2007, 2008, 2009
Brice Johnson: 2016
Justin Jackson: 2017

Most Consensus All-Americans by Players: Kansas 25, Kentucky 22, Duke 21, Wisconsin 19; Purdue 19, UNC 18; **Most Consensus All-Americans by Awards:** Kansas 32, UNC 27, Kentucky 27, Purdue 27, Duke 24, Penn 24

ALL-AMERICAS

(first-team selections unless noted)

•• **Cartwright Carmichael:** Helms 1923, 1924
••• **Jack Cobb:** Helms 1924, 1925, 1926
•• **George Glamack:** Helms 1940, 1941; NEA 1940; Converse 1940 (2nd), 1941 (2nd)
• **Jim Jordan:** Helms, 1945 (2nd), 1946
• **John "Hook" Dillon:** Sporting News 1946; Maxwell 1946; Converse 1946 (2nd); Helms 1946 (3rd); NABC 1947 (3rd)
• **Lennie Rosenbluth:** Helms 1955 (3rd), 1956, 1957; Associated Press 1956 (2nd), 1957; Colliers 1956 (3rd), 1957; Converse 1956 (2nd), 1957; International News 1956 (2nd), 1957; NABC 1956 (2nd), 1957; NEA 1956 (3rd), 1957; UPI 1956 (2nd), 1957; USBWA/Look 1957
Tommy Kearns: Converse 1957 (2nd); Sporting News 1958 (2nd); Associated Press 1958 (3rd)
• **Pete Brennan:** Sporting News 1958; USBWA/Look 1958; Converse 1958; Associated Press 1958 (2nd); Helms 1958 (2nd); International News 1958 (2nd); NABC 1958 (3rd); UPI 1958 (3rd)
York Larese: Associated Press 1959 (3rd), 1961 (3rd); NABC 1960 (3rd), 1961 (2nd); Converse 1961 (2nd); Helms 1961 (2nd); Sporting News 1961 (2nd); NEA 1961 (3rd); UPI 1961 (3rd)
• **Doug Moe:** Sporting News 1959 (2nd); USBWA/Look 1961, Sporting News 1961 (2nd); NABC 1961 (3rd); NEA 1961 (3rd)
• **Lee Shaffer:** American Weekly 1959 (3rd); NABC 1959 (3rd); USBWA/Look 1960; Converse 1960 (2nd); Helms 1960 (2nd); NEA 1960 (2nd); Sporting News 1960 (2nd); Associated Press 1960 (3rd); UPI 1960 (3rd)
•• **Billy Cunningham:** USBWA 1964; Converse 1964 (2nd), 1965; Helms 1965; NABC 1965 (2nd); Sporting News 1965 (2nd); UPI 1965 (2nd); Associated Press 1965 (3rd)
•• **Bobby Lewis:** Helms 1966, 1967; Associated Press 1966 (3rd); NABC 1966 (3rd), 1967 (3rd)
•• **Larry Miller:** USBWA 1967, 1968; Converse 1967, 1968; Helms 1967, 1968; Associated Press 1967 (2nd), 1968; NABC 1967 (2nd), 1968; Sporting News 1968 (2nd); UPI 1967 (3rd), 1968 (2nd); Basketball News 1968; NEA 1968 (2nd)
•• **Charlie Scott:** Converse 1968 (2nd), 1969, 1970; Basketball News 1968 (3rd), 1970; USBWA 1969, 1970; NABC, 1969, 1970; Helms, 1969, 1970; Basketball Weekly 1969, 1970; NBA Coaches 1970; NEA 1970; Associated Press 1969 (2nd), 1970 (2nd); Sporting News 1969 (2nd), 1970; UPI 1969 (2nd), 1970 (2nd)
Bill Chamberlain: NBA Coaches 1972 (2nd); NEA 1972 (2nd)
• **Robert McAdoo:** Converse 1972; Helms 1972; NBA Coaches 1972; NEA 1972; Sporting News 1972; USBWA 1972; Associated Press

1972 (2nd); UPI 1972 (2nd); NABC 1972 (3rd)
• **Dennis Wuycik:** Helms 1972; Basketball Weekly 1972; Converse 1972 (2nd), NABC 1972 (2nd)
• **Bobby Jones:** USBWA 1974; Helms 1974; Converse 1974; Associated Press 1974 (2nd); Basketball Weekly 1974 (2nd); NABC 1974 (2nd); NEA 1974 (2nd); UPI 1974 (2nd)
•• **Mitch Kupchak:** Citizen Savings Helms Foundation 1975, 1976; USBWA 1976; Converse 1976; Associated Press 1976 (2nd); NABC 1976 (2nd); UPI 1976 (2nd); Basketball Weekly 1976 (3rd)
••• **Phil Ford:** Converse 1975 (2nd), 1976, 1977, 1978; Basketball Weekly 1976, 1977, 1978; Citizen Savings Helms Foundation 1976, 1977, 1978; NABC 1976, 1977, 1978; Associated Press 1976 (2nd), 1977, 1978; UPI 1976 (2nd), 1977 (2nd), 1978; Sporting News 1976, 1977 (2nd), 1978; USBWA 1977, 1978; Wooden 1977, 1978
Tommy LaGarde: Converse 1977 (2nd); Sporting News 1977 (2nd)
••• **Mike O'Koren:** Citizen Savings Helms Foundation 1978, 1979, 1980; Converse 1978, 1979, 1980; Basketball Weekly 1978 (2nd), 1979, 1980 (2nd); USBWA 1979, 1980; Sporting News 1979, 1980; NABC 1978 (3rd), 1979 (2nd), 1980 (2nd); UPI 1979 (2nd), 1980 (2nd)
•• **Al Wood:** Converse 1980, 1981; USBWA 1981; Citizen Savings Helms Foundation 1981; Wooden 1981; Associated Press 1981 (2nd); Basketball Times 1981 (2nd); NABC 1981 (2nd)
• **James Worthy:** Converse 1981 (2nd), 1982; USBWA 1982; Basketball Times 1982; Basketball Weekly 1982; First Interstate Bank Helms Foundation 1982; NABC 1982; Naismith 1982; NBA Coaches 1982; NEA 1982; Sporting News 1982; UPI 1982; Wooden 1982; Associated Press 1982 (2nd)
••• **Sam Perkins:** USBWA 1982, 1983, 1984; Converse 1982, 1983, 1984; First Interstate Bank Helms Foundation 1982, 1983, 1984; Basketball Times 1982 (3rd), 1983 (3rd), 1984; Basketball Weekly 1982 (2nd), 1983 (2nd), 1984; Naismith 1982 (2nd), 1983, 1984; Sporting News 1982 (2nd), 1983 (2nd), 1984; NABC 1982 (2nd), 1983 (2nd), 1984 (2nd); UPI 1982 (2nd), 1983, 1984; ABAUSA 1983, 1984; Associated Press 1983 (3rd), 1984; ESPN 1983, 1984; NBA Coaches 1984; Wooden 1983, 1984
•• **Michael Jordan:** Associated Press 1983, 1984; ABAUSA 1983, 1984; Basketball Times 1983, 1984; Basketball Weekly 1983, 1984; Converse 1983, 1984; ESPN 1983, 1984; First Interstate Bank Helms Foundation 1983, 1984; NABC 1983, 1984; Naismith 1983, 1984; NBA Coaches 1983, 1984; NEA 1983, 1984; Sporting News 1983, 1984; UPI 1983, 1984; USBWA 1983, 1984; Wooden 1983, 1984
• **Brad Daugherty:** USBWA 1986; Wooden 1986; Basketball Weekly 1986; Associated Press 1986 (2nd); Basketball Times 1986 (2nd); NABC 1986 (2nd); Sporting News 1986 (2nd); UPI 1986 (2nd)
• **Kenny Smith:** NABC 1986 (4th), 1987; Associated Press 1987; Basketball Times 1987; Basketball Weekly 1987; Converse 1987; First Interstate Bank Helms Foundation 1987; Sporting News 1987; Naismith 1987; UPI

1987; USBWA 1987
• **J.R. Reid:** Associated Press 1988; Basketball Weekly 1988; USBWA 1988; Sporting News 1988 (2nd); UPI 1988 (2nd); Basketball Times 1988, 1989 (3rd); NABC 1988, 1989 (3rd);
Rick Fox: Sporting News 1991 (3rd)
•• **Eric Montross:** Wooden 1993, 1994; Basketball Weekly 1993 (2nd), 1994; NABC 1993 (2nd), 1994; Associated Press 1993 (2nd), 1994 (2nd); Sporting News 1993 (2nd), 1994 (2nd); UPI 1993 (3rd); Basketball Times, 1993 (3rd), 1994 (3rd); Naismith 1994
• **Jerry Stackhouse:** Associated Press 1995; NABC 1995; UPI 1995; USBWA 1995; Wooden 1995; Basketball Times 1995 (2nd), Sporting News 1995 (2nd); Basketball Weekly 1995 (3rd)
• **Rasheed Wallace:** Basketball Times 1995; Sporting News 1995; Wooden 1995; Associated Press 1995 (2nd); NABC 1995 (2nd); UPI 1995 (2nd); USBWA 1995 (2nd); Basketball Weekly 1995 (3rd)
•• **Antawn Jamison:** Wooden 1997, 1998; Associated Press 1997 (2nd), 1998; NABC 1997 (2nd), 1998; Sporting News 1997 (2nd), 1998; Basketball Weekly 1997 (2nd), 1998; Basketball Times 1997 (3rd), 1998; USBWA 1998; Basketball America 1998; Basketball News 1998
• **Vince Carter:** Wooden 1998; Associated Press 1998 (2nd); Basketball News, 1998 (2nd); Basketball Times 1998 (2nd); NABC 1998 (2nd); Sporting News 1998 (2nd); USBWA, 1998 (2nd); Basketball Weekly, 1998 (3rd)
Shammond Williams: Basketball News 1998 (3rd)
Brendan Haywood: Sporting News 2001 (2nd); NABC 2001 (3rd)
• **Joseph Forte:** Associated Press 2001; Basketball Times 2001; CBS Sportsline 2001; ESPN 2001, NABC 2001; Sporting News 2001; USBWA 2001; Wooden 2001
• **Sean May:** ESPN 2004 (3rd); ESPN 2005; Rupp 2005; Wooden 2005; Associated Press 2005 (2nd); Basketball Times 2005 (2nd); Sporting News 2005 (2nd); Sports Illustrated 2005 (2nd); USBWA 2005 (2nd)
Rashad McCants: Basketball Times 2004 (2nd); CBS 2004 (2nd); Sports Illustrated 2004 (2nd); Associated Press 2004 (3rd); Sporting News 2004 (3rd); NABC 2005 (3rd)
Raymond Felton: Associated Press 2005 (3rd)
••• **Tyler Hansbrough:** Sporting News 2006, 2007, 2008, 2009; Associated Press 2006 (3rd), 2007 (2nd), 2008, 2009; Basketball Times 2006 (3rd), 2007 (2nd), 2008, 2009 (2nd); NABC 2006 (3rd), 2007, 2008, 2009; Rupp 2006, 2007, 2008, 2009; Sports Illustrated 2007 (2nd), 2008, 2009; USBWA 2007, 2008, 2009; Wooden 2007, 2008, 2009; Fox 2008, 2009 (2nd)
• **Ty Lawson:** Basketball Times 2009; CBS Sportsline 2009; Sports Illustrated 2009; Wooden 2009; Associated Press 2009 (2nd); NABC 2009 (2nd); Rupp 2009 (2nd); Sporting News 2009 (2nd); Fox 2009 (3rd)
• **Tyler Zeller:** Sporting News 2011 (2nd), 2012 (2nd); Wooden 2012; Associated Press 2012 (2nd); Basketball Times 2012 (2nd); NABC 2012 (2nd); USBWA 2012 (2nd); CBSSports.com 2012 (3rd)
Harrison Barnes: NABC 2012 (2nd); Sporting News 2012 (3rd)
• **Kendall Marshall:** CBSSports.com 2012; Associated Press 2012 (3rd)

ALL-AMERICAS, continued
(first-team selections unless noted)

Marcus Paige: Sporting News 2014 (2nd); Basketball Times 2014 (3rd)
• Brice Johnson: Associated Press 2016; Basketball Times 2016; NABC 2016; Scout.com 2016; Sports Illustrated 2016; USA Today 2016; USBWA 2016; Wooden 2016; Sporting News 2016 (3rd)
• Justin Jackson: Associated Press 2017; NABC 2017; Sporting News 2017; Wooden 2017; Basketball Times 2017 (2nd); Sports Illustrated 2017 (2nd); USA Today 2017 (2nd); USBWA 2017 (2nd),
Joel Berry II: NABC 2018 (3rd)
Luke Maye: Basketball Times 2018 (2nd); Associated Press 2018 (3rd); NBC Sports 2018 (3rd); Sporting News 2018 (3rd); USA Today 2018 (3rd)
Cameron Johnson: NBC Sports 2019 (2nd); Basketball Times 2019 (3rd)
Coby White: NBC Sports 2019 (3rd)
Armando Bacot: CBS Sports 2022 (3rd); USA Today (3rd); Associated Press 2023 (3rd); Sporting News 2023 (3rd); USBWA 2023 (3rd); College Hoops Today (3rd)

• number of seasons named first-team All-America

39 Tar Heels have earned first-team All-America honors a total of 63 times. Nine others have won second-team honors and seven made third-team.

FIRST-TEAM ALL-AMERICA SELECTIONS BY YEAR

1923: Cartwright Carmichael* (H)
1924: Cartwright Carmichael* (H), Jack Cobb* (H)
1925: Jack Cobb* (H)
1926: Jack Cobb* (H)
1940: George Glamack* (H, NEA)
1941: George Glamack*
1946: John "Hook" Dillon (M, TSN), Jim Jordan (H)
1956: Lennie Rosenbluth (H)
1957: Lennie Rosenbluth* (AP, CO, CV, H, INS, NEA, UPI, USBWA/Look)
1958: Pete Brennan (AP, CV, TSN, USBWA/Look)
1960: Lee Shaffer (USBWA/Look)
1961: Doug Moe (USBWA)
1964: Billy Cunningham (USBWA)
1965: Billy Cunningham (CV, H, USBWA)
1966: Bobby Lewis (H)
1967: Bobby Lewis (H), Larry Miller (CV, H, USBWA)
1968: Larry Miller* (AP, BBN, Coaches, CV, H, USBWA, UPI)
1969: Charlie Scott (BBW, Coaches, CV, H, USBWA)
1970: Charlie Scott (BBW, Coaches, CV, H, NBA, NEA, TSN, USBWA)
1972: Robert McAdoo* (H, NBA, NEA, TSN, USBWA), Dennis Wuycik (H, BW)
1974: Bobby Jones (CV, USBWA)
1975: Mitch Kupchak (H)
1976: Phil Ford (BBW, Coaches, CV, H, TSN), Mitch Kupchak (H, Coaches, USBWA)
1977: Phil Ford* (AP, BBW, Coaches, CV, H, USBWA, W)
1978: Phil Ford* (AP, BBW, Coaches, CV, H, NEA, TSN, USBWA, UPI, W), Mike O'Koren (CV, H)
1979: Mike O'Koren (BBW, CV, H, TSN, USBWA)
1980: Mike O'Koren (CV, H, TSN, USBWA), Al Wood (CV)
1981: Al Wood (CV, H, USBWA, W)
1982: Sam Perkins (CV, H, USBWA), James Wor-

thy* (BBW, BT, CV, H, N, NABC, NBA, NEA, TSN, UPI, USBWA, W)
1983: Michael Jordan* (ABAUSA, AP, BBT, BBW, CV, ESPN, H, N, NABC, NBA, NEA, TSN, USBWA, UPI, W), Sam Perkins* (ABAUSA, CV, ESPN, H, N, UPI, USBWA, W)
1984: Michael Jordan* (ABAUSA, AP, BBT, BBW, CV, ESPN, H, N, NABC, NBA, NEA, TSN, USBWA, UPI, W), Sam Perkins* (ABAUSA, AP, BBT, BBW, CV, ESPN, H, N, NBA, NEA, TSN, UPI, USBWA, W)
1986: Brad Daugherty (BBW, USBWA, W)
1987: Kenny Smith* (AP, BBT, BBW, CV, H, NABC, TSN, UPI, USBWA, W)
1988: J.R. Reid* (AP, BBT, BBW, NABC, USBWA)
1993: Eric Montross (N, W)
1994: Eric Montross (BBT, NABC, W)
1995: Jerry Stackhouse* (AP, NABC, UPI, USBWA, W), Rasheed Wallace (BBT, TSN, W)
1997: Antawn Jamison (W)
1998: Vince Carter (W), Antawn Jamison* (AP, BBA, BBN, BBT, BBW, NABC, TSN, USBWA, W)
2001: Joseph Forte* (AP, BBT, CBS, ESPN, NABC, TSN, USBWA, W)
2005: Sean May (ESPN, R, W)
2006: Tyler Hansbrough (R, TSN)
2007: Tyler Hansbrough* (R, NABC, TSN, USBWA, W)
2008: Tyler Hansbrough* (AP, BBT, F, R, NABC, SI, TSN, USBWA, W)
2009: Tyler Hansbrough* (AP, R, NABC, SI, TSN, USBWA, W), Ty Lawson (BBT, CBS, SI, W)
2012: Kendall Marshall (CBS), Tyler Zeller (W)
2016: Brice Johnson* (AP, BBT, NABC, USBWA, W, SI, USA, Scout)
2017: Justin Jackson* (AP, NABC, Sporting News, Wooden)

* consensus first-team All-Americans

Key to All-America Teams: AP—Associated Press; BBA—Basketball America; BBN—Basketball News; BBT—Basketball Times; BBW—Basketball Weekly; CO—Colliers; CV—Converse; F—Fox; H—Helms; INS—International News Service; M—Maxwell; N—Naismith; NABC—National Association of Basketball Coaches; NEA—Newspaper Enterprises; NBA—NBA Coaches; R—Rupp; SI—Sports Illustrated; TSN—The Sporting News; UPI—United Press International; USA—USA Today; USBWA—U.S. Basketball Writers Association; W—John Wooden

MULTI-YEAR

FIRST-TEAM ALL-AMERICA SELECTIONS

FOUR TIMES (one player)
Tyler Hansbrough: 2006, 2007, 2008, 2009
THREE OR MORE TIMES (five players)
Jack Cobb: 1924, 1925, 1926
Phil Ford: 1976, 1977, 1978
Mike O'Koren: 1978, 1979, 1980
Sam Perkins: 1982, 1983, 1984
TWO OR MORE TIMES (18 players)
Cartwright Carmichael: 1923, 1924
George Glamack: 1940, 1941
Lennie Rosenbluth: 1956, 1957
Billy Cunningham: 1964, 1965
Bobby Lewis: 1966, 1967
Larry Miller: 1967, 1968
Charlie Scott: 1969, 1970

Mitch Kupchak: 1975, 1976
Al Wood: 1980, 1981
James Worthy: 1981, 1982
Michael Jordan: 1983, 1984
Eric Montross: 1993, 1994
Antawn Jamison: 1997, 1998

Hansbrough is the only four-time first-team All-America in ACC history.

Hansbrough, Cobb, Ford, O'Koren and Perkins are among the seven players in ACC history to earn first-team All-America honors at least three times (with NC State's David Thompson and Virginia's Ralph Sampson).

WAYMAN TISDALE AWARD
National Freshman of the Year (USBWA)

Marvin Williams: 2005
Tyler Hansbrough: 2006

FRESHMAN ALL-AMERICAS (16)

Phil Ford: Basketball Weekly, 1975
Michael Jordan: Basketball Weekly, 1982; NBC, 1982
Brad Daugherty: Basketball Weekly, 1983 (2nd)
J.R. Reid: Basketball Times, 1987; Basketball Weekly, 1987
Jerry Stackhouse: Basketball Weekly, 1994; Basketball Times, 1994
Rasheed Wallace: Basketball Weekly, 1994 (4th)
Antawn Jamison: Basketball Weekly, 1996 (2nd); Basketball Times, 1996 (2nd)
Ed Cota: Basketball Weekly, 1997; Basketball Times, 1997 (2nd)
Kris Lang: College Hoops Insider, 1999
Joseph Forte: The Sporting News, 2000; Basketball Times, 2000 (2nd)
Marvin Williams: Basketball Times, 2005; The Sporting News, 2005
Tyler Hansbrough: The Sporting News, 2006; Basketball Times, 2006
Brandon Wright: The Sporting News, 2007; Basketball Times, 2007
Harrison Barnes: USBWA, 2011; FoxSports.com, 2011
Kendall Marshall: The Sporting News, 2011; USBWA, 2011 (2nd)
Marcus Paige: Kyle Macy, 2013
Coby White: Kyle Macy, 2019
Cole Anthony: Kyle Macy, Basketball Times (2nd), 2020

ACC 50TH ANNIVERSARY TEAM

Lennie Rosenbluth: 1955-57
Billy Cunningham: 1963-65
Larry Miller: 1966-68
Charlie Scott: 1968-70
Bobby Jones: 1972-74
Walter Davis: 1974-77
Phil Ford: 1974-78
James Worthy: 1980-82
Sam Perkins: 1981-84
Michael Jordan: 1982-84
Brad Daugherty: 1983-86
Antawn Jamison: 1996-98

Carolina had 12 players on the ACC's 50th Anniversary Team selected in 2003, more than any other school. Michael Jordan was selected the No. 1 Male Athlete in ACC history.

ACC PLAYERS OF THE YEAR
(14 players, 15 awards)

Lennie Rosenbluth: 1957
Pete Brennan: 1958
Lee Shaffer: 1960
Billy Cunningham: 1965
Larry Miller: 1967, 1968
Mitch Kupchak: 1976
Phil Ford: 1978
Michael Jordan: 1984
Antawn Jamison: 1998
Joseph Forte: 2001 (co-winner)
Tyler Hansbrough: 2008
Ty Lawson: 2009
Tyler Zeller: 2012
Justin Jackson: 2017

ACC COACHES OF THE YEAR
(4 coaches, 12 awards)

Frank McGuire: 1957
Dean Smith: 1967, 1968, 1971, 1976, 1977,
1979, 1988, 1993
Bill Guthridge: 1998
Roy Williams: 2006, 2011

ACC ATHLETES OF THE YEAR
(9 players, 10 awards)

Lennie Rosenbluth: 1957
Larry Miller: 1967
Charlie Scott: 1970 (co-winner)
Phil Ford: 1977, 1978
James Worthy: 1982
Michael Jordan: 1984
Antawn Jamison: 1998
Sean May: 2005
Tyler Hansbrough: 2008

ACC TOURNAMENT MVPs
(18 players, 19 awards)

Lennie Rosenbluth: 1957
Larry Miller: 1967, 1968
Charlie Scott: 1969
Lee Dedmon: 1971 (co-winner)
Robert McAdoo: 1972
Phil Ford: 1975
John Kuester: 1977
Dudley Bradley: 1979
Sam Perkins: 1981
James Worthy: 1982
J.R. Reid: 1989
Rick Fox: 1991
Jerry Stackhouse: 1994
Shammond Williams: 1997
Antawn Jamison: 1998
Brandan Wright: 2007
Tyler Hansbrough: 2008
Joel Berry II: 2016

Larry Miller, Wake Forest's Len Chappell and Duke's J.J. Redick are the only players to win ACC Player of the Year and ACC Tournament MVP honors in the same season on two occasions.

**ALL-ATLANTIC COAST
CONFERENCE TEAMS**

Jerry Vayda: 1954 (2nd)
Lennie Rosenbluth: 1955, 1956, 1957
Tommy Kearns: 1957, 1958
Pete Brennan: 1957 (2nd), 1958
Doug Moe: 1959, 1961
Lee Shaffer: 1959 (2nd), 1960
York Larese: 1959, 1960, 1961
Larry Brown: 1962 (2nd), 1963
Jim Hudock: 1962 (2nd)

Billy Cunningham: 1963, 1964, 1965
Bobby Lewis: 1965 (2nd), 1966, 1967
Larry Miller: 1966 (2nd), 1967, 1968
Rusty Clark: 1968 (2nd)
Charlie Scott: 1968, 1969, 1970
Bill Bunting: 1969
Dick Grubar: 1969 (2nd)
Dennis Wuycik: 1971, 1972
George Karl: 1971 (2nd), 1972 (2nd), 1973
Robert McAdoo: 1972
Bill Chamberlain: 1972 (2nd)
Bobby Jones: 1973 (2nd), 1974
Darrell Elston: 1974 (2nd)
Mitch Kupchak: 1975, 1976
Walter Davis: 1976 (2nd), 1977
Phil Ford: 1976, 1977, 1978
Tommy LaGarde: 1977 (2nd)
Mike O'Koren: 1978, 1979 (2nd), 1980
Al Wood: 1979, 1980 (2nd), 1981
James Worthy: 1981 (2nd), 1982
Sam Perkins: 1982, 1983, 1984
Michael Jordan: 1983, 1984
Brad Daugherty: 1985, 1986
Kenny Smith: 1985 (2nd), 1986 (2nd), 1987
Steve Hale: 1986 (2nd)
Joe Wolf: 1987
J.R. Reid: 1987 (2nd), 1988
Jeff Lebo: 1988 (2nd)
Steve Bucknall: 1989 (2nd)
Kevin Madden: 1989 (2nd)
Rick Fox: 1990 (3rd), 1991
Pete Chilcutt: 1991 (3rd)
Hubert Davis: 1992 (2nd)
George Lynch: 1992 (3rd), 1993
Eric Montross: 1993, 1994 (2nd)
Derrick Phelps: 1994 (2nd)
Rasheed Wallace: 1995
Jerry Stackhouse: 1995
Dante Calabria: 1996 (3rd)
Jeff McInnis: 1995 (3rd), 1996 (2nd)
Antawn Jamison: 1996, 1997, 1998
Serge Zwikker: 1997 (3rd)
Vince Carter: 1997 (3rd), 1998
Shammond Williams: 1997 (3rd), 1998 (2nd)
Ed Cota: 1998 (2nd), 1999 (2nd), 2000 (2nd)
Ademola Okulaja: 1999
Brendan Haywood: 2000 (3rd), 2001 (2nd)
Joseph Forte: 2000 (2nd), 2001
Jason Capel: 2001 (3rd), 2002 (3rd)
Raymond Felton: 2003 (3rd), 2004 (3rd), 2005
Sean May: 2004 (2nd), 2005
Rashad McCants: 2004, 2005 (3rd)
Jawad Williams: 2005 (3rd)
David Noel: 2006 (2nd)
Reyshawn Terry: 2006 (3rd)
Tyler Hansbrough: 2006, 2007, 2008, 2009
Brandan Wright: 2007 (2nd)
Wayne Ellington: 2008 (2nd)
Ty Lawson: 2009
Danny Green: 2009 (3rd)
Harrison Barnes: 2011 (2nd), 2012
John Henson: 2011 (2nd), 2012
Tyler Zeller: 2011 (2nd), 2012
Kendall Marshall: 2011 (3rd), 2012 (2nd)
Reggie Bullock: 2013 (2nd media, 2nd coaches)
James Michael McAdoo: 2013 (2nd media, 2nd coaches); 2014 (2nd media, 3rd coaches)
Marcus Paige: 2014 (media, coaches), 2015 (2nd coaches, 3rd media)
Brice Johnson: 2015 (3rd media, 3rd coaches), 2016 (media, coaches)
Justin Jackson: 2017
Joel Berry II: 2017 (2nd), 2018
Luke Maye: 2018, 2019 (2nd)
Cameron Johnson: 2019

Coby White: 2019 (2nd)
Garrison Brooks: 2020 (2nd)
Cole Anthony: 2020 (3rd)
Armando Bacot: 2021 (3rd), 2022, 2023

86 players have earned 154 first-, second- or third-team All-ACC honors; 52 players have earned 80 first-team honors.

**MULTI-YEAR
FIRST-TEAM ALL-ACC SELECTIONS**

FOUR TIMES

Tyler Hansbrough: 2006, 2007, 2008, 2009

THREE TIMES

Lennie Rosenbluth: 1955, 1956, 1957
York Larese: 1959, 1960, 1961
Billy Cunningham: 1963, 1964, 1965
Charlie Scott: 1968, 1969, 1970
Phil Ford: 1976, 1977, 1978
Sam Perkins: 1982, 1983, 1984
Antawn Jamison: 1996, 1997, 1998

TWO TIMES

Tommy Kearns: 1957, 1958
Doug Moe: 1959, 1961
Bobby Lewis: 1966, 1967
Larry Miller: 1967, 1968
Dennis Wuycik: 1971, 1972
Mitch Kupchak: 1975, 1976
Mike O'Koren: 1978, 1980
Al Wood: 1979, 1981
Michael Jordan: 1983, 1984
Brad Daugherty: 1985, 1986
Armando Bacot: 2022, 2023

ALL-ACC BY SEASON

1954: 2nd– Jerry Vayda
1955: 1st– Lennie Rosenbluth
1956: 1st– Lennie Rosenbluth
1957: 1st– Tommy Kearns, Lennie Rosenbluth;
2nd– Pete Brennan
1958: 1st– Pete Brennan, Tommy Kearns
1959: 1st– York Larese, Doug Moe; 2nd– Lee Shaffer
1960: 1st– York Larese, Lee Shaffer
1961: 1st– York Larese
1962: 2nd– Larry Brown, Jim Hudock
1963: 1st– Larry Brown, Billy Cunningham
1964: 1st– Billy Cunningham
1965: 1st– Billy Cunningham; 2nd– Bob Lewis
1966: 1st– Bobby Lewis; 2nd– Larry Miller
1967: 1st– Bobby Lewis, Larry Miller
1968: 1st– Larry Miller, Charlie Scott; 2nd– Rusty Clark
1969: 1st– Bill Bunting, Charlie Scott; 2nd– Dick Grubar
1970: 1st– Charlie Scott
1971: 1st– Dennis Wuycik; 2nd– George Karl
1972: 1st– Robert McAdoo, Dennis Wuycik;
2nd– Bill Chamberlain, George Karl
1973: 1st– George Karl; 2nd– Bobby Jones
1974: 1st– Bobby Jones; 2nd– Darrell Elston
1975: 1st– Mitch Kupchak
1976: 1st– Phil Ford, Mitch Kupchak; 2nd– Walter Davis
1977: 1st– Walter Davis, Phil Ford; 2nd– Tommy LaGarde
1978: 1st– Phil Ford, Mike O'Koren
1979: 1st– Al Wood; 2nd– Mike O'Koren
1980: 1st– Mike O'Koren; 2nd– Al Wood
1981: 1st– Al Wood; 2nd– James Worthy
1982: 1st– Sam Perkins, James Worthy
1983: 1st– Michael Jordan, Sam Perkins
1984: 1st– Michael Jordan, Sam Perkins

1985: 1st– Brad Daugherty; 2nd– Kenny Smith
1986: 1st– Brad Daugherty; 2nd– Steve Hale, Kenny Smith
1987: 1st– Kenny Smith, Joe Wolf; 2nd– J.R. Reid
1988: 1st– J.R. Reid; 2nd– Jeff Lebo
1989: 2nd– Steve Bucknall, Kevin Madden
1990: 3rd– Rick Fox
1991: 1st– Rick Fox; 3rd– Pete Chilcutt
1992: 2nd– Hubert Davis; 3rd– George Lynch
1993: 1st– George Lynch, Eric Montross
1994: 2nd– Eric Montross, Derrick Phelps
1995: 1st– Jerry Stackhouse, Rasheed Wallace; 3rd– Jeff McInnis
1996: 1st– Antawn Jamison; 2nd– Jeff McInnis; 3rd– Dante Calabria
1997: 1st– Antawn Jamison; 3rd– Vince Carter, Shammond Williams, Serge Zwikker
1998: 1st– Vince Carter, Antawn Jamison; 2nd– Ed Cota, Shammond Williams
1999: 1st– Ademola Okulaja; 2nd– Ed Cota
2000: 2nd– Ed Cota, Joseph Forte; 3rd– Brendan Haywood
2001: 1st– Joseph Forte; 2nd– Brendan Haywood; 3rd– Jason Capel
2002: 3rd– Jason Capel
2003: 3rd– Raymond Felton
2004: 1st– Rashad McCants; 2nd– Sean May; 3rd– Raymond Felton
2005: 1st– Raymond Felton, Sean May; 3rd– Rashad McCants, Jawad Williams
2006: 1st– Tyler Hansbrough; 2nd– David Noel; 3rd– Reyshawn Terry
2007: 1st– Tyler Hansbrough; 2nd– Brandon Wright
2008: 1st– Tyler Hansbrough; 2nd– Wayne Ellington
2009: 1st– Tyler Hansbrough, Ty Lawson; 3rd– Danny Green
2011: 2nd– Harrison Barnes, John Henson, Tyler Zeller; 3rd– Kendall Marshall
2012: 1st– Harrison Barnes, John Henson, Tyler Zeller; 2nd– Kendall Marshall
2013: 2nd– Reggie Bullock (media, coaches), James Michael McAdoo (media, coaches)
2014: 1st– Marcus Paige (media, coaches); 2nd– James Michael McAdoo (media); 3rd– James Michael McAdoo (coaches)
2015: 2nd– Marcus Paige (coaches); 3rd– Paige (media), Brice Johnson (coaches, media)
2016: 1st– Brice Johnson (media, coaches)
2017: 1st– Justin Jackson; 2nd– Joel Berry II
2018: 1st– Joel Berry II, Luke Maye
2019: 1st– Cameron Johnson; 2nd– Coby White, Luke Maye
2020: 2nd– Garrison Brooks; 3rd– Cole Anthony
2021: 3rd– Armando Bacot
2022: 1st– Armando Bacot
2023: 1st– Armando Bacot

Three Tar Heels made the first team in 2012 for the first time in school history and the second time in ACC history...Carolina placed four players on the first two All-ACC teams three times (in 1972, 1998 and 2012)...Multiple Tar Heels have earned first-team honors 23 times.

ALL-ACC TOURNAMENT TEAMS

Skippy Winstead: 1954
Lennie Rosenbluth: 1956, 1957
Tommy Kearns: 1957 (2nd), 1958
Joe Quigg: 1957 (2nd)
Bob Cunningham: 1957 (2nd)
Pete Brennan: 1957, 1958
Ray Stanley: 1958 (2nd)

Lee Shaffer: 1959, 1960
Doug Moe: 1959 (2nd)
York Larese: 1959 (2nd), 1960
Larry Brown: 1963 (2nd)
Billy Cunningham: 1963, 1964
Bobby Lewis: 1966 (2nd), 1967
Larry Miller: 1966 (2nd), 1967, 1968
Rusty Clark: 1967 (2nd), 1968 (2nd)
Dick Grubar: 1967 (2nd), 1968, 1969 (2nd)
Charlie Scott: 1968, 1969, 1970 (2nd)
Bill Bunting: 1969 (2nd)
Lee Dedmon: 1971
George Karl: 1971 (2nd), 1972
Robert McAdoo: 1972
Steve Previs: 1972 (2nd)
Dennis Wuycik: 1972
Mitch Kupchak: 1975, 1976
Walter Davis: 1975 (2nd), 1976 (2nd), 1977 (2nd)
Phil Ford: 1975, 1977, 1978 (2nd)
John Kuester: 1977
Mike O'Koren: 1977, 1979
Dudley Bradley: 1979
Dave Colescott: 1979
Al Wood: 1979 (2nd), 1980, 1981 (2nd)
Jimmy Black: 1981 (2nd)
James Worthy: 1981, 1982
Sam Perkins: 1981, 1982, 1983 (2nd)
Michael Jordan: 1982, 1983 (2nd), 1984 (2nd)
Matt Doherty: 1982 (2nd), 1983 (2nd), 1984
Brad Daugherty: 1985
Kenny Smith: 1985, 1987 (2nd)
Joe Wolf: 1987
Jeff Lebo: 1987, 1988 (2nd), 1989
J.R. Reid: 1987 (2nd), 1988, 1989
Scott Williams: 1988
Steve Bucknall: 1989 (2nd)
Rick Fox: 1989 (2nd), 1991
Hubert Davis: 1991, 1992
Pete Chilcutt: 1991 (2nd)
King Rice: 1991 (2nd)
George Lynch: 1992, 1993 (2nd)
Eric Montross: 1993, 1994 (2nd)
Brian Reese: 1993
Donald Williams: 1993 (2nd), 1995 (2nd)
Derrick Phelps: 1994
Jerry Stackhouse: 1994, 1995
Rasheed Wallace: 1994 (2nd), 1995
Dante Calabria: 1995 (2nd)
Jeff McInnis: 1995 (2nd)
Antawn Jamison: 1997, 1998
Shammond Williams: 1997, 1998
Ed Cota: 1997 (2nd), 1998 (2nd), 1999 (2nd)
Serge Zwikker: 1997 (2nd)
Vince Carter: 1998 (2nd)
Ademola Okulaja: 1998 (2nd), 1999
Kris Lang: 1999 (2nd)
Max Owens: 1999
Joseph Forte: 2001
Brendan Haywood: 2001 (2nd)
Jason Capel: 2001 (2nd)
Raymond Felton: 2003, 2005
Jawad Williams: 2003 (2nd)
Reyshawn Terry: 2006 (2nd)
Tyler Hansbrough: 2006, 2008, 2009
Wayne Ellington: 2007, 2008, 2009 (2nd)
Ty Lawson: 2007
Brandon Wright: 2007
Marcus Ginyard: 2008
Harrison Barnes: 2011, 2012 (2nd)
Tyler Zeller: 2011, 2012
John Henson: 2011 (2nd)
Kendall Marshall: 2011 (2nd), 2012
Reggie Bullock: 2013
P.J. Hairston: 2013



HARRISON BARNES is one of nine Tar Heels to win ACC Rookie of the Year honors. Barnes won the award in 2011. He tied UNC's freshman scoring record when he scored 40 points against Clemson.

Marcus Paige: 2013 (2nd), 2015, 2016
Justin Jackson: 2015 (2nd)
Brice Johnson: 2015, 2016
Joel Berry II: 2016, 2018 (2nd)
Isaiah Hicks: 2017 (2nd)
Luke Maye: 2018, 2019 (2nd)
Theo Pinson: 2018
Cameron Johnson: 2019
Coby White: 2019 (2nd)
Armando Bacot: 2021, 2022 (2nd)
RJ Davis: 2023 (2nd)

Tyler Hansbrough is the only Tar Heel to be a first-team All-ACC Tournament selection three times

ACC ROOKIES OF THE YEAR (9)

Sam Perkins: 1981
Michael Jordan: 1982
J.R. Reid: 1987
Ed Cota: 1997
Joseph Forte: 2000
Marvin Williams: 2005
Tyler Hansbrough: 2006
Brandon Wright: 2007
Harrison Barnes: 2011

ALL-ACC FRESHMAN TEAMS

Dante Calabria: 1993 (2nd)
Jerry Stackhouse: 1994
Rasheed Wallace: 1994
Jeff McInnis: 1994 (Honorable Mention)
Antawn Jamison: 1996
Ed Cota: 1997
Kris Lang: 1999
Joseph Forte: 2000
Jawad Williams: 2002
Raymond Felton: 2003
Rashad McCants: 2003

Marvin Williams: 2005
Tyler Hansbrough: 2006
Bobby Frasor: 2006
Ty Lawson: 2007
Brandan Wright: 2007
Ed Davis: 2009
Harrison Barnes: 2011
Kendall Marshall: 2011
Marcus Paige: 2013
Kennedy Meeks: 2014
Justin Jackson: 2015
Coby White: 2019
Cole Anthony: 2020
Caleb Love: 2021
Day/Ron Sharpe: 2021

ACC DEFENSIVE PLAYER OF THE YEAR

John Henson: 2011, 2012

ACC MOST IMPROVED PLAYER

Marcus Paige: 2014 (media, coaches)
Luke Maye: 2018
Garrison Brooks: 2020

ACC SIXTH MAN OF THE YEAR

Isaiah Hicks: 2016 (media, coaches)

ALL-ACC DEFENSIVE TEAMS

Brendan Haywood: 2001
Jackie Manuel: 2004, 2005
Marcus Ginyard: 2008
Danny Green: 2009
John Henson: 2011, 2012
J.P. Tokoto: 2014 (media, coaches)
Brice Johnson: 2016 (coaches)
Leaky Black: 2022, 2023

**ACC PLAYERS OF THE WEEK – CAREER
(first awarded in 1969-70)**

Antawn Jamison: 12 (1 in 1996, 4 in 1997, 7 in 1998)
Tyler Hansbrough: 10 (1 in 2006, 8 in 2008, 1 in 2009)
Armando Bacot: 6 (3 in 2022, 3 in 2023)
Phil Ford: 6 (1 in 1976, 2 in 1977, 3 in 1978)
Luke Maye: 5 (3 in 2018, 2 in 2019)
Joel Berry II: 5 (1 in 2016, 4 in 2017)
Marcus Paige: 5 (4 in 2014, 1 in 2016)
Michael Jordan: 5 (3 in 1983, 2 in 1984)
Mike O’Koren: 5 (2 in 1978, 2 in 1979, 1 in 1980)
Brice Johnson: 4 (2016)
Joseph Forte: 4 (2001)
Sam Perkins: 4 (2 in 1983, 2 in 1984)
John Henson: 3 (2012)
Sean May: 3 (2 in 2004, 1 in 2005)
Hubert Davis: 3 (1992)
Brad Daugherty: 3 (1 in 1985, 2 in 1986)
Mitch Kupchak: 3 (1 in 1975, 2 in 1976)
Bobby Jones: 3 (1 in 1973, 2 in 1974)
Robert McAdoo: 3 (1972)
Justin Jackson: 2 (2017)
Ty Lawson: 2 (2009)
Wayne Ellington: 2 (2008)
Rashad McCants: 2 (1 in 2003, 1 in 2004)
Jason Capel: 2 (1 in 2000, 1 in 2001)
Brendan Haywood: 2 (1 in 2000, 1 in 2001)
Shammond Williams: 2 (1 in 1997, 1 in 1998)
Jeff McInnis: 2 (1 in 1995, 1 in 1996)
Rick Fox: 2 (1 in 1989, 1 in 1991)
Jeff Lebo: 2 (1 in 1987, 1 in 1988)
Kenny Smith: 2 (1987)
Joe Wolf: 2 (1 in 1986, 1 in 1987)
James Worthy: 2 (1982)
Dennis Wuycik: 2 (1971)

Charlie Scott: 2 (1970)
Brady Manek: 1 (2022)
Cole Anthony: 1 (2020)
Cameron Johnson: 1 (2019)
Coby White: 1 (2019)
James Michael McAdoo: 1 (2014)
Reggie Bullock: 1 (2013)
P.J. Hairston: 1 (2013)
Harrison Barnes: 1 (2012)
Tyler Zeller: 1 (2012)
Brandan Wright: 1 (2007)
Raymond Felton: 1 (2005)
Ed Cota: 1 (1999)
Serge Zwikker: 1 (1997)
Jerry Stackhouse: 1 (1994)
Derrick Phelps: 1 (1994)
George Lynch: 1 (1993)
Eric Montross: 1 (1993)
Steve Bucknall: 1 (1989)
King Rice: 1 (1989)
J.R. Reid: 1 (1988)
Steve Hale: 1 (1986)
Jimmy Black: 1 (1982)
Al Wood: 1 (1981)
Dave Colescott: 1 (1980)
Walter Davis: 1 (1977)
Tommy LaGarde: 1 (1977)
George Karl: 1 (1973)
Bill Chamberlain: 1 (1972)

ACC PLAYERS OF THE WEEK – SINGLE SEASON

Tyler Hansbrough: 8 in 2008
Antawn Jamison: 7 in 1998
Joel Berry II: 4 in 2017
Brice Johnson: 4 in 2016
Marcus Paige: 4 in 2014
Joseph Forte: 4 in 2001
Antawn Jamison: 4 in 1997

Jamison shares the ACC career record with 12 selections with Duke’s J.J. Redick; Hansbrough holds the ACC single-season record with eight selections in 2007-08

ACC FRESHMAN OF THE WEEK

Tyler Hansbrough: 10 (2006)
Brandan Wright: 6 (2007)
Sam Perkins: 6 (1981)
Coby White: 5 (2019)
Marvin Williams: 5 (2005)
Joseph Forte: 4 (2000)
James Worthy: 4 (1980)
Harrison Barnes: 3 (2011)
Kendall Marshall: 3 (2011)
Raymond Felton: 3 (2003)
Ed Cota: 3 (1997)
Antawn Jamison: 3 (1996)
J.R. Reid: 3 (1987)
Jeff Lebo: 3 (1986)
Walter Davis: 3 (1974)
Caleb Love: 2 (2021)
Cole Anthony: 2 (2020)
Rashad McCants: 2 (2003)
Vince Carter: 2 (1996)
Jerry Stackhouse: 2 (1994)
Kenny Smith: 2 (1984)
Michael Jordan: 2 (1982)
Mike O’Koren: 2 (1977)
Phil Ford: 2 (1975)
Ed Stahl: 2 (1973)
Bobby Jones: 2 (1972, rookie award)
George Karl: 2 (1971, rookie award)
RJ Davis: 1 (2021)
Walker Kessler: 1 (2021)
Day/Ron Sharpe: 1 (2021)

Kerwin Walton: 1 (2021)
Kennedy Meeks: 1 (2014)
Reggie Bullock: 1 (2011)
Wayne Ellington: 1 (2007)
Ty Lawson: 1 (2007)
Jawad Williams: 1 (2002)
Kris Lang: 1 (1999)
Dave Popson: 1 (1984)
Jimmy Black: 1 (1979)
Al Wood: 1 (1978)
Mitch Kupchak: 1 (1973)

Hansbrough’s 10 equals the ACC single-season record with Georgia Tech’s Kenny Anderson (1990) and Duke’s Jabari Parker (2014)

**NATIONAL COACHES OF THE YEAR
(5 coaches, 12 awards)**

Frank McGuire: United Press International, 1957
Dean Smith: National Association of Basketball Coaches, 1977; U.S. Basketball Writers Association, Basketball Weekly, 1979; Medalist, 1982; Naismith, 1993
Bill Guthridge: National Association of Basketball Coaches, Naismith Award, The Sporting News, CBS/Chevrolet, 1998
Matt Doherty: Associated Press, 2001
Roy Williams: New York Athletic Club, 2005, 2009, 2017; Associated Press, USBWA, Rupp Award, SportsIllustrated.com, 2006; USA Today, 2019
Hubert Davis: College Insider.com, 2022; National Association of Sports Media, 2022

**U.S. BASKETBALL WRITERS ASSOCIATION
DISTRICT COACH OF THE YEAR**

Dean Smith: 1993
Matt Doherty: 2001
Roy Williams: 2006, 2011

NABC DISTRICT COACH OF THE YEAR

Roy Williams: 2016

**JOE LAPCHICK TROPHY
(Top senior college basketball player)**

Sam Perkins: 1984

**BOB COUSY AWARD
(Top college point guard)**

Raymond Felton: 2005
Ty Lawson: 2009
Kendall Marshall: 2012

ALL-SOUTHERN CONFERENCE

Cartwright Carmichael: 1922, 1923, 1924
Monk McDonald: 1922, 1924
Jack Cobb: 1924, 1925, 1926
Bill Dodderer: 1924, 1925, 1926
Artie Newcombe: 1926
Tom Alexander: 1932
Virgil Weathers: 1932
Jim McCachren: 1934, 1935, 1936
Stewart “Snooks” Aitken: 1935
Ivan “Jack” Glace: 1935
Earl Ruth: 1937
Paul Severin: 1940
George Glamack: 1940, 1941
Bob Rose: 1941, 1942
Boyce Box: 1944
Bernie Mock: 1944
Manny Alvarez: 1945
Jim Jordan: 1945
John “Hook” Dillon: 1946
Jim White: 1947
Bob Paxton: 1947, 1948

Coy Carson: 1949
Hugo Kappler: 1949

**ALL-SOUTHERN CONFERENCE
TOURNAMENT TEAMS**

Cartwright Carmichael: 1924
Monk McDonald: 1924
Jack Cobb: 1925, 1926
Bunn Hackney: 1926, 1927 (2nd)
Artie Newcombe: 1926
Bill Dodderer: 1926 (2nd)
John Purser: 1927 (2nd)
Tom Alexander: 1932
Virgil Weathers: 1932, 1933 (2nd), 1934
Wilmer Hines: 1932 (2nd), 1933 (2nd)
Stewart "Snooks" Aitken: 1934, 1935
Ivan "Jack" Glace: 1934, 1935
Jim McCachren: 1934, 1935, 1936
Melvin Nelson: 1935 (2nd)
Andy Bershak: 1936 (2nd), 1937 (2nd)
Earl Ruth: 1936 (2nd), 1937, 1938 (2nd)
Ramsay Potts: 1937 (2nd)
George Glamack: 1940, 1941 (2nd)
Jimmy Howard: 1940 (2nd)
Bob Rose: 1941
Bernie Mock: 1944
Boyce Box: 1944
John Dewell: 1944 (2nd)
Jack Fitch: 1944 (2nd)
Manny Alvarez: 1945
Jim Jordan: 1945, 1946 (2nd)
John Dillon: 1945 (2nd), 1946 (2nd)
Bob Paxton: 1945 (2nd), 1947, 1948
Horace "Bones" McKinney: 1946 (2nd)
Jim White: 1947
Jim Hamilton: 1947 (2nd)

**U.S. BASKETBALL
WRITERS ASSOCIATION (USBWA)
ALL-DISTRICT TEAMS**

Lennie Rosenbluth: 1956, 1957
Pete Brennan: 1958
Lee Shaffer: 1960
York Larese: 1961
Doug Moe: 1961
Billy Cunningham: 1963, 1964, 1965
Bobby Lewis: 1966
Larry Miller: 1967, 1968
Charlie Scott: 1969, 1970
Dennis Wuycik: 1971, 1972
Robert McAdoo: 1972
George Karl: 1973
Bobby Jones: 1974
Mitch Kupchak: 1976
Phil Ford: 1976, 1977, 1978
Mike O'Koren: 1979, 1980
Al Wood: 1979, 1981
James Worthy: 1981, 1982
Sam Perkins: 1982, 1983, 1984
Michael Jordan: 1983, 1984
Brad Daugherty: 1985, 1986
Kenny Smith: 1985, 1986, 1987
Steve Hale: 1986
Joe Wolf: 1987
J.R. Reid: 1987, 1988, 1989
Jeff Lebo: 1988
Rick Fox: 1990, 1991
Hubert Davis: 1992
George Lynch: 1993
Eric Montross: 1993, 1994
Derrick Phelps: 1994
Jerry Stackhouse: 1995
Rasheed Wallace: 1995
Antawn Jamison: 1996, 1997, 1998
Jeff McInnis: 1996

Vince Carter: 1998
Ed Cota: 1998, 1999, 2000 (2nd)
Ademola Okulaja: 1999
Brendan Haywood: 2001
Joseph Forte: 2001
Sean May: 2004 (2nd), 2005
Rashad McCants: 2004, 2005
Raymond Felton: 2005
David Noel: 2006
Tyler Hansbrough: 2006, 2007, 2008, 2009
Wayne Ellington: 2008
Ty Lawson: 2009
Harrison Barnes: 2011, 2012
John Henson: 2011, 2012
Tyler Zeller: 2011, 2012
Kendall Marshall: 2012
Reggie Bullock: 2013
James Michael McAdoo: 2013, 2014
Marcus Paige: 2014, 2015
Brice Johnson: 2016
Joel Berry II: 2017
Justin Jackson: 2017
Luke Maye: 2018, 2019
Cameron Johnson: 2019
Coby White: 2019
Cole Anthony: 2020
Garrison Brooks: 2020
Armando Bacot: 2022, 2023

**NATIONAL ASSOCIATION OF
BASKETBALL COACHES (NABC)
ALL-DISTRICT TEAMS**

Al Wood: 1981
James Worthy: 1981 (2nd), 1982
Sam Perkins: 1982, 1983, 1984
Michael Jordan: 1983, 1984
Eric Montross: 1993, 1994
George Lynch: 1993
Derrick Phelps: 1994 (2nd)
Jerry Stackhouse: 1995
Rasheed Wallace: 1995
Jeff McInnis: 1996
Dante Calabria: 1996 (2nd)
Antawn Jamison: 1996 (2nd), 1997, 1998
Vince Carter: 1998
Shammond Williams: 1998 (2nd)
Brendan Haywood: 2001
Joseph Forte: 2001
Rashad McCants: 2003 (2nd); 2004 (2nd), 2005
Raymond Felton: 2004, 2005
Sean May: 2004 (2nd), 2005 (2nd)
Tyler Hansbrough: 2006, 2007, 2008, 2009
Brandan Wright: 2007
Ty Lawson: 2008, 2009
Harrison Barnes: 2011, 2012
Tyler Zeller: 2011, 2012
John Henson: 2012 (2nd)
Kendall Marshall: 2012 (2nd)
James Michael McAdoo: 2013 (2nd)
Marcus Paige: 2014, 2015 (2nd)
Brice Johnson: 2016
Justin Jackson: 2017
Joel Berry II: 2017 (2nd), 2018
Luke Maye: 2018, 2019 (2nd)
Cameron Johnson: 2019 (2nd)
Armando Bacot: 2022, 2023

**MOST VALUABLE PLAYERS OF
REGULAR-SEASON TOURNAMENTS**

Pete Brennan: Dixie Classic, 1957
Doug Moe: Dixie Classic, 1960
Bobby Lewis: Tampa Invitational, 1966 (Co-)
Larry Miller: Tampa Invitational, 1966 (Co-); Far West Classic, 1967



JOEL BERRY II was MVP of the Maui Invitational in 2016. Later that season, he was the Most Outstanding Player in the 2017 Final Four.

Al Wood: Kodak Classic, 1978
Jimmy Black: Cable Car Classic, 1981
Michael Jordan: Greece Invitational, 1983
Sam Perkins: Stanford Invitational, 1983; ECAC Holiday Festival, 1983
Brad Daugherty: Great Alaska Shootout, 1985
Jeff Lebo: Central Fidelity Holiday Classic, 1987
Rick Fox: Diet Pepsi Tournament of Champions, 1988; Red Lobster Classic, 1990
George Lynch: Diet Pepsi Tournament of Champions, 1992
Eric Montross: Diet Pepsi Tournament of Champions, 1993
Jerry Stackhouse: Diet Pepsi Tournament of Champions, 1994
Jeff McInnis: Diet Pepsi Tournament of Champions, 1995
Antawn Jamison: Harris Teeter Pepsi Challenge, 1996; Carrs Great Alaska Shootout, 1997; Harris Teeter Pepsi Challenge, 1997
Ed Cota: Chase Preseason NIT, 1998
Jason Capel: Food Lion MVP Classic, 1998; Orange Bowl Classic, 1999
Joseph Forte: Maui Classic, 1999; NABC Classic, 2000; Hardee's Tournament of Champions, 2000
Kris Lang: Food Lion MVP Classic, 1999
Rashad McCants: Preseason NIT, 2002
Raymond Felton: Maui Invitational, 2004
Tyler Hansbrough: Las Vegas Invitational, 2007
Ty Lawson: Maui Invitational, 2008
Marcus Paige: Hall of Fame Tipoff, 2013
Justin Jackson: CBE Hall of Fame Classic, 2016
Joel Berry II: Maui Invitational, 2016

**REGULAR-SEASON
ALL-TOURNAMENT TEAMS**

Lennie Rosenbluth: Dixie Classic, 1954, 1955, 1956
Pete Brennan: Dixie Classic, 1956, 1957; Kentucky Invitational, 1957
Dick Kepley: Blue Grass Festival, 1958
Lee Shaffer: Dixie Classic, 1958, 1959; Kentucky Invitational, 1959
York Larese: Kentucky Invitational, 1959; Dixie Classic, 1959, 1960



KENNEDY MEEKS was selected to the 2017 All-Final Four team. He tied his career high with 25 points and added 14 rebounds in the national semifinal vs. Oregon and made three key plays – an offensive rebound, a block (above) and a steal – in the final minute of Carolina's 71-65 win over Gonzaga in the championship game.

Doug Moe: Dixie Classic, 1960
Bobby Lewis: Tampa Invitational, 1966
Larry Miller: Tampa Invitational, 1966; Far West Classic, 1967
Charlie Scott: Far West Classic, 1967; ECAC Holiday Festival, 1968; Carolina Classic, 1969
Bill Bunting: ECAC Holiday Festival, 1968
Bill Chamberlain: Carolina Classic, 1969; Big Four Tournament, 1970
Dennis Wuycik: Big Four Tournament, 1971; Sugar Bowl Tournament, 1971
Robert McAdoo: Big Four Tournament, 1971; Sugar Bowl Tournament, 1971
George Karl: Big Four Tournament, 1971; Rainbow Classic, 1972
Bobby Jones: Big Four Tournament, 1972; Rainbow Classic, 1972
Ed Stahl: Big Four Tournament, 1972
Mitch Kupchak: International Christmas Tournament, 1972
Phil Ford: International Christmas Tournament, 1974; Big Four Tournament, January 1976, November 1976 (2nd Team), 1977; Far West Classic, 1976; Rainbow Classic, 1977
Tommy LaGarde: Big Four Tournament, January 1976, November 1976 (2nd Team); Far West Classic, 1976
Walter Davis: Big Four Tournament, November 1976 (2nd Team); Far West Classic, 1976
Mike O'Koren: Big Four Tournament, November 1976 (2nd Team), 1977, 1978, 1979; Rainbow Classic, 1977; Kodak Classic, 1978
Dudley Bradley: Kodak Classic, 1978
Al Wood: Big Four Tournament, 1978, 1979; Kodak Classic, 1978; Great Alaska Shootout, 1980
James Worthy: Great Alaska Shootout, 1980; Big Four Tournament, 1980; Cable Car Classic, 1981
Sam Perkins: Great Alaska Shootout, 1980; Big Four Tournament, 1980 (2nd Team); Rainbow Classic, 1982; Greece Invitational, 1983; Stanford Invitational, 1983; ECAC Holiday Festival, 1983
Jimmy Black: Cable Car Classic, 1981
Michael Jordan: Rainbow Classic, 1982; Greece Invitational, 1983

Buzz Peterson: Greece Invitational, 1983; Stanford Invitational, 1983
Matt Doherty: Stanford Invitational, 1983; ECAC Holiday Festival, 1983
Brad Daugherty: ECAC Holiday Festival, 1983; Great Alaska Shootout, 1985; Orange Bowl Classic, 1985
Kenny Smith: Great Alaska Shootout, 1985; Dallas Morning News Classic, 1986
Jeff Lebo: Orange Bowl Classic, 1985; Central Fidelity Holiday Classic, 1987
Joe Wolf: Dallas Morning News Classic, 1986
Scott Williams: Central Fidelity Holiday Classic, 1987; Diet Pepsi Tournament of Champions, 1988
Rick Fox: Diet Pepsi Tournament of Champions, 1988; Maui Classic, 1989; Mile High Classic, 1989; Red Lobster Classic, 1990
George Lynch: Diet Pepsi Tournament of Champions, 1990 & 1992; Red Lobster Classic, 1990; Kraft Rainbow Classic, 1992
Pete Chilcutt: Red Lobster Classic, 1990
Eric Montross: Diet Pepsi Tournament of Champions, 1991, 1992; Kraft Rainbow Classic, 1992
Donald Williams: Diet Pepsi Tournament of Champions, 1992, 1993; Preseason NIT, 1993
Jerry Stackhouse: Diet Pepsi Tournament of Champions, 1994
Rasheed Wallace: Diet Pepsi Tournament of Champions, 1994
Jeff McInnis: Diet Pepsi Tournament of Champions, 1994, 1995; Maui Classic, 1995
Dante Calabria: Diet Pepsi Tournament of Champions, 1995
Antawn Jamison: Diet Pepsi Tournament of Champions, 1995; Harris Teeter Pepsi Challenge, 1996; Carrs Great Alaska Shootout, 1997
Serge Zwikker: Harris Teeter Pepsi Challenge, 1996
Vince Carter: Carrs Great Alaska Shootout, 1997
Ed Cota: Carrs Great Alaska Shootout, 1997; Chase Preseason NIT, 1998; Harris Teeter Pepsi Challenge, 1998; Maui Invitational, 1999; Food Lion MVP Classic, 1999
Brendan Haywood: Chase Preseason NIT, 1998; Maui Invitational, 1999; NABC Classic, 2000
Jason Capel: Harris Teeter Pepsi Challenge, 1998; Food Lion MVP Classic, 1999

Kris Lang: Food Lion MVP Classic, 1999; Hardee's Tournament of Champions, 2000
Joseph Forte: Maui Invitational, 1999; NABC Classic, 2000; Hardee's Tournament of Champions, 2000
Raymond Felton: Preseason NIT, 2002; Maui Invitational, 2004
Jackie Manuel: Preseason NIT, 2002
Rashad McCants: Preseason NIT, 2002; Maui Invitational, 2004
Tyler Hansbrough: Preseason NIT, 2006; Las Vegas Invitational, 2007; Maui Invitational, 2008
Brandon Wright: Preseason NIT, 2006
Wayne Ellington: Las Vegas Invitational, 2007
Danny Green: Las Vegas Invitational, 2007; Maui Invitational, 2008
Ty Lawson: Maui Invitational, 2008
Tyler Zeller: EA Sports Puerto Rico Tipoff, 2011; Las Vegas Invitational, 2011
P.J. Hairston: Las Vegas Invitational, 2011
Reggie Bullock: Maui Invitational, 2012
Brice Johnson: Hall of Fame Tipoff, 2013
Marcus Paige: Hall of Fame Tipoff, 2013
Joel Berry II: Maui Invitational, 2016
Kennedy Meeks: Maui Invitational, 2016
Luke Maye: PK80, 2017
Coby White: Las Vegas Invitational, 2018
Garrison Brooks: Maui Invitational, 2020
RJ Davis: Hall of Fame Tipoff, 2021
Caleb Love: Phil Knight Invitational, 2022

MOST VALUABLE PLAYERS OF POSTSEASON TOURNAMENTS

Lennie Rosenbluth: NCAA East Regional, 1957
Bobby Lewis: NCAA East Regional, 1967
Rusty Clark: NCAA East Regional, 1968
Charlie Scott: NCAA East Regional, 1969
Bill Chamberlain: NIT, 1971
Dennis Wuycik: NCAA East Regional, 1972
John Kuester: NCAA East Regional, 1977
Al Wood: NCAA West Regional, 1981
James Worthy: NCAA East Regional, 1982; NCAA Final Four, 1982
George Lynch: NCAA East Regional, 1993
Donald Williams: NCAA Final Four, 1993
Jerry Stackhouse: NCAA Southeast Regional, 1995
Shammond Williams: NCAA East Regional, 1997
Antawn Jamison: NCAA East Regional, 1998
Joseph Forte: NCAA South Regional, 2000
Sean May: NCAA East Regional, 2005; NCAA Final Four, 2005
Tyler Hansbrough: NCAA East Regional, 2008
Ty Lawson: NCAA South Regional, 2009
Wayne Ellington: NCAA Final Four, 2009
Brice Johnson: NCAA East Regional, 2016
Luke Maye: NCAA South Regional, 2017
Joel Berry II: NCAA Final Four, 2017
Armando Bacot: NCAA East Regional, 2022

NCAA/NIT ALL-TOURNAMENT TEAMS

Lennie Rosenbluth: NCAA Final Four, 1957
Pete Brennan: NCAA Final Four, 1957
Bobby Lewis: NCAA East Regional, 1967
Rusty Clark: NCAA East Regional, 1967, 1968; NCAA Final Four, 1967 (2nd)
Larry Miller: NCAA East Regional, 1967, 1968; NCAA Final Four, 1968
Charlie Scott: NCAA East Regional, 1968, 1969; NCAA Final Four, 1968 (2nd), 1969
Bill Bunting: NCAA East Regional, 1969
Bill Chamberlain: NIT, 1971
Dennis Wuycik: NCAA East Regional, 1972

Robert McAdoo: NCAA East Regional, 1972; NCAA Final Four, 1972
George Karl: NCAA East Regional, 1972; NIT, 1973
Bobby Jones: NIT, 1973
Brad Hoffman: NCAA East Regional, 1975
Mitch Kupchak: NCAA East Regional, 1975
Phil Ford: NCAA East Regional, 1975 (2nd)
Walter Davis: NCAA East Regional, 1977
John Kuester: NCAA East Regional, 1977
Mike O'Koren: NCAA Final Four, 1977
Al Wood: NCAA West Regional, 1981; NCAA Final Four, 1981
James Worthy: NCAA West Regional, 1981; NCAA East Regional, 1982; NCAA Final Four, 1982
Sam Perkins: NCAA West Regional, 1981; NCAA East Regional, 1982; NCAA Final Four, 1982
Jimmy Black: NCAA East Regional, 1982
Michael Jordan: NCAA Final Four, 1982; NCAA East Regional, 1983
Brad Daugherty: NCAA Southeast Sub-Regional, 1985; NCAA Southeast Regional, 1985; NCAA West Regional, 1986
Kenny Smith: NCAA Southeast Sub-Regional, 1985; NCAA Southeast Regional, 1985
J.R. Reid: NCAA East Regional, 1987; NCAA West Regional, 1988; NCAA Southeast Regional, 1989
Rick Fox: NCAA East Regional, 1991
Hubert Davis: NCAA East Regional, 1991
Eric Montross: NCAA Southeast Regional, 1992; NCAA East Regional, 1993; NCAA Final Four, 1993
George Lynch: NCAA East Regional, 1993; NCAA Final Four, 1993
Donald Williams: NCAA East Regional, 1993; NCAA Final Four, 1993; NCAA Southeast Regional, 1995
Jerry Stackhouse: NCAA Southeast Regional, 1995
Rasheed Wallace: NCAA Southeast Regional, 1995
Shammond Williams: NCAA East Regional, 1997; NCAA East Regional, 1998
Antawn Jamison: NCAA East Regional, 1997; NCAA East Regional, 1998
Vince Carter: NCAA East Regional, 1997; NCAA East Regional, 1998
Ed Cota: NCAA East Regional, 1997; NCAA East Regional, 1998; NCAA South Regional, 2000
Jason Capel: NCAA South Regional, 2000
Joseph Forte: NCAA South Regional, 2000
Sean May: NCAA East Regional, 2005; NCAA Final Four, 2005
Rashad McCants: NCAA East Regional, 2005; NCAA Final Four, 2005
Raymond Felton: NCAA Final Four, 2005
Tyler Hansbrough: NCAA East Regional, 2007, 2008; NCAA South Regional, 2009; NCAA Final Four, 2009
Brandon Wright: NCAA East Regional, 2007
Wayne Ellington: NCAA East Regional, 2008; NCAA Final Four, 2009
Ty Lawson: NCAA East Regional, 2008; NCAA South Regional, 2009; NCAA Final Four, 2009
Danny Green: NCAA South Regional, 2009
Will Graves: NIT, 2010
Deon Thompson: NIT, 2010
Harrison Barnes: NCAA East Regional, 2011
Tyler Zeller: NCAA East Regional, 2011; NCAA Midwest Regional, 2012
Joel Berry II: NCAA Final Four, 2016; NCAA South Regional, 2017; NCAA Final Four,

2017
Brice Johnson: NCAA East Regional, 2016; NCAA Final Four, 2016
Marcus Paige: NCAA East Regional, 2016
Justin Jackson: NCAA South Regional, 2017; NCAA Final Four, 2017
Luke Maye: NCAA South Regional, 2017
Kennedy Meeks: NCAA Final Four, 2017
Armando Bacot: NCAA Final Four, 2022; NCAA East Regional, 2022
Caleb Love: NCAA Final Four, 2022; NCAA East Regional, 2022
Brady Manek: NCAA East Regional, 2022
J.R. Reid (1987-89), Ed Cota (1997-98, 2000) and Tyler Hansbrough (2007-09) earned NCAA all-regional honors three times

**COLLEGE SPORTS INFORMATION
DIRECTORS OF AMERICA (CoSIDA)
ACADEMIC ALL-AMERICA TEAM**

Billy Cunningham: 1965
Charlie Scott: 1970
Steve Previs: 1972
Dennis Wuycik: 1972
Kim Huband: 1972 (3rd)
Brad Hoffman: 1975 (2nd)
Ed Stahl: 1975 (2nd)
Tommy LaGarde: 1975 (2nd), 1976
Bruce Buckley: 1976 (2nd)
Steve Hale: 1986
Henrik Rödl: 1993 (3rd)
Eric Montross: 1994
Tyler Zeller: 2011, 2012
Marcus Paige: 2014 (2nd), 2015 (2nd), 2016
Luke Maye: 2018 (2nd), 2019 (2nd)

ACADEMIC ALL-AMERICA OF THE YEAR

Tyler Zeller: 2012
NCAA POST-GRADUATE SCHOLARSHIP WINNERS
Bob Bennett: 1966
John O'Donnell: 1974
Bruce Buckley: 1977
Steve Hale: 1986
Pearce Landry: 1995

ACADEMIC ALL-ACC TEAM

Charlie Shaffer: 1963, 1964
Billy Cunningham: 1965
Tom Gauntlett: 1967
Charlie Scott: 1970
Dave Chadwick: 1971
Kim Huband: 1972
Steve Previs: 1972
Dennis Wuycik: 1972
John O'Donnell: 1973, 1974
Brad Hoffman: 1975
Ed Stahl: 1975
Tommy LaGarde: 1975, 1976, 1977
Bruce Buckley: 1976, 1977
Eric Kenny: 1981
Matt Doherty: 1984
Steve Hale: 1984, 1985, 1986
James Daye: 1986
Jeff Lebo: 1988
David May: 1988, 1989
Henrik Rödl: 1990, 1991, 1992, 1993
Jason Burgess: 1992
Eric Montross: 1993, 1994
Matt Wenstrom: 1993
Pearce Landry: 1994, 1995
Pat Sullivan: 1995
Will Johnson: 2001, 2003
Jason Capel: 2002

Kris Lang: 2002
Byron Sanders: 2004, 2006
Melvin Scott: 2005
Tyler Zeller: 2009, 2010, 2011, 2012
Marcus Paige: 2013, 2014, 2015, 2016
Luke Maye: 2016, 2017, 2018, 2019
Nassir Little: 2019
RJ Davis: 2021, 2023
Kerwin Walton: 2021
Armando Bacot: 2022
Tyler Nickel: 2023

Four-time recipients: Marcus Paige, Henrik Rödl, Tyler Zeller, Luke Maye
Three-time recipients: Tommy LaGarde, Steve Hale
Two-time recipients: Charlie Shaffer, John O'Donnell, Bruce Buckley, David May, Eric Montross, Pearce Landry, Will Johnson, Byron Sanders, RJ Davis

SKIP PROSSER AWARD

Tyler Zeller: 2011, 2012
Marcus Paige: 2015, 2016
Luke Maye: 2018, 2019

Atlantic Coast Conference's Scholar-Athlete of the Year for Men's Basketball (named for the late Wake Forest coach)

PATTERSON MEDAL

Monk McDonald: 1924
Jack Cobb: 1926
Henry Satterfield: 1929
Virgil Weathers: 1934
Andy Bershak: 1938
Paul Severin: 1941
Bobby Gersten: 1942
Jim Jordan: 1946
Albert Long: 1955
Jerry Vayda: 1956
Lennie Rosenbluth: 1957
Larry Miller: 1968
Bill Bunting: 1969
Charlie Scott: 1970
Dennis Wuycik: 1972
George Karl: 1973
Charles Waddell: 1975
Mitch Kupchak: 1976
Walter Davis: 1977
Phil Ford: 1978
Al Wood: 1981
Brad Daugherty: 1986
Kenny Smith: 1987
Jeff Lebo: 1989
Antawn Jamison: 1998
Brendan Haywood: 2001
Tyler Hansbrough: 2009
Tyler Zeller: 2012
Marcus Paige: 2016
Justin Jackson: 2017
Joel Berry: 2018
Luke Maye: 2019

The Patterson Medal is the most prestigious award given to student-athletes who have completed their eligibility at UNC. The award is based primarily on career athletic accomplishments. The recipients must have played at least three collegiate seasons. Sportsmanship and leadership are also considered.



TEAM HONORS & AWARDS



MOST VALUABLE PLAYER (1951-2012)

- 1950-51 Hugo Kappler
- 1951-52 Al Lifson
- 1952-53 Vince Grimaldi
- 1953-54 Jerry Vayda
- 1954-55 Lennie Rosenbluth
- 1955-56 Lennie Rosenbluth
- 1956-57 Lennie Rosenbluth
- 1957-58 Pete Brennan
- 1958-59 Harvey Salz
- 1959-60 Lee Shaffer
- 1960-61 Doug Moe
- 1961-62 Jim Hudock
- 1962-63 Billy Cunningham
- 1963-64 Billy Cunningham
- 1964-65 Billy Cunningham
- 1965-66 Bobby Lewis
- 1966-67 Bobby Lewis, Larry Miller
- 1967-68 Larry Miller
- 1968-69 Charlie Scott
- 1969-70 Charlie Scott
- 1970-71 Dennis Wuycik
- 1971-72 Robert McAdoo, Dennis Wuycik
- 1972-73 Bobby Jones
- 1973-74 Bobby Jones
- 1974-75 Mitch Kupchak
- 1975-76 Mitch Kupchak
- 1976-77 Walter Davis
- 1977-78 Phil Ford
- 1978-79 Dudley Bradley
- 1979-80 Mike O'Koren
- 1980-81 Al Wood
- 1981-82 James Worthy
- 1982-83 Michael Jordan, Sam Perkins
- 1983-84 Michael Jordan, Sam Perkins
- 1984-85 Brad Daugherty
- 1985-86 Brad Daugherty
- 1986-87 Kenny Smith
- 1987-88 J.R. Reid
- 1988-89 Steve Bucknall
- 1989-90 Rick Fox
- 1990-91 Rick Fox
- 1991-92 Hubert Davis
- 1992-93 George Lynch
- 1993-94 Derrick Phelps
- 1994-95 Jerry Stackhouse
- 1995-96 Jeff McInnis
- 1996-97 Antawn Jamison
- 1997-98 Antawn Jamison
- 1998-99 Ademola Okulaja
- 1999-00 Ed Cota
- 2000-01 Joseph Forte
- 2001-02 Jason Capel, Kris Lang
- 2002-03 Raymond Felton
- 2003-04 Rashad McCants
- 2004-05 Raymond Felton, Sean May
- 2005-06 David Noel
- 2006-07 Tyler Hansbrough
- 2007-08 Tyler Hansbrough
- 2008-09 Tyler Hansbrough, Ty Lawson
- 2009-10 Deon Thompson
- 2010-11 Harrison Barnes, Tyler Zeller
- 2011-12 Kendall Marshall, Tyler Zeller

DEAN SMITH MOST VALUABLE PLAYER AWARD

- 2012-13 Reggie Bullock
- 2013-14 Marcus Paige
- 2014-15 Marcus Paige
- 2015-16 Brice Johnson
- 2016-17 Justin Jackson

- 2017-18 Joel Berry II
- 2018-19 Cameron Johnson
- 2019-20 Garrison Brooks
- 2020-21 Armando Bacot**
- 2021-22 Armando Bacot**
- 2022-23 Armando Bacot, RJ Davis**

CARMICHAEL-COBB AWARD (1968-2012)

(Given by Whit Cobb in memory of Cartwright Carmichael and Jack Cobb. Awarded to the outstanding defender based on coaches' grades.)

- 1967-68 Rusty Clark & Dick Grubar
- 1968-69 Bill Bunting
- 1969-70 Charlie Scott
- 1970-71 Steve Previs
- 1971-72 Steve Previs
- 1972-73 Bobby Jones
- 1973-74 Bobby Jones
- 1974-75 Mickey Bell
- 1975-76 John Kuester
- 1976-77 John Kuester
- 1977-78 Dudley Bradley
- 1978-79 Dudley Bradley
- 1979-80 Mike O'Koren
- 1980-81 Al Wood
- 1981-82 Jimmy Black
- 1982-83 Matt Doherty
- 1983-84 Michael Jordan
- 1984-85 Steve Hale
- 1985-86 Steve Hale
- 1986-87 Joe Wolf
- 1987-88 Steve Bucknall
- 1988-89 Jeff Lebo
- 1989-90 King Rice
- 1990-91 Rick Fox
- 1991-92 Derrick Phelps
- 1992-93 Derrick Phelps
- 1993-94 Derrick Phelps
- 1994-95 Rasheed Wallace
- 1995-96 Dante Calabria
- 1996-97 Ademola Okulaja
- 1997-98 Vince Carter, Makhtar Ndiaye
- 1998-99 Brendan Haywood
- 1999-00 Brendan Haywood
- 2000-01 Brendan Haywood
- 2001-02 Kris Lang
- 2002-03 Raymond Felton
- 2003-04 Jackie Manuel
- 2004-05 Jackie Manuel
- 2005-06 Wes Miller
- 2006-07 Marcus Ginyard
- 2007-08 Marcus Ginyard
- 2008-09 Bobby Frasier
- 2009-10 Marcus Ginyard
- 2010-11 Tyler Zeller
- 2011-12 John Henson, Tyler Zeller

GEORGE LYNCH BEST DEFENSIVE PLAYER AWARD

- 2012-13 Marcus Paige
- 2013-14 Marcus Paige
- 2014-15 Marcus Paige
- 2015-16 Marcus Paige
- 2016-17 Nate Britt
- 2017-18 Kenny Williams
- 2018-19 Garrison Brooks
- 2019-20 Garrison Brooks
- 2020-21 Day'Ron Sharpe
- 2021-22 Leaky Black
- 2022-23 Leaky Black

SCHOLAR-ATHLETE AWARD

(Presented to the player who best exemplifies the term "student-athlete.")

- 1985-86 Steve Hale
- 1986-87 Jeff Lebo
- 1987-88 Jeff Lebo
- 1988-89 Jeff Lebo
- 1989-90 Scott Williams
- 1990-91 Henrik Rödl
- 1991-92 Henrik Rödl
- 1992-93 Henrik Rödl
- 1993-94 Eric Montross
- 1994-95 Pearce Landry
- 1995-96 Dante Calabria
- 1996-97 Charlie McNairy
- 1997-98 Brad Frederick
- 1998-99 Brad Frederick
- 1999-00 Brian Bersticker
- 2000-01 Michael Brooker
- 2001-02 Will Johnson
- 2002-03 Will Johnson
- 2003-04 Phillip McLamb
- 2004-05 Byron Sanders
- 2005-06 Byron Sanders
- 2006-07 Wes Miller
- 2007-08 Bobby Frasier
- 2008-09 Jack Wooten
- 2009-10 Tyler Zeller
- 2010-11 Tyler Zeller
- 2011-12 Tyler Zeller
- 2012-13 Marcus Paige
- 2013-14 Marcus Paige

TYLER ZELLER SCHOLAR-ATHLETE AWARD

Presented to the player who best exemplifies the term "student-athlete." Named for the 2012 Academic All-America of the Year.

- 2014-15 Marcus Paige
- 2015-16 Marcus Paige
- 2016-17 Luke Maye
- 2017-18 Luke Maye
- 2018-19 Luke Maye
- 2019-20 Robbie O'Han
- 2020-21 Walker Miller
- 2021-22 Armando Bacot**
- 2022-23 RJ Davis**

MOST IMPROVED PLAYER (2006-12)

- 2005-06 Wes Miller
- 2006-07 Ty Lawson
- 2007-08 Quentin Thomas
- 2008-09 Ed Davis, Wayne Ellington
- 2009-10 John Henson
- 2010-11 John Henson
- 2011-12 James Michael McAdoo

DANNY GREEN MOST IMPROVED PLAYER AWARD

- 2012-13 P.J. Hairston
- 2013-14 J.P. Tokoto
- 2014-15 Isaiah Hicks, Joel James
- 2015-16 Joel Berry II
- 2016-17 Luke Maye
- 2017-18 Luke Maye
- 2018-19 Garrison Brooks
- 2019-20 Garrison Brooks
- 2020-21 Armando Bacot**
- 2021-22 RJ Davis and Caleb Love**
- 2022-23 Leaky Black

MARVIN WILLIAMS CAROLINA WAY AWARD*(Player who best exemplifies playing hard, being unselfish and thinking of the team first)*

2012-13 Jackson Simmons
 2013-14 Marcus Paige
 2014-15 Jackson Simmons
 2015-16 Marcus Paige
 2016-17 Nate Britt
 2017-18 Theo Pinson
 2018-19 Kenny Williams
 2019-20 Walker Miller
 2020-21 Kerwin Walton
 2021-22 Brady Manek
 2022-23 Leaky Black

BUTCH BENNETT AWARD (1926-2012)*(Given to the freshman who exemplified determination, sportsmanship and sacrifice for the good of the team. Given in memory of Butch Bennett, a member of the 1967-68 freshman team, who died of leukemia.)*

1967-68 Lee Dedmon
 1968-69 Steve Previs
 1969-70 Donn Johnston
 1970-71 Bobby Jones
 1971-72 Brad Hoffman
 1972-73 Tony Shaver
 1973-74 Woody Coley
 1974-75 Phil Ford
 1975-76 Ged Doughton
 1976-77 Mike O'Koren
 1977-78 Al Wood
 1978-79 Jimmy Black
 1979-80 James Worthy
 1980-81 Matt Doherty
 1981-82 Michael Jordan
 1982-83 Brad Daugherty
 1983-84 Kenny Smith
 1984-85 Ranzino Smith
 1985-86 Jeff Lebo
 1986-87 J.R. Reid
 1987-88 Rick Fox
 1988-89 Hubert Davis
 1989-90 George Lynch
 1990-91 Pat Sullivan
 1991-92 Donald Williams
 1992-93 Dante Calabria
 1993-94 Rasheed Wallace
 1994-95 Shammond Williams
 1995-96 Antawn Jamison
 1996-97 Ed Cota
 1997-98 Brian Bersticker
 1998-99 Kris Lang
 1999-00 Jonathan Holmes
 2000-01 Brian Morrison
 2001-02 Jawad Williams
 2002-03 David Noel
 2003-04 Reyshawn Terry
 2004-05 Marvin Williams
 2005-06 Tyler Hansbrough
 2006-07 Brandan Wright
 2007-08 no recipient
 2008-09 Tyler Zeller
 2009-10 Travis Wear
 2010-11 Kendall Marshall
 2011-12 James Michael McAdoo

JIMMIE DEMPSEY AWARD**OVERALL STATISTICAL LEADER (1972-2005)**

1971-72 Dennis Wuycik
 1972-73 Bobby Jones
 1973-74 Darrell Elston
 1974-75 Mitch Kupchak

1975-76 Walter Davis
 1976-77 Walter Davis
 1977-78 Mike O'Koren
 1978-79 Mike O'Koren
 1979-80 Mike O'Koren
 1980-81 Al Wood
 1981-82 Sam Perkins, James Worthy
 1982-83 Sam Perkins
 1983-84 Sam Perkins
 1984-85 Brad Daugherty
 1985-86 Steve Hale
 1986-87 Joe Wolf
 1987-88 J.R. Reid
 1988-89 J.R. Reid
 1989-90 Rick Fox
 1990-91 Rick Fox
 1991-92 George Lynch
 1992-93 George Lynch, Brian Reese
 1993-94 Derrick Phelps
 1994-95 Jerry Stackhouse
 1995-96 Ademola Okulaja
 1996-97 Vince Carter
 1997-98 Vince Carter
 1998-99 Ademola Okulaja
 1999-00 Joseph Forte
 2000-01 Joseph Forte
 2001-02 Jason Capel
 2002-03 Rashad McCants
 2003-04 Rashad McCants
 2004-05 Sean May

FOY ROBERSON AWARD (1943-2012)*(Most Inspirational Player Award in memory of a former basketball player who was killed in World War II.)*

1942-43 George McCachren
 1943-44 Jack Fitch
 1944-45 Jim Jordan
 1945-46 Bob Paxton
 1946-47 James White
 1947-48 Taylor Thorne
 1948-49 Dan Nyimicz
 1949-50 John Tsantes
 1950-51 Charles Thorne
 1951-52 Howard Deasy
 1952-53 Vince Grimaldi
 1953-54 Skippy Winstead
 1954-55 Jerry Vayda
 1955-56 Jerry Vayda
 1956-57 Lennie Rosenbluth
 1957-58 Tommy Kearns
 1958-59 Danny Lotz
 1959-60 Ray Stanley
 1960-61 Dick Kepley
 1961-62 Donnie Walsh
 1962-63 Peppy Callahan
 1963-64 Charlie Shaffer
 1964-65 Ray Respass
 1965-66 Jimmy Moore
 1966-67 Donnie Moe
 1967-68 Ralph Fletcher
 1968-69 Joe Brown
 1969-70 Jim Delany
 1970-71 Steve Previs
 1971-72 Bill Chambers
 1972-73 Donn Johnston
 1973-74 Ray Hite
 1974-75 Mickey Bell
 1975-76 Dave Hanners
 1976-77 Woody Coley
 1977-78 Ged Doughton
 1978-79 Ged Doughton
 1979-80 John Virgil
 1980-81 Eric Kenny

1981-82 Cecil Exum
 1982-83 Cecil Exum
 1983-84 Cecil Exum
 1984-85 Steve Hale
 1985-86 Steve Hale
 1986-87 Dave Popson
 1987-88 Jeff Lebo
 1988-89 Steve Bucknall
 1989-90 Jeff Denny
 1990-91 King Rice
 1991-92 George Lynch
 1992-93 Derrick Phelps
 1993-94 Brian Reese
 1994-95 Pat Sullivan
 1995-96 Webb Tyndall
 1996-97 Makhtar Ndiaye
 1997-98 Ademola Okulaja
 1998-99 Ademola Okulaja
 1999-00 Jason Capel
 2000-01 Jonathan Holmes
 2001-02 Will Johnson
 2002-03 Will Johnson
 2003-04 Jackie Manuel
 2004-05 Jackie Manuel
 2005-06 Dewey Burke
 2006-07 Dewey Burke
 2007-08 Quentin Thomas
 2008-09 Marcus Ginyard
 2009-10 Justin Watts
 2010-11 Justin Watts
 2011-12 Justin Watts

BILL GUTHRIDGE AWARD*(Given in honor of the Tar Heels' former head and assistant coach of 33 years to the person who demonstrates great loyalty to the program behind the scenes)*

2012-13 Angie Bitting, Smith Center Director
 2013-14 Ronnie Sykes, Smith Center Security
 2014-15 Randy Young, Smith Center

RICK SHARP AWARD (1985-2005)*(Given to the player who contributed the most to the team in practice sessions and behind the scenes. In memory of Rick Sharp, the Emmy award-winning producer of CBS College Basketball and CBS Sports and a 1964 UNC graduate. Beginning in 2005-06, the Rick Sharp Award was combined with the Foy Roberson Award.)*

1984-85 Cliff Morris
 1985-86 James Daye
 1986-87 Michael Norwood
 1987-88 Joe Jenkins
 1988-89 David May
 1989-90 Matt Wenstrom
 1990-91 Scott Cherry
 1991-92 Jason Burgess
 1992-93 Scott Cherry, Matt Wenstrom
 1993-94 Pat Sullivan
 1994-95 Charlie McNairy
 1995-96 David Neal
 1996-97 Charlie McNairy
 1997-98 Brad Frederick
 1998-99 Scott Williams
 1999-00 Michael Brooker
 2000-01 Jim Everett
 2001-02 Jonathan Holmes
 2002-03 Jonathan Holmes
 2003-04 Wes Miller
 2004-05 Wes Miller



JERSEYS IN THE RAFTERS

Retired and Honored Numbers



RETIRED NUMBERS

(last year played at UNC)

- Jack Cobb (1926)
- #10 • Lennie Rosenbluth (1957)
- #12 • Phil Ford (1978)
- #20 • George Glamack (1941)
- #23 • Michael Jordan (1984)
- #33 • Antawn Jamison (1998)
- #50 • Tyler Hansbrough (2009)
- #52 • James Worthy (1982)

HONORED NUMBERS

(last year played at UNC)

- Cartwright Carmichael (1924)
- #00 • Brendan Haywood (2001)
- #00 • Eric Montross (1994)
- #2 • Joel Berry II (2018)
- #2 • Raymond Felton (2005)
- #5 • Marcus Paige (2016)
- #5 • Ty Lawson (2009)
- #8 • Jim Jordan (1946)
- #11 • Brice Johnson (2016)
- #11 • Larry Brown (1963)
- #12 • Lee Shaffer (1960)
- #13 • John Dillon (1948)
- #15 • Vince Carter (1998)
- #21 • Donald Williams (1995)
- #21 • Mitch Kupchak (1976)
- #22 • Wayne Ellington (2009)
- #22 • Bobby Lewis (1967)
- #22 • York Larese (1961)
- #24 • Walter Davis (1977)
- #30 • Rasheed Wallace (1995)
- #30 • Kenny Smith (1987)
- #30 • Al Wood (1981)
- #31 • Mike O'Koren (1980)
- #31 • Bill Chamberlain (1972)
- #32 • Rashad McCants (2005)
- #32 • Billy Cunningham (1965)
- #33 • Charlie Scott (1970)
- #34 • George Lynch (1993)
- #34 • J.R. Reid (1989)
- #34 • Bobby Jones (1974)
- #35 • Robert McAdoo (1972)
- #35 • Doug Moe (1961)
- #35 • Pete Brennan (1958)
- #40 • Harrison Barnes (2012)
- #40 • Joseph Forte (2001)
- #40 • Tommy Kearns (1958)
- #41 • Sam Perkins (1984)
- #42 • Sean May (2005)
- #42 • Jerry Stackhouse (1995)
- #42 • Brad Daugherty (1986)
- #44 • Justin Jackson (2017)
- #44 • Tyler Zeller (2012)
- #44 • Dennis Wucyik (1972)
- #44 • Larry Miller (1968)
- #45 • Tommy LaGarde (1977)



CRITERIA FOR RETIRED AND HONORED JERSEYS

Retired: National Player of the Year (Associated Press, NABC, USBWA, The Sporting News, Wooden Award or Naismith Award)

Honored: first- or second-team All-America (by a team that the NCAA uses to determine consensus All-America honors, currently the Associated Press, NABC, USBWA and The Sporting News); ACC Player of the Year; Most Valuable Player of NCAA Tournament winning team; Most Outstanding Player of the NCAA Final Four; Olympic gold medalist

#40 HARRISON BARNES (2010-11)

Ames, Iowa

Honored: Second-team All-America



Scored 1,228 points, an average of 16.4 per game • Earned second-team NABC All-America honors in 2012 • Led the Tar Heels in scoring in each of his two seasons • 2011 ACC Rookie of the Year • Earned second-team All-ACC honors as a freshman and first-team honors in 2012 • NCAA East Regional selection in 2011 after scoring 20-plus points in each of his first three NCAA Tournament games • Set ACC Tournament scoring record with 40 points against Clemson in 2011 semifinals • Tied the fifth-highest scoring output in ACC Tournament history • Scored 20 or more points 21 times as a Tar Heel • Starting small forward in the 2015 and 2016 NBA Finals for the Golden State Warriors • Won NBA title in 2015 and a gold medal with Team USA in the 2016 Olympics • In his 12th year in the NBA.

#2 JOEL BERRY II (2014-18)

Apopka, Fla.

Honored: Final Four Most Outstanding Player



The 2017 Final Four Most Outstanding Player • One of seven players to score 20 or more points in consecutive national championship games (first since UCLA's Bill Walton in 1972-73) • The only Tar Heel to earn All-Final Four honors in two seasons (2016 and 2017) • One of six Tar Heels to start in two national championship games • Played in 14 NCAA Tournament victories (tied for the most by a Tar Heel with Eric Montross and Derrick Phelps, who both played from 1990-94) • One of four Tar Heels with 1,800 points (1,813) and 400 assists (451) with Phil Ford, Walter Davis and Marcus Paige and one of two (with Davis) with 1,800 points, 400 rebounds (405) and 400 assists • One of three (with Ford and Paige) in the top 15 in UNC history in points and assists • Finished his career 13th in UNC history in scoring and assists • Made 266 3FGs (.366) and shot 83.3 percent from the FT line (top 10 in UNC history) • Second in 3FGs behind Paige • Scored 22 points in the 2017 national championship game vs. Gonzaga and 20 in the 2016 national championship game vs. Villanova • Won MVP honors at the 2016 ACC Tournament after averaging 17.0 points and scoring 19 points in the championship game vs. Virginia • Third-team All-America and first-team All-ACC in 2018 • Two-time Cousy Award finalist • Finalist for the 2018 James A. Sullivan Award as the nation's top amateur athlete • Won the Patterson Medal in 2018 as Carolina's top male athlete • Studio analyst on the ACC Network.

#35 PETE BRENNAN (1955-58)


Brooklyn, N.Y.

Honored: First-team All-America, ACC Player of the Year



Scored 1,334 points and had 854 rebounds • Averaged 16.5 points, 10.5 rebounds and is one of eight Tar Heels to average a career double-double • Extended the 1957 national semifinal against Michigan State with a game-tying shot with four seconds left in the first overtime • First-team All-America and ACC Player of the Year in 1957-58 after leading UNC in scoring at 21.3 a game.

The first 12 jerseys were raised to the rafters on September 6, 1986, at halftime of an alumni game. They included retired jerseys for National Players of the Years Jack Cobb, Phil Ford, George Glamack, Michael Jordan, Lennie Rosenbluth and James Worthy, and honored jerseys for two- and three-time first-team All-Americans Cartwright Carmichael, Billy Cunningham, Larry Miller, Mike O'Koren, Sam Perkins and Charlie Scott.



#11 LARRY BROWN (1960-63)

Long Beach, N.Y.
Honored: Olympic gold medalist

First Tar Heel basketball player to play in the Olympics (1964 gold medalist in Tokyo) • Was leading scorer (16.5) in Dean Smith's first season as head coach • Earned All-ACC honors in 1962-63 as top assist man for Billy Cunningham • Assistant coach under Smith at Carolina from 1965-67 • Won an NCAA title as head coach at Kansas in 1988 and an NBA title with the Detroit Pistons in 2004

• Naismith Basketball Hall of Fame in 2003 • Only coach to win NCAA and NBA titles as a head coach • NBA head coach for nine teams.



CARTWRIGHT CARMICHAEL (1921-24)

Durham, N.C.
Honored: First-team All-America

The first Tar Heel to earn first-team All-America honors in any sport • Three-time All-Southern Conference selection and All-America in 1923 and 1924 • Led Carolina to a 56-7 record, two league titles and two league post-season championships • The 1924 team went 26-0 and was named national champions by the Helms Foundation.



#15 VINCE CARTER (1995-98)

Daytona Beach, Fla.
Honored: First-team All-America, Olympic Gold Medalist

First-team All-America selection in 1997-98 • Helped lead Carolina to ACC championships and Final Four appearances in 1997 and 1998 • One of the most spectacular dunkers to ever play the game • First-team All-ACC as a junior after averaging 15.6 points and 5.1 rebounds per game and shooting an ACC-leading 59.1 percent from the field • Entered the NBA Draft after his junior season and

was the fifth pick in the first round • Won NBA Rookie of the Year honors in 1999 and a gold medal with the U.S. Olympic Team in Sydney in 2000 • Retired from the NBA after 2019-20, his 22nd season in the NBA, the most in NBA history • Finished his career third in NBA history in games (behind Robert Parish and Kareem Abdul-Jabbar), sixth in three-pointers (2,290) and 19th in scoring with 25,728 points.



#31 BILL CHAMBERLAIN (1969-72)

New York, N.Y.
Honored: Second-team All-America


Earned MVP honors in the 1971 NIT after scoring a career-high 34 points in the title game against Georgia Tech • Hit 13 of 18 shots from the field in the championship game and had 10 rebounds • Scored 24 points and held Massachusetts star Julius Erving to 13 in the NIT first round • Second-team All-America in 1972.



JACK COBB (1923-26)

Durham, N.C.
Retired: National Player of the Year

UNC's first three-time All-America • Teamed with Cartwright Carmichael in 1924 to lead the Tar Heels to their first national championship • Named National Player of the Year in 1926 • Averaged 15 points per game in an era when the team averaged only 35 points per contest • Three-time all-conference selection • Led Carolina to three straight Southern Conference tournament and regular-season championships • Member of the Helms Hall of Fame and North Carolina Sports Hall of Fame.



#32 BILLY CUNNINGHAM (1962-65)

Brooklyn, N.Y.
Honored: First-team All-America

Kangaroo Kid led the ACC in rebounding three times • ACC Player of the Year in 1965 and a three-time All-ACC selection • USBWA All-America in 1964 and 1965 • Led the ACC in scoring in 1964 (26.0) and 1965 (25.4) • Averaged 24.8 points and 15.4 rebounds per game in his career • Sixty double-doubles (40 in a row), which remained the UNC record until 2023 • Academic All-America • NBA Rookie of the Year • Played on a world championship team with the 76ers in 1967 and coached Philadelphia to the NBA title in 1983 • MVP of the ABA in 1973 • Naismith Basketball Hall of Famer in 1985 • Named one of the NBA's 50 greatest players ever in 1997 and 75 greatest in 2022.



#42 BRAD DAUGHERTY (1982-86)

Black Mountain, N.C.
Honored: First-team All-America

Set record (since broken) as Carolina's all-time leader in career field goal percentage at .620 • Consensus second-team All-America in 1986 • USBWA first-team All-America that year • 1,912 points and 1,003 rebounds • Currently top 10 at UNC in field goal shooting, rebounding and points • Led UNC to 111-26 record • Led the ACC in scoring and rebounding in 1986 • Two-time All-ACC selection and finalist for the Wooden Award in 1986 • Was the first pick overall in the 1986 NBA Draft • Averaged 19.0 points in eight NBA seasons, was a five-time all-star and had his number retired by the Cleveland Cavaliers • NBA and college basketball and NASCAR TV analyst • NASCAR team owner • His JTG Daugherty Racing team won the 2023 Daytona 500.



#24 WALTER DAVIS (1973-77)

Pineville, N.C.
Honored: Olympic Gold medalist


One of the finest shooting small forwards to play for the Tar Heels. Member of the North Carolina Sports Hall of Fame. Two-time All-ACC (second team in 1976, first team in 1977). Olympic gold medalist in 1976 under head coach Dean Smith.

Scored 1,863 points, grabbed 670 rebounds and had 409 assists as a Tar Heel. Scored 31 points in 1975 ACC quarterfinal against Wake Forest, then held NC State star David Thompson to 7 of 21 shooting in Carolina's championship game victory. When he finished his career he had the most assists by a Tar Heel (409) and had the 12th-highest scoring average in UNC history.

Made a 25-foot shot off the glass to tie the game, capping the famous "eight-points in 17 seconds" comeback against Duke on March 2, 1974. Carolina trailed 86-78 but tied the game on Davis's shot and won, 96-92, in overtime. As a freshman, Davis scored a career-high 31 points on 14 of 21 from the floor and had six rebounds and five assists in the overtime win over the Blue Devils. Matched his career scoring high in the 1975 ACC Tournament quarterfinal vs. Wake Forest. Averaged 20 points, despite playing with a broken finger on his shooting hand, in his final three games as a Tar Heel against Kentucky, UNLV and Marquette in the 1977 NCAA East final and Final Four.

NBA Rookie of the Year with Phoenix in 1978. Five-time NBA All-Star. Phoenix Suns retired his No. 6.

His nephew, Hubert, played at UNC from 1988-92 and was named UNC's head coach in 2021.



#13 JOHN "HOOK" DILLON (1945-48)

Savannah, Ga.
Honored: First-team All-America

Earned All-America honors in 1946 and 1947 and was the leading scorer on the 1946 squad, Carolina's first Final Four team • Had great performances in the 1946 NCAA Tournament in Madison Square Garden, scoring 16 points against NYU, 15 versus Ohio State and 16 in the finals against Oklahoma A&M • Played for the Tar Heels from 1945 through 1948 after playing three years in the Savannah (Ga.) Ice Delivery city league and Benedictine Military Academy.

**#22 WAYNE ELLINGTON (2006-09)****Wynnewood, Pa.****Honored: Most Outstanding Player of the Final Four**


Most Outstanding Player of the 2009 Final Four • Scored 17 first-half points in championship game win over Michigan State, helping the Tar Heels sprint to a 55-34 lead • Made five three-pointers and scored 20 points against Villanova in the semifinals • Set Final Four record for highest three-point percentage as he made 8 of 10 threes (80 percent) • Top 25 in UNC

scoring with 1,694 points, an average of 14.7 per game • Made 229 three-pointers, now the third-most in UNC history • Earned All-ACC Tournament honors in three seasons (first team in 2007 & 2008, second team in 2009) • Carolina was 52-0 in his career when he shot 50 percent or better from the floor • Averaged 19.2 points and 5.7 rebounds in the 2009 NCAA Tournament, shooting 55.0 percent from the floor (44 of 80) and 17 of 32 from three-point range (.531) • First round pick by Minnesota in 2009 NBA Draft • Played 13 seasons in the NBA • Made 1,214 career 3FGs and scored 6,190 points • Player development coach with the Miami Heat.

**#2 RAYMOND FELTON (2002-05)****Latta, S.C.****Honored: MVP of NCAA champions**

Won the 2005 Bob Cousy Award as the nation's top point guard • Co-MVP of 2005 national champions • First-team All-ACC and All-Final Four in 2005 • Scored 1,260 points and had 697 assists • Led the ACC in assists in 2004 and 2005 in three-point accuracy (44.0 percent) as a junior • Tied NIT record with 17 assists against Wyoming in 2003 • Late three-pointer then last-minute steal

and free throws helped beat No. 1-ranked Illinois in 2005 NCAA final • Was MVP of the 2004 Maui Invitational • Started 92 consecutive games • First Tar Heel to have 1,000 points, 600 assists, 300 rebounds, 100 steals and 100 three-pointers • First round pick in 2005 by Charlotte • Played 14 seasons in the NBA • Scored 10,853 points and had 5,096 assists in the NBA, the second most assists by a Tar Heel behind only Michael Jordan.

**#12 PHIL FORD (1974-78)****Rocky Mount, N.C.****Retired: National Player of the Year, First-Team All-America, ACC Player of the Year, Olympic Gold Medalist**


Named one of the ACC's Top 10 Male Athletes in the league's first 50 years • Held Carolina career scoring mark for 31 years with 2,290 points • Currently second in scoring and third in assists (753) • Directed the famed Four Corners • Averaged 18.6 points and 6.1 assists • First-team All-America in 1976, 1977 and 1978, ACC Male Athlete of the Year in 1977 and 1978 • ACC Player of the Year in 1978 • Directed Carolina to three straight first-place ACC regular-season finishes, ACC Tournament titles in 1975 and 1977 and NCAA championship game in 1977 • National Player of the Year in 1978 by the Wooden Award, US-BWA, NABC and Sporting News • Olympic gold medalist in 1976 • ACC Tournament Most Valuable Player in 1975 when he led UNC to the title as a freshman • Scored career-high 34 points against Duke in his last game at Carmichael Auditorium • Led UNC to a 99-24 record • NBA Rookie of the Year in 1979 with the Kansas City Kings • Spent 12 years (1988-2000) as a Tar Heel assistant coach, leading UNC to six Final Fours • Inducted into the NABC College Basketball Hall of Fame in 2012.

Athlete of the Year in 1977 and 1978 • ACC Player of the Year in 1978 • Directed Carolina to three straight first-place ACC regular-season finishes, ACC Tournament titles in 1975 and 1977 and NCAA championship game in 1977 • National Player of the Year in 1978 by the Wooden Award, US-BWA, NABC and Sporting News • Olympic gold medalist in 1976 • ACC Tournament Most Valuable Player in 1975 when he led UNC to the title as a freshman • Scored career-high 34 points against Duke in his last game at Carmichael Auditorium • Led UNC to a 99-24 record • NBA Rookie of the Year in 1979 with the Kansas City Kings • Spent 12 years (1988-2000) as a Tar Heel assistant coach, leading UNC to six Final Fours • Inducted into the NABC College Basketball Hall of Fame in 2012.

**#40 JOSEPH FORTE (1999-2001)****Greenbelt, Md.****Honored: ACC Player of the Year, First-team All-America**

Co-ACC Player of the Year and consensus first-team All-America in 2001 • MVP of the NCAA South Regional as a freshman • ACC Rookie of the Year in 2000 after setting UNC freshman scoring record (16.7) • Averaged 20.9 points as a sophomore as he led UNC to a share of the ACC regular-season title • Set Tar Heel rebounding record for guards with 16 in win at Duke in 2001 • Scored 28

points against Tulsa in 2000 regional final and a career-high 38 against the Hurricanes a year later in Chapel Hill.

**#20 GEORGE GLAMACK (1938-41)****Johnstown, Pa.****Retired: National Player of the Year, First-team All-America**

Shot the ball according to the lines painted on the court due to poor eyesight and was nicknamed "The Blind Bomber" • In 1940 and 1941, he was named All-Southern Conference, All-America and National Player of the Year • Accurate hook shot with either hand • Led Carolina to 1940 Southern Conference championship • Averaged 20.6 points and led the 1941 team to the SoCon regular-season title and first appearance in the NCAA Tournament • Played five professional seasons.

**#50 TYLER HANSBROUGH (2005-09)****Poplar Bluff, Mo.****Retired: National Player of the Year, First-Team All-America, ACC Player of the Year, MVP of NCAA champions**

National College Basketball Hall of Fame inductee in 2023 • Earned first-team All-America and first-team All-ACC honors in each of his four seasons, the only player in ACC history to accomplish those feats • ACC leader and top 15 in NCAA history with 2,872 points • Carolina's all-time leading scorer in NCAA Tournament play with 325 points, fourth-most in NCAA history behind only Christian Laettner, Elvin Hayes and Danny Manning • Holds NCAA career record for made free throws (982) and is second in free throw attempts (1,241) • The 2008 National Player of the Year, ACC Player of the Year, ACC Male Athlete of the Year, ACC Tournament MVP and NCAA East Regional Most Outstanding Player • Consensus first-team All-America in 2007, 2008 and 2009, the 14th three-time consensus All-America since 1945 and the first since 1985 • Only player in ACC history to lead his school in scoring and rebounding for four seasons • Became the 13th player in ACC history and the first Tar Heel to earn first-team All-ACC Tournament honors three times • Third Tar Heel to earn All-NCAA regional honors three times • ACC records for career 20-point games with 79 and double-figure games with 133 • Broke Sam Perkins' UNC rebounding record (finished with 1,219) • Averaged 20.2 points, the sixth-highest average in UNC history • Helped Carolina achieve a 120-22 record, including 50-14 in ACC regular-season play, 8-2 in ACC Tournament action and 14-3 in the NCAA Tournament • Three consecutive No. 1 seeds in the NCAA Tournament (and a No. 3 in 2006), two Final Fours (2008, 2009) and the 2009 NCAA title • Three consecutive ACC regular-season championships • Won all four games at Duke • First round pick by the Indiana Pacers in the 2009 NBA Draft • Played seven seasons in the NBA.

**#00 BRENDAN HAYWOOD (1997-2001)****Greensboro, N.C.****Honored: Second-team All-America**

ACC's career field goal percentage leader at 63.7 percent • Is ninth in ACC history with 304 blocked shots, a UNC record • Second-team All-America by The Sporting News in 2001 • Set single-season UNC blocked shot record with 120 as a senior • Registered triple-double against Miami with 18 points, 14 rebounds and 10 blocks • Led the nation in field goal percentage (.697) in 2000 • Scored 28 points and had 15 rebounds in win over Missouri in 2000 NCAA first round • Had 20 points and 12 rebounds vs. Florida in 2000 Final Four • Played 13 seasons in the NBA • Won NBA title with the Dallas Mavericks in 2011 • TV analyst with NBA Radio and Turner Sports.

**#44 JUSTIN JACKSON (2014-17)****Tomball, Texas****Honored: ACC Player of the Year, First-team All-America**

One of three Tar Heels (with Lennie Rosenbluth and Ty Lawson) to win ACC Player-of-the-Year honors and an NCAA championship in the same year • Led UNC to 2017 national title • Consensus first-team All-America in 2017 • Averaged a team-high 18.3 points and set the UNC single-season record with 105 three-point field goals • Second in UNC history with 239 points in NCAA Tournament play • Joined Rick Fox as only Tar Heels with 1,600 career points and 150 three-pointers, 400 rebounds and 300 assists • Started 114 of 118 games • Finished his career tied for 23rd in UNC scoring with 1,626 points and 14th in three-pointers with 168 • Led Carolina in scoring in the 2017 Final Four with 38 points (22 in national semifinals vs. Oregon) • Drafted 15th in the first round in 2017 by Portland (traded that night to Sacramento) • In his sixth year in the NBA • Member of the 2021 NBA champion Milwaukee Bucks, joining the team just prior to the playoffs • Became the fourth Tar Heel to win an NCAA title and an NBA championship as a player.

**#33 ANTAWN JAMISON (1995-98)****Charlotte, N.C.****Retired: National Player of the Year, ACC Player of the Year, First-team All-America**

2021 College Basketball Hall of Fame inductee • Unanimous National Player of the Year in 1998 • Second Tar Heel (with Lennie Rosenbluth) and third player in ACC history (also Christian Laettner) to be named ACC Player of the Year, ACC Tournament MVP, NCAA Regional MVP and National Player of the Year in the same season • Scored 822 points, the second-highest figure in UNC history, and grabbed a single-season UNC-record (since broken) 389 rebounds • Averaged 22.2 points and 10.5 rebounds in 1998, the first double-double by a Tar Heel since Mitch Kupchak in 1976 • ACC Male Athlete of the Year • First ACC player ever to earn first-team All-ACC honors as a freshman, sophomore and junior • Led UNC to ACC Tournament titles and Final Fours in 1997 and 1998 • First freshman to ever lead the ACC in field goal percentage • Had 20 rebounds at Virginia as a freshman • Averaged 30.3 points and 12.0 rebounds in three home wins over Duke • Overcame a leg injury to tally 22 points and 18 rebounds in 1998 ACC final versus Duke • Still top 10 at UNC in career rebounds (1,027) and scoring (1,974) • NBA All-Star in 2005 and 2008 • Played 16 seasons in the NBA • Scored 20,042 career points • One of 50 players in NBA history to score 20,000 points • Rejoined the Washington Wizards in 2019 as Senior Director of Pro Personnel.

**#11 BRICE JOHNSON (2012-16)****Orangeburg, S.C.****Honored: First-team All-America**

Consensus first-team All-America in 2016, earning first-team honors from the AP, NABC and USBWA as well as SI, ESPN and the Wooden team • Unanimous first-team All-ACC as a senior • Led UNC to 33 wins, ACC regular-season and Tournament titles, NCAA East Regional championship and a berth in the NCAA finals • Set UNC single-season records with 416 rebounds and 23 double-doubles (both since broken) • Averaged 17.0 points and 10.4 rebounds and led the ACC in field goal percentage at .614 • Winner of KenPom.com's statistical National Player of the Year • Earned All-Tournament honors at ACC, NCAA Regional and Final Four • Had 25 points and 12 rebounds in NCAA regional final vs. Notre Dame • First Tar Heel with three consecutive 20-point/10-rebound games in NCAA Tournament play • Set UNC post-season record with eight blocked shots vs. Florida Gulf Coast in 2016 first round • Established himself as a top player with a 39-point, 23-rebound game at Florida State • Finished his career with 1,716 points and 1,035 rebounds • Currently seventh at UNC in career rebounds and 19th in scoring • He and Sam Perkins are the only Tar Heels with 1,700 points, 1,000 rebounds, 150 blocks, 100 assists and 100 steals • First round draft pick in 2016 by the L.A. Clippers • Plays professionally in Japan.

**#34 BOBBY JONES (1971-74)****Charlotte, N.C.****Honored: First-team All-America**

Inducted in the Naismith Memorial Basketball Hall of Fame in 2019 • Shot 66.8 percent from the floor in 1972, still the ACC single-season record, and one of three seasons in which he led the ACC • Averaged 15.0 points, 10.5 rebounds and 4.0 assists as a junior • In 1974 game at Duke, he stole an inbounds pass and dribbled the length of the floor for a lay-up at the buzzer to give Carolina a 73-71 victory • In the rematch, Jones scored four points in Tar Heel rally from eight points down with 17 seconds left in regulation • Scored 24 points as UNC won in overtime, 96-92 • Member of U.S. Olympic Team that won controversial silver medal in the 1972 Munich Games after his sophomore year • Earned first-team All-America honors from USBWA as a senior • One of best defensive players in NBA history • Earned All-Defensive First Team honors eight consecutive years • Won the NBA Sixth Man Award in 1983 and was a member of the world champion Philadelphia 76ers in 1983.

**#8 JIM JORDAN (1944-46)****Chester, W. Va.****Honored: Second-team All-America**

The U.S. Navy transferred him from Mt. St. Mary's College to the ROTC unit at UNC • Helped UNC post a 22-6 record and was the only unanimous selection to the All-Southern Conference team in 1945 • Was standout for 1946 team that posted a 30-5 record and reached the NCAA finals before losing to Oklahoma A&M • A second-team All-America in 1945.

**#23 MICHAEL JORDAN (1981-84)****Wilmington, N.C.****Retired: National Player of the Year, ACC Player of the Year, First-team All-America, Olympic Gold Medalist**

Selected ESPN's Greatest Athlete of the 20th Century • Enshrined in the Naismith Basketball Hall of Fame in 2009 • ACC's No. 1 Male Athlete in the league's first 50 years • Consensus All-America in 1983 and 1984 • Sporting News National Player of the Year as a sophomore and unanimous selection in 1984 • Hit game-winning jump shot to beat Georgetown for 1982 NCAA title • Averaged 17.7 points and 5.0 rebounds as a Tar Heel • Led the ACC in scoring in 1984 with 19.4 points per game • Won gold medals in the 1984 and 1992 Olympics • Leading U.S. scorer in 1983 Pan American Games and 1984 Olympics • ACC Rookie of the Year in 1982, Player and Male Athlete of the Year in 1984 • Steal and dunk against Virginia in 1983 is one of the most memorable plays in Carolina history • Capped a 16-point second-half comeback with the slam dunk • Third overall selection by the Chicago Bulls in 1984 Draft • Led Bulls to six NBA championships • Five-time MVP (1988, 1991, 1992, 1996, 1998) • Ten-time All-NBA selection, nine-year all-defensive team, six-time NBA Finals MVP, three-time All-Star game MVP, led NBA in scoring a record 10 times • Former majority owner of the NBA's Charlotte Hornets.

**#40 TOMMY KEARNS (1955-58)****Bergenfield, N.J.****Honored: Second-team All-America**

Carolina's third-leading scorer (12.8) and assist leader on undefeated 1957 NCAA champions • Scored 29 points in double overtime win at Maryland and hit winning free throws with 11 seconds to play in 75-73 win over Duke to preserve the perfect record • Jumped center (despite being 5-11) against 7-footer Wilt Chamberlain in 1957 NCAA final vs. Kansas • First-team All-ACC guard in 1957 and 1958 and a second-team Converse All-America in 1957.



#21 MITCH KUPCHAK (1972-76)

Brentwood, N.Y.

Honored: ACC Player of the Year, First-team All-America, Olympic Gold Medalist

ACC Player of the Year and first-team USBWA All-American in 1976 • First-team All-ACC and All-ACC Tournament team in 1975 and 1976 • Led UNC to 1975 ACC title • Starting center on the gold medal winning 1976 U.S. Olympic Team under head coach Dean Smith • Was the first to play at Carolina after freshman eligibility rule went

into effect in 1973.

Scored 1,611 points and grabbed 1,006 rebounds as a Tar Heel • Averaged double-doubles in points and rebounds in 1975 and 1976 • One of seven Tar Heels to average a double-double in points and rebounds in consecutive seasons • Finished his career second in rebounds and field goal percentage (.586) and sixth in scoring at UNC • Scored a career-high 36 points in a four-overtime win at Tulane.

Threw a baseball-style inbound pass from the baseline across halfcourt to Walter Davis, which Davis caught then hit a 25-foot bank shot to tie the game, capping the famous "eight-points in 17 seconds" comeback against Duke on March 2, 1974 • Carolina trailed 86-78 but tied the game on Davis's shot and won, 96-92, in overtime.

Played on three NBA championship teams with the Washington Bullets and Los Angeles Lakers • Won six NBA titles as an executive with the Lakers • General manager of the Charlotte Hornets.




#45 TOMMY LAGARDE (1973-77)

Detroit, Mich.

Honored: Olympic Gold Medalist, Second-team All-America

Won a gold medal on the 1976 U.S. Olympic Team • Named second-team All-America in 1977, despite missing final third of season after injuring his knee at Maryland • Averaged 15.1 points and 7.4 rebounds that year • Led the ACC in 1976 in field goal percentage at 61.2 percent and was second in free throw percentage at 80.9 • One of two Tar Heels to shoot 60 percent from the floor and 80 percent from the free throw in the same season • Currently 11th at UNC in career field goal percentage at 58.3 percent • Two-time Academic All-America • Played six seasons in the NBA and was a member of the 1978-79 NBA champion Seattle SuperSonics.



#22 YORK LARESE (1958-61)

New York, N.Y.

Honored: Second-team All-America

Three-time All-ACC selection from 1959-61 and a second-team All-America as a senior • Led the ACC in foul shooting in 1960 at 86.8 percent, including a 21 for 21 effort against Duke, which remains the ACC record • Shot 86.8 percent from the free throw line in 1959-60 which was the single-season UNC record for 25 years and is still the eighth-best by a Tar Heel • Scored 1,287 points.



#5 TY LAWSON (2006-09)

Clinton, Md.

Honored: First-team All-America, MVP of NCAA champions, ACC Player of the Year

The 2009 ACC Player of the Year, MVP of the NCAA South Regional and a Final Four All-Tournament Team selection • Won the 2009 Bob Cousy Award as the best point guard in the country • First point guard to win ACC Player-of-the-Year honors in 31 years • One of three Tar

Heels (with Lennie Rosenbluth and Justin Jackson) to win ACC Player of the Year and a NCAA title in the same season • First-team All-America by the NABC, Wooden, Sports Illustrated • Career assist-error ratio of 2.78 is second in UNC and sixth in ACC history • Averaged a team-high 20.8 points with 34 assists, seven turnovers and 16 steals in 2009 NCAA Tournament • Set Final Four records for most free throws made with 25 and attempts with 35 • Led all players on both teams with 21 points and eight steals (set championship game record) and added six assists and one turnover in the NCAA championship game win over Michigan State • Had

seven steals in the first half as UNC shot 52.9 percent from the floor and built a 55-34 lead (most points ever in first half of an NCAA final) • Led the ACC in assists (230, 6.6 per), assist-error and steals (75) • First point guard to ever lead UNC in field goal percentage • Had 230 assists and only 66 turnovers in 2009, an assist-error ratio of 3.49 that set the ACC record and is now fifth • MVP at the 2008 Maui Invitational • First round pick in 2009 NBA Draft by Denver • Played in the NBA for nine seasons.



#22 BOBBY LEWIS (1964-67)

Washington, D.C.

Honored: First-team All-America

Averaged 27.4 points in 1966, the second-highest single-season figure in UNC history • Currently 12th in scoring at UNC with 1,836 points • Scored 49 points against Florida State on Dec. 16, 1965, most ever in a game by a Tar Heel • Holds UNC record with five consecutive 30-point games • MVP of the 1967 NCAA East Regional after scoring 31 points against Boston College in the championship game • An All-America and All-ACC selection in 1966 and 1967 • Senior co-captain of Dean Smith's first ACC championship and Final Four team in 1967.



#34 GEORGE LYNCH (1989-93)

Roanoke, Va.

Honored: MVP of NCAA champions

UNC's MVP of the 1993 NCAA champions • One of only two players in ACC history to compile 1,500 points, 1,000 rebounds, 200 steals and 200 assists • Currently second at Carolina in steals (241) and fourth in rebounds (1,097) • His dunk gave Carolina the lead for good after stealing a cross-court pass in a memorable comeback win over Florida State in 1993 home win • Had double-doubles in points and rebounds in each of Carolina's last four games during the 1993 title run, averaging 17.5 points and 11.0 rebounds in wins over Arkansas, Cincinnati, Kansas and Michigan • Most Outstanding Player of the 1993 NCAA East Regional and a member of the Final Four All-Tournament team • First-team All-ACC in 1993 • Played 12 seasons in the NBA, mostly with the Lakers and 76ers.



#42 SEAN MAY (2002-05)

Bloomington, Ind.

Honored: First-team All-America, MVP of NCAA champions, Most Outstanding Player of the Final Four

Averaged 22.3 points and 10.7 rebounds in 2005 NCAA Tournament and was named MVP of the Final Four • Had 26 points and 10 rebounds in NCAA final vs. No. 1 Illinois • Had 29 points and 12 rebounds in regional final vs. Wisconsin and was MVP of the East Regional • Sports Illustrated's National Player of the Year in 2005 • First-team All-ACC and All-America (ESPN) and consensus second-team All-America • Averaged 17.5 points and 10.7 rebounds as a junior and 15.8 points and 10.0 rebounds in his career • One of eight Tar Heels to average a career double-double • Had 26 points and 24 rebounds against Duke in last home game, a 75-73 win that clinched ACC title • Set a UNC single-season record in 2005 with 397 boards (since broken) • First round pick by Charlotte in 2005 • In his ninth year on staff at Carolina, his third as an assistant coach.



#35 ROBERT MCADOO (1971-72)

Greensboro, N.C.

Honored: First-team All-America

Member of the Naismith Hall of Fame • Transfer from Vincennes Junior College who helped Carolina to a 26-5 record in 1971-72 • The Tar Heels won the ACC regular-season and tournament titles and advanced to the Final Four • Led UNC in scoring (19.5) and rebounding (10.1) • All-ACC, ACC Tournament MVP and all-tournament selection in the NCAA East Regional and Final Four • First UNC player to enter the NBA Draft with college eligibility remaining • NBA Rookie of the Year for the Buffalo Braves in 1973 and the MVP in 1975 • Five-time NBA All-Star and NBA champion with the Lakers in 1982 and


1985 • One of seven players in NBA history to lead the league in scoring in three straight seasons (with George Mikan, Neil Johnston, Wilt Chamberlain, George Gervin, Michael Jordan and Kevin Durant) • Won three NBA championships with the Miami Heat as an assistant coach • His son, Ryan, was a member of the UNC basketball team from 2018-22.



#32 RASHAD MCCANTS (2002-05)
Asheville, N.C.
Honored: **Second-team All-America**

Second-team All-America by Sports Illustrated and Basketball Times as a sophomore in 2004 when he led the ACC in scoring (20.0) • Earned first-team All-ACC honors in 2004 and third-team honors in 2005 • Averaged 16.0 points and led UNC with 71 three-pointers on the 2005 NCAA title team • Scored 14 first-half points in NCAA final vs. Illinois • Earned NCAA All-Syracuse Regional and


Final Four honors • Scored 28 points in his freshman debut and broke UNC freshman scoring record with 17.0 points per game • MVP of 2002 Pre-season NIT • Made 221 three-pointers and scored 1,721 points • Scored the second-most points in Smith Center history (860) • Averaged 10 points in four NBA seasons.



#44 LARRY MILLER (1965-68)
Catasauqua, Pa.
Honored: **First-team All-America, ACC Player of the Year**

Inducted in the College Basketball Hall of Fame in 2022 • Earned first-team All-America, ACC Player-of-the-Year and ACC Tournament MVP honors in 1967 and 1968 • Consensus first-team All-America in 1968 as part of one of the greatest five-man teams ever assembled (with Lew Alcindor, Elvin Hayes, Pete Maravich and Wes Unseld) • A second-team consensus All-America in 1967 • One of

three players in ACC history to win ACC Player-of-the-Year and Tournament MVP honors in consecutive seasons • One of only four to win ACC Tournament MVP twice • The only Tar Heel to win ACC Player of the Year twice • Standout on Dean Smith's first two ACC championship and Final Four teams • ACC Male Athlete of the Year in 1968 • Scored in double figures a school-record 64 consecutive games • Currently seventh at UNC in scoring with 1,982 points and fifth in scoring average at 21.8 per game • One of only three Tar Heels to average 20 points a game in three seasons • Averaged 20.9 points and 10.3 rebounds in 1965-66, 21.9 points and 9.3 rebounds in 1966-67 and 22.4 points and 8.2 rebounds in 1967-68 • Scored 30 or more points 11 times with a high of 38 at Virginia in 1967 • Grabbed 834 rebounds as one of the top rebounding small forwards to play for the Tar Heels • Scored 32 points on 13 of 14 shooting from the floor in an 82-73 victory over Duke in the 1967 ACC Tournament championship game • Led Carolina to an overall record of 70-21, including 32-10 in ACC regular-season play (54-10 overall, 24-4 in ACC play his last two seasons • UNC finished his junior season ranked No. 4 in the nation by the AP and No. 3 by the coaches and his senior year No. 4 in both polls • Those were Carolina's first-ever consecutive seasons in the Top 10 • Played seven seasons in the ABA and set the league's all-time single-game record with 67 points.



#35 DOUG MOE (1958-61)
Brooklyn, N.Y.
Honored: **First-team All-America**

Two-time All-ACC selection and a first-team USBWA All-America as a senior in 1961 • Averaged 20.4 points and 14.0 rebounds as a senior and 10.6 rebounds in his career • Billy Cunningham is the only Tar Heel to average more rebounds in a season or career • MVP of the 1960 Dixie Classic, with 22 points and 18 rebounds in the semifinal versus Villanova and a stifling defensive effort against Duke's Art Heyman in the final • Played professionally in Italy and twice was European Player of the Year • Three-time all-star in the ABA • Head coach for 15 seasons with the San Antonio Spurs, Denver Nuggets and Philadelphia 76ers • Won 628 games as an NBA head coach • NBA Coach of the Year (Denver) in 1988.

#00 ERIC MONTROSS (1990-94)

Indianapolis, Ind.
Honored: **First-team All-America**



Two-time second-team All-America selection and member of the 1994 John Wooden All-America team • Averaged 15.8 points and 7.6 rebounds as starting center for the 1993 NCAA champions • Scored 23 points in national semifinals vs. Kansas and 16 against Michigan in championship game in 1993 Final Four • First-team All-ACC selection as a junior • Named to all-tournament

teams at the ACC Tournament, NCAA East Regional and Final Four in 1993 • Career totals include 1,627 points, 941 rebounds and 169 blocked shots • Played nine seasons in the NBA after being selected in the first round by the Boston Celtics • Senior Major Gifts Director with the Rams Club and has called 18 seasons as radio analyst on the Tar Heel Sports Network.

#31 MIKE O'KOREN (1976-80)
Jersey City, N.J.
Honored: **First-team All-America**



First-team All-America in 1978, 1979 and 1980 • Led the ACC and was second nationally in field goal shooting as a sophomore • Earned first-team All-ACC honors in 1978 and 1980 • Scored 21 points in the 1977 ACC Tournament final against Virginia to lead the Tar Heels to a 75-69 victory • Scored a career-high 31 against UNLV in the 1977 Final Four • Had 17 points, 20 rebounds, seven assists and four steals while holding Gene Banks scoreless in the second half of 74-68 victory over Duke on Jan. 13, 1979 • Co-captain of 1979 U.S. Pan American Games team which captured the gold medal • Averaged 15.1 points and 7.0 rebounds as a Tar Heel • Played eight seasons in the NBA with the New Jersey Nets and Washington Bullets.

#5 MARCUS PAIGE (2012-16)
Marion, Iowa
Honored: **Second-team All-America**



Carolina's all-time three-point leader in career makes (299), attempts (798) and NCAA Tournament makes (39) • Made 20 threes in the 2016 NCAA Tournament, now second most by a Tar Heel • Only player in NCAA Tournament history with multiple three-pointers in all 13 career games • Three-pointer with 4.7 seconds to play against Villanova in the 2016 NCAA championship game is one


of the most memorable shots in Final Four and Carolina basketball history • First-team All-ACC and Sporting News second-team All-America in 2014 • Scored 35 points in overtime win at NC State and had 31 in win over Louisville as a sophomore • One of two players in ACC history (with Duke's Jason Williams) with 1,800 points, 500 assists, 350 rebounds, 275 three-pointers and 200 steals • Finished his career 11th in UNC scoring, fourth in free throw percentage (.844), eighth in assists (602) and third in steals (203) • Shot 46 percent from three-point range in NCAA Tournament play, including 20 of 41 (.488) as a senior • Made six threes vs. Indiana in 2016 East semifinal • Made a three in 41 consecutive games, now the second-longest streak by a Tar Heel • First Tar Heel to be team captain three times • First to win the team's defensive player of the year award four times • UNC's Most Valuable Player in 2014 and 2015 • One of three players in ACC history (with Maryland's Tom McMillen and Duke's Mike Gminski) to earn Academic All-America honors three times • ACC's top scholar-athlete in basketball in 2015 and 2016 • First year on the UNC Basketball staff as Director of Team and Player Development.

#41 SAM PERKINS (1980-84)
Latham, N.Y.
Honored: **Olympic Gold medalist, First-team All-America**



2018 inductee in the NABC College Basketball Hall of Fame • Finished his career as Carolina's all-time leading rebounder (1,168) and second-leading scorer (2,145) • Nearly 40 years after playing his final collegiate game he is currently third in UNC history in rebounds and third in scoring • Three-time first-team All-America and All-ACC selection from 1982-84 • ACC Rookie of the Year and ACC Tournament MVP in 1981 • Won three ACC regular-season champion-

ships, two ACC Tournament crowns and played in the Final Four in 1981 and 1982 • 1982 NCAA champion • All-Tournament at 1981 NCAA West Regional, 1982 NCAA East Regional and the 1982 Final Four • Averaged 15.9 points and 8.6 rebounds • Won gold medals at 1983 Pan American Games and 1984 Olympics • Outstanding 17-year NBA career in which he played in the NBA Finals with three different teams (Lakers, Sonics and Pacers) • Scored 15,324 points in the NBA.



#34 J.R. REID (1986-89)

Virginia Beach, Va.

Honored: First-team All-America

Consensus All-America in 1988 after averaging 18.0 points, 8.9 rebounds and shooting 60.7 percent from the floor • ACC Rookie of the Year in 1987 with 528 points and 268 rebounds • Scored 31 points twice as a freshman, including an NCAA Tournament game versus Notre Dame in which he went 15 for 18 from the floor • MVP of the 1989 ACC Tournament • Earned All-NCAA Tournament honors three times, still one of only three Tar Heels to accomplish that • Currently sixth in career field goal percentage (.601) at Carolina.



#10 LENNIE ROSENBLUTH (1954-57)

Bronx, N.Y.

Retired: National Player of the Year, ACC Player of the Year, First-team All-America, MVP of NCAA champions

Carolina's single-season (28.0 in 1956-57) and career (26.9) scoring average leader • National Player of the Year on undefeated 1957 squad, leading UNC to the national championship in a triple-overtime victory over Kansas • Held UNC career points mark (2,047) for 21 years and is now fourth • Still holds UNC record for points in a season (895 in 1956-57) and is second in free throws made and attempted in both a season and a career • Three-time All-ACC selection and ACC Player and Athlete of the Year in 1957 • Second-team All-America as a junior • One of four players (with Tyler Hansbrough, Antawn Jamison and Duke's Christian Laettner) to win ACC Player-of-the-Year, ACC Tournament MVP, NCAA Regional MVP and National Player-of-the-Year honors in the same season • One of three Tar Heels (with Ty Lawson and Justin Jackson) named ACC Player of the Year and win an NCAA title in the same season.




#33 CHARLIE SCOTT (1967-70)

New York, N.Y.

Honored: Olympic Gold medalist, First-team All-America

2015 NABC Collegiate Basketball Hall of Fame inductee and 2018 Naismith Basketball Hall of Fame • Standout player on 1968 and 1969 ACC championship and Final Four teams • First-team All-America in 1969 and 1970 and a three-time All-ACC selection • First Black scholarship athlete at Carolina • MVP of the NCAA East Regional in 1969 and co-ACC Athlete of the Year in 1970 • Currently sixth in scoring at Carolina with 2,007 points and tied for third in scoring average at 22.1 per game • Averaged 7.2 rebounds per game • Led ACC with 27.1 points per game as a senior, third-best ever at UNC • Scored in double figures in 52 straight games, the third-longest streak by a Tar Heel • Scored 40 points in 1969 ACC Tournament final against Duke, rallying Carolina from a nine-point halftime deficit to an 11-point victory, and was named MVP • Jump shot at the buzzer gave Carolina an 87-85 win over Davidson in NCAA East Regional final • Academic All-America • Won gold medal at 1968 Olympics in Mexico City • Played 10 seasons in ABA and NBA, winning an NBA title with Boston in 1976.



#12 LEE SHAFFER (1957-60)

Pittsburgh, Pa.

Honored: First-team All-America, ACC Player of the Year

First-team All-America and ACC Player of the Year in 1960 after leading the league in scoring at 18.2 points and grabbing 11.2 rebounds per game • Had 20 rebounds versus Notre Dame • All-ACC Tournament as junior and senior, scoring 21, 23, 11, 29 and 21 points in five tournament games over two seasons • Two-time All-Dixie Classic selection.



#30 KENNY SMITH (1983-87)

Queens, N.Y.

Honored: First-team All-America

Consensus first-team All-America and All-ACC choice in 1987 after leading UNC with 16.9 points and 209 assists • 1987 National Player of the Year by Basketball Times • Set school record (since broken) with 86 assists in NCAA Tournament play • Averaged 12.9 points and 6.0 assists as a Tar Heel • Led UNC to 14-0 ACC records and No. 1 rankings in 1984 and 1987 • Scored career-high 41 points in 1987 season at Clemson • Broke Phil Ford's UNC career assist record • Finished his career as Carolina's all-time assists (768) and steals leader (195) • Played 11 years in the NBA and won titles with Houston in 1994 and 1995 • Basketball TV analyst for Turner • Co-host of *Inside the NBA*, an Emmy Award winning studio show • Elected to North Carolina Journalism Hall of Fame in 2023 • His son, K.J., played for the Tar Heels from 2018-21.




#42 JERRY STACKHOUSE (1993-95)

Kinston, N.C.

Honored: First-team All-America

Consensus first-team All-America in 1995 and All-ACC selection that year • Sports Illustrated's National Player of the Year in 1995 • ACC Tournament MVP as a freshman in 1994 • Averaged 19.2 points and shot 41 percent from three-point range in 1995 • Scored 25 points, 11 rebounds and four assists in UNC's 102-100 win at Duke in 1995 • Had 18 points and 12 rebounds and led No. 2 seed Carolina past No. 1 Kentucky in the 1995 Southeast Regional final • Third player selected in the 1995 NBA Draft • Played 18 seasons in the NBA, scoring 16,409 points • An NBA All-Star in 2000 and 2001 • In his fifth season as head coach at Vanderbilt.




#30 RASHEED WALLACE (1993-95)

Philadelphia, Pa.

Honored: First-team All-America

First-team All-America and first-team All-ACC as a sophomore in 1995 • Helped Carolina beat top-seeded Kentucky in Birmingham, Ala., to advance to the 1995 Final Four • Led the ACC in field goal percentage at 65.4 percent, the third-best mark in ACC history • Is second at Carolina and the ACC in career field goal accuracy at 63.5 percent • Scored 25 points in UNC's 102-100 win at Duke in 1995 • Fourth player selected in the 1995 NBA Draft • Played 16 seasons in the NBA, winning a title in Detroit in 2004 • A four-time NBA All-Star • Scored 16,006 points in the NBA.



#21 DONALD WILLIAMS (1991-95)

Garner, N.C.

Honored: Most Outstanding Player of the Final Four

The Most Outstanding Player of the 1993 Final Four after scoring 25 points in both the national semifinals against Kansas and the championship game against Michigan's Fab Five • No player has scored 25 points in both the national semifinal and championship game since • Made 8 of 12 shots from the floor, including five three-pointers, and clinched the win with four free throws in the final 11 seconds • Scored 109 points in the last five games of the 1993 NCAA Tournament, an average of 21.8 points per game • Set Final Four records making 10 three-pointers and by shooting 80 percent from three-point range • Made 10 of 14 threes in the Final Four, 5 of 7 in both games • Sent UNC to the Final Four by connecting on consecutive three-pointers in overtime win over Cincinnati in the East Regional final • Scored 1,492 points as a Tar Heel, an average of 11.8 per contest • Scored in double figures 77 times, with 20 or more points on 25 occasions • Currently tied for fifth at UNC with 221 three-pointers • Scored a career-high 28 points against Minnesota in Madison Square Garden in the 1993 Preseason NIT • Scored 24 points in the 102-100, double overtime win at Duke in 1995.



#30 AL WOOD (1977-81)

Gray, Ga.

Honored: First-team All-America

Led Carolina in scoring three times with averages of 17.8, 19.0 and 18.1 from 1979-81 • First-team All-America in 1981 after he led UNC to the NCAA final • Was MVP at the 1981 West Regional, then scored 39 points, an NCAA semifinal record, and had 10 rebounds in beating Virginia • Currently fifth in scoring at UNC with 2,015 points • First-team All-ACC in 1979 and 1981 •

Member of the 1980 U.S. Olympic Team • Played six seasons in the NBA.




#52 JAMES WORTHY (1979-82)

Gastonia, N.C.

Retired: National Player of the Year, First-team All-America, MVP of NCAA champions, Most Outstanding Player of the Final Four

Naismith Hall of Fame inductee in 2003 • Named one of the 50 greatest NBA players in 1997 and one of the NBA's 75 all-time greats in 2022 • Named one of the ACC's top 50 players in 2004 • One of seven players (all Hall of Famers) to win NBA Finals MVP and Final Four

Most Outstanding Player honors (with Wilt Chamberlain, Kareem Abdul-Jabbar, Magic Johnson, Hakeem Olajuwon, Isiah Thomas and Bill Walton) • Scored 28 points to earn MVP honors at 1982 Final Four • Also MVP of the 1982 ACC Tournament and East Regional • First-team All-America in 1981 and 1982 • Helms Foundation's 1982 National Player of the Year • Averaged 14.5 points and 7.4 rebounds • ACC Athlete of the Year and first-team All-ACC as a junior • First player selected in 1982 NBA Draft • Seven-time NBA All-Star, won championships with the Lakers in 1985, 1987 and 1988 • MVP of the 1988 NBA Finals • Coaching consultant with the Lakers and a TV analyst.



#44 DENNIS WUYCIK (1969-72)

Ambridge, Pa.

Honored: First-team All-America

Led the ACC in field goal percentage in 1971 at 60.7 percent • Led the ACC in free throw percentage in 1972 at .854 • Two-time All-ACC selection after scoring 18.4 and 18.0 points his last two seasons • Earned All-America honors in 1972 from the Helms Foundation and Basketball Weekly and was an Academic All-America • Scored 24 versus Maryland in 1972 ACC championship game •

MVP of 1972 NCAA East Regional and scored 47 points in two games at the Final Four • Top 10 at UNC in career field goal percentage (.590) and free throw percentage (83.4) • One of two Tar Heels to ever shoot 60 percent from the floor and 80 percent from the free throw line in the same season and the only player to accomplish that twice.



#44 TYLER ZELLER (2008-12)

Washington, Ind.

Honored: First-team All-America, ACC Player of the Year

2012 Wooden All-America Team and ACC Player of the Year • First UNC senior to win ACC Player-of-the-Year honors since Phil Ford in 1978 • Joined Duke's Shane Battier (2001) as the only players to win ACC Player of the Year and Academic All-America of the Year in the same season • First Tar Heel to win Academic All-America of the Year and first to earn first-team Academic All-

America honors twice • Averaged 16.0 points as a junior/senior • Scored in double figures 77 times with a career-high 32 against LIU in the 2011 NCAA Tournament • Scored 30 or more points three times and 20 or more points 20 times • Played on the 2009 national championship team • Led UNC to 2011 and 2012 ACC regular-season titles (28-4 combined record) and consecutive appearances in the NCAA Elite Eight • Won the Skip Prosser Award in 2011 and 2012 as the ACC's top scholar-athlete in men's basketball • Four-time Academic All-ACC selection (second Tar Heel to receive that honor four times, joining Henrik Rödl, 1990-93) • First round pick in the 2012 NBA Draft • Played eight seasons in the NBA.




ALL-TIME ROSTER



NAME	YEARS PLAYED	HOMETOWN
Aitken, Stuart "Snooks"	1932-35	Charlotte, N.C.
Akins, Bill	1988-89	Fuquay-Varina, N.C.
Alexander, Tom	1929-32	Charlotte, N.C.
Allen, Bill	1944-45	Tulsa, Okla.
Altemose, Bob	1942-44	Stroudsburg, Pa.
Alvarez, Manny	1944-45	Clarksburg, W.Va.
Ambler, John	1921-22	Asheville, N.C.
Anderson, Don	1943-46	Ottawa, Ill.
Andrews, Preston	1913-16	Charlotte, N.C.
Anisko, Paul	1952-53	Elizabeth, N.J.
Anthony, Cole	2019-20	New York, N.Y.
Antolini, Ed	1940-42	Rutherford, N.J.
Asch, Roy	1939-40	Long Island, N.Y.
Austin, John	1970-71	Charlotte, N.C.

NAME	YEARS PLAYED	HOMETOWN
Bacot, Armando	2019-	Richmond, Va.
Baggett, Robert	1926-27	Lillington, N.C.
Bailey, Edgar "Junie"	1946-47	Memphis, Tenn.
Barber, Howard "Red"	1924-26	Raleigh, N.C.
Barber, Milton	1930-33	Raleigh, N.C.
Barlow, Jeb	1980-82	Fuquay-Varina, N.C.
Barnes, Harrison	2010-12	Ames, Iowa
Barnes, Octavus	1994-95	Wilson, N.C.
Bauer, Fred	1944-45	Palmyra, N.J.
Beach, Tom	1943-44	Mountain City, Tenn.
Beale, Earle	1930-31, 32-34	Wilmington, N.C.
Bell, Mickey	1972-75	Goldsboro, N.C.
Bennett, Benton	1948-50	Norwood, N.C.
Bennett, Bob	1963-66	Mt. Lebanon, Pa.
Berry II, Joel	2014-18	Apopka, Fla.
Bershak, Andy	1935-38	Clairton, Pa.
Berstick, Brian	1997-2002	Virginia Beach, Va.
Black, Jimmy	1978-82	The Bronx, N.Y.
Black, Kenny	1943-44	Norfolk, Va.
Black, Rechon "Leaky"	2018-23	Concord, N.C.
Blood, Ben	1933-35	Passaic, N.J.
Bohlender, Justin	2003-04	Winston-Salem, N.C.
Bolick, Daniel	2010-11	Carrboro, N.C.
Boone, Adam	2000-02	Minneapolis, Minn.
Boone, Pete	1936-38	Greensboro, N.C.
Bostick, Jim	1966-67	Atlanta, Ga.
Bowden, Hal	1952-53	Durham, N.C.
Bowers, Bruce	1962-63	Wellesley Hills, Mass.
Bowman, Dave	1937-40	Plainfield, N.J.
Box, Boyce	1943-44	Jonesboro, Texas
Braddock, Jim	1979-83	Chattanooga, Tenn.
Bradley, Dudley	1975-79	Edgewood, Md.
Bradley, Tony	2016-17	Bartow, Fla.
Brandt, George	1931-33	Washington, D.C.
Branson, Les	1938-40	Asheville, N.C.
Brennan, Pete	1955-58	Brooklyn, N.Y.
Britt, Nate	2013-17	Upper Marlboro, Md.
Brooker, Lofton	1929-32	Asheville, N.C.
Brooker, Michael	1997-2001	Sandersville, Ga.
Brooks, Garrison	2017-21	Lafayette, Ala.
Brown, Bill	1962-65	Charlotte, N.C.
Brown, Billy	1927-30	Greenville, N.C.
Brown, Joe	1966-69	Valdese, N.C.
Brown, Larry	1960-63	Long Beach, N.Y.
Brown, Lou	1958-61	Jersey City, N.J.
Brown, Sanford	1918-20, 21-22	Asheville, N.C.
Brownlee, John	1981-83	Fort Worth, Texas
Brust, Chris	1978-82	Babylon, N.Y.
Brust, Matt	1984-85	Babylon, N.Y.
Buckley, Bruce	1973-77	Bladensburg, Md.
Bucknall, Steve	1985-89	London, England
Budko, Pete	1977-81	Lutherville, Md.
Bullock, Reggie	2010-13	Kinston, N.C.
Bunting, Bill	1966-69	New Bern, N.C.
Burgess, Jason	1991-92	Charlotte, N.C.
Burke, Dewey	2005-07	Philadelphia, Pa.
Burns, Charlie	1961-63	Wadesboro, N.C.
Byerly, Guy	1940-42	Mount Airy, N.C.
Byrd, Tom	1943-44	



JIMMY BLACK
1978-82

NAME	YEARS PLAYED	HOMETOWN
Cadeau, Elliot	2023-	West Orange, N.J.
Calabria, Dante	1992-96	Beaver Falls, Pa.
Calhoun, Jesse "Ikie"	1925-27	Rocky Mount, N.C.
Callahan, Peppy	1960-63	Smithtown, N.Y.
Campbell, Greg	1965-66	Bayonne, N.J.
Campbell, Marc	2007-10	Raleigh, N.C.
Capel, Jason	1998-2002	Fayetteville, N.C.
Carmichael, Billy	1917-20, 21-22	Durham, N.C.
Carmichael, Cartwright	1920-24	Durham, N.C.
Carr, Albert	1937-38	Durham, N.C.
Carr, Watts	1937-39	Durham, N.C.
Carrington, George	1910-13	Durham, N.C.
Carson, Coy	1946-49	Asheville, N.C.
Carter, Jippy	1950-53	Charlotte, N.C.
Carter, Vince	1995-98	Daytona Beach, Fla.
Cathey, George	1926-29	Candler, N.C.
Cernugel, Tony	1937-38, 39-40	Steelton, Pa.
Chadwick, Dave	1968-71	Orlando, Fla.
Chamberlain, Bill	1969-72	New York, N.Y.
Chambers, Bill B.	1972-76	Greensboro, N.C.
Chambers, Bill L.	1969-72	Durham, N.C.
Chambers, Lenoir	1911-14	Charlotte, N.C.
Chandler, Stuart	1931-33	Durham, N.C.
Cherry, Scott	1989-93	Ballston Spa, N.Y.
Chilcutt, Pete	1987-91	Eutaw, Ala.
Choate, Page	1928-31	Salisbury, N.C.
Clark, Franklin "Rusty"	1966-69	Fayetteville, N.C.
Clarke, Buddy	1954-55	Louisville, Ky.
Cleland, Tom	1928-31	Bronx, N.Y.
Cobb, Jack	1923-26	Durham, N.C.
Cohen, Raymond	1930-31	Henderson, N.C.
Coker, Kanler	2015-17	Gainesville, Ga.
Cole, Mervin	1946-48	Manchester, Conn.
Coleman, Justin	2014-16	Raleigh, N.C.
Colescott, Dave	1976-80	Marion, Ind.
Coley, Woody	1974-77	Lumberton, N.C.
Collett, Noah	1931-32	Salisbury, N.C.
Conlon, Marty	1960-61	Bronx, N.Y.
Connor, Henry	1930-32	Wilson, N.C.
Cooke, Mike	1961-64	Mount Airy, N.C.
Cooner, Randy	1934-35	Asheville, N.C.
Cooper, Stewart	2010-12	Winston-Salem, N.C.
Copeland, Mike	2005-09	Winston-Salem, N.C.
Corson, Craig	1969-72	Contoocook, N.H.
Cota, Ed	1996-00	Brooklyn, N.Y.
Cowan, James "Zeke"	1915-16	Asheville, N.C.
Cox, John	1970-71	Sanford, N.C.
Craig, Tom	1928-29	Statesville, N.C.
Creticos, Soc	1943-44	Charleston, S.C.
Crompton, Geff	1973-74, 75-76, 77-78	Burlington, N.C.
Crotty, John	1957-60	Jersey City, N.J.
Crouch, Patrick	2010-12	Asheville, N.C.
Crouch, Walter	1929-30	High Point, N.C.
Cuneo, Frank	1937-40	New York, N.Y.
Cunningham, Billy	1962-65	Brooklyn, N.Y.
Cunningham, Bob	1955-58	Bronx, N.Y.
Curry, Ronald	1998-99, 2000-01	Hampton, Va.
Cuthbertson, Reynolds	1916-19	Charlotte, N.C.

ED DAVIS
2008-10



NAME	YEARS PLAYED	HOMETOWN
Dalton, Spenser	2014-16	Asheville, N.C.
Dameron, Emerson "Sandy"	1928-31	Clinton, N.C.
Daugherty, Brad	1982-86	Black Mountain, N.C.
Davis, Ed	2008-10	Richmond, Va.
Davis, Hubert	1988-92	Burke, Va.
Davis, Larry	1992-94	Denmark, S.C.
Davis, Luke	2012-15	Raleigh, N.C.
Davis, RJ	2020-	White Plains, N.Y.
Davis, Robert "Rusty"	1913-16	Wilmington, N.C.
Davis, Robert	1925-27	Wilmington, N.C.
Davis, Walter	1973-77	Pineville, N.C.
Daye, James	1984-86	Burlington, N.C.
Deasy, Howard	1948-52	Bronx, N.Y.
Dedmon, Lee	1968-71	Baltimore, Md.
DeLancy, Bill	1925-26	Reidsville, N.C.
Delany, Jim	1967-70	South Orange, N.J.
DeLorenzo, Vincent	1945-46	Bergenfield, N.J.
Denny, Jeff	1986-90	Rural Hall, N.C.
Devin, Billy	1923-26	Oxford, N.C.
Dewell, John	1943-44	Newton, Kan.
Dillon, John "Hook"	1944-48	Savannah, Ga.
Dilworth, Ben	1937-40	Bryn Mawr, Pa.
Dittmar, John	1951-52	Jacksonville, Fla.
Dodderer, Bill	1923-26, 27-28	Waynesville, N.C.
Doherty, Matt	1980-84	East Meadow, N.J.
Donnan, Dick	1942-44	Rutherford, N.J.
Donohue, Jim	1958-60, 61-62	Yonkers, N.Y.
Douglass, Jay	1919-20	Winston-Salem, N.C.
Doughton, Ged	1975-79	Winston-Salem, N.C.
Dowd, Carey	1913-14	Charlotte, N.C.
Dowd, James	1918-19	Charlotte, N.C.
Dowd, William	1943-44	Charlotte, N.C.
Drew II, Larry	2008-11	Encino, Calif.
Duls, Ferdinand	1910-11	Wilmington, N.C.
Dunn, D'Marco	2021-	Tucson, Ariz.
Dupont, David	2010-12	Greensboro, N.C.
Durham, Archie	1930-31	Bynum, N.C.
Earey, Mike	1969-70	Chapel Hill, N.C.
Eaton, George	1920-21	Hickory, N.C.
Edwards, Ben	1913-14	Greensboro, N.C.
Edwards, Paul	1929-32	Spray, N.C.
Egbuna, Toby	2015-16	Clemmons, N.C.
Eggleston, Don	1968-71	Charlotte, N.C.
Ellington, Bill	1950-51	High Point, N.C.
Ellington, Wayne	2006-09	Wynnewood, Pa.
Ellis, Caleb	2017-20	Apex, N.C.
Elston, Darrell	1971-74	Tipton, Ind.
Elstun, Doug	1987-88	Overland Park, Kan.
Erwin, Roy	1911-12	Bell Buckle, Tenn.
Erwin, Jesse	1919-21	Durham, N.C.
Evans, Emanuel	1926-27	Fayetteville, N.C.
Everett, Charlie	2004-05	Charlotte, N.C.
Everett, Jim	1999-2001	Charlotte, N.C.
Everett, Joe	2001-02	Charlotte, N.C.
Evtimov, Vasco	1996-97, 98-99	Sofia, Bulgaria
Exum, Cecil	1980-84	Dudley, N.C.
Farleigh, Stuart	1928-30	Chicago, Ill.
Farris, Duwe	2020-	Charlotte, N.C.
Fearrington, James	1917-18	Winston-Salem, N.C.

NAME	YEARS PLAYED	HOMETOWN
Feimster, Hank	1940-41	Scotts, N.C.
Feldman, Larry	1943-44	Brooklyn, N.Y.
Felton, Jalek	2017-18	West Columbia, S.C.
Felton, Raymond	2002-05	Latta, S.C.
Fenner, Julian	1927-28	Tarboro, N.C.
Ferraro, Hal	1948-51	Arcadia, Kan.
Fields, John	1945-46	Miami, Fla.
Fingleton, Neil	2001-02	Durham, England
Fisher, Michael	1945-46	
Fitch, Jack	1943-44, 46-47	Etna, Pa.
Fitzsimmons, Owen	1915-16	Charlotte, N.C.
Fleming, Charles	1913-14	Wilson, N.C.
Fletcher, Ralph	1965-68	Arlington, Va.
Fogler, Eddie	1967-70	Flushing, N.Y.
Ford, Phil	1974-78	Rocky Mount, N.C.
Forte, Joseph	1999-2001	Greenbelt, Md.
Foster, Brooks	2004-05	Boiling Springs, S.C.
Fox, Rick	1987-91	Nassau, The Bahamas
Francis, Jeremiah	2019-20	Reynoldsburg, Ohio
Frasor, Bobby	2005-09	Blue Island, Ill.
Frederick, Brad	1996-99	Lawrence, Kan.
Freedman, Ellis	1941-43	Harrisburg, Pa.
Frye, Jim	1965-68	Homewood, Ill.
Fuller, Walter	1914-15	Bradenton, Fla.
Gaines, Tom	1950-52	Jamesville, N.C.
Galantai, Bill	1962-64	Brooklyn, N.Y.
Gallagher, James	2009-10	Atlanta, Ga.
Garcia, Dawson	2021-22	Prior Lake, Minn.
Garvin, Dick	1944-45	Pocatello, Idaho
Gauntlett, Tom	1964-67	Dallas, Pa.
Gersten, Bobby	1939-42	Long Beach, N.Y.
Geth, Ed	1992-93, 94-96	Norfolk, Va.
Ginyard, Marcus	2005-10	Alexandria, Va.
Gipple, Dale	1968-71	Burlington, N.C.
Glace, Ivan "Jack"	1932-35	Harrisburg, Pa.
Glamack, George	1938-41	Johnstown, Pa.
Glancy, Gene	1952-54	Belleville, N.J.
Godwin, Marion	1949-50	Kenly, N.C.
Goodson, Robert	1913-14	Salisbury, N.C.
Goodwin, Frank	1954-55	Belleville, N.J.
Graham, Tom	1921-23	Charlotte, N.C.
Grandin, Elliot	1916-17	Tidioute, Pa.
Grant, Damion	2002-05	Kingston, Jamaica
Graves, Will	2007-10	Greensboro, N.C.
Green, Danny	2005-09	North Babylon, N.Y.
Green, Johnny	1929-30	Rockford, Ill.
Green, Winton	1921-24	Wilmington, N.C.
Greene, Hilliard	1954-56	Zebulon, N.C.
Greene, John	1988-90	Raleigh, N.C.
Gribble, Dickson	1965-66	Raleigh, N.C.
Griffith, Robert	1918-20	Charlotte, N.C.
Grimaldi, Vince	1950-53	Philadelphia, Pa.
Groll, Stan	1956-57	Brooklyn, N.Y.
Grubar, Dick	1966-69	Schenectady, N.Y.
Grubb, Foy	1935-38	Spencer, N.C.
Gurganus, Ransom	1927-28	Onslow, N.C.
Guyes, Leonard	1949-50	Greensboro, N.C.
Gwynn, John	1916-18	Eden, N.C.
Hackney, Bunn	1924-27	Durham, N.C.
Hackney, Rufus	1926-29	Durham, N.C.
Hairston, P.J.	2011-13	Greensboro, N.C.
Hale, Steve	1982-86	Jenks, Okla.
Hamilton, Jim	1946-47	Weir, Kansas
Hanby, Howard	1920-21	Wilmington, N.C.
Hanes, John	1910-11	Winston-Salem, N.C.
Hanners, Dave	1973-76	Columbus, Ohio
Hansbrough, Tyler	2005-09	Poplar Bluff, Mo.
Harnden, Chuck	1939-41	Narberth, Pa.
Harper, Lacy "Puny"	1927-30	Pittsboro, N.C.
Harpold, Wayne	1950-51	Chester, W. Va.
Harrell, Beemer	1916-17	Marshville, N.C.
Harris, Anthony	2019-22	Woodbridge, Va.
Harris, Kenny	1989-91	Petersburg, Va.
Harris, Bucky	1930-35	Raleigh, N.C.
Harrison, Ray	1972-74	Greensboro, N.C.
Harrison, Billy	1934-35	Enfield, N.C.
Harrison, William Jr.	1963-64	Durham, N.C.
Harry, Eric	1974-76	Durham, N.C.
Hartley, Dick	1942-43, 46-48	High Point, N.C.
Harvell, Billy	1924-26	Charlotte, N.C.
Hassell, Charles "Pud"	1963-65	Beaufort, N.C.
Hassell, Ray	1963-66	Beaufort, N.C.
Hatchell, Van	2010-11	Chapel Hill, N.C.

NAME	YEARS PLAYED	HOMETOWN
Hathaway, Bill	1956-57	Long Beach, N.Y.
Hayes, Bill	1930-31	High Point, N.C.
Hayes, Robert	1927-28	
Haywood, Brendan	1997-2001	Greensboro, N.C.
Hayworth, Jim	1942-43, 45-47	High Point, N.C.
Hayworth, Lewis	1941-44	High Point, N.C.
Henderson, Willis	1954-55	Charlotte, N.C.
Hendlin, Harry	1930-31	Bronx, N.Y.
Hendrick, Frank	1916-17	Charlotte, N.C.
Henry, David	1930-33	New Bern, N.C.
Hensley, Marty	1986-87, 88-89	Marion, N.C.
Henson, John	2009-12	Tampa, Fla.
Hicks, Isaiah	2013-17	Oxford, N.C.
High, Zayden	2023-	Rockwell, Texas
Hines, Wilmer	1930-33	Columbia, S.C.
Hirsch, Sid	1930-31	Brooklyn, N.Y.
Hite, Ray	1971-74	Hyattsville, Md.
Hodges, Luther	1916-19	Leaksville, N.C.
Hoffman, Brad	1972-75	Columbus, Ohio
Holden, Bill	1925-26	Wilmington, N.C.
Holding, Clem	1914-16	Raleigh, N.C.
Holland, Gehrman	1956-59	Beaufort, N.C.
Holland, Woody	1938-39	Greensboro, N.C.
Holley, Jesse	2003-05	Roselle, N.J.
Holmes, Jonathan	1999-2003	Bloomington, Ind.
Holmes, Terry	1948-49	Chapel Hill, N.C.
Homewood, Roy	1912-16	Burlington, N.C.
Hooker, C.J.	2003-05	Palmer, Alaska
Howard, Jimmy	1938-41	Norfolk, Va.
Howell, Harry	1924-25	Fayetteville, N.C.
Howell, Lee	1930-31	Gastonia, N.C.
Huband, Kim	1969-72	Wilmington, N.C.
Hubert, Desmond	2011-15	Cream Ridge, N.J.
Hudock, Jim	1959-62	Tunkhannock, Pa.
Huffman, Brandon	2017-20	Goldsboro, N.C.
Hughes, Lester "Red"	1945-46	Atlanta, Ga.
Hunter, Curtis	1982-83, 84-87	Durham, N.C.
Hussey, Jack	1942-43	High Point, N.C.
Hutchins, Jim	1934-35	Winston-Salem, N.C.
Hutchinson, Joel (Jenks)	1929-30	LaGrange, Ga.
Hyatt, Rodney	1986-88	Wadesboro, N.C.
Iannarella, Mike	1963-64	Sharon Hills, Pa.
Ingram, Harrison	2023-	Dallas, Texas
Jackson, Justin	2014-17	Tomball, Texas
James, Joel	2012-16	West Palm Beach, Fla.
James, Larry	1942-43	
Jamison, Antawn	1995-98	Charlotte, N.C.
Jamison, Roger	1971-72	Greensboro, N.C.
Jenkins, Joe	1987-88	Elizabeth City, N.C.
Johnson, Brice	2012-16	Orangeburg, S.C.
Johnson, Cameron	2017-19	Moon Township, Pa.
Johnson, Donovan "Puff"	2020-23	Moon Township, Pa.
Johnson, Earl	1963-64	Raleigh, N.C.
Johnson, John	1913-16	Lynchburg, Va.
Johnson, Troy	1923-24	Bessemer City, N.C.
Johnson, Will	1999-2003	Hickory, N.C.
Johnston, Donn	1970-73	Jamestown, N.Y.
Johnston, D.J.	2010-11	Lower Gwynedd, Pa.
Jones, Bobby	1971-74	Charlotte, N.C.
Jones, Dan	1931-33	Wilmington, N.C.
Jones, Harry	1960-62	Charlotte, N.C.
Jordan, Jim	1944-46	Chester, Pa.
Jordan, Michael	1981-84	Wilmington, N.C.
Kappler, Hugo	1948-51	Brooklyn, N.Y.
Karl, George	1970-73	Penn Hills, Pa.
Katz, Art	1961-64	Williston Park, N.Y.
Kaveny, Paul	1933-36	Montclair, N.J.
Kearns, Tommy	1955-58	Bergenfield, N.J.
Keeling, Christian	2019-20	Augusta, Ga.
Keesler, Ed	1914-15	Charlotte, N.C.
Kendall, F. Bloomfield	1930-31	Shelby, N.C.
Kendrick, Frank	1915-16	Charlotte, N.C.
Kenny, Eric	1978-81	Asheville, N.C.
Kepley, Dick	1957-59, 60-61	Roanoke, Va.
Kessler, Walker	2020-21	Newnan, Ga.
King, Clyde	1944-45	Goldsboro, N.C.
Kittrell, Tom	1919-20	Henderson, N.C.
Knox, Justin	2010-11	Tuscaloosa, Ala.
Kocornik, Dick	1953-54	West Orange, N.J.
Kohler, Norm	1946-48	New York, N.Y.
Koonce, Donald	1923-25	Wilmington, N.C.
Kornegay, Bob	1939-41	Mount Olive, N.C.



GEORGE KARL
1970-73

NAME	YEARS PLAYED	HOMETOWN
Kracisin, Steve	1976-77	Chicago Ridge, Ill.
Krause, Dieter	1960-63	Norfolk, Va.
Kuester, John	1973-77	Richmond, Va.
Kupchak, Mitch	1972-76	Brentwood, N.Y.
Laczkowski, Matt	1999-2000	Westminster, Md.
LaGarde, Tommy	1973-77	Detroit, Mich.
Landry, Pearce	1993-95	Greensboro, N.C.
Landry, Rob	2021-	Greensboro, N.C.
Lang, Kris	1998-2002	Gastonia, N.C.
Larese, York	1958-61	New York, N.Y.
Lawson, Ty	2006-09	Clinton, Md.
Lebed, Hank	1948-49	Fayetteville, N.C.
Lebo, Creighton	2020-	Greenville, N.C.
Lebo, Jeff	1985-89	Carlisle, Pa.
Lee, P.A.	1941-42	Dunn, N.C.
Leonard, Clyde	1930-31	East Spencer, N.C.
Lewis, Bobby	1964-67	Washington, D.C.
Lewis, Wray	1940-42	Fallston, N.C.
Lifson, Al	1951-55	Elizabeth, N.J.
Lipfert, Bailey	1917-21	Winston-Salem, N.C.
Likins, Paul	1951-55	Elkhart, Ind.
Lineberger, Henry	1921-24	Belmont, N.C.
Lineberger, Joe	1930-33	Belmont, N.C.
Little, Bryce	1916-17	Marshville, N.C.
Little, Crowell	1936-37	Asheville, N.C.
Little, Greg	2007-08	Durham, N.C.
Little, Nassir	2018-19	Orange Park, Fla.
Long, Albert	1952-55	Durham, N.C.
Long, Cyrus	1910-12, 13-14	Charlotte, N.C.
Long, Meb	1912-16	Charlotte, N.C.
Long, Morris	1932-34	Chicago, Ill.
Longest, Ed	1929-30, 31-32	Beaufort, N.C.
Loock, Bill	1940-41	New Rochelle, N.Y.
Lotz, Danny	1956-59	Northport, N.Y.
Lougee, Edgar	1942-43	Durham, N.C.
Loughran, George	1914-15	Asheville, N.C.
Love, Caleb	2020-23	St. Louis, Mo.
Lutz, Loren	1975-76	Alamosa, Colo.
Lynch, George	1989-93	Roanoke, Va.
Lynch, Peter	1916-19	Raleigh, N.C.
Lynn, Clyde	1994-96	Greensboro, N.C.
Ma, Kane	2017-18	Greensboro, N.C.
Madden, Kevin	1985-86, 87-90	Staunton, Va.
Maddie, Bud	1950-54	The Bronx, N.Y.
Mahler, Carl	1921-23	Wilmington, N.C.
Makonnen, Timo	1981-84	Lahti, Finland
Manek, Brady	2021-22	Harrah, Minn.
Manley, Sterling	2017-21	Reynoldsburg, Ohio
Manor, James	2012-14	Carrboro, N.C.
Manuel, Jackie	2001-05	West Palm Beach, Fla.
Markham, Bill	1930-33	Durham, N.C.
Markin, Walter	1944-45	St. Paul, Minn.
Marks, Dan	1941-43	Chapel Hill, N.C.
Marpert, Artie	1928-31	Yonkers, N.Y.
Marshall, Kendall	2010-12	Dumfries, Va.
Martin, Warren	1981-83, 84-86	Axton, Va.
Massey, Moulton	1915-16	Princeton, N.C.
Mathes, Albert	1937-40	Newark, N.J.
May, David	1987-89	Greensboro, N.C.
May, Sean	2002-05	Bloomington, Ind.
Maye, Beau	2022-23	Huntersville, N.C.
Maye, Luke	2015-19	Huntersville, N.C.

NAME	YEARS PLAYED	HOMETOWN
McAdoo, James Michael	2011-14	Norfolk, Va.
McAdoo, Robert	1971-72	Greensboro, N.C.
McAdoo, Ryan	2019-22	Boca Raton, Fla.
McCabe, Gerry	1952-56	Bronx, N.Y.
McCachren, Dave	1931-34	Charlotte, N.C.
McCachren, George "Toad"	1940-43	Charlotte, N.C.
McCachren, Jim	1933-36	Charlotte, N.C.
McCachren, William	1936-37, 38-39	Charlotte, N.C.
McCants, Rashad	2002-05	Asheville, N.C.
McComb, Ken	1960-61	White Plains, N.Y.
McDonald, Leslie	2009-14	Memphis, Tenn.
McDonald, Monk	1920-24	Charlotte, N.C.
McDonald, Sam	1922-25	Charlotte, N.C.
McDuffie, Lewis "Mac"	1916-17	Columbus, Ga.
McInnis, Jeff	1993-96	Charlotte, N.C.
McKinney, Horace "Bones"	1945-46	Durham, N.C.
McKoy, Justin	2021-23	Raleigh, N.C.
McKnight, Roy	1910-12	Chapel Hill, N.C.
McLamb, Phillip	2001-04	Charlotte, N.C.
McNairy, Charlie	1994-97	Kinston, N.C.
McSweeney, Bryan	1961-64	Hewlett, N.Y.
Meeks, Kennedy	2013-17	Charlotte, N.C.
Melendez, Orlando	1997-02	Juana Diaz, Puerto Rico
Mendler, Lew	1944-45	Charlotte, N.C.
Meroney, Dave "Red"	1936-37	Greensboro, N.C.
Miles, Hall	1945-47	Durham, N.C.
Miller, Bill	1947-48	Williamsburg, Ky.
Miller, Jonathan	2002-04	Burlington, N.C.
Miller, Larry	1965-68	Catasauqua, Pa.
Miller, Walker	2017-21	Greensboro, N.C.
Miller, Wes	2004-07	Charlotte, N.C.
Minor, William "Ike"	1931-33, 34-35	Charlotte, N.C.
Mirken, Mark	1964-67	Brooklyn, N.Y.
Mitchell, Norm	1947-49	Bloomington, Ind.
Mock, Bernie	1943-44	Booneville, N.C.
Moe, Doug	1958-61	Brooklyn, N.Y.
Moe, Donnie	1965-67	Brooklyn, N.Y.
Montross, Eric	1990-94	Indianapolis, Ind.
Moody, Patrick	2007-09	Asheville, N.C.
Moody, Wade	2012-14	Mount Airy, N.C.
Moore, James	1929-31	Wilmington, N.C.
Moore, Jim	1963-64, 65-66	Wilmington, N.C.
Morris, Cliff	1983-85	Durham, N.C.
Morris, John	1917-21	Roxboro, N.C.
Morris, Worth	1925-28	Charlotte, N.C.
Morrison, Brian	2000-02	Redmond, Wash.
Morrison, Ian	1964-65	St. Petersburg, Fla.
Mullis, Clyde "Pete"	1935-38	Charlotte, N.C.
Murray, Robert	1920-21	Burlington, N.C.
Myers, Bill	1931-32	Charlotte, N.C.
Nagy, Fritz	1942-43	Cuyahoga Falls, Ohio
Nalle, Brodie	1931-33	Charlotte, N.C.
Nance, Pete	2022-23	Akron, Ohio
Nathan, Marx	1945-46, 47-48	Chapel Hill, N.C.
Ndiaye, Makhtar	1996-98	Dakar, Senegal
Neal, David	1994-96	Raleigh, N.C.
Nearman, Sherman "Nemo"	1946-50	Charleston, W.Va.
Neiman, Abe	1921-23, 25-26	Charlotte, N.C.
Neiman, David	1928-30	Charlotte, N.C.
Nelson, Joe	1940-41	Daytona Beach, Fla.
Nelson, Melvin	1933-36	Yonkers, N.Y.
Newby, Terrence	1996-2000	Siler City, N.C.
Newcombe, Arthur "Artie"	1925-26	Brooklyn, N.Y.
Nickel, Tyler	2022-23	Harrisonburg, Va.
Noel, David	2002-06	Durham, N.C.
Norfolk, Ira	1944-46	Baltimore, Md.
Norwood, Michael	1985-87	Henderson, N.C.
Nyomicz, Dan	1946-49	Rahway, N.J.
O'Donnell, John	1971-74	New York, N.Y.
O'Han, Robbie	2019-20	Raleigh, N.C.
Okonkwo, James	2023-	Maidenhead, England
O'Koren, Mike	1976-80	Jersey City, N.J.
Okulaja, Ademola	1995-99	Berlin, Germany
Owens, Max	1997-2001	Macon, Ga.
Paige, Marcus	2012-16	Marion, Iowa
Paine, George	1940-43	Wynnewood, Pa.
Parker, John	1912-13	Bradenton, Fla.
Patterson, Fred	1915-16	Concord, N.C.
Patterson, Richard	1949-51	Pilot Mountain, N.C.
Paxton, Bob	1944-48	Spokane, Wash.
Penton, Dan	1922-24	Wilmington, N.C.
Pepper, Mike	1977-81	Vienna, Va.

NAME	YEARS PLAYED	HOMETOWN
Peppers, Julius	1999-2001	Bailey, N.C.
Perkins, Aubrey	1925-28	Greensboro, N.C.
Perkins, Sam	1980-84	Latham, N.Y.
Perry, Gales	1939-40	Chapel Hill, N.C.
Perry, Curtis "Sis"	1916-18, 21-22	Durham, N.C.
Pessar, Hank	1938-41	New York, N.Y.
Petree, Terrence	2009-10	Winston-Salem, N.C.
Peters, Pete	1946-47	Wilson, N.C.
Peterson, Buzz	1981-85	Asheville, N.C.
Phelps, Derrick	1990-94	Pleasantville, N.Y.
Phillips, Bob	1950-53	Chapel Hill, N.C.
Phipps, John	1931-32	Fries, Va.
Pierce, Justin	2019-20	Glen Ellyn, Ill.
Pinson, Theo	2014-18	Greensboro, N.C.
Platek, Andrew	2017-21	Guilfordland, N.Y.
Poole, Barney	1943-44	Gloster, Miss.
Poole, Jim	1943-44	Winston-Salem, N.C.
Poole, Jimmy	1922-25	Greensboro, N.C.
Poole, Grey	1957-60	Raleigh, N.C.
Popson, Dave	1983-87	Ashley, Pa.
Poteet, Yogi	1959-61, 62-63	Hendersonville, N.C.
Potts, Ramsey	1935-37	Memphis, Tenn.
Pou, James	1913-14	Raleigh, N.C.
Powell, Jack	1952-53	High Point, N.C.
Prevatte, Dick	1928-29	Fairmont, N.C.
Previs, Steve	1969-72	Bethel Park, Pa.
Price, Damien	2001-04	Greensboro, N.C.
Price, Henry "Red"	1926-29	Ellerbe, N.C.
Propst, Floyd	1951-52	Camp LeJeune, N.C.
Purser, Carr	1925-28	Charlotte, N.C.
Purser, John	1921-25	Charlotte, N.C.
Quigg, Joe	1955-57	Brooklyn, N.Y.
Race, George	1927-28, 29-30	Cincinnati, Ohio
Radovich, Tony	1952-57	Hoboken, N.J.
Ragan, Bill	1925-26	High Point, N.C.
Rainey, John	1935-36	Asheville, N.C.
Ramsey, Frank	1934-35	Danville, Va.
Ranson, Lucius	1912-13	Huntersville, N.C.
Ravenel, Sam	1917-18	Charleston, S.C.
Redding, Frank	1949-52	Asheboro, N.C.
Redmon, Herman	1912-13	Madison, N.C.
Reese, Brian	1990-94	Bronx, N.Y.
Reid, Garrison	1929-30	Winston-Salem, N.C.
Reid, J.R.	1986-89	Virginia Beach, Va.
Respass, Ray	1962-65	Pantego, N.C.
Rice, King	1987-91	Binghamton, N.Y.
Ritch, Marvin "Philly"	1910-11	Charlotte, N.C.
Robbins, Austin	1939-40	Rocky Mount, N.C.
Roberson, Foy	1937-40	Durham, N.C.
Robinson, Brandon	2016-20	Douglasville, Ga.
Robinson, Denzel	2012-14	Chapel Hill, N.C.
Robinson, Lynwood	1981-83	Mt. Olive, N.C.
Robinson, Will	2005-06	Chapel Hill, N.C.
Rödl, Henrik	1989-93	Heusenstamm, Germany
Rodman, Cam	1941-43, 46-47	Washington, N.C.
Rohلمان, Aaron	2016-18	Gastonia, N.C.
Ronner, Terry	1963-64	Wilmington, N.C.
Roper, Gary	1984-85	Andrews, N.C.
Rose, Bob	1939-42	Smithfield, N.C.
Rosemond, Ken	1955-57	Hillsborough, N.C.
Rosenbluth, Lennie	1954-57	Bronx, N.Y.
Rourke, Bill	1918-21	Shallotte, N.C.
Rozier, Clifford	1990-91	Bradenton, Fla.
Rush, Shea	2016-20	Fairway, Kan.
Ruth, Earl	1935-38	Charlotte, N.C.
Ryan, Cormac	2023-	New York, N.Y.
Ryan, Fred "Rip"	1946-49	Trenton, N.J.
Salvadori, Kevin	1990-94	Pittsburgh, Pa.
Salz, Harvey	1957-60	Brooklyn, N.Y.
Sanders, Byron	2002-06	Gulfport, Miss.
Satterfield, Henry	1927-29	Durham, N.C.
Sawyer, Holmes	1918-19	Asheville, N.C.
Scholbe, Roger	1945-48	Milwaukee, Wis.
Schwarz, Ernie	1950-53	Philadelphia, Pa.
Scott, Charlie	1967-70	New York, N.Y.
Scott, Melvin	2001-05	Baltimore, Md.
Scruggs, Boyce	1915-16	Rutherfordton, N.C.
Searcy, Roy	1955-58	Draper, N.C.
Seixas, Vic	1942-43, 46-47	Philadelphia, Pa.
Severin, Paul	1938-41	Tarentum, Pa.
Seymore, Sasha	2014-15	New Bern, N.C.
Shaffer, Charlie	1961-64	Chapel Hill, N.C.

NAME	YEARS PLAYED	HOMETOWN
Shaffer, Dean	1980-81	Durham, N.C.
Shaffer, Lee	1957-60	Pittsburgh, Pa.
Sharpe, Bill	1926-27	Wilson, N.C.
Sharpe, Day/Ron	2020-21	Greenville, N.C.
Shaver, Tony	1973-74	High Point, N.C.
Shaver, Will	2022-23	Birmingham, Ala.
Shepard, Carlyle	1915-17, 19-21	Wilmington, N.C.
Sher, Phil	1929-30	Durham, N.C.
Shook, Bud	1941-42	Tarboro, N.C.
Shores, Tommy	1953-54	Asheville, N.C.
Shytte, Ed	1940-42	Hendersonville, N.C.
Sides, Bob	1924-27	Greensboro, N.C.
Simmons, Jackson	2011-15	Webster, N.C.
Slater, John	1929-31	New Bern, N.C.
Smith, Bill	1951-52	Bethel, N.C.
Smith, James	1973-74	Lantana, Fla.
Smith, Julian	1939-42	Farmville, N.C.
Smith, Junius	1910-12	Charlotte, N.C.
Smith, Kenny	1983-87	Queens, N.Y.
Smith, K.J.	2017-21	Calabasas, Calif.
Smith, Larry	1991-92	Smithfield, N.C.
Smith, Mike	1964-66	North Salem, Ind.
Smith, Ranzino	1984-88	Chapel Hill, N.C.
Smith, Winslow	1927-29, 30-31	Charlotte, N.C.
Smithwick, Jim	1963-66	Morehead City, N.C.
Snyder, Roy	1940-41	Natrona Heights, Pa.
Sprague, Pete	1953-54	Haverford, Pa.
Spurlock, Harold	1944-46	Bucyrus, Ohio
Stackhouse, Jerry	1993-95	Kinston, N.C.
Stahl, Ed	1972-75	Columbus, Ohio
Stallard, Sam	1943-44	Gate City, Va.
Stanley, Ray	1957-60	Brooklyn, N.Y.
Stein, Lewis	1911-12	Wilmington, N.C.
Stephenson, Glen	1952-53	Erwin, N.C.
Stephenson, Travis	1991-93	Angier, N.C.
Stepheson, Alex	2006-08	Los Angeles, Calif.
Stevenson, Buster	1943-44, 45-46	Winston-Salem, N.C.
Stirnweiss, George "Snuffy"	1937-38	New York, N.Y.
Stoopack, Chester "Red"	1936-38	Brooklyn, N.Y.
Strickland, Dexter	2009-13	Rahway, N.J.
Styles, Dontrez	2021-23	Kinston, N.C.
Suggs, Reid	1940-42	Thomasville, N.C.
Sullivan, Pat	1990-93, 94-95	Bogota, N.J.
Sullivan, Ryan	1995-97	Bogota, N.J.
Sutton, Ed	1954-55	Cullowhee, N.C.
Swartzberg, Fred	1946-48	High Point, N.C.
Tandy, George "Yank"	1913-16	Jacksonville, Ill.
Tanner, J.B.	2007-09	Hendersonville, N.C.
Tanner, Frank	2012-13	Charlotte, N.C.
Taylor, Bill	1962-63	Cary, N.C.
Taylor, Cooper	1951-52, 53-54	Raleigh, N.C.
Teague, Ed	1943-44	Washington, D.C.
Tennent, Charles "Buzz"	1916-18	Asheville, N.C.
Tennent, George "Raby"	1913-17	Asheville, N.C.
Terrell, Simon	1948-50	Warrenton, N.C.
Terry, Reyshawn	2003-07	Winston-Salem, N.C.
Thomas, Gene	1946-47	
Thomas, Quentin	2004-08	Oakland, Calif.
Thompson, Clive	1944-45	Washington, D.C.
Thompson, Deon	2006-10	Torrance, Calif.
Thorne, Charlie	1948-51	Rocky Mount, N.C.
Thorne, Taylor	1942-43, 45-48	Rocky Mount, N.C.
Thornton, Thomas	2009-10	Greensboro, N.C.
Tillett, Bill	1910-13	Charlotte, N.C.
Tokoto, J.P.	2012-15	Menomonee Falls, Wis.
Trimble, Seth	2022-	Menomonee Falls, Wis.
Tsantes, John	1948-50	Wilmington, N.C.
Turk, Irving	1949-50	Brooklyn, N.Y.
Turner, Bill	1927-28	Winston-Salem, N.C.
Tuttle, Gerald	1966-69	London, Ky.
Tuttle, Richard	1968-71	London, Ky.
Tyndall, Webb	1995-97	Kinston, N.C.
Underwood, Emmett	1925-26	Fayetteville, N.C.
Valentine, Keith	1975-76	Richmond, Va.
Vanstory, Bill	1925-28	Fayetteville, N.C.
Vayda, Jerry	1952-56	Bayonne, N.J.
Vinroot, Richard	1961-63	Charlotte, N.C.
Virgil, John	1976-80	Elm City, N.C.
Voris, Bill	1944-45	Van Nuys, Calif.

NAME	YEARS PLAYED	HOMETOWN
Waddell, Charles	1972-74	Southern Pines, N.C.
Wagner, Edwin	1946-48	Hollis, N.Y.
Wakeley, Bill	1910-12	Orange, N.J.
Walker, Cliff	1953-54	Durham, N.C.
Wallace, Jack	1951-53	Elkins, W.Va.
Wallace, Rasheed	1993-95	Philadelphia, Pa.
Walsh, Donnie	1959-62	Riverdale, N.Y.
Walters, John	1930-31	
Walton, Kerwin	2020-22	Hopkins, Minn.
Ward, Dick	1954-55	Wilson, N.C.
Washington, Donald	1972-73	Washington, D.C.
Washington, Jalen	2022-	Gary, Ind.
Watkins, Jackson	2021-23	Richmond, Va.
Watkins, John	1926-27	Oxford, N.C.
Watson, Bill	1938-40	Narberth, Pa.
Watt, Lawrence	1924-25	Reidsville, N.C.
Watts, Justin	2008-12	Durham, N.C.
Wear, David	2009-10	Huntington Beach, Calif.
Wear, Travis	2009-10	Huntington Beach, Calif.
Weathers, Virgil	1931-34	Shelby, N.C.
Webb, Ricky	1967-69	Greenville, N.C.
Webster, Latch	1934-36	Leaksville, N.C.
Weinstein, Harvey	1946-48	New York, N.Y.
Wells, Darius	1948-51	Roseboro, N.C.
Wenstrom, Matt	1989-93	Katy, Texas
White, Bill	1948-51	Camp Hill, Pa.
White, Coby	2018-19	Goldsboro, N.C.
White, Jim	1941-43, 45-47	Kannapolis, N.C.
White, Kenny	1999-2000	Chattanooga, Tenn.
White, Stilman	2011-12, 2014-17	Wilmington, N.C.
Whitehead, Gra	1967-68	Scotland Neck, N.C.
Wideman, Frank	1942-44	Washington, D.C.
Wiel, Randy	1975-79	Curacao, N.A.
Wiley, John	1927-28	Durham, N.C.
Wilkins, Thomas	2005-06	Cary, N.C.
Williams, Donald	1991-95	Garner, N.C.
Williams, Jawad	2001-05	Cleveland, Ohio
Williams, Kenny	2015-19	Midlothian, Va.
Williams, Lloyd	1920-22	Charlotte, N.C.
Williams, Marvin	2004-05	Bremerton, Wash.
Williams, Scott Christopher	1986-90	Hacienda Heights, Calif.
Williams, Scott Carmichael	1997-99	Lawrence, Kan.
Williams, Shammond	1994-98	Greenville, S.C.
Wilson, Don	1941-42	Northbrook, Ill.
Wilson, Glenn	1925-26	Dallas, N.C.
Winstead, Skippy	1951-54	Roxboro, N.C.
Withers, Jae'Lyn	2023-	Charlotte, N.C.
Wojcik, Paxson	2023-	Charleston, S.C.
Wolf, Jeff	1976-80	Kohler, Wis.
Wolf, Joe	1983-87	Kohler, Wis.
Wood, Al	1977-81	Gray, Ga.
Wood, Billy	1942-43	Nashville, Tenn.
Wood, Surry	2005-08	Raleigh, N.C.
Woodall, Ches	1919-21	Charlotte, N.C.
Woods, Seventh	2016-19	Columbia, S.C.
Wooten, Jack	2007-09	Burlington, N.C.
Worley, Dick	1937-39	Asheville, N.C.
Worthy, James	1979-82	Gastonia, N.C.
Wright, Brandan	2006-07	Nashville, Tenn.
Wright, Hank	1935-37	Andrews, S.C.
Wright, T.B.	1921-22	Greensboro, N.C.
Wuycik, Dennis	1969-72	Ambridge, Pa.
Yokley, John	1963-66	Mount Airy, N.C.
Yonakor, Rich	1976-80	Euclid, Ohio
Young, Bob	1954-57	New York, N.Y.
Zaiser, Eugene	1932-33	New York, N.Y.
Zaliagiris, Tom	1974-78	Livonia, Mich.
Zeller, Tyler	2008-12	Washington, Ind.
Zwikker, Serge	1993-97	Maassluis, The Netherlands

The all-time roster is not a lettermen's list. It includes any player who appeared in at least one varsity game for UNC and newcomers on the 2023-24 roster.



STARTING LINEUPS (1957-2023)



YEAR	POINT GUARD	TWO GUARD	SMALL FORWARD	POWER FORWARD	POST
2022-23	RJ Davis	Caleb Love	Leaky Black	Pete Nance	Armando Bacot
2021-22	RJ Davis	Caleb Love	Leaky Black	Brady Manek	Armando Bacot
2020-21	Caleb Love	Kerwin Walton	Leaky Black	Garrison Brooks	Armando Bacot
2019-20	Cole Anthony	Brandon Robinson	Leaky Black	Garrison Brooks	Armando Bacot
2018-19	Coby White	Kenny Williams	Cameron Johnson	Luke Maye	Garrison Brooks
2017-18	Joel Berry II	Kenny Williams	Theo Pinson	Cameron Johnson/Luke Maye	Luke Maye/Garrison Brooks
2016-17	Joel Berry II	Kenny Williams/Theo Pinson	Justin Jackson	Isaiah Hicks	Kennedy Meeks
2015-16	Joel Berry II	Marcus Paige	Justin Jackson	Isaiah Hicks	Kennedy Meeks
2014-15	Marcus Paige	Justin Jackson	J.P. Tokoto	Brice Johnson	Kennedy Meeks
2013-14	Marcus Paige/ Nate Britt	Leslie McDonald/ Marcus Paige	J.P. Tokoto	James Michael McAdoo	Kennedy Meeks/ Joel James
2012-13	Marcus Paige	Dexter Strickland	Reggie Bullock/ P.J. Hairston	James Michael McAdoo/ Reggie Bullock	Desmond Hubert/ James Michael McAdoo
2011-12	Kendall Marshall	Reggie Bullock/ Dexter Strickland	Harrison Barnes	John Henson	Tyler Zeller
2010-11	Kendall Marshall/ Larry Drew II	Dexter Strickland	Harrison Barnes	John Henson	Tyler Zeller
2009-10	Larry Drew II	Marcus Ginyard	Will Graves	Deon Thompson	Ed Davis/John Henson
2008-09	Ty Lawson	Wayne Ellington	Danny Green	Deon Thompson	Tyler Hansbrough
2007-08	Ty Lawson	Wayne Ellington	Marcus Ginyard	Deon Thompson	Tyler Hansbrough
2006-07	Ty Lawson	Wayne Ellington	Marcus Ginyard	Brandon Wright	Tyler Hansbrough
2005-06	Bobby Frasor	Wes Miller/ Marcus Ginyard	Reyshawn Terry	David Noel	Tyler Hansbrough
2004-05	Raymond Felton	Jackie Manuel	Rashad McCants	Jawad Williams	Sean May
2003-04	Raymond Felton	Melvin Scott	Rashad McCants	Jawad Williams	Sean May
2002-03	Raymond Felton	Jackie Manuel	Rashad McCants	Jawad Williams	David Noel/Byron Sanders/ Sean May
2001-02	Adam Boone/ Melvin Scott	Jackie Manuel/	Jason Capel	Will Johnson/ Jawad Williams	Kris Lang
2000-01	Ronald Curry	Joseph Forte	Jason Capel	Kris Lang	Brendan Haywood
1999-00	Ed Cota	Joseph Forte	Jason Capel	Kris Lang	Brendan Haywood
1998-99	Ed Cota	Jason Capel/ Max Owens	Ademola Okulaja	Kris Lang	Brendan Haywood
1997-98	Ed Cota/ Shammond Williams	Shammond Williams/ Vince Carter	Vince Carter/ Ademola Okulaja	Ademola Okulaja/ Antawn Jamison/ Makhtar Ndiaye	Antawn Jamison/ Makhtar Ndiaye
1996-97	Shammond Williams	Vince Carter	Ademola Okulaja	Antawn Jamison	Serge Zwikker
1995-96	Jeff McInnis	Dante Calabria	Vince Carter/ Ademola Okulaja	Antawn Jamison	Serge Zwikker
1994-95	Jeff McInnis	Donald Williams	Dante Calabria	Jerry Stackhouse	Rasheed Wallace
1993-94	Derrick Phelps	Donald Williams/ Dante Calabria	Brian Reese	Kevin Salvadori/ Rasheed Wallace	Eric Montross
1992-93	Derrick Phelps	Henrik Rodl/ Donald Williams	Brian Reese	George Lynch	Eric Montross
1991-92	Derrick Phelps	Hubert Davis	Brian Reese/Henrik Rodl/ Pat Sullivan	George Lynch	Eric Montross
1990-91	King Rice	Hubert Davis	Rick Fox	George Lynch	Pete Chilcutt
1989-90	King Rice	Rick Fox	Kevin Madden	Pete Chilcutt	Scott Williams
1988-89	Jeff Lebo/ King Rice	Steve Bucknall	Kevin Madden	Rick Fox/ J.R. Reid	Scott Williams
1987-88	Jeff Lebo	Kevin Madden/ Ranzino Smith	Steve Bucknall	J.R. Reid	Scott Williams
1986-87	Kenny Smith	Jeff Lebo	Dave Popson	J.R. Reid	Joe Wolf
1985-86	Kenny Smith	Steve Hale/ Jeff Lebo	Joe Wolf/Steve Hale	Dave Popson/Joe Wolf	Brad Daugherty
1984-85	Kenny Smith	Steve Hale	Buzz Peterson/Joe Wolf	Joe Wolf/ Dave Popson	Brad Daugherty
1983-84	Kenny Smith/ Steve Hale	Michael Jordan	Matt Doherty	Sam Perkins	Brad Daugherty
1982-83	Jim Braddock	Michael Jordan/ Buzz Peterson	Matt Doherty/Michsel Jordan	Sam Perkins /Matt Doherty	Brad Daugherty/Sam Perkins
1981-82	Jimmy Black	Michael Jordan	Matt Doherty	James Worthy	Sam Perkins
1980-81	Jimmy Black	Mike Pepper	Al Wood	James Worthy	Pete Budko/Sam Perkins
1979-80	Dave Colescott	Al Wood/ John Virgil	Mike O'Koren/Al Wood	James Worthy/Mike O'Koren	Jeff Wolf
1978-79	Dave Colescott	Dudley Bradley	Al Wood	Mike O'Koren	Jeff Wolf/Pete Budko
1977-78	Phil Ford	Tom Zaliagiris	Al Wood	Mike O'Koren	Rich Yonakor/Jeff Wolf

STARTING LINEUPS (CONT.)

YEAR	POINT GUARD	TWO GUARD	SMALL FORWARD	POWER FORWARD	POST
1976-77	Phil Ford	John Kuester	Walter Davis	Mike O'Koren	Tommy LaGarde
1975-76	Phil Ford	John Kuester	Walter Davis	Tommy LaGarde	Mitch Kupchak
1974-75	Phil Ford	Brad Hoffman	Walter Davis	Tommy LaGarde	Mitch Kupchak
1973-74	Ray Harrison	Darrell Elston	John O'Donnell/ Walter Davis	Bobby Jones	Mitch Kupchak/ Ed Stahl
1972-73	George Karl	Darrell Elston	Donn Johnston	Bobby Jones	Ed Stahl
1971-72	George Karl	Steve Previs	Bobby Jones/ Bill Chamberlain	Dennis Wuycik	Robert McAdoo
1970-71	George Karl	Steve Previs	Bill Chamberlain	Dennis Wuycik	Lee Dedmon
1969-70	Eddie Fogler	Charlie Scott/Steve Previs	Bill Chamberlain/Charlie Scott	Dennis Wuycik	Lee Dedmon
1968-69	Eddie Fogler	Dick Grubar	Charlie Scott	Bill Bunting	Rusty Clark
1967-68	Dick Grubar	Charlie Scott	Larry Miller	Bill Bunting	Rusty Clark
1966-67	Dick Grubar	Bobby Lewis	Larry Miller	Bill Bunting	Rusty Clark
1965-66	John Yokley	Bobby Lewis	Larry Miller	Tom Gauntlett	Bob Bennett
1964-65	John Yokley/Bill Brown/ Ian Morrison	Bobby Lewis	Ray Respass	Tom Gauntlett	Billy Cunningham
1963-64	Mike Cooke	Charlie Shaffer	Ray Respass	Bob Bennett/ Bryan McSweeney	Billy Cunningham
1962-63	Larry Brown	Yogi Poteet	Charlie Shaffer	Ray Respass/ Bryan McSweeney	Billy Cunningham
1961-62	Larry Brown	Donnie Walsh	Jim Hudock	Jim Donohue	Bryan McSweeney
1960-61	Donnie Walsh	York Larese	Jim Hudock	Doug Moe	Dick Kepley
1959-60	Harvey Salz	York Larese	Lee Shaffer	Ray Stanley	Doug Moe/Hugh Donohue
1958-59	Harvey Salz	York Larese	Lee Shaffer	Doug Moe	Dick Kepley
1957-58	Tommy Kearns	Harvey Salz	Pete Brennan	Ray Stanley	Dick Kepley
1956-57	Tommy Kearns	Bob Cunningham	Pete Brennan	Lennie Rosenbluth	Joe Quigg
1955-56	Tony Radovich	Jerry Vayda	Pete Brennan	Lennie Rosenbluth	Joe Quigg
1954-55	Tony Radovich	Al Lifson	Jerry Vayda	Lennie Rosenbluth	Bob Young
1953-54	Skippy Winstead	Al Lifson	Jerry Vayda	Bud Maddie	Paul Likins
1952-53	Vince Grimaldi	Al Lifson	Jerry Vayda	Jack Wallace	Bud Maddie
1951-52	Vince Grimaldi	Al Lifson	Howard Deasy (G)	Jack Wallace	Paul Likins
1950-51	Vince Grimaldi	Howard Deasy	Dick Patterson	Hugo Kappler	Bud Maddie
1949-50	Charlie Thorne	Howard Deasy	John Tsantes	Hugo Kappler	Nemo Nearman
1948-49	Rip Ryan	Dan Nyimicz	Coy Carson	Hugo Kappler	Nemo Nearman
1947-48	Norm Kohler	Mervin Cole	Bob Paxton	Bill Miller	Nemo Nearman
1946-47	Norm Kohler	Jim White	Jim Hamilton	Bob Paxton	Nemo Nearman
1945-46	Jim White	Jim Jordan	Bob Paxton	Hook Dillon	Bones McKinney
1944-45	Don Anderson	Dick Garvin	Jim Jordan	Hook Dillon	Bob Paxton
1943-44	Buster Stevenson	Jack Fitch	Bernie Mock	Boyce Box	John Dewell
1942-43	Ellis Freedman	Lewis Hayworth	Dick Hartley	Fritz Nagy	Jim White
1941-42	Bobby Gersten	Reid Suggs	George Paine	Julian Smith	Bob Rose
1940-41	Bobby Gersten	Jimmy Howard	Paul Severin	Bob Rose	George Glamack
1939-40	Al Mathes	Jimmy Howard	Paul Severin	Ben Dilworth	George Glamack
1938-39	Les Branson	Jimmy Howard	Paul Severin	Bill McCachren	George Glamack
1937-38	Foy Grubb	Earl Ruth	Pete Mullis	Andy Bershak	Ben Dilworth
1936-37	Ramsey Potts	Earl Ruth	Pete Mullis	Andy Bershak	Dave Meroney
1935-36	Jim McCachren	Earl Ruth	Melvin Nelson	Andy Bershak	Latch Webster
1934-35	Jim McCachren	Bucky Harris	Stuart Aitken	Melvin Nelson	Jason Glace
1933-34	Jim McCachren	Dave McCachren	Stuart Aitken	Virgil Weathers	Jason Glace
1932-33	Dave McCachren	Stuart Aitken	Virgil Weathers	Wilmer Hines	George Brandt
1931-32	Dave McCachren	Tom Alexander	Virgil Weathers	Wilmer Hines	Paul Edwards
1930-31	Tom Alexander	Artie Marpet	Jimmy Moore	Paul Edwards	Sandy Dameron
1929-30	Billy Brown	Artie Marpet	Dave Neiman	Sandy Dameron	Puny Harper
1928-29	Billy Brown	Artie Marpet	Rufus Hackney	Henry Satterfield	Puny Harper
1927-28	Pinky Morris	Bill Dodderer	Rufus Hackney	Bill Vanstory	Carr Purser
1926-27	Bunn Hackney	Worth Morris	Rufus Hackney	Bill Vanstory	Red Price
1925-26	Bunn Hackney	Billy Devin	Jack Cobb	Bill Dodderer	Artie Newcombe
1924-25	Billy Devin	John Purser	Sam McDonald (G)	Jack Cobb	Bill Dodderer
1923-24	Monk McDonald	Winton Green	Jack Cobb	Cart Carmichael	Bill Dodderer
1922-23	Monk McDonald	Carl Mahler	Sam McDonald	Winton Green	Cart Carmichael
1921-22	Monk McDonald	Billy Carmichael	Winton Green	Sis Perry	Cart Carmichael
1920-21	Monk McDonald	Howard Hanby	Carlyle Shepard	Cart Carmichael	Bailey Lipfert
1919-20	John Morris	Jay Douglass	Carlyle Shepard	Billy Carmichael	Bailey Lipfert
1918-19	John Morris	Rennie Cuthberton	Peter Lynch	Billy Carmichael	Bailey Lipfert
1917-18	Charles Tennent	Rennie Cuthberton	Peter Lynch	Billy Carmichael	Bailey Lipfert
1916-17	Charles Tennent	George Tennent	Carlyle Shepard	Lewis McDuffie	Elliott Grandin
1915-16	Preston Andrews	George Tennent	John Johnson	Meb Long	George Tandy
1914-15	Preston Andrews	Raby Tennent	John Johnson	Meb Long	George Tandy
1913-14	Lenoir Chambers	Raby Tennent	Carey Dowd	Meb Long	George Tandy
1912-13	Herman Redmon	Lenoir Chambers	Will Tillett	Meb Long	George Carrington
1911-12	Roy Erwin	Lenoir Chambers	Will Tillett	Junius Smith	George Carrington
1910-11	Cyrus Long	John Hanes	Will Tillett	Junius Smith	Marvin Ritch

Notes

This list comprises the most often-used starting lineups, in some cases a lineup where a player replaced an injured starter for a significant period of time or where a player (i.e. Rasheed Wallace in 1993-94) became a starter late in the season and started in the post-season.

In 1997-98, Carolina rotated six players in the starting lineup throughout the season.

Starters from 1911-56 researched and compiled by Ron Smith.



JERSEY NUMBERS



0

Jesse Holley, Joel James, Nate Britt, Seventh Woods, Anthony Harris, Seth Trimble

00

Eric Montross[^], Brendan Haywood[^]

1

Melvin Scott, Marcus Ginyard, Dexter Strickland, Theo Pinson, Leaky Black, **Zayden High**

2

Raymond Felton[^], Wayne Ellington, Marc Campbell, Leslie McDonald, Joel Berry II[^], Coby White, Cole Anthony, Caleb Love, **Elliot Cadeau**

3

John Rainey, Jimmy Howard, Soc Creitcos, Don Wilson, Herbert Porter, Clive Thompson, Taylor Thorne, Charlie Thorne, Irving Turk, Jeff Denny, Pat Sullivan, Shammond Williams, Vasco Evtimov, Brian Morrison, Reyshawn Terry, Daniel Bolick, Wade Moody, Kennedy Meeks, Andrew Platek, Dontrez Styles, **Cormac Ryan**

4

Jim McCachren, Foy Grubb, Pete Mullis, Bill Watson, Wray Lewis, Dan Marks, Lewis Hayworth, Vic Seixas, Buster Stevenson, Bob Paxton, Bill White, Charlie Thorne, Lynwood Robinson, James Daye, Kenny Harris, Larry Davis, David Neal, Makhtar Ndiaye, Scott Williams, Brooks Foster, Bobby Frasier, Luke Davis, Isaiah Hicks, Brandon Robinson, **RJ Davis**

5

Stuart Aiken, Crowell Little, Foy Roberson, Julian Smith, Ed Antolini, Lew Hayworth, George Paine, Don Anderson, Ira Norfolk, Larry James, Vic Seixas, Dan Nyimicz, Marion Godwin, Richard Patterson, Henrik Rödl, Jeff McInnis, Ed Cota, Jackie Manuel, Ty Lawson[^], Dexter Strickland, Kendall Marshall, Marcus Paige, Tony Bradley, Jalek Felton, Nassir Little, **Armando Bacot**

6

Earle Beale, Pete Mullis, Foy Grubb, Julian Smith, Ed Shytle, Dick Hartley, Walter Markin, Marx Nathan, Buster Stevenson, Hal Ferraro

7

Dave McCachren, Jim McCachren, Earl Ruth, Bobby Gersten, Edgar Lougee, P.A. Lee, Jim White, Don Anderson, Mervin Cole, Simon Terrell, **Seth Trimble**

8

Ike Manor, Earl Ruth, Bill McCachren, Bob Rose, Barney Poole, Jim Jordan[^], Jim Hamilton, Rip Ryan, Richard Patterson, **Paxson Wojcik**

9

Bucky Harris, Hank Wright, Dick Worley, Chuck Harnden, Ellis Freedman, Jim Hayworth, Lew Hayworth, Fred Bauer, Norm Mitchell

10 (retired)

Paul Kaveny, Chester Stoopack, George Paine, Bobby Gersten, Cam Rodman, Clyde King, Roger Scholbe, Darius Wells, Lennie Rosenbluth*

11

Morrie Long, Georje Stirnweiss, Paul Severin, Lewis Hayworth, Dick Garvin, Jim White, Harvey Weinstein, John Tsantes, Richard Patterson, Wayne Harpold, Charles Ellenwood, Ken Rosemond, John Crotty, Larry Brown[^], Ray Hassell, Gerald Tuttle, John Austin, Tony Shaver, Keith Valentine, Mike Pepper, Rodney Hyatt, Scott Cherry, Michael Brooker, Quentin Thomas, Larry Drew II, Stilman White, Brice Johnson, Shea Rush, Day'Ron Sharpe, D'Marco Dunn

12 (retired)

Melvin Nelson, Ramsey Potts, Al Mathes, George McCachren, Vincent DiLorenzo, Coy Carson, Hal Ferraro, Al Lifson, Lee Shaffer[^], Harry Jones, Ray Respass, Jim Frye, Richard Tuttle, Ray Hite, Phil Ford*

13

Virgil Weathers, Frank Cuneo, Ed Shytle, Ellis Freedman, Bernie Mock, John Dillon[^], Benton Bennett, Bill White, Vince Grimaldi, Ian Morrison, Dick Grubar, Steve Previs, Brad Hoffman, Ademola Okulaja, Neil Fingleton, Will Graves, Van Hatchell, J.P. Tokoto, Kanler Coker, Cameron Johnson, Jeremiah Francis, Walker Kessler, Dawson Garcia, **Jalen Washington**

14

Ben Blood, Ramsey Potts, Woody Holland, Guy Byerly, George Paine, Hugo Kappler, Simon Terrell, Skippy Winstead, Dave Hanners, Derek McAllister, Jeff Lebo, Derrick Phelps, Ryan Sullivan, Jonathan Holmes, Danny Green, Terrence Petree, Desmond Hubert, Brandon Robinson, Kane Ma, Puff Johnson, **Creighton Lebo**

15


Frank Ramsey, Andy Bershak, Hank Feimster, Reid Suggs, Bob Altemose, Boyce Box, Bill Voris, Jack Fitch, Bones McKinney, Hank Lebed, Hugo Kappler, Bill Smith, Vince Grimaldi, Willis Henderson, John Kuester, Brian Ellerby, Courtney Dupree, Jason Burgess, Shammond Williams, Vince Carter[^], Kenny White, Damien Price, Charlie Everett, Dewey Burke, J.B. Tanner, Leslie McDonald, Stewart Cooper, P.J. Hairston, Garrison Brooks, Rob Landry

16

Jason Glace, Tony Cernugle, Les Branson, Bob Rose, Reid Suggs, Ed Shytle, Dan Marks, Michael Fisher, Norman Kohler

17

Latch Webster, Watts Carr, Dick Donnan, Joe Nelson, Don Wilson, Reid Suggs, Fritz Nagy, Manny Alvarez, Ed Wagner, Miles Hall, Irving Turk, Bill White



18

Dave "Red" Meroney, Ben Dilworth, Bob Rose, Jim White, Jack Fitch, Nemo Nearman, Norman Kohler, Bill Wood, Harold Spurlock

19

Pete Boone, Hank Pessar, Cam Rodman, John Dewell, Norman Kohler, Bob Shuford, Bill Allen, Marx Nathan, Fred Swartzberg

20 (retired)

George Glamack*, Dan Marks, Frank Wideman, Lester Hughes, Dan Nyimicz, Hal Ferraro, Frank Redding, Ike Neeley, Cooper Taylor, Paul Anisko, Gene Glancy, Bob Young, Wallace Graham, Donnie Walsh, Peppy Callahan, John Yokley, Eddie Fogler, Bill Chambers, Ray Harrison, David Colescott, Cliff Morris, Steve Bucknall

21

Dave Bowman, Bill Locke, Wray Lewis, John Fields, Rip Ryan, Bill Miller, Howard Deasy, Jerry Vayda, Al Lifson, Mitch Kupchak[^], Jimmy Black, Michael Norwood, King Rice, Donald Williams[^], Terrence Newby, Jawad Williams, Deon Thompson, Jackson Simmons, Seventh Woods, Sterling Manley, Will Shaver

22

Junie Bailey, Terry Holmes, Leonard Guyes, Benton Bennett, Paul Likins, Edward Sutton, Roy Searcy, York Larese[^], Mike Cooke, Bobby Lewis[^], Jim Delany, George Karl, Dudley Bradley, Buzz Peterson, Kevin Madden, Pearce Landry, Webb Tyndall, Scott Williams, Ronald Curry, Justin Bohlander, Wes Miller, Wayne Ellington[^], David Dupont, Frank Tanner, Isaiah Hicks, Walker Miller, Justin McKoy, **Rob Landry**

23 (retired)

Albert Carr, John Tsantes, Bud Maddie, Skippy Winstead, Buddy Clarke, Jimmy Guill, Ged Doughton, Michael Jordan*

24

Bob Altomose, Ernie Schwarz, Walter Davis[^], Jim Braddock, Joe Wolf, Doug Elstun, Dante Calabria, Max Owens, Jesse Holley, Marvin Williams, Surry Wood, Justin Watts, Sasha Seymore, Kenny Williams, Kerwin Walker, Tyler Nickel, **Jae'Lyn Withers**

25

Jippy Carter, Albert Long, James Smith, Donnie Smith, Randy Wiel, Steve Hale, Jason Capel, Damion Grant, Justin Knox, J.P. Tokoto, Justin Coleman, Aaron Rohlman, Caleb Ellis, Creighton Lebo

30

Darius Wells, Jack Wallace, Cliff Walker, Bill Hathaway, Ray Stanley, Dieter Krause, Jim Moore, Mike Iannarella, Greg Campbell, Al Armour, Dale Gipple, John O'Donnell, Woody Coley, Al Wood[^], Kenny Smith[^], Rasheed Wallace[^], Phillip McLamb, Will Robinson, Jack Wooten, Thomas Thornton, Patrick Crouch, James Manor, Stilman White, K.J. Smith, Jackson Watkins

31

Charlie Thorne, Tom Gaines, Al Lifson, Gerry McCabe, Gehrman Holland, Ken McComb, Bruce Bowers, Charlie Burns, Bill Taylor, Bob Bennett, Bill Bunting, Bill Chamberlain[^], Mickey Bell, Loren Lutz, Mike O'Koren[^], Matthew Brust, David May, Brian Reese, Adam Boone, Jonathan Miller, Thomas Wilkins, John Henson, Justin Coleman

32

Leonard Guyes, Frank Redding, Bob Phillips, Gerry McCabe, Bob Cunningham, Lou Brown, Peppy Callahan, Billy Cunningham[^], Mark Mirken, Dave Chadwick, Darrell Elston, Tom Zaliagiris, Eric Kenny, John Brownlee, Pete Chilcutt, Orlando Melendez, Rashad McCants[^], Alex Stepheson, Ed Davis, D.J. Johnston, Luke Maye, Justin Pierce, Pete Nance, **James Okonkwo**

33 (retired)

Nemo Nearman, Bob Phillips, Jack Powell, Gerry McCabe, Danny Lotz, Jim Hudock, Bill Brown, Charlie Scott[^], Roger Jamison, Dean Shaffer, Ranzino Smith, Kevin Salvadori, Antawn Jamison*

34

Frank Redding, Bill Ellington, Frank Goodwin, John Dittmar, Paul Anisko, Dick Kepley, Richard Vinroot, Bruce Bowers, Charles Hassell, Terry Ronner, Pud Hassell, Jim Moore, Jim Bostick, Don Eggleston, Bobby Jones[^], Pete Budko, J.R. Reid[^], George Lynch[^], Charlie McNairy, David Noel, Brandon Wright, David Wear, Stewart Cooper, Denzel Robinson, Toby Egbuna, Robbie O'Han, **Duwe Farris**

35

Cooper Taylor, Pete Brennan[^], Doug Moe[^], Charlie Burns, Bill Galantai, Ralph Fletcher, Lee Dedmon, Robert McAdoo[^], Charles Waddell, Dave Popson, Joe Jenkins, Travis Stephenson, Brad Frederick, Jim Everett, C.J. Hooker, Patrick Moody, James Gallagher, Reggie Bullock, Ryan McAdoo

40

Dick Kocornik, Tommy Kearns[^], Yogi Poteet, Bill Harrison, Earl Johnson, Donnie Moe, Ricky Webb, Bill Chambers, Donn Johnston, Bruce Buckley, Gary Roper, Hubert Davis, Ed Geth, Joseph Forte[^], Mike Copeland, Harrison Barnes[^], **Beau Maye**

41

Paul Likins, Joe Quigg, Jim Donohue, Terry Ronner, Jim Smithwick, Joe Brown, Mike Earey, John Cox, Geff Crompton, Sam Perkins[^], Byron Sanders

42

Hal Bowden, Bud Maddie, Walter Green, Hilliard Green, Harvey Salz, Marty Conlon, Charlie Shaffer, Tom Gauntlett, Gra Whitehead, Kim Huband, Bill Chambers, Jeff Wolf, Brad Daugherty[^], Scott Williams, Jerry Stackhouse[^], Kris Lang, Sean May[^], Joel James, Brandon Huffman

43

Jerry Vayda, Stan Groll, Grey Poole, Art Katz, Mike Smith, Dickson Gribble, Rusty Clark, Craig Corson, Ed Stahl, John Virgil, Jeb Barlow, Curtis Hunter, Larry Smith, Matt Laczkowski, Joe Everett, Travis Wear, James Michael McAdoo, Spenser Dalton

44

Tony Radovich, Mike Steppe, Bryan McSweeney, Mark Mirken, Larry Miller[^], Dennis Wuycik[^], Donald Washington, Eric Harry, Matt Doherty, Rick Fox, Clyde Lynn, Will Johnson, Tyler Zeller[^], Justin Jackson[^]

45

Grey Poole, Tommy LaGarde[^], Chris Brust, Marty Hensley, Clifford Rozier, Serge Zwikker, Julius Peppers, Jesse Holley, Stilman White, Brady Manek

50 (retired)

Rich Yonakor, Cecil Exum, Bill Akins, Octavus Barnes, Brian Bersticker, Tyler Hansbrough*

51

Timo Makkonen

52 (retired)

James Worthy*

54

Steve Krafcsin, Warren Martin, John Greene, Vasco Evtimov

55

Matt Wenstrom, Wade Moody, Christian Keeling, **Harrison Ingram**

* player for whom the number is retired

[^] player for whom the number is honored

RETIRED NUMBERS

10 – Lennie Rosenbluth
12 – Phil Ford
20 – George Glamack
23 – Michael Jordan
33 – Antawn Jamison
50 – Tyler Hansbrough
52 – James Worthy

**FIRST-GAME STARTERS
(since 1972-73)**

The following Carolina players started their first game as freshmen:

Name	Season
Phil Ford	1974-75
Mike O'Koren	1976-77
James Worthy	1979-80
Michael Jordan	1981-82
Kenny Smith	1983-84
J.R. Reid	1986-87
Pete Chilcutt	1987-88
Rick Fox	1987-88
Vince Carter	1995-96
Antawn Jamison	1995-96
Ed Cota	1996-97
Brendan Haywood	1997-98
Jason Capel	1998-99
Kris Lang	1998-99
Joseph Forte	1999-00
Adam Boone	2000-01
Jawad Williams	2001-02
Raymond Felton	2002-03
Sean May	2002-03
Rashad McCants	2002-03
Quentin Thomas	2004-05
Bobby Frasar	2005-06
Marcus Ginyard	2005-06
Tyler Hansbrough	2005-06
Wayne Ellington	2006-07
Brandan Wright	2006-07
Tyler Zeller	2008-09
Harrison Barnes	2010-11
Marcus Paige	2012-13
Nate Britt	2013-14
Justin Jackson	2014-15
Theo Pinson	2014-15
Garrison Brooks	2017-18
Jalek Felton	2017-18
Coby White	2018-19
Cole Anthony	2019-20
Armando Bacot	2019-20
RJ Davis	2020-21
Caleb Love	2020-21

FOUR-YEAR STARTERS

Name	Seasons
Meb Long	1912-16
Bailey Lipfert	1917-21
Cart Carmichael	1920-24
Monk McDonald	1920-24
Bill Dodderer	1923-26, 1927-28
Nemo Nearman	1946-50
Walter Davis	1973-77
Phil Ford	1974-78
Mike O'Koren	1976-80
Sam Perkins	1980-84
Brad Daugherty	1982-86
Kenny Smith	1983-87
Jeff Lebo	1985-89
Ademola Okulaja	1995-99
Jason Capel	1998-2002
Kris Lang	1998-2002
Tyler Hansbrough	2005-09
Marcus Paige	2012-16
Kennedy Meeks	2013-17
Garrison Brooks	2017-21
Armando Bacot	2018-



BIRTHDAYS



JANUARY

Name	Year
1 Max Owens	1978
Willis Henderson	1934
Bones McKinney	1919
4 James Michael McAdoo	1993
Jim Bostick	1947
6 James Manor	1992
7 Justin McKoy	2001
8 Tony Bradley	1998
Jesse Holley	1984
John "Hook" Dillon	1924
11 Chris Brust	1960
Eric Henry	1956
Mike Cooke	1942
12 Jackson Simmons	1993
13 Nate Britt	1994
Justin Knox	1989
Nat Cartmell	1883
14 Mark Mirken	1945
17 Tyler Zeller	1990
18 Damion Grant	1982
Julius Peppers	1980
19 Jason Capel	1980
22 Joel James	1994
Lennie Rosenbluth	1933
24 Van Hatchell	1989
26 Vince Carter	1977
27 Joe Jenkins	1966
28 Wes Miller	1983
Cliff Morris	1963
Tony Shaver	1954
29 Ed Stahl	1953
Jim Moore Jr.	1945
31 Dick Worley	1916

FEBRUARY

3 Melvin Scott	1982
Steve Hale	1964
John Virgil	1958
4 Leslie McDonald	1991
Pete Budko	1960
5 Kennedy MEEKS	1995
Michael Norwood	1965
6 John Kuester	1955
7 Mike O'Koren	1958
9 Phil Ford	1956
Steve Previs	1950
10 Tommy LaGarde	1955
Billy Chambers	1950
11 Nassir Little	2000
13 Ged Doughton	1957
14 Orlando Melendez	1979
16 Coby White	2000
17 Michael Jordan	1963
18 Scott Cherry	1971
Charles Waddell	1953
19 Jawad Williams	1983
21 Jalen Washington	2004
23 Tom Zaliagiris	1956
24 Donald Williams	1973
25 Matt Doherty	1962
Ray Respass	1943
27 David Noel	1984
James Worthy	1961
28 D'Marco Dunn	2003
Quentin Thomas	1986
Bob Bennett	1944
Dean Smith	1931

MARCH

1 Donnie Walsh	1941
3 Cameron Johnson	1996
Eric Hoops	1981
Jim Delany	1948
4 Henrik Rödl	1969
Pud Hassell	1943
5 Larry Drew II	1990
6 Armando Bacot	2000
Brad Hoffman	1953
Vince Grimaldi	1935
7 Luke Maye	1997
Don Eggleston	1949
8 Kenny Smith	1965
14 Dave Hanners	1954
Donnie Moe	1945
Jim Hudock	1940
Harry Jones	1939
16 Reggie Bullock	1991
Ed Sutton	1935
17 Steve Bucknall	1966
Bruce Buckley	1955
Dale Gripple	1949
19 Dudley Bradley	1957
20 Denzel Robinson	1991
Matt Laczkowski	1978
James Daye	1964
Bobby Lewis	1945
21 Scott Christopher Williams	1968
Craig Corson	1949
23 Joseph Forte	1981
25 Mike Copeland	1986
Ray Harrison	1953
26 Zayden High	2004
27 Larry Smith	1972
28 Justin Jackson	1995
Earl Johnson	1943
29 Jackie Manuel	1983
Donn Johnston	1951
Dennis Wuycik	1950
Danny Lotz	1937
31 Jonathan Holmes	1980
J.R. Reid	1968

APRIL

1 Joel Berry II	1995
Jerod Haase	1974
Warren Martin	1963
2 Brandon Huffman	1998
Randy Wiel	1951
4 Sean May	1984
Larry Miller	1946
5 Shammond Williams	1975
7 Reyshawn Terry	1984
Jim Everett	1979
8 Andrew Platek	1998
9 Luke Davis	1991
Brooks Foster	1986
10 Will Robinson	1984
12 Doug Wojcik	1964
14 Bryan McSweeney	1942
Richard Vinroot	1941
15 Scott Carmichael Williams	1977
21 Randy Wiel	1951
22 Bob Cunningham	1936
23 Rusty Clark	1947
27 Donald Washington	1952
28 Serge Zwikker	1973
30 Ryan McAdoo	1999
Kanler Coker	1993

MAY

1 Jalek Felton	1998
Patrick Crouch	1990
2 J.B. Tanner	1987
6 Jim Hayworth	1923
8 Marcus Ginyard	1987
10 Charles Burns	1940
12 Lynwood Robinson	1963
George Karl	1951
15 Cole Anthony	2000
Will Graves	1988
17 Hubert Davis	1970
Dave Popson	1964
Buzz Peterson	1963
18 Dick Kocornik	1932
19 Ed Cota	1976
22 David May	1967
24 Mitch Kupchak	1954
25 Kim Hubbard	1950
26 Jeremiah Francis	2000
Jim Jordan	1925
28 Ronald Curry	1979
Bruce Bowers	1941
30 Harrison Barnes	1992
Vasco Evtimov	1977
31 Caleb Ellis	1997

JUNE

1 Christian Keeling	1998
Jim Braddock	1961
Bill Brown	1943
2 Jack Wooten	1987
Al Wood	1958
3 Loren Lutz	1957
Billy Cunningham	1943
5 Ed Davis	1989
Ray Hite	1952
6 Aaron Rohlman	1996
Harvey Salz	1937
7 George Glamack	1919
10 John Greene	1968
Marty Hensley	1967
11 Beau Maye	2001
Stewart Cooper	1989
Dickson Gribble	1946
Ray Hassell	1944
12 Antawn Jamison	1976
David Neal	1976
Eddie Fogler	1948
14 Rechon "Leaky" Black	1999
Brian Bersticker	1979
Sam Perkins	1961
Jim Frye	1946
16 Gra Whitehead	1948
18 Marty Hensley	1967
19 Marvin Williams	1986
21 Nemo Nearman	1926
22 Danny Green	1987
25 Timo Makkonen	1961
26 Dontrez Styles	2002
K.J. Smith	1996
Raymond Felton	1984
27 Brice Johnson	1994
28 Steve Krafscis	1958
Frank Goodwin	1934
29 Garrison Brooks	1999
30 Eric Kenny	1959

JULY

1	Justin Watts	1990
2	Brian Reese	1971
4	Geff Crompton	1955
6	Anthony Harris	2000
	Justin Pierce	1998
	Dean Shaffer	1961
7	C.J. Hooker	1983
9	David Chadwick	1949
10	Ademola Okulaja	1975
14	Webb Tyndall	1975
15	Desmond Hubert	1992
16	Marc Campbell	1986
	John Brownlee	1963
18	York Larese	1938
19	Cooper Taylor	1931
21	Phillip McLamb	1987
23	Damien Price	1982
24	Isaiah Hicks	1994
	Rick Fox	1969
	Thomas Thornton	1987
	Keith Valentine	1957
25	Brian Morrison	1982
26	Walker Kessler	2001
	Dick Grubar	1947
27	Stilman White	1992
	Bill Guthridge	1937
	Kenny Harris	1971
31	Derrick Phelps	1972

AUGUST

1	Ranzino Smith	1966
	Woody Coley	1955
	Roy Williams	1950
3	Jason Burgess	1970
	Buddy Clark	1935
4	Rob Landry	2000
6	Ian Morrison	1945
	Mike Smith	1939
7	Seventh Woods	1998
	Alex Stepheson	1987
	Cecil Exum	1962
	Greg Campbell	1946
8	Paxson Wojcik	2000
9	Seth Trimble	2004
12	Ed Geth	1974
15	Darrell Elston	1952
	Bill Harrison	1943
16	Walker Miller	1997
	Adam Boone	1981
	Dave Colescott	1957
19	Kendall Marshall	1991
26	Bill Bunting	1947
	Bobby Gersten	1920
30	Fred Quartlebaum	1967

SEPTEMBER

1	Duwe Farris	2000
2	Mike Pepper	1958
	Yogi Poteet	1940
3	George Lynch	1970
	Kevin Madden	1966
	Jeff Wolf	1958
4	Elliot Cadeau	2004
	Brady Manek	1998
5	Tyler Nickel	2003
6	Wade Moody	1991
8	Creighton Lebo	2001
	Byron Sanders	1983
9	Jeb Barlow	1960
	Mike Pepper	1958
	Walter Davis	1954
10	Curtis Hunter	1963
11	Justin Coleman	1994
	Marcus Paige	1993

SEPTEMBER (cont.)

12	Bill Galantai	1941
13	Ralph Fletcher	1946
14	Pete Chilcutt	1968
	Lee Dedmon	1948
	Larry Brown	1940
15	J.P. Tokoto	1993
16	Deon Thompson	1988
	Dick Hartley	1922
17	Will Shaver	2003
	Rasheed Wallace	1974
20	Dawson Garcia	2001
21	David Wear	1990
	Travis Wear	1990
	Ryan Sullivan	1976
	Ron Gauntlett	1945
	Doug Moe	1938
22	Frank Tanner	1990
23	Clyde Lynn	1974
	Eric Montross	1971
	Pete Brennan	1936
24	Bob MacKinnon	1960
25	Rashad McCants	1984
	Bob McAdoo	1951
	Bob Young	1935
26	Gerald Tuttle	1946
27	Caleb Love	2001
	Jim Smithwick	1944

OCTOBER

1	James Okonkwo	2003
	Dexter Strickland	1990
2	Terrence Petree	1987
3	Justin Bohlander	1984
	Charlie McNairy	1974
	Rich Yonakor	1958
5	Brandon Wright	1987
	Jeff Lebo	1966
6	Larry Davis	1973
	Tommy Kearns	1936
8	Doug Elstun	1968
	Mickey Bell	1953
9	Bill B. Chambers	1953
10	Richard Tuttle	1948
11	Donovan "Puff" Johnson	2000
14	Dieter Krause	1940
18	Jonathan Miller	1981
	Will Johnson	1980
19	Brad Daugherty	1965
	Charlie Thorne	1927
20	Kerwin Walton	2001
21	RJ Davis	2001
22	Jeff McLinnis	1974
25	DJ Johnston	1988
	Art Katz	1942
26	Cormac Ryan	1998
27	Pearce Landry	1972
28	Jackson Watkins	2000
	Michael Brooker	1977
29	Patrick Moody	1986
	Thomas Wilkins	1983
	Steve Robinson	1957
30	Ben Carnevale	1915
31	Bobby Frasor	1986
	Clifford Rozier	1972
	Joe Brown	1946

NOVEMBER

1	Octavus Barnes	1974
2	Spenser Dalton	1993
	Surry Wood	1984
3	Ty Lawson	1987
	Tyler Hansbrough	1985
4	Matt Wenstrom	1970
5	Theo Pinson	1995
	Jerry Stackhouse	1974
6	Day'Ron Sharpe	2001
8	Dante Calabria	1973
	Frank McGuire	1914
9	Bill McCahren	1915
13	Albert Long	1931
14	Sasha Seymore	1992
16	James Gallagher	1987
	Peppy Callahan	1939
18	Kenny Williams	1996
19	Brad Frederick	1976
20	Jimmy Black	1960
21	Terrence Newby	1977
	C.B. McGrath	1975
25	Dewey Burke	1983
	Travis Stephenson	1969
27	Harrison Ingram	2002
	Brendan Haywood	1979
29	Wayne Ellington	1987

DECEMBER

2	Bill Akins	1967
	Matt Brust	1965
6	Brandon Robinson	1997
12	Kris Lang	1979
	Makhtar Ndiaye	1973
14	King Rice	1968
15	Pat Sullivan	1971
	Charlie Scott	1948
	Dick Donnan	1923
16	David Dupont	1989
	Bill Chamberlain	1949
17	Jeff Denny	1967
	Joe Wolf	1964
	Dick Patterson	1929
18	Sterling Manley	1998
	Neil Fingleton	1980
	Bobby Jones	1951
20	Jae'Lyn Withers	2000
21	Charles Shaffer	1941
22	Shea Rush	1997
	Rodney Hyatt	1967
24	P.J. Hairston	1992
	Gary Roper	1962
26	Rickie Webb	1947
27	John O'Donnell	1951
28	John Henson	1990
30	Kevin Salvadori	1970

*This is not a complete list.
Please submit corrections or additions
to stevekirschner@unc.edu.*



ALL-TIME SCORES



1910-11

Record: 7-4 (H: 6-1, A: 1-3)

Coach: Nat Cartmell

J27	Virginia Christian (Lynchburg)	H	W	42-21
F1	Durham YMCA	H	W	60-18
F3	Wake Forest	H	W	31-28
F8	Davidson	H	W	27-25
F15	Charlotte YMCA	H	W	42-28
F18	Wake Forest	A	L	16-38
F21	Tennessee	H	W	40-21
F24	Virginia	H	L	15-18
F27	Virginia Christian (Lynchburg)	A	L	31-33
F28	Woodberry Forest (Orange, Va.)	A	W	23-11
M1	Virginia	A	L	16-24

1911-12

Record: 4-5 (H: 3-4, A: 0-1, N: 1-0)

Coach: Nat Cartmell

J5	Durham YMCA	H	L	18-29
J9	Elon	H	W	36-5
J12	William & Mary	H	W	35-21
J31	Guilford	H	L	20-35
F2	Virginia Christian (Lynchburg)	H	W	43-17
F12	Durham YMCA	A	L	18-26
F15	Virginia Tech	H	L	28-37
F19	Durham YMCA	H	L	28-29
F26	Wake Forest	RAL	W	18-15

1912-13

Record: 4-7 (H: 4-2, A: 0-4, N: 0-1)

Coach: Nat Cartmell

J25	Durham YMCA	H	L	22-23
F3	Davidson	H	W	42-8
F5	Elon	H	W	41-11
F7	Emory & Henry	H	L	17-20
F10	Virginia	RAL	L	19-30
F15	Wake Forest	A	L (OT)	21-22
F22	NC A&M (NC State)	A	L	18-26
F25	Virginia Tech	H	W	29-9
F28	Guilford	A	L	21-44
M1	Elon	A	L	19-23
M4	Wake Forest	H	W	19-15

1913-14

Record: 10-8 (H: 3-1, A: 6-5, N: 1-2)

Coach: Nat Cartmell

D13	Elon	H	L	15-21
D16	Durham YMCA	H	W	37-24
D29	Charlotte YMCA	A	W	43-32
D30	Charlotte YMCA	A	W	53-29
J14	Durham YMCA	A	L	37-42
J30	Guilford	A	W (OT)	23-22
J31	Elon	A	W	29-16
F6	Wake Forest	H	W	28-24
F9	Virginia	RAL	L	27-67
F14	Wake Forest	A	L	30-39
F16	Durham YMCA	RAL	W	44-28
F19	Guilford	H	W	38-13
F24	Wake Forest	RAL	L	29-32
F27	Woodberry Forest	A	W	25-21
F28	VMI	A	L	29-37
M2	Staunton Military Academy	A	W	41-10
M3	Lynchburg YMCA	A	L	34-42
M4	Virginia	A	L	23-56

1914-15

Record: 6-10 (H: 3-1, A: 2-7, N: 1-2)

Coach: Charles Doak

D12	Durham YMCA	H	L	14-22
D16	Durham YMCA	A	L	25-44
D19	Durham YMCA	H	W	25-24
J11	Elon	H	W	15-9
J16	Wake Forest	RAL	L	23-26
F2	Wake Forest	H	W	32-20
F8	Virginia	RAL	L (OT)	29-30

F11	Wake Forest	A	L	25-30
F13	Guilford	RAL	W	45-27
F15	Roanoke (Salem, Va.)	A	W	18-17
F16	Washington & Lee	A	L	22-29
F17	VMI	A	L	24-28
F18	Virginia	A	L	26-43
F19	Staunton Military Academy	A	W	28-16
F20	Lynchburg YMCA	A	L	20-63
F27	Elon	A	L	15-19

1915-16

Record: 12-6 (H: 5-1, A: 6-3, N: 1-2)

Coach: Charles Doak

D15	Durham YMCA	H	L	16-26
D17	Durham YMCA	A	W	18-14
J10	Elon	H	W	31-10
J13	Statesville YMCA	H	W	51-14
J15	Wake Forest	RAL	L	22-27
F3	Maryville	H	W	39-24
F7	Virginia	RICH	L	24-30
F8	Virginia Tech	ROA	L	27-44
F9	Roanoke	A	L	13-45
F10	Randolph-Macon (Bedford, Va.)	A	W	47-18
F11	Washington & Lee	A	L	18-25
F12	VMI	A	W (OT)	25-23
F16	Davidson	H	W	20-14
F19	Elon	A	W	19-15
F24	Guilford	A	W	51-21
F25	Davidson	STV	W	31-21
F26	Statesville YMCA	A	W	34-30
M2	Guilford	H	W	40-26

1916-17

Record: 5-4 (H: 4-1, A: 0-3, N: 1-0)

Coach: Howell Peacock

J30	Durham YMCA	H	W	49-30
F2	Davidson	H	L	31-36
F13	Virginia Tech	H	W	31-23
F22	VMI	H	W	33-22
F24	Virginia	LYN	W	35-24
F26	Washington & Lee	A	L	23-40
F27	VMI	A	L	34-47
F28	Virginia Tech	ROA	L	22-30
M3	Guilford	H	W	55-28

1917-18

Record: 9-3 (H: 7-0, A: 2-2, N: 0-1)

Coach: Howell Peacock

D11	Durham YMCA	H	W	66-13
D15	Durham YMCA	A	W	44-24
J31	Emory & Henry	H	W	63-21
F1	Georgia	H	W	36-27
F11	Elon	H	W	29-25
F15	Elon	A	L	21-28
F16	Guilford	A	W	28-24
F18	Lynchburg Athletic Club	A	L	23-38
F19	Virginia	LYN	L	35-45
F22	Guilford	H	W	31-19
F28	Davidson	H	W	28-22
M7	South Carolina	H	W	58-21

1918-19

Record: 9-7 (H: 3-2, A: 6-3, N: 0-2)

Coach: None

J23	Durham YMCA	H	L	22-40
J28	Guilford	H	W	47-23
F7	Durham YMCA	H	L	21-25
F8	Wake Forest	H	W	30-17
F11	Elon	H	W	44-12
F14	Guilford	A	W	56-23
F15	Virginia	A	L	29-40
F17	Washington & Lee	A	W	31-27
F18	VMI	A	W	42-28
F19	Virginia Tech	A	L	14-37
F20	Virginia Tech	ROA	L	22-28
F27	Virginia	RAL	L	21-31

F28	Charlotte YMCA	A	W	51-46
M1	Davidson	A	W	40-12
M3	Camp Jackson (Columbia, S.C.)	A	W	37-30
M15	NC A&E (NC State)	A	L	29-39

1919-20

Record: 8-9 (H: 5-1, A: 3-7, N: 0-1)

Coach: Fred Boye

D10	Durham YMCA	H	W	40-30
D13	Leaksville YMCA	H	W	35-22
J10	Durham YMCA	A	L (OT)	30-34
J15	Guilford	A	W	50-23
J16	Davidson	A	L	20-31
J17	Charlotte YMCA	A	L	32-40
J21	Durham YMCA	H	W	28-27
J24	Trinity (Duke)	A	W	36-25
J29	Davidson	H	W	23-22
F7	Virginia	A	L	25-40
F9	Georgetown	A	L	27-36
F10	Catholic	A	W	32-28
F11	Navy	A	L	24-37
F27	Virginia	RAL	L	31-37
M1	Trinity (Duke)	H	L	18-19
M3	NC State	H	W	41-12
M6	NC State	A	L	21-32

1920-21

Record: 12-8 (H: 7-0, A: 4-8, N: 1-0)

Coach: Fred Boye

D8	Durham YMCA	A	W	22-16
J14	South Carolina	H	W	34-15
J19	Elon	H	W	37-12
J26	Trinity (Duke)	A	L	22-25
F1	Virginia	A	W	28-26
F2	Washington & Lee	A	W	29-25
F3	VMI	A	L	23-38
F4	Georgetown	A	L	22-38
F5	Army	A	L	26-34
F7	Rutgers	A	L	20-25
F8	Yale	A	L	30-32
F9	Navy	A	L	24-50
F10	Lynchburg Elks	A	W	33-15
F14	Durham YMCA	H	W	44-25
F18	Davidson	H	W	37-20
F19	NC State	H	W	62-10
F23	Trinity (Duke)	H	W	41-19
F26	Virginia	H	W	43-12
M2	NC State	A	L	31-32
M5	Trinity (Duke)	RAL	W	55-18

1921-22

Record: 15-6 (H: 6-1, A: 4-4, N: 5-1)

Southern Conference 3-3 Tied 7th Place, SoCon Tournament Champion

Coach: Fred Boye

D12	Durham YMCA	A	L	18-41
J12	South Carolina	H	W	44-28
J14	Durham YMCA	H	L	25-46
J19	Wake Forest	A	W	41-27
J31	NC State	A	W	30-17
F2	Wofford	H	W	54-26
F4	Trinity (Duke)	H	W	38-22
F6	NC State	H	W	49-19
F11	Elon	H	W	59-24
F14	Wake Forest	H	W	32-28
F17	VMI	A	W	31-26
F18	Washington & Lee	A	L	25-38
F20	Virginia	A	L (OT)	29-31
F21	Army	A	L	22-52

Southern Conference Tournament

F24	Howard (Samford)	ATL	W	35-22
F25	Newberry	ATL	W	32-27
F27	Georgia	ATL	W	33-25
F28	Alabama	ATL	W	20-11
M1	Mercer	ATL	W	40-26
M2	Washington & Lee	RAL	L	36-39
M7	Trinity (Duke)	A	W	29-23

1922-23**Record:** 15-1 (H: 7-0, A: 7-0, N: 1-1)

Southern Conference 5-0, Regular-Season Champion

Coach: Fred Boye

D16	Durham YMCA	A	W	31-28
J9	Durham YMCA	H	W	50-21
J19	Wake Forest	H	W	38-26
J23	Mercer	H	W	33-22
J30	VMI	A	W	26-20
J31	Washington & Lee	A	W	24-21
F1	Lynchburg	A	W	50-31
F3	Trinity (Duke)	A	W	20-19
F5	Wake Forest	A	W	25-23
F9	Florida	H	W	59-14
F17	Trinity (Duke)	H	W	36-22
F19	NC State	H	W	39-9
F21	NC State	A	W	45-26
F24	Virginia	H	W	39-16

Southern Conference Tournament

F27	Mississippi College	ATL	W	28-21
F28	Mississippi	ATL	L	32-34

1923-24**Record:** 26-0 (H: 10-0, A: 12-0, N: 4-0)

Southern Conference 7-0, Tournament Champion,

Helms National Champion

Coach: Norman Shepard

D15	Durham Elks	A	W	33-20
D30	Charlotte YMCA	A	W	31-29
J8	Mercer	H	W	35-23
J15	Guilford	H	W	50-22
J19	Davidson	CHAR	W	37-27
J22	Durham Elks	H	W	49-23
J23	Elon	H	W	60-13
J26	Wake Forest	A	W	32-16
J31	Trinity (Duke)	H	W	31-20
F2	VMI	A	W	40-25
F4	Catholic	A	W	35-22
F5	Maryland	A	W	26-20
F7	Lynchburg	A	W	38-26
F8	Washington & Lee	A	W	19-16
F9	Virginia	A	W	33-20
F14	South Carolina	H	W	53-19
F16	William & Mary	H	W	54-16
F18	NC State	H	W	44-9
F19	Trinity (Duke)	A	W	23-20
F21	Wake Forest	H	W	33-12
F23	NC State	A	W	41-24
F27	Washington & Lee	H	W	26-17

Southern Conference Tournament

F29	Kentucky	ATL	W	41-20
M1	Vanderbilt	ATL	W	37-20
M3	Mississippi A&M (State)	ATL	W	33-23
M4	Alabama	ATL	W	26-18

*% first game in the Indoor Athletic Court (Tin Can)***1924-25****Record:** 20-5 (H: 8-2, A: 7-3, N: 5-0)

Southern Conference 6-2, Tournament Champion

Coach: Monk McDonald

J8	Durham Elks	A	W	46-27
J13	Durham Elks	H	W	51-12
J16	Guilford	H	W	37-10
J17	Davidson	H	W	44-13
J20	Lynchburg	H	W	26-12
J22	Wake Forest	A	W	22-18
J24	Duke	A	W	25-21
J31	Maryland	A	W	21-16
F2	Harvard	A	L	22-23
F3	Crescent AC (Brooklyn)	A	L	24-32
F4	Navy	A	L	20-39
F5	VMI	A	W	31-19
F6	Washington & Lee	A	W	31-15
F10	NC State	A	W	27-17
F12	South Carolina	H	L	27-28
F14	Duke	H	W	34-18
F17	Wake Forest	H	W	43-24
F19	NC State	H	W	29-10
F21	Virginia	H	W	26-15
F25	Washington & Lee	H	L	22-29

1925 Southern Conference Tournament

F26	Virginia Tech	ATL	W	42-13
F27	LSU	ATL	W	35-21
F28	Georgia Tech	ATL	W	34-26
M2	Georgia	ATL	W	40-19
M3	Tulane	ATL	W	36-28

1925-26**Record:** 20-5 (H: 10-0, A: 6-5, N: 4-0)

Southern Conference 6-2, 4th, Tournament Champion

Coach: Harlan Sanborn

J9	Durham YMCA	A	W	42-35
J12	Durham YMCA	H	W	41-19
J14	Wofford	H	W	41-23
J15	Clemson	H	W	50-20
J16	Guilford	H	W	44-20
J20	Wake Forest	A	L	28-29
J23	Duke	H	W	38-22
J27	Elon	H	W	40-25
F2	NC State	H	W	31-21
F4	Virginia	A	W	47-16
F5	Catholic	A	W	32-25
F6	Navy	A	L (2 OT)	30-31
F8	Harvard	A	L (OT)	37-40
F9	Maryland	A	L	22-23
F10	VMI	A	W	39-22
F11	Washington & Lee	A	W	43-26
F13	Florida	H	W	42-6
F16	Wake Forest	H	W	32-22
F18	NC State	A	L	8-17
F20	Duke	A	W	44-21
F23	Davidson	H	W	53-18

Southern Conference Tournament

F26	Clemson	ATL	W	52-21
F27	Virginia	ATL	W	25-23
M1	Mississippi	ATL	W	38-23
M2	Mississippi A&M (State)	ATL	W	38-23

1926-27**Record:** 17-7 (H: 7-3, A: 7-3, N: 3-1)

Southern Conference 7-2, 8th Place

Coach: James Ashmore

D29	Greensboro YMCA	A	W	35-21
D30	Salisbury YMCA	A	L	28-29
D31	Charlotte YMCA	A	W	36-15
J6	Durham YMCA	H	W	37-16
J12	Durham YMCA	A	W	46-22
J15	Hampden-Sydney	H	W	64-5
J19	Georgia	H	W	33-27
J24	Charlotte Monograms	H	L	29-31
J27	Wake Forest	H	L	23-30
J29	NC State	H	W	40-20
J31	Duke	A	W	40-33
F3	Virginia Tech	H	W	36-22
F4	Virginia	H	W	42-13
F5	VMI	A	W	33-14
F7	Maryland	A	L	23-28
F8	Maryland	A	W	32-23
F9	Navy	A	L	26-31
F12	NC State	A	W	19-13
F15	Wake Forest	RAL	W	32-26
F19	Maryland	H	L	19-23
F22	Duke	H	W	37-21

Southern Conference Tournament

F25	Tennessee	ATL	W	32-17
F26	Auburn	ATL	W	28-15
F28	Georgia	ATL	L	20-23

1927-28**Record:** 17-2 (H: 10-0, A: 6-1, N: 1-1)

Southern Conference 7-1, Tied 3rd Place

Coach: James Ashmore

D3	Durham YMCA	H	W	40-5
D10	Salisbury YMCA	H	W	45-12
D27	Charlotte Monograms	A	W	33-30
D29	Tulane	A	W	23-21
D30	Tulane	A	L	19-20
D31	Tulane	A	W	38-8
J6	Charlotte Monograms	H	W	42-31
J13	Guilford	H	W	42-24
J20	Georgia	H	W	35-29
J21	Wake Forest	RAL	W	38-22
J23	Virginia	H	W	37-21

J27	Greensboro Night Hawks	H	W	43-21
F1	NC State	A	W	31-21
F4	Duke	H	W	27-14
F6	Virginia	A	W	26-22
F11	Duke	A	W	32-23
F17	NC State	H	W	31-21
F20	Wake Forest	H	W	29-16

Southern Conference Tournament

F24	LSU	ATL	L	38-44
-----	-----	-----	---	-------

1928-29**Record:** 17-8 (H: 7-1, A: 8-6, N: 2-1)

Southern Conference 12-2, 2nd Place

Coach: James Ashmore

J1	Butler	A	L	20-43
J2	Ohio State	A	L	30-43
J3	Louisville	A	L	19-27
J4	Kentucky	A	W	26-15
J5	Tennessee	A	W	28-26
J12	Davidson	CHAR	W	34-21
J17	South Carolina	H	L	25-28
J19	Wake Forest	RAL	W	42-19
J22	NC State	H	W	41-32
J24	Georgia	A	W	31-29
J25	Atlanta Athletic Club	A	L	18-34
J26	South Carolina	A	W	45-33
J29	Virginia	H	W	29-20
J31	Virginia Tech	H	W	33-27
F2	Duke	A	L	20-36
F7	Virginia	A	W	40-25
F8	Maryland	A	W	28-22
F9	Princeton	A	L (OT)	19-20
F11	Wake Forest	H	W	34-11
F13	NC State	A	W	35-34
F16	Duke	H	W	27-24
F22	Davidson	H	W	45-7
F23	VMI	H	W	32-19

Southern Conference Tournament

M1	Mississippi A&M (State)	ATL	W	43-18
M2	Duke	ATL	L	17-34

1929-30**Record:** 14-11 (H: 8-6, A: 5-3, N: 1-2)

Southern Conference 4-7, 16th Place

Coach: James Ashmore

D11	Raleigh YMCA	H	L	29-42
D12	Greensboro YMCA	H	W	41-10
D13	Durham YMCA	H	W	28-27
D16	High Point YMCA	H	W	28-12
J10	Greensboro YMCA	A	W	88-25
J11	Davidson	CHAR	L	20-22
J14	Guilford	H	W	49-24
J16	Washington & Lee	H	L	17-27
J21	Charlotte Monograms	H	W	23-19
J25	Wake Forest	RAL	W	49-18
J28	NC State	A	W	27-25
F1	Duke	H	L	14-35
F5	Virginia Tech	A	W	30-21
F6	Washington & Lee	A	L	24-39
F7	Virginia	A	W	40-37
F8	Maryland	A	L	26-34
F11	NC State	H	L	26-28
F12	Loyola, Chicago	H	L	25-26
F15	Duke	A	L	36-37
F18	Wake Forest	H	W	37-15
F19	Maryland	H	L	22-29
F21	Virginia Tech	H	W	41-23
F22	Navy	A	W	43-33
F24	Davidson	H	W	19-10

Southern Conference Tournament

F28	Georgia	ATL	L	17-26
-----	---------	-----	---	-------

1930-31**Record:** 15-9 (H: 10-3, A: 3-4, N: 1-1)

Southern Conference 6-6, Tied 9th Place

Coach: James Ashmore

J5	Durham YMCA	H	W	31-14
J7	Raleigh YMCA	H	W	46-12
J8	Guilford	H	W	33-13
J9	Randolph-Macon	H	W	34-13
J10	Davidson	CHAR	L	17-18
J12	Furman	H	W	23-16
J13	South Carolina	H	W	38-8



WILMER HINES
1930-33

J20	Wake Forest	H	W	30-13
J23	Virginia Tech	H	L	28-31
J27	NC State	H	W	22-16
J31	Duke	A	L	18-30
F3	NC State	A	L	20-23
F5	Virginia Tech	A	W	30-24
F6	VMI	A	W	42-13
F7	Virginia	A	W	28-24
F9	Washington & Lee	A	L	31-39
F10	Maryland	A	L (OT)	31-33
F12	Davidson	H	L	28-30
F14	Duke	H	L	23-34
F19	Wake Forest	RAL	W	45-25
F21	VMI	H	W	30-21
F24	Sewanee (Univ./the South)	H	W	37-28
1931 Southern Conference Tournament				
F27	Vanderbilt	ATL	W	23-21
F28	Maryland	ATL	L	17-19

1931-32

Record: 16-5 (H: 9-1, A: 2-3, N: 5-1)
Southern Conference 6-4, Tied 5th Place
Coach: George Shepard

J4	Raleigh YMCA	H	W	25-14
J6	Guilford	H	W	49-23
J9	Davidson	CHAR	W	45-29
J12	Furman	H	W	37-16
J15	Virginia Tech	H	W	38-26
J22	Wake Forest	H	W	32-17
J26	NC State	A	L	18-19
J30	Duke	H	W	37-20
F3	Wake Forest	RAL	W	34-24
F5	Virginia Tech	A	W	31-20
F6	Maryland	A	L	25-26
F8	Virginia	A	W (OT)	26-24
F11	Davidson	H	W	32-28
F13	Duke	A	L	18-24
F19	Maryland	H	W	32-26
F20	Washington & Lee	H	W	27-18
F23	NC State	H	L	17-36
Southern Conference Tournament				
F26	Tennessee	ATL	W	35-25
F27	Kentucky	ATL	W	43-42
F29	Auburn	ATL	W	52-31
M1	Georgia	ATL	L	24-26

1932-33

Record: 12-5 (H: 6-1, A: 3-3, N: 3-1)
Southern Conference 6-3, Tied 5th Place
Coach: George Shepard

J5	Guilford	H	W	66-9
J7	Davidson	CHAR	W	56-18
J13	Virginia Tech	H	W	58-26
J14	Wake Forest	H	W	36-33
J18	NC State	H	W	32-23
J21	Wake Forest	RAL	W	38-26
J27	VMI	H	W	36-17
J31	Duke	A	L	32-36
F3	Maryland	A	L	29-42
F4	Navy	A	L	40-66
F6	VMI	A	W	32-29
F7	Washington & Lee	A	W	34-23
F11	Duke	H	L	24-31
F16	Davidson	H	W	39-26
F20	NC State	A	W	35-28
Southern Conference Tournament				
F24	Virginia Tech	RAL	W	32-27
F25	South Carolina	RAL	L (2 OT)	32-34

1933-34

Record: 18-4 (H: 8-1, A: 7-2, N: 3-1)
Southern Conference 12-2, Tied 2nd Place
Coach: George Shepard

J3	Clemson	H	W	38-26
J6	Davidson	CHAR	W	38-23
J10	Viscose Club (Roanoke, Va.)	A	W	26-25
J11	Virginia Tech	A	W	31-14
J12	VMI	A	W	38-18
J13	Washington & Lee	A	W	34-24
J16	Wake Forest	H	W	41-21
J17	VMI	H	W	37-11
J19	Virginia	H	W	44-35
J24	NC State	A	L	30-34
J26	Virginia Tech	H	W	42-21
J29	Virginia	A	W	24-23
J30	Maryland	A	W	28-24
J31	Navy	A	L	24-26
F3	Duke	H	W	25-21
F6	Wake Forest	RAL	W	41-24
F10	NC State	H	W	45-24
F13	Davidson	H	W	39-25
F16	Duke	A	W	30-25
F21	South Carolina	H	L	30-45
Southern Conference Tournament				
M1	Virginia	RAL	W	27-18
M2	Duke	RAL	L	18-22

1934-35

Record: 23-2 (H: 9-0, A: 9-2, N: 5-0)
Southern Conference 12-1, Regular-Season & Tournament Champion
Coach: George Shepard


J3	Elon	H	W	34-21
J5	Davidson	CHAR	W	36-26
J8	Wake Forest	H	W	31-11
J10	Washington & Lee	A	W	36-34
J11	VMI	A	W	24-19
J12	Virginia Tech	A	W	29-9
J15	Virginia	H	W	36-20
J18	Maryland	A	W	39-31
J19	Navy	A	W	30-19
J21	Crescent AC (Brooklyn)	A	W	38-32
J22	New York Athletic Club	A	W	38-32
J23	Army	A	L	19-29
J28	Virginia Tech	H	W	29-13
J30	NC State	H	W	33-27
F2	Wake Forest	RAL	W	32-21
F6	Duke	A	L	27-33
F9	South Carolina	A	W	32-31
F13	Davidson	H	W	38-26
F16	Duke	H	W	24-20
F19	NC State	A	W	37-35
F20	South Carolina	H	W	42-17
F21	VMI	H	W	33-20
Southern Conference Tournament				
F28	South Carolina	RAL	W	46-25
M1	NC State	RAL	W	30-28
M2	Washington & Lee	RAL	W	35-27

1935-36

Record: 21-4 (H: 9-1, A: 8-3, N: 4-0)
Southern Conference 13-3 2nd Place,
SoCon Tournament Champion
Coach: Walter Skidmore

J3	Clemson	H	W	24-23
J4	Davidson	CHAR	W	45-27
J7	Wake Forest	H	W	26-19
J10	Virginia Tech	A	W	40-21
J11	Washington & Lee	A	L	25-28
J13	Virginia	H	W	38-25
J15	NYU	A-MSG%	L	33-55
J18	NC State	H	W	37-35
J20	South Carolina	H	W	38-18
J23	VMI	A	W	43-21
J24	Virginia	A	L (OT)	30-33
J25	Maryland	A	W	44-32
J28	Virginia Tech	H	W	34-26
F1	South Carolina	A	W	43-41
F4	Wake Forest	A	W	32-23
F6	Duke	H	L (OT)	34-36
F8	Navy	H	W	39-25
F21	Duke	A	W	30-28
F24	Clemson	A	W (OT)	35-34
F27	NC State	A	W	31-29
F28	VMI	H	W (OT)	35-31
F29	Davidson	H	W	31-16
Southern Conference Tournament				
M5	Virginia	RAL	W	39-21
M6	NC State	RAL	W	31-28
M7	Washington & Lee	RAL	W	50-45

% first game in original Madison Square Garden



PETE MULLIS
1935-38

1936-37

Record: 18-5 (H: 8-1, A: 8-1, N: 2-3)
Southern Conference 14-3, 2nd Place
Coach: Walter Skidmore

J5	Leaksville YMCA	H	W	59-12
J7	Wake Forest	H	L	23-24
J9	Davidson	CHAR	L (OT)	33-35
J11	VMI	A	W	56-29
J12	Virginia Tech	A	W	38-26
J15	NYU	A-MSG	L	30-37
J16	St. Joseph's	A	W	36-34
J19	NC State	A	W	41-35
J21	Wake Forest	A	W	31-30
J26	Virginia	H	W	33-15
J29	Maryland	H	W	41-24

F1	NC State	H	W	34-31
F2	Davidson	H	W	34-20
F5	Virginia	A	W	45-22
F6	Maryland	A	W	44-35
F12	Duke	H	W	41-35
F16	Virginia Tech	H	W	41-25
F19	VMI	H	W	44-32
F20	Washington & Lee	LYN	L	19-29
F25	Duke	A	W	37-32

1937 Southern Conference Tournament

M4	Duke	RAL	W	34-30
M5	Wake Forest	RAL	W	37-35
M6	Washington & Lee	RAL	L	33-44

1937-38

Record: 16-5 (H: 11-0, A: 4-4, N: 1-1)

Southern Conference 13-2, Regular-Season Champion

Coach: Walter Skidmore

J4	Atlantic Christian (Barton)	H	W	47-20
J6	Guilford	H	W	60-16
J8	Davidson	CHAR	W	37-35
J11	Wake Forest	H	W	31-26
J13	Virginia Tech	A	W	38-32
J14	VMI	A	W	31-17
J15	Washington & Lee	A	W	34-31
J18	Wake Forest	A	L	34-44
J21	Princeton	A	L	32-53
J22	St. Joseph's	A	L	29-34
J25	NC State	H	W	39-31
J28	Maryland	H	W	43-24
F1	Clemson	H	W	44-34
F5	NYU	H	W	57-39
F9	Davidson	H	W	41-30
F12	Duke	H	W	34-24
F15	VMI	H	W	48-22
F17	Washington & Lee	H	W	42-39
F22	NC State	A	W	41-32
F25	Duke	A	L	33-39

Southern Conference Tournament

M3	Washington & Lee	RAL	L	33-48
----	------------------	-----	---	-------

1938-39

Record: 10-11 (H: 7-4, A: 2-4, N: 1-2)

Southern Conference 7-7, 7th Place

Coach: Walter Skidmore

J2	Atlantic Christian (Barton)	H%	W	57-19
J3	Princeton	H	L	20-30
J5	Catawba	H	W	44-31
J7	Davidson	CHAR	L	39-46
J12	Virginia	A	L	29-37
J13	VMI	A	W	35-28
J14	Washington & Lee	LYN	W	46-39
J17	Wake Forest	H	L	37-57
J18	Virginia Tech	H	L	35-36
J20	Maryland	A	L (OT)	32-34
J21	Navy	A	L	38-46
J24	NC State	A	L	22-35
J31	Wake Forest	A	W	56-54
F3	Maryland	H	L	41-66
F4	VMI	H	W	43-41
F7	Davidson	H	W	35-28
F10	Duke	H	W	37-32
F13	Virginia	H	W	48-37
F17	NC State	H	W	40-25
F24	Duke	A	L	38-41

Southern Conference Tournament

M1	Clemson	RAL	L	43-44
----	---------	-----	---	-------

% first game played in Woollen Gym

1939-40

Record: 23-3 (H: 13-1, A: 5-1, N: 5-1)

Southern Conference 11-2 2nd Place,

SoCon Tournament Champion

Coach: Bill Lange

D15	Atlantic Christian (Barton)	H	W	49-32
D15	Lynn's White Flash (Raleigh)	H	W	49-42
D28	Lynn's White Flash (Raleigh)	H	W	43-32
D29	Greensboro Eatman-Smith's	H	W	70-28
D30	McCrary Eagles (Asheboro)	A	W	42-38
J3	Appalachian State	H	W	58-49
J4	Catawba	H	W	29-25
J6	Davidson	CHAR	W	55-47
J11	Virginia Tech	W-S	W	46-25

J15	Wake Forest	H	W	54-51
J17	The Citadel	H	W	66-36
J19	VMI	H	W	53-24
J23	NC State	H	W	52-41
J27	Navy	A	W	44-40
J30	Wake Forest	A	L	36-42
F3	Clemson	A	W	39-31
F5	Virginia	DAN	L	25-44
F7	Davidson	H	W	41-28
F10	Duke	H	L	44-50
F13	McCrary Eagles (Asheboro)	H	W	45-37
F16	NC State	A	W	60-36
F19	Clemson	H	W	47-30
F22	Duke	A	W	31-27

Southern Conference Tournament

F29	Clemson	RAL	W	50-41
-----	---------	-----	---	-------

M1	Wake Forest	RAL	W	43-35
----	-------------	-----	---	-------

M2	Duke	RAL	W	39-23
----	------	-----	---	-------

1940-41

Record: 19-9 (H: 12-1, A: 6-5, N: 1-3)

Southern Conference 14-1, Regular-Season Champion,

NCAA Final Eight

Coach: Bill Lange

D5	Greensboro YMCA	H	W	48-32
D7	Hanes Hosierey (Winston-Salem)	A	L	32-33
D13	Guilford	A	W	51-26
D14	McCrary Eagles (Asheboro)	H	W	46-35
D31	Hanes Hosierey (Winston-Salem)	H	W	45-40
J2	Lehigh	H	W	62-58
J4	Fordham	A-MSG	L	41-42
J6	St. Joseph's	A	L	41-42
J10	Washington & Lee	A	W	43-39
J11	VMI	A	W	56-30
J14	Wake Forest	H	W	61-45
J18	NYU	H	L	49-53
J21	NC State	A	W	47-26
J24	Maryland	A	W	55-36
J25	Navy	A	L	34-42
J28	Wake Forest	A	W	43-40
J31	Virginia Tech	H	W	60-35
F3	Maryland	H	W	44-29
F4	Davidson	H	W	38-30
F7	Duke	H	W	51-33
F10	Clemson	H	W	76-53
F12	NC State	H	W	60-30
F17	Washington & Lee	H	W	65-32
F20	Duke	A	L	33-35
F22	Davidson	W-S	W	39-31

Southern Conference Tournament

F27	Duke	RAL	L	37-38
-----	------	-----	---	-------

NCAA Eastern Regional

M21	Pittsburgh	MAD	L	20-26
-----	------------	-----	---	-------

M22	Dartmouth	MAD	L	59-60
-----	-----------	-----	---	-------

1941-42

Record: 14-9 (H: 10-1, A: 3-7, N: 1-1)

Southern Conference 9-5, 7th Place

Coach: Bill Lange

N27	Lynn's White Flash (Raleigh)	H	W	63-31
D9	Hanes Hosierey (Winston-Salem)	A	L	55-66
D13	Davidson	CHAR	W	37-22
D16	High Point YMCA	A	W	35-23
D31	McCrary Eagles (Asheboro)	H	W	43-41
J3	St. Joseph's	A	L	28-33
J10	Fordham	H	W	34-25
J13	Wake Forest	H	W	51-30
J16	Clemson	A	W	54-34
J17	South Carolina	A	L	36-38
J20	NC State	H	W	41-28
J27	Wake Forest	A	L	20-36
J30	VMI	H	W	49-28
F3	Davidson	H	W	45-38
F7	Duke	H	L	40-52
F12	NC State	A	L (OT)	30-32
F13	Washington & Lee	H	W	62-26
F18	Akron Goodyear	H	W	32-31
F20	Maryland	A	W	34-30
F21	Navy	A	L (OT)	39-42
F24	Richmond	H	W	47-30
F27	Duke	A	L (OT)	40-41

Southern Conference Tournament

M5	Wake Forest	RAL	L	26-32
----	-------------	-----	---	-------

1942-43

Record: 12-10 (H: 8-3, A: 2-5, N: 2-2)

Southern Conference 8-9, 11th Place

Coach: Bill Lange

N28	McCrary Eagles (Asheboro)	H	W	35-34
D5	Charlotte YMCA	H	W	42-25
D8	Fort Bragg R.C.	H	W	40-28
J1	Maryland	A	L	40-47
J2	Virginia	LYN	L	45-50
J6	High Point	A	W	56-27
J9	Wake Forest	H	W	49-37
J12	George Washington	H	L	33-34
J15	Virginia Tech	A	W	38-35
J16	Washington & Lee	A	L	28-35
J20	NC State	A	L	36-47
J29	VMI	LYN	W	37-35
J30	Wake Forest	DUR	W	32-31
F1	Davidson	CHAR	L	41-57
F2	Clemson	H	W	52-33
F6	Duke	H	L	39-51
F9	NC State	H	W	45-38
F12	Davidson	H	W	50-27
F16	Maryland	H	L	31-40
F18	Richmond	A	L	51-53
F20	South Carolina	H	W	50-27
F26	Duke	A	L	24-43

1943-44

Record: 17-10 (H: 7-5, A: 5-4, N: 5-1)

Southern Conference 9-1, Regular-Season Champion

Coach: Bill Lange

D1	Camp Butner	H	W	46-35
D3	Columbia Air Base	H	W	47-35
D4	Cherry Point M.A.S.	H	L	34-41
D9	Fort Bragg R.C.	A	L	44-52
D11	Milligan	H	L	35-42
D16	Catawba	ELK	W	74-37
D18	Fort Jackson	H	L	53-57
D20	Seymour Johnson AFB	A	W	48-42
D30	Fort Bragg R.C.	H	L	25-41
J5	Virginia	A	L	36-39
J8	Davidson	CHAR	W	43-37
J11	Florence A.A.B.	H	W	41-19
J14	Richmond A.A.B.	H	W	42-35
J15	NC State	H	W	52-24
J18	Duke	A	W	37-33
J20	VMI	LYN	W	50-22
J22	Virginia Tech	H	W	42-29
J26	NC State	A	W	42-27
J29	Richmond	A	W	49-45
F2	Basic Training Ctr. #10	A-GBO	L	40-53
F5	Duke	H	L	40-41
F8	Davidson	H	W	43-40
F10	Duke	A	W	39-30
F12	Norfolk N.T.S.	A	L	43-56

Southern Conference Tournament

F25	Richmond	RAL	W	62-41
-----	----------	-----	---	-------

F25	Virginia Tech	RAL	W	39-24
-----	---------------	-----	---	-------

F26	Duke	RAL	L	27-44
-----	------	-----	---	-------

1944-45


Record: 22-6 (H: 9-3, A: 7-3, N: 6-0)

Southern Conference 11-3 4th Place,

SoCon Tournament Champion

Coach: Ben Carnevale

D6	Fort Bragg P.C.	H	W	44-20
D9	Camp Butner (Durham)	DUR	W (OT)	43-41
D13	High Point	H	W	75-18
D15	Catawba	A	W	67-35
D16	South Carolina	A	L	27-38
D19	Morris Field Flyers (Elkin)	A	W	51-29
J3	Wake Forest	H	W	65-29
J5	Maryland	H	W	53-28
J6	South Carolina	H	L	40-41
J10	Davidson	CHAR	W	47-32
J12	Norfolk N.A.S.	H	L	22-59
J13	Virginia	LYN	W	42-35
J16	Fort Bragg R.C.	A	L	34-44
J18	Virginia Tech	A	W	55-30
J20	Duke	H	L	41-50
J22	Wake Forest	A	W	65-40
J24	Virginia Tech	H	W	60-28
J26	NC State	H	W	61-46



BOB PAXTON
1944-48

J27	High Point	A	W	76-25
F1	William & Mary	H	W	80-46
F3	Norfolk N.A.S.	A	L	46-65
F6	Catawba	H	W	64-30
F7	Davidson	H	W	89-20
F12	NC State	A	W	43-35
F14	Duke	A	W	50-38

1945 Southern Conference Tournament

F22	NC State	RAL	W	52-28
F23	South Carolina	RAL	W	39-26
F24	Duke	RAL	W	49-38

1945-46

Record: 30-5 (H: 13-1, A: 14-2, N: 3-2)
Southern Conference 13-1, Regular-Season Champion,
NCAA Finalist

Coach: Ben Carnevale

N28	Fort Bragg R.C.	H	W	54-50
D5	Camp Lee (Va.)	H	W	55-40
D8	Camp Pickett (Va.)	H	W	64-46
D11	Greensboro ORD	A	L	63-64
D14	Catawba	H	W	65-32
D15	Davidson	H	W	63-31
D21	South Carolina	H	W	56-32
D27	NYU	A-MSG	W	43-41
D29	St. Joseph's (Pa.)	A	W	47-36
J5	Fort Bragg A.O.C.	H	W	65-33
J7	Maryland	H	W	64-28
J9	Duke	H	L (OT)	46-51
J11	Virginia	A	W	44-32
J12	Virginia Tech	A	W	48-40
J15	Davidson	A	W	58-30
J18	High Point	A	W	65-34
J19	South Carolina	A	W	52-31
J23	NC State	H	W	71-34
J25	High Point	H	W	57-16
J26	Camp Lee (Petersburg, Va.)	A	W	50-49
J28	Wake Forest	A	W	70-47
F2	Wake Forest	H	W	61-32
F5	Greensboro ORD	H	W	74-39
F8	Maryland	A	W	33-31
F9	Navy	A	W	51-49
F11	NC State	A	W	55-44
F13	Virginia Tech	H	W	63-42
F16	Duke	A	W	54-44
F20	Catawba	A	W	64-38
F23	Little Creek A.B. (Norfolk)	A	L	46-60

Southern Conference Tournament

F28	Maryland	RAL	W	54-27
M1	Wake Forest	RAL	L	29-31

1946 NCAA Eastern Regional

M21	NYU	NYC	W	57-49
M23	Ohio State	NYC	W (OT)	60-57

1946 NCAA Championship

M26	Oklahoma A&M (State)	NYC	L	40-43
-----	----------------------	-----	---	-------

1946-47

Record: 19-8 (H: 11-2, A: 5-5, N: 3-1)
Southern Conference 10-2, 2nd Place

Coach: Tom Scott

D4	Cherry Point Marines	H	W	63-29
D6	Hanes Hosiery (Winston-Salem)	A	W	47-46
D9	Catawba	H	W	48-33
D11	High Point	H	W	44-41
D19	Northwestern	A	L	51-65
D21	DePaul	A	L	53-60
J4	Maryland	H	W	58-42
J11	La Salle	A	L	62-65
J14	NYU	A-MSG	W	50-48
J21	Virginia	H	W	63-38
J24	Maryland	A	L	57-61
J25	Navy	A	L	35-39
J28	South Carolina	H	W	50-49
J30	Wake Forest	H	W	70-49
F1	NC State	H	L (OT)	46-48
F3	NYU	H	L	47-60
F7	Virginia Tech	H	W	57-51
F8	Davidson	H	W	55-46
F11	Duke	H	W	49-28
F14	Georgia Tech	H	W	58-48
F17	South Carolina	A	W	53-47
F18	Davidson	CHAR	W	46-38
F20	Wake Forest	A	W	54-46
F28	Duke	A	W	57-47

Southern Conference Tournament

M6	Richmond	DUR	W	55-43
M7	South Carolina	DUR	W	58-33
M8	NC State	DUR	L	48-50

1947-48

Record: 20-7 (H: 11-1, A: 6-5, N: 3-1)
Southern Conference 11-4, 3rd Place

Coach: Tom Scott

D3	Catawba	H	W	51-32
D6	Guilford	H	W	51-30
D8	Elon	H	W	74-22
D10	High Point	H	W	54-36
D12	Hanes Hosiery (Winston-Salem)	A	W	59-43
D31	Loyola Maryland	A	W	64-47
J3	Maryland	H	W	70-46
J5	Tennessee	H	W	52-43
J6	South Carolina	H	W	63-45
J9	Virginia Tech	A	W	39-31
J10	Washington & Lee	LYN	W	60-36
J12	Wake Forest	H	W	56-35
J15	NYU	A-MSG	L	34-63
J17	Temple	A	L	51-61
J24	Pennsylvania	A	W	52-46
J26	Virginia Tech	H	W	68-35
J30	Davidson	H	W	50-42
F3	NC State	A	L	42-81
F7	Duke	H	W	48-42
F13	Maryland	A	W	51-47
F14	William & Mary	A	W	63-61
F16	Wake Forest	A	L	47-53
F21	NC State	H	L	45-69
F24	Davidson	CHAR	W	52-46
F27	Duke	A	L	45-56

Southern Conference Tournament


M4	Virginia Tech	DUR	W	61-40
M5	NC State	DUR	L	50-55

1948-49

Record: 20-8 (H: 10-3, A: 6-3, N: 4-1)
Southern Conference 13-5, 3rd Place

Coach: Tom Scott

D2	Lenoir-Rhyne	H	W	68-51
D4	Guilford	H	W	52-32
D6	Elon	H	W	66-32
D9	Catawba	H	W	57-47
D10	Hanes Hosiery (Winston-Salem)	A	W	64-60
D28	Arizona	LAF	W	60-49



COY CARSON
1946-49

J3	Maryland	H	W	55-47
J6	NYU (-/20)	A-MSG	L	48-72
J8	Virginia Tech	A	W	56-48
J10	George Washington	H	L	41-64
J12	Wake Forest	A	W	55-50
J15	Washington & Lee	LYN	W	69-52
J20	William & Mary	H	W	69-61
J22	NC State	A	L	36-67
J24	Virginia Tech	H	W	78-59
J28	Davidson	H	L	37-47
J29	Furman	H	W	61-44
J31	Tennessee	A	L	56-84
F5	Duke	H	W	64-34
F11	Maryland	A	W	66-52
F12	George Washington	A	L	41-53
F15	Wake Forest	H	W	69-54
F19	NC State (-/18)	H	L	39-79
F21	South Carolina	A	W	62-48
F22	Davidson	CHAR	W	53-52
F25	Duke	A	W	64-40

Southern Conference Tournament

M3	Maryland	DUR	W	79-61
M4	NC State (-/15)	DUR	L	40-43

1949-50


Record: 17-12 (H: 7-3, A: 9-6, N: 1-3)
Southern Conference 13-6, 5th Place

Coach: Tom Scott

D1	Elon	H	W	57-39
D3	Richmond	A	W	58-50
D5	Virginia Tech	A	L	48-62
D7	Lenoir-Rhyne	A	L (3 OT)	78-79
D9	George Washington	H	L	44-54

Dixie Classic

D28	West Virginia	RAL	L	50-58
D29	Duke	RAL	W	59-52
D30	Rhode Island	RAL	L (OT)	60-65
J2	Maryland	H	W	55-53
J5	Hanes Hosiery (Winston-Salem)	A	L	48-52
J7	Davidson	A	W	63-53
J9	Kentucky (-/2)	A	L	44-83
J13	Miami	A	W	55-53
J14	Miami	A	W	65-51
J16	Wake Forest	A	W	54-50
J18	South Carolina	H	W	64-42
J21	NC State (-/12)	H	L	57-61
J27	Virginia Tech	H	W	66-53
J28	Davidson	H	W	67-54
J30	The Citadel	H	W	77-39
F3	Maryland	A	W	69-56
F4	George Washington	A	L	41-56
F7	Wake Forest	H	L	54-57
F10	Furman	A	W	59-53



AL LIFSON
1951-55

F13	William & Mary	A	W	52-46
F17	Duke	H	W	58-55
F21	NC State (-/9)	A	L	44-70
F24	Duke	A	W	64-46

1950 Southern Conference Tournament

M2	William & Mary	DUR	L	43-50
----	----------------	-----	---	-------

1950-51

Record: 12-15 (H: 6-3, A: 6-7, N: 0-5)

Southern Conference 9-8, 9th Place

Coach: Tom Scott

N29	McCrary Eagles (Asheboro)	A	W	84-57
D2	Elon	A	W	57-48
D5	Hanes Hosiery (W-Salem)	A	W	75-58
D7	Richmond	H	W	69-46
D9	Davidson	A	W	72-69
D20	Eastern Kentucky	PK	L	62-85
D22	Xavier	PK	L	58-92

Dixie Classic

D28	Navy	RAL	L	49-60
D29	Duke	RAL	L	63-71
D30	Rhode Island	RAL	L	69-93
J2	Maryland	H	L	59-67
J4	NYU	A-MSG	L	60-66
J6	Temple	A	L	67-70
J11	Wake Forest	A	W	65-56
J13	Davidson	H	W	56-53
J15	West Virginia	H	L	49-62
J19	George Washington	A	L	71-76
J20	Maryland	A	L	55-56
J27	NC State (-/8)	A	L	58-71
J30	Wake Forest	H	W	82-70
F2	Duke	H	W	71-68
F3	Furman	H	W	89-64
F6	George Washington	H	W	66-60
F9	South Carolina	A	L	65-66
F10	The Citadel	A	W	71-53
F17	NC State (-/9)	H	L	53-68
F23	Duke	A	L	72-84

1951-52

Record: 12-15 (H: 5-4, A: 5-10, N: 2-1)

Southern Conference 8-11, 11th Place

Coach: Tom Scott

D1	The Citadel	A	W	87-69
D3	Furman	A	W	100-57
D5	Duke (-/12)	A	L	59-77
D7	Richmond	A	W	62-56
D17	Hanes Hosiery (W-Salem)	A	W	70-59
D20	Illinois (-/3)	A	L	66-86
D22	Bradley	A	L	66-79

Dixie Classic

D27	Southern California	RAL	W	49-45
D28	NC State (-/19)	RAL	L	51-58
D29	Columbia	RAL	W	61-60
J3	Maryland	H	W	51-47
J5	Clemson	H	W	65-59

J10	Wake Forest	A	L	53-55
J14	Davidson	H	W	78-77
J18	Maryland	A	L	51-71
J19	Temple	A	W	70-65
J26	NC State	H	L (OT)	53-58
J29	Wake Forest	H	L	46-55
F1	Duke	H	L	66-73
F6	West Virginia (-/12)	A	L	65-80
F8	The Citadel	H	W	80-62
F9	Furman	H	W	68-53
F12	South Carolina	H	L	68-75
F16	Clemson	A	L	69-77
F18	Davidson	A	L (OT)	71-76
F23	NC State	A	L	52-71
F29	Duke (-/15)	A	L	64-94

1952-53

Record: 17-10 (H: 8-3, A: 8-4, N: 1-3)

Southern Conference 15-6, 8th Place

Coach: Frank McGuire

D1	The Citadel	H	W	70-50
D3	Washington & Lee	H	W	67-48
D6	Richmond	H	W	80-64
D10	Clemson	H	W	82-56

Dixie Classic

D29	Holy Cross	RAL	L	73-85
D30	Princeton	RAL	W	73-59
D31	Pennsylvania	RAL	L	62-70
J3	Maryland	H	W	59-49
J6	East Carolina	A	W	79-66
J8	VMI	A	W	79-62
J9	Washington & Lee	A	W	97-75
J13	Davidson	H	W	71-60
J14	VMI	H	W	97-58
J17	Maryland	A	L	66-68
J20	Wake Forest	H	W	72-68
J24	NC State (-/8)	A	W	70-69
J30	Davidson	A	W	73-52
J31	Clemson	A	W	91-80
F3	Richmond	A	L (2 OT)	82-87
F6	Duke	H	L	89-95
F7	NYU	H	L	78-82
F13	South Carolina	A	W	76-72
F14	The Citadel	A	W	94-69
F17	Wake Forest	A	L	63-89
F21	NC State (-/15)	H	L	66-87
F27	Duke	A	L	58-83

Southern Conference Tournament

M5	NC State (-/12)	RAL	L	54-86
----	-----------------	-----	---	-------


1953-54

Record: 11-10 (H: 6-3, A: 4-3, N: 1-4)

ACC 5-6, 5th Place

Coach: Frank McGuire

D11	William & Mary	H	W	71-61
D12	South Carolina	H	W	82-56
D19	Clemson	H	W	85-48



VINCE GRIMALDI
1950-53

Dixie Classic

D28	Navy	RAL	L	62-86
D29	Seton Hall	RAL	L	63-73
D30	Oregon State (-/4)	RAL	L	53-65
J8	The Citadel	H	W	83-42
J9	Wake Forest	A	W	66-65
J11	Davidson	A	W	70-54
J16	Virginia	H	W	78-66
J19	NC State	H	L	77-84
F2	Washington & Lee	LYN	W	69-60
F4	Duke (-/8)	A	L	47-63
F8	Virginia	A	L	69-83
F11	Wake Forest	H	L	62-76
F13	Clemson	A	W	72-56
F16	Davidson	H	W	89-69
F20	Duke (-/14)	H	L	63-67
F24	NC State	A	L	48-57
F27	The Citadel	A	W	79-52

ACC Tournament

M4	NC State (-/18)	RAL	L	51-52
----	-----------------	-----	---	-------

1954-55

Record: 10-11 (H: 4-3, A: 4-5, N: 2-3)

ACC 8-6, Tied 4th Place

Coach: Frank McGuire

D4	Clemson	H	W	99-66
D9	South Carolina	H	W	88-67
D11	William & Mary	A	L	76-79
D18	Maryland	H	L	60-70

Dixie Classic

D27	Southern California (-/13)	RAL	W	67-58
D28	NC State (-/2)	RAL	L	44-47
D29	Duke (-/18)	RAL	W	65-52
J3	LSU	A	L	77-84
J4	Alabama (-/13)	A	L	55-77
J8	Wake Forest	H	W	95-78
J11	Virginia	H	W	96-87
J14	South Carolina	A	W	73-64
J15	Clemson	A	W	95-87
J18	NC State (-/2)	A	W	84-80
F4	Duke	H	L	68-91
F11	Virginia	GBO	L	73-98
F12	Maryland (-/11)	A	L	61-63
F16	Wake Forest	A	W	83-79
F22	NC State (-/6)	H	L	75-79
F25	Duke	A	L	74-96

ACC Tournament

M3	Wake Forest	RAL	L	82-95
----	-------------	-----	---	-------

1955-56

Record: 18-5 (H: 10-0, A: 3-3, N: 5-2)

ACC 11-3, Regular-Season Champion

Coach: Frank McGuire

D3	Clemson	H	W	73-58
D9	Georgia Tech	CHAR%	W	88-76
D10	South Carolina	H	W	92-75
D14	Alabama (16/5)	H	W	99-77
D17	Maryland (16/-)	A	W	68-62

Dixie Classic

D29	Villanova (4/-)	RAL	W	86-63
D30	Duke (4/8)	RAL	W	74-64
D31	NC State (4/3)	RAL	L	60-82
J3	LSU (4/-)	H	W	95-69
J7	Wake Forest (5/-)	A	L	71-76
J10	Virginia (5/-)	H	W	101-65
J13	South Carolina (9/-)	CHAR	W	75-73
J14	Clemson (9/-)	A	W (2 OT)	103-99
J16	Maryland (9/-)	H	W	64-55
J18	NC State (9/3)	H	W	73-69
F4	Duke (9/10)	A	L	59-64
F7	William & Mary (9/-)	H	W	115-63
F11	Virginia (12/-)	A	W	83-72
F15	Wake Forest (10/-)	H	W	77-73
F21	NC State (10/6)	A	L	73-79
F24	Duke (9/11)	H	W	73-65

ACC Tournament

M1	Virginia (8/-)	RAL	W	81-77
M2	Wake Forest (8/20)	RAL	L	56-77

% first game in "old" Charlotte Coliseum

1956-57

Record: 32-0 (H: 8-0, A: 8-0, N: 16-0)
 ACC 14-0, Regular-Season & Tournament Champion
 NCAA Champion
Coach: Frank McGuire

D4	Furman	H	W	94-66
D8	Clemson	CHAR	W	94-75
D12	George Washington (6/-)	NOR	W	82-55
D15	South Carolina (6/-)	A	W (OT)	90-86
D17	Maryland (6/-)	H	W	70-61
D20	NYU (3/-)	A-MSG	W	64-59
D21	Dartmouth (3/-)	BOS	W	89-61
D22	Holy Cross (3/-)	BOS	W	83-70

Dixie Classic

D27	Utah (2/-)	RAL	W	97-76
D28	Duke (2/9)	RAL	W	87-71
D29	Wake Forest (2/-)	RAL	W	63-55
J8	William & Mary (2/-)	A	W	71-61
J11	Clemson (2/-)	H	W	86-54
J12	Virginia (2/-)	H	W	102-90
J15	NC State (2/-)	A	W	83-57
J30	Western Carolina (1/-)	A	W	77-59
F5	Maryland (1/-)	A	W (2 OT)	65-61
F9	Duke (1/-)	H	W	75-73
F11	Virginia (1/-)	A	W	68-59
F13	Wake Forest (1/11)	H	W	72-69
F19	NC State (1/-)	H	W	86-57
F22	South Carolina (1/-)	H	W	75-62
F26	Wake Forest (1/13)	A	W	69-64
M1	Duke (1/-)	A	W	86-72

ACC Tournament

M7	Clemson (1/-)	RAL	W	81-61
M8	Wake Forest (1/20)	RAL	W	61-59
M9	South Carolina (1/-)	RAL	W	95-75

NCAA East Regional

M12	Yale (1/-)	NYC	W	90-74
M15	Canisius (1/20)	PHI	W	87-75
M16	Syracuse (1/-)	PHI	W	67-58

NCAA Final Four

M22	Michigan State (1/11)	KC	W (3 OT)	74-70
M23	Kansas (1/2)	KC	W (3 OT)	54-53

1957-58

Record: 19-7 (H: 6-2, A: 6-2, N: 7-3)
 ACC 10-4, Tied 2nd Place
Coach: Frank McGuire

D7	Clemson	H	W	79-55
D10	George Washington	A	W	86-59
D12	Furman (1/-)	CHAR	W	91-74
D14	South Carolina (1/-)	H	W	70-58

University of Kentucky Invitational

D20	Minnesota (1/10)	LEX	W	73-67
D21	West Virginia (1/8)	LEX	L	64-75

Dixie Classic

D26	St. Louis (4/18)	RAL	W	63-48
D27	Duke (4/-)	RAL	W	76-62
D28	NC State (4/13)	RAL	W	39-30
J4	Wake Forest (4/-)	H	W	71-45
J7	William & Mary (4/-)	H	W	79-63
J9	Virginia (3/-)	H	W	82-66
J11	Maryland (3/11)	A	L	61-74
J15	NC State (6/20)	H	L (OT)	57-58
J18	Clemson (6/-)	A	W	90-81
F1	South Carolina (7/-)	A	W	115-88
F8	Duke (7/13)	H	L	75-91
F11	Virginia (7/-)	A	W	73-66
F13	Wake Forest (11/-)	A	W	60-57
F15	Notre Dame (11/17)	CHI	L	70-89
F18	NC State (11/9)	A	W	81-69
F22	Maryland (16/14)	H	W	66-59
F28	Duke (9/6)	A	L	46-59

ACC Tournament

M6	Clemson (13/-)	RAL	W	62-51
M7	NC State (13/14)	RAL	W	64-58
M8	Maryland (13/17)	RAL	L	74-86

1958-59

Record: 20-5 (H: 6-0, A: 5-2, N: 9-3)
 ACC 12-2, Regular-Season Champion
 NCAA 1st Round
Coach: Frank McGuire

D3	Clemson	H	W	83-67
D8	Virginia	H	W	83-61



1957 NCAA CHAMPIONS

D16	South Carolina (13/-)	A	W	70-57
-----	-----------------------	---	---	-------

Blue Grass Festival

D19	Notre Dame (10/-)	LOU	W	81-77
D20	Northwestern (10/6)	LOU	W	78-64

Dixie Classic

D29	Yale (3/-)	RAL	W	92-65
D30	Michigan State (3/7)	RAL	L	58-75
D31	Cincinnati (4/2)	RAL	W	90-88
J3	Notre Dame (3/-)	CHAR	W	69-54
J8	Wake Forest (3/-)	H	W	44-34
J14	NC State (3/1)	A	W (OT)	72-68

North-South Doubleheader

J30	Clemson (2/-)	CHAR	W	60-46
J31	South Carolina (2/-)	CHAR	W	62-50
F4	Maryland (2/-)	H	W	64-57
F6	Duke (2/-)	A	W	89-80
F12	Wake Forest (2/-)	A	W	75-66
F14	Loyola (Ill.) (2/-)	A-CHI	W	76-57
F18	NC State (1/6)	H	W	74-67
F21	Maryland (1/-)	A	L	51-69
F25	Virginia (3/-)	A	L	68-69
F28	Duke (3/-)	H	W	72-62

ACC Tournament

M5	Clemson (5/-)	RAL	W	93-69
M6	Duke (5/-)	RAL	W	74-71
M7	NC State (5/10)	RAL	L	56-80

NCAA East Regional

M10	Navy (9/-)	NYC	L	63-76
-----	------------	-----	---	-------

1959-60

Record: 18-6 (H: 5-1, A: 4-0, N: 9-5)
 ACC 12-2, Regular-Season Champion
Coach: Frank McGuire

D5	South Carolina	H	W	93-56
D11	Kansas	RAL	W	60-49
D12	Kansas State	RAL	W	68-52

University of Kentucky Invitational

D18	Kentucky (-/13)	LEX	L	70-76
D19	St. Louis (-/7)	LEX	L	52-68

Dixie Classic

D28	Minnesota	RAL	W	72-65
D29	Duke (-/18)	RAL	W	75-53
D30	Wake Forest (-/19)	RAL	L	50-53
J2	Notre Dame	CHAR	W	75-65
J9	Wake Forest (19/8)	GBO	W	62-59
J13	NC State (16/-)	H	W	62-51
J16	Virginia (16/-)	GBO	W	76-57
F3	Maryland (17/-)	A	W	75-66
F8	Clemson (17/-)	A	W	73-54
F11	Wake Forest (13/-)	H	L	69-80
F13	Duke (13/-)	H	W	84-57
F17	NC State (19/-)	A	W	66-62

North-South Doubleheader

F19	Clemson (19/-)	CHAR	W	85-80
F20	South Carolina (19/-)	CHAR	L	81-85
F23	Maryland	H	W	81-64
F25	Virginia	H	W	97-58
F27	Duke	A	W	75-50

1960 ACC Tournament

M3	Virginia (16/-)	RAL	W	84-63
M4	Duke (16/-)	RAL	L	69-71

1960-61

Record: 19-4 (H: 7-0, A: 6-3, N: 6-1)
 ACC 12-2, Regular-Season Champion
Coach: Frank McGuire

D5	LSU	H	W	77-61
D6	Virginia	H	W	81-47
D13	Kentucky (5/20)	GBO	L	65-70
D16	Kansas State (5/20)	A	L	69-77
D17	Kansas (5/16)	A	W	78-70
D19	Creighton (5/-)	A	W	72-64

Dixie Classic

D29	Maryland (11/-)	RAL	W	81-57
D30	Villanova (11/-)	RAL	W	87-67
D31	Duke (11/6)	RAL	W	76-71
J7	Notre Dame (6/-)	CHAR	W	73-71
J10	Wake Forest (6/-)	H	W	83-74
J14	Virginia (7/-)	A	W	92-70
J16	Maryland (7/-)	A	W	58-52
J18	NC State (6/-)	A	W	97-66
J31	Clemson (4/-)	H	W	77-46
F2	Maryland (5/-)	H	W	63-56
F4	Duke (5/4)	A	L	77-81
F8	South Carolina (6/-)	A	L	82-89
F11	Wake Forest (6/-)	A	W	93-78
F15	NC State (7/-)	H	W	62-56

North-South Doubleheader

F17	South Carolina (7/-)	CHAR	W	92-68
F18	Clemson (7/-)	CHAR	W	61-55
F25	Duke (7/6)	H	W (OT)	69-66

1961-62

Record: 8-9 (H: 4-2, A: 1-4, N: 3-3)
 ACC 7-7, Tied 4th Place
Coach: Dean Smith

D2	Virginia	H	W	80-46
D5	Clemson	A	W	54-52
D11	Indiana	GBO	L	70-76
J6	Notre Dame	CHAR	W	99-80
J10	Wake Forest	A	L	72-91
J13	Virginia	GBO	W	100-71
J15	South Carolina	H	W	83-71
J17	NC State	H	W	66-56
F3	Duke (-/6)	A	L	57-79
F6	Maryland	A	L	62-79
F10	Wake Forest	H	L	80-87
F14	NC State	A	L	57-85

North-South Doubleheader

F16	Clemson	CHAR	W	69-59
F17	South Carolina	CHAR	L	82-97
F19	Maryland	H	W	70-67
F24	Duke (-/8)	H	L	74-82

ACC Tournament

M1	South Carolina	RAL	L	55-57
----	----------------	-----	---	-------

1962-63**Record:** 15-6 (H: 6-2, A: 6-3, N: 3-1)

ACC 10-4, 3rd Place

Coach: Dean Smith

D1	Georgia	H	W	89-65
D5	Clemson	H	W	64-48
D8	South Carolina	A	W	75-65
D15	Indiana	A	L	76-90
D17	Kentucky	A	W	68-66
J2	Yale	H	W	86-77
J5	Notre Dame	A	W (OT)	76-68
J9	Wake Forest (10/-)	A	L	70-78
J14	Maryland (10/-)	A	W	78-56
J16	NC State	H	W (OT)	67-65
J19	Virginia	A	W	86-81
F2	Duke (-/3)	H	L	69-77
F7	Maryland	H	W	82-68
F9	Wake Forest	H	L	71-72
F12	NC State	A	W	68-63

North-South Doubleheader

F15	South Carolina	CHAR	W	78-74
F16	Clemson	CHAR	W	79-63
F20	Virginia	H	W	85-73
F23	Duke (-/2)	A	L	93-106

ACC Tournament

F28	South Carolina	RAL	W	93-76
M1	Wake Forest	RAL	L	55-56

1963-64**Record:** 12-12 (H: 6-2, A: 2-8, N: 4-2)

ACC 6-8, 5th Place

Coach: Dean Smith

D2	South Carolina	H	W	92-87
D3	Clemson	A	L (2OT)	64-66
D7	Indiana	CHAR	W	77-70
D9	Kentucky (-/9)	A	L	80-100
D14	LSU	A	W	76-71
D16	Tulane	A	W	109-81
D18	Georgia	H	W	99-71
J4	Notre Dame	GBO	W	78-68
J9	Wake Forest	A	L	71-80
J11	Duke (-/9)	A	L	64-84
J13	Maryland	H	W	97-88
J15	NC State	H	W	79-71
J18	Virginia Tech	H	L (2OT)	88-90
F3	Virginia	H	W	89-76
F8	Wake Forest	H	W	81-73
F12	NYU	A-MSG	L	68-69

North-South Doubleheader

F14	Clemson	CHAR	L (2OT)	90-97
F15	South Carolina	CHAR	W	84-81
F18	Maryland	A	L	64-74
F22	NC State	A	L	49-51
F24	Virginia	A	L	64-79
F29	Duke (-/4)	H	L	69-104

ACC Tournament

M5	South Carolina	RAL	W	80-63
M6	Duke (-/4)	RAL	L	49-65

1964-65**Record:** 15-9 (H: 5-2, A: 4-5, N: 6-2)

ACC 10-4, Tied 2nd Place

Coach: Dean Smith

D1	Clemson (13/-)	H	W	77-59
D3	Georgia (13/-)	A	L	61-64
D5	South Carolina (13/-)	A	W	82-71
D7	Kentucky (13/11)	CHAR	W	82-67
D10	Tulane	H	W	111-74
D12	Indiana	A	L	81-107
D14	Vanderbilt (-/3)	GBO	W	84-78

Virginia Tech Tournament

D18	Mississippi State	BL	W	84-80
D19	Alabama	BL	L	61-66
D21	Florida	A	L	54-73
J4	Maryland	A	L	68-76
J6	Wake Forest	A	L	85-107
J9	Duke (-/8)	A	W	65-62
J13	NC State	H	L	62-65
J16	Virginia	A	W	87-80
J30	Maryland	H	L	80-91
F6	NYU	GBO	W	100-78
F9	Wake Forest	H	W	107-91
F17	NC State	A	W	69-68

North-South Doubleheader

F19	South Carolina	CHAR	W	76-63
F20	Clemson	CHAR	W	86-84
F23	Virginia	H	W (2OT)	105-101
F27	Duke (-/5)	H	W	71-66

ACC Tournament

M4	Wake Forest	RAL	L	76-92
----	-------------	-----	---	-------

1965-66**Record:** 16-11 (H: 8-2, A: 2-7, N: 6-2)

ACC 8-6, Tied 3rd Place

Coach: Dean Smith

D1	Clemson	A	L	74-84
D4	William & Mary	H	W	82-68
D6	Ohio State	A	W	82-72
D8	Richmond	H	W	127-76
D11	Vanderbilt (-/4)	A	L	72-81
D16	Florida State	H	W	115-80
D18	Florida	CHAR	W	66-59
D27	Princeton	GBO	W	75-61

Triangle Doubleheader

D30	Utah	RAL	W	90-85
D31	West Virginia	RAL	L	97-102
J3	Maryland	H	W	67-52
J5	Wake Forest	A	W	99-83
J8	Duke (-/1)	H	L	77-88
J12	NC State	H	W	83-75
J15	Virginia	A	L	69-70
F3	Wake Forest	H	W	115-87
F5	Maryland	A	L	66-76
F7	South Carolina	H	W	104-70
F9	NYU	A-MSG	L	78-83
F12	Virginia Tech	H	L	75-81
F15	NC State	A	L	77-87

North-South Doubleheader

F18	Clemson	CHAR	W	70-66
F19	South Carolina	CHAR	W	83-71
F22	Virginia	H	W	81-79
F26	Duke (-/2)	A	L	63-77

ACC Tournament

M3	Maryland	RAL	W	77-70
M4	Duke (-/2)	RAL	L	20-21

*% first game in Carmichael Auditorium***1966-67****Record:** 26-6 (H: 8-1, A: 6-2, N: 12-3)

ACC 12-2, Regular-Season & Tournament Champion

NCAA Final Four

Coach: Dean Smith

D1	Clemson (9/-)	H	W	76-65
D3	Penn State (9/-)	GBO	W	93-63
D9	Tulane (8/-)	H	W	92-69
D13	Kentucky (8/4)	A	W	64-55
D17	NYU (6/-)	GBO	W	95-58

Tampa Invitational Tournament

D19	Columbia (6/-)	TAM	W	98-66
D20	Florida State (6/-)	TAM	W	81-54
D27	Furman (3/-)	GBO	W	101-56
D30	Ohio State (3/-)	CHAR	W	105-82
J2	Princeton (3/-)	H	L	81-91
J4	Wake Forest (3/-)	A	W	76-74
J7	Duke (3/-)	A	W	59-56
J11	NC State (5/-)	H	W	79-78
J28	Virginia (2/-)	H	W	103-76
F4	Maryland (2/-)	H	W	85-77
F7	Virginia (2/-)	A	W	79-75
F9	Wake Forest (2/-)	H	W	75-73
F11	Georgia Tech (2/-)	A	L	80-82
F14	NC State (2/-)	A	W	77-60

North-South Doubleheader


F17	South Carolina (4/-)	CHAR	W	80-55
F18	Clemson (4/-)	CHAR	L	88-92
F22	Maryland (5/-)	A	W	79-78
F25	Virginia Tech (5/-)	H	W	110-78
M1	S. Carolina (3/-)	A	L	57-70
M4	Duke (3/-)	H	W	92-79

ACC Tournament

M9	NC State (4/-)	GBO	W	56-53
M10	Wake Forest (4/-)	GBO	W	89-79
M11	Duke (4/-)	GBO	W	82-73

NCAA East Regional

M17	Princeton (4/5)	CP	W	78-70
M18	Boston College (4/9)	CP	W	96-80

**RUSTY CLARK**
1966-69**1967 NCAA Final Four**

M24	Dayton (4/-)	LOU	L	62-76
M25	Houston (4/7)	LOU	L	62-84

1967-68**Record:** 28-4 (H: 8-1, A: 6-2, N: 14-1)

ACC 12-2, Regular-Season & Tournament Champion

NCAA Finalist

Coach: Dean Smith

D2	Virginia Tech (4/-)	H	W	89-76
D6	Kent (5/-)	H	W	107-83
D9	Vanderbilt (5/8)	A	L	76-89
D12	Kentucky (5/4)	GBO	W	84-77
D16	Princeton (7/10)	GBO	W	71-63

Far West Classic

D28	Stanford (5/-)	PORT	W	87-78
D29	Utah (5/7)	PORT	W	86-84
D30	Oregon State (5/-)	PORT	W	68-61
J3	Wake Forest (3/-)	H	W	74-62
J6	Duke (3/-)	H	W	75-72
J10	NC State (3/-)	A	W	68-66
J13	Clemson (3/-)	A	W	115-83
J27	Georgia Tech (3/-)	CHAR	W	82-54
F1	Florida State (3/-)	H	W	86-80
F3	Maryland (3/-)	A	W	73-67
F6	Virginia (3/-)	H	W	108-64
F8	Wake Forest (3/-)	A	W	80-60
F10	Virginia Tech (3/-)	A	W	80-70
F12	NC State (3/-)	H	W	96-84

North-South Doubleheader

F16	Clemson (3/-)	CHAR	W	96-74
F17	South Carolina (3/-)	CHAR	W	84-80
F21	Maryland (3/-)	H	W	83-60
F24	Virginia (3/-)	A	W	92-74
F28	South Carolina (3/-)	H	L	86-87
M2	Duke (3/10)	A	L (3OT)	86-87

ACC Tournament


M7	Wake Forest (5/-)	CHAR	W	83-70
M8	South Carolina (5/-)	CHAR	W (OT)	82-79
M9	NC State (5/-)	CHAR	W	87-50

NCAA East Regional

M15	St. Bonaventure (4/3)	RAL	W	91-72
M16	Davidson (4/8)	RAL	W	70-66

1968 NCAA Final Four

M22	Ohio State (4/-)	LA	W	80-66
M23	UCLA (4/2)	LA	L	55-78



BILL BUNTING
1966-69

1968-69

Record: 27-5 (H: 9-0, A: 7-1, N: 11-4)

ACC 12-2, Regular-Season & Tournament Champion,
NCAA Final Four

Coach: Dean Smith

D2	Oregon (2/-)	GBO	W	89-78
D3	Oregon (2/-)	H	W	106-73
D7	Kentucky (2/3)	A	W	87-77
D9	Vanderbilt (2/12)	CHAR	W	100-78
D16	Clemson (2/-)	H	W	90-69
D17	Virginia (2/-)	H	W	94-67

ECAC Holiday Festival

D27	Villanova (2/8)	NYC%	W	69-61
D28	St. John's (2/-)	NYC	L	70-72
D30	Princeton (2/-)	NYC	W	103-76
J4	Duke (4/-)	H	W	94-70
J8	NC State (2/-)	H	W	83-63
J11	Virginia Tech (2/-)	H	W	99-77
J14	Georgia Tech (2/-)	A	W	101-70
J18	Wake Forest (2/-)	A	W	94-89
F1	Maryland (2/-)	H	W	107-87
F4	Virginia (2/-)	A	W	99-76
F6	Wake Forest (2/-)	H	W	84-76
F8	Florida State (2/-)	GBO	W	100-82
F10	NC State (2/-)	A	W	85-62

North-South Doubleheader

F14	South Carolina (2/-)	CHAR	L	66-68
F15	Clemson (2/-)	CHAR	W	107-81
F19	Maryland (3/-)	A	W	88-86
F22	The Citadel (3/-)	H	W	106-59
F26	South Carolina (2/8)	A	W	68-62
M1	Duke (2/-)	A	L	81-87

ACC Tournament

M6	Clemson (4/-)	CHAR	W	94-70
M7	Wake Forest (4/-)	CHAR	W	80-72
M8	Duke (4/-)	CHAR	W	85-74

NCAA East Regional

M13	Duquesne (4/9)	CP	W	79-78
M15	Davidson (4/5)	CP	W	87-85

NCAA Final Four

M20	Purdue (4/6)	LOU	L	65-92
M22	Drake (4/11)	LOU	L	84-104

% UNC's first game in new Madison Square Garden

1969-70

Record: 18-9 (H: 7-2, A: 6-3, N: 5-4)
ACC 9-5, Tied 2nd Place; NIT Participant

Coach: Dean Smith

D1	Florida Southern (7/-)	H	W	112-47
D3	Mercer (7/-)	H	W	100-52
D8	Kentucky (7/2)	CHAR	L	87-94
D13	Florida State (5/-)	GBO	W	86-75
D16	Virginia (5/-)	A	W	80-76
D20	Tulane (7/-)	A	W	96-87
D22	Rice (7/-)	A	W	99-87

Carolina Classic

D29	Harvard (4/-)	GBO	W	92-74
D30	Bowling Green (4/-)	GBO	W	89-72
J3	Rice (4/-)	CHAR	W	98-72
J5	South Carolina (4/3)	A	L	52-65
J7	NC State (4/10)	A	W	78-69
J10	Duke (4/19)	H	W	86-78
J15	Clemson (7/-)	A	W	96-91
J17	Wake Forest (7/-)	H	L	90-91
J31	Maryland (9/-)	A	W	77-69
F3	Virginia (9/-)	H	W	87-72
F5	Wake Forest (7/-)	A	L	85-88
F9	NC State (7/5)	H	W	88-86

North-South Doubleheader

F13	Clemson (10/-)	CHAR	W	110-66
F14	Georgia Tech (10/-)	CHAR	L	95-104
F18	Maryland (13/-)	H	W	90-83
F21	South Carolina (13/4)	H	L	62-79
F25	Virginia Tech (19/-)	H	W	98-70
F28	Duke (19/-)	A	L	83-91

ACC Tournament

M5	Virginia	CHAR	L	93-95
----	----------	------	---	-------

National Invitation Tournament

M14	Manhattan	NYC	L	90-95
-----	-----------	-----	---	-------

1970-71

Record: 26-6 (H: 9-0, A: 4-4, N: 13-2)

ACC 11-3, Regular-Season Champion, NIT Champion

Coach: Dean Smith

D1	East Tennessee State	H	W	109-79
D5	William & Mary	A	W	101-72
D12	Creighton	CHAR	W	106-86
D15	Virginia	H	W	80-75

Big Four Tournament

D18	NC State (20/-)	GBO	L	70-82
D19	Duke (20/-)	GBO	W	83-81
D22	Utah (20/-)	A	L	86-105
D29	Penn State (17/-)	GBO	W	73-57
D30	Northwestern	GBO	W	98-74
J2	Tulane	CHAR	W	101-79
J4	South Carolina (-/2)	H	W	79-64
J9	Duke (20/-)	H	W	79-74
J14	Clemson (15/-)	H	W	92-72
J16	Wake Forest (15/-)	A	L	84-96
J30	Maryland (20/-)	H	W	105-79
F4	Wake Forest (16/-)	H	W	93-75
F8	NC State (16/-)	A	W	65-63

North-South Doubleheader


F12	Georgia Tech (11/-)	CHAR	W	87-58
F13	Clemson (11/-)	CHAR	W	86-48
F17	Maryland (8/-)	A	W	100-76
F20	South Carolina (8/7)	A	L	66-72
F22	Florida State (8/-)	H	W	70-61
F27	Virginia (13/-)	A	W	75-74
M3	NC State (12/-)	H	W	97-81
M6	Duke (12/-)	A	L	83-92

ACC Tournament

M11	Clemson (13/-)	GBO	W	76-41
M12	Virginia (13/-)	GBO	W	78-68
M13	South Carolina (13/6)	GBO	L	51-52

National Invitation Tournament

M20	Massachusetts (13/-)	NYC	W	90-49
M22	Providence (13/-)	NYC	W	86-79
M25	Duke (13/-)	NYC	W	73-67
M27	Georgia Tech (13/-)	NYC	W	84-66



GEORGE KARL
1970-73

1971-72

Record: 26-5 (H: 9-0, A: 4-4, N: 13-1)

ACC 9-3, Regular-Season & Tournament Champion
NCAA Final Four

Coach: Dean Smith

D2	Rice (2/-)	H	W	127-69
D4	Pittsburgh (2/-)	A	W	90-75
D6	Princeton (2/-)	A	L	73-89
D11	Virginia Tech (3/-)	H	W	93-60

Big Four Tournament

D17	Wake Forest (4/-)	GBO	W	99-76
D18	NC State (4/-)	GBO	W	99-68
D27	Harvard (4/-)	CHAR	W	96-78

Sugar Bowl Tournament

D29	St. Joseph's (4/-)	NO	W	93-77
D30	Bradley (4/-)	NO	W	75-69
J8	Furman (3/-)	H	W	118-66
J12	Clemson (3/-)	A	W	81-61
J15	Virginia (3/8)	A	W	85-79
J19	Wake Forest (3/-)	H	W	92-77
J22	Duke (3/-)	A	L	74-76
J29	Maryland (3/18)	H	W	92-72
F3	Wake Forest (4/-)	A-GBO	W	71-59
F7	NC State (4/-)	H	W	101-78

North-South Doubleheader

F11	Clemson (3/-)	CHAR	W	73-50
F12	Georgia Tech (3/-)	CHAR	W	118-73
F16	Maryland (3/19)	A	L (OT)	77-79
F19	Notre Dame (3/-)	NYC	W	99-74
F23	Georgia Tech (5/-)	H	W	87-66
F26	Virginia (5/13)	H	W	91-78
F29	NC State (5/-)	A	L	84-85
M4	Duke (3/-)	H	W	93-69

ACC Tournament

M10	Duke (3/-)	GBO	W	63-48
M11	Maryland (3/13)	GBO	W	73-64

NCAA East Regional

M16	South Carolina (2/6)	MOR	W	92-69
M18	Pennsylvania (2/3)	MOR	W	73-59

NCAA Final Four

M23	Florida State (2/10)	LA	L	75-79
M25	Louisville (2/4)	LA	W	105-91



WALTER DAVIS
1973-77

1972-73

Record: 25-8 (H: 6-3, A: 4-2, N: 15-3)
ACC 8-4, 2nd Place; NIT Semifinalist
Coach: Dean Smith

N25 St. Thomas (Fla.)	H	W	107-62
D2 Pittsburgh	H	W	99-70
D5 Dartmouth	GBO	W	128-86
D9 Virginia Tech (13/-)	CHAR	W	96-82
D11 Kentucky (13/8)	LOU	W	78-70

Big Four Tournament

D15 Duke (11/-)	GBO	W	91-86
D16 NC State (11/6)	GBO	L	61-68
D22 California (13/-)	A	W	64-61

Rainbow Classic

D28 Utah (11/-)	HON	W	73-61
D29 Washington (11/-)	HON	W	89-72
D30 Louisville (11/-)	HON	W	89-86
J4 Furman (9/-)	CHAR	W	100-67
J6 Nebraska (9/-)	GBO	W	79-62
J10 Clemson (7/-)	H	W	92-58
J17 Wake Forest (4/-)	A-GBO	W	99-80
J20 Duke (4/-)	H	W	82-71
J25 Virginia (3/-)	H	L	78-84
J27 Maryland (3/4)	A	L	88-94
J31 Wake Forest (8/-)	H	W	69-51
F5 NC State (8/2)	A	L	73-76

North-South Doubleheader

F9 Georgia Tech (6/-)	CHAR	W	107-72
F10 Clemson (6/-)	CHAR	W	84-69
F14 Maryland (6/10)	H	W	95-85
F17 Florida State (6/-)	NYC	W	91-79
F21 Miami (Ohio) (6/-)	H	L	92-102
F24 Virginia (6/-)	A	W	76-68
F27 NC State (6/2)	H	L	78-82
M3 Duke (7/-)	A	W	72-70

ACC Tournament

M8 Wake Forest (8/-)	GBO	L (OT)	52-54
----------------------	-----	--------	-------

National Invitation Tournament

M17 Oral Roberts (11/-)	NYC	W	82-65
M20 Massachusetts (11/-)	NYC	W	73-63
M24 Notre Dame (11/-)	NYC	L	71-78
M25 Alabama (11/-)	NYC	W	88-69

1973-74

Record: 22-6 (H: 9-1, A: 5-2, N: 8-3)
ACC 9-3, Tied 2nd Place; NIT Participant
Coach: Dean Smith

D1 Houston (5/14)	GBO	W	97-74
D5 California (5/-)	H	W	74-70
D8 Vermont (5/-)	H	W	103-48
D10 Kentucky (5/10)	GBO	W	101-84
D15 East Tennessee State (5/-)	H	W	81-63
D20 Virginia Tech (4/-)	CHAR	W	83-78
D28 St. Thomas (Fla.) (4/-)	A	W	112-72

Big Four Tournament

J4 NC State (4/5)	GBO	L	77-78
J5 Duke (4/-)	GBO	W	84-75
J9 Clemson (5/-)	A	W	102-90
J12 Virginia (5/-)	A	W	87-75
J16 Wake Forest (5/-)	H	W	95-78
J19 Duke (5/-)	A	W	73-71
J22 NC State (5/3)	H	L	80-83
J26 Maryland (4/5)	H	W	82-73
J30 Wake Forest (4/-)	A	W	77-67
F2 Clemson (4/-)	H	W	61-60

North-South Doubleheader

F8 Furman (4/-)	CHAR	W	95-69
F9 Georgia Tech (4/-)	CHAR	W	112-70
F13 Maryland (4/6)	A	L	80-91
F16 Florida State (4/-)	GBO	W	104-85
F20 Miami (Ohio) (6/-)	H	W	83-69
F23 Virginia (6/-)	H	W	94-61
F26 NC State (6/1)	A	L	72-83
M2 Duke (4/-)	H	W (OT)	96-92

ACC Tournament

M7 Wake Forest (6/-)	GBO	W	76-62
M8 Maryland (6/4)	GBO	L	85-105

National Invitation Tournament

M16 Purdue (8/-)	NYC	L	71-82
------------------	-----	---	-------

1974-75

Record: 23-8 (H: 9-1, A: 6-3, N: 8-4)
ACC 8-4, Tied 2nd Place, Tournament Champion; NCAA Final 16
Coach: Dean Smith

N30 St. Thomas (Fla.) (11/-)	H	W	101-74
D4 East Tennessee State (9/-)	H	W	93-71
D7 Houston (9/20)	A	W	96-87
D9 Kentucky (9/15)	LOU	L	78-90
D21 Yale (10/-)	A	W	70-53
D28 Utah (8/-)	GBO	W	94-91

Big Four Tournament

J3 Duke (8/-)	GBO	L (OT)	96-99
J4 NC State (8/1)	GBO	L	67-82
J9 Clemson (15/-)	H	W	74-72
J11 Howard (15/-)	H	W	109-67
J15 Wake Forest (14/-)	A	W	80-78
J18 NC State (14/4)	A	L (OT)	85-88
J22 Virginia (14/-)	H	W	85-70
J25 Maryland (14/2)	A	W	69-66
J29 Wake Forest (10/-)	H	W	101-91
F1 Clemson (10/-)	A	L	72-80
F3 South Florida (10/-)	H	W	79-72

North-South Doubleheader

F7 Furman (12/-)	CHAR	W	86-81
F8 Georgia Tech (12/-)	CHAR	W	111-81
F12 Duke (11/-)	H	W	78-70
F15 Maryland (11/3)	H	L	74-96
F17 Virginia Tech (11/-)	A	W	87-75
F22 Virginia (13/-)	A	L	62-65
F25 NC State (13/7)	H	W	76-74
M1 Duke (14/-)	A	W	74-70

ACC Tournament

M6 Wake Forest (12/-)	GBO	W(OT)	101-100
M7 Clemson (12/14)	GBO	W(OT)	76-71
M8 NC State (12/8)	GBO	W	70-66

NCAA East Regional

M15 New Mexico State (7/-)	CHAR	W	93-69
M20 Syracuse (6/20)	PROV	L	76-78
M22 Boston College (6/-)	PROV	W	110-90

1975-76

Record: 25-4 (H: 8-1, A: 11-0, N: 6-3)
ACC 11-1, Regular-Season Champion
NCAA Tournament Participant
Coach: Dean Smith

N29 Howard (5/-)	H	W	115-75
D4 Seton Hall (4/-)	NYC	W	75-63
D6 Virginia Tech (4/-)	H	W	88-75
D8 Kentucky (4/7)	CHAR	W	90-77
D20 East Tennessee State (4/-)	A	W	104-67
D22 South Florida (4/-)	A	W	70-64

Big Four Tournament

J2 Wake Forest (3/-)	GBO	L	83-95
J3 Duke (3/-)	GBO	W	77-74
J5 Yale (3/-)	H	W	81-42
J7 Clemson (6/-)	A	W	83-64
J10 Virginia (6/-)	A	W	85-82
J14 Wake Forest (7/5)	H	W	99-74
J17 Duke (7/-)	A	W	89-87
J18 NC State (7/13)	H	L	67-68
J25 Maryland (5/2)	H	W (OT)	95-93
J28 Wake Forest (4/-)	A	W (OT)	88-85
J31 Clemson (4/-)	H	W	79-64
F4 Detroit Mercy (4/-)	A	W	91-76

North-South Doubleheader

F6 Georgia Tech (4/-)	CHAR	W	79-74
F7 Furman (4/-)	CHAR	W	97-64
F11 Maryland (3/4)	A	W	81-69
F14 Tulane (3/-)	A	W (4OT)	113-106
F18 Miami (Ohio) (3/-)	A	W	77-75
F21 Virginia (3/-)	H	W	73-71
F24 NC State (3/15)	A	W	91-79
F28 Duke (4/-)	H	W	91-71

ACC Tournament

M5 Clemson (4/-)	MD	W	82-74
M6 Virginia (4/-)	MD	L	62-67

NCAA Mid-east Regional

M13 Alabama (5/8)	DAY	L	64-79
-------------------	-----	---	-------

1976-77

Record: 28-5 (H: 7-1, A: 5-2, N: 16-2)
ACC 9-3, Regular-Season & Tournament Champion
NCAA Finalist
Coach: Dean Smith

Big Four Tournament

N26 NC State (3/15)	GBO	W	78-66
N27 Wake Forest (3/-)	GBO	L (OT)	96-97
D1 Marshall (9/-)	H	W	90-70
D6 Michigan State (9/-)	A	W	81-58
D11 Virginia Tech (12/-)	ROA	W	81-77
D20 BYU (11/-)	H	W	113-93

Far West Classic

D27 Oral Roberts (10/-)	PORT	W	100-84
D29 Oregon (9/-)	PORT	W	86-60
D30 Weber State (9/-)	PORT	W	75-54
J5 Clemson (6/16)	GBO	W	91-63
J8 Virginia (6/-)	H	W	91-67
J13 Wake Forest (5/7)	A	W	77-75
J15 Duke (5/-)	H	W	77-68
J19 NC State (4/-)	A	L	73-75
J22 Maryland (4/13)	A	W	71-68
J26 Wake Forest (4/10)	H	L	66-67
J29 Clemson (4/19)	A	L	73-93

North-South Doubleheader

F4 Georgia Tech (13/-)	CHAR	W	98-74
F5 Furman (13/-)	CHAR	W	88-71
F9 Maryland (14/-)	H	W	97-70
F12 Tulane (14/-)	GBO	W	106-94
F16 South Florida (13/-)	H	W	100-65
F20 Virginia (13/-)	A	W	66-64
F23 NC State (9/-)	H	W	90-73
F26 Duke (9/-)	A	W	84-71
F27 Louisville (9/10)	CHAR	W	96-89

ACC Tournament

M4 NC State (6/-)	GBO	W	70-56
M5 Virginia (6/-)	GBO	W	75-69

NCAA East Regional

M12 Purdue (4/-)	RAL	W	69-66
M17 Notre Dame (5/10)	CP	W	79-77
M19 Kentucky (5/13)	CP	W	79-72

NCAA Final Four

M26 UNLV (5/4)	ATL	W	84-83
M28 Marquette (5/7)	ATL	L	59-67



**DAVE COLESCOTT
1976-80**

1977-78

Record: 23-8 (H: 10-0, A: 4-5, N: 9-3)
ACC 9-3, Regular-Season Champion
NCAA Tournament Participant
Coach: Dean Smith

N26 Oregon State (1/-)	CHAR	W	94-63
N30 Oregon State (2/-)	H	W	90-64

Big Four Tournament

D2 Duke (2/-)	GBO	W	79-66
D3 NC State (2/-)	GBO	W	87-82
D7 William & Mary (2/-)	A	L	75-78
D10 Rochester (2/-)	H	W	101-43
D17 Cincinnati (5/6)	GBO	W	67-59
D23 Tulane (3/-)	A	W	108-103

Rainbow Classic

D28 Brigham Young (2/-)	HON	W	94-81
D29 Texas Tech (2/-)	HON	W	88-76
D30 Stanford (2/-)	HON	W	92-61
J4 Clemson (2/-)	A	W (OT)	79-77
J7 Virginia (2/13)	A	W	76-61
J14 Duke (2/-)	A	L	84-92
J15 Wake Forest (2/-)	H	W	71-69
J18 NC State (5/-)	H	W	69-64
J21 Maryland (5/-)	H	W	85-71
J26 Wake Forest (3/-)	A	L	62-71
J28 Clemson (3/-)	H	W	98-64
J30 Mercer (3/-)	H	W	73-70

North-South Doubleheader

F3 Furman (6/-)	CHAR	L	83-89
F4 Virginia Tech (6/-)	CHAR	W	101-88
F8 Maryland (7/-)	A	W	66-64
F11 Rutgers (7/-)	NYC	W	74-57
F12 Providence (7/20)	A	L	59-61
F15 Kent (11/-)	H	W	92-59
F18 Virginia (11/-)	H	W	71-54
F23 NC State (8/-)	A	L	67-72
F25 Duke (8/13)	H	W	87-83

ACC Tournament

M2 Wake Forest (10/-)	GBO	L	77-82
-----------------------	-----	---	-------

NCAA West Regional

M11 San Francisco (11/20)	TEMPE	L	64-68
---------------------------	-------	---	-------

1978-79

Record: 23-6 (H: 9-0, A: 5-3, N: 9-3)
ACC 9-3, Regular-Season & Tournament Champion
NCAA Tournament Participant
Coach: Dean Smith

N29 Northwestern (14/-)	A	W	97-67
-------------------------	---	---	-------

Big Four Tournament

D1 Wake Forest (14/-)	GBO	W	73-55
-----------------------	-----	---	-------

D2 Duke (14/1)	GBO	L	68-78
D4 Detroit Mercy (14/-)	H	W	93-76
D9 Jacksonville (14/-)	H	W	85-56
D16 Michigan State (13/3)	H	W	70-69
D22 Cincinnati (6/-)	A	W	62-59

Kodak Classic

D29 Dartmouth (5/-)	ROCH	W	86-67
D30 Niagara (5/-)	ROCH	W	121-69
J3 Clemson (5/-)	GBO	W	90-68
J6 Virginia (3/-)	H	W (2OT)	86-74
J10 Wake Forest (3/-)	A	L	56-59
J13 Duke (3/7)	H	W	74-68
J14 Arkansas (3/10)	GBO	W	63-57
J17 NC State (2/14)	A	W	70-69
J20 Maryland (2/19)	A	W	54-53
J25 Wake Forest (2/-)	H	W	76-69
J27 Clemson (2/-)	A	L	61-66

North-South Doubleheader

F2 Furman (4/-)	CHAR	L	70-83
F3 Virginia Tech (4/-)	CHAR	W (OT)	92-80
F7 Maryland (6/-)	H	W	76-67
F10 Providence (6/-)	CHAR	W	89-55
F14 William & Mary (4/-)	H	W	85-60
F17 Virginia (4/-)	A	W	66-57
F22 NC State (4/-)	H	W	71-56
F24 Duke (4/6)	A	L	40-47

ACC Tournament

M2 Maryland (7/-)	GBO	W	102-79
M3 Duke (7/5)	GBO	W	71-63

NCAA East Regional

M11 Pennsylvania (3/-)	RAL	L	71-72
------------------------	-----	---	-------

1979-80

Record: 21-8 (H: 8-1, A: 5-4, N: 8-3)
ACC 9-5, Tied 2nd Place
NCAA Tournament Participant
Coach: Dean Smith

Big Four Tournament

N30 NC State (6/-)	GBO	W	97-84
D1 Duke (6/3)	GBO	L	74-86
D3 South Florida (6/-)	SP	W	93-62
D8 Cincinnati (8/-)	GBO	W	68-63
D15 Detroit Mercy (8/-)	H	W	90-72
D22 Indiana (8/5)	A	W	61-57
J2 Clemson (6/-)	A	L	76-93
J5 Virginia (6/13)	A	L	82-88
J7 Mercer (6/-)	A	W	81-63
J9 Wake Forest (15/-)	H	W	72-68
J12 Duke (15/1)	A	W	82-67
J14 Georgia Tech (15/-)	GBO	W	54-53
J16 NC State (9/16)	H	W	67-64
J20 Maryland (9/-)	H	L	86-92
J23 Wake Forest (13/-)	A	W	73-61
J26 Clemson (13/12)	H	W	73-70
J29 William & Mary (13/-)	H	W	71-61

North-South Doubleheader

F1 The Citadel (11/-)	CHAR	W	51-40
F2 Furman (11/-)	CHAR	W	75-63
F4 Yale (11/-)	H	W	85-74
F7 Maryland (11/7)	A	L	69-70
F11 Georgia Tech (11/-)	A	W	60-50
F14 Rutgers (11/-)	NYC	W (OT)	73-70
F16 Virginia (11/-)	H	W	68-51
F20 NC State (8/-)	A	L	50-63
F23 Duke (8/17)	H	W	96-71

ACC Tournament

F28 Wake Forest (10/-)	GBO	W	75-62
F29 Duke (10/-)	GBO	L	61-75

NCAA Midwest Regional

M9 Texas A&M (15/-)	DTX	L (2OT)	61-78
---------------------	-----	---------	-------

1980-81

Record: 29-8 (H: 7-2, A: 8-2, N: 14-4)
ACC 10-4, 2nd Place, Tournament Champion
NCAA Finalist
Coach: Dean Smith

Great Alaska Shootout

N28 Alaska-Anchorage (13/-)	A	W	69-50
N29 Georgetown (13/16)	AN	W	83-71
N30 Arkansas (13/20)	AN	W	64-58
D2 Mercer (13/-)	H	W	89-74

Big Four Tournament

D5 Duke (10/-)	GBO	W	78-76
D6 Wake Forest (10/-)	GBO	L	71-82

D13 South Florida (10/-)	GBO	W	73-64
D20 Indiana (8/11)	H	W	65-56
D22 Rutgers (8/-)	CHAR	W	71-64

Winston Tire Holiday Classic

D29 Louisville (6/-)	LA	W	86-64
D30 Minnesota (6/-)	LA	L	60-76
J3 Kansas (6/-)	KC	L	55-56
J7 Maryland (16/8)	H	W	75-66
J10 Virginia (16/3)	A	L	57-63
J14 NC State (17/-)	H	W	73-70
J17 Duke (17/-)	H	W	80-65
J22 Wake Forest (17/3)	A	W	74-60
J24 Georgia Tech (17/-)	H	W	100-60
J28 Clemson (12/-)	A	W	61-47
J31 NC State (12/-)	A	W	57-54
F3 Virginia (12/1)	H	L (2OT)	79-80

North-South Doubleheader

F6 St. Joseph's (11/-)	CHAR	W	87-64
F7 Furman (11/-)	CHAR	W	79-64
F11 Wake Forest (10/7)	H	L	68-84
F15 Maryland (10/19)	A	W	76-63
F18 William & Mary (13/-)	A	W	81-55
F21 Clemson (13/-)	H	W	75-61
F25 Georgia Tech (11/-)	A	W	76-51
F28 Duke (11/-)	A	L (OT)	65-66

ACC Tournament

M5 NC State (12/-)	MD	W	69-54
M6 Wake Forest (12/11)	MD	W	58-57
M7 Maryland (12/20)	MD	W	61-60

1981 NCAA West Regional

M15 Pittsburgh (6/-)	EP	W	74-57
M19 Utah (6/14)	A	W	61-56
M21 Kansas State (6/-)	SLC	W	82-68

NCAA Final Four

M28 Virginia (6/5)	PHI	W	78-65
M30 Indiana (6/9)	PHI	L	50-63

1981-82

Record: 32-2 (H: 9-1, A: 7-1, N: 16-0)
ACC 12-2, Regular-Season & Tournament Champion
NCAA Champion
Coach: Dean Smith

N28 Kansas (1/-)	CHAR	W	74-67
N30 Southern California (1/-)	GBO	W	73-62
D3 Tulsa (1/9)	H	W	78-70
D12 South Florida (1/-)	H	W	75-39
D19 Rutgers (1/-)	NYC	W	59-36
D26 Kentucky (1/2)	ERNJ	W	82-69

Cable Car Classic

D28 Penn State (1/-)	SC	W (OT)	56-50
D29 Santa Clara (1/-)	A	W	76-57
J4 William & Mary (1/-)	H	W	64-40
J6 Maryland (1/-)	A	W	66-50
J9 Virginia (1/2)	H	W	65-60
J13 NC State (1/12)	A	W	61-41
J16 Duke (1/-)	A	W	73-63
J21 Wake Forest (1/-)	H	L	48-55
J23 Georgia Tech (1/-)	A	W	66-54
J27 Clemson (2/-)	H	W	77-72
J30 NC State (2/17)	H	W	58-44
F3 Virginia (2/3)	A	L	58-74

North-South Doubleheader

F5 Furman (2/-)	CHAR	W	96-69
F6 The Citadel (2/-)	CHAR	W	67-46
F11 Maryland (2/-)	H	W	59-56
F14 Georgia (2/-)	GBO	W	66-57
F17 Wake Forest (2/14)	A-GBO	W	69-51
F20 Clemson (2/-)	A	W	55-49
F24 Georgia Tech (2/-)	H	W	77-54
F27 Duke (2/-)	H	W	84-66

ACC Tournament


M5 Georgia Tech (1/-)	GBO	W	55-39
M6 NC State (1/-)	GBO	W	58-46
M7 Virginia (1/3)	GBO	W	47-45

NCAA East Regional

M13 James Madison (1/-)	CHAR	W	52-50
M19 Alabama (1/13)	RAL	W	74-69
M21 Villanova (1/-)	RAL	W	70-60

NCAA Final Four

M27 Houston (1/-)	NO	W	68-63
M29 Georgetown (1/6)	NO	W	63-62



MATT DOHERTY
1980-84

1982-83

Record: 28-8 (H: 8-1, A: 6-3, N: 14-4)
ACC 12-2, Regular-Season Champion
NCAA Final Eight
Coach: Dean Smith

N20 St. John's (3/19)	SPR	L (OT)	74-78
N27 Missouri (3/15)	STL	L	60-64
N30 Tulane (3/-)	H	W (3OT)	70-68
D4 LSU (15/-)	ERNJ	W	47-43
D11 Santa Clara (17/-)	GBO	W	79-56

Oil City Classic

D17 Tulsa (17/-)	A	L	74-84
D18 Texas-Pan American (17/-)	TUL	W	106-50
D21 Chattanooga (17/-)	A	W	73-66

Rainbow Classic

D28 Texas Tech	HON	W	79-47
D29 Oklahoma	HON	W	77-69
D30 Missouri (-/12)	HON	W	73-58
J5 Rutgers (18/-)	GBO	W	86-69
J8 Syracuse (18/9)	CHAR	W	87-64
J12 Maryland (11/-)	H	W	72-71
J15 Virginia (11/2)	A	W	101-95
J19 NC State (3/-)	H	W	99-81
J22 Duke (3/-)	H	W	103-82
J24 Georgia State (3/-)	H	W	95-55
J27 Wake Forest (3/19)	A-GBO	W	80-78
J29 Georgia Tech (3/-)	GBO	W	72-65
F2 Clemson (1/-)	A	W	84-81

North-South Doubleheader

F4 The Citadel (1/-)	CHAR	W	81-36
F5 Furman (1/-)	CHAR	W	78-43
F10 Virginia (1/3)	H	W	64-63
F13 Villanova (1/12)	H	L	53-56
F16 Maryland (3/-)	A	L	94-106
F19 NC State (3/-)	A	L	63-70
F24 Wake Forest (11/-)	H	W	100-85
F27 Clemson (11/-)	H	W	93-80
M2 Georgia Tech (8/-)	A	W	85-73
M5 Duke (8/-)	A	W	105-81

ACC Tournament

M11 Clemson (5/-)	ATL	W	105-79
M12 NC State (5/-)	ATL	L (OT)	84-91

NCAA East Regional

M19 James Madison (8/-)	GBO	W	68-49
M25 Ohio State (8/-)	SYR	W	64-51
M27 Georgia (8/18)	SYR	L	77-82

1983-84

Record: 28-3 (H: 9-0, A: 9-0, N: 10-3)
ACC 14-0, Regular-Season Champion
NCAA Final 16
Coach: Dean Smith

N26 Missouri (1/-)	GBO	W	64-57
N28 Chattanooga (1/-)	H	W	85-63

Stanford Invitational

D2 Fordham (2/-)	STAN	W	73-56
D3 Stanford (2/-)	A	W	88-75
D10 Syracuse (1/-)	A	W	87-64
D21 Dartmouth (1/-)	H	W	103-58

ECAC Holiday Festival

D27 Iona (1/-)	NYC	W	74-61
D29 St. John's (1/8)	NYC	W	64-51
J5 Boston Univ. (1/-)	CHAR	W	87-54
J7 NC State (1/12)	A	W	81-60
J12 Maryland (1/5)	A	W	74-62
J14 Wake Forest (1/12)	A-GBO	W	70-62
J18 Virginia (1/-)	H	W	69-66
J21 Duke (1/-)	A	W	78-73
J25 Wake Forest (1/17)	H	W	100-63
J28 Georgia Tech (1/-)	H	W	73-61
J29 LSU (1/10)	H	W	90-79
F1 Clemson (1/-)	GBO	W	97-75

North-South Doubleheader

F3 Furman (1/-)	CHAR	W	83-48
F4 The Citadel (1/-)	CHAR	W	76-60
F9 Virginia (1/-)	A	W	85-72
F12 Arkansas (1/-)	PBA	L	64-65
F18 NC State (1/-)	H	W	95-71
F19 Maryland (1/-)	H	W	78-63
F26 Clemson (1/-)	A	W	82-71
F29 Georgia Tech (1/-)	A	W	69-56
M3 Duke (1/15)	H	W (2OT)	96-83

1984 ACC Tournament

M9 Clemson (1/-)	GBO	W	78-66
M10 Duke (1/16)	GBO	L	75-77

1984 NCAA East Regional

M17 Temple (1/20)	CHAR	W	77-66
M22 Indiana (1/-)	ATL	L	68-72

1984-85

Record: 27-9 (H: 7-2, A: 8-3, N: 12-4)
ACC 9-5, Regular-Season Champion
NCAA Final Eight
Coach: Dean Smith

N25 Fordham	CHAR	W	81-65
D2 Boston University (19/-)	A	W	89-72
D3 Howard (19/-)	H	W	77-63
D8 Oral Roberts (16/-)	H	W	87-65
D15 Wake Forest (13/-)	A-GBO	W	79-73

Suntory Bowl

D21 Wichita State (10/-)	OS	W	80-69
D23 Arizona State (10/-)	TOK	W	85-66

Hawaii Pacific Invitational


D29 Hawaii Pacific (7/-)	A	W	88-69
D30 Missouri (7/-)	HON	L	76-81
J3 Stetson (9/-)	ORL	W	85-71
J5 Florida State (9/-)	MIA	W	78-69
J9 Maryland (5/-)	H	W	75-74
J12 Virginia (5/-)	A	W	65-61
J13 SMU (5/4)	GBO	L	82-84
J16 NC State (6/-)	H	W	86-76
J19 Duke (6/2)	H	L	77-93
J21 Jacksonville (6/-)	GBO	W	74-68
J27 Georgia Tech (8/16)	H	L	62-66
J30 Clemson (11/-)	A	L	50-52

North-South Doubleheader

F1 The Citadel (11/-)	CHAR	W	83-62
F2 Furman (11/-)	CHAR	W	77-55
F7 Virginia (15/-)	H	W	82-73
F10 LSU (15/-)	A	W	75-70
F13 Maryland (13/20)	A	W	60-54
F16 NC State (13/-)	A	L	76-85
F20 Wake Forest (13/-)	H	W	69-59
F23 Clemson (13/-)	H	W	84-50
F27 Georgia Tech (8/10)	A	L	62-67
M2 Duke (8/5)	A	W	78-68

ACC Tournament

M8 Wake Forest (6/-)	ATL	W (OT)	72-61
M9 NC State (6/18)	ATL	W	57-51
M10 Georgia Tech (6/9)	ATL	L	54-57



STEVE HALE
1982-86

1985 NCAA Southeast Regional

M14 Middle Tennessee State (7/-)	ND	W	76-57
M16 Notre Dame (7/-)	A	W	60-58
M22 Auburn (7/-)	BIR	W	62-56
M24 Villanova (7/-)	BIR	L	44-56

1985-86

Record: 28-6 (H: 11-1, A: 6-3, N: 11-2)
ACC 10-4, 3rd Place; NCAA Final 16
Coach: Dean Smith

N24 UCLA (2/-)	H	W	107-70
N26 Iona (2/-)	H	W	110-67

Great Alaska Shootout

N29 Missouri (1/-)	AN	W	84-63
N30 Purdue (1/-)	AN	W	73-62
D1 UNLV (1/16)	AN	W	65-60
D7 Rutgers (1/-)	GBO	W	114-71
D14 Ohio University (1/-)	H	W	99-57
D17 Jacksonville (1/-)	A	W	69-65
D20 Stanford (1/-)	H	W	89-55
D22 The Citadel (1/-)	CHAR	W	104-51

Orange Bowl Classic

D27 Manhattan (1/-)	MIA	W	129-45
D28 Brown (1/-)	MIA	W	115-63
D31 Florida State (1/-)	CHAR	W	109-64
J4 NC State (1/-)	H	W	90-79
J9 Fordham (1/-)	NYC	W	92-68
J11 Wake Forest (1/-)	A-GBO	W	89-65
J14 Maryland (1/-)	A	W	71-67
J18 Duke (1/3)	H#	W	95-92
J19 Marquette (1/-)	A	W	66-64
J25 Georgia Tech (1/4)	H	W	85-77
J26 Notre Dame (1/16)	H	W	73-61
J30 Virginia (1/-)	A	L	73-86
F1 Clemson (1/-)	H	W	85-67
F4 Georgia Tech (1/2)	A	W (OT)	78-77
F8 Wake Forest (1/-)	H	W	91-62
F12 Clemson (1/-)	A	W	79-64
F20 Maryland (1/-)	H	L (OT)	72-77
F23 NC State (1/20)	A	L	65-76
F26 Virginia (3/-)	H	W	85-79
M2 Duke (3/1)	A	L	74-82


ACC Tournament

M7 Maryland (4/-)	GBO	L	75-85
-------------------	-----	---	-------

NCAA West Regional

M13 Utah (8/-)	OG	W	84-72
M15 UAB (8/-)	OG	W	77-59
M20 Louisville (8/7)	HOU	L	79-94

first game in Dean E. Smith Center



**PETE
CHILCUTT
1987-91**

1986-87

Record: 32-4 (H: 13-0, A: 11-2, N: 8-2)
ACC 14-0, Regular-Season Champion
NCAA Final Eight
Coach: Dean Smith

Hawaii Thanksgiving Festival

N28 Hawai'i (1/-)	A	W	98-78
N29 Hawai'i Loa (1/-)	A	W	118-80
D1 UCLA (1/-)	A	L	84-89
D3 Stetson (1/-)	H	W	100-64
D6 Miami (1/-)	H	W	122-77
D13 Jacksonville (5/-)	H	W	98-69
D20 Illinois (4/5)	H	W	90-77
D22 Furman (4/-)	CHAR	W	95-65
D27 Kansas State (4/-)	KC	W	81-62

Dallas Morning News Classic

D29 Purdue (4/2)	DAL	W	94-81
D30 SMU (4/-)	A	W (OT)	88-86
J3 La Salle (4/-)	A	W	79-72
J8 Maryland (3/-)	H	W	98-65
J10 Duke (3/17)	A	W	85-77
J14 Virginia (3/-)	A	W	95-80
J18 NC State (3/17)	H	W	96-78
J22 Wake Forest (2/-)	A-GBO	W	79-53
J24 Georgia Tech (2/-)	H	W	92-55
J28 Clemson (1/14)	A	W	108-99
F1 Notre Dame (1/-)	A	L	58-60
F5 NC State (3/-)	A	W	96-79
F8 Virginia (3/-)	H	W (OT)	74-73
F11 Wake Forest (3/-)	H	W	94-85
F14 Maryland (3/-)	A	W	93-86
F15 Marquette (3/-)	H	W	83-74
F18 East Tennessee State (3/-)	H	W	118-65
F21 Clemson (3/10)	H	W	96-80
F26 Duke (2/17)	H	W	77-71
M1 Georgia Tech (2/-)	A	W	92-76

1987 ACC Tournament

M6 Maryland (2/-)	MD	W	82-63
M7 Virginia (2/-)	MD	W (2OT)	84-82
M8 NC State (2/-)	MD	L	67-68

NCAA East Regional

M12 Pennsylvania (2/-)	CHAR	W	113-82
M14 Michigan (2/-)	CHAR	W	109-97
M19 Notre Dame (2/18)	ERNJ	W	74-68
M21 Syracuse (2/10)	ERNJ	L	75-79

1987-88

Record: 27-7 (H: 9-2, A: 9-3, N: 9-2)
ACC 11-3, Regular-Season Champion
NCAA Final Eight
Coach: Dean Smith

Hall of Fame Game

N21 Syracuse (3/1)	SPR	W (OT)	96-93
--------------------	-----	--------	-------

Central Fidelity Holiday Classic

N27 Southern California (3/-)	RICH	W	82-77
N28 Richmond (3/-)	A	W	87-76
D3 Stetson (1/-)	H	W	86-74
D5 Vanderbilt (1/-)	A	L	76-78
D12 SMU (5/-)	H	W	90-74
D17 The Citadel (4/-)	CHAR	W	98-74
D19 Illinois (4/-)	A	W	85-74
D30 Nevada (4/-)	A	W	115-91
J2 UCLA (4/-)	A	W	80-73
J6 Fordham (4/-)	GBO	W (OT)	76-67
J9 La Salle (4/-)	H	W	96-82
J14 Maryland (2/-)	A	W	71-65
J16 Virginia (2/-)	H	W	87-62
J21 Duke (2/9)	H	L	69-70
J24 NC State (2/20)	A	W	77-73
J28 Wake Forest (3/-)	A-GBO	L	80-83
J30 Georgia Tech (3/-)	H	W	73-71
F4 Clemson (8/-)	A	W	88-64
F11 NC State (6/16)	H	W (OT)	75-73
F14 Virginia (6/-)	A	W	64-58
F17 Wake Forest (5/-)	H	W	80-62
F20 Maryland (5/-)	H	W	74-73
F21 Temple (5/1)	H	L	66-83
F28 Clemson (9/-)	H	W	88-52
M2 Georgia Tech (6/13)	A	W	97-80
M6 Duke (6/9)	A	L	81-96

ACC Tournament

M11 Wake Forest (9/-)	GBO	W	83-62
M12 Maryland (9/-)	GBO	W	74-64
M13 Duke (9/8)	GBO	L	61-65

NCAA West Regional

M17 North Texas (7/-)	SLC	W	83-65
M19 Loyola Marymount (7/15)	SLC	W	123-97
M25 Michigan (7/10)	SEA	W	78-69
M27 Arizona (7/2)	SEA	L	52-70

1988-89

Record: 29-8 (H: 12-2, A: 7-4, N: 10-2)
ACC 9-5, Tied 2nd Place, Tournament Champion NCAA Final 16
Coach: Dean Smith

Dodge Preseason NIT

N18 Chattanooga (6/-)	H	W	111-84
N20 Georgia (6/-)	H	W	99-91
N23 Missouri (5/13)	NYC	L	81-91
N25 Indiana (5/20)	NYC	W	106-92
N28 Stanford (5/-)	H	W	87-76

Diet Pepsi Tournament Of Champions

D2 Arizona (10/11)	CHAR^	W	79-72
D3 Missouri (10/8)	CHAR	W	76-60
D7 Vanderbilt (8/-)	H	W	89-77
D10 Richmond (8/-)	GBO	W	76-68
D19 UCLA (8/20)	H	W	104-78
D22 Towson State (8/-)	HER	W	102-74
D29 San Diego State (7/-)	A	W	103-92
J3 Pepperdine (7/-)	A	W	102-80
J5 DePaul (6/-)	A	W	87-67
J7 Iowa (6/9)	H	L	97-98
J11 Maryland (8/-)	H	W	88-72
J15 Virginia (8/-)	A	L	83-106
J18 Duke (13/1)	A	W	91-71
J21 NC State (13/15)	H	W	84-81
J25 Wake Forest (7/-)	A-GBO	W	88-74
J28 Georgia Tech (7/-)	H	W	92-85
F1 Clemson (3/-)	A	L	82-85
F9 NC State (6/17)	A	L	88-98
F12 Virginia (6/-)	H	W	85-67
F14 Old Dominion (6/-)	A	W	87-77
F16 Wake Forest (8/-)	H	W	99-76
F19 Maryland (8/-)	A	W	86-75
F21 Nevada (8/-)	H	W	109-86
F25 Clemson (5/-)	H	W	100-86
M1 Georgia Tech (5/-)	A	L	74-76
M5 Duke (5/9)	H	L	86-88

ACC Tournament

M10 Georgia Tech (9/-)	ATL	W	77-62
------------------------	-----	---	-------

M11 Maryland (9/-)	ATL	W	88-58
M12 Duke (9/7)	ATL	W	77-74

NCAA Southeast Regional

M17 Southern (5/-)	ATL	W	93-79
M19 UCLA (5/-)	ATL	W	88-81
M23 Michigan (5/10)	LEX	L	87-92

^ first game in "new" Charlotte Coliseum

1989-90

Record: 21-13 (H: 11-2, A: 3-6, N: 7-5)
ACC 8-6, Tied 3rd Place; NCAA Final 16
Coach: Dean Smith

Maui Classic

N24 James Madison (7/-)	MAUI	W	80-79
N25 Villanova (7/-)	MAUI	W	78-68
N26 Missouri (7/11)	MAUI	L	73-80
N30 Alabama (12/-)	A	L	93-101
D2 Central Florida (12/-)	H	W	92-42
D3 Towson State (12/-)	H	W	87-70

ACC-BIG EAST Challenge

D7 Georgetown (17/3)	ERNJ	L	81-93
D9 Iowa (17/-)	A	L	74-87
D16 DePaul	H	W	70-51
D23 Kansas State	CHAR	W	79-63
D27 Kentucky (24/-)	LOU	W	121-110

Mile High Classic

D29 Colorado State (24/-)	DEN	L	67-78
D30 Colorado (24/-)	DEN	W	106-101
J3 Old Dominion	H	W	90-78
J6 Pepperdine	H	W	95-69
J10 Maryland	A	L	88-98
J13 Virginia	H	W	92-70
J17 Duke (-/8)	H	W	79-60
J20 NC State (-/19)	A	W	91-81
J22 Wake Forest	H	W	73-61
J27 Clemson	H	W	83-60
F1 Georgia Tech (25/13)	A	L	75-102
F5 Miami (25/-)	H	W	87-74
F7 NC State	H	L	77-88
F11 Wake Forest	A	W	72-67
F14 Virginia	A	L	80-81
F17 Maryland	H	L	76-80
F24 Clemson (-/23)	A	L	61-69
F28 Georgia Tech (-/11)	H	W	81-79
M4 Duke (-/5)	A	W	87-75

ACC Tournament

M9 Virginia	CHAR	L (OT)	85-92
-------------	------	--------	-------

NCAA Midwest Regional

M15 SW Missouri State	AUS	W	83-70
M17 Oklahoma (-/1)	AUS	W	79-77
M22 Arkansas (-/7)	DAL	L	73-96

1990-91

Record: 29-6 (H: 11-2, A: 7-2, N: 11-2)
ACC 10-4, Tournament Champion
NCAA Final Four
Coach: Dean Smith

N24 San Diego State (5/-)	H	W	99-63
N27 Jacksonville (5/-)	H	W	104-61

Diet Pepsi Tournament Of Champions

N30 South Carolina (4/-)	CHAR	L	74-76
D1 Iowa State (4/-)	CHAR	W	118-93


ACC-BIG EAST Challenge

D6 Connecticut (10/14)	H	W	79-64
D10 Kentucky (10/25)	H	W	84-81
D15 Alabama (9/20)	H	W	95-79
D22 Purdue (8/-)	A	W	86-74

Red Lobster Classic

D29 DePaul (7/-)	ORL	W	90-75
D30 Stanford (7/-)	ORL	W	71-60
J3 Cornell (7/-)	A	W	108-64
J5 Notre Dame (7/-)	ERNJ	W	82-47
J9 Maryland (5/-)	H	W	105-73
J12 Virginia (5/13)	A	W (2OT)	89-86
J19 Duke (5/12)	A	L	60-74
J23 Wake Forest (7/-)	A	W	91-81
J27 Georgia Tech (7/-)	H	L	86-88
J31 Clemson (9/-)	A	W	90-77
F6 NC State (9/-)	A	L	91-97
F7 NC State (9/-)	H	W	92-70
F9 Virginia (9/11)	H	W	77-58
F13 Wake Forest (8/-)	H	W	85-70
F16 Maryland (8/-)	A	W	87-75

**DERRICK
PHELPS
1990-94**



F18	The Citadel (8/-)	H	W	118-50
F23	Clemson (6/-)	H	W	73-57
F28	Georgia Tech (4/-)	A	W	91-74
M3	Duke (4/8)	H	L	77-83

1991 ACC Tournament

M8	Clemson (7/-)	CHAR	W	67-59
M9	Virginia (7/-)	CHAR	W	76-71
M10	Duke (7/6)	CHAR	W	96-74

1991 NCAA East Regional

M15	Northeastern (4/-)	SYR	W	101-66
M17	Villanova (4/-)	SYR	W	84-69
M22	Eastern Michigan (4/-)	ERNJ	W	93-67
M24	Temple (4/-)	ERNJ	W	75-72

1991 NCAA Final Four

M30	Kansas (4/12)	INDY	L	73-79
-----	---------------	------	---	-------

1991-92

Record: 23-10 (H: 13-2, A: 5-5, N: 5-3)

ACC 9-7, 3rd Place; NCAA Final 16

Coach: Dean Smith

N24	The Citadel (8/-)	H	W	97-58
N27	Houston (6/-)	A	W	68-65
N30	Towson State (6/-)	H	W	98-88
D1	Cornell (6/-)	H	W	109-66

ACC-BIG EAST Challenge

D4	Seton Hall (5/6)	ERNJ	W	83-54
D7	Central Florida (5/-)	H	W	101-72
D15	Florida State (5/-)	H	L	74-86
D17	Jacksonville (9/-)	A	W	98-87
J2	Purdue (8/-)	H	W	78-50
J4	Colorado (8/-)	H	W	85-64
J9	Clemson (8/-)	H	W	103-69
J11	Notre Dame (8/-)	NYC	L	76-88
J13	Maryland (8/-)	H	W	96-76
J16	Wake Forest (14/-)	A	W	90-79
J19	Villanova (14/-)	H	W	76-64
J22	NC State (10/-)	A	L	88-99
J25	Virginia (10/-)	H	W	77-56
F2	Georgia Tech (11/20)	A	W	86-76
F5	Duke (9/1)	H	W	75-73
F8	Wake Forest (9/-)	H	W	80-78
F15	Clemson (6/-)	A	W	80-72
F19	Virginia (4/-)	A	L	73-86
F22	NC State (4/-)	H	L	94-99
F27	Florida St. (10/22)	A	L	96-110
M1	Maryland (10/-)	A	L	80-82
M4	Georgia Tech (16/-)	H	W	79-75
M8	Duke (16/1)	A	L	77-89

1992 ACC Tournament

M13	Wake Forest (20/-)	CHAR	W	80-65
M14	Florida State (20/18)	CHAR	W	80-76
M15	Duke (20/1)	CHAR	L	74-94

1992 NCAA Southeast Regional

M19	Miami (Ohio) (18/-)	CIN	W	68-63
M21	Alabama (18/13)	CIN	W	64-55
M27	Ohio State (18/3)	LEX	L	73-80

1992-93

Record: 34-4 (H: 12-0, A: 10-2, N: 12-2)

ACC 14-2, Regular-Season Champion

NCAA Champion

Coach: Dean Smith

D1	Old Dominion (7/-)	H	W	119-82
----	--------------------	---	---	--------

Diet Pepsi Tournament Of Champions

D4	South Carolina (7/-)	CHAR	W	108-67
D5	Texas (7/-)	CHAR	W	104-68
D9	Virginia Tech (5/-)	ROA	W	78-62
D13	Houston (5/-)	H	W	84-76
D20	Butler (5/-)	A	W	103-56
D22	Ohio State (5/-)	A	W	84-64

Rainbow Classic

D28	SW Louisiana (5/-)	HON	W	80-59
D29	Michigan (5/6)	HON	L	78-79
D30	Hawaii (5/-)	A	W	101-84
J4	Cornell (5/-)	H	W	98-60
J7	NC State (6/-)	A	W	100-67
J9	Maryland (6/-)	H	W	101-73
J13	Georgia Tech (5/8)	H	W	80-67
J16	Clemson (5/-)	A	W	82-72
J20	Virginia (3/7)	H	W	80-58
J24	Seton Hall (3/10)	A-ERNJ	W	70-66
J27	Florida State (3/19)	H	W	82-77
J30	Wake Forest (3/-)	A	L	62-88
F3	Duke (6/5)	A	L	67-81
F6	NC State (6/-)	H	W	104-58
F9	Maryland (6/-)	A	W	77-63
F14	Georgia Tech (6/-)	A	W	77-66
F17	Clemson (3/-)	H	W	80-67
F21	Virginia (3/23)	A	W	78-58
F23	Notre Dame (3/-)	H	W	85-56
F27	Florida State (3/6)	A	W	86-76
M3	Wake Forest (1/14)	H	W	83-65
M7	Duke (1/6)	H	W	83-69

ACC Tournament

M12	Maryland (1/-)	CHAR	W	102-66
M13	Virginia (1/-)	CHAR	W	74-56
M14	Georgia Tech (1/-)	CHAR	L	75-77

NCAA East Regional

M18	East Carolina (4/-)	W-S	W	85-65
M20	Rhode Island (4/-)	W-S	W	112-67
M26	Arkansas (4/12)	ERNJ	W	80-74
M28	Cincinnati (4/7)	ERNJ	W(OT)	75-68

NCAA Final Four

A3	Kansas (4/9)	NO	W	78-68
A5	Michigan (4/3)	NO	W	77-71

1993-94

Record: 28-7 (H: 14-1, A: 6-4, N: 8-2)

ACC 11-5, 2nd Place, Tournament Champion

NCAA 2nd Round

Coach: Dean Smith

Preseason NIT

N17	Western Kentucky (1/-)	H	W	101-87
N19	Cincinnati (1/22)	H	W	90-63
N24	Massachusetts (1/18)	NYC	L (OT)	86-91
N26	Minnesota (1/9)	NYC	W	90-76
D1	Hawaii (4/-)	H	W	92-77

Diet Pepsi Tournament Of Champions

D3	George Washington (4/22)	CHAR	W	87-62
D4	BYU (4/-)	CHAR	W	97-65
D9	Colorado State (2/-)	H	W	89-66
D18	Ohio State (2/-)	H	W	81-68
D20	Pittsburgh (2/-)	A	W	106-93
J2	Marshall (2/-)	H	W	116-62
J5	NC State (2/-)	H	W	88-58
J8	Maryland (2/-)	A	W	75-70
J12	Georgia Tech (1/17)	A	L	69-89
J15	Clemson (1/-)	H	W	106-62
J19	Virginia (4/-)	A	L	77-81
J22	LSU (4/-)	NO	W	88-65
J24	Butler (4/-)	H	W	104-64
J26	Florida State (4/-)	A	W	90-77

J30	Wake Forest (4/-)	H	W	85-61
F3	Duke (2/1)	H	W	89-78
F5	NC State (2/-)	A	W	77-64
F10	Maryland (1/-)	H	W	95-89
F12	Georgia Tech (1/-)	H	L	89-96
F17	Clemson (2/-)	A	L	69-77
F19	Virginia (2/-)	H	W	69-56
F23	Notre Dame (4/-)	A	W	80-71
F26	Florida State (4/-)	H	W	78-75
M2	Wake Forest (5/-)	A	L	61-68
M5	Duke (5/2)	A	W	87-77

ACC Tournament

M11	Florida State (4/-)	CHAR	W	83-69
M12	Wake Forest (4/-)	CHAR	W(OT)	86-84
M13	Virginia (4/-)	CHAR	W	73-66

NCAA East Regional

M18	Liberty (1/-)	MD	W	71-51
M20	Boston College (1/-)	MD	L	72-75

1994-95

Record: 28-6 (H: 12-1 A: 7-3 N: 9-2)

ACC 12-4, Tied 1st Place, Tournament Finalist

NCAA Final Four

Coach: Dean Smith

N26	Texas (2/-)	H	W	96-92
N29	Pittsburgh (2/-)	H	W	90-67

Diet Pepsi Tournament Of Champions

D2	South Carolina (2/-)	CHAR	W	95-58
D3	Cincinnati (2/10)	CHAR	W	86-76
D8	Villanova (1/24)	H	W	75-66
D17	VMI (1/-)	H	W	129-89
D22	Hawaii (1/-)	A	W	88-76
D29	Old Dominion (1/-)	A	W	98-79
D31	UNC Asheville (1/-)	H	W	95-77
J4	NC State (1/-)	A	L	70-80
J7	Maryland (1/7)	H	W	100-90
J11	Georgia Tech (4/22)	H	W	86-75
J14	Clemson (4/18)	A	W	83-66
J18	Virginia (3/18)	H	W	79-76
J21	Virginia Tech (3/-)	GBO	W	87-76
J25	Florida State (3/-)	H	W	100-70
J28	Wake Forest (3/16)	A	W	62-61
F2	Duke (2/-)	A	W(2OT)	102-100
F4	NC State (2/-)	H	W	82-63
F7	Maryland (1/8)	A	L	73-86
F12	Georgia Tech (1/18)	A	W	85-81
F16	Clemson (2/-)	H	W	66-39
F19	Virginia (2/16)	A	L	71-73
F25	Florida State (3/-)	A	W	80-78
F28	Wake Forest (2/9)	H	L	70-79
M4	Duke (2/-)	H	W	99-86

ACC Tournament

M10	Clemson (4/-)	GBO	W	78-62
M11	Maryland (4/10)	GBO	W(OT)	97-92
M12	Wake Forest (4/7)	GBO	L(OT)	80-82

NCAA Southeast Regional

M17	Murray State (4/-)	TAL	W	80-70
M19	Iowa State (4/24)	TAL	W	73-51
M23	Georgetown (4/22)	BIR	W	74-64
M25	Kentucky (4/2)	BIR	W	74-61

NCAA Final Four

A1	Arkansas (4/6)	SEA	L	68-75
----	----------------	-----	---	-------

1995-96

Record: 21-11 (H: 9-3, A: 7-5, N: 5-3)

ACC 10-6, 3rd Place; NCAA 2nd Round


Coach: Dean Smith

Maui Classic

N20	Vanderbilt (20/-)	MAUI	W	71-63
N21	Michigan State (20/-)	MAUI	W	92-70
N22	Villanova (20/3)	MAUI	L	75-77
N28	Richmond (17/-)	H	W	83-76

Diet Pepsi Tournament Of Champions

D1	Tulane (17/-)	CHAR	W	89-71
D2	Stanford (17/16)	CHAR	W	87-63
D7	Georgia (13/-)	H	W	85-74
D16	Dartmouth (10/-)	H	W	96-66
D20	Pittsburgh (11/-)	A	W	66-49
D28	UNC Asheville (11/-)	A	W	66-49
D30	Texas (11/-)	A	L	72-74
J4	NC State (16/-)	H	W	96-72
J6	Maryland (16/-)	A	W(OT)	88-86
J10	Georgia Tech (10/-)	A	L	77-80
J14	Clemson (10/16)	H	W	86-53



ADEMOLA OKULAJA
1995-99

J17	Virginia (10/-)	A	W	67-53
J20	Villanova (10/7)	A	L	56-76
J24	Florida State (11/-)	A	W	82-71
J27	Wake Forest (11/9)	H	W	65-59
J31	Duke (8/-)	H	W	73-72
F3	NC State (8/-)	A	L	75-78
F6	Maryland (12/-)	H	L	78-84
F10	Georgia Tech (12/-)	H	L (OT)	83-92
F14	Clemson (17/-)	A	W	53-48
F17	Virginia (17/-)	H	W	71-66
F22	VMI (17/-)	H	W	99-76
F24	Florida State (17/-)	H	L	80-84
F27	Wake Forest (19/13)	A	L	60-84
M3	Duke (19/-)	A	W	84-78

1996-97

Record: 28-7 (H: 11-1, A: 6-4, N: 11-2)
ACC 11-5, Tied 2nd Place, Tournament Champion
NCAA Final Four
Coach: Dean Smith

Hall of Fame Tip-Off Classic

N22	Arizona (7/19)	SPR	L	72-83
N25	Richmond (7/-)	H	W	86-75
N29	Pittsburgh (14/-)	H	W	82-61
D2	Bethune-Cookman (14/-)	H	W	106-62

Harris Teeter Pepsi Challenge

D6	Southern California (14/-)	CHAR	W	99-84
D7	South Carolina (14/-)	CHAR	W	86-75
D15	VMI (11/-)	A	W	105-61
D18	LSU (12/-)	GBO	W	67-48

Jimmy V Classic

D20	Massachusetts (12/-)	ERNJ	W	83-69
D22	Princeton (12/-)	A	W	69-60
J4	Wake Forest (11/2)	A	L	57-81
J8	Maryland (13/19)	H	L	75-85
J11	Virginia (13/-)	A	L	63-75
J15	NC State (22/-)	H	W	59-56
J18	Georgia Tech (22/-)	H	W	73-50
J22	Florida State (19/-)	A	L	71-84
J26	Clemson (19/2)	H	W	61-48
J29	Duke (19/12)	A	L	73-80
F1	Middle Tennessee St. (19/-)	H	W	99-49
F6	Florida State (20/-)	H	W	90-62
F8	Virginia (20/-)	H	W	81-57
F12	NC State (16/-)	A	W	45-44
F15	Georgia Tech (16/-)	A	W	72-68

F19	Wake Forest (12/4)	H	W	74-60
F22	Maryland (12/14)	A	W	93-81
F26	Clemson (8/12)	A	W	76-69
M2	Duke (8/7)	H	W	91-85

ACC Tournament

M7	Virginia (5/-)	GBO	W	78-68
M8	Wake Forest (5/8)	GBO	W	86-73
M9	NC State (5/-)	GBO	W	64-54

NCAA East Regional

M13	Fairfield (4/-)	W-S	W	82-74
M15	Colorado (4/24)	W-S	W	73-56
M21	California (4/-)	SYR	W	63-57
M23	Louisville (4/25)	SYR	W	97-74

NCAA Final Four

M29	Arizona (4/15)	INDY	L	58-66
-----	----------------	------	---	-------

1997-98

Record: 34-4 (H: 12-1, A: 9-2, N: 13-1)
ACC 13-3, 2nd Place, Tournament Champion
NCAA Final Four
Coach: Bill Guthridge

N14	Middle Tennessee St. (4/-)	H	W	84-56
N19	Richmond (4/-)	A	W	84-65
N22	California (4/-)	H	W	71-47

Carrs Great Alaska Shootout

N27	UCLA (4/7)	AN	W	109-68
N28	Seton Hall (4/-)	AN	W	95-65
N29	Purdue (4/6)	AN	W	73-69

DirectTV Great Eight Classic

D3	Louisville (3/-)	CHI	W	81-72
----	------------------	-----	---	-------

Harris Teeter Pepsi Challenge

D5	Chattanooga (3/-)	CHAR	W	68-38
D6	Virginia Tech (3/-)	CHAR	W	78-57
D13	Princeton (2/22)	H	W	50-42
D16	Hampton (1/-)	H	W	92-69
D20	Florida State (1/17)	A	W	81-73
D27	Georgia (1/-)	A	W (OT)	82-80
D29	Bethune-Cookman (1/-)	A	W	97-46
J3	Clemson (1/21)	A	W	73-70
J8	Georgia Tech (1/-)	H	W	96-75
J10	Virginia (1/-)	H	W	81-73
J14	Maryland (1/-)	A	L (OT)	83-89
J17	Appalachian State (1/-)	H	W	96-63
J21	NC State (2/-)	A	W	74-60
J24	Florida State (2/20)	H	W	103-55
J28	Clemson (2/-)	H	W	88-79
J31	Wake Forest (2/-)	A	W	79-73
F5	Duke (2/1)	H	W	97-73
F8	Georgia Tech (2/-)	A	W (2OT)	107-100
F11	Virginia (1/-)	A	W	60-45
F14	Maryland (1/24)	H	W	85-67
F21	NC State (1/-)	H	L	72-86
F24	Wake Forest (3/-)	H	W	72-53
F28	Duke (3/1)	A	L	75-77

ACC Tournament

M6	NC State (4/-)	GBO	W	73-46
M7	Maryland (4/20)	GBO	W (OT)	83-73
M8	Duke (4/1)	GBO	W	83-68

NCAA East Regional

M12	Navy (1/-)	HTF	W	88-52
M14	UNC Charlotte (1/-)	HTF	W (OT)	93-83
M19	Michigan State (1/16)	GBO	W	73-58
M21	Connecticut (1/6)	GBO	W	75-64

NCAA Final Four

M28	Utah (1/7)	SA	L	59-65
-----	------------	----	---	-------

1998-99

Record: 24-10 (H: 12-2, A: 7-5, N: 5-3)
ACC 10-6, 3rd Place, Tournament Finalist
NCAA West 1st Round
Coach: Bill Guthridge

N13	Appalachian State (11/-)	H	W	87-64
-----	--------------------------	---	---	-------

Preseason NIT

N16	Florida International (10/-)	H	W	65-44
N18	Georgia (10/-)	H	W	65-58
N23	Hampton (9/-)	A	W	86-75

Preseason NIT

N25	Purdue (9/14)	NYC	W	54-47
N27	Stanford (9/3)	NYC	W	57-49
N30	Middle Tennessee St. (3/-)	A	W	75-54

Food Lion MVP Classic

D4	Old Dominion (3/-)	CHAR	W	63-61
D5	College of Charleston (3/-)	CHAR	L	64-66
D8	Buffalo (7/-)	H	W	98-49



KRIS LANG
1998-2002

D12	UNC Charlotte (7/-)	H	W (OT)	75-73
D17	Louisville (7/-)	H	W	77-72
D19	Dartmouth (7/-)	A	W	82-68
D22	Georgia Tech (7/-)	A	L	64-66
D29	California (9/-)	A-OAK	L	71-78
J2	Clemson (9/14)	H	W	69-53
J6	Florida State (11/-)	A	W	72-54
J13	Maryland (9/5)	H	L	76-89
J16	NC State (9/-)	A	W	59-56
J21	Virginia (10/-)	H	W	71-47
J23	Wake Forest (10/-)	A	W	52-40
J27	Duke (10/2)	A	L	77-89
J31	Georgia Tech (10/-)	H	W	75-66
F4	Clemson (12/-)	A	L	63-78
F7	Florida State (12/-)	H	W	98-64
F13	Maryland (12/7)	A	L	64-81
F17	NC State (14/-)	H	W	62-53
F20	Virginia (14/-)	A	W	67-66
F23	Wake Forest (14/-)	H	W (OT)	68-65
F27	Duke (14/1)	H	L	61-81

ACC Tournament

M5	Georgia Tech (15/-)	CHAR	W	78-49
M6	Maryland (15/5)	CHAR	W	86-79
M7	Duke (15/1)	CHAR	L	73-96

NCAA West Regional

M11	Weber State (13/-)	SEA	L	74-76
-----	--------------------	-----	---	-------

1999-2000

Record: 22-14 (H: 7-5, A: 6-5, N: 9-4)
ACC 9-7, Tied 3rd Place; NCAA Final Four
Coach: Bill Guthridge

Maui Invitational

N22	Southern California (4/-)	MAUI	W	82-65
N23	Georgetown (4/-)	MAUI	W	85-79
N24	Purdue (4/24)	MAUI	W	90-75

ACC-Big Ten Challenge

D1	Michigan State (2/8)	H	L	76-86
----	----------------------	---	---	-------

Food Lion MVP Classic

D3	Coll. of Charleston (2/-)	CHAR	W	72-54
D4	UNLV (2/-)	CHAR	W	102-78
D7	Buffalo (7/-)	A	W	91-67

Great 8 Basketball Challenge


D8	Cincinnati (7/1)	CHI	L	68-77
D12	Tennessee Tech (7/-)	H	W	85-59

Orange Bowl Classic

D18	Miami (7/-)	SUN	W	78-68
-----	-------------	-----	---	-------

Jimmy V Classic

D21	Indiana (6/20)	ERNJ	L	73-82
D23	Louisville (6/-)	A	L	80-97
J2	Howard (13/-)	H	W	86-53
J6	Clemson (14/-)	H	W	65-45



JULIUS PEPPERS
1999-2001

J8	NC State (14/-)	H	W	83-75
J12	Wake Forest (13/-)	A	L	57-66
J15	UCLA (13/-)	H	L	68-71
J18	Virginia (20/-)	A	L	85-87
J22	Florida State (21/-)	H	L	71-76
J27	Maryland (-/22)	H	W	75-63
J29	Georgia Tech	A	W	70-53
F3	Duke (-/3)	H	L (OT)	86-90
F6	Clemson	A	W	73-60
F9	NC State	A	W	70-62
F12	Wake Forest	H	W	87-64
F20	Virginia	H	L	76-90
F23	Florida State	A	W	70-67
F26	Maryland (-/19)	A	L	73-81
M1	Georgia Tech	H	W (OT)	74-72
M4	Duke (-/4)	A	L	76-90
2000 ACC Tournament				
M10	Wake Forest	CHAR	L	52-58
2000 NCAA South Regional				
M17	Missouri	BIR	W	84-70
M19	Stanford (-/3)	BIR	W	60-53
M24	Tennessee (-/11)	AUS	W	74-69
M26	Tulsa (-/18)	AUS	W	59-55
2000 NCAA Final Four				
A1	Florida (-/13)	INDY	L	59-71

2000-01

Record: 26-7 (H: 12-2, A: 8-3, N: 6-2)
ACC 13-3, Tied 1st Place, Tournament Finalist
NCAA 2nd Round
Coach: Matt Doherty

NABC Classic

N10	Winthrop (6/-)	H	W	66-61
N11	Tulsa (6/-)	H	W	91-81
N17	Appalachian State (7/-)	A	W	99-69

ACC-Big Ten Challenge

N29	Michigan State (6/3)	A	L	64-77
D2	Kentucky (6/-)	H	L	76-93
D4	Miami (14/-)	H	W	67-45
D9	Texas A&M (14/-)	HOU	W	82-60
D17	Buffalo (15/-)	H	W	95-74
D23	UCLA (15/-)	A	W	80-70

Food Lion MVP Classic

D29	Massachusetts (14/-)	CHAR	W	91-60
D30	College of Charleston (14/-)	CHAR	W	64-60
J2	Georgia Tech (13/-)	A	W	84-70
J6	Wake Forest (13/4)	H	W	70-69
J10	Maryland (9/14)	A	W	86-83
J13	Marquette (9/-)	H	W	84-54
J17	Clemson (6/-)	H	W	92-65
J20	Florida State (6/-)	A	W	80-70
J24	Virginia (5/13)	H	W	88-81
J28	NC State (5/-)	A	W	60-52

F1	Duke (4/2)	A	W	85-83
F3	Georgia Tech (4/-)	H	W	82-69
F6	Wake Forest (1/19)	A	W	80-74
F10	Maryland (1/13)	H	W	96-82
F18	Clemson (1/-)	A	L	65-75
F22	Florida State (2/-)	H	W	95-67
F25	Virginia (2/9)	A	L	66-86
F28	NC State (4/-)	H	W	76-63
M4	Duke (4/2)	H	L	81-95

ACC Tournament

M9	Clemson (6/-)	ATL	W	99-81
M10	Georgia Tech (6/-)	ATL	W	70-63
M11	Duke (6/3)	ATL	L	53-79

NCAA South Regional

M16	Princeton (6/-)	NO	W	70-48
M18	Penn State (6/-)	NO	L	74-82

2001-02

Record: 8-20 (H: 6-9, A: 1-9, N: 1-2)
ACC 4-12, Tied 7th Place
Coach: Matt Doherty

N16	Hampton	H	L	69-77
N20	Davidson	H	L	54-58

ACC-Big Ten Challenge

N28	Indiana	H	L	66-79
D2	Georgia Tech	H	W	83-77
D8	Kentucky (-/11)	A	L	59-79
D16	Binghamton	H	W	61-60

Tournament of Champions

D21	College of Charleston	CHAR	L	60-66
D22	St. Joseph's (-/15)	CHAR	W	92-76
D27	NC A&T	H	W	104-66
D30	Texas A&M	H	W	96-62
J5	Wake Forest (-/23)	H	L	62-84
J9	Maryland (-/4)	A	L	79-112
J12	Virginia (-/7)	H	L	67-71
J16	Florida State	A	L	71-81
J19	Connecticut	A	L	54-86
J23	NC State	H	L	59-77
J27	Clemson	A	W	87-69
J31	Duke (-/1)	H	L	58-87
F2	Georgia Tech	A	L	74-86
F6	Wake Forest (-/19)	A	L	66-90
F10	Maryland (-/3)	H	L	77-92
F12	Virginia (-/10)	A	L	63-73
F17	Florida State	H	W	95-85
F20	Ohio	H	L	78-86
F24	NC State	A	L	76-98
F27	Clemson	H	W	96-78
M3	Duke (-/3)	A	L	68-93

ACC Tournament

M8	Duke (-/3)	CHAR	L	48-60
----	------------	------	---	-------

2002-03

Record: 19-16 (H: 13-5, A: 3-9, N: 3-2)
ACC 6-10, Tied 6th Place
Coach: Matt Doherty

Preseason NIT

N18	Penn State	H	W	85-55
N20	Rutgers	H	W	71-67
N24	Old Dominion	A	W	67-59

Preseason NIT

N27	Kansas (-/2)	NYC	W	67-56
N29	Stanford	NYC	W	74-57

ACC-Big Ten Challenge

D3	Illinois (12/25)	A	L	65-92
D7	Kentucky (12/18)	H	L	81-98
D19	Vermont (23/-)	H	W	80-54
D22	Florida State (23/-)	A	W	69-48

ECAC Holiday Classic

D27	Iona (22/-)	NYC	L	56-65
D28	St. John's (22/-)	A-MSG	W	63-59
J4	Miami	A	L (OT)	61-64
J8	Davidson	H	W	79-64
J11	Virginia	A	L	72-79
J14	Clemson	H	W	68-66
J18	Connecticut (-/6)	H	W	68-65
J22	Maryland (-/12)	H	L	66-81
J26	NC State	A	L	77-86
J29	Georgia Tech	A	L	68-88
F2	Wake Forest (-/17)	H	L	75-79
F5	Duke (-/9)	A	L	74-83
F8	Florida State	H	W	61-60
F12	Virginia	H	W	81-67

F15	Clemson	A	L	77-80
F18	NC A&T	H	W	93-57
F22	Maryland (-/13)	A	L	56-96
F25	NC State	H	L (OT)	67-75
M1	Georgia Tech	H	W	67-66
M5	Wake Forest (-/9)	A	L	60-75
M9	Duke (-/10)	H	W	82-79

ACC Tournament

M14	Maryland (-/14)	GBO	W	84-72
M15	Duke (-/12)	GBO	L	63-75

National Invitation Tournament

M18	DePaul	H	W	83-72
M24	Wyoming	H	W	90-74
M26	Georgetown	H	L	74-79

2003-04

Record: 19-11 (H: 12-2, A: 4-7, N: 3-2)
ACC 8-8, 5th Place; NCAA South Second Round
Coach: Roy Williams

N22	Old Dominion (9/-)	H	W	90-64
N24	Davidson (9/-)	A-CHAR	W	91-68
N29	Cleveland State (9/-)	A	W	82-76

ACC-Big Ten Challenge


D2	Illinois (10/11)	GBO	W	88-81
D7	George Mason (10/-)	H	W	115-81
D14	Akron (7/-)	H	W	64-53
D20	Wake Forest (4/14)	H	L (3OT)	114-119
D28	UNC Wilmington (9/-)	MYR	W	71-54
D30	Coastal Carolina (9/-)	H	W	105-72
J3	Kentucky (9/8)	A	L	56-61
J7	Miami (12/-)	H	W	89-64
J11	Georgia Tech (12/8)	H	W	103-88
J14	Maryland (9/-)	A	L	84-90
J17	Connecticut (9/1)	H	W	86-83
J22	Florida State (7/-)	A	L (OT)	81-90
J24	Virginia (7/-)	H	W	96-77
J28	NC State (12/-)	H	W	68-66
J31	Clemson (12/-)	A	L	72-81
F5	Duke (17/1)	H	L (OT)	81-83
F7	Wake Forest (17/16)	A	W	79-73
F10	Georgia Tech (14/15)	A	L	77-88
F15	Maryland (14/-)	H	W	97-86
F21	Florida State (16/-)	H	W	78-71
F24	Virginia (12/-)	A	L	72-74
F29	NC State (12/14)	A	W	71-64
M2	Clemson (14/-)	H	W	69-53
M6	Duke (14/3)	A	L	65-70

ACC Tournament

M12	Georgia Tech (16/14)	GBO	L	82-83
-----	----------------------	-----	---	-------

NCAA South Regional

M18	Air Force (18/-)	DEN	W	63-52
M20	Texas (18/12)	DEN	L	75-78



JAWAD WILLIAMS
2001-05

2004-05

Record: 33-4 (H:15-0, A: 8-2, N:10-2)

ACC 14-2, Regular-Season Champion,
NCAA Champion

Coach: Roy Williams

N19 Santa Clara (4/-)	OAK	L	66-77
Maui Invitational			
N22 BYU (11/-)	MAUI	W	86-50
N23 Tennessee (11/-)	MAUI	W	94-81
N24 Iowa (11/-)	MAUI	W	106-92
N28 Southern California (11/-)	H	W	97-65

ACC-Big Ten Challenge

D1 Indiana (9/-)	A	W	70-63
D4 Kentucky (9/8)	H	W	91-78
D12 Loyola (8/-)	H	W	109-60
D19 Virginia Tech (5/-)	A	W	85-51
D21 Vermont (4/-)	H	W	93-65
D28 UNC Wilmington (4/-)	H	W	96-75
D30 Cleveland State (4/-)	H	W	107-64
J2 William & Mary (4/-)	H	W	105-66
J8 Maryland (3/22)	H	W	109-75
J12 Georgia Tech (3/8)	H	W	91-69
J15 Wake Forest (3/4)	A	L	82-95
J19 Clemson (6/-)	A	W	77-58
J22 Miami (6/-)	H	W	87-67
J29 Virginia (3/-)	A	W	110-76
F3 NC State (2/-)	H	W	95-71
F6 Florida State (2/-)	A	W	81-60
F9 Duke (2/7)	A	L	70-71
F13 Connecticut (2/19)	A-HTF	W	77-70
F16 Virginia (4/-)	H	W	85-61
F19 Clemson (4/-)	H	W	88-56
F22 NC State (2/-)	A	W	81-71
F27 Maryland (2/-)	A	W	85-83
M3 Florida State (2/-)	H	W	91-76
M6 Duke (2/6)	H	W	75-73

ACC Tournament

M11 Clemson (2/-)	DC	W	88-81
M12 Georgia Tech (2/-)	DC	L	75-78

NCAA East Regional

M18 Oakland (2/-)	CHAR	W	96-68
M20 Iowa State (2/-)	CHAR	W	92-65
M25 Villanova (2/19)	SYR	W	67-66
M27 Wisconsin (2/20)	SYR	W	88-82

NCAA Final Four

A2 Michigan State (2/15)	STL	W	87-71
A4 Illinois (2/1)	STL	W	75-70



REYSHAWN TERRY
2003-07



MARVIN WILLIAMS & JACKIE MANUEL
2005 NCAA CHAMPIONS

2005-06

Record: 23-8 (H: 13-4, A: 8-2, N: 2-2)

ACC 12-4, 2nd Place; NCAA East Second Round

Coach: Roy Williams

N19 Gardner-Webb	H	W	83-80
N22 Cleveland State	H	W	112-55
N25 UC Santa Barbara	H	W	83-66

ACC-Big Ten Challenge

N29 Illinois (-/12)	H	L	64-68
D3 Kentucky (-/10)	A	W	83-79
D7 Saint Louis (23/-)	H	W	75-63
D17 Santa Clara (19/-)	H	W	76-58
D21 USC (17/-)	A	L	59-74
D28 UNC Asheville (23/-)	H	W	89-47
J3 Davidson (25/-)	H	W	82-58
J7 NC State (25/13)	H	W	82-69
J10 Virginia Tech (20/-)	A	W	64-61
J14 Miami (20/-)	H	L	70-81
J19 Virginia (24/-)	A	L	68-72
J22 Florida State (24/-)	A	W	81-80
J25 Boston College (-/20)	H	L	74-81
J28 Arizona	H	W	86-69
F2 Maryland	A	W	77-62
F4 Clemson	H	W	76-61
F7 Duke (23/2)	H	L	83-87
F12 Miami (23/-)	A	W	80-70
F15 Georgia Tech (23/-)	H	W	82-75
F19 Wake Forest (23/-)	A	W	83-72
F22 NC State (21/15)	A	W	95-71
F26 Maryland (21/-)	H	W	81-57
M1 Virginia (13/-)	H	W	99-54
M4 Duke (13/1)	A	W	83-76

ACC Tournament

M10 Virginia (10/-)	GBO	W	79-67
M11 Boston College (10/11)	GBO	L	82-85

NCAA East Regional

M17 Murray State (10/-)	DAY	W	69-65
M19 George Mason (10/-)	DAY	L	60-65

2006-07

Record: 31-7 (H: 16-1, A: 6-4, N: 9-2)

ACC 11-5, Tied 1st Place; NCAA East Final Eight

Coach: Roy Williams

Preseason NIT Tipoff

N14 Sacred Heart (2/-)	CHAR^	W	103-81
N15 Winthrop (2/-)	CHAR	W	73-66
N19 Gardner-Webb (2/-)	H	W	103-50

Preseason NIT Tipoff

N22 Gonzaga (2/-)	NYC	L	74-82
N24 Tennessee (2-22)	NYC	W	101-87

ACC-Big Ten Challenge

N29 Ohio State (7/3)	H	W	98-89
D2 Kentucky (7/-)	H	W	75-63
D9 High Point (3/-)	H	W	94-69
D16 UNC Asheville (3/-)	H	W	93-62
D19 Florida Atlantic (2/-)	H	W	105-52
D22 Saint Louis (2/-)	A	W	69-48
D28 Rutgers (2/-)	H	W	87-48
D31 Dayton (2/-)	H	W	81-51
J2 Penn (2/-)	H	W	102-64
J7 Florida State (2/-)	H	W	84-58
J10 Virginia (1/-)	H	W	79-69
J13 Virginia Tech (1/-)	A	L	88-94
J17 Clemson (4/19)	A	W	77-55
J20 Georgia Tech (4/-)	H	W	77-61
J24 Wake Forest (4/-)	A	W	88-60
J27 Arizona (4/17)	A	W	92-64
J31 Miami (3/-)	H	W	105-64
F3 NC State (3/-)	A	L	79-83
F7 Duke (5/16)	A	W	79-73
F10 Wake Forest (5/-)	H	W	104-67
F13 Virginia Tech (4/-)	H	L (OT)	80-81
F17 Boston College (4/17)	A	W	77-72
F21 NC State (5/-)	H	W	83-64
F25 Maryland (5/-)	A	L	87-89
M1 Georgia Tech (8/-)	A	L	77-84
M4 Duke (8/14)	H	W	86-72

ACC Tournament

M9 Florida State (8/-)	STP	W	73-58
M10 Boston College (8/-)	STP	W	71-56
M11 NC State (8/-)	STP	W	89-80

NCAA East Regional

M15 Eastern Kentucky (4/-)	W-S	W	86-65
M17 Michigan State (4/-)	W-S	W	81-67
M23 Southern Cal (4/23)	ERNJ	W	74-64
M25 Georgetown (4/8)	ERNJ	L (OT)	84-96

2007-08

Record: 36-3 (H: 14-2, A: 13-0, N: 9-1)

ACC 14-2, 1st Place; NCAA Final Four

Coach: Roy Williams

N14 Davidson (1/-)	A-CHAR	W	72-68
--------------------	--------	---	-------

Las Vegas Invitational

N18 Iona (1/-)	H	W	107-72
N20 SC State (1/-)	H	W	110-64
N23 Old Dominion (1/-)	LV	W	99-82
N24 BYU (1/-)	LV	W	73-63

ACC-Big Ten Challenge

N28 Ohio State (1/-)	A	W	66-55
D1 Kentucky (1/-)	A	W	86-77
D4 Penn (1/-)	A	W	106-71
D16 Rutgers (1/-)	A	W	93-71
D19 Nicholls (1/-)	H	W	88-78
D22 UC Santa Barbara (1/-)	H	W	105-70
D27 Nevada (1/-)	H	W	106-70
D30 Valparaiso (1/-)	H	W	90-58
J2 Kent State (1/-)	H	W	90-61
J6 Clemson (1/19)	A	W (OT)	90-88
J9 UNC Asheville (1/-)	H	W	93-81
J12 NC State (1/-)	H	W	93-62
J16 Georgia Tech (1/-)	A	W	83-82
J19 Maryland (1/-)	H	L	80-82
J23 Miami (5/-)	A	W	98-82
J31 Boston College (4/-)	H	W	91-69
F3 Florida State (4/-)	A	W (OT)	84-73
F6 Duke (3/2)	H	L	78-89
F10 Clemson (3/-)	A	W (2OT)	103-93
F12 Virginia (5/-)	H	W	75-74
F16 Virginia Tech (5/-)	H	W	92-53
F20 NC State (3/-)	A	W	84-70
F24 Wake Forest (3/-)	H	W	89-73
M1 Boston College (3/-)	A	W	90-80
M4 Florida State (1/-)	H	W	90-77
M8 Duke (1/6)	A	W	76-68

ACC Tournament

M14 Florida State (1/-)	CHAR	W	82-70
M15 Virginia Tech (1/-)	CHAR	W	68-66
M16 Clemson (1/22)	CHAR	W	86-81

NCAA East Regional

M21 Mt. St. Mary's (1/-)	RAL	W	113-74
M23 Arkansas (1/-)	RAL	W	108-77
M27 Washington St (1/21)	CHAR	W	68-47
M29 Louisville (1/13)	CHAR	W	83-73

NCAA Final Four

A5 Kansas (1/4)	SA	L	66-84
-----------------	----	---	-------



BOBBY FRASOR
2005-09

2008-09

Record: 34-4 (H: 14-1, A: 8-2, N: 12-1)
ACC 13-3, 1st Place; NCAA Champion
Coach: Roy Williams

N15 Penn (1/-)	H	W	86-71
N18 Kentucky (1/-)	H	W	77-58
N21 UC Santa Barbara (1/-)	A	W	84-67

EA Sports Maui Invitational

N24 Chaminade (1/-)	MAUI	W	115-70
N25 Oregon (1/-)	MAUI	W	98-69
N26 Notre Dame (1/8)	MAUI	W	102-87
N30 UNC Asheville (1/-)	H	W	116-48

ACC-Big Ten Challenge

D3 Michigan State (1/13)	DET	W	98-63
D13 Oral Roberts (1/-)	H	W	100-84
D18 Evansville (1/-)	H	W	91-73
D20 Valparaiso (1/-)	CHI	W	85-63
D28 Rutgers (1/-)	H	W	97-75
D31 Nevada (1/-)	A	W	84-61
J4 Boston College (1/-)	H	L	78-85
J7 College of Charleston (1/-)	H	W	108-70
J11 Wake Forest (3/4)	A	L	89-92
J15 Virginia (5/-)	A	W	83-61
J17 Miami (5/-)	H	W	82-65
J21 Clemson (5/10)	H	W	94-70
J28 Florida State (5/-)	A	W	80-77
J31 NC State (5/-)	A	W	93-76
F3 Maryland (3/-)	H	W	108-91
F7 Virginia (3/-)	H	W	76-61
F11 Duke (3/6)	A	W	101-87
F15 Miami (3/-)	A	W	69-65
F18 NC State (3/-)	H	W	89-80
F21 Maryland (3/-)	A	L (OT)	85-88
F28 Georgia Tech (4/-)	H	W	104-74
M4 Virginia Tech (2/-)	A	W	86-78
M8 Duke (2/7)	H	W	79-71

ACC Tournament

M13 Virginia Tech (1/-)	ATL	W	79-76
M14 Florida State (1/22)	ATL	L	70-73

NCAA South Regional

M19 Radford (2/-)	GBO	W	101-58
M21 LSU (2/21)	GBO	W	84-70
M27 Gonzaga (2/10)	MEM	W	98-77
M29 Oklahoma (2/7)	MEM	W	72-60

NCAA Final Four

A4 Villanova (2/11)	DET	W	83-69
A6 Michigan State (2/8)	DET	W	89-72

2009-10

Record: 20-17 (H: 14-5, A: 4-8, N: 2-4)
ACC 5-11, Tied 10th Place; NIT Finalist
Coach: Roy Williams

Coaches vs. Cancer

N9 FIU (6/-)	H	W	88-72
N11 NC Central (6/-)	H	W	89-42
N15 Valparaiso (6/-)	H	W	88-77

Coaches vs. Cancer

N19 Ohio State (6/15)	NYC	W	77-73
N20 Syracuse (6/-)	NYC	L	71-87
N23 Gardner-Webb (11/-)	H	W	93-72
N29 Nevada (11/-)	H	W	80-73

ACC/Big Ten Challenge

D1 Michigan State (10/9)	H	W	89-82
D5 Kentucky (10/5)	A	L	66-68
D12 Presbyterian (11/-)	H	W	103-64
D19 Texas (10/2)	ARL	L	90-103
D22 Marshall (10/-)	H	W	98-61
D28 Rutgers (9/-)	H	W	81-67
D30 Albany (9/-)	H	W	87-70
J4 College of Charleston (9/-)	A	L (OT)	79-82
J10 Virginia Tech (9/-)	H	W	78-64
J13 Clemson (12/24)	A	L	64-83
J16 Georgia Tech (12/20)	H	L	71-73
J20 Wake Forest (12/-)	H	L	69-82
J26 NC State (-/-)	A	W	77-63
J31 Virginia (-/-)	H	L	60-75
F4 Virginia Tech (-/-)	A	L	70-74
F7 Maryland (-/-)	A	L	71-92
F10 Duke (-/8)	H	L	54-64
F13 NC State (-/-)	H	W	74-61
F16 Georgia Tech (-/-)	A	L	51-68
F20 Boston College (-/-)	A	L	67-71
F24 Florida State (-/-)	H	L	67-77
F27 Wake Forest (-/-)	A	W	77-68
M2 Miami (-/-)	H	W	69-62
M6 Duke (-/4)	A	L	50-82

ACC Tournament

M11 Georgia Tech (-/-)	GBO	L	58-62
------------------------	-----	---	-------

National Invitational Tournament

N16 William & Mary (-/-)	H^	W	80-72
M20 Mississippi State (-/-)	A	W	76-74
M23 UAB (-/-)	A	W	60-55
M30 Rhode Island (-/-)	NYC	W (OT)	68-67
A1 Dayton (-/-)	NYC	L	68-79

^ NIT game in Carmichael Arena

2010-11

Record: 29-8 (H: 15-0, A: 7-3, N: 7-5)
ACC 14-2, First; NCAA East Final Eight
Coach: Roy Williams

EA Sports Puerto Rico Tip-Off

N12 Lipscomb (8/-)	H	W	80-66
N18 Hofstra (8/-)	PR	W	107-63
N19 Minnesota (8/-)	PR	L	67-72
N21 Vanderbilt (8/-)	PR	L	65-72
N23 UNC Asheville (25/-)	H	W	80-69
N28 College of Charleston (25/-)	H	W	74-69

ACC/Big Ten Challenge

N30 Illinois (-/20)	A	L	67-79
D4 Kentucky (-/10)	H	W	75-73
D8 Evansville (-/-)	A	W	76-49
D11 Long Beach State (-/-)	H	W	96-91
D18 Texas (-/22)	GBO	L	76-78
D21 William and Mary (-/-)	H	W	85-60
D28 Rutgers (-/-)	NYC	W	78-55
J2 Saint Francis (Pa.) (-/-)	H	W	103-54
J8 Virginia (-/-)	A	W	62-56
J13 Virginia Tech (-/-)	H	W	64-61
J16 Georgia Tech (-/-)	A	L	58-78
J18 Clemson (-/-)	H	W	75-65
J26 Miami (-/-)	A	W	74-71
J29 NC State (-/-)	H	W	84-64
F1 Boston College (23/-)	A	W	106-74
F6 Florida State (23/-)	H	W	89-69
F9 Duke (20/5)	A	L	73-79
F12 Clemson (20/-)	A	W	64-62
F15 Wake Forest (19/-)	H	W	78-64
F19 Boston College (19/-)	H	W	48-46
F23 NC State (19/-)	A	W	75-63
F27 Maryland (19/-)	H	W	87-76
M2 Florida State (13/-)	A	W	72-70



MARCUS GINYARD
2005-10

M5 Duke (13/4)	H	W	81-67
----------------	---	---	-------

ACC Tournament

M11 Miami (6/-)	GBO	W	61-59
M12 Clemson (6/-)	GBO	W (OT)	92-87
M13 Duke (6/5)	GBO	L	58-75

NCAA East Regional

M18 Long Island (7/-)	CHAR	W	102-87
M20 Washington (7/23)	CHAR	W	86-83
M25 Marquette (7/-)	NWK	W	81-63
M27 Kentucky (7/11)	NWK	L	69-76

2011-12

Record: 32-6 (H: 17-1, A: 8-2, N: 7-3)
ACC 14-2, 1st Place; NCAA Elite Eight
Coach: Roy Williams

N11 Michigan State (1/-)	USS CV	W	67-55
N13 UNC Asheville (1/-)	A	W	91-75

Las Vegas Invitational

N20 Mississippi Valley State (1/-)	H	W	101-75
N22 Tennessee State (1/-)	H	W	102-69
N25 South Carolina (1/-)	LV	W	87-62
N26 UNLV (1/-)	LV	L	80-90

ACC-Big Ten Challenge

N30 Wisconsin (5/9)	H	W	60-57
D3 Kentucky (5/1)	A	L	72-73
D6 Evansville (4/-)	H	W	97-48
D10 Long Beach State (4/-)	H	W	84-78
D17 Appalachian State (5/-)	H	W	97-82
D19 Nicholls (5/-)	H	W	99-49
D21 Texas (5/-)	H	W	82-63
D29 Elon (5/-)	H	W	100-62
J1 Monmouth (5/-)	H	W	102-65
J7 Boston College (3/-)	H	W	83-60
J10 Miami (3/-)	H	W	73-56
J14 Florida State (3/-)	A	L	57-90
J19 Virginia Tech (8/-)	A	W	82-68
J26 NC State (7/-)	H	W	74-55
J29 Georgia Tech (7/-)	H	W	93-81
J31 Wake Forest (5/-)	A	W	68-53
F4 Maryland (5/-)	A	W	83-74
F8 Duke (5/10)	H	L	84-85
F11 Virginia (5/19)	H	W	70-52
F15 Miami (8/-)	A	W	73-64
F18 Clemson (8/-)	H	W	74-52
F22 NC State (7/-)	A	W	86-74
F25 Virginia (7/25)	A	W	54-51
F29 Maryland (6/-)	H	W	88-64
M3 Duke (6/4)	A	W	88-70

ACC Tournament

M9 Maryland (4/-)	ATL	W	85-69
M10 NC State (4/-)	ATL	W	69-67
M11 Florida State (4/17)	ATL	L	82-85



**HARRISON
BARNES
2010-12**

2012 NCAA Tournament

M16 Vermont (4/-)	GBO	W	77-58
M18 Creighton (4/19)	GBO	W	87-73

2012 NCAA Midwest Regional

M23 Ohio (4/-)	STL	W (OT)	73-65
M25 Kansas (4/5)	STL	L	67-80

2012-13

Record: 25-11 (H: 14-2, A: 6-6, N: 5-3)
ACC 12-6, 3rd Place; NCAA 3rd Round
Coach: Roy Williams

N9 Gardner-Webb (11/-)	H	W	76-59
N11 Florida Atlantic (11/-)	H	W	80-56
N16 Long Beach State (11/-)	A	W	78-63

EA Sports Maui Invitational

N19 Mississippi State (9/-)	MAUI	W	95-49
N20 Butler (9/-)	MAUI	L	71-82
N21 Chaminade (9/-)	MAUI	W	112-70

ACC/Big Ten Challenge

N27 Indiana (14/1)	A	L	59-83
D1 UAB (14/-)	H	W	102-84
D8 East Tennessee State (20/-)	H	W	78-55
D15 East Carolina (21/-)	H	W	93-87
D19 Texas (23/-)	A	L	67-85
D22 McNeese State (23/-)	H	W	97-63
D29 UNLV (-/20)	H	W	79-73
J6 Virginia (-/-)	A	L	52-61
J10 Miami (-/-)	H	L	59-68
J12 Florida State (-/-)	A	W	77-72
J19 Maryland (-/-)	H	W	62-52
J23 Georgia Tech (-/-)	H	W	79-63
J26 NC State (-/18)	A	L	83-91
J29 Boston College (-/-)	A	W	82-70
F2 Virginia Tech (-/-)	H	W (OT)	72-60
F5 Wake Forest (-/-)	H	W	87-62
F9 Miami (-/8)	A	L	61-87
F13 Duke (-/2)	A	L	68-73
F16 Virginia (-/-)	H	W	93-81
F19 Georgia Tech (-/-)	A	W	70-58
F23 NC State (-/-)	H	W	76-65
F28 Clemson (-/-)	A	W	68-59
M3 Florida State (-/-)	H	W	79-58
M6 Maryland (-/-)	A	W	79-68
M9 Duke (-/3)	H	L	53-69

ACC Tournament

M15 Florida State (-/-)	GBO	W	83-62
M16 Maryland (-/-)	GBO	W	79-76
M17 Miami (-/9)	GBO	L	77-87

2013 NCAA South Regional

M22 Villanova (-/-)	KC	W	78-71
M24 Kansas (-/3)	KC	L	58-70

2013-14

Record: 24-10 (H: 15-3, A: 6-5, N: 3-2)
ACC 13-5, T-3rd Place; NCAA 3rd Round
Coach: Roy Williams

N8 Oakland (12/-)	H	W	84-61
-------------------	---	---	-------

Hall of Fame Tipoff

N15 Holy Cross (12/-)	H	W	62-54
N17 Belmont (12/-)	H	L	80-83
N23 Richmond (24/-)	UNCAS	W	82-72
N24 Louisville (24/3)	UNCAS	W	93-84
D1 UAB (16/-)	A	L	59-63

ACC-Big Ten Challenge

D4 Michigan State (-/1)	A	W	79-65
D7 UNCG (-/-)	H	W	81-50
D14 Kentucky (18/11)	H	W	82-77
D18 Texas (14/-)	H	L	83-86
D21 Davidson (14/-)	H	W (OT)	97-85
D27 Northern Kentucky (19/-)	H	W	75-60
D31 UNC Wilmington (19/-)	H	W	84-51
J5 Wake Forest (19/-)	A	L	67-73
J8 Miami (-/-)	H	L	57-63
J11 Syracuse (-/2)	A	L	45-57
J18 Boston College (-/-)	H	W	82-71
J20 Virginia (-/-)	A	L	61-76
J26 Clemson (-/-)	H	W	80-61
J29 Georgia Tech (-/-)	A	W	78-65
F1 NC State (-/-)	H	W	84-70
F4 Maryland (-/-)	H	W	75-63
F8 Notre Dame (-/-)	A	W	73-62
F15 Pittsburgh (-/25)	H	W	75-71
F17 Florida State (-/-)	A	W	81-75
F20 Duke (-/5)	H	W	74-66
F22 Wake Forest (-/-)	H	W	105-72
F26 NC State (19/-)	A	W (OT)	85-84
M1 Virginia Tech (19/-)	A	W	60-56
M3 Notre Dame (14/-)	H	W	63-61
M8 Duke (14/4)	A	L	81-93

ACC Tournament

M14 Pittsburgh (15/-)	GBO	L	75-80
-----------------------	-----	---	-------

NCAA Tournament

M21 Providence (19/-)	SA	W	79-77
M23 Iowa State (19/9)	SA	L	83-85

2014-15

Record: 26-12 (H: 10-5, A: 8-4, N: 8-3)
ACC 11-7, 5th Place; NCAA Final 16
Coach: Roy Williams

N14 NC Central (6/-)	H	W	76-60
----------------------	---	---	-------

Battle 4 Atlantis

N16 Robert Morris (6/-)	H	W	103-59
N22 Davidson (6/-)	A-CHAR	W	90-72

Battle 4 Atlantis


N26 Butler (5/-)	BAH	L	66-74
N27 UCLA (5/22)	BAH	W	78-56
N28 Florida (5/18)	BAH	W	75-64

ACC-Big Ten Challenge

D3 Iowa (12/-)	H	L	55-60
D7 East Carolina (12/-)	H	W	108-64
D13 Kentucky (21/1)	A	L	70-84
D16 UNCG (24/-)	A	W	79-56

CBS Sports Classic

D20 Ohio State (24/12)	CHI	W	82-74
D27 UAB (20/-)	H	W	89-58
D30 William and Mary (19/-)	H	W	86-64
J3 Clemson (19/-)	A	W	74-50
J5 Notre Dame (18/13)	H	L	70-71
J10 Louisville (18/5)	H	W	72-71
J14 NC State (15/-)	A	W	81-79
J18 Virginia Tech (15/-)	H	W	68-53
J21 Wake Forest (15/-)	A	W	87-71
J24 Florida State (15/-)	H	W	78-74
J26 Syracuse (13/-)	H	W	93-83
J31 Louisville (13/10)	A	L (OT)	68-78
F2 Virginia (12/3)	H	L	64-75
F7 Boston College (12/-)	A	W	79-68
F14 Pitt (12/-)	A	L	76-89
F18 Duke (15/4)	A	L (OT)	90-92
F21 Georgia Tech (15/-)	H	W	89-60
F24 NC State (15/-)	H	L	46-58
F28 Miami (15/-)	A	W	73-64



**JAMES
MICHAEL
McADOO
2011-14**

M3 Georgia Tech (19/-)	A	W	81-49
M7 Duke (19/3)	H	L	77-84

ACC Tournament

M11 Boston College (19/-)	GBO	W	81-63
M12 Louisville (19/14)	GBO	W	70-60
M13 Virginia (19/3)	GBO	W	71-67
M14 Notre Dame (19/11)	GBO	L	82-90

NCAA Tournament

M19 Harvard (15/-)	JAX	W	67-65
M21 Arkansas (15/21)	JAX	W	87-78

NCAA West Regional

M26 Wisconsin (15/3)	LA	L	72-79
----------------------	----	---	-------

2015-16

Record: 33-7 (H: 15-1, A: 6-5, N: 12-1)
ACC 14-4, 1st Place; NCAA Finalist
Coach: Roy Williams

N13 Temple (1/-)	ANNAP	W	91-67
------------------	-------	---	-------

CBE Hall of Fame Classic

N15 Fairfield (1/-)	H	W	92-65
N18 Wofford (1/-)	H	W	78-58
N21 Northern Iowa (1/-)	A	L	67-71

CBE Hall of Fame Classic

N23 Northwestern (9/-)	KC	W	80-69
N24 Kansas State (9/-)	KC	W	80-70

ACC-Big Ten Challenge


D1 Maryland (9/2)	H	W	89-81
D6 Davidson (9/-)	H	W	98-65
D12 Texas (3/-)	A	L	82-84
D16 Tulane (11/-)	H	W	96-72

CBS Sports Classic

D19 UCLA (11/22)	BKLN	W	89-76
D21 Appalachian State (11/-)	H	W	94-70
D28 UNCG (7/-)	H	W	96-63
D30 Clemson (7/-)	H	W	80-69
J2 Georgia Tech (7/-)	H	W	86-78
J4 Florida State (6/-)	A	W	106-90
J9 Syracuse (6/-)	A	W	84-73
J16 NC State (5/-)	H	W	67-55
J20 Wake Forest (2/-)	H	W	83-68
J24 Virginia Tech (2/-)	A	W	75-70
J30 Boston College (2/-)	H	W	89-62
F1 Louisville (2/19)	A	L	65-71
F6 Notre Dame (2/-)	A	L	76-80
F9 Boston College (9/-)	A	W	68-65
F14 Pitt (9/-)	H	W	85-64
F17 Duke (5/20)	H	L	73-74
F20 Miami (5/11)	H	W	96-71
F24 NC State (7/-)	A	W	80-68
F27 Virginia (7/3)	A	L	74-79
F29 Syracuse (8/-)	H	W	75-70
M5 Duke (8/17)	A	W	76-72

ACC Tournament

M10 Pitt (7/-)	DC	W	88-71
M11 Notre Dame (7/-)	DC	W	78-47
M12 Virginia (7/4)	DC	W	61-57



ISAIAH HICKS
2013-17

2016 NCAA Tournament

M17 Florida Gulf Coast (3/-)	RAL	W	83-67
M19 Providence (3/-)	RAL	W	85-66

2016 NCAA East Regional

M25 Indiana (3/14)	PHI	W	101-86
M27 Notre Dame (3/-)	PHI	W	88-74

2016 NCAA Final Four

A2 Syracuse (3/-)	HOU	W	83-66
A4 Villanova (3/6)	HOU	L	74-77

2016-17

Record: 33-7 (H: 16-0, A: 7-5, N: 10-2)
ACC 14-4, 1st Place; NCAA Champion
Coach: Roy Williams

N11 Tulane (7/-)	A	W	95-75
------------------	---	---	-------

Maui Jim Maui Invitational

N13 Chattanooga (7/-)	H	W	97-57
N15 Long Beach State (5/-)	H	W	93-67
N18 Hawai'i (5/-)	A	W	83-68

Maui Jim Maui Invitational

N21 Chaminade (4/-)	MAUI	W	104-61
N22 Oklahoma State (4/-)	MAUI	W	107-75
N23 Wisconsin (4/16)	MAUI	W	71-56

ACC-Big Ten Challenge

N30 Indiana (3/13)	A	L	67-76
D4 Radford (3/-)	H	W	95-50
D7 Davidson (7/-)	H	W	83-74
D11 Tennessee (7/-)	H	W	73-71

CBS Sports Classic

D17 Kentucky (7/6)	LV	L	100-103
D21 Northern Iowa (8/-)	H	W	85-42
D28 Monmouth (9/-)	H	W	102-74
D31 Georgia Tech (9/-)	A	L	63-75
J3 Clemson (14/-)	A	W (OT)	89-86
J8 NC State (14/-)	H	W	107-56
J11 Wake Forest (11/-)	A	W	93-87
J14 Florida State (11/9)	H	W	96-83
J16 Syracuse (9/-)	H	W	85-68
J21 Boston College (9/-)	A	W	90-82
J26 Virginia Tech (9/-)	H	W	91-72
J28 Miami (9/-)	A	L	62-77
J31 Pittsburgh (12/-)	H	W	80-78
F5 Notre Dame (12/20)	H-GBO%	W	83-76
F9 Duke (8/18)	A	L	78-86
F15 NC State (10/-)	A	W	97-73
F18 Virginia (10/14)	H	W	65-41
F22 Louisville (8/6)	H	W	74-63
F25 Pittsburgh (8/-)	A	W	85-67
F27 Virginia (5/23)	A	L	43-53
M4 Duke (5/17)	H	W	90-83

ACC Tournament

M9 Miami (6/-)	BKLN	W	78-53
M10 Duke (6/14)	BKLN	L	83-93

NCAA Tournament

M17 Texas Southern (5/-)	GRNVL	W	103-64
M19 Arkansas (5/-)	GRNVL	W	72-65

2017 NCAA South Regional

M24 Butler (5/21)	MEM	W	92-80
M26 Kentucky (5/6)	MEM	W	75-73

2017 NCAA Final Four

A1 Oregon (5/9)	GLEN	W	77-76
A3 Gonzaga (5/2)	GLEN	W	71-65

% in Greensboro due to water crisis in Chapel Hill

2017-18

Record: 26-11 (H: 12-3, A: 7-5, N: 7-3)
ACC 11-7, Tied 3rd Place
Coach: Roy Williams

N10 Northern Iowa (9/-)	H	W	86-69
-------------------------	---	---	-------

PK80

N15 Bucknell (9/-)	H	W	93-81
N20 Stanford (9/-)	A	W	96-72

PK80

N23 Portland (9/-)	PORT-MC	W	102-78
N24 Arkansas (9/-)	PORT-VC	W	87-68
N26 Michigan State (9/4)	PORT-MC	L	45-63

ACC-Big Ten Challenge

N29 Michigan (13/-)	H	W	86-71
D1 Davidson (13/-)	A-CHAR	W	85-75
D3 Tulane (13/-)	H	W	97-73
D6 Western Carolina (11/-)	H	W	104-61
D17 Tennessee (7/20)	A	W	78-73
D20 Wofford (5/-)	H	L	75-79

CBS Sports Classic

D23 Ohio State (5/-)	NO	W	86-72
D30 Wake Forest (13/-)	H	W	73-69
J3 Florida State (12/24)	A	L	80-81
J6 Virginia (12/8)	A	L	49-61
J9 Boston College (20/-)	H	W	96-66
J13 Notre Dame (20/-)	A	W	69-68
J16 Clemson (15/20)	H	W	87-79
J20 Georgia Tech (15/-)	H	W	80-66
J22 Virginia Tech (10/-)	A	L	69-80
J27 NC State (10/-)	H	L (OT)	91-95
J30 Clemson (19/20)	A	L	78-82
F3 Pitt (19/-)	H	W	96-65
F8 Duke (21/9)	H	W	82-78
F10 NC State (21/-)	A	W	96-89
F12 Notre Dame (14/-)	H	W	83-66
F17 Louisville (14/-)	A	W	93-76
F21 Syracuse (10/-)	A	W	78-74
F27 Miami (9/-)	H	L	88-91
M3 Duke (9/5)	A	L	64-74

ACC Tournament

M7 Syracuse (12/-)	BKLN	W	78-59
M8 Miami (12/24)	BKLN	W	82-65
M9 Duke (12/5)	BKLN	W	74-69
M10 Virginia (12/1)	BKLN	L	63-71

NCAA Tournament

M16 Lipscomb (10/-)	CHAR	W	84-66
M18 Texas A&M (10/-)	CHAR	L	65-86

2018-19

Record: 29-7 (H: 14-2, A: 11-1, N: 4-4)
ACC 16-2, Tied 1st Place
Coach: Roy Williams

N6 Wofford (8/-)	A	W	78-67
N9 Elon (8/-)	A	W	116-67
N12 Stanford (7/-)	H	W	90-72

Continental Tire Las Vegas Invitational

N16 Tennessee Tech (7/-)	H	W	108-58
N19 Saint Francis (7/-)	H	W	101-76
N22 Texas (7/-)	LV	L	89-92
N23 UCLA (7/17)	LV	W	94-78

ACC-Big Ten Challenge

N28 Michigan (11/7)	A	L	67-84
D5 UNCW (14/-)	H	W	97-69
D15 Gonzaga (12/4)	H	W	103-90

CBS Sports Classic

D22 Kentucky (9/19)	CHI	L	72-80
D29 Davidson (14/-)	H	W	82-60
J2 Harvard (15/-)	H	W	77-57
J5 Pittsburgh (15/-)	A	W	85-60
J8 NC State (12/15)	A	W	90-82
J12 Louisville (12/-)	H	L	62-83
J15 Notre Dame (13/-)	H	W	75-69
J19 Miami (13/-)	A	W	85-76
J21 Virginia Tech (11/10)	H	W	103-82
J29 Georgia Tech (9/-)	A	W	77-54



THEO PINSON
2014-18

F2 Louisville (9/15)	A	W	79-69
F5 NC State (8/-)	H	W	113-96
F9 Miami (8/-)	H	W (OT)	88-85
F11 Virginia (8/4)	H	L	61-69
F16 Wake Forest (8/-)	A	W	95-57
F20 Duke (8/1)	A	W	88-72
F23 Florida State (8/16)	H	W	77-59
F26 Syracuse (5/-)	H	W	93-85
M1 Clemson (5/-)	A	W	81-79
M5 Boston College (3/-)	A	W	79-66
M9 Duke (3/4)	H	W	79-70

ACC Tournament

M14 Louisville (3/-)	CHAR	W	83-70
M15 Duke (3/5)	CHAR	L	73-74

NCAA Tournament

M22 Iona (3/-)	COL	W	88-73
M24 Washington (3/-)	COL	W	81-59

NCAA Midwest Regional

M29 Auburn (3/14)	KC	L	80-97
-------------------	----	---	-------

2019-20

Record: 14-19 (H: 7-8, A: 3-9, N: 4-2)
ACC 6-14, Tied 13th Place
Coach: Roy Williams

N6 Notre Dame (9/-)	H	W	76-65
N8 UNCW (9/-)	A	W	78-62
N15 Gardner-Webb (6/-)	H	W	77-61

Bad Boy Mowers Battle 4 Atlantix

N20 Elon (5/-)	H	W	75-61
N27 Alabama (6/-)	BAH	W	76-67
N28 Michigan (6/-)	BAH	L	64-73
N29 Oregon (6/11)	BAH	W	78-74

ACC-Big Ten Challenge

D4 Ohio State (7/6)	H	L	49-74
D8 Virginia (7/5)	A	L	47-56
D15 Wofford (17/-)	H%	L	64-68
D18 Gonzaga (-/2)	A	L	81-94

CBS Sports Classic

D21 UCLA (-/-)	LV	W	74-64
D30 Yale (-/-)	H	W	70-67
J4 Georgia Tech (-/-)	H	L	83-96
J8 Pittsburgh (-/-)	H	L	65-73
J11 Clemson (-/-)	H	L (OT)	76-79
J18 Pittsburgh (-/-)	A	L	52-66
J22 Virginia Tech (-/-)	A	L (2OT)	77-79
J25 Miami (-/-)	H	W	94-71
J27 NC State (-/-)	A	W	75-65
F1 Boston College (-/-)	H	L	70-71
F3 Florida State (-/8)	A	L	59-65
F8 Duke (-/7)	H	L (OT)	96-98
F11 at Wake Forest (-/-)	A	L	57-74
F15 Virginia (-/-)	H	L	62-64
F17 Notre Dame (-/-)	A	L	76-77
F22 Louisville (-/11)	A	L	55-72
F25 NC State (-/-)	H	W	85-79
F29 Syracuse (-/-)	A	W	92-79
M3 Wake Forest (-/-)	H	W	93-83
M7 Duke (-/12)	A	L	76-89

ACC Tournament

M10 Virginia Tech (-/-)	GBO	W	78-56
M11 Syracuse (-/-)	GBO	L	53-81

% at Carmichael Arena

2020-21

Record: 18-11 (H: 10-1, A: 3-7, N: 5-3)

ACC 10-6, Tied 5th Place

Coach: Roy Williams

N25 College of Charleston (16/-) H W 79-60

Camping World Maui Invitational

N30 vs. UNLV (14/-) ASHE W 78-51

D1 vs. Stanford (14/-) ASHE W 67-63

D2 vs. Texas (14/17) ASHE L 67-69

ACC-Big Ten Challenge

D8 Iowa (16/3) A L 80-93

D12 NC Central (16/-) H W 73-67

CBS Sports Classic

D19 Kentucky (22/-) CLEVE W 75-63

D22 NC State (17/-) A L 76-79

D30 Georgia Tech (-/-) A L 67-72

J2 Notre Dame (-/-) H W 66-65

J5 Miami (-/-) A W 67-65

J12 Syracuse (-/-) H W 81-75

J16 Florida State (-/-) A L 75-82

J20 Wake Forest (-/-) H W 80-73

J23 NC State (-/-) H W 86-76

J26 Pittsburgh (-/-) A W 75-65

F2 Clemson (-/-) A L 50-63

F6 Duke (-/-) A W 91-87

F13 Virginia (-/9) A L 48-60

F16 Northeastern (-/-) H W 82-62

F20 Louisville (-/-) H W 99-54

F24 Marquette (-/-) H L 70-83

F27 Florida State (-/11) H W 78-70

M1 Syracuse (-/-) A L 70-72

M6 Duke (-/-) H W 91-73

ACC Tournament

M10 Notre Dame (-/-) GBO W 101-59

M11 Virginia Tech (-/22) GBO W 81-73

M12 Florida State (-/15) GBO L 66-69

NCAA Tournament

M19 Wisconsin (-/-) WLAF L 62-85



**BRADY MANEK
2021-22**

2021-22

Record: 29-10 (H: 15-2, A: 8-3, N: 6-5)

ACC 15-5, Tied 2nd Place

Coach: Hubert Davis

N9 Loyola Maryland (19/-) H W 83-67

N12 Brown (19/-) H W 94-87

N16 College of Charleston (18/-) A W 94-83

Hall of Fame Tipoff Tournament

N20 Purdue (18/6) UNCAS L 84-93

N21 Tennessee (18/17) UNCAS L 72-89

N23 UNC Asheville H W 72-53

ACC-Big Ten Challenge

D1 Michigan (-/24) H W 72-51

D5 Georgia Tech (-/-) A W 79-62

D11 Elon (-/-) H W 80-63

D14 Furman (-/-) H W 74-61



ARMANDO BACOT had a double-double in Carolina's ACC Tournament second round win over Virginia Tech in 2021. It was the 903rd and final win of Hall of Fame coach Roy Williams' career.

CBS Sports Classic

D18 Kentucky (-/21) LV L 69-98

D21 Appalachian State (-/-) H W 70-50

J2 Boston College (-/-) A W 91-65

J5 Notre Dame (-/-) A L 73-78

J8 Virginia (-/-) H W 74-58

J15 Georgia Tech (-/-) H W 88-65

J18 Miami (-/-) A L 57-85

J22 Wake Forest (-/-) A L 76-98

J24 Virginia Tech (-/-) H W 78-68

J26 Boston College (-/-) H W 58-47

J29 NC State (-/-) H W 100-80

F1 Louisville (-/-) A W (ot) 90-83

F5 Duke (-/9) H L 67-87

F8 Clemson (-/-) A W 79-77

F12 Florida State (-/-) H W 94-74

F16 Pittsburgh (-/-) H L 67-76

F19 Virginia Tech (-/-) A W 65-57

F21 Louisville (-/-) H W 70-63

F26 NC State (-/-) A W 84-74

F28 Syracuse (-/-) H W (ot) 88-79

M5 Duke (-/4) A W 94-81

ACC Tournament

M10 Virginia (25/-) BKLN W 63-43

M11 Virginia Tech (25/-) BKLN L 59-72

NCAA Tournament

M17 Marquette (-/-) FW W 95-63

M19 Baylor (-/4) FW W (ot) 93-86

NCAA East Regional

M25 UCLA (-/11) PHI W 73-66

M27 Saint Peter's (-/-) PHI W 69-49

NCAA Final Four

A2 Duke (-/9) NO W 81-77

A4 Kansas (-/3) NO L 69-72

2022-23

Record: 20-13 (H: 12-3, A: 4-7, N: 4-3)

ACC 11-9, 7th place

Coach: Hubert Davis

N7 UNCW (1/-) H W 69-56

N11 College of Charleston (1/-) H W 102-86

N15 Gardner-Webb (1/-) H W 72-66

N20 James Madison (1/-) H W 80-64

Phil Knight Invitational

N24 Portland (1/-) PORT-MC W 89-81

N25 Iowa State (1/-) PORT-VC L 65-70

N27 Alabama (1/18) PORT-VCL (4 ot) 101-103

ACC-Big Ten Challenge

N30 Indiana (18/10) A L 65-77

D4 Virginia Tech (18/-) A L 72-80

D10 Georgia Tech (-/-) H W 75-59

D13 The Citadel (-/-) H W 100-67

CBS Sports Classic

D17 Ohio State (-/23) NYC W (ot) 89-84

Jumpman Invitational

D21 Michigan (-/-) CHAR W 80-76

D30 Pittsburgh (25/-) A L 74-76

J4 Wake Forest (-/-) H W 88-79

J7 Notre Dame (-/-) H W 81-64

J10 Virginia (-/13) A L 58-65

J14 Louisville (-/-) A W 80-59

J17 Boston College (-/-) H W 72-64

J21 NC State (-/-) H W 80-69

J24 Syracuse (-/-) A W 72-68

F1 Pittsburgh (-/-) H L 64-65

F4 Duke (-/-) A L 57-63

F7 Wake Forest (-/-) A L 85-92

F11 Clemson (-/-) H W 91-71

F13 Miami (-/15) H L 72-80

F19 NC State (-/23) A L 69-77

F22 Notre Dame (-/-) A W 63-59

F25 Virginia (-/6) H W 71-63

F27 Florida State (-/-) A W 77-66

M4 Duke (-/-) H L 57-62

ACC Tournament

M8 Boston College (-/-) GBO W 85-61

M9 Virginia (-/13) GBO L 59-68



**CALEB LOVE
2020-23**



BEST RECORDS TO START SEASONS



UNDEFEATED IN ... GAMES BEFORE A LOSS

Lost First Game: 1912, 1913, 1914, 1915, 1916, 1919, 1922, 1929, 1930, 1966, 1983, 1997, 2002, 2005

1 game: 1917, 1920, 1927, 1937, 1939, 1941, 1942, 1964, 1965, 1977, 1980

2 games: 1944, 1950, 1952, 1955, 1961, 1962, 1968, 1970, 1972, 1979, 1987, 1989, 1990, 1991, 1994, 1996, 2011, 2014

3 games: 1921, 1943, 1946, 1954, 1960, 1963, 1975, 2000, 2001, 2006, 2007, 2015, 2016, 2021, 2022

4 games: 1928, 1931, 1936, 1945, 1947, 1953, 1971, 1978, 1988, 2010, 2013

5 games: 1911, 1918, 1926, 1951, 1958, 1981, 2003, 2012, 2018, 2019, 2020, 2023

6 games: 1932, 1959, 1973, 1976, 1992, 2004

7 games: 1933, 1938, 1949, 1956, 1969, 1974, 2017

8 games: 1925, 1985, 1993, 1999

9 games: 1934, 1967, 1995

11 games: 1935

12 games: 1948

13 games: 1982, 2009

14 games: 1940

15 games: 1923

17 games: 1998

18 games: 2008

21 games: 1984, 1986

Carolina went 26-0 in 1924 and 32-0 in 1957

BEST RECORD AFTER ... GAMES

5 Games (5-0): 1911, 1918, 1923, 1924, 1925, 1926, 1932, 1933, 1934, 1935, 1938, 1940, 1948, 1949, 1951, 1956, 1957, 1958, 1959, 1967, 1969, 1973, 1974, 1976, 1981, 1982, 1984, 1985, 1986, 1992, 1993, 1995, 1998, 1999, 2003, 2004, 2008, 2009, 2012, 2017, 2018, 2019, 2020, 2023

10 Games (10-0): 1923, 1924, 1935, 1940, 1948, 1957, 1982, 1984, 1986, 1998, 2008, 2009

15 Games (15-0): 1923, 1924, 1957, 1984, 1986, 1998, 2008

20 Games (20-0): 1924, 1957, 1984, 1986

25 Games (25-0): 1924, 1957

30 Games (30-0): 1957

31 Games (31-0): 1957

32 Games (32-0): 1957

33 Games (31-2): 1982, 2008

34 Games (32-2): 1982, 2008

35 Games (33-2): 2008

36 Games (34-2): 2008

37 Games (35-2): 2008

38 Games (36-2): 2008

39 Games (36-3): 2008

40 Games (33-7): 2016, 2017

UNDEFEATED IN ... ACC REGULAR-SEASON GAMES BEFORE A LOSS

Lost First ACC Game: 1966, 1980, 1990, 1992, 1995, 1997, 1999, 2004, 2009, 2013, 2014, 2017, 2021, 2023

1 Game: 1964, 1970, 1981, 1989, 2002, 2003, 2010, 2015, 2018, 2020

2 Games: 1955, 1962, 1963, 1965, 1975, 1978, 1979, 1988, 1991, 1994, 1996, 2000, 2006, 2007, 2011, 2012, 2019, 2022

3 Games: 1956, 1972, 1973, 2005, 2008

4 Games: 1954, 1958, 1971, 1974, 1976, 1977, 1982, 1985, 1998

5 Games: 1986

6 Games: 1960, 1993

7 Games: 1961

8 Games: 1983, 2016

9 Games: 1969

10 Games: 1967

11 Games: 1959, 2001

12 Games: 1968

Carolina went 14-0 in ACC regular-season play in 1957, 1984 and 1987

BEST ACC RECORD AFTER ... GAMES

1 Game (1-0): 1954, 1955, 1956, 1957, 1958, 1959, 1960, 1961, 1962, 1963, 1964, 1965, 1967, 1968, 1969, 1970, 1971, 1972, 1973, 1974, 1975, 1976, 1977, 1978, 1979, 1981, 1982, 1983, 1984, 1985, 1986, 1987, 1988, 1989, 1991, 1993, 1994, 1996, 1998, 2000, 2001, 2002, 2003, 2005, 2006, 2007, 2008, 2010, 2011, 2012, 2015, 2016, 2018, 2019, 2020, 2022

2 Games (2-0): 1954, 1955, 1956, 1957, 1958, 1959, 1960, 1961, 1962, 1963, 1965, 1967, 19678, 1969, 1971, 1972, 1973, 1974, 1975, 1976, 1977, 1978, 1979, 1982, 1983, 1984, 1985, 1986, 1987, 1988, 1991, 1993, 1994, 1996, 1998, 2000, 2001, 2005, 2006, 2007, 2008, 2011, 2012, 2016, 2019, 2022

3 Games (3-0): 1954, 1956, 1957, 1958, 1959, 1960, 1961, 1967, 1968, 1969, 1971, 1972, 1973, 1974, 1976, 1977, 1982, 1983, 1984, 1985, 1986, 1987, 1993, 1998, 2001, 2005, 2008, 2016

4 Games (4-0): 1954, 1957, 1958, 1959, 1960, 1961, 1967, 1968, 1969, 1971, 1974, 1976, 1977, 1982, 1983, 1984, 1985, 1986, 1987, 1993, 1998, 2001, 2016



JOE WOLF averaged 15.2 points and 7.1 rebounds in leading the Tar Heels to a 14-0 record in ACC regular-season play in 1986-87.

5 Games (5-0): 1957, 1959, 1960, 1961, 1967, 1968, 1969, 1983, 1984, 1986, 1987, 1993, 2001, 2016

6 Games (6-0): 1957, 1959, 1960, 1961, 1967, 1968, 1969, 1983, 1984, 1987, 1993, 2001, 2016

7 Games (7-0): 1957, 1959, 1961, 1967, 1968, 1969, 1983, 1984, 1987, 2001, 2016

8 Games (8-0): 1957, 1959, 1967, 1968, 1969, 1983, 1984, 1987, 2001, 2016

9 Games (9-0): 1957, 1959, 1967, 1968, 1969, 1984, 1987, 2001

10 Games (10-0): 1957, 1959, 1967, 1968, 1984, 1987, 2001

11 Games (11-0): 1957, 1959, 1968, 1984, 1987, 2001

12 Games (12-0): 1957, 1968, 1984, 1987

13 Games (13-0): 1957, 1984, 1987

14 Games (14-0): 1957, 1984, 1987

15 Games (13-2): 1993, 1998, 2001, 2005, 2008, 2011, 2012, 2019

16 Games (14-2): 1993, 2005, 2008, 2011, 2012, 2019

17 Games (15-2): 2019

18 Games (16-2): 2019

19 Games (14-5): 2022

20 Games (15-5): 2022

Multiple Losses to Begin a Season: 3 in 1929, 2002; 2 in 1915, 1983

Multiple Losses to Begin ACC Play: 3 in 1997, 2014; 2 in 1980, 2009, 2013, 2021



NEUTRAL SITES LEGEND



Legend for neutral sites listed in game-by-game scores, series records, ACC Tournament results, 100-point games, overtime games, games as No. 1 in AP poll and games against AP-ranked teams

AN– Anchorage, Alaska (Buckner Fieldhouse, 1981; Sullivan Center, 1986, 1998)
ANNAP– Annapolis, Md. (Alumni Hall)
ARL– Arlington, Texas (Dallas Cowboys Stadium)
ASHE– Asheville, N.C. (Civic Center)
ATL– Atlanta, Ga. (Omni, 1977-89; Georgia Dome, 2001-09, Phillips Arena, 2012)
AUS– Austin, Texas (Erwin Center)

BAH – Paradise Island, The Bahamas (Imperial Arena)
BIR– Birmingham, Ala. (Jefferson Civic Center)
BKLN– Brooklyn, N.Y. (Barclays Center)
BL– Blacksburg, Va.
BOS– Boston, Mass. (Boston Garden)

CHAR– Charlotte, N.C. (Armory Auditorium, 1940-54; Charlotte Coliseum on Independence Avenue, 1955-88; Charlotte Coliseum/Hornets arena 1989-2005; Charlotte Bobcats Arena, 2007-08; Time Warner Cable Arena, 2008-2015, Spectrum Center, 2018-present)
CHI– Chicago, Ill. (Chicago Stadium, 1958, 1959; United Center 1998, 2000, 2009, 2015)
CIN– Cincinnati, Ohio (Riverfront Coliseum)
CLEVE– Cleveland, Ohio (Rocket Loan Mortgage Arena)
COL– Columbus, Ohio (Nationwide Arena)
CP– College Park, Md. (Cole Field House)

DAL– Dallas, Texas (Reunion Arena)
DAN– Danville, Va.
DAY– Dayton, Ohio (Dayton Arena)
DC– Washington, D.C. (MCI Center, 2005; Verizon Center, 2016)
DEN– Denver, Colo. (McNichol Arena/Pepsi Center)
DET– Detroit, Mich. (Ford Field)
DTX– Denton, Texas
DUR– Durham, N.C. (Duke Indoor Stadium)

ELK– Elkin, N.C.
EP– El Paso, Texas (Special Events Center)
ERNJ– East Rutherford, N.J. (Meadowlands)

FW– Fort Worth, Texas (Dickies Arena)

GBO– Greensboro, N.C. (Greensboro Coliseum)
GLEN– Glendale, Ariz. (University of Phoenix Stadium)
GRNVL– Greenville, S.C. (Bon Secours Wellness Arena)

HER– Hershey Park, Pa. (Hershey Arena)
HON– Honolulu, Hawai'i (Blaisdell Center)
HOU– Houston, Texas (Summit/Compac Center, 1986, 2001; NRG Stadium, 2016)
HTF– Hartford, Conn. (Hartford Civic Center)

INDY– Indianapolis, Ind. (Hoosier/RCA Dome)

JAX – Jacksonville, Fla. (Veterans Memorial Arena)

KC– Kansas City, Mo. (Memorial Auditorium, 1957; Kemper Arena, 1981, 1987; Sprint Center, 2013, 2016)

LA– Los Angeles, Calif. (Sports Arena, 1968, 1972, 1980; STAPLES Center, 2015)
LAF– Lafayette, La. (Camelia Bowl)
LEX– Lexington, Ky. (Memorial Coliseum, 1958, 1960; Rupp Arena, 1989, 1992)
LOU– Louisville, Ky. (Freedom Hall)
LV– Las Vegas, Nev. (Orleans Center 2008, 2012; T-Mobile Arena 2017, 2022)

LYN– Lynchburg, Va.

MAD– Madison, Wis.
MAUI– Maui, Hawai'i (Lahaina Civic Center)
MD– Landover, Md. (Capital Centre/US Air Arena)
MEM– Memphis, Tenn. (FedExForum)
MIA– Miami, Fla. (Knight Center)
MOR– Morgantown, W.Va.
MYR– Myrtle Beach, S.C.
ND– South Bend, Ind. (Joyce Center)
NO– New Orleans, La. (Municipal Auditorium, 1972; Superdome, 1982, 1993, 1994, 2001, 2022; Smoothie King Center, 2018)
NOR– Norfolk, Va.
NWK– Newark, N.J. (Prudential Center)
NYC– New York, N.Y. (Madison Square Garden)

OAK– Oakland, Calif. (The Arena)
OG– Ogden, Utah (Dee Events Center)
ORL– Orlando, Fla. (Orlando Civic Center, 1985; Orlando Arena, 1991)
OS– Osaka, Japan (Osakajo Hall)

PBA– Pine Bluff, Ark. (Convention Center)
PHI– Philadelphia, Pa. (Palestra, 1957; Spectrum, 1981, 1996; Wells Fargo Center, 2016, 2022)
PK– Pikeville, Ky.
PORT– Portland, Ore. (Veterans Memorial Coliseum, 1968, 1977, 2018-VC, 2023-VC; Moda Center, 2018-MC, 2023-MC)
PR– San Juan, Puerto Rico (Coliseo de Puerto Rico)
PROV– Providence, R.I. (Providence Civic Center)

RAL– Raleigh, N.C. (Memorial Auditorium through 1946; Reynolds Coliseum through 1999; RBC Center/PNC Arena since 2000)
RICH– Richmond, Va. (Robins Center, 1988; Richmond Coliseum, 1996)
ROA– Roanoke, Va.
ROCH– Rochester, N.Y. (War Memorial Coliseum)

SA– San Antonio, Texas (Alamodome, 1998, 2008; AT&T Center, 2014)
SC– Santa Clara, Calif. (Toso Pavilion)
SEA– Seattle, Wash., (Kingdome, 1988, 1995; Key Arena, 1999)
SLC– Salt Lake City, Utah (Huntsman Center)
SP– St. Petersburg, Fla. (Bayfront Arena)
SPR– Springfield, Mass. (Civic Center)
STAN– Stanford, Calif. (Maples Pavilion)
STL– St. Louis, Mo. (Checkerdome, 1983; Edward Jones Dome, 2005, 2012)
STP– Tampa, Fla. (St. Pete Times Forum)
STV– Statesville, N.C.
SUN– Sunrise, Fla. (National Car Rental Center)
SY– Syracuse, N.Y. (Carrier Dome)

TAL– Tallahassee, Fla. (Leon County Civic Center)
TAM– Tampa, Fla.
TEMPE– Tempe, Ariz. (University Activity Center)
TOK– Tokyo, Japan (Aoyoma Gaukin Hall)
TUL– Tulsa, Okla. (Mabee Center)

UNCAS– Uncasville, Conn. (Mohegan Sun)

WLAFF– West Lafayette, Ind. (Mackey Arena)
W-S– Winston-Salem, N.C. (Lawrence Joel Coliseum 1993, 1997, 2007)

the season listed is the spring semester of that season; i.e., any game site from the 2022-23 season is listed as 2023



SERIES RECORDS



OPPONENT	UNC	OPPONENT	LAST TIME
Air Force Academy	1	0	3-18-2004
Akron	1	0	12-14-2003
Alabama	8	5	11-27-2022
UAB	4	1	12-27-2014
Alaska Anchorage	1	0	11-28-1980
Albany	1	0	12-30-2009
Appalachian State	7	0	12-21-2021
Arizona	4	3	1-27-2007
Arizona State	1	0	12-23-1984
Arkansas	7	3	11-24-2017
Army	0	3	1-23-1935
Auburn	3	1	3-29-2019
Barton (formerly Atlantic Christian)	3	0	12-15-1939
Baylor	1	0	3-19-2022
Belmont	0	1	11-17-2013
Bethune-Cookman	2	0	12-29-1997
Binghamton	1	0	12-16-2001
Boston College	22	6	3-8-2023
Boston University	2	0	12-2-1984
Bowling Green	1	0	12-30-1969
Bradley	1	1	12-30-1971
Brigham Young	5	0	11-24-2007
Brown	2	0	11-12-2021
Bucknell	1	0	11-15-2017
Buffalo	3	0	12-17-2000
Butler	3	3	3-24-2017
California	4	1	12-29-1998
UC Santa Barbara	3	0	11-21-2008
Canisius	1	0	3-15-1957
Catawba	10	0	12-9-1948
Catholic	3	0	2-5-1926
UCF	2	0	12-7-1991
Chaminade	3	0	11-21-2016
College of Charleston	7	3	11-11-2022
Charlotte	2	0	12-12-1998
Chattanooga	5	0	11-13-2016
Cincinnati	7	1	12-8-1999
The Citadel	20	0	12-13-2022
Clemson	135	23	2-11-2023
Cleveland State	3	0	11-22-2005
Coastal Carolina	1	0	12-30-2003
Colorado	3	0	3-15-1997
Colorado State	1	1	12-9-1993
Columbia	2	0	12-19-1966
Connecticut	5	1	2-13-2005
Cornell	3	0	1-4-1993
Creighton	3	0	3-18-2012
Dartmouth	6	1	12-19-1998
Davidson	67	11	12-29-2018
Dayton	1	2	4-1-2010
DePaul	4	1	3-18-2003
Detroit	3	0	12-15-1979
Drake	0	1	3-22-1969
Duke	143	117	3-4-2023
Duquesne	1	0	3-13-1969
East Carolina	4	0	12-7-2014
Eastern Kentucky	1	1	3-15-2007
Eastern Michigan	1	0	3-22-1991
East Tennessee State	6	0	12-8-2012
Elon	21	4	12-11-2021
Emory and Henry	1	1	1-31-1918
Evansville	3	0	12-6-2011
Fairfield	2	0	11-15-2015
Florida	4	2	11-28-2014

OPPONENT	UNC	OPPONENT	LAST TIME
Florida Atlantic	2	0	11-11-2012
Florida Gulf Coast	1	0	3-17-2016
Florida International	2	0	11-9-2009
Florida Southern	1	0	12-1-1969
Florida State	53	16	2-27-2023
Fordham	5	1	1-6-1988
Furman	24	2	12-14-2021
Gardner-Webb	6	0	11-5-2022
George Mason	1	1	3-19-2006
Georgetown	4	5	3-25-2007
George Washington	4	6	12-3-1993
Georgia	13	5	11-18-1998
Georgia State	1	0	1-24-1983
Georgia Tech	72	27	12-10-2022
Gonzaga	3	2	12-18-2019
Guilford	23	2	12-4-1948
Hampden-Sydney	1	0	1-15-1927
Hampton	2	1	11-16-2001
Harvard	4	2	1-2-2019
Hawai'i	5	0	11-18-2016
Hawai'i-Loa	1	0	11-29-1986
Hawai'i-Pacific	1	0	12-29-1984
High Point	8	0	12-9-2006
Hofstra	1	0	11-18-2010
Holy Cross	2	1	11-15-2013
Houston	5	1	12-13-1992
Howard	5	0	1-2-2000
Illinois	4	4	11-30-2010
Indiana	6	10	11-30-2022
Iona	4	1	3-22-2019
Iowa	1	4	12-8-2020
Iowa State	3	2	11-25-2022
Jacksonville	6	0	12-17-1991
James Madison	4	0	11-20-2022
Kansas	6	6	4-4-2022
Kansas State	5	1	11-24-2015
Kent State	3	0	1-2-2008
Kentucky	25	17	12-18-2021
LaSalle	2	1	1-9-1988
Lehigh	1	0	1-2-1941
Lenoir-Rhyne	1	1	12-7-1949
Liberty	1	0	3-18-1994
Lipscomb	2	0	3-16-2018
Long Beach State	4	0	11-15-2016
Long Island	1	0	3-18-2011
LSU	10	2	3-21-2009
Louisville	19	7	1-14-2023
Loyola Chicago	2	1	12-12-2004
Loyola Maryland	2	0	11-9-2021
Loyola Marymount	1	0	3-19-1988
Manhattan	1	1	12-27-1985
Marquette	5	2	3-17-2022
Marshall	3	0	12-22-2009
Maryland	123	57	12-1-2015
Maryville	1	0	2-3-1916
Massachusetts	4	1	12-29-2000
McNeese State	1	0	12-22-2012
Mercer	7	0	12-2-1980
Miami	26	10	2-13-2023
Miami, Ohio	3	1	3-19-1992
Michigan	6	4	12-21-2022
Michigan State	12	4	11-26-2017

OPPONENT	UNC	OPPONENT	LAST TIME
Middle Tennessee State	4	0	11-30-1998
Milligan	0	1	12-11-1943
Minnesota	3	2	11-19-2010
Mississippi	1	1	2-28-1926
Mississippi College	1	0	2-27-1923
Mississippi State	6	0	11-19-2011
Mississippi Valley State	1	0	11-20-2011
Missouri	5	4	3-17-2000
Monmouth	2	0	12-28-2016
Mount St. Mary's	1	0	3-21-2008
Murray State	2	0	3-17-2006
Navy	6	14	3-12-1998
Nebraska	1	0	1-6-1973
Nevada	5	0	11-29-2009
UNLV	5	1	11-30-2020
Newberry	1	0	2-25-1922
New Mexico State	1	0	3-15-1975
New Orleans	1	0	3-15-1996
NYU	7	10	12-17-1966
Niagara	1	0	12-30-1978
Nicholls	2	0	12-19-2011
UNC Asheville	9	0	11-23-2021
North Carolina A&T	2	0	2-18-2003
North Carolina Central	3	0	12-12-2020
UNCG	3	0	12-28-2015
NC State	164	80	2-19-2023
UNCW	6	0	11-7-2022
Northeastern	2	0	2-16-2021
Northern Iowa	2	1	11-10-2017
Northern Kentucky	1	0	12-27-2013
North Texas	1	0	3-17-1988
Northwestern	4	1	11-23-2015
Notre Dame	29	9	2-22-2023
Oakland (Mich.)	2	0	11-8-2013
Ohio State	13	3	12-17-22
Ohio University	2	1	3-23-2012
Oklahoma	3	0	3-29-2009
Oklahoma State	1	1	11-22-2016
Old Dominion	8	0	11-23-2007
Oral Roberts	4	0	12-13-2008
Oregon	6	0	11-29-2019
Oregon State	3	1	11-30-1977
Penn	6	2	11-15-2008
Penn State	4	1	11-18-2002
Pepperdine	2	0	1-6-1990
Pittsburgh	15	8	2-1-2023
Portland	2	0	11-24-2022
Presbyterian	1	0	12-12-2009
Princeton	8	5	3-16-2001
Providence	4	1	3-19-2016
Purdue	8	3	11-20-2021
Radford	2	0	12-4-2016
Randolph-Macon	2	0	1-9-1931
Rhode Island	2	2	3-30-2010
Rice	3	0	12-2-1971
Richmond	16	2	11-23-2013
Roanoke	1	1	2-9-1916
Robert Morris	1	0	11-16-2014
Rochester	1	0	12-10-1977
Rutgers	12	1	12-28-2010
Sacred Heart	1	0	11-14-2006
St. Bonaventure	1	0	3-15-1968
Saint Francis (Pa.)	2	0	11-19-2018
St. John's	2	2	12-28-2002
St. Joseph's (Pa.)	5	3	12-22-2002
Saint Louis	3	1	12-22-2006
Saint Peter's	1	0	3-27-2022
St. Thomas (Fla.)	3	0	11-30-1974
Samford	1	0	2-24-1922

OPPONENT	UNC	OPPONENT	LAST TIME
San Diego State	2	0	11-24-1990
San Francisco	0	1	3-11-1978
Santa Clara	3	1	12-17-2005
Seton Hall	4	1	11-28-1997
South Carolina	57	21	11-25-2011
South Carolina State	1	0	11-20-2007
South Florida	6	0	12-12-1981
Southern	1	0	3-17-1989
Southern California	8	1	3-23-2007
Southern Methodist	2	1	12-12-1987
SW Missouri State	1	0	3-15-1990
Southwestern Louisiana	1	0	12-28-1992
Stanford	13	0	12-1-2020
Stetson	3	0	12-3-1987
Syracuse	16	6	1-24-2023
Temple	4	3	11-13-2015
Tennessee	10	2	11-21-2021
Tennessee State	1	0	11-22-2011
Tennessee Tech	2	0	11-16-2018
Texas	3	9	12-2-2020
Texas A&M	2	2	3-18-2018
Texas-Pan American	1	0	12-18-1982
Texas Southern	1	0	3-17-2017
Texas Tech	2	1	3-17-1996
Towson State	3	0	11-30-1991
Tulane	16	1	12-3-2017
Tulsa	3	1	11-11-2000
UCLA	11	3	3-25-2022
University of the South	1	0	2-24-1931
Utah	7	2	3-28-1998
Valparaiso	3	0	11-15-2009
Vanderbilt	6	4	11-21-2010
Vermont	4	0	3-16-2012
Villanova	11	5	4-4-2016
Virginia	134	62	3-9-2023
VMI	36	4	12-15-1996
Virginia Tech	72	17	12-4-2022
Wake Forest	164	69	2-7-2023
Washington	3	0	3-24-2019
Washington & Lee	24	14	2-2-1954
Washington State	1	0	3-27-2008
Weber State	1	1	3-11-1999
Western Carolina	2	0	12-6-2017
Western Kentucky	1	0	11-17-1993
West Virginia	0	5	12-31-1965
Wichita State	1	0	12-21-1984
William and Mary	20	3	12-30-2014
Winthrop	2	0	11-15-2006
Wisconsin	3	2	3-19-2021
Wofford	4	2	12-15-2019
Wyoming	1	0	3-24-2003
Xavier	0	1	12-22-1950
Yale	7	1	12-30-2019

2023-24 regular-season opponents or possible regular-season tournament opponents in bold



SERIES RESULTS



AIR FORCE ACADEMY (UNC 1-0)

Date	W-L	NC	AFA	Site	Rank	Coach
3-18-04	W	63	52	Denver, Pepsi Center, NCAAs	18/-	DES

AKRON (UNC 1-0)

Date	W-L	NC	AK	Site	Rank	Coach
12-14-03	W	64	53	home, Smith Center	7/-	RW

ALABAMA (UNC 8-5)

Date	W-L	NC	UA	Site	Rank	Coach
2-28-22	W	20	11	Atlanta, Municipal Auditorium, SoCon	—	none
2-24-24	W	26	18	Atlanta, Municipal Auditorium, SoCon	—	NS
1-4-55	L	55	77	away, Foster Auditorium	-13	FM
12-14-55	W	99	77	home, Woollen Gym	16/5	FM
12-19-64	L	61	66	Blacksburg, Cassell, Va. Tech Inv.	—	DES
3-25-73	W	88	69	New York, MSG, NIT	11/-	DES
3-13-76	L	64	79	Dayton, NCAAme	5/8	DES
3-19-82	W	74	69	Raleigh, Reynolds, NCAAe	1/13	DES
11-30-89	L	93	101	away, Coleman Coliseum	12/-	DES
12-15-90	W	95	79	home, Smith Center	9/20	DES
3-21-92	W	64	55	Cincinnati, Riverfront, NCAAse	18/13	DES
11-27-19	W	76	67	Battle 4 Atlantis, Bahamas	6/-	RW
11-27-22	L (4 OT)	101	103	Portland, Ore., Phil Knight Inv.	1/18	HD

UNC Bests vs. Alabama

Points: 34 by Caleb Love, 11/27/22 in Portland, Ore.

3FG: 5 by Hubert Davis, 11/30/89

Rebounds: 15 by Billy Cunningham, 12/19/64 in Blacksburg, Va.; by Armando Bacot, 11/27/19 in The Bahamas

Assists: 9 by George Karl, 3/25/73 in New York~

Blocked Shots: 3 by Armando Bacot, Leaky Black, Pete Nance, 11/27/22 in Portland, Ore.

Steals: 5 by Dave Hanners, 3/13/76 in Dayton, Ohio^

UAB (UNC 4-1)

Date	W-L	NC	UAB	Site	Rank	Coach
3-15-86	W	77	59	Ogden, Dee Events Ctr, NCAAw	8/-	DES
3-23-10	W	60	55	away, Bartow Arena, NIT	—	RW
12-1-12	W	102	84	home, Smith Center	14/-	RW
12-1-13	L	59	63	away, Bartow Arena	16/-	RW
12-27-14	W	89	58	home, Smith Center	20/-	RW

ALASKA-ANCHORAGE (UNC 1-0)

Date	W-L	NC	UAA	Site	Rank	Coach
11-28-80	W	69	50	Anchorage, Buckner Fieldhouse Great Alaska Shootout	13/-	DES

ALBANY (UNC 1-0)

Date	W-L	NC	ALB	Site	Rank	Coach
12-30-09	W	87	70	home, Smith Center	9/-	RW

APPALACHIAN STATE (UNC 7-0)

Date	W-L	NC	ASU	Site	Rank	Coach
1-3-40	W	58	49	away	—	BL
1-17-98	W	96	63	home, Smith Center	1/-	BG
11-13-98	W	87	64	home, Smith Center	11/-	BG
11-17-00	W	99	69	away, Holmes Center	7/-	MD
12-17-11	W	97	82	home, Smith Center	5/-	RW
12-21-15	W	94	70	home, Smith Center	7/-	RW
12-21-21	W	70	50	home, Smith Center	—	HD

ARIZONA (UNC 4-3)

Date	W-L	NC	UA	Site	Rank	Coach
12-28-48	W	60	49	Lafayette, La., Camelia Bowl	—	TS
3-27-88	L	52	70	Seattle Kingdome, NCAAw	7/2	DES
12-2-88	W	79	72	Charlotte Coliseum, Diet Pepsi	10/11	DES
11-22-96	L	72	83	Springfield CC, Hall of Fame Tip	7/19	DES
3-29-97	L	58	66	Indianapolis, RCA Dome, NCAA FF	4/15	DES
1-28-06	W	86	69	home, Smith Center	—	RW
1-27-07	W	92	64	away, McKale Center	4/17	RW

UNC Bests vs. Arizona

Points: 21 by Vince Carter, 3/29/97 in Indianapolis^; by Tyler Hansbrough, 1/28/06

3FG: 4 by Wes Miller, 1/28/06

Rebounds: 11 by Pete Chilcutt, 12/2/88 in Charlotte; by Antawn Jamison, 3/29/97 in Indianapolis^; by Tyler Hansbrough, 1/28/06

Assists: 9 by Bobby Frasier, 1/28/06

Blocked Shots: 2 by Steve Bucknall, 12/4/88 in Charlotte; by Danny Green, 1/28/06; by Serge Zwikker, 11/22/96 in Springfield, Mass.

Steals: 5 by Ed Cota, 11/22/96 in Springfield, Mass.

Most Arizona Points vs. UNC: 31 by Michael Dickerson, Nov. 22, 1996 in Springfield, Mass.

ARIZONA STATE (UNC 1-0)

Date	W-L	NC	ASU	Site	Rank	Coach
12-23-84	W	85	66	Tokyo, Japan, Suntory Bowl	10/-	DES

ARKANSAS (UNC 7-3)

Date	W-L	NC	UA	Site	Rank	Coach
1-14-79	W	63	57	Greensboro Coliseum	3/10	DES
11-30-80	W	64	58	Anchorage, Buckner Fieldhouse Great Alaska Shootout	13/20	DES
2-12-84	L	64	65	Pine Bluff, Ark., Convention Center	1/-	DES
3-22-90	L	73	96	Dallas, Reunion, NCAAmw	-7	DES
3-26-93	W	80	74	Meadowlands, NCAAe	4/12	DES
4-1-95	L	68	75	Seattle, Kingdome, NCAA FF	4/6	DES
3-23-08	W	108	77	Raleigh, RBC Center, NCAAe	1/-	RW
3-21-15	W	87	78	Jacksonville, Vet. Mem., NCAAAw	15/21	RW
3-19-17	W	72	65	Greenville, S.C./Bon Secours Wellness Arena, NCAAs	5/-	RW
11-24-17	W	87	68	Portland, Ore., Moda Center, PK80	9/-	RW

UNC Bests vs. Arkansas

Points: 28 by Luke Maye, 11/24/17 in Portland, Ore.

3FG: 5 by Donald Williams, 4/1/95 in Seattle, Wash.^

Rebounds: 16 by Luke Maye, 11/24/17 in Portland, Ore.

Assists: 9 by Dante Calabria, 4/1/95 in Seattle, Wash.^

Blocked Shots: 4 by Rasheed Wallace, 4/1/95 in Seattle, Wash.^

Steals: 5 by Dudley Bradley, 1/14/79 in Greensboro; by Marcus Paige, 3/21/15 in Jacksonville Fla.^; by Justin Jackson, 3/19/17 in Greenville, S.C.^

Most Arkansas Points vs. UNC: 27 by Michael Qualls, 3/21/15 in Jacksonville Fla.^

ARMY (UNC 0-3)

Date	W-L	NC	USMA	Site	Rank	Coach
2-5-21	L	26	34	away, Hayes Gymnasium	—	FB
2-21-22	L	22	52	away, Hayes Gymnasium	—	none
1-23-35	L	19	29	away, Hayes Gymnasium	—	GS

AUBURN (UNC 3-1)

Date	W-L	NC	AU	Site	Rank	Coach
2-26-27	W	28	15	Atlanta, Municipal Auditorium, SoCon	—	JA
2-28-32	W	52	31	Atlanta, Municipal Auditorium, SoCon	—	GS
3-22-85	W	62	56	Birmingham, Jefferson CC, NCAAse	7/-	DES
3-29-19	L	80	97	Kansas City, Sprint Center, NCAAmw	3/14	RW

BARTON (UNC 3-0)

Date	W-L	NC	BC	Site	Rank	Coach
1-4-38	W	47	20	home, Indoor Athletic Court	—	WS
1-2-39	W	57	19	home, Woollen Gym	—	WS
12-15-39	W	49	32	home, Woollen Gym	—	BL

BAYLOR (UNC 1-0)

Date	W-L	NC	BAY	Site	Rank	Coach
3-19-2022	W (ot)	93	86	Fort Worth/Dickies Arena, NCAAe	-/4	HD

BELMONT (UNC 0-1)

Date	W-L	NC	BEL	Site	Rank	Coach
11-17-2013	L	80	83	home, Smith Center	12/-	RW

BETHUNE-COOKMAN (UNC 2-0)

Date	W-L	NC	BC	Site	Rank	Coach
12-2-96	W	106	62	home, Smith Center	14/-	DES
12-29-97	W	97	46	away, Ocean Center	1/-	BG

BINGHAMTON (UNC 1-0)

Date	W-L	NC	BI	Site	Rank	Coach
12-16-01	W	61	60	home, Smith Center	—	MD

BOSTON COLLEGE (UNC 22-6)

Date	W-L	NC	BC	Site	Rank	Coach
3-18-67	W	96	80	College Park, Cole FH, NCAAe	4/9	DES
3-22-75	W	110	90	Providence CC, NCAAe	6/-	DES
3-20-94	L	72	75	Landover, Capital Ctr, NCAAe	1/-	DES
1-25-06	L	74	81	home, Smith Center	-/20	RW
3-11-06	L	82	85	Greensboro Coliseum, ACC	10/11	RW
2-17-07	W	77	72	away, Conte Forum	4/21	RW
3-10-07	W	71	56	Tampa, STP Times Forum, ACC	8/-	RW
1-31-08	W	91	69	home, Smith Center	4/-	RW
3-1-08	W	90	80	away, Conte Forum	3/-	RW
1-4-09	L	78	85	home, Smith Center	1/-	RW
2-20-10	L	67	71	away, Conte Forum	—	RW
2-1-11	W	106	74	away, Conte Forum	23/-	RW
2-19-11	W	48	46	home, Smith Center	19/-	RW

1-7-12	W	83	60	home, Smith Center	3/-	RW
1-29-13	W	82	70	away, Conte Forum	—	RW
1-18-14	W	82	71	home, Smith Center	—	RW
2-7-15	W	79	68	away, Conte Forum	12/-	RW
3-11-15	W	81	63	Greensboro Coliseum, ACC	19/-	RW
1-30-16	W	89	62	home, Smith Center	2/-	RW
2-9-16	W	68	65	away, Conte Forum	9/-	RW
1-21-17	W	90	82	away, Conte Forum	9/-	RW
1-9-18	W	96	66	home, Smith Center	20/-	RW
3-5-19	W	79	66	away, Conte Forum	3/-	RW
2-1-20	L	70	71	home, Smith Center	—	RW
1-2-22	W	91	65	away, Conte Forum	—	HD
1-26-22	W	58	47	home, Smith Center	—	HD
1-17-23	W	72	64	home, Smith Center	—	HD
3-8-23	W	85	61	Greensboro Coliseum, ACC	—	HD

(individual series highs on pages 166, 169 and 171)
UNC vs. BC in the ACC— 20-5; UNC at home/all at Smith Center— 8-3; UNC on the road/all at Conte Forum— 9-1; UNC at neutral sites— 5-2 (2-1 in Greensboro, 1-0 in College Park, 1-0 in Providence, 1-0 in Tampa, 0-1 in Landover); Dean Smith vs. BC— 2-1; Roy Williams vs. BC— 16-5; Hubert Davis vs. BC— 4-0; UNC Largest Win— 32 (106-74, 2010-11); UNC Largest Loss— 7 (74-81, 2005-06; 78-85, 2008-09); UNC Most Points— 110 (1974-75)

BOSTON UNIVERSITY (UNC 2-0)

Date	W-L	NC	BU	Site	Rank	Coach
1-5-84	W	87	54	Charlotte Coliseum	1/-	DES
12-2-84	W	89	72	Boston Garden	19/-	DES

BOWLING GREEN (UNC 1-0)

Date	W-L	NC	BGSU	Site	Rank	Coach
12-30-69	W	89	72	Greensboro, Carolina Classic	4/-	DES

BRADLEY (UNC 1-1)

Date	W-L	NC	BU	Site	Rank	Coach
12-22-51	L	66	79	away, Robertson Mem. Fieldhouse	—	TS
12-30-71	W	75	69	New Orleans, Mun. Aud., Sugar Bowl	4/-	DES

BRIGHAM YOUNG (UNC 5-0)

Date	W-L	NC	BYU	Site	Rank	Coach
12-20-76	W	113	93	home, Carmichael	11/-	DES
12-28-77	W	94	81	Honolulu, Rainbow Classic	2/-	DES
12-4-93	W	97	65	Charlotte, Diet Pepsi	4/-	DES
11-22-04	W	86	50	Maui Invitational, Lahaina CC	11/-	RW
11-24-07	W	73	63	Las Vegas Invitational	1/-	RW

BROWN (UNC 2-0)

Date	W-L	NC	BU	Site	Rank	Coach
12-28-85	W	115	63	Miami, Knight Ctr, Orange Bowl Classic	1/-	DES
11-12-21	W	94	87	home, Smith Center	19/-	HD

BUCKNELL (UNC 1-0)

Date	W-L	NC	BU	Site	Rank	Coach
11-15-17	W	93	81	home, Smith Center	9/-	RW

BUFFALO (UNC 3-0)

Date	W-L	NC	UB	Site	Rank	Coach
12-8-98	W	98	49	home, Smith Center	7/-	BG
12-7-99	W	91	67	away, Alumni Arena	7/-	BG
12-17-00	W	95	74	home, Smith Center	15/-	MD

BUTLER (UNC 3-3)

Date	W-L	NC	BU	Site	Rank	Coach
1-1-29	L	20	43	away, Butler Fieldhouse	—	JA
12-20-92	W	103	56	away, Hinkle Fieldhouse	5/-	DES
1-24-94	W	104	64	home, Smith Center	4/-	DES
11-20-12	L	71	82	Maui Invitational, Lahaina CC	9/-	RW
11-26-14	L	66	74	Battle 4 Atlantis, Bahamas	5/-	RW
3-24-17	W	92	80	Memphis, FedExForum, NCAAs	5/21	RW

CALIFORNIA (UNC 4-1)

Date	W-L	NC	UC	Site	Rank	Coach
12-22-72	W	64	61	away, Harmon Gym	13/-	DES
12-5-73	W	74	70	home, Carmichael	5/-	DES
3-21-97	W	63	57	Syracuse, Carrier Dome, NCAAE	4/-	DES
11-22-97	W	71	47	home, Smith Center	4/-	BG
12-29-98	L	71	78	Oakland Arena, Pete Newell Challenge	9/-	BG

UC SANTA BARBARA (UNC 3-0)

Date	W-L	NC	BYU	Site	Rank	Coach
11-25-05	W	83	66	home, Smith Center	—	RW
12-22-07	W	105	70	home, Smith Center	1/-	RW
11-21-08	W	84	67	away, Campus Events Center	1/-	RW

CANISIUS (UNC 1-0)

Date	W-L	NC	CC	Site	Rank	Coach
3-15-57	W	87	75	Philadelphia, Palestra, NCAAE	1/20	FM

CATAWBA (UNC 10-0)

Date	W-L	NC	CC	Site	Rank	Coach
1-5-39	W	44	31	home, Woollen Gym	—	WS
1-4-40	W	29	25	home, Woollen Gym	—	BL
12-16-43	W	74	37	Elkin, N.C.	—	BL
12-15-44	W	67	35	away, Linn-Corriher Gym	—	BC
2-6-45	W	64	30	home, Woollen Gym	—	BC
12-14-45	W	65	32	home, Woollen Gym	—	BC
2-20-46	W	64	38	away, Linn-Corriher Gym	—	BC
12-9-46	W	48	33	home, Woollen Gym	—	TS
12-3-47	W	51	32	home, Woollen Gym	—	TS
12-9-48	W	57	47	home, Woollen Gym	—	TS

CATHOLIC (UNC 3-0)

Date	W-L	NC	CU	Site	Rank	Coach
2-10-20	W	32	28	away	—	FB
2-4-24	W	35	22	away	—	NS
2-5-26	W	32	25	away	—	HS

CHAMINADE (UNC 3-0)

Date	W-L	NC	CH	Site	Rank	Coach
11-24-08	W	115	70	Maui Invitational, Lahaina CC	1/-	RW
11-21-12	W	112	70	Maui Invitational, Lahaina CC	9/-	RW
11-21-16	W	104	61	Maui Invitational, Lahaina CC	4/-	RW

COLLEGE OF CHARLESTON (UNC 7-3)

Date	W-L	NC	CC	Site	Rank	Coach
12-5-98	L	64	66	Charlotte Coliseum, Food Lion Classic	3/-	BG
12-3-99	W	72	54	Charlotte Coliseum, Food Lion Classic	2/-	BG
12-30-00	W	64	60	Charlotte Coliseum, Food Lion Classic	14/-	MD
12-21-01	L	60	66	Charlotte Coliseum, Tour. of Cham.	—	MD
1-7-09	W	108	70	home, Smith Center	3/-	RW
1-4-10	L (ot)	79	82	away, Carolina First Arena	9/-	RW
11-28-10	W	74	69	home, Smith Center	25/-	RW
11-25-20	W	79	60	home, Smith Center	16/-	RW
11-16-21	W	94	83	away, TD Arena	18/-	HD
11-11-22	W	102	86	home, Smith Center	1/-	HD

UNC Bests vs. College of Charleston

Points: 29 by Joseph Forte, 12/30/2000 in Charlotte

3FG: 4 by Kerwin Walton, 11/16/21

Rebounds: 16 by Ed Davis, 1/4/10

Assists: 8 by Ty Lawson, 1/7/09

Blocked Shots: 7 by Brendan Haywood, 12/3/99 in Charlotte

Steals: 4 by Andrew Platek, 11/25/20

CHARLOTTE (UNC 2-0)

Date	W-L	NC	UNCC	Site	Rank	Coach
3-14-98	W (ot)	93	83	Hartford Civic Center, NCAAE	1/-	BG
12-12-98	W (ot)	75	73	home, Smith Center	7/-	BG

CHATTANOOGA (UNC 5-0)

Date	W-L	NC	UTC	Site	Rank	Coach
12-21-82	W	73	66	away, UTC Arena	17/-	DES
11-28-83	W	85	63	home, Carmichael	1/-	DES
11-18-88	W	111	84	home, Smith Center, pre-NIT	6/-	DES
12-5-97	W	68	38	Charlotte Coliseum, Harris Teeter	3/-	BG
11-13-17	W	97	57	home, Smith Center, Maui Invitational	7/-	RW

CENTRAL FLORIDA (UNC 2-0)

Date	W-L	NC	UCF	Site	Rank	Coach
12-2-89	W	92	42	home, Smith Center	12/-	DES
12-7-91	W	101	72	home, Smith Center	5/-	DES

CINCINNATI (UNC 7-1)

Date	W-L	NC	UC	Site	Rank	Coach
12-31-58	W	72	68	Raleigh, Reynolds, Dixie Classic	4/2	FM
12-17-77	W	67	59	Greensboro Coliseum	5/6	DES
12-22-78	W	62	59	away, Riverfront Coliseum	6/-	DES
12-8-79	W	68	63	Greensboro Coliseum	8/-	DES
3-28-93	W (ot)	75	68	Meadowlands, NCAAE	4/7	DES
11-19-93	W	90	63	home, Smith Center, preNIT	1/22	DES
12-3-94	W	86	76	Charlotte Coliseum, Diet Pepsi	2/10	DES
12-8-99	L	68	77	Chicago, United Center, Great 8	7/1	BG

UNC Bests vs. Cincinnati

Points: 26 by Lee Shaffer, 12/31/58 in Raleigh

3FG: 4 by Max Owens, 12/8/99 in Chicago

Rebounds: 14 by George Lynch, 3/28/93 in East Rutherford N.J.^

Assists: 8 by Derrick Phelps, 11/19/93

Blocked Shots: 5 by Rasheed Wallace, 11/19/93

Steals: 6 by George Lynch, 3/28/93 in East Rutherford N.J.^

Most Cincinnati Points vs. UNC: 29 by Oscar Robertson, Dec. 31, 1958 in Raleigh

THE CITADEL (UNC 20-0)

Date	W-L	NC	Citadel	Site	Rank	Coach
12-17-40	W	66	36	home, Woollen Gym	—	BL
1-30-50	W	77	39	home, Woollen Gym	—	TS
2-10-51	W	71	53	away, The Citadel Armory	—	TS
12-1-51	W	87	69	away, The Citadel Armory	—	TS
2-8-52	W	80	62	home, Woollen Gym	—	TS
12-1-52	W	70	50	home, Woollen Gym	—	FM
2-14-53	W	94	69	away, The Citadel Armory	—	FM
1-8-54	W	83	42	home, Woollen Gym	—	FM
2-27-54	W	79	52	away, The Citadel Armory	—	FM
2-22-69	W	106	59	home, Carmichael	3/-	DES
2-1-80	W	51	40	Charlotte Coliseum, North-South	11/-	DES
2-6-82	W	67	46	Charlotte Coliseum, North-South	2/-	DES
2-4-83	W	81	36	Charlotte Coliseum, North-South	1/-	DES
2-4-84	W	76	60	Charlotte Coliseum, North-South	1/-	DES
2-1-85	W	83	62	Charlotte Coliseum, North-South	11/-	DES
12-22-85	W	104	51	Charlotte Coliseum	1/-	DES
12-17-87	W	98	74	Charlotte Coliseum	4/-	DES
2-18-91	W	118	50	home, Smith Center	8/-	DES
11-24-91	W	97	58	home, Smith Center	8/-	DES
12-13-22	W	100	67	home, Smith Center	—	HD

CLEMSON (UNC 135-23)

Date	W-L	NC	CU	Site	Rank	Coach
1-15-26	W	50	20	home, Indoor Athletic Court	—	HS
2-26-26	W	52	21	Atlanta, Municipal Auditorium, SoCon	—	HS
1-3-34	W	38	26	home, Indoor Athletic Court	—	GS
1-3-36	W	24	23	home, Indoor Athletic Court	—	WS
2-24-36	W (ot)	35	34	away, Clemson Field House	—	WS
2-1-38	W	44	34	home, Indoor Athletic Court	—	WS
3-1-39	L	43	44	Raleigh, Mem. Auditorium, SoCon	—	WS
2-3-40	W	39	31	away, Clemson Field House	—	BL
2-19-40	W	47	30	home, Woollen Gym	—	BL
2-29-40	W	50	41	Raleigh, Mem. Auditorium, SoCon	—	BL
2-10-41	W	76	53	home, Woollen Gym	—	BL
1-16-42	W	54	34	away, Clemson Field House	—	BL
2-2-43	W	52	33	home, Woollen Gym	—	BL
1-5-52	W	65	59	home, Woollen Gym	—	TS
2-16-52	L	69	77	away, Clemson Field House	—	TS
12-10-52	W	82	56	home, Woollen Gym	—	FM
1-31-53	W	91	80	away, Clemson Field House	—	FM
12-19-53	W	85	48	home, Woollen Gym	—	FM
2-13-54	W	72	56	away, Clemson Field House	—	FM
12-4-54	W	99	66	home, Woollen Gym	—	FM
1-15-55	W	95	87	away, Clemson Field House	—	FM
12-3-55	W	73	58	home, Woollen Gym	—	FM
1-14-56	W (2 ot)	103	99	away, Clemson Field House	9/-	FM
12-8-56	W	94	75	Charlotte	—	FM
1-11-57	W	86	54	home, Woollen Gym	2/-	FM
3-7-57	W	81	61	Raleigh, Reynolds, ACC	1/-	FM
12-7-57	W	79	55	home, Woollen Gym	—	FM
1-18-58	W	90	81	away, Clemson Field House	6/-	FM
3-6-58	W	62	51	Raleigh, Reynolds, ACC	13/-	FM
12-3-58	W	83	67	home, Woollen Gym	—	FM
1-30-59	W	60	46	Charlotte, North-South	2/-	FM
3-5-59	W	93	69	Raleigh, Reynolds, ACC	5/-	FM
2-8-60	W	73	54	away, Clemson Field House	17/-	FM
2-19-60	W	85	80	Charlotte, North-South	19/-	FM
1-31-61	W	77	46	home, Woollen Gym	4/-	FM
2-18-61	W	61	55	Charlotte, North-South	7/-	FM
12-5-61	W	54	52	away, Clemson Field House	—	DES
2-16-62	W	69	59	Charlotte, North-South	—	DES
12-5-62	W	64	48	home, Woollen Gym	—	DES
2-16-63	W	79	63	Charlotte, North-South	—	DES
12-3-63	L (2ot)	64	66	away, Clemson Field House	—	DES
2-14-64	L (2ot)	90	97	Charlotte, North-South	—	DES
12-1-64	W	77	59	home, Woollen Gym	13/-	DES
2-20-65	W	86	84	Charlotte, North-South	—	DES
12-1-65	L	74	84	away, Clemson Field House	—	DES
2-18-66	W	70	66	Charlotte, North-South	—	DES
12-1-66	W	76	65	home, Carmichael	9/-	DES
2-18-67	L	88	92	Charlotte, North-South	4/-	DES
1-13-68	W	115	83	away, Clemson Field House	3/-	DES
2-16-68	W	96	74	Charlotte, North-South	3/-	DES
12-16-68	W	90	69	home, Carmichael	2/-	DES
2-15-69	W	107	81	Charlotte, North-South	2/-	DES
3-6-69	W	94	70	Charlotte, ACC	4/-	DES
1-15-70	W	96	91	away, Littlejohn Coliseum	7/-	DES
2-13-70	W	110	66	Charlotte, North-South	10/-	DES
1-14-71	W	92	72	home, Carmichael	15/-	DES
2-13-71	W	86	48	Charlotte, North-South	11/-	DES
3-11-71	W	76	41	Greensboro Coliseum, ACC	13/-	DES
1-12-72	W	81	61	away, Littlejohn Coliseum	3/-	DES
2-11-72	W	73	50	Charlotte, North-South	3/-	DES
1-10-73	W	92	58	home, Carmichael	7/-	DES

2-10-73	W	84	69	Charlotte, North-South	6/-	DES
1-9-74	W	102	90	away, Littlejohn Coliseum	5/-	DES
2-2-74	W	61	60	home, Carmichael	4/-	DES
1-9-75	W	74	72	home, Carmichael	15/-	DES
2-1-75	L	72	80	away, Littlejohn Coliseum	10/-	DES
3-7-75	W (ot)	76	71	Greensboro Coliseum, ACC	12/14	DES
1-7-76	W	83	64	away, Littlejohn Coliseum	6/-	DES
1-31-76	W	79	64	home, Carmichael	4/-	DES
3-5-76	W	82	74	Landover, Capital Centre, ACC	4/-	DES
1-5-77	W	91	63	Greensboro Coliseum	6/16	DES
1-29-77	L	73	93	away, Littlejohn Coliseum	4/19	DES
1-4-78	W (ot)	79	77	away, Littlejohn Coliseum	2/-	DES
1-28-78	W	98	64	home, Carmichael	3/-	DES
1-3-79	W	90	68	Greensboro Coliseum	5/-	DES
1-27-79	L	61	66	away, Littlejohn Coliseum	2/-	DES
1-2-80	L	76	93	away, Littlejohn Coliseum	6/-	DES
1-26-80	W	73	70	home, Carmichael	13/12	DES
1-28-81	W	61	47	away, Littlejohn Coliseum	12/-	DES
2-21-81	W	75	61	home, Carmichael	13/-	DES
1-27-82	W	77	72	home, Carmichael	2/-	DES
2-20-82	W	55	49	away, Littlejohn Coliseum	2/-	DES
2-2-83	W	84	81	away, Littlejohn Coliseum	1/-	DES
2-27-83	W	93	80	home, Carmichael	11/-	DES
3-11-83	W	105	79	Atlanta, Omni, ACC	5/-	DES
2-1-84	W	97	75	Greensboro Coliseum	1/-	DES
2-26-84	W	82	71	away, Littlejohn Coliseum	1/-	DES
3-9-84	W	78	66	Greensboro Coliseum, ACC	1/-	DES
1-30-85	L	50	52	away, Littlejohn Coliseum	11/-	DES
2-23-85	W	84	50	home, Carmichael	13/-	DES
2-1-86	W	85	67	home, Smith Center	1/-	DES
2-12-86	W	79	64	away, Littlejohn Coliseum	1/-	DES
1-28-87	W	108	99	away, Littlejohn Coliseum	1/14	DES
2-21-87	W	96	80	home, Smith Center	3/10	DES
2-4-88	W	88	64	away, Littlejohn Coliseum	8/-	DES
2-28-88	W	88	52	home, Smith Center	9/-	DES
2-1-89	L	82	85	away, Littlejohn Coliseum	3/-	DES
2-25-89	W	100	86	home, Smith Center	5/-	DES
1-27-90	W	83	60	home, Smith Center	—	DES
2-24-90	L	61	69	away, Littlejohn Coliseum	-/23	DES
1-31-91	W	90	77	away, Littlejohn Coliseum	9/-	DES
2-23-91	W	73	57	home, Smith Center	6/-	DES
3-8-91	W	67	59	Charlotte Coliseum, ACC	7/-	DES
1-9-92	W	103	69	home, Smith Center	8/-	DES
2-15-92	W	80	72	away, Littlejohn Coliseum	6/-	DES
1-16-93	W	82	72	away, Littlejohn Coliseum	5/-	DES
2-17-93	W	80	67	home, Smith Center	3/-	DES
1-15-94	W	106	62	home, Smith Center	1/-	DES
2-17-94	L	69	77	away, Littlejohn Coliseum	2/-	DES
1-14-95	W	83	66	away, Littlejohn Coliseum	4/18	DES
2-16-95	W	66	39	home, Smith Center	2/-	DES
3-10-95	W	78	62	Greensboro Coliseum, ACC	4/-	DES
1-14-96	W	86	53	home, Smith Center	10/16	DES
2-14-96	W	53	48	away, Littlejohn Coliseum	17/-	DES
3-8-96	L	73	75	Greensboro Coliseum, ACC	20/-	DES
1-26-97	W	61	48	home, Smith Center	19/2	DES
2-26-97	W	76	69	away, Littlejohn Coliseum	8/12	DES
1-3-98	W	73	70	away, Littlejohn Coliseum	1/21	BG
1-28-98	W	88	79	home, Smith Center	2/-	BG
1-2-99	W	69	53	home, Smith Center	9/14	BG
2-4-99	L	63	78	away, Littlejohn Coliseum	12/-	BG
1-6-00	W	65	45	home, Smith Center	11/-	BG
2-6-00	W	73	60	away, Littlejohn Coliseum	—	BG
1-17-01	W	92	65	home, Smith Center	6/-	MD
2-18-01	L	65	75	away, Littlejohn Coliseum	1/-	MD
3-9-01	W	99	81	Atlanta, Georgia Dome, ACC	6/-	MD
1-27-02	W	87	69	away, Littlejohn Coliseum	—	MD
2-27-02	W	96	78	home, Smith Center	—	MD
1-14-03	W	68	66	home, Smith Center	—	MD
2-15-03	L	77	80	away, Littlejohn Coliseum	—	MD
1-31-04	L	72	81	away, Littlejohn Coliseum	12/-	RW
3-2-04	W	69	53	home, Smith Center	14/-	RW
1-19-05	W	77	58	away, Littlejohn Coliseum	6/-	RW
2-19-05	W	88	56	home, Smith Center	4/-	RW
3-11-05	W	88	81	Washington DC, MCI Center, ACC	2/-	RW
2-4-06	W	76	61	home, Smith Center	—	RW
1-17-07	W	77	55	away, Littlejohn Coliseum	4/19	RW
1-6-08	W (ot)	90	88	away, Littlejohn Coliseum	1/19	RW
2-10-08	W (2ot)	103	93	home, Smith Center	3/-	RW
3-16-08	W	86	81	Charlotte Coliseum, ACC	1/22	RW
1-21-09	W	94	70	home, Smith Center	5/10	RW
1-13-10	L	64	83	away, Littlejohn Coliseum	12/24	RW
1-18-11	W	75	65	home, Smith Center	—	RW
2-12-11	W	64	62	away, Littlejohn Coliseum	20/-	RW
3-12-11	W (ot)	92	87	Greensboro Coliseum, ACC	6/-	RW
2-18-12	W	74	52	home, Smith Center	8/-	RW
2-28-13	W	68	59	away, Littlejohn Coliseum	—	RW

1-26-14	W	80	61	home, Smith Center	—	RW
1-5-15	W	74	50	away, Littlejohn Coliseum	19/-	RW
12-30-15	W	80	69	home, Smith Center	7/-	RW
1-3-17	W (ot)	89	86	away, Littlejohn Coliseum	14/-	RW
1-16-18	W	87	79	home, Smith Center	15/20	RW
1-30-18	L	78	82	away, Littlejohn Coliseum	19/20	RW
3-2-19	W	81	79	away, Littlejohn Coliseum	5/-	RW
1-11-20	L (ot)	76	79	home, Smith Center	—	RW
2-2-21	L	50	63	away, Littlejohn Coliseum	—	RW
2-8-22	W	79	77	away, Littlejohn Coliseum	—	HD
2-11-23	W	91	71	home, Smith Center	—	HD

(individual series highs on pages 166, 169 and 171)

UNC at home— 60-1 (29-1 at Smith Center, 13-0 at Carmichael Auditorium, 14-0 at Woollen Gymnasium, 4-0 at Indoor Athletic Court); **UNC on the road**— 41-18 (30-15 at Littlejohn Coliseum, 11-3 at Clemson Fieldhouse); **UNC at neutral sites**— 34-4 (17-2 in Charlotte, 8-1 in Greensboro, 3-0 in Atlanta, 4-1 in Raleigh, 1-0 in Landover, 1-0 in Washington, D.C.); **Dean Smith vs. Clemson**— 68-13; **Bill Guthridge vs. Clemson**— 5-1; **Matt Doherty vs. Clemson**— 5-2; **Roy Williams vs. Clemson**— 21-5; **Hubert Davis vs. Clemson**— 2-0; **UNC in Overtime**— 8-3; **UNC Largest Win**— 44 (110-66, 1969-70; 106-62, 1993-94); **UNC Largest Loss**— 20 (73-93, 1976-77); **UNC Most Points**— 115 (1967-68)

CLEVELAND STATE (UNC 3-0)

Date	W-L	NC	CC	Site	Rank	Coach
11-29-03	W	82	76	away, Convocation Center	9/-	RW
12-30-04	W	107	64	home, Smith Center	4/-	RW
11-22-05	W	112	55	home, Smith Center	—	RW

COASTAL CAROLINA (UNC 1-0)

Date	W-L	NC	CC	Site	Rank	Coach
12-30-03	W	105	72	home, Smith Center	9/-	RW

COLORADO (UNC 3-0)

Date	W-L	NC	UC	Site	Rank	Coach
12-30-89	W	106	101	Denver, McNichols, Mile High Classic	24/-	DES
1-4-92	W	85	64	home, Smith Center	8/-	DES
3-15-97	W	73	56	Winston-Salem, LJVM, NCAAe	4/24	DES

COLORADO STATE (UNC 1-1)

Date	W-L	NC	CSU	Site	Rank	Coach
12-29-89	L	67	78	Denver, McNichols, Mile High Classic	24/-	DES
12-9-93	W	89	66	home, Smith Center	2/-	DES

COLUMBIA (UNC 2-0)

Date	W-L	NC	CU	Site	Rank	Coach
12-29-51	W	61	60	Raleigh, Reynolds, Dixie Classic	—	TS
12-19-66	W	98	66	Tampa Invitational	6/-	DES

CONNECTICUT (UNC 5-1)

Date	W-L	NC	UC	Site	Rank	Coach
12-6-90	W	79	64	home, Smith Center, ACC/Big East	10/14	DES
3-21-98	W	75	64	Greensboro Coliseum, NCAAe	1/6	BG
1-19-02	L	54	86	away, Gampel Pavilion, Storrs	—	MD
1-18-03	W	68	65	home, Smith Center	-/6	MD
1-17-04	W	86	83	home, Smith Center	9/1	RW
2-13-05	W	77	70	away, Hartford Civic Center	2/19	RW

UNC Bests vs. Connecticut

Points: 27 by Rashad McCants, 1/18/03; by McCants, 1/17/04

3FG: 4 by Rashad McCants, 1/18/03

Rebounds: 14 by George Lynch, 12/6/90

Assists: 10 by Raymond Felton, 2/13/05

Blocked Shots: 3 by Jawad Williams, 1/19/02

Steals: 5 by Raymond Felton and Jackie Manuel, 2/13/05

Most UConn Points vs. UNC: 29 by Caron Butler, 1/19/02; by Emeka Okafor, 1/17/04

CORNELL (UNC 3-0)

Date	W-L	NC	CU	Site	Rank	Coach
1-3-91	W	108	64	away, Newman Arena	7/-	DES
12-1-91	W	109	66	home, Smith Center	6/-	DES
1-4-93	W	98	60	home, Smith Center	5/-	DES

CREIGHTON (UNC 3-0)

Date	W-L	NC	CU	Site	Rank	Coach
12-19-60	W	72	64	away, Omaha Civic Auditorium	5/-	FM
12-12-70	W	106	86	Charlotte Coliseum	—	DES
3-18-12	W	87	73	Greensboro Coliseum, NCAAmw	4/-	RW

DARTMOUTH (UNC 6-1)

Date	W-L	NC	DC	Site	Rank	Coach
3-22-41	L	59	60	Madison, Wis., NCAAe	—	BL
12-21-56	W	89	61	Boston Garden	3/-	FM
12-5-72	W	128	86	Greensboro Coliseum	—	DES
12-29-78	W	86	67	Rochester, War Mem., Kodak Classic	5/-	DES
12-21-83	W	103	58	home, Carmichael	1/-	DES
12-16-95	W	96	66	home, Smith Center	10/-	DES
12-19-98	W	82	68	home, Smith Center	7/-	BG

DAVIDSON (UNC 67-11)

Date	W-L	NC	DC	Site	Rank	Coach
2-7-11	W	27	25	home, Bynum Gym	—	NC
2-3-13	W	42	8	home, Bynum Gym	—	NC
2-16-16	W	20	14	Statesville	—	CD
2-25-16	W	31	21	home, Bynum Gym	—	CD
2-2-17	L	31	36	home, Bynum Gym	—	HP
2-28-18	W	28	22	home, Bynum Gym	—	HP
3-1-19	W	40	12	away, Alumni Gym	—	none
1-16-20	L	20	31	away, Alumni Gym	—	FB
1-29-20	W	23	22	home, Bynum Gym	—	FB
2-18-21	W	37	20	home, Bynum Gym	—	FB
1-19-24	W	37	27	Charlotte, City Auditorium	—	NS
1-17-25	W	44	13	home, Indoor Athletic Court	—	MM
2-23-26	W	53	18	home, Indoor Athletic Court	—	HS
1-12-29	W	34	21	Charlotte, Central High	—	JA
2-22-29	W	45	7	home, Indoor Athletic Court	—	JA
1-11-30	L	20	22	Charlotte, Central High	—	JA
2-24-30	W	19	10	home, Indoor Athletic Court	—	JA
1-10-31	L	17	18	Charlotte, Armory Auditorium	—	JA
2-12-31	L	28	30	home, Indoor Athletic Court	—	JA
1-9-32	W	45	29	Charlotte, Central High	—	JA
2-11-32	W	32	28	home, Indoor Athletic Court	—	GS
1-7-33	W	56	18	Charlotte, Central High	—	GS
2-16-33	W	39	26	home, Indoor Athletic Court	—	GS
1-6-34	W	38	23	Charlotte, Central High	—	GS
2-13-34	W	39	25	home, Indoor Athletic Court	—	GS
1-5-35	W	36	26	Charlotte, Central High	—	GS
2-13-35	W	38	26	home, Indoor Athletic Court	—	GS
1-4-36	W	45	27	Charlotte, Central High	—	WS
2-29-36	W	31	16	home, Indoor Athletic Court	—	WS
1-9-37	L (ot)	33	35	Charlotte, Central High	—	WS
2-2-37	W	34	20	home, Indoor Athletic Court	—	WS
1-8-38	W	37	35	Charlotte, Armory Auditorium	—	WS
2-9-38	W	41	30	home, Indoor Athletic Court	—	WS
1-7-39	L	39	46	Charlotte, Armory Auditorium	—	WS
2-7-39	W	35	28	home, Woollen Gym	—	WS
1-6-40	W	55	47	Charlotte, Armory Auditorium	—	BL
2-7-40	W	41	28	home, Woollen Gym	—	BL
2-4-41	W	38	30	home, Woollen Gym	—	BL
2-22-41	W	39	31	Winston-Salem	—	BL
12-13-41	W	37	22	Charlotte, Armory Auditorium	—	BL
2-3-42	W	45	38	home, Woollen Gym	—	BL
2-1-43	L	41	57	Charlotte, Central High	—	BL
2-12-43	W	50	27	home, Woollen Gym	—	BL
1-8-44	W	43	37	Charlotte, Armory Auditorium	—	BL
2-8-44	W	43	40	home, Woollen Gym	—	BL
1-10-45	W	47	32	Charlotte, Armory Auditorium	—	BC
2-7-45	W	89	20	home, Woollen Gym	—	BC
12-15-45	W	63	31	home, Woollen Gym	—	BC
1-15-46	W	58	30	away, Alumni Gym	—	BC
2-8-47	W	55	46	home, Woollen Gym	—	TS
2-18-47	W	46	38	Charlotte, Armory Auditorium	—	TS
1-30-48	W	50	42	home, Woollen Gym	—	TS
2-24-48	W	52	46	Charlotte, Armory Auditorium	—	TS
1-28-49	L	37	47	home, Woollen Gym	—	TS
2-22-49	W	53	52	Charlotte, Armory Auditorium	—	TS
1-7-50	W	63	53	away, Johnston Gym	—	TS
1-28-50	W	67	54	home, Woollen Gym	—	TS
12-9-50	W	72	69	away, Johnston Gym	—	TS
1-13-51	W	56	53	home, Woollen Gym	—	TS
1-14-52	W	78	77	home, Woollen Gym	—	TS
2-18-52	L (ot)	71	76	away, Johnston Gym	—	TS
1-13-53	W	71	60	home, Woollen Gym	—	FM
1-30-53	W	73	52	away, Johnston Gym	—	FM
1-11-54	W	70	54	away, Johnston Gym	—	FM
2-16-54	W	89	69	home, Woollen Gym	—	DES
3-16-68	W	70	66	Raleigh, Reynolds, NCAAe	4/8	DES
3-15-69	W	87	85	College Park, Cole FH, NCAAe	4/5	DES
11-20-01	L	54	58	home, Smith Center	—	MD
1-8-03	W	79	64	home, Smith Center	—	MD
11-24-03	W	91	68	away, Charlotte Coliseum	9/-	RW
1-3-06	W	82	58	home, Smith Center	25/-	RW
11-14-07	W	72	68	away, Bobcats Arena, Charlotte	1/-	RW
12-21-13	W (ot)	97	85	home, Smith Center	14/-	RW
11-22-14	W	90	72	away, TWC Arena, Charlotte	6/-	RW

12-6-15	W	98	65	home, Smith Center	9/-	RW
12-7-16	W	83	74	home, Smith Center	7/-	RW
12-1-17	W	85	75	away, Spectrum Center	13/-	RW
12-29-18	W	82	60	home, Smith Center	14/-	RW

UNC at home– 38-4 (6-1 Smith Center, 11-1 Carmichael Auditorium, 15-1 Woollen Gymnasium, 6-1 Bynum Gymnasium); **UNC vs. Davidson at Bobcast Arena/TWC Arena/Spectrum Center**– 3-0; **UNC vs. Davidson in Charlotte**– 13-1

UNC Bests vs. Davidson

Points: 32 by Charlie Scott, 3/15/69 in College Park, Md.^
3FG: 7 by Justin Jackson, 12/7/16
Rebounds: 17 by Rusty Clark, 3/16/68 in Raleigh^; by Luke Maye, 12/1/17 in Charlotte
Assists: 12 by Raymond Felton, 12/24/03 in Charlotte
Blocked Shots: 4 by Reyshawn Terry, 1/3/06; by J.P. Tokoto, 12/21/13
Steals: 5 by J.P. Tokoto, 12/21/13

DAYTON (UNC 1-2)

Date	W-L	NC	UD	Site	Rank	Coach
3-24-67	L	62	76	Louisville, Freedom Hall, NCAA FF	4/-	DES
12-31-06	W	81	51	home, Smith Center	2/-	RW
4-1-10	L	68	79	New York, MSG, NIT	—	RW

DEPAUL (UNC 4-1)

Date	W-L	NC	DU	Site	Rank	Coach
12-21-46	L	53	60	away	—	TS
1-5-89	W	87	67	away, Horizon Center	6/-	DES
12-16-89	W	70	51	home, Smith Center	—	DES
12-29-90	W	90	75	Orlando Arena, Red Lobster Classic	7/-	DES
3-18-03	W	83	72	home, Smith Center, NIT	—	MD

DETROIT MERCY (UNC 3-0)


Date	W-L	NC	UDM	Site	Rank	Coach
2-4-76	W	91	76	away, UD Memorial Building	4/-	DES
12-4-78	W	93	76	home, Carmichael	14/-	DES
12-15-79	W	90	72	home, Carmichael	8/-	DES

DRAKE (UNC 0-1)

Date	W-L	NC	DU	Site	Rank	Coach
3-22-69	L	84	104	Louisville, Freedom Hall, NCAA FF	4/11	DES

DUKE (UNC 143-117)

Date	W-L	NC	DU	Site	Rank	Coach
1-24-20	W	36	25	away, Angier B. Duke Gymnasium	—	FB
3-1-20	L	18	19	home, Bynum Gym	—	FB
1-26-21	L	22	25	away, Angier B. Duke Gymnasium	—	FB
2-23-21	W	41	19	home, Bynum Gym	—	FB
3-5-21	W	55	18	Raleigh, Raleigh Auditorium	—	FB
2-4-22	W	38	22	home, Bynum Gym	—	none
3-7-22	W	29	23	away, Angier B. Duke Gymnasium	—	none
2-3-23	W	20	19	away, Angier B. Duke Gymnasium	—	none
2-17-23	W	36	22	home, Bynum Gym	—	none
1-31-24	W	31	20	home, Indoor Athletic Court	—	NS
2-19-24	W	23	20	away, Alumni Memorial Gymnasium	—	NS
1-24-25	W	25	21	away, Alumni Memorial Gymnasium	—	MM
2-14-25	W	34	18	home, Indoor Athletic Court	—	MM
1-13-26	W	38	20	home, Indoor Athletic Court	—	HS
2-20-26	W	44	21	away, Alumni Memorial Gymnasium	—	HS
1-31-27	W	40	33	away, Alumni Memorial Gymnasium	—	JA
2-22-27	W	37	21	home, Indoor Athletic Court	—	JA
2-4-28	W	27	23	home, Indoor Athletic Court	—	JA
2-11-28	W	32	23	away, Alumni Memorial Gymnasium	—	JA
2-2-29	L	20	36	away, Alumni Memorial Gymnasium	—	JA
2-16-29	W	27	24	home, Indoor Athletic Court	—	JA
3-2-29	L	17	34	Atlanta, Municipal Auditorium, SoCon	—	JA
2-1-30	L	14	35	home, Indoor Athletic Court	—	JA
2-15-30	L	36	37	away, Card Gym	—	JA
1-31-31	L	18	30	away, Card Gym	—	JA
2-14-31	L	23	34	home, Indoor Athletic Court	—	JA
1-30-32	W	37	20	home, Indoor Athletic Court	—	GS
2-13-32	L	18	24	away, Card Gym	—	GS
1-31-33	L	32	36	away, Card Gym	—	GS
2-11-33	L	24	31	home, Indoor Athletic Court	—	GS
2-3-34	W	25	21	home, Indoor Athletic Court	—	GS
2-16-34	W	30	25	away, Card Gym	—	GS
3-2-34	L	18	22	Raleigh, Mem. Auditorium, SoCon	—	GS
2-6-35	L	27	33	away, Card Gym	—	GS
2-16-35	W	24	20	home, Indoor Athletic Court	—	GS
2-6-36	L (ot)	34	36	home, Indoor Athletic Court	—	WS
2-21-36	W	30	28	away, Card Gym	—	WS
2-12-37	W	41	35	home, Indoor Athletic Court	—	WS
2-25-37	W	37	32	away, Card Gym	—	WS
3-4-37	W	34	30	Raleigh, Mem. Auditorium, SoCon	—	WS
2-12-38	W	34	24	home, Indoor Athletic Court	—	WS
2-25-38	L	33	39	away, Card Gym	—	WS
2-10-39	W	37	32	home, Woollen Gym	—	WS



2-24-39	L	38	41	away, Card Gym	—	WS
2-10-40	L	44	50	home, Woollen Gym	—	BL
2-23-40	W	31	27	away, Duke Indoor Stadium	—	BL
3-2-40	W	39	23	Raleigh, Mem. Auditorium, SoCon	—	BL
2-7-41	W	51	33	home, Woollen Gym	—	BL
2-20-41	L	33	35	away, Duke Indoor Stadium	—	BL
2-27-41	L	37	38	Raleigh, Mem. Auditorium, SoCon	—	BL
2-7-42	L	40	52	home, Woollen Gym	—	BL
2-27-42	L (ot)	40	41	away, Duke Indoor Stadium	—	BL
2-6-43	L	39	51	home, Woollen Gym	—	BL
2-26-43	L	24	43	away, Duke Indoor Stadium	—	BL
1-18-44	W	37	33	away, Duke Indoor Stadium	—	BL
2-5-44	L	40	41	home, Woollen Gym	—	BL
2-10-44	W	39	30	away, Duke Indoor Stadium	—	BL
2-26-44	L	27	43	Raleigh, Mem. Auditorium, SoCon	—	BL
1-20-45	L	41	50	home, Woollen Gym	—	BC
2-14-45	W	50	38	away, Duke Indoor Stadium	—	BC
2-24-45	W	49	38	Raleigh, Mem. Auditorium, SoCon	—	BC
1-9-46	L (ot)	46	51	home, Woollen Gym	—	BC
2-16-46	W	54	44	away, Duke Indoor Stadium	—	BC
2-11-47	W	49	28	home, Woollen Gym	—	TS
2-28-47	W	57	47	away, Duke Indoor Stadium	—	TS
2-7-48	W	48	42	home, Woollen Gym	—	TS
2-27-48	L	45	56	away, Duke Indoor Stadium	—	TS
2-5-49	W	64	34	home, Woollen Gym	—	TS
2-25-49	W	64	40	away, Duke Indoor Stadium	—	TS
12-29-49	W	59	52	Raleigh, Reynolds, Dixie Classic	—	TS
2-17-50	W	58	55	home, Woollen Gym	—	TS
2-24-50	W	64	46	away, Duke Indoor Stadium	—	TS
12-29-50	L	63	71	Raleigh, Reynolds, Dixie Classic	—	TS
2-2-51	W	71	68	home, Woollen Gym	—	TS
2-23-51	L	72	84	away, Duke Indoor Stadium	—	TS
12-5-51	L	59	77	away, Duke Indoor Stadium	—	TS
2-2-52	L	66	73	home, Woollen Gym	—	TS
2-29-52	L	64	94	away, Duke Indoor Stadium	—	TS
2-6-53	L	89	95	home, Woollen Gym	—	FM
2-27-53	L	58	83	away, Duke Indoor Stadium	—	FM
2-4-54	L	47	63	away, Duke Indoor Stadium	-/8	FM
2-20-54	L	63	67	home, Woollen Gym	-/14	FM
12-29-54	W	65	52	Raleigh, Reynolds, Dixie Classic	-/18	FM
2-4-55	L	68	91	home, Woollen Gym	—	FM
2-25-55	L	74	96	away, Duke Indoor Stadium	—	FM
12-30-55	W	74	64	Raleigh, Reynolds, Dixie Classic	4/8	FM
2-4-56	L	59	64	away, Duke Indoor Stadium	9/10	FM
2-24-56	W	73	65	home, Woollen Gym	9/11	FM
12-28-56	W	87	71	Raleigh, Reynolds, Dixie Classic	2/9	FM
2-9-57	W	75	73	home, Woollen Gym	1/-	FM
3-1-57	W	86	72	away, Duke Indoor Stadium	1/-	FM
12-27-57	W	76	62	Raleigh, Reynolds, Dixie Classic	4/-	FM
2-8-58	L	75	91	home, Woollen Gym	7/13	FM
2-28-58	L	46	59	away, Duke Indoor Stadium	9/6	FM
2-6-59	W	89	80	away, Duke Indoor Stadium	2/-	FM
2-28-59	W	72	62	home, Woollen Gym	3/-	FM
3-6-59	W	74	71	Raleigh, Reynolds, ACC	5/-	FM
12-29-59	W	75	53	Raleigh, Reynolds, Dixie Classic	-/18	FM
2-13-60	W	84	57	home, Woollen Gym	13/-	FM
2-27-60	W	75	50	away, Duke Indoor Stadium	—	FM
3-4-60	L	69	71	Raleigh, Reynolds, ACC	16/-	FM
12-31-60	W	76	71	Raleigh, Reynolds, Dixie Classic	11/6	FM
2-4-61	L	77	81	away, Duke Indoor Stadium	5/4	FM
2-25-61	W (ot)	69	66	home, Woollen Gym	7/6	FM
2-3-62	L	57	79	away, Duke Indoor Stadium	-/6	DES
2-24-62	L	74	82	home, Woollen Gym	-/8	DES
2-2-63	L	69	77	home, Woollen Gym	-/3	DES

2-23-63	L	93	106	away, Duke Indoor Stadium	-/2	DES	3-4-95	W	99	86	home, Smith Center	2/-	DES
1-11-64	L	64	84	away, Duke Indoor Stadium	-/9	DES	1-31-96	W	73	72	home, Smith Center	8/-	DES
2-29-64	L	69	104	home, Woollen Gym	-/4	DES	3-3-96	W	84	78	away, Cameron Indoor Stadium	19/-	DES
3-6-64	L	49	65	Raleigh, Reynolds, ACC	-/4	DES	1-29-97	L	73	80	away, Cameron Indoor Stadium	19/12	DES
1-9-65	W	65	62	away, Duke Indoor Stadium	-/8	DES	3-2-97	W	91	85	home, Smith Center	8/7	DES
2-27-65	W	71	66	home, Woollen Gym	-/5	DES	2-5-98	W	97	73	home, Smith Center	2/1	BG
1-8-66	L	77	88	home, Carmichael	-/1	DES	2-28-98	L	75	77	away, Cameron Indoor Stadium	3/1	BG
2-26-66	L	63	77	away, Duke Indoor Stadium	-/2	DES	3-8-98	W	83	68	Greensboro Coliseum, ACC	4/1	BG
3-4-66	L	20	21	Raleigh, Reynolds, ACC	-/2	DES	1-27-99	L	77	89	away, Cameron Indoor Stadium	10/2	BG
1-7-67	W	59	56	away, Duke Indoor Stadium	3/-	DES	2-27-99	L	61	81	home, Smith Center	14/1	BG
3-4-67	W	92	79	home, Carmichael	3/-	DES	3-7-99	L	73	96	Charlotte Coliseum, ACC	15/1	BG
3-11-67	W	82	73	Greensboro Coliseum, ACC	4/-	DES	2-3-00	L (ot)	86	90	home, Smith Center	-/3	BG
1-6-68	W	75	72	home, Carmichael	3/-	DES	3-4-00	L	76	90	away, Cameron Indoor Stadium	-/4	BG
3-2-68	L (3ot)	86	87	away, Duke Indoor Stadium	3/10	DES	2-1-01	W	85	83	away, Cameron Indoor Stadium	4/2	MD
1-4-69	W	94	70	home, Carmichael	4/-	DES	3-4-01	L	81	95	home, Smith Center	4/2	MD
3-1-69	L	81	87	away, Duke Indoor Stadium	2/-	DES	3-11-01	L	53	79	Atlanta, Georgia Dome, ACC	6/3	MD
3-8-69	W	85	74	Charlotte Coliseum, ACC	4/-	DES	1-31-02	L	58	87	home, Smith Center	-/1	MD
1-10-70	W	86	78	home, Carmichael	4/19	DES	3-3-02	L	68	93	away, Cameron Indoor Stadium	-/3	MD
2-28-70	L	83	91	away, Duke Indoor Stadium	19/-	DES	3-8-02	L	48	60	Charlotte Coliseum, ACC	-/3	MD
12-19-70	W	83	81	Greensboro, Big Four	20/-	DES	2-5-03	L	74	83	away, Cameron Indoor Stadium	-/9	MD
1-9-71	W	79	74	home, Carmichael	20/-	DES	3-9-03	W	82	79	home, Smith Center	-/10	MD
3-6-71	L	83	92	away, Duke Indoor Stadium	12/-	DES	3-15-03	L	63	75	Greensboro Coliseum, ACC	-/12	MD
3-25-71	W	73	67	New York, MSG, NIT	13/-	DES	2-5-04	L (ot)	81	83	home, Smith Center	17/1	RW
1-22-72	L	74	76	away, Cameron Indoor Stadium	3/-	DES	3-6-04	L	65	70	away, Cameron Indoor Stadium	14/3	RW
3-4-72	W	93	69	home, Carmichael	3/-	DES	2-9-05	L	70	71	away, Cameron Indoor Stadium	2/7	RW
3-10-72	W	63	48	Greensboro Coliseum, ACC	3/-	DES	3-6-05	W	75	73	home, Smith Center	2/6	RW
12-15-72	W	91	86	Greensboro Coliseum, Big Four	11/-	DES	2-7-06	L	83	87	home, Smith Center	23/2	RW
1-20-73	W	82	71	home, Carmichael	4/-	DES	3-4-06	W	83	76	away, Cameron Indoor Stadium	13/1	RW
3-3-73	W	72	70	away, Cameron Indoor Stadium	7/-	DES	2-7-07	W	79	73	away, Cameron Indoor Stadium	5/16	RW
1-5-74	W	84	75	Greensboro Coliseum, Big Four	4/-	DES	3-3-07	W	86	72	home, Smith Center	8/14	RW
1-19-74	W	73	71	away, Cameron Indoor Stadium	5/-	DES	2-6-08	L	78	89	home, Smith Center	3/2	RW
3-2-74	W (ot)	96	92	home, Carmichael	4/-	DES	3-8-08	W	76	68	away, Cameron Indoor Stadium	1/6	RW
1-3-75	L (ot)	96	99	Greensboro Coliseum, Big Four	8/-	DES	2-11-09	W	101	87	away, Cameron Indoor Stadium	3/6	RW
2-12-75	W	78	70	home, Carmichael	11/-	DES	3-8-09	W	79	71	home, Smith Center	2/7	RW
3-1-75	W	74	70	away, Cameron Indoor Stadium	14/-	DES	2-10-10	L	54	64	home, Smith Center	-/8	RW
1-3-76	W	77	74	Greensboro Coliseum, Big Four	3/-	DES	3-6-10	L	50	82	away, Cameron Indoor Stadium	-/4	RW
1-17-76	W	89	87	away, Cameron Indoor Stadium	7/-	DES	2-9-11	L	73	79	away, Cameron Indoor Stadium	20/5	RW
2-28-76	W	91	71	home, Carmichael	4/-	DES	3-5-11	W	81	67	home, Smith Center	13/4	RW
1-15-77	W	77	68	home, Carmichael	5/-	DES	3-13-11	L	58	75	Greensboro Coliseum, ACC	6/5	RW
2-26-77	W	84	71	away, Cameron Indoor Stadium	9/-	DES	2-8-12	L	84	85	home, Smith Center	5/10	RW
12-2-77	W	79	66	Greensboro Coliseum, Big Four	2/-	DES	3-3-12	W	88	70	away, Cameron Indoor Stadium	6/4	RW
1-14-78	L	84	92	away, Cameron Indoor Stadium	2/-	DES	2-13-13	L	68	73	away, Cameron Indoor Stadium	-/2	RW
2-25-78	W	87	83	home, Carmichael	8/13	DES	3-9-13	L	53	69	home, Smith Center	-/3	RW
12-2-78	L	68	78	Greensboro Coliseum, Big Four	14/1	DES	2-20-14	W	74	66	home, Smith Center	-/5	RW
1-13-79	W	74	68	home, Carmichael	3/7	DES	3-8-14	L	81	93	away, Cameron Indoor Stadium	14/4	RW
2-24-79	L	40	47	away, Cameron Indoor Stadium	4/6	DES	2-18-15	L (ot)	90	92	away, Cameron Indoor Stadium	15/4	RW
3-3-79	W	71	63	Greensboro Coliseum, ACC	7/5	DES	3-7-15	L	77	84	home, Smith Center	15/4	RW
12-1-79	L	74	86	Greensboro, Big Four	6/3	DES	2-17-16	L	73	74	home, Smith Center	5/20	RW
1-12-80	W	82	67	away, Cameron Indoor Stadium	15/1	DES	3-5-16	W	76	72	away, Cameron Indoor Stadium	8/17	RW
2-23-80	W	96	71	home, Carmichael	8/17	DES	2-9-17	L	78	86	away, Cameron Indoor Stadium	8/18	RW
2-29-80	L	61	75	Greensboro Coliseum, ACC	10/-	DES	3-4-17	W	90	83	home, Smith Center	5/17	RW
12-5-80	W	78	76	Greensboro Coliseum, Big Four	10/-	DES	3-10-17	L	83	93	Barclays Center, Brooklyn, ACC	6/14	RW
1-17-81	W	80	65	home, Carmichael	17/-	DES	2-8-18	W	82	78	home, Smith Center	21/9	RW
2-28-81	L (ot)	65	66	away, Cameron Indoor Stadium	11/-	DES	3-3-18	L	64	74	away, Cameron Indoor Stadium	9/5	RW
1-16-82	W	73	63	away, Cameron Indoor Stadium	1/-	DES	3-9-18	W	74	69	Barclays Center, Brooklyn, ACC	12/5	RW
2-27-82	W	84	66	home, Carmichael	2/-	DES	2-20-19	W	88	72	away, Cameron Indoor Stadium	8/1	RW
1-22-83	W	103	82	home, Carmichael	3/-	DES	3-9-19	W	79	70	home, Smith Center	3/4	RW
3-5-83	W	105	81	away, Cameron Indoor Stadium	8/-	DES	3-15-19	L	73	74	Charlotte, Spectrum Center, ACC	3/5	RW
1-21-84	W	78	73	away, Cameron Indoor Stadium	1/-	DES	2-8-20	L (ot)	96	98	home, Smith Center	-/7	RW
3-3-84	W (2ot)	96	83	home, Carmichael	1/15	DES	3-7-20	L	76	89	away, Cameron Indoor Stadium	-/12	RW
3-10-84	L	75	77	Greensboro Coliseum, ACC	1/16	DES	2-6-21	W	91	87	away, Cameron Indoor Stadium	—	RW
1-19-85	L	77	93	home, Carmichael	6/2	DES	3-6-21	W	91	73	home, Smith Center	—	RW
3-2-85	W	78	68	away, Cameron Indoor Stadium	8/5	DES	2-5-22	L	67	87	home, Smith Center	-/9	HD
1-18-86	W	95	92	home, Smith Center	1/3	DES	3-5-22	W	94	81	away, Cameron Indoor Stadium	-/4	HD
3-2-86	L	74	82	away, Cameron Indoor Stadium	3/1	DES	4-2-22	W	81	77	New Orleans, Superdome, Final Four	-/9	HD
1-10-87	W	85	77	away, Cameron Indoor Stadium	3/17	DES	2-4-23	L	57	63	away, Cameron Indoor Stadium	—	HD
2-26-87	W	77	71	home, Smith Center	2/17	DES	3-4-23	L	57	62	home, Smith Center	—	HD
1-21-88	L	69	70	home, Smith Center	2/9	DES							
3-6-88	L	81	96	away, Cameron Indoor Stadium	6/9	DES							
3-13-88	L	61	65	Greensboro Coliseum, ACC	9/8	DES							
1-18-89	W	91	71	away, Cameron Indoor Stadium	13/1	DES							
3-5-89	L	86	88	home, Smith Center	5/9	DES							
3-12-89	W	77	74	Atlanta, Omni, ACC	9/7	DES							
1-17-90	W	79	60	home, Smith Center	-/8	DES							
3-4-90	W	87	75	away, Cameron Indoor Stadium	-/5	DES							
1-19-91	L	60	74	away, Cameron Indoor Stadium	5/12	DES							
3-3-91	L	77	83	home, Smith Center	4/8	DES							
3-10-91	W	96	74	Charlotte Coliseum, ACC	7/6	DES							
2-5-92	W	75	73	home, Smith Center	9/1	DES							
3-8-92	L	77	89	away, Cameron Indoor Stadium	16/1	DES							
3-15-92	L	74	94	Charlotte Coliseum, ACC	20/1	DES							
2-3-93	L	67	81	away, Cameron Indoor Stadium	6/5	DES							
3-7-93	W	83	69	home, Smith Center	1/6	DES							
2-3-94	W	89	78	home, Smith Center	2/1	DES							
3-5-94	W	87	77	away, Cameron Indoor Stadium	5/2	DES							
2-2-95	W (2ot)	102	100	away, Cameron Indoor Stadium	2/-	DES							

(individual series highs on pages 166, 169 and 171)

UNC at home– 65-39 (20-18 at Smith Center, 18-2 at Carmichael Auditorium, 13-14 at Woollen Gymnasium, 11-4 at Indoor Athletic Court, 3-1 at Bynum Gymnasium); **UNC on the road**– 50-56 (39-47 at Cameron Indoor Stadium/Duke Indoor Stadium, 3-7 at Card Gym, 5-1 at Alumni Memorial Gymnasium, 3-1 at Angier B. Duke Gymnasium); **UNC at neutral sites**– 28-22 (12-7 in Raleigh, 10-8 in Greensboro, 2-4 in Charlotte, 2-1 in New York City, 1-0 in New Orleans, 1-2 in Atlanta); **Dean Smith vs. Duke**– 59-35; **Bill Guthridge vs. Duke**– 2-6; **Matt Doherty vs. Duke**– 2-7; **Roy Williams vs. Duke**– 18-22; **Hubert Davis vs. Duke**– 2-3; **UNC in Overtime**– 4-10; **UNC Largest Win**– 37 (55-18, 1920-21); **UNC Largest Loss**– 35 (69-104, 1963-64); **UNC Most Points**– 105 (1982-83)

DUQUESNE (UNC 1-0)

Date	W-L	NC	DU	Site	Rank	Coach
3-13-69	W	79	78	College Park, Cole FH, NCAAe	4/9	DES



EAST CAROLINA (UNC 4-0)

Date	W-L	NC	ECU	Site	Rank	Coach
1-6-53	W	79	66	away, Christenbury Gym	—	FM
3-18-93	W	85	65	Winston-Salem, LJV, NCAAe	4/-	DES
12-15-12	W	93	87	home, Smith Center	21/-	RW
12-7-14	W	108	64	home, Smith Center	12/-	RW

EASTERN KENTUCKY (UNC 1-1)

Date	W-L	NC	EKU	Site	Rank	Coach
12-20-50	L	62	85	Pikeville, Ky.	—	TS
3-15-07	W	86	65	Winston-Salem, LJV, NCAAe	4/-	RW

EASTERN MICHIGAN (UNC 1-0)

Date	W-L	NC	EMU	Site	Rank	Coach
3-22-91	W	93	67	Meadowlands, NCAAe	4/-	DES

EAST TENNESSEE STATE (UNC 6-0)

Date	W-L	NC	ETSU	Site	Rank	Coach
12-1-70	W	109	79	home, Carmichael	—	DES
12-15-73	W	81	63	home, Carmichael	5/-	DES
12-4-74	W	93	71	home, Carmichael	9/-	DES
12-20-75	W	104	67	away, Freedom Hall CC	4/-	DES
2-18-87	W	118	65	home, Smith Center	3/-	DES
12-8-12	W	78	55	home, Smith Center	20/-	RW

ELON (UNC 21-4)

Date	W-L	NC	EC	Site	Rank	Coach
1-9-12	W	36	5	home, Bynum Gym	—	NC
2-5-13	W	41	11	home, Bynum Gym	—	NC
3-1-13	L	19	23	away, West Dormitorium	—	NC
12-13-13	L	15	21	home, Bynum Gym	—	NC
1-31-14	W	29	16	away, West Dormitorium	—	NC
1-11-15	W	15	9	home, Bynum Gym	—	CD
2-27-15	L	15	19	away, West Dormitorium	—	CD
1-10-16	W	31	10	home, Bynum Gym	—	CD
2-19-16	W	19	15	away, West Dormitorium	—	CD
2-11-18	W	29	25	home, Bynum Gym	—	HP
2-15-18	L	21	28	away, West Dormitorium	—	HP
2-11-19	W	44	12	home, Bynum Gym	—	none
1-19-21	W	37	12	home, Bynum Gym	—	FB
2-11-22	W	59	24	away, West Dormitorium	—	none
1-23-24	W	60	13	home, Indoor Athletic Court	—	NS
1-27-26	W	40	25	home, Indoor Athletic Court	—	HS
1-3-35	W	34	21	home, Indoor Athletic Court	—	GS
12-8-47	W	74	22	home, Woollen Gym	—	TS
12-6-48	W	66	32	home, Woollen Gym	—	TS
12-1-49	W	57	39	home, Woollen Gym	—	TS
12-2-50	W	57	48	away, Alumni Gym	—	TS
12-29-11	W	100	62	home, Smith Center	5/-	RW
11-9-18	W	116	67	away, Schar Center	8/-	RW
11-20-19	W	75	61	home, Smith Center, Battle 4 Atlantis	5/-	RW
12-11-21	W	80	63	home, Smith Center	—	HD

UNC Bests vs. Elon

Points: 22 by Dawson Garcia & Caleb Love, 12/11/21; by Armando Bacot, 11/20/19
3FG: 4 by Caleb Love, 12/11/21

Rebounds: 14 by Armando Bacot, 11/20/19

Assists: 8 by Kendall Marshall, 12/29/11; by Cole Anthony, 11/20/19

Blocked Shots: 3 by Armando Bacot, 11/20/19

Steals: 4 by Armando Bacot, 12/11/21

EMORY & HENRY (UNC 1-1)

Date	W-L	NC	E&HC	Site	Rank	Coach
2-5-1913	L	17	20	home, Bynum Gym	—	NC
1-31-1918	W	63	21	home, Bynum Gym	—	HP

EVANSVILLE (UNC 3-0)

Date	W-L	NC	EV	Site	Rank	Coach
12-18-09	W	91	73	home, Smith Center	1/-	RW
12-8-10	W	76	49	away, Roberts Stadium	—	RW
12-6-11	W	97	48	home, Smith Center	4/-	RW

FAIRFIELD (UNC 2-0)

Date	W-L	NC	FF	Site	Rank	Coach
3-13-97	W	82	74	Winston-Salem, LJV, NCAAe	4/-	DES
11-15-15	W	92	65	home, Smith Center, CBE Classic	1/-	RW

FLORIDA (UNC 4-2)

Date	W-L	NC	UF	Site	Rank	Coach
2-9-23	W	59	14	home, Bynum Gym	—	none
2-13-26	W	42	6	home, Indoor Athletic Court	—	HS
12-21-64	L	54	73	away, Florida Gymnasium	—	DES
12-18-65	W	66	59	Charlotte Coliseum	—	DES
4-3-00	L	59	71	Indy, RCA Dome, Final Four	-13	BG
11-28-15	W	75	64	Battle 4 Atlantis, Bahamas	5/18	RW

UNC Bests vs. Florida

Points: 24 by Bobby Lewis, 12/18/65 in Charlotte

3FG: 3 by Joseph Forte, 4/1/2000 in Indianapolis^

Rebounds: 13 by Kennedy Meeks, 11/28/14 in The Bahamas

Assists: 8 by Ed Cota, 4/1/2000 in Indianapolis^

Blocked Shots: 3 by Brendan Haywood, 4/1/2000 in Indianapolis^

Steals: 4 by Justin Jackson, 11/28/14 in The Bahamas

Most Florida Points vs. UNC: 24 by Gary Keller, Dec. 21, 1964

FLORIDA ATLANTIC (UNC 2-0)

Date	W-L	NC	FAU	Site	Rank	Coach
12-19-06	W	105	52	home, Smith Center	2/-	RW
11-11-12	W	80	56	home, Smith Center, Maui Invitational	11/-	RW

FLORIDA GULF COAST (UNC 1-0)

Date	W-L	NC	UF	Site	Rank	Coach
3-17-16	W	83	67	Raleigh, PNC Arena, NCAAe	3/-	RW

FLORIDA INTERNATIONAL (UNC 2-0)

Date	W-L	NC	FIU	Site	Rank	Coach
11-16-98	W	65	44	home, Smith Center, preNIT	10/-	BG
11-09-09	W	88	72	home, Smith Ctr., Coaches vs. Cancer	6/-	RW

FLORIDA SOUTHERN (UNC 1-0)

Date	W-L	NC	FSC	Site	Rank	Coach
12-1-69	W	112	47	home, Carmichael	7/-	DES

FLORIDA STATE (UNC 53-16)

Date	W-L	NC	FSU	Site	Rank	Coach
12-16-65	W	115	80	home, Carmichael	—	DES
12-20-66	W	81	54	Tampa Invitational	6/-	DES
2-1-68	W	86	80	home, Carmichael	3/-	DES
2-8-69	W	100	82	Greensboro Coliseum	2/-	DES
12-13-69	W	86	75	Greensboro Coliseum	5/-	DES
2-22-71	W	70	61	home, Carmichael	8/-	DES
3-23-72	L	75	79	LA Sports Arena, NCAA FF	2/10	DES
2-17-73	W	91	79	New York, MSG	6/-	DES
2-16-74	W	104	85	Greensboro Coliseum	4/-	DES
1-5-85	W	78	69	Miami, Knight Center	9/-	DES
12-31-85	W	109	64	Charlotte Coliseum	1/-	DES
12-15-91	L	74	86	home, Smith Center	5/-	DES
2-27-92	L	96	110	away, Leon County Civic Center	10/22	DES
3-14-92	W	80	76	Charlotte Coliseum, ACC	20/18	DES
1-27-93	W	82	77	home, Smith Center	3/19	DES
2-27-93	W	86	76	away, Leon County Civic Center	3/6	DES
1-26-94	W	90	77	away, Leon County Civic Center	4/-	DES
2-26-94	W	78	75	home, Smith Center	4/-	DES
3-11-94	W	83	69	Charlotte Coliseum, ACC	4/-	DES
1-25-95	W	100	70	home, Smith Center	3/-	DES
2-25-95	W	80	78	away, Leon County Civic Center	3/-	DES
1-24-96	W	82	71	away, Leon County Civic Center	11/-	DES
2-24-96	L	80	84	home, Smith Center	17/-	DES
1-22-97	L	71	84	away, Leon County Civic Center	19/-	DES
2-6-97	W	90	62	home, Smith Center	20/-	DES
12-20-97	W	81	73	away, Leon County Civic Center	1/17	BG
1-24-98	W	103	55	home, Smith Center	2/20	BG
1-6-99	W	72	54	away, Leon County Civic Center	11/-	BG
2-7-99	W	98	64	home, Smith Center	12/-	BG
1-22-00	L	71	76	home, Smith Center	21/-	BG
2-23-00	W	70	67	away, Leon County Civic Center	—	BG

1-20-01	W	80	70	away, Leon County Civic Center	6/-	MD
2-22-01	W	95	67	home, Smith Center	2/-	MD
1-16-02	L	71	81	away, Leon County Civic Center	—	MD
2-17-02	W	95	85	home, Smith Center	—	MD
12-22-02	W	69	48	away, Leon County Civic Center	23/-	MD
2-8-03	W	61	60	home, Smith Center	—	MD
1-22-04	L (ot)	81	90	away, Leon County Civic Center	7/-	RW
2-21-04	W	78	71	home, Smith Center	16/-	RW
2-6-05	W	81	60	away, Leon County Civic Center	2/-	RW
3-3-05	W	91	76	home, Smith Center	2/-	RW
1-22-06	W	81	80	away, Leon County Civic Center	24/-	RW
1-7-07	W	84	58	home, Smith Center	2/-	RW
3-9-07	W	73	58	Tampa, STP Times Forum, ACC	8/-	RW
2-3-08	W (ot)	84	73	away, Leon County Civic Center	4/-	RW
3-4-08	W	90	77	home, Smith Center	1/-	RW
3-14-08	W	82	70	Charlotte Coliseum, ACC	1/-	RW
1-28-09	W	80	77	away, Leon County Civic Center	5/-	RW
3-14-09	L	70	73	Atlanta, Georgia Dome, ACC	1/22	RW
3-2-10	L	67	77	home, Smith Center	—	RW
2-6-11	W	89	69	home, Smith Center	23/-	RW
3-2-11	W	72	70	away, Leon County Civic Center	13/-	RW
1-14-12	L	57	90	away, Leon County Civic Center	3/-	RW
3-11-12	L	82	85	Atlanta, Philips Arena, ACC	4/17	RW
1-12-13	W	77	72	away, Leon County Civic Center	—	RW
3-3-13	W	79	58	home, Smith Center	—	RW
3-15-13	W	83	62	Greensboro Coliseum, ACC	—	RW
2-17-14	W	81	75	away, Leon County Civic Center	—	RW
1-24-15	W	78	74	home, Smith Center	15/-	RW
1-4-16	W	106	90	away, Tucker Center	6/-	RW
1-14-17	W	96	83	home, Smith Center	11/9	RW
1-3-18	L	80	81	away, Tucker Center	12/24	RW
2-23-19	W	77	59	home, Smith Center	8/16	RW
2-3-20	L	59	65	away, Tucker Center	-/8	RW
1-16-21	L	75	82	away, Tucker Center	—	RW
2-27-21	W	78	70	home, Smith Center	-/11	RW
3-12-21	L	66	69	Greensboro Coliseum, ACC	-/15	RW
2-12-22	W	94	74	home, Smith Center	—	HD
2-27-22	W	77	66	away, Tucker Center	—	HD

(individual series highs on pages 166, 169 and 171)

UNC at home- 23-4 (20-4 at Smith Center, 3-0 at Carmichael Auditorium); **UNC on the road-** 18-8, all at Leon County Civic Center/Tucker Center; **UNC at neutral sites-** 12-4 (4-0 in Charlotte, 2-0 in Tampa, 1-0 in Miami, 1-0 in New York City, 4-1 in Greensboro, 0-2 in Atlanta, 0-1 in Los Angeles); **Dean Smith vs. FSU-** 20-5; **Bill Guthridge vs. FSU-** 5-1; **Matt Doherty vs. FSU-** 5-1; **Roy Williams vs. FSU-** 21-9; **Hubert Davis vs. FSU-** 2-0; **UNC Largest Win-** 48 (103-55, 1997-98); **UNC Largest Loss-** 33 (57-90, 2011-12); **UNC Most Points-** 109 (1985-86)

FORDHAM (UNC 5-1)

Date	W-L	NC	FU	Site	Rank	Coach
1-4-41	L	41	42	away, Madison Square Garden	—	BL
1-10-42	W	34	25	home, Woollen Gym	—	BL
12-2-83	W	73	56	Stanford Invitational, Maples Pavilion	2/-	DES
11-25-84	W	81	65	Charlotte Coliseum	—	DES
1-9-86	W	92	68	New York, Madison Square Garden	1/-	DES
1-6-88	W (ot)	76	67	Greensboro Coliseum	4/-	DES

FURMAN (UNC 24-2)

Date	W-L	NC	FU	Site	Rank	Coach
1-12-31	W	23	16	home, Indoor Athletic Court	—	JA
1-12-32	W	37	16	home, Indoor Athletic Court	—	GS
1-29-49	W	61	44	home, Woollen Gym	—	GS
2-10-50	W	59	53	away, Textile Hall	—	TS
2-3-51	W	89	64	home, Woollen Gym	—	TS
12-3-51	W	100	57	away, Textile Hall	—	TS
2-9-52	W	68	53	home, Woollen Gym	—	TS
12-4-56	W	94	66	home, Woollen Gym	—	FM
12-12-57	W	91	74	Charlotte Coliseum	—	FM
12-27-66	W	101	56	Greensboro Coliseum	3/-	DES
1-8-72	W	118	66	home, Carmichael	3/-	DES
1-4-73	W	100	67	Charlotte Coliseum	9/-	DES
2-8-74	W	95	69	Charlotte Coliseum, North-South	4/-	DES
2-7-75	W	86	81	Charlotte Coliseum, North-South	12/-	DES
2-7-76	W	97	64	Charlotte Coliseum, North-South	4/-	DES
2-5-77	W	88	71	Charlotte Coliseum, North-South	13/-	DES
2-3-78	L	83	89	Charlotte Coliseum, North-South	6/-	DES
2-2-79	L	70	83	Charlotte Coliseum, North-South	4/-	DES
2-2-80	W	75	63	Charlotte Coliseum, North-South	11/-	DES
2-7-81	W	79	64	Charlotte Coliseum, North-South	7/-	DES
2-5-82	W	96	69	Charlotte Coliseum, North-South	2/-	DES
2-5-83	W	78	43	Charlotte Coliseum, North-South	1/-	DES
2-3-84	W	83	48	Charlotte Coliseum, North-South	1/-	DES
2-2-85	W	77	55	Charlotte Coliseum, North-South	11/-	DES
12-22-86	W	95	65	Charlotte Coliseum	4/-	DES
12-14-21	W	74	61	home, Smith Center	—	HD

GARDNER-WEBB (UNC 6-0)

Date	W-L	NC	GW	Site	Rank	Coach
11-19-05	W	83	80	home, Smith Center	—	RW
11-19-06	W	103	50	home, Smith Center	2/-	RW
11-23-09	W	93	72	home, Smith Center	11/-	RW
11-9-12	W	76	59	home, Smith Center	11/-	RW
11-15-19	W	77	61	home, Smith Center	6/-	RW
11-15-22	W	72	66	home, Smith Center	1/-	HD

GEORGE MASON (UNC 1-1)

Date	W-L	NC	GM	Site	Rank	Coach
12-7-04	W	115	81	home, Smith Center	10/-	RW
3-19-06	L	60	65	Dayton Arena, NCAAe	10/-	RW

GEORGETOWN (UNC 4-5)

Date	W-L	NC	GU	Site	Rank	Coach
2-9-20	L	27	36	away, Ryan Gymnasium	—	FB
2-4-21	L	22	38	away, Ryan Gymnasium	—	FB
11-29-80	W	83	71	Anchorage, Buckner Fieldhouse Great Alaska Shootout	13/16	DES
3-29-82	W	63	62	New Orleans Superdome, NCAA FF	1/6	DES
12-7-89	L	81	93	Meadowlands, ACC/Big East	17/3	DES
3-23-95	W	74	64	Birmingham, Jefferson CC, NCAAe	4/22	DES
11-23-99	W	85	79	Maui Invitational, Lahaina CC	4/-	BG
3-26-03	L	74	79	home, Smith Center, NIT	—	MD
3-25-07	L (ot)	84	96	Meadowlands, NCAAe	4/8	RW

UNC Bests vs. Georgetown

Points: 28 by James Worthy, 3/29/82 in New Orleans^
3FG: 4 by Donald Williams, 3/23/95 in Birmingham, Ala.^
Rebounds: 13 by James Worthy, 11/29/80 in Anchorage, Alaska
Assists: 11 by Raymond Felton, 3/26/03-
Blocked Shots: 6 by Rasheed Wallace, 3/23/95 in Birmingham, Ala.^
Steals: 5 by Kevin Madden, 12/7/89 in East Rutherford N.J.

Most Georgetown Points vs. UNC: 27 by Mark Tillmon, 12/7/89 in East Rutherford N.J.

GEORGE WASHINGTON (UNC 4-6)

Date	W-L	NC	GWU	Site	Rank	Coach
1-12-43	L	33	34	home, Woollen Gym	—	BL
1-10-49	L	41	64	home, Woollen Gym	—	TS
2-12-49	L	41	53	away	—	TS
12-9-49	L	44	54	home, Woollen Gym	—	TS
2-4-50	L	41	56	away	—	TS
1-19-51	L	71	76	away	—	TS
2-6-51	W	66	60	home, Woollen Gym	—	TS
12-12-56	W	82	55	Norfolk	—	FM
12-10-57	W	86	59	away	—	FM
12-3-93	W	87	62	Charlotte Coliseum, Diet Pepsi	4/22	DES

GEORGIA (UNC 13-5)


Date	W-L	NC	UG	Site	Rank	Coach
2-1-18	W	36	27	home, Bynum Gym	—	HP
2-27-22	W	33	25	Atlanta, Municipal Auditorium, SoCon	—	none
3-2-25	W	40	19	Atlanta, Municipal Auditorium, SoCon	—	MM
1-19-27	W	33	27	home, Indoor Athletic Court	—	JA
2-28-27	L	20	23	Atlanta, Municipal Auditorium, SoCon	—	JA
1-20-28	W	35	29	home, Indoor Athletic Court	—	JA
1-24-29	W	31	29	away, Woodruff Hall	—	JA
2-28-30	L	17	26	Atlanta, Municipal Auditorium, SoCon	—	JA
3-1-32	L	24	26	Atlanta, Municipal Auditorium, SoCon	—	GS
12-1-62	W	89	65	home, Woollen Gym	—	DES
12-18-63	W	99	71	home, Woollen Gym	—	DES
12-3-64	L	61	64	away, Georgia Coliseum	3/-	DES
2-14-82	W	66	57	Greensboro Coliseum	2/-	DES
3-27-83	L	77	82	Syracuse, Carrier Dome, NCAAe	8/18	DES
11-20-88	W	99	91	home, Smith Center, preNIT	6/-	DES
12-7-95	W	85	74	home, Smith Center	13/-	DES
12-27-97	W (ot)	82	80	away, Stegeman Coliseum	1/-	BG
11-18-98	W	65	58	home, Smith Center, preNIT	10/-	BG

GEORGIA STATE (UNC 1-0)

Date	W-L	NC	GSU	Site	Rank	Coach
1-24-83	W	95	55	home, Carmichael	3/-	DES

GEORGIA TECH (UNC 72-27)

Date	W-L	NC	GT	Site	Rank	Coach
2-28-25	W	34	26	Atlanta, Municipal Auditorium, SoCon	—	MM
2-14-47	W	58	48	home, Woollen Gym	—	TS
12-9-55	W	88	76	Charlotte Coliseum	—	FM
2-11-67	L	80	82	away, Alexander Mem. Coliseum	2/-	DES
1-27-68	W	82	54	Charlotte Coliseum	3/-	DES
1-14-69	W	101	70	away, Alexander Mem. Coliseum	2/-	DES
2-14-70	L	95	104	Charlotte Coliseum, North-South	10/-	DES
2-12-71	W	87	58	Charlotte Coliseum, North-South	11/-	DES
3-27-71	W	84	66	New York, MSG, NIT	13/-	DES



2-12-72	W	118	73	Charlotte Coliseum, North-South	13/-	DES
2-23-72	W	87	66	home, Carmichael	5/-	DES
2-9-73	W	107	72	Charlotte Coliseum, North-South	6/-	DES
2-9-74	W	112	70	Charlotte Coliseum, North-South	4/-	DES
2-8-75	W	111	81	Charlotte Coliseum, North-South	12/-	DES
2-6-76	W	79	74	Charlotte Coliseum, North-South	4/-	DES
2-4-77	W	98	74	Charlotte Coliseum, North-South	12/-	DES
1-14-80	W	54	53	Greensboro Coliseum	4/-	DES
2-11-80	W	60	50	away, Alexander Mem. Coliseum	13/-	DES
1-24-81	W	100	60	home, Carmichael	17/-	DES
2-25-81	W	76	51	away, Alexander Mem. Coliseum	11/-	DES
1-23-82	W	66	54	away, Omni	1/-	DES
2-24-82	W	77	54	home, Carmichael	2/-	DES
3-5-82	W	55	39	Greensboro Coliseum, ACC	1/-	DES
1-24-83	W	72	65	Greensboro Coliseum	—	DES
3-2-83	W	85	73	away, Omni	3/-	DES
1-28-84	W	73	61	home, Carmichael	1/-	DES
2-29-84	W	69	56	away, Omni	1/-	DES
1-27-85	L	62	66	home, Carmichael	8/16	DES
2-27-85	L	62	67	away, Omni	8/10	DES
3-10-85	L	54	57	Atlanta, Omni, ACC	6/9	DES
1-25-86	W	85	77	home, Smith Center	1/4	DES
2-4-86	W (ot)	78	77	away, Omni	1/2	DES
1-24-87	W	92	55	home, Smith Center	2/-	DES
3-1-87	W	92	76	away, Omni	2/-	DES
1-30-88	W	73	71	home, Smith Center	3/-	DES
3-2-88	W	97	80	away, Omni	6/13	DES
1-28-89	W	92	85	home, Smith Center	7/-	DES
3-1-89	L	74	76	away, Alexander Mem. Coliseum	5/-	DES
3-10-89	W	77	62	Atlanta, Omni, ACC	9/-	DES
2-1-90	L	75	102	away, Alexander Mem. Coliseum	25/13	DES
2-28-90	W	81	79	home, Smith Center	-11	DES
1-27-91	L	86	88	home, Smith Center	7/-	DES
2-28-91	W	91	74	away, Alexander Mem. Coliseum	4/-	DES
2-2-92	W	86	76	away, Alexander Mem. Coliseum	11/20	DES
3-4-92	W	79	75	home, Smith Center	16/-	DES
1-13-93	W	80	67	home, Smith Center	5/8	DES
2-14-93	W	77	66	away, Alexander Mem. Coliseum	6/-	DES
3-14-93	L	75	77	Charlotte Coliseum, ACC	1/-	DES
1-12-94	L	69	89	away, Alexander Mem. Coliseum	1/17	DES
2-12-94	L	89	96	home, Smith Center	1/-	DES
1-11-95	W	86	75	home, Smith Center	4/22	DES
2-12-95	W	85	81	away, Alexander Mem. Coliseum	1/18	DES
1-10-96	L	77	80	away, Omni	10/-	DES
2-10-96	L (ot)	83	92	home, Smith Center	12/-	DES
1-18-97	W	73	50	home, Smith Center	22/-	DES
2-15-97	W	72	68	away, Alexander Mem. Coliseum	16/-	DES
1-8-98	W	96	75	home, Smith Center	1/-	BG
2-8-98	W (2 ot)	107	100	away, Alexander Mem. Coliseum	2/-	BG
12-22-98	L	64	66	away, Alexander Mem. Coliseum	7/-	BG
1-31-99	W	75	66	home, Smith Center	10/-	BG
3-5-99	W	78	49	Charlotte Coliseum, ACC	15/-	BG
1-29-00	W	70	53	away, Alexander Mem. Coliseum	—	BG
3-1-00	W (ot)	74	72	home, Smith Center	—	BG
1-2-01	W	84	70	away, Alexander Mem. Coliseum	13/-	MD
2-3-01	W	82	69	home, Smith Center	4/-	MD
3-10-01	W	70	63	Atlanta, Georgia Dome, ACC	6/-	MD
12-2-01	W	83	77	home, Smith Center	—	MD
2-2-02	L	74	86	away, Alexander Mem. Coliseum	—	MD
1-29-03	L	68	88	away, Alexander Mem. Coliseum	—	MD
3-1-03	W	67	66	home, Smith Center	—	MD
1-11-04	W	103	88	home, Smith Center	12/8	RW
2-10-04	L	77	88	away, Alexander Mem. Coliseum	14/15	RW
3-12-04	L	82	83	Greensboro Coliseum, ACC	16/14	RW

1-12-05	W	91	69	home, Smith Center	13/8	RW
3-12-05	L	75	78	Washington DC, MCI, ACC	2/-	RW
2-15-06	W	82	75	home, Smith Center	23/-	RW
1-20-07	W	77	61	home, Smith Center	4/-	RW
3-1-07	L	77	84	away, Alexander Mem. Coliseum	8/-	RW
1-16-08	W	83	82	away, Alexander Mem. Coliseum	1/-	RW
2-28-09	W	104	74	home, Smith Center	4/-	RW
1-16-10	L	71	73	home, Smith Center	12/20	RW
2-16-10	L	51	68	away, Alexander Mem. Coliseum	—	RW
3-11-10	L	58	62	Greensboro Coliseum, ACC	—	RW
1-16-11	L	58	78	away, Alexander Mem. Coliseum	—	RW
1-29-12	W	93	81	home, Smith Center	7/-	RW
1-23-13	W	79	63	home, Smith Center	—	RW
2-19-13	W	70	58	away, McCamish Pavilion	—	RW
1-29-14	W	78	65	away, McCamish Pavilion	—	RW
2-21-15	W	89	60	home, Smith Center	15/-	RW
3-3-15	W	81	49	away, McCamish Pavilion	19/-	RW
1-2-16	W	86	78	home, Smith Center	7/-	RW
12-31-16	L	63	75	away, McCamish Pavilion	9/-	RW
1-20-18	W	80	66	home, Smith Center	15/-	RW
1-29-19	W	77	54	away, McCamish Pavilion	9/-	RW
1-4-20	L	83	96	home, Smith Center	—	RW
12-30-20	L	67	72	away, McCamish Pavilion	—	RW
12-5-21	W	79	62	away, McCamish Pavilion	—	HD
1-15-22	W	88	65	home, Smith Center	—	HD
12-10-22	W	75	59	home, Smith Center	—	HD

(individual series highs on pages 166, 169 and 172)

UNC at home— 32-6 (27-5 at Smith Center, 4-1 at Carmichael Auditorium, 1-0 at Woolen Gymnasium); **UNC on the road**— 23-15 (17-13 at McCamish Pavilion/Alexander Memorial Coliseum, 6-2 at the Omni); **UNC at neutral sites**— 17-6 (10-2 in Charlotte, 3-1 in Atlanta, 3-2 in Greensboro, 1-0 in New York City, 0-1 in Washington, D.C.); **Dean Smith vs. Georgia Tech**— 40-13; **Bill Guthridge vs. Georgia Tech**— 6-1; **Matt Doherty vs. Georgia Tech**— 5-2; **Roy Williams vs. Georgia Tech**— 15-11; **Hubert Davis vs. Georgia Tech**— 3-0; **UNC in Overtime**— 3-1; **UNC Largest Win**— 45 (118-73, 1971-72); **UNC Largest Loss**— 27 (75-102, 1989-90); **UNC Most Points**— 118 (1971-72)

GONZAGA (UNC 3-2)

Date	W-L	NC	GON	Site	Rank	Coach
11-22-06	L	74	82	New York, MSG, preNIT	2/-	RW
3-27-09	W	98	77	Memphis, FedEx Forum, NCAAs	2/10	RW
4-3-17	W	71	65	Glendale, Univ. of Phoenix Stadium, NCAA FF	5/2	RW
12-15-18	W	103	90	home, Smith Center	12/4	RW
12-18-19	L	81	94	away, McCarthy Athletic Center	-/2	RW

UNC Bests vs. Gonzaga

Points: 25 by Cameron Johnson, 12/15/18

3FG: 6 by Cameron Johnson, 12/15/18

Rebounds: 16 by Luke Maye, 12/15/18

Assists: 9 by Ty Lawson, 3/27/09 in Memphis, Tenn. ^

Blocked Shots: 4 by Brandon Wright, 3/22/06 in New York

Steals: 4 by Danny Green, 3/27/09 in Memphis, Tenn. ^

Most Gonzaga Points vs. UNC: 26 by Corey Kispert, 12/18/19

GUILFORD (UNC 23-2)

Date	W-L	NC	GC	Site	Rank	Coach
1-31-1912	L	20	35	home, Bynum Gym	—	NC
2-28-13	L	21	44	away, Guilford College Gymnasium	—	NC
1-30-14	W (ot)	23	22	away, Guilford College Gymnasium	—	NC
2-19-14	W	38	13	home, Bynum Gym	—	NC
2-13-15	W	45	27	Raleigh, Raleigh Auditorium	—	CD
2-24-16	W	51	21	away, Guilford College Gymnasium	—	CD
3-2-16	W	40	26	home, Bynum Gym	—	CD
3-3-17	W	55	28	home, Bynum Gym	—	HP
2-16-18	W	28	24	away, Guilford College Gymnasium	—	HP
2-22-18	W	31	19	home, Bynum Gym	—	HP
1-12-19	W	47	23	home, Bynum Gym	—	none
2-14-19	W	56	23	away, Guilford College Gymnasium	—	none
1-15-20	W	51	23	away, Guilford College Gymnasium	—	FB
1-15-24	W	50	22	home, Indoor Athletic Court	—	NS
1-16-25	W	37	10	home, Indoor Athletic Court	—	MM
1-16-26	W	44	20	home, Indoor Athletic Court	—	HS
1-13-28	W	42	24	home, Indoor Athletic Court	—	JA
1-14-30	W	49	24	home, Indoor Athletic Court	—	JA
1-8-31	W	33	13	home, Indoor Athletic Court	—	JA
1-6-32	W	49	23	home, Indoor Athletic Court	—	GS
1-5-33	W	66	9	home, Indoor Athletic Court	—	GS
1-6-38	W	60	16	home, Indoor Athletic Court	—	WS
12-13-41	W	51	26	away, Alumni Gym	—	BL
12-6-47	W	51	30	home, Woollen Gym	—	TS
12-4-48	W	52	32	home, Woollen Gym	—	TS

HAMPDEN-SYDNEY (UNC 1-0)

Date	W-L	NC	HSC	Site	Rank	Coach
1-15-27	W	64	5	home, Indoor Athletic Court	—	JA

HAMPTON (UNC 2-1)

Date	W-L	NC	H	Site	Rank	Coach
12-16-97	W	92	69	home, Smith Center	1/-	BG
11-23-98	W	86	75	away, Convocation Center	9/-	BG
11-16-01	L	69	77	home, Smith Center	—	M D

HARVARD (UNC 4-2)

Date	W-L	NC	HU	Site	Rank	Coach
2-2-25	L	22	23	away, Hemenway Gymnasium	—	MM
2-8-26	L (ot)	37	40	away, Hemenway Gymnasium	—	HS
12-29-69	W	92	74	Greensboro Coliseum, Carolina Classic	4/-	DES
12-27-71	W	96	78	Charlotte Coliseum	4/-	DES
3-19-15	W	67	65	Jacksonville, NCAAW	15/-	RW
1-2-19	W	77	57	home, Smith Center	15/-	RW

HAWAII (UNC 5-0)

Date	W-L	NC	UH	Site	Rank	Coach
11-28-86	W	98	78	away, Thanksgiving Festival, Blaisdell Center	1/-	DES
12-30-92	W	101	84	away, Rainbow Classic, Blaisdell	5/-	DES
12-1-93	W	92	77	home, Smith Center	4/-	DES
12-22-94	W	88	76	away, Sheriff Center	1/-	DES
11-18-17	W	83	68	away, Sheriff Center	5/-	RW

HAWAII LOA (UNC 1-0)

Year	W-L	NC	HLC	Site	Rank	Coach
11-29-86	W	118	80	away, Klum Gym	1/-	DES

HAWAII PACIFIC (UNC 1-0)

Date	W-L	NC	HPC	Site	Rank	Coach
12-29-84	W	88	69	Honolulu, Hawaii Pacific Invite Bloch Arena	7/-	DES

HIGH POINT (UNC 8-0)

Date	W-L	NC	HPC	Site	Rank	Coach
1-6-43	W	56	27	away	—	BL
12-13-44	W	75	18	home, Woollen Gym	—	BC
1-27-45	W	76	25	away	—	BC
1-18-46	W	65	34	away	—	BC
1-25-46	W	57	16	home, Woollen Gym	—	BC
12-11-46	W	44	41	home, Woollen Gym	—	TS
12-10-47	W	54	36	home, Woollen Gym	—	TS
12-9-06	W	94	69	home, Smith Center	3/-	RW

HOFSTRA (UNC 1-0)

Date	W-L	NC	HOF	Site	Rank	Coach
11-18-10	W	107	63	San Juan, Puerto Rico Tip-Off	8/-	RW

HOLY CROSS (UNC 2-1)

Date	W-L	NC	HCC	Site	Rank	Coach
12-29-52	L	73	85	Raleigh, Reynolds, Dixie Classic	—	TS
12-22-56	W	83	70	Boston Garden	3/-	FM
11-15-13	W	62	54	home, Smith Center Hall of Fame Tipoff	12/-	RW

HOUSTON (UNC 5-1)

Date	W-L	NC	UH	Site	Rank	Coach
3-25-67	L	62	84	Louisville, Freedom Hall, NCAA FF	4/7	DES
12-1-73	W	97	74	Greensboro Coliseum	5/14	DES
12-7-74	W	96	87	away, Hofheinz Pavilion	9/20	DES
3-27-82	W	68	63	New Orleans Superdome, NCAA FF	1/-	DES
11-27-91	W	68	65	away, Hofheinz Pavilion	6/-	DES
12-13-92	W	84	76	home, Smith Center	5/-	DES

HOWARD (UNC 5-0)

Date	W-L	NC	HU	Site	Rank	Coach
2-24-22	W	35	22	Atlanta, Municipal Auditorium, SoCon	—	none
1-11-75	W	109	67	home, Carmichael	15/-	DES
11-29-75	W	115	75	home, Carmichael	5/-	DES
12-3-84	W	77	63	home, Carmichael	19/-	DES
1-2-00	W	86	53	home, Smith Center	13/-	BG

ILLINOIS (UNC 4-4)

Date	W-L	NC	UI	Site	Rank	Coach
12-20-51	L	66	86	away, Huff Hall	-/3	TS
12-20-86	W	90	77	home, Smith Center	4/5	DES
2-19-87	W	85	74	away, Assembly Hall	4/-	DES
12-3-02	L	65	92	away, Assembly Hall, ACC/Big10	12/25	MD
12-2-03	W	88	81	Greensboro Coliseum, ACC/Big10	10/11	RW
4-4-05	W	75	70	St Louis, EJ Dome, NCAA FF	2/1	RW
11-29-05	L	64	68	home, Smith Center, ACC/Big10	-/13	RW
11-30-10	L	67	79	away, ACC/Big 10, Assembly Hall	-/20	RW

INDIANA (UNC 6-10)

Date	W-L	NC	IU	Site	Rank	Coach
12-11-61	L	70	76	Greensboro Coliseum	—	DES
12-15-62	L	76	90	away, New Fieldhouse	—	DES
12-7-63	W	77	70	Charlotte Coliseum	—	DES
12-12-64	L	81	107	away, New Fieldhouse	—	DES
12-22-79	W	61	57	away, Assembly Hall	8/5	DES
12-20-80	W	65	56	home, Carmichael	8/11	DES
3-30-81	L	50	63	Philadelphia Spectrum, NCAA FF	6/9	DES
3-22-84	L	68	72	Atlanta, Omni, NCAAe	1/-	DES
11-25-88	W	106	92	New York, MSG, preNIT	5/20	DES
12-21-99	L	73	82	Meadowlands, Jimmy V Classic	6/20	BG
11-28-01	L	66	79	home, Smith Center, ACC/Big10	-/24	MD
12-01-04	W	70	63	away, ACC/Big10, Assembly Hall	9/-	RW
11-29-12	L	59	83	away, ACC/Big10, Assembly Hall	14/1	RW
3-25-16	W	101	86	Philadelphia, Wells Fargo Center, NCAAe	3/14	RW
11-30-16	L	67	76	away, ACC/Big10, Assembly Hall	3/13	RW
11-30-22	L	65	77	away, ACC/Big10, Assembly Hall	18/10	HD

UNC at home— 1-1 (0-1 at Smith Center, 1-0 at Carmichsel Auditorium); **UNC away**— 2-5 (2-3 at Assembly Hall, 0-2 at New Fieldhouse); **UNC at neutral sites**— 3-4 (1-0 in Charlotte, 1-0 in New York City, 1-1 in Philadelphia, 0-1 in Atlanta, 0-1 in Greensboro, 0-1 in East Rutherford, N.J.)

UNC Bests vs. Indiana

Points: 29 by Billy Cunningham, 12/7/63 in Charlotte; by Jeff Lebo, 11/25/88 in New York

3FG: 6 by Jeff Lebo, 11/25/88 in New York; by Marcus Paige, 3/25/16 in Philadelphia^

Rebounds: 16 by Billy Cunningham, 12/15/62

Assists: 11 by Ed Cota, 12/21/99 in East Rutherford N.J.

Blocked Shots: 4 by Kris Lang, 11/28/01

Steals: 4 by Jimmy Black, 11/30/81 in Philadelphia

Most Indiana Points vs. UNC: 31 by A.J. Guyton, 12/21/99 in East Rutherford, N.J.; by Jay Edwards, 11/25/88 in New York

IOWA (UNC 4-1)

Date	W-L	NC	IC	Site	Rank	Coach
12-27-83	W	74	61	New York, MSG, Holiday Festival	1/-	DES
11-26-85	W	110	67	home, Carmichael	2/-	DES
12-27-02	L	56	65	New York, MSG, Holiday Festival	22/-	MD
11-18-07	W	107	72	home, Smith Center, Las Vegas Inv.	1/-	RW
3-22-19	W	88	73	Columbus, Nationwide Arena, NCAAmw	3/-	RW

IOWA (UNC 1-4)

Date	W-L	NC	UI	Site	Rank	Coach
1-7-89	L	97	98	home, Smith Center	6/9	DES
12-9-89	L	74	87	away, Carver-Hawkeye Arena	17/-	DES
11-24-04	W	106	92	Maui Invitational, Lahaina CC	11/-	RW
12-3-14	L	55	60	home, Smith Center, ACC/Big 10	12/-	RW
12-8-20	L	80	93	away, Carver-Hawkeye Arena ACC/Big 10	16/3	RW

IOWA STATE (UNC 3-2)

Date	W-L	NC	ISU	Site	Rank	Coach
12-1-90	W	118	93	Charlotte Coliseum, Diet Pepsi	4/-	DES
3-19-95	W	73	51	Tallahassee, Leon Cty CC, NCAAse	4/24	DES
3-20-05	W	92	65	Charlotte Coliseum, NCAAe	2/-	RW
3-23-13	L	83	85	San Antonio, AT&T Ctr, NCAAe	19/9	RW
11-25-22	L	65	70	Portland, Ore., Phil Knight Inv.	1/-	HD

JACKSONVILLE (UNC 6-0)

Date	W-L	NC	JU	Site	Rank	Coach
12-9-78	W	85	56	home, Carmichael	14/-	DES
1-21-85	W	74	68	Greensboro Coliseum	6/-	DES
12-17-85	W	69	65	away, Swisher Gym	1/-	DES
12-13-86	W	98	69	home, Smith Center	5/-	DES
11-27-90	W	104	61	home, Smith Center	5/-	DES
12-17-91	W	98	87	away, Veterans Mem. Coliseum	9/-	DES

JAMES MADISON (UNC 4-0)

Date	W-L	NC	JMU	Site	Rank	Coach
3-13-82	W	52	50	Charlotte Coliseum, NCAAe	1/-	DES
3-19-83	W	68	49	Greensboro Coliseum, NCAAe	8/-	DES
11-24-89	W	80	79	Maui Invitational, Lahaina CC	7/-	DES
11-20-22	W	80	64	home, Smith Center	1/-	HD



KANSAS (UNC 6-6)

Date	W-L	NC	UK	Site	Rank	Coach
3-23-57	W (3ot)	54	53	Kansas City, Mun. Aud., NCAA FF	1/2	FM
12-11-59	W	60	49	Raleigh, Reynolds	—	FM
12-17-60	W	78	70	away, Allen Fieldhouse	5/16	FM
1-3-81	L	55	56	Kansas City, Kemper	6/-	DES
11-28-81	W	74	67	Charlotte Coliseum	1/-	DES
3-30-91	L	73	79	Indianapolis Hoosier Dome, NCAA FF	4/12	DES
4-3-93	W	78	68	New Orleans Superdome, NCAA FF	4/9	DES
11-27-02	W	67	56	New York, MSG, preNIT	-/2	MD
4-5-08	L	66	84	San Antonio, Alamodome, NCAA FF	1/4	RW
3-25-12	L	67	80	St. Louis, EJ Dome, NCAAArm	4/5	RW
3-24-13	L	58	70	Kansas City, Sprint Ctr, NCAAs	-/3	RW
4-4-22	L	69	72	New Orleans, Superdome, NCAA FF	-/3	HD

UNC at home— 0-0; UNC in Lawrence— 1-0; UNC at neutral sites— 5-6; UNC Largest Win— 11 (60-49, 1959-60; 67-56, 2002-03); UNC Largest Loss— 18 (66-84, 2007-08); UNC Most Points— 78 (1960-61 and 1992-93)

UNC Bests vs. Kansas

Points: 25 by York Larese, 12/17/60; by Hubert Davis, 3/30/91 in Indianapolis^; by Donald Williams, 4/3/93 in New Orleans^; by Rashad McCants, 11/27/02 in New York
3FG: 5 by Donald Williams, 4/3/93 in New Orleans^
Rebounds: 15 by Armando Bacot, 4/4/22 in New Orleans^
Assists: 7 by Jimmy Black, 11/28/81 in Charlotte; by Rick Fox, 3/30/91 in Indianapolis^; by Stilman White, 3/25/12 in St. Louis^
Blocked Shots: 5 by Sean May, 11/27/02 in New York
Steals: 5 by Melvin Scott, 11/27/02 in New York; by Marcus Paige, 3/24/13 in Kansas City, Mo.^

Most KU Points vs. UNC: 25 by Brandon Rush, 4/5/08 in San Antonio^

KANSAS STATE (UNC 5-1)

Date	W-L	NC	KSU	Site	Rank	Coach
12-12-59	W	68	52	Raleigh, Reynolds	—	FM
12-16-60	L	69	77	away, Ahearn Fieldhouse	5/20	FM
3-21-81	W	82	68	Salt Lake City, Huntsman, NCAAw	6/-	DES
12-27-86	W	81	62	Kansas City, Kemper	4/-	DES
12-23-89	W	79	63	Charlotte Coliseum	—	DES
11-24-15	W	80	70	Kansas City, Sprint Ctr, CBE Classic	9/-	RW

UNC Bests vs. Kansas State

Points: 31 by York Larese, 12/16/60
Rebounds: 17 by Al Wood, 3/21/81 in Salt Lake City, Utah^
Assists: 7 by King Rice, 12/23/89 in Charlotte
Most KSU Points vs. UNC: 33 by Larry Comley, 12/16/60

KENT STATE (UNC 3-0)

Date	W-L	NC	KSU	Site	Rank	Coach
12-6-67	W	107	83	home, Carmichael	5/-	DES
2-15-78	W	92	59	home, Carmichael	11/-	DES
1-2-08	W	90	61	home, Smith Center	1/-	RW

KENTUCKY (UNC 25-17)

Date	W-L	NC	UK	Site	Rank	Coach
2-29-24	W	41	20	Atlanta, Municipal Auditorium, SoCon	—	NS
1-4-29	W	26	15	away, Alumni Gym	—	JA
2-27-32	W	43	42	Atlanta, Municipal Auditorium, SoCon	—	GS
1-9-50	L	44	83	away, Alumni Gym	—	TS
12-18-59	L	70	76	away, Memorial Coliseum	-/13	FM
12-13-60	L	65	70	Greensboro Coliseum	5/20	FM
12-17-62	W	68	66	away, Memorial Coliseum	—	DES
12-9-63	L	80	100	away, Memorial Coliseum	-/9	DES
12-7-64	W	82	67	Charlotte Coliseum	13/11	DES

12-13-66	W	64	55	away, Memorial Coliseum	8/4	DES
12-12-67	W	84	77	Greensboro Coliseum	5/4	DES
12-7-68	W	87	77	away, Memorial Coliseum	2/3	DES
12-8-69	L	87	94	Charlotte Coliseum	7/2	DES
12-11-72	W	78	70	Louisville, Freedom Hall	13/8	DES
12-10-73	W	101	84	Greensboro Coliseum	5/10	DES
12-9-74	L	78	90	Louisville, Freedom Hall	9/15	DES
12-8-75	W	90	77	Charlotte Coliseum	4/7	DES
3-19-77	W	79	72	College Park, Cole FH, NCAAE	5/13	DES
12-26-81	W	82	69	Meadowlands	1/2	DES
12-27-89	W	121	110	Louisville, Freedom Hall	24/-	DES
12-10-90	W	84	81	home, Smith Center	10/25	DES
3-25-95	W	74	61	Birmingham, Jefferson CC, NCAAE	4/2	DES
12-2-00	L	76	93	home, Smith Center	6/-	MD
12-8-01	L	59	79	away, Rupp Arena	-/11	MD
12-7-02	L	81	98	home, Smith Center	12/18	MD
1-3-04	L	56	61	away, Rupp Arena	9/8	RW
12-4-04	W	91	78	home, Smith Center	9/8	RW
12-3-05	W	83	79	away, Rupp Arena	-/10	RW
12-2-06	W	75	63	home, Smith Center	7/-	RW
12-1-07	W	86	77	away, Rupp Arena	1/-	RW
11-18-08	W	77	58	home, Smith Center	1/-	RW
12-5-09	L	66	68	away, Rupp Arena	10/5	RW
12-4-10	W	75	73	home, Smith Center	-/10	RW
3-27-11	L	69	76	Newark, Prudential Center, NCAAE	7/11	RW
12-3-11	L	72	73	away, Rupp Arena	5/1	RW
12-14-13	W	82	77	home, Smith Center	18/11	RW
12-13-14	L	70	84	away, Rupp Arena	21/1	RW
12-17-16	L	100	103	Las Vegas, T-Mobile Arena, CBS Sports Classic	7/6	RW
3-26-17	W	75	73	Memphis, FedExForum	5/6	RW
12-22-18	L	72	80	Chicago, United Center, CBS Sports Classic	9/19	RW
12-19-20	W	75	63	Cleveland, Rocket Mortgage Fieldhouse, CBS Sports Classic	22/-	RW
12-18-21	L	69	98	Las Vegas, T-Mobile Arena, CBS Sports Classic	-/21	HD

UNC at home— 6-2, all at Smith Center; UNC on the road— 6-8 (3-2 at Memorial Coliseum, 2-5 at Rupp Arena, 1-1 at Alumni Gym); UNC at neutral sites— 13-7 (2-1 in Charlotte, 2-1 in Greensboro, 2-1 in Louisville, 1-0 in Atlanta, 1-0 in Birmingham, 1-0 in Cleveland, 1-0 in College Park, 1-0 in East Rutherford, N.J., 1-0 in Memphis, 1-0 in Raleigh, 0-1 in Chicago, 0-1 in Newark, 0-2 in Las Vegas,); Dean Smith vs. Kentucky— 13-3; Matt Doherty vs. Kentucky— 0-3; Roy Williams vs. Kentucky— 9-7; Hubert Davis vs. Kentucky— 0-1; UNC Largest Win— 19 (77-58, 2008-09); UNC Largest Loss— 39 (44-83, 1949-50; UNC Most Points— 121 (121-110, 1989-90)

UNC Bests vs. Kentucky

Points: 34 by Justin Jackson, 12/17/16 in Las Vegas
3FG: 4 by Rick Fox, 12/27/89 in Louisville, Ky.; by Rashad McCants, 12/4/04; by Reyshawn Terry, 12/2/06; by Will Graves, 12/5/09; by Harrison Barnes, 12/3/11; by Marcus Paige, 12/13/14; by Justin Jackson, 12/17/16 in Las Vegas
Rebounds: 20 by Billy Cunningham, 12/9/63
Assists: 13 by King Rice, 12/27/89 in Louisville, Ky.
Blocked Shots: 5 by Tyler Zeller, 12/4/10
Steals: 6 by John Kuester, 12/8/75 in Charlotte

Most Kentucky Points vs. UNC: 47 by Malik Monk, 12/17/16 in Las Vegas



LASALLE (UNC 2-1)

Date	W-L	NC	LU	Site	Rank	Coach
1-11-47	L	62	65	away, Convention Hall	—	TS
1-3-87	W	79	72	away, Palestra	4/-	DES
1-9-88	W	96	82	home, Smith Center	4/-	DES

LEHIGH (UNC 1-0)

Date	W-L	NC	LU	Site	Rank	Coach
1-2-41	W	62	58	home, Woollen Gym	—	BL

LENOIR-RHYNE (UNC 1-1)

Date	W-L	NC	LRC	Site	Rank	Coach
12-2-48	W	68	51	home, Woollen Gym	—	TS
12-7-49	L (3 ot)	78	79	away, Hickory Community Center	—	TS

LIBERTY (UNC 1-0)

Date	W-L	NC	LC	Site	Rank	Coach
3-18-94	W	71	51	Landover, Capital Centre, NCAAE	1/-	DES

LIPSCOMB (UNC 2-0)

Date	W-L	NC	LI	Site	Rank	Coach
11-12-2010	W	80	66	home, Smith Center	8/-	RW
3-16-18	W	84	66	Charlotte, Spectrum Center, NCAAw	10/-	RW

LONG BEACH STATE (UNC 4-0)

Date	W-L	NC	LB	Site	Rank	Coach
12-11-2010	W	96	91	home, Smith Center	—	RW
12-10-2011	W	84	78	home, Smith Center	4/-	RW
11-16-2012	W	78	63	away, Walter Pyramid	11/-	RW
11-15-2016	W	93	67	home, Smith Center	5/-	RW

LONG ISLAND (UNC 1-0)

Date	W-L	NC	LIU	Site	Rank	Coach
3-18-11	W	102	87	Charlotte Coliseum, NCAAE	7/-	RW

LSU (UNC 10-2)

Date	W-L	NC	LSU	Site	Rank	Coach
2-27-25	W	35	21	Atlanta, Municipal Auditorium, SoCon	—	MM
2-24-28	L	38	44	Atlanta, Municipal Auditorium, SoCon	—	JA
1-3-55	L	77	84	away, Parker Coliseum	—	FM
1-3-56	W	95	69	home, Woollen Gym	4/-	FM
12-5-60	W	77	61	home, Woollen Gym	—	FM
12-14-63	W	76	71	away, Parker Coliseum	—	DES
12-4-82	W	47	43	Meadowlands	15/-	DES
1-29-84	W	90	79	home, Carmichael	1/10	DES
2-10-85	W	75	70	away, LSU Assembly Center	15/-	DES
1-22-94	W	88	65	New Orleans Superdome	4/-	DES
12-18-96	W	67	48	Greensboro Coliseum	12/-	DES
3-21-09	W	84	70	Greensboro Coliseum, NCAAs	2/21	RW

LOUISVILLE (UNC 19-7)

Year	W-L	NC	UL	Site	Rank	Coach
1-23-29	L	19	27	away, Knights of Columbus Gym	—	JA
3-25-72	W	105	91	LA Sports Arena, Final Four	2/4	DES
12-30-72	W	89	86	Honolulu, Blaisdell, Rainbow Classic	11/-	DES
2-27-77	W	96	89	Charlotte Coliseum	9/10	DES
12-29-80	W	86	64	LA Sports Arena, Winston Tire Classic	6/-	DES
3-20-86	L	79	94	Houston, Summit, NCAAw	8/7	DES
3-23-97	W	97	74	Syracuse, Carrier Dome, NCAAE	4/25	DES
12-3-97	W	81	72	Chicago, United Center, Great 8	3/-	BG
12-17-98	W	77	72	home, Smith Center	7/-	BG
12-23-99	L	80	97	away, Freedom Hall	6/-	BG
3-29-08	W	83	73	Charlotte Coliseum, NCAAE	1/13	RW
11-24-13	W	93	84	Uncasville, Conn., Mohegan Sun Hall of Fame Tipoff	24/3	RW
1-10-15	W	72	71	home, Smith Center	18/5	RW
1-31-15	L (ot)	68	78	away, KFC Yum! Center	13/10	RW
3-12-15	W	70	60	Greensboro Coliseum, ACC	19/14	RW
2-1-16	L	65	71	away, KFC Yum! Center	2/19	RW
2-22-17	W	74	63	home, Smith Center	8/6	RW
2-17-18	W	93	76	away, KFC Yum! Center	14/-	RW
1-12-19	L	62	83	home, Smith Center	12/-	RW
2-2-19	W	79	69	away, KFC Yum! Center	9/15	RW
3-14-19	W	83	70	Charlotte, Spectrum Center, ACC	3/-	RW
2-22-20	L	55	72	away, KFC Yum! Center	-11	RW
2-20-21	W	99	54	home, Smith Center	—	RW
2-1-22	W (ot)	90	83	away, KFC Yum! Center	—	HD
2-21-22	W	70	63	home, Smith Center	—	HD
1-14-23	W	80	59	away, KFC Yum! Center	—	HD

(individual series highs on pages 167, 169 and 172)

UNC at home– 5-1, all at Smith Center; **UNC on the road**– 4-5 (4-3 KFC Yum! Center, 0-1 at Freedom Hall, 0-1 at Knights of Columbus Gym); **UNC at neutral sites**– 10-1 (3-0 in Charlotte, 2-0 in Los Angeles, 1-0 in Chicago, 1-0 in Greensboro, 1-0 in Honolulu, 1-0 in Syracuse, 1-0 in Uncasville, Conn., 0-1 in Houston); **Dean Smith vs. Louisville**– 5-1; **Roy Williams vs. Louisville**– 9-4; **Hubert Davis vs. Louisville**– 3-0; **UNC Largest Win**– 45

(99-54, 2020-21); **UNC Largest Loss**– 21 (62-83, 2018-19); **UNC Most Points**– 105 (105-91, 1971-72)

LOYOLA, CHICAGO (UNC 2-1)

Date	W-L	NC	LU	Site	Rank	Coach
2-12-30	L	25	26	home, Indoor Athletic Court	—	JA
2-14-59	W	76	57	away, Chicago Stadium	2/-	FM
12-12-04	W	109	60	home, Smith Center	8/-	RW

LOYOLA, MARYLAND (UNC 2-0)

Date	W-L	NC	LC	Site	Rank	Coach
12-31-47	W	64	47	away, Baltimore Coliseum	—	TS
11-9-21	W	83	67	home, Smith Center	19/-	HD

LOYOLA MARYMOUNT (UNC 1-0)

Date	W-L	NC	LMU	Site	Rank	Coach
3-19-88	W	123	97	Salt Lake City, Huntsman, NCAAw	7/15	DES

MANHATTAN (UNC 1-1)

Date	W-L	NC	MC	Site	Rank	Coach
3-14-70	L	90	95	New York, MSG, NIT	—	DES
12-27-85	W	129	45	Miami, Knight Ctr, Orange Bowl Classic	1/-	DES

MARQUETTE (UNC 5-2)

Date	W-L	NC	MU	Site	Rank	Coach
3-28-77	L	59	67	Atlanta, Omni, Final Four	5/7	DES
2-19-86	W	66	64	away, Mecca Arena	1/-	DES
2-15-87	W	83	74	home, Smith Center	3/-	DES
1-13-01	W	84	54	home, Smith Center	9/-	MD
3-25-11	W	81	63	Newark, Prudential Center, NCAAE	7/-	RW
2-24-21	L	70	83	home, Smith Center	—	RW
3-17-22	W	95	63	Fort Worth, Dickies Arena, NCAAE	—	HD

MARSHALL (UNC 3-0)

Date	W-L	NC	MU	Site	Rank	Coach
12-1-76	W	90	70	home, Carmichael	9/-	DES
1-2-94	W	116	62	home, Smith Center	2/-	DES
12-22-09	W	98	61	home, Smith Center	10/-	RW

MARYLAND (UNC 123-57)

Date	W-L	NC	UM	Site	Rank	Coach
2-5-24	W	26	20	away, The Gymnasium	—	NS
1-31-25	W	21	16	away, The Gymnasium	—	MM
2-9-26	L	22	23	away, The Gymnasium	—	HS
2-7-27	L	23	28	away, The Gymnasium	—	JA
2-8-27	W	32	23	away, The Gymnasium	—	JA
2-19-27	L	19	23	home, Indoor Athletic Court	—	JA
2-8-29	W	28	22	away, The Gymnasium	—	JA
2-8-30	L	26	34	away, The Gymnasium	—	JA
2-19-30	L	22	29	home, Indoor Athletic Court	—	JA
2-10-31	L (ot)	31	33	away, The Gymnasium	—	JA
2-28-31	L	17	19	Atlanta, Municipal Auditorium, SoCon	—	JA
2-6-32	L	25	26	away, Ritchie Coliseum	—	GS
2-19-32	W	32	26	home, Indoor Athletic Court	—	GS
2-3-33	L	29	42	away, Ritchie Coliseum	—	GS
1-30-34	W	28	24	away, Ritchie Coliseum	—	GS
1-18-35	W	39	31	away, Ritchie Coliseum	—	GS
1-25-36	W	44	32	away, Ritchie Coliseum	—	WS
1-29-37	W	41	24	home, Indoor Athletic Court	—	WS
2-6-37	W	44	35	away, Ritchie Coliseum	—	WS
1-28-38	W	43	24	home, Indoor Athletic Court	—	WS
1-20-39	L (ot)	32	34	away, Ritchie Coliseum	—	WS
2-3-39	L	41	66	home, Woollen Gym	—	WS
1-24-41	W	55	36	away, Ritchie Coliseum	—	BL
2-3-41	W	44	29	home, Woollen Gym	—	BL
2-20-42	W	34	30	away, Ritchie Coliseum	—	BL
1-1-43	L	40	47	away, Ritchie Coliseum	—	BL
2-16-43	L	31	40	home, Woollen Gym	—	BL
1-5-45	W	53	28	home, Woollen Gym	—	BC
1-7-46	W	64	28	home, Woollen Gym	—	BC
2-8-46	W	33	31	away, Ritchie Coliseum	—	BC
2-28-46	W	54	27	Raleigh, Mem. Auditorium, SoCon	—	BC
1-4-47	W	58	42	home, Woollen Gym	—	TS
1-24-47	L	57	61	away, Ritchie Coliseum	—	TS
1-3-48	W	70	46	home, Woollen Gym	—	TS
2-13-48	W	51	47	away, Ritchie Coliseum	—	TS
1-3-49	W	55	47	home, Woollen Gym	—	TS
2-11-49	W	66	52	away, Ritchie Coliseum	—	TS
3-3-49	W	79	61	Durham, Duke Indoor Stadium, SoCon	—	TS
1-2-50	W	55	53	home, Woollen Gym	—	TS
2-3-50	W	69	56	away, Ritchie Coliseum	—	TS
1-2-51	L	59	67	home, Woollen Gym	—	TS
1-20-51	L	55	56	away, Ritchie Coliseum	—	TS
1-3-52	W	51	47	home, Woollen Gym	—	TS
1-18-52	L	51	71	away, Ritchie Coliseum	—	TS
1-3-53	W	59	49	home, Woollen Gym	—	FM

1-17-53	L	66	68	away, Ritchie Coliseum	—	FM
12-18-54	L	60	70	home, Woollen Gym	—	FM
2-12-55	L	61	63	away, Ritchie Coliseum	-/11	FM
12-17-55	W	68	62	away, Cole Field House	16/-	FM
1-16-56	W	64	55	home, Woollen Gym	9/-	FM
12-17-56	W	70	61	home, Woollen Gym	6/-	FM
2-5-57	W (2ot)	65	61	away, Cole Field House	1/-	FM
1-11-58	L	61	74	away, Cole Field House	3/11	FM
2-22-58	W	66	59	home, Woollen Gym	16/14	FM
3-8-58	L	74	86	Raleigh, Reynolds, ACC	13/17	FM
2-4-59	W	64	57	home, Woollen Gym	2/-	FM
2-21-59	L	51	69	away, Cole Field House	1/-	FM
2-3-60	W	75	66	away, Cole Field House	17/-	FM
2-23-60	W	81	64	home, Woollen Gym	—	FM
12-29-60	W	81	57	Raleigh, Reynolds, Dixie Classic	11/-	FM
1-16-61	W	58	52	away, Cole Field House	7/-	FM
2-2-61	W	63	56	home, Woollen Gym	5/-	FM
2-6-62	L	62	79	away, Cole Field House	—	DES
2-19-62	W	70	67	home, Woollen Gym	—	DES
1-14-63	W	78	56	away, Cole Field House	10/-	DES
2-7-63	W	82	68	home, Woollen Gym	—	DES
1-13-64	W	97	88	home, Woollen Gym	—	DES
2-18-64	L	64	74	away, Cole Field House	—	DES
1-4-65	L	68	76	away, Cole Field House	—	DES
1-30-65	L	80	91	home, Woollen Gym	—	DES
1-3-66	W	67	52	home, Carmichael	—	DES
2-5-66	L	66	76	away, Cole Field House	—	DES
3-3-66	W	77	70	Raleigh, Reynolds, ACC	—	DES
2-4-67	W	85	77	home, Carmichael	2/-	DES
2-22-67	W	79	78	away, Cole Field House	5/-	DES
2-3-68	W	73	67	away, Cole Field House	3/-	DES
2-21-68	W	83	60	home, Carmichael	3/-	DES
2-1-69	W	107	87	home, Carmichael	2/-	DES
2-19-69	W	88	86	away, Cole Field House	3/-	DES
1-31-70	W	77	69	away, Cole Field House	9/-	DES
2-18-70	W	90	83	home, Carmichael	13/-	DES
1-30-71	W	105	79	home, Carmichael	20/-	DES
2-17-71	W	100	76	away, Cole Field House	8/-	DES
1-29-72	W	92	72	home, Carmichael	3/18	DES
2-16-72	L (ot)	77	79	away, Cole Field House	3/19	DES
3-11-72	W	73	64	Greensboro Coliseum, ACC	3/13	DES
1-27-73	L	88	94	away, Cole Field House	3/4	DES
2-14-73	W	95	85	home, Carmichael	6/10	DES
1-26-74	W	82	73	home, Carmichael	4/5	DES
2-13-74	L	80	91	away, Cole Field House	4/6	DES
3-8-74	L	85	105	Greensboro Coliseum, ACC	6/4	DES
1-25-75	W	69	66	away, Cole Field House	14/2	DES
2-15-75	L	74	96	home, Carmichael	11/3	DES
1-25-76	W (ot)	95	93	home, Carmichael	5/2	DES
2-11-76	W	81	69	away, Cole Field House	3/4	DES
1-22-77	W	71	68	away, Cole Field House	4/13	DES
2-9-77	W	97	70	home, Carmichael	14/-	DES
1-21-78	W	85	71	home, Carmichael	5/-	DES
2-8-78	W	66	64	away, Cole Field House	7/-	DES
1-20-79	W	54	53	away, Cole Field House	2/19	DES
2-7-79	W	76	67	home, Carmichael	6/-	DES
3-2-79	W	102	79	Greensboro Coliseum, ACC	7/-	DES
1-20-80	L	86	92	home, Carmichael	9/-	DES
2-7-80	L	69	70	away, Cole Field House	11/7	DES
1-7-81	W	75	66	home, Carmichael	16/8	DES
2-15-81	W	76	63	away, Cole Field House	10/19	DES
3-7-81	W	61	60	Landover, Capital Centre, ACC	12/20	DES
1-6-82	W	66	50	away, Cole Field House	1/-	DES
2-11-82	W	59	56	home, Carmichael	2/-	DES
1-12-83	W	72	71	home, Carmichael	11/-	DES
2-16-83	L	94	106	away, Cole Field House	3/-	DES
1-12-84	W	74	62	away, Cole Field House	1/5	DES
2-19-84	W	78	63	home, Carmichael	1/-	DES
1-9-85	W	75	74	home, Carmichael	5/-	DES
2-13-85	W	60	54	away, Cole Field House	13/20	DES
1-14-86	W	71	67	away, Cole Field House	1/-	DES
2-20-86	L (ot)	72	77	home, Smith Center	1/-	DES
3-7-86	L	75	85	Greensboro Coliseum, ACC	4/-	DES
1-8-87	W	98	65	home, Smith Center	3/-	DES
2-14-87	W	93	86	away, Cole Field House	3/-	DES
3-6-87	W	82	63	Landover, Capital Centre, ACC	2/-	DES
1-14-88	W	71	65	away, Cole Field House	2/-	DES
2-20-88	W	74	73	home, Smith Center	5/-	DES
3-12-88	W	74	64	Greensboro Coliseum, ACC	9/-	DES
1-11-89	W	88	72	home, Smith Center	8/-	DES
2-19-89	W	86	75	away, Cole Field House	8/-	DES
3-11-89	W	88	58	Atlanta, Omni, ACC	9/-	DES
1-10-90	L	88	98	away, Cole Field House	—	DES
2-17-90	L	76	80	home, Smith Center	—	DES
1-9-91	W	105	73	home, Smith Center	5/-	DES
2-16-91	W	87	75	away, Cole Field House	8/-	DES

1-13-92	W	96	76	home, Smith Center	8/-	DES
3-1-92	L	80	82	away, Cole Field House	10/-	DES
1-9-93	W	101	73	home, Smith Center	6/-	DES
2-9-93	W	77	63	away, Cole Field House	6/-	DES
3-12-93	W	102	66	Charlotte Coliseum, ACC	1/-	DES
1-8-94	W	75	70	away, Cole Field House	2/-	DES
2-10-94	W	95	89	home, Smith Center	1/-	DES
1-7-95	W	100	90	home, Smith Center	1/7	DES
2-7-95	L	73	86	away, Cole Field House	1/8	DES
3-11-95	W (ot)	97	92	Greensboro Coliseum, ACC	4/10	DES
1-6-96	W (ot)	88	86	away, Cole Field House	16/-	DES
2-6-96	L	78	84	home, Smith Center	12/-	DES
1-8-97	L	75	85	home, Smith Center	13/19	DES
2-22-97	W	93	81	away, Cole Field House	12/14	DES
1-14-98	L (ot)	83	89	away, Cole Field House	1/-	BG
2-14-98	W	85	67	home, Smith Center	1/24	BG
3-7-98	W (ot)	83	73	Greensboro Coliseum, ACC	4/20	BG
1-13-99	L	76	89	home, Smith Center	9/5	BG
2-13-99	L	64	81	away, Cole Field House	12/7	BG
3-6-99	W	86	79	Charlotte Coliseum, ACC	15/5	BG
1-27-00	W	75	63	home, Smith Center	-/22	BG
2-26-00	L	73	81	away, Cole Field House	-/19	BG
1-10-01	W	86	83	away, Cole Field House	9/6	MD
2-10-01	W	96	82	home, Smith Center	1/13	MD
1-9-02	L	79	112	away, Cole Field House	-/4	MD
2-10-02	L	77	92	home, Smith Center	-/3	MD
1-22-03	L	66	81	home, Smith Center	-/12	MD
2-22-03	L	56	96	away, Comcast Center	-/13	MD
3-14-03	W	84	72	Greensboro Coliseum, ACC	-/14	MD
1-14-04	L	84	90	away, Comcast Center	9/-	RW
2-15-04	W	97	86	home, Smith Center	14/-	RW
1-8-05	W	109	75	home, Smith Center	3/22	RW
2-27-05	W	85	83	away, Comcast Center	2/-	RW
2-2-06	W	77	62	away, Comcast Center	—	RW
2-26-06	W	81	57	home, Smith Center	21/-	RW
2-25-07	L	87	89	away, Comcast Center	5/-	RW
1-19-08	L	80	82	home, Smith Center	1/-	RW
2-3-09	W	108	91	home, Smith Center	3/-	RW
2-21-09	L (ot)	85	88	away, Comcast Center	3/-	RW
2-7-10	L	71	92	away, Comcast Center	—	RW
2-27-11	W	87	76	home, Smith Center	19/-	RW
2-4-12	W	83	74	away, Comcast Center	5/-	RW
2-29-12	W	88	64	home, Smith Center	6/-	RW
3-9-12	W	85	69	Atlanta, Philips Arena, ACC	4/-	RW
1-19-13	W	62	52	home, Smith Center	—	RW
3-6-13	W	79	68	away, Comcast Center	—	RW
3-16-13	W	79	76	Greensboro Coliseum, ACC	—	RW
2-4-14	W	75	63	home, Smith Center	—	RW
12-1-15	W	89	81	home, Smith Center, ACC/Big10	9/2	RW

UNC vs. Maryland at home– 59-17 (20-8 at Smith Center); **UNC on the road**– 47-36 (4-5 at Comcast Center, 29-18 at Cole Field House); **UNC at neutral sites**– 17-4; **Dean Smith vs. Maryland**– 62-21; **Bill Guthridge vs. Maryland**– 4-4; **Matt Doherty vs. Maryland**– 3-4; **Roy Williams vs. Maryland**– 15-5; **UNC in Overtime**– 5-6; **UNC Largest Win**– 36 (64-28, 1945-46; 102-66, 1992-93); **UNC Largest Loss**– 40 (56-96, 2002-03); **UNC Most Points**– 109 (2004-05)

UNC Bests vs. Maryland

Points: 40 by Billy Cunningham, 1/13/64

3FG: 7 by Wayne Ellington, 2/3/09

Rebounds: 30 by Rusty Clark, 2/21/68 (UNC record)

Assists: 16 by Kendall Marshall, 2/4/12

Blocked Shots: 7 by John Henson, 2/27/11

Steals: 7 by Derrick Phelps, 2/10/94

Maryland Points vs. UNC: 38 by Jim O'Brien, 1/27/73

Maryland Rebounds: 21 by Len Elmore, 2/13/74

Maryland Assists: 14 by Steve Blake, 1/9/02

MARYVILLE (UNC 1-0)

Date	W-L	NC	MC	Site	Rank	Coach
2-3-1916	W	39	24	home, Bynum Gym	—	CD

MASSACHUSETTS (UNC 4-1)

Date	W-L	NC	UM	Site	Rank	Coach
3-20-71	W	90	49	New York, MSG, NIT	13/-	DES
3-20-73	W	73	63	New York, MSG, NIT	11/-	DES
11-24-93	L (ot)	86	91	New York, MSG, preNIT	1/18	DES
12-20-96	W	83	69	Meadowlands, Jimmy V Classic	12/-	DES
12-29-00	W	91	60	Charlotte Coliseum, Food Lion Classic	14/-	MD

MCNEESE STATE (UNC 1-0)

Date	W-L	NC	McN	Site	Rank	Coach
12-22-2012	W	97	63	home, Smith Center	—	RW

MERCER (UNC 7-0)

Date	W-L	NC	MU	Site	Rank	Coach
3-1-22	W	40	26	Atlanta, Municipal Auditorium, SoCon	—	none
1-23-23	W	33	22	home, Bynum Gym	—	none
1-8-24	W	34	23	home, Indoor Athletic Court	—	NS
12-3-69	W	100	52	home, Carmichael	7/-	DES
1-30-78	W	73	70	home, Carmichael	3/-	DES
1-7-80	W	81	63	away, Macon Coliseum	6/-	DES
12-2-80	W	89	74	home, Carmichael	13/-	DES

MIAMI (UNC 26-10)

Date	W-L	NC	UM	Site	Rank	Coach
1-13-50	W	55	53	away, Coral Gables Coliseum	—	TS
1-14-50	W	65	51	away, Coral Gables Coliseum	—	TS
12-6-86	W	122	77	home, Smith Center	1/-	DES
2-5-90	W	87	74	home, Smith Center	25/-	DES
12-18-99	W	78	68	Sunrise, Fla., Nat'l Car Rental Ctr, Orange Bowl Classic	7/-	BG
12-4-00	W	67	45	home, Smith Center	14/-	MD
1-4-03	L (ot)	61	64	away, Convocation Center	—	MD
1-7-04	W	89	64	home, Smith Center	12/-	RW
1-22-05	W	87	67	home, Smith Center	6/-	RW
1-14-06	L	70	81	home, Smith Center	20/-	RW
2-12-06	W	80	70	away, BankUnited Center	23/-	RW
1-31-07	W	105	64	home, Smith Center	3/-	RW
1-23-08	W	98	82	away, BankUnited Center	5/-	RW
1-17-09	W	82	65	home, Smith Center	5/-	RW
2-15-09	W	69	65	away, BankUnited Center	3/-	RW
3-2-10	W	69	62	home, Smith Center	—	RW
1-26-11	W	74	71	away, BankUnited Center	—	RW
3-11-11	W	61	59	Greensboro Coliseum, ACC	6/-	RW
1-10-12	W	73	56	home, Smith Center	3/-	RW
2-15-12	W	73	64	away, BankUnited Center	8/-	RW
1-10-13	L	59	68	home, Smith Center	—	RW
2-9-13	L	61	87	away, BankUnited Center	-8	RW
3-17-13	L	77	87	Greensboro Coliseum, ACC	-9	RW
1-8-14	L	57	63	home, Smith Center	—	RW
2-28-15	W	73	64	away, BankUnited Center	15/-	RW
2-20-16	W	96	71	home, Smith Center	5/11	RW
1-28-17	L	62	77	away, Watsco Center	9/-	RW
3-9-17	W	78	53	Barclays Center, Brooklyn, ACC	6/-	RW
2-27-18	L	88	91	home, Smith Center	9/-	RW
3-8-18	W	82	65	Barclays Center, Brooklyn, ACC	12/24	RW
1-19-19	W	85	76	away, Watsco Center	13/-	RW
2-9-19	W (ot)	88	85	home, Smith Center	8/-	RW
1-25-20	W	94	71	home, Smith Center	—	RW
1-5-21	W	67	65	away, Watsco Center	—	RW
1-18-22	L	57	85	away, Watsco Center	—	HD
2-13-23	L	72	80	home, Smith Center	-15	HD

(individual series highs on pages 167, 169 and 172)

UNC at home (all at Smith Center)– 12-5; **UNC on the road**– 10-4; **UNC at Watsco Center/BankUnited/Convocation Center**– 8-4; **UNC at neutral sites**– 4-1; **Roy Williams vs. Miami**– 20-7; **Hubert Davis vs. Miami**– 0-2; **UNC in Overtime**– 1-1; **UNC Largest Win**– 55 (122-77, 1986-87); **UNC Largest Loss**– 28 (57-85, 2021-22); **UNC Most Points**– 122 (1986-87)

MIAMI, OHIO (UNC 3-1)

Date	W-L	NC	MU	Site	Rank	Coach
2-21-73	L	92	102	home, Carmichael	6/-	DES
2-20-74	W	83	69	home, Carmichael	6/-	DES
2-18-76	W	77	75	away, Millett Hall	3/-	DES
3-19-92	W	68	63	Cincinnati, Riverfront, NCAAse	18/-	DES

MICHIGAN (UNC 6-4)

Date	W-L	NC	UM	Site	Rank	Coach
3-14-87	W	109	97	Charlotte Coliseum, NCAAe	2/-	DES
3-25-88	W	78	69	Seattle Kingdome, NCAAw	7/10	DES
3-23-89	L	87	92	Lexington, Ky, Rupp Arena, NCAAse	5/10	DES
12-29-92	L	78	79	Honolulu, Blaisdell, Rainbow Classic	5/6	DES
4-5-93	W	77	71	New Orleans Superdome, NCAA FF	4/3	DES
11-29-17	W	86	71	home, Smith Center, ACC/Big 10	13/-	RW
11-28-18	L	67	84	away, Crisler Center, ACC/Big 10	11/7	RW
11-28-19	L	64	73	Battle 4 Atlantis, Bahamas	6/-	RW
12-1-21	W	72	51	home, Smith Center, ACC/Big 10	-24	HD
12-21-22	W	80	76	Charlotte, Jumpman Invitational	—	HD

UNC Bests vs. Michigan

Points: 27 by J.R. Reid, 3/14/87 in Charlotte^; by Luke Maye, 11/29/17
3FG: 5 by Kenny Smith, 3/14/87 in Charlotte^; by Jeff Lebo, 3/23/89 in Lexington, Ky.^; by Donald Williams, 4/5/93 in New Orleans^
Rebounds: 16 by George Lynch, 12/29/92 in Honolulu
Assists: 10 by Steve Bucknall, 3/23/89 in Lexington, Ky.^
Blocked Shots: 2 by Scott Williams, 3/25/88 in Seattle^; by Eric Montross, 12/29/92 in Honolulu; by George Lynch, 4/5/93 in New Orleans^; by Joel Berry II, 11/29/17; by Armando Bacot, 12/1/21
Steals: 6 by Derrick Phelps, 12/29/92 in Honolulu



Most Michigan Points vs. UNC: 34 by Glen Rice, 3/23/89 in Lexington, Ky.^

MICHIGAN STATE (UNC 12-4)

Date	W-L	NC	MSU	Site	Rank	Coach
3-22-57	W (3ot)	74	70	Kansas City, Mun. Aud., NCAA FF	1/11	FM
12-30-58	L	58	75	Raleigh, Reynolds, Dixie Classic	3/7	FM
12-6-76	W	81	58	away, Jenison Field House	9/-	DES
12-16-78	W	70	69	home, Carmichael	13/3	DES
11-21-95	W	92	70	Maui Invitational, Lahaina CC	20/-	DES
3-19-98	W	73	58	Greensboro Coliseum, NCAAe	1/16	BG
12-1-99	L	76	86	home, Smith Center, ACC/Big 10	2/8	BG
1-29-00	L	64	77	away, Breslin Center, ACC/Big 10	6/3	MD
4-2-05	W	87	71	St Louis, EJ Dome, NCAA FF	2/15	RW
3-17-07	W	81	67	Winston-Salem, LJVM, NCAAe	4/-	RW
12-3-08	W	98	63	Detroit, Ford Field, ACC/Big 10	1/13	RW
4-6-09	W	89	72	Detroit, Ford Field, Final Four	2/8	RW
12-1-09	W	89	82	home, Smith Center, ACC/Big 10	10/9	RW
11-11-11	W	67	55	USS Carl Vinson, San Diego	1/-	RW
12-4-13	W	79	65	away, Breslin Center, ACC/Big 10	-1	RW
11-26-17	L	45	63	Portland, Moda Center, PK80	9/4	RW

UNC at home– 1-2; **UNC at Smith Center**– 1-1; **UNC in Lansing**– 2-1; **UNC at neutral sites**– 8-2; **UNC Largest Win**– 35 (98-63, 2008-09); **UNC Largest Loss**– 18 (45-63, 2017-18)

UNC Bests vs. Michigan State

Points: 33 by Tyler Hansbrough, 3/17/07 in Winston-Salem^
3FG: 4 by Dante Calabria, 11/21/95 in Maui
Rebounds: 17 by Pete Brennan, 3/22/57 in Kansas City, Mo.^
Assists: 11 by Ed Cota, 12/1999
Blocked Shots: 9 by John Henson, 11/11/11 on USS Carl Vinson, San Diego
Steals: 8 by Ty Lawson, 4/6/09 in Detroit^

Most Michigan State Points vs. UNC: 31 by Morris Peterson, 12/1/99

MIDDLE TENNESSEE STATE (UNC 4-0)

Date	W-L	NC	MTSU	Site	Rank	Coach
3-14-85	W	76	57	South Bend, A&CC, NCAAse	7/-	DES
2-1-97	W	99	49	home, Smith Center	19/-	DES
11-14-97	W	84	56	home, Smith Center	4/-	BG
11-30-98	W	75	54	away, Murphy Center	3/-	BG

MILLIGAN (UNC 0-1)

Date	W-L	NC	MC	Site	Rank	Coach
12-11-43	L	35	42	home, Woollen Gym	—	BL

MINNESOTA (UNC 3-2)

Date	W-L	NC	UM	Site	Rank	Coach
12-20-57	W	73	67	Lexington, Ky., Memorial Coliseum	1/10	FM
12-28-59	W	72	65	Raleigh, Reynolds, Dixie Classic	—	FM
12-30-80	L	60	76	LA Sports Arena, Winston Tire Classic	6/-	DES
11-26-93	W	90	76	New York, MSG, preNIT	1/9	DES
11-19-10	L	67	72	San Juan, Puerto Rico Tip-Off	8/-	RW

MISSISSIPPI (UNC 1-1)

Date	W-L	NC	UM	Site	Rank	Coach
2-28-23	L	32	34	Atlanta, Municipal Auditorium, SoCon	—	none
3-1-26	W	38	23	Atlanta, Municipal Auditorium, SoCon	—	NS

MISSISSIPPI COLLEGE (UNC 1-0)

Date	W-L	NC	MC	Site	Rank	Coach
2-27-23	W	28	21	Atlanta, Municipal Auditorium, SoCon	—	none

MISSISSIPPI STATE (UNC 6-0)

Date	W-L	NC	MSU	Site	Rank	Coach
3-3-24	W	33	23	Atlanta, Municipal Auditorium, SoCon	—	NS
3-2-26	W	38	23	Atlanta, Municipal Auditorium, SoCon	—	HS
3-1-29	W	43	18	Atlanta, Municipal Auditorium, SoCon	—	JA
12-18-64	W	84	80	Blacksburg, Cassell, Va. Tech Inv.	—	DES
3-20-10	W	76	74	away, Humphrey Coliseum, NIT	—	RW
11-19-12	W	95	49	Maui Invitational, Lahaina CC	9/-	RW

MISSISSIPPI VALLEY STATE (UNC 1-0)

Date	W-L	NC	MVS	Site	Rank	Coach
11-20-2011	W	101	75	home, Smith Center	1/-	RW

MISSOURI (UNC 5-4)

Date	W-L	NC	UM	Site	Rank	Coach
11-27-82	L	60	64	St. Louis, Checker Dome	3/15	DES
12-30-82	W	73	58	Honolulu, Blaisdell, Rainbow Classic	-/12	DES
11-26-83	W	64	57	Greensboro Coliseum	1/-	DES
12-30-84	L	76	81	Honolulu, Hawaii Pacific Invit., Bloch Arena	7/-	DES
11-29-85	W	84	63	Anchorage, Sullivan Arena Great Alaska Shootout	1/-	DES
11-23-88	L	81	91	New York, MSG, preNIT	5/13	DES
12-3-88	W	76	60	Charlotte Coliseum, Diet Pepsi	10/8	DES
11-26-89	L	73	80	Maui Invitational, Lahaina CC	7/11	DES
3-17-00	W	84	70	Birmingham, Jefferson CC, NCAAs	—	BG

UNC Bests vs. Missouri

Points: 28 by Brendan Haywood, 3/17/2000 in Birmingham, Ala.[^]
Rebounds: 15 by Brendan Haywood, 3/17/2000 in Birmingham, Ala.[^]
Assists: 10 by Ed Cota, 3/17/2000 in Birmingham, Ala.[^]
Most MU Points: 24 by Jeff Strong, Dec. 30, 1984

MONMOUTH (UNC 1-0)

Date	W-L	NC	M	Site	Rank	Coach
1-1-2012	W	102	65	home, Smith Center	5/-	RW
12-28-2016	W	102	74	home, Smith Center	9/-	RW

MOUNT ST. MARY'S (UNC 1-0)

Date	W-L	NC	MSM	Site	Rank	Coach
3-21-08	W	113	74	Raleigh, RBC Center, NCAAE	1/-	RW

MURRAY STATE (UNC 2-0)

Date	W-L	NC	MSU	Site	Rank	Coach
3-17-95	W	80	70	Tallahassee, Leon Cty CC, NCAAE	4/-	DES
3-17-06	W	69	65	Dayton Arena, NCAAE	10/-	RW

NAVY (UNC 6-14)

Date	W-L	NC	USNA	Site	Rank	Coach
2-11-20	L	24	37	away, Dahlgren Hall	—	FB
2-9-21	L	24	50	away, Dahlgren Hall	—	FB
2-4-25	L	20	39	away, Dahlgren Hall	—	MM
2-6-26	L (ot)	30	31	away, Dahlgren Hall	—	HS
2-9-27	L	26	31	away, Dahlgren Hall	—	JA
2-22-30	W	43	33	away, Dahlgren Hall	—	GS
2-4-33	L	40	66	away, Dahlgren Hall	—	GS
1-31-34	L	24	26	away, Dahlgren Hall	—	GS
1-19-35	W	30	19	away, Dahlgren Hall	—	GS
2-8-36	W	39	25	home, Indoor Athletic Court	—	WS
1-21-39	L	38	46	away, Dahlgren Hall	—	WS
1-27-40	W	44	40	away, Dahlgren Hall	—	BL
1-25-41	L	34	42	away, Dahlgren Hall	—	BL
2-21-42	L (ot)	39	42	away, Dahlgren Hall	—	BL
2-9-46	W	51	49	away, Dahlgren Hall	—	BC
1-25-47	L	35	39	away, Dahlgren Hall	—	TS
12-28-50	L	49	60	Raleigh, Reynolds, Dixie Classic	—	TS
12-28-53	L	62	86	Raleigh, Reynolds, Dixie Classic	—	FM
3-10-59	L	63	76	New York, MSG, NCAAE	9/-	FM
3-12-98	W	88	52	Hartford Civic Center, NCAAE	1/-	BG

NEBRASKA (UNC 1-0)

Date	W-L	NC	UN	Site	Rank	Coach
1-6-73	W	79	62	Greensboro Coliseum	9/-	DES

NEVADA (UNC 5-0)

Date	W-L	NC	UN	Site	Rank	Coach
12-30-87	W	115	91	away, Lawlor Events Center	4/-	DES
2-21-89	W	109	86	home, Smith Center	8/-	DES
12-27-07	W	106	70	home, Smith Center	1/-	RW
12-31-09	W	84	61	away, Lawlor Events Center	1/-	RW
11-29-09	W	80	73	home, Smith Center	11/-	RW

UNLV (UNC 5-1)

Date	W-L	NC	UNLV	Site	Rank	Coach
3-26-77	W	84	83	Atlanta, Omni, Final Four	5/4	DES
12-1-85	W	65	60	Anchorage, Sullivan Arena Great Alaska Shootout	1/16	DES
12-4-99	W	102	78	Charlotte Coliseum, Food Lion Classic	2/-	BG
11-26-11	L	80	90	Las Vegas Inv., Orleans Arena	1/-	RW
12-29-12	W	79	73	home, Smith Center	-/20	RW
11-30-20	W	78	51	Asheville, Civic Center, Camping World Maui Invitational	14/-	RW

UNC Bests vs. UNLV

Points: 31 by Mike O'Koren, 3/26/77 in Atlanta[^]
3FG: 3 by P.J. Hairston, 11/26/11 in Las Vegas, RJ Davis, 11/30/20 in Asheville
Rebounds: 10 by Leaky Black, 11/30/20 in Asheville
Assists: 17 by Ed Cota, 12/4/99 in Charlotte
Blocked Shots: 4 by Brendan Haywood, 12/4/99 in Charlotte
Steals: 4 by P.J. Hairston, 12/29/12

NEWBERRY (UNC 1-0)

Date	W-L	NC	NC	Site	Rank	Coach
2-25-22	W	32	27	Atlanta, Municipal Auditorium, SoCon	—	none

NEW MEXICO STATE (UNC 1-0)

Date	W-L	NC	NMSU	Site	Rank	Coach
3-15-75	W	93	69	Charlotte Coliseum, NCAAE	7/-	DES

NEW ORLEANS (UNC 1-0)

Date	W-L	NC	UNO	Site	Rank	Coach
3-15-96	W	83	62	Richmond Coliseum, NCAAE	25/-	DES

NEW YORK UNIVERSITY (UNC 7-10)

Date	W-L	NC	NYU	Site	Rank	Coach
1-15-36	L	33	55	away, Madison Square Garden	—	WS
1-15-37	L	30	37	away, Madison Square Garden	—	WS
2-5-38	W	57	39	home, Indoor Athletic Court	—	WS
1-18-41	L	49	53	home, Woollen Gym	—	BL
12-27-45	W	43	41	away, Madison Square Garden	—	BC
3-21-46	W	57	49	New York, MSG, NCAAE	—	BC
1-14-47	W	50	48	away, Madison Square Garden	—	TS
2-3-47	L	47	60	home, Woollen Gym	—	TS
1-15-48	L	34	63	away, Madison Square Garden	—	TS
1-6-49	L	48	72	away, Madison Square Garden	-/20	TS
1-4-51	L	60	66	away, Madison Square Garden	—	TS
2-7-53	L	78	82	home, Woollen Gym	—	FM
12-20-56	W	64	59	away, Madison Square Garden	3/-	FM
2-12-64	L	68	69	away, Madison Square Garden	—	DES
2-6-65	W	100	78	Greensboro	—	DES
2-9-66	L	78	83	away, Madison Square Garden	—	DES
12-17-66	W	95	58	Greensboro	6/-	DES

NIAGARA (UNC 1-0)

Date	W-L	NC	NU	Site	Rank	Coach
12-30-78	W	121	69	Rochester, War Mem., Kodak Classic	5/-	DES

NICHOLLS (UNC 2-0)

Date	W-L	NC	NI	Site	Rank	Coach
12-19-07	W	88	78	home, Smith Center	1/-	RW
12-19-11	W	99	49	home, Smith Center	5/-	RW

UNC ASHEVILLE (UNC 9-0)

Date	W-L	NC	A	Site	Rank	Coach
12-31-94	W	95	77	home, Smith Center	1/-	DES
12-28-95	W	66	49	away, Asheville Civic Center	11/-	DES
12-28-05	W	89	47	home, Smith Center	23/-	RW
12-16-06	W	93	62	home, Smith Center	3/-	RW
1-9-08	W	93	81	home, Smith Center	1/-	RW
11-30-08	W	116	48	home, Smith Center	1/-	RW
11-23-10	W	80	69	home, Smith Center	25/-	RW
11-13-11	W	91	75	away, Kimmel Arena	1/-	RW
11-23-21	W	72	53	home, Smith Center	—	HD

NORTH CAROLINA A&T (UNC 2-0)

Date	W-L	NC	A&T	Site	Rank	Coach
12-27-01	W	104	66	home, Smith Center	—	MD
2-18-03	W	93	57	home, Smith Center	—	MD

NORTH CAROLINA CENTRAL (UNC 3-0)

Date	W-L	NC	NCCU	Site	Rank	Coach
11-11-09	W	89	42	home, Smith Ctr., Coaches vs. Cancer	6/-	RW
11-14-14	W	76	60	home, Smith Center	6/-	RW
12-12-20	W	73	67	home, Smith Center	16/-	RW

UNC GREENSBORO (UNC 3-0)

Date	W-L	NC	UNCG	Site	Rank	Coach
12-7-13	W	81	50	home, Smith Center	—	RW
12-16-14	W	79	56	away, Greensboro Coliseum	24/-	RW
12-28-15	W	96	63	home, Smith Center	7/-	RW

NC STATE (UNC 164-80)

Date	W-L	NC	NCS	Site	Rank	Coach
2-22-13	L	18	26	away, Raleigh Auditorium	—	NC
3-15-19	L	29	39	away, Raleigh Auditorium	—	none
3-3-20	W	41	12	home, Bynum Gym	—	FB
3-6-20	L	21	32	away, Raleigh Auditorium	—	FB
2-19-21	W	62	10	home, Bynum Gym	—	FB
3-2-21	L	31	32	away, Raleigh Auditorium	—	FB
1-31-22	W	30	17	away, Raleigh Auditorium	—	none
2-6-22	W	49	19	home, Bynum Gym	—	none
2-19-23	W	39	9	home, Bynum Gym away,	—	none
2-21-23	W	45	26	Raleigh Auditorium	—	none
2-18-24	W	44	9	home, Indoor Athletic Court	—	NS
2-23-24	W	41	24	away, Raleigh Auditorium	—	NS
2-10-25	W	27	17	away, Thompson Gym	—	MM
2-19-25	W	29	10	home, Indoor Athletic Court	—	MM
2-2-26	W	31	21	home, Indoor Athletic Court	—	HS
2-18-26	L	8	17	away, Thompson Gym	—	HS
1-19-27	W	40	20	home, Indoor Athletic Court	—	JA
2-12-27	W	19	13	away, Thompson Gym	—	JA
2-1-28	W	31	21	away, Thompson Gym	—	JA
2-17-28	W	31	21	home, Indoor Athletic Court	—	JA
1-22-29	W	41	32	home, Indoor Athletic Court	—	JA
2-13-29	W	35	34	away, Thompson Gym	—	JA
1-28-30	W	27	25	away, Thompson Gym	—	JA
2-11-30	L	26	28	home, Indoor Athletic Court	—	JA
1-27-31	W	22	16	home, Indoor Athletic Court	—	JA
2-3-31	L	20	23	away, Thompson Gym	—	JA
1-26-32	L	18	19	away, Thompson Gym	—	JA
2-23-32	L	17	36	home, Indoor Athletic Court	—	JA
1-18-33	W	32	23	home, Indoor Athletic Court	—	GS
2-20-33	W	35	28	away, Thompson Gym	—	GS
1-24-34	L	30	34	away, Thompson Gym	—	GS
2-10-34	W	45	24	home, Indoor Athletic Court	—	GS
1-30-35	W	33	27	home, Indoor Athletic Court	—	GS
2-19-35	W	37	35	away, Thompson Gym	—	GS
3-1-35	W	30	28	Raleigh, Mem. Auditorium, SoCon	—	GS
1-18-36	W	37	35	home, Indoor Athletic Court	—	WS
2-27-36	W	31	29	away, Thompson Gym	—	WS
3-6-36	W	31	28	Raleigh, Mem. Auditorium, SoCon	—	WS
1-19-37	W	41	35	away, Thompson Gym	—	WS
2-1-37	W	34	31	home, Indoor Athletic Court	—	WS
1-25-38	W	39	31	home, Indoor Athletic Court	—	WS
2-22-38	W	41	32	away, Thompson Gym	—	WS
1-24-39	L	22	35	away, Thompson Gym	—	WS
2-17-39	W	40	25	home, Woollen Gym	—	WS
1-13-40	W	52	41	home, Woollen Gym	—	BL
2-16-40	W	60	36	away, Thompson Gym	—	BL
1-21-41	W	47	26	away, Thompson Gym	—	BL
2-12-41	W	60	30	home, Woollen Gym	—	BL
1-20-42	W	41	28	home, Woollen Gym	—	BL
2-12-42	L (ot)	30	32	away, Thompson Gym	—	BL
1-20-43	L	36	47	away, Thompson Gym	—	BL
2-9-43	W	45	38	home, Woollen Gym	—	BL
1-15-44	W	52	24	home, Woollen Gym	—	BL
1-26-44	W	42	27	away, Thompson Gym	—	BL
1-26-45	W	61	46	home, Woollen Gym	—	BC
2-12-45	W	43	35	away, Thompson Gym	—	BC
2-22-45	W	52	28	Raleigh, Mem. Auditorium, SoCon	—	BC
1-23-46	W	71	34	home, Woollen Gym	—	BC
2-11-46	W	55	44	away, Thompson Gym	—	BC
2-1-47	L (ot)	46	48	home, Woollen Gym	—	TS
3-8-47	L	48	50	Durham, Duke Indoor Stadium, SoCon	—	TS
2-3-48	L	42	81	away, Thompson Gym	—	TS
2-21-48	L	45	69	home, Woollen Gym	—	TS
3-5-48	L	50	55	Durham, Duke Indoor Stadium, SoCon	—	TS
1-22-49	L	36	67	away, Thompson Gym	—	TS
2-19-49	L	39	79	home, Woollen Gym	—	TS
3-4-49	L	40	43	Durham, Duke Indoor Stadium, SoCon	—	TS
1-21-50	L	57	61	home, Woollen Gym	—	TS
2-21-50	L	44	70	away, Reynolds Coliseum	—	TS
1-27-51	L	58	71	away, Reynolds Coliseum	—	TS
2-17-51	L	53	68	home, Woollen Gym	—	TS
12-28-51	L	51	58	Raleigh, Reynolds, Dixie Classic	—	TS
1-26-52	L (ot)	53	58	home, Woollen Gym	—	TS
2-23-52	L	52	71	away, Reynolds Coliseum	—	TS
1-24-53	W	70	69	away, Reynolds Coliseum	—	FM
2-21-53	L	66	87	home, Woollen Gym	—	FM
3-5-53	L	54	86	Raleigh, Reynolds, SoCon	—	FM
1-19-54	L	77	84	home, Woollen Gym	—	FM

2-24-54	L	48	57	away, Reynolds Coliseum	—	FM
3-4-54	L	51	52	Raleigh, Reynolds, ACC	-/18	FM
12-28-54	L	44	47	Raleigh, Reynolds, Dixie Classic	-/2	FM
1-18-55	W	84	80	away, Reynolds Coliseum	-/2	FM
2-22-55	L	75	79	home, Woollen Gym	-/6	FM
12-31-55	L	60	82	Raleigh, Reynolds, Dixie Classic	4/3	FM
1-18-56	W	73	69	home, Woollen Gym	9/3	FM
2-21-56	L	73	79	away, Reynolds Coliseum	10/6	FM
1-15-57	W	83	57	away, Reynolds Coliseum	6/-	FM
2-19-57	W	86	57	home, Woollen Gym	1/-	FM
12-28-57	W	39	30	Raleigh, Reynolds, Dixie Classic	4/13	FM
1-15-58	L	57	58	home, Woollen Gym	6/20	FM
2-18-58	W	81	69	away, Reynolds Coliseum	11/9	FM
3-7-58	W	64	58	Raleigh, Reynolds, ACC	13/14	FM
1-14-59	W (ot)	72	68	away, Reynolds Coliseum	3/1	FM
2-18-59	W	74	67	home, Woollen Gym	1/6	FM
3-7-59	L	56	80	Raleigh, Reynolds, ACC	5/10	FM
1-13-60	W	62	51	home, Woollen Gym	16/-	FM
2-17-60	W	66	62	away, Reynolds Coliseum	19/-	FM
1-18-61	W	97	66	away, Reynolds Coliseum	6/-	FM
2-15-61	W	62	56	home, Woollen Gym	7/-	FM
1-17-62	W	66	56	home, Woollen Gym	—	DES
2-14-62	L	57	85	away, Reynolds Coliseum	—	DES
1-16-63	W (ot)	67	65	home, Woollen Gym	—	DES
2-12-63	W	68	63	away, Reynolds Coliseum	—	DES
1-15-64	W	79	71	home, Woollen Gym	—	DES
2-22-64	L	49	51	away, Reynolds Coliseum	—	DES
1-13-65	L	62	65	home, Woollen Gym	—	DES
2-17-65	W	69	68	away, Reynolds Coliseum	—	DES
1-12-66	W	83	75	home, Carmichael	—	DES
2-15-66	L	77	87	away, Reynolds Coliseum	—	DES
1-11-67	W	79	78	home, Carmichael	5/-	DES
2-14-67	W	77	60	away, Reynolds Coliseum	2/-	DES
3-9-67	W	56	53	Greensboro Coliseum, ACC	4/-	DES
1-10-68	W	68	66	away, Reynolds Coliseum	3/-	DES
2-12-68	W	96	84	home, Carmichael	3/-	DES
3-9-68	W	87	50	Charlotte Coliseum, ACC	5/-	DES
1-8-69	W	83	63	home, Carmichael	2/-	DES
2-10-69	W	85	62	away, Reynolds Coliseum	2/-	DES
1-7-70	W	78	69	away, Reynolds Coliseum	4/10	DES
2-9-70	W	88	86	home, Carmichael	7/5	DES
12-18-70	L	70	82	Greensboro Coliseum, Big Four	20/-	DES
2-8-71	W	65	63	away, Reynolds Coliseum	16/-	DES
3-3-71	W	97	81	home, Carmichael	12/-	DES
12-18-71	W	99	68	Greensboro Coliseum, Big Four	4/-	DES
2-7-72	W	101	78	home, Carmichael	4/-	DES
2-29-72	L	84	85	away, Reynolds Coliseum	5/-	DES
12-16-72	L	61	68	Greensboro Coliseum, Big Four	11/6	DES
2-5-73	L	73	76	away, Reynolds Coliseum	8/2	DES
2-27-73	L	78	82	home, Carmichael	6/2	DES
1-4-74	L	77	78	Greensboro Coliseum, Big Four	4/2	DES
1-22-74	L	80	83	home, Carmichael	5/3	DES
2-26-74	L	72	83	away, Reynolds Coliseum	6/1	DES
1-4-75	L	67	82	Greensboro Coliseum, Big Four	8/1	DES
1-18-75	L (ot)	85	88	away, Reynolds Coliseum	14/4	DES
2-25-75	W	76	74	home, Carmichael	13/7	DES
3-8-75	W	70	66	Greensboro Coliseum, ACC	12/8	DES
1-18-76	L	67	68	home, Carmichael	7/13	DES
2-24-76	W	91	79	away, Reynolds Coliseum	3/15	DES
11-26-76	W	78	66	Greensboro Coliseum, Big Four	3/15	DES
1-19-77	L	73	75	away, Reynolds Coliseum	4/-	DES
2-23-77	W	90	73	home, Carmichael	9/-	DES
3-4-77	W	70	56	Greensboro Coliseum, ACC	6/-	DES
12-3-77	W	87	82	Greensboro Coliseum, Big Four	2/-	DES
1-18-78	W	69	64	home, Carmichael	5/-	DES
2-23-78	L	67	72	away, Reynolds Coliseum	8/-	DES
1-17-79	W	70	69	away, Reynolds Coliseum	2/14	DES
2-22-79	W	71	56	home, Carmichael	4/-	DES
11-30-79	W	97	84	Greensboro Coliseum, Big Four	6/-	DES
1-16-80	W	67	64	home, Carmichael	9/16	DES
2-20-80	L	50	63	away, Reynolds Coliseum	8/-	DES
1-14-81	W	73	70	home, Carmichael	17/-	DES
1-31-81	W	57	54	away, Reynolds Coliseum	12/-	DES
3-5-81	W	69	54	Landover, Capital Centre, ACC	12/-	DES
1-13-82	W	61	41	away, Reynolds Coliseum	1/12	DES
1-30-82	W	58	44	home, Carmichael	2/17	DES
3-6-82	W	58	46	Greensboro Coliseum, ACC	1/-	DES
1-19-83	W	99	81	home, Carmichael	3/-	DES
2-19-83	L	63	70	away, Reynolds Coliseum	3/-	DES
3-12-83	L (ot)	84	91	Atlanta, Omni, ACC	5/-	DES
1-7-84	W	81	60	away, Reynolds Coliseum	1/12	DES
2-18-84	W	95	71	home, Carmichael	1/-	DES
1-16-85	W	86	76	home, Carmichael	6/-	DES
2-16-85	L	76	85	away, Reynolds Coliseum	13/-	DES
3-9-85	W	57	51	Atlanta, Omni, ACC	6/18	DES
1-4-86	W	90	79	home, Carmichael	1/-	DES

2-23-86	L	65	76	away, Reynolds Coliseum	1/20	DES
1-18-87	W	96	78	home, Smith Center	3/17	DES
2-5-87	W	96	79	away, Reynolds Coliseum	3/-	DES
3-8-87	L	67	68	Landover, Capital Centre, ACC	2/-	DES
1-24-88	W	77	73	away, Reynolds Coliseum	2/20	DES
2-11-88	W (ot)	75	73	home, Smith Center	6/16	DES
1-21-89	W	84	81	home, Smith Center	13/15	DES
2-9-89	L	88	98	away, Reynolds Coliseum	6/17	DES
1-20-90	W	91	81	away, Reynolds Coliseum	-1/9	DES
2-7-90	L	77	88	home, Smith Center	—	DES
2-6-91	L	91	97	away, Reynolds Coliseum	9/-	DES
2-7-91	W	92	70	home, Smith Center	9/-	DES
1-22-92	L	88	99	away, Reynolds Coliseum	10/-	DES
2-22-92	L	94	99	home, Smith Center	4/-	DES
1-7-93	W	100	67	away, Reynolds Coliseum	6/-	DES
2-6-93	W	104	58	home, Smith Center	6/-	DES
1-5-94	W	88	58	home, Smith Center	2/-	DES
2-5-94	W	77	64	away, Reynolds Coliseum	2/-	DES
1-4-95	L	70	80	away, Reynolds Coliseum	1/-	DES
2-4-95	W	82	63	home, Smith Center	2/-	DES
1-4-96	W	96	72	home, Smith Center	16/-	DES
2-3-96	L	75	78	away, Reynolds Coliseum	8/-	DES
1-15-97	W	59	56	home, Smith Center	22/-	DES
2-12-97	W	45	44	away, Reynolds Coliseum	16/-	DES
3-9-97	W	64	54	Greensboro Coliseum, ACC	5/-	DES
1-21-98	W	74	60	away, Reynolds Coliseum	2/-	BG
2-21-98	L	72	86	home, Smith Center	1/-	BG
3-6-98	W	73	46	Greensboro Coliseum, ACC	4/-	BG
1-16-99	W	59	56	away, Reynolds Coliseum	9/-	BG
2-17-99	W	62	53	home, Smith Center	14/-	BG
1-8-00	W	83	75	home, Smith Center	14/-	BG
2-9-00	W	70	62	away, Entertainment Sports Arena	—	BG
1-28-01	W	60	52	away, Entertainment Sports Arena	5/-	MD
2-28-01	W	76	63	home, Smith Center	4/-	MD
1-23-02	L	59	77	home, Smith Center	—	MD
2-24-02	L	76	98	away, Entertainment Sports Arena	—	MD
1-26-03	L	78	86	away, RBC Center	—	MD
2-25-03	L (ot)	67	75	home, Smith Center	—	MD
1-28-04	W	68	66	home, Smith Center	12/-	RW
2-29-04	W	71	64	away, RBC Center	12/14	RW
2-3-05	W	95	71	home, Smith Center	2/-	RW
2-22-05	W	81	71	away, RBC Center	2/-	RW
1-7-06	W	82	69	home, Smith Center	25/13	RW
2-22-06	W	95	71	away, RBC Center	21/15	RW
2-3-07	L	79	83	away, RBC Center	3/-	RW
2-21-07	W	83	64	home, Smith Center	5/-	RW
3-11-07	W	89	80	Tampa, STP Times Forum, ACC	8/-	RW
1-12-08	W	93	62	home, Smith Center	1/-	RW
2-20-08	W	84	70	away, RBC Center	3/-	RW
1-31-09	W	93	76	away, RBC Center	5/-	RW
2-18-09	W	89	80	home, Smith Center	3/-	RW
1-26-10	W	77	63	away, RBC Center	—	RW
2-13-10	W	74	61	home, Smith Center	—	RW
1-29-11	W	84	64	home, Smith Center	—	RW
2-23-11	W	75	63	away, RBC Center	19/-	RW
1-26-12	W	74	55	home, Smith Center	7/-	RW
2-22-12	W	86	74	away, RBC Center	7/-	RW
3-10-12	W	69	67	Atlanta, Philips Arena, ACC	4/-	RW
1-26-13	L	83	91	away, PNC Arena	-1/8	RW
2-23-13	W	76	65	home, Smith Center	—	RW
2-1-14	W	84	70	home, Smith Center	—	RW
2-26-14	W (ot)	85	84	away, PNC Arena	—	RW
1-14-15	W	81	79	away, PNC Arena	15/-	RW
2-24-15	L	46	58	home, Smith Center	15/-	RW
1-16-16	W	84	73	home, Smith Center	5/-	RW
2-24-16	W	80	68	away, PNC Arena	7/-	RW
1-8-17	W	107	56	home, Smith Center	14/-	RW
2-15-17	W	97	73	away, PNC Arena	10/-	RW
1-27-18	L (ot)	91	95	home, Smith Center	10/-	RW
2-10-18	W	96	89	away, PNC Arena	21/-	RW
1-8-19	W	90	82	away, PNC Arena	12/15	RW
2-5-19	W	113	96	home, Smith Center	8/-	RW
1-27-20	W	75	65	away, PNC Arena	—	RW
2-25-20	W	85	79	home, Smith Center	—	RW
12-22-20	L	76	79	away, PNC Arena	—	RW
1-23-21	W	86	76	home, Smith Center	—	RW
1-29-22	W	100	80	home, Smith Center	—	HD
2-26-22	W	84	74	away, PNC Arena	—	HD
1-21-23	W	80	69	home, Smith Center	—	HD
2-19-23	L	69	77	away, PNC Arena	-1/23	HD

(individual series highs on pages 167, 169 and 172)

UNC at home— 81-23 (30-7 at Smith Center, 18-3 at Carmichael Auditorium, 16-11 at Woollen Gymnasium, 13-2 at Indoor Athletic Court, 4-0 at Bynum Gymnasium); **UNC on the road**— 68-48 (18-6 at PNC Arena/RBC Center/Entertainment & Sports Arena, 29-29 at Reynolds Coliseum, 15-9 at Thompson Gym, 6-4 at Raleigh Memorial Auditorium);

UNC at neutral sites— 15-9 (10-4 in Greensboro, 2-1 in Atlanta, 1-0 in Charlotte, 1-0 in Tampa, 1-1 in Landover, 0-3 in Durham); **Dean Smith vs. NC State**— 60-30; **Bill Guthridge vs. NC State**— 6-1; **Matt Doherty vs. NC State**— 2-4; **Roy Williams vs. NC State**— 33-5; **Hubert Davis vs. NC State**— 3-1; **UNC in Overtime**— 4-7; **UNC Largest Win**— 51 (107-56, 2016-17); **UNC Largest Loss**— 40 (39-79, 1948-49); **UNC Most Points**— 113 (2018-19)

UNCW (UNC 6-0)

Date	W-L	NC	UNCW	Site	Rank	Coach
12-28-03	W	71	54	Myrtle Beach	9/-	RW
12-28-04	W	96	75	home, Smith Center	4/-	RW
12-31-13	W	84	51	home, Smith Center	19/-	RW
12-5-18	W	97	69	home, Smith Center	14/-	RW
11-8-19	W	78	62	away, Trask Coliseum	9/-	RW
11-7-22	W	69	56	home, Smith Center	1/-	HD

NORTHEASTERN (UNC 2-0)

Date	W-L	NC	NU	Site	Rank	Coach
3-15-91	W	101	66	Syracuse, Carrier Dome, NCAAe	4/-	DES
2-16-21	W	82	62	home, Smith Center	—	RW

NORTHERN IOWA (UNC 2-1)

Date	W-L	NC	NK	Site	Rank	Coach
11-21-2015	L	67	71	away, McLeod Center	1/-	RW
12-21-2016	W	85	42	home, Smith Center	8/-	RW
11-10-2017	W	86	69	home, Smith Center	9/-	RW

NORTHERN KENTUCKY (UNC 1-0)

Date	W-L	NC	NK	Site	Rank	Coach
12-27-2013	W	75	60	home, Smith Center	19/-	RW

NORTH TEXAS (UNC 1-0)

Date	W-L	NC	UNT	Site	Rank	Coach
3-17-88	W	83	65	Salt Lake City, Huntsman, NCAAw	7/-	DES

NORTHWESTERN (UNC 4-1)

Date	W-L	NC	NU	Site	Rank	Coach
12-19-46	L	51	65	away, Chicago Stadium	—	TS
12-20-58	W	78	64	Louisville, Freedom Hall	10/6	FM
				Blue Grass Festival		
12-30-70	W	98	74	Greensboro Coliseum	—	DES
11-29-78	W	97	67	away, McGaw Hall	14/-	DES
11-23-15	W	80	69	Kansas City, Sprint Ctr, CBE Classic	9/-	RW

NOTRE DAME (UNC 29-9)

Date	W-L	NC	UND	Site	Rank	Coach
2-15-58	L	70	89	Chicago, Chicago Stadium	11/-	FM
12-19-58	W	81	77	Louisville, Freedom Hall	10/17	FM
				Blue Grass Festival		
1-3-59	W	69	54	Charlotte Coliseum	3/-	FM
1-2-60	W	75	65	Charlotte Coliseum	—	FM
1-7-61	W	73	71	Charlotte Coliseum	6/-	FM
1-6-62	W	99	80	Charlotte Coliseum	—	DES
1-5-63	W (ot)	76	68	away, Notre Dame Fieldhouse	—	DES
1-4-64	W	78	68	Greensboro Coliseum	—	DES
2-19-72	W	99	74	New York, MSG	3/-	DES
3-24-73	L	71	78	New York, MSG, NIT	11/-	DES
3-17-77	W	79	77	College Park, Cole FH, NCAAe	5/10	DES
3-16-85	W	60	58	at South Bend, A&CC, NCAAse	7/-	DES
1-26-86	W	73	61	home, Smith Center	1/16	DES
2-1-87	L	58	60	away, Athletic & Convocation Center	1/-	DES
3-19-87	W	74	68	Meadowlands, NCAAe	2/18	DES
1-5-91	W	82	47	Meadowlands	7/-	DES
1-11-92	L	76	88	New York, MSG	8/-	DES
2-23-93	W	85	56	home, Smith Center	3/-	DES
2-23-94	W	80	71	away, Joyce Center	4/-	DES
11-26-08	W	102	87	Maui Invitational, Lahaina CC	1/8	RW
2-8-14	W	73	62	away, Joyce Center	—	RW
3-3-14	W	63	61	home, Smith Center	—	RW
1-5-15	L	70	71	home, Smith Center	18/13	RW
3-14-15	L	82	90	Greensboro Coliseum, ACC	19/11	RW
2-6-16	L	76	80	away, Joyce Center	2/-	RW
3-11-16	W	78	47	Verizon Center, Washington, DC, ACC	7/-	RW
3-27-16	W	88	74	Wells Fargo Ctr, Philadelphia, NCAAe	3/-	RW
2-5-17	W	83	76	home, Greensboro Coliseum	12/20	RW
1-13-18	W	69	68	away, Joyce Center	20/-	RW
2-12-18	W	83	66	home, Smith Center	14/-	RW
1-15-19	W	75	69	home, Smith Center	13/-	RW
11-6-19	W	76	65	home, Smith Center	9/-	RW
2-17-20	L	76	77	away, Joyce Center	—	RW
1-5-21	W	66	65	home, Smith Center	—	RW
3-10-21	W	101	59	Greensboro Coliseum, ACC	—	RW
1-5-22	L	73	78	away, Joyce Center	—	HD
1-7-23	W	81	64	home, Smith Center	—	HD
2-22-23	W	63	59	away, Joyce Center	—	HD

(individual Notre Dame series highs on pages 167, 169 and 173)

UNC at home– 9-1; UNC at Smith Center– 8-1; UNC on the road– 6-4; UNC at neutral sites– 14-4; Dean Smith vs. Notre Dame– 11-3; Roy Williams vs. Notre Dame– 12-4; Hubert Davis vs. Notre Dame– 2-1; UNC Largest Win– 35 (82-47, 1990-91); UNC Largest Loss– 19 (70-89, 1957-58); UNC Most Points– 102 (102-87, 2008-09)

OAKLAND (UNC 2-0)

Date	W-L	NC	UC	Site	Rank	Coach
3-18-05	W	96	68	Charlotte Coliseum, NCAAe	2/-	RW
11-8-13	W	84	61	home, Smith Center	12/-	RW

OHIO STATE (UNC 13-3)

Date	W-L	NC	OSU	Site	Rank	Coach
1-2-29	L	30	43	away, Taft Coliseum	—	JA
3-23-46	W	60	57	New York, MSG, NCAAe	—	BC
12-6-65	W	82	72	away, St. John Arena	—	DES
12-30-66	W	105	82	Charlotte Coliseum	3/-	DES
3-22-68	W	80	66	Los Angeles, Final Four	4/-	DES
3-25-83	W	64	51	Syracuse, Carrier Dome, NCAAe	8/-	DES
3-27-92	L	73	80	Lexington, Ky., Rupp Arena, NCAAAs	18/3	DES
12-22-92	W	84	64	away, St. John Arena	5/-	DES
12-18-93	W	81	68	home, Smith Center	2/-	DES
11-29-06	W	98	89	home, Smith Center, ACC/Big10	7/3	RW
11-28-07	W	66	55	away, Schottenstein Center, ACC/Big10	1/-	RW
11-19-09	W	77	73	NY, MSG, Coaches vs Cancer	6/15	RW
12-20-14	W	82	74	Chicago, United Center CBS Sports Classic	24/12	RW
12-23-17	W	86	72	New Orleans, Smoothie King Center CBS Sports Classic	5/-	RW
12-4-19	L	49	74	home, Smith Center, ACC/Big10	7/6	RW
12-17-22	W (ot)	89	84	NY, MSG, CBS Sports Classic	-/23	HD

UNC at home/Smith Center– 2-1; UNC in Columbus– 3-1; UNC at neutral sites– 8-1; UNC Largest Win– 23 (105-82, 1966-67); UNC Largest Loss– 25 (49-74, 2019-20); UNC Most Points– 105 (105-82, 1966-67)

UNC Bests vs. Ohio State

Points: 32 by Bobby Lewis, 12/6/65

3FG: 4 by Wayne Ellington, 11/28/07; by Jalek Felton, 12/23/17 in New Orleans; by Cole Anthony, 12/4/19; by Caleb Love, 12/17/22 in New York

Rebounds: 16 by George Lynch, 12/22/92

Assists: 8 by Larry Drew, 11/19/09 in New York

Blocked Shots: 6 by Kevin Salvadori, 12/18/93

Steals: 4 by Derrick Phelps, 12/18/93

Most Ohio State Points vs. UNC: 30 by Ron Lewis, 11/29/06

OHIO UNIVERSITY (UNC 2-1)

Date	W-L	NC	OU	Site	Rank	Coach
12-14-85	W	99	57	home, Carmichael	1/-	DES
12-20-02	L	78	86	home, Smith Center	—	MD
3-23-12	W (ot)	73	65	St. Louis, EJ Dome, NCAAmw	4/-	RW

OKLAHOMA (UNC 3-0)

Date	W-L	NC	OU	Site	Rank	Coach
12-29-82	W	77	69	Honolulu, Blaisdell, Rainbow Classic	—	DES
3-17-90	W	79	77	Austin, Erwin Center, NCAAmw	-/1	DES
3-29-09	W	72	60	Memphis, FedEx Forum, NCAAAs	2/7	RW

OKLAHOMA STATE (UNC 1-1)

Date	W-L	NC	OSU	Site	Rank	Coach
3-26-46	L	40	43	New York, MSG, NCAA FF	—	BC
11-22-16	W	107	75	Maui Invitational, Lahaina CC	4/-	RW

OLD DOMINION (UNC 8-0)

Date	W-L	NC	ODU	Site	Rank	Coach
2-14-89	W	87	77	away, Scope	6/-	DES
1-3-90	W	90	78	home, Smith Center	—	DES
12-1-92	W	119	82	home, Smith Center	7/-	DES
12-29-94	W	98	79	away, Scope	1/-	DES
12-4-98	W	63	61	Charlotte Coliseum, Food Lion Classic	3/-	BG
11-24-02	W	67	59	away, Scope	—	MD
11-22-03	W	90	64	home, Smith Center	9/-	RW
11-23-07	W	99	82	Las Vegas Inv., Orleans Arena	1/-	RW

ORAL ROBERTS (UNC 4-0)

Date	W-L	NC	ORU	Site	Rank	Coach
3-17-73	W	82	65	New York, MSG, NIT	11/-	DES
12-27-76	W	100	84	Portland, Mem. Col., Far West Classic	10/-	DES
12-8-84	W	87	65	home, Carmichael	16/-	DES
12-13-08	W	100	84	home, Smith Center	1/-	RW

OREGON (UNC 6-0)

Date	W-L	NC	OU	Site	Rank	Coach
12-2-68	W	89	78	Greensboro Coliseum	2/-	DES
12-3-68	W	106	73	home, Carmichael	2/-	DES
12-29-76	W	86	60	Portland, Mem. Col., Far West Classic	9/-	DES
11-25-08	W	98	69	Maui Invitational, Lahaina CC	1/-	RW
4-1-17	W	77	76	Glendale, Univ. of Phoenix Stadium NCAA FF	5/9	RW
11-29-19	W	78	74	Battle 4 Atlantis, Bahamas	6/11	RW

OREGON STATE (UNC 3-1)

Date	W-L	NC	OSU	Site	Rank	Coach
12-30-53	L	53	65	Raleigh, Reynolds, Dixie Classic	-/4	FM
12-30-67	W	68	61	Portland, Mem. Col., Far West Classic	5/-	DES
11-26-77	W	94	63	Charlotte Coliseum	1/-	DES
11-30-77	W	90	64	home, Carmichael	2/-	DES

PENN (UNC 6-2)

Date	W-L	NC	UP	Site	Rank	Coach
1-24-48	W	52	46	away, Palestra	—	TS
12-31-52	L	62	70	Raleigh, Reynolds Coliseum	—	FM
3-18-72	W	73	59	Morgantown, NCAAe	2/3	DES
3-11-79	L	71	72	Raleigh, Reynolds, NCAAe	3/-	DES
3-12-87	W	113	82	Charlotte Coliseum, NCAAe	2/-	DES
1-3-07	W	102	64	home, Smith Center	2/-	RW
12-4-07	W	106	71	away, Palestra	1/-	RW
11-15-08	W	86	71	home, Smith Center	1/-	RW

PENN STATE (UNC 4-1)

Date	W-L	NC	PSU	Site	Rank	Coach
12-3-66	W	93	63	Greensboro Coliseum	9/-	DES
12-29-70	W	73	57	Greensboro Coliseum	17/-	DES
12-28-81	W (ot)	56	50	Santa Clara, Toso Pavilion	1/-	DES
3-18-01	L	74	82	New Orleans Superdome, NCAAAs	6/-	MD
11-18-02	W	85	55	home, Smith Center, preNIT	—	MD

PEPPERDINE (UNC 2-0)

Date	W-L	NC	PU	Site	Rank	Coach
1-3-89	W	102	80	away, Firestone Fieldhouse	7/-	DES
1-6-90	W	95	69	home, Smith Center	—	DES

PITTSBURGH (UNC 15-8)

Date	W-L	NC	UP	Site	Rank	Coach
3-21-41	L	20	26	Madison, Wis., UW FH, NCAAe	—	BL
12-4-71	W	90	75	away, Fitzgerald Fieldhouse	2/-	DES
12-2-72	W	99	70	home, Carmichael	—	DES
3-15-81	W	74	57	El Paso, Special Events Ctr, NCAAaw	6/-	DES
12-20-93	W	106	93	away, Civic Arena	2/-	DES
11-29-94	W	90	67	home, Smith Center	2/-	DES
12-20-95	W	66	49	away, Civic Arena	11/-	DES
11-29-96	W	82	61	home, Smith Center	14/-	DES
2-15-14	W	75	71	home, Smith Center	-/25	RW
3-14-14	L	75	80	Greensboro Coliseum, ACC	15/-	RW
2-14-15	L	76	89	away, Petersen Center	12/-	RW
2-14-16	W	85	64	home, Smith Center	9/-	RW
3-10-16	W	88	71	Verizon Center, Washington, DC, ACC	7/-	RW
1-31-17	W	80	78	home, Smith Center	12/-	RW
2-25-17	W	85	67	away, Petersen Center	8/-	RW
2-3-18	W	96	65	home, Smith Center	19/-	RW
1-5-19	W	85	60	away, Petersen Center	15/-	RW
1-8-20	L	65	73	home, Smith Center	—	RW
1-18-20	L	52	66	away, Petersen Center	—	RW
1-26-21	W	75	65	away, Petersen Center	—	RW
2-16-22	L	67	76	home, Smith Center	—	HD
12-30-22	L	74	76	away, Petersen Center	25/-	HD
2-1-23	L	64	65	home, Smith Center	—	HD

(individual series highs on 167, 170 and 173)

UNC at home/Smith Center– 7-3/6-3; UNC on the road– 6-3; UNC at neutral sites– 2-2; Dean Smith vs. Pittsburgh– 7-0; Roy Williams vs. Pittsburgh– 8-4; Hubert Davis vs. Pittsburgh– 0-3; UNC Largest Win– 31 (96-65, 2017-18); UNC Largest Loss– 14 (52-66, 2019-20); UNC Most Points– 106 (106-93, 1993-94)

PORTLAND (UNC 2-0)

Date	W-L	NC	UP	Site	Rank	Coach
11-23-17	W	102	78	Portland, Moda Center, PK80	9/-	RW
11-24-22	W	89	81	Portland, Moda Center, PK1	1/-	HD

PRESBYTERIAN (UNC 1-0)

Date	W-L	NC	PU	Site	Rank	Coach
12-12-09	W	103	64	home, Smith Center	11/-	RW

PRINCETON (UNC 8-5)

Date	W-L	NC	PU	Site	Rank	Coach
2-9-29	L (ot)	19	20	away, University Gym	—	JA
1-21-38	L	32	53	away, University Gym	—	WS
1-3-39	L	20	30	home, Woollen Gym	—	WS
12-30-52	W	73	59	Raleigh, Reynolds, Dixie Classic	—	DES
12-27-65	W	75	61	Greensboro Coliseum	—	DES
1-2-67	L	81	91	home, Carmichael	3/-	DES
3-17-67	W	78	70	College Park, Cole FH, NCAAe	4/5	DES
12-16-67	W	71	63	Greensboro Coliseum	7/10	DES
12-30-68	W	103	76	New York, MSG, ECAC	2/-	DES
12-6-71	L	73	89	away, Jadwin Gym	2/-	DES
12-22-96	W	69	60	away, Jadwin Gym	12/-	DES
12-13-97	W	50	42	home, Smith Center	2/22	BG
3-16-01	W	70	48	New Orleans Superdome, NCAAe	6/-	MD

PROVIDENCE (UNC 4-1)

Date	W-L	NC	PC	Site	Rank	Coach
3-22-71	W	86	79	New York, MSG, NIT	13/-	DES
2-12-78	L	59	61	away, Providence Civic Center	7/20	DES
2-10-79	W	89	55	Charlotte Coliseum	6/-	DES
3-21-14	W	79	77	San Antonio, AT&T Center, NCAAe	19/-	RW
3-19-16	W	85	66	Raleigh, PNC Arena, NCAAe	3/-	RW

UNC Bests vs. Providence—Points: 22 by Dave Chadwick, 3/22/71 in New York~
3FG: 3 by Marcus Paige, 3/21/14 in San Antonio, Texas^

Rebounds: 11 by Lee Dedmon, 3/22/71 in New York~

Assists: 6 by Phil Ford, 2/12/78; by J.P. Tokoto, 3/21/14 in San Antonio, Texas^

Blocked Shots: 4 by Brice Johnson, 3/21/14 in San Antonio, Texas^

Steals: 3 by Dudley Bradley, 2/10/79 in Charlotte; by J.P. Tokoto, 3/21/14 in San Antonio, Texas^

PURDUE (UNC 8-3)

Date	W-L	NC	PU	Site	Rank	Coach
3-20-69	L	65	92	Louisville, Freedom Hall, NCAA FF	4/6	DES
3-16-74	L	71	82	New York, MSG, NIT	8/-	DES
3-12-77	W	69	66	Raleigh, Reynolds, NCAAe	4/-	DES
11-30-85	W	73	62	Anchorage, Sullivan Arena Great Alaska Shootout	1/-	DES
12-29-86	W	94	81	Reunion Arena, Dallas MN Classic	4/2	DES
12-22-90	W	86	74	away, Mackey Arena	8/-	DES
1-2-92	W	78	50	home, Smith Center	8/-	DES
11-29-97	W	73	69	Anchorage, Sullivan Arena Great Alaska Shootout	4/6	BG
11-25-98	W	54	47	New York, MSG, preNIT	9/14	BG
11-24-99	W	90	75	Maui Invitational, Lahaina CC	4/24	BG
11-20-21	L	84	93	Uncasville, Conn., Mohegan Sun Hall of Fame Tipoff	18/6	HD

UNC Bests vs. Purdue

Points: 27 by Phil Ford, March 12, 1977^

Rebounds: 15 by Bobby Jones, March 16, 1974~

Assists: 8 by Ed Cota, Nov. 25, 1998

Most Purdue Points vs. UNC: 36 by Rick Mount, March 20, 1969^

RADFORD (UNC 2-0)

Date	W-L	NC	RAD	Site	Rank	Coach
3-19-09	W	101	58	Greensboro Coliseum, NCAAe	2/-	RW
12-4-16	W	95	50	home, Smith Center	3/-	RW

RANDOLPH-MACON (UNC 2-0)

Date	W-L	NC	RMC	Site	Rank	Coach
2-10-1916	W	47	18	away	—	CD
1-9-1931	W	34	13	home, Indoor Athletic Court	—	JA

RHODE ISLAND (UNC 2-2)

Date	W-L	NC	URI	Site	Rank	Coach
12-30-49	L (ot)	60	65	Raleigh, Reynolds, Dixie Classic	—	TS
12-30-50	L	69	93	Raleigh, Reynolds, Dixie Classic	—	TS
3-20-93	W	112	67	Winston-Salem, LJVM, NCAAe	4/-	DES
3-30-10	W (ot)	68	67	New York, MSG, NIT	—	RW

RICE (UNC 3-0)

Date	W-L	NC	RU	Site	Rank	Coach
12-22-69	W	99	87	away, Autry Court	7/-	DES
1-3-70	W	98	72	Charlotte Coliseum	4/-	DES
12-2-71	W	127	69	home, Carmichael	2/-	DES

RICHMOND (UNC 16-2)

Date	W-L	NC	UR	Site	Rank	Coach
2-24-42	W	47	30	home, Woollen Gym	—	BL
2-18-43	L	51	53	away, Thomas Jefferson HS	—	BL
1-14-44	W	49	45	away, Thomas Jefferson HS	—	BL
2-25-44	W	62	41	Raleigh, Mem. Auditorium, SoCon	—	BL
3-6-47	W	55	43	Durham, Duke Indoor Stadium, SoCon	—	TS
12-3-49	W	58	50	away, Blues Armory	—	TS

12-7-50	W	69	46	home, Woollen Gym	—	TS
12-7-51	W	62	56	away, Benedictine HS Gym	—	TS
12-6-52	W	80	64	home, Woollen Gym	—	FM
2-3-53	L (2 ot)	82	87	away, Benedictine HS Gym	—	FM
12-8-65	W	127	76	home, Carmichael	—	DES
11-28-87	W	87	76	away, Robins Center Central Fidelity Classic	3/-	DES
12-10-88	W	76	68	Greensboro Coliseum	8/-	DES
11-28-95	W	83	76	home, Smith Center	17/-	DES
11-25-96	W	86	75	home, Smith Center	7/-	DES
11-19-97	W	84	65	away, Robins Center	4/-	BG
11-23-13	W	82	72	Uncasville, Conn., Mohegan Sun Hall of Fame Tipoff	24/-	RW

ROANOKE (UNC 1-1)

Date	W-L	NC	RC	Site	Rank	Coach
2-15-1915	W	18	17	away	—	CD
2-9-1916	L	13	45	away	—	CD

ROBERT MORRIS (UNC 1-0)

Date	W-L	NC	RM	Site	Rank	Coach
11-16-2014	W	103	59	home, Smith Ctr., Battle 4 Atlantis	6/-	RW

ROCHESTER (UNC 1-0)

Date	W-L	NC	UR	Site	Rank	Coach
12-10-77	W	101	43	home, Carmichael	2/-	DES

RUTGERS (UNC 12-1)

Date	W-L	NC	RU	Site	Rank	Coach
2-7-21	L	20	25	away, Ballantine Gym	—	FB
2-11-78	W	74	57	New York, Madison Square Garden	7/-	DES
2-14-80	W	73	70	New York, Madison Square Garden	11/-	DES
12-22-80	W	71	64	Charlotte Coliseum	8/-	DES
12-19-81	W	59	36	New York, Madison Square Garden	1/-	DES
1-5-83	W	86	69	Greensboro Coliseum	18/-	DES
12-7-85	W	114	71	Greensboro Coliseum	1/-	DES
11-20-02	W	71	67	home, Smith Center	—	MD
12-28-06	W	87	48	home, Smith Center	2/-	RW
12-16-07	W	93	71	away, Louis Brown Ath. Center	1/-	RW
12-28-08	W	97	75	home, Smith Center	1/-	RW
12-28-09	W	81	67	home, Smith Center	9/-	RW
12-28-10	W	78	55	New York, Madison Square Garden	—	RW

SACRED HEART (UNC 1-0)

Date	W-L	NC	SH	Site	Rank	Coach
11-14-06	W	103	81	Charlotte, Bobcats Arena, preNIT	2/-	RW

ST. BONAVENTURE (UNC 1-0)

Date	W-L	NC	SBU	Site	Rank	Coach
3-15-68	W	91	72	Raleigh, Reynolds, NCAAe	4/3	DES

SAINT FRANCIS (PA.) (UNC 2-0)

Date	W-L	NC	SF	Site	Rank	Coach
1-2-2011	W	103	54	home, Smith Center	—	RW
11-19-2018	W	101	76	home, Smith Center, Las Vegas Inv.	7/-	RW

ST. JOHN'S (N.Y.) (UNC 2-2)

Date	W-L	NC	SJU	Site	Rank	Coach
12-28-68	L	70	72	New York, MSG, ECAC	2/-	DES
11-20-82	L (ot)	74	78	Springfield CC, Hall of Fame game	3/19	DES
12-29-83	W	64	51	New York, MSG, ECAC	1/8	DES
12-28-02	W	63	59	New York, MSG, Holiday Festival	22/-	MD

ST. JOSEPH'S (PA.) (UNC 5-3)

Date	W-L	NC	SJU	Site	Rank	Coach
1-16-37	W	36	34	away, Philadelphia Arena	—	WS
1-22-38	L	29	34	away, Convention Hall	—	WS
1-6-41	L	41	42	away, Convention Hall	—	BL
1-3-42	L	28	33	away, Convention Hall	—	BL
12-29-45	W	47	36	away, Convention Hall	—	BC
12-29-71	W	93	77	New Orleans, Mun. Aud., Sugar Bowl	4/-	DES
2-6-81	W	87	64	Charlotte Coliseum, North-South	11/-	DES
12-22-02	W	92	76	Charlotte Coliseum, Tour. of Cham.	-/15	MD

SAINT LOUIS (UNC 3-1)

Date	W-L	NC	SLU	Site	Rank	Coach
12-26-57	W	63	48	Raleigh, Reynolds, Dixie Classic	4/18	FM
12-19-59	L	52	68	Lexington, Ky., Memorial Coliseum	-/7	FM
12-7-05	W	75	63	home, Smith Center	23/-	RW
12-22-06	W	69	48	away, Scottrade Center	2/-	RW

SAINT PETER'S (UNC 1-0)

Date	W-L	NC	SP	Site	Rank	Coach
3-27-2022	W	69	49	Philadelphia, Wells Fargo Center, NCAAe	—	HD

ST. THOMAS (FLA.) (UNC 3-0)

Date	W-L	NC	STU	Site	Rank	Coach
11-25-72	W	107	62	home, Carmichael	—	DES
12-28-73	W	112	72	away	4/-	DES
11-30-74	W	101	74	home, Carmichael	11/-	DES

SAMFORD (UNC 1-0)

Date	W-L	NC	HU	Site	Rank	Coach
2-24-1922	W	35	22	Atlanta, Municipal Auditorium, SoCon	—	none

SAN DIEGO STATE (UNC 2-0)

Date	W-L	NC	SDSU	Site	Rank	Coach
12-29-88	W	103	92	away, San Diego Sports Arena	7/-	DES
11-24-90	W	99	63	home, Smith Center	5/-	DES

SAN FRANCISCO (UNC 0-1)

Date	W-L	NC	USF	Site	Rank	Coach
3-11-78	L	64	68	Tempe, Univ. Activity Ctr, NCAAw	11/20	DES

SANTA CLARA (UNC 3-1)

Date	W-L	NC	SCU	Site	Rank	Coach
12-29-81	W	76	57	away, Toso Pavilion	1/-	DES
12-11-82	W	79	56	Greensboro Coliseum	17/-	DES
11-19-04	L	66	77	Oakland, Pete Newell Challenge	4/-	RW
12-17-05	W	76	58	home, Smith Center	17/-	RW

SETON HALL (UNC 4-1)

Date	W-L	NC	SHU	Site	Rank	Coach
12-29-53	L	63	73	Raleigh, Reynolds, Dixie Classic	—	FM
12-4-75	W	75	63	New York, Madison Square Garden	4/-	DES
12-4-91	W	83	54	away, Meadowlands, ACC/Big East	5/6	DES
1-24-93	W	70	66	away, Meadowlands	3/10	DES
11-28-97	W	95	65	Anchorage, Sullivan Arena Great Alaska Shootout	4/-	BG

SOUTH CAROLINA (UNC 57-21)

Date	W-L	NC	USC	Site	Rank	Coach
3-7-18	W	58	21	home, Bynum Gym	—	HP
1-14-21	W	34	15	home, Bynum Gym	—	FB
1-12-22	W	44	28	home, Bynum Gym	—	none
2-14-24	W	53	19	home, Indoor Athletic Court	—	NS
2-12-25	L	27	28	home, Indoor Athletic Court	—	MM
1-17-29	L	25	28	home, Indoor Athletic Court	—	JA
1-26-29	W	45	33	away, Carolina Fieldhouse	—	JA
1-13-31	W	38	8	home, Indoor Athletic Court	—	JA
2-25-33	L (2ot)	32	34	Raleigh, Mem. Auditorium, SoCon	—	GS
2-21-34	L	30	45	home, Indoor Athletic Court	—	GS
2-9-35	W	32	31	away, Carolina Fieldhouse	—	GS
2-20-35	W	42	17	home, Indoor Athletic Court	—	GS
2-28-35	W	46	25	Raleigh, Mem. Auditorium, SoCon	—	GS
1-20-36	W	38	18	home, Indoor Athletic Court	—	WS
2-1-36	W	43	41	away, Carolina Fieldhouse	—	WS
1-17-42	L	36	38	away, Carolina Fieldhouse	—	BL
2-20-43	W	50	27	home, Woollen Gym	—	BL
12-16-44	L	27	38	away, Carolina Fieldhouse	—	BL
1-6-45	L	40	41	home, Woollen Gym	—	BC
2-23-45	W	39	26	Raleigh, Mem. Auditorium, SoCon	—	BC
12-21-45	W	56	32	home, Woollen Gym	—	BC
1-19-46	W	52	31	away, Carolina Fieldhouse	—	BC
1-28-47	W	50	49	home, Woollen Gym	—	TS
2-17-47	W	53	47	away, Carolina Fieldhouse	—	TS
3-7-47	W	58	33	Durham, Duke Indoor Stadium, SoCon	—	TS
1-6-47	W	63	45	home, Woollen Gym	—	TS
2-21-49	W	62	48	away, Carolina Fieldhouse	—	TS
1-18-50	W	64	42	home, Woollen Gym	—	TS
2-9-51	L	65	66	away, Carolina Fieldhouse	—	TS
2-12-52	L	68	75	home, Woollen Gym	—	TS
2-13-53	W	76	72	away, Carolina Fieldhouse	—	FM
12-12-53	W	82	56	home, Woollen Gym	—	FM
12-9-54	W	88	67	home, Woollen Gym	-/13	FM
1-14-55	W	73	64	away, Carolina Fieldhouse	—	FM
12-10-55	W	92	75	home, Woollen Gym	—	FM
1-13-56	W	75	73	Charlotte Coliseum	9/-	FM
12-15-56	W	90	86	away, Carolina Fieldhouse	6/-	FM
2-22-57	W	75	62	home, Woollen Gym	1/-	FM
3-9-57	W	95	75	Raleigh, Reynolds, ACC	1/-	FM
12-14-57	W	70	58	home, Woollen Gym	1/-	FM
2-1-58	W	115	88	away, Carolina Fieldhouse	7/-	FM
12-16-58	W	70	57	away, Carolina Fieldhouse	13/-	FM
1-31-59	W	62	50	Charlotte Coliseum, North-South	2/-	FM
12-5-59	W	93	56	home, Woollen Gym	—	FM
2-20-60	L	81	85	Charlotte Coliseum, North-South	19/-	FM
2-8-61	L	82	89	away, Carolina Fieldhouse	6/-	FM
2-17-61	W	92	68	Charlotte Coliseum, North-South	7/-	FM
1-15-62	W	83	71	home, Woollen Gym	—	DES
2-17-62	L	82	97	Charlotte Coliseum, North-South	—	DES

3-1-62	L	55	57	Raleigh, Reynolds, ACC	—	DES
12-8-62	W	75	65	away, Carolina Fieldhouse	—	DES
2-15-63	W	78	74	Charlotte Coliseum, North-South	—	DES
2-28-63	W	93	76	Raleigh, Reynolds, ACC	—	DES
12-2-63	W	92	87	home, Woollen Gym	—	DES
2-15-64	W	84	81	Charlotte Coliseum, North-South	—	DES
3-5-64	W	80	63	Raleigh, Reynolds, ACC	—	DES
12-5-64	W	82	71	away, Carolina Fieldhouse	13/-	DES
2-19-65	W	76	63	Charlotte Coliseum, North-South	—	DES
2-7-66	W	104	70	home, Carmichael	—	DES
2-19-66	W	83	71	Charlotte Coliseum, North-South	—	DES
2-17-67	W	80	55	Charlotte Coliseum, North-South	4/-	DES
3-1-67	L	57	70	away, Carolina Fieldhouse	3/-	DES
2-17-68	W	84	80	Charlotte Coliseum, North-South	3/-	DES
2-28-68	L	86	87	home, Carmichael	3/-	DES
3-8-68	W	82	79	Charlotte Coliseum, ACC	5/-	DES
2-14-69	L	66	68	Charlotte Coliseum, North-South	2/-	DES
2-26-69	W	68	62	away, Carolina Coliseum	2/8	DES
1-5-70	L	52	65	away, Carolina Coliseum	4/3	DES
2-21-70	L	62	79	home, Carmichael	13/4	DES
1-4-71	W	79	64	home, Carmichael	-/2	DES
2-20-71	L	66	72	away, Carolina Coliseum	8/7	DES
3-13-71	L	51	52	Greensboro Coliseum, ACC	13/6	DES
3-16-72	W	92	69	Morgantown, WVU Coliseum, NCAAE	2/6	DES
11-30-90	L	74	76	Charlotte Coliseum, Diet Pepsi	4/-	DES
12-4-92	W	108	67	Charlotte Coliseum, Diet Pepsi	7/-	DES
12-2-94	W	95	58	Charlotte Coliseum, Diet Pepsi	2/-	DES
12-7-96	W	86	75	Charlotte Coliseum, Harris Teeter	14/-	DES
11-25-11	W	87	62	Las Vegas Inv., Orleans Arena	1/-	RW

SOUTH CAROLINA STATE (UNC 1-0)

Date	W-L	NC	SCST	Site	Rank	Coach
11-20-07	W	110	64	home, Smith Ctr., Las Vegas Inv.	1/-	RW

SOUTH FLORIDA (UNC 6-0)

Date	W-L	NC	USF	Site	Rank	Coach
2-3-75	W	79	72	home, Carmichael	10/-	DES
12-22-75	W	70	64	away, Curtis Hixon Hall	4/-	DES
2-16-77	W	100	65	home, Carmichael	13/-	DES
12-3-79	W	93	62	St. Petersburg, Bayfront Arena	6/-	DES
12-13-80	W	73	64	Greensboro Coliseum	10/-	DES
12-12-81	W	75	39	home, Carmichael	1/-	DES

SOUTHERN (UNC 1-0)

Date	W-L	NC	SU	Site	Rank	Coach
3-17-89	W	93	79	Atlanta, Omni, NCAAE	5/-	DES

SOUTHERN CALIFORNIA (UNC 8-1)

Date	W-L	NC	USC	Site	Rank	Coach
12-27-51	W	49	45	Raleigh, Reynolds, Dixie Classic	—	TS
12-27-54	W	67	58	Raleigh, Reynolds, Dixie Classic	-/13	FM
11-30-81	W	73	62	Greensboro Coliseum	1/-	DES
11-27-87	W	82	77	Richmond, Robins Center Central Fidelity Classic	3/-	DES
12-6-96	W	99	84	Charlotte Coliseum, Harris Teeter	14/-	DES
11-22-99	W	82	65	Maui Invitational, Lahaina CC	4/-	BG
11-28-04	W	97	65	home, Smith Center	11/-	RW
12-21-05	L	59	74	away, LA Sports Arena	17/-	RW
3-23-07	W	74	64	Meadowlands, NCAAE	4/23	RW

SOUTHERN METHODIST (UNC 2-1)

Date	W-L	NC	SMU	Site	Rank	Coach
1-13-85	L	82	84	Greensboro Coliseum	5/4	DES
12-30-86	W (ot)	88	86	away, Reunion Arena Dallas Morning News Classic	4/-	DES
12-12-87	W	90	74	home, Smith Center	5/-	DES

SOUTHWEST MISSOURI STATE (UNC 1-0)

Date	W-L	NC	SMSU	Site	Rank	Coach
3-15-90	W	83	70	Austin, Erwin Center, NCAAmw	—	DES

SOUTHWESTERN LOUISIANA (UNC 1-0)

Date	W-L	NC	USL	Site	Rank	Coach
12-28-92	W	80	59	Honolulu, Blaisdell, Rainbow Classic	5/-	DES

STANFORD (UNC 13-0)

Date	W-L	NC	SU	Site	Rank	Coach
12-28-67	W	87	78	Portland, Mem. Col., Far West Classic	5/-	DES
12-30-77	W	92	61	Honolulu, Blaisdell, Rainbow Classic	2/-	DES
12-3-83	W	88	75	away, Stanford Invitational	2/-	DES
12-20-85	W	89	55	home, Carmichael	1/-	DES
11-28-88	W	87	76	home, Smith Center	5/-	DES
12-30-90	W	71	60	Orlando Arena, Red Lobster Classic	7/-	DES
12-2-95	W	87	63	Charlotte Coliseum, Diet Pepsi	17/16	DES
11-27-98	W	57	49	New York, MSG, preNIT	9/3	BG
3-19-00	W	60	53	Birmingham, Jefferson CC, NCAAs	-/3	BG



11-29-02	W	74	57	New York, MSG, preNIT	—	MD
11-20-17	W	96	72	away, Maples Pavilion	9/-	RW
11-2-18	W	90	72	home, Smith Center	7/-	RW
12-1-20	W	67	63	Asheville, Civic Center, Camping World Maui Invitational	14/-	RW

UNC Bests vs. Stanford

Points: 29 by Joel Berry II, 11/20/17
3FGs: 6 by Kenny Williams, 11/20/17
Rebounds: 13 by Warren Martin, 12/20/85; by Scott Williams, 11/28/88
Assists: 10 by Ed Cota, 3/19/00 in Birmingham, Ala. ^
Blocked Shots: 9 by Warren Martin, 12/20/85
Steals: 4 by Steve Hale, 12/20/85

Most Stanford Points vs. UNC: 22 by John Revelli, Dec. 3, 1983

STETSON (UNC 3-0)

Date	W-L	NC	SU	Site	Rank	Coach
1-13-85	W	85	71	Orlando Civic Center	9/-	DES
12-3-86	W	100	64	home, Smith Center	1/-	DES
12-3-87	W	86	74	home, Smith Center	1/-	DES

SYRACUSE (UNC 16-6)

Date	W-L	NC	SU	Site	Rank	Coach
3-16-57	W	67	58	Philadelphia, Palestra, NCAAe	1/-	FM
3-20-75	L	76	78	Providence Civic Center, NCAAe	6/20	DES
1-8-83	W	87	64	Charlotte Coliseum	18/9	DES
12-10-83	W	87	64	away, Carrier Dome	1/-	DES
3-21-87	L	75	79	Meadowlands, NCAAe	2/10	DES
11-21-87	W (ot)	96	93	Springfield CC, Hall of Fame game	3/1	DES
11-20-09	L	71	87	NY, MSG, Coaches vs Cancer	6/-	RW
1-11-14	L	45	57	away, Carrier Dome	-/2	RW
1-26-15	W	93	83	home, Smith Center	13/-	RW
1-9-16	W	84	73	away, Carrier Dome	6/-	RW
2-29-16	W	75	70	home, Smith Center	8/-	RW
4-2-16	W	83	66	NRG Stadium, Houston, NCAA FF	3/-	RW
1-16-17	W	85	68	home, Smith Center	9/-	RW
2-21-18	W	78	74	away, Carrier Dome	10/-	RW
3-7-18	W	78	59	Barclays Center, Brooklyn, ACC	12/-	RW
2-26-19	W	93	85	home, Smith Center	5/-	RW
2-29-20	W	92	79	away, Carrier Dome	—	RW
3-11-20	L	53	81	Greensboro Coliseum, ACC	—	RW
1-12-21	W	81	75	home, Smith Center	—	RW
3-1-21	L	70	72	away, Carrier Dome	—	RW
2-28-22	W (ot)	88	79	home, Smith Center	—	HD
1-24-23	W	72	68	away, Carrier Dome	—	HD

(individual series highs on pages 168, 170 and 173)

UNC at home/Smith Center— 6-0; UNC on the road/Carrier Dome— 5-2; UNC at neutral sites— 5-4; Dean Smith vs. Syracuse— 3-2; Roy Williams vs. Syracuse— 10-4; Hubert Davis vs. Syracuse— 2-0; UNC Largest Win— 23 (87-64, 1982-83, and 87-64, 1983-84); UNC Largest Loss— 28 (53-81, 2019-20); UNC Most Points— 96, 96-83, 1987-88)

TEMPLE (UNC 4-3)

Date	W-L	NC	TU	Site	Rank	Coach
1-17-48	L	51	61	away, Convention Hall	—	TS
1-6-51	L	67	70	away	—	TS
1-19-52	W	70	65	away, Convention Hall	—	TS
3-17-84	W	77	66	Charlotte Coliseum, NCAAe	1/20	DES
2-21-88	L	66	83	home, Smith Center	5/1	DES
3-24-91	W	75	72	Meadowlands, NCAAe	4/-	DES
11-13-15	W	91	67	Annapolis, Alumni Hall, Veterans Day Classic	1/-	RW

UNC Bests vs. Temple

Points: 27 by Michael Jordan, 3/17/84 in Charlotte ^
Rebounds: 14 by Sam Perkins, 3/17/84 in Charlotte ^
Assists: 7 by King Rice, 3/24/91 in East Rutherford, N.J. ^; by Jeff Lebo, 2/21/88

Most Temple Points vs. UNC: 31 by Mark Macon, 3/24/91 in East Rutherford, N.J. ^

TENNESSEE (UNC 10-2)

Date	W-L	NC	UT	Site	Rank	Coach
2-21-11	W	40	21	home, Bynum Gym	—	NC
2-25-27	W	32	17	Atlanta, Municipal Auditorium, SoCon	—	JA
1-5-29	W	28	26	away, Alumni Gym	—	JA
2-26-32	W	35	25	Atlanta, Municipal Auditorium, SoCon	—	GS
1-5-48	W	52	43	home, Woollen Gym	—	TS
1-31-49	L	56	84	away, Alumni Gym	—	TS
3-24-00	W	74	69	Austin, Erwin Center, NCAAs	-/11	BG
11-23-04	W	94	81	Maui Invitational, Lahaina CC	11/-	RW
11-24-06	W	101	87	New York, MSG, preNIT	2/22	RW
12-11-16	W	73	71	home, Smith Center	7/-	RW
12-17-17	W	78	73	away, Thompson-Boling Arena	7/20	RW
11-21-21	L	72	89	Uncasville, Conn., Mohegan Sun Hall of Fame Tipoff	18/17	HD

TENNESSEE STATE (UNC 1-0)

Date	W-L	NC	TSU	Site	Rank	Coach
11-22-2011	W	102	69	home, Smith Ctr., Las Vegas Inv.	1/-	RW

TENNESSEE TECH (UNC 2-0)

Date	W-L	NC	TT	Site	Rank	Coach
12-12-99	W	85	59	home, Smith Center	7/-	BG
11-16-18	W	108	58	home, Smith Center (Las Vegas Inv.)	7/-	R W

TEXAS (UNC 3-9)

Date	W-L	NC	UT	Site	Rank	Coach
12-5-92	W	104	68	Charlotte Coliseum, Diet Pepsi	7/-	DES
11-26-94	W	96	92	home, Smith Center	2/-	DES
12-30-95	L	72	74	away, Erwin Center	11/-	DES
3-20-04	L	75	78	Denver, Pepsi Center, NCAAs	18/12	RW
12-19-09	L	90	103	Arlington, Dallas Cowboys Stadium	10/2	RW
12-18-10	L	76	78	Greensboro Coliseum	-/22	RW
12-21-11	W	82	63	home, Smith Center	5/-	RW
12-19-12	L	67	85	away, Erwin Center	23/-	RW
12-18-13	L	83	86	home, Smith Center	14/-	RW
12-12-15	L	82	84	away, Erwin Center	3/-	RW
11-22-18	L	89	92	Las Vegas, Orleans Arena, LVI	7/-	RW
12-2-21	L	67	69	Asheville, Civic Center, Camping World Maui Inviational	14/17	RW

UNC at home/Smith Center— 2-1; UNC in Austin— 0-3; UNC at neutral sites— 1-5; Dean Smith vs. Texas— 2-1; Roy Williams vs. Texas— 1-8; UNC Largest Win— 36 (104-68, 1992-93); UNC Largest Loss— 18 (67-85, 2012-13); UNC Most Points— 104 (104-68, 1992-93)

UNC Bests vs. Texas

Points: 33 by Coby White, 11/22/18 at Las Vegas
3FG: 7 by Coby White, 11/22/18 at Las Vegas
Rebounds: 15 by Antawn Jamison, 12/30/95
Assists: 9 by Kendall Marshall, 12/21/11
Blocked Shots: 4 by Ed Davis, 12/19/09 in Arlington, Texas
Steals: 6 by James Michael McAdoo, 12/19/09 in Arlington, Texas

Most Texas Points vs. UNC: 32 by Kerwin Roach II, 11/22/18 in Las Vegas

TEXAS A&M (UNC 2-2)

Date	W-L	NC	TAMU	Site	Rank	Coach
3-9-80	L (2ot)	61	78	Denton, NTSU Super Pit, NCAAmw	15/-	DES
12-9-00	W	82	60	Houston, Compaq Center	14/-	MD
12-30-01	W	96	62	home, Smith Center	—	MD
3-18-18	L	65	86	Charlotte, Spectrum Center, NCAAw	10/-	RW

TEXAS-PAN AMERICAN (UNC 1-0)

Date	W-L	NC	UTPA	Site	Rank	Coach
12-18-82	W	106	50	Tulsa, Mabee Center, Oil City Classic	17/-	DES

TEXAS SOUTHERN (UNC 1-0)

Date	W-L	NC	TSU	Site	Rank	Coach
3-17-2017	W	103	64	Greenville, S.C., Bon Secours Wellness Arena, NCAAs	5/-	RW

TEXAS TECH (UNC 2-1)

Date	W-L	NC	TTU	Site	Rank	Coach
12-29-77	W	88	76	Honolulu, Blaisdell, Rainbow Classic	2/-	DES
12-28-82	W	79	47	Honolulu, Blaisdell, Rainbow Classic	—	DES
3-17-96	L	73	92	Richmond Coliseum, NCAAe	25/8	DES

TOWSON STATE (UNC 3-0)

Date	W-L	NC	TSU	Site	Rank	Coach
12-22-88	W	102	74	Hershey, Pa., Hershey Park Arena	8/-	DES
12-3-89	W	87	70	home, Smith Center	12/-	DES
11-30-91	W	98	88	home, Smith Center	6/-	DES

TULANE (UNC 16-1)

Date	W-L	NC	TU	Site	Rank	Coach
3-3-25	W	36	28	Atlanta, Municipal Auditorium, SoCon	—	MM
12-29-27	W	23	21	away	—	JA
12-30-27	L	19	20	away	—	JA
12-31-27	W	38	8	away	—	JA
12-16-63	W	109	81	away, Tulane Gym	—	DES
12-10-64	W	111	74	home, Woollen Gym	—	DES
12-9-66	W	92	69	home, Carmichael	8/-	DES
12-20-69	W	96	87	away, Tulane Gym	7/-	DES
1-2-71	W	101	79	Charlotte Coliseum	—	DES
2-14-76	W (4ot)	113	106	away, Superdome	3/-	DES
2-12-77	W	106	94	Greensboro Coliseum	14/-	DES
12-23-77	W	108	103	away, Superdome	3/-	DES
11-20-82	W (3ot)	70	68	home, Carmichael	3/-	DES
12-1-95	W	89	71	Charlotte Coliseum, Diet Pepsi	17/-	DES
12-16-15	W	96	72	home, Smith Center	11/-	RW
11-11-16	W	95	75	away, Smoothie King Center	7/-	RW
12-3-17	W	97	73	home, Smith Center	13/-	RW

TULSA (UNC 3-1)

Date	W-L	NC	UT	Site	Rank	Coach
12-3-81	W	78	70	home, Carmichael	1/9	DES
12-17-82	L	74	84	away, Mabee Center, Oil City Classic	17/-	DES
3-26-00	W	59	55	Austin, Erwin Center, NCAAs	-18	BG
11-11-00	W	91	81	home, Smith Center, NABC	6/-	MD

UCLA (UNC 11-3)

Date	W-L	NC	UCLA	Site	Rank	Coach
3-23-68	L	55	78	LA Sports Arena, NCAA FF	4/2	DES
11-24-85	W	107	70	home, Carmichael	2/-	DES
12-1-86	L	84	89	away, Pauley Pavilion	1/-	DES
1-2-88	W	80	73	away, Pauley Pavilion	4/-	DES
12-19-88	W	104	78	home, Smith Center	8/20	DES
3-19-89	W	88	81	Atlanta, Omni, NCAAs	5/-	DES
11-27-97	W	109	68	Anchorage, Sullivan Arena Great Alaska Shootout	4/7	BG
1-15-00	L	68	71	home, Smith Center	13/-	BG
12-23-00	W	80	70	away, Pauley Pavilion	15/-	MD
11-27-14	W	78	56	Bahamas, Battle 4 Atlantis	5/22	RW
12-19-15	W	89	76	Brooklyn, Barclays Ctr, CBS Classic	11/22	RW
11-23-18	W	94	78	Las Vegas, Orleans Arena, LVI	7/17	RW
12-21-19	W	74	64	Las Vegas, T-Mobile Arena, CBS Classic	—	RW
3-25-22	W	73	66	Philadelphia, Wells Fargo Center, NCAAs	-11	HD

UNC at home vs. UCLA- 2-1; UNC at Smith Center- 1-1; UNC at Pauley Pavilion- 2-1; UNC vs. UCLA in LA Sports Arena- 0-1; UNC in neutral sites- 7-0; UNC Largest Win- 41 (109-68, 1997-98); UNC Largest Loss- 23 (55-78, 1967-68); UNC Most Points- 109 (109-68, 1997-98)

UNC Bests vs. UCLA

Points: 31 by Brad Daugherty, 11/24/85
3FG: 6 by Caleb Love, 3/25/22 in Philadelphia^
Rebounds: 15 by Armando Bacot, 3/25/22 in Philadelphia^
Assists: 13 by Kenny Smith, 11/24/85
Blocked Shots: 3 by Scott Williams, 12/19/88; by Brendan Haywood, 1/15/2000
Steals: 5 by Ronald Curry, 12/23/2000

Most UCLA Points: 34 by Lew Alcindor, 3/23/68^

UNIVERSITY OF THE SOUTH (UNC 1-0)

Date	W-L	NC	US	Site	Rank	Coach
2-24-31	W	37	28	home, Indoor Athletic Court	—	JA

UTAH (UNC 7-2)

Date	W-L	NC	UU	Site	Rank	Coach
12-27-56	W	97	76	Raleigh, Reynolds, Dixie Classic	2/-	FM
12-30-65	W	90	85	Raleigh, Reynolds Coliseum	—	DES
12-29-67	W	86	84	Portland, Mem. Col., Far West Classic	5/7	DES
12-22-70	L	86	105	away, Huntsman Center	20/-	DES
12-28-72	W	73	61	Honolulu, Blaisdell, Rainbow Classic	11/-	DES
12-28-74	W	94	91	Greensboro Coliseum	8/-	DES
3-19-81	W	61	56	away, Huntsman Center NCAAw	6/14	DES
3-13-86	W	84	72	Ogden, Dee Events Center, NCAAw	8/-	DES
3-28-98	L	59	65	San Antonio, Alamodome, Final Four	1/7	BG



VALPARAISO (UNC 3-0)

Date	W-L	NC	VA	Site	Rank	Coach
12-30-07	W	90	58	home, Smith Center	1/-	RW
12-20-08	W	85	63	Chicago, United Center	1/-	RW
11-15-09	W	88	77	home, Smith Center	6/-	RW

VANDERBILT (UNC 6-4)

Date	W-L	NC	VU	Site	Rank	Coach
3-1-24	W	37	20	Atlanta, Municipal Auditorium, SoCon	—	NS
2-27-31	W	23	21	Atlanta, Municipal Auditorium, SoCon	—	JA
12-14-64	W	84	78	Greensboro Coliseum	-3	DES
12-11-65	L	72	81	away, Memorial Coliseum	-4	DES
12-9-67	L	76	89	away, Memorial Coliseum	5/8	DES
12-9-68	W	100	78	Charlotte Coliseum	2/12	DES
12-5-87	L	76	78	away, Memorial Coliseum	1/-	DES
12-7-88	W	89	77	home, Smith Center	8/-	DES
11-20-95	W	71	63	Maui Invitational, Lahaina CC	20/-	DES
11-21-10	L	65	72	San Juan, Puerto Rico Tip-Off	8/-	RW

VERMONT (UNC 4-0)

Date	W-L	NC	UV	Site	Rank	Coach
12-8-73	W	103	48	home, Carmichael	5/-	DES
12-19-02	W	80	54	home, Smith Center	23/-	MD
12-21-04	W	93	65	home, Smith Center	4/-	RW
3-16-12	W	77	58	Greensboro Coliseum, NCAAmw	4/-	RW



VILLANOVA (UNC 11-5)

Date	W-L	NC	VU	Site	Rank	Coach
12-29-55	W	86	63	Raleigh, Reynolds, Dixie Classic	4/-	FM
12-30-60	W	87	67	Raleigh, Reynolds, Dixie Classic	11/-	DES
12-27-68	W	69	61	New York, MSG, ECAC	2/8	DES
3-21-82	W	70	60	Raleigh, Reynolds, NCAAs	1/-	DES
2-13-83	L	53	56	home, Carmichael	1/12	DES
3-24-85	L	44	56	Birmingham, Jefferson CC, NCAAs	7/-	DES
11-25-89	W	78	68	Maui Invitational, Lahaina CC	7/-	DES
3-17-91	W	84	69	Syracuse, Carrier Dome, NCAAs	4/-	DES
1-19-92	W	76	64	home, Smith Center	14/-	DES
12-8-94	W	75	66	home, Smith Center	1/24	DES
11-22-95	L	75	77	Maui Invitational, Lahaina CC	20/3	DES
1-20-96	L	56	76	away, Spectrum	10/7	DES
3-25-05	W	67	66	Syracuse, Carrier Dome, NCAAs	2/19	RW
4-4-09	W	83	69	Detroit, Ford Field, NCAA FF	2/11	RW

3-22-13	W	78	71	Kansas City, Sprint Center, NCAAs	—	RW
4-4-16	L	74	77	Houston, NRG Stadium, NCAA FF	3/6	RW

UNC Bests vs. Villanova

Points: 35 by Lenny Rosenbluth, 12/29/55 in Raleigh
3FG: 5 by Wayne Ellington, 4/4/09 in Detroit^; by P.J. Hairston, 3/22/13 in Kansas City, Mo.^
Rebounds: 18 by Doug Moe, 12/30/60 in Raleigh
Assists: 10 by Jimmy Black, 3/21/82 in Raleigh^
Blocked Shots: 5 by Kevin Salvadori, 1/19/92
Steals: 5 by George Lynch, 1/19/92

Most Villanova Points vs. UNC: 28 by Randy Foye, 3/25/05 in Syracuse, N.Y.^

VIRGINIA (UNC 134-62)

Date	W-L	NC	VA	Site	Rank	Coach
2-24-11	L	15	18	home, Bynum Gym	—	NC
3-1-11	L	16	24	away, Fayerweather Gymnasium	—	NC
2-10-13	L	19	30	Raleigh Auditorium	—	NC
2-9-14	L	27	67	Raleigh Auditorium	—	NC
3-4-14	L	23	56	away, Fayerweather Gymnasium	—	NC
2-8-15	L (ot)	29	30	Raleigh, Raleigh Auditorium	—	CD
2-18-15	L	26	43	away, Fayerweather Gymnasium	—	CD
2-7-16	L	24	30	Richmond	—	CD
2-24-17	W	35	24	Lynchburg	—	HP
2-19-18	L	35	45	Lynchburg	—	HP
2-15-19	L	29	40	away, Fayerweather Gymnasium	—	none
2-27-19	L	21	31	Richmond	—	none
2-7-20	L	25	40	away, Fayerweather Gymnasium	—	FB
2-27-20	L	31	37	Raleigh Auditorium	—	FB
2-1-21	W	28	26	away, Fayerweather Gymnasium	—	FB
2-26-21	W	43	12	home, Bynum Gym	—	FB
2-20-22	L (ot)	29	31	away, Fayerweather Gymnasium	—	none
2-24-23	W	39	16	home, Bynum Gym	—	none
2-9-24	W	33	20	away, Fayerweather Gymnasium	—	NS
2-21-25	W	26	15	home, Indoor Athletic Court	—	MM
2-4-26	W	47	16	away, Memorial Gymnasium	—	HS
2-27-26	W	25	23	Atlanta, Municipal Auditorium, SoCon	—	HS
2-4-27	W	42	13	home, Indoor Athletic Court	—	JA
1-23-28	W	37	21	home, Indoor Athletic Court	—	JA
2-6-28	W	26	22	away, Memorial Gymnasium	—	JA
1-29-29	W	29	20	home, Indoor Athletic Court	—	JA
2-7-29	W	40	25	away, Memorial Gymnasium	—	JA
2-7-30	W	40	37	away, Memorial Gymnasium	—	JA
2-7-31	W	28	24	away, Memorial Gymnasium	—	JA
2-8-32	W (ot)	26	24	away, Memorial Gymnasium	—	GS
1-19-34	W	44	35	home, Indoor Athletic Court	—	GS
1-29-34	W	24	23	away, Memorial Gymnasium	—	GS
3-1-34	W	27	18	Raleigh, Mem. Auditorium, SoCon	—	GS
1-15-35	W	36	20	home, Indoor Athletic Court	—	GS
1-13-36	W	38	25	home, Indoor Athletic Court	—	WS
1-24-36	L (ot)	30	33	away, Memorial Gymnasium	—	WS
3-5-36	W	39	21	Raleigh, Mem. Auditorium, SoCon	—	WS
1-26-37	W	33	15	home, Indoor Athletic Court	—	WS
2-5-37	W	45	22	away, Memorial Gymnasium	—	WS
1-12-39	L	29	37	away, Memorial Gymnasium	—	WS
2-13-39	W	48	37	home, Woollen Gym	—	WS
2-5-40	L	25	44	Danville City Armory	—	BL
1-2-43	L	45	50	Lynchburg Armory	—	BL
1-5-44	L	36	39	away, Memorial Gymnasium	—	BL
1-13-45	W	42	35	Lynchburg Armory	—	BC
1-11-46	W	44	32	away, Memorial Gymnasium	—	BC
1-21-47	W	63	38	home, Woollen Gym	—	TS
1-16-54	W	78	66	home, Woollen Gym	—	FM
2-8-54	L	69	83	away, Memorial Gymnasium	—	FM
1-11-55	W	96	87	home, Woollen Gym	—	FM
2-11-55	L	73	98	Greensboro, Grimsley HS	—	FM
1-10-56	W	101	65	home, Woollen Gym	5/-	FM
2-11-56	W	83	72	away, Memorial Gymnasium	12/-	FM
3-1-56	W	81	77	Raleigh, Reynolds, ACC	8/-	FM
1-12-57	W	102	90	home, Woollen Gym	2/-	FM
2-11-57	W	68	59	away, Memorial Gymnasium	1/-	FM
1-9-58	W	82	66	home, Woollen Gym	3/-	FM
2-11-58	W	73	66	away, Memorial Gymnasium	7/-	FM
12-8-58	W	83	61	home, Woollen Gym	—	FM
2-25-59	L	68	69	away, Memorial Gymnasium	3/-	FM
1-16-60	W	78	57	Greensboro Coliseum	16/-	FM
2-25-60	W	97	58	home, Woollen Gym	—	FM
3-3-60	W	84	63	Raleigh, Reynolds, ACC	16/-	FM
12-6-60	W	81	47	home, Woollen Gym	—	FM
1-14-61	W	92	70	away, Memorial Gymnasium	7/-	FM
12-2-61	W	80	46	home, Woollen Gym	—	DES
1-13-62	W	100	71	Greensboro Coliseum	—	DES
1-19-63	W	86	81	away, Memorial Gymnasium	—	DES
2-20-63	W	85	73	home, Woollen Gym	—	DES
2-3-64	W	89	76	home, Woollen Gym	—	DES



2-24-64	L	64	79	away, Memorial Gymnasium	—	DES
1-16-65	W	87	80	away, Memorial Gymnasium	—	DES
2-23-65	W (2ot)	105	101	home, Woollen Gym	—	DES
1-15-66	L	69	70	away, University Hall	—	DES
2-22-66	W	81	79	home, Carmichael	—	DES
1-28-67	W	103	76	home, Carmichael	2/-	DES
2-7-67	W	79	75	away, University Hall	2/-	DES
2-6-68	W	108	64	home, Carmichael	3/-	DES
2-24-68	W	92	74	away, University Hall	3/-	DES
12-17-68	W	94	67	home, Carmichael	2/-	DES
2-4-69	W	99	76	away, University Hall	2/-	DES
12-16-69	W	80	76	away, University Hall	5/-	DES
2-3-70	W	87	72	home, Carmichael	9/-	DES
3-5-70	L	93	95	Charlotte Coliseum, ACC	—	DES
12-15-70	W	80	75	home, Carmichael	—	DES
2-27-71	W	75	74	away, University Hall	13/-	DES
3-12-71	W	78	68	Greensboro Coliseum, ACC	13/-	DES
1-15-72	W	85	79	away, University Hall	3/8	DES
2-26-72	W	91	78	home, Carmichael	5/13	DES
1-25-73	L	78	84	home, Carmichael	3/-	DES
2-24-73	W	76	68	away, University Hall	6/-	DES
1-12-74	W	87	75	away, University Hall	5/-	DES
2-23-74	W	94	61	home, Carmichael	6/-	DES
1-22-75	W	85	70	home, Carmichael	14/-	DES
2-22-75	L	62	65	away, University Hall	13/-	DES
1-10-76	W	85	82	away, University Hall	6/-	DES
2-21-76	W	73	71	home, Carmichael	3/-	DES
3-6-76	L	62	67	Landover, Capital Centre, ACC	4/-	DES
1-8-77	W	91	67	home, Carmichael	5/-	DES
2-20-77	W	66	64	away, University Hall	13/-	DES
3-5-77	W	75	69	Greensboro Coliseum, ACC	6/-	DES
1-7-78	W	76	61	away, University Hall	2/13	DES
2-18-78	W	71	54	home, Carmichael	11/-	DES
1-6-79	W (2ot)	86	74	home, Carmichael	3/-	DES
2-17-79	W	66	57	away, University Hall	4/-	DES
1-5-80	L	82	88	away, University Hall	6/13	DES
2-16-80	W	68	51	home, Carmichael	11/-	DES
1-10-81	L	57	63	away, University Hall	16/10	DES
2-3-81	L (ot)	79	80	home, Carmichael	12/1	DES
3-28-81	W	78	65	Philadelphia Spectrum, NCAA FF	6/5	DES
1-9-82	W	65	60	home, Carmichael	1/2	DES
2-3-82	L	58	74	away, University Hall	2/3	DES
3-7-82	W	47	45	Greensboro Coliseum, ACC	1/3	DES
1-15-83	W	101	95	away, University Hall	11/2	DES
2-10-83	W	64	63	home, Carmichael	1/3	DES
1-18-84	W	69	66	home, Carmichael	1/-	DES
2-9-84	W	85	72	away, University Hall	1/-	DES
1-12-85	W	65	61	away, University Hall	5/-	DES
2-7-85	W	82	73	home, Carmichael	15/-	DES
1-30-86	L	73	86	away, University Hall	1/-	DES
2-26-86	W	85	79	home, Smith Center	3/-	DES
1-14-87	W	95	80	away, University Hall	3/-	DES
2-8-87	W (ot)	74	73	home, Smith Center	3/-	DES
3-7-87	W (2ot)	84	82	Landover, Capital Centre, ACC	2/-	DES
1-16-88	W	87	62	home, Smith Center	2/-	DES
2-14-88	W	64	58	away, University Hall	6/-	DES
1-15-89	L	83	106	away, University Hall	8/-	DES
2-12-89	W	85	67	home, Smith Center	6/-	DES



3-10-18	L	63	71	Barclays Center, Brooklyn, ACC	12/1	RW
2-11-19	L	61	69	home, Smith Center	8/4	RW
12-8-19	L	47	56	away, John Paul Jones Arena	7/5	RW
2-15-20	L	62	64	home, Smith Center	—	RW
2-13-21	L	48	60	away, John Paul Jones Arena	-/9	RW
1-8-22	W	74	58	home, Smith Center	—	HD
3-10-22	W	63	43	Barclays Center, Brooklyn, ACC	25/-	HD
1-10-23	L	58	65	away, John Paul Jones Arena	-/13	HD
2-25-23	W	71	63	home, Smith Center	-/6	HD
3-9-23	L	59	68	Greensboro Coliseum, ACC	-/13	HD

(individual series highs on pages 168, 170 and 173)

UNC at home— 68-9 (26-6 at Smith Center, 18-2 at Carmichael Auditorium, 14-0 at Woollen Gym, 8-0 at Indoor Athletic Court, 2-1 at Bynum Gymnasium); **UNC on the road**— 44-38 (4-8 at John Paul Jones Arena, 23-18 at University Hall, 15-6 at Memorial Gymnasium, 2-6 at Fayerweather Gymnasium); **UNC at neutral sites**— 22-15 (8-2 in Greensboro 18-0 in Greensboro Coliseum, 0-1 at Grimsley High School), 4-4 in Raleigh, 3-2 in Charlotte, 2-2 in Lynchburg, 1-0 in Atlanta, 1-0 in Washington, D.C., 1-1 in Brooklyn, 1-1 in Landover, 1-0 in Philadelphia, 0-1 in Danville, 0-2 in Richmond; **Dean Smith vs. Virginia**— 66-18; **Bill Guthridge vs. Virginia**— 4-2; **Matt Doherty vs. Virginia**— 2-4; **Roy Williams vs. Virginia**— 16-14; **Hubert Davis vs. Virginia**— 3-2; **UNC in Overtime**— 6-5; **UNC Largest Win**— 45 (99-54, 2005-06); **UNC Largest Loss**— 40 (27-67, 1913-14); **UNC Most Points**— 110 (2004-05)

VIRGINIA MILITARY INSTITUTE (UNC 36-4)

Date	W-L	NC	VMI	Site	Rank	Coach
2-28-14	L	29	37	away	—	NC
2-17-15	L	24	28	away	—	CD
2-12-16	W (ot)	25	23	away	—	CD
2-22-17	W	33	22	home, Bynum Gym	—	HP
2-27-17	L	34	47	away	—	HP
2-18-19	W	42	28	away	—	none
2-3-21	L	23	38	away	—	FB
2-17-22	W	31	26	away	—	none
1-30-23	W	26	20	away	—	none
2-2-24	W	40	25	away	—	NS
2-5-25	W	31	19	away	—	MM
2-10-26	W	39	22	away	—	HS
2-5-27	W	33	14	away	—	JA
2-23-29	W	32	19	home, Indoor Athletic Court	—	JA
2-6-31	W	42	13	away	—	JA
2-21-31	W	30	21	home, Indoor Athletic Court	—	JA
1-27-33	W	36	17	home, Indoor Athletic Court	—	GS
2-6-33	W	32	29	away, Cormack Field House	—	GS
1-12-34	W	38	18	away, Cormack Field House	—	GS
1-17-34	W	37	11	home, Indoor Athletic Court	—	GS
1-11-35	W	24	19	away, Cormack Field House	—	GS
2-21-35	W	33	20	home, Indoor Athletic Court	—	GS
1-23-36	W	43	21	away, Cormack Field House	—	WS
2-28-36	W (ot)	35	31	home, Indoor Athletic Court	—	WS
1-11-37	W	56	29	away, Cormack Field House	—	WS
2-19-37	W	44	32	home, Indoor Athletic Court	—	WS
1-14-38	W	31	17	away, Cormack Field House	—	WS
2-15-38	W	48	22	home, Indoor Athletic Court	—	WS
1-13-39	W	35	28	away, Cormack Field House	—	WS
2-4-39	W	43	41	home, Woollen Gym	—	WS
1-19-40	W	53	24	home, Woollen Gym	—	BL
1-11-41	W	56	30	away, Cormack Field House	—	BL
1-30-42	W	49	28	home, Woollen Gym	—	BL
1-29-43	W	37	35	Lynchburg	—	BL
1-20-44	W	50	22	Lynchburg	—	BL
1-8-53	W	79	62	away, Cormack Field House	—	FM
1-14-53	W	97	58	home, Woollen Gym	—	FM
12-17-94	W	129	89	home, Smith Center	1/-	DES
2-22-96	W	99	76	home, Smith Center	17/-	DES
12-15-96	W	105	61	away, Cameron Hall	11/-	DES

VIRGINIA TECH (UNC 72-17)

Date	W-L	NC	VT	Site	Rank	Coach
2-15-1912	L	28	37	home, Bynum Gym	—	NC
2-25-1913	W	29	9	home, Bynum Gym	—	NC
2-8-1916	L	27	44	Roanoke	—	CD
2-13-1917	W	31	23	home, Bynum Gym	—	HP
2-28-1917	L	22	30	Roanoke	—	HP
2-19-1919	L	14	37	away, Fieldhouse	—	none
2-20-1919	L	22	28	Roanoke	—	none
2-26-25	W	42	13	Atlanta, Municipal Auditorium, SoCon	—	MM
2-3-27	W	36	22	home, Indoor Athletic Court	—	JA
1-31-29	W	33	27	home, Indoor Athletic Court	—	JA
2-5-30	W	30	21	away, War Memorial Gymnasium	—	JA
2-21-30	W	41	23	home, Indoor Athletic Court	—	JA
1-23-31	L	28	31	home, Indoor Athletic Court	—	JA
2-5-31	W	30	24	away, War Memorial Gymnasium	—	JA
1-15-32	W	38	26	home, Indoor Athletic Court	—	GS
2-5-32	W	31	20	away, War Memorial Gymnasium	—	GS
1-13-33	W	58	26	home, Indoor Athletic Court	—	GS

1-13-90	W	92	70	home, Smith Center	—	DES
2-14-90	L	80	81	away, University Hall	—	DES
3-9-90	L (ot)	85	92	Charlotte Coliseum, ACC	—	DES
1-12-91	W (2ot)	89	86	away, University Hall	5/13	DES
2-9-91	W	77	58	home, Smith Center	9/11	DES
3-9-91	W	76	71	Charlotte Coliseum, ACC	7/-	DES
1-25-92	W	77	56	home, Smith Center	10/-	DES
2-19-92	L	73	86	away, University Hall	4/-	DES
1-20-93	W	80	58	home, Smith Center	3/7	DES
2-21-93	W	78	58	away, University Hall	3/23	DES
3-13-93	W	74	56	Charlotte Coliseum, ACC	1/-	DES
1-19-94	L	77	81	away, University Hall	4/-	DES
2-19-94	W	69	56	home, Smith Center	2/-	DES
3-13-94	W	73	66	Charlotte Coliseum, ACC	4/-	DES
1-18-95	W	79	76	home, Smith Center	3/18	DES
2-19-95	L	71	73	away, University Hall	2/16	DES
1-17-96	W	67	53	away, University Hall	10/-	DES
2-17-96	W	71	66	home, Smith Center	17/-	DES
1-11-97	L	63	75	away, University Hall	13/-	DES
2-8-97	W	81	57	home, Smith Center	20/-	DES
3-7-97	W	78	68	Greensboro Coliseum, ACC	5/-	DES
1-10-98	W	81	73	home, Smith Center	1/-	BG
2-11-98	W	60	45	away, University Hall	1/-	BG
1-21-99	W	71	47	home, Smith Center	10/-	BG
2-20-99	W	67	66	away, University Hall	14/-	BG
1-18-00	L	85	87	away, University Hall	20/-	BG
2-20-00	L	76	90	home, Smith Center	—	BG
1-24-01	W	88	81	home, Smith Center	5/13	MD
2-25-01	L	66	86	away, University Hall	2/9	MD
1-12-02	L	67	71	home, Smith Center	-/7	MD
2-12-02	L	63	73	away, University Hall	-/10	MD
1-11-03	L	72	79	away, University Hall	—	MD
2-12-03	W	81	67	home, Smith Center	—	MD
1-26-04	W	96	77	home, Smith Center	7/-	RW
2-24-04	L	72	74	away, University Hall	12/-	RW
1-29-05	W	110	76	away, University Hall	3/-	RW
2-16-05	W	85	61	home, Smith Center	4/-	RW
1-19-06	L	68	72	away, University Hall	24/-	RW
3-1-06	W	99	54	home, Smith Center	13/-	RW
3-10-06	W	79	67	Greensboro Coliseum, ACC	10/-	RW
1-10-07	W	79	69	home, Smith Center	1/-	RW
2-12-08	W	75	74	away, John Paul Jones Arena	5/-	RW
1-15-09	W	83	61	away, John Paul Jones Arena	5/-	RW
2-7-09	W	76	61	home, Smith Center	3/-	RW
1-31-10	L	60	75	home, Smith Center	—	RW
1-8-11	W	62	56	away, John Paul Jones Arena	—	RW
2-11-12	W	70	52	home, Smith Center	5/19	RW
2-25-12	W	54	51	away, John Paul Jones Arena	7/25	RW
1-6-13	L	52	61	away, John Paul Jones Arena	—	RW
2-16-13	W	93	81	home, Smith Center	—	RW
1-20-14	L	61	76	away, John Paul Jones Arena	—	RW
2-2-15	L	64	75	home, Smith Center	12/3	RW
3-13-15	W	71	67	Greensboro Coliseum, ACC	19/3	RW
2-27-16	L	74	79	away, John Paul Jones Arena	7/3	RW
3-12-16	W	61	57	Verizon Center, Washington, DC, ACC	7/4	RW
2-18-17	W	65	41	home, Smith Center	10/14	RW
2-27-17	L	43	53	away, John Paul Jones Arena	5/23	RW
1-6-18	L	49	61	away, John Paul Jones Arena	12/8	RW

2-24-33	W	32	27	Raleigh, Mem. Auditorium, SoCon	—	GS
1-11-34	W	31	14	away, War Memorial Gymnasium	—	GS
1-26-34	W	42	21	home, Indoor Athletic Court	—	GS
1-12-35	W	29	9	away, War Memorial Gymnasium	—	GS
1-28-35	W	29	13	home, Indoor Athletic Court	—	GS
1-10-36	W	40	21	away, War Memorial Gymnasium	—	WS
1-28-36	W	34	26	home, Indoor Athletic Court	—	WS
1-12-37	W	38	26	away, War Memorial Gymnasium	—	WS
2-16-37	W	41	25	home, Indoor Athletic Court	—	WS
1-13-38	W	38	32	away, War Memorial Gymnasium	—	WS
1-18-39	L	35	36	home, Woollen Gym	—	WS
1-11-40	W	46	25	Winston-Salem, Reynolds Gym	—	BL
1-31-41	W	60	35	home, Woollen Gym	—	BL
1-15-43	W	38	35	away, War Memorial Gymnasium	—	BL
1-22-44	W	42	29	home, Woollen Gym	—	BL
2-25-44	W	39	24	Raleigh, Mem. Auditorium, SoCon	—	BL
1-18-45	W	55	30	away, War Memorial Gymnasium	—	BC
1-24-45	W	60	28	home, Woollen Gym	—	BC
1-12-46	W	48	40	away, War Memorial Gymnasium	—	BC
2-13-46	W	63	42	home, Woollen Gym	—	BC
2-7-47	W	57	51	home, Woollen Gym	—	TS
1-9-48	W	39	31	away, War Memorial Gymnasium	—	TS
1-26-48	W	68	35	home, Woollen Gym	—	TS
3-4-48	W	61	40	Durham, Duke Indoor Stadium, SoCon	—	TS
1-8-49	W	56	48	away, War Memorial Gymnasium	—	TS
1-24-49	W	78	59	home, Woollen Gym	—	TS
12-5-49	L	48	62	away, War Memorial Gymnasium	—	TS
1-27-50	W	66	53	home, Woollen Gym	—	TS
1-18-64	L (2ot)	88	90	home, Woollen Gym	—	DES
2-12-66	L	75	81	home, Carmichael	—	DES
2-25-67	W	110	78	home, Carmichael	5/-	DES
12-2-67	W	89	76	home, Carmichael	4/-	DES
2-10-68	W	80	70	away, Cassell Coliseum	3/-	DES
1-11-69	W	99	77	home, Carmichael	2/-	DES
2-25-70	W	98	70	home, Carmichael	19/-	DES
12-11-71	W	93	60	home, Carmichael	3/-	DES
12-9-72	W	96	82	Charlotte Coliseum	13/-	DES
12-20-73	W	83	78	Charlotte Coliseum	4/-	DES
2-17-75	W	87	75	away, Cassell Coliseum	11/-	DES
12-6-75	W	88	75	home, Carmichael	4/-	DES
12-11-76	W	81	77	Roanoke Civic Center	12/-	DES
2-4-78	W	101	88	Charlotte Coliseum	6/-	DES
2-3-79	W (ot)	92	80	Charlotte Coliseum	4/-	DES
12-9-92	W	78	62	Roanoke Civic Center	5/-	DES
1-21-95	W	87	76	Greensboro Coliseum	3/-	DES
12-6-97	W	78	57	Charlotte Coliseum	3/-	BG
12-19-04	W	85	51	away, Cassell Coliseum	5/-	RW
1-10-06	W	64	61	away, Cassell Coliseum	20/-	RW
1-13-07	L	88	94	away, Cassell Coliseum	1/-	RW
2-13-07	L (ot)	80	81	home, Smith Center	4/-	RW
2-16-08	W	92	53	home, Smith Center	5/-	RW
3-15-08	W	68	66	Charlotte Coliseum, ACC	1/-	RW
3-4-09	W	86	78	away, Cassell Coliseum	2/-	RW
3-13-09	W	79	76	Atlanta, Georgia Dome, ACC	1/-	RW
1-10-10	W	78	64	home, Smith Center	9/-	RW
2-4-10	L	70	74	away, Cassell Coliseum	—	RW
1-13-11	W	64	61	home, Smith Center	—	RW
1-19-12	W	82	68	away, Cassell Coliseum	8/-	RW
2-2-13	W (ot)	72	60	home, Smith Center	—	RW
3-1-14	W	60	56	away, Cassell Coliseum	19/-	RW
1-18-15	W	68	53	home, Smith Center	15/-	RW
1-24-16	W	75	70	away, Cassell Coliseum	2/-	RW
1-26-17	W	91	72	home, Smith Center	9/-	RW
1-22-18	L	69	80	away, Cassell Coliseum	10/-	RW
1-21-19	W	103	82	home, Smith Center	11/10	RW
1-22-20	L (2ot)	77	79	away, Cassell Coliseum	—	RW
3-10-20	W	78	56	Greensboro Coliseum, ACC	—	RW
3-11-21	W	81	73	Greensboro Coliseum, ACC	-/22	RW
1-24-22	W	78	68	home, Smith Center	—	HD
2-19-22	W	65	57	away, Cassell Coliseum	—	HD
3-11-22	L	59	72	Brooklyn, Barclays Center, ACC	25/-	HD
12-4-22	L	72	80	away, Cassell Coliseum	18/-	HD

(individual series highs on pages 168, 170 and 173)

UNC vs. Virginia Tech in ACC— 19-7; **UNC at home—** 33-6 (8-1 at Smith Center, 6-1 at Carmichael Auditorium, 8-2 at Woollen Gymnasium, 9-1 at Indoor Athletic Court, 2-1 at Bynum Gymnasium); **UNC on the road—** 22-7 (9-5 at Cassell Coliseum); **UNC at neutral sites—** 17-4 (6-0 in Charlotte, 3-0 in Greensboro, 2-0 in Atlanta, 2-0 in Raleigh, 2-3 in Roanoke, 1-0 in Durham, 1-0 in Winston-Salem, 0-1 in Brooklyn); **Roy Williams vs. Virginia Tech—** 17-5; **Hubert Davis vs. Virginia Tech—** 2-2; **UNC in Overtime—** 2-3; **UNC Largest Win—** 39 (92-53, 2007-08); **UNC Largest Loss—** 23 (14-37, 1918-19); **UNC Most Points—** 110 (1966-67)

WAKE FOREST (UNC 164-69)

Year	W-L	NC	WF	Site	Rank	Coach
2-3-1911	W	31	28	home, Bynum Gym	—	NC



2-18-1911	L	16	38	away, Wake Forest Gymnasium	—	NC
2-26-1912	W	18	15	Raleigh Auditorium	—	NC
2-15-1913L	(ot)	21	22	away, Wake Forest Gymnasium	—	NC
3-4-1913	W	19	15	home, Bynum Gym	—	NC
2-6-1914	W	28	24	home, Bynum Gym	—	NC
2-14-1914	L	30	39	away, Wake Forest Gymnasium	—	NC
2-24-1914	L	29	32	Raleigh Auditorium	—	NC
1-16-1915	L	23	26	Raleigh Auditorium	—	CD
2-2-1915	W	32	20	home, Bynum Gym	—	CD
2-11-1915	L	25	30	away, Wake Forest Gymnasium	—	CD
1-15-1916	L	22	27	Raleigh Auditorium	—	CD
2-8-1919	W	30	17	home, Bynum Gym	—	none
1-19-1922	W	41	27	away, Wake Forest Gymnasium	—	none
2-14-1922	W	32	28	home, Bynum Gym	—	none
1-19-1923	W	38	26	home, Bynum Gym	—	none
2-5-1923	W	25	23	away, Wake Forest Gymnasium	—	none
1-26-24	W	32	16	away, Wake Forest Gymnasium	—	NS
2-21-24	W	33	12	home, Indoor Athletic Court	—	NS
1-22-25	W	22	18	away, Wake Forest Gymnasium	—	MM
2-17-25	W	43	24	home, Indoor Athletic Court	—	MM
1-20-26	L	28	29	away, Wake Forest Gymnasium	—	HS
2-16-26	W	32	22	home, Indoor Athletic Court	—	HS
1-27-27	L	23	30	home, Indoor Athletic Court	—	JA
2-15-27	W	32	26	Raleigh Auditorium	—	JA
1-21-28	W	38	22	Raleigh Auditorium	—	JA
2-20-28	W	29	16	home, Indoor Athletic Court	—	JA
1-19-29	W	42	19	Raleigh Auditorium	—	JA
2-11-29	W	34	11	home, Indoor Athletic Court	—	JA
1-25-30	W	49	18	Raleigh Auditorium	—	JA
2-18-30	W	37	15	home, Indoor Athletic Court	—	JA
1-20-31	W	30	13	home, Indoor Athletic Court	—	JA
2-19-31	W	45	25	Raleigh Auditorium	—	JA
1-22-32	W	32	17	home, Indoor Athletic Court	—	GS
2-3-32	W	34	24	Raleigh, Thompson Gym	—	GS
1-14-33	W	36	33	home, Indoor Athletic Court	—	GS
1-21-33	W	38	26	Raleigh Memorial Auditorium	—	GS
1-16-34	W	41	21	home, Indoor Athletic Court	—	GS
2-6-34	W	41	24	Raleigh Memorial Auditorium	—	GS
1-8-35	W	31	11	home, Indoor Athletic Court	—	GS
2-2-35	W	32	21	Raleigh Memorial Auditorium	—	GS
1-7-36	W	26	19	home, Indoor Athletic Court	—	WS
2-4-36	W	32	23	away, Gore Gymnasium	—	WS
1-7-37	L	23	24	home, Indoor Athletic Court	—	WS
1-21-37	W	31	30	away, Gore Gymnasium	—	WS
3-5-37	W	37	35	Raleigh, Mem. Auditorium, SoCon	—	WS
1-11-38	W	31	26	home, Indoor Athletic Court	—	WS
1-18-38	L	34	44	away, Gore Gymnasium	—	WS
1-17-39	L	37	57	home, Woollen Gym	—	WS
1-31-39	W	56	54	away, Gore Gymnasium	—	WS
1-15-40	W	54	51	home, Woollen Gym	—	BL
1-30-40	L	36	42	away, Gore Gymnasium	—	BL
3-1-40	W	43	35	Raleigh, Mem. Auditorium, SoCon	—	BL
1-14-41	W	61	45	home, Woollen Gym	—	BL
1-28-41	W	43	40	away, Gore Gymnasium	—	BL
1-13-42	W	51	30	home, Woollen Gym	—	BL
1-27-42	L	20	36	away, Gore Gymnasium	—	BL
3-5-42	L	26	32	Raleigh, Mem. Auditorium, SoCon	—	BL
1-9-43	W	49	37	home, Woollen Gym	—	BL
1-30-43	W	32	31	Durham, Duke Indoor Stadium	—	BL
1-3-45	W	65	29	home, Woollen Gym	—	BC

1-22-45	W	65	40	away, Gore Gymnasium	—	BC	1-10-79	L	56	59	away, Memorial Coliseum	3/-	DES
1-28-46	W	70	47	away, Gore Gymnasium	—	BC	1-25-79	W	76	69	home, Carmichael	2/-	DES
2-2-46	W	61	32	home, Woollen Gym	—	BC	1-9-80	W	72	68	home, Carmichael	15/-	DES
3-1-46	L	29	31	Raleigh, Mem. Auditorium, SoCon	—	BC	1-23-80	W	73	61	away, Memorial Coliseum	13/-	DES
1-30-47	W	70	49	home, Woollen Gym	—	TS	2-28-80	W	75	62	Greensboro Coliseum, ACC	10/-	DES
2-20-47	W	54	46	away, Gore Gymnasium	—	TS	12-6-80	L	71	82	Greensboro Coliseum, Big Four	10/-	DES
1-12-48	W	56	35	home, Woollen Gym	—	TS	1-22-81	W	74	60	away, Memorial Coliseum	17/3	DES
2-16-48	L	47	53	away, Gore Gymnasium	—	TS	2-11-81	L	68	84	home, Carmichael	10/7	DES
1-12-49	W	55	50	away, Gore Gymnasium	—	TS	3-6-81	W	58	57	Landover, Capital Centre, ACC	12/11	DES
2-15-49	W	69	54	home, Woollen Gym	—	TS	1-21-82	L	48	55	home, Carmichael	1/-	DES
1-16-50	W	54	50	away, Gore Gymnasium	—	TS	2-17-82	W	69	51	away, Greensboro Coliseum	2/14	DES
2-7-50	L	54	57	home, Woollen Gym	—	TS	1-27-83	W	80	78	away, Greensboro Coliseum	3/19	DES
1-11-51	W	65	56	away, Gore Gymnasium	—	TS	2-24-83	W	100	85	home, Carmichael	11/-	DES
1-30-51	W	82	70	home, Woollen Gym	—	TS	1-14-84	W	70	62	away, Greensboro Coliseum	1/12	DES
1-10-52	L	53	55	away, Gore Gymnasium	—	TS	1-25-84	W	100	63	home, Carmichael	1/17	DES
1-29-52	L	46	55	home, Woollen Gym	—	TS	12-15-84	W	79	73	away, Greensboro Coliseum	13/-	DES
1-20-53	W	72	68	home, Woollen Gym	—	FM	2-20-85	W	69	59	home, Carmichael	13/-	DES
2-17-53	L	63	89	away, Gore Gymnasium	—	FM	3-8-85	W (ot)	72	61	Atlanta, Omni, ACC	6/-	DES
1-9-54	W	66	65	away, Gore Gymnasium	—	FM	1-11-86	W	89	65	away, Greensboro Coliseum	1/-	DES
2-11-54	L	62	76	home, Woollen Gym	—	FM	2-8-86	W	91	62	home, Smith Center	1/-	DES
1-8-55	W	95	78	home, Woollen Gym	—	FM	1-22-87	W	79	53	away, Greensboro Coliseum	2/-	DES
2-16-55	W	83	79	away, Gore Gymnasium	—	FM	2-11-87	W	94	85	home, Smith Center	3/-	DES
3-3-55	L	82	95	Raleigh, Reynolds, ACC	—	FM	1-28-88	L	80	83	away, Greensboro Coliseum	3/-	DES
1-7-56	L	71	76	away, Gore Gymnasium	5/-	FM	2-17-88	W	80	62	home, Smith Center	5/-	DES
2-15-56	W	77	73	home, Woollen Gym	10/-	FM	3-11-88	W	83	62	Greensboro Coliseum, ACC	9/-	DES
3-2-56	L	56	77	Raleigh, Reynolds, ACC	8/20	FM	1-25-89	W	88	74	away, Greensboro Coliseum	7/-	DES
12-29-56	W	63	55	Raleigh, Reynolds, Dixie Classic	2/-	FM	2-16-89	W	99	76	home, Smith Center	8/-	DES
2-13-57	W	72	69	home, Woollen Gym	1/11	FM	1-22-90	W	73	61	home, Smith Center	—	DES
2-26-57	W	69	64	away, Memorial Coliseum	1/13	FM	2-11-90	W	72	67	away, Lawrence Joel Coliseum	—	DES
3-8-57	W	61	59	Raleigh, Reynolds, ACC	1/20	FM	1-23-91	W	91	81	away, Lawrence Joel Coliseum	7/-	DES
1-4-58	W	71	45	home, Woollen Gym	4/-	FM	2-13-91	W	85	70	home, Smith Center	8/-	DES
2-13-58	W	60	57	away, Memorial Coliseum	11/-	FM	1-16-92	W	90	79	away, Lawrence Joel Coliseum	14/-	DES
1-8-59	W	44	34	home, Woollen Gym	3/-	FM	2-8-92	W	80	78	home, Smith Center	9/-	DES
2-12-59	W	75	66	away, Memorial Coliseum	2/-	FM	3-13-92	W	80	65	Charlotte Coliseum, ACC	20/-	DES
12-30-59	L	50	53	Raleigh, Reynolds, Dixie Classic	-19	FM	1-30-93	L	62	88	away, Lawrence Joel Coliseum	3/-	DES
1-9-60	W	62	59	away, Greensboro Coliseum	19/8	FM	3-3-93	W	83	65	home, Smith Center	1/14	DES
2-11-60	L	69	80	home, Woollen Gym	13/-	FM	1-30-94	W	85	61	home, Smith Center	4/-	DES
1-10-61	W	83	74	home, Woollen Gym	6/-	FM	3-2-94	L	61	68	away, Lawrence Joel Coliseum	5/-	DES
2-11-61	W	93	78	away, Memorial Coliseum	6/-	FM	3-12-94	W (ot)	86	84	Charlotte Coliseum, ACC	4/-	DES
1-10-62	L	72	91	away, Memorial Coliseum	—	DES	1-28-95	W	62	61	away, Lawrence Joel Coliseum	3/16	DES
2-10-62	L	80	87	home, Woollen Gym	—	DES	2-28-95	L	70	79	home, Smith Center	2/9	DES
1-9-63	L	71	80	away, Memorial Coliseum	10/-	DES	3-12-95	L (ot)	80	82	Greensboro Coliseum, ACC	4/7	DES
2-9-63	L	71	72	home, Woollen Gym	—	DES	1-27-96	W	65	59	home, Smith Center	11/9	DES
3-1-63	L	55	56	Raleigh, Reynolds, ACC	—	DES	2-27-96	L	60	84	away, Lawrence Joel Coliseum	19/13	DES
1-9-64	L	71	80	away, Memorial Coliseum	—	DES	1-4-97	L	57	81	away, Lawrence Joel Coliseum	11/2	DES
2-8-64	W	81	73	home, Woollen Gym	—	DES	2-19-97	W	74	60	home, Smith Center	12/4	DES
1-6-65	L	85	107	away, Memorial Coliseum	—	DES	3-8-97	W	86	73	Greensboro Coliseum, ACC	5/8	DES
2-9-65	W	107	91	home, Woollen Gym	—	DES	1-31-98	W	79	73	away, Lawrence Joel Coliseum	2/-	BG
3-4-65	L	76	92	Raleigh, Reynolds, ACC	—	DES	2-24-98	W	72	53	home, Smith Center	3/-	BG
1-5-66	W	99	83	away, Memorial Coliseum	—	DES	1-23-99	W	52	40	away, Lawrence Joel Coliseum	10/-	BG
2-3-66	W	115	87	home, Carmichael	—	DES	2-23-99	W (ot)	68	65	home, Smith Center	14/-	BG
1-4-67	W	76	74	away, Memorial Coliseum	3/-	DES	1-12-00	L	57	66	away, Lawrence Joel Coliseum	13/-	BG
2-9-67	W	75	73	home, Carmichael	2/-	DES	2-12-00	W	87	64	home, Smith Center	—	BG
3-10-67	W	89	79	Greensboro Coliseum, ACC	4/-	DES	3-10-00	L	52	58	Charlotte Coliseum, ACC	—	BG
1-3-68	W	74	62	home, Carmichael	3/-	DES	1-6-01	W	70	69	home, Smith Center	13/4	MD
2-8-68	W	80	60	away, Memorial Coliseum	3/-	DES	2-6-01	W	80	74	away, Lawrence Joel Coliseum	1/19	MD
3-7-68	W	83	70	Charlotte Coliseum, ACC	5/-	DES	1-5-02	L	62	84	home, Smith Center	-23	MD
1-18-69	W	94	89	away, Memorial Coliseum	2/-	DES	2-6-02	L	66	90	away, Lawrence Joel Coliseum	-19	MD
2-6-69	W	84	76	home, Carmichael	2/-	DES	2-2-03	L	75	79	home, Smith Center	-17	MD
3-7-69	W	80	72	Charlotte Coliseum, ACC	4/-	DES	3-5-03	L	60	75	away, Lawrence Joel Coliseum	-9	MD
1-17-70	L	90	91	home, Carmichael	7/-	DES	12-20-03	L (3ot)	114	119	home, Smith Center	4/14	RW
2-5-70	L	85	88	away, Memorial Coliseum	7/-	DES	2-7-04	W	79	73	away, Lawrence Joel Coliseum	17/16	RW
1-16-71	L	84	96	away, Memorial Coliseum	15/-	DES	1-15-05	L	82	95	away, Lawrence Joel Coliseum	3/4	RW
2-4-71	W	93	75	home, Carmichael	16/-	DES	2-19-06	W	83	72	away, Lawrence Joel Coliseum	23/-	RW
12-17-71	W	99	76	Greensboro Coliseum, Big Four	4/-	DES	1-24-07	W	88	60	away, Lawrence Joel Coliseum	5/-	RW
1-19-72	W	92	77	home, Carmichael	3/-	DES	2-10-07	W	104	67	home, Smith Center	5/-	RW
2-3-72	W	71	59	away, Greensboro Coliseum	4/-	DES	2-24-08	W	89	73	home, Smith Center	3/-	RW
1-17-73	W	99	80	away, Greensboro Coliseum	4/-	DES	1-11-09	L	89	92	away, Lawrence Joel Coliseum	3/4	RW
1-31-73	W	69	51	home, Carmichael	8/-	DES	1-20-10	L	69	82	home, Smith Center	12/-	RW
3-8-73	L (ot)	52	54	Greensboro Coliseum, ACC	8/-	DES	2-27-10	W	77	68	away, Lawrence Joel Coliseum	—	RW
1-16-74	W	95	78	home, Carmichael	5/-	DES	2-15-11	W	78	64	home, Smith Center	19/-	RW
1-30-74	W	77	67	away, Memorial Coliseum	4/-	DES	1-31-12	W	68	53	away, Lawrence Joel Coliseum	5/-	RW
3-7-74	W	76	62	Greensboro Coliseum, ACC	6/-	DES	2-5-13	W	87	62	home, Smith Center	—	RW
1-15-75	W	80	78	away, Memorial Coliseum	14/-	DES	1-5-14	L	67	73	away, Lawrence Joel Coliseum	19/-	RW
1-29-75	W	101	91	home, Carmichael	10/-	DES	2-22-14	W	105	72	home, Smith Center	—	RW
3-6-75	W (ot)	101	100	Greensboro Coliseum, ACC	12/-	DES	1-21-15	W	87	71	away, Lawrence Joel Coliseum	15/-	RW
1-2-76	L	83	95	Greensboro Coliseum, Big Four	3/-	DES	1-20-16	W	83	68	home, Smith Center	2/-	RW
1-14-76	W	99	74	home, Carmichael	7/5	DES	1-11-17	W	93	87	away, Lawrence Joel Coliseum	11/-	RW
1-28-76	W (ot)	88	85	away, Memorial Coliseum	4/-	DES	12-30-17	W	73	69	home, Smith Center	13/-	RW
11-27-76	L (ot)	96	97	Greensboro Coliseum, Big Four	3/-	DES	2-16-19	W	95	57	away, Lawrence Joel Coliseum	8/-	RW
1-13-77	W	77	75	away, Memorial Coliseum	5/7	DES	2-11-20	L	57	74	away, Lawrence Joel Coliseum	—	RW
1-26-77	L	66	67	home, Carmichael	4/10	DES	3-3-20	W	93	83	home, Smith Center	—	RW
1-15-78	W	71	69	home, Carmichael	2/-	DES	1-20-21	W	80	73	home, Smith Center	—	RW
1-26-78	L	62	71	away, Memorial Coliseum	3/-	DES	1-22-22	L	76	98	away, Lawrence Joel Coliseum	—	HD
3-2-78	L	77	82	Greensboro Coliseum, ACC	10/-	DES	1-4-23	W	88	79	home, Smith Center	—	HD
12-1-78	W	73	55	Greensboro Coliseum, Big Four	14/-	DES	2-7-23	L	85	92	away, Lawrence Joel Coliseum	—	HD

(individual series highs on pages 168, 170 and 173)

UNC at home– 80-18 (25-5 at Smith Center, 16-4 at Carmichael Auditorium, 19-7 at Woollen Gym, 13-2 at the Indoor Athletic Court, 7-0 at Bynum Gym); **UNC on the road**– 55-34 (15-13 at Lawrence Joel Veterans Memorial Coliseum, 10-1 in ACC away games at the Greensboro Coliseum, 14-8 at Memorial Coliseum, 12-7 at Gore Gym, 4-5 at Wake Forest Gymnasium); **UNC at neutral sites**– 29-17 (11-5 at Raleigh Auditorium, 1-0 at Duke, 1-0 at Thompson Gym in Raleigh, 2-5 at Reynolds Coliseum, 8-6 in ACC Tournament and Big Four games at the Greensboro Coliseum, 4-1 at the Charlotte Coliseum, 1-0 at the Capital Center in Landover, Md., and 1-0 at the Omni in Atlanta); **Dean Smith vs. Wake Forest**– 66-28; **Bill Guthridge vs. Wake Forest**– 5-2; **Matt Doherty vs. Wake Forest**– 2-4; **Roy Williams vs. Wake Forest**– 17-6; **Hubert Davis vs. Wake Forest**– 1-2; **UNC in Overtime**– 4-4; **UNC Largest Win**– 38 (95-57, 2018-19); **UNC Largest Loss**– 26 (63-89, 1952-53; 62-88, 1992-93); **UNC Most Points**– 115 (1965-66)

WASHINGTON (UNC 3-0)

Date	W-L	NC	UW	Site	Rank	Coach
12-29-72	W	89	72	Honolulu, Blaisdell, Rainbow Classic	11/-	DES
3-20-11	W	86	83	Charlotte Coliseum, NCAAe	7/23	RW
3-24-19	W	81	59	Columbus, Nationwide Arena, NCAAmw	3/-	RW

WASHINGTON & LEE (UNC 24-14)

Date	W-L	NC	W&L	Site	Rank	Coach
2-16-15	L	22	29	away, Field Club House	—	CD
2-11-16	L	18	25	away, Doremus Memorial Gymnasium	—	CD
2-26-17	L	23	40	away, Doremus Memorial Gymnasium	—	HP
2-17-19	W	31	27	away, Doremus Memorial Gymnasium	—	HP
2-2-21	W	29	25	away, Doremus Memorial Gymnasium	—	FB
2-18-22	L	25	38	away, Doremus Memorial Gymnasium	—	none
3-1-22	L	36	39	Raleigh Auditorium	—	none
1-31-23	W	24	21	away, Doremus Memorial Gymnasium	—	none
2-8-24	W	19	16	away, Doremus Memorial Gymnasium	—	NS
2-27-24	W	26	17	home, Indoor Athletic Court	—	NS
2-6-25	W	31	15	away, Doremus Memorial Gymnasium	—	MM
2-25-25	L	22	29	home, Indoor Athletic Court	—	MM
2-11-26	W	43	26	away, Doremus Memorial Gymnasium	—	HS
1-16-30	L	17	27	home, Indoor Athletic Court	—	JA
2-6-30	L	24	39	away, Doremus Memorial Gymnasium	—	JA
2-9-31	L	31	39	away, Doremus Memorial Gymnasium	—	JA
2-20-32	W	27	18	home, Indoor Athletic Court	—	GS
2-7-33	W	34	23	away, Doremus Memorial Gymnasium	—	GS
1-13-34	W	34	24	away, Doremus Memorial Gymnasium	—	GS
1-10-35	W	36	34	away, Doremus Memorial Gymnasium	—	GS
3-2-35	W	35	27	Raleigh, Mem. Auditorium, SoCon	—	GA
1-11-36	L	25	28	away, Doremus Memorial Gymnasium	—	W S 3-
7-36	W	50	45	Raleigh, Mem. Auditorium, SoCon	—	WS
2-20-37	L	19	29	Lynchburg	—	WS
3-6-37	L	33	44	Raleigh, Mem. Auditorium, SoCon	—	WS
1-15-38	W	34	31	away, Doremus Memorial Gymnasium	—	WS
2-17-38	W	42	39	home, Indoor Athletic Court	—	WS
3-3-38	L	33	48	Raleigh, Mem. Auditorium, SoCon	—	WS
1-14-39	W	46	39	Lynchburg, City Armory	—	WS
1-10-41	W	43	39	away, Doremus Memorial Gymnasium	—	BL
2-17-41	W	65	32	home, Woollen Gym	—	BL
2-13-42	W	62	26	home, Woollen Gym	—	BL
1-16-43	L	28	35	away, Doremus Memorial Gymnasium	—	BL
1-10-48	W	60	36	Lynchburg	—	TS
1-15-49	W	69	52	Lynchburg City Armory	—	TS
12-3-52	W	67	48	home, Woollen Gym	—	FM
1-9-53	W	97	75	away, Doremus Memorial Gymnasium	—	FM
2-2-54	W	69	60	Lynchburg City Armory	—	FM

WASHINGTON STATE (UNC 1-0)

Date	W-L	NC	WS	Site	Rank	Coach
3-27-08	W	68	47	Charlotte Coliseum, NCAAe	1/21	RW

WEBER STATE (UNC 1-1)

Date	W-L	NC	WSC	Site	Rank	Coach
12-30-76	W	75	54	Portland, Mem. Col., Far West Classic	9/-	DES
3-11-99	L	74	76	Seattle, Key Arena, NCAAAw	13/-	BG

WESTERN CAROLINA (UNC 2-0)

Date	W-L	NC	WCU	Site	Rank	Coach
1-30-57	W	77	59	away, Reid Gymnasium	1/-	FM
12-6-17	W	104	61	home, Smith Center	11/-	RW

WESTERN KENTUCKY (UNC 1-0)

Date	W-L	NC	WKU	Site	Rank	Coach
11-17-93	W	101	87	home, Smith Center, preNIT	1/-	DES

WEST VIRGINIA (UNC 0-5)

Date	W-L	NC	WVU	Site	Rank	Coach
12-28-49	L	50	58	Raleigh, Reynolds, Dixie Classic	—	TS
1-15-51	L	49	62	home, Woollen Gym	—	TS
2-6-52	L	65	80	away, Mountaineer Fieldhouse	-1/2	TS
12-21-57	L	64	75	Lexington, Ky., Memorial Coliseum	1/8	FM
12-31-65	L	97	102	Raleigh, Reynolds	—	DES

WICHITA STATE (UNC 1-0)

Date	W-L	NC	WSU	Site	Rank	Coach
12-21-84	W	80	69	Osaka, Japan, Osakajo HallB	10/-	DES

WILLIAM & MARY (UNC 20-3)

Date	W-L	NC	W&M	Site	Rank	Coach
1-12-12	W	35	21	home, Bynum Gym	—	NC
2-16-24	W	54	16	home, Indoor Athletic Court	—	NS
2-1-45	W	80	46	home, Woollen Gym	—	BC
2-14-48	W	63	61	away, Blow Gym	—	TS
1-20-49	W	69	61	home, Woollen Gym	—	TS
2-13-50	W	52	46	away, Blow Gym	—	TS
3-2-50	L	43	50	Durham, Duke Indoor Stadium, SoCon	—	TS
12-11-53	W	71	61	home, Woollen Gym	—	FM
12-11-54	L	76	79	away, Blow Gym	—	FM
2-7-56	W	115	63	home, Woollen Gym	9/-	FM
1-8-57	W	71	61	away, Blow Gym	2/-	FM
1-7-58	W	79	63	home, Woollen Gym	4/-	FM
12-4-65	W	82	68	home, Carmichael	—	DES
12-5-70	W	101	72	away, Blow Gym	—	DES
12-7-77	L	75	78	away, William & Mary Hall	2/-	DES
2-14-79	W	85	60	home, Carmichael	4/-	DES
1-29-80	W	71	61	home, Carmichael	13/-	DES
2-18-81	W	81	55	away, William & Mary Hall	13/-	DES
1-4-82	W	64	40	home, Carmichael	1/-	DES
1-2-05	W	105	66	home, Smith Center	4/-	RW
3-16-10	W	80	72	home, Carmichael, NIT	—	RW
12-21-10	W	85	60	home, Smith Center	—	RW
12-30-14	W	86	64	home, Smith Center	19/-	RW

WINTHROP (UNC 2-0)

Date	W-L	NC	WIN	Site	Rank	Coach
11-10-00	W	66	61	home, Smith Center, NABC	6/-	MD
11-15-06	W	73	66	Charlotte, Bobcats Arena, preNIT	2/-	RW

WISCONSIN (UNC 3-2)

Date	W-L	NC	UC	Site	Rank	Coach
3-27-05	W	88	82	Syracuse, Carrier Dome, NCAAe	2/20	RW
11-30-11	W	60	57	home, Smith Center, ACC/Big Ten	5/9	RW
3-26-15	L	72	79	Los Angeles, STAPLES, NCAAw	15/3	RW
11-23-16	W	71	56	Maui Invitational, Lahaina CC	4/16	RW
3-19-21	L	62	85	West Lafayette, Ind., Mackey Arena NCAAaw	—	RW

WOFFORD (UNC 4-2)

Date	W-L	NC	WC	Site	Rank	Coach
2-2-22	L	54	26	home, Bynum Gym	—	none
1-14-26	W	41	23	home, Indoor Athletic Court	—	HS
11-18-15	W	78	58	home, Smith Center	1/-	RW
12-20-17	L	75	79	home, Smith Center	5/-	RW
11-6-18	W	78	67	away, Richardson Indoor Stadium	8/-	RW
12-15-19	L	64	68	home, Carmichael Arena	17/-	RW

WYOMING (UNC 1-0)

Date	W-L	NC	WYO	Site	Rank	Coach
3-24-03	W	90	74	home, Smith Center, NIT	—	MD

XAVIER (UNC 0-1)

Date	W-L	NC	XU	Site	Rank	Coach
12-22-50	L	58	92	Pikeville, Ky.	—	TS

YALE (UNC 7-1)


Date	W-L	NC	YU	Site	Rank	Coach
2-8-21	L	30	32	away	—	FB
3-12-57	W	90	74	New York, MSG, NCAAe	1/-	FM
12-29-58	W	92	65	Raleigh, Reynolds, Dixie Classic	3/-	FM
1-2-63	W	86	77	home, Woollen Gym	—	DES
12-21-74	W	70	53	away, Payne Whitney Gymnasium	10/-	DES
1-5-76	W	81	42	home, Carmichael	3/-	DES
2-4-80	W	85	74	home, Carmichael	11/-	DES
12-30-19	W	70	67	home, Smith Center	—	RW

COACHES' KEY

BC– Bill Carnevale (1944-46); BG– Bill Guthridge (1997-2000); BL– Bill Lange (1939-44); CD– Charles Doak (1914-16); DES– Dean Smith (1961-97); FB– Fred Boye (1919-21); FM– Frank McGuire (1952-61); GS– George Shepard (1931-35); HD– Hubert Davis (2021-); HP– Howell Peacock (1916-18); HS– Harlan Sanborn (1925-26); JA– James Ashmore (1926-31); MD– Matt Doherty (2000-03); MM– Monk McDonald (1924-25); NC– Nat Cartmell (1910-14); NS– Norman Shepard (1923-24); RW– Roy Williams (2003-2021); TS– Tom Scott (1946-52); WS– Walter Skidmore (1935-39)



RECORD BY VENUE



ARENA, LOCATION	UNC W-L RECORD
Dean E. Smith Center, Chapel Hill (1986 to present)	463-86
Woollen Gym, Chapel Hill (1939 to 1965)	210-55
Carmichael Auditorium, Chapel Hill (1965 to 1986-2010-20)	170-21
Indoor Athletic Court, Chapel Hill (1924 to 1938)	130-20
Greensboro Coliseum, Greensboro, N.C. (1960 to present)	120-36
Charlotte Coliseum, Charlotte, N.C. (1956 to 1988)	91-10
Reynolds Coliseum, Raleigh, N.C. (1950-99)	69-52
Bynum Gym, Chapel Hill (1911 to 1923)	64-15
Cameron/Duke Indoor Stadium, Durham, N.C. (1940 to present)	44-51
Charlotte Coliseum, Charlotte, N.C. (1989 to 2005)	37-9
Cole Field House, College Park, Md. (1956 to 2002)	35-19
Madison Square Garden (current), New York, N.Y. (1969-70-71-72-73-74-76-78-80-82-84-86-89-92-94-99-2003-07-10-11-23)	30-11
Littlejohn Coliseum, Clemson, S.C. (1969 to present)	30-15
Municipal Auditorium, Atlanta, Ga. (1922 to 1932)	26-7
University Hall, Charlottesville, Va. (1966 to 2006)	23-18
PNC/RBC Arena, Raleigh, N.C. (2000 to present)	22-6
Lawrence Joel Veterans Memorial Coliseum, Winston-Salem, N.C. (1990 to present)	21-13
Memorial Auditorium, Raleigh, N.C. (1932 to 1946)	20-7
Tucker Center/Leon County CC, Tallahassee, Fla. (1992 to present)	20-8
Lahaina Civic Center, Maui (1990-96-2000-05-09-13-17)	18-3
Thompson Gym, Raleigh, N.C. (1925 to 1949)	17-9
Alexander Memorial Coliseum, Atlanta, Ga. (1967 to 2022)	17-13
-- includes 5-2 record at McCamish Pavilion since renovation, 2013 to present	
Spectrum Center/TWC Arena, Charlotte, N.C. (2007-08-11-15-18-19-23)	15-2
Omni, Atlanta, Ga. (1982 to 1989, 1996)	15-6
War Memorial Gymnasium, Blacksburg, Va. (1930 to 1949)	14-0
Memorial Coliseum, Winston-Salem, N.C. (1957 to 1981)	14-8
Carolina Fieldhouse, Columbia, S.C. (1929 to 1967)	13-5
Doremus Memorial Gymnasium, Lexington, Va. (1915 to 1953)	13-7
Neal Blaisdell Center, Honolulu, Hawaii (1973-78-83-93)	12-1
JMA Wireless (Carrier) Dome, Syracuse, N.Y. (1983-present)	12-3
Meadowlands, East Rutherford, N.J. (1982-83-87-90-91-92-93-97-2000-07)	12-4
Gore Gymnasium, Wake Forest, N.C. (1936 to 1956)	12-7
Conte Forum, Chestnut Hill, Mass. (2007 to present)	9-1
Superdome, New Orleans, La. (1976-78-82-93-2001-22)	9-2
Cassell Coliseum, Blacksburg, Va. (1965-68-75-2005-06-07-09-10-12-14-16-18-20-23)	9-6
Raleigh Auditorium, Raleigh, N.C. (1912 to 1931)	9-12
Armory Auditorium, Charlotte, N.C. (1931 to 1949)	8-2
Watsco Center/BankUnited Center/Convocation Center, Coral Gables, Fla. (2003 to present)	8-4
Memorial Coliseum, Portland, Ore. (1968-77-2018-23)	7-2
Capital Centre, Landover, Md. (1976-81-87)	7-3
Central High, Charlotte, N.C. (1928 to 1943)	7-3

ARENA, LOCATION	UNC W-L RECORD
Sullivan Center, Anchorage, Alaska. (1986-98)	6-0
Barclays Center, Brooklyn, N.Y. (2016-17-18)	6-3
Purcell Pavilion (Athletic & Convocation Center, Joyce Athletic Center) South Bend, Ind. (1985-87-94-2014-16-18-20-22-23)	6-4
Madison Square Garden III, New York, N.Y. (1936-37-41-46-47-48-49-51-57-59-64-66)	6-10
Palestra, Philadelphia, Pa. (1948-57-87-2008)	5-0
Alumni Memorial Gymnasium, Durham, N.C. (1924 to 1929)	5-1
Charlotte YMCA (1914-19-20-24-27)	5-1
Guilford College Gymnasium, Greensboro, N.C. (1913-14-16-18-19-20)	5-1
Jefferson County Civic Center, Birmingham, Ala. (1985-95-2000)	5-1
Convention Hall, Philadelphia, Pa. (1938-41-42-45-48-51-52)	5-2
Citadel Armory, Charleston, S.C. (1951-52-53-55)	4-0
FedExForum, Memphis, Tenn. (2009-17)	4-0
Wells Fargo Center, Philadelphia, Pa. (2016-22)	4-0
Blow Gym, Williamsburg, Va. (1948-50-55-57-71)	4-1
MCI Center/Verizon Center, Washington, D.C. (2005-16)	4-1
Imperial Arena, Atlantis Resort, Bahamas (2015, 2020)	4-2
Orleans Arena, Las Vegas, Nev. (2008-12-19)	4-2
Erwin Center, Austin, Texas (1990-96-2000-13-16)	4-3
KFC Yum! Center, Louisville, Ky. (2015-16-18-19-20-23)	4-3
Memorial Coliseum, Lexington, Ky. (1958-60-63-64-67-69)	4-4
Comcast Center, College Park, Md. (2003 to present)	4-5
Freedom Hall, Louisville, Ky. (1959-67-69-73-75-90-2000)	4-6
John Paul Jones Arena, Charlottesville, Va. (2007 to present)	4-8
Dahlgren Hall, Annapolis, Md. (1921 to 1950)	4-11
Boston Garden, Boston, Mass. (1957-85)	3-0
Buckner Fieldhouse, Fort Richardson, Alaska (1981)	3-0
Ford Field, Detroit, Mich. (2009)	3-0
Hartford Civic Center, Hartford, Conn. (1998-2005)	3-0
Jacksonville Veterans Memorial Arena (Fla.) (1992-2015)	3-0
Knight Center, Miami, Fla. (1985-86)	3-0
Maples Pavilion, Palo Alto, Calif. (1984, 2018)	3-0
Riverfront Coliseum, Cincinnati, Ohio (1979-92)	3-0
Robins Center, Richmond, Va. (1988, 1998)	3-0
St. Pete Times Forum, Tampa, Fla. (2007)	3-0
Scope Arena, Norfolk, Va. (1989-95-2003)	3-0
Angier B. Duke Gymnasium, Durham, N.C. (1920 to 1923)	3-1
Asheville Civic Center, Asheville, N.C. (1996-2021)	3-1
Edward Jones Dome, St. Louis, Mo. (2005-12)	3-1
Huntsman Center, Salt Lake City, Utah (1971-81-88)	3-1
Sprint Center, Kansas City, Mo. (2013-16-19)	3-2
United Center, Chicago, Ill. (1998-2000-09-15-19)	3-2
Georgia Dome, Atlanta, Ga. (2001-09)	3-2
Petersen Center, Pittsburgh, Pa. (2015-17-19-20-21-23)	3-3
Sports Arena, Los Angeles, Calif. (1968-72-81-2006)	3-4
Wake Forest Gymnasium, Wake Forest, N.C. (1911 to 1935)	3-5

ARENA, LOCATION	UNC W-L RECORD
Card Gym, Durham, N.C. (1930 to 1939)	3-7
Bon Secours Wellness Arena, Greenville, S.C. (2017)	2-0
Butler/Hinkle Fieldhouse, Indianapolis, Ind. (1929-93)	2-0
Civic Arena, Pittsburgh, Pa. (1994-96)	2-0
Coral Gables Coliseum, Coral Gables, Fla. (1950)	2-0
Dee Events Center, Ogden, Utah (1986)	2-0
Dickies Arena, Fort Worth, Texas (2022)	2-0
Greensboro YMCA (1926-30)	2-0
Hofheinz Pavilion, Houston, Texas (1975-92)	2-0
Lawlor Events Center, Reno, Nev. (1988-2009)	2-0
Linn-Corriher Gym, Salisbury, N.C. (1945-46)	2-0
Municipal Auditorium, Kansas City, Mo. (1957)	2-0
Municipal Auditorium, New Orleans, La. (1972)	2-0
Nationwide Arena, Columbus, Ohio (2019)	2-0
Orlando Arena, Orlando, Fla. (1991)	2-0
Roanoke Civic Center, Roanoke, Va. (1977-93)	2-0
St. John Arena, Columbus, Ohio (1966-93)	2-0
Smoothie King Center, New Orleans (2017-18)	2-0
Stan Sheriff Center, Honolulu, Hawaii (1995-2017)	2-0
Textile Hall, Greenville, S.C. (1950-52)	2-0
Toso Pavilion, Santa Clara, Calif. (1982)	2-0
Tulane Gym, New Orleans, La. (1964-70)	2-0
University of Phoenix Stadium, Glendale, Ariz. (2017)	2-0
War Memorial Coliseum, Rochester, N.Y. (1979)	2-0
WVU Coliseum, Morgantown, W. Va. (1972)	2-0
William and Mary Hall, Williamsburg, Va. (1978)	2-0
Moda Center, Portland, Ore. (2018-23)	2-1
Pauley Pavilion, Westwood, Calif. (1987-88-2001)	2-1
State Farms Arena (Phillips Arena), Atlanta, Ga. (2012)	2-1
Reunion Arena, Dallas, Texas (1987-90)	2-1
Mohegan Sun, Uncasville, Conn. (2014-22)	2-2
Pepsi Center/McNichol Arena (Denver, Colo.) (1990-2004)	2-2
Assembly Hall, Bloomington, Ind. (1980-2005-13-17-23)	2-3
West Dormitory, Elon, N.C. (1913-14-15-16-18)	2-3
Fayerweather Gymnasium, Charlottesville, Va. (1911 to 1924)	2-6
Rupp Arena, Lexington, Ky. (1989-92-2002-04-06-08-10-12-15)	2-7
Ahearn Fieldhouse, Manhattan, Kan. (1961)	1-0
Allen Fieldhouse, Lawrence, Kan. (1961)	1-0
Alumni Arena, Buffalo, N.Y. (2000)	1-0
Alumni Gym (Elon), Elon, N.C. (1951)	1-0
Alumni Gym (Guilford), Greensboro, N.C. (1942)	1-0
Alumni Hall (Navy), Annapolis, Md. (2016)	1-0
Aoyomo Gaukin Hall, Tokyo, Japan (1985)	1-0
Autry Court, Houston, Texas (1970)	1-0
Baltimore Coliseum, Baltimore, Md. (1948)	1-0
Bayfront Arena, St. Petersburg, Fla. (1980)	1-0
Cameron Hall, Lexington, Va. (1997)	1-0
Campus Events Center, Santa Barbara, Calif. (2009)	1-0
Christenbury Gym, Greenville, N.C. (1953)	1-0
City Auditorium, Charlotte, N.C. (1924)	1-0
Convocation Center, Cleveland, Ohio (2004)	1-0
Convocation Center, Hampton, Va. (1999)	1-0
Curtis Hixon Hall, Tampa, Fla. (1976)	1-0
Firestone Fieldhouse, Malibu, Calif. (1989)	1-0
Hershey Arena, Hershey, Pa. (1989)	1-0
Fitzgerald Fieldhouse, Pittsburgh, Pa. (1972)	1-0
Freedom Hall Civic Center, Johnson City, Tenn. (1976)	1-0
Harmon Gym, Berkeley, Calif. (1973)	1-0
Holmes Center, Boone, N.C. (2001)	1-0
Horizon, Rosemont, Ill. (1989)	1-0
Humphrey Coliseum, Starkville, Miss. (2010)	1-0
Jenison Field House, East Lansing, Mich. (1977)	1-0
Kimmel Arena, Asheville, N.C. (2012)	1-0
Klum Gymnasium, Honolulu, Hawaii (1987)	1-0
Leede Arena, Hanover, N.H. (1999)	1-0
Louis Brown Athletic Center (RAC), Piscataway, N.J. (2008)	1-0
LSU Assembly Center, Baton Rouge, La. (1985)	1-0
Macon Coliseum, Macon, Ga. (1980)	1-0
McGaw Hall, Evanston, Ill. (1979)	1-0
McKale Center, Tucson, Ariz. (2007)	1-0
Mecca Arena, Milwaukee, Wis. (1986)	1-0
Millett Hall, Oxford, Ohio (1976)	1-0
Morris Field, Charlotte, N.C. (1945)	1-0
Murphy Center, Murfreesboro, Tenn. (1999)	1-0
Myrtle Beach Convention Center (S.C.) (2004)	1-0
National Car Rental Center, Sunrise, Fla. (2000)	1-0
Newman Arena, Ithaca, N.Y. (1991)	1-0
Notre Dame Fieldhouse, South Bend, Ind. (1963)	1-0
Osakajo Hall, Osaka, Japan (1985)	1-0
Ocean Center, Daytona Beach, Fla. (1998)	1-0
Omaha Civic Auditorium, Omaha, Neb. (1961)	1-0
Orlando Civic Center, Orlando, Fla. (1985)	1-0
Payne Whitney Gymnasium, New Haven, Conn. (1975)	1-0
Philadelphia Arena, Philadelphia, Pa. (1937)	1-0
Reid Gymnasium, Cullowhee, N.C. (1957)	1-0

ARENA, LOCATION	UNC W-L RECORD
Richardson Indoor Stadium, Spartanburg, S.C. (2019)	1-0
Roberts Stadium, Evansville, Ind. (2011)	1-0
Rocket Mortgage Fieldhouse, Cleveland, Ohio (2021)	1-0
San Diego Sports Arena, San Diego, Calif. (1989)	1-0
Schar Center, Elon, N.C. (2019)	1-0
Schottenstein Center, Columbus, Ohio (2008)	1-0
Scottrade Center, St. Louis, Mo. (2007)	1-0
Special Events Center, El Paso, Texas (1981)	1-0
Swisher Gym, Jacksonville, Fla. (1986)	1-0
Thompson-Boling Arena, Knoxville, Tenn. (2018)	1-0
Trask Coliseum, Wilmington, N.C. (2020)	1-0
U-D Memorial Building, Detroit, Mich. (1976)	1-0
USS Carl Vincennes, San Diego, Calif. (2012)	1-0
UTC Arena, Chattanooga, Tenn. (1983)	1-0
Walter Pyramid, Long Beach, Calif. (2013)	1-0
Woodruff Hall, Athens, Ga. (1929)	1-0
Alumni Gym, Knoxville, Tenn. (1929-49)	1-1
Alumni Gym, Lexington, Ky. (1929-50)	1-1
AT&T Center, San Antonio, Texas (2014)	1-1
Bartow Arena, Birmingham, Ala. (2010-14)	1-1
Bloch Arena, Honolulu, Hawaii (1985)	1-1
Breslin Center, East Lansing, Mich. (2000-14)	1-1
Jadwin Gymnasium, Princeton, N.J. (1972-97)	1-1
Kemper Arena, Kansas City, Mo. (1981-87)	1-1
Mabee Center, Tulsa, Okla. (1983)	1-1
Mackey Arena, West Lafayette, Ind. (1991-2021)	1-1
NRG Stadium, Houston, Texas (2016)	1-1
Parker Coliseum, Baton Rouge, La. (1955-64)	1-1
Prudential Center, Newark, N.J. (2011)	1-1
Richmond Coliseum, Richmond, Va. (1996)	1-1
Stegeman Coliseum/Georgia Coliseum, Athens, Ga. (1965-98)	1-1
Summit/Compaq Center, Houston, Texas (1986-2001)	1-1
TD Arena (formerly Carolina First Arena), Charleston, S.C. (2010-22)	1-1
Assembly Hall, Champaign, Ill. (1987-2003-11)	1-2
Carolina Coliseum, Columbia, S.C. (1969-70-71)	1-2
Chicago Stadium, Chicago, Ill. (1947-58-59)	1-2
Coliseo de Puerto Rico, San Juan, Calif. (2011)	1-2
Dayton Arena, Dayton, Ohio (1976-2006)	1-2
Kingdome, Seattle, Wash. (1988-95)	1-2
Providence Civic Center, Providence, R.I. (1975-78)	1-2
Springfield Civic Center, Springfield, Mass. (1983-88-97)	1-2
Spectrum, Philadelphia, Pa. (1981-96)	1-2
T-Mobile Arena, Las Vegas (2017-20-22)	1-2
Ballantine Gym, New Brunswick, N.J. (1921)	0-1
Checkerdome, St. Louis, Mo. (1983)	0-1
Coleman Coliseum, Tuscaloosa, Ala. (1990)	0-1
Convention Center, Pine Bluff, Ark. (1984)	0-1
Crisler Center, Ann Arbor, Mich. (2019)	0-1
Dallas Cowboys Stadium, Arlington, Texas (2010)	0-1
Field Club House, Lexington, Va. (1915)	0-1
Florida Gymnasium, Gainesville, Fla. (1965)	0-1
Gampel Pavilion, Storrs, Conn. (2002)	0-1
Greensboro Basic Training Center #10, Greensboro, N.C. (1944)	0-1
Greensboro Overseas Replacement Division Base, Greensboro, N.C. (1946)	0-1
Greensboro Senior High School, Greensboro, N.C. (1955)	0-1
Hickory Community Center, Hickory, N.C. (1950)	0-1
Huff Hall, Champaign, Ill. (1952)	0-1
Key Arena, Seattle, Wash. (1999)	0-1
Knights of Columbus Gym, Louisville, Ky. (1929)	0-1
McCarthy Athletic Center, Spokane, Wash. (2020)	0-1
McLeod Center, Cedar Falls, Iowa (2016)	0-1
Mountaineer Fieldhouse, Morgantown, W. Va. (1952)	0-1
North Texas State University Super Pit, Denton, Texas (1980)	0-1
Robertson Memorial Fieldhouse, Peoria, Ill. (1952)	0-1
STAPLES Center, Los Angeles, Calif. (2015)	0-1
Taft Coliseum, Columbus, Ohio (1929)	0-1
University Activity Center, Tempe, Ariz. (1978)	0-1
Alamodome, San Antonio, Texas (1998-2008)	0-2
Carver-Hawkeye Arena, Iowa City, Iowa (1990-2021)	0-2
Fieldhouse, Blacksburg, Va. (1917-19)	0-2
Hemenway Gymnasium, Cambridge, Mass. (1925-26)	0-2
New Fieldhouse, Bloomington, Ind. (1963-65)	0-2
Oakland Arena, Oakland, Calif. (1999-2005)	0-2
Ryan Gymnasium, Washington, D.C. (1920-21)	0-2
University Gym, Princeton, N.J. (1929-38)	0-2
Hayes Gymnasium, West Point, N.Y. (1921-22-35)	0-3
Hoosier/RCA Dome, Indianapolis, Ind. (1991-97-2000)	0-3
Memorial Coliseum, Nashville, Tenn. (1966-68-88)	0-3

this is not a complete list of every game played; it is as complete a record for the arenas listed as information is available; the season listed is the spring semester of that season (i.e., the 2022-23 season is listed as 2023)



RESULTS IN CHARLOTTE



YMCA (5-1)

Date	Opponent	Outcome	Score
12-29-1913	Charlotte YMCA	W	43-32
12-30-1913	Charlotte YMCA	W	53-29
2-28-1919	Charlotte YMCA	W	51-46
1-27-1920	Charlotte YMCA	L	32-40
12-30-1923	Charlotte YMCA	W	32-29
12-31-1926	Charlotte YMCA	W	36-15

CITY AUDITORIUM (1-0)

Date	Opponent	Outcome	Score
1-19-1924	Davidson	W	37-27

CENTRAL HIGH (7-3)

Date	Opponent	Outcome	Score
12-27-1927	Charlotte Monogram	W	33-30
1-12-29	Davidson	W	34-21
1-11-30	Davidson	L	20-22
1-9-32	Davidson	W	45-29
1-7-33	Davidson	W	56-18
1-6-34	Davidson	W	38-23
1-5-35	Davidson	W	36-26
1-4-36	Davidson	W	45-27
1-9-37	Davidson	L (ot)	33-35
2-1-43	Davidson	L	41-57

ARMORY AUDITORIUM (8-2)

Date	Opponent	Outcome	Score
1-10-31	Davidson	L	17-18
1-8-38	Davidson	W	37-35
1-7-39	Davidson	L	39-46
1-6-40	Davidson	W	55-47
12-13-41	Davidson	W	37-22
1-8-44	Davidson	W	43-37
1-10-45	Davidson	W	47-32
2-18-47	Davidson	W	45-38
2-24-48	Davidson	W	52-46
2-22-49	Davidson	W	53-52

MORRIS FIELD (1-0)

Date	Opponent	Outcome	Score
12-19-44	Morris Field Fliers	W	51-29

ORIGINAL CHARLOTTE COLISEUM (91-10) on Independence Boulevard

Date	Opponent	Outcome	Score
12-9-55	Georgia Tech	W	88-76
1-13-56	South Carolina	W	75-73
12-8-56	Clemson	W	94-75
12-12-57	Furman	W	91-74
1-3-59	Notre Dame	W	69-54
1-30-59	Clemson	W	60-46
1-31-59	South Carolina	W	62-50
1-2-60	Notre Dame	W	75-65
2-19-60	Clemson	W	85-80
2-20-60	South Carolina	L	81-85
1-7-61	Notre Dame	W	73-71
2-17-61	South Carolina	W	92-68
2-18-61	Clemson	W	61-55
1-6-62	Notre Dame	W	99-80
2-16-62	Clemson	W	69-59
2-17-62	South Carolina	L	82-97
2-15-63	South Carolina	W	78-74
2-16-63	Clemson	W	79-63
12-7-63	Indiana	W	77-70
2-14-64	Clemson	L (2 ot)	90-97
2-15-64	South Carolina	W	84-81
12-7-64	Kentucky	W	82-67
2-19-65	South Carolina	W	76-63
2-20-65	Clemson	W	86-84
12-18-65	Florida	W	66-59
2-18-66	Clemson	W	70-66
2-19-66	South Carolina	W	83-71
12-30-66	Ohio State	W	105-82
2-17-67	South Carolina	W	80-55
2-18-67	Clemson	L	88-92
1-27-68	Georgia Tech	W	82-54
2-16-68	Clemson	W	96-74

Date	Opponent	Outcome	Score
2-17-68	South Carolina	W	84-80
3-7-68	*Wake Forest	W	83-70
3-8-68	*South Carolina	W (ot)	82-79
3-9-68	*NC State	W	87-50
12-9-68	Vanderbilt	W	100-78
2-14-69	South Carolina	L	66-68
2-15-69	Clemson	W	107-81
3-6-69	*Clemson	W	94-70
3-7-69	*Wake Forest	W	80-72
3-8-69	*Duke	W	85-74
12-8-69	Kentucky	L	87-94
1-3-70	Rice	W	98-72
2-13-70	Clemson	W	110-66
2-14-70	Georgia Tech	L	95-104
3-5-70	*Virginia	L	93-95
12-12-70	Creighton	W	106-86
1-2-71	Tulane	W	101-79
2-12-71	Georgia Tech	W	87-58
2-13-71	Clemson	W	86-48
12-27-71	Harvard	W	96-78
2-11-72	Clemson	W	73-50
2-12-72	Georgia Tech	W	118-73
12-9-72	Virginia Tech	W	96-82
1-4-73	Furman	W	100-67
2-9-73	Georgia Tech	W	107-72
2-10-73	Clemson	W	84-69
12-20-73	Virginia Tech	W	83-78
2-8-74	Furman	W	95-69
2-9-74	Georgia Tech	W	112-70
2-7-75	Furman	W	86-81
2-8-75	Georgia Tech	W	111-81
3-15-75	^New Mexico State	W	93-69
12-8-75	Kentucky	W	90-77
2-6-76	Georgia Tech	W	79-74
2-7-76	Furman	W	97-64
2-4-77	Georgia Tech	W	98-74
2-5-77	Furman	W	88-71
2-27-77	Louisville	W	96-89
11-26-77	Oregon State	W	94-63
2-3-78	Furman	L	83-89
2-4-78	Virginia Tech	W	101-88
2-2-79	Furman	L	70-83
2-3-79	Virginia Tech	W (ot)	92-80
2-10-79	Providence	W	89-55
2-1-80	The Citadel	W	51-40
2-2-80	Furman	W	75-63
12-22-80	Rutgers	W	71-64
2-6-81	St. Joseph's (Pa.)	W	87-64
2-7-81	Furman	W	79-64
11-28-81	Kansas	W	74-67
2-5-82	Furman	W	96-69
2-6-82	The Citadel	W	67-46
3-13-82	^James Madison	W	52-50
1-8-83	Syracuse	W	87-64
2-4-83	The Citadel	W	81-36
2-5-83	Furman	W	78-43
1-5-84	Boston Univ.	W	87-54
2-3-84	Furman	W	83-48
2-4-84	The Citadel	W	76-60
3-17-84	^Temple	W	77-66
11-25-84	Fordham	W	81-65
2-1-85	The Citadel	W	83-62
2-2-85	Furman	W	77-55
12-22-85	The Citadel	W	104-51
12-31-85	Florida State	W	109-64
12-22-86	Furman	W	95-65
3-12-87	^Pennsylvania	W	113-82
3-14-87	^Michigan	W	109-97
12-17-87	The Citadel	W	98-74

CHARLOTTE COLISEUM (37-9)

home of the NBA Charlotte Hornets

Date	Opponent	Outcome	Score
12-2-88	Arizona	W	79-72
12-3-88	Missouri	W	76-60
12-23-89	Kansas State	W	79-63
3-9-90	*Virginia	L (ot)	85-92
11-30-90	South Carolina	L	74-76
12-1-90	Iowa State	W	118-93

Date	Opponent	Outcome	Score
3-8-91	*Clemson	W	67-59
3-9-91	*Virginia	W	76-71
3-10-91	*Duke	W	96-74
3-13-92	*Wake Forest	W	80-65
3-14-92	*Florida State	W	80-76
3-15-92	*Duke	L	74-94
12-4-92	South Carolina	W	108-67
12-5-92	Texas	W	104-68
3-12-93	*Maryland	W	102-66
3-13-93	*Virginia	W	74-56
3-14-93	*Georgia Tech	L	75-77
12-3-93	George Washington	W	87-62
12-4-93	BYU	W	97-65
3-11-94	*Florida State	W	83-69
3-12-94	*Wake Forest	W (ot)	86-84
3-13-94	*Virginia	W	73-66
12-2-94	South Carolina	W	95-58
12-3-94	Cincinnati	W	86-76
12-1-95	Tulane	W	89-71
12-2-95	Stanford	W	87-63
12-6-96	Southern California	W	99-84
12-7-96	South Carolina	W	86-75
12-5-97	Chattanooga	W	68-38
12-6-97	Virginia Tech	W	78-57
12-4-98	Old Dominion	W	63-61
12-5-98	College of Charleston	L	64-66
3-5-99	*Georgia Tech	W	78-49
3-6-99	*Maryland	W	86-79
3-7-99	*Duke	L	73-96
12-3-99	College of Charleston	W	72-54
12-4-99	UNLV	W	102-78
3-10-00	*Wake Forest	L	52-58
12-29-00	Massachusetts	W	91-60
12-30-00	College of Charleston	W	64-60
12-21-01	College of Charleston	L	60-66
12-22-01	St. Joseph's (Pa.)	W	92-76
3-8-02	*Duke	L	48-60
11-24-03	Davidson	W	91-68
3-18-05	^Oakland	W	96-68
3-20-05	^Iowa State	W	92-65

CHARLOTTE BOBCATS ARENA/TIME

WARNER CABLE ARENA/

SPECTRUM CENTER (15-2)

home of the NBA Charlotte Bobcats/Hornets

Date	Opponent	Outcome	Score
11-14-06	Sacred Heart	W	103-81
11-15-06	Winthrop	W	73-66
11-14-07	Davidson	W	72-68
3-14-08	*Florida State	W	82-70
3-15-08	*Virginia Tech	W	68-66
3-16-08	*Clemson	W	86-81
3-27-08	^Washington State	W	68-47
3-29-08	^Louisville	W	83-73
3-18-11	^Long Island	W	102-87
3-20-11	^Washington	W	86-83
11-22-14	Davidson	W	90-72
12-1-17	Davidson	W	85-75
3-16-18	^Lipscomb	W	84-66
3-18-18	^Texas A&M	L	65-86
3-14-19	*Louisville	W	83-70
3-15-19	*Duke	L	73-74
11-21-22	Michigan	W	80-76

Overall Record in Charlotte: 172-27



RESULTS IN GREENSBORO



GREENSBORO COLISEUM (88-22)

Date	Opponent	Outcome	Score
1-9-60	Wake Forest	W	62-59
1-16-60	Virginia	W	76-57
12-13-60	Kentucky	L	65-70
12-11-61	Indiana	L	70-76
1-13-62	Virginia	W	100-71
1-4-64	Notre Dame	W	78-68
12-14-64	Vanderbilt	W	84-78
2-6-65	NYU	W	100-78
12-27-65	Princeton	W	75-61
12-3-66	Penn State	W	93-63
12-17-66	NYU	W	95-58
12-27-66	Furman	W	101-56
3-9-67	*NC State	W	56-53
3-10-67	*Wake Forest	W	89-79
3-11-67	*Duke	W	82-73
12-12-67	Kentucky	W	84-77
12-16-67	Princeton	W	71-63
12-2-68	Oregon	W	89-78
2-8-69	Florida State	W	100-82
12-13-69	Florida State	W	86-75
12-29-69	Harvard	W	92-74
12-30-69	Bowling Green	W	89-72
12-18-70	NC State	L	70-82
12-19-70	Duke	W	83-81
12-29-70	Penn State	W	73-57
12-30-70	Northwestern	W	98-74
3-11-71	*Clemson	W	76-41
3-12-71	*Virginia	W	78-68
3-13-71	*South Carolina	L	51-52
12-17-71	Wake Forest	W	99-76
12-18-71	NC State	W	99-68
2-3-72	Wake Forest	W	71-59
3-10-72	*Duke	W	63-48
3-11-72	*Maryland	W	73-64
12-5-72	Dartmouth	W	128-86
12-15-72	Duke	W	91-86
12-16-72	NC State	L	61-68
1-6-73	Nebraska	W	79-62
1-17-73	Wake Forest	W	99-80
3-8-73	*Wake Forest	L (OT)	52-54
12-1-73	Houston	W	97-74
12-10-73	Kentucky	W	101-84
1-4-74	NC State	L	77-78
1-5-74	Duke	W	84-75
2-16-74	Florida State	W	104-85
3-7-74	*Wake Forest	W	76-62
3-8-74	*Maryland	L	85-105
12-28-74	Utah	W	94-91
1-3-75	Duke	L (OT)	96-99
1-4-75	*NC State	L	67-82
3-6-75	*Wake Forest	W (OT)	101-100
3-7-75	*Clemson	W (OT)	76-71
3-8-75	NC State	W	70-66
1-2-76	Wake Forest	L	83-95
1-3-76	Duke	W	77-74
11-26-76	NC State	W	78-66
11-27-76	Wake Forest	L (OT)	96-97
1-5-77	Clemson	W	91-63
2-12-77	Tulane	W	106-94
3-4-77	*NC State	W	70-56
3-5-77	*Virginia	W	75-69
12-2-77	Duke	W	79-66
12-3-77	NC State	W	87-82
12-17-77	Cincinnati	W	67-59
3-2-78	*Wake Forest	L	77-82
12-1-78	Wake Forest	W	73-55
12-2-78	Duke	L	68-78
1-3-79	Clemson	W	90-68
1-14-79	Arkansas	W	63-57
3-2-79	*Maryland	W	102-79
3-3-79	*Duke	W	71-63
11-30-79	NC State	W	97-84
12-1-79	Duke	L	74-86
12-8-79	Cincinnati	W	68-63
1-14-80	Georgia Tech	W	54-53
2-28-80	*Wake Forest	W	75-62
2-29-80	*Duke	L	61-75

Date	Opponent	Outcome	Score
12-5-80	Duke	W	78-76
12-6-80	Wake Forest	L	71-82
12-13-80	South Florida	W	73-64
11-30-81	Southern California	W	73-62
2-14-82	Georgia	W	66-57
2-17-82	Wake Forest	W	69-51
3-5-82	*Georgia Tech	W	55-39
3-6-82	*NC State	W	58-46
3-7-82	*Virginia	W	47-45
12-11-82	Santa Clara	W	79-56
1-5-83	Rutgers	W	86-69
1-27-83	Wake Forest	W	80-78
1-29-83	Georgia Tech	W	72-65
3-19-83	^James Madison	W	68-49
11-26-83	Missouri	W	64-57
1-14-84	Wake Forest	W	70-62
2-1-84	Clemson	W	97-75
3-9-84	*Clemson	W	78-66
3-10-84	*Duke	L	75-77
12-15-84	Wake Forest	W	79-73
1-13-85	SMU	L	82-84
1-21-85	Jacksonville	W	74-68
12-7-85	Rutgers	W	114-71
1-11-86	Wake Forest	W	89-65
3-7-86	*Maryland	L	75-85
1-22-87	Wake Forest	W	79-53
1-6-88	Fordham	W (OT)	76-67
1-28-88	Wake Forest	L	80-83
3-11-88	*Wake Forest	W	83-62
3-12-88	*Maryland	W	74-64
3-13-88	*Duke	L	61-65
12-10-88	Richmond	W	76-68
1-25-89	Wake Forest	W	88-74

RENOVATED/CURRENT GREENSBORO COLISEUM (32-14)

Date	Opponent	Outcome	Score
1-21-95	Virginia Tech	W	87-76
3-10-95	*Clemson	W	78-62
3-11-95	*Maryland	W (OT)	97-92
3-12-95	*Wake Forest	L (OT)	80-82
3-8-96	*Clemson	L	73-75
12-18-96	LSU	W	67-48
3-7-97	*Virginia	W	78-68
3-8-97	*Wake Forest	W	86-73
3-9-97	*NC State	W	64-54
3-6-98	*NC State	W	73-46
3-7-98	*Maryland	W (OT)	83-73
3-8-98	*Duke	W	83-68
3-19-98	^Michigan State	W	73-58
3-21-98	^Connecticut	W	75-64
3-14-03	*Maryland	W	84-72
3-15-03	*Duke	L	63-75
12-2-03	Illinois	W	88-81
3-12-04	*Georgia Tech	L	82-83
3-10-06	*Virginia	W	79-67
3-11-06	*Boston College	L	82-85
3-19-09	^Radford	W	101-58
3-21-09	^LSU	W	84-70
3-11-10	*Georgia Tech	L	58-62
12-18-10	Texas	L	76-78
3-11-11	*Miami	W	61-59
3-12-11	*Clemson	W (OT)	92-87
3-13-11	*Duke	L	58-75
3-16-12	^Vermont	W	77-58
3-18-12	^Creighton	W	87-73
3-15-13	*Florida State	W	83-62
3-16-13	*Maryland	W	79-76
3-17-13	*Miami	L	77-87
3-14-14	*Pittsburgh	L	75-80
12-16-14	UNCG	W	79-56
3-11-15	*Boston College	W	81-63
3-12-15	*Louisville	W	70-60
3-13-15	*Virginia	W	71-67
3-14-15	*Notre Dame	L	82-90
2-5-17	Notre Dame	W	83-76
3-10-20	*Virginia Tech	W	78-56
3-11-20	*Syracuse	L	53-81
3-10-21	*Notre Dame	W	101-59

Date	Opponent	Outcome	Score
3-11-21	*Virginia Tech	W	81-73
3-12-21	*Florida State	L	66-69
3-8-23	*Boston College	W	57-62
3-9-23	*Virginia	L	59-68

GUILFORD COLLEGE GYMNASIUM (6-1)

Date	Opponent	Outcome	Score
2-28-1913	at Guilford	L	29-44
1-30-1914	at Guilford	W (OT)	23-22
2-24-1916	at Guilford	W	51-21
2-16-1918	at Guilford	W	28-24
2-14-1919	at Guilford	W	56-23
1-15-1920	at Guilford	W	50-23
12-13-1940	at Guilford	W	51-26

MISCELLANEOUS VENUES (2-3)

Date	Opponent	Outcome	Score
12-29-1926	at Greensboro YMCA	W	35-21
1-10-1930	at Greensboro YMCA	W	88-25
2-2-1944	Basic Training Center #10 Military Post	L	40-53
12-12-1945	Greensboro ORD Overseas Replacement Division Base	L	63-64
2-11-1955	Virginia (Senior High School)	L	73-98

Overall Record in Greensboro: 128-40

the January 9, 1960 game against Wake Forest was the first between ACC schools in the Greensboro Coliseum

* ACC Tournament game
^ NCAA Tournament game

SINGLE-GAME HIGHS IN GREENSBORO

MOST POINTS

- *40 - Harrison Barnes, 3-12-11 vs. Clemson
- 39 - Michael Jordan, 1-29-83 vs. Georgia Tech
- 34 - Charlie Scott, 12-2-68 vs. Oregon
- *33 - Rasheed Wallace, 3-11-95 vs. Maryland
- *32 - Al Wood, 2-29-80 vs. Duke
- *32 - Larry Miller, 3-11-67 vs. Duke
- 32 - Bobby Lewis, 12-27-65 vs. Princeton
- 31 - Brad Daugherty, 1-11-86 vs. Wake Forest
- *31 - Walter Davis, 3-6-75 vs. Wake Forest
- *31 - Larry Miller, 3-10-67 vs. Wake Forest
- 31 - Bobby Lewis, 12-14-64 vs. Vanderbilt

MOST REBOUNDS

- *18 - John Henson, 3-13-11 vs. Duke
- *18 - Antawn Jamison, 3-8-98 vs. Duke
- 18 - Lee Dedmon, 12-30-69 vs. Bowling Green
- 18 - Larry Miller, 12-17-66 vs. NYU
- 18 - Billy Cunningham, 1-4-64 vs. Notre Dame
- 17 - Bobby Jones, 1-6-73 vs. Nebraska
- 16 - Rusty Clark, 12-3-66 vs. Penn State
- ^15 - Tyler Zeller, 3-16-12 vs. Vermont
- 15 - Antawn Jamison, 12-18-96 vs. LSU
- *15 - Mitch Kupchak, 3-7-75 vs. Clemson

MOST ASSISTS

- 13 - Kenny Smith, 01-13-85 vs. SMU
- ^11 - Kendall Marshall, 03-18-12 vs. Creighton
- 11 - Walter Davis, 02-12-77 vs. Tulane
- *10 - Marcus Paige, 03-15-13 vs. Florida State
- ^10 - Kendall Marshall, 03-16-12 vs. Vermont
- *10 - Kendall Marshall, 03-11-11 vs. Miami
- *10 - Raymond Felton, 03-14-03 vs. Maryland
- *10 - Ed Cota, 03-07-97 vs. Virginia
- 10 - Brad Hoffman, 12-28-74 vs. Utah
- 10 - Steve Previs, 12-18-71 vs. NC State

* ACC Tournament, ^ NCAA Tournament



RESULTS IN DOMED STADIUMS



Date	Opponent	City	Stadium	W/L	Score	FG%	3FG%	FT%	Opp FG%
2-14-76	Tulane	New Orleans, La.	Louisiana Superdome	W (4 OT)	113-106	.453		.692	.562
12-23-77	Tulane	New Orleans, La.	Louisiana Superdome	W	108-103	.641		.684	.529
3-27-82	^Houston (SF)	New Orleans, La.	Louisiana Superdome	W	68-63	.591		.842	.422
3-29-82	^Georgetown (CH)	New Orleans, La.	Louisiana Superdome	W	63-62	.532		.591	.529
3-25-83	^Ohio State	Syracuse, N.Y.	Carrier Dome	W	64-51	.467		.880	.444
3-27-83	^Georgia	Syracuse, N.Y.	Carrier Dome	L	77-82	.492		.882	.561
12-10-83	Syracuse	Syracuse, N.Y.	Carrier Dome	W	87-64	.625		.810	.411
3-25-88	^Michigan	Seattle, Wash.	Kingdome	W	78-69	.500	.333	.700	.491
3-27-88	^Arizona	Seattle, Wash.	Kingdome	L	52-70	.357	.316	.750	.538
3-15-91	^Northeastern	Syracuse, N.Y.	Carrier Dome	W	101-66	.582	.429	.690	.375
3-17-91	^Villanova	Syracuse, N.Y.	Carrier Dome	W	84-69	.525	.462	.667	.414
3-30-91	^Kansas (SF)	Indianapolis, Ind.	Hoosier/RCA Dome	L	73-79	.384	.167	.609	.409
4-3-93	^Kansas (SF)	New Orleans, La.	Louisiana Superdome	W	78-68	.538	.714	.708	.439
4-5-93	^Michigan (CH)	New Orleans, La.	Louisiana Superdome	W	77-71	.491	.455	.783	.484
1-22-94	LSU	New Orleans, La.	Louisiana Superdome	W	88-65	.537	.294	.641	.333
4-1-95	^Arkansas (SF)	Seattle, Wash.	Kingdome	L	68-75	.375	.357	.667	.378
3-21-97	^California	Syracuse, N.Y.	Carrier Dome	W	63-57	.449	.571	.647	.382
3-23-97	^Louisville	Syracuse, N.Y.	Carrier Dome	W	97-74	.559	.500	.833	.377
3-29-97	^Arizona (SF)	Indianapolis, Ind.	Hoosier/RCA Dome	L	58-66	.311	.190	.800	.333
3-28-98	^Utah (SF)	San Antonio, Texas	Alamodome	L	59-65	.391	.130	.286	.444
4-1-00	^Florida (SF)	Indianapolis, Ind.	Hoosier/RCA Dome	L	59-71	.351	.227	.609	.391
3-9-01	*Clemson	Atlanta, Ga.	Georgia Dome	W	99-81	.547	.526	.792	.463
3-10-01	*Georgia Tech	Atlanta, Ga.	Georgia Dome	W	70-63	.441	.286	.609	.324
3-11-01	*Duke	Atlanta, Ga.	Georgia Dome	L	53-79	.292	.278	.714	.375
3-16-01	^Princeton	New Orleans, La.	Louisiana Superdome	W	70-48	.553	.273	.833	.377
3-18-01	^Penn State	New Orleans, La.	Louisiana Superdome	L	74-82	.469	.176	.786	.437
3-25-05	^Villanova	Syracuse, N.Y.	Carrier Dome	W	67-66	.417	.421	.792	.377
3-27-05	^Wisconsin	Syracuse, N.Y.	Carrier Dome	W	88-82	.531	.313	.833	.492
4-2-05	^Michigan State (SF)	St. Louis, Mo.	Edward Jones Dome	W	87-71	.493	.350	.647	.338
4-4-05	^Illinois (CH)	St. Louis, Mo.	Edward Jones Dome	W	75-70	.519	.563	.632	.386
4-5-08	^Kansas (SF)	San Antonio, Texas	Alamodome	L	66-84	.358	.208	.867	.531
12-3-08	Michigan State	Detroit, Mich.	Ford Field	W	98-63	.479	.316	.828	.348
3-13-09	*Virginia Tech	Atlanta, Ga.	Georgia Dome	W	79-76	.446	.316	.714	.448
3-14-09	*Florida State	Atlanta, Ga.	Georgia Dome	L	70-73	.373	.267	.759	.491
4-4-09	^Villanova (SF)	Detroit, Mich.	Ford Field	W	83-69	.403	.500	.595	.329
4-6-09	^Michigan State (CH)	Detroit, Mich.	Ford Field	W	89-72	.459	.417	.700	.400
12-19-09	Texas	Arlington, Texas	Dallas Cowboys Stadium	L	90-103	.480	.538	.579	.414
3-23-12	^Ohio	St. Louis, Mo.	Edward Jones Dome	W (OT)	73-65	.400	.318	.583	.324
3-25-12	^Kansas	St. Louis, Mo.	Edward Jones Dome	L	67-80	.438	.118	.750	.460
1-11-14	Syracuse	Syracuse, N.Y.	Carrier Dome	L	45-57	.392	.167	.333	.350
1-9-16	Syracuse	Syracuse, N.Y.	Carrier Dome	W	84-73	.525	.188	.850	.429
4-2-16	^Syracuse (SF)	Houston, Texas	NRG Stadium	W	83-66	.538	.235	.818	.409
4-4-16	^Villanova (CH)	Houston, Texas	NRG Stadium	L	74-77	.429	.647	.692	.583
4-1-17	^Oregon (SF)	Glendale, Ariz.	University of Phoenix Stadium	W	77-76	.368	.381	.704	.379
4-3-17	^Gonzaga (CH)	Glendale, Ariz.	University of Phoenix Stadium	W	71-65	.356	.148	.577	.339
2-21-18	Syracuse	Syracuse, N.Y.	Carrier Dome	W	78-74	.446	.364	.800	.431
2-29-20	Syracuse	Syracuse, N.Y.	Carrier Dome	W	92-79	.516	.423	.882	.444
3-1-21	Syracuse	Syracuse, N.Y.	Carrier Dome	L	70-72	.382	.200	.636	.409
4-2-22	^Duke (SF)	New Orleans, La.	Caesars Superdome	W	81-77	.422	.385	.708	.417
4-4-22	^Kansas (CH)	New Orleans, La.	Caesars Superdome	L	69-72	.315	.217	.818	.439
1-14-23	Syracuse	Syracuse, N.Y.	JMA Wireless Dome	W	72-68	.448	.375	.609	.500

* ACC Tournament, ^ NCAA Tournament, (SF) NCAA Semifinal, (CH) NCAA Championship

UNC

Highest Field Goal Percentage	.641 (41 of 64) at Tulane (Louisiana Superdome), 12-23-76
Lowest Field Goal Percentage	.292 (19 of 65) vs. Duke (Georgia Dome), 3-11-01
Highest Three-Point Percentage	.714 (5 of 7) vs. Kansas (Superdome), 4-3-93
Lowest Three-Point Percentage	.118 (2 of 17) vs. Kansas (Edward Jones Dome) 3-25-12
Highest Free Throw Percentage	.882 (15 of 17) at Syracuse (Carrier Dome), 2-29-20
Lowest Free Throw Percentage	.286 (2 of 7) vs. Utah (Alamodome), 3-28-98

OPPONENTS

Highest Field Goal Percentage	.583 (28 of 48) by Villanova (NRG Stadium), 4-4-16
Lowest Field Goal Percentage	.324 (23 of 71) by Georgia Tech (Georgia Dome), 3-10-01
	.324 (23 of 71) by Ohio (Edward Jones Dome), 3-23-12

UNC Record by Dome

UNC Record by Dome	W-L
JMA Wireless/Carrier Dome (Syracuse)	12-3
Louisiana Superdome (New Orleans)	9-2
Ford Field (Detroit)	3-0
Edward Jones Dome (St. Louis)	3-1
Georgia Dome (Atlanta)	3-2
Univ. of Phoenix Stadium (Glendale)	2-0
NRG Stadium (Houston)	1-1
Kingdome (Seattle)	1-2
Dallas Cowboys Stadium (Arlington)	0-1
Alamodome (San Antonio)	0-2
Hoosier/RCA Dome (Indianapolis)	0-3
Totals	34-17



RESULTS IN NEW YORK METROPOLITAN AREA



Yale, New Haven, Conn. (1-1)

Date	Opponent	Outcome	Score	Event
2-8-1921	Yale	L	30-32	arena unknown
12-21-1974	Yale	W	70-53	(Payne Whitney Gymnasium)

Ballantine Gym, Piscataway, N.J. (0-1)

Date	Opponent	Outcome	Score
2-7-1921	Rutgers	L	22-25

Crescent Athletic Club, Brooklyn (1-1)

Date	Opponent	Outcome	Score
2-3-1925	Crescent AC	L	24-32
1-21-1935	Crescent AC	W	38-32

University Gym, Princeton, N.J. (0-2)

Date	Opponent	Outcome	Score
2-9-1929	Princeton	L (ot)	19-20
1-21-1938	Princeton	L	32-53

New York Athletic Club, Manhattan (1-0)

Date	Opponent	Outcome	Score
1-22-1935	New York AC	W	38-32

Madison Square Garden III

Manhattan, 8th Avenue between 49th and 50th (6-10)

Date	Opponent	Outcome	Score	Event
1-15-1936	NYU	L	33-55	
1-15-1937	NYU	L	30-37	
1-4-1941	Fordham	L	41-42	
12-27-1945	NYU	W	43-41	
^3-21-1946	NYU	W	57-49	NCAA Regional Semifinal
^3-23-1946	Ohio State	W (ot)	60-57	NCAA Regional Final
^3-26-1946	Oklahoma A&E (State)	L	40-43	NCAA Final
1-14-1947	NYU	W	50-48	
1-15-1948	NYU	L	34-63	
1-6-1949	NYU	L	48-72	
1-4-1951	NYU	L	60-66	
12-20-1956	NYU	W	64-59	
^3-12-1957	Yale	W	90-74	NCAA First Round
^3-10-1959	Navy	L	63-76	NCAA First Round
2-12-1964	NYU	L	68-69	
2-9-1966	NYU	L	78-83	

Current Madison Square Garden, Manhattan, 4 Penn Plaza (30-11)

Date	Opponent	Outcome	Score	Event
12-27-1968	Villanova	W	69-61	ECAC Holiday Festival
12-28-1968	St. John's	L	70-72	ECAC Holiday Festival
12-30-1968	Princeton	W	103-76	ECAC Holiday Festival
~3-14-1970	Manhattan	L	90-95	NIT
~3-20-1971	Massachusetts	W	90-49	NIT
~3-22-1971	Providence	W	86-79	NIT
~3-25-1971	Duke	W	73-67	NIT
~3-27-1971	Georgia Tech	W	84-66	NIT Final
2-19-1972	Notre Dame	W	99-74	
2-17-1973	Florida State	W	91-79	
~3-17-1973	Oral Roberts	W	82-65	NIT
~3-20-1973	Massachusetts	W	73-63	NIT
~3-24-1973	Notre Dame	L	71-78	NIT
~3-25-1973	Alabama	W	88-69	NIT
~3-16-1974	Purdue	L	71-82	NIT
12-4-1975	Seton Hall	W	75-63	
2-11-1978	Rutgers	W	74-57	
2-14-1980	Rutgers	W (ot)	73-70	
12-19-1981	Rutgers	W	59-36	
12-27-1983	Iona	W	74-61	ECAC Holiday Festival
12-29-1983	St. John's	W	64-51	ECAC Holiday Festival
1-9-1986	Fordham	W	92-68	
11-23-1988	Missouri	L	81-91	Preseason NIT
11-25-1988	Indiana	W	106-92	Preseason NIT
1-11-1992	Notre Dame	L	76-88	
11-24-1993	Massachusetts	L (ot)	86-91	Preseason NIT
11-26-1993	Minnesota	W	90-76	Preseason NIT
11-25-1998	Purdue	W	54-47	Preseason NIT
11-27-1998	Stanford	W	57-49	Preseason NIT Final

Date	Opponent	Outcome	Score	Event
11-27-2002	Kansas	W	67-56	Preseason NIT
11-29-2002	Stanford	W	74-57	Preseason NIT Final
12-28-2002	Iona	L	56-65	ECAC Holiday Festival
12-29-2002	St. John's	W	63-59	ECAC Holiday Festival
11-22-2006	Gonzaga	L	74-82	Preseason NIT
11-24-2006	Tennessee	W	101-87	Preseason NIT
11-19-2009	Ohio State	W	77-73	Coaches vs. Cancer
11-20-2009	Syracuse	L	71-87	Coaches vs. Cancer Final
~3-30-2010	Rhode Island	W (ot)	68-67	NIT
~4-1-2010	Dayton	L	68-79	NIT Final
12-28-2010	Rutgers	W	78-55	
12-17-2022	Ohio State	W (ot)	89-84	CBS Sports Classic

Jadwin Gym, Princeton, N.J. (1-1)

Date	Opponent	Outcome	Score
12-6-1971	Princeton	L	73-89
12-22-1996	Princeton	W	69-60

Meadowlands, East Rutherford, N.J. (12-4)

Date	Opponent	Outcome	Score	Event
12-26-1981	Kentucky	W	82-69	
12-4-1982	LSU	W	47-43	
^3-19-1987	Notre Dame	W	74-67	NCAA Regional Semifinal
^3-21-1987	Syracuse	L	75-79	NCAA Regional Final
12-7-1989	Georgetown	L	81-93	ACC-Big East Challenge
1-5-1991	Notre Dame	W	82-47	
^3-22-1991	Eastern Michigan	W	93-67	NCAA Regional Semifinal
^3-24-1991	Temple	W	75-72	NCAA Regional Final
12-4-1991	Seton Hall	W	83-54	ACC-Big East Challenge
1-24-1993	Seton Hall	W	70-66	
^3-26-1993	Arkansas	W	80-74	NCAA Regional Semifinal
^3-28-1993	Cincinnati	W (ot)	75-68	NCAA Regional Final
12-20-1996	Massachusetts	W	83-69	Jimmy V Classic
12-21-1999	Indiana	L	73-82	Jimmy V Classic
^3-23-2007	Southern California	W	74-64	NCAA Regional Semifinal
^3-25-2007	Georgetown	L (ot)	84-96	NCAA Regional Final

Louis Brown Athletic Center, Piscataway, N.J. (1-0)

Date	Opponent	Outcome	Score
12-16-2007	Rutgers	W	93-71

Prudential Center, Newark, N.J. (1-1)

Date	Opponent	Outcome	Score	Event
^3-25-2011	Marquette	W	81-63	NCAA Regional Semifinal
^3-27-2011	Kentucky	L	69-76	NCAA Regional Final

Barclays Center, Brooklyn (6-3)

Date	Opponent	Outcome	Score	Event
12-19-2015	UCLA	W	89-76	CBS Sports Classic
*3-19-2017	Miami	W	78-53	ACC Tournament
*3-20-2017	Duke	L	83-93	ACC Tournament
*3-7-2018	Syracuse	W	78-59	ACC Tournament
*3-8-2018	Miami	W	82-65	ACC Tournament
*3-9-2018	Duke	W	74-69	ACC Tournament
*3-10-2018	Virginia	L	63-71	ACC Tournament Final
*3-10-2022	Virginia	W	63-43	ACC Tournament
*3-11-2022	Virginia Tech	L	59-72	ACC Tournament

* ACC Tournament, ^ NCAA Tournament, ~ NIT



STREAKS



ALL-TIME WINNING STREAK

Games Started	Ended (UNC loss against...)
37	12/4/1956 vs. Furman
34	12/15/1923 vs. Durham Elks
21	11/24/1985 vs. UCLA
21	11/26/1983 vs. Missouri
20	12/12/1967 vs. Kentucky
18	11/14/2007 at Davidson
18	12/4/2000 vs. Miami
18	12/18/1982 vs. Texas Pan American
17	11/14/1997 vs. Middle Tenn St
17	1/11/1946 vs. Virginia
16	2/1/1997 vs. Middle Tenn St
16	12/3/1986 vs. Stetson
16	2/5/1982 vs. Furman
	12/21/1957 by West Virginia (64-75)
	2/2/1925 by Harvard (22-23)
	1/30/1986 by Virginia (73-86)
	2/12/1984 by Arkansas (64-65)
	2/28/1968 by South Carolina (86-87)
	1/19/2008 by Maryland (80-82)
	2/18/2001 by Clemson (65-75)
	2/13/1983 by Villanova (53-56)
	1/14/1998 by Maryland (83-89) OT
	2/23/1946 by Little Creek A.B. (46-60)
	3/29/1997 by Arizona (58-66)
	2/1/1987 by Notre Dame (58-60)
	11/20/1983 by St. John's (74-78) OT

ALL-TIME LOSING STREAK

Games Started	Ended (UNC win vs...)
8	12/20/1950 by Eastern Kentucky
7	2/1/2020 by Boston College
6	1/5/2002 by Wake Forest
6	2/3/1921 by VMI
5	1/4/2020 by Georgia Tech
5	1/22/2003 by Maryland
5	1/31/2002 by Duke
5	2/12/1952 by South Carolina
5	1/17/1939 by Wake Forest
4	on 17 occasions (latest 11/25-12/4/2022)
	1/11/1951 vs. Wake Forest (65-56)
	2/25/2020 vs. NC State (85-79)
	1/27/2002 vs. Clemson (87-69)
	2/10/1921 vs. Lynchburg Elks (38-15)
	1/25/2020 vs. Miami (94-71)
	2/8/2003 vs. Florida State (61-60)
	2/17/2002 vs. Florida State (95-85)
	12/1/1953 vs. The Citadel (70-50)
	1/31/1939 vs. Wake Forest (56-54)

HOME WINNING STREAK

Games Started	Ended (UNC loss against...)
31&	3/2/2010 vs. Miami
26	2/2/1922 vs. Wofford
25	3/4/1992 vs. Georgia Tech
25	2/9/1977 vs. Maryland
23	2/25/1970 vs. Virginia Tech
23	12/3/1955 vs. Clemson
23	2/20/2016 vs. Miami
21	2/21/2007 vs. NC State
21	2/15/2004 vs. Maryland
19	1/15/1997 vs. NC State
19	1/26/1937 vs. Virginia
18	2/26/1986 vs. Virginia
	2/8/2012 by Duke (84-85)
	2/12/1925 by South Carolina (27-28)
	2/12/1994 by Georgia Tech (89-96)
	1/20/1980 by Maryland (86-92)
	1/25/1973 by Virginia (78-84)
	1/15/1958 by NC State (57-58)
	12/20/2018 by Wofford (75-79)
	1/4/2009 by Boston College (78-85)
	11/29/2005 by Illinois (64-68)
	2/21/1998 by NC State (72-86)
	1/3/1939 by Princeton (20-30)
	1/21/1988 by Duke (69-70)

& included 30 wins at the Smith Center and one at Carmichael Arena

HOME LOSING STREAK

Games Started	Ended (UNC win vs...)
5	1/5/2002 by Wake Forest
4	1/16/2010 by Georgia Tech
4	3/4/2001 by Duke
4	12/4/1943 by Cherry Point M.A.S.
4	2/1/1930 by Duke
3	2/1/2020 by Boston College
3	1/4/2020 by Georgia Tech
3	2/6/1953 by Duke
3	1/26/1952 by NC State
3	1/6/1945 by South Carolina
3	1/17/1939 by Wake Forest
	2/17/2002 vs. Florida State (95-85)
	2/1/2010 vs. NC State (74-61)
	12/2/2001 vs. Georgia Tech (83-77)
	1/11/1944 vs. Florence A.A.B. (41-19)
	2/21/1930 vs. Virginia Tech (41-23)
	2/25/2020 vs. NC State (85-79)
	1/25/2020 vs. Miami (94-71)
	12/11/1953 vs. William & Mary (71-61)
	2/8/1952 vs. The Citadel (80-62)
	1/24/1945 vs. Virginia Tech (60-28)
	2/4/1939 vs. VMI (43-41)

SMITH CENTER WINNING STREAK

Games Started	Ended (UNC loss against...)
30	3/2/2010 vs. Miami
25	3/4/1992 vs. Georgia Tech
21	2/21/2007 vs. NC State
21	2/15/2004 vs. Maryland
19	1/15/1997 vs. NC State
18	2/26/1986 vs. Virginia
	2/8/2012 by Duke (84-85)
	2/12/1994 by Georgia Tech (89-96)
	1/4/2009 by Boston College (78-85)
	11/29/2005 by Illinois (64-68)
	2/21/1998 by NC State (72-86)
	1/21/1988 by Duke (69-70)

SMITH CENTER LOSING STREAK

Games Started	Ended (UNC win vs...)
5	1/5/2002 by Wake Forest
4	1/16/2010 by Georgia Tech
4	3/4/2001 by Duke
3	2/1/2020 by Boston College
3	1/4/2020 by Georgia Tech
	2/17/2002 vs. Florida State (95-85)
	2/1/2010 vs. NC State (74-61)
	12/2/2001 vs. Georgia Tech (83-77)
	2/25/2020 vs. NC State (85-79)
	1/25/2020 vs. Miami (Fla.) (94-71)



Bob Cunningham, Lennie Rosenbluth, Tommy Kearns, Joe Quigg, Pete Brennan and head coach Frank McGuire led UNC to a school-record 37 consecutive wins over the 1956-57 and 1957-58 seasons.

CARMICHAEL AUDITORIUM WINNING STREAK

Games Started	Ended (UNC loss against...)
25	2/9/1977 vs. Maryland
23	2/25/1970 vs. Virginia Tech
	1/20/1980 by Maryland (86-92)
	1/25/1973 by Virginia (78-84)

CARMICHAEL AUDITORIUM LOSING STREAK

Games Started	Ended (UNC win vs...)
2	2/21/1973 by Miami (Ohio)
2	2/3/1981 by Virginia
2	1/19/1985 by Duke
	12/5/1973 vs. California (74-70)
	2/21/1981 vs. Clemson (75-61)
	2/7/1985 vs. Virginia (82-73)

ROAD WINNING STREAK

Games Started	Ended (UNC loss against...)
23	3/7/1922 at Duke
15	3/1/1975 at Duke
15	11/14/2007 at Davidson
14	12/27/1945 at NYU
11	3/2/1983 at Georgia Tech
	2/2/1925 at Harvard (22-23)
	1/19/1977 at NC State (73-75)
	1/11/2009 at Wake Forest (89-92)
	2/23/1945 at Little Creek A.B. (46-60)
	2/12/1984 at Arkansas (64-65)

ACC ROAD WINNING STREAK

Games Started	Ended (UNC loss against...)
11	3/2/1983 at Georgia Tech
	1/30/1984 at Clemson (50-52)

ROAD LOSING STREAK

Games Started	Ended (UNC win vs...)
8	3/1/1911 at Virginia
8	1/4/2003 at Miami
7	1/9/1964 at Wake Forest
6	2/3/1921 at VMI
6	1/16/1943 at Washington & Lee
6	2/18/2001 at Clemson
5	on eight occasions (latest: 2/2/2002-3/4/2002)
	12/29/1913 at Charlotte YMCA (43-32)
	11/24/2003 at Davidson (91-68)
	12/5/1964 at South Carolina (82-71)
	2/10/1921 at Lynchburg Elks (38-15)
	12/20/1943 at Seymour Johnson Field (48-42)
	1/27/2002 at Clemson (87-69)

WINNING STREAK VS. ACC OPPONENTS

Games Started	Ended (UNC loss against...)
25	12/8/1956 vs. Clemson
17	3/4/1967 vs. Duke
17	2/11/1982 vs. Maryland
16	1/8/1986 vs. Maryland
15	1/7/1984 vs. NC State
15	2/6/1997 vs. Florida State
	1/11/1958 by Maryland (61-74)
	2/28/1968 by South Carolina (86-87)
	2/16/1983 by Maryland (94-106)
	3/8/1987 by NC State (67-68)
	3/10/1984 by Duke (75-77)
	1/14/1998 by Maryland (83-89) OT

LOSING STREAK VS. ACC OPPONENTS

Games Started	Ended (UNC win vs...)
7	2/1/2020 by Boston College
6	12/8/2019 by Virginia
5	1/5/2002 by Wake Forest
5	1/31/2002 by Duke
5	1/22/2003 by Maryland
4	1/19/1954 vs. NC State
4	2/3/1962 by Duke
4	2/18/1964 by Maryland
4	2/19/1992 by Virginia
4	3/8/1996 by Clemson
4	1/31/2010 by Virginia
	2/25/2020 vs. NC State (85-79)
	1/25/2020 vs. Miami (94-71)
	1/27/2002 vs. Clemson (87-69)
	2/17/2002 vs. Florida State (95-85)
	2/8/2003 vs. Florida State (61-60)
	2/13/1954 vs. Clemson (72-56)
	2/16/1962 vs. Clemson (69-59)
	3/5/1964 vs. South Carolina (80-63)
	3/4/1992 vs. Georgia Tech (79-75)
	1/15/1997 vs. NC State (59-56)
	2/13/2010 vs. NC State (74-61)



100-POINT GAMES



Date	Opponent	Place	W-L	UNC-Oppt
Dec 3, 1951	Furman	A	W	100-57
Jan 10, 1956	Virginia	H	W	101-65
Jan 14, 1956	Clemson	A	W	103-99
Feb 7, 1956	William & Mary	H	W	115-63
Jan 12, 1957	Virginia	H	W	102-90
Feb 1, 1958	South Carolina	A	W	115-88
Jan 13, 1962	Virginia	GBO	W	100-71
Feb 23, 1963	Duke (1)	A	L	93-106
Dec 9, 1963	Kentucky	A	L	80-100
Dec 16, 1963	Tulane	A	W	109-81
Feb 29, 1964	Duke	H	L	69-104
Dec 10, 1964	Tulane	H	W	111-74
Dec 12, 1964	Indiana	A	L	81-107
Jan 6, 1965	Wake Forest	A	L	85-107
Feb 6, 1965	NYU	GBO	W	100-78
Feb 9, 1965	Wake Forest	H	W	107-91
Feb 23, 1965	Virginia	H	W (2 OT)	105-101
Dec 8, 1965	Richmond	H	W	127-76
Dec 16, 1965	Florida State	H	W	115-80
Dec 31, 1965	West Virginia (2)	RAL	L	97-102
Feb 3, 1966	Wake Forest	H	W	115-87
Feb 7, 1966	South Carolina	H	W	104-70
Dec 27, 1966	Furman	GBO	W	101-56
Dec 30, 1966	Ohio State	CHAR	W	105-82
Jan 28, 1967	Virginia	H	W	103-76
Feb 25, 1967	Virginia Tech	H	W	110-78
Dec 6, 1967	Kent	H	W	107-83
Jan 13, 1968	Clemson	A	W	115-83
Feb 6, 1968	Virginia	H	W	108-64
Dec 3, 1968	Oregon	H	W	106-73
Dec 9, 1968	Vanderbilt	CHAR	W	100-78
Dec 30, 1968	Princeton (3)	NYC	W	103-76
Jan 14, 1969	Georgia Tech	A	W	101-70
Feb 1, 1969	Maryland	H	W	107-87
Feb 8, 1969	Florida State	GBO	W	100-82
Feb 15, 1969	Clemson (1)	CHAR	W	107-81
Feb 22, 1969	The Citadel	H	W	106-59
Mar 22, 1969	^Drake (4)	LOU	L	84-104
Dec 1, 1969	Florida Southern	H	W	112-47
Dec 3, 1969	Mercer	H	W	100-52
Feb 13, 1970	Clemson (1)	CHAR	W	110-66
Feb 14, 1970	Georgia Tech (1)	CHAR	L	95-104
Dec 1, 1970	East Tennessee State	H	W	109-79
Dec 5, 1970	William & Mary	A	W	101-72
Dec 12, 1970	Creighton	CHAR	W	106-86
Dec 22, 1970	Utah	A	L	86-105
Jan 2, 1971	Tulane	CHAR	W	101-79
Jan 30, 1971	Maryland	H	W	105-79
Feb 17, 1971	Maryland	A	W	100-76
Dec 2, 1971	Rice	H	W	127-69
Jan 8, 1972	Furman	H	W	118-66
Feb 7, 1972	NC State	H	W	101-78
Feb 12, 1972	Georgia Tech (1)	CHAR	W	118-73
Mar 25, 1972	^Louisville (5)	LA	W	105-91
Nov 25, 1972	St. Thomas (Fla.)	H	W	107-62
Dec 5, 1972	Dartmouth	GBO	W	128-86
Jan 4, 1973	Furman	CHAR	W	100-67
Feb 9, 1973	Georgia Tech (1)	CHAR	W	107-72
Feb 21, 1973	Miami (Ohio)	H	L	92-102
Dec 8, 1973	Vermont	H	W	103-48
Dec 10, 1973	Kentucky	GBO	W	101-84
Dec 28, 1973	St. Thomas (Fla.)	A	W	112-72
Jan 9, 1974	Clemson	A	W	102-90
Feb 9, 1974	Georgia Tech (1)	CHAR	W	112-70
Feb 16, 1974	Florida State	GBO	W	104-85
Mar 8, 1974	*Maryland (6)	GBO	L	85-105
Nov 30, 1974	St. Thomas (Fla.)	H	W	101-74
Jan 11, 1975	Howard	H	W	109-67
Jan 29, 1975	Wake Forest	H	W	101-91
Feb 8, 1975	Georgia Tech (1)	CHAR	W	111-81
Mar 6, 1975	*Wake Forest (6)	GBO	W (OT)	101-100
Mar 22, 1975	^Boston College (7)	PROV	W	110-90
Nov 29, 1975	Howard	H	W	115-75
Dec 20, 1975	East Tennessee State	A	W	104-67
Feb 14, 1976	Tulane	A	W (4OT)	113-106
Dec 20, 1976	Brigham Young	H	W	113-93
Dec 27, 1976	Oral Roberts (8)	PORT	W	100-84
Feb 12, 1977	Tulane	GBO	W	106-94
Feb 16, 1977	South Florida	H	W	100-65

Date	Opponent	Place	W-L	UNC-Oppt
Dec 10, 1977	William & Mary	A	W	101-43
Dec 23, 1977	Tulane	A	W	108-103
Feb 4, 1978	Virginia Tech (1)	CHAR	W	101-88
Dec 30, 1978	Niagara (9)	ROCH	W	121-69
Mar 2, 1979	*Maryland (6)	GBO	W	102-79
Jan 24, 1981	Georgia Tech	H	W	100-60
Dec 18, 1982	Texas-Pan Am (10)	TUL	W	106-50
Jan 15, 1983	Virginia	A	W	101-95
Feb 22, 1983	Duke	H	W	103-82
Jan 16, 1983	Maryland	A	L	94-106
Feb 24, 1983	Wake Forest	H	W	100-85
Mar 5, 1983	Duke	A	W	105-81
Mar 11, 1983	*Clemson (11)	ATL	W	105-79
Dec 21, 1983	Dartmouth	H	W	103-58
Jan 25, 1984	Wake Forest	H	W	100-63
Nov 24, 1985	UCLA	H	W	107-70
Nov 26, 1985	Iona	H	W	110-67
Dec 7, 1985	Rutgers	GBO	W	114-71
Dec 27, 1985	Manhattan (12)	MIA	W	129-45
Dec 28, 1985	Brown (12)	MIA	W	115-63
Dec 31, 1985	Florida State	CHAR	W	109-64
Nov 29, 1986	Hawaii Loa (13)	A	W	118-80
Dec 3, 1986	Stetson	H	W	100-64
Dec 6, 1986	Miami (Fla.)	H	W	122-77
Jan 28, 1987	Clemson	A	W	108-99
Feb 18, 1987	East Tennessee State	H	W	118-65
Mar 12, 1987	^Pennsylvania (14)	CHAR	W	113-82
Mar 14, 1987	^Michigan (14)	CHAR	W	109-97
Dec 30, 1987	Nevada	A	W	115-91
Mar 19, 1988	^Loyola Mrymt (15)	SLC	W	123-97
Nov 18, 1988	Chattanooga (16)	H	W	111-84
Nov 25, 1988	Indiana (16)	NYC	W	106-92
Dec 19, 1988	UCLA	H	W	104-78
Dec 22, 1988	Towson State	HER	W	102-74
Dec 29, 1988	San Diego State	A	W	103-92
Jan 3, 1989	Pepperdine	A	W	102-80
Jan 15, 1989	Virginia	A	L	83-106
Feb 21, 1989	Nevada	H	W	109-86
Feb 25, 1989	Clemson	H	W	100-86
Nov 30, 1989	Alabama	A	L	93-101
Dec 27, 1989	Kentucky	LOU	W	121-110
Dec 30, 1989	Colorado (17)	DEN	W	106-101
Feb 1, 1990	Georgia Tech	A	L	75-102
Nov 27, 1990	Jacksonville	H	W	104-61
Dec 1, 1990	Iowa State (18)	CHAR	W	118-93
Jan 3, 1991	Cornell	A	W	108-64
Jan 9, 1991	Maryland	H	W	105-73
Feb 18, 1991	The Citadel	H	W	118-50
Mar 15, 1991	^Northeastern (19)	SYR	W	101-66
Dec 1, 1991	Cornell	H	W	109-66
Dec 7, 1991	Central Florida	H	W	101-72
Jan 9, 1992	Clemson	H	W	103-69
Feb 27, 1992	Florida State	A	L	96-110
Dec 1, 1992	Old Dominion	H	W	119-82
Dec 4, 1992	South Carolina (18)	CHAR	W	108-67
Dec 5, 1992	Texas (18)	CHAR	W	104-68
Dec 20, 1992	Butler	A	W	103-56
Dec 30, 1992	Hawaii	A	W	101-84
Jan 7, 1993	NC State	A	W	100-67
Jan 9, 1993	Maryland	H	W	101-73
Feb 6, 1993	NC State	H	W	104-58
Mar 12, 1993	*Maryland (20)	CHAR	W	102-66
Mar 20, 1993	^Rhode Island (21)	W-S	W	112-67
Nov 17, 1993	Western Kentucky (22)	H	W	101-87
Dec 20, 1993	Pittsburgh	A	W	106-93
Jan 2, 1994	Marshall	H	W	116-62
Jan 15, 1994	Clemson	H	W	106-62
Jan 24, 1994	Butler	H	W	104-64
Dec 17, 1994	VMI	H	W	129-89
Jan 7, 1995	Maryland	H	W	100-90
Jan 25, 1995	Florida State	H	W	100-70
Feb 2, 1995	Duke	A	W (2 OT)	102-100
Dec 2, 1996	Bethune-Cookman	H	W	106-62
Dec 15, 1996	VMI	A	W	105-61
Nov 27, 1997	UCLA (23)	AN	W	109-68
Jan 24, 1998	Florida State	H	W	103-55
Feb 8, 1998	Georgia Tech	A	W (OT)	107-100
Dec 4, 1999	UNLV (24)	CHAR	W	102-78

Date	Opponent	Place	W-L	UNC-Oppt
Dec 27, 2001	NC A&T	H	W	104-66
Jan 9, 2002	Maryland (4)	A	L	79-112
Dec 7, 2003	George Mason	H	W	115-81
Dec 20, 2003	Wake Forest (14)	H	L (3 OT)	114-119
Dec 30, 2003	Coastal Carolina	H	W	105-72
Jan 11, 2004	Georgia Tech (8)	H	W	103-88
Nov 24, 2004	Iowa (25)	Maui	W	106-92
Dec 12, 2004	Loyola (Md.)	H	W	109-60
Dec 30, 2004	Cleveland State	H	W	107-64
Jan 2, 2005	William and Mary	H	W	105-66
Jan 8, 2005	Maryland	H	W	109-75
Jan 29, 2005	Virginia	A	W	110-76
Nov 22, 2005	Cleveland State	H	W	112-55
Nov 14, 2006	Sacred Heart (26)	CHAR	W	103-81
Nov 19, 2006	Gardner-Webb	H	W	103-50
Nov 24, 2006	Tennessee (27)	NYC	W	101-87
Dec 19, 2006	Florida Atlantic	H	W	105-52
Jan 3, 2007	Penn	H	W	102-64
Jan 31, 2007	Miami	H	W	105-64
Feb 10, 2007	Wake Forest	H	W	104-67
Nov 18, 2007	Iona	H	W	107-72
Nov 20, 2007	South Carolina State	H	W	110-64
Dec 4, 2007	Penn	A	W	106-71
Dec 22, 2007	UC Santa Barbara	H	W	105-70
Dec 27, 2007	Nevada	H	W	106-70
Feb 10, 2008	Clemson	H	W (2 OT)	103-93
Mar 21, 2008	^Mt. St. Mary's (28)	RAL	W	113-74
Mar 23, 2008	^Arkansas (28)	RAL	W	108-77
Nov 24, 2008	Chaminade (25)	Maui	W	115-70
Nov 26, 2008	Notre Dame (25)	Maui	W	102-87
Nov 30, 2008	UNC Asheville	H	W	116-48
Dec 13, 2008	Oral Roberts	H	W	100-84
Jan 7, 2009	College of Charleston	H	W	108-70
Feb 3, 2009	Maryland	H	W	108-91
Feb 11, 2009	Duke	A	W	101-87
Feb 28, 2009	Georgia Tech	H	W	104-74
Mar 19, 2009	^Radford (29)	GBO	W	101-58
Dec 12, 2009	Presbyterian	H	W	103-64
Dec 19, 2009	Texas (30)	ARL	L	90-103
Nov 18, 2010	Hofstra (31)	PR	W	107-63
Jan 2, 2011	Saint Francis (Pa.)	H	W	103-54
Feb 1, 2011	Boston College	A	W	106-74
Mar 18, 2011	^Long Island (32)	CHAR	W	102-87
Nov 20, 2011	Mississippi Valley (33)	H	W	101-75
Nov 22, 2011	Tennessee State (33)	H	W	102-69
Dec 29, 2011	Elon	H	W	100-62
Jan 1, 2012	Monmouth	H	W	102-65
Nov 21, 2012	Chaminade (25)	Maui	W	112-70
Dec 1, 2012	UAB	H	W	102-84
Feb 22, 2014	Wake Forest	H	W	105-72
Nov 16, 2014	Robert Morris	H	W	103-59
Dec 7, 2014	East Carolina	H	W	108-64
Jan 4, 2016	Florida State	A	W	106-90
Mar 25, 2016	^Indiana (34)	PHI	W	101-86
Nov 21, 2016	Chaminade (25)	MAUI	W	104-61
Nov 22, 2016	Oklahoma State (25)	MAUI	W	107-75
Dec 17, 2016	Kentucky (35)	LV	L	100-103
Dec 28, 2016	Monmouth	H	W	102-74
Jan 8, 2017	NC State	H	W	107-56
Mar 17, 2017	^Texas Southern (36)	GRNVL	W	103-64
Nov 23, 2017	Portland (37)	PORT-MC	W	102-78
Dec 6, 2017	Western Carolina	H	W	104-61
Nov 9, 2018	Elon	A	W	116-67
Nov 16, 2018	Tennessee Tech	H	W	108-58
Nov 19, 2018	Saint Francis	H	W	101-76
Dec 15, 2018	Gonzaga	H	W	103-90
Jan 21, 2019	Virginia Tech	H	W	103-82
Feb 5, 2019	NC State	H	W	113-96
Mar 10, 2021	*Notre Dame (6)	GBO	W	101-59
Jan 29, 2022	NC State	H	W	100-80
Nov 11, 2022	College of Charleston	H	W	102-86
Nov 27, 2022	Alabama (38)	PORT-VC	L (4 ot)	101-103
Dec 13, 2022	The Citadel	H	W	100-67



LUKE MAYE scored 30 points in Carolina's 113-96 win over NC State on Feb. 5, 2019. The 113 points were the 207th time the Tar Heels hit the century mark and the most UNC ever scored against the Wolfpack.

UNC record when it scores 100 points: 209-3

UNC record when only Carolina scores 100: 201-0

UNC record when only the opponent scores 100: 0-18

UNC record when both teams score 100: 8-3

UNC record when Hubert Davis's teams score 100: 3-1 (3-0 when only UNC scores 100, 0-1 when both teams score 100)

UNC record when Roy Williams' teams scored 100: 64-2 (64-0 when only UNC scored 100, 0-1 when only the opponent scored 100, 0-2 when both teams scored 100)

UNC record when Matt Doherty's teams scored 100: 1-0 (0-1 when only the opponent scored 100)

UNC record when Bill Guthridge's teams scored 100: 4-0 (3-0 when only UNC scored 100, 1-0 when both teams scored 100)

UNC record when Dean Smith's teams scored 100: 131-0 (124-0 when only UNC scored 100, 0-16 when only the opponents scored 100, 7-0 when both teams scored 100)

UNC record when Frank McGuire's teams scored 100: 5-0

UNC record when Tom Scott's teams scored 100: 1-0

ACC Tournament: 5-0 when scoring 100 (0-1 when allowing 100)

NCAA Tournament: 13-0 when scoring 100 (0-1 when allowing 100)

Legend for 100-Point Games at Neutral Sites

(1) North-South Doubleheader

(2) Triangle Doubleheader, Reynolds Coliseum, Raleigh

(3) ECAC Holiday Festival, Madison Square Garden, New York City

(4) NCAA Final Four, Freedom Hall, Louisville, Ky.

(5) NCAA Final Four, Sports Arena, Los Angeles

(6) ACC Tournament, Greensboro Coliseum, Greensboro

(7) NCAA East Regional, Providence Civic Center, Providence, R.I.

(8) Far West Classic, Portland Memorial Coliseum, Portland, Ore.

(9) Kodak Classic, Rochester War Memorial Coliseum, Rochester, N.Y.

(10) Oil City Classic, Mabee Center, Tulsa, Okla.

(11) Atlantic Coast Conference Tournament, The Omni, Atlanta

(12) Orange Bowl Classic, James L. Knight Center, Miami

(13) Hawaii Thanksgiving Festival

(14) NCAA East Regional, Charlotte Coliseum, Charlotte

(15) NCAA West Regional, Jon M. Huntsman Center, Salt Lake City

(16) Dodge Pre-Season National Invitation Tournament

(17) Mile High Classic, Freedom Hall, Louisville, Ky.

(18) Diet Pepsi Tournament of Champions, Charlotte Coliseum, Charlotte

(19) NCAA East Regional, Carrier Dome, Syracuse, N.Y.

(20) ACC Tournament, Charlotte Coliseum, Charlotte

(21) NCAA East Regional, Lawrence Joel Memorial Coliseum, Winston-Salem

(22) Pre-Season National Invitation Tournament

(23) Great Alaska Shootout, Sullivan Arena, Anchorage, Alaska

(24) Food Lion MVP Classic, Charlotte

(25) Maui Invitational, Lahaina Civic Center, Lahaina, Maui

(26) Dick's Sporting Goods Preseason NIT, Charlotte Coliseum, Charlotte

(27) Dick's Sporting Goods Preseason NIT, Madison Square Garden, New York City

(28) NCAA East Regional, RBC Center, Raleigh

(29) NCAA South Regional, Greensboro Coliseum, Greensboro

(30) Dallas Cowboys Stadium, Arlington, Texas

(31) Puerto Rico Tip-Off, San Juan, P.R.

(32) NCAA East Regional, Time Warner Cable Arena, Charlotte

(33) Las Vegas Invitational, Chapel Hill

(34) NCAA East Regional, Wells Fargo Center, Philadelphia, Pa.

(35) CBS Sports Classic, T-Mobile Arena, Las Vegas

(36) NCAA South Regional, Bon Secours Wellness Arena, Greenville, S.C.

(37) PK80, Moda Center, Portland, Ore.

(38) Phil Knight Invitational, Veterans Memorial Coliseum, Portland, Ore.



OVERTIME GAMES



Date	Opponent	Place	W/L	UNC	Oppt
Feb 15, 1913	Wake Forest	A	L	21	22
Jan 30, 1914	Guilford	A	W	23	22
Feb 8, 1915	Virginia	RAL	L	29	30
Feb 12, 1916	VMI	A	W	25	23
Jan 8, 1920	Durham YMCA	A	L	30	34
Feb 20, 1922	Virginia	A	L	29	31
Feb 6, 1926	Navy	A	L (2 OT)	30	31
Feb 8, 1926	Harvard	A	L (OT)	37	40
Feb 9, 1929	Princeton	A	L	19	20
Feb 10, 1931	Maryland	A	L	31	33
Feb 8, 1932	Virginia	A	W	26	24
Feb 25, 1933	South Carolina (1)	RAL	L (2 OT)	32	34
Jan 24, 1936	Virginia	A	L	30	33
Feb 6, 1936	Duke	H	L	34	36
Feb 24, 1936	Clemson	A	W	35	34
Feb 28, 1936	VMI	H	W	35	31
Jan 9, 1937	Davidson	CHAR	L	33	35
Jan 20, 1939	Maryland	A	L	32	34
Feb 12, 1942	NC State	A	L	30	32
Feb 21, 1942	Navy	A	L	39	42
Feb 26, 1942	Duke	A	L	40	41
Dec 9, 1944	Camp Butner	DURHAM	W	43	41
Jan 9, 1946	Duke	H	L	46	51
Mar 23, 1946	^ Ohio State (2)	NYC	W	60	57
Feb 1, 1947	NC State	H	L	46	48
Dec 7, 1949	Lenoir-Rhyne	A	L (3 OT)	78	79
Dec 28, 1949	Rhode Island (3)	RAL	L	60	65
Jan 26, 1952	NC State	H	L	53	58
Feb 18, 1952	Davidson	A	L	71	76
Feb 3, 1953	Richmond	A	L (2 OT)	82	87
Jan 14, 1956	Clemson	A	W (2 OT)	103	99
Dec 15, 1956	South Carolina	A	W	90	86
Feb 5, 1957	Maryland	A	W (2 OT)	65	61
Mar 22, 1957	^ Michigan State (4)	KC	W (3 OT)	74	70
Mar 23, 1957	^ Kansas (4)	KC	W (3 OT)	54	53
Jan 14, 1959	NC State	A	W	72	68
Feb 25, 1961	Duke	H	W	69	66
Jan 5, 1963	Notre Dame	A	W	76	68
Jan 16, 1963	NC State	H	W	67	65
Dec 3, 1963	Clemson	A	L (2 OT)	64	66
Jan 18, 1964	Virginia Tech	H	L (2 OT)	88	90
Feb 14, 1964	Clemson (5)	CHAR	L (2 OT)	90	97
Feb 23, 1965	Virginia	H	W (2 OT)	105	101
Mar 17, 1967	^ Princeton (6)	CP	W	78	70
Mar 2, 1968	Duke	A	L (3 OT)	86	87
Mar 8, 1968	* South Carolina (7)	CHAR	W	82	79
Feb 16, 1972	Maryland	A	L	77	79
Mar 8, 1973	* Wake Forest (8)	GB0	L	52	54
Mar 2, 1974	Duke	H	W	96	92
Jan 3, 1975	Duke (9)	GB0	L	96	99
Jan 18, 1975	NC State	A	L	85	88
Mar 6, 1975	* Wake Forest (8)	GB0	W	101	100
Mar 7, 1975	* Clemson (8)	GB0	W	76	71
Jan 25, 1976	Maryland	H	W	95	93
Jan 28, 1976	Wake Forest	A	W	88	85
Feb 14, 1976	Tulane	A	W (4 OT)	113	106
Nov 27, 1976	Wake Forest (9)	GB0	L	96	97
Jan 4, 1978	Clemson	A	W	79	77
Jan 6, 1979	Virginia	H	W (2 OT)	86	74
Feb 3, 1979	Virginia Tech	CHAR	W	92	80
Feb 14, 1980	Rutgers	NYC	W	73	70
Mar 9, 1980	^ Texas A&M (10)	DTX	L (2 OT)	61	78
Feb 3, 1981	Virginia	H	L	79	80
Feb 28, 1981	Duke	A	L	65	66
Dec 28, 1981	Penn State (11)	SC	W	56	50
Nov 20, 1982	St. John's (N.Y.) (12)	SPR	L	74	78
Nov 30, 1982	Tulane	H	W (3 OT)	70	68
Mar 12, 1983	* NC State (13)	ATL	L	84	91
Mar 3, 1984	Duke	H	W (2 OT)	96	83
Mar 8, 1985	* Wake Forest (13)	ATL	W	72	61
Feb 4, 1986	Georgia Tech	A	W	78	77
Feb 20, 1986	Maryland	H	L	72	77
Dec 30, 1986	SMU (14)	A	W	88	86
Feb 8, 1987	Virginia	H	W	74	73
Mar 7, 1987	* Virginia (15)	MD	W (2 OT)	84	82
Nov 21, 1987	Syracuse (12)	SPR	W	96	93
Jan 6, 1988	Fordham	GB0	W	76	67
Feb 11, 1988	NC State	H	W	75	73
Mar 9, 1990	* Virginia (7)	CHAR	L	85	92
Jan 12, 1991	Virginia	A	W (2 OT)	89	86
Mar 28, 1993	^ Cincinnati (16)	ERNJ	W	75	68
Nov 24, 1993	Massachusetts (17)	NYC	L	86	91
Mar 12, 1994	* Wake Forest (7)	CHAR	W	86	84

Date	Opponent	Place	W/L	UNC	Oppt
Feb 2, 1995	Duke	A	W (2 OT)	102	100
Mar 11, 1995	* Maryland (8)	GB0	W	97	92
Mar 12, 1995	* Wake Forest (8)	GB0	L	80	82
Jan 6, 1996	Maryland	A	W	88	86
Feb 10, 1996	Georgia Tech	H	L	83	92
Dec 27, 1997	Georgia	A	W	82	80
Jan 14, 1998	Maryland	A	L	83	89
Feb 8, 1998	Georgia Tech	A	W (2 OT)	107	100
Mar 7, 1998	* Maryland (8)	GB0	W	83	73
Mar 14, 1998	^ UNC Charlotte (18)	HTF	W	93	83
Dec 12, 1998	UNC Charlotte	H	W	75	73
Feb 23, 1999	Wake Forest	H	W	68	65
Feb 3, 2000	Duke	H	L	86	90
Mar 1, 2000	Georgia Tech	H	W	74	72
Jan 4, 2003	Miami	A	L	61	64
Feb 25, 2003	NC State	H	L	67	75
Dec 20, 2003	Wake Forest	H	L (3 OT)	114	119
Jan 22, 2004	Florida State	A	L	81	90
Feb 5, 2004	Duke	H	L	81	83
Feb 13, 2007	Virginia Tech	H	L	80	81
Mar 25, 2007	^ Georgetown (16)	ERNJ	L	84	96
Jan 6, 2008	Clemson	A	W	90	88
Feb 3, 2008	Florida State	A	W	84	73
Feb 10, 2008	Clemson	H	W (2 OT)	103	93
Feb 21, 2009	Maryland	A	L	85	88
Jan 4, 2010	College of Charleston	A	L	79	82
Mar 30, 2010	~ Rhode Island (19)	NYC	W	68	67
Mar 12, 2011	* Clemson (8)	GB0	W	92	87
Mar 23, 2012	^ Ohio (20)	STL	W	73	65
Feb 2, 2013	Virginia Tech	H	W	72	60
Dec 21, 2013	Davidson	H	W	97	85
Feb 26, 2014	NC State	A	W	85	84
Jan 18, 2015	Duke	A	L	90	92
Jan 31, 2015	Louisville	A	L	68	78
Jan 3, 2017	Clemson	A	W	89	86
Jan 27, 2018	NC State	H	L	91	95
Feb 9, 2019	Miami	H	W	88	85
Jan 11, 2020	Clemson	H	L	76	79
Jan 22, 2020	Virginia Tech	A	L (2 OT)	77	79
Feb 8, 2020	Duke	H	L	96	98
Feb 1, 2022	Louisville	A	W	90	83
Feb 28, 2022	Syracuse	H	W	88	79
Mar 19, 2022	^ Baylor (21)	FW	W	93	86
Nov 27, 2022	Alabama (22)	PORT-VC	L (4 OT)	101	103
Dec 17, 2022	Ohio State	NYC	W	89	84

4 OT: Feb. 14, 1976– UNC 113, Tulane 106; Nov. 27, 2022– Alabama 103, UNC 101

3 OT: Dec. 7, 1949– Lenoir-Rhyne 79, UNC 78; March 22, 1957– UNC 74, Michigan State 70; March 23, 1957– UNC 54, Kansas 53; March 2, 1968– Duke 87, UNC 86; Nov. 30, 1982– UNC 70, Tulane 68; Dec. 20-, 2003– Wake Forest 119, UNC 113

2 OT: 18 times (most recent: Jan. 22, 2020– Virginia Tech 79, UNC 77)

Carolina in Overtime: 68-60 (Home– 19-16; Away– 24-28; Neutral– 25-16; Smith Center– 10-10; ACC Tournament– 9-4; NCAA Tournament– 8-2; NIT– 1-0)

Coaching Records in Overtime: Frank McGuire– 7-1; Dean Smith–32-19; Bill Guthridge– 7-2; Matt Doherty– 0-2; Roy Williams– 11-13; Hubert Davis– 4-1

- (1) Southern Conference Tournament, Reynolds Coliseum, Raleigh
 - (2) NCAA East Regional, Madison Square Garden, New York City
 - (3) Dixie Classic, Reynolds Coliseum, Raleigh
 - (4) NCAA Final Four, Municipal Auditorium, Kansas City, Mo.
 - (5) North-South Doubleheader, Charlotte Coliseum, Charlotte
 - (6) NCAA East Regional, Cole Field House, College Park, Md.
 - (7) ACC Tournament, Charlotte Coliseum, Charlotte
 - (8) ACC Tournament, Greensboro Coliseum, Greensboro
 - (9) Big Four Tournament, Greensboro Coliseum, Greensboro
 - (10) NCAA Midwest Second Round, NTSU Coliseum, Denton, Texas
 - (11) Cable Car Classic, Toso Pavilion, Santa Clara, Calif.
 - (12) Hall of Fame Tipoff Classic, Springfield Civic Center, Springfield, Mass.
 - (13) ACC Tournament, The Omni, Atlanta
 - (14) Dallas Morning News Classic, Dallas
 - (15) ACC Tournament, Capital Centre, Landover, Md.
 - (16) NCAA East Regional, Meadowlands, East Rutherford, N.J.
 - (17) Pre-Season NIT, Madison Square Garden, New York City
 - (18) NCAA East Second Round, Hartford, Conn.
 - (19) NIT, Madison Square Garden, New York City
 - (20) NCAA Midwest Regional, Edward Jones Dome, St. Louis
 - (21) NCAA East Second Round, Dickies Arena, Fort Worth, Texas
 - (22) Phil Knight Invitational, Veterans Memorial Coliseum, Portland, Ore.
- * ACC Tournament, ^ NCAA Tournament, ~ NIT



FAMOUS COMEBACKS, BUZZER BEATERS



UNC 60, Ohio State 57 (OT) – NCAA East Regional Championship Game March 23, 1946

Carolina trailed Ohio State by five points with three minutes to play in regulation and was without center Bones McKinney, who had fouled out. Bob Paxton hit a running one-hander with 20 seconds to play to tie the game at 54 to force overtime. In the extra period, Jim Jordan broke the tie with a free throw, and Don Anderson and Hook Dillon made field goals to send UNC to its first national championship game. The Raleigh News and Observer headlined the box score "Great Comeback."

UNC 70, NC State 69 January 24, 1953

Eighth-ranked NC State had won 15 straight in the series, but Frank McGuire led the Tar Heels to a road win in his first game vs. the Wolfpack as UNC's head coach. Jerry Vayda's jumper with 24 seconds to play gave Carolina the lead and NC State's leading scorer, Dave Gotkin, dribbled the ball off his foot before the Pack could get off a shot. Al Lifson (19) and Vayda (18) led UNC, which secured its first win ever over a ranked opponent.

The News and Observer noted both coaches wore identical ties and the game story led with "Everett Case's lucky brown suit is worn out at last."

1957 Season

The Tar Heels had to pull out numerous close games to preserve their perfect 32-0 record and NCAA title. In the fourth game of the season, Tommy Kearns scored nine of his 29 points in overtime in a four-point win at South Carolina; win No. 17 was a 65-61 triumph over Maryland in double overtime; Kearns' free throws provided the winning margin in the 18th consecutive win, 75-73, over Duke; and the Tar Heels trailed Wake Forest with less than a minute left, but squeaked out a 61-59 win in the ACC Tournament semifinals. It was UNC's fourth win over the Deacons that season.

However, those close games were nothing compared to the drama that unfolded in Kansas City in the Final Four when the Tar Heels won back-to-back triple overtime games against Michigan State and Kansas to capture UNC's first NCAA championship.

The semifinal was tied at 29 at the half and 58 after regulation. Michigan State was at the free throw line leading, 64-62, with 11 seconds to play in the first overtime when Pete Brennan rebounded a miss and drove downcourt, stopping from 10 feet and hitting the tying shot with two seconds to play. In the third overtime, Lennie Rosenbluth scored four of his game-high 31 points to lead UNC to the title game.

The championship game matched No. 1 UNC vs. No. 2 Kansas, which was coached by Dick Harp, who later served on Dean Smith's staff at Carolina, and featured 7-1 center Wilt Chamberlain.


The Tar Heels led by 12 in the first half but needed a field goal by Joe Quigg and a Kearns free throw to send the game to overtime even at 46. Rosenbluth, who led UNC with 20 points, had fouled out with two minutes left in regulation, which forced Brennan, Kearns and Cunningham to play the entire 55 minutes.

In the third OT, Carolina led 52-48, but the Jayhawks rallied behind Chamberlain and took a 53-52 lead on a Gene Elstun free throw with 31 seconds to play. Quigg was fouled and made the go-ahead free throws with six seconds remaining and blocked Elstun's 15-footer for a 54-53 win and the title.

UNC 72, NC State 68 (OT) January 14, 1959

It was the first meeting ever when UNC (No. 3) and NC State (No. 1) were both ranked in the top five and the Tar Heels prevailed, 72-68, in overtime. It was also the first of UNC's NCAA-record 14 wins over the No. 1 team in the Associated Press poll.

The Tar Heels made just 22 of 45 free throws but Harvey Salz led four in double figures with 19 points. Carolina's Ray Stanley scored the last four points of regulation to force extra time. With the game tied at



DUDLEY BRADLEY
dunks the game-
winner at NC
State, 1979

68, Doug Moe set up Lee Shaffer for a layup with 25 seconds to play for the game-winner.

UNC 76, Wake Forest 74 January 4, 1967

Rusty Clark tipped in a missed shot for the tying basket with 15 seconds to play and All-America Larry Miller stole a pass at midcourt and raced in for the game-winning layup as time expired in Carolina's 76-74 road victory. Miller (23), Clark (20 points and 13 rebounds) and Bobby Lewis (16) combined for 59 of UNC's 76 points.

UNC 87, Davidson 85 – NCAA East Regional Championship Game March 15, 1969


Charlie Scott almost single-handedly carried the Tar Heels to victory in the NCAA East Regional final in College Park, Md. Scott connected on 10 of 14 field goal attempts in the second half. Davidson had the ball with 1:05 remaining and the score tied, 85-85, but Gerald Tuttle drew a charge for the Tar Heels. Scott hit a 20-footer with three seconds left and Carolina advanced to its third consecutive Final Four.

UNC 88, NC State 86 February 9, 1970

Fifth-ranked NC State scored 54 first-half points and led the Tar Heels by 10 at halftime in Chapel Hill before Carolina rallied for an 88-86 win. Charlie Scott had 33 points and 13 rebounds, scoring twice late to give UNC an 82-80 lead it would keep for the rest of the game. Jim Delaney secured the victory with a steal with six seconds to play as State hunted a game-tying field goal.

UNC 73, Duke 71 January 19, 1974

The Tar Heels defeated the Blue Devils on a last-second shot at Cameron Indoor Stadium. The Tar Heels rallied to tie the score and Duke had the ball at half-court with four seconds left. Bobby Jones stole the inbounds pass and hit an off-balance lay-up with one second left to give Carolina a 73-71 win.



**UNC 96, Duke 92 (OT)
March 2, 1974**

In one of the most famous comebacks in college basketball, the Tar Heels rallied from eight points down with 17 seconds remaining against Duke to force overtime. Trailing 86-78, Bobby Jones made both ends of a one-and-one with just 17 seconds left. John Kuester cut the deficit to four with 13 seconds to play with a lay-up after Duke threw away the inbounds pass. The Blue Devils again lost the inbounds pass and Jones cut the deficit to two on a put-back off an Ed Stahl miss. Six seconds remained. The Tar Heels fouled Pete Kramer with four seconds left, and he missed the front end of the one-and-one. Stahl grabbed the rebound and called a timeout with three ticks left. Mitch Kupchak in-bounded the ball to Walter Davis, who launched a 25-foot shot as time expired. The shot banked off the glass to tie the score at 86-86. Carmichael Auditorium erupted and Carolina went on to win 96-92 in overtime.

**UNC 101, Wake Forest 100 (OT) – ACC Quarterfinal
March 6, 1975**

Carolina trailed Wake Forest, 90-82, with 50 seconds remaining in the ACC quarterfinals. Phil Ford hit a 20-footer with 43 ticks left and Mitch Kupchak followed a Deacon turnover with a driving layup with 34 seconds to play. Wake Forest's inbounds pass grazed the scoreboard, turning the ball back to Carolina. Walter Davis scored to make it 90-88 with 29 seconds left. The Deacons failed to convert two one-and-one opportunities before Brad Hoffman drove the baseline and nailed a 12-footer to tie the game with two seconds left. The Tar Heels pulled out the 101-100 win in overtime and went on to capture the ACC title two days later.

**UNC 79, Notre Dame 77 – NCAA Sweet 16
March 17, 1977**

Carolina's largest halftime deficit overcome to ever win an NCAA Tournament game came against 10th-ranked Notre Dame on St. Patrick's Day in College Park, Md.

Digger Phelps's Irish led UNC, 40-30, at the half and by 14 points early in the second period before Dean Smith switched to a full court

press that sparked a 22-6 run over five minutes to give Carolina a 52-50 lead. The Irish then scored 10 straight points and went into its own Four Corners, but UNC forced five consecutive turnovers. Later, Walter Davis stole the ball and fed Phil Ford for a layup to tie the game at 75, then Ford made a steal and hit two free throws with 56 seconds to play to give UNC the lead. Notre Dame's Dick Williams quickly scored to tie the game, but Ford, who hyperextended his right elbow minutes earlier, was fouled with two seconds to play and hit both free throws to send Carolina to the East Regional final. Ford led all scorers with 29 points, making all nine of his free throws.

**UNC 70, NC State 69
January 17, 1979**

Carolina charged out to a 40-19 halftime lead and led by 17 with 10:30 to play, but the Wolfpack got hot. Kenny Matthews hit a jumper with 32 seconds left that gave State a 69-68 lead. Dudley Bradley missed a jumper for the Tar Heels and State grabbed the rebound with 16 seconds left. Reynolds Coliseum celebrated. But Bradley stole the ball from Clyde Austin at mid-court and drove in for the game-winning dunk and a 70-69 triumph.

**UNC 63, Georgetown 62 – NCAA Championship Game
March 29, 1982**

Michael Jordan hit a jumper from the left wing with 17 seconds to play to give Dean Smith his first national championship. Final Four MVP James Worthy had 28 points, but it was the freshman Jordan who took a pass from Jimmy Black and made the game-winning shot. Worthy stole an errant pass from Hoya forward Fred Brown in the final seconds to clinch the title.

**UNC 70, Tulane 68 (3 OT)
November 30, 1982**

John Williams made two free throws with eight seconds to play to give Tulane a 53-51 edge. Michael Jordan was whistled for an offensive foul with four seconds remaining, and it appeared the Tar Heels would start a season with three successive losses for the first time since 1928-29. However, Jordan stole the inbounds pass and hit a 24-foot prayer at the buzzer to tie the game. Carolina prevailed, 70-68, in triple overtime.

**UNC 64, Virginia 63
February 10, 1983**

Carolina trailed second-ranked Virginia by 16 points in the second half and was down 63-53 with 4:12 remaining. Jimmy Braddock hit a three-pointer and Matt Doherty and Sam Perkins each converted one-and-ones to close the gap to 63-60 with 2:54 remaining. Virginia held the ball and Perkins was forced to foul Ralph Sampson with 1:20 left. The All-America center missed the front end of his one-and-one. Braddock missed a three-pointer, but Michael Jordan was there to put in the rebound. As Rick Carlisle dribbled up-court, Jordan stole the ball and slammed it home for a 64-63 Tar Heel lead. Carlisle missed a last-second shot and Jordan grabbed the rebound in front of a delirious Carmichael crowd.

**UNC 96, Duke 83 (2 OT)
March 3, 1984**

On Senior Day for Sam Perkins and Matt Doherty and what proved to be Michael Jordan's final game in Carmichael Auditorium, Doherty drove the length of the floor and hit a 14-foot jumper to send the game to overtime. Perkins and Jordan scored 11 of their combined 60 points in the second overtime as Carolina pulled away to finish 14-0 in the ACC in the regular season.

Mark Alarie converted a three-point play that gave the Blue Devils a 73-71 lead with 20 seconds remaining in regulation. After Steve Hale missed an 18-footer, UNC fouled Danny Meagher with nine seconds to play, but Meagher missed, and Doherty grabbed the rebound and hit the tying shot as the second half expired.

UNC 75, Maryland 74

January 9, 1985

Lefty Driesell's Terrapins seemed poised to knock off Carolina at Carmichael Auditorium. The Terps led 72-69 with 23 seconds left and Keith Gatlin on the line for a one-and-one. The 83 percent foul shooter missed the front end and UNC's Kenny Smith sank a jump shot with 16 seconds left. Adrian Branch, a 78 percent free-throw shooter, also missed. Dave Popson provided the winning points with a high-arching jumper with nine seconds to play. Curtis Hunter's steal and free throws secured the win.

UNC 60, Notre Dame 58 – NCAA Second Round

March 16, 1985

In the second round of the NCAA Tournament, the higher-seeded Tar Heels had to play at Notre Dame. Tied at 58 with 1:38 left, the Irish held for the last shot. Irish point guard David Rivers lost control of the ball, enabling Curtis Hunter to scoop it up and make a lead pass to Kenny Smith. Smith slammed it home, then stole the inbounds pass to seal the win.

UNC 84, Virginia 82 (2 OT) – ACC Tournament Semifinal

March 7, 1987

Scott Williams made a jump hook at the buzzer at the end of the first overtime and Kenny Smith scored the game-winner in the lane with two seconds to play in the second OT.

Virginia led, 78-76, and had the ball with seven seconds to play in the first extra period, but Smith stole a long pass and called timeout. Jeff Lebo got the inbounds pass and drove up court, but was stripped of the ball, which went to Williams, who hit a turnaround shot from outside the lane as time expired. Williams had missed a short jumper with one second remaining in regulation that could have won the game.

UNC 96, Syracuse 93 (OT) – Hall of Fame Tip-Off Classic

November 21, 1987

Undermanned Carolina faced top-ranked Syracuse in the Hall of Fame Tip-Off Classic, and the Orange led by 14 with 15:39 to play. Carolina stormed back and sent the game into overtime when freshman Pete Chilcutt hit a turnaround jumper at the horn to tie the game at 85.

UNC 80, James Madison 79 – Maui Classic

November 24, 1989

The Tar Heels trailed Driesell's Dukes, 79-70, with less than a minute to play in the Maui Classic. An offensive rebound basket by Rick Fox and a steal and three-pointer by Hubert Davis cut the deficit to four with 48 seconds to play. Pete Chilcutt hit a three to pull within one with 10 ticks remaining. The Tar Heels had one last chance after a JMU player stepped out of bounds and King Rice tossed an off-balance runner from the top of the key that banked in at the buzzer.

UNC 79, Oklahoma 77 – NCAA Second Round


March 17, 1990

The Tar Heels trailed No. 1 ranked Oklahoma, 74-73, with 55 seconds to play when Rick Fox nailed a three-pointer from 25 feet away. The Sooners answered with a conventional three-point play and led, 77-76, but King Rice was fouled with 10 seconds left. Rice hit the first shot but missed the second. The rebound went out-of-bounds to Carolina with eight seconds to play. Fox hit a driving bank shot off the glass as time expired that gave the Tar Heels a 79-77 win and a 10th consecutive trip to the Sweet 16.

UNC 80, Wake Forest 78

February 8, 1992

Just three days after knocking off No. 1 Duke, Carolina rallied from 22 points behind to defeat Wake Forest, 80-78, on Brian Reese's jumper at the buzzer. The comeback was the largest in Tar Heel history. UNC trailed by 20 with 14:49 to play and by 11 with 6:17 to go before a 10-0 run cut the Deacs lead to 75-74. Pat Sullivan tied the game at 78 with a pair of free throws with 38 seconds left. Reese made a steal with 16 seconds to play, drove the lane and missed, but grabbed his own rebound and launched a 12-footer at the buzzer for the win.



DANTE CALABRIA

UNC 82, Florida State 77

January 27, 1993

The Seminoles jumped out to a 45-28 advantage at the half and later extended the lead to as many as 21 points. Carolina trailed 73-54 with less than nine minutes to play. The Tar Heels, keyed by a pair of three-pointers by Henrik Rodl, then ran off 15 straight points and Eric Montross hit a jump hook with 1:59 left to cut the FSU lead to 77-76. George Lynch stole a crosscourt pass by Charlie Ward and slammed the ball home to give Carolina a 78-77 lead. Clutch foul shooting by Donald Williams sealed the 82-77 victory. The Tar Heels outscored the Seminoles 28-4 over the last nine minutes.

1993 NCAA Tournament

The Tar Heels had to overcome double-digit deficits on three different occasions. Carolina trailed Arkansas, 25-14, more than 10 minutes into the first half of the East Regional semifinal. Sparked by George Lynch and Donald Williams, the Tar Heels went on a 14-3 run to tie the game at 28. Carolina fell behind 38-31 before knotting the score at 45 at halftime and eventually prevailing 80-74.

The Tar Heels trailed Cincinnati 29-14 in the regional final with less than seven minutes remaining in the first half. Nick Van Exel hit his sixth three-pointer of the half with 4:50 remaining to chalk up his 21st point and a 33-20 UC lead. Led by Derrick Phelps' defense, Carolina cut the deficit to one by halftime, held Van Exel to only two points in the final 20 minutes and pulled out a 75-68 overtime win.

The Tar Heels fell behind Michigan, 23-13, in the national championship game. Carolina went on a 12-2 run to tie the game, capped off by a three-pointer by Donald Williams. Carolina took a 42-36 halftime lead and went on to win the title, 77-71. Williams finished with 25 points and hit four free throws in the final minutes to secure the win.

UNC 86, Wake Forest 84 (OT) – ACC Tournament Semifinal

March 12, 1994

The Tar Heels erased a five-point deficit in the final 1:15 of regulation to down the Demon Deacons, 86-84, in overtime in the ACC semifinals. Leading 81-78, Wake Forest chose to foul Derrick Phelps with 11.8 seconds left. Phelps made the first free throw and missed the second but grabbed the rebound. He found Dante Calabria, whose baseline drive and basket with 3.8 ticks left tied the score at 81. Freshman Jerry Stackhouse took a pass from Phelps and hit a driving shot to win the game, 86-84. Carolina went on to win its 13th ACC title the next day with a 73-66 victory over Virginia.

UNC 62, Wake Forest 61**January 28, 1995**

Winston-Salem was the stage for a clash of sophomore centers Rasheed Wallace and Tim Duncan. Duncan had 18 points, 17 rebounds and seven blocks, and Wallace countered with 17 points, 10 rebounds and three blocks. Carolina trailed Wake Forest 53-43 with 6:39 left. Strong inside play from Wallace and the three-point shooting of Jeff McInnis and Donald Williams brought UNC to within one at 61-60. Williams then hit a running one-hander from the right side of the lane with 5.5 seconds remaining for a 62-61 win.

UNC 102, Duke 100 (2 OT)**February 2, 1995**

The Tar Heels jumped out to a 26-9 lead on a spectacular reverse dunk by Jerry Stackhouse over two Blue Devils. Duke pulled within five at halftime and led by as many as 12 in the second half. UNC battled back from a nine-point deficit with 6:18 remaining to force overtime. The Tar Heels led by nine, but Duke made three three-pointers, including a 30-footer from Jeff Capel at the buzzer, to knot the score at 95 and force a second overtime. Donald Williams hit a pair of 12-footers in the second OT and Jeff McInnis had a steal and lay-up with under a minute to play to give Carolina a 102-100 win. Stackhouse and Rasheed Wallace each had 25 points and Williams added 24 in one of the greatest college basketball games ever played.

UNC 88, Maryland 86 (OT)**January 6, 1996**

Carolina ended Maryland's 21-game winning streak at Cole Field House as freshman Antawn Jamison capped a 31-point performance by scoring the winning basket as overtime expired. Tied at 86, Jeff McInnis attempted a 15-foot jump shot with five seconds remaining. It missed and the rebound fell to Calabria, who grabbed the ball out a pile of players in the lane. While laying on the floor, Calabria tossed the ball over his shoulder toward the backboard where Jamison, who made his last 13 field goal attempts, grabbed it and released the close-range shot with a tenth of a second to play.

UNC 73, Duke 72**January 31, 1996**

The Blue Devils' lead was three when Ademola Okulaja grabbed an offensive rebound and scored to make it 69-68 with 1:55 to go. Steve Wojciechowski hit a three-pointer for a 72-68 Duke lead with 1:13 to play, but Shammond Williams countered with a three of his own 15 seconds later. Duke turned the ball over and the Tar Heels nearly returned the favor, but Williams forced a jump ball after a scramble. Possession favored UNC and Jeff McInnis drove into the lane and fed Serge Zwikker, whose shot was blocked by Greg Newton. Dante Calabria tipped the loose ball in for a 73-72 lead. Duke had one final chance to win, but Ricky Price's baseline jumper at the buzzer hit the front of the rim.

UNC 59, NC State 56**January 15, 1997**

The Tar Heels began ACC play with three straight losses for the first time in history. Carolina led 36-28 at halftime but did not score a field goal in the second half until the 8:09 mark and had just two baskets in the first 18 minutes of the second stanza. The Wolfpack led 56-47 with 2:00 to play, but the Tar Heels went on a 12-0 run to finish the game. Antawn Jamison began the rally by forcing a steal and Shammond Williams hit a lay-up to pull within seven. Williams hit a three-pointer and Jamison added a lay-up to pull within two points with 50 seconds to play. Trailing by one with 28 seconds left, Carolina fouled, and State missed the front end of a one-and-one. The Tar Heels went ahead for good with 12 seconds to play as Ademola Okulaja fed Jamison on the low block for a lay-up. Vince Carter stole the inbounds pass after the go-ahead score to secure the win.

**UNC 45, NC State 44****February 12, 1997**

This was the lowest scoring output in a win during Dean Smith's 36 years as head coach. The Tar Heels trailed 28-19 at the half but pulled within 42-41 with 7:25 to play. Neither team scored until a Damon Thornton basket with 2:03 left gave State a 44-41 advantage. Serge Zwikker scored for UNC to make it 44-43. With 12.3 seconds to play, Antawn Jamison forced a turnover and freshman point guard Ed Cota drove to the left baseline and lofted a floater which found the net with 4.5 seconds remaining. Vince Carter blocked State's last shot at the buzzer to clinch the victory.

UNC 107, Ga. Tech 100 (2 OT)**February 8, 1998**

The Tar Heels let a seven-point lead slip away in the final minute of regulation, but Shammond Williams put on an awesome three-point shooting display as Carolina prevailed, 107-100, in double-overtime in Atlanta. Williams forced a second overtime with a pair of free throws with six seconds left in the first extra period. In the second OT, Williams scored 12 of his career-high 42 points, including two three-pointers.

UNC 74, Tennessee 69 – NCAA Sweet 16**March 24, 2000**

Carolina was unranked for the first time in 10 years and entered the NCAA Tournament as the No. 8 seed. The Tar Heels trailed 10th-ranked Tennessee, 39-36, at halftime of the regional semifinal. The Vols led by two when UNC center Brendan Haywood fouled out with 8:03 left and led, 64-57, with 4:48 to play. But freshman Joseph Forte hit a three-pointer and Jason Capel had a steal and lay-up to make it 64-62 with 3:41 left. Ed Cota tied the game on a driving lay-up and followed with a jumper to give UNC the lead with 1:59 left. Forte, Julius Peppers and Cota each hit two free throws in the final 0:34 to cap a 15-3 Tar Heel run and a 74-69 win.

UNC 70, Wake Forest 69**January 6, 2001**

Brendan Haywood grabbed a loose ball in the lane and scored with 3.3 seconds to play to give the Tar Heels the win over No. 4-ranked and previously undefeated Wake Forest. Haywood finished with 24 points and 10 rebounds. His basket provided the fourth lead change in the final 1:22.

UNC 85, Duke 83**February 1, 2001**

Joseph Forte had 24 points, 16 rebounds (a UNC record for guards), six assists and three steals. The Tar Heels blistered the Cameron Indoor Stadium nets by shooting 51.5 percent from the floor. Carolina led by as many as 13 in the first half, but Duke took the lead midway through the second half. Ronald Curry scored six straight points in 48 seconds to give the Tar Heels a 63-59 lead. UNC later built a seven-point lead, but the Blue Devils tied the score with three seconds left. On the ensuing inbounds play, Shane Battier fouled Brendan Haywood and the UNC seven-footer hit both free throws with one second left for the win.

**UNC 86, Connecticut 83
January 17, 2004**

Rashad McCants scored 27 points against the Huskies for the second straight year and for the second year in a row the Tar Heels upset Connecticut in the Smith Center. McCants scored the last 10 points of the game for Carolina, including a three-pointer with just over six seconds to play. The Huskies would go on to win the national championship. It was Roy Williams' first win as UNC's head coach over a No. 1 ranked team.

**UNC 75, Duke 73
March 6, 2005**

Carolina trailed, 73-64, after Blue Devil forward Lee Melchionni hit a three with 3:03 to play. But the Tar Heels outscored Duke, 11-0, the rest of the way to clinch the regular-season ACC title. Trailing by two with less than 30 seconds to play, David Noel stripped Daniel Ewing of the ball and Raymond Felton grabbed the loose ball and called timeout. On the ensuing possession, Felton hit the first of two free throws, Marvin Williams rebounded his missed second free throw and scored the go-ahead basket with 17 seconds to play. Sean May led UNC with 26 points and 24 rebounds.

**UNC 75, Illinois 70 – NCAA Championship Game
April 4, 2005**

Final Four MVP Sean May led UNC with 26 points and 10 rebounds, while Raymond Felton's and Marvin Williams' late heroics gave Roy Williams his first NCAA title. Marvin Williams broke a 70-all tie with a tip-in basket with 1:27 to play. Leading 72-70, Felton, who earlier hit a three-pointer to break a 65-65 tie, stole an Illini pass with 31 seconds to play and hit three of four free throws to cap the win.

**UNC vs. Clemson
2007-08 Regular Season**

Carolina beat Clemson in a pair of close games during the 2007-08 regular season. In the first meeting on Jan. 6, 2008, in Clemson, Wayne Ellington hit a three-pointer with 0.4 seconds remaining in overtime to give UNC a 90-88 win. Ellington scored a career-high 36 points in the game, connecting on five three-pointers. The final shot by Ellington marked UNC's first late game-winner since David Noel rattled in a three-pointer with 1.8 seconds left on Nov. 19, 2005, to beat Gardner-Webb in the Smith Center and marked Carolina's first overtime win under head coach Roy Williams.

In the return matchup in Chapel Hill on Feb. 10, Tyler Hansbrough scored 13 of his 39 points in the two overtime periods as Carolina rallied from 15 points down to beat the Tigers, 103-93, in double overtime. The Tar Heels trailed by 11 points with 3:12 left to play in regulation before scoring nine straight points to cut the lead to 79-77. Quentin Thomas hit a driving layup to force the first overtime and UNC eventually won in the second extra stanza.

**UNC vs. Virginia Tech – ACC Tournament Semifinal
March 15, 2008**

Tyler Hansbrough, the consensus National Player of the Year in 2008, gathered an offensive rebound and hit a 12-foot baseline jumper with 0.8 seconds to play to give UNC a 68-66 win over Virginia Tech in the ACC Tournament semifinals. Hansbrough had 26 points and nine rebounds to lead the top-seeded Tar Heels, who had trailed by eight points earlier in the second half.

**UNC 80, Florida State 77
Jan. 28, 2009**

Ty Lawson sank a game-winning three-pointer as time expired to beat Florida State, 80-77, in Tallahassee in a game in which UNC led by 11 at the half but trailed by as many as five with less than seven minutes to play. Danny Green's steal and three-point play tied the game at 77 with 1:12 to play, then Tyler Hansbrough forced a turnover by Toney Douglas with 3.2 seconds remaining. Hansbrough inbounded the ball to Lawson, who raced from his own free throw line to just outside the top of the key before launching a floater that found the bottom of the net as the buzzer rang.

**UNC 74, Miami 71 and UNC 72, Florida State 70
January 26, 2011 and March 2, 2011**

Harrison Barnes hit a pair of game-winning three-pointers with under 10 seconds to play to give the Tar Heels wins 33 days apart in the Sunshine State.

First, the ACC Freshman of the Year hit two jump shots in the final 64 seconds to help UNC overcome 13 Miami three-pointers and an early 14-point deficit. With UNC trailing 71-69, Barnes tied the game with 1:04 to play, then nailed a three-pointer with 6.6 seconds remaining for the win.

Just over a month later, Barnes sank a three with 3.1 seconds to play for the win in Tallahassee. The Tar Heels led by seven with three minutes to play, but the Seminoles took a 70-69 lead on two free throws by Derwin Kitchen with 18 seconds left.

2011 ACC Tournament

March 11 vs. Miami and March 12 vs. Clemson

The Tar Heels trailed by 19 points against Miami in the quarterfinals but rallied for a 61-59 win on a buzzer-beating layup by Tyler Zeller after a drive and pass from freshman point guard Kendall Marshall. It was the largest comeback by UNC in ACC Tournament history. The Hurricanes led, 53-34, with 9:51 to play but Carolina scored 27 of the final 33 points.

The next day, fourth-seeded Clemson led the #1 seed Tar Heels, 38-28, at the half before UNC rallied again for a 92-87 win in overtime. The 10-point halftime deficit is the largest Carolina has ever overcome to win at the ACC Tournament. Harrison Barnes scored 40 points, including 14 in overtime, to tie the ACC freshman scoring record and set a record for freshman scoring in an ACC Tournament game.

**UNC 85, NC State 84
February 26, 2014**

Marcus Paige scored 31 of his 35 points in the second half and overtime including a coast-to-coast game-winning layup with 0.9 seconds to play. Paige outdueled eventual ACC Player of the Year TJ Warren, who led the Pack with 36. UNC trailed by double digits in the first half and by six points both late in regulation and in extra time. Paige hit seven threes and J.P. Tokoto had 16 points and 10 rebounds.

**UNC 75, Kentucky 73 – NCAA South Regional Championship Game
March 26, 2017**

Luke Maye came off the bench to score a career-high 17 points and hit the game-winning jumper with 0.3 seconds left to beat Kentucky, 75-73, in the NCAA South Regional championship in Memphis. The Tar Heels avenged a 103-100 defeat to the Wildcats earlier in the season. The teams came into the game with a combined 244 NCAA Tournament wins, most ever by two teams in an NCAA Tournament game. All-America forward Justin Jackson led all scorers with 19 points and Kennedy Meeks grabbed a career-best 17 rebounds. Kentucky's Malik Monk tied the game with seven seconds to play on a three-pointer, but Meeks quickly got the ball inbounds to Theo Pinson, who raced up court and fed Maye. His 19-footer from the left wing sent UNC to its record 20th Final Four.

**UNC 89, Ohio State 84 (OT) – CBS Sports Classic
December 17, 2022**

Carolina trailed Ohio State by 10 points midway through the second in the CBS Sports Classic in UNC's first game in Madison Square Garden in more than a decade. RJ Davis tied the game at 72 with 2:10 to play but Brice Sensabaugh gave the Buckeyes the lead with two seconds to play. UNC called two timeouts and advanced the ball into the front-court with 1.2 seconds remaining. Leaky Black inbounded the ball to Pete Nance, who hit a turnaround jumper as time expired to even the game at 79 and force overtime. In the extra period Davis and Caleb Love each scored four points and the Tar Heels held Ohio State to 2 of 10 field goals as UNC won, 89-84. Armando Bacot led UNC with 28 points and 15 rebounds. Nance's shot marked the first time a Tar Heel made a field goal with no time remaining to send a game to overtime since Pete Chilcutt vs. Syracuse on Nov. 21, 1987.



MILESTONE WINS



(Head Coach)	Date	Opponent
Win No. 1 (Nat Cartmell)	1/27/1911	42-21 over Virginia Christian
Win No. 100 (Fred Boye)	3/7/1922	29-23 over at Duke
Win No. 200 (James Ashmore)	12/10/1927	45-14 over Salisbury YMCA
Win No. 300 (George Shepard)	1/29/1934	24-23 over Virginia in Charlottesville, Va.
Win No. 400 (Bill Lange)	12/30/1939	42-38 over Asheboro McCrary Eagles in Asheboro, N.C.
Win No. 500 (Ben Carnevale)	2/22/1945	55-28 over NC State in Southern Conference Tournament
Win No. 600 (Tom Scott)	1/18/1950	64-42 over South Carolina
Win No. 700 (Frank McGuire)	12/29/1956	63-55 over Wake Forest in Dixie Classic in Raleigh
Win No. 800 (Dean Smith)	1/13/1962	100-71 over Virginia in Greensboro
Win No. 900 (Dean Smith)	1/27/1968	82-54 over Georgia Tech in Charlotte
Win No. 1,000 (Dean Smith)	1/29/1972	92-72 over Maryland
Win No. 1,100 (Dean Smith)	2/6/1976	79-74 over Georgia Tech at Charlotte
Win No. 1,200 (Dean Smith)	2/14/1980	73-70 in overtime over Rutgers in New York City
Win No. 1,300 (Dean Smith)	12/29/1983	64-51 over St. John's in New York City
Win No. 1,400 (Dean Smith)	2/21/1987	96-80 over Clemson
Win No. 1,500 (Dean Smith)	2/7/1991	92-70 over NC State
Win No. 1,600 (Dean Smith)	11/29/1994	90-67 over Pittsburgh
Win No. 1,700 (Bill Guthridge)	2/11/1998	60-45 over Virginia
Win No. 1,800 (Matt Doherty)	1/18/2003	68-65 over Connecticut
Win No. 1,900 (Roy Williams)	1/20/2007	77-61 over Georgia Tech
Win No. 2,000 (Roy Williams)	3/2/2010	69-62 over Miami
Win No. 2,100 (Roy Williams)	12/31/2013	84-51 over UNC Wilmington
Win No. 2,200 (Roy Williams)	3/9/2017	78-53 over Miami in Brooklyn in the ACC Tournament
Win No. 2,300 (Hubert Davis)	12/5/2021	79-62 over Georgia Tech in Atlanta
ACC win No. 1 (Frank McGuire)	12/12/1953	82-56 over South Carolina
ACC win No. 500 (Matt Doherty)	2/8/2003	61-60 over Florida State
ACC win No. 600 (Roy Williams)	1/31/2012	68-53 at Wake Forest
ACC win No. 700 (Roy Williams)	11/6/2019	76-65 over Notre Dame
SoCon Tournament title No. 1 (Norman Shepard)	3/4/1924	26-18 over Alabama in Atlanta
ACC Tournament win No. 1 (Frank McGuire)	3/1/1956	81-77 over Virginia in Raleigh
ACC Tournament win No. 100 (Roy Williams)	3/9/2018	74-69 over Duke in Brooklyn
ACC Tournament title No. 1 (Frank McGuire)	3/9/1957	95-75 over South Carolina in Raleigh
ACC Tournament title No. 18 (Roy Williams)	3/12/2016	61-57 over Virginia in Washington, D.C.
NCAA Tournament win No. 1 (Ben Carnevale)	3/21/1946	57-49 over NYU in New York City
NCAA Tournament win No. 100 (Roy Williams)	3/29/2009	72-60 over Oklahoma in Memphis, Tenn., in South Region final
NCAA Tournament win No. 131 (Hubert Davis)	4/2/2022	81-77 over Duke in New Orleans in national semifinal; most wins in NCAA Tournament history
First win in a Final Four (Frank McGuire)	3/22/1957	74-70 in triple OT over Michigan State in Kansas City, Mo. in national semifinal
1957 NCAA championship (Frank McGuire)	3/23/1957	54-53 in triple OT over Kansas in Kansas City, Mo.
1982 NCAA championship (Dean Smith)	3/29/1982	62-61 over Georgetown in New Orleans
1993 NCAA championship (Dean Smith)	4/5/1993	77-71 over Michigan in New Orleans
2005 NCAA championship (Roy Williams)	4/4/2005	75-70 over Illinois in St. Louis
2009 NCAA championship (Roy Williams)	4/6/2009	89-72 over Michigan State in Detroit
2017 NCAA championship (Roy Williams)	4/1/2017	71-65 over Gonzaga in Glendale, Ariz.
NIT championship (Dean Smith)	3/27/1971	84-66 over Georgia Tech in New York City
Dean Smith's first win	2/2/1961	80-46 over Virginia
Dean Smith's first win over a ranked team	12/7/1964	82-67 over No. 9 Kentucky in Charlotte
Dean Smith's first ACC Tournament title	3/11/1967	82-73 over Duke in Greensboro
Dean Smith's first NCAA regional title	3/18/1967	96-80 over Boston College in College Park, Md. (advanced to first of 11 Final Fours)
Dean Smith's 13th ACC Tournament title	3/9/1997	64-54 over NC State in Greensboro
Dean Smith's 877th win	3/15/1997	73-56 over Colorado in Winston-Salem (to break Adolph Rupp's all-time coaching wins record)
Dean Smith's 879th (final) win	3/23/1997	97-74 over Louisville in Syracuse, N.Y. (advanced to 11th Final Four)
Bill Guthridge's first win	11/14/1997	84-56 over Middle Tennessee State
Bill Guthridge's ACC Tournament title	3/8/1998	83-68 over Duke in Greensboro
Bill Guthridge's first NCAA regional title	3/21/1998	75-64 over Connecticut in Greensboro (to go to first of two Final Fours)
Matt Doherty's first win	11/10/2000	66-61 over Winthrop
Roy Williams' first win	11/22/2003	90-64 over Old Dominion
Roy Williams' first NCAA regional title	3/27/2005	88-82 over Wisconsin in Syracuse, N.Y. (to go to first of five Final Fours)
Roy Williams' first ACC Tournament title	3/11/2007	89-80 over NC State in Tampa, Fla.
Roy Williams' 400th win at UNC	11/15/2017	93-81 over Bucknell (first coach in NCAA history to win 400 games at two schools)
Roy Williams' 880th win	1/25/2020	94-71 over Miami (passed Dean Smith for fourth place all-time)
Roy Williams' 900th win	2/27/21	78-70 over Florida State
Roy Williams' 903rd (final) win	3/11/21	81-73 over Virginia Tech (passed Bob Knight for third place all-time)
Hubert Davis's first win	11/9/2021	83-67 over Loyola Maryland (first win by a Black head coach in UNC history)
First NCAA Tourney win over defending champions (Hubert Davis)	3/19/2022	93-86 in OT over No. 1 seed Baylor (NCAA record-tying ninth win over a No. 1 seed)
Carolina's 21st NCAA regional title (Hubert Davis)	3/27/2022	69-49 over Saint Peter's (secured NCAA-record 21st Final Four, first for Hubert Davis)
Hubert Davis's first win in a Final Four	4/2/2022	81-77 over Duke in the semifinals (first-ever UNC-Duke game in the NCAA Tournament)
First win in Carmichael Auditorium (Dean Smith)	12/4/1965	82-68 over William and Mary
Last win in Carmichael Auditorium (Roy Williams)	3/16/2010	80-72 over William and Mary in NIT first round
First win in the Smith Center (Dean Smith)	1/18/1986	95-92 over Duke
Win on U.S. aircraft carrier (Roy Williams)	11/11/2011	67-55 over Michigan State on USS Carl Vinson in San Diego
First win over No. 1 AP-ranked team (Frank McGuire)	1/14/1959	72-68 over NC State in Raleigh
14th win over No. 1 AP-ranked team (Roy Williams)	2/20/2019	88-72 over Duke in Durham (NCAA-record 14th wins by a school over a No.1; also an NCAA-record eighth for a head coach)



COACHING RECORDS



Name	Years	W-L	Overall Pct.	ACC Regular Season	ACC R-S Pct.	ACC R-S Titles	ACC Tournament W-L (titles)	NCAA Tournament W-L (titles)	AP Top 10s (final poll)	
1910-14	Nat Cartmell	4	25-24	.510						
1914-16	Charles Doak	2	18-16	.529						
1916-18	Howell Peacock	2	14-7	.667						
1918-19	Rennie Cuthbertson	1	9-7	.563						
1919-21	Fred Boye	2	20-17	.541						
1921-23	No Coach	2	30-7	.811						
1923-24	Norman Shepard	1	26-0	1.000						
1924-25	Monk McDonald	1	20-5	.800						
1925-26	Harlan Sanborn	1	20-5	.800						
1926-31	James Ashmore	5	80-37	.684						
1931-35	George Shepard	4	69-16	.812						
1935-39	Walter Skidmore	4	65-25	.722						
1939-44	Bill Lange	5	85-41	.675				0-2		
1944-46	Ben Carnevale	2	52-11	.825				2-1		
1946-52	Tom Scott	6	100-65	.606						
1952-61	Frank McGuire	9	164-58	.739	84-25	.771	5	9-6 (1)	5-1 (1)	3
1961-97	Dean Smith	36	879-254	.776	364-136	.728	17	58-23 (13)	65-27 (2)	22
1997-2000	Bill Guthridge	3	80-28	.741	32-16	.667	0	5-2 (1)	8-3	1
2000-03	Matt Doherty	3	53-43	.552	23-25	.479	1	3-3	1-1	1
2003-21	Roy Williams	18	485-163	.748	212-94	.693	9	29-15 (3)	45-13 (3)	11
2021-	Hubert Davis	2	49-23	.681	26-14	.650	0	2-2	5-1	0
Totals		112	2343-852	.733	741-310	.705	32	106-51 (18)	131-49 (6)	38

MOST SEASONS

- 36 – Dean Smith, 1961-97
- 18 – Roy Williams, 2003-2021
- 9 – Frank McGuire, 1952-61
- 6 – Tom Scott, 1946-52
- 5 – Bill Lange, 1939-44
- 5 – James Ashmore, 1926-31

MOST GAMES

- 1133 – Dean Smith
- 648 – Roy Williams
- 222 – Frank McGuire
- 165 – Tom Scott
- 136 – Bill Lange

MOST WINS

- 879 – Dean Smith
- 485 – Roy Williams
- 164 – Frank McGuire
- 100 – Tom Scott
- 85 – Bill Lange

HIGHEST WINNING PERCENTAGE (min. 100 games)

- .776 – Dean Smith (879-254)
- .748 – Roy Williams (485-163)
- .741 – Bill Guthridge (80-28)
- .739 – Frank McGuire (164-58)
- .684 – James Ashmore (80-37)

MOST ACC REGULAR-SEASON WINS

- 364 – Dean Smith
- 212 – Roy Williams
- 84 – Frank McGuire
- 32 – Bill Guthridge
- 23 – Matt Doherty

HIGHEST ACC WINNING PERCENTAGE

- .771 – Frank McGuire (84-25)
- .728 – Dean Smith (364-136)
- .693 – Roy Williams (212-94)
- .667 – Bill Guthridge (32-16)
- .479 – Matt Doherty (23-25)

ACC REGULAR-SEASON TITLES

- 17 – Dean Smith (1967, 1968, 1969, 1971, 1972, 1976, 1977, 1978, 1979, 1982, 1983, 1984, 1985, 1987, 1988, 1993, 1995)
- 9 – Roy Williams (2005, 2007, 2008, 2009, 2011, 2012, 2016, 2017, 2019)
- 5 – Frank McGuire (1956, 1957, 1959, 1960, 1961)
- 1 – Matt Doherty (2001)

MOST ACC TOURNAMENT GAMES

- 81 – Dean Smith
- 44 – Roy Williams
- 15 – Frank McGuire
- 7 – Bill Guthridge
- 6 – Matt Doherty

MOST ACC TOURNAMENT WINS

- 58 – Dean Smith
- 29 – Roy Williams
- 9 – Frank McGuire
- 5 – Bill Guthridge
- 3 – Matt Doherty

ACC TOURNAMENT TITLES

- 13 – Dean Smith (1967, 1968, 1969, 1972, 1975, 1977, 1979, 1981, 1982, 1989, 1991, 1994, 1997)
- 3 – Roy Williams (2007, 2008, 2016)
- 1 – Bill Guthridge (1998)
- 1 – Frank McGuire (1957)

NCAA TOURNAMENT APPEARANCES

- 27 – Dean Smith (1967, 1968, 1969, 1972, 1975, 1976, 1977, 1978, 1979, 1980, 1981, 1982, 1983, 1984, 1985, 1986, 1987, 1988, 1989, 1990, 1991, 1992, 1993, 1994, 1995, 1996, 1997)
- 16 – Roy Williams (2004, 2005, 2006, 2007, 2008, 2009, 2011, 2012, 2013, 2014, 2015, 2016, 2017, 2018, 2019, 2021)
- 3 – Bill Guthridge (1998, 1999, 2000)
- 2 – Frank McGuire (1957, 1959)
- 1 – Hubert Davis (2022)**
- 1 – Matt Doherty (2001)
- 1 – Ben Carnevale (1946)
- 1 – Bill Lange (1941)

FINAL FOURS


- 11 – Dean Smith (1967, 1968, 1969, 1972, 1977, 1981, 1982, 1991, 1993, 1995, 1997)
- 5 – Roy Williams (2005, 2008, 2009, 2016, 2017)
- 2 – Bill Guthridge (1998, 2000)
- 1 – Hubert Davis (2022)**
- 1 – Frank McGuire (1957)
- 1 – Ben Carnevale (1946)

MOST NCAA TOURNAMENT GAMES

- 92 – Dean Smith
- 58 – Roy Williams
- 11 – Bill Guthridge
- 6 – Hubert Davis**
- 6 – Frank McGuire
- 3 – Ben Carnevale

MOST NCAA TOURNAMENT WINS

- 67 – Dean Smith
- 45 – Roy Williams
- 8 – Bill Guthridge
- 5 – Hubert Davis**
- 5 – Frank McGuire
- 2 – Ben Carnevale



NCAA TOURNAMENT TITLES

- 3 – Roy Williams (2005, 2009, 2017)
- 2 – Dean Smith (1982, 1993)
- 1 – Frank McGuire (1957)

NIT APPEARANCES

- 4 – Dean Smith (1970, 1971, 1973, 1974)
- 1 – Roy Williams (2010)
- 1 – Matt Doherty (2003)

NIT WINS

- 7 – Dean Smith
- 4 – Roy Williams
- 2 – Matt Doherty

NIT TITLE

- 1 – Dean Smith (1971)

SEASONS WITH 30 OR MORE WINS

- 7 – Roy Williams (2005, 2007, 2008, 2009, 2012, 2016, 2017)
- 3 – Dean Smith (1982, 1987, 1993)
- 1 – Bill Guthridge (1998)
- 1 – Frank McGuire (1957)
- 1 – Ben Carnevale (1946)

SEASONS WITH 25 OR MORE WINS

- 22 – Dean Smith (1967, 1968, 1969, 1971, 1972, 1973, 1976, 1977, 1981, 1982, 1983, 1984, 1985, 1986, 1987, 1988, 1989, 1991, 1993, 1994, 1995, 1997)
- 12 – Roy Williams (2005, 2007, 2008, 2009, 2011, 2012, 2013, 2015, 2016, 2017, 2018, 2019)
- 1 – Hubert Davis (2022)
- 1 – Matt Doherty (2001)
- 1 – Bill Guthridge (1998)
- 1 – Frank McGuire (1957)
- 1 – Ben Carnevale (1946)

SEASONS WITH 20 OR MORE WINS

- 30 – Dean Smith (1967, 1968, 1969, 1971, 1972, 1973, 1974, 1975, 1976, 1977, 1978, 1979, 1980, 1981, 1982, 1983, 1984, 1985, 1986, 1987, 1988, 1989, 1990, 1991, 1992, 1993, 1994, 1995, 1996, 1997)
- 15 – Roy Williams (2005, 2006, 2007, 2008, 2009, 2010, 2011, 2012, 2013, 2014, 2015, 2016, 2017, 2018, 2019)
- 3 – Bill Guthridge (1998, 1999, 2000)
- 2 – Hubert Davis (2022, 2023)
- 2 – Frank McGuire (1957, 1959)
- 2 – Tom Scott (1948, 1949)
- 2 – Ben Carnevale (1945, 1946)
- 1 – Matt Doherty (2001)
- 1 – Bill Lange (1940)
- 1 – Walter Skidmore (1936)
- 1 – George Shepard (1935)
- 1 – Harlan Sanborn (1926)
- 1 – Monk McDonald (1925)
- 1 – Norman Shepard (1924)

MOST WINS IN A SEASON

- 36 – Roy Williams, 2007-08
- 34 – Roy Williams, 2008-09
- 34 – Bill Guthridge, 1997-98
- 34 – Dean Smith, 1992-93
- 33 – Roy Williams, 2016-17
- 33 – Roy Williams, 2015-16
- 33 – Roy Williams, 2004-05

MOST WINS IN A SEASON WITHOUT A LOSS

- 32 – Frank McGuire, 1956-57

MOST ACC WINS IN A SEASON

- 16 – Roy Williams, 2019
- 15 – Hubert Davis, 2022
- 14 – Roy Williams, 2017
- 14 – Roy Williams, 2016
- 14 – Roy Williams, 2012
- 14 – Roy Williams, 2011
- 14 – Roy Williams, 2008
- 14 – Roy Williams, 2005
- 14 – Dean Smith, 1993
- 14 – Dean Smith, 1987
- 14 – Dean Smith, 1984
- 14 – Frank McGuire, 1957

MOST ACC WINS IN A SEASON WITHOUT A LOSS

- 14 – Dean Smith, 1987
- 14 – Dean Smith, 1984
- 14 – Frank McGuire, 1957



COACHING RECORDS VS. OPPONENTS (McGuire-Smith-Guthridge-Williams-Davis)



OPPONENT	FRANK MCGUIRE	DEAN SMITH	BILL GUTHRIDGE	MATT DOHERTY	ROY WILLIAMS	HUBERT DAVIS	ALL-TIME
Air Force Academy					1-0		1-0
Akron					1-0		1-0
Alabama	1-1	4-3			1-0	0-1	8-5
UAB		1-0			3-1		4-1
Alaska Anchorage		1-0					1-0
Albany					1-0		1-0
Appalachian State			2-0	1-0	2-0	1-0	7-0
Arizona		1-3			2-0		4-3
Arizona State		1-0					1-0
Arkansas		3-3			4-0		7-3
Auburn		1-0			0-1		3-1
Baylor						1-0	1-0
Belmont					0-1		0-1
Bethune-Cookman		1-0	1-0				2-0
Binghamton				1-0			1-0
Boston College		2-1			16-5	4-0	22-6
Boston University		2-0					2-0
Bowling Green		1-0					1-0
Bradley		1-0					1-1
Brigham Young		3-0			2-0		5-0
Brown		1-0				1-0	2-0
Bucknell					1-0		1-0
Buffalo			2-0	1-0			3-0
Butler		2-0			1-2		3-3
California		3-0	1-1				4-1
UC Santa Barbara					3-0		3-0
Canisius	1-0						1-0
UCF		2-0					2-0
Chaminade					3-0		3-0
Chattanooga		3-0	1-0		1-0		5-0
Charlotte			2-0				2-0
Cincinnati	1-0	6-0	0-1				7-1
The Citadel	4-0	10-0				1-0	20-0
Clemson	21-0	68-13	5-1	5-2	21-5	2-0	135-23
Cleveland State					3-0		3-0
Coastal Carolina					1-0		1-0
College of Charleston			1-1	1-1	3-1	2-0	7-3
Colorado		3-0					3-0
Colorado State		1-1					1-1
Columbia		1-0					2-0
Connecticut		1-0	1-0	1-1	2-0		5-1
Cornell		3-0					3-0
Creighton	1-0	1-0			1-0		3-0
Dartmouth	1-0	4-0	1-0				6-1
Davidson		2-0		1-1	9-0		67-11
Dayton		0-1			1-1		1-2
DePaul		3-0		1-0			4-1
Detroit		3-0					3-0
Drake		0-1					0-1
Duke	15-11	59-35	2-6	2-7	18-22	2-3	143-117
Duquesne		1-0					1-0
East Carolina	1-0	1-0			2-0		4-0
Eastern Kentucky					1-0		1-1
Eastern Michigan		1-0					1-0
East Tennessee State		5-0			1-0		6-0
Elon					3-0	1-0	21-4
Evansville					3-0		3-0
Fairfield		1-0			1-0		2-0
Florida		1-0	0-1		1-0		4-2
Florida Atlantic					2-0		2-0
Florida Gulf Coast					1-0		1-0
Florida International			1-0		1-0		2-0
Florida Southern		1-0					1-0
Florida State		20-5	5-1	5-1	21-9	2-0	53-16
Fordham		4-0					5-1
Furman	2-0	14-2				1-0	24-2

OPPONENT	FRANK MCGUIRE	DEAN SMITH	BILL GUTHRIDGE	MATT DOHERTY	ROY WILLIAMS	HUBERT DAVIS	ALL-TIME
Gardner-Webb					5-0	1-0	6-0
George Mason					1-1		1-1
Georgetown		3-1	1-0	0-1	0-1		4-5
George Washington	2-0	1-0					4-6
Georgia		5-2	2-0				13-5
Georgia State		1-0					1-0
Georgia Tech	1-0	40-13	6-1	5-2	15-11	3-0	72-27
Gonzaga					3-2		3-2
Hampton			2-0	0-1			2-1
Harvard		2-0			2-0		4-2
Hawai'i		4-0			1-0		5-0
Hawai'i-Loa		1-0					1-0
Hawai'i-Pacific		1-0					1-0
High Point					1-0		1-0
Hofstra					1-0		1-0
Holy Cross	1-1				1-0		2-1
Houston		5-1					5-1
Howard		3-0	1-0				5-0
Illinois		2-0		0-1	2-2		4-4
Indiana		4-5	0-1	0-1	2-2	0-1	6-10
Iona		2-0		0-1	2-0		4-1
Iowa		0-2			1-2		1-4
Iowa State		2-0			1-1	0-1	3-2
Jacksonville		6-0					6-0
James Madison		3-0				1-0	4-0
Kansas	3-0	2-2		1-0	0-3	0-1	6-6
Kansas State	1-1	3-0			1-0		5-1
Kent State		2-0			1-0		3-0
Kentucky	0-2	13-3		0-3	9-7	0-1	25-17
LaSalle		2-0					2-1
Liberty		1-0					1-0
Lipscomb					2-0		2-0
Long Beach State					4-0		4-0
Long Island					1-0		1-0
LSU	2-1	6-0			1-0		10-2
Louisville		5-1	2-1		9-4	3-0	19-7
Loyola Chicago	1-0				1-0		2-1
Loyola Maryland						1-0	2-0
Loyola Marymount		1-0					1-0
Manhattan		1-1					1-1
Marquette		2-1		1-0	1-1	1-0	5-2
Marshall		2-0			1-0		3-0
Maryland	12-6	62-21	4-4	3-4	15-5		123-57
Massachusetts		3-1		1-0			4-1
McNeese State					1-0		1-0
Mercer		4-0					7-0
Miami		2-0	1-0	1-1	20-7	0-2	26-10
Miami, Ohio		3-1					3-1
Michigan		3-2			1-2	2-0	6-4
Michigan State	1-1	3-0	1-1	0-1	7-1		12-4
Middle Tennessee State		2-0	2-0				4-0
Minnesota	2-0	1-1			0-1		3-2
Mississippi State		1-0			2-0		6-0
Mississippi Valley State					1-0		1-0
Missouri		4-4	1-0				5-4
Monmouth					2-0		2-0
Mount St. Mary's					1-0		1-0
Murray State		1-0			1-0		2-0
Navy	0-2		1-0				6-14
Nebraska		1-0					1-0
Nevada		2-0			3-0		5-0
UNLV		2-0	1-0		2-1		5-1
New Mexico State		1-0					1-0
New Orleans		1-0					1-0
NYU	1-1	2-2					7-10
Niagara		1-0					1-0
Nicholls					2-0		2-0
UNC Asheville		2-0			6-0	1-0	9-0
North Carolina A&T				2-0			2-0
North Carolina Central					3-0		3-0
UNCG					3-0		3-0
NC State	14-11	60-30	6-1	2-4	33-5	3-1	164-80
UNCW					5-0	1-0	6-0
Northeastern		1-0			1-0		2-0
Northern Iowa					2-1		2-1

OPPONENT	FRANK MCGUIRE	DEAN SMITH	BILL GUTHRIDGE	MATT DOHERTY	ROY WILLIAMS	HUBERT DAVIS	ALL-TIME
Northern Kentucky					1-0		1-0
North Texas		1-0					1-0
Northwestern	1-0	2-0			1-0		4-1
Notre Dame	4-1	11-3			12-4	2-1	29-9
Oakland (Mich.)					2-0		2-0
Ohio State		6-1			5-1	1-0	13-3
Ohio University		1-0		0-1	1-0		2-1
Oklahoma		2-0			1-0		3-0
Oklahoma State					1-0		1-1
Old Dominion		4-0	1-0	1-0	2-0		8-0
Oral Roberts		3-0			1-0		4-0
Oregon		3-0			3-0		6-0
Oregon State	0-1	3-0					3-1
Penn	0-1	2-1			3-0		6-2
Penn State		3-0		1-1			4-1
Pepperdine		2-0					2-0
Pittsburgh		7-0			8-4	0-3	15-8
Portland					1-0	1-0	2-0
Presbyterian					1-0		1-0
Princeton	1-0	5-2	1-0	1-0			8-5
Providence		2-1			2-0		4-1
Purdue		5-2	3-0			0-1	8-3
Radford					2-0		2-0
Rhode Island		1-0			1-0		2-2
Rice		3-0					3-0
Richmond	1-1	5-0	1-0		1-0		16-2
Robert Morris					1-0		1-0
Rochester		1-0					1-0
Rutgers		6-0		1-0	5-0		12-1
Sacred Heart					1-0		1-0
St. Bonaventure		1-0					1-0
Saint Francis (Pa.)					2-0		2-0
St. John's		1-2		1-0			2-2
St. Joseph's (Pa.)		2-0		1-0			5-3
Saint Louis	1-1				2-0		3-1
Saint Peter's						1-0	1-0
St. Thomas (Fla.)		3-0					3-0
San Diego State		2-0					2-0
San Francisco		0-1					0-1
Santa Clara		2-0			1-1		3-1
Seton Hall	0-1	3-0	1-0				4-1
South Carolina	15-2	20-10			1-0		57-21
South Carolina State					1-0		1-0
South Florida		6-0					6-0
Southern		1-0					1-0
Southern California	1-0	3-0	1-0		2-1		8-1
Southern Methodist		2-1					2-1
SW Missouri State		1-0					1-0
Southwestern Louisiana		1-0					1-0
Stanford		7-0	2-0	1-0	3-0		13-0
Stetson		3-0					3-0
Syracuse	1-0	3-2			10-4	2-0	15-6
Temple		2-1			3-2		4-3
Tennessee			1-0		4-0	0-1	10-2
Tennessee State					1-0		1-0
Tennessee Tech			1-0		1-0		1-0
Texas		2-1			1-8		3-9
Texas A&M		0-1		2-0	0-1		2-2
Texas-Pan American		1-0					1-0
Texas Southern					1-0		1-0
Texas Tech		2-1					2-1
Towson State		3-0					3-0
Tulane		10-0			3-0		16-1
Tulsa		1-1	1-0	1-0			3-1
UCLA		4-2	1-1	1-0	4-0	1-0	11-3
Utah	1-0	6-1	0-1				7-2
Valparaiso					3-0		3-0
Vanderbilt		4-3			0-1		6-4
Vermont		1-0		1-0	2-0		4-0
Villanova	2-0	6-4			3-1		11-5
Virginia	15-3	66-18	4-2	2-4	16-14	3-2	134-62
VMI	2-0	3-0					36-4
Virginia Tech		15-2	1-0		17-5	2-2	72-17

OPPONENT	FRANK MCGUIRE 16-7	DEAN SMITH 66-28	BILL GUTHRIDGE 5-2	MATT DOHERTY 2-4	ROY WILLIAMS 17-6	HUBERT DAVIS 1-2	ALL-TIME 164-69
Wake Forest							
Washington		1-0			2-0		3-0
Washington & Lee	3-0						24-14
Washington State					1-0		1-0
Weber State		1-0	0-1				1-1
Western Carolina	1-0				1-0		2-0
Western Kentucky		1-0					1-0
West Virginia	0-1	0-1					0-5
Wichita State		1-0					1-0
William and Mary	4-1	6-1			4-0		20-3
Winthrop				1-0	1-0		2-0
Wisconsin					3-2		3-2
Wofford					2-2		4-2
Wyoming				1-0			1-0
Yale	2-0	4-0			1-0		7-1



DEAN SMITH Head Coach 1961-97



When ESPN's award-winning SportsCentury program selected the greatest coaches of the 20th Century, it came as no surprise that Carolina basketball coach Dean Smith was among the top seven of all-time. Smith joined other legends Red Auerbach, Bear Bryant, George Halas, Vince Lombardi, John McGraw and John Wooden as the pre-eminent coaches in sports history.

Smith's tenure as Carolina's basketball coach from 1960-97 is a record of remarkable achievement and consistency. In 36 seasons at UNC, Smith's teams had a record of 879-254. His teams won more games than those of any other Division I men's basketball college coach in history, a record broken in 2007 by Bob Knight and surpassed again in 2011 by Mike Krzyzewski.

- Smith coached Carolina to the 1982 and 1993 NCAA championships and the 1971 NIT title.
- Under Smith, the Tar Heels won at least 20 games for 27 straight years and 30 of his final 31. No coach in history has ever produced that many consecutive 20-win seasons.
- Carolina was ranked in the final Top 10 of both the Associated Press and coaches' polls each year from 1981-89. That nine-year run is the second-longest streak of Top 10 finishes in history, exceeded only by UCLA's 13-year string from 1967 to 1979.
- The Tar Heels were ranked among the nation's final Top 15 teams in 28 of his last 31 seasons, missing only in 1970, 1990 and 1996, and were among the Top 10 on 23 occasions during that period. Smith's teams

finished the season ranked No. 1 in at least one of the two major polls four times (1982, 1984, 1993 and 1994).

- Smith's teams were also the dominant force in the ACC. The Tar Heels under Smith had a record of 364-136 in ACC regular-season play, a winning percentage of .728.
- The Tar Heels finished at least third in the ACC regular-season standings for 33 successive seasons. In that span, Carolina finished first 17 times, second 11 times and third five times.
- Smith's teams finished in the ACC upper division all but one time. That was in 1964, when Carolina was fifth and had its only losing record in ACC regular-season play under Smith at 6-8.
- Carolina won 13 ACC Tournaments under Smith.
- His teams played in 11 Final Fours, second in number only to Wooden, who reached 12.
- Smith's teams made 23 consecutive appearances in the NCAA Tournament.
- In his last 31 seasons, Smith led the Tar Heels into the NCAA Tournament 27 times.
- Carolina reached the Sweet 16 of NCAA play each season from 1981-93. That 13-year streak is the second-longest in Tournament history to a 14-year stretch by UCLA from 1967 to 1980.

The awards and accolades continue to be given to Smith, even after he stepped down as Carolina's head coach on October 9, 1997. Smith was named Sportsman of the Year by Sports Illustrated, Honorary Coach of the Year by the United States Olympic Committee, received the Arthur Ashe Award for Courage at the annual ESPY Awards, and was honored with special awards for contributions to basketball by the Atlanta Tipoff Club and New York Athletic Club. He was inducted into the FIBA Hall of Fame in 2007.

In 2006, he was named to the inaugural class of the National Collegiate Basketball Hall of Fame (along with James Naismith, John Wooden, Oscar Robertson and Bill Russell).

YEAR-BY-YEAR WITH DEAN SMITH AT NORTH CAROLINA

Year	Overall W-L	Pct.	ACC W-L	ACC Regular Season Finish	ACC Tournament Finish	AP Ranking	Coaches' Poll Ranking	Post-Season Finish
1961-62	8-9	.471	7-7	Tied 4th	Quarterfinalist			
1962-63	15-6	.714	10-4	3rd	Semifinalist			
1963-64	12-12	.500	6-8	5th	Semifinalist			
1964-65	15-9	.625	10-4	Tied 2nd	Quarterfinalist			
1965-66	16-11	.593	8-6	Tied 3rd	Semifinalist			
1966-67	26-6	.813	12-2	1st	Champion	4th	3rd	NCAA 4th Place
1967-68	28-4	.875	12-2	1st	Champion	4th	4th	NCAA Finalist
1968-69	27-5	.844	12-2	1st	Champion	4th	2nd	NCAA 4th Place
1969-70	18-9	.667	9-5	Tied 2nd	Quarterfinalist			NIT Final 16
1970-71	26-6	.813	11-3	1st	Finalist	13th	13th	NIT Champion
1971-72	26-5	.839	9-3	1st	Champion	2nd	2nd	NCAA 3rd Place
1972-73	25-8	.758	8-4	2nd	Quarterfinalist	11th	12th	NIT 3rd Place
1973-74	22-6	.786	9-3	Tied 2nd	Semifinalist	12th	8th	NIT Final 16
1974-75	23-8	.742	8-4	Tied 2nd	Champion	9th	10th	NCAA Final 16
1975-76	25-4	.862	11-1	1st	Finalist	8th	6th	NCAA Final 32
1976-77	28-5	.848	9-3	1st	Champion	5th	3rd	NCAA Finalist
1977-78	23-8	.742	9-3	1st	Semifinalist	16th	10th	NCAA Final 32
1978-79	23-6	.793	9-3	Tied 1st	Champion	9th	3rd	NCAA Final 32
1979-80	21-8	.724	9-5	Tied 2nd	Semifinalist	15th	15th	NCAA Final 32
1980-81	29-8	.784	10-4	2nd	Champion	6th	6th	NCAA Finalist
1981-82	32-2	.941	12-2	Tied 1st	Champion	1st	1st	NCAA Champion
1982-83	28-8	.778	12-2	Tied 1st	Semifinalist	8th	8th	NCAA Final 8
1983-84	28-3	.903	14-0	1st	Semifinalist	1st	1st	NCAA Final 16
1984-85	27-9	.750	9-5	Tied 1st	Finalist	7th	7th	NCAA Final 8
1985-86	28-6	.824	10-4	3rd	Quarterfinalist	8th	8th	NCAA Final 16
1986-87	32-4	.889	14-0	1st	Finalist	2nd	3rd	NCAA Final 8
1987-88	27-7	.794	11-3	1st	Finalist	7th	8th	NCAA Final 8
1988-89	29-8	.784	9-5	Tied 2nd	Champion	5th	4th	NCAA Final 16
1989-90	21-13	.618	8-6	Tied 3rd	Quarterfinalist			NCAA Final 16
1990-91	29-6	.829	10-4	2nd	Champion	4th	4th	NCAA Final 4
1991-92	23-10	.697	9-7	3rd	Finalist	18th	12th	NCAA Final 16
1992-93	34-4	.895	14-2	1st	Finalist	4th	1st	NCAA Champion
1993-94	28-7	.800	11-5	2nd	Champion	1st	9th	NCAA Final 32
1994-95	28-6	.823	12-4	Tied 1st	Finalist	4th	3rd	NCAA Final 4
1995-96	21-11	.656	10-6	3rd	Quarterfinalist	25th	24th	NCAA Final 32
1996-97	28-7	.800	11-5	Tied 2nd	Champion	4th	4th	NCAA Final 4
36 Years	879-254	.776	364-136 (.72.8)	13 ACC titles				2 NCAA titles 11 Final Fours

Smith also became the first recipient of the Mentor Award for Lifetime Achievement, given by the University of North Carolina Committee on Teaching Awards for “a broader range of teaching beyond the classroom.”

In 2013, Smith’s wife, Linnea, accepted the Presidential Medal of Freedom from President Barack Obama on the coach’s behalf. The medal is the nation’s highest civilian honor, presented to those who have “made especially meritorious contributions to the security or national interests of the United States, to world peace, or to cultural or other significant public or private endeavors.”

Smith was one of 16 Medal of Freedom recipients in 2013, along with President Bill Clinton, Chicago Cub Hall of Famer Ernie Banks, Washington Post editor Ben Bradlee, Senators Daniel Inouye and Richard Lugar, entertainers Loretta Lynn and Oprah Winfrey and astronaut Sally Ride.

Smith is recognized throughout the sports world for his character, his innovations to the game and his ability to have established Carolina’s program as one of the greatest in college basketball. Smith’s players consistently produce on the floor, in the classroom and in life.

When Smith broke Rupp’s record in 1997, his coaching peers had this to say.

UCLA coach John Wooden: “What’s more impressive to me about Dean than the record is how good he is as a teacher of basketball. I’ve always said he’s a better teacher of basketball than anyone else. I couldn’t begin to teach players the things Dean has taught them. I’ve admired him because there’s more to him than just wins.”

Indiana coach Bob Knight: “Let me say some things that he won’t say. He’s going to say an awful lot about teams and that’s the way it should be. But let me put it in perspective. His being able to do that and do it at a single institution, do it through all the years without ever having a problem with any kind of recruiting violation or probation, is a very singular accomplishment in college basketball. I think it’s a great achievement, indicative of a guy who really knows how to coach and has decided from day one that things are going to be done the absolute right way. He’s not going to tell you, but just take my word for it. That’s a great, great accomplishment for a coach.”

Duke coach Mike Krzyzewski: “It’s singularly such a tremendous accomplishment. Whatever is written about him in a positive sense he justly deserves. I know he’ll give credit, as we all would, to the players who have played for him, but in this situation the praise for him should rise well above that for the players who played for him.”

Carolina and Kansas head coach and Smith assistant Roy Williams: “He has a basketball program, he doesn’t have a team. And when you have a program, you’re concerned about the kids’ entire lives, their entire existence ... and what they’re going to do after they leave you and what kind of effect you can have on them as they mature.”

Wake Forest coach Dave Odom: “What boggles the mind about him, at least to me, are the numbers of nights he’s gone into the arena and been ready to compete on every single possession. I’ve not done it anywhere close to half as often and there are nights when it seems the season will never end. And yet, he’s there, ready to go, always figuring out a way to beat you. Whenever I think about it, I shake my head in wonder.”

Virginia coach Terry Holland: “He has been a target for all of us who coached in the ACC to shoot for. It is not always the most pleasant position to be in. The Carolina program was the measuring stick to everybody who came into the league. He has been willing to be the measuring stick. He helped create national exposure not only for North Carolina, but also for the other ACC teams as well and made us all improve our programs.”

Perhaps his greatest form of praise on a worldwide level came when a group of his peers, including Hall of Fame coaches Henry Iba, Pete Newell and Auerbach, chose Smith to coach the U.S. Olympic basketball team in the 1976 Montreal Games. The Americans finished a controversial second to the Soviet Union at Munich in 1972. Smith was given the challenge of trying to develop a team to regain the Gold Medal against a group of improving international teams.

He named his long-time assistant, Bill Guthridge, and Georgetown’s John Thompson, to be his assistants on the Olympic Team staff. Smith’s teaching skills were put to one of their toughest tests.

36 Seasons 879-254

EDUCATION

B.S., Education
Kansas ‘53

Smith retired with more wins (879) than any other coach in NCAA Division I history

In 36 years, Smith coached Carolina to 11 Final Fours, two national titles and 13 ACC Tournament Championships.

More than 96 percent of Smith’s lettermen graduated.

From 1981 to 1989, Carolina was ranked in the final Top 10 of both the Associated Press and coaches’ poll each year.

Smith was named the second-best coach in college basketball history (behind John Wooden) by the NABC in 2000.

Smith was inducted into the Naismith Memorial Basketball Hall of Fame in Springfield, Mass., in 1983. He was also inducted into the North Carolina Hall of Fame in 1981. In 2006, he was named to the inaugural class of the National Collegiate Basketball Hall of Fame (along with James Naismith, John Wooden, Oscar Robertson and Bill Russell). He was inducted into the FIBA Hall of Fame in 2007.

Smith was voted ACC Coach of the Year eight times - in 1967, 1968, 1971, 1976, 1977, 1979, 1988 and 1993.



Smith molded a group of college all-stars into a cohesive unit during a few short weeks in that summer of 1976 and led them to the gold medal, sweeping through the Games undefeated and beating Yugoslavia in the championship game. Emphasizing a tough pressure defense and a fast-breaking, attacking style on offense, the Americans returned to the top of the international game.

Just as Smith used his talents to develop that 1976 all-star team into an Olympic champion, he has prepared a host of players for successful careers in the NBA.

“UNC is a plus-four school,” Orlando Magic Vice President of Basketball Operations-Player Personnel John Gabriel said about Smith’s teams, “meaning that if I rate a player as the 10th-best player in the NBA Draft, being a Tar Heel automatically jumps him to number six. The plus-four rating is based upon the success of former Tar Heels in the NBA.”

The Miami Heat’s Pat Riley, who coached former Tar Heel standout James Worthy to three world titles with the Los Angeles Lakers, is another believer in Smith’s program.

“We always look for players from North Carolina,” said Riley. “If we could draft players every year from North Carolina, we’d do it. You know they know how to play. The players are so full of character like James and Michael Jordan. I have a lot of respect for Coach Smith. I’m the beneficiary of a man who has taught all these guys how to play the game. When they come to the pros, they’re refined. They’re ready to step right in.”

During his last 31 seasons, since Smith’s Tar Heels won their first ACC title in 1967, the Tar Heels had a record of 813-207, winning 79.7 percent of their games.

In 23 of those 31 seasons, Carolina won either the ACC regular-season, tournament or both. Most schools are happy just to win 20 games in a season. At Carolina, it became a habit. No school in the country won more total games in that 31-year period than Carolina. UCLA was second with 751. The Tar Heels also had the most wins over his last 20 seasons with 539, and over his last 10 years with 268.

For Smith and his players, the word “class” applied to the team’s exemplary sportsmanship on the court, to its excellent academic performance and to Smith’s belief that basketball involves many complexities that must be learned over the course of time — that coaching and playing the game is a classroom situation in its own right.

Smith’s teams have won championships at every level. There were NCAA titles in 1982 and 1993 and the NIT in 1971. His gold medal-winning team at the 1976 Summer Olympic Games makes Smith one of only three men in history to coach teams to an NCAA title, NIT championship and Olympic

victory. The others are Pete Newell and Knight.

Smith's coaching skills and dedication to playing with class are the reasons he was inducted into the Naismith Memorial Basketball Hall of Fame in Springfield, Mass., in 1983. He was also inducted into the North Carolina Sports Hall of Fame in 1981.

A key to Smith's success was his ability to change Carolina's style to fit his personnel. He favored an offense which used the fast break whenever possible and featured a quick passing attack. But, he was also comfortable in a more disciplined style of play. He liked to play multiple defenses to confuse opponents. However, his preference was a pressure, man-to-man to speed up the action.

The fast-breaking attack, great teamwork in a set offense and steals produced by the defense resulted in a number of easy baskets. Along with good shot selection, those things have helped Carolina annually rank among the best shooting teams in the nation. Carolina failed to hit at least 50 percent from the field just four times in his last 27 years. Even in those four seasons, Carolina topped the ACC in field goal shooting each year.

Among Smith's many innovations were the Four Corners offense, crediting the passer, the run-and-jump defense, the scramble defense out of man-to-man pressure, the point zone, team huddles at the foul line, double-teaming the screen-and-roll, the freelance passing game and multiple screens against zone defenses.

Born February 28, 1931, in Emporia, Kan., Dean Edwards Smith grew up as the son of public school teachers. He graduated from Topeka High School in 1949 and went to the University of Kansas on an academic scholarship. He played varsity basketball and baseball and freshman football for the Jayhawks. He was a member of Jayhawk basketball teams that won the NCAA title in 1952 and finished second in 1953.

Smith was an assistant coach at Kansas to Phog Allen and Dick Harp, then served in the U.S. Air Force as a lieutenant. While in the service, he played and coached basketball in Germany. Smith served for three years as an assistant basketball coach under Bob Spear, recognized by his peers as one of the outstanding coaches in the history of the game, and one year each as head baseball and head golf coach at the United States Air Force Academy. In 1958, the late Frank McGuire asked him to join his staff at Carolina as an assistant coach. Smith served as an assistant under McGuire for three years before McGuire resigned to become head coach of the NBA's Philadelphia Warriors in the summer of 1961. At that time, Carolina Chancellor William Aycock tapped the 30-year-old Smith to become UNC's head coach.

Smith shared his knowledge of the game with a talented group of assistants. Many of his assistants went on to head coaching jobs, including Larry Brown, Roy Williams, John Lotz, Kenny Rosemond, Eddie Fogler, Randy Wiel and Bill Guthridge.

Smith's talents do not lie solely in tutoring quality college coaches, as is evidenced by the number of outstanding players who have gone on to professional careers after their days in Chapel Hill. In Smith's 36-year tenure, more than 50 of his players went on to play pro basketball in the NBA or ABA and more played in other professional leagues both in the U.S. and overseas.

Six of Smith's players won rookie of the year awards in either the NBA or ABA, including Charlie Scott, Robert McAdoo, Walter Davis, Phil Ford, Michael Jordan and Vince Carter.

ACC REGULAR-SEASON TITLES WON BY COACH		
Name, School(s)	Titles	Years in ACC
Dean Smith (North Carolina)	17	36
Mike Krzyzewski (Duke)	13	42
Roy Williams (North Carolina)	9	18
Frank McGuire (UNC, South Carolina)	6	15
Vic Bubas (Duke)	4	10

ACC TOURNAMENT TITLES WON BY COACH		
Name, School	Titles	Years in ACC
Mike Krzyzewski (Duke)	15	42
Dean Smith (North Carolina)	13	36
Vic Bubas (Duke)	4	10
Everett Case (NC State)	4	11

"Coach taught me the game, when to apply speed, how to use your quickness, when to use that first step, or how to apply certain skills in certain situations," says Jordan. "Dean Smith gave me the knowledge to score 37 points a game and that's something people don't understand."

Smith coached players who went on to become doctors, lawyers and businessmen. Better than 95 percent of his lettermen earned their degrees.

NBA head coach and former UNC guard George Karl: "I don't think any of the lettermen can really express the family atmosphere that he's built, the tradition that he's built of loyalty and camaraderie. It's a fraternity that's very much admired by basketball people in the world."

Tar Heel guard and Hall of Famer Michael Jordan: "The camaraderie that he has with his players goes a long way. He's taught a lot of us similar traits and we've accepted that and we've moved on as players and people. That's something we treasure more so than maybe our basketball experience — the things that we learned away from the game."

"He's like a second father to me. When I first left school I was unsure, nervous, scared, going into a situation I wasn't really comfortable with and I didn't know if I was ready for it. He calmed me down with a fatherly attitude, taking me under his wing and teaching me a lot of things about being an adult."

Phil Ford, played for and coached with Smith: "My first impression of Coach Smith was honesty. He didn't promise me playing time. In fact, he told me I might have to play on the junior varsity my first year. That kind of set me back. But my mom really liked that because she said, 'Phil, if he's not out here promising you that you will start, that means you go there and work hard and do the best that you can do, then he won't be out promising your job to another high school player.' And if you think about it, that made a lot of sense."


Hall of Famer Larry Brown played for Smith and served as an assistant under Smith: "Nobody's done it better over a longer period of time than he has. He won in the '60s, '70s, '80s and '90s and if you look at his teams, they've always been innovative, he hasn't been lost or left behind. He's always stayed ahead. He's kept young. He's learned to deal with all kinds of athletes and the changes we've all faced."

Smith retired as the winningest coach in the history of the NCAA Tournament with 65 victories (currently third). In 36 ACC Tournaments, he had a coaching record of 58-23, a winning percentage of .716, and was the first to win 13 titles.

Smith, who played for the legendary Phog Allen at Kansas in the early 1950s, and Knight are the only two men to both play on and coach an NCAA championship team. Smith was a member of the Jayhawk squad that won college basketball's top prize in 1952. He then coached the Tar Heels to national titles in 1982 and 1993.

After taking Carolina to the NCAA championship game in 1977, Smith was named National Coach of the Year by the NABC. He received similar honors from the U.S. Basketball Writers Association and Basketball Weekly in 1979 and from Medalist in 1982. He was named the Naismith National Coach of the Year in 1993 after leading the Tar Heels to the national crown.


In 1993, the Atlantic Coast Sportswriters Association named Smith the ACC Coach of the Year, an honor he received on seven previous occasions as well—1967, 1968, 1971, 1976, 1977, 1979 and 1988.





ROY WILLIAMS

Head Coach 2003-21



Roy Williams retired on April 1, 2021, with the third-most wins by a Division I head coach and the sixth-highest winning percentage in college basketball history.

Inducted into the Naismith Memorial Basketball Hall of Fame in 2007, Williams was a college head coach for 33 seasons at two of the three winningest programs in the sport's history. He won 418 games in 15 seasons at Kansas from 1988-2003 and 485 games in 18 seasons at UNC, his alma mater, from 2003-21. He is the second-winningest coach all-time at Carolina and is third at KU. He is the only coach in college basketball history to win 400 games at two schools.

Williams is one of 12 Tar Heels enshrined in the Naismith Basketball Hall of Fame, joining a group that includes Dean Smith, Michael Jordan, James Worthy, Larry Brown, Billy Cunningham, Bob McAdoo, Charlie Scott, Bobby Jones and George Karl.

Williams is a member of the NABC College Basketball Hall of Fame, North Carolina Sports Hall of Fame and the Kansas Sports Hall of Fame. He is a recipient of the John R. Wooden Legends of Coaching Award (Los Angeles Athletic Club), the Naismith Award for Contributions to the Game, the NABC Foundation Court of Honor, the UNC General Alumni Administration's Distinguished Service Medal and the UNC Board of Trustees' William R. Davie Award, for which he was co-honored with his wife, Wanda.

The homecourt of the Tar Heels, was officially re-named the Roy Williams Court at the Dean E. Smith Center in 2018.

ESPN, Sports Illustrated, Sporting News and Fox Sports named Williams the Coach of the Decade for 2000-09, a 10-year span during which he won 33 NCAA Tournament games, including two national titles among five Final Four appearances, at KU and Carolina.

Overall: 903-264, 33 seasons (.774)
Record at UNC: 485-163, 18 seasons (.748)
NCAA Championships (3): 2005, 2009, 2017 at UNC
Final Fours (9): 1991, 1993, 2002, 2003 at Kansas; 2005, 2008, 2009, 2016, 2017 at UNC
NCAA Tournament: 79-27 (.745)
NCAA Tournament at UNC: 45-13 (.776)
NCAA Finals: 3-3
NCAA Finals at UNC: 3-1
National Championship Games (6): 1991, 2003 at Kansas; 2005, 2009, 2016, 2017 at UNC
National Semifinals: 6-3
National Semifinals at UNC: 4-1
NCAA Elite 8s (13): 1991, 1993, 1996, 2002, 2003 at Kansas; 2005, 2007, 2008, 2009, 2011, 2012, 2016, 2017 at UNC
NCAA Elite 8: 9-4 (5-3 at UNC)
NCAA Sweet 16s (19): 1991, 1993, 1994, 1995, 1996, 1997, 2001, 2002 and 2003 at Kansas; 2005, 2007, 2008, 2009, 2011, 2012, 2015, 2016, 2017 and 2019 at UNC
NCAA Sweet 16: 13-6 (8-2 at UNC)
NCAA 2nd Round: 19-10 (10-5 at UNC)
NCAA 1st Round: 29-1 (15-1 at UNC)
Conference Regular-Season Titles (18): 1991, 1992, 1993, 1995, 1996, 1997, 1998, 2002, 2003 at Kansas; 2005, 2007, 2008, 2009, 2011, 2012, 2016, 2017, 2019 at UNC
ACC Regular-Season: 212-94 (.693)
ACC Home: 119-33 (.783)
ACC Road: 93-61 (.604)
ACC Tournament: 29-15 (.659)
ACC Tournament Titles (3): 2007, 2008, 2016
Conference Tournaments Titles (7): 1992, 1997, 1998, 1999 at Kansas; 2007, 2008, 2016 at UNC
Conference Tournaments (ACC and Big 8/12): 52-25
Home: 444-57 (.886)
Home UNC Record: 243-41 (.856)
Smith Center UNC Record: 241-40 (.858)
Away UNC Record: 123-77 (.615)
Against Ranked Teams (AP poll): 164-134 (most recent vs. Florida State, 3/12/21)
Against No. 1-Ranked Teams: 8-8
Overtime: 22-21

NCAA TOURNAMENT RANKINGS

MOST NCAA CHAMPIONSHIPS

10	John Wooden	UCLA (1964-65-67-68-69-70-71-72-73-75)
5	Mike Krzyzewski	Duke (1991-92-2001-10)
4	Adolph Rupp	Kentucky (1948-49-51-58)
3	Roy Williams	UNC (2005-09-17)
3	Bob Knight	Indiana (1976-81-87)
3	Jim Calhoun	Connecticut (1999-2004-2011)

MOST NCAA FINAL FOURS

13	Mike Krzyzewski	Duke
12	John Wooden	UCLA
11	Dean Smith	North Carolina
9	Roy Williams	Kansas, North Carolina
8	Tom Izzo	Michigan State

MOST CHAMPIONSHIP GAMES

10	John Wooden	UCLA
9	Mike Krzyzewski	Duke
6	Roy Williams	Kansas, North Carolina
5	Dean Smith	North Carolina
5	Adolph Rupp	Kentucky

MOST NCAA TOURNAMENT WINS

101	Mike Krzyzewski	Duke
79	Roy Williams	Kansas, North Carolina
65	Dean Smith	North Carolina
58	Jim Boeheim	Syracuse
56	Bill Self	Tulsa, Illinois, Kansas

MOST FINAL FOUR WINS

21	John Wooden	UCLA
14	Mike Krzyzewski	Duke
9	Roy Williams	Kansas, North Carolina
9	Adolph Rupp	Kentucky
8	Dean Smith	North Carolina

HIGHEST NCAA TOURNAMENT WINNING PERCENTAGE (min. 50 games)

.825	John Wooden	UCLA	47-10
.765	Mike Krzyzewski	Duke	101-31
.745	Roy Williams	Kansas, UNC	79-27
.731	John Calipari	UMass, Memphis, Kentucky	57-21
.730	Rick Pitino	Boston University, Providence, Kentucky, Louisville, Iona	54-20

MOST NCAA TOURNAMENT APPEARANCES

36	Mike Krzyzewski	Duke
35	Jim Boeheim	Syracuse
30	Roy Williams	Kansas, North Carolina
28	Bob Knight	Indiana, Texas Tech
27	Rick Barnes	Providence, Clemson, Texas, Tennessee
27	Dean Smith	North Carolina
27	Lute Olson	Iowa, Arizona

MOST NCAA TOURNAMENT GAMES

132	Mike Krzyzewski	Duke
106	Roy Williams	Kansas, North Carolina
92	Dean Smith	North Carolina
90	Jim Boeheim	Syracuse
79	Tom Izzo	Michigan State

MOST NCAA TOURNAMENT NO. 1 SEEDS

14	Mike Krzyzewski	Duke
13	Roy Williams	Kansas, North Carolina
11	Bill Self	Tulsa, Illinois, Kansas
8	Dean Smith	North Carolina
5	Jim Calhoun	Connecticut
5	Lute Olson	Arizona
5	John Thompson	Georgetown

MOST SEASONS WITH AN NCAA TOURNAMENT WIN BEFORE A FIRST-GAME LOSS

29	Roy Williams	Kansas (14), North Carolina (15)
13	Adolph Rupp	Kentucky
11	Tom Davis	Boston College (2), Iowa (9)
11	Lefty Driesell	Davidson (3), Maryland (8)
9	Bob Knight	Indiana
9	Rick Majerus	Ball State (1), Utah (8)
9	Rollie Massimino	Villanova

YEAR-BY-YEAR RESULTS

Year	School	Overall			Big 8/12		Big 8/12 Finish	Big 8/12 Tournament	NCAA Tournament	AP Poll	Coaches Poll
		W	L	Pct.	W	L					
1988-89	Kansas	19	12	.613	6	8	6th	0-1, 1st Round	—	—	—
1989-90	Kansas	30	5	.857	11	3	T-2nd	1-1, Semifinals	1-1, 2nd Round	5	5
1990-91	Kansas	27	8	.771	10	4	T-1st	1-1, Semifinals	5-1, Final Four, 2nd	12	12
1991-92	Kansas	27	5	.844	11	3	1st	3-0, Champions	1-1, 2nd Round	2	2
1992-93	Kansas	29	7	.806	11	3	1st	1-1, Semifinals	4-1, Final Four, T-3rd	9	8
1993-94	Kansas	27	8	.771	9	5	3rd	1-1, Semifinals	2-1, Sweet 16	13	12
1994-95	Kansas	25	6	.808	11	3	1st	1-1, Semifinals	2-1, Sweet 16	5	10
1995-96	Kansas	29	5	.853	12	2	1st	2-1, Finals	3-1, Final Eight	4	5
1996-97	Kansas	34	2	.944	15	1	1st	3-0, Champions	2-1, Sweet 16	1	5
1997-98	Kansas	35	4	.897	15	1	1st	3-0, Champions	1-1, 2nd Round	2	8
1998-99	Kansas	23	10	.697	11	5	T-2nd	3-0, Champions	1-1, 2nd Round	22	23
1999-00	Kansas	24	10	.706	11	5	5th	1-1, Semifinals	1-1, 2nd Round	—	—
2000-01	Kansas	26	7	.788	12	4	T-2nd	1-1, Semifinals	2-1, Sweet 16	12	7
2001-02	Kansas	33	4	.892	16	0	1st	2-1, Finals	4-1, Final Four, T-3rd	2	2
2002-03	Kansas	30	8	.789	14	2	1st	1-1, Semifinals	5-1, Final Four, 2nd	6	2
at Kansas	15 years	418	101	.805	175	49	9 1sts	24-11, 4 titles	34-14	9 Top 10s	10 Top 10s
Year	School	Overall			ACC		ACC Finish	ACC Tournament	NCAA Tournament	AP Poll	Coaches Poll
		W	L	Pct.	W	L					
2003-04	UNC	19	11	.633	8	8	5th	0-1, Quarterfinals	1-1, 2nd Round	18	22
2004-05	UNC	33	4	.892	14	2	1st	1-1, Semifinals	6-0, Champions	2	1
2005-06	UNC	23	8	.742	12	4	2nd	1-1, Semifinals	1-1, 2nd Round	10	14
2006-07	UNC	31	7	.816	11	5	T-1st	3-0, Champions	3-1, Final Eight	4	T-5
2007-08	UNC	36	3	.923	14	2	1st	3-0, Champions	4-1, Final Four, T-3rd	1	3
2008-09	UNC	34	4	.895	13	3	1st	1-1, Semifinals	6-0, Champions	2	1
2009-10	UNC	20	17	.541	5	11	T-9th	0-1, First Round	4-1, (NIT finalists)	—	—
2010-11	UNC	29	8	.784	14	2	1st	2-1, Finals	3-1, Final Eight	7	8
2011-12	UNC	32	6	.842	14	2	1st	2-1, Finals	3-1, Final Eight	4	6
2012-13	UNC	25	11	.694	12	6	3rd	2-1, Finals	1-1, 2nd Round	—	—
2013-14	UNC	24	10	.706	13	5	T-3rd	0-1, Quarterfinals	1-1, 2nd Round	19	21
2014-15	UNC	26	12	.684	11	7	5th	3-1, Finals	2-1, Sweet 16	15	12
2015-16	UNC	33	7	.825	14	4	1st	3-0, Champions	5-1, Final Four, 2nd	3	2
2016-17	UNC	33	7	.825	14	4	1st	1-1, Semifinals	6-0, Champions	5	1
2017-18	UNC	26	11	.703	11	7	T-3rd	3-1, Finals	1-1, 2nd Round	10	14
2018-19	UNC	29	7	.806	16	2	T-1st	1-1, Semifinals	2-1, Sweet 16	3	9
2019-20	UNC	14	19	.424	6	14	T-13th	1-1, Second Round	—	—	—
2020-21	UNC	18	11	.621	10	6	T-5th	2-1, Semifinals	0-1, 1st Round	—	—
at UNC	18 years	485	163	.748	212	94	9 1sts	29-15, 3 titles	45-13, 3 titles	11 Top 10s	9 Top 10s
Career	33 years	903	264	.774	387	143	18 1sts	53-26, 7 titles	30 years, 79-27 (.745) 3 NCAA titles 9 Final Fours	20 Top 10s 15 Top 5s 2 No. 1s	19 Top 10s 12 Top 5s 3 No. 1s



The Asheville, N.C., native won his 900th game when the Tar Heels beat Florida State on February 27, 2021, reaching 900 wins in fewer games and fewer seasons than any other coach in history. His 903rd and final win came against Virginia Tech in the quarterfinals of the Atlantic Coast Conference Tournament on March 11, 2021. He finished his career with a 903-264 record. The 903 wins rank third in wins by a Division I coach behind only Mike Krzyzewski and Jim Boeheim and his winning percentage of .774 is sixth all-time, the highest in his 33 seasons among Power 5 conference coaches.

Williams grew up in the Biltmore neighborhood in Asheville. He attended Roberson High, where he played for Coach Buddy Baldwin. He played on Carolina's freshman

team in 1968-69, earned a bachelor's degree in education in 1972 and a master's degree in teaching in 1973. After five seasons as the head coach at Owen High School in Black Mountain, N.C., Williams joined Smith's UNC staff, where he served as an assistant coach from 1978-88.

Williams led UNC to NCAA championships as a head coach in 2005, 2009 and 2017 and was an assistant when the Tar Heels won the title in 1982. He is the only head coach to win three national championships at his alma mater and one of six – with John Wooden, Krzyzewski, Adolph Rupp, Bob Knight and Jim Calhoun – to win at least three titles.

In 2018, the University of North Carolina officially named the playing floor at the Dean E. Smith Center, home of the Tar Heels, Roy Williams Court.

Williams is second all-time in college basketball in 30-win seasons (12) and fourth in 20-win seasons (29), has the most wins over No. 1-ranked teams in the AP poll (8) and averaged more wins per season (27.4) than any

coach with 800 or more wins. His teams won 18 regular-season conference championships, tied for the fifth most all-time.

He won national coach-of-the-year honors nine times (1990, 1991, 1992, 1997, 2005, 2006, 2009, 2017, 2019) and was the conference coach of the year nine times (1990, 1992, 1995, 1996, 1997, 2002, 2003, 2006, 2011). His teams were ranked in 84.4 percent of the AP polls, including 61.5 percent of the polls in the top 10 and 29 weeks at No. 1. In 13 seasons his teams earned a No. 1 ranking and in 18 seasons were ranked at least second in the nation.

Williams won 100, 200, 300, 400, 500, 600, 700, 800 and 900 games in fewer seasons than any coach in college basketball history.


Williams ranks with Smith and Krzyzewski as the most accomplished coaches in ACC history, ranking third in wins (485), third in ACC regular-season and Tournament wins (241), third in regular-season ACC titles (9), third in road wins (93), fourth in road winning percentage in league play (.621) and fifth in regular-season winning percentage (.693).

His teams defined success in NCAA Tournament play, where he is second in wins (79), games (106) and No. 1 seeds (13); third in appearances (30), winning percentage (.745), Final Four wins (9) and championship game appearances (6); and fourth in titles (3) and Final Fours (9). Over his last 20 years, Williams' teams won 54 NCAA Tournament games, more than any other coach in the nation. Carolina's 45 NCAA Tournament wins in the Williams era were more than any other school in those 18 seasons. Carolina was a No. 1 seed in 2016, 2017 and 2019 and a No. 2 in 2018, the best four-year stretch of seeding in school history.

Only Kentucky, UNC, Duke, UCLA and Kansas have more NCAA Tournament wins than Williams. His teams went 29-1 in the first round, 19-10 in the second, 13-6 in the Sweet 16, 9-4 in the Elite 8, 6-3 in the national semifinals and 3-3 in the championship game.

Carolina went 45-13 in the NCAA Tournament under Williams, a winning percentage of .776 that is the highest in ACC history. The 45 wins under Williams are more than 13 current or former ACC schools have won in their NCAA Tournament histories. He is the only coach to win an NCAA Tournament game in 20 consecutive seasons (1990-2009) and the only coach to win 29 straight first-round games.

In 2005, Carolina went 33-4 and won the NCAA title in Williams' second year as head coach, just two years removed from back-to-back seasons when



the Tar Heels failed to make the NCAA Tournament field.

The 2009 squad is considered one of the most dominant championship teams, becoming the first NCAA champion to win all six games by a dozen or more points. Carolina won by an average of 20.2 points, the highest margin in 13 years, trailed in the second half just once and led Michigan State by a record 21 points at halftime in the national championship game.

Williams led the Tar Heels to back-to-back national championship games in 2016 and 2017. UNC lost the title to Villanova on a last-second three-pointer in '16, but beat top-seed Gonzaga, 71-65, to win the 2017 title. It marked the fourth time in NCAA history a school won the championship a year after losing in the finals.

Under Williams, Carolina earned 10 No. 1 or No. 2 seeds, won three ACC Tournament championships and averaged 26.9 wins and 11.8 regular-season ACC wins per season. Carolina had 11 top-10 finishes in the Associated Press poll, and produced 21 All-Americans, 17 first-team All-ACC selections, 23 first-round NBA Draft picks, six ACC scholar-athletes of the year and seven Academic All-Americans. Five times multiple Tar Heels were selected in the first round of the NBA Draft, including four players in 2005 and 2012 and three in 2009 and 2019.

Williams set UNC records for most wins in one year (36 in 2007-08), two years (70 in 2008-09), three years (101 from 2007-09), four years (124 from 2006-09), five years (157 from 2005-09), six years (177 from 2005-10), seven years (206 from 2005-12), eight years (228, 2011-18 and 2012-19), nine years (263 from 2005-13), 10 years (292 from 2008-17) and 15 years (434 from 2004-19).

His teams dominated at home, posting a record of 444-57 (.886). He led the Jayhawks to a 201-17 record (.922) in Allen Fieldhouse, at one point winning 62 consecutive games. The Tar Heels went 243-41 at home under Williams (including 241-40 at the Smith Center) and set the UNC record for consecutive home wins with 31.

In 10 seasons at Kansas, the Jayhawks averaged 27.9 wins, including 35 in 1997-98. He also won 30 in 1989-90, 34 in 1996-97, 33 in 2001-02 and 30 in 2002-03. The Jayhawks reached the Sweet 16 nine times and the Final Eight on five occasions. In seven years of Big 12 Conference play, his teams went 94-18, capturing the regular-season title in 1997, 1998, 2002 and 2003 and the postseason tournament crown in 1997, 1998 and 1999. In 2001-02, KU became the first Big 12 team to go 16-0 in league play. From 1995-98, Kansas was a combined 123-17 – an average of 30.8 wins per season.

Williams' players won numerous awards:

- four National Players of the Year – Drew Gooden (2002), Nick Collison (2003), Sean May (2005) and Tyler Hansbrough (2008);
- 17 first-team All-Americans, including 10 consensus first-team All-America honors – KU's Raef LaFrentz (1997 and 1998), Paul Pierce (1998), Gooden (2002) and Collison (2003); UNC's Hansbrough (2007, 2008, 2009), Brice Johnson (2016) and Justin Jackson (2017);
- nine conference player or athletes of the year, including five Tar Heels – May (2005), Hansbrough (2008), Ty Lawson (2009), Tyler Zeller (2012) and Jackson (2017);
- three Bob Cousy Award winners – Raymond Felton (2005), Lawson (2009) and Kendall Marshall (2012);
- 34 first-team all-conference players;
- seven first-team Academic All-Americans, including Marcus Paige, who became UNC's first three-time Academic All-America;

IN THE UNC RECORD BOOK

NCAA CHAMPIONSHIPS		
3	Roy Williams	2005, 2009, 2017
2	Dean Smith	1982, 1993
1	Frank McGuire	1957
NCAA FINAL FOURS		
11	Dean Smith	1967, 1968, 1969, 1972, 1977, 1981, 1982, 1991, 1993, 1995, 1997
5	Roy Williams	2005, 2008, 2009, 2016, 2017
2	Bill Guthridge	1998, 2000
1	Hubert Davis	2022
1	Frank McGuire	1957
1	Ben Carnevale	1946
MOST WINS		
879	Dean Smith	1961-97
485	Roy Williams	2003-21
164	Frank McGuire	1952-61
100	Tom Scott	1947-52
85	Bill Lange	1940-44
MOST ACC REGULAR-SEASON WINS		
364	Dean Smith	1961-97
212	Roy Williams	2003-21
89	Frank McGuire	1953-61
32	Bill Guthridge	1997-2000
26	Hubert Davis	2021-

- 33 NBA first-round draft picks – 22 at Carolina and 11 at Kansas;
- 46 academic all-conference selections;
- and he is the only coach with two Academic All-Americans of the Year (Jacque Vaughn at Kansas, Tyler Zeller at UNC).

His players have earned nearly \$1.3 billion in NBA salary. Paul Pierce was the 2008 NBA Finals MVP after leading the Boston Celtics to the title; Danny Green set the NBA Finals record with 27 three-pointers in 2013 and has won three NBA titles; Harrison Barnes won a title with Golden State in 2015 and was a starter with the Warriors when they set the NBA single-season record with 73 wins in 2016.

Tyler Hansbrough became the most decorated player in Carolina Basketball history and set the all-time ACC scoring mark with 2,872 points. He is the only player in ACC history to earn first-team All-America and first-team All-ACC honors in each of his four seasons. He also became Carolina's all-time leading rebounder, set the NCAA record for free throws made, won an NCAA title and National Player of the Year honors and earned his degree.

Carolina ranked in the top four nationally in scoring seven times and his teams averaged 80 points or more 23 times. Overall, his teams finished in the top 10 nationally in scoring 13 times, in scoring margin 18 times, in field goal percentage 12 times, in win-loss percentage 13 times and in field goal defense four times. Also, his teams finished in the top seven nationally in assists in 14 of the last 20 years and in the top 10 nationally in rebounding margin in 18 of the last 25 years. The Tar Heels led the nation in rebounds and rebound margin in three of his last five seasons.

In 43 seasons on the bench as a college head and assistant coach, Williams was part of 1,178 wins in 1,503 games, a win percentage of .784.



Naismith Hall of Famers: Roy Williams, Dean Smith, Billy Cunningham, James Worthy and Bob McAdoo.

MISCELLANEOUS RANKINGS

MOST WINS AS DIVISION I HEAD COACH

1202	Mike Krzyzewski	Army, Duke
1015	Jim Boeheim	Syracuse
903	Roy Williams	Kansas, North Carolina
902	Bob Knight	Army, Indiana, Texas Tech
879	Dean Smith	North Carolina

MOST WINS PER SEASON, COACHES WITH 900 WINS AS DIVISION 1 HEAD COACH

27.4	Roy Williams	Kansas, North Carolina
25.6	Mike Krzyzewski	Army, Duke
21.6	Jim Boeheim	Syracuse
21.5	Bob Knight	Army, Indiana, Texas Tech

FASTEST TO 900 DIVISION I WINS (GAMES)

Roy Williams	1,061 games
Mike Krzyzewski	1,183 games
Jim Boeheim	1,251 games
Bob Knight	1,269 games

MOST WINS AFTER 33 SEASONS AS A DIVISION I HEAD COACH

903	Roy Williams	Kansas, North Carolina
803	Mike Krzyzewski	Army, Duke
802	Dean Smith	North Carolina
761	Lute Olson	Long Beach State, Iowa, Arizona
757	Jim Boeheim	Syracuse

HIGHEST WINNING PERCENTAGE, ALL-TIME

(min. 10 seasons as a Division I head coach)

.836	Mark Few	Gonzaga	688-135 (24 yrs)
.824	Clair Bee	Rider, LIU Brooklyn	412-88 (21 yrs)
.822	Adolph Rupp	Kentucky	876-190 (41 yrs)
.804	John Wooden	Indiana State, UCLA	664-162 (29 yrs)
.797	John Kresse	College of Charleston	560-143 (23 yrs)
.774	Roy Williams	Kansas, North Carolina	903-264 (33 yrs)

MOST 30-WIN SEASONS

16	Mike Krzyzewski	Army, Duke
12	Roy Williams	Kansas, North Carolina
11	Bill Self	Tulsa, Illinois, Kansas
10	John Calipari	Massachusetts, Memphis, Kentucky
8	Jim Calhoun	Connecticut
8	Mark Few	Gonzaga

MOST 20-WIN SEASONS

37	Mike Krzyzewski	Army, Duke
34	Jim Boeheim	Syracuse
30	Dean Smith	North Carolina
29	Roy Williams	Kansas, North Carolina
29	Bob Knight	Army, Indiana, Texas Tech

MOST WINS OVER NO. 1 RANKED TEAM (AP POLL)

Wins	Coach
8	Roy Williams (5 North Carolina, 3 Kansas)
7	Mike Krzyzewski (Duke)
7	Gary Williams (6 Maryland, 1 Ohio State)
6	Dean Smith (North Carolina)
6	Digger Phelps (Notre Dame)
6	John Calipari (3 Massachusetts, 3 Kentucky)
5	Jim Boeheim (Syracuse)
5	Mike Montgomery (4 Stanford, 1 California)
5	Rick Pitino (3 Louisville, 2 Kentucky)

MOST REGULAR-SEASON CONFERENCE CHAMPIONSHIPS

Wins	Coach
28	Adolph Rupp Kentucky
25	Phog Allen Kansas
21	Bill Self Tulsa, Kansas
20	Mark Few Gonzaga
18	Roy Williams Kansas, North Carolina
18	John Calipari Massachusetts, Memphis, Kentucky
17	Dean Smith North Carolina
17	Jerry Tarkanian Long Beach, UNLV, Fresno State

ACC RANKINGS

MOST WINS AS ACC HEAD COACH, ALL GAMES

1129	Mike Krzyzewski	Duke
879	Dean Smith	North Carolina
485	Roy Williams	North Carolina
461	Gary Williams	Maryland
404	Leonard Hamilton	Florida State

MOST ACC REGULAR-SEASON & TOURNAMENT WINS

535	Mike Krzyzewski	Duke (450 and 67)
422	Dean Smith	North Carolina (364 and 58)
241	Roy Williams	North Carolina (212 and 29)
210	Gary Williams	Maryland (192 and 18)
196	Leonard Hamilton	Florida State (165 and 14)

ACC REGULAR-SEASON CHAMPIONSHIPS

17	Dean Smith	North Carolina
13	Mike Krzyzewski	Duke
9	Roy Williams	North Carolina
6	Tony Bennett	Virginia
6	Frank McGuire	North Carolina, South Carolina

ACC REGULAR-SEASON WINNING PERCENTAGE (Min. 100 wins)

.768	Vic Bubas	Duke (106-32)
.728	Dean Smith	North Carolina (364-136)
.707	Mike Krzyzewski	Duke (466-193)
.701	Tony Bennett	Virginia (176-75)
.693	Roy Williams	North Carolina (212-94)
.693	Frank McGuire	UNC, South Carolina (142-63)

ACC ROAD WINNING PERCENTAGE

.667	Vic Bubas	Duke (46-23)
.618	Frank McGuire	UNC, South Carolina (55-34)
.609	Mike Krzyzewski	Duke (201-129)
.604	Roy Williams	North Carolina (93-61)
.600	Tony Bennett	Virginia (75-50)

MOST ACC ROAD WINS

201	Mike Krzyzewski	Duke
133	Dean Smith	North Carolina
93	Roy Williams	North Carolina
75	Tony Bennett	Virginia
75	Gary Williams	Maryland



CAROLINA'S TOP PERFORMANCES UNDER Smith-Guthridge-Doherty-Williams-Davis



POINTS

Dean Smith: 129 vs. VMI, Dec. 17, 1994; vs. Manhattan, Dec. 27, 1985 in Miami
Bill Guthridge: 109 vs. UCLA, Nov. 27, 1997
Matt Doherty: 104 vs. NC A&T, Dec. 27, 2001
Roy Williams: 116 at Elon, Nov. 9, 2018; vs. UNC Asheville, Nov. 30, 2008
Hubert Davis: 101 vs. Alabama, Nov. 27, 2022 in Portland, Ore. (4 OT)

SCORING MARGIN

Dean Smith: +84 vs. Manhattan (129-45), Dec. 27, 1985 in Miami
Bill Guthridge: +51 at Bethune-Cookman (97-46), Dec. 29, 1997
Matt Doherty: +38 vs. NC A&T (104-66), Dec. 27, 2001
Roy Williams: +68 vs. UNC Asheville (116-48), Nov. 30, 2008
Hubert Davis: +33 vs. The Citadel (100-67), Dec. 13, 2022

FIELD GOALS

Dean Smith: 57 vs. Manhattan, Dec. 27, 1985 in Miami
Bill Guthridge: 42 vs. UCLA, Nov. 27, 1997
Matt Doherty: 40 vs. Buffalo, Dec. 17, 2000
Roy Williams: 48 vs. Chaminade, Nov. 24, 2008 in Maui
Hubert Davis: 38 vs. Alabama, Nov. 27, 2022 in Portland, Ore. (4 OT)

FIELD GOAL PERCENTAGE

Dean Smith: ^.790 vs. Loyola Marymount, March 19, 1988 (49x62) in Salt Lake City
Bill Guthridge: .711 vs. NC State, Jan. 8, 2000 (27x38)
Matt Doherty: .583 vs. Maryland, Feb. 10, 2001 (35x60)
Roy Williams: .709 vs. Old Dominion, Nov. 23, 2007 (39x55)
Hubert Davis: .603 vs. Charleston, Nov. 11, 2022 (35x58)

THREE-POINTERS

Dean Smith: 17 vs. Florida State, Jan. 25, 1995
Bill Guthridge: 11 vs. Michigan State, Dec. 1, 1999
Matt Doherty: 16 vs. NC A&T, Dec. 27, 2001
Roy Williams: 16 four times
Hubert Davis: 15 three times

THREE-POINT PERCENTAGE (min. 10 made)

Dean Smith: .800 at Duke, March 5, 1983 (12x15)
Bill Guthridge: .556 at Georgia Tech, Feb. 8, 1998 (10x18) (20T)
Matt Doherty: .688 at Appalachian State, Nov. 17, 2000 (11x16)
Roy Williams: .733 vs. Wake Forest, Feb. 22, 2014 (11x15)
Hubert Davis: .588 at Georgia Tech, Dec. 5, 2001 (10x17)

FREE THROWS

Dean Smith: 37 at Nevada, Dec. 30, 1987; vs. Syracuse, Jan. 8, 1983; at NC State, Feb. 24, 1976
Bill Guthridge: 41 vs. Clemson, Jan. 28, 1998
Matt Doherty: 32 vs. Tulsa, Nov. 11, 2000
Roy Williams: *37 vs. Clemson, March 11, 2005 in Washington D.C.
Hubert Davis: 36 vs. NC State, Jan. 21, 2023

FREE THROW PERCENTAGE (min. 10 attempts)

Dean Smith: 1.000 at LSU, Feb. 10, 1985 (13x13)
Bill Guthridge: 1.000 at Georgia Tech, Jan. 29, 2000 (12x12); vs. Wake Forest, Feb. 24, 1998 (12x12)
Matt Doherty: .950 vs. Maryland, Feb. 10, 2001 (19x20)
Roy Williams: 1.000 vs. Duke, March 7, 2015 (13x13)
Hubert Davis: .923 vs. NC State, Jan. 21, 2023 (36x39)

OFFENSIVE REBOUNDS

Dean Smith: 32 at Pittsburgh, Dec. 20, 1993
Bill Guthridge: ^26 vs. Missouri, March 17, 2000 in Birmingham, Ala.
Matt Doherty: 24 vs. Davidson, Nov. 20, 2001
Roy Williams: 31 vs. Nicholls, Dec. 19, 2011
Hubert Davis: ^24 vs. Kansas, April 4, 2022 in New Orleans

REBOUNDS

Dean Smith: 74 vs. Clemson, Feb. 16, 1968
Bill Guthridge: 61 vs. Virginia, Jan. 21, 1999
Matt Doherty: 54 vs. Miami, Dec. 4, 2000
Roy Williams: 72 vs. Nicholls, Dec. 19, 2011
Hubert Davis: ^55 vs. Kansas in New Orleans, April 4, 2022 in New Orleans^

REBOUND MARGIN

Dean Smith: +36 at VMI (68-32), Dec. 15, 1996
Bill Guthridge: +36 vs. Buffalo (60-24), Dec. 8, 1998
Matt Doherty: +24 vs. Marquette (50-26), Jan. 13, 2001
Roy Williams: +38 vs. Gardner-Webb (58-20), Nov. 19, 2006
Hubert Davis: +24 vs. Elon (48-24), Dec. 11, 2021

ASSISTS

Dean Smith: 41 vs. Manhattan, Dec. 27, 1985 in Miami; vs. Rice, Dec. 2, 1971
Bill Guthridge: 32 vs. Florida State, Jan. 24, 1998; vs. Appalachian State, Jan. 17, 1998
Matt Doherty: 31 vs. NC A&T, Feb. 18, 2003; vs. NC A&T, Dec. 27, 2001
Roy Williams: 32 vs. Miami, Jan. 25, 2020; vs. Tennessee State, Nov. 22, 2011
Hubert Davis: ^29 vs. Marquette, March 17, 2022 in Fort Worth

TURNOVERS

Dean Smith: 31 at Tulane, Feb. 14, 1976 (4 OT); at Yale, Dec. 21, 1974; vs. Maryland, Jan. 30, 1971; at Utah, Dec. 22, 1970
Bill Guthridge: 25 at Maryland, Feb. 13, 1999
Matt Doherty: 29 vs. Miami, Dec. 4, 2000
Roy Williams: 26 at Clemson, Jan. 13, 2010; vs. FIU, Nov. 9, 2009; vs. Tennessee, Nov. 24, 2006 in New York City
Hubert Davis: ^21 vs. Baylor, March 19, 2022 in Fort Worth (OT)

BLOCKS

Dean Smith: 18 vs. Stanford, Dec. 20, 1985
Bill Guthridge: 11 vs. Howard, Jan. 2, 2000
Matt Doherty: 11 vs. Kansas, Nov. 27, 2002 in New York City; vs. Miami, Dec. 4, 2000; vs. Tulsa, Nov. 11, 2000
Roy Williams: 15 vs. Northern Kentucky, Dec. 27, 2013; at Duke, March 8, 2008
Hubert Davis: 10 vs. Alabama, Nov. 27, 2022 in Portland, Ore. (4 OT)

STEALS

Dean Smith: 23 at Tulane, Feb. 14, 1976 (4 OT)
Bill Guthridge: 15 vs. Florida State, Jan. 24, 1998
Matt Doherty: 14 vs. Kansas, Nov. 27, 2002 in New York City; vs. UMass, Dec. 29, 2000 in Charlotte; vs. Texas A&M, Dec. 9, 2000
Roy Williams: 20 vs. UNC Asheville, Dec. 28, 2005
Hubert Davis: 12 vs. Elon, Dec. 11, 2021; vs. Alabama, Nov. 27, 2022 in Portland, Ore. (4 OT)



CAROLINA'S TOP INDIVIDUAL PERFORMANCES UNDER Smith-Guthridge-Doherty-Williams-Davis



POINTS

Dean Smith: 49 by Bobby Lewis vs. Florida State, Dec. 16, 1965
Bill Guthridge: 42 by Shammond Williams at Georgia Tech, Feb. 8, 1998 (2 OT)
Matt Doherty: 38 by Joseph Forte vs. Tulsa, Nov. 11, 2000
Roy Williams: 40 by Harrison Barnes vs. Clemson, March 12, 2011* in Greensboro; by Tyler Hansbrough vs. Georgia Tech, Jan. 15, 2006
Hubert Davis: ^30 by Caleb Love vs. UCLA, March 25, 2022 in Philadelphia; ^ by R.J. Davis vs. Baylor, March 19, 2022 in Fort Worth

FIELD GOALS

Dean Smith: 21 by Billy Cunningham vs. Tulane, Dec. 10, 1964
Bill Guthridge: 16 by Antawn Jamison vs. Maryland, Feb. 14, 1998
Matt Doherty: 15 by Joseph Forte vs. Florida State, Feb. 22, 2001
Roy Williams: 15 by Luke Maye at NC State, Feb. 10, 2018
Hubert Davis: 13 by Caleb Love vs. Alabama, Nov. 27, 2022 in Portland, Ore. (4 OT)

FIELD GOAL PERCENTAGE (min. 10 attempts)

Dean Smith: 1.000 by Brad Daugherty vs. UCLA, Nov. 24, 1985 (13x13)
Bill Guthridge: .900 by Brendan Haywood vs. Wake Forest, Feb. 12, 2000 (9x10)
Matt Doherty: .786 by Rashad McCants vs. Penn State, Nov. 18, 2002 (11x14)
Roy Williams: .917 by Brice Johnson vs. UCLA, Dec. 19, 2015 in Brooklyn (11x12); by Kennedy Meeks at Florida State, Feb. 17, 2014 (11x12)
Hubert Davis: .909 by Armando Bacot vs. Duke, March 5, 2022 (10 of 11); by Armando Bacot vs. Brown, Nov. 12, 2021 (10x11)

THREE-POINTERS

Dean Smith: 8 by Jeff McInnis at Clemson, Feb. 14, 1996; by Dante Calabria vs. Florida State, Jan. 25, 1995; by Hubert Davis at Florida State, Feb. 27, 1992
Bill Guthridge: 8 by Shammond Williams at Georgia Tech, Feb. 8, 1998 (2 OT)
Matt Doherty: 8 by Raymond Felton at NC State, Jan. 26, 2003
Roy Williams: 8 by Rashad McCants vs. Clemson, March 2, 2004
Hubert Davis: 6 seven times (four times by Caleb Love, twice by Brady Manek, once by RJ Davis)

THREE-POINT PERCENTAGE (min. 5 made)

Dean Smith: ^1.000 by Hubert Davis vs. Eastern Michigan, March 22, 1991 in East Rutherford, N.J. (5x5); by Hubert Davis at Alabama, Nov. 30, 1989 (5x5)
Bill Guthridge: .750 by Joseph Forte vs. Wake Forest, Feb. 12, 2000 (6x8)
Matt Doherty: *1.000 by Jason Capel vs. Clemson, March 9, 2001 in Atlanta (6x6)
Roy Williams: 1.000 by Joel Berry II vs. Duke, March 4, 2017 (5x5); by Marcus Paige at NC State, Jan. 14, 2015 (5x5)
Hubert Davis: .750 by Caleb Love vs. Florida State, Feb. 12, 2022 (6x8)

FREE THROWS

Dean Smith: 19 by Dennis Wuycik vs. Creighton, Dec. 12, 1970 in Charlotte; by Larry Miller vs. Oregon State, Dec. 30, 1967 in Portland, Ore.
Bill Guthridge: 13 by Antawn Jamison at Georgia, Dec. 27, 1997
Matt Doherty: 12 by Jason Capel at Duke, March 3, 2002; by Joseph Forte vs. Tulsa, Nov. 11, 2000
Roy Williams: 20 by Tyler Zeller vs. Maryland, Feb. 29, 2012
Hubert Davis: 14 by RJ Davis vs. NC State, Jan. 21, 2023

FREE THROW PERCENTAGE (min. 10 attempts)

Dean Smith: 1.000 by Phil Ford vs. NC State, Feb. 24, 1976 (16x16)
Bill Guthridge: 1.000 by Shammond Williams at Georgia Tech, Feb. 8, 1998 in Atlanta (12x12) (2OT)
Matt Doherty: 1.000 by Jason Capel at Duke, March 3, 2002 (12x12)
Roy Williams: 1.000 by Cole Anthony vs. Boston College, Feb. 1, 2020 (14x14); by Tyler Hansbrough vs. NC State, Jan. 7, 2006 (14x14)
Hubert Davis: 1.000 by RJ Davis vs. NC State, Jan. 21, 2023 (14x14)

OFFENSIVE REBOUNDS

Dean Smith: 11 by Serge Zwikker vs. Southern California, Dec. 6, 1996 in Charlotte; by Antawn Jamison vs. Pittsburgh, Nov. 29, 1996
Bill Guthridge: ^9 by Brendan Haywood vs. Missouri, March 17, 2000 in Birmingham, Ala.
Matt Doherty: 7 by Brendan Haywood vs. Kentucky, Dec. 2, 2000
Roy Williams: 12 by Brice Johnson at Duke, March 5, 2016; by Sean May vs. Duke, March 6, 2005
Hubert Davis: 9 by Armando Bacot vs. Syracuse, Feb. 28, 2022 (OT); by Bacot vs. Virginia, Jan. 8, 2022

REBOUNDS

Dean Smith: 30 by Rusty Clark vs. Maryland, Feb. 21, 1968
Bill Guthridge: *18 by Antawn Jamison vs. Duke, March 8, 1998 in Greensboro
Matt Doherty: 16 by Jason Capel vs. Texas A&M, Dec. 30, 2001; by Capel vs. St. Joseph's, Dec. 22, 2001 in Charlotte; by Joseph Forte at Duke, Feb. 1, 2001
Roy Williams: 24 by Sean May vs. Duke, March 6, 2005
Hubert Davis: 23 by Armando Bacot vs. James Madison, Nov. 20, 2022

ASSISTS

Dean Smith: 17 by Jeff Lebo vs. Chattanooga, Nov. 18, 1988
Bill Guthridge: 17 by Ed Cota vs. UNLV, Dec. 4, 1999 in Charlotte
Matt Doherty: ~ 14 by Raymond Felton vs. Wyoming, March 24, 2003
Roy Williams: 18 by Raymond Felton vs. George Mason, Dec. 7, 2004
Hubert Davis: ^12 by R.J. Davis vs. Marquette, March 17, 2022 in Fort Worth

TURNOVERS

Dean Smith: 10 by Phil Ford at Duke, Jan. 14, 1978; by Phil Ford at Detroit Mercy, Feb. 4, 1976
Bill Guthridge: 8 by Ed Cota vs. Wake Forest, Feb. 23, 1999 (OT); by Cota vs. Duke, Feb. 5, 1998
Matt Doherty: *8 by Raymond Felton vs. Maryland, March 14, 2003 in Greensboro; by Felton at Illinois Dec. 3, 2002; by Felton vs. NC State, Feb. 25, 2003 (OT); by Adam Boone at Duke, March 3, 2002; by Ronald Curry at UCLA, Dec. 23, 2000
Roy Williams: 8 by Marcus Paige at Maryland, March 6, 2013; by Larry Drew II at Georgia Tech Feb. 16, 2010; by Tyler Hansbrough at Maryland Feb. 2, 2006; by Sean May vs. Virginia Feb. 16, 2005; by Raymond Felton at Duke Feb. 9, 2005; by Felton vs. Georgia Tech Jan. 12, 2005
Hubert Davis: 7 by Caleb Love at Louisville, Feb. 21, 2022 (OT)

BLOCKS

Dean Smith: 9 by Warren Martin vs. Stanford, Dec. 20, 1985
Bill Guthridge: 7 by Brendan Haywood vs. College of Charleston, Dec. 3, 1999 in Charlotte
Matt Doherty: 10 by Brendan Haywood vs. Miami, Dec. 4, 2000
Roy Williams: 9 by John Henson vs. Michigan State, Nov. 11, 2011 on USS Carl Vinson in San Diego, Calif.
Hubert Davis: 6 by Armando Bacot vs. NC State, Jan. 29, 2022; by Bacot at College of Charleston, Nov. 16, 2021

STEALS

Dean Smith: 9 by Derrick Phelps vs. Georgia Tech, Feb. 2, 1992
Bill Guthridge: 6 by Joseph Forte vs. Georgia Tech, March 1, 2000 (OT)
Matt Doherty: 5 by Joseph Forte vs. Wake Forest, Feb. 06, 2001; by Ronald Curry at UCLA, Dec. 23, 2000; by Raymond Felton at Florida State, Dec. 22, 2002; by Jackie Manuel vs. Vermont, Dec. 19, 2002; by Melvin Scott vs. Kansas, Nov. 27, 2002 in New York City
Roy Williams: ^8 by Ty Lawson vs. Michigan State, April 6, 2009 in Detroit; by Tyler Hansbrough vs. UNC Asheville, Dec. 28, 2005
Hubert Davis: 5 by Caleb Love at Louisville, Jan. 14, 2023



CAROLINA'S RECORD WHEN... Year-by-Year Since 2003-04



	2003-04	2004-05	2005-06	2006-07	2007-08	2008-09	2009-10	2010-11	2011-12	2012-13
Home	12-2	15-0	13-4	16-1	14-2	14-1	14-5	15-0	17-1	14-2
Away	4-7	8-2	8-2	6-4	13-0	8-2	4-8	7-3	8-2	6-6
Neutral	3-2	10-2	2-2	9-2	9-1	12-1	2-4	7-5	7-3	5-3
Overtime	0-3	0-0	0-0	0-2	3-0	0-1	1-1	1-0	1-0	1-0
Leads at Half	15-5	26-0	14-4	27-3	30-0	32-2	17-3	21-2	26-3	23-4
Trails at Half	4-5	5-4	8-3	4-4	5-3	2-1	1-14	7-6	6-2	1-7
Tied at Half	0-1	2-0	1-1	0-0	1-0	0-1	2-0	1-0	0-1	1-0
UNC shoots 50% or better FG	8-0	20-0	15-0	22-0	19-0	19-0	9-0	7-0	10-0	6-0
UNC shoots 40-49.9% FG	9-8	12-2	8-5	6-5	16-1	13-0	10-5	17-5	17-4	16-4
UNC shoots under 40% FG	2-3	1-2	0-3	3-2	1-2	2-4	1-12	5-3	5-2	3-7
Opponents shoot 50% or better FG	1-4	1-1	4-2	3-6	4-1	1-0	0-4	2-2	0-1	1-3
Opponents shoot 40-49.9% FG	12-6	14-1	9-3	11-0	20-2	21-4	10-11	8-6	11-5	12-8
Opponents shoot under 40% FG	6-1	18-2	10-3	17-1	12-0	12-0	10-2	19-0	21-0	12-0
UNC has more rebounds	13-4	28-1	22-5	28-3	33-2	23-3	18-8	25-3	27-2	15-4
Opponents have more rebounds	6-5	5-3	1-3	1-4	2-1	10-1	1-9	3-4	4-4	9-7
UNC has more offensive rebounds	12-6	18-3	13-6	16-4	26-3	19-4	13-11	17-6	22-2	12-7
Opponents have more offensive rebs	6-2	13-1	8-2	12-3	9-0	14-0	7-5	9-1	7-4	10-4
UNC has more turnovers	4-3	12-3	10-6	8-1	10-1	5-2	11-12	8-6	9-3	6-4
Opponents have more turnovers	15-6	17-1	8-2	19-6	26-1	22-2	8-5	19-2	21-3	18-7
UNC scores 80 or more points	11-5	27-1	16-2	20-4	29-1	28-2	11-2	15-0	20-3	10-1
UNC scores less than 80 points	8-6	6-3	7-6	11-3	7-2	6-2	9-15	14-8	12-3	15-10
UNC scores 90 or more points	7-1	15-0	3-0	11-0	18-0	16-0	3-1	6-0	9-0	6-0
UNC scores 100 or more points	3-1	6-0	1-0	7-0	8-0	9-0	1-0	4-0	4-0	2-0
Opponents score 80 or more points	5-7	5-1	2-4	4-7	8-3	5-3	1-7	4-0	2-5	3-6
Opponents score less than 80 points	14-4	28-3	21-4	27-0	28-0	29-1	19-10	25-8	30-1	22-5
Opponents score 90 or more points	0-3	1-1	0-2	1-0	1-1	0-2		1-0	0-2	0-1
Opponents score 100 or more points	0-1	0-0	0-0	0-0	0-0	0-0	0-1	0-0	0-2	0-0
FINAL RECORD	19-11	33-4	23-8	31-7	36-3	34-4	20-17	29-8	32-6	25-11

	2013-14	2014-15	2015-16	2016-17	2017-18	2018-19	2019-20	2020-21	2021-22	2022-23
Home	15-3	10-5	15-1	16-0	12-3	14-2	7-8	10-1	15-2	12-3
Away	6-5	8-4	6-5	7-5	7-5	11-1	3-9	3-7	8-3	4-7
Neutral	3-2	8-3	12-1	10-2	7-3	4-4	4-2	5-3	6-5	4-3
Overtime	2-0	0-2	0-0	1-0	0-1	1-0	0-3	0-0	3-0	1-1
Leads at Half	18-0	22-5	26-5	30-2	23-2	23-0	12-5	11-1	21-1	16-3
Trails at Half	3-10	2-7	3-2	3-5	3-9	5-6	2-13	6-10	5-9	4-10
Tied at Half	3-0	2-0	4-0	0-0	0-0	1-1	0-1	1-0	3-0	0-0
UNC shoots 50% or better FG	7-1	12-1	22-1	13-2	12-2	10-0	3-2	6-0	10-0	5-0
UNC shoots 40-49.9% FG	16-5	14-7	7-5	14-1	11-4	18-3	9-8	7-6	15-6	12-6
UNC shoots under 40% FG	1-4	0-4	4-1	6-4	3-5	1-4	2-9	5-5	4-4	3-7
Opponents shoot 50% or better FG	1-2	0-5	2-1	3-3	1-2	2-5	0-2	1-3	1-6	1-2
Opponents shoot 40-49.9% FG	13-6	8-3	22-5	15-3	12-8	12-2	6-13	8-7	14-4	13-9
Opponents shoot under 40% FG	10-2	18-4	9-1	15-1	13-1	15-0	8-4	9-1	14-0	6-2
UNC has more rebounds	20-5	23-7	28-5	31-3	24-7	26-5	12-14	17-9	29-7	16-7
Opponents have more rebounds	3-5	2-4	5-2	1-3	2-4	1-2	2-4	1-2	0-3	4-5
UNC has more offensive rebounds	16-5	16-7	23-4	30-4	22-7	21-5	13-12	15-11	19-7	14-10
Opponents have more offensive rebs	7-5	7-5	7-2	2-2	4-2	6-2	2-4	1-0	8-3	5-2
UNC has more turnovers	7-3	12-5	8-6	11-3	11-7	10-3	9-11	8-9	17-8	6-8
Opponents have more turnovers	16-6	12-5	23-1	20-4	12-3	16-2	4-7	9-2	8-2	9-4
UNC scores 80 or more points	13-4	13-2	25-1	24-2	20-3	21-2	4-3	9-1	15-1	12-2
UNC scores less than 80 points	11-6	13-10	8-6	9-5	6-8	8-5	10-16	9-10	14-9	8-11
UNC scores 90 or more points	3-0	4-1	9-0	16-1	9-1	12-0	3-1	4-0	9-0	3-1
UNC scores 100 or more points	1-0	2-0	2-0	5-1	2-0	6-0	0-0	1-0	1-0	2-1
Opponents score 80 or more points	3-5	1-5	3-2	6-3	2-6	6-5	1-5	1-4	6-6	3-4
Opponents score less than 80 points	21-5	25-7	30-5	27-4	24-5	23-2	13-14	17-7	23-4	17-9
Opponents score 90 or more points	0-1	0-2	1-0	0-1	0-2	2-1	0-2	0-1	0-3	0-2
Opponents score 100 or more points	0-0	0-0	0-0	0-1	0-0	0-0	0-0	0-0	0-0	0-1
FINAL RECORD	24-10	26-12	33-7	33-7	26-11	29-7	14-19	18-11	29-10	20-13

+ home UNC record included 2-1 at other venues designated at home courts: a 2009-10 win over William & Mary in Carmichael Arena, a 2016-17 win over Notre Dame in the Greensboro Coliseum and a 2019-20 loss to Wofford in Carmichael



CAROLINA'S RECORD WHEN... Smith-Guthridge-Doherty-Williams-Davis



DEAN SMITH (1961-97)

Home	329-45
Away	215-116
Neutral	335-93
Overtime	32-19
UNC shoots 50% or better FG	599-63
UNC shoots 40-49.9% FG	259-139
UNC shoots under 40% FG	21-52
UNC has more rebounds	625-98
Opponents have more rebounds	215-142
UNC has more turnovers	389-63*
Opponents have more turnovers	295-109*
UNC scores 80 or more points	551-70
UNC scores 90 or more points	304-16
UNC scores 100 or more points	132-0
UNC scores less than 80 points	328-184
UNC scores less than 70 points	105-93
OVERALL RECORD	879-254

* turnovers known for 916 of Coach Smith's 1,133 games

BILL GUTHRIDGE (1997-2000)

Home	31-8
Away	22-12
Neutral	27-8
Overtime	7-2
UNC shoots 50% or better FG	41-5
UNC shoots 40-49.9% FG	39-18
UNC shoots under 40% FG	0-5
UNC has more rebounds	62-18
Opponents have more rebounds	15-9
UNC has more turnovers	48-23
Opponents have more turnovers	23-3
UNC scores 80 or more points	37-4
UNC scores 90 or more points	15-0
UNC scores 100 or more points	4-0
UNC scores less than 80 points	43-24
UNC scores less than 70 points	17-11
OVERALL RECORD	80-28

MATT DOHERTY (2000-03)

Home	31-16
Away	12-21
Neutral	10-6
Overtime	0-2
UNC shoots 50% or better FG	28-3
UNC shoots 40-49.9% FG	18-22
UNC shoots under 40% FG	7-18
UNC has more rebounds	30-10
Opponents have more rebounds	20-31
UNC has more turnovers	24-29
Opponents have more turnovers	25-11
UNC scores 80 or more points	33-2
UNC scores 90 or more points	15-0
UNC scores 100 or more points	1-0
UNC scores less than 80 points	20-41
UNC scores less than 70 points	13-27
OVERALL RECORD	53-43

ROY WILLIAMS (2003-21)

Home	243-41
Away	123-77
Neutral	119-45
Overtime	11-13
UNC shoots 50% or better FG	220-9
UNC shoots 40-49.9% FG	220-78
UNC shoots under 40% FG	45-76
UNC has more rebounds	413-89
Opponents have more rebounds	59-67
UNC has more turnovers	159-88
Opponents have more turnovers	285-65
UNC scores 80 or more points	316-39
UNC scores 90 or more points	154-6
UNC scores 100 or more points	64-2
UNC scores less than 80 points	169-124
UNC scores less than 70 points	40-75
OVERALL RECORD	485-163



HUBERT DAVIS (2021-)

Home	27-5
Away	12-10
Neutral	10-8
Overtime	4-01
UNC shoots 50% or better FG	15-0
UNC shoots 40-49.9% FG	27-12
UNC shoots under 40% FG	7-11
UNC has more rebounds	45-14
Opponents have more rebounds	4-8
UNC has more turnovers	23-16
Opponents have more turnovers	17-6
UNC scores 80 or more points	27-3
UNC scores 90 or more points	12-1
UNC scores 100 or more points	3-1
UNC scores less than 80 points	22-20
UNC scores less than 70 points	6-14
OVERALL RECORD	49-23


CUMULATIVE RECORDS (1961-2023)

	Record	Pct.
Home	661-115	.852
Away	384-236	.619
Neutral	501-160	.758
Overtime	54-37	.593
UNC shoots 50% or better FG	903-80	.919
UNC shoots 40-49.9% FG	563-269	.677
UNC shoots under 40% FG	80-162	.331
UNC has more rebounds	1175-229	.837
Opponents have more rebounds	313-257	.549
UNC has more turnovers	643-219*	.746
Opponents have more turnovers	645-194*	.769
UNC scores 80 or more points	964-118	.891
UNC scores 90 or more points	500-23	.956
UNC scores 100 or more points	204-3	.986
UNC scores less than 80 points	582-393	.597
UNC scores less than 70 points	181-220	.451
OVERALL RECORD	1546-511	.752

* turnovers missing for 217 games early in Coach Smith's tenure



FRANK MCGUIRE: Head Coach 1952-61
BILL GUTHRIDGE: Head Coach 1997-2000



Frank McGuire came to Chapel Hill prior to the 1952-53 season after five seasons at St. John's. His 1952 team had reached the NCAA championship game before losing to Kansas.

His nine-year record was 164-58. Carolina finished first or tied for first place in the Atlantic Coast Conference standings five times in this period.

With his many contacts among New York high school coaches, he developed a pipeline of top talent for Carolina. This "underground railroad" brought players like Lennie Rosenbluth, Tommy Kearns, Pete Brennan, Joe Quigg and Bob Cunningham to Chapel Hill. They were the starters on McGuire's greatest

team — the 1957 squad that went 32-0 and swept the NCAA title.

McGuire also brought New York-area stars like York Larese, Doug Moe, Donnie Walsh, Larry Brown and Billy Cunningham to Carolina.

The highlight of McGuire's Tar Heel career was the 1957 season. Rosenbluth was one of the national scoring leaders, averaging 28.0 points a game. Of Carolina's 32 victories, 13 were by 10 points or less.

The 1957 Final Four in Kansas City is regarded as one of the most exciting ever played. Carolina topped Michigan State, 74-40, in a triple-overtime semifinal game. The next game the Tar Heels had to go three overtimes again before outlasting Kansas, featuring Wilt Chamberlain, 54-53.

McGuire hired Dean Smith to be his top assistant prior to the 1958-59 season. Smith replaced McGuire when he moved to the NBA in 1961.

As coach of the Philadelphia Warriors, he led his team to a 49-31 record. The Warriors—with Hall of Famers Paul Arizin, Tom Gola and Chamberlain—lost to the Boston Celtics in the Eastern Conference finals.

McGuire returned to the college ranks for the 1964-65 season at South Carolina. He compiled a 283-142 record in 16 seasons with the Gamecocks. That gave him a career record of 549-236 in 30 years. He led South Carolina to its only ACC regular-season title in 1970 and only ACC Tournament championship in 1971.

McGuire, a member of the Naismith Hall of Fame, was the first coach in history to win 100 games at three schools and also to take two schools to the NCAA championship game. He remains the only man in history to win ACC titles at two schools.

He was named national coach of the year three times—in 1952 at St. John's, 1957 at Carolina and 1970 at South Carolina.

Bill Guthridge led the Tar Heels to two Final Fours in three years as head coach and was consensus National Coach of the Year in 1998. He won more games than any college head coach in history after two seasons and tied Everett Case for most coaching victories after three years. He played or coached in 14 Final Fours, more than any person in NCAA history. That includes two as a head coach at Carolina, 10 as a Tar Heel assistant coach, and one each as a player and assistant coach at his alma mater, Kansas State.

Guthridge was Dean Smith's assistant for 30 years. He joined the UNC staff in 1967 after five years as assistant to Tex Winter at Kansas State. In his 33 seasons at Carolina, the Tar Heels won two NCAA championships (1982 and 1993), played in 12 Final Fours, won the ACC Tournament championship 13 times and played in the ACC Tournament championship game a total of 22 times. The Tar Heels finished first or tied for first in the ACC regular season 16 times, finished second or tied for second in the ACC regular season 11 times, and finished third or tied for third in the ACC regular season six times.

He was a part of 867 wins in 33 seasons at Carolina and 960 college coaching victories overall, including 93 wins on the staff at Kansas State. He was on the sidelines for a record 73 NCAA Tournament victories, including 71 at Carolina and two at Kansas State.

The Parsons, Kan., native posted an 80-28 record in three seasons as Carolina's head coach. Guthridge led the 1998 and 2000 UNC teams to the Final Four. He joined Ohio State's Fred Taylor as just the second man in history to lead teams to two Final Fours in his first three seasons as a head coach. He was named National Coach of the Year in 1997-98 by the National Association of Basketball Coaches, the Atlanta Tipoff Club (Naismith Award), CBS/Chevrolet, the Columbus (Ohio) Touchdown Club and The Sporting News. That year, UNC went 34-4 and Guthridge set the NCAA record for wins by a first-year head coach with 34. He directed UNC to the 1998 Atlantic Coast Conference Tournament championship and was named the ACC Coach of the Year.

He coached 1997-98 National Player of the Year Antawn Jamison and 1998-99 NBA Rookie of the Year Vince Carter, both of whom entered the NBA Draft after their junior seasons. In his tenure at UNC, he coached five National Players of the Year, six ACC Players of the Year, five ACC Rookies of the Year and 28 first-team All-ACC players. He also coached 66 players who were selected in the NBA and/or ABA Drafts.

Guthridge was an assistant coach along with Hall of Famer John Thompson under Dean Smith in 1976 when the United States won the Olympic gold medal in Montreal.

He was inducted into the North Carolina Sports Hall of Fame in 2013. In 2021, he was inducted posthumously in the STEP UP Assistant Coaches Hall of Fame.





ASSISTANT COACHES, STAFF



COACH/STAFF

Azar, John
 Bell, Mickey
 Brown, Larry
 Carnevale, Ben
 Cason, David
 Davis, Hubert
 Devin, Billy
 Duckett, Rick
 Fogler, Eddie
 Ford, Phil
Frederick, Brad

 Freeman, Buck
 Grimaldi, Vince
 Guthridge, Bill
 Haase, Jerod
 Hanners, Dave
 Harp, Dick
 Hite, Ray
 Holladay, Joe
Hoots, Eric
 Huband, Kim
Lebo, Jeff
 Lotz, John
 MacKinnon, Bob
 Manuel, Jackie
 Marshall, Kendall
May, Sean

 McGrath, C.B.
 Mullis, Pete
 O'Donnell, John
Paige, Marcus
 Quartlebaum, Fred
 Quigg, Joe
 Rainey, Richard
 Robinson, Steve
 Rosemond, Ken
 Shaffer, Charlie
 Shepard, G.E. "Bo"
 Skidmore, Walter
 Smith, Dean
Sullivan, Pat

 Truax, Terry
 Vanstory, Bill
 Walsh, Donnie
 Wiel, Randy
 Williams, Roy
 Wojcik, Doug
 Woodard, Bill

SEASONS AT CAROLINA

1984-85
 1975-76
 1965-67
 1943-44
 2000-03
 2012-21
 1927-28
 1979-80
 1971-86
 1988-00
2013-17 (staff)
2017- (asst. coach)
 1952-58
 1956-57
 1967-97
 2003-12
 1976-78, 1989-2000
 1986-89
 1974-75
 2003 to 2013
2004- (staff)
 1973-74
2021-
 1965-72
 2000-03
 2021-23 (staff)
 2018-21
2015-21 (staff)
2021- (assistant coach)
 2003 to 2017
 1939-52
 1975-76
2023- (staff)
 2000-03
 1958-59
 1984-85
 2003-21
 1957-58, 1959-64
 1964-67
 1930-31, 1936-38
 1934-35
 1958-61
1995-2000 (asst. coach)
2021- (staff)
 1970-71
 1928-30
 1962-65
 1985-93
 1978-88
 2000-03
 1980-81



2017 national championship coaches and basketball staff: Jonas Sahratian, Eric Hoots, Steve Robinson, Sean May, Roy Williams, Hubert Davis, C.B. McGrath, Brad Frederick and Doug Halverson.



The 2022 Tar Heels won the East Regional, beat Duke in the Final Four in New Orleans and played in the national championship game: Jackie Manuel, Pat Sullivan, Sean May, Jeff Lebo, head coach Hubert Davis, Brad Frederick, Brandon Robinson and Eric Hoots.

This list of Carolina's all-time assistant coaches and staff was compiled from available records.

includes full-time assistants, directors of operations, administrative assistants, graduate assistants, freshman and junior varsity coaches.



NCAA TOURNAMENT HISTORY



NCAA CHAMPIONSHIPS

UCLA (1964-65-67-68-69-70-71-72-73-75-95)	11
Kentucky (1948-49-51-58-78-96-98-2012)	8
North Carolina (1957-82-93-2005-09-17)	6
Connecticut (1999-2004-11-14-23)	5
Indiana (1940-53-76-81-87)	5
Duke (1991-92-2001-10-15)	5
Kansas (1952-88-2008-22)	4
Villanova (1985-2016-18)	3
Cincinnati (1961-62)	2
Florida (2006-07)	2
Louisville (1980-86)	2
Michigan State (1979-2000)	2
NC State (1974-83)	2
Oklahoma State (1945-46)	2
San Francisco (1955-56)	2

FINAL FOURS

North Carolina	21
UCLA	18
Kentucky	17
Duke	17
Kansas	16

APPEARANCES

Team	No.
Kentucky	60
North Carolina	52
Kansas	51
UCLA	50
Duke	45

TOURNAMENT GAMES

Team	No.
Kentucky	184
North Carolina	180
Kansas	165
Duke	159
UCLA	153

TOURNAMENT WINS

Team	No.
North Carolina	131
Kentucky	130
Duke	119
Kansas	116
UCLA	110

TOURNAMENT WIN PERCENTAGE

Team	No.
Duke (119-40)	.748
North Carolina (131-49)	.728
UCLA (110-43)	.719
Kentucky (130-54)	.707
Kansas (116-49)	.703

CAROLINA VS. OPPONENTS IN NCAA TOURNAMENT

Opponent	Record	Last Time	Opponent	Record	Last Time
Air Force	1-0	2004	Michigan State	5-0	2009
Alabama-Birmingham	1-0	1986	Middle Tennessee St	1-0	1985
Alabama	2-1	1992	Missouri	1-0	2000
Arizona	0-2	1997	Mount St. Mary's	1-0	2008
Arkansas	4-2	2017	Murray State	2-0	2006
Auburn	1-1	2019	Navy	1-1	1998
Baylor	1-0	2022	New Mexico State	1-0	1975
Boston College	2-1	1994	New Orleans	1-0	1996
Butler	1-0	2017	New York	1-0	1946
California	1-0	1997	North Texas	1-0	1988
Canisius	1-0	1957	Northeastern	1-0	1991
Charlotte	1-0	1998	Notre Dame	4-0	2016
Cincinnati	1-0	1993	Oakland	1-0	2005
Colorado	1-0	1997	Ohio	1-0	2012
Connecticut	1-0	1998	Ohio State	3-1	1992
Creighton	1-0	2012	Oklahoma	2-0	2009
Dartmouth	0-1	1941	Oklahoma A&M	0-1	1946
Davidson	2-0	1969	Oregon	1-0	2017
Dayton	0-1	1967	Pennsylvania	2-1	1987
Drake	0-1	1969	Penn State	0-1	2001
Duke	1-0	2022	Pittsburgh	1-1	1981
Dusquene	1-0	1969	Princeton	2-0	2001
East Carolina	1-0	1993	Providence	2-0	2016
Eastern Kentucky	1-0	2007	Purdue	1-1	1977
Eastern Michigan	1-0	1991	Radford	1-0	2009
Fairfield	1-0	1997	Rhode Island	1-0	1993
Florida	0-1	2000	Saint Peter's	1-0	2022
Florida Gulf Coast	1-0	2016	San Francisco	0-1	1978
Florida State	0-1	1972	South Carolina	1-0	1972
George Mason	0-1	2006	Southern	1-0	1989
Georgetown	2-1	2007	St. Bonaventure	1-0	1968
Georgia	0-1	1983	SW Missouri St.	1-0	1990
Gonzaga	2-0	2017	Stanford	1-0	2000
Harvard	1-0	2015	Syracuse	2-2	2016
Houston	1-1	1992	Temple	2-0	1991
Illinois	1-0	2005	Tennessee	1-0	2000
Indiana	1-2	2016	Texas	0-1	2004
Iona	1-0	2019	Texas A&M	0-2	2018
Iowa State	2-1	2014	Texas Southern	1-0	2017
James Madison	2-0	1983	Texas Tech	0-1	1996
Kansas	2-5	2022	Tulsa	1-0	2000
Kansas State	1-0	1981	UCLA	1-2	2022
Kentucky	3-1	2017	UNLV	1-0	1977
Liberty	1-0	1994	USC	1-0	2007
Lipscomb	1-0	2018	Utah	2-1	1998
Long Island	1-0	2011	Vermont	1-0	2012
LSU	1-0	2009	Villanova	5-2	2016
Louisville	3-1	2008	Virginia	1-0	1981
Loyola Marymount	1-0	1988	Washington	2-0	2019
Marquette	2-1	2022	Washington State	1-0	2008
Miami (Ohio)	1-0	1992	Weber State	0-1	1999
Michigan	3-1	1993	Wisconsin	1-2	2021
			Yale	1-0	1957
			Total	131-49	(.728)



NCAA TOURNAMENT HISTORY



NCAA Tournaments (52)

1941, 1946, 1957, 1959, 1967, 1968, 1969, 1972, 1975, 1976, 1977, 1978, 1979, 1980, 1981, 1982, 1983, 1984, 1985, 1986, 1987, 1988, 1989, 1990, 1991, 1992, 1993, 1994, 1995, 1996, 1997, 1998, 1999, 2000, 2001, 2004, 2005, 2006, 2007, 2008, 2009, 2011, 2012, 2013, 2014, 2015, 2016, 2017, 2018, 2019, 2021, 2022

NCAA Championships (6)

1957, 1982, 1993, 2005, 2009, 2017

NCAA Championship Games (12)

1946, 1957, 1968, 1977, 1981, 1982, 1993, 2005, 2009, 2016, 2017, 2022

NCAA Final Fours (21)

1946, 1957, 1967, 1968, 1969, 1972, 1977, 1981, 1982, 1991, 1993, 1995, 1997, 1998, 2000, 2005, 2008, 2009, 2016, 2017, 2022

NCAA Regional Final or Final Eights (29 years)

1941, 1946, 1957, 1967, 1968, 1969, 1972, 1977, 1981, 1982, 1983, 1985, 1987, 1988, 1991, 1993, 1995, 1997, 1998, 2000, 2005, 2007, 2008, 2009, 2011, 2012, 2016, 2017, 2022

(NCAA designated as Elite 8 beginning in 1951)

NCAA Regional Semifinal or Final 16 (37 years)

1941, 1946, 1957, 1967, 1968, 1969, 1972, 1975, 1977, 1981, 1982, 1983, 1984, 1985, 1986, 1987, 1988, 1989, 1990, 1991, 1992, 1993, 1995, 1997, 1998, 2000, 2005, 2007, 2008, 2009, 2011, 2012, 2015, 2016, 2017, 2019, 2022

(first game in 1941 was a regional semifinal, but there were only two regions, so it was also a final 8 game; NCAA designated regional semifinal games as the Sweet 16 beginning in 1975)

UNC RECORD BY SEED

Seed	W-L	Year(s)
1	63-12	1979, 1982, 1984, 1987, 1991, 1993, 1994, 1997, 1998, 2005, 2007, 2008, 2009, 2012, 2016, 2017, 2019
2	23-9	1981, 1983, 1985, 1988, 1989, 1995, 2001, 2011, 2018
3	3-4	1980, 1986, 1999, 2006
4	4-2	1992, 2015
6	3-3	1996, 2004, 2014
8	12-5	1990, 2000, 2013, 2021, 2022

UNC VS. SEEDS

Seed	W-L	Last Faced (opponent)
1	9-6	2022 (Kansas)
2	7-7	2022 (Duke)
3	7-6	2017 (Oregon)
4	8-5	2022 (UCLA)
5	8-2	2019 (Auburn)
6	6-1	2016 (Notre Dame)
7	5-2	2018 (Texas A&M)
8	8-1	2017 (Arkansas)
9	12-3	2022 (Marquette)
10	5-0	2016 (Syracuse)
11	5-1	2014 (Providence)
12	1-0	1991 (Eastern Michigan)
13	3-0	2015 (Harvard)
14	2-1	2006 (Murray State)
15	8-0	2022 (Saint Peter's)
16	14-0	2019 (Iona)

UNC'S Won-Loss Record at NCAA Tournament Sites

Site	Record	Last
Atlanta, Ga.	3-2	1989
Austin, Texas	4-0	2000
Birmingham, Ala.	5-1	2000
Charlotte, N.C.	12-1	2018
Cincinnati, Ohio	2-0	1992
College Park, Md.	6-0	1977
Columbus, Ohio	2-0	2019
Dallas, Texas	0-1	1990
Dayton, Ohio	1-2	2006
Denton, Texas	0-1	1980
Denver, Colo.	1-1	2004
Detroit, Mich.	2-0	2009
East Rutherford, N.J.	6-2	2007
El Paso, Texas	1-0	1981
Fort Worth, Texas	2-0	2022
Greensboro, N.C.	7-0	2012
Greenville, S.C.	2-0	2017
Hartford, Conn.	2-0	1998
Houston, Texas	1-2	2016
Indianapolis, Ind.	0-3	2000
Jacksonville, Fla.	1-0	2015
Kansas City, Mo.	3-2	2019
Landover, Md.	1-1	1994
Lexington, Ky.	0-2	1992
Los Angeles, Calif.	2-3	2015
Louisville, Ky.	0-4	1969
Madison, Wis.	0-2	1941
Memphis, Tenn.	4-0	2017
Morgantown, W.Va.	2-0	1972
Newark, N.J.	1-1	2011
New Orleans, La.	6-2	2022
New York, N.Y.	3-2	1959
Ogden, Utah	2-0	1986
Philadelphia, Pa.	7-1	2022
Phoenix, Ariz.	2-0	2017
Providence, R.I.	1-1	1975
Raleigh, N.C.	9-1	2016
Richmond, Va.	1-1	1996
St. Louis, Mo.	3-1	2012
Salt Lake City, Utah	4-0	1988
San Antonio, Texas	1-3	2014
Seattle, Wash.	1-3	1999
South Bend, Ind.	2-0	1985
Syracuse, N.Y.	7-1	2005
Tallahassee, Fla.	2-0	1995
Tempe, Ariz.	0-1	1978
West Lafayette, Ind.	0-1	2021
Winston Salem, N.C.	6-0	2007

Totals 131-49

- Carolina has earned more No. 1 seeds (17) than any other team in NCAA history.
- Carolina was seeded No. 1 eight times under both Dean Smith and Roy Williams.
- UNC has advanced to the Final Four twice as a No. 8 seed (2000 and 2022).
- UNC has earned a No. 1 seed in 1979, 1982, 1984, 1987, 1991, 1993, 1994, 1997, 1998, 2005, 2007, 2008, 2009, 2012, 2016, 2017 and 2019.
- The Tar Heels have advanced to the Final Four 10 times as a top seed – 1982, 1991, 1993, 1997, 1998, 2005, 2008, 2009, 2016 and 2017.
- The Tar Heels have won the national championship as a No. 1 seed in 1982, 1993, 2005, 2009 and 2017.
- Williams led his teams at KU and UNC to No. 1 seeds 13 times in 33 seasons as a head coach, the second-most of any coach.
- Carolina and Duke share the record for most wins over No. 1 seeds with nine, including UNC's second-round win over Baylor in 2022.

Most No. 1 Seeds, School

Seeds	School
17	North Carolina
16	Kansas
14	Duke
12	Kentucky
7	Arizona
7	Virginia

Most No. 1 Seeds, Head Coach

Seeds	Head Coach
14	Mike Krzyzewski, Duke
13	Roy Williams, UNC & Kansas
12	Bill Self, Kansas & Illinois
8	Dean Smith, UNC

UNC's No. 1 Seeds

Dean Smith (8): 1979, 1982, 1984, 1987, 1991, 1993, 1994, 1997
Bill Guthridge (1): 1998
Roy Williams (8): 2005, 2007, 2008, 2009, 2012, 2016, 2017, 2019

TAR HEELS WHO PLAYED IN THREE FINAL FOURS

Joe Brown – 1967, 1968, 1969
 Bill Bunting – 1967, 1968, 1969
 Rusty Clark – 1967, 1968, 1969
 Gerald Tuttle – 1967, 1968, 1969
 Pat Sullivan – 1991, 1993, 1995
 Shammond Williams – 1995, 1997, 1998
 Ed Cota – 1997, 1998, 2000

On the roster for three Final Four teams:

Dick Grubar – played in 1967 and 1968; was injured in 1969
 Serge Zwikker – red-shirted in 1993; played in 1995, 1997
 Terrence Newby – rostered but did not play in 1997, 1998 semifinals; played in 2000



NCAA TOURNAMENT TAR HEEL TRIVIA



Where does Carolina rank in all-time NCAA Tournament wins and Final Fours? First in wins with 131 and first in Final Fours with 21.

Which Tar Heel played in the most NCAA Tournament wins? Pat Sullivan – 16 wins in 1991 (4), 1992 (2), 1993 (6) and 1995 (4).

Carolina has played in a Final Four in how many consecutive decades? Nine, an NCAA record (1940s-50s-60s-70s-80s-90s-2000s-10s-20s).

Which Tar Heels have won NCAA championships and NBA championships as players? James Worthy, Michael Jordan, Danny Green and Justin Jackson.

What schools hold the NCAA Tournament record for most wins over No. 1 seeds? Carolina and Duke both have nine wins over No. 1 seeds, including UNC's 93-86 overtime win over Baylor in 2022.

Who is the only defending NCAA champion eliminated by UNC? In 2022, the Tar Heels beat No. 1 seed Baylor, which won the 2021 NCAA title.

Which coaches rank second and third, respectively in all-time NCAA Tournament wins? Roy Williams is second with 79 and Dean Smith is third with 65.

How many coaches have led their teams to the Final Four in their first season as a head coach? 10, including Carolina's Bill Guthridge in 1998 and Hubert Davis in 2022.

How many coaches have led their teams to the national championship game in their first season as a head coach? Four, including Hubert Davis in 2022.

How many individuals have played in the Final Four and were head coaches at the same school in another Final Four? Two – Dick Harp (Kansas) and Hubert Davis.

How many individuals have played in and were head coaches in the Final Four? Seven, including Dean Smith and Hubert Davis. Bill Guthridge was head coach in 1998 and 2000 and was on the roster as a player at Kansas State in 1958 but did not play.

Roy Williams holds the NCAA record for most consecutive Tournaments with at least one victory with how many? 29. That included 14 while head coach at Kansas and the first 15 seasons his UNC teams played in the Tournament.

Which two teams hold the NCAA record for wins in a season without a loss? 1957 North Carolina and 1976 Indiana both went 32-0.

What schools have Carolina played the most in the NCAA Tournament? Kansas and Villanova (seven times each, the second-most frequent matchup in NCAA Tournament history). UNC-Arkansas is next with six. Carolina and Kansas played in the 2022 national championship game. It was fifth time the Tar Heels and Jayhawks have played in the Final Four, two more than any other matchup in Final Four history (Duke-Kansas, UCLA-Louisville and UNC-Michigan State have all played three times in the Final Four).

In which cities has Carolina won NCAA championships? New Orleans twice (1982, 1993), Detroit, Mich. (2009), Glendale, Ariz. (2017), Kansas City, Mo. (1957) and St. Louis, Mo. (2005).

Where has Carolina won more NCAA Tournament games than any other city and state? Charlotte. The Tar Heels are 11-1 in NCAA games in Charlotte and 33-2 in the state of North Carolina.

What school has been a No. 1 seed the most times since the NCAA began seeding the field in 1979? Carolina – 17 times. Kansas is second with 16, Duke has 14, Kentucky has 12 and Arizona and Virginia are fifth with seven.

How many coaches have been a No. 1 seed at least 10 times? Three – Mike Krzyzewski (14), Roy Williams (13 – five times at KU, eight at UNC) and Bill Self (11 at Illinois and Kansas).



JOEL BERRY II is the only Tar Heel to earn All-Final Four honors twice (2016 and 2017) and is the last college basketball player to score 20 or more points in consecutive national championship games.

What is the lowest seed when Carolina has advanced to the Final Four? Eight twice: in 2000 and 2022.

What is the lowest seed Carolina has defeated a No. 1 seed? Eight three times: defeated Oklahoma in 1990, Stanford in 2000 and Baylor in 2022.

Which teams are the only ones to ever win the ACC regular season outright, the ACC Tournament and advance to the Final Four in three consecutive seasons? The 1967, 1968 and 1969 Tar Heels.

Which school is the only one to win both Final Four games in triple overtime? Carolina beat Michigan State in the 1957 semifinals and Kansas in the national championship game, both in triple overtime in Kansas City, Mo.

Which Tar Heels started in three Final Fours? Bill Bunting and Rusty Clark in 1967, 1968 and 1969, and Ed Cota in 1997, 1998 and 2000.

Which six Tar Heels started in two national championship games? Jimmy Black, Sam Perkins and James Worthy in 1981 and 1982; Joel Berry II, Justin Jackson and Kennedy Meeks in 2016 and 2017.

Which Tar Heels have won ACC Player-of-the-Year honors and a national championship in the same season? Lennie Rosenbluth in 1957, Ty Lawson in 2009 and Justin Jackson in 2017.

Who made the winning free throws in the 1957 NCAA title game against Kansas? Joe Quigg with six seconds to play in triple overtime.

Who hit the game-winning shot in the 1982 national championship game vs. Georgetown? Michael Jordan.

Who scored the winning basket in the 2005 championship game vs. Illinois? Marvin Williams on a tip-in with 1:26 left to break a 70-all tie in a 75-70 UNC win.

Joel Berry II is one of seven players to score 20 points in consecutive national championship games. Five of the other six are Naismith Memorial Basketball Hall of Famers – Bob Kurland (Oklahoma State), Bill Russell (USF), Gail Goodrich (UCLA), Lew Alcindor (UCLA) and Bill Walton (UCLA).

Who are the only Tar Heels to earn All-NCAA Regional honors three times? J.R. Reid (1987, 1988 and 1989), Ed Cota (1997, 1998 and 2000) and Tyler Hansbrough (2007, 2008 and 2009)

Who is the only Tar Heel to be named NCAA Regional MVP as a non-starter? Luke Maye, 2017 NCAA South Regional

Who is the only Tar Heel to earn All-Final Four honors twice? Joel Berry II in 2016 and 2017

Who scored the most points in NCAA Tournament history by a Tar Heel? Tyler Hansbrough, 325 from 2006-09. The 2008 National Player of the Year is fourth in NCAA history in scoring in NCAA Tournament games.

Which Tar Heel scored the most points in any NCAA Tournament? Lennie Rosenbluth, 142 in five games (28.4 per) in 1957.

Which Final Four MVP scored a UNC-record 134 points in a six-game NCAA Tournament? Sean May averaged 22.3 points in six wins en route to the title in 2005.

Who is the last Tar Heel to score 30 or more points in an NCAA Tournament game? Caleb Love scored 30 in the 2022 Sweet 16 win over UCLA.

Which Tar Heels scored 30 points in consecutive NCAA Tournament games? In 2022, RJ Davis scored 30 against Baylor in the second round and Caleb Love scored 30 vs. UCLA in the Sweet 16.

Who is the only Tar Heel with 10 or more assists in one NCAA Tournament game and 30 points in the next? RJ Davis had 12 assists vs. Marquette in the 2022 first round and 30 points vs. Baylor in the second round.

Which Tar Heel holds the known school record for points in a half in an NCAA Tournament game? Caleb Love scored 27 points in the second half vs. UCLA in 2022.

Who made the most three-pointers by a Tar Heel in one NCAA Tournament? Brady Manek made 22 threes, including three or more in all six games, in 2022.

Which Tar Heel holds the record for three-pointers in a half in an NCAA Tournament game? Caleb Love made six threes in the first half vs. Marquette in the 2022 first round.

Which Tar Heel holds the school record and is ninth in NCAA Tournament history in most three-pointers in a game without a miss? Hubert Davis was 5 for 5 against Eastern Michigan in 1991.

Which Tar Heels set the record (since broken) for the highest three-point percentage in a Final Four game? Donald Williams and Wayne Ellington. Williams was 5 for 7 (.714) against both Kansas and Michigan in 1993; Ellington was 5 for 7 against Villanova in 2009. Williams is still tied for the second-best percentage in the championship game.

Marcus Paige's game-tying three-pointer against Villanova in the 2016 national championship game set what title-game record? Paige's double-clutch three with 4.1 seconds remaining made UNC 11 for 17 from three-point range, a percentage of .647 that is the highest in a national championship game.

Which team holds the record for largest winning margin in an 8/9 game? In 2022, No. 8 Carolina beat No. 9 Marquette by 32 points (95-63).

Which Tar Heel is the most recent player in NCAA history to score 25 or more points in both the national semifinal and championship games? Donald Williams – 25 vs. Kansas and 25 vs. Michigan in New Orleans in 1993.

Which Tar Heel holds the Final Four record for most points in a national semifinal? Al Wood – 39 against Virginia in 1981.

Which Tar Heel set the freshman scoring record in 1977 for a Final Four game? Mike O'Koren with 31 points in the semifinals vs. UNLV (since broken by Mark Aguirre of DePaul in 1979 and Carmelo Anthony of Syracuse in 2003).

What national championship game scoring records did the Tar Heels set in the first half against Michigan State in 2009? UNC scored 55 points and led by 21 points, both records for the title game.

Which Tar Heels have two of the five-highest single-game field goal percentages in Final Four history? Sean May vs. Illinois in the 2005 national championship (made 10 of 11, .909) and Kennedy Meeks vs. Oregon in the 2017 semifinals (made 11 of 13, .846).

Which Tar Heels have 20 or more rebounds in an NCAA Tournament game? Tyler Zeller had 22 boards against Ohio in the 2012 Sweet 16 in St. Louis. Armando Bacot had 22 vs. Saint Peter's in the 2022 NCAA East final and 21 vs. Duke in the national semifinals.

Who has the most career double-doubles by a Tar Heel in the NCAA Tournament? Antawn Jamison with eight, all in points and rebounds.

Which Tar Heel is the only player in NCAA history with six double-doubles in one NCAA Tournament? In 2022, Armando Bacot had double-doubles in points and rebounds vs. Marquette, Baylor, UCLA, Saint Peter's, Duke and Kansas.

Other than Bacot, who is the only Tar Heel with double-doubles in the Sweet 16, Final 8, national semifinal and championship games in one season? George Lynch vs. Arkansas, Cincinnati, Kansas and Michigan en route to an NCAA title in 1993.

Which players have 21 or more rebounds in a Final Four game? 21 by Armando Bacot vs. Duke in 2022, Nick Collison (Kansas), Bill Walton (UCLA), Artis Gilmore (Jacksonville), Lew Alcindor (UCLA) and Bill Spivey (Kentucky); 22 by Hakeem Olajuwon (Houston), Larry Kenon (Memphis), Tom Sanders (NYU) and Elgin Baylor (Seattle); 23 by Bill Russell (USF), 24 by Elvin Hayes (Houston); and 27 by Russell.

Who has the most points-assists double-doubles by a Tar Heel in NCAA Tournament history? Kendall Marshall with three.

Who is the last UNC non-starter to have a double-double in the NCAA Tournament? Luke Maye had 16 points and 12 rebounds vs. Butler in the 2017 Sweet 16 in Memphis.

Who scored the most points by a Tar Heel non-starter in an NCAA Tournament game? Ranzino Smith scored 27 points vs. Loyola Marymount in the 1988 second round

Which Tar Heel scored one point in UNC's 63-62 win over Georgetown in the 1982 championship game and was on the cover of Sports Illustrated? Senior co-captain Chris Brust was on the cover with James Worthy and Georgetown's Pat Ewing and Ed Sprague.

Which Tar Heel set an NCAA championship game record with eight steals in 2009 vs. Michigan State? Ty Lawson.

How many points did Carolina allow in its two Final Four wins in the 2005, 2009 and 2017 national championship seasons? 141 by Michigan State and Illinois in 2005, 141 by Villanova and Michigan State in 2009 and 141 by Oregon and Gonzaga in 2017.

Which game did Carolina set the single-game NCAA Tournament scoring record (since broken)? 1988 West second round vs. Loyola Marymount. The Tar Heels scored 123 points and shot 79.0 percent from the floor. Both were NCAA Tournament records that have since been surpassed. The points are now fourth most and the FG percentage is second highest.

Carolina has played in which three championship games that are among the five largest attendances in NCAA Finals history? 2017 in Phoenix (76,168, second largest), 2016 in Houston (74,340, third largest) and 2009 in Detroit (72,922, fifth largest).

Carolina and Duke met for the first time in the NCAA Tournament in a 2022 national semifinal in New Orleans. What number game in the series was it? The 81-77 UNC win was the 258th time the teams played each other.



NCAA TOURNAMENT RESULTS







YEAR	DATE	ROUND	OPPONENT (Seeds)	W/L	SCORE	SITE	ARENA
Head Coach: Bill Lange (NCAA Tournament Record at UNC-- 0-2)							
1941	March 21	East Semifinal (Final 8)	Pittsburgh	L	20-26	Madison, Wis.	Wisconsin Field House
1941	March 22	East Consolation	Dartmouth	L	59-60	Madison, Wis.	Wisconsin Field House
Head Coach: Ben Carnevale (NCAA Tournament Record at UNC-- 2-1)							
1946	March 21	East Semifinal (Final 8)	NYU	W	57-49	New York, N.Y.	Madison Square Garden
1946	March 23	FF- East Final (Final 4)	Ohio State	W (OT)	60-57	New York, N.Y.	Madison Square Garden
1946	March 26	FF- National Championship	Oklahoma A&M (State)	L	40-43	New York, N.Y.	Madison Square Garden
Head Coach: Frank McGuire (NCAA Tournament record at UNC-- 5-1)							
1957	March 12	East First	Yale	W	90-74	New York, N.Y.	Madison Square Garden
1957	March 15	East Semifinal	Canisius	W	87-75	Philadelphia, Pa.	Palestra
1957	March 16	East Final	Syracuse	W	67-58	Philadelphia, Pa.	Palestra
1957	March 22	FF- National Semifinal	Michigan State	W (3 OT)	74-70	Kansas City, Mo.	Municipal Auditorium
1957	March 23	FF- National Championship	Kansas	W (3 OT)	54-53	Kansas City, Mo.	Municipal Auditorium
1959	March 10	East First Round	Navy	L	63-76	New York, N.Y.	Madison Square Garden
Head Coach: Dean Smith (NCAA Tournament Record at UNC-- 65-27)							
1967	March 17	East Semifinal	Princeton	W (OT)	78-70	College Park, Md.	Cole Field House
1967	March 18	East Final	Boston College	W	96-80	College Park, Md.	Cole Field House
1967	March 24	FF- National Semifinal	Dayton	L	62-76	Louisville, Ky.	Freedom Hall
1967	March 25	FF- National Consolation	Houston	L	62-84	Louisville, Ky.	Freedom Hall
1968	March 15	East Semifinal	St. Bonaventure	W	91-72	Raleigh, N.C.	Reynolds Coliseum
1968	March 16	East Final	Davidson	W	70-66	Raleigh, N.C.	Reynolds Coliseum
1968	March 22	FF- National Semifinal	Ohio State	W	80-66	Los Angeles, Calif.	Sports Arena
1968	March 23	FF- National Championship	UCLA	L	55-78	Los Angeles, Calif.	Sports Arena
1969	March 13	East Semifinal	Duquesne	W	79-78	College Park, Md.	Cole Field House
1969	March 15	East Final	Davidson	W	87-85	College Park, Md.	Cole Field House
1969	March 20	FF- National Semifinal	Purdue	L	65-92	Louisville, Ky.	Freedom Hall
1969	March 22	FF- National Consolation	Drake	L	84-104	Louisville, Ky.	Freedom Hall
1972	March 16	East Semifinal	South Carolina	W	92-69	Morgantown, W. Va.	WVU Coliseum
1972	March 18	East Final	Penn	W	73-59	Morgantown, W. Va.	WVU Coliseum
1972	March 23	FF- National Semifinal	Florida State	L	75-79	Los Angeles, Calif.	Sports Arena
1972	March 25	FF- National Consolation	Louisville	W	105-91	Los Angeles, Calif.	Sports Arena
1975	March 15	East First	New Mexico State	W	93-69	Charlotte, N.C.	Charlotte Coliseum
1975	March 20	East Semifinal	Syracuse	L	76-78	Providence, R.I.	Providence Civic Center
1975	March 22	East Consolation	Boston College	W	110-90	Providence, R.I.	Providence Civic Center
1976	March 13	Midwest First	Alabama	L	64-79	Dayton, Ohio	Univ. of Dayton Arena
1977	March 12	East First	Purdue	W	69-66	Raleigh, N.C.	Reynolds Coliseum
1977	March 17	East Semifinal	Notre Dame	W	79-77	College Park, Md.	Cole Field House
1977	March 19	East Final	Kentucky	W	79-72	College Park, Md.	Cole Field House
1977	March 26	FF- National Semifinal	UNLV	W	84-83	Atlanta, Ga.	Omni
1977	March 28	FF- National Championship	Marquette	L	59-67	Atlanta, Ga.	Omni
1978	March 11	West First	San Francisco	L	64-68	Tempe, Ariz.	Univ. Activities Center
1979	March 11	East Second	Penn (1/9)	L	71-72	Raleigh, N.C.	Reynolds Coliseum
1980	March 9	Midwest Second	Texas A&M (3/6)	L (2 OT)	61-78	Denton, Texas	NTSU Coliseum
1981	March 15	West Second	Pittsburgh (2/10)	W	74-57	El Paso, Texas	Special Events Center
1981	March 19	West Semifinal	Utah (2/3)	W	61-56	Salt Lake City, Utah	Special Events Center
1981	March 21	West Final	Kansas State (2/8)	W	82-68	Salt Lake City, Utah	Special Events Center
1981	March 28	FF- National Semifinal	Virginia (2/1)	W	78-65	Philadelphia, Pa.	Spectrum
1981	March 30	FF- National Championship	Indiana (2/3)	L	50-63	Philadelphia, Pa.	Spectrum
1982	March 13	East Second	James Madison (1/9)	W	52-50	Charlotte, N.C.	Charlotte Coliseum
1982	March 19	East Semifinal	Alabama (1/4)	W	74-69	Raleigh, N.C.	Reynolds Coliseum
1982	March 21	East Final	Villanova (1/3)	W	70-60	Raleigh, N.C.	Reynolds Coliseum
1982	March 27	FF- National Semifinal	Houston (1/6)	W	68-63	New Orleans, La.	Superdome
1982	March 29	FF- National Championship	Georgetown (1/1)	W	63-62	New Orleans, La.	Superdome
1983	March 19	East Second	James Madison (2/10)	W	68-49	Greensboro, N.C.	Greensboro Coliseum
1983	March 25	East Semifinal	Ohio State (2/3)	W	64-51	Syracuse, N.Y.	Carrier Dome
1983	March 27	East Final	Georgia (2/4)	L	77-82	Syracuse, N.Y.	Carrier Dome
1984	March 17	East Second	Temple (1/8)	W	77-66	Charlotte, N.C.	Charlotte Coliseum
1984	March 22	East Semifinal	Indiana (1/4)	L	68-72	Atlanta, Ga.	Omni
1985	March 14	Southeast First	Middle Tennessee State (2/15)	W	76-57	South Bend, Ind.	Joyce Athletic Center
1985	March 16	Southeast Second	Notre Dame (2/7)	W	60-58	South Bend, Ind.	Joyce Athletic Center
1985	March 22	Southeast Semifinal	Auburn (2/11)	W	62-56	Birmingham, Ala.	Jefferson Coliseum
1985	March 24	Southeast Final	Villanova (2/8)	L	44-56	Birmingham, Ala.	Jefferson Coliseum
1986	March 13	West First	Utah (3/14)	W	84-72	Ogden, Utah	Dee Events Center
1986	March 15	West Second	Alabama-Birmingham (3/6)	W	77-59	Ogden, Utah	Dee Events Center
1986	March 20	West Semifinal	Louisville (3/2)	L	79-94	Houston, Texas	Summit
1987	March 12	East First	Penn (1/16)	W	113-82	Charlotte, N.C.	Charlotte Coliseum
1987	March 14	East Second	Michigan (1/9)	W	109-97	Charlotte, N.C.	Charlotte Coliseum
1987	March 19	East Semifinal	Notre Dame (1/5)	W	74-68	East Rutherford, N.J.	Meadowlands
1987	March 21	East Final	Syracuse (1/2)	L	75-79	East Rutherford, N.J.	Meadowlands
1988	March 17	West First	North Texas State (2/15)	W	83-65	Salt Lake City, Utah	Huntsman Center
1988	March 19	West Second	Loyola Marymount (2/10)	W	123-97	Salt Lake City, Utah	Huntsman Center
1988	March 25	West Semifinal	Michigan (2/3)	W	78-69	Seattle, Wash.	Kingdome
1988	March 27	West Final	Arizona (2/1)	L	52-70	Seattle, Wash.	Kingdome
1989	March 17	Southeast First	Southern (2/15)	W	93-79	Atlanta, Ga.	Omni
1989	March 19	Southeast Second	UCLA (2/7)	W	88-81	Atlanta, Ga.	Omni
1989	March 23	Southeast Semifinal	Michigan (2/3)	L	87-92	Lexington, Ky.	Rupp Arena

YEAR	DATE	ROUND	OPPONENT (Seeds)	W/L	SCORE	SITE	ARENA
1990	March 15	Midwest First	SW Missouri State (8/9)	W	83-70	Austin, Texas	Erwin Center
1990	March 17	Midwest Second	Oklahoma (8/1)	W	79-77	Austin, Texas	Erwin Center
1990	March 22	Midwest Semifinal	Arkansas (8/4)	L	73-96	Dallas, Texas	Reunion Arena
1991	March 15	East First	Northeastern (1/16)	W	101-66	Syracuse, N.Y.	Carrier Dome
1991	March 17	East Second	Villanova (1/9)	W	84-69	Syracuse, N.Y.	Carrier Dome
1991	March 22	East Semifinal	Eastern Michigan (1/12)	W	93-67	East Rutherford, N.J.	Meadowlands
1991	March 24	East Final	Temple (1/10)	W	75-72	East Rutherford, N.J.	Meadowlands
1991	March 30	FF- National Semifinal	Kansas (1/3)	L	73-79	Indianapolis, Ind.	Hoosier Dome
1992	March 19	Southeast First	Miami (Ohio) (4/13)	W	68-63	Cincinnati, Ohio	Riverfront Coliseum
1992	March 21	Southeast Second	Alabama (4/5)	W	64-55	Cincinnati, Ohio	Riverfront Coliseum
1992	March 27	Southeast Semifinal	Ohio State (4/1)	L	73-80	Lexington, Ky.	Rupp Arena
1993	March 18	East First	East Carolina (1/16)	W	85-65	Winston-Salem, N.C.	Joel Coliseum
1993	March 20	East Second	Rhode Island (1/8)	W	112-67	Winston-Salem, N.C.	Joel Coliseum
1993	March 26	East Semifinal	Arkansas (1/4)	W	80-74	East Rutherford, N.J.	Meadowlands
1993	March 28	East Final	Cincinnati (1/2)	W (OT)	75-68	East Rutherford, N.J.	Meadowlands
1993	April 3	FF- National Semifinal	Kansas (1/2)	W	78-68	New Orleans, La.	Superdome
1993	April 5	FF- National Championship	Michigan (1/1)	W	77-71	New Orleans, La.	Superdome
1994	March 18	East First	Liberty (1/16)	W	71-51	Landover, Md.	US Air Arena
1994	March 20	East Second	Boston College (1/9)	L	72-75	Landover, Md.	US Air Arena
1995	March 17	Southeast First	Murray State (2/15)	W	80-70	Tallahassee, Fla.	Leon County CC
1995	March 19	Southeast Second	Iowa State (2/7)	W	73-51	Tallahassee, Fla.	Leon County CC
1995	March 23	Southeast Semifinal	Georgetown (2/6)	W	74-64	Birmingham, Ala.	Jefferson Civic Center
1995	March 25	Southeast Final	Kentucky (2/1)	W	74-61	Birmingham, Ala.	Jefferson Civic Center
1995	April 1	FF- National Semifinal	Arkansas (2/2)	L	68-75	Seattle, Wash.	Kingdome
1996	March 15	East First	New Orleans (6/11)	W	83-62	Richmond, Va.	Richmond Coliseum
1996	March 17	East Second	Texas Tech (6/3)	L	73-92	Richmond, Va.	Richmond Coliseum
1997	March 13	East First	Fairfield (1/16)	W	82-74	Winston-Salem, N.C.	Joel Coliseum
1997	March 15	East Second	Colorado (1/9)	W	73-56	Winston-Salem, N.C.	Joel Coliseum
1997	March 21	East Semifinal	California (1/5)	W	63-57	Syracuse, N.Y.	Carrier Dome
1997	March 23	East Final	Louisville (1/6)	W	97-74	Syracuse, N.Y.	Carrier Dome
1997	March 29	FF- National Semifinal	Arizona (1/4)	L	58-66	Indianapolis, Ind.	RCA Dome
Head Coach: Bill Guthridge (NCAA Tournament Record at UNC- 8-3)							
1998	March 12	East First	Navy (1/16)	W	88-52	Hartford, Conn.	Hartford Civic Center
1998	March 14	East Second	UNC Charlotte (1/8)	W (OT)	93-83	Hartford, Conn.	Hartford Civic Center
1998	March 19	East Semifinal	Michigan State (1/4)	W	73-58	Greensboro, N.C.	Greensboro Coliseum
1998	March 21	East Final	Connecticut (1/2)	W	75-64	Greensboro, N.C.	Greensboro Coliseum
1998	March 28	FF- National Semifinal	Utah (1/2)	L	59-66	San Antonio, Texas	Alamodome
1999	March 11	West First	Weber State (3/14)	L	74-76	Seattle, Wash.	Key Arena
2000	March 17	South First	Missouri (8/9)	W	84-70	Birmingham, Ala.	Jefferson Civic Center
2000	March 19	South Second	Stanford (8/1)	W	60-53	Birmingham, Ala.	Jefferson Civic Center
2000	March 24	South Semifinal	Tennessee (8/4)	W	74-69	Austin, Texas	Erwin Center
2000	March 26	South Final	Tulsa (8/7)	W	59-55	Austin, Texas	Erwin Center
2000	April 3	FF- National Semifinal	Florida (8/5)	L	59-71	Indianapolis, Ind.	RCA Dome
Head Coach: Matt Doherty (NCAA Tournament Record at UNC- 1-1)							
2001	March 16	South First	Princeton (2/15)	W	70-48	New Orleans, La.	Superdome
2001	March 18	South Second	Penn State (2/7)	L	74-82	New Orleans, La.	Superdome
Head Coach: Roy Williams (NCAA Tournament Record at UNC- 45-13)							
2004	March 18	South First	Air Force (6/11)	W	63-52	Denver, Colo.	Pepsi Center
2004	March 20	South Second	Texas (6/3)	L	75-78	Denver, Colo.	Pepsi Center
2005	March 18	East First	Oakland (Mich.) (1/16)	W	96-68	Charlotte, N.C.	Charlotte Coliseum
2005	March 20	East Second	Iowa State (1/8)	W	92-65	Charlotte, N.C.	Charlotte Coliseum
2005	March 25	East Semifinal	Villanova (1/5)	W	67-66	Syracuse, N.Y.	Carrier Dome
2005	March 27	East Final	Wisconsin (1/6)	W	88-82	Syracuse, N.Y.	Carrier Dome
2005	April 2	FF- National Semifinal	Michigan State (1/5)	W	87-71	St. Louis, Mo.	Edward Jones Dome
2005	April 4	FF- National Championship	Illinois (1/1)	W	75-70	St. Louis, Mo.	Edward Jones Dome
2006	March 17	East First	Murray State (3/14)	W	69-65	Dayton, Ohio	Univ. of Dayton Arena
2006	March 19	East Second	George Mason (3/11)	L	60-65	Dayton, Ohio	Univ. of Dayton Arena
2007	March 15	East First	Eastern Kentucky (1/16)	W	86-65	Winston-Salem, N.C.	Joel Coliseum
2007	March 17	East Second	Michigan State (1/9)	W	81-67	Winston-Salem, N.C.	Joel Coliseum
2007	March 23	East Semifinal	Southern California (1/5)	W	74-64	East Rutherford, N.J.	Meadowlands
2007	March 25	East Final	Georgetown (1/2)	L (OT)	84-96	East Rutherford, N.J.	Meadowlands
2008	March 21	East First	Mount St. Mary's (1/16)	W	113-74	Raleigh, N.C.	RBC Center
2008	March 23	East Second	Arkansas (1/9)	W	108-77	Raleigh, N.C.	RBC Center
2008	March 27	East Semifinal	Washington State (1/4)	W	68-47	Charlotte, N.C.	Bobcats Arena
2008	March 29	East Final	Louisville (1/3)	W	83-73	Charlotte, N.C.	Bobcats Arena
2008	April 5	FF- National Semifinal	Kansas (1/1)	L	66-84	San Antonio, Texas	Alamodome
2009	March 19	South First	Radford (1/16)	W	101-58	Greensboro, N.C.	Greensboro Coliseum
2009	March 21	South Second	LSU (1/8)	W	84-70	Greensboro, N.C.	Greensboro Coliseum
2009	March 27	South Semifinal	Gonzaga (1/4)	W	98-77	Memphis, Tenn.	FedExForum
2009	March 29	South Final	Oklahoma (1/2)	W	72-60	Memphis, Tenn.	FedExForum
2009	April 4	FF- National Semifinal	Villanova (1/3)	W	83-69	Detroit, Mich.	Ford Field
2009	April 6	FF-National Championship	Michigan State (1/2)	W	89-72	Detroit, Mich.	Ford Field
2011	March 18	East First	Long Island University (2/15)	W	102-87	Charlotte, N.C.	Time Warner Cable Arena
2011	March 20	East Second	Washington (2/7)	W	86-83	Charlotte, N.C.	Time Warner Cable Arena
2011	March 25	East Semifinal	Marquette (2/11)	W	81-63	Newark, N.J.	Prudential Center
2011	March 27	East Final	Kentucky (2/4)	L	69-76	Newark, N.J.	Prudential Center
2012	March 16	Midwest First	Vermont (1/16)	W	77-58	Greensboro, N.C.	Greensboro Coliseum
2012	March 18	Midwest Second	Creighton (1/8)	W	87-73	Greensboro, N.C.	Greensboro Coliseum
2012	March 23	Midwest Semifinal	Ohio (1/13)	W (OT)	73-65	St. Louis, Mo.	Edward Jones Dome
2012	March 25	Midwest Final	Kansas (1/2)	L	67-80	St. Louis, Mo.	Edward Jones Dome
2013	March 22	South First	Villanova (8/9)	W	78-71	Kansas City, Mo.	Sprint Center
2013	March 24	South Second	Kansas (8/1)	L	58-70	Kansas City, Mo.	Sprint Center

YEAR	DATE	ROUND	OPPONENT (Seeds)	W/L	SCORE	SITE	ARENA
2014	March 21	East First	Providence (6/11)	W	79-77	San Antonio, Texas	AT&T Center
2014	March 23	East Second	Iowa State (6/3)	L	83-85	San Antonio, Texas	AT&T Center
2015	March 19	West First	Harvard (4/13)	W	67-65	Jacksonville, Fla.	Veterans Memorial Arena
2015	March 21	West Second	Arkansas (4/5)	W	87-78	Jacksonville, Fla.	Veterans Memorial Arena
2015	March 26	West Semifinal	Wisconsin (4/1)	L	72-79	Los Angeles, Calif.	STAPLES Center
2016	March 17	East First	Florida Gulf Coast (1/16)	W	83-67	Raleigh, N.C.	PNC Arena
2016	March 19	East Second	Providence (1/9)	W	85-66	Raleigh, N.C.	PNC Arena
2016	March 25	East Semifinal	Indiana (1/5)	W	101-86	Philadelphia, Pa.	Wells Fargo Center
2016	March 27	East Final	Notre Dame (1/6)	W	88-74	Philadelphia, Pa.	Wells Fargo Center
2016	April 2	FF - National Semifinal	Syracuse (1/10)	W	83-66	Houston, Texas	NRG Stadium
2016	April 4	FF - National Championship	Villanova (1/2)	L	74-77	Houston, Texas	NRG Stadium
2017	March 17	South First	Texas Southern (1/16)	W	103-64	Greenville, S.C.	Bon Secours Wellness Arena
2017	March 19	South Second	Arkansas (1/8)	W	72-65	Greenville, S.C.	Bon Secours Wellness Arena
2017	March 24	South Semifinal	Butler (1/4)	W	92-80	Memphis, Tenn.	FedExForum
2017	March 26	South Final	Kentucky (1/2)	W	75-73	Memphis, Tenn.	FedExForum
2017	April 1	FF - National Semifinal	Oregon (1/3)	W	77-76	Phoenix, Ariz.	University of Phoenix Stadium
2017	April 3	FF - National Championship	Gonzaga (1/2)	W	71-65	Phoenix, Ariz.	University of Phoenix Stadium
2018	March 16	West First	Lipscomb (2/15)	W	84-66	Charlotte, N.C.	Spectrum Center
2018	March 18	West Second	Texas A&M (2/7)	L	65-86	Charlotte, N.C.	Spectrum Center
2019	March 22	Midwest First	Iona (1/16)	W	88-73	Columbus, Ohio	Nationwide Arena
2019	March 24	Midwest Second	Washington (1/9)	W	81-59	Columbus, Ohio	Nationwide Arena
2019	March 29	Midwest Semifinal	Auburn (1/5)	L	80-97	Kansas City, Mo.	Sprint Center
2021	March 19	Midwest First	Wisconsin (8/9)	L	62-85	West Lafayette, Ind.	Mackey Arena

Head Coach: Hubert Davis (NCAA Tournament Record at UNC- 5-1)

2022	March 17	East First	Marquette (8/9)	W	95-63	Fort Worth, Texas	Dickies Arena
2022	March 19	East Second	Baylor (8/1)	W (OT)	93-86	Fort Worth, Texas	Dickies Arena
2022	March 25	East Semifinal	UCLA (8/4)	W	73-66	Philadelphia, Pa.	Wells Fargo Center
2022	March 27	East Final	Saint Peter's (8/15)	W	69-49	Philadelphia, Pa.	Wells Fargo Center
2022	April 2	FF - National Semifinal	Duke (8/2)	W	81-77	New Orleans, La.	Caesars Superdome
2022	April 4	FF - National Championship	Kansas (8/1)	L	69-72	New Orleans, La.	Caesars Superdome





ROUND-BY-ROUND RESULTS



ROUND OF 64 (31-2)

YEAR	DATE	ROUND	OPPONENT (Seeds)	W/L	SCORE	SITE	ARENA
1985	March 14	Southwest First	Middle Tennessee State (2/15)	W	76-57	South Bend, Ind.	Joyce Athletic Center
1986	March 13	West First	Utah (3/14)	W	84-72	Ogden, Utah	Dee Events Center
1987	March 12	East First	Penn (1/16)	W	113-82	Charlotte, N.C.	Charlotte Coliseum
1988	March 17	West First	North Texas State (2/15)	W	83-65	Salt Lake City, Utah	Huntsman Center
1989	March 17	Southwest First	Southern (2/15)	W	93-79	Atlanta, Ga.	Omni
1990	March 15	Midwest First	SW Missouri State (8/9)	W	83-70	Austin, Texas	Erwin Center
1991	March 15	East First	Northeastern (1/16)	W	101-66	Syracuse, N.Y.	Carrier Dome
1992	March 19	Southwest First	Miami (Ohio) (4/13)	W	68-63	Cincinnati, Ohio	Riverfront Coliseum
1993	March 18	East First	East Carolina (1/16)	W	85-65	Winston-Salem, N.C.	Joel Coliseum
1994	March 18	East First	Liberty (1/16)	W	71-51	Landover, Md.	US Air Arena
1995	March 17	Southwest First	Murray State (2/15)	W	80-70	Tallahassee, Fla.	Leon County CC
1996	March 15	East First	New Orleans (6/11)	W	83-62	Richmond, Va.	Richmond Coliseum
1997	March 13	East First	Fairfield (1/16)	W	82-74	Winston-Salem, N.C.	Joel Coliseum
1998	March 12	East First	Navy (1/16)	W	88-52	Hartford, Conn.	Hartford Civic Center
1999	March 11	West First	Weber State (3/14)	L	74-76	Seattle, Wash.	Key Arena
2000	March 17	South First	Missouri (8/9)	W	84-70	Birmingham, Ala.	Jefferson Civic Center
2001	March 16	South First	Princeton (2/15)	W	70-48	New Orleans, La.	Superdome
2004	March 18	South First	Air Force (6/11)	W	63-52	Denver, Colo.	Pepsi Center
2005	March 18	East First	Oakland (Mich.) (1/16)	W	96-68	Charlotte, N.C.	Charlotte Coliseum
2006	March 17	East First	Murray State (3/14)	W	69-65	Dayton, Ohio	Univ. of Dayton Arena
2007	March 15	East First	Eastern Kentucky (1/16)	W	86-65	Winston-Salem, N.C.	Joel Coliseum
2008	March 21	East First	Mount St. Mary's (1/16)	W	113-74	Raleigh, N.C.	RBC Center
2009	March 19	South First	Radford (1/16)	W	101-58	Greensboro, N.C.	Greensboro Coliseum
2011	March 18	East First	Long Island University (2/15)	W	102-87	Charlotte, N.C.	Time Warner Cable Arena
2012	March 16	Midwest First	Vermont (1/16)	W	77-58	Greensboro, N.C.	Greensboro Coliseum
2013	March 22	South First	Villanova (8/9)	W	78-71	Kansas City, Mo.	Sprint Center
2014	March 21	East First	Providence (6/11)	W	79-77	San Antonio, Texas	AT&T Center
2015	March 19	West First	Harvard (4/13)	W	67-65	Jacksonville, Fla.	Veterans Memorial Arena
2016	March 17	East First	Florida Gulf Coast (1/16)	W	83-67	Raleigh, N.C.	PNC Arena
2017	March 17	South First	Texas Southern (1/16)	W	103-64	Greenville, S.C.	Bon Secours Wellness Arena
2018	March 16	West First	Lipscomb (2/15)	W	84-66	Charlotte, N.C.	Spectrum Center
2019	March 22	Midwest First	Iona (1/16)	W	88-73	Columbus, Ohio	Nationwide Arena
2021	March 19	Midwest First	Wisconsin (8/9)	L	62-85	West Lafayette, Ind.	Mackey Arena
2022	March 17	East First	Marquette (8/9)	W	95-63	Fort Worth, Texas	Dickies Arena

ROUND OF 32 (23-8 since field expanded to at least 64 teams in 1985)

YEAR	DATE	ROUND	OPPONENT (Seeds)	W/L	SCORE	SITE	ARENA
1957	March 12	East First* (only 23 teams in field)	Yale	W	90-74	New York, N.Y.	Madison Square Garden
1959	March 10	East First* (23 teams)	Navy	L	63-76	New York, N.Y.	Madison Square Garden
1975	March 15	East First* (32 teams)	New Mexico State	W	93-69	Charlotte, N.C.	Charlotte Coliseum
1976	March 13	Midwest First* (32 teams)	Alabama	L	64-79	Dayton, Ohio	Univ. of Dayton Arena
1977	March 12	East First* (32 teams)	Purdue	W	69-66	Raleigh, N.C.	Reynolds Coliseum
1978	March 11	West First* (32 teams)	San Francisco	L	64-68	Tempe, Ariz.	Univ. Activities Center
1979	March 11	East Second (40 teams)	Penn (1/9)	L	71-72	Raleigh, N.C.	Reynolds Coliseum
1980	March 9	Midwest Second (48 teams)	Texas A&M (3/6)	L (2 OT)	61-78	Denton, Texas	NTSU Coliseum
1981	March 15	West Second (48 teams)	Pittsburgh (2/10)	W	74-57	El Paso, Texas	Special Events Center
1982	March 13	East Second (48 teams)	James Madison (1/9)	W	52-50	Charlotte, N.C.	Charlotte Coliseum
1983	March 19	East Second (48 teams)	James Madison (2/10)	W	68-49	Greensboro, N.C.	Greensboro Coliseum
1984	March 17	East Second (48 teams)	Temple (1/8)	W	77-66	Charlotte, N.C.	Charlotte Coliseum
1985	March 16	Southwest Second (64 teams)	Notre Dame (2/7)	W	60-58	South Bend, Ind.	Joyce Athletic Center
1986	March 15	West Second (64 teams)	Alabama-Birmingham (3/6)	W	77-59	Ogden, Utah	Dee Events Center
1987	March 14	East Second (64 teams)	Michigan (1/9)	W	109-97	Charlotte, N.C.	Charlotte Coliseum
1988	March 19	West Second (64 teams)	Loyola Marymount (2/10)	W	123-97	Salt Lake City, Utah	Huntsman Center
1989	March 19	Southwest Second (64 teams)	UCLA (2/7)	W	88-81	Atlanta, Ga.	Omni
1990	March 17	Midwest Second (64 teams)	Oklahoma (8/1)	W	79-77	Austin, Texas	Erwin Center
1991	March 17	East Second (64 teams)	Villanova (1/9)	W	84-69	Syracuse, N.Y.	Carrier Dome
1992	March 21	Southwest Second (64 teams)	Alabama (4/5)	W	64-55	Cincinnati, Ohio	Riverfront Coliseum
1993	March 20	East Second (64 teams)	Rhode Island (1/8)	W	112-67	Winston-Salem, N.C.	Joel Coliseum
1994	March 20	East Second (64 teams)	Boston College (1/9)	L	72-75	Landover, Md.	US Air Arena
1995	March 19	Southwest Second (64 teams)	Iowa State (2/7)	W	73-51	Tallahassee, Fla.	Leon County CC
1996	March 17	East Second (64 teams)	Texas Tech (6/3)	L	73-92	Richmond, Va.	Richmond Coliseum
1997	March 15	East Second (64 teams)	Colorado (1/9)	W	73-56	Winston-Salem, N.C.	Joel Coliseum
1998	March 14	East Second (64 teams)	UNC Charlotte (1/8)	W (OT)	93-83	Hartford, Conn.	Hartford Civic Center
2000	March 19	South Second (64 teams)	Stanford (8/1)	W	60-53	Birmingham, Ala.	Jefferson Civic Center
2001	March 18	South Second (65 teams)	Penn State (2/7)	L	74-82	New Orleans, La.	Superdome
2004	March 20	South Second (65 teams)	Texas (6/3)	L	75-78	Denver, Colo.	Pepsi Center
2005	March 20	East Second (65 teams)	Iowa State (1/8)	W	92-65	Charlotte, N.C.	Charlotte Coliseum
2006	March 19	East Second (65 teams)	George Mason (3/11)	L	60-65	Dayton, Ohio	Univ. of Dayton Arena
2007	March 17	East Second (65 teams)	Michigan State (1/9)	W	81-67	Winston-Salem, N.C.	Joel Coliseum
2008	March 23	East Second (65 teams)	Arkansas (1/9)	W	108-77	Raleigh, N.C.	RBC Center
2009	March 21	South Second (65 teams)	LSU (1/8)	W	84-70	Greensboro, N.C.	Greensboro Coliseum
2011	March 20	East Second (68 teams)	Washington (2/7)	W	86-83	Charlotte, N.C.	Time Warner Cable Arena
2012	March 18	Midwest Second (68 teams)	Creighton (1/8)	W	87-73	Greensboro, N.C.	Greensboro Coliseum
2013	March 24	South Second (68 teams)	Kansas (8/1)	L	58-70	Kansas City, Mo.	Sprint Center
2014	March 23	East Second (68 teams)	Iowa State (6/3)	L	83-85	San Antonio, Texas	AT&T Center
2015	March 21	West Second (68 teams)	Arkansas (4/5)	W	87-78	Jacksonville, Fla.	Veterans Memorial Arena
2016	March 19	East Second (68 teams)	Providence (1/9)	W	85-66	Raleigh, N.C.	PNC Arena
2017	March 19	South Second (68 teams)	Arkansas (1/8)	W	72-65	Greenville, S.C.	Bon Secours Wellness Arena
2018	March 18	West Second (68 teams)	Texas A&M (2/7)	L	65-86	Charlotte, N.C.	Spectrum Center
2019	March 24	Midwest Second (68 teams)	Washington (1/9)	W	81-59	Columbus, Ohio	Nationwide Arena
2022	March 19	East Second (68 teams)	Baylor (8/1)	W (OT)	93-86	Fort Worth, Texas	Dickies Arena

REGIONAL SEMIFINAL**(28-9 in regional semifinals, including 27-8 in round of 16 games)**

YEAR	DATE	ROUND	OPPONENT (Seeds)	W/L	SCORE	SITE	ARENA
1941	March 21	East Semifinal* (round of eight)	Pittsburgh	L	20-26	Madison, Wis.	Wisconsin Field House
1946	March 21	East Semifinal* (round of eight)	NYU	W	57-49	New York, N.Y.	Madison Square Garden
1957	March 15	East Semifinal (round of 16)	Canisius	W	87-75	Philadelphia, Pa.	Palestra
1967	March 17	East Semifinal (round of 16)	Princeton	W (OT)	78-70	College Park, Md.	Cole Field House
1968	March 15	East Semifinal (round of 16)	St. Bonaventure	W	91-72	Raleigh, N.C.	Reynolds Coliseum
1969	March 13	East Semifinal (round of 16)	Duquesne	W	79-78	College Park, Md.	Cole Field House
1972	March 16	East Semifinal (round of 16)	South Carolina	W	92-69	Morgantown, W. Va.	WVU Coliseum
1975	March 20	East Semifinal (Sweet 16)	Syracuse	L	76-78	Providence, R.I.	Providence Civic Center
1977	March 17	East Semifinal (Sweet 16)	Notre Dame	W	79-77	College Park, Md.	Cole Field House
1981	March 19	West Semifinal (Sweet 16)	Utah (2/3)	W	61-56	Salt Lake City, Utah	Special Events Center
1982	March 19	East Semifinal (Sweet 16)	Alabama (1/4)	W	74-69	Raleigh, N.C.	Reynolds Coliseum
1983	March 25	East Semifinal (Sweet 16)	Ohio State (2/3)	W	64-51	Syracuse, N.Y.	Carrier Dome
1984	March 22	East Semifinal (Sweet 16)	Indiana (1/4)	L	68-72	Atlanta, Ga.	Omni
1985	March 22	Southeast Semifinal (Sweet 16)	Auburn (2/11)	W	62-56	Birmingham, Ala.	Jefferson Coliseum
1986	March 20	West Semifinal (Sweet 16)	Louisville (3/2)	L	79-94	Houston, Texas	Summit
1987	March 19	East Semifinal (Sweet 16)	Notre Dame (1/5)	W	74-68	East Rutherford, N.J.	Meadowlands
1988	March 25	West Semifinal (Sweet 16)	Michigan (2/3)	W	78-69	Seattle, Wash.	Kingdome
1989	March 23	Southeast Semifinal (Sweet 16)	Michigan (2/3)	L	87-92	Lexington, Ky.	Rupp Arena
1990	March 22	Midwest Semifinal (Sweet 16)	Arkansas (8/4)	L	73-96	Dallas, Texas	Reunion Arena
1991	March 22	East Semifinal (Sweet 16)	Eastern Michigan (1/12)	W	93-67	East Rutherford, N.J.	Meadowlands
1992	March 27	Southeast Semifinal (Sweet 16)	Ohio State (4/1)	L	73-80	Lexington, Ky.	Rupp Arena
1993	March 26	East Semifinal (Sweet 16)	Arkansas (1/4)	W	80-74	East Rutherford, N.J.	Meadowlands
1995	March 23	Southeast Semifinal (Sweet 16)	Georgetown (2/6)	W	74-64	Birmingham, Ala.	Jefferson Civic Center
1997	March 21	East Semifinal (Sweet 16)	California (1/5)	W	63-57	Syracuse, N.Y.	Carrier Dome
1998	March 19	East Semifinal (Sweet 16)	Michigan State (1/4)	W	73-58	Greensboro, N.C.	Greensboro Coliseum
2000	March 24	South Semifinal (Sweet 16)	Tennessee (8/4)	W	74-69	Austin, Texas	Erwin Center
2005	March 25	East Semifinal (Sweet 16)	Villanova (1/5)	W	67-66	Syracuse, N.Y.	Carrier Dome
2007	March 23	East Semifinal (Sweet 16)	Southern California (1/5)	W	74-64	East Rutherford, N.J.	Meadowlands
2008	March 27	East Semifinal (Sweet 16)	Washington State (1/4)	W	68-47	Charlotte, N.C.	Bobcats Arena
2009	March 27	South Semifinal (Sweet 16)	Gonzaga (1/4)	W	98-77	Memphis, Tenn.	FedExForum
2011	March 25	East Semifinal (Sweet 16)	Marquette (2/11)	W	81-63	Newark, N.J.	Prudential Center
2012	March 23	Midwest Semifinal (Sweet 16)	Ohio (1/13)	W (OT)	73-65	St. Louis, Mo.	Edward Jones Dome
2015	March 26	West Semifinal (Sweet 16)	Wisconsin (1/4)	L	72-79	Los Angeles, Calif.	STAPLES Center
2016	March 25	East Semifinal (Sweet 16)	Indiana (1/5)	W	101-86	Philadelphia, Pa.	Wells Fargo Center
2017	March 24	South Semifinal (Sweet 16)	Butler (1/4)	W	92-80	Memphis, Tenn.	FedExForum
2019	March 29	Midwest Semifinal (Sweet 16)	Auburn (1/5)	L	80-97	Kansas City, Mo.	Sprint Center
2022	March 25	East Semifinal (Sweet 16)	UCLA (8/4)	W	73-66	Philadelphia, Pa.	Wells Fargo Center

* the 1941 and 1946 East semifinals were round of eight games and are also listed there

REGIONAL FINAL/ELITE EIGHT**(21-7 in regional finals, 21-8 in the round of eight)**

YEAR	DATE	ROUND	OPPONENT (Seeds)	W/L	SCORE	SITE	ARENA
1941	March 21	East Semifinal* (round of eight)	Pittsburgh	L	20-26	Madison, Wis.	Wisconsin Field House
1946	March 21	East Semifinal* (round of eight)	NYU	W	57-49	New York, N.Y.	Madison Square Garden
1946	March 23	East Final** (Final 4)	Ohio State	W (OT)	60-57	New York, N.Y.	Madison Square Garden
1957	March 16	East Final (Elite 8)	Syracuse	W	67-58	Philadelphia, Pa.	Palestra
1967	March 18	East Final (Elite 8)	Boston College	W	96-80	College Park, Md.	Cole Field House
1968	March 16	East Final (Elite 8)	Davidson	W	70-66	Raleigh, N.C.	Reynolds Coliseum
1969	March 15	East Final (Elite 8)	Davidson	W	87-85	College Park, Md.	Cole Field House
1972	March 18	East Final (Elite 8)	Penn	W	73-59	Morgantown, W. Va.	WVU Coliseum
1977	March 19	East Final (Elite 8)	Kentucky	W	79-72	College Park, Md.	Cole Field House
1981	March 21	West Final (Elite 8)	Kansas State (2/8)	W	82-68	Salt Lake City, Utah	Special Events Center
1982	March 21	East Final (Elite 8)	Villanova (1/3)	W	70-60	Raleigh, N.C.	Reynolds Coliseum
1983	March 27	East Final (Elite 8)	Georgia (2/4)	L	77-82	Syracuse, N.Y.	Carrier Dome
1985	March 24	Southeast Final (Elite 8)	Villanova (2/8)	L	44-56	Birmingham, Ala.	Jefferson Coliseum
1987	March 21	East Final (Elite 8)	Syracuse (1/2)	L	75-79	East Rutherford, N.J.	Meadowlands
1988	March 27	West Final (Elite 8)	Arizona (2/1)	L	52-70	Seattle, Wash.	Kingdome
1991	March 24	East Final (Elite 8)	Temple (1/10)	W	75-72	East Rutherford, N.J.	Meadowlands
1993	March 28	East Final (Elite 8)	Cincinnati (1/2)	W (OT)	75-68	East Rutherford, N.J.	Meadowlands
1995	March 25	Southeast Final (Elite 8)	Kentucky (2/1)	W	74-61	Birmingham, Ala.	Jefferson Civic Center
1997	March 23	East Final (Elite 8)	Louisville (1/6)	W	97-74	Syracuse, N.Y.	Carrier Dome
1998	March 21	East Final (Elite 8)	Connecticut (1/2)	W	75-64	Greensboro, N.C.	Greensboro Coliseum
2000	March 26	South Final (Elite 8)	Tulsa (8/7)	W	59-55	Austin, Texas	Erwin Center
2005	March 27	East Final (Elite 8)	Wisconsin (1/6)	W	88-82	Syracuse, N.Y.	Carrier Dome
2007	March 25	East Final (Elite 8)	Georgetown (1/2)	L (OT)	84-96	East Rutherford, N.J.	Meadowlands
2008	March 29	East Final (Elite 8)	Louisville (1/3)	W	83-73	Charlotte, N.C.	Bobcats Arena
2009	March 29	South Final (Elite 8)	Oklahoma (1/2)	W	72-60	Memphis, Tenn.	FedExForum
2011	March 27	East Final (Elite 8)	Kentucky (2/4)	L	69-76	Newark, N.J.	Prudential Center
2012	March 25	Midwest Final (Elite 8)	Kansas (1/2)	L	67-80	St. Louis, Mo.	Edward Jones Dome
2016	March 27	East Final (Elite 8)	Notre Dame (1/6)	W	88-74	Philadelphia, Pa.	Wells Fargo Center
2017	March 26	South Final (Elite 8)	Kentucky (1/2)	W	75-73	Memphis, Tenn.	FedExForum
2022	March 27	East Final (Elite 8)	Saint Peter's (8/15)	W	69-49	Philadelphia, Pa.	Wells Fargo Center

* the 1941 and 1946 round of eight games were also regional semifinals and are also listed there

**the 1946 regional final was the national semifinal and is also listed with the other national semifinal games that are listed as Final Four games

FINAL FOUR – NATIONAL SEMIFINAL (12-9)

YEAR	DATE	ROUND	OPPONENT (Seeds)	W/L	SCORE	SITE	ARENA
1946	March 23	East Final*/National Semifinal	Ohio State	W (OT)	60-57	New York, N.Y.	Madison Square Garden
1957	March 22	FF- National Semifinal	Michigan State	W (3 OT)	74-70	Kansas City, Mo.	Municipal Auditorium
1967	March 24	FF- National Semifinal	Dayton	L	62-76	Louisville, Ky.	Freedom Hall
1968	March 22	FF- National Semifinal	Ohio State	W	80-66	Los Angeles, Calif.	Sports Arena
1969	March 20	FF- National Semifinal	Purdue	L	65-92	Louisville, Ky.	Freedom Hall
1972	March 23	FF- National Semifinal	Florida State	L	75-79	Los Angeles, Calif.	Sports Arena
1977	March 26	FF- National Semifinal	UNLV	W	84-83	Atlanta, Ga.	Omni
1981	March 28	FF- National Semifinal	Virginia (2/1)	W	78-65	Philadelphia, Pa.	Spectrum
1982	March 27	FF- National Semifinal	Houston (1/6)	W	68-63	New Orleans, La.	Superdome
1991	March 30	FF- National Semifinal	Kansas (1/3)	L	73-79	Indianapolis, Ind.	Hoosier Dome
1993	April 3	FF- National Semifinal	Kansas (1/2)	W	78-68	New Orleans, La.	Superdome
1995	April 1	FF- National Semifinal	Arkansas (2/2)	L	68-75	Seattle, Wash.	Kingdome
1997	March 29	FF- National Semifinal	Arizona (1/4)	L	58-66	Indianapolis, Ind.	RCA Dome
1998	March 28	FF- National Semifinal	Utah (1/2)	L	59-66	San Antonio, Texas	Alamodome
2000	April 3	FF- National Semifinal	Florida (8/5)	L	59-71	Indianapolis, Ind.	RCA Dome
2005	April 2	FF- National Semifinal	Michigan State (1/5)	W	87-71	St. Louis, Mo.	Edward Jones Dome
2008	April 5	FF- National Semifinal	Kansas (1/1)	L	66-84	San Antonio, Texas	Alamodome
2009	April 4	FF- National Semifinal	Villanova (1/3)	W	83-69	Detroit, Mich.	Ford Field
2016	April 2	FF- National Semifinal	Syracuse (1/10)	W	83-66	Houston, Texas	NRG Stadium
2017	April 1	FF- National Semifinal	Oregon (1/3)	W	77-76	Phoenix, Ariz.	University of Phoenix Stadium
2022	April 2	FF- National Semifinal	Duke (8/2)	W	81-77	New Orleans, La.	Caesars Superdome

*the 1946 regional final was the national semifinal (round of four)

FINAL FOUR – NATIONAL CHAMPIONSHIP GAME (6-6)

YEAR	DATE	ROUND	OPPONENT (Seeds)	W/L	SCORE	SITE	ARENA
1946	March 26	FF- National Championship	Oklahoma A&M	L	40-43	New York, N.Y.	Madison Square Garden
1957	March 23	FF- National Championship	Kansas	W (3 OT)	54-53	Kansas City, Mo.	Municipal Auditorium
1968	March 23	FF- National Championship	UCLA	L	55-78	Los Angeles, Calif.	Sports Arena
1977	March 28	FF- National Championship	Marquette	L	59-67	Atlanta, Ga.	Omni
1981	March 30	FF- National Championship	Indiana (2/3)	L	50-63	Philadelphia, Pa.	Spectrum
1982	March 29	FF- National Championship	Georgetown (1/1)	W	63-62	New Orleans, La.	Superdome
1993	April 5	FF- National Championship	Michigan (1/1)	W	77-71	New Orleans, La.	Superdome
2005	April 4	FF- National Championship	Illinois (1/1)	W	75-70	St. Louis, Mo.	Edward Jones Dome
2009	April 6	FF- National Championship	Michigan State (1/2)	W	89-72	Detroit, Mich.	Ford Field
2016	April 4	FF- National Championship	Villanova (1/2)	L	74-77	Houston, Texas	NRG Stadium
2017	April 3	FF- National Championship	Gonzaga (1/1)	W	71-65	Phoenix, Ariz.	University of Phoenix Stadium
2022	April 4	FF- National Championship	Kansas (8/1)	L	69-72	New Orleans, La.	Caesars Superdome

CONSOLATION GAMES (3-2)

YEAR	DATE	ROUND	OPPONENT (Seeds)	W/L	SCORE	SITE	ARENA
1941	March 22	East Consolation	Dartmouth	L	59-60	Madison, Wis.	Wisconsin Field House
1967	March 25	FF- National Consolation	Houston	L	62-84	Louisville, Ky.	Freedom Hall
1969	March 22	FF- National Consolation	Drake	L	84-104	Louisville, Ky.	Freedom Hall
1972	March 25	FF- National Consolation	Louisville	W	105-91	Los Angeles, Calif.	Sports Arena
1975	March 22	East Consolation	Boston College	W	110-90	Providence, R.I.	Providence Civic Center





NCAA TOURNAMENT North Carolina Game-by-Game Statistics



DATE	OPPONENT	RD	UNC W/L	UNC PTS	FG	FG%	1st FG%	2nd FG%	3FG	3FG%	FT	FT%	O-D-REB	PF	A	TO	B	ST	
Head Coach: Bill Lange (NCAA Tournament Record at UNC- 0-2)																			
3-21-41	Pittsburgh	E-sf	L	20							2-8	.250		9					
3-22-41	Dartmouth	E-con	L	59	23						13-17	.765		12					
Head Coach: Ben Carnevale (NCAA Tournament Record at UNC- 2-1)																			
3-21-46	NYU	E-sf	W	57	24-52	.462					9-18	.500		23					
3-23-46	Ohio State	E-f	W (OT)	60	23-91	.253					14-29	.483							
3-26-46	Oklahoma A&M	FF-nc	L	40	13						14-21	.667							
Head Coach: Frank McGuire (NCAA Tournament record at UNC- 5-1)																			
3-12-57	Yale	E-1	W	90	31-58	.534					28-40	.700		43	18				
3-15-57	Canisius	E-sf	W	87	30-60	.500					27-37	.730		45	19				
3-16-57	Syracuse	E-f	W	67	17-47	.362					33-45	.733		47	16				
3-22-57	Michigan State	FF-sf	W (3 OT)	74	28-89	.315					18-26	.692		54	22				
3-23-57	Kansas	FF-nc	W (3 OT)	54	21-45	.467					12-22	.545		36	21				
3-10-59	Navy	E-1	L	63	23-70	.329					17-23	.739		44	25				
Head Coach: Dean Smith (NCAA Tournament Record at UNC- 65-27)																			
3-17-67	Princeton	E-sf	W (OT)	78	23-64	.359					32-43	.744		64	17	10	13		
3-18-67	Boston College	E-f	W	96	35-63	.556					26-32	.813		41	16	22	10		
3-24-67	Dayton	FF-sf	L	62	26-72	.361	.281	.425			10-12	.833		43	22	7	13		
3-25-67	Houston	FF-con	L	62	24-85	.282	.244	.318			14-25	.560		52	19	10	15		
3-15-68	St. Bonaventure	E-sf	W	91	37-71	.521	.514	.527			17-26	.654		53	22	14	21		
3-16-68	Davidson	E-f	W	70	27-62	.435	.393	.482			16-23	.696		38	16	12	14		
3-22-68	Ohio State	FF-sf	W	80	33-71	.465					14-20	.700		53	14				
3-23-68	UCLA	FF-nc	L	55	22-63	.349					11-19	.579		35	17	11	23		
3-13-69	Duquesne	E-sf	W	79	28-61	.459	.486	.423			23-33	.697		37	15	14	20		
3-15-69	Davidson	E-f	W	87	35-65	.538	.571	.500			17-22	.773		32	18	16	16		
3-20-69	Purdue	FF-sf	L	65	25-62	.403					15-25	.600	13-24-37	18	15	26			
3-22-69	Drake	FF-con	L	84	32-68	.471					20-31	.645	24-23-47	17	12	36			
3-16-72	South Carolina	E-sf	W	92	31-65	.477					30-40	.750		52	23	19	18		
3-18-72	Penn	E-f	W	73	25-48	.521					23-29	.793		35	18	16	17		
3-23-72	Florida State	FF-sf	L	75	29-70	.414	.444	.395			17-25	.680		51	27	20	26		
3-25-72	Louisville	FF-con	W	105	36-59	.610	.645	.571			33-44	.750		46	24	25	30		
3-15-75	New Mexico State	E-1	W	93	37-61	.607	.615	.600			19-24	.792		26	17	25	18	5 15	
3-20-75	Syracuse	E-sf	L	76	32-49	.653	.667	.636			12-15	.800		27	18	23	22	4 2	
3-22-75	Boston College	E-con	W	110	44-77	.571	.600	.548			22-28	.786		52	18	36	23	0 2	
3-13-76	Alabama	ME-1	L	64	27-73	.370	.333	.400			10-12	.833		36	21	21	17	2 16	
3-12-77	Purdue	E-1	W	69	28-59	.475	.462	.500			13-19	.684		33	17	17	13	4 5	
3-17-77	Notre Dame	E-sf	W	79	31-70	.443	.417	.471			17-19	.895		27	21	26	8 1 10		
3-19-77	Kentucky	E-f	W	79	23-38	.605	.643	.500			33-36	.917		26	22	18	8 6 5		
3-26-77	UNLV	FF-sf	W	84	33-56	.589	.528	.700			18-28	.643		41	11	19	27 1 8		
3-28-77	Marquette	FF-nc	L	59	24-51	.471	.414	.545			11-16	.688		28	24	16	14 1 6		
3-11-78	San Francisco	W-1	L	64	30-71	.423	.441	.405			4-6	.667		27	17	15	7 4 12		
3-11-79	Penn (1/9)	E-2	L	71	29-59	.492	.542	.457			13-18	.722		33	23	15	18 2 6		
3-9-80	Texas A&M (3/6)	MW-2	L (2 OT)	61	23-64	.359	.423	.316			15-24	.625		42	36	4	16 2 6		
3-15-81	Pittsburgh (2/10)	W-2	W	74	27-46	.587					20-27	.741	22-13-35	19	12	20	4 5		
3-19-81	Utah (2/3)	W-sf	W	61	23-43	.535	.423	.706			15-24	.625		34	17	16	18 7 3		
3-21-81	Kansas State (2/8)	W-f	W	82	33-61	.541	.576	.500			16-19	.842		40	16	20	8 2 6		
3-28-81	Virginia (2/1)	FF-sf	W	78	25-47	.532	.381	.654			28-37	.757		31	16	11	11 3 5		
3-30-81	Indiana (2/3)	FF-nc	L	50	20-47	.426	.500	.360			10-16	.625		29	23	12	19 2 9		
3-13-82	James Madison (1/9)	E-2	W	52	20-38	.526	.591	.438			12-23	.522		20	15	10	12	2 5	
3-19-82	Alabama (1/4)	E-sf	W	74	24-43	.558	.535	.600			26-31	.839		25	14	17	12	0 3	
3-21-82	Villanova (1/3)	E-f	W	70	25-44	.568	.417	.750			20-24	.833		20	12	21	13	5 5	
3-27-82	Houston (1/6)	FF-sf	W	68	26-44	.591	.481	.765			16-19	.842		26	14	15	15	2 5	
3-29-82	Georgetown (1/1)	FF-nc	W	63	25-47	.532	.483	.611			13-22	.591		30	11	14	13	1 7	
3-19-83	James Madison (2/10)	E-2	W	68	25-38	.658	.600	.722			18-28	.643		27	13	20	17 7 9		
3-25-83	Ohio State (2/3)	E-sf	W	64	21-45	.467	.523	.417			22-25	.880	8-18-26	17	11	10	2 3		
3-27-83	Georgia (2/4)	E-f	L	77	31-63	.492	.592	.417			15-17	.882	13-19-32	26	13	10	5 4		
3-17-84	Temple (1/8)	E-2	W	77	30-54	.556	.485	.667			17-24	.708		43	16	15	19 10 4		
3-22-84	Indiana (1/4)	E-sf	L	68	26-62	.419	.407	.428			16-23	.696		37	27	15	13 2 5		
3-14-85	Middle Tenn St (2/15)	SE-1	W	76	28-53	.528	.462	.593			20-27	.741		41	12	12	16 10 3		
3-16-85	Notre Dame (2/7)	SE-2	W	60	26-47	.553	.552	.556			8-12	.667		30	18	13	14 3 4		
3-22-85	Auburn (2/11)	SE-sf	W	62	25-49	.510	.519	.500			12-18	.667		32	12	16	8 3 2		
3-24-85	Villanova (2/8)	SE-f	L	44	20-44	.455	.435	.476			4-7	.571		29	16	11	19 2 3		
3-13-86	Utah (3/14)	W-1	W	84	31-54	.574	.600	.552			22-29	.759		29	14	21	11 7 4		
3-15-86	UAB (3/6)	W-2	W	77	26-57	.456	.467	.444			25-34	.735		53	25	18	16 4 2		
3-20-86	Louisville (3/2)	W-sf	L	79	34-69	.493	.514	.471			11-18	.611		40	26	25	18 1 2		
3-12-87	Penn (1/16)	E-1	W	113	36-65	.554	.588	.516	8-20	.400	33-45	.733	19-28-47	21	30	10	4 6		
3-14-87	Michigan (1/9)	E-2	W	109	36-65	.554	.606	.500	10-17	.588	27-36	.750	16-26-42	16	18	11	0 6		
3-19-87	Notre Dame (1/5)	E-sf	W	74	34-52	.654	.593	.720	1-7	.143	5-9	.556	6-15-21	15	17	10	3 5		
3-21-87	Syracuse (1/2)	E-f	L	75	31-64	.484	.371	.556	8-20	.400	5-8	.625	12-20-32	23	18	14	3 4		
3-17-88	North Texas State (2/15)	W-1	W	83	30-57	.526	.454	.625	5-11	.454	18-23	.783	11-30-41	15	20	17	1 11		
3-19-88	Loyola Marymount (2/10)	W-2	W	123	49-62	.790	.781	.800	6-9	.667	19-27	.704	9-47-56	23	36	26	4 1		
3-25-88	Michigan (2/3)	W-sf	W	78	26-52	.500	.321	.708	5-15	.333	21-30	.700	11-20-31	14	17	11	2 6		
3-27-88	Arizona (2/1)	W-f	L	52	20-56	.357	.407	.310	6-19	.316	6-8	.750	10-17-27	22	12	12	1 4		
3-17-89	Southern (2/15)	SE-1	W	93	40-69	.580	.553	.613	4-11	.364	9-14	.643	15-34-49	14	25	20	3 5		
3-19-89	UCLA (2/7)	SE-2	W	88	30-58	.													

DATE	OPPONENT	RD	UNC W/L	PTS	FG	FG%	1st FG%	2nd FG%	3FG	3FG%	FT	FT%	O-D-REB	PF	A	TO	B	ST	
3-15-90	SW Missouri State (8/9)	MW-1	W	83	36-64	.562	.571	.552	2-6	.333	9-17	.529	16-21-37	20	16	10	4	8	
3-17-90	Oklahoma (8/1)	MW-2	W	79	29-54	.537	.565	.516	7-10	.700	14-19	.736	8-24-32	20	18	17	5	10	
3-22-90	Arkansas (8/4)	MW-sf	L	73	26-62	.419	.462	.389	5-17	.294	16-25	.640	40	17	12	19	2	5	
3-15-91	Northeastern (1/16)	E-1	W	101	39-67	.582	.625	.543	3-7	.429	20-29	.690	15-32-47	12	25	20	7	9	
3-17-91	Villanova (1/9)	E-2	W	84	32-61	.525	.515	.536	6-13	.462	14-21	.667	12-23-35	12	27	16	3	13	
3-22-91	Eastern Michigan (1/12)	E-sf	W	93	35-66	.530	.514	.548	6-9	.667	17-23	.739	16-24-40	14	16	12	8	9	
3-24-91	Temple (1/10)	E-f	W	75	28-61	.459	.400	.516	7-17	.412	12-14	.857	11-29-40	12	15	7	6	2	
3-30-91	Kansas (1/3)	FF-sf	L	73	28-73	.384	.371	.395	3-18	.167	14-23	.609	19-23-42	27	16	15	4	11	
3-19-92	Miami (Ohio) (4/13)	SE-1	W	68	22-56	.393	.452	.320	2-8	.250	22-30	.733	17-17-34	13	9	12	4	11	
3-21-92	Alabama (4/5)	SE-2	W	64	25-52	.481	.467	.500	0-6	.000	14-21	.667	14-35-49	15	14	23	6	5	
3-27-92	Ohio State (4/1)	SE-sf	L	73	27-57	.474	.583	.394	1-8	.125	18-20	.900	13-26-39	17	12	16	5	3	
3-18-93	East Carolina (1/16)	E-1	W	85	29-53	.547	.581	.500	5-16	.313	22-27	.815	11-23-34	9	15	8	4	7	
3-20-93	Rhode Island (1/8)	E-2	W	112	42-74	.568	.576	.561	6-14	.429	22-30	.733	15-35-50	15	28	11	6	9	
3-26-93	Arkansas (1/4)	E-sf	W	80	30-62	.484	.531	.433	4-12	.333	16-26	.615	21-24-45	13	19	12	3	5	
3-28-93	Cincinnati (1/2)	E-f	W (OT)	75	27-58	.466	.520	.424	3-8	.375	18-25	.720	16-27-43	15	14	18	5	11	
4-3-93	Kansas (1/2)	FF-sf	W	78	28-52	.538	.531	.550	5-7	.714	17-24	.708	14-21-35	13	17	16	1	8	
4-5-93	Michigan (1/1)	FF-nc	W	77	27-55	.491	.412	.619	5-11	.455	18-23	.783	10-19-29	10	13	10	4	7	
3-18-94	Liberty (1/16)	E-1	W	71	25-57	.439	.357	.517	1-6	.167	20-24	.833	15-34-49	8	12	16	7	9	
3-20-94	Boston College (1/9)	E-2	L	72	25-63	.397	.433	.364	4-17	.235	18-23	.783	21-27-48	13	8	14	5	4	
3-17-95	Murray State (2/15)	SE-1	W	80	27-51	.529	.516	.550	6-18	.333	20-24	.833	10-28-38	11	12	18	4	5	
3-19-95	Iowa State (2/7)	SE-2	W	73	29-56	.518	.500	.529	9-19	.474	6-9	.667	11-24-35	11	9	15	3	6	
3-23-95	Georgetown (2/6)	SE-sf	W	74	27-59	.458	.419	.500	7-24	.292	13-21	.619	16-25-41	18	13	12	11	3	
3-25-95	Kentucky (2/1)	SE-f	W	74	24-49	.490	.455	.519	4-15	.267	22-28	.786	6-37-43	12	12	20	3	5	
4-1-95	Arkansas (2/2)	FF-sf	L	68	21-56	.375	.469	.250	10-28	.357	16-24	.667	12-31-43	13	15	15	5	3	
3-15-96	New Orleans (6/11)	E-1	W	83	31-66	.470	.405	.552	10-22	.455	11-15	.733	17-29-46	9	19	8	4	5	
3-17-96	Texas Tech (6/3)	E-2	L	73	27-65	.415	.444	.395	7-26	.269	12-18	.667	16-17-33	22	13	10	2	5	
3-13-97	Fairfield (1/16)	E-1	W	82	33-64	.516	.379	.629	6-18	.333	10-14	.714	13-15-28	12	22	2	6	6	
3-15-97	Colorado (1/9)	E-2	W	73	26-65	.400	.368	.444	5-14	.357	16-24	.667	20-32-52	13	12	15	1	3	
3-21-97	California (1/5)	E-sf	W	63	22-49	.449	.458	.440	8-14	.571	11-17	.647	6-28-34	14	14	14	2	6	
3-23-97	Louisville (1/6)	E-f	W	97	33-59	.559	.625	.481	6-12	.500	25-30	.833	13-26-39	15	22	12	1	12	
3-29-97	Arizona (1/4)	FF-sf	L	58	23-74	.311	.343	.282	4-21	.190	8-10	.800	22-30-52	20	14	17	2	11	
Head Coach: Bill Guthridge (NCAA Tournament Record at UNC- 8-3)																			
3-12-98	Navy (1/16)	E-1	W	88	32-63	.508	.500	.514	7-14	.500	17-28	.607	15-42-57	11	18	17	8	6	
3-14-98	UNC Charlotte (1/8)	E-2	W (OT)	93	31-64	.484	.448	.481	10-20	.500	21-26	.808	14-20-34	11	17	9	3	6	
3-19-98	Michigan State (1/4)	E-sf	W	73	26-59	.441	.471	.400	2-10	.200	19-27	.704	21-30-51	13	11	11	4	1	
3-21-98	Connecticut (1/2)	E-f	W	75	31-63	.492	.471	.517	4-14	.286	9-11	.818	14-25-39	10	17	8	5	4	
3-28-98	Utah (1/2)	FF-sf	L	59	27-69	.391	.306	.485	3-23	.130	2-7	.286	15-27-42	19	14	8	5	5	
3-11-99	Weber State (3/14)	W-1	L	74	28-68	.412	.433	.395	9-21	.429	9-13	.692	15-24-39	16	15	12	4	5	
3-17-00	Missouri (8/9)	S-1	W	84	32-71	.451	.459	.441	3-12	.250	17-26	.654	26-29-55	12	16	15	5	5	
3-19-00	Stanford (8/1)	S-2	W	60	22-50	.440	.462	.417	4-7	.571	12-19	.632	8-24-32	13	15	8	8	4	
3-24-00	Tennessee (8/4)	S-sf	W	74	29-58	.500	.469	.538	4-9	.444	12-17	.706	10-24-34	19	12	14	9	6	
3-26-00	Tulsa (8/7)	S-f	W	59	22-50	.440	.542	.346	2-12	.167	13-19	.684	10-30-40	11	11	15	3	8	
4-3-00	Florida (8/5)	FF-sf	L	59	20-57	.351	.370	.333	5-22	.227	14-23	.609	14-28-42	22	13	17	5	3	
Head Coach: Matt Doherty (NCAA Tournament Record at UNC- 1-1)																			
3-16-01	Princeton (2/15)	S-1	W	70	26-47	.553	.600	.500	3-11	.273	15-18	.833	8-30-38	10	17	16	4	11	
3-18-01	Penn State (2/7)	S-2	L	74	30-64	.469	.563	.375	3-17	.176	11-14	.786	16-28-44	17	17	22	5	5	
Head Coach: Roy Williams (NCAA Tournament Record at UNC- 45-13)																			
3-18-04	Air Force (6/11)	S-1	W	63	22-53	.415	.323	.545	4-13	.308	15-18	.833	14-21-35	15	12	13	1	10	
3-20-04	Texas (6/3)	S-2	L	75	25-65	.385	.400	.367	9-28	.321	16-19	.842	16-20-36	21	14	11	1	6	
3-18-05	Oakland (1/16)	E-1	W	96	37-58	.638	.733	.536	12-19	.632	10-19	.526	15-24-39	13	27	15	3	9	
3-20-05	Iowa State (1/8)	E-2	W	92	31-65	.477	.432	.536	8-25	.320	22-37	.595	15-36-50	18	20	13	4	14	
3-25-05	Villanova (1/5)	E-sf	W	67	20-48	.417	.379	.474	8-19	.421	19-24	.792	12-30-42	24	11	17	3	3	
3-27-05	Wisconsin (1/6)	E-f	W	88	34-64	.531	.594	.469	5-16	.313	15-18	.833	12-21-33	15	19	9	5	5	
4-2-05	Michigan State (1/5)	FF-sf	W	87	35-71	.493	.417	.571	6-20	.300	11-17	.647	13-38-51	17	18	13	6	5	
4-4-05	Illinois (1/1)	FF-nc	W	75	27-52	.519	.552	.478	9-16	.563	12-19	.632	8-26-34	13	12	10	2	4	
3-17-06	Murray State (3/14)	E-1	W	69	22-48	.458	.391	.520	5-18	.278	20-25	.800	12-25-37	12	15	17	3	10	
3-19-06	George Mason (3/11)	E-2	L	60	23-64	.359	.343	.379	10-30	.333	4-4	1.000	13-27-40	15	16	13	10	3	
3-15-07	Eastern Kentucky (1/16)	E-1	W	86	37-57	.649	.667	.630	6-13	.462	6-11	.545	11-27-38	8	24	22	6	7	
3-17-07	Michigan State (1/9)	E-2	W	81	25-52	.481	.469	.500	6-16	.375	25-34	.735	14-26-40	17	12	10	3	6	
3-23-07	Southern California (1/5)	E-sf	W	74	30-77	.390	.375	.405	2-14	.143	12-17	.706	20-26-46	14	11	9	4	6	
3-25-07	Georgetown (1/2)	E-f	L (OT)	84	25-71	.352	.484	.333	5-20	.250	29-34	.853	21-22-43	19	15	9	4	5	
3-21-08	Mount St. Mary's (1/16)	E-1	W	113	43-71	.606	.579	.636	7-16	.438	20-25	.800	18-30-48	16	25	9	4	11	
3-23-08	Arkansas (1/9)	E-2	W	108	44-65	.677	.613	.735	8-16	.500	12-17	.706	11-21-32	18	28	7	5	3	
3-27-08	Washington State (1/4)	E-sf	W	68	25-58	.431	.481	.387	5-15	.333	13-19	.684	14-32-46	16	11	13	5	5	
3-29-08	Louisville (1/3)	E-f	W	83	31-58	.534	.581	.481	13-27	.273	18-21	.857	15-18-33	17	16	14	0	9	
4-5-08	Kansas (1/1)	FF-sf	L	66	24-67	.358	.290	.417	5-24	.208	13-15	.867	13-20-33	14	7	18	3	7	
3-19-09	Radford (1/16)	S-1	W	101	38-84	.452	.500	.405	5-14	.357	20-24	.833	20-39-59	13	17	12	8	11	
3-21-09	LSU (1/8)	S-2	W	84	32-59	.542	.516	.571	6-13	.462	14-18	.778	11-21-32	9	13	10	5	11	
3-27-09	Gonzaga (1/4)	S-sf	W	98	36-68	.529	.594	.472	11-19	.579	15-27	.556	11-31-42	17	23	9	4	8	
3-29-09	Oklahoma (1/2)	S-f	W	72	26-51	.510	.433	.619	5-14	.357	15-16	.938	6-21-27	19	13</				

DATE	OPPONENT	RD	UNC W/L	PTS	FG	FG%	1st FG%	2nd FG%	3FG	3FG%	FT	FT%	O-D-REB	PF	A	TO	B	ST
3-21-14	Providence (6/11)	E-1	W	79	33-71	.465	.447	.485	4-15	.267	9-13	.692	21-19-40	19	15	9	4	7
3-23-14	Iowa State (6/3)	E-2	L	83	33-70	.471	.400	.543	8-20	.400	9-15	.600	12-26-38	21	10	12	4	8
3-19-15	Harvard (4/13)	W-1	W	67	27-49	.551	.560	.542	5-7	.714	8-13	.615	12-23-35	18	14	17	2	2
3-21-15	Arkansas (4/5)	W-2	W	87	27-60	.450	.400	.550	4-10	.400	29-37	.784	17-25-42	25	14	16	3	13
3-26-15	Wisconsin (4/1)	W-sf	L	72	26-56	.464	.500	.429	8-13	.615	12-18	.667	9-19-28	20	12	4	1	3
3-17-16	Florida Gulf Coast (1/16)	E-1	W	83	31-73	.425	.412	.436	7-21	.333	14-19	.737	18-23-41	19	13	7	10	8
3-19-16	Providence (1/9)	E-2	W	85	31-59	.525	.452	.607	4-14	.286	19-21	.905	13-29-42	19	12	15	4	5
3-25-16	Indiana (1/5)	E-sf	W	101	32-62	.516	.621	.424	11-20	.550	26-33	.788	15-22-37	22	20	9	5	7
3-27-16	Notre Dame (1/6)	E-f	W	88	32-52	.615	.640	.593	4-13	.308	20-24	.833	13-19-32	17	17	6	1	4
4-2-16	Syracuse (1/10)	FF-sf	W	83	35-65	.538	.486	.600	4-17	.235	9-11	.818	16-27-43	12	18	12	5	6
4-4-16	Villanova (1/2)	FF-f	L	74	27-63	.429	.536	.343	11-17	.647	9-13	.692	16-20-36	20	16	11	3	5
3-17-17	Texas Southern (1/16)	S-1	W	103	38-75	.507	.462	.556	8-22	.364	19-26	.731	20-34-54	13	18	10	4	6
3-19-17	Arkansas (1/8)	S-2	W	72	24-63	.381	.333	.458	5-17	.294	19-25	.760	18-27-45	10	15	17	4	13
3-24-17	Butler (1/4)	S-sf	W	92	31-57	.544	.529	.565	9-24	.375	21-33	.636	10-28-38	21	22	10	1	7
3-26-17	Kentucky (1/2)	S-f	W	75	27-58	.466	.500	.429	3-15	.200	18-26	.692	13-31-44	18	17	16	9	7
4-1-17	Oregon (1/3)	FF-sf	W	77	25-68	.368	.400	.333	8-21	.381	19-27	.704	17-26-43	22	16	11	3	7
4-3-17	Gonzaga (1/1)	FF-f	W	71	26-73	.356	.306	.405	4-27	.148	15-26	.577	15-31-46	22	15	4	8	7
3-16-18	Lipscomb (2/15)	W-1	W	84	31-60	.517	.548	.483	9-22	.409	13-18	.722	10-37-47	17	19	18	2	8
3-18-18	Texas A&M (2/7)	W-2	L	65	26-78	.333	.333	.333	6-31	.194	7-7	1.000	9-27-36	20	17	6	0	7
3-22-19	Iona (1/16)	MW-1	W	88	35-75	.467	.325	.629	7-22	.318	11-15	.733	20-32-52	16	16	12	0	3
3-24-19	Washington (1/9)	MW-2	W	81	32-63	.508	.516	.500	9-21	.429	8-10	.800	15-33-48	13	18	15	1	5
3-29-19	Auburn (1/5)	MW-sf	L	80	28-65	.431	.438	.424	7-28	.250	17-22	.773	14-26-40	16	16	14	2	7
3-19-21	Wisconsin (8/9)	MW-1	L	62	25-65	.385	.310	.444	5-13	.385	7-10	.700	12-22-34	14	10	10	5	2

Head Coach: Hubert Davis (NCAA Tournament Record at UNC- 5-1)

3-17-22	Marquette (8/9)	E-1	W	95	34-74	.459	.390	.545	13-35	.371	14-17	.824	15-37-52	11	29	10	4	4
3-19-22	Baylor (8/1)	E-2	W (OT)	93	28-57	.491	.500	.478	11-25	.440	26-37	.703	10-37-47	26	22	21	5	7
3-25-22	UCLA (8/4)	E-sf	W	73	27-66	.409	.353	.469	10-31	.323	9-12	.750	15-28-43	9	11	8	1	2
3-27-22	Saint Peter's (8/15)	E-f	W	69	25-61	.410	.417	.400	6-22	.273	13-21	.619	14-35-49	12	15	8	5	6
4-2-22	Duke (8/2)	FF-sf	W	81	27-64	.422	.353	.500	10-26	.385	17-24	.708	17-33-50	19	7	10	5	2
4-4-22	Kansas (8/1)	FF-f	L	69	23-73	.315	.364	.275	5-23	.217	18-22	.818	24-31-55	13	9	13	6	2



RJ Davis drives to the basket in the 2022 Final Four against Duke. Carolina's 81-77 win over Duke in the national semifinal in the New Orleans Superdome was the first time the Tar Heels and Blue Devils ever played in the NCAA Tournament.



NCAA TOURNAMENT SINGLE-GAME HIGHS/LOWS



MOST POINTS

123 vs. Loyola Marymount, 1988 West 2nd
 113 vs. Mount St. Mary's, 2008 East 1st
 113 vs. Pennsylvania, 1987 East 1st
 112 vs. Rhode Island, 1993 East 2nd
 110 vs. Boston College, 1975 East 3rd Place

FEWEST POINTS

20 vs. Pittsburgh, 1941 East Semifinal
 40 vs. Oklahoma A&M, 1946 NCAA Final
 44 vs. Villanova, 1985 Southeast Final
 50 vs. Indiana, 1981 NCAA Final
 52 vs. Arizona, 1988 West Final
 52 vs. James Madison, 1982 East 2nd

MOST POINTS IN A HALF

65 vs. Loyola Marymount (1st), 1988 West 2nd
 62 vs. Rhode Island (2nd), 1993 East 2nd
 60 vs. Mount St. Mary's (1st), 2008 East 1st
 60 vs. Michigan (1st), 1987 East 1st
 59 vs. Oakland (1st), 2005 East 1st

FEWEST POINTS IN A HALF

8 vs. Pittsburgh (2nd half), 1941 East Semifinal
 12 vs. Pittsburgh (1st half), 1941 East Semifinal
 17 vs. Kansas (2nd), 1957 NCAA Final (3 OT)
 17 vs. Oklahoma A&M (1st), 1946 NCAA Final
 19 vs. Ohio State (1st), 1946 East Final (OT)

LARGEST WINNING MARGIN

45 vs. Rhode Island (112-67), 1993 East 2nd
 43 vs. Radford (101-58), 2009 South 1st
 39 vs. Texas Southern (103-64), 2017 South 1st
 39 vs. Mount St. Mary's (113-74), 2008 East 1st
 36 vs. Navy (88-52), 1998 East 1st

LARGEST MARGIN IN A LOSS

27 vs. Purdue (65-92), 1969 NCAA Semifinal
 23 vs. Wisconsin (62-85), 2021 Midwest 1st
 23 vs. Arkansas (73-96), 1990 Midwest Semifinal
 23 vs. UCLA (55-78), 1968 NCAA Final
 22 vs. Houston (62-84), 1967 NCAA 3rd Place

MOST POINTS, BOTH TEAMS COMBINED

220 – UNC 123, Loyola Marymount 97, 1988 West 2nd
 206 – UNC 109, Michigan 97, 1987 East 2nd
 200 – UNC 110, Boston College 90, 1975 East 3rd Place
 196 – UNC 105, Louisville 91, 1972 NCAA 3rd Place
 195 – UNC 113, Penn 82, 1987 East 1st

FEWEST POINTS, BOTH TEAMS COMBINED

46 – Pittsburgh 26, UNC 20, 1941 East Semifinal
 83 – Oklahoma A&M 43, UNC 40, 1946 NCAA Final
 100 – Villanova 56, UNC 44, 1985 Southeast Final
 102 – UNC 52, James Madison 50, 1982 East 2nd
 106 – UNC 57, NYU 49, 1946 East Semifinal

MOST FIELD GOALS

49 vs. Loyola Marymount, 1988 West 2nd
 44 vs. Arkansas, 2008 East 2nd
 44 vs. Boston College, 1975 East 3rd Place
 43 vs. Mount St. Mary's, 2008 East 1st
 42 vs. Rhode Island, 1993 East 2nd

FEWEST FIELD GOALS

13 vs. Oklahoma A&M, 1946 NCAA Final
 17 vs. Syracuse, 1957 East Final
 20 vs. Villanova, 2005 East Semifinal
 20 vs. Arizona, 1988 West Final
 20 vs. Villanova, 1985 Southeast Final
 20 vs. James Madison, 1982 East 2nd
 20 vs. Indiana, 1981 NCAA Final

MOST FIELD GOALS ATTEMPTED

91 vs. Ohio State, 1946 East Final (OT)
 88 vs. Michigan State, 1957 NCAA Semifinal (3 OT)
 85 vs. Houston, 1967 NCAA 3rd Place
 84 vs. Radford, 2009 South 1st
 78 vs. Texas A&M, 2018 West 2nd

FEWEST FIELD GOALS ATTEMPTED

38 vs. James Madison, 1983 East 2nd
 38 vs. James Madison, 1982 East 2nd
 38 vs. Kentucky, 1977 East Final
 43 vs. Alabama, 1982 East Semifinal
 43 vs. Utah, 1981 West Semifinal

HIGHEST FIELD GOAL PERCENTAGE

.790 vs. Loyola Marymount (49x62), 1988 West 2nd
 .677 vs. Arkansas (44x65), 2008 East 2nd
 .658 vs. James Madison (25x38), 1983 East 2nd
 .654 vs. Notre Dame (34x52), 1987 East Semifinal
 .653 vs. Syracuse (32x49), 1975 East Semifinal

LOWEST FIELD GOAL PERCENTAGE

.253 vs. Ohio State (23x91), 1946 East Final (OT)
 .282 vs. Houston (24x85), 1967 NCAA 3rd Place
 .301 vs. Kansas (22x73), 2013 South 2nd
 .311 vs. Arizona (23x74), 1997 NCAA Semifinal
 .315 vs. Kansas (23x73), 2022 NCAA Final

HIGHEST FIELD GOAL PERCENTAGE IN A HALF (70 percent or higher)

.800 vs. Loyola Marymount, 2nd half (24x30),
 1988 West 2nd
 .781 vs. Loyola Marymount, 1st half (25x32),
 1988 West 1st
 .765 vs. Houston, 2nd half (13x17),
 1982 NCAA Semifinal
 .750 vs. Villanova, 2nd half (15x20), 1982 East Final
 .735 vs. Arkansas, 2nd half (25x34), 2008 East 2nd
 .733 vs. Oakland, 1st half (22x30), 2005 East 1st
 .722 vs. James Madison, 2nd half (13x18),
 1983 East 2nd
 .720 vs. Notre Dame, 2nd half, 1987 East Semifinal
 .706 vs. Utah, 2nd half, 1981 West Semifinal
 .700 vs. UNLV, 2nd half, 1977 NCAA Semifinal

LOWEST FIELD GOAL PERCENTAGE IN A HALF

.226 vs. Kansas, 2nd half (7x31), 2012 Midwest Final
 .244 vs. Houston, 1st half (10x41), 1967 NCAA 3rd Place
 .250 vs. Arkansas, 2nd half (6x24), 1995 NCAA Semifinal
 .262 vs. Kansas, 1st half (11x42), 2013 South 2nd
 .275 vs. Kansas, 2nd half (11x40), 2022 NCAA Final

MOST THREE-POINT FIELD GOALS MADE

13 vs. Marquette, 2022 East 1st
 12 vs. Oakland, 2005 Syracuse 1st
 11 vs. Baylor, 2022 East 2nd (OT)
 11 vs. Villanova, 2016 NCAA Final
 11 vs. Indiana, 2016 East Semifinal
 11 vs. Villanova, 2013 South 2nd
 11 vs. Villanova, 2009 NCAA Semifinal
 11 vs. Gonzaga, 2009 South Semifinal

FEWEST THREE-POINT FIELD GOALS MADE

0 vs. Alabama, 1992 Southeast 2nd (0 for 6)
 1 vs. Liberty, 1994 East 1st
 1 vs. Ohio State, 1992 Southeast Semifinal
 1 vs. Notre Dame, 1987 East Semifinal
 2 vs. Kansas, 2012 Midwest Final
 2 vs. Southern California, 2007 East Semifinal
 2 vs. Tulsa, 2000 South Final
 2 vs. Michigan State, 1998 East Semifinal
 2 vs. Miami (Ohio), 1992 Southeast 1st

MOST THREE-POINT FIELD GOAL ATTEMPTS

35 vs. Marquette, 2022 East 1st
 31 vs. UCLA, 2022 East Semifinal
 31 vs. Texas A&M, 2018 West 2nd
 30 vs. George Mason, 2006 East 2nd
 28 vs. Auburn, 2019 Midwest Semifinal
 28 vs. Texas, 2004 South 2nd
 28 vs. Arkansas, 1995 NCAA Semifinal

FEWEST THREE-POINT FIELD GOAL ATTEMPTS

6 vs. Liberty, 1994 East 1st
 6 vs. Alabama, 1992 Southeast 2nd
 6 vs. SW Missouri State, 1990 Midwest 1st
 7 vs. Harvard, 2015 West 1st
 7 vs. Stanford, 2000 South 2nd
 7 vs. Kansas, 1993 NCAA Semifinal
 7 vs. Northeastern, 1991 East 1st
 7 vs. Notre Dame, 1987 East Semifinal

HIGHEST THREE-POINT FG PERCENTAGE (min. 10 made)

.647 vs. Villanova (11x17), 2016 NCAA Final
 .632 vs. Oakland (12x19), 2005 East 1st
 .588 vs. Michigan (10x17), 1987 East 2nd
 .579 vs. Gonzaga (11x19), 2009 South Semifinal
 .550 vs. Indiana (11x20), 2016 East Semifinal

HIGHEST THREE-POINT FG PERCENTAGE (min. 7 attempts)

.714 vs. Harvard (5x7), 2015 West 1st
 .714 vs. Kansas (5x7), 1993 NCAA Semifinal
 .700 vs. Oklahoma (7x10), 1990 Midwest 2nd
 .667 vs. Eastern Michigan (6x9), 1991 East Semifinal
 .667 vs. Loyola Marymount (6x9), 1988 West 2nd

LOWEST THREE-POINT FG PERCENTAGE (min. 10 attempts)

.118 vs. Kansas (2x17), 2012 Midwest Final
 .130 vs. Utah (3x23), 1998 NCAA Semifinal
 .143 vs. Southern California (2x14), 2007 East Semifinal
 .148 vs. Gonzaga (4x27), 2017 NCAA Final
 .167 vs. Tulsa (2x12), 2000 South Final
 .167 vs. Kansas (3x18), 1991 NCAA Semifinal

MOST FREE THROWS MADE

33 vs. Pennsylvania, 1987 East 1st
 33 vs. Kentucky, 1977 East Final
 33 vs. Louisville, 1972 NCAA 3rd Place
 33 vs. Syracuse, 1957 East Final
 32 vs. Princeton, 1967 East Semifinal

FEWEST FREE THROWS MADE

2 vs. Utah, 1998 NCAA Semifinal
 4 vs. George Mason, 2006 East 2nd
 4 vs. Villanova, 1985 Southeast Final
 4 vs. San Francisco, 1978 West 1st
 5 vs. Syracuse, 1987 East Final
 5 vs. Notre Dame, 1987 East Semifinal

MOST FREE THROWS ATTEMPTED

45 vs. Pennsylvania, 1987 East 1st
 45 vs. Syracuse, 1957 East Final
 44 vs. Louisville, 1972 NCAA 3rd Place
 43 vs. Princeton, 1967 East Semifinal (OT)
 42 vs. Long Island, 2011 East 1st

FEWEST FREE THROWS ATTEMPTED

4 vs. George Mason, 2006 East 2nd
 6 vs. San Francisco, 1978 West 2nd
 7 vs. Texas A&M, 2018 West 2nd
 7 vs. Utah, 1998 NCAA Semifinal
 7 vs. Villanova, 1985 Southeast Final

HIGHEST FREE THROW PERCENTAGE (min. 10 attempts)

.938 vs. Oklahoma (15x16), 2009 South Final
 .917 vs. Kentucky (33x36), 1977 East Final
 .905 vs. Providence (19x21), 2016 East 2nd
 .900 vs. Ohio State (18x20), 1992 Southeast Semifinal
 .895 vs. Notre Dame (17x19), 1977 East Semifinal

LOWEST FREE THROW PERCENTAGE (min. 10 attempts)

.483 vs. Ohio State (14x29), 1946 East Final (OT)
 .522 vs. James Madison (12x23), 1982 East 2nd
 .526 vs. Oakland (10x19), 2005 East 1st
 .529 vs. SW Missouri State (9x17), 1990 Midwest 1st
 .529 vs. UCLA (11x19), 1968 NCAA Final

LOWEST FREE THROW PERCENTAGE (min. 30 attempts)

.595 vs. Villanova (22x37), 2009 NCAA Semifinal
 .595 vs. Iowa State (22x37), 1995 Southeast 2nd

MOST REBOUNDS

64 vs. Princeton, 1967 East Semifinal (OT)
63 vs. Ohio, 2012 Midwest Semifinal (OT)
59 vs. Radford, 2009 South 1st
57 vs. Navy, 1998 East 1st
56 vs. Loyola Marymount, 1988 West 2nd

FEWEST REBOUNDS

20 vs. James Madison, 1982 East 2nd
21 vs. Notre Dame, 1987 East Semifinal
25 vs. Alabama, 1982 East Semifinal
26 vs. Ohio State, 1983 East Semifinal
26 vs. Houston, 1982 NCAA Semifinal
26 vs. Kentucky, 1977 East Semifinal
26 vs. New Mexico State, 1975 East 1st

LARGEST REBOUND MARGIN

33 vs. Ohio (63-30), 2012 Midwest Semifinal (OT)
27 vs. Texas Southern (54-27), 2017 South 1st
26 vs. Iona (52-26), 2019 Midwest 1st
26 vs. Mount St. Mary's (48-22), 2008 East 1st
25 vs. Missouri (55-30), 2000 South 1st

MOST PERSONAL FOULS

36 vs. Texas A&M, 1980 Midwest 2nd (2 OT)
27 vs. Kansas, 1991 NCAA Semifinal
27 vs. Indiana, 1984 East Semifinal
27 vs. Florida State, 1972 NCAA Semifinal
26 vs. Baylor, 2022 East 2nd (OT)
26 vs. Louisville, 1986 West Semifinal
26 vs. Georgia, 1983 East Final

FEWEST PERSONAL FOULS

8 vs. Creighton, 2012 Midwest 2nd
9 vs. UCLA, 2022 East Semifinal
9 vs. Washington, 2011 East 2nd
10 vs. Arkansas, 2017 South 1st
10 vs. Vermont, 2012 Midwest 1st
11 vs. Marquette, 2022 East 1st

MOST ASSISTS

36 vs. Loyola Marymount, 1988 West 2nd
36 vs. Boston College, 1975 East 3rd Place
30 vs. Penn, 1987 East 1st
29 vs. Marquette, 2022 East 1st
28 vs. Arkansas, 2008 East 2nd
28 vs. Rhode Island, 1993 East 2nd

FEWEST ASSISTS

4 vs. Texas A&M, 1980 Midwest 2nd (2 OT)
7 vs. Duke, 2022 NCAA Semifinal
7 vs. Kansas, 2008 NCAA Semifinal
7 vs. Dayton, 1967 NCAA Semifinal
8 vs. Boston College, 1994 East 2nd

MOST TURNOVERS

36 vs. Drake, 1969 NCAA 3rd Place
30 vs. Louisville, 1972 NCAA 3rd Place
27 vs. UNLV, 1977 NCAA Semifinal
26 vs. Loyola Marymount, 1988 West 2nd
26 vs. Florida State, 1972 NCAA Semifinal
26 vs. Purdue, 1969 NCAA Semifinal

FEWEST TURNOVERS

2 vs. Fairfield, 1997 East 2nd
4 vs. Gonzaga, 2017 NCAA Final
4 vs. Wisconsin, 2015 West Semifinal
6 vs. Texas A&M, 2018 West 2nd
6 vs. Notre Dame, 2016 East Final

MOST BLOCKED SHOTS

11 vs. Georgetown, 1995 Southeast Semifinal
10 vs. Florida Gulf Coast, 2016 East 1st
10 vs. Long Island, 2011 East 1st
10 vs. George Mason, 2006 East 2nd
10 vs. Middle Tennessee State, 1985 Southeast 1st
10 vs. Temple, 1984 East 2nd

FEWEST BLOCKED SHOTS

0 seven times (last: vs. Iona, 2019 Midwest 1st)

MOST STEALS

16 vs. Alabama, 1976 Mideast 1st
15 vs. Kansas, 2013 South 2nd
15 vs. New Mexico State, 1975 East 1st
14 vs. Vermont, 2012 Midwest 1st
14 vs. Iowa State, 1995 Southeast 2nd

FEWEST STEALS

1 vs. Michigan State, 1998 East Semifinal
1 vs. Loyola Marymount, 1988 West 2nd

MOST OVERTIMES PLAYED

3 vs. Kansas, 1957 NCAA Final (UNC won, 54-53)
3 vs. Michigan State, 1957 NCAA Semifinal (UNC won, 74-70)
2 vs. Texas A&M, 1980 Midwest 2nd (Texas A&M won, 61-78)

LARGEST HALFTIME LEAD

29 vs. Rhode Island, 1993 East 2nd (UNC led 50-21, won 112-67)
28 vs. Marquette, 2022 East 1st (UNC led 53-25, won 95-63)
26 vs. Oakland, 2005 East 1st (UNC led 59-33, won 96-68)
25 vs. Texas Southern, 2017 South 1st (UNC 52, TSU 27, won 103-64)
25 vs. Marquette, 2011 East Semifinal (UNC led 40-15, won 81-63)
25 vs. Arkansas, 2008 East 2nd (UNC led 51-26, won 108-77)
25 vs. Loyola Marymount, 1988 West 2nd (UNC led 65-40, won, 123-97)

LARGEST HALFTIME DEFICIT

19 vs. Houston, 1967 NCAA 3rd Place (UNC trailed 23-42, lost 62-84)
17 vs. Kansas, 2008 NCAA Semifinal (UNC trailed 27-44, lost 66-84)
16 vs. Wisconsin, 2021 Midwest 1st (UNC trailed 24-40, lost 62-85)
14 vs. Texas A&M, 2018 West 2nd (UNC trailed 28-42, lost 65-86)
13 vs. Utah, 1998 NCAA Semifinal (UNC trailed 22-35, lost 59-65)
13 vs. Florida State, 1972 NCAA 3rd Place (UNC trailed 32-45, lost 75-79)

LARGEST HALFTIME DEFICIT IN A CAROLINA WIN

10 vs. Notre Dame, 1977 East Semifinal (ND led 30-40, UNC won 79-77)
9 vs. Southern California, 2007 East Semifinal (USC led 33-42, UNC won 74-64)
8 vs. UCLA, 1989 Southeast Semifinal (UCLA led 44-52, UNC won 88-81)
7 vs. Fairfield, 1997 East 1st (Fairfield led 28-35, UNC won 82-74)
6 vs. Davidson, 1968 East Final (Davidson led 28-34, UNC won 70-66)

LARGEST HALFTIME LEAD IN A CAROLINA LOSS

15 vs. Kansas, 2022 NCAA Final (UNC led 40-25, Kansas won 69-72)
9 vs. Kansas, 2013 South 3rd (UNC led 30-21, Kansas won 58-70)
7 vs. George Mason, 2006 East 2nd (UNC led 27-20, GMU won 60-65)
6 vs. Georgetown, 2007 East Final (UNC led 50-44, Georgetown won 84-96)
5 vs. Villanova, 2016 NCAA Final (UNC led 39-34, Villanova won 74-77)
5 vs. Ohio State, 1992 Southeast Semifinal (UNC led 37-32, OSU won 73-80)
5 vs. Villanova, 1985 Southeast Final (UNC led 22-17, Villanova won 44-56)

TAR HEEL PLAYER SINGLE-GAME BESTS

POINTS (30 or more)

39 – Al Wood vs. Virginia, 1981 NCAA Semifinal
39 – Lennie Rosenbluth vs. Canisius, 1957 East Semifinal
36 – Mitch Kupchak vs. Boston College, 1975 East 3rd Place
35 – Charlie Scott vs. Drake, 1969 NCAA 3rd Place
33 – Tyler Hansbrough vs. Michigan State, 2007 East 2nd
32 – Tyler Zeller vs. Long Island, 2011 East 1st
32 – Shammond Williams vs. UNC Charlotte, 1998 East 2nd (OT)
32 – Charlie Scott vs. Davidson, 1969 East Final
31 – J.R. Reid vs. Notre Dame, 1987 East Semifinal
31 – Mike O’Koren vs. UNLV, 1977 NCAA Semifinal
31 – Bobby Lewis vs. Boston College, 1967 East Final
31 – Lennie Rosenbluth vs. Michigan State, 1957 NCAA Semifinal (3 OT)
31 – George Glamack vs. Dartmouth, 1941 East Consolation
30 – Caleb Love vs. UCLA, 2022 East Semifinal
30 – RJ Davis vs. Baylor, 2022 East 2nd (OT)
30 – Robert McAdoo vs. Louisville, 1972 NCAA 3rd Place

FIELD GOALS MADE

16 – Charlie Scott vs. Drake, 1969 NCAA 3rd Place (16x26)
15 – J.R. Reid vs. Notre Dame, 1987 East Semifinal (15x18)
15 – Lennie Rosenbluth vs. Canisius, 1957 East 1st (15x30)
14 – Al Wood vs. Virginia, 1981 NCAA Semifinal (14x19)
14 – Mike O’Koren vs. UNLV, 1977 NCAA Semifinal (14x19)
14 – Mitch Kupchak vs. Boston College, 1975 East 3rd Place (14x18)
14 – Charlie Scott vs. Davidson, 1969 East Final (14x21)

FIELD GOALS ATTEMPTED

43 – Lennie Rosenbluth vs. Michigan State, 1957 NCAA Semifinal (12x43) (3 OT)
30 – Lennie Rosenbluth vs. Canisius, 1957 East 1st
26 – Charlie Scott vs. Drake, 1969 NCAA 3rd Place
24 – Caleb Love vs. Kansas, 2022 NCAA Final
24 – Caleb Love vs. UCLA, 2022 East Semifinal

HIGHEST FIELD GOAL PERCENTAGE (Min. 10 att.)

.909 – Sean May vs. Illinois, 2005 NCAA Final (10x11)
.857 – Brad Daugherty vs. Utah, 1986 West 1st (12x14)
.846 – Kennedy Meeks vs. Oregon, 2017 NCAA Semifinal (11x13)
.846 – Eric Montross vs. Miami (Ohio), 1992 Southeast 1st, (11x13)
.846 – Kevin Madden vs. Southern, 1989 Southeast 1st (11x13)
.833 – J.R. Reid vs. Notre Dame, 1987 East Semifinal (15x18)
.833 – Brad Hoffman vs. Syracuse, 1975 East Semifinal (10x12)
.818 – Tyler Hansbrough vs. Eastern Kentucky, 2007 East 1st (9x11)
.818 – Sam Perkins vs. Houston, 1982 NCAA Semifinal (9x11)
.818 – Mitch Kupchak vs. New Mexico State, 1975 East 1st (9x11)

THREE-POINT FIELD GOALS MADE

6 – Caleb Love vs. UCLA, 2022 East Semifinal (6x13)
6 – Caleb Love vs. Marquette, 2022 East 1st (6x13)
6 – Marcus Paige vs. Indiana, 2016 East Semifinal (6x9)
6 – Shammond Williams vs. UNC Charlotte, 1998 East 2nd (6x9) (OT)
5 – RJ Davis vs. Baylor, 2022 East 2nd (OT) (5x10)
5 – Brady Manek vs. Marquette, 2022 East 1st (5x10)
5 – Justin Jackson vs. Texas Southern, 2017 South 1st (5x8)
5 – P.J. Hairston vs. Villanova, 2013 South 1st (5x8)
5 – Reggie Bullock vs. Ohio, 2012 Midwest Semifinal (5x10) (OT)
5 – Wayne Ellington vs. Villanova, 2009 NCAA Semifinal (5x7)
5 – Rashad McCants vs. Texas, 2004 South 2nd (5x12)



RJ DAVIS became the first Tar Heel to have **10 or more assists (12 vs. Marquette)** and **30 or more points (30 vs. Baylor)** in consecutive NCAA Tournament games.

- 5 – Ademola Okulaja vs. Weber State, 1999 West 1st (5x12)
- 5 – Jeff McInnis vs. New Orleans, 1996 East 1st (5x9)
- 5 – Donald Williams vs. Arkansas, 1995 NCAA Semifinal (5x12)
- 5 – Donald Williams vs. Michigan, 1993 NCAA Final (5x7)
- 5 – Donald Williams vs. Kansas, 1993 NCAA Semifinal (5x7)
- 5 – Hubert Davis vs. Eastern Michigan, 1991 East Semifinal (5x5)
- 5 – Rick Fox vs. Oklahoma, 1990 Midwest 2nd (5x7)
- 5 – Jeff Lebo vs. Michigan, 1989 Southeast 2nd (5x9)
- 5 – Kenny Smith vs. Michigan, 1987 East 2nd (5x8)

THREE-POINT FIELD GOALS ATTEMPTED

- 13 – Caleb Love vs. UCLA, 2022 East Semifinal
- 13 – Caleb Love vs. Marquette, 2022 East 1st
- 13 – Joel Berry II vs. Gonzaga, 2017 NCAA Final
- 12 – Rashad McCants vs. Texas, 2004 South 2nd
- 12 – Ademola Okulaja vs. Weber State, 1999 West 1st
- 12 – Donald Williams vs. Arkansas, 1995 NCAA Semifinal

HIGHEST THREE-POINT PERCENTAGE (Min. 5 Made)

- 1.000 – Hubert Davis vs. Eastern Michigan, 1991 East Semifinal (5x5)
- .714 – Wayne Ellington vs. Villanova, 2009 NCAA Semifinal (5x7)
- .714 – Donald Williams vs. Michigan, 1993 NCAA Final (5x7)
- .714 – Donald Williams vs. Kansas, 1993 NCAA Semifinal (5x7)
- .714 – Rick Fox vs. Oklahoma, 1990 Midwest 2nd (5x7)

FREE THROWS MADE

- 15 – Ty Lawson vs. Michigan State, 2009 NCAA Final (15x18)
- 14 – Tyler Zeller vs. Long Island, 2011 East 1st (14x19)
- 14 – Tyler Hansbrough vs. Georgetown, 2007 East Final (14x16) (OT)
- 14 – Tommy Kearns vs. Syracuse, 1957 East Final (14x19)
- 13 – Tyler Hansbrough vs. Michigan State, 2007 East 2nd (13x17)
- 13 – John Kuester vs. Kentucky, 1977 East Final (13x14)

FREE THROW ATTEMPTS

- 19 – Tyler Zeller vs. Long Island, 2011 East 1st
- 19 – Tommy Kearns vs. Syracuse, 1957 East Final
- 18 – Ty Lawson vs. Michigan State, 2009 NCAA Final
- 17 – Ty Lawson vs. Villanova, 2009 NCAA Semifinal
- 17 – Tyler Hansbrough vs. Michigan State, 2007 East 2nd

HIGHEST FREE THROW PERCENTAGE (Min. 10 Made)

- 1.000 – Tyler Hansbrough vs. Radford, 2009 East 1st (12x12)
- 1.000 – Hubert Davis vs. Miami (Ohio), 1992 Southeast 1st (11x11)
- 1.000 – Phil Ford vs. Syracuse, 1975 East Semifinal (10x10)

REBOUNDS

- 22 – Armando Bacot vs. Saint Peter's, 2022 East Final
- 22 – Tyler Zeller vs. Ohio, 2012 Midwest Semifinal (OT)
- 21 – Armando Bacot vs. Duke, 2022 NCAA Semifinal
- 19 – Robert McAdoo vs. Louisville, 1972 NCAA 3rd Place
- 19 – Lennie Rosenbluth vs. Yale, 1957 East 1st
- 18 – Mike O'Koren vs. Texas A&M, 1980 Midwest 2nd (2 OT)
- 18 – Rusty Clark vs. Boston College, 1967 East Semifinal
- 17 – Kennedy Meeks vs. Kentucky, 2017 South Final
- 17 – Sean May vs. Iowa State, 2005 East 2nd
- 17 – Al Wood vs. Kansas State, 1981 West Final
- 17 – Rusty Clark vs. Davidson, 1968 East Final
- 17 – Pete Brennan vs. Michigan State, 1957 NCAA Semifinal (3 OT)

ASSISTS

- 14 – Kendall Marshall vs. Washington, 2011 East 2nd
- 12 – RJ Davis vs. Marquette, 2022 East 1st
- 12 – Kenny Smith vs. Notre Dame, 1987 East Semifinal
- 11 – Theo Pinson vs. Texas A&M, 2018 West 2nd
- 11 – Kendall Marshall vs. Creighton, 2012 Midwest 2nd
- 11 – Jeff McInnis vs. New Orleans, 1996 East 1st
- 11 – Steve Bucknall vs. UCLA, 1989 Southeast 2nd
- 11 – Kenny Smith vs. Pennsylvania, 1987 East 1st
- 10 – Joel Berry II vs. Syracuse, 2016 NCAA Semifinal
- 10 – Kendall Marshall vs. Vermont, 2012 Midwest 1st
- 10 – Kendall Marshall vs. Long Island, 2011 East 1st
- 10 – Ed Cota vs. Stanford, 2000 South 2nd
- 10 – Ed Cota vs. Missouri, 2000 South 1st
- 10 – Ed Cota vs. Weber State, 1999 West 1st
- 10 – Ed Cota vs. Fairfield, 1997 East 1st
- 10 – Steve Bucknall vs. Michigan, 1989 Southeast Semifinal
- 10 – Jimmy Black vs. Villanova, 1982 East Final
- 10 – Phil Ford vs. UNLV, 1977 NCAA Semifinal

TURNOVERS

- 11 – Eddie Fogler vs. Drake, 1969 NCAA 3rd Place
- 9 – Phil Ford vs. UNLV, 1977 NCAA Semifinal
- 9 – Lee Dedmon vs. Drake, 1969 NCAA 3rd Place
- 7 – Ed Cota vs. Tulsa, 2000 South Final
- 7 – Jerry Stackhouse vs. Iowa State, 1995 Southeast 2nd
- 7 – George Lynch vs. Alabama, 1992 Southeast 2nd
- 7 – King Rice vs. Oklahoma, 1990 Midwest 2nd
- 7 – Jimmy Black vs. Pittsburgh, 1981 West 2nd
- 7 – Phil Ford vs. Boston College, 1975 East 3rd Place
- 7 – Phil Ford vs. New Mexico State, 1975 East 1st
- 7 – Dennis Wuycik vs. Louisville, 1972 NCAA 3rd Place
- 7 – Gerald Tuttle vs. Purdue, 1969 NCAA Semifinal
- 7 – Larry Miller vs. UCLA, 1968 NCAA Final
- 7 – Charlie Scott vs. UCLA, 1968 NCAA Final

BLOCKED SHOTS

- 8 – Brice Johnson vs. Florida Gulf Coast, 2016 East 1st
- 6 – John Henson vs. Long Island, 2011 East 1st
- 6 – Rasheed Wallace vs. Georgetown, 1995 Southeast Semifinal
- 6 – Warren Martin vs. Middle Tennessee State, 1985 Southeast 1st
- 5 – John Henson vs. Marquette, 2011 East Semifinal
- 5 – Brandon Wright vs. Eastern Kentucky, 2007 East 1st
- 4 – Brady Manek vs. Kansas, 2022 NCAA Final
- 4 – Kennedy Meeks vs. Kentucky, 2017 South Final
- 4 – Brice Johnson vs. Providence, 2014 East 1st
- 4 – Tyler Zeller vs. Kansas, 2012 Midwest Final
- 4 – Tyler Zeller vs. Ohio, 2012 Midwest Semifinal (OT)
- 4 – John Henson vs. Creighton, 2012 Midwest 2nd
- 4 – Tyler Zeller vs. Vermont, 2012 Midwest 1st
- 4 – Tyler Zeller vs. Kentucky, 2011 East Final
- 4 – John Henson vs. Washington, 2011 East 2nd
- 4 – Ed Davis vs. Radford, 2009 South 1st
- 4 – David Noel vs. George Mason, 2006 East 2nd
- 4 – Brendan Haywood vs. Penn State, 2001 South 2nd
- 4 – Brendan Haywood vs. Tennessee, 2000 South Semifinal
- 4 – Brendan Haywood vs. Stanford, 2000 South 2nd
- 4 – Serge Zwikker vs. Fairfield, 1997 East 1st
- 4 – Rasheed Wallace vs. Arkansas, 1995 NCAA Semifinal
- 4 – Joe Wolf vs. Utah, 1986 West 1st
- 4 – Sam Perkins vs. Temple, 1984 East 2nd
- 4 – Sam Perkins vs. Utah, 1981 West Semifinal

STEALS

- 8 – Ty Lawson vs. Michigan State, 2009 NCAA Final
- 6 – George Lynch vs. Cincinnati, 1993 East Final (OT)
- 5 – Justin Jackson vs. Arkansas, 2017 South 2nd
- 5 – Marcus Paige vs. Arkansas, 2015 West 2nd
- 5 – Marcus Paige vs. Kansas, 2013 South 2nd
- 5 – Dave Hanners vs. Alabama, 1976 Mideast 1st
- 4 – RJ Davis vs. Saint Peter's, 2022 East Final
- 4 – James Michael McAdoo vs. Kansas, 2013 South 2nd
- 4 – James Michael McAdoo vs. Vermont, 2012 Midwest 1st
- 4 – Kendall Marshall vs. Kentucky, 2011 East Final
- 4 – Dexter Strickland vs. Marquette, 2011 East Semifinal
- 4 – Tyler Hansbrough vs. Villanova, 2009 NCAA Semifinal
- 4 – Danny Green vs. Gonzaga, 2009 South Semifinal
- 4 – Tyler Hansbrough vs. Radford, 2009 South 1st
- 4 – Ty Lawson vs. Mount St. Mary's, 2008 East 1st
- 4 – Makhtar Ndiaye vs. Navy, 1998 East 1st
- 4 – Vince Carter vs. Arizona, 1997 NCAA Semifinal
- 4 – George Lynch vs. Miami (Ohio), 1992 Southeast 1st
- 4 – Rick Fox vs. Northeastern, 1991 East 1st
- 4 – Rick Fox vs. Southern, 1989 Southeast 1st
- 4 – Jimmy Black vs. Indiana, 1981 NCAA Final
- 4 – Phil Ford vs. San Francisco, 1978 West 1st
- 4 – John Kuester vs. Alabama, 1976 Mideast 1st

MOST POINTS BY A NON-STARTER

- 27 – Ranzino Smith vs. Loyola Marymount, 1988 West 2nd
- 26 – J.R. Reid vs. Michigan, 1989 Southeast Semifinal

DOUBLE-DOUBLES, POINTS AND REBOUNDS, CAREER

- 8 – Antawn Jamison
- 6 – Armando Bacot, Rusty Clark, Tyler Hansbrough, Sam Perkins
- 5 – Brad Daugherty, John Henson, George Lynch
- 4 – Pete Brennan, Sean May, Larry Miller, Rasheed Wallace
- 3 – Brendan Haywood, Brice Johnson, Luke Maye, Robert McAdoo, Kennedy Meeks, Eric Montross, Mike O'Koren, J.R. Reid, Joe Wolf, Tyler Zeller
- 2 – Bobby Lewis, Brady Manek, Luke Maye, Lennie Rosenbluth, Jerry Stackhouse, Scott Williams, Al Wood
- 1 – Harrison Barnes, Garrison Brooks, Reggie Bullock, Bill Bunting, Jason Capel, Vince Carter, Pete Chilcutt, Bob Cunningham, RJ Davis, Lee Dedmon, Vasco Evtimov, Raymond Felton, Joseph Forte, Danny Green, Mitch Kupchak, Tommy LaGarde, James Michael McAdoo, Ademola Okulaja, Julius Peppers, Theo Pinson, Marvin Williams, James Worthy, Serge Zwikker

DOUBLE-DOUBLES, POINTS AND REBOUNDS, ONE TOURNAMENT

- 6 – Armando Bacot (2022 vs. Marquette, Baylor, UCLA, Saint Peter's, Duke, Kansas) *NCAA record*
- 5 – Antawn Jamison (1998 vs. Navy, UNC Charlotte, Michigan State, Connecticut and Utah)
- 4 – Sean May (2005 vs. Iowa State, Villanova, Wisconsin and Illinois)
- 4 – George Lynch (1993 vs. Arkansas, Cincinnati, Kansas and Michigan)
- 4 – Pete Brennan (1957 vs. Yale, Canisius, Michigan State and Kansas)
- 3 – Brice Johnson (2016 vs. Providence, Indiana and Notre Dame)
- 3 – John Henson (2011 vs. Long Island, Washington and Marquette)
- 3 – Brad Daugherty (1985 vs. Middle Tennessee State, Notre Dame and Villanova)
- 3 – Larry Miller (1967 vs. Princeton, Dayton and Houston)
- 3 – Rusty Clark (1968 vs. St. Bonaventure, Davidson and Ohio State)
- 3 – Robert McAdoo (1972 vs. South Carolina, Florida State and Louisville)

DOUBLE-DOUBLES, POINTS AND ASSISTS, CAREER

- 3 – Kendall Marshall (vs. Washington in 2011, consecutive games vs. Vermont and Creighton in 2012)
- 2 – Steve Bucknall (consecutive games vs. UCLA and Michigan, 1989)
- 1 – Jeff McInnis
- 1 – Ed Cota
- 1 – Kenny Smith
- 1 – Jimmy Black
- 1 – Phil Ford



NCAA TOURNAMENT SINGLE-GAME HIGHS

By Rounds



ROUND OF 64/FIRST ROUND

Points: 32 by Tyler Zeller vs. Long Island, 2011
Field Goals: 12 by Brad Daugherty vs. Utah, 1986
Three-Pointers: 6 by Caleb Love vs. Marquette, 2022
Free Throws: 14 by Tyler Zeller vs. Long Island, 2011
Rebounds: 16 by Harrison Barnes vs. Long Island, 2011
Assists: 12 by RJ Davis vs. Marquette, 2022
Turnovers: 6 by J.R. Reid vs. Southern, 1989; Rice vs. Northeastern, 1991; Derrick Phelps vs. Miami (Ohio), 1992; Reyshawn Terry vs. Eastern Kentucky, 2007
Blocks: 8 by Brice Johnson vs. Florida Gulf Coast, 2016
Steals: 4 by Rick Fox vs. Southern, 1989; Fox vs. Northeastern, 1991; George Lynch vs. Miami (Ohio), 1992; Makhtar Ndiaye vs. Navy, 1998; Ty Lawson vs. Mt. St. Mary's, 2008; Tyler Hansbrough vs. Radford, 2009; James Michael McAdoo vs. Vermont, 2012

UNC Points: 113 vs. Penn, 1987; vs. Mt. St. Mary's, 2008
UNC Field Goal Percentage: .649 vs. Eastern Kentucky, 2007 (37x57)
UNC 3-Point Percentage: .632 vs. Oakland, 2005 (12x19)
UNC Free Throw Percentage: .833 vs. Liberty, 1994 (20x24); Murray State, 1995 (20x24); Princeton, 2001 (15x18); Air Force, 2004 (15x18); Radford, 2009 (20x24)

Opponent Points: 87 by Long Island University, 2011
Opponent Field Goal Percentage: .528 by Providence, 2014 (28x53)
Opponent Three-Point Percentage: .538 by Weber State, 1999 (14x26)
Opponent Free Throw Percentage: .900 by Harvard, 2015 (18x20)

ROUND OF 32/SECOND ROUND

Points: 33 by Tyler Hansbrough vs. Michigan State, 2007
Field Goals: 11 by Lennie Rosenbluth vs. Yale, 1957; Michael Jordan vs. Temple, 1984; Ranzino Smith vs. Loyola-Marymount, 1988; Rashad McCants vs. Texas, 2004
Three-Pointers: 6 by Shammond Williams vs. UNC Charlotte, 1998 (OT)
Free Throws: 13 by Tyler Hansbrough vs. Michigan State, 2007
Rebounds: 19 by Lennie Rosenbluth vs. Yale, 1957
Assists: 14 by Kendall Marshall vs. Washington, 2011
Turnovers: 7 by Phil Ford vs. New Mexico State, 1975; Jimmy Black vs. Pittsburgh, 1981; King Rice vs. Oklahoma, 1990; Jerry Stackhouse vs. Iowa State, 1995
Blocks: 4 by Sam Perkins vs. Temple, 1984; Brendan Haywood vs. Stanford, 2000; Haywood vs. Penn State, 2001; David Noel vs. George Mason, 2006; John Henson vs. Washington, 2011; Henson vs. Creighton, 2012
Steals: 5 by Dave Hanners vs. Alabama, 1976; Marcus Paige vs. Kansas, 2013; Paige vs. Arkansas, 2015; Justin Jackson vs. Arkansas, 2017

UNC Points: 123 vs. Loyola-Marymount, 1988
UNC Field Goal Percentage: .790 vs. Loyola-Marymount, 1988 (49x62)
UNC 3-Point Percentage: .588 vs. Michigan, 1987 (10x17)
UNC Free Throw Percentage: .905 vs. Providence, 2016 (19x21)

Opponent Points: 97 by Michigan, 1987; Loyola-Marymount, 1988
Opponent Field Goal Percentage: .588 by Texas Tech, 1996 (30x51)
Opponent Three-Point Percentage: .526 by Washington, 2011 (10x19)
Opponent Free Throw Percentage: 1.000 by Villanova, 1991 (12x12); Washington, 2011 (7x7)

SWEET 16/REGIONAL SEMIFINAL

Points: 39 by Lennie Rosenbluth vs. Canisius, 1957
Field Goals: 15 by Lennie Rosenbluth vs. Canisius, 1957; J.R. Reid vs. Notre Dame, 1987
Three-Pointers: 6 by Marcus Paige vs. Indiana, 2016; Caleb Love vs. UCLA, 2022
Free Throws: 12 by Dick Grubar vs. Princeton, 1967
Rebounds: 22 by Tyler Zeller vs. Ohio, 2012 (OT)
Assists: 12 by Kenny Smith vs. Notre Dame, 1987
Turnovers: 6 by Raymond Felton vs. Villanova, 2005; Tyler Zeller vs. Ohio, 2012 (OT)
Blocks: 6 by Rasheed Wallace vs. Georgetown, 1995
Steals: 4 by Danny Green vs. Gonzaga, 2009; Dexter Strickland vs. Marquette, 2011

UNC Points: 106 vs. Indiana, 2016
UNC Field Goal Percentage: .654 vs. Notre Dame, 1987 (43x65)
UNC 3-Point Percentage: .579 vs. Gonzaga, 2009 (11x19)
UNC Free Throw Percentage: .900 vs. Ohio State, 1992 (18x20)

Opponent Points: 97 by Auburn, 2019
Opponent Field Goal Percentage: .649 by Indiana, 1984 (24x37)
Opponent Three-Point Percentage: .542 by Michigan, 1989 (13x24)
Opponent Free Throw Percentage: .885 by Indiana, 2016 (23x26)

ELITE EIGHT/REGIONAL FINAL

Points: 32 by Charlie Scott vs. Davidson, 1969
Field Goals: 14 by Charlie Scott vs. Davidson, 1969
Three-Pointers: 4 by Kenny Smith vs. Syracuse, 1987; Shammond Williams vs. Louisville, 1997; Brady Manek vs. Saint Peter's, 2022
Free Throws: 14 by Tommy Kearns vs. Syracuse, 1957; Tyler Hansbrough vs. Georgetown, 2007 (OT)
Rebounds: 22 by Armando Bacot vs. Saint Peter's, 2022
Assists: 10 by Jimmy Black vs. Villanova, 1982
Turnovers: 7 by Ed Cota vs. Tulsa, 2000
Blocks: 4 by Tyler Zeller vs. Kentucky, 2011; Zeller vs. Kansas, 2012; Kennedy Meeks vs. Kentucky, 2017
Steals: 6 by George Lynch vs. Cincinnati, 1993 (OT)

UNC Points: 97 vs. Louisville, 1997
UNC Field Goal Percentage: .615 vs. Notre Dame, 2016 (32x52)
UNC 3-Point Percentage: .500 vs. Louisville, 1997 (6x12)
UNC Free Throw Percentage: .938 vs. Oklahoma, 2009 (15x16)

Opponent Points: 96 by Georgetown, 2007 (OT)
Opponent Field Goal Percentage: .576 by Georgetown, 2007 (38x66) (OT)
Opponent Three-Point Percentage: .571 by Georgetown, 2007 (8x14) (OT)
Opponent Free Throw Percentage: .909 by Davidson, 1968 (20x22)

NATIONAL SEMIFINAL

Points: 39 by Al Wood vs. Virginia, 1981
Field Goals: 14 by Mike O'Koren vs. UNLV, 1977; Al Wood vs. Virginia, 1981
Three-Pointers: 5 by Donald Williams vs. Kansas, 1993; Wayne Ellington vs. Villanova, 2009
Free Throws: 11 by Al Wood vs. Virginia, 1981
Rebounds: 21 by Armando Bacot vs. Duke, 2022
Assists: 10 by Phil Ford vs. UNLV, 1977; Joel Berry II vs. Syracuse, 2016
Turnovers: 9 by Phil Ford vs. UNLV, 1977
Blocks: 4 by Rasheed Wallace vs. Arkansas, 1995
Steals: 4 by Vince Carter vs. Arizona, 1997; Tyler Hansbrough vs. Villanova, 2009

UNC Points: 87 vs. Michigan State, 2005
UNC Field Goal Percentage: .591 vs. Houston, 1982
UNC 3-Point Percentage: .714 vs. Kansas, 1993 (5x7); .500 vs. Villanova, 2009 (11x22)
UNC Free Throw Percentage: .867 vs. Kansas, 2008 (13x15)

Opponent Points: 92 by Purdue, 1969
Opponent Field Goal Percentage: .600 by Florida State, 1972 (25x55)
Opponent Three-Point Percentage: .550 by Kansas, 1993 (11x20)
Opponent Free Throw Percentage: 1.000 by Kansas, 1993 (7x7); .867 by Virginia, 1981 (13x15)

NATIONAL CHAMPIONSHIP

Points: 28 by James Worthy vs. Georgetown, 1982
Field Goals: 13 by James Worthy vs. Georgetown, 1982
Field Goal Percentage: .909 by Sean May (10x11) vs. Illinois, 2005
Three-Pointers: 5 by Donald Williams vs. Michigan, 1993
Free Throws: 15 by Ty Lawson vs. Michigan State, 2009
Rebounds: 15 by Armando Bacot vs. Kansas, 2022
Assists: 7 by Jimmy Black vs. Georgetown, 1982; Raymond Felton vs. Illinois, 2009
Turnovers: 7 by Larry Miller and Charlie Scott vs. UCLA, 1968
Blocks: 2 by George Lynch vs. Michigan, 1993; Isaiah Hicks, Justin Jackson and Kennedy Meeks vs. Gonzaga, 2017
Steals: 8 by Ty Lawson vs. Michigan State, 2009

UNC Points: 89 vs. Michigan State, 2009
UNC Field Goal Percentage: .532 vs. Georgetown, 1982 (25x47)
UNC 3-Point Percentage: .647 vs. Villanova, 2016 (11x17)
UNC Free Throw Percentage: .783 vs. Michigan, 1993 (18x23)

Opponent Points: 78 by UCLA, 1968
Opponent Field Goal Percentage: .583 by Villanova, 2016 (28x48)
Opponent Three-Point Percentage: .571 by Villanova, 2016 (8x14)
Opponent Free Throw Percentage: .920 by Marquette, 1977 (23x25)



NCAA TOURNAMENT CAREER RECORDS



MOST GAMES

- 19 Pat Sullivan (5 in 1991, 3 in 1992, 6 in 1993 and 5 in 1995)
- 17 Joel Berry II (2015-18)
- 17 Theo Pinson (2015-18)
- 17 Nate Britt (2014-17)
- 17 Isaiah Hicks (2014-17)
- 17 Kennedy Meeks (2014-17)
- 17 Danny Green (2006-09)
- 17 Tyler Hansbrough (2006-09)
- 17 Quentin Thomas (2005-08)
- 17 George Lynch (1990-93)
- 17 Henrik Rödl (1990-93)

MOST WINS

- 16 Pat Sullivan (4 in 1991, 2 in 1992, 6 in 1993 and 4 in 1995)
- 14 Joel Berry II (2015-18)
- 14 Theo Pinson (2015-18)
- 14 Nate Britt (2014-17)
- 14 Isaiah Hicks (2014-17)
- 14 Kennedy Meeks (2014-17)
- 14 Danny Green (2006-09)
- 14 Tyler Hansbrough (2006-09)
- 14 Quentin Thomas (2005-08)
- 14 George Lynch (1990-93)

MOST POINTS (top 30)

- 325 Tyler Hansbrough (2006-09)
- 239 Justin Jackson (2015-17)
- 237 Sam Perkins (1981-84)
- 229 Wayne Ellington (2007-09)
- 222 Eric Montross (1991-94)
- 219 Joel Berry II (2015-18)
- 218 Donald Williams (1992-95)
- 217 Ty Lawson (2007-09)
- 208 George Lynch (1990-93)
- 204 Antawn Jamison (1996-98)
- 204 J.R. Reid (1987-89)
- 197 Marcus Paige (2013-16)
- 187 Vince Carter (1996-98)
- 186 Rusty Clark (1967-69)
- 179 Rick Fox (1988-91)
- 174 Tyler Zeller (2009-12)
- 174 Kenny Smith (1984-87)
- 173 Kennedy Meeks (2014-17)
- 172 Shammond Williams (1995-98)
- 170 Brad Daugherty (1983-86)
- 169 Charlie Scott (1968-69)
- 165 Brice Johnson (2013-16)
- 165 Michael Jordan (1982-84)
- 163 Hubert Davis (1989-92)
- 161 Al Wood (1978-81)
- 159 Sean May (2004-05)
- 156 Danny Green (2006-09)
- 155 Jeff Lebo (1986-89)
- 153 James Worthy (1980-82)
- 147 Scott Williams (1987-90)
- 147 Phil Ford (1975-78)



TYLER HANSBROUGH leads Carolina and is fourth in NCAA Tournament all-time scoring behind only Christian Laettner, Elvin Hayes and Danny Manning.

HIGHEST SCORING AVERAGE (min. 10 games)

- 20.4 J.R. Reid, 204 points in 10 games (1987-89)
- 19.1 Tyler Hansbrough, 325 points in 17 games (2006-09)
- 17.0 Antawn Jamison, 204 points in 12 games (1996-98)
- 16.5 Michael Jordan, 165 points in 10 games (1982-84)
- 15.9 Justin Jackson, 239 points in 15 games (2015-17)
- 15.8 Sam Perkins, 237 points in 15 games (1981-84)
- 15.6 Vince Carter, 187 points in 12 games (1996-98)
- 15.5 Ty Lawson, 217 points in 14 games (2007-09)
- 15.5 Rusty Clark, 186 points in 12 games (1967-69)
- 15.3 Wayne Ellington, 229 points in 15 games (2007-09)
- 15.3 James Worthy, 153 points in 10 games (1980-82)

HIGHEST SCORING AVERAGE (min. 5 games)

- 28.4 Lennie Rosenbluth, 142 points in 5 games (1957)
- 21.1 Charlie Scott, 169 points in 8 games (1968-69)
- 20.4 J.R. Reid, 204 points in 10 games (1987-89)
- 20.1 Al Wood, 161 points in 8 games (1978-81)
- 19.9 Sean May, 159 points in 8 games (2004-05)
- 19.1 Tyler Hansbrough, 325 points in 17 games (2006-09)
- 18.8 Brady Manek, 113 points in 6 games (2022)
- 17.6 Caleb Love, 123 points in 7 games (2021-22)
- 17.5 Harrison Barnes, 140 points in 8 games (2011-12)
- 17.5 Larry Miller, 140 points in 8 games (1967-68)

MOST FIELD GOALS

- 110 Tyler Hansbrough (2006-09)
- 88 Wayne Ellington (2007-09)
- 87 Eric Montross (1991-94)
- 86 Sam Perkins (1981-84)
- 85 Justin Jackson (2015-17)
- 84 George Lynch (1990-93)
- 83 Antawn Jamison (1996-98)
- 82 J.R. Reid (1987-89)
- 77 Donald Williams (1992-95)
- 75 Joel Berry II (2015-18)
- 75 Rick Fox (1988-91)

MOST FIELD GOAL ATTEMPTS

- 216 Tyler Hansbrough (2006-09)
- 189 Wayne Ellington (2007-09)
- 188 Joel Berry II (2015-18)
- 185 Justin Jackson (2015-17)
- 179 Antawn Jamison (1996-98)

HIGHEST FIELD GOAL PERCENTAGE (50 or more attempts)

- .680 Brad Daugherty, 70x103 (1983-86)
- .649 Eric Montross, 87x134 (1991-94)
- .627 Kevin Madden, 47x75 (1986, 1988-90)
- .627 Mitch Kupchak, 32x51 (1975-76)
- .617 J.R. Reid, 82x133 (1987-89)
- .606 Sean May, 60x99 (2004-05)
- .569 Tyler Zeller, 62x109 (2009-12)
- .569 Brice Johnson, 62x109 (2013-16)
- .567 Kennedy Meeks, 68x120 (20-14-17)
- .566 Joe Wolf, 56x99 (1984-87)

HIGHEST FIELD GOAL PERCENTAGE (100 or more attempts)


- .680 Brad Daugherty, 70x103 (1983-86)
- .649 Eric Montross, 87x134 (1991-94)
- .617 J.R. Reid, 82x133 (1987-89)
- .569 Tyler Zeller, 62x109 (2009-12)
- .569 Brice Johnson, 62x109 (2013-16)
- .567 Kennedy Meeks, 68x120 (2014-17)
- .564 George Lynch, 84x149 (1990-93)
- .559 Rusty Clark, 71x127 (1967-69)
- .554 Vince Carter, 72x130 (1996-98)
- .548 Sam Perkins, 86x157 (1981-84)

MOST THREE-POINT FIELD GOALS

- 39 Marcus Paige (2013-16)
- 38 Donald Williams (1992-95)
- 29 Justin Jackson (2015-17)
- 28 Wayne Ellington (2007-09)
- 27 Joel Berry II (2015-18)
- 26 Shammond Williams (1995-98)
- 25 Danny Green (2006-09)
- 22 Brady Manek (2022)
- 22 Ty Lawson (2007-09)
- 22 Jeff Lebo (1986-89)

MOST THREE-POINT FIELD GOAL ATTEMPTS

- 96 Joel Berry II (2015-18)
- 90 Donald Williams (1992-95)
- 85 Marcus Paige (2013-16)
- 79 Shammond Williams (1995-98)
- 73 Wayne Ellington (2007-09)



J.R. REID'S scoring average of 20.4 points per game is the highest in NCAA play by a Tar Heel in 10 or more games.



MARCUS PAIGE made a UNC-record 39 three-pointers in NCAA action.

HIGHEST THREE-POINT PERCENTAGE (25 or more attempts)

- .533 Ranzino Smith, 16x30 (1985-88)
- .478 Brady Manek, 22x46 (2022)
- .468 Ty Lawson, 22x47 (2007-09)
- .459 Marcus Paige, 39x85 (2013-16)
- .447 Rashad McCants, 21x47 (2004-05)
- .444 Raymond Felton, 20x45 (2004-05)
- .422 Donald Williams, 38x90 (1992-95)
- .417 Reggie Bullock, 15x36 (2011-13)
- .408 Justin Jackson, 29x71 (2015-17)
- .400 Kenny Smith, 12x30 (1984-87)

MOST FREE THROWS MADE

- 105 Tyler Hansbrough (2006-09)
- 65 Ty Lawson (2007-09)
- 65 Sam Perkins (1981-84)
- 50 Tyler Zeller (2009-2012)
- 49 Matt Doherty (1981-84)
- 48 Eric Montross (1991-94)
- 44 Rusty Clark (1967-69)
- 42 Joel Berry II (2015-18)
- 41 Brice Johnson (2013-16)
- 40 Justin Jackson (2015-17)
- 40 J.R. Reid (1987-89)
- 40 George Lynch (1990-93)

MOST FREE THROW ATTEMPTS

- 138 Tyler Hansbrough (2006-09)
- 86 Sam Perkins (1981-84)
- 82 Ty Lawson (2007-09)
- 68 Eric Montross (1991-94)
- 67 Antawn Jamison (1996-98)

HIGHEST FREE THROW PERCENTAGE (10 or more attempts)

- 1.000 Nate Britt, 15x15 (2014-17)
- 1.000 Ed Stahl, 12x12 (1975)

HIGHEST FREE THROW PERCENTAGE (25 or more attempts)

- .949 Phil Ford, 37x39 (1975-78)
- .935 RJ Davis, 29x31 (2021-22)**
- .907 Hubert Davis, 39x43 (1989-92)
- .867 John Kuester, 26x30 (1975-77)
- .864 Shammond Williams, 38x44 (1995-98)
- .838 Jeff Lebo, 31x37 (1986-89)
- .833 Marcus Paige, 30x36 (2013-16)
- .813 Donald Williams, 26x32 (1992-95)
- .813 Steve Bucknall, 26x32 (1986-89)
- .813 Dick Grubar, 26x32 (1967-68)
- .810 Kenny Smith, 34x42 (1984-87)

HIGHEST FREE THROW PERCENTAGE (50 or more attempts)

- .806 Tyler Zeller, 50x62 (2009-12)
- .804 Brice Johnson, 41x51 (2013-16)
- .793 Ty Lawson, 65x82 (2007-09)
- .790 Matt Doherty, 49x62 (1981-84)
- .761 Tyler Hansbrough, 105x138 (2006-09)
- .756 Sam Perkins, 65x86 (1981-84)
- .755 Justin Jackson, 40x53 (2015-17)
- .750 Sean May, 39x52 (2004-05)
- .745 Jerry Stackhouse, 38x51 (1994-95)
- .724 Joel Berry II, 42x58 (2015-18)

MOST REBOUNDS

- 146 Tyler Hansbrough (2006-09)
- 139 Kennedy Meeks (2014-17)
- 138 George Lynch (1990-94)
- 129 Sam Perkins (1981-84)
- 129 Rusty Clark (1967-79)
- 126 Antawn Jamison (1996-98)
- 111 Eric Montross (1991-94)
- 105 Brad Daugherty (1983-86)
- 103 Armando Bacot (2021-22)**
- 98 Tyler Zeller (2009-12)

HIGHEST REBOUND AVERAGE (min. 10 games)

- 10.8 Rusty Clark, 129 in 12 games (1967-69)
- 10.5 Antawn Jamison, 126 in 12 games (1996-98)
- 8.8 Brad Daugherty, 105 in 12 games (1983-86)
- 8.6 Tyler Hansbrough 146 in 17 games (2006-09)
- 8.6 Sam Perkins, 129 in 15 games (1981-84)
- 8.5 J.R. Reid, 85 in 10 games (1987-89)
- 8.2 Kennedy Meeks, 139 in 17 games (2014-17)
- 8.1 George Lynch, 138 in 17 games (1990-93)
- 7.5 Joe Wolf, 97 in 13 games (1984-87)
- 7.1 Brice Johnson, 92 in 13 games (2013-16)



ARMANDO BACOT averages 14.7 rebounds in seven games, the highest average by a Tar Heel in NCAA Tournament play.

HIGHEST REBOUND AVERAGE (min. 5 games)

- 14.7 Armando Bacot, 103 in 7 games (2021-22)**
- 13.4 Pete Brennan, 67 in 5 games (1957)
- 10.8 Rusty Clark, 129 in 12 games (1967-69)
- 10.5 Antawn Jamison, 126 in 12 games (1996-98)
- 9.9 Sean May, 79 in 8 games (2004-05)
- 9.4 John Henson, 66 in 7 games (2011-12)
- 9.2 Lennie Rosenbluth, 46 in 5 games (1957)
- 9.1 Larry Miller, 73 in 8 games (1967-68)
- 8.8 Brad Daugherty, 105 in 12 games (1983-86)
- 8.6 Mike O'Koren, 69 in 8 games (1977-80)
- 8.6 Sam Perkins, 129 in 15 games (1981-84)

MOST ASSISTS

- 118 Ed Cota (1997-2000)
- 86 Kenny Smith (1984-87)
- 81 Ty Lawson (2007-09)
- 70 King Rice (1988-91)
- 66 Jeff Lebo (1986-89)
- 63 Phil Ford (1975-78)
- 60 Kendall Marshall (2011-12)
- 60 Derrick Phelps (1991-94)
- 59 Jimmy Black (1979-82)
- 58 Joel Berry II (2015-18)

HIGHEST ASSIST AVERAGE (min. 10 games)

- 7.4 Ed Cota, 118 in 16 games (1997-2000)
- 6.6 Kenny Smith, 86 in 13 games (1984-87)
- 6.3 Phil Ford, 63 in 10 games (1975-78)
- 5.8 Ty Lawson, 81 in 14 games (2007-09)
- 4.9 Jimmy Black, 59 in 12 games (1979-82)
- 4.7 King Rice, 70 in 15 games (1988-91)
- 4.7 Jeff Lebo, 66 in 14 games (1986-89)
- 3.8 Derrick Phelps, 60 in 16 games (1991-94)
- 3.4 Joel Berry II, 58 in 17 games (2015-18)
- 3.4 Marcus Paige, 44 in 13 games (2013-16)

HIGHEST ASSIST AVERAGE (min. 5 games)

- 10.0 Kendall Marshall, 60 in 6 games (2011-12)
- 7.4 Ed Cota, 118 in 16 games (1997-2000)
- 6.6 Kenny Smith, 86 in 13 games (1984-87)
- 6.5 Raymond Felton, 52 in 8 games (2004-05)
- 6.3 Phil Ford, 63 in 10 games (1975-78)
- 5.8 Ty Lawson, 81 in 14 games (2007-09)
- 4.9 Jimmy Black, 59 in 12 games (1979-82)
- 4.7 King Rice, 70 in 15 games (1988-91)
- 4.7 Jeff Lebo, 66 in 14 games (1986-89)
- 4.6 RJ Davis, 32 in 7 games (2021-22)**

MOST TURNOVERS

- 52 Ed Cota (1997-2000)
- 45 Kenny Smith (1984-87)
- 43 George Lynch (1990-93)
- 42 Phil Ford (1975-78)
- 39 King Rice (1988-91)
- 39 Tyler Hansbrough (2006-09)

MOST BLOCKS

- 25 Eric Montross (1991-94)
- 24 Brice Johnson (2013-16)
- 24 Brendan Haywood (1998-2001)
- 24 Sam Perkins (1981-84)
- 22 John Henson (2010-2012)
- 22 Tyler Zeller (2009-12)
- 17 Kennedy Meeks (2014-17)
- 17 Kevin Salvadori (1991-94)
- 16 Scott Williams (1987-90)
- 15 Rasheed Wallace (1994-95)

MOST STEALS

- 27 Ty Lawson (2007-09)
- 26 Tyler Hansbrough (2006-09)
- 25 George Lynch (1990-93)
- 24 Marcus Paige (2013-16)
- 24 Derrick Phelps (1991-94)
- 23 Ed Cota (1997-2000)
- 22 Danny Green (2006-09)
- 22 Rick Fox (1988-91)
- 20 Joel Berry II (2015-18)
- 17 James Michael McAdoo (2012-14)



TY LAWSON, shown here in the 2009 national championship game win over Michigan State, set an NCAA finals record that still stands with eight steals, and holds the UNC record for career steals in NCAA play with 27.

years listed in are the years the NCAA Tournament was played



NCAA TOURNAMENT CAREER STATS



Player	Years	GP	MP	FG	FGA	FG%	3FG	3FGA	3FG%	FT	FTA	FT%	O	REB	AVE	PF	A	TO	BLK	ST	PTS	AVE
Anderson, Don	1946	3		8					4	8	.500				5					20	6.7	
Bacot, Armando	1921-22	7	229	36	80	.450	0	0		35	57	.614	40	103	14.7	19	13	13	9	6	107	15.3
Barlow, Jeb	1981-82	5	9	2	3	.667				1	1	1.000		2	0.4	0	0	0	0	0	5	1.0
Barnes, Harrison	2011-12	8	275	52	136	.382	17	56	.304	19	27	.704	17	55	6.9	20	16	22	4	11	140	17.5
Barnes, Octavus	1995	1	0	0	1	.000	0	1	.000	0	0		0	0	0.0	0	0	0	0	0	0	0.0
Bell, Mickey	1975	3	30	1	4	.250				3	5	.600		8	2.7	1	7	3			5	1.7
Berry, Joel	2015-18	17	509	75	188	.399	27	96	.281	42	58	.724	8	48	2.8	33	58	27	1	20	219	12.9
Bersticker, Brian	1998-99, 01	4	18	3	7	.429	0	0		1	1	1.000	2	8	2.0	0	0	3	1	0	7	1.8
Black, Jimmy	1979-82	12	383	26	43	.605				24	34	.706		23	1.9	36	59	36	0	15	76	6.3
Black, Leaky	2019, 21-22	10	255	11	30	.367	2	11	.182	3	4	.750	12	38	3.8	19	25	10	5	7	27	2.7
Bolick, Daniel	2011	2	2	0	0		0	0		0	0		0	1	0.5	0	0	0	0	0	0	0.0
Boone, Adam	2001	2	6	0	0		0	0		0	0		0	1	0.5	0	1	0	0	0	0	0.0
Bostick, Jim	1967	2		1	1	1.000				0	0			1	0.5	0					2	1.0
Braddock, Jim	1980-83	14	162	11	23	.478				8	9	.889		7	0.5	9	23	11	0	4	30	2.1
Bradley, Dudley	1976-79	8	88	12	27	.444				0	0			14	1.8	13	5	7	1	9	24	3.0
Bradley, Tony	2017	6	73	15	25	.600	0	0		4	7	.571	12	28	4.7	12	2	6	1	1	34	5.7
Brennan, Pete	1957	5		20	53	.377				24	36	.667		67	13.4	20					64	12.8
Britt, Nate	2014-17	17	259	21	57	.368	7	26	.269	15	15	1.000	6	33	1.9	27	24	15	0	9	64	3.8
Brooker, Michael	1998, 00-01	4	7	1	3	.333	1	3	.333	2	2	1.000	0	1	0.3	1	0	1	0	0	5	1.3
Brooks, Garrison	2018-19, 21	6	128	15	35	.429	0	0		11	15	.733	14	30	5.0	11	8	4	3	3	41	6.8
Brown, Joe	1967-69	12		10	45	.222				7	11	.636		33	2.8	12					27	2.3
Brown, Lou	1959	1		0	0					0	0			0	0.0	0					0	0.0
Brownlee, John	1983	2	6	0	0					1	3	.333		0	0.0	0	0	1	0	1	1	0.5
Brust, Chris	1980-82	10	30	0	1	.000				1	2	.500		4	0.4	3	1	7	0	0	1	0.1
Buckley, Bruce	1975-77	9	76	4	15	.267				1	6	.167		8	0.9	12	1	6			9	1.0
Bucknall, Steve	1986-89	14	278	30	55	.545	9	19	.474	26	32	.813	8	34	2.4	24	44	16	0	7	95	6.8
Budko, Pete	1978-81	7	44	1	4	.250				1	2	.500		5	0.7	5	0	0	0	0	3	0.4
Bullock, Reggie	2012-13	6	200	20	50	.400	15	36	.417	7	11	.636	6	37	6.2	11	14	11	2	6	62	10.3
Bunting, Bill	1967-69	12		41	87	.471				34	48	.708		81	6.8	37					116	9.7
Burke, Dewey	2007	2	1	0	1	.000	0	1	.000	0	0		0	0	0.0	0	0	0	0	0	0	0.0
Calabria, Dante	1993-96	14	296	20	64	.313	9	38	.237	14	17	.824	12	40	2.9	17	29	18	2	6	63	4.5
Campbell, Marc	2008-09	7	12	1	3	.333	1	2	.500	0	0		0	1	0.1	1	4	3	0	1	3	0.4
Capel, Jason	1999-01	8	263	25	67	.373	9	31	.290	13	16	.813	10	48	6.0	13	26	17	4	7	72	9.0
Carter, Vince	1996-98	12	348	72	130	.554	15	41	.366	28	37	.757	20	57	4.8	23	19	8	10	14	187	15.6
Chadwick, Dave	1969	2	3	2	4	.500				0	0			4	2.0	0	0				4	2.0
Chamberlain, Bill	1972	4	92	11	23	.478				10	12	.833		20	5.0	11	9				32	8.0
Chambers, Bill	1975-76	4	13	2	5	.400				0	0			1	0.3	2	0	1			4	1.0
Chambers, Bill	1972	4	14	3	5	.600				7	9	.778		3	0.8	1	1				13	3.3
Cherry, Scott	1991-93	9	29	2	4	.500	1	1	1.000	3	4	.750	2	5	0.6	1	4	4	0	1	8	0.9
Chilcutt, Pete	1988-91	15	315	43	87	.494	1	6	.167	13	20	.650	25	79	5.3	16	17	15	9	9	100	6.7
Clark, Rusty	1967-69	12		71	127	.559				44	61	.721		129	10.8	39					186	15.5
Coker, Kanler	2016-17	4	6	1	1	1.000	0	0		2	2	1.000	1	1	0.3	2	0	0	0	0	4	1.0
Coleman, Justin	2016	3	3	0	0		0	0		0	0		0	0	0.0	1	0	0	0	0	0	0.0
Colescott, Dave	1977-80	8	91	8	19	.421				7	7	1.000		4	0.5	8	6	3	0	3	23	2.9
Coley, Woody	1975-77	5	5	0	1	.000				0	0			1	0.2	0	0	0	0	0	0	0.0
Cooper, Stewart	2011-12	2	3	0	0		0	0		0	0		0	0	0.0	1	0	0	0	0	0	0.0
Copeland, Mike	2007-09	11	24	4	11	.364	0	0		1	1	1.000	2	5	0.5	3	0	1	0	0	9	0.8
Corson, Craig	1972	4	10	0	0					0	0			3	0.8	2	1				0	0.0
Cota, Ed	1997-00	16	568	51	123	.415	10	30	.333	28	39	.718	17	76	4.8	22	118	52	3	23	140	8.8
Crompton, Geff	1978	1	11	2	5	.400				0	1	.000		7	7.0	3	2	0	1	1	4	4.0
Crotty, John	1959	1		0	0					1	2	.500		0	0.0	2					1	1.0
Crouch, Patrick	2011-12	3	3	0	2	.000	0	2	.000	0	0		0	0	0.0	0	0	0	0	0	0	0.0
Cunningham, Bob	1957	5		15	36	.417				18	24	.750		37	7.4	19					48	9.6
Curry, Ronald	1999, 2001	3	89	5	10	.500	2	5	.400	4	5	.800	0	11	3.7	5	11	7	0	2	16	5.3
Dalton, Spenser	2016	4	4	0	0		0	0		0	0		0	0	0.0	0	0	0	0	0	0	0.0
Daugherty, Brad	1983-86	12	386	70	103	.680				30	50	.600		105	8.8	42	21	27	11	2	170	14.2
Davis, Ed	2009	6	116	20	35	.571	0	0		9	20	.450	10	33	5.5	14	1	2	8	3	49	8.2
Davis, Hubert	1989-92	12	306	54	125	.432	16	45	.356	39	43	.907	14	37	3.1	8	16	11	1	7	163	13.6
Davis, Larry	1993-94	4	11	3	10	.300	1	3	.333	1	2	.500	1	2	0.5	0	1	1	0	2	8	2.0
Davis, Luke	2013	2	3	0	0		0	0		0	0		0	1	0.5	0	0	0	0	0	0	0.0
Davis, R.J.	2021-22	7	249	27	88	.307	10	35	.286	29	31	.935	9	43	6.1	16	32	12	1	5	93	13.3
Davis, Walter	1975-77	8	257	44	87	.506				25	33	.758		43	5.4	25	33	27			113	14.1
Daye, James	1986	2	2	0	0					0	0		0	0	0.0	0	0	0	0	0	0	0.0
Dedmon, Lee	1969	4	86	10	23	.435				3	8	.375		23	5.8	13	5				23	5.8
Delany, Jim	1968-69	6		0	12	.000				10	11	.909		4	0.7	9					10	1.7

Player	Years	GP	MP	FG	FGA	FG%	3FG	3FGA	3FG%	FT	FTA	FT%	O	REB	AVE	PF	A	TO	BLK	ST	PTS	AVE
Egbuna, Toby	2016	3	3	0	0		0	0		0	0		0	0	0.0	0	0	0	0	0	0	0.0
Eggleston, Don	1969	2	2	0	0					0	0				0.0	0	0	0	0	0	0	0.0
Ellington, Wayne	2007-09	15	446	88	189	.466	28	73	.384	25	31	.806	21	77	5.1	21	26	28	3	10	229	15.3
Ellis, Caleb	2019	1	1	0	0		0	0		0	0		0	0	0.0	0	0	0	0	0	0	0.0
Elston, Darrell	1972	1	1	0	0					0	0				0.0	0	0				0	0.0
Elstun, Doug	1988	3	3	0	0		0	0		0	0		0	0	0.0	0	0	0	0	0	0	0.0
Everett, Charlie	2005	3	5	0	0		0	0		1	1	1.000	0	0	0.0	1	0	1	0	0	1	0.3
Everett, Jim	2000-01	2	1	0	0		0	0		0	0		0	1	0.5	0	0	0	0	0	0	0.0
Evtimov, Vasco	1997, 99	3	21	7	12	.583	0	1	.000	1	2	.500	6	11	3.7	3	0	0	0	1	15	5.0
Exum, Cecil	1981-84	8	12	0	1	.000				0	0			4	0.5	4	1	1	1	0	0	0.0
Farris, Duwe	2021-22	2	2	0	0		0	0		0	0		0	0	0.0	0	0	0	0	0	0	0.0
Felton, Raymond	2004-05	8	269	32	79	.405	20	45	.444	21	27	.778	6	41	5.1	22	52	26	2	12	105	13.1
Fletcher, Ralph	1967-68	4		2	7	.286				2	3	.667		4	1.0	1					6	1.5
Fogler, Eddie	1968-69	8		15	41	.366				7	11	.636		9	1.1	8					37	4.6
Ford, Phil	1975-78	10	339	55	122	.451				37	39	.949		20	2.0	23	63	42			147	14.7
Forte, Joseph	2000-01	7	259	43	105	.410	10	38	.263	18	22	.818	10	47	6.7	14	13	18	4	10	114	16.3
Fox, Rick	1988-91	15	386	75	153	.490	16	47	.340	13	17	.765	23	63	4.2	42	43	27	5	22	179	11.9
Frasor, Bobby	2006-07, 09	12	192	11	21	.524	5	10	.500	2	2	1.000	8	24	2.0	15	13	10	1	6	29	2.4
Frederick, Brad	1997-98	4	8	0	1	.000	0	1	.000	0	0		0	1	0.3	0	0	0	0	0	0	0.0
Frye, Jim	1967-68	4		2	4	.500				0	2	.000		2	0.5	1					4	1.0
Gauntlett, Tom	1967	4		5	15	.333				2	3	.667		6	1.5	2					12	3.0
Gersten, Bob	1941	2		3						0	1	.000				0					6	3.0
Geth, Ed	1993, 96	4	10	3	4	.750	0	1	.000	0	0		0	0	0.0	0	0	0	0	0	6	1.5
Ginyard, Marcus	2006-08	11	245	12	36	.333	0	6	.000	11	15	.733	16	40	3.6	17	25	12	0	8	35	3.2
Gipple, Dale	1969	2	6	0	3	.000				1	2	.500		1	0.5	1	0				1	0.5
Glamack, George	1941	2		14						12	17	.706				7					40	20.0
Graves, Will	2008	4	23	3	9	.333	2	5	.400	2	2	1.000	3	8	2.0	2	2	2	0	1	10	2.5
Green, Danny	2006-09	17	353	55	129	.426	25	70	.357	21	24	.875	24	63	3.7	33	31	23	14	22	156	9.2
Greene, John	1990	1	1	0	0		0	0		0	0		0	0	0.0	0	0	0	0	0	0	0.0
Grubar, Dick	1967-68	8		19	50	.380				26	32	.813		26	3.3	24					64	8.0
Hairston, P.J.	2012-13	6	116	19	49	.388	10	30	.333	6	9	.667	8	22	3.7	7	6	4	1	7	54	9.0
Hale, Steve	1983-86	9	183	18	46	.391				11	14	.786		24	2.7	24	19	15	0	4	47	5.2
Hanners, Dave	1975-76	4	23	2	3	.667				0	0			1	0.3	7	1	2			4	1.0
Hansbrough, Tyler	2006-09	17	546	110	216	.509	0	7	.000	105	138	.761	58	146	8.6	43	25	39	5	26	325	19.1
Harris, Anthony	2021	1	12	3	5	.600	0	1	.000	0	1	.000	0	0	0.0	1	0	0	0	0	6	6.0
Harris, Kenny	1990-91	7	23	4	8	.500	0	2	.000	2	2	1.000	0	2	0.3	1	1	1	0	2	10	1.4
Harry, Eric	1975	2	2	0	0					0	0			0	0.0	0	0	0	0		0	0.0
Hatchell, Van	2011	2	2	0	1	.000	0	1	.000	0	0		0	2	1.0	0	0	1	0	0	0	0.0
Haywood, Brendan	1998-01	13	261	45	81	.556	0	0		24	43	.558	31	72	5.5	30	9	18	24	3	114	8.8
Hensley, Marty	1987, 89	3	8	2	2	1.000	0	0		1	2	.500	3	4	1.3	0	0	0	0	0	5	1.7
Henson, John	2011-12	7	210	39	85	.459	0	1	.000	15	27	.556	17	66	9.4	13	4	11	22	5	93	13.3
Hicks, Isaiah	2014-17	17	293	48	88	.545	0	0		22	37	.595	21	62	3.6	55	14	19	13	8	118	6.9
Hite, Ray	1972	4	18	2	2	1.000				1	3	.333		2	0.5	2	1				5	1.3
Hoffman, Brad	1975	3	95	25	39	.641				2	2	1.000		5	1.7	6	13	4			52	17.3
Holley, Jesse	2004-05	5	8	1	3	.333	0	1	.000	0	0		1	4	0.8	2	1	0	0	1	2	0.4
Holmes, Jonathan	2000-01	2	2	0	2	.000	0	1	.000	0	0		0	0	0.0	0	0	0	0	0	0	0.0
Hooker, C.J.	2005	3	5	0	0		0	0		0	2	.000	0	1	0.3	0	0	0	0	0	0	0.0
Howard, Jimmy	1941	2		7						0	0					3					14	7.0
Huband, Kim	1972	4	61	4	9	.444				7	7	1.000		10	2.5	10	2				15	3.8
Hubert, Desmond	2012-14	6	32	0	3	.000	0	0		0	0		3	5	0.8	7	0	3	0	0	0	0.0
Huffman, Brandon	2018-19	4	3	2	4	.500	0	0		0	0		4	5	1.3	0	0	0	0	0	4	1.0
Hunter, Curtis	1983, 85-87	11	106	17	33	.515	0	2	.000	4	9	.444		13	1.2	15	7	10	0	5	38	3.5
Hyatt, Rodney	1987-88	5	9	1	4	.250	0	0		0	1	.000	1	1	0.2	1	3	1	0	0	2	0.4
Jackson, Justin	2015-17	15	467	85	185	.459	29	71	.408	40	53	.755	30	63	4.2	22	41	25	6	15	239	15.9
James, Joel	2013-16	12	61	8	15	.533	0	0		2	5	.400	5	11	0.9	7	0	3	1	1	18	1.5
Jamison, Antawn	1996-98	12	405	83	179	.464	0	2	.000	38	67	.567	58	126	10.5	31	10	19	6	10	204	17.0
Jenkins, Joe	1988	3	6	2	3	.667	0	0		0	0		1	2	0.7	0	1	2	0	1	4	1.3
Johnson, Brice	2013-16	13	298	62	109	.569	0	0		41	51	.804	29	92	7.1	34	11	16	24	6	165	12.7
Johnson, Cameron	2018-19	5	151	24	53	.453	12	33	.364	8	9	.889	5	25	5.0	8	15	7	1	6	68	13.6
Johnson, Puff	2022	6	66	13	21	.619	2	6	.333	2	3	.667	3	14	2.3	7	2	0	1	1	30	5.0
Johnson, Will	2000-01	2	3	0	0		0	0		2	2	1.000	0	0	0.0	0	0	0	0	0	2	1.0
Johnston, D.J.	2011	2	2	0	1	.000	0	1	.000	0	0		0	0	0.0	0	0	0	0	0	0	0.0
Johnston, Donn	1972	4	22	0	2	.000				0	0			3	0.8	3	0				0	0.0
Jones, Bobby	1972	4	94	11	23	.478				7	10	.700		28	7.0	13	15				29	7.3
Jordan, Jim	1946	3		9						10	14	.714				11					28	9.3
Jordan, Michael	1982-84	10	332	64	125	.512				37	47	.787		42	4.2	33	13	22	7	7	165	16.5
Karl, George	1972	4	100	24	43	.558				13	18	.722		12	3.0	16	12				61	15.3
Kearns, Tom	1957	5		22	50	.440				30	45	.667		19	3.8	16					74	14.8
Kenny, Eric	1980-81	6	9	1	3	.333				0	0		3	0.5	0	0	0	0	0	0	2	0.3
Kepley, Dick	1959	1		7	13	.538				2	3	.667		9	9.0	0					16	16.0
Kessler, Walker	2021	1	13	1	3	.333	0	0		0	0		0	1	1.0	0	1	1	0	0	2	2.0
Knox, Justin	2011	4	44	3	7	.429	0	0		2	6	.333	3	8	2.0	7	0	4	0	0	8	2.0
Krafcisin, Steve	1977	5	47	4	7	.571				8	9	.889		11	2.2	5	3	3	2	0	16	3.2
Kuester, John	1975-77	9	222	18	46	.391				26	30	.867		13	1.4	16	35	20			62	6.9
Kupchak, Mitch	1975-76	4	131	32	51	.627				10	17	.588		41	10.3	13	6	16			74	18.5
Laczkowski, Matt	2000	1	0	0	0		0	0		0	0		0	0	0.0	0	0	0	0	0	0	0.0
LaGarde, Tommy	1975-76	4	88	20	31	.645				9	9	1.000		24	6.0	9	6	2			49	12.3
Landry, Pearce	1994-95	6	73	5	15																	

Player	Years	GP	MP	FG	FGA	FG%	3FG	3FGA	3FG%	FT	FTA	FT%	O	REB	AVE	PF	A	TO	BLK	ST	PTS	AVE
Larese, York	1959	1		3	15	.200				2	2	1.000		5	5.0	5					8	8.0
Lawson, Ty	2007-09	14	423	65	136	.478	22	47	.468	65	82	.793	7	52	3.7	22	81	24	2	27	217	15.5
Lebo, Creighton	2022	1	1	0	1	.000	0	1	.000	0	0		0	0	0.0	0	0	0	0	1	0	0.0
Lebo, Jeff	1986-89	14	446	51	113	.451	22	59	.373	31	37	.838	10	40	2.9	34	66	32	1	7	155	11.1
Lewis, Bob	1967	4		29	76	.382				21	26	.808		27	6.8	10					79	19.8
Little, Nassir	2019	3	51	19	31	.613	1	3	.333	4	5	.800	7	14	4.7	3	0	7	1	0	43	14.3
Lotz, Danny	1957, 59	5		1	5	.200				4	5	.800		17	3.4	4					6	1.2
Love, Caleb	2021-22	7	249	44	119	.370	21	63	.333	14	18	.778	2	21	3.0	16	17	19	2	1	123	17.6
Lynch, George	1990-93	17	488	84	149	.564	0	0		40	60	.667	47	138	8.1	48	18	43	12	25	208	12.2
Lynn, Clyde	1995-96	4	2	0	2	.000	0	2	.000	0	0		0	0	0.0	0	0	0	0	0	0	0.0
Ma, Kane	2018	2	2	0	1	.000	0	0		0	0		0	0	0.0	0	0	0	0	0	0	0.0
Madden, Kevin	1986, 88-90	12	219	47	75	.627	0	3	.000	16	25	.640	10	37	3.1	12	20	9	3	6	110	9.2
Makkonen, Timo	1983	1	0	0	0					0	0			0	0.0	0	0	0	0	0	0	0.0
Manek, Brady	2022	6	212	38	70	.543	22	46	.478	15	21	.714	13	49	8.2	13	8	8	9	1	113	18.8
Manley, Sterling	2018-21	6	26	8	12	.667	0	0		2	2	1.000	1	12	2.0	3	0	0	2	0	18	3.0
Manuel, Jackie	2004-05	8	183	15	30	.500	0	3	.000	4	11	.364	16	27	3.4	26	8	14	2	8	34	4.3
Marshall, Kendall	2011-12	6	206	21	38	.553	6	13	.462	11	16	.688	3	20	3.3	9	60	18	2	7	59	9.8
Martin, Warren	1982-83, 85-86	14	165	20	33	.606				16	22	.727		34	2.4	27	6	12	12	0	56	4.0
May, David	1988-89	4	3	0	1	.000	0	1	.000	0	0		0	0	0.0	0	0	0	0	0	0	0.0
May, Sean	2004-05	8	239	60	99	.606	0	0		39	52	.750	29	79	9.9	20	12	15	5	8	159	19.9
Maye, Luke	2016-19	15	242	47	113	.416	9	28	.321	22	29	.759	28	82	5.5	23	16	13	1	4	125	8.3
McAdoo, James Michael	2012-14	8	205	41	92	.446	0	0		23	33	.697	20	43	5.4	14	9	15	6	17	105	13.1
McAdoo, Robert	1972	4	135	31	63	.492				20	27	.741		56	14.0	9	9				82	20.5
McAdoo, Ryan	2021-22	2	2	0	1	.000	0	1	.000	0	0		0	1	0.5	0	0	0	0	0	0	0.0
McCants, Rashad	2004-05	8	241	51	110	.464	21	47	.447	15	22	.682	12	30	3.8	14	20	18	4	9	138	17.3
McDonald, Leslie	2011, 13-14	8	168	16	55	.291	8	31	.258	5	7	.714	7	20	2.5	18	8	5	1	1	45	5.6
McInnis, Jeff	1994-96	9	272	35	82	.427	16	42	.381	17	21	.810	6	37	4.1	18	29	18	0	7	103	11.4
McKinney, Bones	1946	3		10						5	9	.556				14					25	8.3
McKoy, Justin	2022	5	18	0	4	.000	0	2	.000	2	2	1.000	1	4	0.8	3	1	3	0	1	2	0.4
McNairy, Charlie	1995-97	7	5	1	2	.500	0	0		1	2	.500	0	1	0.1	1	1	0	0	1	3	0.4
Meeks, Kennedy	2014-17	17	372	68	120	.567	0	0		37	54	.685	63	139	8.2	41	8	24	17	14	173	10.2
Melendez, Orlando	2000-01	2	1	0	0		0	0		0	0		0	1	0.5	0	0	0	0	0	0	0.0
Miller, Larry	1967-68	8		55	139	.396				30	45	.667		73	9.1	21					140	17.5
Miller, Walker	2018-19, 21	5	4	0	2	.000	0	0		0	0		0	0	0.0	0	0	1	0	0	0	0.0
Miller, Wes	2005-07	9	88	6	20	.300	6	20	.300	1	2	.500	2	7	0.8	5	4	1	0	3	19	2.1
Moe, Donnie	1967	2		0	0					0	0			0	0.0	0					0	0.0
Moe, Doug	1959	1		3	14	.214				1	5	.200		8	8.0	2					7	7.0
Montross, Eric	1991-94	16	413	87	134	.649	0	0		48	68	.706	42	111	6.9	44	11	19	25	10	222	13.9
Moody, Patrick	2008-09	6	12	0	2	.000	0	0		2	2	1.000	1	4	0.7	1	0	1	0	0	2	0.3
Morris, Cliff	1985	1	2	0	0					0	0			0	0.0	0	0	0	0	0	0	0.0
Morrison, Brian	2001	2	11	0	3	.000	0	2	.000	1	2	.500	0	0	0.0	1	1	5	0	2	1	0.5
Ndiaye, Makhtar	1997-98	10	149	11	26	.423	0	1	.000	6	12	.500	10	26	2.6	25	1	7	9	6	28	2.8
Neal, David	1995-96	4	2	1	1	1.000	0	0		0	0		1	1	0.3	0	1	1	0	0	2	0.5
Newby, Terrence	1997-98, 00	5	9	1	3	.333	1	1	1.000	1	2	.500	1	2	0.4	0	1	0	0	0	4	0.8
Noel, David	2004-06	10	211	16	33	.485	5	15	.333	3	11	.273	11	32	3.2	16	14	12	7	8	40	4.0
Norwood, Michael	1987	2	6	0	0		0	0		1	2	.500	0	0	0.0	1	0	1	0	0	1	0.5
O'Koren, Mike	1977-80	8	281	52	95	.547				22	36	.611		69	8.6	27	21	19	3	8	126	15.8
Okulaja, Ademola	1996-99	13	401	37	88	.420	18	47	.383	11	16	.688	18	71	5.5	31	24	13	3	13	103	7.9
Owens, Max	1998-01	10	74	6	26	.231	3	7	.429	4	4	1.000	2	6	0.6	6	2	4	2	3	19	1.9
Paige, Marcus	2013-16	13	443	64	152	.421	39	85	.459	30	36	.833	5	32	2.5	21	44	25	1	24	197	15.2
Paine, George	1941	2		0						0	1	.000				2					0	0.0
Paxton, Bob	1946	3		11						1	6	.167				8					23	7.7
Pepper, Mike	1980-81	6	110	8	20	.400				2	2	1.000		5	0.8	13	3	5	0	3	18	3.0
Peppers, Julius	2000-01	7	171	22	32	.688	0	0		18	25	.720	14	38	5.4	17	3	14	6	7	62	8.9
Perkins, Sam	1981-84	15	540	86	157	.548				65	86	.756		129	8.6	41	20	33	24	12	237	15.8
Pessar, Hank	1941	2		1						0	1	.000				3					2	1.0
Peterson, Buzz	1982, 84-85	11	135	7	25	.280				5	8	.625		10	0.9	6	6	8	0	3	19	1.7
Phelps, Derrick	1991-94	16	394	33	73	.452	4	11	.364	20	35	.571	14	49	3.1	18	60	36	1	24	90	5.6
Pinson, Theo	2015-18	17	349	26	64	.406	2	17	.118	21	30	.700	19	63	3.7	31	47	24	5	13	75	4.4
Platek, Andrew	2018-19, 21	6	23	2	2	1.000	1	1	1.000	1	2	.500	1	5	0.8	3	2	2	0	0	6	1.0
Popson, Dave	1984-87	13	156	27	50	.540	0	0		5	5	1.000		27	2.1	22	4	11	6	3	59	4.5
Previs, Steve	1972	4	128	9	21	.429				9	15	.600		17	4.3	12	23				27	6.8
Quigg, Joe	1957	5		14	27	.519				11	16	.688		31	6.2	19					39	7.8
Reese, Brian	1991-94	16	305	35	86	.407	2	10	.200	27	39	.692	18	52	3.3	15	32	25	5	4	99	6.2
Reid, J.R.	1987-89	10	319	82	133	.617	0	0		40	60	.667	23	85	8.5	31	15	22	6	8	204	20.4
Rice, King	1988-91	15	344	29	67	.433	9	22	.409	27	37	.730	4	27	1.8	23	70	39	0	16	94	6.3
Robinson, Brandon	2017-19	8	63	5	12	.417	2	7	.286	1	2	.500	3	9	1.1	7	7	2	0	1	13	1.6
Robinson, Lynnwood	1982	1	1	0	0					0	0			0	0.0	0	1	0	0	0	0	0.0
Rödl, Henrik	1990-93	17	249	22	37	.595	4	9	.444	5	17	.294	6	17	1.0	19	29	22	4	12	53	3.1
Rohlman, Aaron	2017-18	4	7	0	1	.000	0	0		0	0		0	2	0.5	1	0	1	0	1	0	0.0
Rose, Bob	1941	2		5						2	4	.500				4					12	6.0
Rosenbluth, Lennie	1957	5		54	125	.432				34	47	.723		46	9.2	14					142	28.4
Rozier, Clifford	1991	5	23	4	12	.333	0	0		3	5	.600	2	4	0.8	3	2	3	3	0	11	2.2
Rush, Shea	2017-19	5	7	1	3	.333	0	0		0	1	.000	0	0	0.0	1	0	0	0	1	2	0.4
Salvadori, Kevin	1991-94	15	158	14	33	.424	0	0		18	23	.783	14	42	2.8	14	3	8	17			

Player	Years	GP	MP	FG	FGA	FG%	3FG	3FGA	3FG%	FT	FTA	FT%	OFF	REB	AVE	PF	A	TO	BLK	ST	PTS	AVE
Scott, Charles	1968-69	8		74	146	.507				21	35	.600		42	5.3	19					169	21.1
Scott, Melvin	2004-05	8	140	8	20	.400	7	18	.389	8	8	1.000	1	9	1.1	11	16	3	0	1	31	3.9
Searcy, Roy	1957	2		0	0					0	0			1	0.5	0					0	0.0
Severin, Paul	1941	2		1						1	1	1.000				0					3	1.5
Shaffer, Dean	1981	1	2	0	1	.000				0	0			0	0.0	0	0	0	0	0	0	0.0
Shaffer, Lee	1959	1		2	5	.400				2	2	1.000		3	3.0	5					6	6.0
Sharpe, Day'Ron	2021	1	19	2	4	.500	0	0		0	0		1	3	3.0	2	1	3	1	0	4	4.0
Shytle, Ed	1941	1		0						0	0					0					0	0.0
Simmons, Jackson	2012-15	7	25	2	4	.500	0	0		1	4	.250	2	4	0.6	4	0	0	0	0	5	0.7
Smith, Julian	141	1		0						0	0					0					0	0.0
Smith, K.J.	2019, 21	4	4	0	1	.000	0	0		0	0		1	1	0.3	1	0	0	0	0	0	0.0
Smith, Kenny	1984-87	13	463	64	133	.481	12	30	.400	34	42	.810		31	2.4	28	86	45	0	16	174	13.4
Smith, Ranzino	1985-88	15	182	34	72	.472	16	30	.533	13	17	.765		23	1.5	7	10	8	0	6	97	6.5
Stackhouse, Jerry	1994-95	7	213	32	63	.508	7	14	.500	38	51	.745	18	50	7.1	10	19	28	8	7	109	15.6
Stahl, Ed	1975	3	55	9	17	.529				12	12	1.000		13	4.3	6	2	2			30	10.0
Stanley, Ray	1959	1		2	8	.250				2	2	1.000		9	9.0	2					6	6.0
Stephenson, Travis	1993	3	6	0	1	.000	0	1	.000	0	0		0	1	0.3	0	0	0	0	0	0	0.0
Stepheson, Alex	2007-08	9	92	13	16	.813	0	0		6	10	.600	10	26	2.9	7	0	2	6	0	32	3.6
Strickland, Dexter	2011, 13	6	188	19	39	.487	0	1	.000	14	17	.824	7	16	2.7	10	17	8	0	10	52	8.7
Styles, Dontrez	2022	5	49	7	14	.500	1	6	.167	0	0		1	12	2.4	6	2	4	0	2	15	3.0
Suggs, Reid	1941	2		1						0	1	.000				1					2	1.0
Sullivan, Pat	1991-93, 95	19	169	14	28	.500	0	2	.000	16	22	.727	10	27	1.4	13	17	10	2	5	44	2.3
Sullivan, Ryan	1996-97	4	5	0	0		0	0		0	0		0	0	0.0	0	0	1	0	0	0	0.0
Tanner, J.B.	2008-09	8	17	1	6	.167	1	4	.250	0	0		0	0	0.0	1	1	0	0	0	3	0.4
Terry, Reyshawn	2004-07	12	152	28	63	.444	10	30	.333	12	16	.750	6	33	2.8	10	6	14	5	4	78	6.5
Thomas, Quentin	2005-08	17	124	4	9	.444	0	2	.000	0	0		1	8	0.5	9	34	9	0	4	8	0.5
Thompson, Deon	2007-09	15	273	53	94	.564	0	0		14	21	.667	20	54	3.6	38	9	15	11	6	120	8.0
Thorne, Taylor	1946	3		4						0	0					4					8	2.7
Tokoto, J.P.	2013-15	7	170	19	37	.514	1	3	.333	8	12	.667	9	27	3.9	12	24	7	2	10	47	6.7
Tuttle, Gerald	1967-69	12		10	25	.400				6	11	.545		10	0.8	14					26	2.2
Tuttle, Richard	1969	2	2	1	2	.500				1	2	.500		1	0.5	0	0				3	1.5
Tyndall, Webb	1996-97	4	4	0	0		0	0		2	2	1.000	1	1	0.3	0	2	0	0	0	2	0.5
Valentine, Keith	1976	1	1	0	0					0	0			0	0.0	1	0	0	0	1	0	0.0
Virgil, John	1977-80	6	47	11	23	.478				3	5	.600		3	0.5	8	2	1	0	1	25	4.2
Wallace, Rasheed	1994-95	7	190	34	63	.540	0	1	.000	17	23	.739	24	60	8.6	23	2	11	15	4	85	12.1
Walton, Kerwin	2021-22	3	30	3	6	.500	2	4	.500	2	2	1.000	2	3	1.0	3	1	0	0	0	10	3.3
Watts, Justin	2009, 11-12	13	80	5	10	.500	1	3	.333	0	2	.000	7	17	1.3	3	5	9	1	3	11	0.8
Wenstrom, Matt	1990-93	13	33	6	14	.429	0	0		6	9	.667	8	12	0.9	6	1	3	0	0	18	1.4
White, Coby	2019	3	97	14	40	.350	6	22	.273	8	12	.667	1	15	5.0	6	10	5	0	5	42	14.0
White, Jim	1946	3		1						4	5	.800				9					6	2.0
White, Kenny	2000	1	0	0	0		0	0		0	0		0	0	0.0	0	0	0	0	0	0	0.0
White, Stilman	2012, 16-17	12	93	4	16	.250	0	4	.000	9	10	.900	3	7	0.6	9	15	3	0	4	17	1.4
Whitehead, Gra	1968	2		0	0					0	0			0	0.0	0					0	0.0
Wiel, Randy	1979	1	1	0	0					0	0			0	0.0	0	0	0	0	0	0	0.0
Williams, Donald	1992-95	15	406	77	173	.445	38	90	.422	26	32	.813	7	34	2.3	14	15	12	0	12	218	14.5
Williams, Jawad	2004-05	8	190	28	60	.467	6	20	.300	12	17	.706	14	38	4.8	10	5	5	4	3	74	9.3
Williams, Kenny	2016, 18-19	9	162	16	33	.485	8	18	.444	5	6	.833	10	26	2.9	8	10	11	0	5	45	5.0
Williams, Marvin	2005	6	141	26	52	.500	5	12	.417	15	18	.833	8	44	7.3	14	3	6	4	7	72	12.0
Williams, Scott	1998	2	3	0	0		0	0		0	0		0	0	0.0	1	2	0	0	0	0	0.0
Williams, Scott	1987-90	14	317	57	108	.528	0	3	.000	33	48	.688	21	86	6.1	50	10	27	16	12	147	10.5
Williams, Shammond	1995-98	16	392	54	133	.406	26	79	.329	38	44	.864	8	42	2.6	15	39	31	1	7	172	10.8
Wolf, Jeff	1977-80	8	91	4	13	.308				0	2	.000		9	1.1	9	0	1	1	1	8	1.0
Wolf, Joe	1984-87	13	376	56	99	.566	3	4	.750	28	41	.683		97	7.5	30	28	24	6	4	143	11.0
Wood, Al	1978-81	8	275	65	120	.542				31	43	.721		66	8.3	27	13	10	6	5	161	20.1
Wood, Surry	2007-08	6	9	1	1	1.000	0	0		0	0		1	2	0.3	1	0	2	0	0	2	0.3
Woods, Seventh	2017-19	11	58	2	8	.250	0	2	.000	2	2	1.000	0	6	0.5	12	7	8	0	3	6	0.5
Wooten, Jack	2008-09	6	12	2	3	.667	1	1	1.000	0	0		0	1	0.2	1	2	1	1	0	5	0.8
Worthy, James	1981-82	10	359	57	106	.538				39	58	.672		55	5.5	28	27	27	11	13	153	15.3
Wright, Brandan	2007	4	117	20	39	.513	0	0		11	14	.786	14	28	7.0	9	3	7	8	4	51	12.8
Wycik, Dennis	1972	4	125	26	51	.510				29	37	.784		23	5.8	13	7				81	20.3
Yonakor, Rich	1977, 79-80	7	172	17	35	.486				4	8	.500		37	5.3	16	12	11	3	6	38	5.4
Young, Bob	1957	4		2	5	.400				0	1	.000		7	1.8	7					4	1.0
Zaliagiris, Tom	1975-78	10	108	14	24	.583				5	5	1.000		3	0.3	10	2	7			33	3.3
Zeller, Tyler	2009, 11-12	14	290	62	109	.569	0	0		50	62	.806	35	98	7.0	27	10	19	22	6	174	12.4
Zwikker, Serge	1994-97	13	282	37	91	.407	0	0		19	24	.792	31	79	6.1	27	3	14	12	4	93	7.2

"Years" denotes seasons in which a Tar Heel played in games in the NCAA Tournament. i.e., "2006-09" means a player appeared in games in the 2006, 2007, 2008 and 2009 NCAA Tournaments.
"2007, 2009" indicates an individual played in the NCAA Tournament in 2007 and 2009 but not 2008.



NCAA TOURNAMENT RECORDS

Best Multi-Game, One-Season Averages



SIX-GAMES IN ONE TOURNAMENT (1993, 2005, 2009, 2016, 2017, 2022)

MOST POINTS/HIGHEST AVERAGE

- 134 Sean May, 2005 (22.3 ppg)
- 119 Donald Williams, 1993 (19.8)
- 117 Justin Jackson, 2017 (19.5)
- 115 Wayne Ellington, 2009 (19.2)
- 114 Brice Johnson, 2016 (19.0)

MOST REBOUNDS/HIGHEST AVERAGE

- 99 Armando Bacot, 2022 (16.5 rpg)**
- 69 Kennedy Meeks, 2017 (11.5)
- 64 Sean May, 2005 (10.7)
- 59 George Lynch, 1993 (9.8)
- 56 Brice Johnson, 2016 (9.3)

MOST ASSISTS/HIGHEST AVERAGE

- 41 Raymond Felton, 2005 (6.8 apg)
- 30 RJ Davis, 2022 (5.0)**
- 30 Joel Berry II, 2016 (5.0)
- 28 Derrick Phelps, 1993 (4.7)
- 27 Brian Reese, 1993 (4.5)

MOST THREE-POINT FIELD GOALS

- 22 Brady Manek, 2022
- 20 Marcus Paige, 2016
- 19 Caleb Love, 2022
- 19 Donald Williams, 1993
- 17 Wayne Ellington, 2009

FIVE-GAMES IN ONE TOURNAMENT (1957, 1977, 1981, 1982, 1991, 1995, 1997, 1998, 2000 and 2008)

MOST POINTS/HIGHEST AVERAGE

- 144 Lennie Rosenbluth, 1957 (28.8 ppg)
- 109 Al Wood, 1981 (21.8)
- 104 Ty Lawson, 2009% (20.8)
- 101 Tyler Hansbrough, 2008 (20.2)
- 96 Hubert Davis, 1991 (19.2)

MOST REBOUNDS/HIGHEST AVERAGE

- 67 Pete Brennan, 1957 (13.4 rpg)
- 63 Antawn Jamison, 1998 (12.6)
- 48 Al Wood, 1981 (9.6)
- 48 Brendan Haywood, 2000 (9.6)
- 47 Tyler Hansbrough, 2008 (9.4)

MOST ASSISTS/HIGHEST AVERAGE

- 37 Ed Cota, 2000 (7.4 apg)
- 36 Ed Cota, 1997 (7.2)
- 35 Ed Cota, 1998 (7.0)
- 34 Phil Ford, 1977 (6.8)
- 34 Ty Lawson, 2009* (6.8)

MOST THREE-POINT FIELD GOALS

- 15 Donald Williams, 1995
- 13 Hubert Davis, 1991
- 13 Shammond Williams, 1997
- 11 Shammond Williams, 1998
- 9 Joseph Forte, 2000
- 9 Danny Green, 2008

% Lawson missed one game due to injury in 2009



SEAN MAY averaged 22.3 points in leading UNC to the 2005 title.



ARMANDO BACOT became the first player in NCAA history to have double-doubles in all six games in an NCAA Tournament and set the single-season records for rebounds by a Tar Heel in the post-season with 99 in 2022.

FOUR-GAMES IN ONE TOURNAMENT (1967, 1968, 1969, 1972, 1985, 1987, 1988, 2007, 2011 and 2012)

MOST POINTS/HIGHEST AVERAGE

- 105 Charlie Scott, 1969 (26.3 ppg)
- 103 Tyler Zeller, 2011 (25.8)
- 85 Tyler Hansbrough, 2007 (21.3)
- 84 J.R. Reid, 1987 (21.0)
- 84 Harrison Barnes, 2011 (21.0)

MOST REBOUNDS/HIGHEST AVERAGE

- 56 Robert McAdoo, 1972 (14.0 rpg)
- 49 Tyler Zeller, 2012 (12.3)
- 48 Rusty Clark, 1967 (12.0)
- 46 Rusty Clark, 1968 (11.5)
- 43 Brad Daugherty, 1985 (10.8)

MOST ASSISTS/HIGHEST AVERAGE

- 39 Kendall Marshall, 2011 (9.8 apg)
- 36 Kenny Smith, 1987 (9.0)
- 25 Ty Lawson, 2007 (6.3)
- 23 Steve Previs, 1972 (5.8)
- 23 Kenny Smith, 1985 (5.8)

MOST THREE-POINT FIELD GOALS

- 12 Kenny Smith, 1987
- 11 Reggie Bullock, 2012
- 11 Harrison Barnes, 2011
- 10 Ranzino Smith, 1988
- 8 Jeff Lebo, 1988

THREE-GAMES IN ONE TOURNAMENT**(1946, 1975, 1983, 1986, 1989, 1990, 1992, 2015 and 2019)****MOST POINTS/HIGHEST AVERAGE**

- 66 Mitch Kupchak, 1975 (22.0 ppg)
- 59 Michael Jordan, 1983 (19.7)
- 59 Brad Daugherty, 1986 (19.7)
- 55 Phil Ford, 1975 (18.3)
- 54 Kevin Madden, 1989 (18.0)

MOST REBOUNDS/HIGHEST AVERAGE

- 33 Brad Daugherty, 1986 (11.0 rpg)
- 31 Eric Montross, 1992 (10.3)
- 30 Luke Maye, 2019 (10.0)
- 29 Mitch Kupchak, 1975 (9.7)
- 27 Joe Wolf, 1986 (9.0)

MOST ASSISTS/HIGHEST AVERAGE

- 28 Steve Bucknall, 1989 (9.3)
- 23 Phil Ford, 1975 (7.7)
- 19 Walter Davis, 1975 (6.3)
- 19 King Rice, 1990 (6.3)
- 17 Jim Braddock, 1983 (5.7)

MOST THREE-POINT FIELD GOALS

- 9 Cameron Johnson, 2019
- 8 Marcus Paige, 2015
- 8 Rick Fox, 1990
- 8 Jeff Lebo, 1989
- 7 Steve Bucknall, 1989

TWO-GAMES IN ONE TOURNAMENT**(1941, 1984, 1994, 1996, 2001, 2004, 2006, 2013, 2014 and 2018)****MOST POINTS/HIGHEST AVERAGE**

- 44 Jeff McInnis, 1996 (22.0 ppg)
- 40 Michael Jordan, 1984 (20.0)
- 40 George Glamack, 1941 (20.0)
- 38 Marcus Paige, 2014 (19.0)
- 38 P.J. Hairston, 2013 (19.0)
- 38 Sam Perkins, 1984 (19.0)

MOST REBOUNDS/HIGHEST AVERAGE

- 23 Sam Perkins, 1984 (11.5 rpg)
- 23 Rasheed Wallace, 1994 (11.5)
- 20 Luke Maye, 2018 (10.0)
- 19 Reyshawn Terry, 2006 (9.5)
- 18 Kennedy Meeks, 2014 (9.5)
- 18 Tyler Hansbrough, 2006 (9.0)
- 18 Antawn Jamison, 1996 (9.0)

MOST ASSISTS/HIGHEST AVERAGE

- 21 Kendall Marshall, 2012%% (10.5 apg)
- 18 Theo Pinson, 2018 (9.0)
- 13 Jeff McInnis, 1996 (6.5 apg)
- 12 Jason Capel, 2001 (6.0)
- 11 Kenny Smith, 1984 (5.5)

MOST THREE-POINT FIELD GOALS

- 8 P.J. Hairston, 2013
- 8 Jeff McInnis, 1996
- 7 Marcus Paige, 2014
- 6 Rashad McCants, 2004
- 5 Kenny Williams, 2018
- 5 Leslie McDonald, 2014
- 5 Raymond Felton, 2004
- 5 David Noel, 2006

%% Marshall missed two games due to injury in 2012



BRADY MANEK made 22 three-pointers in the 2022 NCAA Tournament, the most in one post-season by a Tar Heel.



LAST TIME IT HAPPENED ... IN NCAA TOURNAMENT PLAY by North Carolina



SCORING

Scored 30 points: Caleb Love (30) vs. UCLA, 2022 East Semifinal
Scored 35 points: Al Wood (39) vs. Virginia, 1981 NCAA Semifinal
Scored 20 points/half: Caleb Love (22 in 2nd half) vs. Duke, 2022 NCAA Semifinal
Scored 25 points/half: Caleb Love (27 in 2nd half) vs. UCLA, 2022 East Semifinal
Two players scored 25 points: RJ Davis (30), Brady Manek (26) vs. Baylor, 2022 East 2nd (OT)
Non-starter scored 20 points: 20 by Nassir Little vs. Washington, 2019 Midwest 2nd
Non-starter led UNC in scoring: 20 by Nassir Little vs. Washington, 2019 Midwest 2nd (shared team scoring honors with Luke Maye)
Scored 20 or more points in four consecutive games: Tyler Zeller (32 vs. LIU, 23 vs. Washington, 27 vs. Marquette and 21 vs. Kentucky) 2011 East Final
Scored 20 or more points in his first three games: Harrison Barnes (24 vs. LIU, 22 vs. Washington, 20 vs. Marquette), 2011, East Final
Scored 25 or more points in his first game: Brady Manek (28) vs. Marquette, 2022 East 1st
Six players in double figures: Justin Jackson (21), Isaiah Hicks (17), Kennedy Meeks (13), Tony Bradley (12), Nate Britt (19) and Luke Maye (10) vs. Texas Southern, 2017 South 1st
One player in double figures: Joseph Forte (28) vs. Tulsa, 2000 South Final
UNC scored 50/both halves: 52 (1st) and 51 (2nd) vs. Texas Southern, 2017 South 1st
UNC scored 60 points/half: 60 vs. Mount St. Mary's (1st), 2008 East 1st
UNC scored 100 points: 103 vs. Texas Southern, 2017 South 1st
UNC scored 100 points/consecutive games: 113 vs. Mount St. Mary's (2008 East 1st) and 108 vs. Arkansas (2008 East 2nd)
UNC scored less than 20 points/half: 17 vs. Kansas (2nd half), 1957 NCAA Final (3 OT)
UNC scored less than 25 points/half: 24 vs. Wisconsin (1st half), 2021 Midwest 1st
UNC scored less than 50 pts/game: 44 vs. Villanova, 1985 Southeast Final

FIELD GOAL SHOOTING

UNC shot 60 percent/half: 62.9 (22x35) 2nd half vs. Washington, 2019 Midwest 2nd
UNC shot 60 percent/consecutive halves: 60.7 (17x28) 2nd half vs. Providence, 2016 East 2nd and 62.1 (18x29) 1st half vs. Indiana, 2016 East SF
UNC shot 70 percent/half: 73.5 (25x34) 2nd half vs. Arkansas, 2008 East 2nd
UNC shot 60 percent/both halves: 61.3 (19x31) and 73.5 (25x34) vs. Arkansas, 2008 East 2nd
UNC shot 60 percent/game: 61.5 (32x52) vs. Notre Dame, 2016 East Final
UNC shot 60 percent/consecutive games: 60.6 (43x71) vs. Mount St. Mary's, 2008 East 1st, and 67.7 (44x65) vs. Arkansas, 2008 East 2nd
UNC shot 70 percent/game: 79.0 (49x62) vs. Loyola Marymount, 1988 West 2nd
UNC shot under 25 percent/half: 22.6 (7x31) 2nd vs. Kansas, 2012 Midwest Final
UNC shot under 30 percent/game: 28.2 (24x85) vs. Houston, 1967 NCAA 3rd Place
UNC shot under 40 percent/game and won: 35.6 (26x73) vs. Gonzaga, 2017 NCAA Final

THREE-POINTERS

Made 6 three-pointers: Caleb Love vs. UCLA, 2022 East Semifinal
Made 5 in a half: Caleb Love (5 in 2nd half) vs. UCLA, 2022 East Semifinal
Made 6 in a half: Caleb Love (6 in 1st half) vs. Marquette, 2022 East 1st
Attempted more than 10: 13 by Caleb Love vs. UCLA, 2022 East Semifinal
UNC made 10 three-pointers: 10 vs. Duke, 2022 NCAA Semifinal
UNC made 11 three-pointers: 11 vs. Baylor, 2022 East 2nd (OT)
UNC made 13 three-pointers: 13 vs. Marquette, 2022 East 1st
UNC did not make a three-pointer: 0 vs. Alabama, 1992 Southeast 2nd
UNC attempted 30 three-pointers: 31 vs. UCLA, 2022 East Semifinal
UNC attempted 35 three-pointers: 35 vs. Marquette, 2022 East 1st
UNC shot 70 percent (min. 10 att.): 70.0 (7x10) vs. Oklahoma, 1990 Midwest 2nd
UNC shot less than 15 percent (min. 10 att.): 14.8 vs. Gonzaga (4x27), 2017 NCAA Final
UNC shot less than 20 percent (min. 10 att.): 19.4 vs. Texas A&M (6x31), 2018 West 2nd

CAROLINA FREE THROWS

Made 10 for 10 or better: 12x12 by Tyler Hansbrough vs. Radford, 2009 South 1st
Made 15 free throws: 15 by Ty Lawson vs. Michigan State, 2009 NCAA Final
Attempted 15 free throws: 15 by Armando Bacot vs. Baylor, 2022 East 2nd (OT)
UNC shot 90 percent (min. 10 att.): 90.5 (19x21) vs. Providence, 2016 East 2nd
UNC shot under 50 percent: 48.3 (14x29) vs. Ohio State, 1946 East Final (OT)
UNC made 30 free throws: 31 vs. Long Island, 2011 East 1st
UNC made less than five FTs: 4 vs. George Mason, 2006 East 2nd
UNC attempted 40 free throws: 42 vs. Long Island, 2011 East 1st
UNC attempted less than five FTs: 4 vs. George Mason, 2006 East 2nd

REBOUNDS

Had 20 rebounds/consecutive games: 22 by Armando Bacot vs. Saint Peter's, 2022 East Final; 21 vs. Duke, 2022 NCAA Semifinal
Had 15 rebounds/5 consecutive games: 16 by Armando Bacot vs. Baylor, 2022 East 2nd (OT); 15 vs. UCLA, 2022 East Semifinal; 22 vs. Saint Peter's, 2022 East Final, 21 vs. Duke, 2022 NCAA Semifinal; 15 vs. Kansas, 2022 NCAA Final
Two players had 15 or more rebounds: 17 by Sean May and 15 by Marvin Williams vs. Iowa State, 2005 East 2nd
Three players had double-figure rebounds: 15 by Armando Bacot, 13 by Brady Manek, 12 by RJ Davis vs. Kansas, 2022 NCAA Final

UNC had 20 offensive rebounds: 24 vs. Kansas, 2022 NCAA Final
UNC had 60 rebounds: 63 vs. Ohio, 2012 Midwest Semifinal (OT)

DOUBLE-DOUBLES

20 points/20 rebounds: Armando Bacot (20/22) vs. Saint Peter's, 2022 East Final
Double-double in points and rebounds and 5 or more assists: Theo Pinson vs. Lipscomb, 2018 West 1st (15 points/10 rebounds/7 assists)
Double-double in points and assists and 5 or more rebounds: Steve Bucknall vs. Michigan, 1989 South Semifinal (10 points/7 rebounds/10 assists)
Double-double by a non-starter: Luke Maye (16 points/12 rebounds) vs. Butler, 2017 South Semifinal
Three players had double-doubles: Armando Bacot (15 points/15 rebounds), RJ Davis (15 points/12 rebounds) Brady Manek (13 points/13 rebounds), vs. Kansas, 2022 NCAA Final
Points & rebounds in 6 consecutive games: Armando Bacot, 2022 (NCAA record)
Points & assists: Kendall Marshall (18 points/11 assists) vs. Creighton, 2012 Midwest 2nd
Points & assists/consecutive games: Kendall Marshall (11 points/10 assists) vs. Vermont, 2012 Midwest 1st, and (18 points/11 assists) vs. Creighton, 2012 Midwest 2nd
Points & rebounds/guard: RJ Davis (15 points/12 rebounds) vs. Kansas, 2022 NCAA Final

ASSISTS

Had 10 assists: 12 by RJ Davis vs. Marquette, 2022 East 1st
Had 10 assists in consecutive games: Kendall Marshall – 10 vs. Vermont, 2012 Midwest 1st; and 11 vs. Creighton, 2012 Midwest 2nd
Had 10 assists in three consecutive games: Ed Cota – 10 vs. Weber State, 1999 West 1st; 10 vs. Missouri, 2000 South 1st; and 10 vs. Stanford, 2000 South 2nd
UNC had 30 assists: 36 vs. Loyola Marymount, 1988 West 2nd
UNC had less than 10 assists: 7 vs. Duke, 2022 NCAA Semifinal
UNC had fewer than 5 assists: 4 vs. Texas A&M, 1980 Midwest 2nd (2 OT)

TURNOVERS

Had more than 5: 6 by Caleb Love vs. Baylor, 2022 East 2nd (OT)
UNC committed 20 or more and won: 22 vs. Baylor, 2022 East 2nd (OT)
UNC committed 25 or more: 26 vs. Loyola Marymount, 1988 West 2nd
UNC committed less than 5: 4 vs. Gonzaga, 2017 NCAA Final
UNC committed less than 10 in consecutive games: 8 vs. UCLA and 8 vs. Saint Peter's, 2022 East Semifinal and Final

BLOCKED SHOTS

Blocked 5 or more shots: 8 by Brice Johnson vs. Florida Gulf Coast, 2016 East 1st
UNC blocked 10 shots: 10 vs. Florida Gulf Coast, 2016 East 1st

STEALS

Had 5 or more steals: 5 by Justin Jackson vs. Arkansas, 2017 South 2nd
UNC had 10 or more steals: 13 vs. Arkansas, 2017 South 2nd

MISCELLANEOUS

Led UNC in points, rebounds and assists: Armando Bacot (15 points, 15 rebounds, 2 assists) vs. Kansas, 2022 NCAA Final
Led UNC in points, rebounds, blocks and steals: Kennedy Meeks vs. Oregon, 2017 NCAA Semifinal (25 points, 14 rebounds, 1 block, 3 steals)
Played every minute/overtime game: 45:00 by RJ Davis vs. Baylor, 2022 East 2nd
Played the entire game: Caleb Love vs. UCLA, 2022 East
Carolina rallied from 10 points down in the second half to win: trailed Southern California by 16 points (33-49) with 17:42 to play and won, 74-64, 2007 East Semifinal
Carolina trailed by five or more points in the final four minutes and won: trailed Arkansas 60-65 with 2:57 to play, won 72-65), 2017 South 2nd
Led at the half and lost: 2022 NCAA Final (led Kansas 40-25, lost 69-72)
Led by 10 or more points in the second half and lost: 2022 NCAA Final (led Kansas 40-25 to start second half, lost 69-72)
Led by 10 or more points in the second half and went to overtime: 2022 East 2nd vs. Baylor (led 67-42, tied at 80 at end of regulation, won 93-86 in OT)
Led by 20 or more points at halftime: 28 vs. Marquette, 2022 East 1st (led 53-28)
Scored 15 or more consecutive points: 19-0 run vs. Marquette, 2011 East Semifinal
Hit a last-second shot to win: Luke Maye with 0.3 seconds left to beat Kentucky, 75-73, 2017 South Final

OVERTIME

Played overtime: 2022 East 2nd vs. Baylor (won 93-86)
Lost in overtime: 2007 East final vs. Georgetown (lost, 84-96)
Played two overtimes: 1980 Midwest 2nd vs. Texas A&M (lost, 61-78)
Played three overtimes: 1957 NCAA Final vs. Kansas (won, 54-43)

SCORING MISC.

Won by 30 or more points: 32 – UNC 95, Marquette 63, 2022 East 1st
Won by 40 or more points: 43 – UNC 101, Radford 58, 2009 South 1st
Lost by 20 or more points: 23 – Wisconsin 85, UNC 62, 2021 Midwest 1st
Allowed less than 50 points: 49 by Saint Peter's, 2022 East Final



NCAA TOURNAMENT

Game-by-Game Statistics — Opponent



DATE	OPPONENT	RD	(UNC W/L)	OPP PTS	FG	FG%	1st FG%	2nd FG%	3FG	3FG%	FT	FT%	O-D-REB	PF	A	TO	B	ST
3-21-41	Pittsburgh	E-sf	L	26		.9					8-13	.615		9				
3-22-41	Dartmouth	E-con	L	60	25						10-17	.588		11				
3-21-46	NYU	E-sf	W	49	16						17-25	.680		18				
3-23-46	Ohio State	E-f	W (OT)	57	19-89	.213					19-30	.633		25				
3-26-46	Oklahoma A&M	FF-nc	L	43	16						11-22	.500		18				
3-12-57	Yale	E-1	W	74	28-67	.418					18-27	.667	38	28				
3-15-57	Canisius	E-sf	W	75	25-62	.403					25-34	.735	34	22				
3-16-57	Syracuse	E-f	W	58	24-75	.320					10-23	.435	57	27				
3-22-57	Michigan State	FF-sf	W (3 OT)	70	23-80	.288					24-36	.667	65	18				
3-23-57	Kansas	FF-nc	W (3 OT)	53	15-47	.319					23-33	.697	28	14				
3-10-59	Navy	E-1	L	76	25-51	.490					26-40	.650	43	14				
3-17-67	Princeton	E-sf	W (OT)	70	30-85	.353					10-21	.476	52	28	9	10		
3-18-67	Boston College	E-f	W	80	33-82	.402					14-20	.700	41	16	22	10		
3-24-67	Dayton	FF-sf	L	76	28-56	.500	.400	.615			20-31	.645	39	13	12	13		
3-25-67	Houston	FF-con	L	84	33-78	.423	.422	.424			18-29	.621	76	19	6	18		
3-15-68	St. Bonaventure	E-sf	W	72	28-72	.389	.382	.395			16-25	.640	43	21	12	24		
3-16-68	Davidson	E-f	W	66	23-65	.354	.419	.294			20-22	.909	48	16	5	19		
3-22-68	Ohio State	FF-sf	W	66	28-79	.354					10-18	.556	49					
3-23-68	UCLA	FF-nc	L	78	31-60	.517					16-21	.762	48	16	19	26		
3-13-69	Duquesne	E-sf	W	78	35-69	.507	.357	.457			8-17	.471	37	20	16	15		
3-15-69	Davidson	E-f	W	85	33-79	.418	.308	.459			19-25	.760	39	21	14	14		
3-20-69	Purdue	FF-sf	L	92	38-78	.487					16-22	.727	19-32-51	20	17	15		
3-22-69	Drake	FF-con	L	104	45-80	.563					14-18	.778	14-23-37	22	16	23		
3-16-72	South Carolina	E-sf	W	69	23-68	.338					23-30	.767	44	26	5	19		
3-18-72	Penn	E-f	W	59	21-56	.375					17-23	.739	35	23	10	15		
3-23-72	Florida State	FF-sf	L	79	25-55	.600	.600	.280			29-43	.674	35	20	16	27		
3-25-72	Louisville	FF-con	W	91	32-78	.410	.324	.488			27-37	.730	38	31	17	22		
3-15-75	New Mexico State	E-1	W	69	31-65	.477	.692	.333			7-9	.778	38	22	19	28	1	2
3-20-75	Syracuse	E-sf	L	78	35-60	.583	.563	.607			8-14	.571	24	20	9	21	2	4
3-22-75	Boston College	E-con	W	90	37-78	.474	.441	.500			16-19	.842	31	23	17	19	1	8
3-13-76	Alabama	ME-1	L	79	33-62	.532	.576	.483			13-21	.619	49	17	16	21	4	6
3-12-77	Purdue	E-1	W	66	26-53	.491	.500	.478			14-15	.933	29	19	7	16	3	3
3-17-77	Notre Dame	E-sf	W	77	30-45	.667	.600	.750			17-22	.773	31	19	8	21	0	6
3-19-77	Kentucky	E-f	W	72	28-61	.459	.432	.500			16-18	.889	27	26	13	11	1	4
3-26-77	UNLV	FF-sf	W	83	41-80	.513	.545	.472			1-5	.200	29	22	11	16	3	11
3-28-77	Marquette	FF-nc	L	67	22-47	.468	.533	.353			23-25	.920	29	13	8	11	3	5
3-11-78	San Francisco	W-1	L	68	28-54	.519	.481	.556			12-15	.800	39	14	23	19	5	4
3-11-79	Penn (1/9)	E-2	L	72	29-56	.518	.412	.662			14-21	.667	28	23	17	17	1	12
3-9-80	Texas A&M (3/6)	MW-2	L (2 OT)	78	24-55	.436	.500	.370			30-48	.625	48	20	6	12	2	7
3-15-81	Pittsburgh (2/10)	W-2	W	57	22-59	.373	.409				13-17	.765	26	25	4	11	2	12
3-19-81	Utah (2/3)	W-sf	W	56	23-58	.397	.370	.565			10-13	.769	32	21	17	13	2	6
3-21-81	Kansas State (2/8)	W-f	W	68	29-69	.420	.407	.429			10-13	.769	30	19	17	8	1	4
3-28-81	Virginia (2/1)	FF-sf	W	65	26-61	.426	.500	.378			13-15	.867	34	27	14	14	3	7
3-30-81	Indiana (2/3)	FF-nc	L	63	23-48	.479	.379	.632			17-22	.773	33	17	14	14	1	8
3-13-82	James Madison (1/9)	E-2	W	50	21-37	.568	.611	.526			8-11	.727	22	22	12	15	0	4
3-19-82	Alabama (1/4)	E-sf	W	69	29-53	.547	.600	.500			11-16	.688	21	27	11	10	2	2
3-21-82	Villanova (1/3)	E-f	W	60	27-55	.491	.370	.607			6-9	.667	23	22	12	13	1	3
3-27-82	Houston (1/6)	FF-sf	W	63	27-64	.422	.500	.368			9-14	.643	33	19	9	12	4	10
3-29-82	Georgetown (1/1)	FF-nc	W	62	27-51	.529	.536	.522			8-9	.889	22	20	16	12	2	11
3-19-83	James Madison (2/10)	E-2	W	49	22-49	.449	.368	.500			5-8	.625	21	23	19	19	0	9
3-25-83	Ohio State (2/3)	E-sf	W	51	20-45	.444	.523	.375			11-17	.588	10-18-28	23	9	15	2	6
3-27-83	Georgia (2/4)	E-f	L	82	32-57	.561	.515	.625			18-28	.643	15-22-37	17	16	10	2	5
3-17-84	Temple (1/8)	E-2	W	66	31-76	.408	.361	.450			4-11	.364	38	23	9	11	0	10
3-22-84	Indiana (1/4)	E-sf	L	72	24-37	.649	.619	.688			24-35	.686	28	19	13	17	1	6
3-14-85	Middle Tenn St (2/15)	SE-1	W	57	27-70	.386	.455	.324			3-7	.429	32	21	7	12	2	8
3-16-85	Notre Dame (2/7)	SE-2	W	58	22-45	.489	.538	.421			14-26	.538	23	18	10	9	3	8
3-22-85	Auburn (2/11)	SE-sf	W	56	25-59	.424	.333	.500			6-12	.500	33	18	9	5	2	4
3-24-85	Villanova (2/8)	SE-f	L	56	22-47	.468	.231	.762			12-17	.706	26	11	13	10	2	13
3-13-86	Utah (3/14)	W-1	W	72	32-67	.478	.546	.412			8-10	.800	31	26	15	15	5	8
3-15-86	UAB (3/6)	W-2	W	59	22-73	.301	.353	.256			15-27	.556	45	26	14	9	3	5
3-20-86	Louisville (3/2)	W-sf	L	94	33-65	.508	.533	.486			28-33	.849	33	17	22	12	5	6
3-12-87	Penn (1/16)	E-1	W	82	32-64	.500	.576	.419	3-4	.750	15-25	.600	15-17-32	29	10	21	1	5
3-14-87	Michigan (1/9)	E-2	W	97	40-83	.482	.381	.683	6-14	.429	11-14	.786	16-22-38	29	21	11	1	3
3-19-87	Notre Dame (1/5)	E-sf	W	68	27-56	.481	.409	.529	3-7	.429	11-13	.846	14-15-29	14	9	11	1	5
3-21-87	Syracuse (1/2)	E-f	L	79	31-60	.517	.486	.560	2-6	.333	15-29	.517	18-24-42	16	17	13	5	7
3-17-88	North Texas State (2/15)	W-1	W	65	22-66	.333	.294	.375	6-19	.316	15-20	.750	18-21-39	20	9	15	0	11
3-19-88	Loyola Marymount (2/10)	W-2	W	97	33-103	.321	.255	.385	13-39	.333	18-32	.563	28-13-41	24	17	6	1	11
3-25-88	Michigan (2/3)	W-sf	W	69	27-55	.491	.458	.516	6-16	.375	9-13	.692	7-24-31	24	15	13	4	3
3-27-88	Arizona (2/1)	W-f	L	70	21-39	.538	.467	.583	5-11	.455	23-28	.821	2-26-28	16	10	10	1	4
3-17-89	Southern (2/15)	SE-1	W	79	32-79	.405	.316	.488	10-28	.357	5-12	.417	15-18-33	16	14	9	2	11
3-19-89	UCLA (2/7)	SE-2	W	81	29-58	.500	.643	.367	8-19	.421	15-27	.556	9-24-33	24	19	9	1	3
3-23-89	Michigan (2/3)	SE-sf	L	92	36-66	.545	.588	.500	13-24	.542	7-12	.583	9-25-34	18	20	19	4	6
3-15-90	SW Missouri State (8/9)	MW-1	W	70	26-55	.472	.531	.391	6-19	.315	12-19	.631	13-19-32	19	13	13	1	4
3-17-90	Oklahoma (8/1)	MW-2	W	77	28-58	.483	.424	.560	7-19	.368	14-18	.778	9-19-28	18	21	17	2	10
3-22-90	Arkansas (8/4)	MW-sf	L	96	37-72	.514	.457	.568	8-18	.444	14-17	.824	36	21	20	12	1	10
3-15-91	Northeastern (1/16)	E-1	W	66	27-72	.375	.309	.467	3-15	.200	9-12	.750	12-30-32	25	17	21	3	13
3-17-91	Villanova (1/9)	E-2	W	69	24-58	.414	.400	.424	9-21	.429	12-12	1.000	10-24-34	21	11	22	5	8
3-22-91	Eastern Michigan (1/12)	E-sf	W	67	27-61	.443	.586	.313	7-20	.350	6-10	.600	12-18-30	16	18	16	6	7
3-24-91	Temple (1/10)	E-f	W	72	28-65	.431	.333	.514	9-24	.375	7-12	.583	12-23-35	16	12	6	7	3
3-30-91	Kansas (1/3)	FF-sf	L	79	27-66													

DATE	OPPONENT	RD	(UNC W/L)	PTS	FG	FG%	1st FG%	2nd FG%	3FG	3FG%	FT	FT%	O-D-REB	PF	A	TO	B	ST
3-17-95	Murray State (2/15)	SE-1	W	70	26-73	.356	.457	.263	7-24	.292	11-13	.846	18-17-35	22	6	9	0	11
3-19-95	Iowa State (2/7)	SE-2	W	51	21-54	.389	.423	.357	5-23	.217	4-6	.667	9-16-25	13	12	15	0	8
3-23-95	Georgetown (2/6)	SE-sf	W	64	23-69	.333	.270	.406	3-12	.250	15-22	.682	23-22-45	18	9	9	4	6
3-25-95	Kentucky (2/1)	SE-f	W	61	21-75	.280	.265	.293	7-36	.194	12-16	.750	19-19-38	23	19	12	4	13
4-1-95	Arkansas (2/2)	FF-sf	L	75	28-74	.378	.300	.471	12-34	.353	7-9	.778	16-26-42	17	22	9	1	9
3-15-96	New Orleans (6/11)	E-1	W	62	25-60	.417	.357	.469	6-18	.333	6-9	.667	8-19-27	17	13	7	0	6
3-17-96	Texas Tech (6/3)	E-2	L	92	30-51	.588	.548	.650	12-26	.462	20-30	.667	8-25-33	19	22	11	2	5
3-13-97	Fairfield (1/16)	E-1	W	74	25-51	.490	.560	.423	12-24	.500	12-15	.800	12-22-34	14	17	11	1	0
3-15-97	Colorado (1/9)	E-2	W	56	25-62	.403	.452	.355	3-18	.167	3-10	.300	8-23-31	22	11	10	2	7
3-21-97	California (1/5)	E-sf	W	57	21-55	.382	.385	.379	8-23	.348	7-14	.500	12-25-37	16	16	16	4	7
3-23-97	Louisville (1/6)	E-f	W	74	26-69	.377	.313	.432	11-34	.324	11-16	.688	21-16-37	26	17	16	1	5
3-29-97	Arizona (1/4)	FF-sf	L	66	22-66	.333	.344	.324	11-29	.379	11-16	.688	17-31-48	13	15	16	8	8
3-12-98	Navy (1/16)	E-1	W	52	20-74	.270	.314	.231	6-20	.300	6-10	.600	12-21-33	19	9	12	0	7
3-14-98	UNC Charlotte (1/8)	E-2	W (OT)	83	31-73	.425	.417	.419	9-26	.346	12-16	.750	23-20-43	21	18	11	0	3
3-19-98	Michigan State (1/4)	E-sf	W	58	21-68	.309	.345	.282	6-25	.240	10-12	.833	16-17-33	22	10	5	3	4
3-21-98	Connecticut (1/2)	E-f	W	64	23-58	.397	.353	.458	8-24	.333	10-15	.667	12-18-30	14	11	12	1	4
3-28-98	Utah (1/2)	FF-sf	L	66	24-58	.444	.483	.400	5-17	.294	12-22	.545	8-31-39	15	14	9	3	5
3-11-99	Weber State (3/14)	W-1	L	76	26-55	.473	.433	.520	14-26	.538	10-12	.833	5-22-27	15	15	13	4	6
3-17-00	Missouri (8/9)	S-1	W	70	27-66	.409	.469	.353	8-31	.258	8-11	.727	11-19-30	22	16	13	0	4
3-19-00	Stanford (8/1)	S-2	W	53	20-58	.345	.345	.345	6-22	.273	7-8	.875	14-24-38	18	11	11	3	6
3-24-00	Tennessee (8/4)	S-sf	W	69	21-59	.356	.406	.296	6-21	.286	21-24	.875	15-23-38	17	11	14	4	9
3-26-00	Tulsa (8/7)	S-f	W	55	22-59	.373	.444	.313	5-20	.250	6-9	.667	9-20-29	19	9	12	4	9
4-3-00	Florida (8/5)	FF-sf	L	71	25-64	.391	.394	.387	7-28	.250	14-23	.609	14-29-43	23	13	10	2	9
3-16-01	Princeton (2/15)	S-1	W	48	20-53	.377	.292	.448	7-29	.241	1-2	.500	3-16-19	17	17	13	2	11
3-18-01	Penn State (2/7)	S-2	L	82	31-71	.437	.432	.441	7-26	.269	13-15	.867	13-20-33	17	17	11	1	18
3-18-04	Air Force (6/11)	S-1	W	52	17-39	.436	.500	.381	8-25	.320	10-13	.769	2-19-21	15	15	16	2	7
3-20-04	Texas (6/3)	S-2	L	78	27-55	.491	.600	.360	5-13	.385	19-23	.826	9-26-35	19	10	11	1	6
3-18-05	Oakland (1/16)	E-1	W	68	25-58	.431	.448	.414	6-15	.400	12-18	.667	11-11-22	16	12	10	0	9
3-20-05	Iowa State (1/8)	E-2	W	65	27-76	.355	.429	.293	4-13	.308	7-17	.412	20-27-47	23	20	17	2	8
3-25-05	Villanova (1/5)	E-sf	W	66	23-61	.377	.375	.379	8-28	.286	12-19	.632	14-19-33	21	7	9	5	5
3-27-05	Wisconsin (1/6)	E-f	W	82	30-61	.492	.500	.481	11-24	.458	11-13	.846	10-19-29	17	17	12	0	5
4-2-05	Michigan State (1/5)	FF-sf	W	71	25-74	.338	.375	.294	7-23	.304	14-18	.778	15-27-42	19	15	12	4	10
4-4-05	Illinois (1/1)	FF-nc	W	70	27-70	.386	.270	.515	12-40	.300	4-6	.667	17-22-39	18	18	8	1	8
3-17-06	Murray State (3/14)	E-1	W	65	25-65	.385	.324	.464	7-27	.259	8-12	.667	17-16-33	19	5	13	2	9
3-19-06	George Mason (3/11)	E-2	L	65	23-58	.397	.281	.538	4-16	.250	15-19	.789	11-27-38	8	14	8	2	7
3-15-07	Eastern Kentucky (1/16)	E-1	W	65	28-59	.475	.483	.467	6-22	.273	3-6	.500	6-10-16	13	14	16	1	12
3-17-07	Michigan State (1/9)	E-2	W	67	22-59	.373	.414	.333	8-20	.400	15-17	.882	11-18-29	27	15	10	0	5
3-23-07	Southern California (1/5)	E-sf	W	64	26-61	.426	.500	.333	5-18	.278	7-9	.778	10-29-39	19	13	18	7	5
3-25-07	Georgetown (1/2)	E-f	L (OT)	96	38-66	.576	.594	.556	8-14	.571	12-18	.667	11-27-38	18	26	10	11	4
3-21-08	Mount St. Mary's (1/16)	E-1	W	74	28-65	.431	.486	.367	7-22	.318	11-14	.786	9-13-22	18	16	15	1	7
3-23-08	Arkansas (1/9)	E-2	W	77	28-59	.475	.357	.581	5-18	.278	16-23	.696	14-13-27	13	11	9	3	5
3-27-08	Washington State (1/4)	E-sf	W	47	18-57	.316	.346	.290	2-16	.125	9-15	.600	9-23-32	18	9	10	5	6
3-29-08	Louisville (1/3)	E-f	W	73	29-55	.527	.519	.536	6-19	.316	9-16	.563	13-14-27	19	15	19	5	7
4-5-08	Kansas (1/1)	FF-sf	L	84	34-64	.531	.545	.516	5-15	.333	11-14	.786	11-31-42	21	17	19	9	10
3-19-09	Radford (1/16)	S-1	W	58	22-80	.275	.395	.167	5-17	.294	9-14	.643	20-28-48	17	9	18	6	9
3-21-09	LSU (1/8)	S-2	W	70	29-64	.453	.400	.500	9-22	.409	3-6	.500	16-17-43	16	12	15	4	5
3-27-09	Gonzaga (1/4)	S-sf	W	77	27-58	.486	.485	.440	7-23	.304	16-23	.696	4-27-31	19	10	12	5	6
3-29-09	Oklahoma (1/2)	S-f	W	60	24-54	.444	.364	.500	2-19	.105	10-16	.625	12-19-31	20	9	16	0	6
4-4-09	Villanova (1/3)	FF-sf	W	69	26-79	.329	.390	.263	5-27	.185	12-16	.750	22-31-53	26	8	12	3	7
4-6-09	Michigan State (1/2)	FF-nc	W	72	22-55	.400	.444	.357	7-23	.304	21-29	.724	13-29-42	28	13	21	5	1
3-18-11	Long Island (2/15)	E-1	W	87	31-85	.365	.390	.341	8-31	.258	17-25	.680	16-23-39	28	19	14	1	11
3-20-11	Washington (2/7)	E-2	W	83	33-72	.458	.450	.469	10-19	.526	7-7	1.000	14-26-40	20	17	13	2	6
3-25-11	Marquette (2/11)	E-sf	W	63	23-63	.365	.200	.515	2-16	.125	15-20	.750	18-24-42	17	8	18	8	4
3-27-11	Kentucky (2/4)	E-f	L	76	27-56	.482	.467	.500	12-22	.545	10-16	.625	9-25-34	13	16	14	5	10
3-16-12	Vermont (1/16)	MW-1	W	58	25-63	.397	.379	.412	3-18	.167	5-8	.625	16-26-42	19	8	20	2	6
3-18-12	Creighton (1/8)	MW-2	W	73	28-68	.412	.375	.464	8-20	.400	9-12	.750	9-26-35	18	11	9	3	7
3-23-12	Ohio (1/13)	MW-sf	W (OT)	65	23-71	.324	.229	.500	12-32	.375	7-8	.875	7-23-30	22	17	13	3	13
3-25-12	Kansas (1/2)	MW-f	L	80	29-63	.460	.563	.355	4-14	.286	18-24	.750	11-30-41	16	14	8	3	9
3-22-13	Villanova (8/9)	S-1	W	71	27-61	.443	.500	.405	4-21	.190	13-19	.684	15-22-37	22	6	16	2	9
3-24-13	Kansas (8/1)	S-2	L	70	24-55	.436	.250	.630	5-14	.357	17-21	.810	15-35-50	12	11	22	5	7
3-21-14	Providence (6/11)	E-1	W	77	28-53	.528	.520	.536	4-16	.250	17-21	.810	9-17-26	14	12	10	8	4
3-23-14	Iowa State (6/3)	E-2	L	85	29-66	.439	.343	.548	12-26	.462	15-21	.714	11-26-37	17	16	14	1	6
3-19-15	Harvard (4/13)	W-1	W	65	21-55	.382	.286	.481	5-13	.385	18-20	.900	12-14-26	16	9	7	2	9
3-21-15	Arkansas (4/5)	W-2	W	78	24-65	.369	.308	.462	8-25	.320	22-27	.815	20-19-39	23	17	21	3	9
3-26-15	Wisconsin (4/1)	W-sf	L	79	26-56	.464	.367	.577	7-21	.333	20-23	.870	12-23-35	18	13	5	0	3
3-17-16	Florida Gulf Coast (1/16)	E-1	W	67	25-58	.431	.600	.303	2-11	.182	15-24	.625	15-28-43	19	10	14	5	6
3-19-16	Providence (1/9)	E-2	W	66	23-57	.404	.379	.429	12-28	.261	14-23	.609	9-15-24	20	8	11	1	5
3-25-16	Indiana (1/5)	E-sf	W	86	25-61	.410	.406	.414	13-31	.419	23-26	.885	15-17-32	27	13	12	1	2
3-27-16	Notre Dame (1/6)	E-f	W	74	27-49	.551	.583	.520	9-18	.500	11-14	.786	5-10-15	18	9	7	1	3
4-2-16	Syracuse (1/10)	FF-sf	W	66	27-66	.409	.355	.457										



NCAA TOURNAMENT SINGLE-GAME HIGHS/LOWS

Opponents



MOST POINTS

104 by Drake, 1969 NCAA 3rd Place
 97 by Auburn, 2019 Midwest Semifinal
 97 by Loyola Marymount, 1988 West 2nd
 97 by Michigan, 1987 East 2nd
 96 by Georgetown, 2007 East Final (OT)
 96 by Arkansas, 1990 Midwest Semifinal

FEWEST POINTS

26 by Pittsburgh, 1941 East Semifinal
 43 by Oklahoma A&M, 1946 NCAA Final
 47 by Washington State, 2008 East Semifinal
 48 by Princeton, 2001 South 1st
 49 by Saint Peter's, 2022 East Final
 49 by James Madison, 1983 East 2nd
 49 by NYU, 1946 East Semifinal

MOST POINTS IN A HALF

57 by Arkansas, 2nd half, 1990 Midwest Semifinal
 57 by Loyola Marymount, 2nd half, 1988 West 2nd
 57 by Louisville, 2nd half, 1972 NCAA 3rd Place
 56 by Auburn, 2nd half, 2019 Midwest Semifinal
 54 by Michigan, 2nd half, 1987 East 2nd
 54 by Drake, 2nd half, 1969 NCAA 3rd Place

MOST POINTS IN FIRST HALF

53 by Penn, 1987 East 1st

FEWEST POINTS IN A HALF

8 by Pittsburgh, 1st half, 1941 East Semifinal
 15 by Marquette, 1st half, 2011 East Semifinal
 16 by Princeton, 1st half, 2001 South 1st
 17 by Villanova, 1st half, 1985 Southeast Final
 17 by James Madison, 1st half, 1983 East 2nd

MOST FIELD GOALS

45 by Drake, 1969 NCAA 3rd Place
 41 by UNLV, 1977 NCAA Semifinal
 40 by Michigan, 1987 East 2nd
 38 by Georgetown, 2007 East Final (OT)
 38 by Purdue, 1969 NCAA Semifinal

FEWEST FIELD GOALS

15 by Kansas, 1957 Final (3 OT)
 16 by Oklahoma A&M, 1946 NCAA Final
 17 by Air Force, 2004 South 1st
 18 by Saint Peter's, 2022 East Final
 18 by Washington State, 2008 East Semifinal
 18 by Liberty, 1994 East 1st

MOST FIELD GOALS ATTEMPTED

103 by Loyola Marymount, 1988 West 2nd
 89 by Ohio State, 1946 East Final (OT)
 85 by Long Island, 2011 East 1st
 85 by Princeton, 1967 East Semifinal (OT)
 83 by Michigan, 1987 East 2nd

FEWEST FIELD GOALS ATTEMPTED

37 by Indiana, 1984 East Semifinal
 37 by James Madison, 1982 East 2nd
 39 by Air Force, 2004 South 1st
 39 by Arizona, 1988 West Final
 45 by Notre Dame, 1985 Southeast 2nd
 45 by Ohio State, 1983 East Semifinal
 45 by Notre Dame, 1977 East Semifinal

HIGHEST FIELD GOAL PERCENTAGE

.667 by Notre Dame (30x45), 1977 East Semifinal
 .649 by Indiana (24x37), 1984 East Semifinal
 .600 by Florida State (25x55), 1972 NCAA Semifinal
 .588 by Texas Tech (30x51), 1996 East 2nd
 .583 by Villanova (28x48), 2016 NCAA Final
 .583 by Syracuse (35x50), 1975 East Semifinal

LOWEST FIELD GOAL PERCENTAGE

.213 by Ohio State (19x89), 1946 East Final (OT)
 .270 by Navy (20x74), 1998 East 1st
 .275 by Radford (22x80), 2009 South 1st
 .280 by Kentucky (21x75), 1995 Southeast Final
 .290 by Liberty (18x62), 1994 East 1st
 .290 by Alabama (20x69), 1992 Southeast 2nd

HIGHEST FIELD GOAL PERCENTAGE IN A HALF

.762 by Villanova, 2nd half (16x21),
 1985 Southeast Final
 .750 by Notre Dame, 2nd half (15x20),
 1977 East Semifinal
 .692 by New Mexico State, 1st half (18x26),
 1975 East 1st
 .688 by Indiana, 2nd half (11x16), 1984 East Semifinal
 .683 by Michigan, 2nd half (24x41), 1987 East 2nd

LOWEST FIELD GOAL PERCENTAGE IN A HALF

.167 by Radford, 2nd half (7x42), 2009 South 1st
 .200 by Marquette, 1st half (6x30), 2011 East Semifinal
 .226 by Saint Peter's, 1st half (7x31), 2022 East Final
 .229 by Ohio, 1st half (8x35), 2012 Midwest Semifinal (OT)
 .229 by Rhode Island, 1st half (8x35), 1993 East 2nd

MOST THREE-POINT FIELD GOALS MADE

17 by Auburn, 2019 Midwest Semifinal
 15 by Iona, 2019 Midwest 1st
 14 by Weber State, 1999 West 1st
 13 by Wisconsin, 2021 Midwest 1st
 13 by Indiana, 2016 East Semifinal
 13 by Michigan, 1989 Southeast Semifinal
 13 by Loyola Marymount, 1988 West 2nd

FEWEST THREE-POINT FIELD GOALS MADE

2 by Florida Gulf Coast, 2016 East 1st
 2 by Marquette, 2011 East Semifinal
 2 by Oklahoma, 2009 South Final
 2 by Washington State, 2008 East Semifinal
 2 by Syracuse, 1987 East Final

MOST THREE-POINT FIELD GOAL ATTEMPTS

41 by Iona, 2019 Midwest 1st
 40 by Illinois, 2005 NCAA Final
 39 by Loyola Marymount, 1988 West 2nd
 37 by Baylor, 2022 East 2nd
 37 by Auburn, 2019 Midwest Semifinal

FEWEST THREE-POINT FIELD GOAL ATTEMPTS

4 by Penn, 1987 East 1st
 6 by Syracuse, 1987 East Final
 7 by Notre Dame, 1987 East Semifinal
 11 by Florida Gulf Coast, 2016 East 1st
 11 by Arizona, 1988 West Final

HIGHEST THREE-POINT FG PERCENTAGE (min. 10 attempts)

.571 by Villanova (8x14), 2016 NCAA Final
 .571 by Georgetown (8x14), 2007 East Final (OT)
 .550 by Kansas (11x20), 1993 NCAA Semifinal
 .545 by Kentucky (12x22), 2011 East Final
 .542 by Michigan (13x24), 1989 Southeast Semifinal

LOWEST THREE-POINT FG PERCENTAGE (min. 10 attempts)

.105 by Oklahoma (5x27), 2009 South Final
 .125 by Marquette (2x16), 2011 East Semifinal
 .125 by Washington State (2x16), 2008 East Semifinal
 .167 by Vermont (3x18), 2012 Midwest 1st
 .167 by Colorado (3x18), 1997 East 2nd

MOST FREE THROWS MADE

30 by Texas A&M, 1980 Midwest 2nd (2 OT)
 29 by Florida State, 1972 NCAA Semifinal
 28 by Louisville, 1986 West Semifinal
 27 by Louisville, 1972 NCAA 3rd Place
 26 by Navy, 1959 East 1st

FEWEST FREE THROWS MADE

1 by Princeton, 2001 South 1st
 1 by UNLV, 1977 NCAA Semifinal
 3 by Marquette, 2022 East 1st
 3 by LSU, 2009 South 2nd
 3 by Eastern Kentucky, 2007 East 1st
 3 by Colorado, 1997 East 2nd
 3 by Middle Tennessee State, 1985 Southeast 1st

MOST FREE THROWS ATTEMPTED

48 by Texas A&M, 1980 Midwest 2nd (2 OT)
 43 by Florida State, 1972 NCAA Semifinal
 40 by Navy, 1959 East 1st
 37 by Louisville, 1972 NCAA 3rd Place
 36 by Kansas, 1991 NCAA Semifinal
 36 by Michigan State, 1957 Semifinal (3 OT)

FEWEST FREE THROWS ATTEMPTED

2 by Princeton, 2001 South
 5 by UNLV, 1977 NCAA Semifinal
 6 by LSU, 2009 South 2nd
 6 by Eastern Kentucky, 2007 East 1st
 6 by Illinois, 2005 NCAA Final
 6 by Iowa State, 1995 Southeast 2nd
 6 by Liberty, 1994 East 1st

HIGHEST FREE THROW PERCENTAGE (min. 10 attempts)

100.0 by Villanova (12x12), 1991 East 2nd
 .933 by Iona (14x15), 2019 Midwest 1st
 .933 by Purdue (14x15), 1977 East 1st
 .920 by Marquette (23x25), 1977 NCAA Final
 .909 by Davidson (20x22), 1968 East Final

LOWEST FREE THROW PERCENTAGE (min. 10 attempts)

.300 by Colorado (3x10), 1997 East 2nd
 .308 by Syracuse (4x13), 2016 NCAA Semifinal
 .364 by Temple (4x11), 1984 East 2nd
 .400 by Washington (4x10), 2019 Midwest 2nd
 .412 by Iowa State (7x17), 2005 East 2nd

MOST REBOUNDS

76 by Houston, 1967 NCAA 3rd Place
 65 by Michigan State, 1957 NCAA Semifinal (3 OT)
 57 by Syracuse, 1957 East Final
 53 by Villanova, 2009 NCAA Semifinal
 52 by Princeton, 1967 East Semifinal (OT)

FEWEST REBOUNDS

15 by Notre Dame, 2016 East Final
 16 by Eastern Kentucky, 2007 East 1st
 19 by Princeton, 2001 South 1st
 21 by Air Force, 2004 South 1st
 21 by James Madison, 1983 East 2nd

HIGHEST REBOUND MARGIN

24 by Houston (52-76), 1967 NCAA 3rd Place
 14 by Texas A&M (36-50), 2018 West 2nd
 14 by Kansas (36-50), 2013 South 3rd
 14 by Purdue (37-51), 1969 NCAA Semifinal
 13 by Alabama (36-49), 1976 Mideast 1st
 13 by UCLA (35-48), 1968 NCAA Final

MOST PERSONAL FOULS

31 by Louisville, 1972 NCAA 3rd Place
29 by Michigan, 1987 East 2nd
29 by Penn, 1987 East 1st
28 by Long Island, 2011 East 1st
28 by Michigan State, 2009 NCAA Final
28 by Princeton, 1967 East Semifinal (OT)
28 by Yale, 1957 East 1st

FEWEST PERSONAL FOULS

8 by George Mason, 2006 East 2nd
10 by Washington, 2019 Midwest 2nd
11 by UCLA, 2022 East Semifinal
11 by Wisconsin, 2021 Midwest 1st
11 by Villanova, 1985 Southeast Final

MOST ASSISTS

26 by Georgetown, 2007 East Final (OT)
23 by San Francisco, 1978 West 1st
22 by Texas Tech, 1996 East 2nd
22 by Arkansas, 1995 NCAA Semifinal
22 by Louisville, 1986 West Semifinal
22 by Boston College, 1967 East Final

FEWEST ASSISTS

4 by Pittsburgh, 1981 West 2nd
5 by Syracuse, 2016 NCAA Semifinal
5 by Murray State, 2006 East 1st
5 by Alabama, 1992 Southeast 2nd
5 by South Carolina, 1972 East Semifinal
5 by Davidson, 1968 East Final

MOST TURNOVERS

28 by New Mexico State, 1975 East 1st
27 by Florida State, 1972 NCAA Semifinal
26 by UCLA, 1968 NCAA Final
24 by St. Bonaventure, 1968 East Semifinal
23 by Drake, 1969 NCAA 3rd Place

FEWEST TURNOVERS

4 by Duke, 2022 NCAA Semifinal
5 by Wisconsin, 2015 West Semifinal
5 by Michigan State, 1998 East Semifinal
5 by Auburn, 1985 Southeast Semifinal
6 by UCLA, 2022 East Semifinal
6 by Temple, 1991 East Final
6 by Loyola Marymount, 1988 West 2nd

MOST BLOCKED SHOTS

11 by Georgetown, 2007 East Final (OT)
9 by Kansas, 2008 NCAA Semifinal
8 by Wisconsin, 2021 Midwest 1st
8 by Texas A&M, 2018 West 2nd
8 by Providence, 2014 East 1st
8 by Marquette, 2011 East Semifinal
8 by Arizona, 1997 NCAA Semifinal

FEWEST BLOCKED SHOTS

0 many times (last by Wisconsin, 2015 West Semifinal)

MOST STEALS

18 by Penn State, 2001 South 2nd
13 by Ohio, 2012 Midwest Semifinal (OT)
13 by Kentucky, 1995 Southeast Final
13 by Northeastern, 1991 East 1st
13 by Villanova, 1985 Southeast Final

FEWEST STEALS

0 by Fairfield, 1997 East 1st
1 by Michigan State, 2009 NCAA Final
2 by Gonzaga, 2017 NCAA Final
2 by Indiana, 2016 East Semifinal
2 by Miami (Ohio), 1992 Southeast 1st
2 by Alabama, 1982 East Semifinal
2 by New Mexico State, 1975 East 1st

INDIVIDUAL LEADERS

MOST POINTS (30 or more)

36 – Bryce Cotton, Providence, 2014 East 1st
36 – Harold Arceneaux, Weber State, 1999 West 1st
36 – Rick Mount, Purdue, 1969 NCAA Semifinal
35 – Leon Douglas, Alabama, 1976 Mideast 1st
34 – Glen Rice, Michigan, 1989 Southeast Semifinal
34 – Lew Alcindor, UCLA, 1968 NCAA Final
34 – Don May, Dayton, 1969 NCAA Semifinal
31 – Mark Macon, Temple, 1991 East Final

MOST FIELD GOALS MADE

16 – Leon Douglas, Alabama, 1976 Mideast 1st (16x23)
16 – Don May, Dayton, 1967 NCAA Semifinal (16x22)
15 – Lew Alcindor, UCLA, 1968 NCAA Final (15x21)
14 – Harold Arceneaux, Weber State, 1999 West 1st (14x26)
14 – Rick Mount, Purdue, 1969 NCAA Semifinal (14x28)

MOST FIELD GOAL ATTEMPTS

28 – Rick Mount, Purdue, 1969 NCAA Semifinal
27 – Drew Neitzel, Michigan State, 2007 East 2nd
26 – Harold Arceneaux, Weber State, 1999 West 1st
25 – Adam Flagler, Baylor, 2022 East 2nd (OT)
25 – Chuck Person, Auburn, 1985 Southeast Semifinal

MOST 3-POINT FIELD GOALS MADE

8 – Greg Francis, Fairfield, 1997 East 1st (8x12)
8 – Jamie Mercurio, Miami (Ohio), 1992 Southeast 1st (8x14)
8 – Glen Rice, Michigan, 1989 Southeast Semifinal (8x12)
7 – Rickey McGill Iona, 2019 Midwest 1st (7x9)
7 – Jeff Fryer, Loyola Marymount, 1988 West 2nd (7x14)

MOST 3-POINT FIELD GOAL ATTEMPTS

17 – Drew Neitzel, Michigan State, 2007 East 2nd
16 – Luther Head, Illinois, 2005 NCAA Final
16 – Carlos Sample, Southern, 1989 Southeast 1st
15 – Clarence Gilbert, Missouri, 2000 South 1st
14 – Tony Delk, Kentucky, 1995 Southeast Final
14 – Jamie Mercurio, Miami (Ohio), 1992 Southeast 1st
14 – Jeff Fryer, Loyola Marymount, 1988 West 2nd

MOST FREE THROWS MADE

12 – Tyler Dorsey, Oregon, 2017 NCAA Semifinal (12x12)
11 – Sean Elliott, Arizona, 1988 West Final (11x14)
11 – Wilt Chamberlain, Kansas, 1957 NCAA Final (11x16) (3 OT)
10 – Michael Qualls, Arkansas, 2015 West 2nd (10x11)
10 – Raymar Morgan, Michigan State, 2007 East 2nd (10x11)
10 – Maurice Ager, Michigan State, 2005 NCAA Semifinal (10x10)
10 – Herbert Crook, Louisville, 1986 West Semifinal (10x10)
10 – Ron King, Florida State, 1972 NCAA Semifinal (10x10)

MOST FREE THROW ATTEMPTS

16 – Wilt Chamberlain, Kansas, 1957 NCAA Final (3 OT)
15 – Trevor Wilson, UCLA, 1989 Southeast 2nd
14 – Sean Elliott, Arizona, 1988 West Final
13 – Adonis Jordan, Kansas, 1991 NCAA Semifinal
12 – Tyler Dorsey, Oregon, 2017 NCAA Semifinal
12 – Hank Nowak, Canisius, 1957 East 1st
12 – Bruce Lefkowitz, Penn, 1987 First

HIGHEST FREE THROW PERCENTAGE

1.000 – Tyler Dorsey, Oregon, 2017 NCAA Semifinal (12x12)

MOST REBOUNDS (15 or more)

20 – Jared Homan, Iowa State, 2005 East 2nd
19 – Ronnie Morgan, North Texas State, 1988 West 1st
19 – John Green, Michigan State, 1957 NCAA Semifinal (3 OT)
17 – Leon Douglas, Alabama, 1976 Mideast 1st
17 – Leary Lentz, Houston, 1967 NCAA 3rd Place
16 – Jordan Bell, Oregon, 2017 NCAA Semifinal
16 – Jeff Withey, Kansas, 2013 South 2nd
16 – Blake Griffin, Oklahoma, 2009 South Final
16 – Lew Alcindor, UCLA, 1968 NCAA Final
16 – Elvin Hayes, Houston, 1967 NCAA 3rd Place
15 – Paul Davis, Michigan State, 2005 NCAA 3rd Place (3 OT)
15 – Larry Hedden, Michigan State, 1957 NCAA Semifinal (3 OT)

MOST ASSISTS

13 – Rumeal Robinson, Michigan, 1989 Southeast Semifinal
11 – Jared Harper, Auburn, 2019 Midwest Semifinal
11 – Willie McCarter, Drake, 1969 NCAA 3rd Place
10 – Tyler Kolek, Marquette, 2022 East 1st
10 – Sean Colson, UNC Charlotte, 1998 East 2nd (OT)
10 – Jason Martin, Texas Tech, 1996 East 2nd
10 – Corey Beck, Arkansas, 1995 NCAA Semifinal
10 – Corey Gaines, Loyola Marymount, 1988 West 2nd
10 – Gary Grant, Michigan, 1987 East 2nd*

** Grant had 24 points, 10 rebounds and 10 assists – the only triple-double by a Tar Heel opponent in an NCAA Tournament game*

MOST TURNOVERS

10 – Henry Bacon, Louisville, 1972 NCAA 3rd Place
9 – Dexter Hawkins, New Mexico State, 1975 East 1st
7 – 10 players; latest– DeAndre Kane, Iowa State, 2014 East 2nd

MOST BLOCKED SHOTS

6 – KC Ndefo, Saint Peter's, 2022 East Final
6 – Roy Hibbert, Georgetown, 2007 East 2nd (OT)
5 – Kur Kuath, Marquette, 2022 East 1st
5 – Jeff Withey, Kansas, 2013 South 2nd
4 – Nate Reuvers, Wisconsin, 2021 Midwest 1st
4 – Jordan Bell, Oregon, 2017 NCAA Semifinal
4 – Austin Daye, Gonzaga, 2009 South Semifinal
4 – Chris Johnson, LSU, 2009 South 2nd
4 – Darrell Arthur, Kansas, 2008 NCAA Semifinal
4 – Cole Aldrich, Kansas, 2008 NCAA Semifinal
4 – Taj Gibson, Southern California, 2007 East Semifinal
4 – A.J. Bramlett, Arizona, 1997 NCAA Semifinal

MOST STEALS

6 – Vincent Rainey, Murray State, 1995 Southeast 1st
5 – Bobby Portis, Arkansas, 2015 West 2nd
5 – Tyshawn Taylor, Kansas, 2012 Midwest Final
5 – Gabe Pruitt, Southern California, 2007 East Semifinal
5 – Titus Ivory, Penn State, 2001 South 2nd
5 – Nick Van Exel, Cincinnati, 1993 East Final (OT)
5 – Andre Samuel, Rhode Island, 1993 East 2nd
5 – Lance Miller, Villanova, 1991 East 2nd
5 – Joe Faulkner, Southern, 1989 Southeast 1st
5 – Sam Clancy, Pittsburgh, 1981 West 1st



LAST TIME IT HAPPENED ... IN NCAA TOURNAMENT PLAY by Opponents



SCORING

Scored 25 points: 27 by Adam Flagler, Baylor, 2022 East 2nd (OT)
Scored 30 points: 36 by Bryce Cotton, Providence, 2014 East 1st
Three players scored 20 points: Gary Grant (24), Glen Rice (22) and Antoine Joubert (20), Michigan, 1987 East 2nd
One player in double figures: 16 by Ed Persia, Princeton, 2001 South 1st
No starters in double figures: Arkansas, 2017 South 2nd
Six players in double figures: Chuma Okeke (20), Malik Dunbar (13), Bryce Brown (12), Danjel Purifoy (12), Samir Doughty (10) and J'Von McCormick (10), Auburn, 2019 Midwest Semifinal
Scored 50 points/half: 51 by Baylor (2nd half), 2022 East 2nd (OT)
Scored 55 points/half: 56 by Auburn (2nd half), 2019 Midwest Semifinal
Scored 100 points: 104 by Drake, 1969 NCAA 3rd Place
Scored 15 points/half: 15 by Marquette (1st half), 2011 East Semifinal
Scored less than 20 points/half: 19 by Saint Peter's (1st half), 2022 East Final
Scored less than 50 pts/game: 49 by Saint Peter's, 2022 East Final

FIELD GOAL SHOOTING

Shot 60 percent/half: 60.0 (15x25) by Florida Gulf Coast, 2016 East 1st
Shot 65 percent/half: 65.0 (13x20) by Texas Tech, 2nd half, 1996 East 2nd
Shot 70 percent/half: 76.2 (16x21) by Villanova, 2nd half, 1985 Southeast Final
Shot 50 percent/both halves: 50.0 (17x34) and 53.8 (14x26) by Texas A&M, 2018 West 2nd
Shot 60 percent/both halves: 61.9 (13x21) and 68.8 (11x16) by Indiana, 1984 East Semifinal
Shot 60 percent/game: 64.9 (24x37) by Indiana, 1984 East Semifinal
Shot under 20 percent/half: 16.7 (7x42) by Radford, 2nd half, 2009 South 1st
Shot under 25 percent/half: 22.6 (7x31) by Saint Peter's (1st half), 2022 East Final
Shot under 30 percent/game: 27.5 (22x80) by Radford, 2009 South 1st
Shot under 40 percent/game and won: 39.7 by George Mason (23x58), 2006 East 2nd
Shot over 50 percent and lost: 55.1 (27x49) by Notre Dame, 2016 East Final

THREE-POINTERS

Made 7 three-pointers: 7 by Rickey McGill, Iona, 2019 Midwest 1st
Attempted 10 three-pointers: 11 by Adam Flagler, Baylor, 2022 East 2nd (OT)
Made more than 10 three-pointers: 13 by Wisconsin, 2021 Midwest 1st
Made more than 15 three-pointers: 17 by Auburn, 2019 Midwest Semifinal
Made less than five three-pointers: 4 by Saint Peter's, 2022 East Final
Attempted 30 three-pointers: 37 Baylor, 2022 East 2nd (OT)
Attempted 40 three-pointers: 41 by Iona, 2019 Midwest 1st
Shot 50 percent 3FG (min. 10 att.): 57.1 (8x14) by Villanova, 2016 NCAA Final

FREE THROWS

Made 10 for 10 or better: 12x12 by Tyler Dorsey, Oregon, 2017 NCAA Semifinal
Made 10 or more: 12 by Tyler Dorsey, Oregon, 2017 NCAA Semifinal
Shot 100 percent (min. 10 att.): 100.0 (12x12) by Villanova, 1991 East 2nd
Shot under 50 percent: 47.1 (8x17) by Auburn, 2019 Midwest Semifinal
Shot under 40 percent: 30.8 (4x13) by Syracuse, 2016 NCAA Semifinal
Made 25 free throws: 25 by Oregon, 2017 NCAA Semifinal
Made less than five FTs: 3 by Marquette, 2022 East 1st
Attempted 30 free throws: 30 by Texas Tech, 1996 East 2nd
Attempted less than five FTs: 2 by Princeton, 2001 South 1st

REBOUNDS

Had 15 rebounds: 16 by Jordan Bell, Oregon, 2017 NCAA Semifinal
Three players had double-figure rebounds: Joey Lynch-Flohr (11), Artsiom Parakhouski (10) and Eric Hall (10), Radford, 2009 South 1st
Had 20 offensive rebounds: 20 by Arkansas, 2015 West 3rd
Had 50 rebounds: 50 by Texas A&M, 2018 West 2nd

DOUBLE-DOUBLES

Two players had double-doubles: David McCormack (15 points/10 rebounds), Christian Braun (12 points/12 rebounds), Kansas, 2022 NCAA Final
Three players had double-doubles: Hank Gathers (17 points and 12 rebounds), Mike Yoest (10 points and 12 rebounds) and Corey Gaines (16 points and 10 assists), Loyola Marymount, 1988 West 2nd
Points & assists: Sean Colson, UNC Charlotte (21 points and 10 assists), 1998 East 2nd (OT)

TRIPLE-DOUBLE

Player had a triple double: Gary Grant, Michigan (24 points, 10 rebounds, 10 assists), 1987 East 2nd

ASSISTS

Player had 10 assists: Tyler Kolek, Marquette, 2022 East 1st
Player had more than 10 assists: 11 by Jared Harper, Auburn, 2019 Midwest Semifinal
Had 20 assists: 21 by Auburn, 2019 Midwest Semifinal
Had 25 assists: 26 by Georgetown, 2007 East Final (OT)
Had 5 or fewer assists: 5 by Syracuse, 2016 NCAA Semifinal

TURNOVERS

Player had more than 5: 6 by Dusty Hannahs, Arkansas, 2017 South 2nd
Committed 20 or more: 21 by Arkansas, 2015 2nd
Committed 25 or more: 28 by New Mexico, 1975 East 1st
Committed 20 or more and beat UNC: 22 by Kansas, 2013 South 2nd
Committed 5 or less: 4 vs. Duke, 2022 NCAA Semifinal

BLOCKED SHOTS

Player blocked 5 or more shots: 6 by KC Ndefo, Saint Peter's, 2022 East Final
Blocked 0 shots: 0 by Wisconsin, 2015 West Semifinal
Blocked 10 shots: 11 by Georgetown, 2007 East Final (OT)

STEALS

Player had 5 or more steals: 5 by Bobby Portis, Arkansas, 2015 West 2nd
Had 15 steals: 18 by Penn State, 2001 South 2nd

MISCELLANEOUS

Led team in points, rebounds and assists: Nigel Williams-Goss, Gonzaga (15 points, nine rebounds, six assists), 2017 NCAA Final
Played the entire game: Christian Braun, Kansas, 2022 NCAA Final
Hit a last-second shot to win: Three-pointer by Kris Jenkins, Villanova, 2016 NCAA Final
Led Carolina by 10 or points at halftime: Wisconsin led by 16 (24-40), 2021 Midwest 1st
Led Carolina by 20 or more points: Wisconsin led and won by 23 (62-85), 2021 Midwest 1st



1957 NCAA CHAMPIONS



North Carolina's march toward the NCAA championship in the 1957 Final Four provided legendary head coach Frank McGuire with the defining moment of his career and the Tar Heel faithful with more than a few tense moments.

Battle-torn and weary, the Tar Heels faced a seemingly insurmountable challenge as they headed into the third overtime period against Kansas in the national championship game.

Having already taken three overtime periods to defeat Michigan State in the semifinals, the Tar Heels found themselves without national player of the year Lennie Rosenbluth, who had fouled out in the waning moments of regulation. They were playing a Kansas team led by Hall of Famer Wilt Chamberlain in the not so friendly confines of Kansas City, Mo.

The Tar Heels fought on without Rosenbluth and found themselves behind by one point in the final seconds of the third overtime. After a missed shot, the ball landed in the hands of junior center Joe Quigg near the top of the key. All that stood between him and the national title was Chamberlain.

Quigg drove the lane, drawing a foul from Chamberlain with six seconds remaining. After a Carolina time out, Quigg, a 72 percent free throw shooter, calmly stepped to the line and drained both shots, securing a 54-53 victory and Carolina's second national championship. Carolina finished the season a perfect 32-0 en route to the Tar Heels' first NCAA championship.

Rosenbluth had 20 points and five rebounds in the championship game and Quigg scored 10 points and garnered nine rebounds.

Carolina had its fair share of overtime experience entering the Final Four, securing an overtime victory over South Carolina and a double overtime victory over Maryland in the regular season.

That experience may have been the difference as the Tar Heels continually came through with clutch plays throughout the Final Four. In the semifinal, neither team was able to open more than a six-point lead as Michigan State tested Carolina's mettle throughout the game.

Junior forward Pete Brennan kept Carolina's championship hopes alive when he nailed a baseline jumper with three seconds remaining in the first overtime to extend the game to another period. Both teams struggled in the second overtime, scoring only one bucket each. Carolina finally pulled away in the third overtime period scoring the first six points and holding on to a 74-70 victory.


Rosenbluth was the star of the 1957 squad. His 27 points and 8.6 rebounds a game in regular season play led the Tar Heels to the ACC championship and the NCAA tournament berth. Four of the victories came over fellow Big Four and ACC team Wake Forest, with whom Carolina had developed an intense rivalry.

At the end of his senior season, Rosenbluth held on to every major Carolina basketball record except for free-throw percentage and total rebounds in a season.

The championship season was Carolina's only trip to the Final Four under the tutelage of Frank McGuire, who left in 1961 to coach in the NBA. He later went on to coach at South Carolina. In nine years, McGuire led the Tar Heels to three Top 10 finishes and six Top 20 finishes.

1956-57 STATISTICAL LEADERS

Player	PPG	RPG
Lennie Rosenbluth	28.0	8.8
Pete Brennan	14.7	10.4
Tommy Kearns	12.8	3.1
Joe Quigg	10.3	8.6
Bob Cunningham	7.2	6.7



LENNIE ROSENBLUTH defends Wilt Chamberlain in the 1957 NCAA championship game. The Tar Heels defeated the Jayhawks in triple overtime behind 20 points from Rosenbluth.

1957 NCAA CHAMPIONSHIP GAME NORTH CAROLINA 54, KANSAS 53 (3OT)

March 23, 1957
Municipal Auditorium, Kansas City, Mo. (7,778)

Kansas	FG	FT	REB	PF	TP
King	3-12	5-6	4	4	11
Elstun	4-12	3-6	4	2	11
Chamberlain	6-13	11-16	14	3	23
Parker	2-4	0-0	0	0	4
Loneski	0-5	2-3	3	2	2
Billings	0-0	0-0	0	2	0
Johnson	0-1	2-2	0	1	2
Totals	15-47	23-33	28	14	53
	.319	.697			
North Carolina	FG	FT	REB	PF	TP
Rosenbluth	8-15	4-4	5	5	20
Cunningham	0-3	0-1	5	4	0
Brennan	4-8	3-7	11	3	11
Kearns	4-8	3-7	1	4	11
Quigg	4-10	2-3	9	4	10
Lotz	0-0	0-0	2	0	0
Young	1-1	0-0	3	1	2
Totals	21-45	12-22	42	21	54
	.467	.545			
Kansas	22	24	2	0	5
North Carolina	29	17	2	0	6

Rebounds: Kansas 28, North Carolina 42
Officials: Conway, Anderson



1982 NCAA CHAMPIONS



Every Carolina Basketball fan remembers "The Shot." It is the most famous play in Tar Heel history and one of the most famous in college athletics. It won Dean Smith his first national championship and launched Michael Jordan as the greatest player in the sport's history.

Eric "Sleepy" Floyd had just hit a jumper in the lane to give Georgetown a 62-61 lead as 61,612 fans looked on at the New Orleans Superdome. Carolina called a timeout with 32 seconds remaining. Smith instructed point guard Jimmy Black to draw the Hoya zone defense to one side of the court and look to get the ball inside to James Worthy. But Black couldn't get the ball to Worthy. Smith had designed the play so that if that happened, Black could swing the ball to an open man on the far side of the court. Black found that open man, freshman Michael Jordan.

Jordan stood 16 feet to the left of the basket. Catch-jump-shoot. No hesitation. The ball found the bottom of the net. Carolina 63, Georgetown 62. Fifteen seconds remained on the clock.

Georgetown's Fred Brown got the ball near mid-court and looked for an open teammate. He passed the ball in Floyd's direction, but instead found Worthy, who raced downcourt with the ball to seal the victory. It was appropriate that Worthy clinched the win, since he had already muscled and finessed his way through the Hoya defense en route to five dunks and 28 points.

Worthy was not intimidated by the tenacious defense of Hoya freshman center Patrick Ewing, who logged two blocked shots and three steals to go with his 23 points and 11 rebounds. Throughout the game, Worthy challenged the Hoyas frontline and hit 13 of his 17 field goal attempts.

Carolina advanced to the title game with a 68-63 semifinal victory over Houston. Sam Perkins had 25 points and 10 rebounds.

UNC began and finished the year ranked No. 1 in the country in the Associated Press poll. In fact, Carolina held the No. 1 ranking for all but five weeks in 1981-82.

The Tar Heels posted a 32-2 record, losing only to Wake Forest at home when Perkins was sick and did not play and at Virginia. Carolina did beat the Cavaliers, 47-45, in the ACC Tournament championship game in Greensboro. Worthy had 16 points and Matt Doherty had 11 points and four assists. Carolina led 34-31 at the half, but the game is most remembered for the Tar Heels using a delay game in the second half. Leading 44-43 with 7:34 to play, Carolina held the ball. Doherty

hit three free throws in the last 28 seconds to win the game.

Top-ranked and top-seeded Carolina then survived a scare from James Madison in the first round of the NCAA Tournament, beating the Dukes, 52-50, in Charlotte. A 74-69 win over Alabama and a 70-60 triumph over Villanova in Raleigh's Reynolds Coliseum sent the Tar Heels to New Orleans for the Final Four.

Senior guard Jimmy Black was one of five starters in double figures in the regional final win over Villanova. Black had 11 points and 10 assists.

1981-82 STATISTICAL LEADERS

Player	PPG	RPG
James Worthy	15.6	6.3
Sam Perkins	14.3	7.8
Michael Jordan	13.5	4.4
Matt Doherty	9.3	3.0
Jimmy Black	7.6	1.7

Assist leader: Jimmy Black, 213


DEAN SMITH:

"We had three starters back from the year before, plus Matt Doherty, who I counted as a co-starter in 1981. Two of our best games all year were in New Orleans against Houston and Georgetown. Jordan had his best game as a freshman in the final, but Worthy was the obvious MVP. His play gets overshadowed because of Michael's shot. And Perkins was a true hero for his play against Olajuwon in the semifinals. He was sensational.

"The play was No. 1 to post up Worthy, then have Perkins come in behind him. Or you could go crosscourt to the wing for Michael and he was wide open from 17-18 feet. It looked good, I was right in line with him. Then we we put on our scramble defense. Worthy was out of position, but Jordan stopped the pass that made Fred Brown throw it away."



MICHAEL JORDAN'S shot with 17 seconds to play lifted UNC past Georgetown. **SAM PERKINS** and Final 4 MVP **JAMES WORTHY** celebrate with the trophy (below). Worthy scored 28 in the championship game.



1982 NCAA CHAMPIONSHIP GAME NORTH CAROLINA 63, GEORGETOWN 62

March 29, 1982
Superdome, New Orleans, La. (61,612)

Georgetown	FG	FT	REB	A	PF	BS	ST	TP
Smith, E.	6-8	2-2	3	5	5	0	0	14
Hancock	0-2	0-0	0	0	1	0	0	0
Ewing	10-15	3-3	11	1	4	2	3	23
Brown	1-2	2-2	2	5	4	0	2	4
Floyd	9-17	0-0	3	5	2	0	4	18
Spriggs	0-2	1-2	1	0	2	0	2	1
Jones	1-3	0-0	0	0	0	0	0	2
Martin	0-2	0-0	0	0	1	0	0	0
Smith, G.	0-0	0-0	0	0	1	0	0	0
Totals	27-51	8-9	22	16	20	2	11	62
	.529	.889						

UNC	FG	FT	REB	A	PF	BS	ST	TP
Doherty	1-3	2-3	3	1	0	0	0	4
Worthy	13-17	2-7	4	0	3	0	3	28
Perkins	3-7	4-6	7	1	2	1	0	10
Black	1-4	2-2	3	7	2	0	1	4
Jordan	7-13	2-2	9	2	2	0	2	16
Peterson	0-3	0-0	1	1	0	0	1	0
Braddock	0-0	0-0	0	1	1	0	0	0
Brust	0-0	1-2	1	1	1	0	0	1
Totals	25-47	13-22	30	14	11	1	7	63
	.532	.591						

Georgetown	32	30	-	62
North Carolina	31	32	-	63

Turnovers: Georgetown 12 (Brown 4); North Carolina 13 (Doherty, Worthy, Jordan 3)
Officials: Dabrow, Dibbler, Nichols



1993 NCAA CHAMPIONS



Dean Smith had been there before. The last time his Tar Heels walked on the Superdome floor, they walked off as NCAA champions.

Now, after a grueling ACC season that included five other Top 25 teams; after a tough road through the East Regional bracket that required an overtime victory to escape the final; after defeating a Roy Williams-coached Kansas squad that had beaten the Tar Heels just two years prior in the national semifinal— Carolina was back on the Superdome floor playing for the national championship.

The 1993 Tar Heels were ready. Center Eric Montross and senior forward George Lynch anchored the team and shooting guard Donald Williams provided the spark from the outside. Point guard Derrick Phelps ran the offense and a handful of role players brought everything together in typical Dean Smith fashion.

Michigan was ready too, though. The raucous Wolverines, led by vocal center Chris Webber and the rest of the “Fab Five,” had lost the championship game in 1992 and were hungry to redeem themselves. They won a hard-fought overtime battle against Jamal Mashburn and the Kentucky Wildcats in the national semifinal, 81-78, and were confident they would return to Ann Arbor with a championship.

The styles of the two teams couldn't have been any further apart. The Tar Heels were a traditional Dean Smith team — talented, disciplined and focused. The Wolverines had brought a brash, new feel to the game, famous for their black shoes, baggy shorts and playground style of play.

The teams battled back and forth throughout the game. Michigan led by 10 in the first half, but Carolina rallied for a 42-36 lead at intermission. The Wolverines built a 67-63 lead with 4:30 left to play, but the Tar Heels scored nine unanswered points to take a 72-67 lead with 1:03 to play.

Trailing by four, Williams began the 9-0 run with a three-pointer, then Phelps hit a fastbreak layup to give UNC the lead with 3:07 to play. Baskets by Lynch and Montross upped the lead to five with a minute to go.

Michigan responded with a Ray Jackson jump shot and a Chris Webber put-back to bring the Wolverines back to within 72-71 with 36 seconds to play.

Carolina junior forward Pat Sullivan fouled with 20 seconds left and went to the line for a one-and-one. Sullivan connected on the first, but missed the second and Webber got the rebound with the Wolverines trailing 73-71.

Webber stumbled and appeared to travel, but the officials made no call. He then dribbled past halfcourt and found himself surrounded by the Tar Heels and called a timeout. However, Michigan did not have any timeouts remaining and the officials called a technical foul on the Michigan bench.

Williams hit two free throws and Carolina marched on to a 77-71 victory. It was only appropriate that Williams stood at the line at the end of the game, as he dominated the Final Four en route to Most Outstanding Player honors. Williams made five of seven three pointers and scored 25 points in both the national semifinal and championship games.

The Tar Heels finished the season 34-4, winning 18 consecutive games at one point. Carolina had even faced Michigan early on in the season at the Rainbow Classic and lost, 79-78, courtesy a last-second shot from Wolverine point guard Jalen Rose.

The 18-game win streak was snapped by a 77-75 loss to Georgia Tech in the ACC Tournament championship game. The Tar Heels played that game without Phelps, who injured his back when he was fouled from behind on a layup attempt in the ACC semifinal against Virginia.

1992-93 STATISTICAL LEADERS

Player	PPG	RPG
Eric Montross	15.8	7.6
George Lynch	14.7	9.6
Donald Williams	14.3	1.9
Brian Reese	11.4	3.6
Derrick Phelps	8.1	4.4

Assist leader: Derrick Phelps, 196

Despite the loss to the Yellow Jackets, Carolina was No. 1 in the East Regional. Wins over East Carolina, Rhode Island and Arkansas set up a regional championship against Cincinnati in the Meadowlands. The Bearcats had played in the Final Four in 1992.

Nick Van Exel hit six three-pointers in the first half and the Bearcats built a 29-14 lead with 7:08 left in the opening half, but the Tar Heels rallied to pull within one at halftime.

In the second half, Phelps clamped down on Van Exel, limiting him to just one field goal.

Carolina led late in regulation, but Tarrance Gibson's driving layup with 35 seconds to play tied the game. The Tar Heels had a chance to win at the buzzer, but Brian Reese's dunk attempt after an out-of-bounds play with 0.8 seconds left ricocheted off the back iron.

Williams starred in overtime, hitting back-to-back three-pointers and the Tar Heels hung on for a 75-68 win.

Lynch was the heart and soul of the team and recorded double-doubles in each of the last four NCAA Tournament victories.

DEAN SMITH:

"We had a such great leader in George Lynch and our team had a lot of confidence. We were very poised. I know I had a lot of confidence in Derrick Phelps and Lynch. The last four games all were close games. Arkansas went down to the wire, Cincinnati we should have won in regulation, but won in overtime. Michigan was a great game with Donald Williams hitting key shots. So many of those games could have gone either way."

1993 NCAA CHAMPIONSHIP GAME NORTH CAROLINA 77, MICHIGAN 71


Monday, April 5, 1993
Superdome, New Orleans, La. (64,151)

North Carolina	FG	3FG	FT	REB	A	PF	BS	ST	TP
Reese	2-7	0-1	4-4	5	3	1	0	0	8
Lynch	6-12	0-0	0-0	10	1	3	2	1	12
Montross	5-11	0-0	6-9	5	0	2	1	0	16
Phelps	4-6	0-1	1-2	3	6	0	0	3	9
Williams	8-12	5-7	4-4	1	1	1	0	1	25
Sullivan	1-2	0-0	1-2	1	1	2	0	0	3
Salvadori	0-0	0-0	2-2	4	1	1	1	0	2
Rodi	1-4	0-2	0-0	0	0	0	0	2	2
Calabria	0-0	0-0	0-0	0	0	0	0	0	0
Wenstrom	0-1	0-0	0-0	0	0	0	0	0	0
Cherry	0-0	0-0	0-0	0	0	0	0	0	0
Totals	27-55	5-11	18-23	29	13	10	4	7	77
	.491	.455	.783						

Michigan	FG	3FG	FT	REB	A	PF	BS	ST	TP
Webber	11-18	0-1	1-2	11	1	2	3	1	23
Jackson	2-3	0-0	2-2	1	1	5	0	1	6
Howard	3-8	0-0	1-1	7	3	3	0	0	7
Rose	5-12	2-6	0-0	1	4	3	0	0	12
King	6-13	1-5	2-2	6	4	2	0	1	15
Riley	1-3	0-0	0-0	3	1	1	1	1	2
Pelinka	2-4	2-3	0-0	2	1	1	0	0	6
Talley	0-0	0-0	0-0	0	1	1	0	0	0
Voskuil	0-1	0-0	0-0	0	1	0	0	0	0
Totals	30-62	5-15	6-7	33	17	18	4	4	71

North Carolina	42	35	-	77
Michigan	36	35	-	71

Turnovers: North Carolina 10 (Phelps 5); Michigan 14 (Rose 6)
Officials: Hightower, Harrington, Stupin



Final 4 MVP DONALD WILLIAMS scored 25 points in the semifinal vs. Kansas and 25 in the championship game vs. Michigan.



2005 NCAA CHAMPIONS



It began with an upset loss to Santa Clara and ended by beating No. 1 ranked Illinois in St. Louis. Along the way, the Tar Heels went 33-4, won the ACC regular-season title with a 14-2 record and defied the experts who said they were too selfish to win a national title.

Instead, led by seniors Jawad Williams, Jackie Manuel and Melvin Scott, and under the tutelage of second-year head coach Roy Williams, the Tar Heels became the best team in the nation. Carolina led the country in scoring and assists and held the opposition to 40 percent shooting.

Center Sean May arguably became the finest player in the country, racking up eight straight double-doubles and averaging 17.5 points and 10.7 rebounds.

Point guard Raymond Felton joined May on the All-ACC first team and won the Bob Cousy Award as the best point guard in the country. He led the ACC in assists and hit 44 percent from three-point range.

Carolina lost at Wake Forest and Duke, but clinched its first outright conference title since 1993 with a 75-73 win over the Blue Devils in the regular-season finale. May had 26 points and 24 rebounds and Marvin Williams capped a rally from nine points behind with a three-point play with 17 seconds remaining.

UNC survived a first round scare in the ACC Tournament from Clemson in large part thanks to Felton's career-high 29 points. But Georgia Tech bounced the Tar Heels from in the semifinals behind Will Bynum's 35 points.

Carolina earned a No. 1 seed and opened NCAA play against Oakland in front of a raucous crowd in Charlotte. UNC took out any lingering frustrations from the ACC Tournament in the first half, shooting 73 percent from the floor en route to a 59-33 advantage. Marvin Williams and Sean May combined for 39 points and 16 rebounds and Carolina opened its title run with a 96-68 win.

Iowa State was next in round two. Leading 36-33, UNC closed the first half with nine unanswered points. Iowa State never came within single digits in the second half. May had 24 points and 17 rebounds and Marvin Williams added 20 points and 15 boards.

Fifth-seeded Villanova gave Carolina a stern test in Syracuse in the Sweet 16. The Wildcats went to a four-guard offense and built a 21-9 lead midway through the first half behind Randy Foye's hot shooting. May scored 12 of UNC's 29 points as the Tar Heels clawed to within four at the break. UNC took the lead for good on a McCants three with 7:20 to play and extended its lead to 10 points with 3:45 remaining.

But Felton fouled out with 2:13 to play and the Wildcats pulled to within 64-62 with 40 seconds left. Scott, who took over the point, canned two free throws for a four-point lead. Villanova made one free throw and had a chance to tie, but Allen Ray was whistled for a travel with nine seconds to play.

May dominated the regional final against Wisconsin with 29 points and 12 rebounds. The game was tied at 44 at halftime, but UNC went on a 14-0 run early in the second half. McCants had a key block and three-pointer in the final three minutes to secure the win.

Michigan State led UNC by five at halftime in the national semifinals, but UNC outscored the Spartans, 54-33, in the second half to post an 87-71 win. May scored 22 and Jawad Williams had 20. The Tar Heels held Michigan State to 34 percent shooting.

No. 2-ranked Carolina squared off against top-ranked Illinois in the championship. The Illini had been ranked No. 1 since Dec. 6th. But the Tar Heels built a 40-27 halftime lead behind 14 points from McCants and eight points and six assists from Felton.

2004-05 STATISTICAL LEADERS

Player	PPG	RPG
Sean May	17.5	10.7
Rashad McCants	16.0	3.0
Jawad Williams	13.1	4.0
Raymond Felton	12.9	4.3
Marvin Williams	11.3	6.6

Assist leader: Raymond Felton, 249



RAYMOND FELTON quarterbacked Carolina to the 2005 national title. The junior won the Cousy Award as the nation's top point guard that season.

2005 NCAA CHAMPIONSHIP GAME NORTH CAROLINA 75, ILLINOIS 70

Monday, April 4, 2005
Edward Jones Dome, St. Louis, Mo. (47,262)

UNC	MP	FG	3FG	FT	Reb.	A	B	S	Pts.
	M-A	M-A	M-A	O-D-T	A	B	S		
J. Williams*	22	3-6	3-4	0-0	1-4-5	0	1	1	9
McCants*	31	6-15	2-5	0-0	1-1-2	1	0	1	14
May*	34	10-11	0-0	6-8	2-8-10	2	1	0	26
Felton*	35	4-9	4-5	5-6	0-3-3	7	0	2	17
Manuel*	18	0-1	0-0	0-2	0-3-3	2	0	0	0
Scott	13	0-2	0-1	0-0	0-2-2	0	0	0	0
Terry	2	0-0	0-0	0-0	0-0-0	0	0	0	0
Thomas	1	0-0	0-0	0-0	0-1-1	0	0	0	0
M. Williams	24	4-8	0-1	0-1	3-2-5	0	0	0	8
Noel	20	0-0	0-0	1-2	1-2-3	0	0	0	1
UNC	27-52	9-16	12-19	8-26-34	12	2	4	75	
	.519	.563	.632						

UI	MP	FG	3FG	FT	Reb.	A	B	S	Pts.
	M-A	M-A	M-A	O-D-T	A	B	S		
Augustine*	9	0-3	0-0	0-0	1-1-2	0	0	0	0
Powell*	38	4-10	1-2	0-0	8-6-14	1	0	1	9
Head*	37	8-21	5-16	0-0	1-4-5	3	1	2	21
Williams*	40	7-16	3-10	0-2	0-4-4	7	0	1	17
Brown*	38	4-10	2-8	2-2	0-4-4	7	0	3	12
McBride	2	0-0	0-0	0-0	0-0-0	0	0	0	0
Carter	5	0-1	0-1	0-0	1-0-1	0	0	1	0
Smith	1	0-0	0-0	0-0	0-0-0	0	0	0	0
Ingram	30	4-9	1-3	2-2	5-2-7	0	0	0	11
Team					1-1-2				
UI	27-70	12-40	4-6	17-22-39	18	1	8	70	
	.386	.300	.667						

Turnovers: UNC 10 (four with 2); UI 8 (Head 5)
Officials: Ed Corbett, John Cahill, Verne Harris

UNC	40	35	-	75
UI	27	43	-	70

The Illini made 5 of 19 threes in the first half, but got hot and tied the game at 65-65 with 5:34 to play. Felton knocked home a long three moments later, but the game was tied again at 70 with 2:40 to play.

The Tar Heels took the lead for good with 1:27 to play as Marvin Williams tipped in a missed shot. Illinois missed a pair of three-pointers; then Felton stole a pass. Felton hit three free throws in the final seconds to give Carolina a 75-70 win and Roy Williams his first NCAA title. May, the Final Four MVP, had 26 points and 10 rebounds.

ROY WILLIAMS:

"I had watched One Shining Moment for so many years, and I had always wanted to watch it from the arena, from the floor, when it was about my team. It was a moment where I reached up to wipe a tear away because as a coach, that is the moment. That's what you dream about."



2009 NCAA CHAMPIONS



The Tar Heels began 2008-09 with lofty expectations as five starters returned from a team that won a school-record 36 games and a trip to the Final Four the previous year. Carolina was an unprecedented unanimous No. 1 pick in both the media and coaches' polls.

Injuries took an early toll on the championship hopes, however, as 2008 National Player of the Year Tyler Hansbrough, senior Marcus Ginyard and freshman Tyler Zeller all saw time on the injured list early in the season. Hansbrough would miss four games with a stress reaction in his leg and ankle sprain, Ginyard would play in only three games all year because of a stress fracture in his foot, and Zeller suffered a broken wrist in the second game that sidelined him for 23 contests.

The Tar Heels retained their top ranking through early January by winning their first 13 games, routing Kentucky and Michigan State and winning the Maui Invitational along the way. On December 18th, Hansbrough set the UNC scoring record, surpassing Phil Ford's mark against Evansville.

Carolina lost its first two games in ACC play to Boston College and Wake Forest.

The Tar Heels then won 13 of their next 14 games to capture the ACC regular-season crown with a 13-3 record. Ty Lawson knocked off Florida State with a buzzer-beating three-pointer, scored 21 second-half points in a 101-87 win at Duke, hit numerous clutch three-pointers in a close win at Miami and earned ACC Player of the Year honors. Lawson also earned first-team All-America accolades and won the Cousy Award as the top point guard in the country. He became the first point guard to be ACC Player of the Year in 31 years.

Lawson severely injured a toe two days before UNC's Senior Day win over Duke. He played in that game but was unable to play in the ACC Tournament as Florida State

2008-09 STATISTICAL LEADERS

Player	PPG	RPG
Tyler Hansbrough	20.7	8.1
Ty Lawson	16.6	3.0
Wayne Ellington	15.8	4.9
Danny Green	13.1	4.7
Deon Thompson	10.6	5.7

Assist leader: Ty Lawson, 230

knocked the Tar Heels out in the semifinals.

Carolina was a No. 1 seed in the NCAA Tournament South Regional. Wayne Ellington began his stellar NCAA Tournament with 25 points and Carolina held Radford under 28 percent shooting from the floor as the Tar Heels overwhelmed the Highlanders 101-58 in the opening round. In the first half, Hansbrough set the ACC career scoring record, breaking the mark held by Duke's J.J. Redick.

LSU in the second round proved to be the most challenging test en route to the title. Carolina led by nine at the half, but the Tigers surged ahead by five points early in the second period. Lawson, who did not play against Radford and was a gametime decision to play against LSU, was spectacular. He scored 21 second-half points, leading Carolina to an 84-70 win. Lawson and Ellington scored 23 points apiece and Danny Green hit a key three-pointer to help UNC advance.

The Tar Heels dominated both games in the regional in Memphis, beating Gonzaga in the Sweet 16 98-77 behind Hansbrough's 24 points and 10 rebounds. In the regional final, UNC never trailed, toppling Player of the Year Blake Griffin and Oklahoma 72-60. Lawson earned regional MVP honors as Carolina shot 61.9 percent from the field in the second half against the Sooners.

The Tar Heels beat Villanova in the national semifinals, in which UNC was appearing for the third time in five years. Lawson had 22 points and eight assists and Hansbrough added his 47th career double-double with 18 points and 11 rebounds. The Tar Heels led 49-40 at the half, but the Wildcats closed to within five early in the second. That would prove to be the closest any opponent got to UNC in the second half of the last four NCAA Tournament games. Green hit a three, Lawson scored on a fast break layup and the lead shot back to double figures. That win setup a rematch with Michigan State, whom the Tar Heels beat 98-63 in December.

The championship game was all Carolina. Played in front of nearly 73,000 fans, most of whom wore Michigan State green, the Tar Heels scored 55 first-half points and led by 21 at the break, both NCAA records. Ellington scored 17 points in the opening stanza and earned Most Outstanding Player honors. Hansbrough added 18 points and Lawson dominated on both ends of the floor with 21 points, six assists and a championship game record eight steals. The game was never closer than 13 points in the second half as Carolina won, 89-72.

ROY WILLIAMS:

"My hats are off to the guys in our locker room, because they took me on one fantastic ride, and it's something I'll never forget."

2009 NCAA CHAMPIONSHIP GAME NORTH CAROLINA 89, MICHIGAN STATE 72

Monday, April 6, 2009
Ford Field, Detroit, Mich. (72,922)

MSU	MP	FG		3FG		FT		Reb.		A	B	S	Pts.
		M-A	M-A	M-A	M-A	O-D-T	A	B					
Morgan*	19	1-2	0-0	2-2	1-0-1	0	0	0	4				
Roe*	17	1-1	0-0	0-1	2-6-8	0	1	0	2				
Suton*	31	7-10	3-4	0-0	3-8-11	0	2	0	17				
Lucas*	35	4-12	0-1	6-8	0-0-0	7	0	0	14				
Walton*	24	0-2	0-0	2-2	0-1-1	3	0	0	2				
Ibok	1	0-0	0-0	0-0	0-1-1	0	0	0	0				
Allen	17	0-8	0-7	3-5	1-0-1	1	0	0	3				
Thornton	3	0-1	0-0	2-2	0-3-3	0	0	0	2				
Summers	21	4-10	2-6	3-4	2-3-5	2	1	0	13				
Dahlman	1	1-1	0-0	0-0	1-0-1	0	0	0	2				
Green	12	2-2	0-0	3-5	2-5-7	0	0	1	7				
Crandell	1	0-0	0-0	0-0	0-0-0	0	0	0	0				
Lucious	14	2-5	2-5	0-0	0-0-0	0	0	0	6				
Herzog	1	0-0	0-0	0-0	0-0-0	0	1	0	0				
Gray	3	0-1	0-0	0-0	1-0-1	0	0	0	0				
Team					0-2-2								
		22-55	7-23	21-29	13-29-42	13	5	1	72				
		.400	.304	.724									

UNC	MP	FG		3FG		FT		Reb.		A	B	S	Pts.
		M-A	M-A	M-A	M-A	O-D-T	A	B					
Thompson*	23	3-8	0-0	3-4	0-3-3	0	0	0	9				
Hansbrough*	34	6-14	0-2	6-10	1-6-7	2	0	0	18				
Lawson*	37	3-10	0-3	15-18	0-4-4	6	0	8	21				
Green*	24	2-4	2-3	0-0	2-1-3	4	0	1	6				
Ellington*	35	7-12	3-3	2-2	2-2-4	0	0	0	19				
Campbell	1	0-1	0-0	0-0	0-1-1	0	0	0	0				
Frasor	23	1-2	0-1	0-0	1-0-1	1	0	0	2				
Drew II	4	0-1	0-0	0-0	0-0-0	0	0	0	0				
Tanner	1	0-0	0-0	0-0	0-0-0	0	0	0	0				
Watts	1	1-2	0-0	0-0	1-0-1	0	0	0	2				
Davis	14	5-7	0-0	1-4	2-6-8	0	0	0	11				
Moody	1	0-0	0-0	0-0	0-0-0	0	0	0	0				
Copeland	1	0-0	0-0	0-0	0-0-0	0	0	0	0				
Zeller	1	0-0	0-0	1-2	0-1-1	0	0	0	1				
Team					2-0-2								
		28-61	5-12	28-40	11-24-35	13	0	9	89				
		.459	.417	.700									

Turnovers: MSU 21 (Lucas 6); UNC 7 (three with 2)
Officials: Tom O'Neill, Curtis Shaw, Tony Greene

MSU	34	38	-	72
UNC	55	34	-	89



2017 NCAA CHAMPIONS



JOEL BERRY II scored a game-high 22 points as Carolina beat Gonzaga in Phoenix for the 2017 NCAA title.

Three starters – point guard Joel Berry II and forwards Justin Jackson and Kennedy Meeks – returned from the 2016 team that came within seconds of winning a national championship.

The Tar Heels began the year ranked sixth in the nation and opened with seven straight wins, including a win over Wisconsin to win the Maui Jim Invitational.

Non-conference losses to Indiana and Kentucky (103-100 in Las Vegas in which Jackson scored a career-high 34 points) and a stunning ACC opening defeat at Georgia Tech dropped UNC out of the Top 10 heading into the new year.

Carolina went 8-1 in ACC play in January, highlighted by an overtime win at Clemson,

a 107-56 trouncing of NC State and a 96-83 win over ninth-ranked Florida State.

The Tar Heels had four wins over Top-20 teams in their final eight regular-season games, including a 90-83 win over Duke in the regular-season finale when Berry went 5 for 5 from three-point range and scored 28 points. UNC went 14-4 in league play to win the ACC regular-season for the eighth time in the last 13 years.

UNC earned a No. 1 seed in the NCAA South Regional and beat Texas Southern by 39 points in the first round. In the second round, UNC trailed Arkansas, 65-60, but out-scored the Razorbacks 12-0 over the final three minutes to win by seven. It was the largest come-from-behind win that late in a game by UNC in its NCAA Tournament history.

Berry and Jackson combined for 50 points and Luke Maye had 16 points and 12 rebounds in a 92-80 win over Butler in the Sweet 16 to set up a 1 vs. 2 seed matchup against Kentucky for the right to advance to the Final Four.

Jackson led all scorers in the regional final with 19 points, and Meeks grabbed a career-high 17 rebounds, but it was Maye, a sophomore who averaged about 13 minutes a game off the bench, who hit the winning shot and earned South Regional MVP honors.

Carolina led by five at the half, but the Cats pulled ahead by five with less than five minutes to play. The Tar Heels surged ahead by seven, but Kentucky's Malik Monk tied the game with just over seven seconds to play on a three-pointer.

Meeks quickly in-bounded the ball to Theo Pinson, who raced upcourt and pitched the ball to Maye, who sank a 19-footer with 0.3 seconds to play for a 75-73 victory. Maye finished with a career-high 17 points.

Carolina became the first team to play in 20 Final Fours. In the semifinals, the Tar Heels held on for a 77-76 win over Oregon behind 25 points and 14 rebounds by Meeks and 22 points by Jackson. UNC led the entire second half, but needed a pair of offensive

2016-17 STATISTICAL LEADERS

Player	PPG	RPG
Justin Jackson	18.3	4.7
Joel Berry II	14.7	3.1
Kennedy Meeks	12.5	9.5
Isaiah Hicks	11.8	5.5
Tony Bradley	7.1	5.1

Assist leader: Joel Berry II, 138

rebounds by Pinson and Meeks in the last five seconds after missed free throws to secure the win.

In the championship game, UNC played second-ranked Gonzaga, which came into the contest 37-1 on the season.

Berry had a game-high 22 points and six assists, Isaiah Hicks hit a key basket with 26 seconds to play and Meeks had an offensive rebound, block and steal in the final minute to lead UNC to the title. Carolina finished the season number one in the nation in rebounding, offensive rebounding and rebound margin, so it was appropriate that Hicks' basket came after an offensive rebound by Meeks. That basket gave UNC 20 second-chance points in the title game; the Tar Heels were 17-0 for the season when scoring 20 or more second-chance points.

The Tar Heels held their six opponents in the NCAA Tournament to 39.6 percent shooting from the floor.

Jackson earned consensus first-team All-America honors and was the ACC Player of the Year. He led the team in scoring at 18.3 points per game and set a single-season UNC record with 105 three-point field goals. Berry became the first player to score 20 or more points in consecutive national championship games (he had 20 against Villanova in 2016) since Hall of Famer Bill Walton for UCLA in 1972-73,

Jackson and freshman Tony Bradley were selected in the first round of the 2017 NBA Draft; Jackson was the 15th pick and Bradley the 28th.

Head coach Roy Williams became the first to win three national championships at his alma mater and joined John Wooden, Mike Krzyzewski, Bob Knight, Adolph Rupp and Jim Calhoun with three national titles.

2017 NCAA CHAMPIONSHIP GAME NORTH CAROLINA 71, GONZAGA 65

Monday, April 3, 2017
University of Phoenix Stadium, Glendale, Ariz. (76,168)

GONZAGA	MP	FG	3FG	FT	Reb.	A	B	S	Pts.
	M-A	M-A	M-A	O-D-T					
Williams*	23	4-7	1-3	0-0	0-5-5	0	0	0	9
Karnowski*	29	1-8	0-0	7-9	2-7-9	0	1	0	9
Mathews*	32	2-7	2-5	0-1	0-3-3	1	0	1	6
Williams-									
Goss*	39	5-17	1-3	4-8	2-7-9	6	0	0	15
Perkins*	35	3-8	3-6	4-5	0-2-2	3	0	0	13
Melson	14	1-3	1-2	0-0	0-0-0	0	0	0	3
Jones	0+	0-0	0-0	0-0	0-0-0	0	0	0	0
Collins	14	4-6	0-0	1-1	3-4-7	0	3	1	9
Tillie	14	0-3	0-0	1-2	2-7-9	1	1	0	1
Team					3-2-5				
	20-59	8-19	17-26	12-37-49		11	5	2	65
	.339	.421	.654						

UNC	MP	FG	3FG	FT	Reb.	A	B	S	Pts.
	M-A	M-A	M-A	O-D-T					
Meeks*	22	3-5	0-0	1-4	4-6-10	0	2	2	7
Hicks*	30	5-9	0-0	3-5	3-6-9	1	2	1	13
Jackson*	37	6-19	0-0	4-5	3-1-4	3	2	1	16
Pinson*	30	2-9	0-4	2-2	1-8-9	2	1	1	6
Berry II*	37	7-19	4-13	4-8	0-3-3	6	1	2	22
Britt	13	1-3	0-1	0-0	1-1-2	2	0	0	2
Bradley	18	2-8	0-0	1-2	2-5-7	1	0	0	5
Woods	3	0-0	0-0	0-0	0-0-0	0	0	0	0
Maye	10	0-1	0-0	0-0	1-1-2	0	0	0	0
Team					0-0-0				
	26-73	4-27	15-26	15-31-46		15	8	7	71
	.356	.148	.577						

Turnovers: Gonzaga 14 (Collins, Karnowski 4); UNC 4 (four players with one)
Officials: Michael Stephens, Verne Harris, Mike Eades

GONZ	35	30	-	65
UNC	32	39	-	71

ROY WILLIAMS:

"One of the neatest things was how our players reacted after we had pretty much clinched the championship game victory over Gonzaga. It was a stunning moment. They had invested so much sweat, attention to detail, and love for each other that you could see the enormity of winning the championship just one year after losing in the last second, and it was overwhelming to them."



FINAL FOURS



1946—New York, Madison Square Garden

Head Coach: Ben Carnevale
beat Ohio State, 60-57 in OT, in regional final/national semifinal
lost to Oklahoma A&M, 40-43, in national championship game
won East Regional in New York (beat Ohio State)

NCAA CHAMPIONS

1957—Kansas City, Mo., Municipal Auditorium

Head Coach: Frank McGuire
beat Michigan State, 74-70, in triple overtime in national semifinal
beat Kansas, 54-53, in triple overtime in national championship game
All-Final Four: Pete Brennan, Lennie Rosenbluth
won NCAA East Regional in Philadelphia, Pa. (beat Syracuse)
Regional MVP: Lennie Rosenbluth

1967—Louisville, Ky., Freedom Hall

Head Coach: Dean Smith
lost to Dayton, 62-76, in a national semifinal
lost to Houston, 62-84, in consolation game
won East Regional in College Park, Md. (beat Boston College)
Regional MVP: Bobby Lewis
All-Regional: Rusty Clark, Bobby Lewis, Larry Miller

1968—Los Angeles, Calif., Sports Arena

Head Coach: Dean Smith
beat Ohio State, 80-66, in national semifinal
lost to UCLA, 55-78, in national championship game
All-Final Four: Larry Miller
won East Regional in Raleigh, N.C. (beat Davidson)
Regional MVP: Rusty Clark
All-Regional: Rusty Clark, Larry Miller, Charles Scott

1969—Louisville, Ky., Freedom Hall

Head Coach: Dean Smith
lost to Purdue, 65-92, in a national semifinal
lost to Drake, 84-104, in consolation game
All-Final Four: Charles Scott
won East Regional in College Park, Md. (beat Davidson)
Regional MVP: Charles Scott
All-Regional: Bill Bunting, Charles Scott

1972—Los Angeles, Calif., Sports Arena

Head Coach: Dean Smith
lost to Florida State, 75-79, in a national semifinal
beat Louisville, 105-91, in consolation game
All-Final Four: Robert McAdoo
won East Regional in Morgantown, W. Va. (beat Penn)
Regional MVP: Dennis Wuycik
All-Regional: George Karl, Robert McAdoo, Dennis Wuycik

1977—Atlanta, Ga., Omni

Head Coach: Dean Smith
beat UNLV, 84-81, in national semifinal
lost to Marquette, 59-67, in the national championship game
All-Final Four: Mike O'Koren
won East Regional in College Park, Md. (beat Kentucky)
Regional MVP: John Kuester
All-Regional: Walter Davis, John Kuester

1981—Philadelphia, Pa., Spectrum

Head Coach: Dean Smith
beat Virginia, 780-65, in national semifinal
lost to Indiana, 50-63, in the national championship game
All-Final Four: Al Wood
won West Regional in Salt Lake City, Utah (beat Kansas State)
Regional MVP: Al Wood
All-Regional: Sam Perkins, Al Wood, James Worthy

NCAA CHAMPIONS

1982—New Orleans, La., Superdome

Head Coach: Dean Smith
beat Houston, 68-63, in national semifinal
beat Georgetown, 63-62, in the national championship game
Final Four MVP: James Worthy
All-Final Four: Michael Jordan, Sam Perkins, James Worthy
won East Regional in Raleigh, N.C. (beat Villanova)
Regional MVP: James Worthy
All-Regional: Jimmy Black, Sam Perkins, James Worthy

1991—Indianapolis, Ind., Hoosier Dome

Head Coach: Dean Smith
lost to Kansas, 73-79, in a national semifinal
won East Regional in East Rutherford, N.J. (beat Temple)
All-Regional: Hubert Davis, Rick Fox

NCAA CHAMPIONS

1993—New Orleans, La., Superdome

Head Coach: Dean Smith
beat Kansas, 78-68, in national semifinal
beat Michigan, 77-71, in the national championship game
Final Four MVP: Donald Williams
All-Final Four: George Lynch, Eric Montross, Donald Williams
won East Regional in East Rutherford, N.J. (beat Cincinnati)
Regional MVP: George Lynch
All-Regional: George Lynch, Eric Montross, Donald Williams

1995—Seattle, Wash., Kingdome

Head Coach: Dean Smith
lost to Arkansas, 68-75, in national semifinal
won South Regional in Birmingham, Ala. (beat Kentucky)
Regional MVP: Jerry Stackhouse
All-Regional: Jerry Stackhouse, Rasheee Wallace, Donald Williams

1997—Indianapolis, Ind., RCA Dome

Head Coach: Dean Smith
lost to Arizona, 58-66, in national semifinal
won East Regional in Syracuse, N.Y. (beat Louisville)
Regional MVP: Shammond Williams
All-Regional: Vince Carter, Ed Cota, Antawn Jamison, Shammond Williams

1998—San Antonio, Texas, Alamodome

Head Coach: Bill Guthridge
lost to Utah, 59-66, in national semifinal
won East Regional in Greensboro, N.C. (beat Connecticut)
Regional MVP: Antawn Jamison
All-Regional: Vince Carter, Ed Cota, Antawn Jamison, Shammond Williams

2000—Indianapolis, Ind., RCA Dome

Head Coach: Bill Guthridge
lost to Florida, 59-71, in national semifinal
won South Regional in Austin, Texas (beat Tulsa)
Regional MVP: Joseph Forte
All-Regional: Jason Capel, Ed Cota, Joseph Forte

NCAA CHAMPIONS

2005—St. Louis, Mo., Edward Jones Dome

Head Coach: Roy Williams
beat Michigan State, 87-71, in national semifinal
beat Illinois, 75-70, in the national championship game
Final Four MVP: Sean May
All-Final Four: Raymond Felton, Sean May, Rashad McCants
won East Regional in Syracuse, N.Y. (beat Wisconsin)
Regional MVP: Sean May
All-Regional: Sean May, Rashad McCants

2008—San Antonio, Texas, Alamodome

Head Coach: Roy Williams

lost to Kansas, 66-84, in national semifinal
won East Regional in Charlotte, N.C. (beat Louisville)
Regional MVP: Tyler Hansbrough
All-Regional: Wayne Ellington, Tyler Hansbrough, Ty Lawson

NCAA CHAMPIONS

2009—Detroit, Mich., Ford Field

Head Coach: Roy Williams

beat Villanova, 83-69, in national semifinal
beat Michigan State, 89-72, in the national championship game
Final Four MVP: Wayne Ellington
All-Final Four: Wayne Ellington, Tyler Hansbrough, Ty Lawson
won South Regional in Memphis, Tenn. (beat Oklahoma)
Regional MVP: Ty Lawson
All-Regional: Danny Green, Tyler Hansbrough, Ty Lawson

2016—Houston, Texas, NRG Stadium

Head Coach: Roy Williams

beat Syracuse, 83-66, in national semifinal
lost to Villanova, 74-77, in national championship game
All-Final Four: Joel Berry II, Brice Johnson
won East Regional in Philadelphia (beat Notre Dame)
Regional MVP: Brice Johnson
All-Regional: Brice Johnson, Marcus Paige

NCAA CHAMPIONS

2017—Glendale, Ariz., University of Phoenix Stadium

Head Coach: Roy Williams

beat Oregon, 77-76, in national semifinal
beat Gonzaga, 71-65, in national championship game
Final Four MVP: Joel Berry II
All-Final Four: Joel Berry II, Justin Jackson, Kennedy Meeks
won South Regional in Memphis, Tenn. (beat Kentucky)
Regional MVP: Luke Maye
All-Regional: Joel Berry II, Justin Jackson, Luke Maye

2022—New Orleans, Caesars Superdome

Head Coach: Hubert Davis

beat Duke, 81-77, in national semifinal
lost to Kansas, 69-72, in national championship game
All-Final Four: Armando Bacot, Caleb Love
won East Regional in Philadelphia (beat Saint Peter's)
Regional MVP: Armando Bacot
All-Regional: Armando Bacot, Caleb Love, Brady Manek

(non-national championship season summaries listed below)

1946

Carolina finished first in Southern Conference play with a 13-1 record, but was beaten by Wake Forest in the SoCon Tournament semifinals. Duke won the postseason title, but the NCAA Committee selected Carolina to represent District 3 in the NCAA Tournament at New York's Madison Square Garden.

NYU was favored to beat UNC in the East Regional semifinal, but 27-year-old Bones McKinney scored 11 points to lead Carolina to a 57-49 win. McKinney originally played at NC State, but enrolled at Carolina in January 1946 after being discharged from the U.S. Army.

John "Hook" Dillon, a sophomore from Georgia and Carolina's leading scorer with 12.9 points per game, and Bob Paxton led Carolina past Ohio State in the East Regional final. The Buckeyes led by five with less than three minutes to play, but Paxton sent the game into overtime with a jump shot with under 20 seconds to play. Dillon scored the key shot in overtime as UNC held on for a 60-57 win.

Defending national champion Oklahoma A&M beat Carolina, 43-40, in the championship game, despite Dillon's 16 points. Seven-foot center Bob Kurland had 23 points to lead the Aggies.

1967

Junior forward Larry Miller, the ACC Player of the Year, and five heralded sophomores led the Tar Heels to a 22-6 record, an ACC title and first Final Four under head coach Dean Smith.

Carolina reached the Final Four with a 96-80 victory over Boston College in the Eastern Regional final. Senior forward Bob Lewis earned regional MVP honors after scoring 31 points in the championship game. Miller added 22

points and center Rusty Clark posted a double-double with 18 points and 18 rebounds.

The Tar Heels lost to Dayton, 76-62, in the national semifinals in Louisville, Ky. Flyer forward Don May scored 34 points and grabbed 15 rebounds. Clark had 19 points and 11 rebounds and Miller scored 13 points and grabbed 13 rebounds.

"The big thing is we had to win the ACC Tournament before we could even go to the NCAA Tournament," says Coach Smith. "I was concerned about how we would do in the NCAAs in overcoming the excitement of winning the ACC Tournament. We did go to the Final Four with three sophomore starters that year. That was a thrilling time."

1968

Carolina beat Ohio State, 80-66, to advance to the national championship game. Junior forward Bill Bunting had 17 points and 12 rebounds and Miller logged 20 points and six rebounds. Miller had earned All-America honors and was the MVP at the ACC Tournament for the second year in a row.

Carolina played defending champion UCLA for the championship in the Los Angeles Sports Arena. National Player of the Year Lew Alcindor scored 34 points and pulled down 16 rebounds to lead the Bruins to a 78-55 win, their fourth title in five years. Miller led the Tar Heels with 14 points and six rebounds.

"We were ready this time for the NCAAs, based on the year before," says Coach Smith. "We were great against undefeated St. Bonaventure with Bob Lanier in the opening round. The field was not seeded in those days. We faced Lew Alcindor and UCLA in the championship game. I do think that was the best college team I had ever seen to that date."

1969

First-team All-America Charles Scott led Carolina with 22.3 points and 7.1 rebounds per game. Carolina advanced to the NCAA Tournament with a stellar comeback victory over Duke in the ACC finals. Led by Scott, who scored 40 points and nabbed five rebounds, the Tar Heels rallied from a nine-point halftime deficit to defeat the Blue Devils, 85-74.

Scott had 22 points, nine rebounds and six assists against Duquesne and 32 points, six rebounds and four assists against Davidson in the regional final. He hit the game-winner as time expired to give the Tar Heels the 87-85 win over Lefty Driesell's Wildcats to send Carolina to the Final Four.

The Boilermakers' Rick Mount scored 36 and Bill Keller added 20 to lead Purdue to a 92-65 victory in the national semifinals.

1972

The Tar Heels earned an NCAA bid with a 73-64 victory over Maryland in the ACC Championship, avenging an earlier 79-77 overtime loss to the Terps.

George Karl had 18 points and Dennis Wucyik added 16 to lead UNC to a 92-69 rout of South Carolina in the opening round of the NCAA Tournament. Wucyik (18), Robert McAdoo (17) and Karl (16) led UNC to a 73-59 win over Penn in the regional final.

Carolina lost to Florida State, 79-75, in the Final Four. McAdoo had 24 points and 15 rebounds, but his teammates made 19 of 51 shots from the floor, and the Tar Heels could not overcome a 13-point halftime deficit. Ron King led Florida State with 22 points.

"This was one of our great teams," says Coach Smith. "We played extremely well to get to the Final Four, paying back South Carolina for beating us in the ACC Tournament the year before. We beat a very good Penn team. We were ranked No. 2 in the nation and UCLA was No.1. I think we looked past Florida State ahead to UCLA. McAdoo fouled out with 13 minutes to play."

1977

Injuries dominated the storylines in the incredible run to the championship game.

In the second round, Phil Ford scored 27 points to lead the Tar Heels, playing without an injured Walter Davis, to a 69-66 win over Purdue. On St. Patrick's Day, the Tar Heels trailed Notre Dame by 14 in the second half, but John Kuester had 14 points, eight assists and seven steals and Ford scored 29 points, including two free throws with two seconds remaining, to earn a 79-77 win.

Davis, despite a broken finger, scored 21 points as the Tar Heels beat Kentucky, 79-72, in the East Regional final.

The Tar Heels trailed UNLV, 49-43, at the half, in the national semifinals, but the Tar Heels prevailed, 84-83, behind freshman Mike O'Koren's 31 points and eight rebounds. Davis made all seven of his field goal attempts and finished with 19 points.

In the championship, Al McGuire's Warriors built a 39-27 lead, but Caro-

lina surged ahead in the second half. However, Butch Lee (19), Bo Ellis and Jim Boylan (14 apiece) led Marquette to the title.

“Coach Guthridge called that our most amazing year,” says Coach Smith. “We had more huggers that year – that means when the game is over we are all hugging in the dressing room. We lost our All-America center Tom LaGarde in February; then we had a great run. Walter couldn’t shoot against Notre Dame, but Phil happened to make free throws even with his hyper-extended elbow. We held the ball against Kentucky in the second half to go to the Final Four. Then O’Koren came on and was great against UNLV. We lost to a really good Marquette team. Jimmy Boylan was terrific against us in the final – he once called wanting to transfer to Carolina, but I suggested he call Coach McGuire instead.”

1981

The Tar Heels swept through the West Regional with little trouble, beating Pittsburgh, Utah and Kansas State. Sam Perkins had 15 points, 11 rebounds and four blocks in the regional semifinals and 16 points and 11 boards in the regional final against Kansas State. Wood was outstanding against the Wildcats, scoring 21 points and pulling down 17 rebounds.

The national semifinal was a clash between the ACC regular season champion Virginia and ACC Tournament champion UNC.

This time, the Tar Heels kept Ralph Sampson in check. Sampson scored only 11 points and Virginia could not find an answer for Wood, who scored 39 points and added 10 rebounds. The game was tied at 27 at halftime, but Carolina outscored Virginia, 51-38, in the second half to earn a 78-65 victory.

Bob Knight’s Indiana Hoosiers beat the Tar Heels 63-50 in the national championship game. The game was played only hours after an assassination attempt on President Ronald Reagan. Isiah Thomas led the Hoosiers with 23 points. Wood and Perkins combined for 29 points for UNC.

1991

Toronto-born and Bahamas-raised Rick Fox was joined in the starting lineup by seniors Pete Chilcutt (center) and King Rice (point guard), junior guard Hubert Davis and sophomore forward George Lynch.

Carolina cruised to the East Regional final, beating Northeastern, Villanova and Eastern Michigan, all by double-digits, then beat Temple, 75-72, in the New Jersey Meadowlands to return to the Final Four for the first time since 1982. Davis and Fox each scored 19 points and Rice added 12 points and seven assists to get by the Owls. Temple guard Mark Macon scored 31 points, but missed a 30-footer at the buzzer that would have sent the game into overtime.

Kansas, coached by former UNC assistant Roy Williams, beat the Tar Heels, 79-73, in the national semifinals in the Hoosier Dome in Indianapolis. Davis led all scorers with 25 points, but Carolina shot just 38.4 percent for the game. Adonis Jordan led the Jayhawks with 16 points and seven assists.

“We were glad to get back to the Final Four in 1991,” says Coach Smith. “We had great leadership with King Rice, Rick Fox and Pete Chilcutt. We didn’t play well in Indianapolis against Kansas. We hadn’t been to the Final Four in a while and I think we went back to being happy to be there.”

1995

UNC earned the No. 2 seed in the Southeast Region after losing in overtime to Randolph Childress, Tim Duncan and Wake Forest in the ACC championship game. Carolina trailed Murray State by a point at halftime in the first round, but won 80-70 behind Jerry Stackhouse’s 25 points, 11 rebounds and five assists. Wins over Iowa State and Allen Iverson-led Georgetown set up a regional final between No. 2 UNC and No. 1 Kentucky in Birmingham, Ala., the heart of SEC country.

Stackhouse was brilliant with 18 points, 12 boards and six assists as Carolina won, 74-61. Donald Williams had 18 points, Rasheed Wallace added 12 and the Tar Heels held Kentucky to 28 percent shooting from the floor (7 of 36 from three-point range).

Defending NCAA champion Arkansas beat the Tar Heels, 75-68, in the national semifinals in Seattle. Stackhouse scored 18 points, but could only play 28 minutes due to a deep thigh bruise, an injury he suffered 12 seconds into the game.

“That was a special year,” says Coach Smith. “We lost five seniors and were not deep, but Stackhouse and Wallace were a year older and very talented. Before the regional final, we told the team Kentucky had their celebration party scheduled, and Stackhouse held up his hand and said, ‘Yeah, I’m going to go to it and celebrate.’ He was so fired up. What a great competitor. Kentucky was very good. It was tough winning in Birmingham. But I was really worried about stopping Allen Iverson and beating Georgetown. You



JERRY STACKHOUSE was the MVP of the 1995 South Regional after leading UNC to wins over Georgetown and Kentucky.

never know what would have happened if Stackhouse had not gotten hurt against Arkansas.”

1997

Carolina began ACC play with three consecutive losses for the first time ever. The second of those losses was a Smith Center debacle in which Carolina led Maryland by 22 in the second half but lost by 10.

However, the Tar Heels ran off an improbable 16-game win streak, won the ACC Tournament and earned another trip to the Final Four.

After sneaking by Fairfield in the first round, the Tar Heels beat Colorado, 73-56, in Winston-Salem to give Smith his 877th win, breaking Adolph Rupp’s all-time record.

All-America forward Antawn Jamison scored 21 points and grabbed eight rebounds in the East Region semifinal against California. Shammond Williams scored 22 points and Vince Carter notched 18 points and seven rebounds against Louisville in the East Regional final.

Carolina shot poorly in Indianapolis in the Final Four, connecting on a season-low 31.1 percent from the floor, and was beaten by Arizona, 66-58. Carter had 21 points and Jamison had 18 points and 11 rebounds. Arizona guards Miles Simon and Mike Bibby scored 24 and 20, respectively.

“Fairfield was a remarkable game,” says Smith. “That was probably our best offensive game since Loyola Marymount (1988), but they kept making threes. There was too much going on about the number of wins and the record. I thought it could affect us against Colorado. Then I was really impressed with our team against Louisville. We had a big lead and they cut it to six and I took a timeout. I said, ‘We could let them have it, we’ve had a pretty good year,’ and Ademola Okulaja spoke up and said ‘What do you mean?’ And we went on to beat them pretty badly.”

1998

Most of the players from the 1997 Final Four squad returned, including All-America candidates Jamison, Carter and Williams and ACC assist leader Ed Cota.

Although the players were the same, Bill Guthridge was in his rookie season as head coach. Dean Smith resigned in October and turned over the reins to Guthridge, who was an assistant under Smith for the previous 30 years.

Jamison averaged 22.9 points and 10.2 rebounds to win ACC and Na-

tional Player of the Year honors. Carolina was No. 1 in the country for eight weeks and regained the top spot in the final poll after an 83-68 win over Duke in the ACC Tournament championship game.

Carolina beat UNC Charlotte in overtime in the second round behind Williams' 32 points, then toppled rising powers Michigan State and Connecticut in Greensboro by double-digit margins.

Utah built a 13-point halftime lead in the national semifinal and Carolina could never pull even, despite Carter's 21 points. The Tar Heels shot just 39.1 percent in the game, and Jamison was held to 14 points in his final collegiate contest.

2000

The Tar Heels entered NCAA Tournament play as a No. 8 seed after a disappointing regular season that included a four-game losing streak and a first-round exit in the ACC Tournament. The No. 8 seed equaled the lowest in UNC history.

Center Brendan Haywood scored a career high 28 points and grabbed 15 rebounds to lead the Tar Heels to an 84-70 victory over Missouri in the first round.

Carolina, led by forward Jason Capel, stymied third-ranked and No. 1 seed Stanford in the second round, holding the Cardinal to 34 percent shooting. Freshman Joseph Forte led all scorers with 17 points.

Forte scored 22 points and Carolina overcame a seven-point deficit with Haywood on the bench to beat Tennessee, 74-69, in Austin, Texas, in the regional semifinal. Cota scored key late baskets and Carolina got stellar post play off the bench from Julius Peppers.

Forte had 28 points, eight rebounds in the regional final to beat Tulsa.

Carolina lost to Florida in the national semifinals in Indianapolis despite Haywood's 20 points and 12 rebounds. The Tar Heels overcame a 15-point deficit to take the lead in the second half, but fell behind after Cota went to the bench with four fouls.

2008

The Tar Heels were the No. 1 overall seed in the NCAA Tournament and East Regional in 2008. Carolina was a No. 1 seed for an NCAA-record 12th time and the third time in four years (2005-07-08).

Carolina opened the NCAA Tournament by reaching the 100-point mark in consecutive games. The Tar Heels trounced Mount St. Mary's 113-74 and Arkansas 108-77 at the RBC Center in Raleigh. Danny Green's 12 first-half points keyed a 68-47 win over Washington State in Charlotte in the Sweet 16. Tyler Hansbrough was sensational in the 83-73 win over Louisville in the East Regional final. Hansbrough, who earned regional MVP honors, had 28 points and 13 rebounds against the Cardinals. He scored 20 second-half points, including a pair of jump shots in the final minutes that sealed the victory.

Kansas jumped out to a 40-12 lead over the Tar Heels in the national semifinals in San Antonio. UNC staged a dramatic comeback to pull within 54-50 with 11:15 to play before the Jayhaks pulled away for an 84-66 win.

2016

The Tar Heels were the No. 1 seed in the East after defeating Pitt, Notre Dame and fourth-ranked Virginia to win the ACC Tournament. Carolina opened with wins in Raleigh over Florida Gulf Coast (behind Brice Johnson's eight blocks and a 20-0 edge in fastbreak points) and Providence (Johnson had 21 points and 10 rebounds and UNC shot 61 percent from the floor in the second half).

Marcus Paige sparked the 101-86 Sweet 16 win over Indiana with 21 points and six assists, hitting four of his six three-pointers before the first TV timeout. Johnson added 20/10 and three blocks and UNC limited the sharp-shooting Hoosiers to 41 percent from the floor. Johnson (regional MVP) became the first Tar Heel ever with three straight 20/10 games in the NCAA Tournament as he had 25 points and 12 boards in the regional final against Notre Dame. The Tar Heels shot 64 percent from the floor in the first half and 61.5 percent for the game, their highest ever in 26 regional finals.

Carolina beat Syracuse in the national semifinal in Houston in front of 75,505, largest crowd ever to see a UNC game. UNC led by 17 with 12 minutes to play before the Orange closed to within seven. Paige hit three 3FGs in the final 10 minutes and UNC pulled away to win by 17.

The Tar Heels set a national championship game record by making 11 of 17 three-pointers (.647), but a Kris Jenkins' three-pointer as time expired gave Villanova a 77-74 win and the title.

Paige led both teams with 21 points and six assists and Joel Berry II was 4 for 4 in three-pointers and had 20 points. UNC led 39-34 at the half, but fell behind 67-57 with 5:29 to play. Paige scored eight points in the final 1:33, including an off-balance, double-clutch three with 4.7 seconds to play



First-team All-America BRICE JOHNSON was the MVP of the 2016 East Regional and led UNC past Syracuse in the national semifinal in Houston.

that tied the game at 74.

The Wildcats shot 58.3 percent from the floor, highest against UNC all season, and made 8 of 14 from behind the arc.

2022

The Tar Heels were an eight seed in the East and began its run to the Final Four with a 32-point win over Marquette, the largest margin in NCAA Tournament history in an 8/9 game. Caleb Love made six threes in the first half, Brady Manek scored a season-high 28 and RJ Davis had 12 assists.

UNC then beat No. 1 seed and defending champion Baylor, 93-86, in overtime in the second round in Fort Worth, Texas. UNC led by 25 midway through the second half but Baylor outscored the Tar Heels 38-13 to force overtime. Davis led UNC with a career-best 30 points, including a three-point play in extra time that clinched the win.

Love scored 27 second-half points and finished with a career-high 30 in Philadelphia in the Sweet 16 win over UCLA. In the regional final, the Tar Heels stifled 15-seed Saint Peter's and advanced to their 21st Final Four with a 69-49 win. Armando Bacot scored a game-high 20 points and tied the UNC record for rebounds in an NCAA Tournament game with 22. Bacot was named the Most Outstanding Player in the regional and was joined on the All-Tournament team by Love and Manek.

Hubert Davis became the 10th individual to lead his program to the Final Four in his first season as a college head coach. He would then become the fifth to take his team to the title game in his first season following Carolina's 81-77 win over Duke in the national semifinals in New Orleans. The game was the first UNC and Duke ever played in the NCAA Tournament.

Love made a key three-pointer with 24 seconds to play and led UNC with 28 points, Bacot had 21 rebounds and RJ Davis had 18 points, seven rebounds and four assists.

The Tar Heels led Kansas 40-25 at halftime in the championship game but the Jayhawks rallied for a 72-69 victory. The 15-point margin was the largest halftime deficit overcome in a national championship game.

Bacot had 15 points and 15 rebounds to become the first player in NCAA Tournament history to record six double-doubles in one season. Manek (13/13) and Davis (15/12) also had double-doubles and Puff Johnson came off the bench to score 11 points.

Bacot set the single-season UNC record for rebounds in an NCAA Tournament with 99 and Manek set the record for three-pointers with 22.



NCAA TOURNAMENT BOX SCORES

2022 National Championship vs. Kansas
2022 National Semifinal vs. Duke

North Carolina vs Kansas
04/04/22 8:20 pm at New Orleans, LA

**2022
FF**

North Carolina 69 • 29-10,15-5 ACC

##	Player	Total			3-Ptr			Rebounds			PF	TP	A	TO	Blk	Stl	Min
		FG-FGA	FG-FGA	FT-FTA	FG-FGA	FG-FGA	FT-FTA	Off	Def	Tot							
05	Armando Bacot	r	3-13	0-0	9-13	6	9	15	3	15	2	3	1	1		38	
45	Brady Manek	r	4-8	3-6	2-2	5	8	13	3	13	0	2	4	0		36	
01	Leaky Black	g	1-2	0-1	0-0	0	0	0	4	2	2	1	0	1		30	
02	Caleb Love	g	5-24	1-8	2-2	1	2	3	2	13	2	4	1	0		36	
04	RJ Davis	g	5-17	0-5	5-5	6	6	12	0	15	2	3	0	0		40	
14	Puff Johnson	g	5-9	1-3	0-0	2	4	6	1	11	1	0	0	0		18	
22	Justin McKoy	g	0-0	0-0	0-0	0	0	0	0	0	0	0	0	0		2	
Team						4	2	6									
Totals			23-73	5-23	18-22	24	31	55	13	69	9	13	6	2		200	

FG % 1st Half: 12-33 36.4% 2nd half: 11-40 27.5% Game: 23-73 31.5% Deadball
 3FG % 1st Half: 3-11 27.3% 2nd half: 2-12 16.7% Game: 5-23 21.7% Rebounds
 FT % 1st Half: 13-16 81.3% 2nd half: 5-6 83.3% Game: 18-22 81.8% 2

Kansas 72 • 34-6,14-4 Big 12

##	Player	Total			3-Ptr			Rebounds			PF	TP	A	TO	Blk	Stl	Min
		FG-FGA	FG-FGA	FT-FTA	FG-FGA	FG-FGA	FT-FTA	Off	Def	Tot							
10	Jalen Wilson	r	5-13	1-5	4-4	1	3	4	1	15	2	0	1	0		34	
33	David McCormack	r	7-15	0-0	1-2	3	7	10	4	15	0	1	1	1		29	
02	Christian Braun	g	6-14	0-1	0-0	1	11	12	3	12	3	1	0	0		40	
03	Dajuan Harris	g	1-5	0-1	0-0	0	0	0	0	2	3	4	1	3		27	
30	Ochai Agbaji	g	4-9	1-4	3-8	1	2	3	1	12	1	2	1	1		37	
11	Remy Martin	g	5-9	4-6	0-0	0	3	3	2	14	1	1	1	1		21	
24	KJ Adams, Jr.	g	0-0	0-0	0-0	0	0	0	1	0	0	0	0	0		3	
44	Mitch Lightfoot	g	1-1	0-0	0-0	1	0	1	4	2	1	0	0	0		7	
55	Jalen Coleman-Lands	g	0-0	0-0	0-0	0	1	1	0	0	0	0	0	0		2	
Team						1	0	1									
Totals			29-66	6-17	8-14	8	27	35	16	72	11	9	5	6		200	

FG % 1st Half: 10-33 30.3% 2nd half: 19-33 57.6% Game: 29-66 43.9% Deadball
 3FG % 1st Half: 2-7 28.6% 2nd half: 4-10 40.0% Game: 6-17 35.3% Rebounds
 FT % 1st Half: 3-4 75.0% 2nd half: 5-10 50.0% Game: 8-14 57.1% 4,1

Officials: Terry Oglesby, Jeff Anderson, Ron Groover
 Technical fouls: North Carolina-None. Kansas-None.
 Attendance: 69423
 Championship Game
 2021-22 Men's Basketball. Round: 7. Kansas vs North Carolina. Played at Caesars

Score by periods	1st	2nd	Total
North Carolina	40	29	69
Kansas	25	47	72

North Carolina vs Duke
04/02/22 7:49 pm at New Orleans, LA

**2022
FF**

North Carolina 81 • 29-9,15-5 ACC

##	Player	Total			3-Ptr			Rebounds			PF	TP	A	TO	Blk	Stl	Min
		FG-FGA	FG-FGA	FT-FTA	FG-FGA	FG-FGA	FT-FTA	Off	Def	Tot							
05	Armando Bacot	r	3-10	0-0	5-8	8	13	21	5	11	0	2	1	1		33	
45	Brady Manek	r	4-10	3-6	3-6	1	3	4	3	14	0	2	3	0		38	
01	Leaky Black	g	3-9	2-5	0-0	6	3	9	3	8	2	1	1	0		40	
02	Caleb Love	g	11-20	3-10	3-4	0	4	4	2	28	1	4	0	0		40	
04	RJ Davis	g	6-13	2-4	4-4	0	7	7	4	18	4	1	0	0		36	
03	Dontrez Styles	g	0-2	0-1	0-0	0	1	1	0	0	0	0	0	0		3	
14	Puff Johnson	g	0-0	0-0	2-2	0	2	2	1	2	0	0	0	1		9	
22	Justin McKoy	g	0-0	0-0	0-0	0	0	0	1	0	0	0	0	0		1	
Team						2	0	2									
Totals			27-64	10-26	17-24	17	33	50	19	81	7	10	5	2		200	

FG % 1st Half: 12-34 35.3% 2nd half: 15-30 50.0% Game: 27-64 42.2% Deadball
 3FG % 1st Half: 3-13 23.1% 2nd half: 7-13 53.8% Game: 10-26 38.5% Rebounds
 FT % 1st Half: 7-9 77.8% 2nd half: 10-15 66.7% Game: 17-24 70.8% 1

Duke 77 • 32-7,16-4 ACC

##	Player	Total			3-Ptr			Rebounds			PF	TP	A	TO	Blk	Stl	Min
		FG-FGA	FG-FGA	FT-FTA	FG-FGA	FG-FGA	FT-FTA	Off	Def	Tot							
00	Wendell Moore Jr.	r	4-14	1-2	1-2	3	5	8	3	10	3	0	0	2		38	
05	Paolo Banchero	r	8-17	2-4	2-4	4	6	10	2	20	2	1	2	0		39	
21	AJ Griffin	r	1-7	0-4	4-4	0	4	4	1	6	1	0	2	0		29	
15	Mark Williams	c	4-5	0-0	0-2	2	2	4	4	8	0	1	0	2		17	
03	Jeremy Roach	g	2-11	0-5	4-5	1	5	6	3	8	5	2	0	2		34	
01	Trevor Keels	g	8-14	2-7	1-3	1	1	2	1	19	0	0	0	1		29	
12	Theo John	g	3-4	0-0	0-0	2	2	4	4	6	1	0	0	0		14	
Team						2	1	3									
Totals			30-72	5-22	12-20	15	26	41	18	77	12	4	4	7		200	

FG % 1st Half: 16-37 43.2% 2nd half: 14-35 40.0% Game: 30-72 41.7% Deadball
 3FG % 1st Half: 2-12 16.7% 2nd half: 3-10 30.0% Game: 5-22 22.7% Rebounds
 FT % 1st Half: 3-5 60.0% 2nd half: 9-15 60.0% Game: 12-20 60.0% 2

Officials: Tony Padilla, Bo Boroski, Roger Ayers
 Technical fouls: North Carolina-None. Duke-None.
 Attendance: 70602
 Final Four
 2021-22 Men's Basketball. Round: 6. Duke vs North Carolina. Played at Caesars

Score by periods	1st	2nd	Total
North Carolina	34	47	81
Duke	37	40	77



NCAA TOURNAMENT BOX SCORES

2022 Elite 8 vs. Saint Peter's
2022 Sweet 16 vs. UCLA
2022 2nd Round vs. Baylor
2022 1st Round vs. Marquette

Saint Peter's vs North Carolina 03/27/22 5:05 pm at Philadelphia, PA

2022 E-8

Saint Peter's 49 • 22-12,14-6 AAC

#	Player	Total		3-Ptr		Rebounds			PF	TP	A	TO	Blk	Stl	Min
		FG-FGA	FG-FGA	FT-FTA	Off	Def	Tot								
11	KC Ndefo	f	5-13	0-0	0-0	0	7	7	4	10	3	2	6	3	33
12	Clarence Rupert	f	1-3	0-1	0-0	1	2	3	1	2	0	0	1	0	11
14	Hassan Drame	f	3-7	1-3	0-0	0	0	0	3	7	1	1	0	0	19
05	Daryl Banks III	g	2-8	1-3	2-2	0	2	2	1	7	2	0	0	1	32
15	Matthew Lee	g	0-6	0-2	2-2	0	2	2	1	2	1	2	0	0	27
00	Latrell Reid	g	0-0	0-0	0-0	0	1	1	0	0	0	0	0	0	1
02	Marty Silvera	g	0-0	0-0	0-0	0	0	0	0	0	0	0	0	0	1
10	Fousseyni Drame	g	4-8	1-2	3-4	3	4	7	3	12	0	1	0	0	23
13	Isiah Dasher	g	2-5	0-1	0-0	0	3	3	2	4	1	1	0	0	18
24	Oumar Diahame	g	0-1	0-0	0-0	0	0	0	0	0	0	0	0	0	1
25	Doug Edert	g	0-5	0-3	2-2	0	4	4	1	2	0	0	0	0	21
32	Jaylen Murray	g	1-4	1-1	0-0	0	0	0	2	3	2	0	0	0	13
	Team					3	1	4							
	Totals		18-60	4-16	9-10	7	26	33	18	49	11	7	7	4	200
	FG % 1st Half:	7-31	22.6%	2nd half:	11-29	37.9%	Game:	18-60	30.0%	Deadball					
	3FG % 1st Half:	1-11	9.1%	2nd half:	3-5	60.0%	Game:	4-16	25.0%	Rebound:					
	FT % 1st Half:	4-4	100.0	2nd half:	5-6	83.3%	Game:	9-10	90.0%						

North Carolina 69 • 28-9,15-5 ACC

#	Player	Total		3-Ptr		Rebounds			PF	TP	A	TO	Blk	Stl	Min
		FG-FGA	FG-FGA	FT-FTA	Off	Def	Tot								
05	Armando Bacot	f	8-15	0-0	4-9	8	14	22	3	20	1	2	2	0	35
45	Brady Manek	f	7-11	4-6	1-2	0	8	8	1	19	1	0	0	0	39
01	Leaky Black	g	1-2	0-0	3-4	2	2	4	2	5	5	0	3	2	33
02	Caleb Love	g	6-17	2-10	0-1	0	4	4	2	14	4	2	0	0	39
04	RJ Davis	g	2-11	0-4	5-5	0	4	4	4	9	3	2	0	4	39
03	Dontrez Styles	g	0-1	0-1	0-0	0	0	0	0	0	0	0	0	0	1
11	D'Marco Dunn	g	0-0	0-0	0-0	0	1	1	0	0	0	0	0	0	1
14	Puff Johnson	g	1-2	0-0	0-0	0	0	0	0	2	1	0	0	0	11
22	Justin McKoy	g	0-2	0-1	0-0	1	0	1	0	0	0	0	0	0	1
24	Kerwin Walton	g	0-0	0-0	0-0	1	0	1	0	0	0	0	0	0	1
	Team					2	2	4							
	Totals		25-61	6-22	13-21	14	35	49	12	69	15	8	5	6	200
	FG % 1st Half:	15-36	41.7%	2nd half:	10-25	40.0%	Game:	25-61	41.0%	Deadball					
	3FG % 1st Half:	4-12	33.3%	2nd half:	1-10	20.0%	Game:	6-22	27.3%	Rebound:					
	FT % 1st Half:	4-5	80.0%	2nd half:	9-16	56.3%	Game:	13-21	61.9%						

Officials: Bo Boroski, Verne Harris, John Higgins
Technical fouls: Saint Peter's-None, North Carolina-None.
Attendance: 20235
Regionals
2021-22 Men's Basketball. Round: 4. North Carolina vs Saint Peter's. Played at

Score by periods	1st	2nd	Total
Saint Peter's	19	30	49
North Carolina	38	31	69

North Carolina vs UCLA 03/25/22 9:39 pm at Philadelphia, PA

2022 16

North Carolina 73 • 27-9,15-5 ACC

#	Player	Total		3-Ptr		Rebounds			PF	TP	A	TO	Blk	Min	
		FG-FGA	FG-FGA	FT-FTA	Off	Def	Tot								
05	Armando Bacot	f	6-10	0-0	2-4	8	7	15	3	14	2	2	1		
45	Brady Manek	f	5-13	3-10	0-0	2	6	8	1	13	2	2	0		
01	Leaky Black	g	1-5	0-2	0-0	0	2	2	0	2	0	1	0		
02	Caleb Love	g	11-24	6-13	2-2	1	2	3	2	30	4	1	0		
04	RJ Davis	g	3-11	1-4	5-5	1	6	7	2	12	3	2	0		
03	Dontrez Styles	g	0-1	0-1	0-0	0	2	2	0	0	0	0	0		
14	Puff Johnson	g	1-2	0-1	0-1	1	1	2	1	2	0	0	0		
	Team					2	2	4							
	Totals		27-66	10-31	9-12	15	28	43	9	73	11	8	1		
	FG % 1st Half:	12-34	35.3%	2nd half:	15-32	46.9%	Game:	27-66	40.9%	Deadball					
	3FG % 1st Half:	4-14	28.6%	2nd half:	6-17	35.3%	Game:	10-31	32.3%	Rebound:					
	FT % 1st Half:	0-3	0.0%	2nd half:	9-9	100.0	Game:	9-12	75.0%						

UCLA 66 • 27-8,15-5 Pac-12

#	Player	Total		3-Ptr		Rebounds			PF	TP	A	TO	Blk	Min	
		FG-FGA	FG-FGA	FT-FTA	Off	Def	Tot								
02	Cody Riley	f	2-6	0-0	0-0	1	3	4	2	4	0	1	2		
01	Jules Bernard	g	7-11	2-5	0-0	1	4	5	0	16	1	0	0		
03	Johnny Juzang	g	5-13	2-4	2-2	0	4	4	2	14	2	1	0		
10	Tyger Campbell	g	6-9	0-1	3-4	0	2	2	2	15	6	3	1		
24	Jaime Jaquez Jr.	g	5-18	0-3	0-2	0	5	5	0	10	2	0	0		
00	Jaylen Clark	g	1-3	1-1	0-0	1	1	2	1	3	0	1	0		
13	Jake Kymn	g	0-0	0-0	0-0	0	0	0	1	0	0	0	0		
15	Myles Johnson	g	2-2	0-0	0-0	2	2	4	2	4	0	0	1		
23	Peyton Watson	g	0-0	0-0	0-0	0	1	1	1	0	0	0	0		
	Team					3	4	7							
	Totals		28-62	5-14	5-8	8	26	34	11	66	11	6	4		
	FG % 1st Half:	13-27	48.1%	2nd half:	15-35	42.9%	Game:	28-62	45.2%	Deadball					
	3FG % 1st Half:	2-6	33.3%	2nd half:	3-8	37.5%	Game:	5-14	35.7%	Rebound:					
	FT % 1st Half:	3-6	50.0%	2nd half:	2-2	100.0	Game:	5-8	62.5%						

Officials: Courtney Green, Lee Cassell, Tony Padilla
Technical fouls: North Carolina-None, UCLA-None.
Attendance: 20136
Regionals
2021-22 Men's Basketball. Round: 4. North Carolina vs UCLA. Played at Wells Fa

Score by periods	1st	2nd	Total
North Carolina	28	45	73
UCLA	31	35	66

North Carolina vs Baylor 03/19/22 11:10 am at Fort Worth, TX

2022 2nd

North Carolina 93 • 26-9,15-5 ACC

#	Player	Total		3-Ptr		Rebounds			PF	TP	A	TO	Blk	Stl	Min
		FG-FGA	FG-FGA	FT-FTA	Off	Def	Tot								
05	Armando Bacot	f	4-10	0-0	7-15	4	12	16	4	15	4	2	3	1	40
45	Brady Manek	f	8-13	4-8	6-8	2	3	5	3	26	2	0	0	0	28
01	Leaky Black	g	2-3	0-0	0-0	1	4	5	3	4	6	2	1	1	40
02	Caleb Love	g	1-6	1-4	2-2	0	3	3	5	5	2	6	1	1	32
04	RJ Davis	g	8-17	5-10	9-10	0	5	5	4	30	6	3	0	1	45
03	Dontrez Styles	g	4-7	1-3	0-0	0	3	3	4	9	1	2	0	2	25
14	Puff Johnson	g	1-1	0-0	0-0	0	1	1	2	2	0	0	0	0	5
22	Justin McKoy	g	0-0	0-0	2-2	0	3	3	2	2	1	3	0	1	10
	Team					3	3	6							
	Totals		28-57	11-25	26-37	10	37	47	26	93	22	21	5	7	225
	FG % 1st Half:	14-28	50.0%	2nd half:	11-23	47.8%	OT:	3-6	50.0%	Game:	28-57	49.1%	Deadball		
	3FG % 1st Half:	6-13	46.2%	2nd half:	4-11	36.4%	OT:	1-1	100.0	Game:	11-25	44.0%	Rebound:		
	FT % 1st Half:	8-10	80.0%	2nd half:	12-18	66.7%	OT:	6-9	66.7%	Game:	26-37	70.3%			

Baylor 86 • 27-7,14-4 Big 12

#	Player	Total		3-Ptr		Rebounds			PF	TP	A	TO	Blk	Stl	Min
		FG-FGA	FG-FGA	FT-FTA	Off	Def	Tot								
00	Flo Thamba	f	0-1	0-0	0-0	3	2	5	5	0	0	1	1	1	24
02	Kendall Brown	f	2-7	0-4	2-4	2	3	5	3	6	1	0	0	3	28
24	Matthew Mayer	f	3-8	2-5	2-2	2	1	3	5	10	0	2	0	1	27
10	Adam Flagler	g	10-25	3-11	4-5	1	2	3	3	27	2	2	1	0	41
11	James Akinjo	g	6-20	1-7	7-8	0	4	4	5	20	5	2	1	3	39
01	Jeremy Sochan	g	4-14	1-5	6-8	4	7	11	3	15	3	4	1	1	34
03	Dale Bonner	g	3-6	2-5	0-0	3	2	5	3	8	0	0	1	1	32
05	Jordan Turner	g	0-0	0-0	0-0	0	0	0	0	0	0	0	0	0	0+
	Team					1	1	2							
	Totals		28-81	9-37	21-27	16	22	38	27	86	11	11	5	10	225
	FG % 1st Half:	12-30	40.0%	2nd half:	15-40	37.5%	OT:	1-11	9.1%	Game:	28-81	34.6%	Deadball		
	3FG % 1st Half:	2-10	20.0%	2nd half:	7-23	30.4%	OT:	0-4	0.0%	Game:	9-37	24.3%	Rebound:		
	FT % 1st Half:	3-4	75.0%	2nd half:	14-17	82.4%	OT:	4-6	66.7%	Game:	21-27	77.8%			

Officials: Donnie Eppley, Brent Hampton, Kipp Kissinger
Technical fouls: North Carolina-Armando Bacot, Baylor-Jeremy Sochan.
Attendance:
2021-22 Men's Basketball. Round: 0. Baylor vs North Carolina. Played at Dickie

Score by periods	1st	2nd	OT	Total
North Carolina	42	38	13	93
Baylor	29	51	6	86

Marquette vs North Carolina 03/17/22 3:30 pm at Fort Worth, TX

2022 1st



NCAA TOURNAMENT BOX SCORES

2021 1st Rd. vs. Wisconsin
2019 Sweet 16 vs. Auburn
2019 2nd Rd. vs. Washington
2019 1st Rd. vs. Iona

Wisconsin vs North Carolina 03/19/21 7:10 pm at West Lafayette, IN

2021 1st

Wisconsin 85 • 18-12,10-10 Big

#	Player	Total		3-Ptr		Rebounds			PF	TP	A	TO	Blk	Stl	Min
		FG-FGA	FT-FTA	FG-FGA	FT-FTA	Off	Def	Tot							
02	Aleem Ford	f	4-10	1-5	0-0	2	3	5	3	9	2	1	0	1	23
05	Tyler Wahl	f	0-1	0-0	1-2	0	0	0	0	1	0	0	0	1	17
35	Nate Reuvers	f	2-8	1-3	2-2	2	3	5	2	7	1	1	4	0	26
00	D'Mitrik Trice	g	8-15	3-8	2-2	0	5	5	0	21	3	2	0	0	36
04	Brad Davison	g	10-15	5-7	4-4	0	6	6	1	29	1	1	0	0	37
01	Jonathan Davis	g	3-4	0-1	0-0	0	6	6	2	6	3	1	1	1	23
04	Carter Higginbottom	g	0-0	0-0	0-0	0	0	0	0	0	0	0	0	1	1
11	Micah Potter	g	3-6	2-2	1-2	1	3	4	3	9	3	0	3	0	24
12	Trevor Anderson	g	0-0	0-0	0-0	1	1	0	0	0	1	0	0	0	5
13	Justin Taphorn	g	0-0	0-0	0-0	0	0	0	0	0	0	0	0	0	1
14	Carter Gilmore	g	0-0	0-0	0-0	0	0	0	0	0	0	0	0	0	1
20	Ben Carlson	g	0-0	0-0	0-0	0	0	0	0	0	0	0	0	0	3
02	Steven Crowl	g	0-1	0-0	0-0	0	0	0	0	0	1	0	0	0	3
24	Jordan Davis	g	1-1	1-1	0-0	0	0	0	0	3	0	0	0	0	1
32	Joe Hedstrom	g	0-0	0-0	0-0	0	0	0	0	0	0	0	0	0	1
Team						2	1	3			1				
Totals			31-61	13-27	10-12	9	28	37	11	85	15	7	8	5	200

FG % 1st Half: 14-31 45.2% 2nd half: 17-30 56.7% Game: 31-61 50.8%
 3FG % 1st Half: 6-14 42.9% 2nd half: 7-13 53.8% Game: 13-27 48.1%
 FT % 1st Half: 6-8 75.0% 2nd half: 4-4 100.0% Game: 10-12 83.3%

North Carolina 62 • 18-11,10-6 ACC

#	Player	Total		3-Ptr		Rebounds			PF	TP	A	TO	Blk	Stl	Min
		FG-FGA	FT-FTA	FG-FGA	FT-FTA	Off	Def	Tot							
05	Armando Bacot	f	6-9	0-0	3-3	2	2	4	1	15	1	1	0	2	24
15	Garrison Brooks	f	4-12	0-0	2-4	5	5	10	0	10	1	2	2	0	22
01	Leaky Black	g	1-4	0-1	0-0	0	3	3	2	0	1	0	0	0	22
02	Caleb Love	g	4-13	2-5	0-0	0	1	1	2	10	3	0	0	0	28
24	Kerwin Walton	g	2-4	2-3	2-2	0	1	1	2	8	1	0	0	0	26
00	Anthony Harris	g	3-5	0-1	0-0	0	0	0	1	6	0	0	0	0	12
03	Andrew Platek	g	0-0	0-0	0-0	0	2	2	1	0	0	1	0	0	7
04	RJ Davis	g	2-9	1-3	0-0	1	3	4	2	5	2	0	1	0	22
11	DayRon Sharpe	g	0-0	0-0	0-0	1	2	3	2	4	1	3	1	0	19
13	Walker Kessler	g	1-3	0-0	0-0	0	1	1	0	2	1	1	0	0	13
21	Sterling Manley	g	0-1	0-0	0-0	1	0	1	0	0	0	0	1	0	1
22	Walker Miller	g	0-0	0-0	0-0	0	0	0	0	0	0	1	0	0	1
30	K.J. Smith	g	0-1	0-0	0-0	0	0	0	0	0	0	0	0	0	1
34	Duwe Farris	g	0-0	0-0	0-0	0	0	0	0	0	0	0	0	0	1
35	Ryan McAdoo	g	0-0	0-0	0-0	0	0	0	0	0	0	0	0	0	1
Team						2	2	4							
Totals			25-65	5-13	7-10	12	22	34	14	62	10	10	5	2	200

FG % 1st Half: 9-29 31.0% 2nd half: 16-36 44.4% Game: 25-65 38.5%
 3FG % 1st Half: 3-8 37.5% 2nd half: 2-5 40.0% Game: 5-13 38.5%
 FT % 1st Half: 3-5 60.0% 2nd half: 4-5 80.0% Game: 7-10 70.0%

Officials: Mike Reed, Jeff Clark, Terry Oglesby
 Technical fouls: Wisconsin-None. North Carolina-None.

Attendance: 19610
 2020-21 Men's Basketball. Round: 2. North Carolina vs Wisconsin. Played at Mac

Score by periods	1st	2nd	Total
Wisconsin	40	45	85
North Carolina	24	38	62

Auburn vs North Carolina 03/29/19 6:29 pm at

2019 16

Auburn 97 • 29-9

#	Player	Total		3-Ptr		Rebounds			PF	TP	A	TO	Blk	Stl	Min
		FG-FGA	FT-FTA	FG-FGA	FT-FTA	Off	Def	Tot							
05	Chuma Okeke	f	8-11	3-5	1-3	4	7	11	0	20	2	2	1	2	25
24	Anfernee McLemore	f	1-3	1-3	0-0	0	4	4	2	3	0	0	1	0	19
01	Jared Harper	g	3-8	1-5	2-2	0	1	1	4	9	1	1	0	0	25
02	Bryce Brown	g	3-7	2-6	4-5	0	4	4	0	12	2	1	0	2	32
04	Malik Dunbar	g	5-10	3-7	0-0	2	2	4	1	13	1	1	0	0	23
00	Horace Spencer	g	2-3	0-0	0-2	0	2	2	3	4	0	0	3	1	14
03	Danjel Purifoy	g	4-6	4-6	0-0	1	1	2	1	12	1	0	0	0	12
10	Samir Doughty	g	4-6	2-3	0-0	0	1	1	1	10	2	2	0	0	20
12	J'Von McCormick	g	5-11	0-1	0-1	1	1	2	2	10	2	1	0	2	21
20	Myles Parker	g	1-1	1-1	0-0	0	0	0	0	3	0	0	0	0	1
22	Will Macoy	g	0-0	0-0	0-0	0	0	0	0	0	0	0	0	0	1
41	Cole Blackstock	g	0-0	0-0	0-0	0	0	0	0	2	0	0	0	0	1
50	Austin Wiley	g	0-0	0-0	1-4	2	3	5	1	1	0	0	1	0	6
Team						0	0	0							
Totals			36-66	17-37	8-17	10	26	36	17	97	21	11	6	8	200

FG % 1st Half: 18-38 47.4% 2nd half: 18-28 64.3% Game: 36-66 54.5%
 3FG % 1st Half: 5-19 26.3% 2nd half: 12-18 66.7% Game: 17-37 45.9%
 FT % 1st Half: 0-3 0.0% 2nd half: 8-14 57.1% Game: 8-17 47.1%

North Carolina 80 • 29-7

#	Player	Total		3-Ptr		Rebounds			PF	TP	A	TO	Blk	Stl	Min
		FG-FGA	FT-FTA	FG-FGA	FT-FTA	Off	Def	Tot							
15	Garrison Brooks	f	2-2	0-0	2-2	2	2	4	3	6	1	0	1	0	28
32	Luke Maye	f	6-14	1-4	0-1	3	4	7	2	13	3	0	0	1	28
02	Coby White	g	4-15	0-7	7-8	1	2	3	2	15	4	2	0	2	31
13	Cameron Johnson	g	4-11	2-7	5-5	0	5	5	2	15	0	1	1	3	29
24	Kenny Williams	g	4-6	2-3	0-0	2	3	5	1	10	3	4	0	1	34
00	Seventh Woods	g	1-1	0-0	0-0	2	2	2	1	2	1	2	0	0	8
01	Leaky Black	g	0-1	0-1	0-0	0	3	3	2	0	1	0	0	0	8
03	Andrew Platek	g	0-0	0-0	1-2	1	0	1	1	1	0	0	0	0	3
04	Brandon Robinson	g	3-6	2-4	1-2	3	1	4	1	9	3	0	0	0	16
05	Nassir Little	g	2-7	0-2	0-1	1	2	3	1	4	0	2	0	0	13
21	Sterling Manley	g	2-2	0-0	1-1	0	0	0	0	5	0	0	0	0	1
30	K.J. Smith	g	0-0	0-0	0-0	1	0	1	0	0	0	0	0	0	1
Team						0	2	2							
Totals			28-65	7-28	17-22	14	26	40	16	80	16	14	2	7	200

FG % 1st Half: 14-32 43.8% 2nd half: 14-33 42.4% Game: 28-65 43.1%
 3FG % 1st Half: 5-15 33.3% 2nd half: 2-13 15.4% Game: 7-28 25.0%
 FT % 1st Half: 6-10 60.0% 2nd half: 11-12 91.7% Game: 17-22 77.3%

Officials: Gerry Pollard, Mike Reed, Michael Stephens
 Technical fouls: Auburn-None. North Carolina-None.

Attendance: 17385
 2018-19 Men's Basketball. Round: 0. Auburn vs North Carolina. Played at .

Score by periods	1st	2nd	Total
Auburn	41	56	97
North Carolina	39	41	80

Washington vs North Carolina 03/24/19 2:40 pm at

2019 2nd

Washington 59 • 27-9

#	Player	Total		3-Ptr		Rebounds			PF	TP	A	TO	Blk	Stl	Min
		FG-FGA	FT-FTA	FG-FGA	FT-FTA	Off	Def	Tot							
04	Matisse Thybulle	f	1-8	0-5	0-0	0	2	2	1	2	4	2	2	4	36
13	Hameir Wright	f	1-5	1-4	0-0	0	3	3	2	3	0	0	0	0	17
15	Noah Dickerson	f	4-7	0-0	2-5	1	5	6	2	10	1	2	2	1	27
01	David Crisp	g	2-9	2-6	2-3	0	0	0	3	8	1	3	0	1	29
05	Jaylen Nowell	g	6-11	0-2	0-0	1	3	4	0	12	1	2	0	1	34
00	Jamal Bey	g	2-2	2-2	0-0	0	0	0	1	6	0	1	0	0	12
10	Elijah Hardy	g	1-2	1-2	0-0	0	0	0	0	3	0	0	0	0	1
11	Nahziah Carter	g	4-11	2-4	0-0	2	0	2	0	10	1	0	0	0	16
12	Jason Crandall	g	0-0	0-0	0-0	0	0	0	0	0	0	0	0	0	1
20	Quin Barnard	g	0-0	0-0	0-0	0	0	0	0	0	0	0	0	0	1
22	Dominic Green	g	1-4	1-4	0-0	0	0	0	1	3	0	0	1	0	18
30	Travis Rice	g	0-0	0-0	0-0	0	0	0	0	0	0	0	0	0	1
33	Sam Timmins	g	1-1	0-0	0-2	1	1	2	0	2	0	0	0	0	7
Team						3	2	5							
Totals			23-60	9-29	4-10	8	16	24	10	59	8	12	5	7	200

FG % 1st Half: 14-29 48.3% 2nd half: 9-31 29.0% Game: 23-60 38.3%
 3FG % 1st Half: 3-13 23.1% 2nd half: 6-16 37.5% Game: 9-29 31.0%
 FT % 1st Half: 2-6 33.3% 2nd half: 2-4 50.0% Game: 4-10 40.0%

North Carolina 81 • 29-6

#	Player	Total		3-Ptr		Rebounds			PF	TP	A	TO	Blk	Stl	Min
		FG-FGA	FT-FTA	FG-FGA	FT-FTA	Off	Def	Tot							
15	Garrison Brooks	f	2-4	0-0	1-2	3	2	5	0	5					



NCAA TOURNAMENT BOX SCORES

2018 2nd Round vs. Texas A&M
2018 1st Round vs. Lipscomb
2017 National Championship vs. Gonzaga
2017 National Semifinal vs. Oregon

Texas A&M vs North Carolina 03/18/18 5:20 p.m. at Charlotte, N.C. (Spectrum Center)

2018 2nd

Texas A&M 86 • 22-12

#	Player	Total			3-Ptr			Rebounds			PF	TP	A	TO	Blk	Stl	Min
		FG	FGA	FT	FTA	Off	Def	Off	Def	Total							
01	Hogg,DJ	f	5-11	3-7	1-2	2	6	8	3	14	4	2	1	2	29		
44	Williams,Robert	f	3-3	0-0	2-2	1	12	13	3	8	1	2	2	0	20		
34	Davis,Tyler	c	7-9	0-0	4-7	3	6	9	2	18	1	3	3	1	32		
02	Starks,TJ	g	7-15	2-6	5-8	0	3	3	1	21	5	5	0	0	32		
03	Gilder,Admon	g	5-11	2-3	0-0	0	4	4	2	12	2	1	0	1	33		
00	Chandler,Jay Jay		1-2	1-1	0-0	0	3	3	1	3	2	0	0	0	15		
05	Flagg,Savion		1-2	1-2	0-0	0	2	2	0	3	0	0	0	1	11		
10	Trocha-Morelos,Tonny		2-6	1-4	2-2	1	2	3	1	7	2	1	1	0	25		
11	French,Mark		0-0	0-0	0-0	0	0	0	0	0	0	0	0	0	1		
12	Collins,Chris		0-1	0-1	0-0	0	1	1	0	0	0	0	0	0	1		
15	Jasey,Isiah		0-0	0-0	0-0	0	1	1	0	0	0	0	1	0	1		
	Team					0	3	3									
	Totals		31-60	10-24	14-21	7	43	50	13	86	17	14	8	5	200		

FG % 1st Half: 17-34 50.0% 2nd half: 14-26 53.8% Game: 31-60 51.7%
 3FG % 1st Half: 5-11 45.5% 2nd half: 5-13 38.5% Game: 10-24 41.7%
 FT % 1st Half: 3-5 60.0% 2nd half: 11-16 68.8% Game: 14-21 66.7%

North Carolina 65 • 26-11

#	Player	Total			3-Ptr			Rebounds			PF	TP	A	TO	Blk	Stl	Min
		FG	FGA	FT	FTA	Off	Def	Off	Def	Total							
24	Williams,Kenny	f	2-8	1-5	0-0	2	2	4	2	5	0	0	0	0	31		
32	Maye,Luke	f	6-16	1-4	0-0	4	7	11	3	13	2	1	0	1	29		
01	Pinson,Theo	g	2-7	0-2	0-0	1	6	7	2	4	11	2	1	0	35		
02	Berry II, Joel	g	7-17	2-10	5-5	0	5	5	3	21	2	3	0	2	35		
13	Johnson,Cameron	g	3-11	1-7	0-0	0	3	3	1	7	2	0	0	3	26		
00	Woods,Seventh		1-3	0-1	0-0	0	0	0	4	2	0	0	0	0	6		
03	Platek,Andrew		1-1	1-1	0-0	0	0	0	1	3	0	0	0	0	3		
04	Robinson,Brandon		0-2	0-1	0-0	0	1	1	1	0	0	0	0	0	6		
11	Rush,Shea		0-2	0-0	0-0	0	0	0	0	0	0	0	0	0	1		
14	Ma,Kane		0-0	0-0	0-0	0	0	0	0	0	0	0	0	0	1		
15	Brooks,Garrison		1-6	0-0	1-1	1	1	2	2	3	0	0	0	0	14		
21	Manley,Sterling		2-4	0-0	1-1	0	1	1	1	5	0	0	0	0	10		
22	Miller,Walker		0-0	0-0	0-0	0	0	0	0	0	0	0	0	0	1		
25	Rohlman,Aaron		0-0	0-0	0-0	0	1	1	0	0	0	0	0	0	1		
42	Huffman,Brandon		1-1	0-0	0-0	1	0	1	0	2	0	0	0	0	1		
	Team					0	0	0									
	Totals		26-78	6-31	7-7	9	27	36	20	65	17	6	0	7	200		

FG % 1st Half: 12-36 33.3% 2nd half: 14-42 33.3% Game: 26-78 33.3%
 3FG % 1st Half: 1-13 7.7% 2nd half: 5-18 27.8% Game: 6-31 19.4%
 FT % 1st Half: 3-3 100.0% 2nd half: 4-4 100.0% Game: 7-7 100.0%

Officials: Pat Driscoll, Michael Irving, Eric Curry
 Technical fouls: Texas A&M-None. North Carolina-None.
 Attendance: 2

Score by periods	1st	2nd	Total
Texas A&M	42	44	86
North Carolina	28	37	65

Points	In	Off	2nd	Fast	Bench
TAMU	Paint	T/O	Chance	Break	
NC	38	7	9	13	13
NC	34	7	6	8	15

Last FG - TAMU 2nd-02:03, NC 2nd-00:04.
 Largest lead - TAMU by 24 2nd-13:17, NC by 7 1st-11:37.
 TAMU led for 31:01. NC led for 08:35. Game was tied for 00:24.

Score tied - 0 times.
 Lead changed - 6 times.

Lipscomb vs North Carolina 03/16/18 2:57 p.m. at Charlotte, N.C. (Spectrum Center)

2018 1st

Lipscomb 66 • 23-10

#	Player	Total			3-Ptr			Rebounds			PF	TP	A	TO	Blk	Stl	Min
		FG	FGA	FT	FTA	Off	Def	Off	Def	Total							
00	Marberry,Rob	f	5-12	0-1	3-4	4	3	7	4	13	1	3	1	2	26		
22	Pepper,Eli	f	2-6	1-3	0-0	0	7	7	4	5	2	2	1	1	28		
03	Buckland,Michael	g	2-7	1-5	2-2	0	2	2	0	7	4	2	0	1	35		
21	Cooper,Kenny	g	5-10	3-4	1-2	0	2	2	4	14	2	3	0	1	29		
24	Mathews,Garrison	g	3-14	1-7	1-1	1	2	3	2	8	4	1	0	3	29		
01	Jones, Greg		0-0	0-0	0-0	0	0	0	0	0	0	0	0	0	5		
12	Rose, Matt		2-8	0-5	0-0	0	1	2	4	0	0	0	0	0	16		
13	Fliener, Zach		0-0	0-0	0-0	0	0	0	0	0	0	0	0	0	1		
15	Fleming, Andrew		2-2	1-1	4-4	0	2	2	0	9	0	0	0	0	4		
20	Merritt,John Matt		0-0	0-0	0-0	0	0	0	0	0	0	0	0	0	1		
23	Korn,Aaron		1-3	0-2	2-2	0	3	3	0	4	2	0	0	0	19		
55	Brammeier,George		1-2	0-0	0-0	1	0	1	2	2	0	0	0	1	7		
	Team					0	1	1									
	Totals		23-64	7-28	13-15	6	23	29	18	66	14	13	2	9	200		

FG % 1st Half: 14-39 35.9% 2nd half: 9-25 36.0% Game: 23-64 35.9%
 3FG % 1st Half: 4-17 23.5% 2nd half: 3-11 27.3% Game: 7-28 25.0%
 FT % 1st Half: 2-3 66.7% 2nd half: 11-12 91.7% Game: 13-15 86.7%

North Carolina 84 • 26-10

#	Player	Total			3-Ptr			Rebounds			PF	TP	A	TO	Blk	Stl	Min
		FG	FGA	FT	FTA	Off	Def	Off	Def	Total							
01	Pinson,Theo	f	6-8	0-1	3-4	3	7	10	3	15	7	3	1	1	35		
32	Maye,Luke	f	2-9	1-3	5-7	3	6	9	4	10	2	2	0	0	23		
02	Berry II, Joel	g	6-15	2-9	0-0	0	2	2	1	14	3	3	0	3	37		
13	Johnson,Cameron	g	5-8	2-3	0-1	3	4	7	1	12	2	5	0	0	30		
24	Williams,Kenny	g	6-8	4-5	2-2	0	3	2	18	1	2	0	1	28			
00	Woods,Seventh		0-0	0-0	0-0	0	1	1	0	0	0	0	0	0	2		
03	Platek,Andrew		0-0	0-0	0-0	0	2	2	0	0	1	1	0	0	7		
04	Robinson,Brandon		0-1	0-1	0-0	0	0	0	2	0	0	0	0	1	7		
11	Rush,Shea		1-1	0-0	0-0	0	0	0	0	2	0	0	0	1	1		
14	Ma,Kane		0-1	0-0	0-0	0	0	0	0	0	0	0	0	0	1		
15	Brooks,Garrison		2-3	0-0	3-4	0	1	2	7	3	1	0	1	16			
21	Manley,Sterling		3-4	0-0	0-0	0	10	10	0	6	0	0	1	0	10		
22	Miller,Walker		0-1	0-0	0-0	0	0	0	0	0	0	0	0	0	1		
25	Rohlman,Aaron		0-0	0-0	0-0	0	0	0	1	0	0	0	0	0	1		
42	Huffman,Brandon		0-1	0-0	0-0	1	0	1	0	0	0	0	0	0	1		
	Team					0	1	1									
	Totals		31-60	9-22	13-18	10	37	47	17	84	19	18	2	8	200		

FG % 1st Half: 17-31 54.8% 2nd half: 14-29 48.3% Game: 31-60 51.7%
 3FG % 1st Half: 5-11 45.5% 2nd half: 4-11 36.4% Game: 9-22 40.9%
 FT % 1st Half: 4-9 44.4% 2nd half: 9-9 100.0% Game: 13-18 72.2%

Officials: Lamont Simpson, Tony Henderson, Bill McCarthy
 Technical fouls: Lipscomb-None. North Carolina-None.
 Attendance: 18489

Score by periods	1st	2nd	Total
Lipscomb	34	32	66
North Carolina	43	41	84

Points	In	Off	2nd	Fast	Bench
LIP	Paint	T/O	Chance	Break	
NC	42	15	10	15	19
NC	42	15	10	15	15

Last FG - LIP 2nd-00:33, NC 2nd-00:43.
 Largest lead - LIP by 6 1st-13:02, NC by 23 2nd-00:43.
 LIP led for 08:38. NC led for 29:08. Game was tied for 02:14.

Score tied - 3 times.
 Lead changed - 8 times.

GONZAGA vs NORTH CAROLINA 4/3/17 6:20PM at Univ of Phoenix Stadium, Glendale, AZ

2017 FF

Gonzaga 65 • 37-2

#	Player	Total			3-Ptr			Rebounds			PF	TP	A	TO	Blk	Stl	Min
		FG	FGA	FT	FTA	Off	Def	Off	Def	Total							
03	WILLIAMS, Johnathan	f	4-7	1-3	0-0	0	5	5	4	9	0	0	0	0	23		
24	KARNOWSKI, Przemek	c	1-8	0-0	7-9	2	7	9	4	9	0	4	1	0	29		
04	MATHEWS, Jordan	g	2-7	2-5	0-1	0	3	3	1	6	1	1	0	1	32		
05	WILLIAMS-GOSS, Nigel	g	5-17	1-3	4-8	2	7	9	3	15	6	2	0	0	39		
13	PERKINS, Josh	g	3-8	3-6	4-5	0	2	2	3	13	3	2	0	0	35		
00	MELSON, Silas		1-3	1-2	0-0	0	0	0	0	3	0	0	0	0	14		
22	JONES, Jeremy		0-0	0-0	0-0	0	0	0	0	0	0	0	0	0	0+		
32	COLLINS, Zach		4-6	0-0	1-1	3	4	7	5	9	0	4	3	1	14		
33	TILLIE, Killian		0-3	0-0	1-2	2	7	9	2	1	1	1	1	0	14		
	Team					3	2	5									
	Totals		20-59	8-19	17-26	12	37	49	22	65	11	14	5	2	200		

FG % 1st Half: 12-30 40.0% 2nd half: 8-29 27.6% Game: 20-59 33.9%
 3FG % 1st Half: 5-9 55.6% 2nd half: 3-10 30.0% Game: 8-19 42.1%
 FT % 1st Half: 6-10 60.0% 2nd half: 11-16 68.8% Game: 17-26 65.4%

North Carolina 71 • 33-7

#	Player	Total			3-Ptr			Rebounds			PF	TP	A	TO	Blk	Stl
---	--------	-------	--	--	-------	--	--	----------	--	--	----	----	---	----	-----	-----



NCAA TOURNAMENT BOX SCORES

2017 Elite 8 vs. Kentucky
2017 Sweet 16 vs. Memphis
2017 2nd Round vs. Arkansas
2017 1st Round vs. Texas Southern

Kentucky vs North Carolina
3/26/17 4:13 PM at Memphis, Tenn.

2017
E-8

Kentucky 73 • 32-6

#	Player	Total			3-Ptr			Rebounds			PF	TP	A	TO	Blk	Stl	Min
		FG-FGA	FG-FGA	FT-FTA	FG-FGA	FG-FGA	FT-FTA	Off	Def	Tot							
03	Adebayo, Edrice	4-10	0-0	5-6	3	4	7	2	13	2	2	1	1	1	34		
35	Willis, Derek	3-6	0-3	0-0	0	6	6	4	6	2	1	0	0	2	29		
00	Fox, De'Aaron	5-14	2-4	1-2	1	3	4	4	13	3	1	0	2	28			
05	Monk, Malik	4-10	3-6	1-2	1	1	2	4	12	0	1	1	0	30			
13	Briscoe, Isaiah	3-7	0-0	1-4	1	3	4	1	7	8	3	0	3	34			
11	Mulder, Mychal	0-5	0-3	0-0	0	1	1	0	0	0	0	0	0	6			
15	Humphries, Isaac	5-8	0-0	2-2	2	3	5	1	12	1	0	0	1	21			
25	Hawkins, Dominique	3-5	2-3	2-3	1	2	3	2	10	0	1	0	0	22			
32	Gabriel, Wenyen	0-0	0-0	0-0	1	0	1	1	0	0	0	0	0	4			
	Team				1	0	1										
	Totals	27-65	7-19	12-19	11	23	34	19	73	16	9	2	7	200			
	FG % 1st Half:	12-32	37.5%	2nd half:	15-33	45.5%	Game:	27-65	41.5%						Deadball Rebounds 2.1		
	3FG % 1st Half:	4-11	36.4%	2nd half:	3-8	37.5%	Game:	7-19	36.8%								
	FT % 1st Half:	5-11	45.5%	2nd half:	7-8	87.5%	Game:	12-19	63.2%								

North Carolina 75 • 31-7

#	Player	Total			3-Ptr			Rebounds			PF	TP	A	TO	Blk	Stl	Min
		FG-FGA	FG-FGA	FT-FTA	FG-FGA	FG-FGA	FT-FTA	Off	Def	Tot							
03	Kennedy Meeks	2-4	0-0	3-4	5	12	17	2	7	2	2	4	1	32			
04	Isaiah Hicks	2-5	0-0	0-2	0	0	0	3	4	2	1	3	0	20			
44	Justin Jackson	7-17	1-5	4-7	3	2	5	1	19	4	1	0	1	38			
01	Theo Pinson	2-4	0-1	5-6	0	4	4	2	9	3	3	1	1	30			
02	Joel Berry II	4-12	0-5	3-4	0	4	4	3	11	3	4	0	2	33			
00	Nate Britt	0-3	0-1	0-0	0	2	2	2	0	0	2	0	0	13			
05	Tony Bradley	3-3	0-0	0-0	0	1	1	2	6	0	1	1	1	8			
21	Seventh Woods	0-0	0-0	0-0	0	0	0	2	0	1	0	0	0	1			
30	Stilman White	1-1	0-0	0-0	1	1	2	1	2	0	1	0	0	5			
32	Luke Maye	6-9	2-3	3-3	0	3	3	0	17	2	0	0	1	20			
	Team				4	2	6										
	Totals	27-58	3-15	18-26	13	31	44	18	75	17	16	9	7	200			
	FG % 1st Half:	15-30	50.0%	2nd half:	12-28	42.9%	Game:	27-58	46.6%						Deadball Rebounds 2.1		
	3FG % 1st Half:	1-7	14.3%	2nd half:	2-8	25.0%	Game:	3-15	20.0%								
	FT % 1st Half:	7-13	53.8%	2nd half:	11-13	84.6%	Game:	18-26	69.2%								

Officials: John Higgins, Keith Kimble, Mike Reed
Technical fouls: Kentucky-None, North Carolina-None.
Attendance: 16412

Score by periods	1st	2nd	Total
Kentucky	33	40	73
North Carolina	38	37	75

Butler vs North Carolina
3/24/17 6:10 PM at Memphis, Tenn.

2017
16

Butler 80 • 25-9

#	Player	Total			3-Ptr			Rebounds			PF	TP	A	TO	Blk	Stl	Min
		FG-FGA	FG-FGA	FT-FTA	FG-FGA	FG-FGA	FT-FTA	Off	Def	Tot							
00	Woodson, Avery	3-11	2-8	0-0	0	0	0	4	8	0	1	0	2	28			
03	Baldwin, Kamar	5-9	1-4	3-4	1	4	5	3	14	1	3	0	2	29			
04	Wideman, Tyler	1-2	0-0	0-0	1	2	3	4	2	1	2	0	0	22			
11	Savage, Kethan	2-5	1-2	3-4	0	2	2	2	8	2	0	1	0	24			
45	Chrabascz, Andrew	7-14	2-4	5-5	2	5	7	4	21	4	1	0	0	35			
01	Lewis, Tyler	4-8	0-1	0-0	2	0	2	1	8	4	0	0	0	22			
10	Pettus, Trey	0-0	0-0	1-2	0	0	0	0	1	0	0	0	0	1			
20	Baddley, Henry	0-0	0-0	0-0	0	0	0	0	0	0	0	0	0	1			
22	McDermott, Sean	0-0	0-0	2-2	1	0	1	0	2	0	0	0	0	1			
25	Bennett, Steven	0-0	0-0	0-0	0	0	0	0	0	0	0	0	0	1			
30	Martin, Kelan	5-12	2-8	4-4	1	4	5	2	16	1	2	0	0	28			
51	Fowler, Nate	0-1	0-1	0-0	0	0	0	3	0	0	0	0	0	8			
	Team				0	1	1										
	Totals	27-62	8-28	18-21	8	18	26	23	80	13	9	1	5	200			
	FG % 1st Half:	13-30	43.3%	2nd half:	14-32	43.8%	Game:	27-62	43.5%						Deadball Rebounds 2.2		
	3FG % 1st Half:	4-13	30.8%	2nd half:	4-15	26.7%	Game:	8-28	28.6%								
	FT % 1st Half:	6-7	85.7%	2nd half:	12-14	85.7%	Game:	18-21	85.7%								

North Carolina 92 • 30-7

#	Player	Total			3-Ptr			Rebounds			PF	TP	A	TO	Blk	Stl	Min
		FG-FGA	FG-FGA	FT-FTA	FG-FGA	FG-FGA	FT-FTA	Off	Def	Tot							
01	Pinson, Theo	1-4	0-2	3-4	2	0	2	3	5	4	3	0	1	25			
02	Berry, Joel	8-13	3-7	7-9	0	1	1	2	26	2	2	0	1	35			
03	Meeks, Kennedy	1-3	0-0	3-4	1	10	11	3	5	0	1	1	1	27			
04	Hicks, Isaiah	4-5	0-0	1-5	0	1	1	5	9	3	1	0	0	17			
44	Jackson, Justin	9-18	2-8	4-6	3	2	5	1	24	5	1	0	0	34			
00	Britt, Nate	1-2	1-2	2-2	0	2	2	2	5	2	0	2	2	22			
05	Bradley, Tony	1-2	0-0	0-1	0	1	1	2	2	0	0	0	0	6			
11	Rush, Shea	0-0	0-0	0-0	0	0	0	0	0	0	0	0	0	1			
13	Coker, Kanler	0-0	0-0	0-0	0	0	0	0	0	0	0	0	0	1			
14	Robinson, Brandon	0-0	0-0	0-0	0	0	0	0	0	0	0	0	0	1			
21	Woods, Seventh	0-0	0-0	0-0	0	1	1	0	0	1	1	0	1	4			
25	Rohliman, Aaron	0-0	0-0	0-0	0	0	0	0	0	0	0	0	0	1			
30	White, Stilman	0-0	0-0	0-0	0	0	0	1	0	0	0	0	0	1			
32	Maye, Luke	6-10	3-5	1-2	3	9	12	1	16	2	0	0	1	25			
	Team				1	1	2										
	Totals	31-57	9-24	21-33	10	28	38	21	92	22	10	1	7	200			
	FG % 1st Half:	18-34	52.9%	2nd half:	13-23	56.5%	Game:	31-57	54.4%						Deadball Rebounds 8		
	3FG % 1st Half:	8-17	47.1%	2nd half:	1-7	14.3%	Game:	9-24	37.5%								
	FT % 1st Half:	8-11	72.7%	2nd half:	13-22	59.1%	Game:	21-33	63.6%								

Officials: Doug Shuler, LaMar Simpson, Joe Lindsay
Technical fouls: Butler-None, North Carolina-None.
Attendance:

Score by periods	1st	2nd	Total
Butler	36	44	80
North Carolina	52	40	92

Last FG - BU 2nd-00:48, UNC 2nd-02:19.
Largest lead - BU by 1 1st-18:35, UNC by 20 1st-02:05.
BU led for 00:34, UNC led for 38:53. Game was tied for 00:33.

Score tied - 1 time.
Lead changed - 4 times.

Arkansas vs North Carolina
3/17/17 6:10 PM ET at Bon Secours Wellness Arena, Greenville SC

2017
2nd

Arkansas 65 • 26-10

#	Player	Total			3-Ptr			Rebounds			PF	TP	A	TO	Blk	Stl	Min
		FG-FGA	FG-FGA	FT-FTA	FG-FGA	FG-FGA	FT-FTA	Off	Def	Tot							
13	Dustin Thomas	1-1	0-0	0-0	2	0	2	3	2	0	1	1	0	14			
33	Moses Kingsley	4-12	0-1	1-4	0	5	5	4	9	1	1	2	1	32			
00	Jaylen Barford	4-14	1-6	0-0	2	2	4	3	9	2	5	0	1	26			
03	Dusty Hannahs	3-7	2-4	0-0	1	2	3	1	8	0	6	0	0	19			
21	Manuale Watkins	2-4	0-0	0-0	0	8	8	2	4	0	0	0	2	29			
01	Trey Thompson	0-0	0-0	0-0	1	1	2	1	0	0	1	0	1	10			
02	Adrio Bailey	2-4	0-0	0-0	0	0	0	3	4	0	1	0	3	19			
04	Daryl Macon	6-8	3-5	4-4	1	0	1	1	19	3	3	0	1	26			
05	Arlando Cook	0-0	0-0	0-0	0	0	0	1	0	0	1	0	0	5			
31	Anton Beard	4-10	2-5	0-0	1	4	5	1	10	3	0	0	1	20			
	Team				0	2	2										
	Totals	26-60	8-21	5-8	8	24	32	20	65	9	19	4	10	200			
	FG % 1st Half:	13-31	41.9%	2nd half:	13-29	44.8%	Game:	26-60	43.3%						Deadball Rebounds 2		
	3FG % 1st Half:	3-10	30.0%	2nd half:	5-11	45.5%	Game:	8-21	38.1%								
	FT % 1st Half:	4-4	100.0%	2nd half:	1-4	25.0%	Game:	5-8	62.5%								

North Carolina 72 • 29-7

#	Player	Total			3-Ptr			Rebounds			PF	TP	A	TO	Blk	Stl	Min
		FG-FGA	FG-FGA	FT-FTA	FG-FGA	FG-FGA	FT-FTA	Off	Def	Tot							
03	Kennedy Meeks	7-13	0-0	2-2	7	4	11	1	16	0	2	3	1	29			
04	Isaiah Hicks	2-7	0-0	5-6	2	5	7	2	9	4	3	1	1	30			
44	Justin Jackson	5-14	3-6	2-2	2	6	8	3	15	5	4	0	5	36			
01	Theo Pinson	1-4	0-0	0-0	0	2	2	0	2	2	3	0	2	29			
02	Joel Berry II	2-13	2-8	4-7	0	2	2	1	10	3	1	0	2	34			
00	Nate Britt	2-4	0-2	2-2	0	0	0	0	6	1	1	0	1	16			
05	Tony Bradley	2-2	0-0	3-4	3	4	7	3	7	0	3	0	0	12			
21	Seventh Woods	0-1	0-0	0-0	0	0	0	0	0	0	0	0	1	4			
32	Luke Maye	3-5	0-1	1-2	2	1	3	0	7								



NCAA TOURNAMENT BOX SCORES

2016 National Championship vs. Villanova
 2016 National Semifinal vs. Syracuse
 2016 Elite 8 vs. Notre Dame
 2016 Sweet 16 vs. Indiana

VILLANOVA vs NORTH CAROLINA

4/4/16 8:19PM at NRG Stadium, Houston, TX

2016
FF

VILLANOVA 77 • 35-5

#	Player	Total		3-Ptr		Rebounds			PF	TP	A	TO	Blk	Stl	Min
		FG-FGA	FG-FGA	FG-FGA	FG-FGA	Off	Def	Tot							
02	Kris Jenkins	f	6-11	2-4	0-1	0	2	2	4	14	1	3	0	2	21
23	Daniel Ochefu	f	4-5	0-0	1-2	1	5	6	2	9	2	2	2	0	32
01	Jalen Brunson	g	1-4	1-2	1-2	0	1	1	0	4	0	0	0	0	22
03	Josh Hart	g	4-9	1-3	3-4	1	7	8	3	12	1	2	1	1	38
15	Ryan Arcidiacono	g	6-9	2-3	2-2	0	2	2	2	16	2	2	0	1	37
05	Phil Booth	g	6-7	2-2	6-6	0	2	2	0	20	0	1	1	1	25
25	Mikal Bridges	g	1-1	0-0	0-0	0	2	2	4	2	0	0	1	0	15
45	Darryl Reynolds	g	0-2	0-0	0-0	0	0	0	1	0	0	0	0	0	10
Team						0	0	0							
Totals			28-48	8-14	13-17	2	21	23	16	77	6	10	5	5	200

FG % 1st Half: 14-24 58.3% 2nd half: 14-24 58.3% Game: 28-48 58.3%
 3FG % 1st Half: 3-7 42.9% 2nd half: 5-7 71.4% Game: 8-14 57.1%
 FT % 1st Half: 3-4 75.0% 2nd half: 10-13 76.9% Game: 13-17 76.5%

NORTH CAROLINA 74 • 33-7

#	Player	Total		3-Ptr		Rebounds			PF	TP	A	TO	Blk	Stl	Min
		FG-FGA	FG-FGA	FG-FGA	FG-FGA	Off	Def	Tot							
03	Kennedy Meeks	f	1-8	0-0	2-2	6	1	7	3	4	0	2	0	1	21
11	Brice Johnson	f	6-10	0-0	2-3	1	7	8	2	14	1	1	0	0	31
44	Justin Jackson	f	3-8	3-4	0-2	2	2	4	2	9	2	2	1	1	34
02	Joel Berry II	g	7-12	4-4	2-2	0	3	3	2	20	4	3	0	0	37
05	Marcus Paige	g	7-17	4-7	3-4	2	3	5	3	21	6	1	0	1	34
00	Nate Britt	g	1-4	0-2	0-0	1	0	1	1	2	0	1	0	0	9
01	Theo Pinson	g	0-0	0-0	0-0	0	0	0	2	0	3	0	0	0	12
04	Isaiah Hicks	g	2-4	0-0	0-0	2	2	4	4	4	0	1	1	2	20
42	Joel James	g	0-0	0-0	0-0	0	1	1	1	0	0	0	0	0	2
Team						2	1	3							
Totals			27-63	11-17	9-13	16	20	36	20	74	16	11	3	5	200

FG % 1st Half: 15-28 53.6% 2nd half: 12-35 34.3% Game: 27-63 42.9%
 3FG % 1st Half: 7-9 77.8% 2nd half: 4-8 50.0% Game: 11-17 64.7%
 FT % 1st Half: 2-3 66.7% 2nd half: 7-10 70.0% Game: 9-13 69.2%

Officials: Michael Stephens, John Higgins, Terry Wymer
 Technical fouls: VILLANOVA-None. NORTH CAROLINA-None.
 Attendance: 74340
 2016 National Championship Game

Score by periods	1st	2nd	Total
VILLANOVA	34	43	77
NORTH CAROLINA	39	35	74

	Points	In Paint	Off T/O	2nd Chance	Fast Break	Bench
VU	32	7	2	0	22	
NC	26	14	11	0	6	

Last FG - VU 2nd-00:00, NC 2nd-00:05.
 Largest lead - VU by 10 2nd-05:29, NC by 7 1st-00:38.
 VU led for 18:54. NC led for 14:03. Game was tied for 07:03.

Score tied - 9 times.
 Lead changed - 9 times.

SYRACUSE vs NORTH CAROLINA

4/2/16 7:55PM at NRG Stadium, Houston, TX

2016
FF

SYRACUSE 66 • 23-14

#	Player	Total		3-Ptr		Rebounds			PF	TP	A	TO	Blk	Stl	Min
		FG-FGA	FG-FGA	FG-FGA	FG-FGA	Off	Def	Tot							
00	Michael Gbinije	f	5-18	0-5	2-3	0	3	3	5	12	2	4	0	0	37
21	Tyler Roberson	f	1-3	0-0	0-2	6	3	9	1	2	0	1	0	0	33
23	Malachi Richardson	f	7-14	2-5	1-3	2	3	5	4	17	1	2	0	1	37
32	Dajuan Coleman	c	2-2	0-0	1-2	4	0	4	1	5	1	0	2	1	19
10	Trevor Cooney	g	9-18	4-8	0-0	2	3	5	0	22	1	1	0	3	39
01	Franklin Howard	g	0-2	0-1	0-2	0	0	0	1	0	0	1	0	0	5
20	Tyler Lydon	g	3-9	2-6	0-1	2	3	5	3	8	0	1	2	3	30
Team						0	0	0							
Totals			27-66	8-25	4-13	16	15	31	15	66	5	10	4	8	200

FG % 1st Half: 11-31 35.5% 2nd half: 16-35 45.7% Game: 27-66 40.9%
 3FG % 1st Half: 3-10 30.0% 2nd half: 5-15 33.3% Game: 8-25 32.0%
 FT % 1st Half: 3-10 30.0% 2nd half: 1-3 33.3% Game: 4-13 30.8%

NORTH CAROLINA 83 • 33-6

#	Player	Total		3-Ptr		Rebounds			PF	TP	A	TO	Blk	Stl	Min
		FG-FGA	FG-FGA	FG-FGA	FG-FGA	Off	Def	Tot							
03	Kennedy Meeks	f	7-9	0-0	1-1	5	3	8	1	15	1	2	2	2	27
11	Brice Johnson	f	6-11	0-0	4-6	4	5	9	2	16	1	1	1	0	28
44	Justin Jackson	f	6-12	0-2	4-4	0	3	3	0	16	2	1	0	1	28
02	Joel Berry II	g	4-9	0-4	0-0	1	6	7	1	8	10	1	0	1	34
05	Marcus Paige	g	5-11	3-7	0-0	0	2	2	0	13	3	3	1	1	34
00	Nate Britt	g	0-2	0-2	0-0	1	1	2	0	0	0	0	0	0	9
01	Theo Pinson	g	2-4	1-2	0-0	2	3	5	4	5	1	2	0	0	13
04	Isaiah Hicks	g	3-4	0-0	0-0	1	3	4	6	0	1	1	1	1	16
13	Kanler Coker	g	0-0	0-0	0-0	0	0	0	0	0	0	0	0	0	1
24	Kenny Williams	g	0-0	0-0	0-0	0	0	0	0	0	0	0	0	0	1
30	Stilman White	g	0-0	0-0	0-0	0	0	0	0	0	0	1	0	0	1
32	Luke Maye	g	0-0	0-0	0-0	0	0	0	0	0	0	0	0	0	0+
32	Toby Egbuna	g	0-0	0-0	0-0	0	0	0	0	0	0	0	0	0	1
42	Joel James	g	2-3	0-0	0-0	2	1	3	0	4	0	0	0	0	6
43	Spenser Dalton	g	0-0	0-0	0-0	0	0	0	0	0	0	0	0	0	1
Team						0	0	0							
Totals			35-65	4-17	9-11	16	27	43	12	83	18	12	5	6	200

FG % 1st Half: 17-35 48.6% 2nd half: 18-30 60.0% Game: 35-65 53.8%
 3FG % 1st Half: 0-10 0.0% 2nd half: 4-7 57.1% Game: 4-17 23.5%
 FT % 1st Half: 5-7 71.4% 2nd half: 4-4 100.0% Game: 9-11 81.8%

Officials: Mike Eades, Roger Ayers, Jeff Clark
 Technical fouls: SYRACUSE-None. NORTH CAROLINA-None.
 Attendance: 75505
 2016 NCAA National Semi-Final

Score by periods	1st	2nd	Total
SYRACUSE	28	38	66
NORTH CAROLINA	39	44	83

	Points	In Paint	Off T/O	2nd Chance	Fast Break	Bench
SU	32	13	13	4	8	
NC	50	16	16	12	15	

Last FG - SU 2nd-00:17, NC 2nd-01:07.
 Largest lead - SU by 3 1st-14:53, NC by 19 2nd-01:07.
 SU led for 05:17. NC led for 30:25. Game was tied for 04:18.

Score tied - 7 times.
 Lead changed - 8 times.



Official Basketball Box Score -- Game Totals -- Final Statistics

Notre Dame vs North Carolina

3/27/16 8:49 PM at Wells Fargo Center (Philadelphia, Pa.)

2016
E-8

Notre Dame 74 • 24-12

#	Player	Total		3-Ptr		Rebounds			PF	TP	A	TO	Blk	Stl	Min
		FG-FGA	FG-FGA	FG-FGA	FG-FGA	Off	Def	Tot							
03	Beachem, V.J.	f	6-9	3-5	3-5	0	1	1	4	18	0	0	1	1	39
30	Auguste, Zach	f	2-3	0-0	1-1	1	2	3	4	5	0	0	0	0	21
05	Farrell, Matt	g	2-3	2-2	0-0	0	0	0	1	6	3	0	0	0	26
11	Jackson, Demetrius	g	10-16	3-7	3-4	0	2	2	26	4	3	0	0	1	39
32	Vasturia, Steve	g	4-10	1-4	2-2	2	1	3	3	11	2	2	0	0	39
00	Pflueger, Rex	g	0-0	0-0	0-0	0	0	0	0	0	0	0	0	0	5
04	Ryan, Matt	g	0-0	0-0	0-0	0	0	0	0	0	0	0	0	0	2
35	Colson, Bonzie	g	3-8	0-0	2-2	2	3	5	4	8	0	1	0	1	29
Team						0	1	1							
Totals			27-49	9-18	11-14	5	10	15	18	74	9	7	1	3	200

FG % 1st Half: 14-24 58.3% 2nd half: 13-25 52.0% Game: 27-49 55.1%
 3FG % 1st Half: 6-10 60.0% 2nd half: 3-8 37.5% Game: 9-18 50.0%
 FT % 1st Half: 4-5 80.0% 2nd half: 7-9 77.8% Game: 11-14 78.6%

North Carolina 88 • 32-6

#	Player	Total		3-Ptr		Rebounds			PF	TP	A	TO	Blk	Stl	Min
		FG-FGA	FG-FGA	FG-FGA	FG-FGA	Off	Def	Tot							
03	Meeks, Kennedy	f	4-4	0-0	2-2	2	1	3	2	10	0	2	0	0	15
11	Johnson, Brice	f	10-15	0-0	5-5	3	9	12	3	25	1	2	1	1	32
44	Jackson, Justin	f	4-6	1-2	2-3	3	2	5	1	11	2	0	0	0	28
02	Berry II, Joel	g	4-8	1-4	2-3	1	0	1	2						



NCAA TOURNAMENT BOX SCORES

2016 2nd Round vs. Providence
2016 1st Round vs. Florida Gulf Coast
2015 Sweet 16 vs. Wisconsin
2015 2nd Round vs. Arkansas

Providence vs North Carolina 3/19/16 9:40 p.m. at Raleigh, NC

Providence 66 • 24-11

#	Player	Total		3-Ptr		Rebounds			PF	TP	A	TO	Blk	Stl	Min
		FG-FGA	FG-FGA	FT-FTA	Off	Def	Tot								
00	Bentil, Ben	* 7-17	3-8	4-6	2	1	3	4	5	21	1	1	0	2	32
03	Dunn, Kris	* 10-16	3-5	6-8	0	3	3	4	29	3	4	0	2	26	
05	Bullock, Rodney	* 0-7	0-4	2-4	0	3	3	2	0	4	1	1	1	37	
21	Lindsey, Jalen	* 1-5	0-4	0-0	0	4	2	2	0	0	0	0	0	35	
32	Lomomba, Junior	* 0-0	0-0	0-0	0	2	2	1	0	1	2	0	0	16	
10	Smith, Quadree	0-0	0-0	1-2	1	0	1	2	1	0	0	0	0	3	
12	Woodring, Casey	0-1	0-1	0-0	0	0	0	0	0	0	0	0	0	1	
14	Chambers, Tyree	1-1	0-0	0-0	0	0	0	0	2	0	0	0	0	4	
22	Council, Ricky	0-1	0-1	0-0	0	0	0	0	0	0	0	0	0	2	
24	Cartwright, Kyron	3-8	0-0	1-3	1	2	3	0	7	1	0	0	0	26	
25	Edwards, Drew	1-1	0-0	0-0	1	0	1	3	2	2	0	0	0	17	
34	Planek, Tom	0-0	0-0	0-0	0	0	0	0	0	0	0	0	0	1	
	Team				4	0	4								
	Totals	23-57	6-23	14-23	9	15	24	20	66	8	11	1	5	200	

FG % 1st Half: 11-29 37.9% 2nd half: 12-28 42.9% Game: 23-57 40.4%
3FG % 1st Half: 2-11 18.2% 2nd half: 4-12 33.3% Game: 6-23 26.1%
FT % 1st Half: 6-8 75.0% 2nd half: 8-15 53.3% Game: 14-23 60.9%

North Carolina 85 • 30-6

#	Player	Total		3-Ptr		Rebounds			PF	TP	A	TO	Blk	Stl	Min
		FG-FGA	FG-FGA	FT-FTA	Off	Def	Tot								
02	Berry II, Joel	* 6-13	1-5	2-2	1	4	5	2	15	2	2	0	1	35	
03	Meeks, Kennedy	* 1-3	0-0	0-0	2	1	3	2	2	0	1	0	0	10	
05	Paige, Marcus	* 4-10	2-5	2-2	1	2	3	2	12	1	2	0	2	29	
11	Johnson, Brice	* 7-9	0-0	7-7	2	8	10	4	21	0	3	2	1	32	
44	Jackson, Justin	* 6-13	1-3	2-2	0	3	3	1	15	3	2	0	0	31	
00	Britt, Nate	* 0-3	0-1	2-2	0	1	1	2	2	1	1	0	0	14	
01	Pinson, Theo	1-2	0-0	0-0	1	4	5	1	2	2	1	0	0	20	
04	Hicks, Isaiah	5-5	0-0	3-3	2	5	7	4	13	3	3	2	0	22	
24	Williams, Kenny	0-0	0-0	0-0	0	0	0	0	0	0	0	0	0	1	
30	White, Stilman	0-0	0-0	0-0	0	0	0	0	0	0	0	0	0	1	
31	Coleman, Justin	0-0	0-0	0-0	0	0	0	0	1	0	0	0	0	1	
32	Maye, Luke	0-0	0-0	1-2	0	0	0	0	1	0	0	0	0	1	
34	Egbuna, Toby	0-0	0-0	0-0	0	0	0	0	0	0	0	0	0	1	
42	James, Joel	1-1	0-0	0-1	0	0	0	0	2	0	0	0	0	1	
43	Dalton, Spenser	0-1	0-0	0-0	0	0	0	0	0	0	0	0	0	1	
	Team				4	1	5								
	Totals	31-59	4-14	19-21	13	29	42	19	85	12	15	4	5	200	

FG % 1st Half: 14-31 45.2% 2nd half: 17-28 60.7% Game: 31-59 52.5%
3FG % 1st Half: 2-7 28.6% 2nd half: 2-7 28.6% Game: 4-14 28.6%
FT % 1st Half: 4-5 80.0% 2nd half: 15-16 93.8% Game: 19-21 90.5%

Officials: Doug Simons, John Gaffney, Eric Curry
Technical Fouls: Providence-None, North Carolina-None.
Attendance: 19433
Fouled Out: Providence: #0 Bentil, B. @ 7:23 in 2nd half

Score by periods	1st	2nd	Total
Providence	30	36	66
North Carolina	34	51	85

Points	In	Off	2nd	Fast	Bench
PC	18	17	1	8	12
NC	46	14	16	20	20

Last FG - PC 2nd-01:03, NC 2nd-01:26.
Largest lead - PC by 3 1st-05:50, NC by 22 2nd-04:09.
PC led for 04:34, NC led for 30:09. Game was tied for 05:17.
Score tied - 7 times.
Lead changed - 7 times.

2016
2nd

Florida Gulf Coast vs North Carolina 3/17/16 7:20 at Raleigh, NC

Florida Gulf Coast 67 • 21-14

#	Player	Total		3-Ptr		Rebounds			PF	TP	A	TO	Blk	Stl	Min
		FG-FGA	FG-FGA	FT-FTA	Off	Def	Tot								
03	DeBose, Julian	* 3-7	0-3	1-2	1	4	5	1	7	0	0	1	1	35	
05	Johnson, Zach	* 3-12	0-4	3-5	0	1	1	2	9	2	4	2	0	36	
11	Terrell, Christian	* 4-10	1-2	6-8	2	5	7	0	15	7	1	0	2	34	
21	Morant, Demetris	* 0-2	0-0	1-2	1	0	1	4	1	0	0	0	0	13	
25	Norella, Marc-Eddy	* 5-12	0-0	0-1	3	8	11	2	10	1	4	0	0	35	
01	Reid, Reggie	0-1	0-0	0-0	0	1	1	1	0	0	0	0	0	4	
04	Bleecher, Maxx	0-0	0-0	0-0	0	0	1	1	0	0	0	0	0	1	
10	Mickle, Kevin	2-3	0-0	2-2	1	1	2	3	6	0	2	0	0	16	
14	Greene, Brian	2-2	1-1	0-0	0	0	0	0	5	0	0	0	0	1	
15	Cvietkainin, Filip	0-1	0-1	0-0	0	0	0	0	0	0	1	0	1	6	
24	Tucker, Rayjon	0-0	0-0	0-0	0	0	0	1	0	0	0	0	0	4	
32	Simmons, Antravious	6-8	0-0	2-4	3	5	8	4	14	0	2	2	1	14	
33	Mahoney, Dolan	0-0	0-0	0-0	0	0	0	0	0	0	0	0	0	1	
	Team				4	3	7								
	Totals	25-58	2-11	15-24	15	28	43	19	67	10	14	5	6	200	

FG % 1st Half: 15-25 60.0% 2nd half: 10-33 30.3% Game: 25-58 43.1%
3FG % 1st Half: 1-3 33.3% 2nd half: 1-8 12.5% Game: 2-11 18.2%
FT % 1st Half: 9-13 69.2% 2nd half: 6-11 54.5% Game: 15-24 62.5%

North Carolina 83 • 29-6

#	Player	Total		3-Ptr		Rebounds			PF	TP	A	TO	Blk	Stl	Min
		FG-FGA	FG-FGA	FT-FTA	Off	Def	Tot								
02	Berry II, Joel	* 6-14	1-7	1-2	3	3	6	2	14	1	1	0	2	27	
03	Meeks, Kennedy	* 2-9	0-0	0-0	3	3	6	3	4	1	1	0	0	11	
05	Paige, Marcus	* 3-11	3-7	1-2	0	4	4	0	10	6	1	0	1	32	
11	Johnson, Brice	* 7-11	0-0	4-6	4	3	7	3	18	3	0	8	1	32	
44	Jackson, Justin	* 5-11	2-3	0-0	2	2	4	2	12	1	0	0	0	23	
00	Britt, Nate	2-5	1-4	0-0	0	3	3	1	5	1	2	0	2	18	
01	Pinson, Theo	2-4	0-0	1-1	1	0	1	3	5	0	1	0	2	19	
04	Hicks, Isaiah	4-7	0-0	4-4	2	2	4	4	12	0	1	1	0	21	
24	Williams, Kenny	0-0	0-0	2-2	1	1	2	0	2	0	0	0	0	5	
30	White, Stilman	0-0	0-0	1-2	0	0	0	0	1	0	0	0	0	1	
31	Coleman, Justin	0-0	0-0	0-0	0	0	0	0	0	0	0	0	0	1	
32	Maye, Luke	0-0	0-0	0-0	0	0	0	0	0	0	0	0	0	1	
34	Egbuna, Toby	0-0	0-0	0-0	0	0	0	0	0	0	0	0	0	1	
42	James, Joel	0-1	0-0	0-0	0	0	0	0	1	0	0	1	0	7	
43	Dalton, Spenser	0-0	0-0	0-0	0	0	0	0	0	0	0	0	0	1	
	Team				2	2	4								
	Totals	31-73	7-21	14-19	18	23	41	19	83	13	7	10	8	200	

FG % 1st Half: 14-34 41.2% 2nd half: 17-39 43.6% Game: 31-73 42.5%
3FG % 1st Half: 4-10 40.0% 2nd half: 3-11 27.3% Game: 7-21 33.3%
FT % 1st Half: 9-13 69.2% 2nd half: 5-6 83.3% Game: 14-19 73.7%

Officials: Jeff Vlack, Michael Greenstein, Donnie Eppley
Technical fouls: Florida Gulf Coast-None, North Carolina-None.
Attendance:

Score by periods	1st	2nd	Total
Florida Gulf Coast	40	27	67
North Carolina	41	42	83

Points	In	Off	2nd	Fast	Bench
FGCU	32	4	17	0	25
NC	44	21	21	20	25

Last FG - FGCU 2nd-00:04, NC 2nd-00:58.
Largest lead - FGCU by 4 1st-16:55, NC by 23 2nd-08:44.
FGCU led for 03:47, NC led for 35:07. Game was tied for 01:06.
Score tied - 2 times.
Lead changed - 1 time.

2016
1st

North Carolina vs Wisconsin 03/26/15 4:47 pm at Los Angeles, CA (Staples Center)

North Carolina 72 • 26-12

#	Player	Total		3-Ptr		Rebounds			PF	TP	A	TO	Blk	Stl	Min
		FG-FGA	FG-FGA	FT-FTA	Off	Def	Tot								
03	Kennedy Meeks	f 1-4	0-0	2-2	1	3	4	3	4	0	0	0	0	14	
11	Brice Johnson	f 7-9	0-0	1-2	1	3	4	4	15	0	0	1	0	22	
44	Justin Jackson	f 6-11	3-3	0-0	1	1	2	2	15	3	0	0	0	31	
05	Marcus Paige	g 4-11	3-5	1-2	1	1	2	2	12	3	1	0	2	37	
13	J.P. Tokoto	g 2-6	0-0	0-0	1	3	4	1	4	3	1	0	1	33	
00	Nate Britt	1-4	0-1	2-2	0	2	2	2	4	0	1	0	0	9	
01	Theo Pinson	0-1	0-1	1-2	0	0	0	0	1	0	1	0	0	4	
02	Joel Berry II	2-3	2-3	3-4	0	0	1	1	2	9	3	0	0	19	
22	Isaiah Hicks	2-5	0-0	2-4	3	3	6	3	6	0	0	0	0	18	
42	Joel James	1-2	0-0	0-0	0	1	1	1	2	0	0	0	0	13	
	Team				1	1	2								
	Totals	26-56	8-13	12-18	9	19	28	20	72	12	4	1	3	200	

FG % 1st Half: 14-28 50.0% 2nd half: 12-28 42.9% Game: 26-56 46.4%
3FG % 1st Half: 4-7 57.1% 2nd half: 4-6 66.7% Game: 8-13 61.5%
FT % 1st Half: 1-2 50.0% 2nd half: 11-16 68.8% Game: 12-18 66.7%

Wisconsin 79 • 34-3

#	Player	Total		3-Ptr		Rebounds			PF	TP	A	TO	Blk	Stl	Min
		FG-FGA	FG-FGA	FT-FTA	Off	Def	Tot								
10	Hayes, Nigel	f 3-11	0-4	6-7	3	3	6	3	12	0	2	0	0	35	
15	Dekker, Sam	f 10-15	1-5	2-2	3	7	10	0	23	1	0	0	0	32	
44	Kaminsky, Frank	f 5-11	1-1	8-8	2	6	8	2	19	2	2	0	0	3	



NCAA TOURNAMENT BOX SCORES

2013 1st Round vs. Villanova
 2012 E-8 vs. Kansas
 2012 Sweet 16 vs. Ohio
 2012 2nd Round vs. Creighton

Villanova vs North Carolina
 3/22/13 6:20 PM CT at Sprint Center, Kansas City, Missouri

**2013
1st**

Villanova 71 • 20-14

#	Player	Total			3-Ptr			Rebounds			PF	TP	A	TO	Blk	Stl	Min
		FG-FGA	FG-FGA	FT-FTA	FG-FGA	FG-FGA	FT-FTA	Off	Def	Tot							
22	PINKSTON, JayVaughn	f	8-15	0-1	4-6	5	3	8	3	20	0	4	0	0	1	34	
32	BELL, James	f	1-6	1-6	1-2	1	4	5	4	4	1	1	0	0	30		
13	YAROU, Mouphtaou	c	7-11	0-0	3-4	5	3	8	4	17	0	2	1	1	36		
04	HILLIARD, Darrun	g	8-15	2-6	0-0	1	5	6	3	18	2	1	1	2	36		
15	ARCIDIACONO, Ryan	g	2-11	1-8	5-6	1	2	3	4	10	3	4	0	3	33		
05	CHENNAULT, Tony	g	1-3	0-0	0-1	0	3	3	2	2	0	2	0	2	21		
23	OCHFUFU, Daniel	g	0-0	0-0	0-0	1	1	2	0	0	0	1	0	0	10		
25	SUTTON, Maurice	g	0-0	0-0	0-0	0	0	0	0	0	0	0	0	0	0		
Team						1	1	2									
Totals			27-61	4-21	13-19	15	22	37	22	71	6	16	2	9	200		
FG % 1st Half:		12-24	50.0%	2nd half:	15-37	40.5%	Game:		27-61	44.3%	Deadball						
3FG % 1st Half:		0-6	0.0%	2nd half:	4-15	26.7%	Game:		4-21	19.0%	Rebounds						
FT % 1st Half:		5-8	62.5%	2nd half:	8-11	72.7%	Game:		13-19	68.4%	3						

North Carolina 78 • 25-10

#	Player	Total			3-Ptr			Rebounds			PF	TP	A	TO	Blk	Stl	Min
		FG-FGA	FG-FGA	FT-FTA	FG-FGA	FG-FGA	FT-FTA	Off	Def	Tot							
43	James M McAdoo	f	6-12	0-0	5-7	2	2	4	2	17	2	5	0	2	35		
01	Dexter Strickland	g	1-3	0-0	0-0	0	0	0	2	2	3	3	0	1	25		
05	Marcus Paige	g	4-6	2-4	4-4	0	3	3	2	14	4	3	0	3	32		
15	P.J. Hairston	g	7-11	5-8	4-5	1	4	5	2	23	3	1	1	3	30		
35	Reggie Bullock	g	4-8	3-6	4-5	0	3	3	1	15	4	3	0	1	36		
02	Leslie McDonald	g	1-5	1-3	1-2	1	1	2	2	4	1	0	0	0	14		
04	Luke Davis	g	0-0	0-0	0-0	0	1	1	0	0	0	0	0	0	2		
11	Brice Johnson	g	1-2	0-0	0-0	0	1	1	0	2	0	1	0	0	4		
14	Desmond Hubert	g	0-1	0-0	0-0	1	0	1	1	0	0	0	0	0	7		
21	Jackson Simmons	g	0-1	0-0	1-4	1	2	3	2	1	0	0	0	0	11		
25	J.P. Tokoto	g	0-0	0-0	0-0	0	0	0	0	0	1	1	1	0	4		
Team						0	5	5									
Totals			24-49	11-21	19-27	6	22	28	14	78	18	17	2	10	200		
FG % 1st Half:		12-24	50.0%	2nd half:	12-25	48.0%	Game:		24-49	49.0%	Deadball						
3FG % 1st Half:		5-11	45.5%	2nd half:	6-10	60.0%	Game:		11-21	52.4%	Rebounds						
FT % 1st Half:		8-10	80.0%	2nd half:	11-17	64.7%	Game:		19-27	70.4%	5						

Officials: Pat Adams, Mike Greenstein, and Deron White
 Technical fouls: Villanova-None. North Carolina-None.
 Attendance:

Score by periods	1st	2nd	Total
Villanova	29	42	71
North Carolina	37	41	78

Kansas vs North Carolina
 03/25/12 4:05 p.m. at St. Louis, Mo. - Edward Jones Dome

**2012
E-8**

Kansas 80 • 31-6

#	Player	Total			3-Ptr			Rebounds			PF	TP	A	TO	Blk	Stl	Min
		FG-FGA	FG-FGA	FT-FTA	FG-FGA	FG-FGA	FT-FTA	Off	Def	Tot							
00	Thomas Robinson	f	6-16	1-1	5-5	1	8	9	3	18	1	1	0	0	32		
05	Jeff Withey	c	5-5	0-0	5-6	2	6	8	4	15	0	0	3	0	28		
10	Tyshawn Taylor	g	10-19	0-5	2-4	0	6	6	2	22	5	3	0	5	36		
15	Elijah Johnson	g	3-11	2-5	2-3	1	3	4	2	10	5	2	0	1	35		
24	Travis Releford	g	4-6	1-2	2-4	1	2	3	1	11	0	1	0	2	36		
02	Conner Teahan	g	0-1	0-1	0-0	0	1	1	0	1	0	0	0	1	13		
04	Justin Wesley	g	1-1	0-0	0-0	1	1	1	0	2	0	0	0	2	2		
40	Kevin Young	g	0-4	0-0	2-2	4	4	8	3	2	2	1	0	0	18		
Team						1	0	1									
Totals			29-63	4-14	18-24	11	30	41	16	80	14	8	3	9	200		
FG % 1st Half:		18-32	56.3%	2nd half:	11-31	35.5%	Game:		29-63	46.0%	Deadball						
3FG % 1st Half:		3-8	37.5%	2nd half:	1-6	16.7%	Game:		4-14	28.6%	Rebounds						
FT % 1st Half:		8-11	72.7%	2nd half:	10-13	76.9%	Game:		18-24	75.0%	2						

North Carolina 67 • 32-6

#	Player	Total			3-Ptr			Rebounds			PF	TP	A	TO	Blk	Stl	Min
		FG-FGA	FG-FGA	FT-FTA	FG-FGA	FG-FGA	FT-FTA	Off	Def	Tot							
31	John Henson	f	5-12	0-0	0-0	1	3	4	2	10	4	1	1	0	25		
40	Harrison Barnes	f	5-14	0-5	3-5	1	3	4	4	13	4	3	0	1	36		
44	Tyler Zeller	f	6-11	0-0	0-0	2	4	6	2	12	1	2	4	0	34		
11	Stilman White	g	1-5	0-3	2-2	0	2	2	3	4	7	0	0	1	28		
35	Reggie Bullock	g	2-6	1-5	0-0	1	6	7	2	5	2	2	0	0	31		
15	P.J. Hairston	g	1-5	0-2	1-2	1	2	3	1	3	2	1	0	0	15		
24	Justin Watts	g	2-3	1-2	0-0	0	0	0	2	5	2	1	0	2	12		
43	James M McAdoo	g	6-8	0-0	3-3	1	3	4	1	15	0	0	1	2	19		
Team						1	4	5									
Totals			28-64	2-17	9-12	8	27	35	17	67	18	10	6	5	200		
FG % 1st Half:		21-33	63.6%	2nd half:	7-31	22.6%	Game:		28-64	43.8%	Deadball						
3FG % 1st Half:		2-7	28.6%	2nd half:	0-10	0.0%	Game:		4-14	28.6%	Rebounds						
FT % 1st Half:		3-5	60.0%	2nd half:	6-7	85.7%	Game:		9-12	75.0%	1						

Officials: Tony Greene, Doug Shows, James Breeding
 Technical fouls: Kansas-None. North Carolina-None.
 Attendance: 24107
 2012 NCAA Tournament
 Midwest Regional Final

Score by periods	1st	2nd	Total
Kansas	47	33	80
North Carolina	47	20	67

Ohio vs North Carolina
 03/23/12 6:47 p.m. at St. Louis, Mo. - Edward Jones Dome

**2012
16**

Ohio 65 • 29-8

#	Player	Total			3-Ptr			Rebounds			PF	TP	A	TO	Blk	Stl	Min
		FG-FGA	FG-FGA	FT-FTA	FG-FGA	FG-FGA	FT-FTA	Off	Def	Tot							
21	Jon Smith	f	0-2	0-0	0-0	2	2	4	3	0	1	2	1	1	18		
23	Ivo Baltic	f	2-10	0-1	0-0	1	4	5	4	4	3	1	1	4	32		
03	Walter Offutt	g	10-18	6-10	0-1	0	4	4	5	26	2	1	1	1	40		
05	D.J. Cooper	g	3-20	1-10	3-3	2	0	2	3	10	6	4	0	2	42		
15	Nick Kellogg	g	4-5	4-5	2-2	0	8	8	1	14	2	1	0	3	38		
13	T.J. Hall	g	2-7	1-4	0-0	1	0	1	4	5	1	0	0	0	18		
20	Ricardo Johnson	g	0-1	0-1	0-0	0	0	0	0	0	1	0	0	2	10		
22	Stevie Taylor	g	0-1	0-1	0-0	0	0	0	0	0	0	1	0	0	3		
30	Reggie Keely	g	2-7	0-0	2-2	0	2	2	2	6	1	3	0	0	24		
Team						1	3	4									
Totals			23-71	12-32	7-8	7	23	30	22	65	17	13	3	13	225		
FG % 1st Half:		8-35	22.9%	2nd half:	15-30	50.0%	OT:		0-6	0.0%	Game:		23-71	32.4%	Deadball		
3FG % 1st Half:		4-15	26.7%	2nd half:	8-13	61.5%	OT:		0-4	0.0%	Game:		12-32	37.5%	Rebounds		
FT % 1st Half:		2-2	100.0%	2nd half:	3-4	75.0%	OT:		2-2	100.0%	Game:		7-8	87.5%	0		

North Carolina 73 • 32-5

#	Player	Total			3-Ptr			Rebounds			PF	TP	A	TO	Blk	Stl	Min
		FG-FGA	FG-FGA	FT-FTA	FG-FGA	FG-FGA	FT-FTA	Off	Def	Tot							
31	John Henson	f	6-12	0-0	2-6	3	7	10	0	14	1	3	2	0	38		
40	Harrison Barnes	f	3-16	2-9	4-6	1	6	7	2	12	4	5	0	0	40		
44	Tyler Zeller	f	8-14	0-0	4-7	8	14	22	4	20	0	6	4	0	40		
11	Stilman White	g	0-4	0-1	2-2	0	0	0	3	2	6	0	0	1	32		
35	Reggie Bullock	g	6-13	5-10	0-0	3	7	10	1	17	5	2	1				



NCAA TOURNAMENT BOX SCORES

2012 1st Round vs. Vermont
2011 Elite 8 vs. Kentucky
2011 Sweet 16 vs. Marquette
2011 2nd Round vs. Washington

#16 Vermont vs North Carolina
03/16/12 4:10 pm at Greensboro Coliseum, Greensboro, NC

2012
1st

#16 Vermont 58 • 24-12

#	Player	Total			3-Ptr			Rebounds			PF	TP	A	TO	Blk	Stl	Min
		FG-FGA	FG-FGA	FT-FTA	FG-FGA	FG-FGA	FT-FTA	Off	Def	Tot							
02	Apleid, Luke	f	2-6	1-1	0-0	4	4	8	2	5	0	1	0	1	1	17	
23	Voelkel, Brian	f	0-3	0-1	0-0	0	6	6	3	0	1	3	0	2	3	33	
34	Glass, Matt	f	5-10	4-4	0-0	0	3	3	10	0	1	0	0	0	22		
12	Carissimo, Sandro	g	5-10	1-3	0-0	0	3	3	2	11	1	3	0	1	32		
20	Bald, Brendan	g	1-5	0-2	0-0	0	1	1	3	2	0	2	1	1	20		
04	McGlynn, Four	g	2-13	0-6	2-2	1	3	4	2	6	2	5	0	0	24		
14	Elbaum, Josh	g	1-3	0-0	0-0	2	2	4	0	2	3	1	0	0	10		
24	Santo, Chris	g	0-0	0-0	2-2	0	0	0	0	2	0	0	0	0	2		
30	Bergmann, Pat	g	4-7	0-0	0-2	3	0	3	0	8	0	0	1	0	15		
31	Rugg, Clancy	g	3-3	1-1	0-0	2	3	5	1	7	1	1	0	1	16		
40	McKeaney, Ryan	g	1-1	0-0	0-0	0	0	0	0	2	0	0	0	0	2		
42	Crenca, Ben	g	1-2	0-0	1-2	2	1	3	3	3	0	2	0	0	7		
	Team					2	2	2									
	Totals		25-63	3-18	5-8	16	26	42	19	58	8	20	2	6	200		
	FG % 1st Half:	11-29	37.9%	2nd half:	14-34	41.2%	Game:	25-63	39.7%	Deadball							
	3FG % 1st Half:	1-9	11.1%	2nd half:	2-9	22.2%	Game:	3-18	16.7%	Rebounds							
	FT % 1st Half:	2-2	100.0%	2nd half:	3-6	50.0%	Game:	5-8	62.5%								

North Carolina 77 • 30-5

#	Player	Total			3-Ptr			Rebounds			PF	TP	A	TO	Blk	Stl	Min
		FG-FGA	FG-FGA	FT-FTA	FG-FGA	FG-FGA	FT-FTA	Off	Def	Tot							
40	Harrison Barnes	f	5-12	1-3	3-3	1	5	6	2	14	0	2	1	3	33		
43	James M McAdoo	f	6-14	0-0	5-6	5	1	6	0	17	1	2	0	4	23		
44	Tyler Zeller	f	4-9	0-0	9-10	6	9	15	1	17	2	3	4	1	29		
05	Kendall Marshall	g	5-7	1-1	0-1	0	2	2	1	11	10	3	0	1	31		
35	Reggie Bullock	g	2-9	2-6	1-2	0	3	3	2	7	0	0	1	3	28		
11	Stilman White	g	0-0	0-0	0-0	0	0	0	1	0	0	0	0	0	8		
14	Desmond Hubert	g	0-1	0-0	0-0	0	0	0	2	0	0	0	0	0	9		
15	P.J. Hairston	g	3-9	1-6	0-0	0	0	0	0	7	0	0	0	1	15		
21	Jackson Simmons	g	1-1	0-0	0-0	0	0	0	0	2	0	0	0	0	3		
22	David Dupont	g	0-0	0-0	0-0	0	0	0	1	0	1	0	0	0	2		
24	Justin Watts	g	1-2	0-1	0-2	3	1	4	0	2	0	1	0	1	15		
30	Patrick Crouch	g	0-1	0-1	0-0	0	0	0	0	0	0	0	0	0	2		
34	Stewart Cooper	g	0-0	0-0	0-0	0	0	0	0	0	0	0	0	0	2		
	Team					0	1	1									
	Totals		27-65	5-18	18-24	15	22	37	10	77	14	11	6	14	200		
	FG % 1st Half:	12-29	41.4%	2nd half:	15-36	41.7%	Game:	27-65	41.5%	Deadball							
	3FG % 1st Half:	2-6	33.3%	2nd half:	3-12	25.0%	Game:	5-18	27.8%	Rebounds							
	FT % 1st Half:	11-15	73.3%	2nd half:	7-9	77.8%	Game:	18-24	75.0%								

Officials: David Hall, Bill McCarthy, Lee Cassell
Technical fouls: #16 Vermont-None. North Carolina-None.
Attendance: 16422
2012 NCAA Men's Basketball Championship - Second Round

Score by periods	1st	2nd	Total
#16 Vermont	25	33	58
North Carolina	37	40	77

Kentucky vs North Carolina
3/27/11 5:05 p.m. at Prudential Center - Newark, N.J.

2011
E-8

Kentucky 76 • 29-8

#	Player	Total			3-Ptr			Rebounds			PF	TP	A	TO	Blk	Stl	Min
		FG-FGA	FG-FGA	FT-FTA	FG-FGA	FG-FGA	FT-FTA	Off	Def	Tot							
03	Jones, Terrence	f	5-9	1-2	0-1	0	7	7	2	11	1	4	2	1	34		
55	Harrellson, Josh	f	4-6	0-0	4-7	3	5	8	1	12	4	1	1	2	38		
01	Miller, Darius	g	4-7	2-3	1-1	2	1	3	3	11	2	1	1	1	26		
12	Knight, Brandon	g	7-18	5-11	3-5	2	5	7	1	22	4	3	0	3	40		
34	Liggins, DeAndre	g	4-11	2-4	2-2	0	2	2	2	12	4	3	1	3	35		
04	Hood, Jon	g	0-0	0-0	0-0	0	0	0	0	0	0	0	0	0	1		
20	Lamb, Doron	g	3-5	2-2	0-0	0	2	2	3	8	1	2	0	0	25		
30	Vargas, Eloy	g	0-0	0-0	0-0	0	1	1	1	0	0	0	0	0	1		
	Team					2	2	4									
	Totals		27-56	12-22	10-16	9	25	34	13	76	16	14	5	10	200		
	FG % 1st Half:	14-30	46.7%	2nd half:	13-26	50.0%	Game:	27-56	48.2%	Deadball							
	3FG % 1st Half:	6-11	54.5%	2nd half:	6-11	54.5%	Game:	12-22	54.5%	Rebounds							
	FT % 1st Half:	4-7	57.1%	2nd half:	6-9	66.7%	Game:	10-16	62.5%								

North Carolina 69 • 29-8

#	Player	Total			3-Ptr			Rebounds			PF	TP	A	TO	Blk	Stl	Min
		FG-FGA	FG-FGA	FT-FTA	FG-FGA	FG-FGA	FT-FTA	Off	Def	Tot							
31	John Henson	f	2-4	0-0	0-0	1	8	9	5	4	0	2	0	1	23		
40	Harrison Barnes	f	7-19	2-9	2-3	1	5	6	3	18	2	4	1	1	34		
44	Tyler Zeller	f	9-12	0-0	3-3	2	7	9	2	21	1	2	4	0	36		
01	Dexter Strickland	g	4-9	0-0	3-3	3	1	4	2	11	2	0	0	3	37		
05	Kendall Marshall	g	2-10	1-5	2-2	0	3	3	1	7	8	3	0	4	36		
02	Leslie McDonald	g	1-4	0-2	0-0	1	0	1	3	2	0	1	0	0	17		
24	Justin Watts	g	0-0	0-0	0-0	0	0	0	0	0	0	0	0	0	6		
25	Justin Knox	g	2-4	0-0	2-4	3	0	3	1	6	0	1	0	0	11		
	Team					0	1	1									
	Totals		27-62	3-16	12-15	11	25	36	17	69	13	13	5	9	200		
	FG % 1st Half:	11-30	36.7%	2nd half:	16-32	50.0%	Game:	27-62	43.5%	Deadball							
	3FG % 1st Half:	2-7	28.6%	2nd half:	1-9	11.1%	Game:	3-16	18.8%	Rebounds							
	FT % 1st Half:	6-8	75.0%	2nd half:	6-7	85.7%	Game:	12-15	80.0%								

Officials: Pat Driscoll, Randy McCall, Verne Harris
Technical fouls: Kentucky-None. North Carolina-None.
Attendance: 18278
NCAA East Regional Final

Score by periods	1st	2nd	Total
Kentucky	38	38	76
North Carolina	30	39	69

Marquette vs North Carolina
3/25/11 7:15 p.m. at Prudential Center - Newark, N.J.

2011
16

Marquette 63 • 22-15

#	Player	Total			3-Ptr			Rebounds			PF	TP	A	TO	Blk	Stl	Min
		FG-FGA	FG-FGA	FT-FTA	FG-FGA	FG-FGA	FT-FTA	Off	Def	Tot							
12	WILLIAMS, Erik	f	0-0	0-0	0-0	0	0	0	1	0	0	1	0	0	6		
33	BUTLER, Jimmy	f	6-12	0-3	2-4	3	3	6	1	14	2	0	1	1	36		
42	OTULE, Chris	c	0-4	0-0	0-0	4	4	8	1	0	0	1	2	0	20		
01	JOHNSON-ODOM, Darius	g	2-9	0-3	3-5	1	3	4	3	7	0	4	0	0	25		
23	BUCKS, Dwight	g	0-2	0-1	0-0	0	2	2	1	0	0	3	0	0	21		
02	BLUE, Vander	g	0-2	0-0	2-2	0	0	0	1	2	1	1	0	1	16		
05	CADOUGAN, Junior	g	3-8	0-1	4-4	0	2	2	2	10	5	1	0	0	20		
21	FULCE, Joseph	g	0-2	0-2	0-0	0	1	1	0	0	0	0	2	0	8		
22	JONES, Jamail	g	0-2	0-1	0-0	0	1	1	0	0	0	1	0	0	2		
32	CROWDER, Jae	g	5-12	1-4	0-0	4	4	8	4	11	0	4	3	1	27		
45	FROZENA, Robert	g	1-1	1-1	0-0	0	0	0	0	3	0	0	0	0	1		
54	GARDNER, Davante	g	6-9	0-0	4-5	4	2	6	3	16	0	2	0	1	18		
	Team					2	2	4									
	Totals		23-63	2-16	15-20	18	24	42	17	63	8	18	8	4	200		
	FG % 1st Half:	6-30	20.0%	2nd half:	17-33	51.5%	Game:	23-63	36.5%	Deadball							
	3FG % 1st Half:	0-8	0.0%	2nd half:	2-8	25.0%	Game:	2-16	12.5%	Rebounds							
	FT % 1st Half:	3-6	50.0%	2nd half:	12-14	85.7%	Game:	15-20	75.0%								

North Carolina 81 • 29-7

#	Player	Total			3-Ptr			Rebounds			PF	TP	A	TO	Blk	Stl	Min
		FG-FGA	FG-FGA	FT-FTA	FG-FGA	FG-FGA	FT-FTA	Off	Def	Tot							
31	John Henson	f	7-16	0-1	0-3	3	9	12	1	14	0	0	5	1	32		
40	Harrison Barnes	f	7-18	3-7	3-4	7	2	9	4	20	1	0	2	1	30		
44	Tyler Zeller	f	9-19	0-0	9-10	7	5	12	3	27	4	1	0	3	27		
01	Dexter Strickland	g	3-4	0-0	2-2	0	1	1	1	8	3	0	0	4	34		
05	Kendall Marshall	g	3-5	1-2	0-0	0	4	4	3	7	2	2	1	2	35		
02	Leslie McDonald	g	2-8	1-3	0-0	2	2	4	1	5	0	1	0	0	21		
03	Daniel Bolick	g	0-0	0-0	0-0	0	0	0	0	0	0	0	0	0	1		
13	Van Hatchell	g	0-1	0-1	0-0	0	1	1	0	0	0	1					



NCAA TOURNAMENT BOX SCORES

2011 1st Round vs. LIU
 2009 National Championship vs. Michigan State
 2009 National Semifinal vs. Villanova
 2009 Elite Eight vs. Oklahoma

Long Island vs North Carolina 3/18/11 7:15 p.m. at Charlotte, N.C.(Time Warner Cable Arena)

**2011
1st**

Long Island 87 • 27-6

#	Player	F	Total			3-Ptr			Rebounds			PF	TP	A	TO	Blk	Stl	Min
			FG-FGA	FG-FGA	FT-FTA	Off	Def	Tot	Off	Def	Tot							
01	OLASEWERE, Jamal	f	7-17	0-4	1-4	0	5	5	15	3	2	0	1	22				
42	BOYD, Julian	f	7-15	2-3	2-3	3	9	12	1	18	3	2	0	28				
00	JOHNSON, Kyle	g	1-9	0-5	6-6	1	3	4	4	8	1	1	0	20				
12	GARNER, C.J.	g	7-13	0-0	2-2	0	2	2	1	16	3	1	0	28				
24	HICKS, David	g	2-8	2-6	0-0	1	1	2	5	6	0	3	0	25				
11	BRICKMAN, Jason	f	1-8	1-7	0-0	2	2	4	2	3	8	3	0	24				
21	MAYORGA, Arnold	f	1-5	1-2	1-2	4	0	4	3	4	0	1	0	8				
23	CALVO, Michael	f	2-6	2-4	3-4	2	0	2	2	9	1	1	0	24				
32	ONYECHI, Kenny	f	3-4	0-0	2-4	0	1	1	5	8	0	0	1	21				
Team						3			0									
Totals			31-85	8-31	17-25	16	23	39	28	87	19	14	1	11	200			

FG % 1st Half: 16-41 39.0% 2nd half: 15-44 34.1% Game: 31-85 36.5%
 3FG % 1st Half: 4-14 28.6% 2nd half: 4-17 23.5% Game: 8-31 25.8%
 FT % 1st Half: 6-9 66.7% 2nd half: 11-16 68.8% Game: 17-25 68.0%

North Carolina 102 • 27-7

#	Player	F	Total			3-Ptr			Rebounds			PF	TP	A	TO	Blk	Stl	Min
			FG-FGA	FG-FGA	FT-FTA	Off	Def	Tot	Off	Def	Tot							
31	John Henson	f	10-16	0-0	8-10	4	7	11	3	28	1	3	6	0	28			
40	Harrison Barnes	f	9-19	2-10	4-6	3	13	16	2	24	3	4	0	2	35			
44	Tyler Zeller	f	9-14	0-0	14-19	3	6	9	3	32	1	2	3	0	34			
01	Dexter Strickland	g	3-6	0-0	3-5	1	1	2	1	9	4	4	0	1	30			
05	Kendall Marshall	g	1-2	1-1	0-0	0	2	2	3	3	10	2	0	0	31			
02	Leslie McDonald	g	0-7	0-5	2-2	0	4	4	3	2	2	1	1	0	21			
03	Daniel Bolick	g	0-0	0-0	0-0	0	1	1	0	0	0	0	0	1				
13	Van Hatchell	g	0-0	0-0	0-0	0	1	1	0	0	0	0	0	1				
22	David Dupont	g	0-1	0-1	0-0	0	0	0	0	0	0	0	0	1				
24	Justin Watts	g	1-1	0-0	0-0	1	2	3	0	2	1	0	0	7				
25	Justin Knox	g	1-1	0-0	0-0	0	3	3	4	2	0	1	0	10				
32	D.J. Johnston	g	0-0	0-0	0-0	0	0	0	0	0	0	0	0	1				
Team						0			2									
Totals			34-67	3-17	31-42	12	42	54	19	102	21	18	10	9	200			

FG % 1st Half: 19-36 52.8% 2nd half: 15-31 48.4% Game: 34-67 50.7%
 3FG % 1st Half: 1-6 16.7% 2nd half: 2-11 18.2% Game: 3-17 17.6%
 FT % 1st Half: 14-16 87.5% 2nd half: 17-26 65.4% Game: 31-42 73.8%

Officials: Doug C. Shows, Ed E. Hightower, Lamont Simpson
 Technical fouls: Long Island-OLASEWERE, Jamal. North Carolina-None.
 Attendance: 16852
 2nd Round, 2011 NCAA Tournament - East Region

Score by periods	1st	2nd	Total
Long Island	42	45	87
North Carolina	53	49	102

Michigan State vs North Carolina 4/6/09 9:21PM at Ford Field, Detroit, MI

**2009
FF**

Michigan State 72 • 31-7

#	Player	F	Total			3-Ptr			Rebounds			PF	TP	A	TO	Blk	Stl	Min
			FG-FGA	FG-FGA	FT-FTA	Off	Def	Tot	Off	Def	Tot							
02	Morgan, Raymar	f	1-2	0-0	2-2	1	0	1	5	4	0	1	0	0	19			
10	Roe, Delvon	f	1-1	0-0	0-1	2	6	8	3	17	0	1	1	0	17			
14	Suton, Goran	c	7-10	3-4	0-0	3	8	11	3	17	0	3	2	0	31			
01	Lucas, Kalin	g	4-12	0-1	6-8	0	0	0	2	14	7	6	0	35				
05	Walton, Travis	g	0-2	0-0	0-0	0	1	1	3	2	3	4	0	24				
00	Ibok, Idong	g	0-0	0-0	0-0	0	1	1	0	0	0	0	0	1				
03	Allen, Chris	g	0-8	0-7	3-5	1	0	1	2	3	1	0	0	17				
13	Thomton, Austin	g	0-1	0-0	2-2	0	3	3	1	2	0	0	0	3				
15	Summers, Durrell	g	4-10	2-6	3-4	2	3	5	1	13	2	2	1	21				
22	Dahlman, Isaiah	g	1-1	0-0	0-0	1	0	1	0	2	0	0	0	1				
23	Green, Draymond	g	2-2	0-0	3-5	2	5	7	3	7	0	2	0	12				
25	Grandell, Jon	g	0-0	0-0	0-0	0	0	0	0	0	0	0	0	1				
34	Lucious, Korie	g	2-5	2-5	0-0	0	0	0	3	6	0	2	0	14				
40	Herzog, Tom	g	0-0	0-0	0-0	0	0	0	0	0	0	0	0	1				
41	Gray, Marquise	g	0-1	0-0	0-0	1	0	1	2	0	0	0	0	3				
Team						2			2									
Totals			22-55	7-23	21-29	13	29	42	28	72	13	21	5	11	200			

FG % 1st Half: 12-27 44.4% 2nd half: 10-28 35.7% Game: 22-55 40.0%
 3FG % 1st Half: 4-10 40.0% 2nd half: 3-13 23.1% Game: 7-23 30.4%
 FT % 1st Half: 6-9 66.7% 2nd half: 15-20 75.0% Game: 21-29 72.4%

North Carolina 89 • 34-4

#	Player	F	Total			3-Ptr			Rebounds			PF	TP	A	TO	Blk	Stl	Min
			FG-FGA	FG-FGA	FT-FTA	Off	Def	Tot	Off	Def	Tot							
21	Deon Thompson	f	3-8	0-0	3-4	0	3	3	4	18	0	2	0	0	23			
00	Tyler Hansbrough	f	6-14	0-2	6-10	1	6	7	3	19	2	2	0	34				
05	LAWSON, Ty	g	3-10	0-3	15-18	0	4	4	0	21	6	1	0	37				
14	Danny Green	g	2-4	2-3	0-0	2	1	3	5	6	4	2	0	1	24			
22	Wayne Ellington	g	7-12	3-3	2-2	2	2	4	2	19	0	0	0	35				
02	CAMPBELL, Marc	g	0-1	0-0	0-0	0	1	1	0	0	0	0	0	1				
04	FRASOR, Bobby	g	1-2	0-1	0-1	0	1	1	3	2	1	0	0	23				
11	Larry Drew II	g	0-1	0-0	0-0	0	0	0	0	0	0	0	0	4				
15	J.B. Tanner	g	0-0	0-0	0-0	0	0	0	0	0	0	0	0	1				
24	Justin Watts	g	1-2	0-0	0-0	1	0	1	0	2	0	0	0	1				
32	Ed Davis	g	5-7	0-0	1-4	2	6	8	4	11	0	0	0	14				
35	Patrick Moody	g	0-0	0-0	0-0	0	0	0	0	0	0	0	0	1				
40	Mike Copeland	g	0-0	0-0	0-0	0	0	0	0	0	0	0	0	1				
44	Tyler Zeller	g	0-0	0-0	1-2	0	1	1	1	1	0	0	0	1				
Team						2			2									
Totals			28-61	5-12	28-40	11	24	35	22	89	13	7	0	9	200			

FG % 1st Half: 18-34 52.9% 2nd half: 10-27 37.0% Game: 28-61 45.9%
 3FG % 1st Half: 4-9 44.4% 2nd half: 1-3 33.3% Game: 5-12 41.7%
 FT % 1st Half: 15-19 78.9% 2nd half: 13-21 61.9% Game: 28-40 70.0%

Officials: Tom O'Neill, Curtis Shaw, Tony Greene
 Technical fouls: Michigan State-None. North Carolina-None.
 Attendance: 72922
 Two day attendance total: 145,378
 Ty Lawson - 8 steals most ever in championship game

Score by periods	1st	2nd	Total
Michigan State	34	38	72
North Carolina	55	34	89

Villanova vs North Carolina 4/4/09 9:21PM at Ford Field, Detroit, MI

**2009
FF**

Villanova 69 • 30-8

#	Player	F	Total			3-Ptr			Rebounds			PF	TP	A	TO	Blk	Stl	Min
			FG-FGA	FG-FGA	FT-FTA	Off	Def	Tot	Off	Def	Tot							
20	CLARK, Shane	f	3-4	0-0	0-0	1	5	6	4	6	0	0	1	1	18			
22	ANDERSON, Dwayne	f	2-12	0-6	2-2	4	7	11	5	6	0	2	0	3	31			
33	CUNNINGHAM, Dante	f	5-13	0-0	2-2	7	5	12	5	12	1	3	0	1	35			
01	REYNOLDS, Scottie	g	6-18	3-11	2-3	1	3	4	3	17	5	1	0	34				
15	REDDING, Reggie	g	5-9	2-3	3-3	3	1	4	3	15	0	4	1	29				
00	PENA, Antonio	g	0-1	0-0	0-0	1	2	3	2	0	0	0	1	8				
10	FISHER, Corey	g	5-19	0-4	3-6	2	5	7	2	13	2	2	0	25				
24	STOKES, Corey	g	0-3	0-3	0-0	0	3	3	2	0	0	0	1	20				
Team						3			0									
Totals			26-79	5-27	12-16	22	31	53	26	69	8	12	3	7	200			

</



NCAA TOURNAMENT BOX SCORES

2009 Sweet 16 vs. Gonzaga
2009 2nd Round vs. LSU
2009 1st Round vs. Radford
2008 National Semifinal vs. Kansas

Gonzaga vs North Carolina
3/27/09 9 p.m. at Memphis, Tenn. (FedExForum)

2009
16

Gonzaga 77 - 28-6

#	Player	Total			3-Ptr			Rebounds			PF	TP	A	TO	Blk	Stl	Min
		FG-FGA	FG-FGA	FT-FTA	Off	Def	Tot	Off	Def	Tot							
05	DAYE, Austin	f	3-8	2-3	2-2	0	11	11	4	10	2	3	4	0	0	32	
42	HEYTVELT, Josh	f	5-9	0-1	4-8	0	0	0	4	14	0	3	0	0	0	29	
02	PARGO, Jeremy	g	6-10	1-3	3-4	1	2	3	4	16	2	3	0	1	29		
15	BOULDIN, Matt	g	3-10	0-5	1-1	0	4	4	1	7	0	2	0	1	30		
22	DOWNES, Micah	g	5-7	2-4	0-0	1	3	4	3	12	2	1	1	3	28		
03	GOODSON, Demetri	g	1-3	0-0	1-2	1	1	2	3	3	1	0	0	0	19		
11	SORENSON, Andrew	g	0-1	0-1	1-2	0	0	0	0	1	0	0	0	0	2		
32	GRAY, Steven	g	3-9	1-5	0-0	0	1	1	0	7	3	0	0	1	26		
45	FOSTER, Will	g	0-0	0-0	0-0	0	0	0	0	0	0	0	0	0	1		
50	BROWN, Ira	g	1-1	1-1	4-4	0	3	3	0	7	0	0	0	0	4		
	Team					1	2	3									
	Totals		27-58	7-23	16-23	4	27	31	19	77	10	12	5	6	200		

FG % 1st Half: 16-33 48.5% 2nd half: 11-25 44.0% Game: 27-58 46.6% Deadball Rebounds 3
 3FG % 1st Half: 6-13 46.2% 2nd half: 1-10 10.0% Game: 7-23 30.4%
 FT % 1st Half: 4-6 66.7% 2nd half: 12-17 70.6% Game: 16-23 69.6%

North Carolina 98 - 31-4

#	Player	Total			3-Ptr			Rebounds			PF	TP	A	TO	Blk	Stl	Min
		FG-FGA	FG-FGA	FT-FTA	Off	Def	Tot	Off	Def	Tot							
21	Deon Thompson	f	2-8	0-0	1-4	0	3	3	2	5	0	1	0	0	18		
50	Tyler Hansbrough	f	8-10	0-0	8-9	3	7	10	2	24	0	2	0	2	34		
05	Ty Lawson	g	7-9	3-4	2-3	0	4	4	3	19	9	1	0	1	27		
14	Danny Green	g	5-11	3-6	0-0	0	3	3	4	13	7	2	2	4	28		
22	Wayne Ellington	g	7-13	2-6	3-4	0	7	7	2	19	4	3	0	0	30		
02	Marc Campbell	g	0-0	0-0	0-0	0	0	0	0	0	0	0	0	0	1		
04	Bobby Frasor	g	2-2	2-2	0-0	0	3	3	1	6	1	0	1	0	20		
11	Larry Drew II	g	1-2	1-1	0-3	0	0	0	1	3	0	0	0	0	8		
15	J.B. Tanner	g	0-1	0-0	0-0	0	0	0	1	0	1	0	0	0	2		
24	Justin Watts	g	0-0	0-0	0-0	0	1	1	0	0	0	0	0	0	3		
30	Jack Wooten	g	0-0	0-0	0-0	0	0	0	0	0	0	0	0	0	2		
32	Ed Davis	g	2-6	0-0	1-4	3	2	5	0	5	1	0	1	1	20		
40	Mike Copeland	g	0-2	0-0	0-0	1	1	2	1	0	0	0	0	0	2		
44	Tyler Zeller	g	2-4	0-0	0-0	2	0	2	0	4	0	0	0	0	5		
	Team					2	0	2									
	Totals		36-68	11-19	15-27	11	31	42	17	98	23	9	4	8	200		

FG % 1st Half: 19-32 59.4% 2nd half: 17-36 47.2% Game: 36-68 52.9% Deadball Rebounds 6
 3FG % 1st Half: 6-9 66.7% 2nd half: 5-10 50.0% Game: 11-19 57.9%
 FT % 1st Half: 9-18 50.0% 2nd half: 6-9 66.7% Game: 15-27 55.6%

Officials: Scott Thornley, John Higgins, Mark Whitehead
 Technical fouls: Gonzaga-None, North Carolina-None.
 Attendance: 17103
 NCAA South Regional - Semifinal Game 2

Score by periods	1st	2nd	Total
Gonzaga	42	35	77
North Carolina	53	45	98

Radford vs North Carolina
03/19/09 3:01 p.m. at Greensboro Coliseum - Greensboro, N.C.

2009
1st

Radford 58 - 21-12

#	Player	Total			3-Ptr			Rebounds			PF	TP	A	TO	Blk	Stl	Min
		FG-FGA	FG-FGA	FT-FTA	Off	Def	Tot	Off	Def	Tot							
30	Martin,Phillip	f	0-2	0-0	0-0	0	0	0	4	0	2	3	4	0	1	15	
40	Lynch-Flohr,Joey	f	5-17	0-0	2-2	7	4	11	3	12	2	1	0	0	28		
45	Parakhouiski,Artsiom	c	3-15	0-0	4-6	5	5	10	3	10	0	2	2	2	31		
11	Johnson,Amir	g	5-14	2-5	0-0	0	2	2	2	12	3	5	0	3	38		
24	Thomas, Kenny	g	4-14	2-6	1-2	0	7	7	2	11	1	6	0	1	36		
01	McEachin,Chris	g	3-9	1-3	0-0	1	3	4	1	7	1	0	1	1	27		
10	Wilder,Cole	g	0-0	0-0	0-0	0	0	0	0	0	0	0	0	0	2		
15	Mitchell,Daniel	g	0-1	0-1	0-0	0	2	2	0	0	0	0	0	0	2		
23	Jenkins,Jamar	g	0-3	0-2	0-0	0	0	0	0	0	0	0	0	0	3		
33	Hall,Eric	g	2-5	0-0	2-4	5	5	10	2	6	0	1	3	1	18		
	Team					2	0	2									
	Totals		22-80	5-17	9-14	20	28	48	17	58	9	18	6	9	200		

FG % 1st Half: 15-38 39.5% 2nd half: 7-42 16.7% Game: 22-80 27.5% Deadball Rebounds 4
 3FG % 1st Half: 4-7 57.1% 2nd half: 1-10 10.0% Game: 5-17 29.4%
 FT % 1st Half: 0-2 0.0% 2nd half: 9-12 75.0% Game: 9-14 64.3%

North Carolina 101 - 29-4

#	Player	Total			3-Ptr			Rebounds			PF	TP	A	TO	Blk	Stl	Min
		FG-FGA	FG-FGA	FT-FTA	Off	Def	Tot	Off	Def	Tot							
14	Danny Green	f	6-14	1-3	2-2	5	5	10	0	15	1	0	0	3	29		
21	Deon Thompson	f	3-9	0-0	0-0	3	5	8	2	6	2	0	2	2	21		
50	Tyler Hansbrough	f	5-16	0-1	12-12	3	2	5	1	22	1	3	0	4	20		
04	Frasor,Bobby	g	3-4	1-1	0-0	0	2	2	0	7	3	1	0	2	34		
22	Wayne Ellington	g	11-16	3-5	0-1	3	5	8	1	25	3	3	1	0	20		
11	Larry Drew II	g	1-3	0-2	0-0	0	3	3	4	2	5	1	0	0	19		
15	J.B. Tanner	g	0-2	0-2	0-0	0	0	0	0	0	0	0	0	0	5		
24	Justin Watts	g	0-1	0-0	0-0	0	2	2	0	0	2	2	0	0	9		
30	Jack Wooten	g	0-1	0-0	0-0	0	1	1	0	0	0	1	0	0	2		
32	Ed Davis	g	5-7	0-0	5-7	2	3	5	3	15	0	0	4	0	19		
35	Patrick Moody	g	0-1	0-0	0-0	1	2	3	0	0	0	1	0	0	2		
40	Mike Copeland	g	2-7	0-0	1-1	1	1	2	0	5	0	0	0	0	7		
44	Tyler Zeller	g	2-3	0-0	0-1	1	7	8	2	4	0	0	1	0	13		
	Team					1	1	2									
	Totals		38-84	5-14	20-24	20	39	59	13	101	17	12	8	11	200		

FG % 1st Half: 21-42 50.0% 2nd half: 17-42 40.5% Game: 38-84 45.2% Deadball Rebounds 2
 3FG % 1st Half: 2-7 28.6% 2nd half: 3-7 42.9% Game: 5-14 35.7%
 FT % 1st Half: 9-10 90.0% 2nd half: 11-14 78.6% Game: 20-24 83.3%

Officials: Pat Driscoll, Doug Simmons, Jeff Anderson
 Technical fouls: Radford-None, North Carolina-None.
 Attendance: 20226

Score by periods	1st	2nd	Total
Radford	34	24	58
North Carolina	53	48	101

LSU vs North Carolina
03/21/09 5:45 p.m. at Greensboro, N.C. - Greensboro Coliseum

2009
2nd

LSU 70 - 27-8

#	Player	Total			3-Ptr			Rebounds			PF	TP	A	TO	Blk	Stl	Min
		FG-FGA	FG-FGA	FT-FTA	Off	Def	Tot	Off	Def	Tot							
01	Mitchell,Tasmin	f	8-14	0-0	2-2	2	4	6	3	18	4	3	0	1	31		
21	Johnson,Chris	c	4-6	0-0	0-0	1	5	6	4	8	0	5	4	0	31		
05	Thornton,Marcus	g	10-22	5-11	0-0	4	2	6	4	25	1	3	0	1	35		
11	Spencer,Bo	g	3-9	2-6	0-0	1	2	3	1	8	2	2	0	0	34		
14	Temple,Garrett	g	2-8	1-3	1-2	4	3	7	3	6	4	2	0	2	38		
02	Graham,Delwan	g	0-0	0-0	0-0	0	0	0	0	0	0	0	0	0	1		
04	Bass,Chris	g	0-0	0-0	0-0	0	0	0	0	0	0	0	0	0	3		
13	Martin,Terry	g	1-3	1-2	0-0	0	0	0	0	3	1	0	0	0	11		
20	Kinsley,Zach	g	0-0	0-0	0-0	0	0	0	0	0	0	0	0	1	1		
24	Warren,Storm	g	0-1	0-0	0-0	0	0	0	0	0	0	0	0	0	1		
30	Farrer,Alex	g	0-0	0-0	0-0	0	0	0	0	0	0	0	0	0	1		
32	Thornton,Quintin	g	1-1	0-0	0-2	2	1	3	1	2	0	0	0	0	13		
	Team					2	0	2									
	Totals		29-64	9-22	3-6	16	17	33	16	70	12	15	4	5	200		

FG % 1st Half: 12-30 40.0% 2nd half: 17-34 50.0% Game: 29-64 45.3% Deadball Rebounds 1
 3FG % 1st Half: 2-9 22.2% 2nd half: 7-13 53.8% Game: 9-22 40.9%
 FT % 1st Half: 3-4 75.0% 2nd half: 0-2 0.0% Game: 3-6 50.0%

North Carolina 84 - 30-4

#	Player	Total			3-Ptr			Rebounds			PF	TP	A	TO	Blk	Stl	Min
		FG-FGA	FG-FGA	FT-FTA	Off	Def	Tot	Off	Def	Tot							
14	Danny Green	f	3-10	1-4	1-1	2	4	6	1	8	2	1	2	0	32		
21	Deon Thompson	f	3-3	0-0	0-0	1	0	1	2	6	0	1	0	0	15		
50	Tyler Hansbrough	f	6-11	0-0	3-6	3	5	8	3	15	1	3	0	2	34		
05	Lawson,Ty	g	7-13	2-3	7-7	1	0	1	0	23	6	0	0	2	31		
22	Wayne Ellington	g	9-16	3-6	2-2	1	2	3	0	23	4	2	1	2	37		
04	Frasor,Bobby	g	0-0	0-0	0-0	0	2	2	2	0	1	0	1	0	3		
11	Larry Drew II	g	0-0	0-0	0-0	0	0	0	0	0	0	0	0	0	3		
24	Justin Watts	g	0-0	0-0	0-0	0	0	0	0	0	0	1	0	0	1		
32	Ed Davis	g	4-6	0-0	1-2	1	6	7	1	9	0	1	2	0	25		
40	Mike Copeland	g	0-0														



NCAA TOURNAMENT BOX SCORES

2008 Elite 8 vs. Louisville
 2008 Sweet 16 vs. Washington State
 2008 2nd Round vs. Arkansas
 2008 1st Round vs. Mount St. Mary's

Louisville Cardinals vs North Carolina
 03-29-08 9:05 p.m. at Charlotte, N.C. (Bobcats Arena)

2008 E-8

Louisville Cardinals 73 • 27-9

##	Player	f/c	Total			3-Ptr			Rebounds			PF	TP	A	TO	Blk	Stl	Min
			FG-FGA	FG-FGA	FT-FTA	FG-FGA	FG-FGA	FT-FTA	Off	Def	Tot							
01	WILLIAMS, Terrence	f	6-12	1-3	1-1	1	3	4	3	14	3	4	1	1			35	
03	PALACIOS, Juan	f	0-2	0-2	0-0	0	0	0	0	0	1	2	0	0		11		
04	PADGETT, David	c	1-5	0-0	4-4	5	3	8	3	6	6	3	2	2		34		
33	McGEE, Andre	g	1-3	1-3	1-2	0	1	1	4	1	0	0	0	3		25		
34	SMITH, Jerry	g	7-12	3-7	0-1	1	0	1	2	17	1	1	0	1		32		
02	KNOWLES, Preston	g	3-4	0-1	0-1	0	0	0	2	6	0	0	1	0		13		
05	CLARK, Earl	g	5-7	0-0	2-4	4	5	9	1	12	1	7	1	0		29		
10	SOSA, Edgar	g	5-7	1-3	1-1	0	0	0	5	12	2	1	0	0		15		
32	CHARACTER, Derrick	g	1-3	0-0	0-2	2	1	3	2	2	0	1	0	0		5		
43	FARLEY, Terrance	g	0-0	0-0	0-0	0	0	0	0	0	0	0	0	0		1		
Team						0	0	1										
Totals			29-55	6-19	9-16	13	14	27	19	73	15	19	5	7		200		

FG % 1st Half: 14-27 51.9% 2nd half: 15-28 53.6% Game: 29-55 52.7%
 3FG % 1st Half: 2-8 25.0% 2nd half: 4-11 36.4% Game: 6-19 31.6%
 FT % 1st Half: 2-5 40.0% 2nd half: 7-11 63.6% Game: 9-16 56.3%

North Carolina 83 • 36-2

##	Player	f/c	Total			3-Ptr			Rebounds			PF	TP	A	TO	Blk	Stl	Min
			FG-FGA	FG-FGA	FT-FTA	FG-FGA	FG-FGA	FT-FTA	Off	Def	Tot							
01	Ginyard, Marcus	f	3-5	0-0	0-2	2	5	7	3	6	2	0	0	2		35		
21	Deon Thompson	f	5-9	0-0	0-0	1	1	2	4	10	1	1	0	1		18		
50	Tyler Hansbrough	f	12-17	0-0	4-5	7	6	13	3	28	1	5	0	2		38		
05	Lawson, Ty	g	2-5	1-3	6-6	0	2	2	0	11	9	4	0	1		31		
22	Wayne Ellington	g	5-14	1-4	2-2	2	3	5	1	13	0	2	0	1		36		
11	Quentin Thomas	g	0-0	0-0	0-0	0	0	0	1	0	2	1	0	0		10		
14	Danny Green	g	2-6	1-4	6-6	1	1	2	4	11	1	1	0	2		23		
32	Alex Stepheson	g	2-2	0-0	0-0	0	0	0	1	4	0	0	0	0		9		
Team						2	0	2										
Totals			31-58	3-11	18-21	15	18	33	17	83	16	14	0	9		200		

FG % 1st Half: 18-31 58.1% 2nd half: 13-27 48.1% Game: 31-58 53.4%
 3FG % 1st Half: 2-6 33.3% 2nd half: 1-5 20.0% Game: 3-11 27.3%
 FT % 1st Half: 6-8 75.0% 2nd half: 12-13 92.3% Game: 18-21 85.7%

Officials: Edward Corbett, Scott Thornley, Terry Wymer
 Technical fouls: Louisville Cardinals-None. North Carolina-None.
 Attendance: 19092
 2008 NCAA Division I Men's Basketball Tournament East Regional Final

Score by periods	1st	2nd	Total
Louisville Cardinals	32	41	73
North Carolina	44	39	83

Washington State vs North Carolina
 03-27-08 7:27 p.m. at Charlotte Bobcats Arena (Charlotte, NC)

2008 16

Washington State 47 • 26-9

##	Player	f/c	Total			3-Ptr			Rebounds			PF	TP	A	TO	Blk	Stl	Min
			FG-FGA	FG-FGA	FT-FTA	FG-FGA	FG-FGA	FT-FTA	Off	Def	Tot							
34	Cowgill, Robbie	f	1-7	0-0	0-0	2	6	8	5	2	0	0	0	1		31		
11	Baynes, Aron	c	6-8	0-0	2-4	3	5	8	5	14	0	1	0	2		27		
02	Low, Derrick	g	6-16	2-9	0-0	0	0	0	2	14	1	2	0	0		37		
10	Rochestie, Taylor	g	1-8	0-1	0-0	1	0	1	2	2	2	1	0	2		38		
25	Weaver, Kyle	g	3-13	0-3	4-8	0	7	7	2	10	5	4	3	1		37		
04	Koprivica, Nikola	g	0-0	0-0	0-0	1	0	1	1	0	1	1	0	0		4		
21	Cross, Jeremy	g	0-0	0-0	0-0	0	0	0	0	0	0	0	0	0		1		
32	Harmeling, Daven	g	0-2	0-2	3-3	0	3	3	0	3	0	1	0	0		12		
42	Henry, Chris	g	1-2	0-0	0-0	0	0	0	0	2	0	0	0	0		1		
52	Forrest, Caleb	g	0-1	0-1	0-0	0	0	0	1	0	0	0	0	0		12		
Team						2	2	4										
Totals			18-57	2-16	9-15	9	23	32	18	47	9	10	5	6		200		

FG % 1st Half: 9-26 34.6% 2nd half: 9-31 29.0% Game: 18-57 31.6%
 3FG % 1st Half: 1-5 20.0% 2nd half: 1-11 9.1% Game: 2-16 12.5%
 FT % 1st Half: 2-4 50.0% 2nd half: 7-11 63.6% Game: 9-15 60.0%

North Carolina 68 • 35-2

##	Player	f/c	Total			3-Ptr			Rebounds			PF	TP	A	TO	Blk	Stl	Min
			FG-FGA	FG-FGA	FT-FTA	FG-FGA	FG-FGA	FT-FTA	Off	Def	Tot							
01	Ginyard, Marcus	f	0-1	0-0	0-0	1	1	2	2	0	4	0	0	0		27		
21	Deon Thompson	f	3-5	0-0	0-0	2	6	8	4	6	1	3	0	1		19		
50	Tyler Hansbrough	f	6-15	0-1	6-10	3	6	9	3	18	1	3	1	1		36		
05	Lawson, Ty	g	5-11	1-3	1-2	0	5	5	1	12	0	2	0	0		26		
22	Wayne Ellington	g	4-13	1-4	4-4	2	6	8	3	13	0	3	0	1		31		
02	Campbell, Marc	g	0-1	0-1	0-0	0	0	0	0	0	0	0	0	0		1		
11	Quentin Thomas	g	0-1	0-1	0-0	0	0	0	1	0	4	0	0	0		13		
13	Will Graves	g	0-0	0-0	0-0	0	0	0	0	0	0	0	0	0		1		
14	Danny Green	g	6-10	3-5	0-0	2	3	5	1	15	1	2	1	3		23		
15	J.B. Tanner	g	0-0	0-0	0-0	0	0	0	0	0	0	0	0	0		1		
24	Surry Wood	g	0-0	0-0	0-0	0	0	0	0	0	0	0	0	0		1		
30	Jack Woolen	g	0-0	0-0	0-0	0	0	0	0	0	0	0	0	0		1		
32	Alex Stepheson	g	1-1	0-0	2-3	1	4	5	1	4	0	0	3	0		18		
35	Patrick Moody	g	0-0	0-0	0-0	0	0	0	0	0	0	0	0	0		1		
40	Mike Copeland	g	0-0	0-0	0-0	0	0	0	0	0	0	0	0	0		1		
Team						3	1	4										
Totals			25-58	5-15	13-19	14	32	46	16	68	11	13	5	5		200		

FG % 1st Half: 13-27 48.1% 2nd half: 12-31 38.7% Game: 25-58 43.1%
 3FG % 1st Half: 4-6 66.7% 2nd half: 1-9 11.1% Game: 5-15 33.3%
 FT % 1st Half: 5-8 62.5% 2nd half: 8-11 72.7% Game: 13-19 68.4%

Officials: Timothy Higgins, John Hughes, Raymond Perone
 Technical fouls: Washington State-None. North Carolina-None.
 Attendance: 19092
 First Semifinal of NCAA East Regional in Charlotte, N.C.

Score by periods	1st	2nd	Total
Washington State	21	26	47
North Carolina	35	33	68

Arkansas vs North Carolina
 3/23/08 5:20pm at RBC Center, Raleigh NC

2008 2nd

Arkansas 77 • 23-12

##	Player	f/c	Total			3-Ptr			Rebounds			PF	TP	A	TO	Blk	Stl	Min
			FG-FGA	FG-FGA	FT-FTA	FG-FGA	FG-FGA	FT-FTA	Off	Def	Tot							
13	WEEMS, Sonny	f	8-20	1-6	2-2	1	0	1	2	19	3	4	0	1		36		
33	HUNTER, Vincent	f	0-2	0-1	0-0	1	0	1	0	0	0	2	1	0		8		
05	TOWNES, Darian	c	5-8	0-0	5-10	5	4	9	1	15	0	1	2	0		28		
00	ERVIN, Gary	g	2-8	1-3	4-5	1	2	3	3	9	4	0	0	1		30		
21	BEVERLEY, Patrick	g	6-8	1-3	1-2	0	4	4	3	14	3	1	0	0		33		
03	THOMAS, Charles	g	3-4	1-1	2-2	0	0	0	1	9	1	0	0	1		16		
12	BRITT, Marcus	g	1-2	1-2	2-2	0	0	0	1	5	0	0	0	0		12		
14	WELSH, Stefan	g	0-1	0-1	0-0	0	0	0	0	0	0	0	0	0		4		
15	WASHINGTON, Michael	g	2-5	0-1	0-0	3	1	4	1	4	0	0	1	1		13		
22	RAKESTRAW, Nate	g	0-0	0-0	0-0	0	0	0	0	0	0	0	0	0		2		
23	PATSATSIA, Levan	g	0-0	0-0	0-0	0	1	1	0	0	0	0	0	0		2		
25	COX, Stephen	g	1-1	0-0	0-0	1	0	1	0	2	0	0	0	1		1		
51	HILL, Steven	g	0-0	0-0	0-0	0	0	0	1	0	0	0	0	0		15		
Team						2	1	3										
Totals			28-59	5-18	16-23	14	13	27	13	77	11	9	3	5		200		

FG % 1st Half: 10-28 35.7% 2nd half: 18-31 58.1% Game: 28-59 47.5%
 3FG % 1st Half: 1-9 11.1% 2nd half: 4-9 44.4% Game: 5-18 27.8%
 FT % 1st Half: 5-10 50.0% 2nd half: 11-13 84.6% Game: 16-23 69.6%

North Carolina 108 • 34-2



NCAA TOURNAMENT BOX SCORES

2006 2nd Round vs. George Mason
 2006 1st Round vs. Murray State
 2005 National Championship vs. Illinois
 2005 National Semifinal vs. Michigan State

GEORGE MASON vs NORTH CAROLINA
 3-19-06 2:20 p.m. at University of Dayton Arena

2006 2nd

VISITORS: GEORGE MASON 25-7		TOT-FG		3-PT		REBOUNDS									
##	Player Name	FG-FGA	FG-FGA	FT-FTA	OF	DE	TOT	PF	TP	A	TO	BLK	S	MIN	
34	Thomas, Will..... f	4-7	0-0	0-0	1	5	6	0	8	1	0	0	1	37	
55	Lewis, Jai..... f	4-15	0-1	1-4	3	5	8	2	9	2	5	0	4	35	
05	Norwood, Gabe..... g	1-2	0-0	0-0	1	3	4	1	2	4	0	2	0	27	
22	Butler, Lamar..... g	6-12	2-8	4-4	0	1	1	0	18	0	0	0	1	34	
42	Campbell, Folarin..... g	4-8	1-3	6-6	0	7	7	3	15	4	3	0	1	35	
01	Skinn, Tony..... g	2-9	1-4	3-4	1	2	2	8	2	0	0	0	25		
40	Fleming, Chris..... g	0-0	0-0	0-0	0	0	0	0	0	0	0	0	1		
50	Hernandez, Sammy..... g	2-5	0-0	1-1	2	3	5	0	5	1	0	0	0	6	
TEAM.....						3 2 5									
Totals.....		23-58	4-16	15-19	11	27	38	8	65	14	8	2	7	200	

TOTAL FG% 1st Half: 9-32 28.1% 2nd Half: 14-26 53.8% Game: 39.7% DEADB
 3-Pt. FG% 1st Half: 1-10 10.0% 2nd Half: 3-6 50.0% Game: 25.0% REBS
 F Throw % 1st Half: 1-1 100% 2nd Half: 14-18 77.8% Game: 78.9% 1,1

HOME TEAM: NORTH CAROLINA 23-8

HOME TEAM: NORTH CAROLINA 23-8		TOT-FG		3-PT		REBOUNDS									
##	Player Name	FG-FGA	FG-FGA	FT-FTA	OF	DE	TOT	PF	TP	A	TO	BLK	S	MIN	
3	Reyshawn Terry..... f	2-12	1-5	4-4	2	8	10	2	9	1	1	2	0	27	
34	David Noel..... c	9-15	4-9	0-0	1	6	7	3	22	4	6	4	1	38	
50	Tyler Hansbrough..... f	5-13	0-1	0-0	4	5	9	4	10	2	3	0	0	33	
22	Wes Miller..... g	3-9	3-9	0-0	2	2	4	3	9	2	0	0	1	27	
4	Bobby Frasor..... g	1-5	1-3	0-0	1	1	2	1	3	3	1	0	0	30	
1	Marcus Ginyard..... g	1-5	0-1	0-0	1	1	2	0	2	1	2	0	0	13	
11	Quentin Thomas..... g	0-1	0-0	0-0	1	0	1	0	0	2	0	0	0	10	
14	Danny Green..... g	2-3	1-2	0-0	0	2	2	1	5	1	0	2	1	15	
41	Byron Sanders..... g	0-1	0-0	0-0	1	2	3	1	0	0	2	0	7		
Totals.....		23-64	10-30	4-4	13	27	40	15	60	16	13	10	3	200	

TOTAL FG% 1st Half: 12-35 34.3% 2nd Half: 11-29 37.9% Game: 35.9% DEADB
 3-Pt. FG% 1st Half: 3-14 21.4% 2nd Half: 7-16 43.8% Game: 33.3% REBS
 F Throw % 1st Half: 0-0 0.0% 2nd Half: 4-4 100% Game: 100% 0

Officials: Reggie Greenwood, Ted Hillary, Tom O'Neil (Michael Syphers)
 Technical fouls: GEORGE MASON-None. NORTH CAROLINA-None.
 Attendance: 12945

Score by Periods		1st	2nd	Total
GEORGE MASON.....		20	45	65
NORTH CAROLINA.....		27	33	60

NCAA MEN'S BASKETBALL CHAMPIONSHIP
 SECOND ROUND - WASHINGTON, DC REGION

MURRAY STATE vs NORTH CAROLINA
 3-17-06 9:43 PM at University of Dayton Arena

2006 1st

VISITORS: MURRAY STATE 24-7		TOT-FG		3-PT		REBOUNDS									
##	Player Name	FG-FGA	FG-FGA	FT-FTA	OF	DE	TOT	PF	TP	A	TO	BLK	S	MIN	
22	Witherspoon, Shawn..... f	2-4	1-3	0-0	3	1	4	0	5	0	0	0	1	8	
25	Orr, Justin..... f	4-12	2-5	0-0	3	2	5	2	10	2	6	0	1	34	
44	Griffith, Pearson..... c	3-6	0-0	0-1	4	2	6	4	6	0	0	1	2	33	
10	Venifer, Keith..... g	1-2	0-1	1-2	0	2	2	3	3	2	0	0	23		
14	Hopkins, Darnell..... g	2-10	0-5	3-4	1	1	2	3	7	0	1	0	22		
00	Pearson, Trey..... g	7-13	4-8	0-0	0	3	3	1	18	1	2	0	31		
02	Wright, Marqise..... g	0-1	0-1	0-0	0	2	2	0	0	1	0	0	0	2	
40	Holloway, Tyler..... g	0-2	0-1	0-0	0	0	0	1	0	0	0	0	0	9	
05	McCoy, Mike..... g	0-0	0-0	0-0	0	0	0	0	0	0	0	0	0	1	
33	Kennedy, Rob..... g	1-1	0-0	0-0	1	0	1	2	2	0	1	0	2	4	
40	Redding, Tsian..... g	4-10	0-3	4-5	3	1	4	2	12	0	0	1	3	30	
50	Johnson, Charles..... g	1-4	0-0	0-0	1	2	3	1	2	0	0	0	0	13	
TEAM.....						1 1									
Totals.....		25-65	7-27	8-12	17	16	33	19	65	5	13	2	9	200	

TOTAL FG% 1st Half: 12-37 32.4% 2nd Half: 13-28 46.4% Game: 38.5% DEADB
 3-Pt. FG% 1st Half: 4-17 23.5% 2nd Half: 3-10 30.0% Game: 25.9% REBS
 F Throw % 1st Half: 3-3 100% 2nd Half: 5-9 55.6% Game: 66.7% 2,1

HOME TEAM: NORTH CAROLINA 23-7

HOME TEAM: NORTH CAROLINA 23-7		TOT-FG		3-PT		REBOUNDS									
##	Player Name	FG-FGA	FG-FGA	FT-FTA	OF	DE	TOT	PF	TP	A	TO	BLK	S	MIN	
3	Reyshawn Terry..... f	3-8	1-5	2-2	2	7	9	1	9	2	5	2	1	28	
34	David Noel..... c	2-5	1-2	1-2	3	4	7	1	6	2	0	0	2	38	
50	Tyler Hansbrough..... f	8-14	0-0	8-10	4	5	9	3	24	2	4	0	3	31	
22	Wes Miller..... g	0-3	0-3	0-1	0	1	1	1	0	0	0	0	2	19	
4	Bobby Frasor..... g	3-5	1-2	2-2	0	3	3	1	9	2	2	0	0	29	
1	Marcus Ginyard..... g	0-3	0-1	4-4	1	0	1	0	4	3	2	0	1	21	
11	Quentin Thomas..... g	0-1	0-0	0-0	0	1	1	0	0	2	0	0	0	11	
14	Danny Green..... g	5-8	2-4	3-4	0	1	1	3	15	1	3	0	1	14	
41	Byron Sanders..... g	1-1	0-0	0-0	1	1	2	1	2	1	0	1	0	9	
TEAM.....						1 2 3									
Totals.....		22-48	5-18	20-25	12	25	37	12	69	15	17	3	10	200	

TOTAL FG% 1st Half: 9-23 39.1% 2nd Half: 13-25 52.0% Game: 45.8% DEADB
 3-Pt. FG% 1st Half: 3-11 27.3% 2nd Half: 2-7 28.6% Game: 27.8% REBS
 F Throw % 1st Half: 9-13 69.2% 2nd Half: 11-12 91.7% Game: 80.0% 2

Officials: Tom O'Neill, Michael Scyphers, Bill Vinovich, (Ted Hillary)
 Technical fouls: MURRAY STATE-None. NORTH CAROLINA-None.
 Attendance: 12945

Score by Periods		1st	2nd	Total
MURRAY STATE.....		31	34	65
NORTH CAROLINA.....		30	39	69

NCAA MEN'S BASKETBALL CHAMPIONSHIP
 FIRST ROUND - WASHINGTON, DC REGION

North Carolina vs Illinois
 04/04/05 8:21pm at Edward Jones Dome, St. Louis, MO

2005 FF

VISITORS: North Carolina 33-4		TOT-FG		3-PT		REBOUNDS									
##	Player Name	FG-FGA	FG-FGA	FT-FTA	OF	DE	TOT	PF	TP	A	TO	BLK	S	MIN	
21	Williams, Jawad..... f	3-6	3-4	0-0	1	4	5	1	9	0	0	1	1	22	
32	McCants, Rashad..... f	6-15	2-5	0-0	1	1	2	0	14	1	2	0	1	31	
42	May, Sean..... c	10-11	0-0	6-8	2	8	10	1	26	2	1	0	34		
02	Felton, Raymond..... g	4-9	4-5	5-6	0	3	3	4	17	7	2	0	2	35	
05	Manuel, Jackie..... g	0-1	0-0	0-2	0	3	3	4	0	2	2	0	0	18	
01	Scott, Melvin..... g	0-2	0-1	0-0	0	2	2	0	0	0	0	0	0	13	
03	Terry, Reyshawn..... g	0-0	0-0	0-0	0	0	0	0	0	0	0	0	0	2	
11	Thomas, Quentin..... g	0-0	0-0	0-0	0	1	1	1	0	0	1	0	0	1	
24	Williams, Marvin..... g	4-8	0-1	0-1	3	2	5	2	8	0	2	0	0	24	
34	Noel, David..... g	0-0	0-0	1-2	1	2	3	0	1	0	0	0	0	20	
TEAM.....						1 1 2									
Totals.....		27-52	9-16	12-19	8	26	34	13	75	12	10	2	4	200	

TOTAL FG% 1st Half: 16-29 55.2% 2nd Half: 11-23 47.8% Game: 51.9% DEADB
 3-Pt. FG% 1st Half: 6-11 54.5% 2nd Half: 3-5 60.0% Game: 56.3% REBS
 F Throw % 1st Half: 2-2 100% 2nd Half: 10-17 58.8% Game: 63.2% 2,1

HOME TEAM: Illinois 37-2

HOME TEAM: Illinois 37-2		TOT-FG		3-PT		REBOUNDS									
##	Player Name	FG-FGA	FG-FGA	FT-FTA	OF	DE	TOT	PF	TP	A	TO	BLK	S	MIN	
40	AUGUSTINE, James..... f	0-3	0-0	0-0	1	1	2	5	0	0	1	0	0	9	
43	POWELL JR, Roger..... f	4-10	1-2	0-0	8	6	14	2	9	1	2	0	1	38	
04	HEAD, Luther..... g	8-21	5-16	0-0	1	4	5	1	21	3	4	1	2	37	
05	WILLIAMS, Deron..... g	7-16	3-10	0-2	0	4	4	4	17	7	1	0	1	40	
11	BROWN, Dee..... g	4-10	2-8	2-2	0	4	4	1	12	7	0	0	3	38	
33	MCBRIDE, Richard..... g	0-0	0-0	0-0	0	0	0	0	0	0	0	0	0	2	
41	CARTER, Warren..... g	0-1	0-1	0-0	1	0	1	1	0	0	0	0	0	5	
45	SMITH, Nick..... g	0-0	0-0	0-0	0	0	0	0	0	0	0	0	0	1	
50	INGRAM, Jack..... g	4-9	1-3	2-2	5	2	7	4	11	0	0	0	0	30	
TEAM.....						1 1 2									
Totals.....		27-70	12-40	4-6	17	22	39	18	70	18	8	1	8	200	

TOTAL FG% 1st Half: 10-37 27.0% 2nd Half: 17-33 51.5% Game: 38.6% DEADB
 3-Pt. FG% 1st Half: 5-19 26.3% 2nd Half: 7-21 33.3% Game: 30.0% REBS
 F Throw % 1st Half: 2-4 50.0% 2nd Half: 2-2 100% Game: 66.7% 1

Officials: Ed Corbett, John Cahill, Verne Harris
 Technical fouls: North Carolina-None. Illinois-None.
 Attendance: 47262



NCAA TOURNAMENT BOX SCORES

2005 Elite 8 vs. Wisconsin
 2005 Sweet 16 vs. Villanova
 2005 2nd Round vs. Iowa State
 2005 1st Round vs. Oakland

Wisconsin vs University of North Carolina
 03/27/05 2:40 p.m. at Carrier Dome (Syracuse, NY)

2005 E-8

#	Player Name	TOT-FG			3-PT			REBOUNDS			PF	TP	A	TO	BLK	S	MIN
		FG-FGA	FG-FGA	FT-FTA	OF	DE	TOT	OF	DE	TOT							
01	CHAMBLISS, Sharif	3-7	3-6	0-0	0	3	3	2	9	4	2	0	0	26			
04	NIXON, Ray	1-2	0-0	0-0	1	0	1	2	2	0	1	0	0	6			
13	HANSON, Clayton	5-8	5-8	0-0	2	0	2	0	15	1	1	0	1	32			
21	HELMIGK, Andreas	0-1	0-0	0-0	0	1	1	0	0	1	0	0	0	4			
22	FLOWERS, Michael	0-1	0-1	0-0	1	1	2	0	0	0	0	0	0	5			
23	TAYLOR, Kamrnon	6-12	2-3	4-4	0	3	3	2	18	1	2	0	0	28			
32	BUTCH, Brian	0-0	0-0	0-0	0	1	1	0	0	0	0	0	0	4			
34	STIEMSMA, Greg	1-1	0-0	0-0	0	0	0	0	2	0	0	0	0	3			
42	TUCKER, Alando	9-17	0-4	7-9	1	1	2	4	25	2	0	0	1	33			
44	MORLEY, Zach	0-1	0-0	0-0	0	3	3	0	3	2	0	1	0	20			
54	WILKINSON, Mike	5-11	1-2	0-0	3	4	7	4	11	5	3	0	2	39			
TEAM					2			4			1						
Totals		30-61	11-24	11-13	10	19	29	17	82	17	12	0	5	200			

TOTAL FG% 1st Half: 17-34 50.0% 2nd Half: 13-27 48.1% Game: 49.2% DEADB
 3-Pt. FG% 1st Half: 7-15 46.7% 2nd Half: 4-9 44.4% Game: 45.8% REBS
 F Throw % 1st Half: 3-4 75.0% 2nd Half: 8-9 88.9% Game: 84.6% 2

HOME TEAM: University of North Carolina (31-4)

#	Player Name	TOT-FG			3-PT			REBOUNDS			PF	TP	A	TO	BLK	S	MIN
		FG-FGA	FG-FGA	FT-FTA	OF	DE	TOT	OF	DE	TOT							
21	Williams, Jawad	3-6	0-3	0-0	0	2	2	0	6	1	0	1	0	21			
32	McCants, Rashad	8-17	3-6	2-4	2	2	4	2	21	4	0	1	0	31			
42	May, Sean	0-0	0-0	0-0	3	4	7	12	2	29	2	1	2	34			
02	Felton, Raymond	5-11	1-5	6-6	1	4	5	2	17	7	3	1	0	33			
05	Manuel, Jackie	2-2	0-0	0-0	2	0	2	3	4	1	1	0	3	27			
01	Scott, Melvin	1-1	1-1	0-0	0	0	0	1	3	1	2	0	0	15			
11	Thomas, Quentin	0-0	0-0	0-0	0	0	0	0	0	1	0	0	0	2			
24	Williams, Marvin	1-6	0-1	4-4	0	3	3	2	6	1	1	0	2	21			
34	Noel, David	1-2	0-0	0-0	1	2	3	2	2	1	1	0	0	16			
TEAM					1			2									
Totals		34-64	5-16	15-18	12	21	33	15	88	19	9	5	5	200			

TOTAL FG% 1st Half: 19-32 59.4% 2nd Half: 15-32 46.9% Game: 53.1% DEADB
 3-Pt. FG% 1st Half: 3-6 50.0% 2nd Half: 2-10 20.0% Game: 31.3% REBS
 F Throw % 1st Half: 3-4 75.0% 2nd Half: 12-14 85.7% Game: 83.3% 2

Officials: John Cahill, Richard Cartmell, Bruce Hicks
 Technical fouls: Wisconsin-None. University of North Carolina-None.
 Attendance: 30132
 Score by Periods 1st 2nd Total
 Wisconsin 44 38 - 82
 University of North Carolina 44 44 - 88
 2005 NCAA Division I Men's Basketball Championship
 Syracuse Regional Final Game (#3)

Villanova vs University of North Carolina
 03/25/05 10:07 p.m. at Carrier Dome (Syracuse, NY)

2005 16

VISITORS: Villanova 24-8

#	Player Name	TOT-FG			3-PT			REBOUNDS			PF	TP	A	TO	BLK	S	MIN
		FG-FGA	FG-FGA	FT-FTA	OF	DE	TOT	OF	DE	TOT							
02	FOXE, Randy	9-21	5-12	5-7	2	1	3	5	28	2	4	0	2	36			
32	NARDI, Mike	2-8	1-4	1-2	2	1	1	5	6	1	1	0	0	32			
13	LOWRY, Kyle	7-10	1-2	3-5	3	4	7	2	18	3	1	1	2	29			
14	RAY, Allen	2-14	1-10	2-2	0	3	3	2	7	1	1	0	0	34			
20	FRASER, Jason	1-4	0-0	1-3	3	3	6	3	3	0	1	2	1	26			
21	CHARLES, Chris	0-0	0-0	0-0	0	0	0	0	0	0	0	0	0	0	4		
22	DUNLEAVY, Baker	0-0	0-0	0-0	0	0	0	0	0	0	0	0	0	0	7		
44	AUSTIN, Marcus	0-1	0-0	0-0	3	1	4	1	0	0	0	0	0	0	4		
50	SHERIDAN, Will	2-3	0-0	0-0	1	4	5	3	4	0	1	2	0	36			
TEAM					2			4									
Totals		23-61	8-28	12-19	14	19	33	21	66	7	9	5	5	200			

TOTAL FG% 1st Half: 12-32 37.5% 2nd Half: 11-29 37.9% Game: 37.7% DEADB
 3-Pt. FG% 1st Half: 5-16 31.3% 2nd Half: 3-12 25.0% Game: 28.6% REBS
 F Throw % 1st Half: 4-7 57.1% 2nd Half: 8-12 66.7% Game: 63.2% 1

HOME TEAM: University of North Carolina 30-4

#	Player Name	TOT-FG			3-PT			REBOUNDS			PF	TP	A	TO	BLK	S	MIN
		FG-FGA	FG-FGA	FT-FTA	OF	DE	TOT	OF	DE	TOT							
21	Williams, Jawad	1-4	0-2	0-0	1	1	2	0	2	1	1	0	0	23			
32	McCants, Rashad	3-9	2-5	9-10	2	1	3	3	17	1	2	0	0	33			
42	May, Sean	0-0	0-0	2-3	2	8	10	4	14	4	0	1	0	28			
02	Felton, Raymond	4-12	3-7	0-2	3	8	11	5	11	5	6	0	0	34			
05	Manuel, Jackie	1-4	0-1	0-0	3	3	3	3	2	0	1	2	0	30			
01	Scott, Melvin	1-1	1-1	2-2	0	2	4	5	2	0	0	0	0	15			
11	Thomas, Quentin	0-0	0-0	0-0	0	0	0	0	1	0	1	0	0	4			
24	Williams, Marvin	4-9	2-3	6-6	2	3	5	3	16	0	1	0	1	24			
34	Noel, David	0-0	0-0	0-1	0	2	2	1	0	1	1	1	1	13			
TEAM					2			4									
Totals		20-48	8-19	19-24	12	30	42	24	67	11	17	3	3	200			

TOTAL FG% 1st Half: 11-29 37.9% 2nd Half: 9-19 47.4% Game: 41.7% DEADB
 3-Pt. FG% 1st Half: 3-11 27.3% 2nd Half: 5-8 62.5% Game: 42.1% REBS
 F Throw % 1st Half: 4-8 50.0% 2nd Half: 15-16 93.8% Game: 79.2% 2

Officials: Tom O'Neill, Dave Hall, Gerry Pollard
 Technical fouls: Villanova-None. University of North Carolina-None.
 Attendance: 30916
 Score by Periods 1st 2nd Total
 Villanova 33 33 - 66
 University of North Carolina 29 38 - 67
 Syracuse Regional Semifinals Game #2

Iowa State vs North Carolina
 03/20/05 2:30 at Charlotte, N.C. -- Charlotte Coliseum

2005 2nd

VISITORS: Iowa State 19-12

#	Player Name	TOT-FG			3-PT			REBOUNDS			PF	TP	A	TO	BLK	S	MIN
		FG-FGA	FG-FGA	FT-FTA	OF	DE	TOT	OF	DE	TOT							
13	Clark, Rahshon	6-9	1-3	0-2	2	2	4	5	13	1	1	0	1	24			
22	Staple, Damon	3-7	0-1	0-3	3	2	5	3	6	1	1	0	0	27			
51	Homan, Jared	8-19	0-0	3-5	5	15	20	4	19	1	2	2	1	38			
01	Stinson, Curtis	6-17	1-2	1-3	5	2	7	4	14	7	4	0	4	38			
11	Blalock, Will	2-12	1-3	0-0	1	5	6	2	5	6	6	0	1	37			
03	Neal, John	0-0	0-0	0-0	0	0	0	0	0	0	1	0	0	1			
10	Carr, Tasheed	2-11	1-4	3-4	1	0	1	5	8	4	2	0	0	31			
30	Agnew, Aaron	0-0	0-0	0-0	0	0	0	0	0	0	0	0	0	1			
31	Streff, Dustin	0-0	0-0	0-0	0	0	0	0	0	0	0	0	0	1			
34	Bergstrom, Jeff	0-1	0-0	0-0	0	0	0	0	0	0	0	0	0	1			
40	Braet, Dave	0-0	0-0	0-0	0	0	0	0	0	0	0	0	0	1			
TEAM					3			4									
Totals		27-76	4-13	7-17	20	27	47	23	65	20	17	2	8	200			

TOTAL FG% 1st Half: 15-35 42.9% 2nd Half: 12-41 29.3% Game: 35.5% DEADB
 3-Pt. FG% 1st Half: 2-6 33.3% 2nd Half: 2-7 28.6% Game: 30.8% REBS
 F Throw % 1st Half: 1-4 25.0% 2nd Half: 6-13 46.2% Game: 41.2% 4

HOME TEAM: North Carolina 29-4

#	Player Name	TOT-FG			3-PT			REBOUNDS			PF	TP	A	TO	BLK	S	MIN
		FG-FGA	FG-FGA	FT-FTA	OF	DE	TOT	OF	DE	TOT							
21	Williams, Jawad	0-6	0-2	1-5	2	2	4	2	1	1	2	0	2	21			
32	McCants, Rashad	6-13	2-5	3-6	0	2	2	4	17	4	3	0	1	25			
42	May, Sean	8-9	0-0	8-9	7	10	17	4	24	2	1	3	30				
02	Felton, Raymond	5-12	3-6	2-4	1	3	4	1	15	8	0	1	3	37			
05	Manuel, Jackie	1-4	0-1	4-6	1	1	2	3	6	0	5	0	1	24			
00	Holley, Jesse	1-1	0-0	0-0	0	0	0	0	0	0	0	0	1	1			
01	Scott, Melvin	2-6	1-5	0-0	0	1	1	5	3	3	0	0	0	15			
03	Terry, Reyshawn	0-0	0-0	0-0	0	1	1	0	0	0	0	0	0	1			
11	Thomas, Quentin	0-0	0-0	0-0	0	0	0	1	0	1	0	0	0	3			
15	Everett, Charlie	0-0	0-0	1-1	0	0	0	0	1	0	1	0	0	1			
22	Miller, Wes	0-1	0-1	1-1	0	1	1	0	1	0	0	0	0	1			
24	Williams, Marvin	8-12	2-4	2-3	2	13	15	1	20	0	0	1	2	26			
34	Noel, David	0-1	0-1	0-2	0	0	0	1	0	1	0	0	0	1			
35	Hooker, C.J.	0-0	0-0	0-0	0	1	1	0	0	0	0	0	0	1			
41	Sanders, Byron	0-0	0-0	0-0	0	0	0	0	0	0	0	0	0	1			
TEAM					2			3									
Totals		31-65	8-25	22-37	15	35	50	18	92	20	13	4	14	200			

TOTAL FG% 1st Half: 16-37 43.2% 2nd Half: 15-28 53.6% Game: 47.7% DEADB
 3-Pt. FG% 1st Half: 5-16 31.3% 2nd Half: 3-9 33.3% Game: 32.0% REBS
 F Throw % 1st Half: 8-12 66.7% 2nd Half: 14-25 56.0% Game: 59.5% 7

Officials: Scott Thornley, Eddie Jackson, Ted Hillary
 Technical fouls: Iowa State-Carr, Tasheed. North Carolina-None.
 Attendance: 23207
 Score by Periods 1st 2nd Total
 Iowa State 33 32 - 65
 North Carolina 45 47 - 92
 ISU's Rahshon Clark fouls out with 1:17 remaining.
 ISU's Tasheed Carr fouls out with :38 remaining.

Oakland vs North Carolina
 03/18/05 3:00 at Charlotte Coliseum -- Charlotte, N.C.

2005 1st

VISITORS: Oakland 13-19

#	Player Name	TOT-FG			3-PT			REBOUNDS			PF	TP	A	TO	BLK	S	MIN
		FG-FGA	FG-FGA	FT-FTA	OF	DE	TOT	OF	DE	TOT							
01	Marshall, Rawle	5-17	0-3	6-10	3	2	5	3	16	0	4	0	2	40			
44	McCloskey, Patrick	3-3	0-0	1-2	2	1	3	3	7	0	0	0	1	18			
52	Scott, Courtney	8-16	0-0	5-6	3	3	6	2	21	4	1	0	2	40			
03	Dukes, Pierre	0-0	0-0	0-0	1	2	3	1	0</								



NCAA TOURNAMENT BOX SCORES

2004 2nd Round vs. Texas
 2004 1st Round vs. Air Force
 2001 2nd Round vs. Penn State
 2001 1st Round vs. Princeton

OFFICIAL NCAA® BASKETBALL BOX SCORE Date 3-20/04 Arena Pepsi Center

VISITOR (Indicate starters by position or with an asterisk) Starting Time 8:35 p.m. City, State Denver, **2004 2nd**

No.	Team	Total FG		3-point		Rebounds		FT	FTA	F	TP	A	TO	BLK	STL	MIN											
		FG	FGA	FG	FGA	Off	Def										Tot										
21	Jawad Williams	* 5	11	0	3	7	7	2	4	6	2	17	0	0	0	0											
32	Rashad McCants	* 11	23	5	12	0	2	1	3	3	27	1	1	1	3	37											
42	Sean May	* 2	10	0	7	10	4	5	9	5	11	1	2	0	1	25											
2	Raymond Felton	* 4	10	3	7	0	0	0	3	3	4	11	6	5	0	2	37										
5	Jackie Manuel	* 1	4	0	1	0	0	3	1	4	5	2	0	2	0	0	23										
1	Melvin Scott	1	4	1	4	0	0	0	1	1	2	3	6	1	0	0	20										
3	Reyshawn Terry	0	0	0	0	2	2	0	0	0	0	2	0	0	0	0	1										
24	Jesse Holley	0	0	0	0	0	0	0	0	0	0	0	0	0	0	0	3										
34	David Noel	1	3	0	1	0	0	2	1	3	0	2	0	0	0	0	21										
41	Byron Sanders	0	0	0	0	0	0	1	1	0	0	0	0	0	0	0	2										
Team (Included in Totals)												3	3	6													
North Carolina												25	65	9	28	16	19	16	20	36	21	75	14	11	1	6	200
TOTAL FG%: 1st half		14- 35 (.400)		2nd half		11- 30 (.367)		Game		25- 65 (.385)		Deadball				1											
3-Pt. FG%: 1st half		4- 10 (.400)		2nd half		5- 18 (.278)		Game		9- 28 (.321)		rebounds				2											
FT%: 1st half		7- 9 (.778)		2nd half		9- 10 (.900)		Game		16- 19 (.842)																	

HOME (Indicate starters by position or with an asterisk) *** FINAL ***

No.	Team	Total FG		3-point		Rebounds		FT	FTA	F	TP	A	TO	BLK	STL	MIN											
		FG	FGA	FG	FGA	Off	Def										Tot										
3	Byron Mouton	* 4	12	1	2	3	4	0	1	1	3	12	1	2	0	2	30										
22	Brad Buckman	* 0	2	0	0	2	2	0	4	4	3	2	0	0	1	3	11										
21	Jason Klontz	* 5	7	0	0	0	0	2	3	5	3	10	1	3	0	0	25										
12	Kenton Paulino	* 1	1	1	1	0	0	0	0	0	0	3	0	1	0	0	9										
24	Royal Ivey	* 4	8	0	0	9	10	0	5	5	2	17	4	1	0	0	35										
00	James Thomas	3	4	0	0	1	2	2	3	5	3	7	1	1	0	0	12										
2	P.J. Tucker	4	6	0	0	2	3	2	4	6	2	10	0	0	0	1	25										
4	Edgar Moreno	1	1	0	0	0	0	0	1	1	0	2	2	0	0	0	8										
10	Kenny Taylor	3	7	1	4	0	0	0	0	0	0	7	0	1	0	0	17										
13	Sydmill Harris	1	2	1	2	0	0	0	0	0	0	3	0	0	0	0	3										
33	Brian Boddicker	1	5	1	4	2	2	2	3	5	3	5	1	1	0	0	25										
Team (Included in Totals)												1	2	3													
#12 Texas												27	55	5	13	19	23	9	26	35	19	78	10	11	1	6	200
TOTAL FG%: 1st half		18- 30 (.600)		2nd half		9- 25 (.360)		Game		27- 55 (.491)		Deadball				3											
3-Pt. FG%: 1st half		4- 10 (.400)		2nd half		1- 3 (.333)		Game		5- 13 (.385)		rebounds				3											
FT%: 1st half		4- 4 (1.000)		2nd half		15- 19 (.789)		Game		19- 23 (.826)																	

Technical Fouls: None Score by Period 1st H 2nd H OT OT OT OT Final
 Attendance: 19405 (Sellout) North Carolina 39 36 75
 Officials: John Cahill, Donnee Gray, Robert Staffen #12 Texas 44 34 78

#7 Penn State vs #2 North Carolina 03/18/01 at Louisiana Superdome, New Orleans, La.

No.	NAME	TOT-FG		3-PT		REBOUNDS		FT	FTA	F	TP	A	TO	BLK	STL	MIN								
		FG	FGA	FG	FGA	Off	Def										Tot							
13	Ivory, Titus	f	8-12	3-7	2-2	1	3	4	2	1	0	5	30											
15	Smith, Tyler	f	2-4	0-1	1-1	2	4	6	2	5	1	2	29											
13	Cline-Heard, Gyasi	c	7-13	0-0	5-7	3	6	9	3	19	4	2	33											
13	Crispin, Joe	g	7-21	3-12	4-4	2	1	3	1	21	2	3	35											
15	Crispin, Jon	g	2-11	1-4	0-0	0	0	2	5	4	2	3	27											
11	Tate, Jamaal	g	2-4	0-1	0-0	0	0	0	4	0	1	0	12											
0	Watkins, Brandon	1-4	0-1	0-0	1	2	3	2	2	5	0	0	16											
12	Banta, Marcus	1-1	0-0	0-0	1	4	5	1	2	0	0	1	10											
14	Egekeze, Ndu	1-1	0-0	1-1	0	0	0	1	3	0	0	1	5											
15	Witkowski, Scott	0-0	0-0	0-0	0	0	0	1	0	0	0	0	3											
TEAM												3	3											
TOTALS												31-71	7-26	13-15	13	20	33	17	82	17	11	1	18	200
TOT-FG 1stH:		16-37 43.2%		2ndH:		15-34 44.1%		OT:		0-0 00.0%		Game:		43.7%		Deadbl								
3pt-FG 1stH:		4-13 30.8%		2ndH:		3-13 23.1%		OT:		0-0 00.0%		Game:		26.9%		Rebs								
FThrow 1stH:		3-4 75.0%		2ndH:		10-11 90.9%		OT:		0-0 00.0%		Game:		86.7%		1								

HOME TEAM: #2 North Carolina 26-7

No.	NAME	TOT-FG		3-PT		REBOUNDS		FT	FTA	F	TP	A	TO	BLK	STL	MIN								
		FG	FGA	FG	FGA	Off	Def										Tot							
15	apel, Jason	f	5-10	2-5	0-0	1	3	4	2	12	4	1	0	0	36									
15	ppers, Julius	f	8-9	0-0	5-7	4	6	10	2	21	0	6	0	0	33									
10	Haywood, Brendan	c	5-12	0-0	3-3	5	8	13	5	13	2	4	0	0	30									
12	Curry, Ronald	g	3-5	1-2	2-2	0	5	5	1	9	7	3	0	0	35									
0	Porte, Joseph	g	3-13	0-6	0-0	0	4	4	2	6	2	5	1	2	35									
13	Morrison, Brian	0-3	0-2	1-2	0	0	0	1	1	3	0	1	7											
14	Owens, Max	0-3	0-2	0-0	0	1	1	0	0	1	0	0	1	7										
1	Boone, Adam	0-0	0-0	0-0	0	0	0	0	0	0	0	0	0	2										
2	Lang, Kris	6-9	0-0	0-0	5	1	6	4	12	0	2	0	1	15										
TEAM												1	1											
TOTALS												30-64	3-17	11-14	16	28	44	17	74	17	22	5	5	200
TOT-FG 1stH:		18-32 56.3%		2ndH:		12-32 37.5%		OT:		0-0 00.0%		Game:		46.9%		Deadbl								
3pt-FG 1stH:		2-6 33.3%		2ndH:		1-11 09.1%		OT:		0-0 00.0%		Game:		17.6%		Rebs								
FThrow 1stH:		2-2 100%		2ndH:		9-12 75.0%		OT:		0-0 00.0%		Game:		78.6%		1								

OFFICIALS: Gerald Boudreaux, Reggie Greenwood, Rick Randall
 TECHNICAL FOULS: none
 ATTENDANCE: 12,648
 SCORE BY PERIODS:
 7 Penn State 39 43 82
 2 North Carolina 40 34 74
 C South Regional -- Second Round
 Penn State advances to the South Region Semifinal in Atlanta, Ga.

OFFICIAL NCAA® BASKETBALL BOX SCORE Date 3-18/04 Arena Pepsi Center

VISITOR (Indicate starters by position or with an asterisk) Starting Time 9:50 p.m. City, State Denver, **2004 1st**

No.	Team	Total FG		3-point		Rebounds		FT	FTA	F	TP	A	TO	BLK	STL	MIN											
		FG	FGA	FG	FGA	Off	Def										Tot										
10	A.J. Kuhle	* 2	3	1	2	5	6	0	6	6	1	10	3	3													
33	Joel Gerlach	* 1	2	1	2	2	3	0	0	0	3	5	0	2	0	16											
45	Nick Welch	* 6	13	2	7	3	4	1	3	4	3	17	1	6	1	3	40										
11	Tim Keller	* 1	6	0	5	0	0	0	3	3	3	2	7	1	1	0	40										
15	Antoine Hood	* 6	12	3	6	0	0	0	4	4	2	15	1	3	0	2	40										
21	Jacob Burtschi	1	3	1	3	0	0	0	2	2	3	3	3	0	0	1	23										
34	Dan Nwaelele	0	0	0	0	0	0	0	0	0	0	0	0	1	0	0	1										
Team (Included in Totals)												1	1	2													
Air Force (NCAA)												17	39	8	25	10	13	2	19	21	15	52	15	16	2	7	200
TOTAL FG%: 1st half		9- 18 (.500)		2nd half		8- 21 (.381)		Game		17- 39 (.436)		Deadball				2											
3-Pt. FG%: 1st half		5- 13 (.385)		2nd half		3- 12 (.250)		Game		8- 25 (.320)		rebounds				2											
FT%: 1st half		5- 6 (.833)		2nd half		5- 7 (.714)		Game		10- 13 (.769)																	

HOME (Indicate starters by position or with an asterisk) *** FINAL ***

No.	Team	Total FG		3-point		Rebounds		FT	FTA	F	TP	A	TO	BLK	STL	MIN	
		FG	FGA	FG	FGA	Off	Def										Tot
21	Jawad Williams	* 3	8	0	0	4	5	4	9	2	10	1	1	0	0	30	
32	Rashad McCants	* 4	13	1	5	0	0	1	7	8	1	9	3	4	1	2	38
42	Sean May	* 6	11	0	0	2	3	2	4	6	0	14	0	0	0	2	24
2	Raymond Felton	* 2	8	2	4	6	7	0	3	3	2	12	5	3	0	3	34
5	Jackie Manuel	* 5	8	0	0	0	0	5	2	7	3	10	1	2	0	2	32
1	Melvin Scott	1	2	1	2	2	2	0	0	0	2	5	1	0			



NCAA TOURNAMENT BOX SCORES

2000 National Semifinal vs. Florida
 2000 Elite 8 vs. Tulsa
 2000 Sweet 16 vs. Tennessee
 2000 2nd Round vs. Stanford

2000 FF

Official Boxscore *** FINAL ***

Date: 04-01-00 Site: RCA Dome, Indianapolis

VISITORS (Last Name, First)

No.	NAME	TOT-FG		3-PT		FT	FTA	REBOUNDS			PF	TP	A	TO	BLK	S	TIME
		FG	FGA	FG	FGA			OFF	DEF	TOT							
25	CAPEL, Jason	4	13	1	4	0	0	2	8	10	5	9	2	5	1	36	
2	LANG, Kris	2	4	0	0	0	0	1	3	4	1	4	0	1	0	26	
00	HAYWOOD, Brendan	6	7	0	0	8	14	7	5	12	4	20	1	5	3	33	
05	COTA, Ed	2	8	1	5	4	2	6	8	4	9	8	4	0	2	39	
40	FORTE, Joseph	5	16	3	10	2	4	0	5	5	15	2	1	1	0	37	
45	PEPPERS, Julius	1	3	0	0	0	1	1	2	1	2	0	1	0	0	17	
24	OWENS, Max	0	3	0	1	0	0	0	0	0	1	0	0	0	0	9	
21	NEWBY, Terrence	0	0	0	0	0	0	0	0	0	0	0	0	0	0	1	
11	BROOKER, Michael	0	1	0	1	0	0	0	0	0	1	0	0	0	0	1	
32	MELLENDEZ, O.	0	0	0	0	0	0	0	0	0	0	0	0	0	0	0	
14	HOLMES, Jonathan	0	2	0	1	0	0	0	0	0	0	0	0	0	0	0	
44	JOHNSON, Will	0	0	0	0	0	0	0	0	0	0	0	0	0	0	0	
35	EVERETT, Jim	0	0	0	0	0	0	0	0	0	0	0	0	0	0	0	
13	WHITE, Kenny	0	0	0	0	0	0	0	0	0	0	0	0	0	0	0	
45	LACZKOWSKI, Matt	0	0	0	0	0	0	0	0	0	0	0	0	0	0	0	
TEAM REBOUNDS (INCLUDED IN TOTALS)								1									
TOTALS		20	57	5	22	14	23	14	28	42	22	39	13	17	5	3	200

TOTAL FG 1st HALF 10/27 37.0% 2nd HALF 10/30 33.3% GAME 20/57 35.1% DEADBALL
 3-POINT FG 1st HALF 2/8 25.0% 2nd HALF 3/14 21.4% GAME 5/22 22.7% REBOUNDS 2
 FREE THROWS 1st HALF 12/15 80.0% 2nd HALF 2/8 25.0% GAME 14/23 60.9%

HOME (Last Name, First)

No.	NAME	TOT-FG		3-PT		FT	FTA	REBOUNDS			PF	TP	A	TO	BLK	S	TIME
		FG	FGA	FG	FGA			OFF	DEF	TOT							
00	WRIGHT, Brent	1	3	1	2	4	3	4	7	3	5	2	0	0	1	20	
13	MILLER, Mike	3	13	0	6	4	6	4	3	7	1	10	1	0	0	1	29
50	HASLEM, Idonis	1	7	0	0	0	2	3	5	4	10	0	3	0	0	20	
3	DUPAY, Teddy	1	7	0	6	2	2	0	2	2	4	0	2	0	1	26	
2	HAMILTON, Justin	2	5	1	2	0	0	2	1	3	2	5	3	1	0	18	
04	HARVEY, Donnell	2	7	0	0	4	5	2	3	7	4	8	1	1	2	20	
15	BONNER, Matt	2	3	0	0	0	0	1	1	2	3	4	0	1	0	14	
10	NELSON, Brett	5	10	2	6	1	2	0	6	6	2	13	4	1	0	22	
52	WEAKS, Kenyan	2	5	1	4	1	4	0	1	1	6	1	0	0	2	18	
25	PARKER, Major	2	3	2	3	0	0	3	3	1	6	1	1	0	1	13	
TEAM REBOUNDS (INCLUDED IN TOTALS)								23									
TOTALS		25	64	7	28	14	23	14	29	43	23	71	13	10	2	9	200

OFFICIALS: Jody Silvester, Donne Gray, John Cahill
 Technicals: PARKER, Major - 1; NORTH CAROLINA 34 25 = 59
 FORTE, Joseph - 1; FLORIDA 37 34 = 71
 PEPPERS, Julius - 1;
 Attendance: 43,111
 COMMENTS: POINTS OFF TURNOVERS SECOND CHANCE POINTS
 NORTH CAROLINA 10 FLORIDA 20 NORTH CAROLINA 13 FLORIDA 11

2000 E-8

OFFICIAL BASKETBALL BOX SCORE -- GAME TOTALS

North Carolina vs Tulsa

3/7/00 1:40 p.m. at Austin, Texas (Erwin Center)

VISITORS: North Carolina 22-13

No.	NAME	TOT-FG		3-PT		FT	FTA	REBOUNDS			PF	TP	A	TO	BLK	S	MIN
		FG	FGA	FG	FGA			OFF	DEF	TOT							
25	Capel, Jason	f	2	7	1	4	3	4	1	5	6	0	8	3	2	0	24
42	Lang, Kris	f	2	6	0	0	0	1	2	1	3	1	4	0	2	0	18
00	Haywood, Brendan	c	4	10	0	0	0	2	2	6	8	3	8	1	0	3	32
05	Cota, Ed	g	2	6	0	1	1	2	0	2	2	1	5	4	7	0	24
40	Forste, Joseph	g	10	17	1	7	8	2	6	8	2	28	1	4	0	1	39
24	Owens, Max	0	0	0	0	0	0	0	0	0	0	1	0	0	0	1	
45	Peppers, Julius	2	4	0	0	2	2	1	7	8	3	6	2	0	0	2	30
TEAM								2									
TOTALS		22	50	2	12	13	19	10	30	40	11	59	11	15	3	8	200

TOT-FG 1stH: 13-24 54.2% 2ndH: 9-26 34.6% OT: 0-0 00.0% Game: 44.0% Deadbl
 3pt-FG 1stH: 2-6 33.3% 2ndH: 0-6 00.0% OT: 0-0 00.0% Game: 16.7% Rebs
 Fthrow 1stH: 2-3 66.7% 2ndH: 11-16 68.8% OT: 0-0 00.0% Game: 68.4% 4

HOME TEAM: Tulsa 32-5

No.	NAME	TOT-FG		3-PT		FT	FTA	REBOUNDS			PF	TP	A	TO	BLK	S	MIN
		FG	FGA	FG	FGA			OFF	DEF	TOT							
11	Coley, Eric	f	3	7	0	0	0	2	2	4	5	6	1	1	0	2	24
31	Hill, Marcus	f	3	9	1	5	4	6	0	3	3	0	11	2	1	1	30
13	Kurtz, Brandon	c	5	10	0	1	1	2	3	6	9	2	11	0	2	0	16
10	Arrington, Greg	g	1	6	0	4	0	0	0	2	2	4	2	3	3	1	33
32	Leard, Tony	g	3	8	2	6	0	0	0	3	3	2	8	2	3	0	33
02	Davis, Charlie	0	0	0	0	0	0	0	0	1	1	0	0	0	1	0	
12	Swanson, Dante	6	8	2	2	1	1	0	0	0	1	15	0	0	0	1	18
33	Shelton, David	1	9	0	2	0	0	1	1	2	4	2	0	0	2	17	
34	Johnson, Kevin	0	1	0	0	0	0	0	1	1	1	0	1	0	0	0	
55	McDaniel, DeAngelo	0	1	0	0	0	0	1	0	1	0	0	0	0	1	0	
TEAM								2									
TOTALS		22	59	5	20	6	9	9	20	29	19	55	9	12	4	9	200

TOT-FG 1stH: 12-27 44.4% 2ndH: 10-32 31.3% OT: 0-0 00.0% Game: 37.3% Deadbl
 3pt-FG 1stH: 2-8 25.0% 2ndH: 3-12 25.0% OT: 0-0 00.0% Game: 25.0% Rebs
 Fthrow 1stH: 5-7 71.4% 2ndH: 1-2 50.0% OT: 0-0 00.0% Game: 66.7% 1

OFFICIALS: Andre Patillo, Tom O'Neill, Sr., Tom Eades

TECHNICAL FOULS:

North Carolina - none

Tulsa - none

ATTENDANCE: 16,731

SCORE BY PERIODS

North Carolina 34 25 = 59

Florida 37 34 = 71

PTS IN THE PAINT: North Carolina - 24 Tulsa - 28

PTS OFF TURNOVERS: North Carolina - 08 Tulsa - 15

2ND CHANCE POINTS: North Carolina - 13 Tulsa - 01

F BREAK POINTS: North Carolina - 04 Tulsa - 08

South Regional Final

2000 16

OFFICIAL BASKETBALL BOX SCORE -- GAME TOTALS

North Carolina vs Tennessee

3/24/00 9:37 p.m. at Austin, Texas (Erwin Center)

VISITORS: North Carolina 21-13

No.	NAME	TOT-FG		3-PT		FT	FTA	REBOUNDS			PF	TP	A	TO	BLK	S	MIN
		FG	FGA	FG	FGA			OFF	DEF	TOT							
25	Capel, Jason	f	3	9	1	2	2	1	4	5	1	9	5	2	2	0	38
42	Lang, Kris	f	5	12	0	0	0	3	0	3	3	10	0	2	2	1	28
00	Haywood, Brendan	c	5	10	0	0	1	4	1	4	5	5	11	0	3	4	26
05	Cota, Ed	g	4	9	0	1	3	5	1	6	7	4	11	5	2	0	39
40	Forste, Joseph	g	8	13	2	5	4	1	4	5	2	22	2	3	1	1	36
21	Newby, Terrence	0	0	0	0	0	0	0	0	0	0	0	0	0	0	0	
24	Owens, Max	0	0	0	0	0	0	0	0	0	0	0	0	0	0	0	
45	Peppers, Julius	2	3	0	0	2	2	3	3	6	4	6	0	1	2	0	20
TEAM								3									
TOTALS		29	58	4	9	12	17	10	24	34	19	74	12	14	9	6	200

TOT-FG 1stH: 15-32 46.9% 2ndH: 14-26 53.8% OT: 0-0 00.0% Game: 50.0% Deadbl
 3pt-FG 1stH: 3-7 42.9% 2ndH: 1-2 50.0% OT: 0-0 00.0% Game: 44.4% Rebs
 Fthrow 1stH: 3-4 75.0% 2ndH: 9-13 69.2% OT: 0-0 00.0% Game: 70.6% 1, 1

HOME TEAM: Tennessee 26-7

No.	NAME	TOT-FG		3-PT		FT	FTA	REBOUNDS			PF	TP	A	TO	BLK	S	MIN
		FG	FGA	FG	FGA			OFF	DEF	TOT							
22	Yarbrough, Vincent	f	4	11	1	5	4	4	2	1	3	3	13	3	2	0	38
44	Victor, Isiah	f	3	8	1	1	4	6	1	3	4	2	11	1	5	2	21
43	Black, C.J.	c	6	7	1	3	4	1	4	5	4	17	0	1	1	1	21
14	Harris, Tony	g	1	10	1	6											



NCAA TOURNAMENT BOX SCORES

2000 1st Round vs. Missouri
1999 1st Round vs. Weber State
1998 National Semifinal vs. Utah
1998 Elite 8 vs. Connecticut

OFFICIAL NCAA BASKETBALL BOX SCORE

Missouri Tigers vs North Carolina Tarheels

03/17/2000 8:55pm (CST)
Final Box Score

Arena NCAA South Rec
City, State Birmingham, Ala

2000 1st

No.	Missouri Tigers	Total FG		3-Point		FT		Rebounds			F	TP	A	TO	BLK			
		FG	FGA	FG	FGA	FT	FTA	Off	Def	Tot								
21	* Kareem Rush (F)	4	10	2	5	0	0	0	4	4	2	10	4	5	0	1	34:46	
24	* Jeff Hafer (F)	0	0	0	0	0	0	0	2	1	3	2	0	1	0	1	17:30	
33	* Tajudeen Soyoye (C)	2	4	0	0	1	1	2	2	4	4	5	1	1	0	0	19:44	
4	* Clarence Gilbert (G)	5	19	4	15	2	2	0	2	2	1	16	5	0	0	1	31:51	
5	* Keyon Dooling (G)	6	17	1	7	0	0	0	2	2	0	13	3	3	0	0	30:37	
3	Kerge Stevenson	1	1	0	0	0	0	0	0	0	0	1	2	0	0	0	5:20	
11	Mark Wampler	0	0	0	0	0	0	0	0	0	0	0	0	0	0	0	0	
12	Brian Grawer	1	2	1	2	0	0	0	1	1	1	3	2	1	0	1	14:34	
15	Josh Kroenke	0	0	0	0	0	0	0	0	0	0	0	0	0	0	0	8:12	
31	Johnnie Parker	3	7	0	1	0	0	3	3	6	5	6	0	1	0	0	13:13	
41	Justin Gage	2	3	0	1	4	7	2	2	4	4	8	0	0	0	0	16:28	
54	Pat Schumacher	3	3	0	0	1	1	0	0	0	2	7	0	1	0	0	7:45	
Team (Included in Totals)								2			4							
Totals		27	66	8	31	8	11	11	19	30	22	70	16	13	0	4	200	

Total FG% 1st Half: 15-32 (46.9%) 2nd Half: 12-34 (35.3%) Game: 27-66 (40.9%)
 3-PT FG% 1st Half: 6-14 (42.9%) 2nd Half: 2-17 (11.8%) Game: 8-31 (25.8%)
 FT% 1st Half: 5-7 (71.4%) 2nd Half: 4-7 (57.0%) Game: 8-11 (72.7%)

No.	North Carolina Tarheels	Total FG		3-Point		FT		Rebounds			F	TP	A	TO	BLK	STL	MIN	
		FG	FGA	FG	FGA	FT	FTA	Off	Def	Tot								
25	* Jason Capel (F)	4	12	1	7	5	7	4	7	11	1	14	1	2	2	2	37:36	
42	* Kris Lang (F)	5	7	0	0	1	2	4	3	7	4	11	2	1	0	0	31:07	
0	* Brendan Haywood (C)	11	15	0	0	6	9	9	6	15	3	28	1	4	1	0	31:29	
5	* Ed Cota (G)	3	13	0	1	0	0	2	4	6	0	6	10	2	0	0	40:00	
40	* Joseph Forte (G)	6	19	1	3	0	0	5	3	8	3	13	2	1	1	3	38:36	
45	Julius Peppers	2	3	0	0	5	8	1	3	4	1	9	0	3	0	0	14:26	
11	Michael Brooker	0	0	0	0	0	0	0	0	0	0	0	0	0	0	0	DNP	
14	Jonathan Holmes	0	0	0	0	0	0	0	0	0	0	0	0	0	0	0	DNP	
21	Terrence Newby	0	0	0	0	0	0	0	0	0	0	0	0	0	0	0	DNP	
24	Max Owens	1	2	1	1	0	0	0	0	0	0	3	0	1	1	0	8:46	
32	Oriando Melendez	0	0	0	0	0	0	0	0	0	0	0	0	0	0	0	DNP	
35	Jim Everett	0	0	0	0	0	0	0	0	0	0	0	0	0	0	0	DNP	
44	Will Johnson	0	0	0	0	0	0	0	0	0	0	0	0	0	0	0	DNP	
15	Kenny White	0	0	0	0	0	0	0	0	0	0	0	0	0	0	0	DNP	
43	Matt Laczowski	0	0	0	0	0	0	0	0	0	0	0	0	0	0	0	DNP	
Team (Included in Totals)								1			3		4					
Totals		32	71	3	12	17	26	26	29	55	12	84	16	15	5	5	200	

Total FG% 1st Half: 17-37 (45.9%) 2nd Half: 15-34 (44.1%) Game: 32-71 (45.1%)
 3-PT FG% 1st Half: 2-7 (28.6%) 2nd Half: 1-5 (20.0%) Game: 3-12 (25.0%)
 FT% 1st Half: 8-8 (100%) 2nd Half: 9-18 (50.0%) Game: 17-26 (65.4%)

Technical Fouls: None
 Attendance: Unknown
 Officials: John Cahill, William Bush, Tom Clark

Score by Period		1st H	2nd H	Final	Record	Overall Conf
North Carolina Tarheels		44	40	84	Tarheels	19-13
Missouri Tigers		41	29	70	Tigers	18-13

Tarheels Tigers		Tarheels Tigers		Tarheels Tigers		
Points off Turnovers	16	16	Second Effort Points	25	10	
Points in the Paint	56	32	3 Point Points	9	24	
Largest Lead	82	65 (17 pts)	Lead Changes	3	Number of Ties	2

1999 1st

OFFICIAL BASKETBALL BOX SCORE -- G A M E T O T A L S

Weber State vs North Carolina

03/11/99 7:24 p.m. at KeyArena Seattle, Wash. NCAA First Round

VISITORS: Weber State 25-7

No.	N A M E	TOT-FG		3-PT		REBOUNDS		F	TP	A	TO	BLK	S	MIN			
		FG	FGA	FG	FGA	FT	FTA								OF	DE	TOT
10	Lawson, Marc	f	3	5	2	4	0	0	1	2	3	8	4	0	1	26	
21	Arceneaux, Harold	f	14	26	5	7	3	3	0	3	3	1	36	1	3	1	34
32	Jensen, Andy	c	0	2	0	0	0	0	1	2	4	0	0	3	0	1	25
04	Gill, Eddie	g	4	12	3	9	5	5	0	5	5	1	16	2	2	0	40
20	Jackson, Noel	g	2	4	1	2	4	1	5	6	2	7	5	2	0	0	36
00	Ketcham, Eric	2	3	2	3	0	0	1	2	1	6	0	2	1	1	15	
03	Baskerville, Damien	1	3	2	2	0	0	4	4	3	1	2	0	2	1	16	
03	De Vecchio, Dan	0	0	0	0	0	0	1	0	0	0	0	2	0	0	4	
55	Haws, Joey	0	0	0	0	0	0	0	0	0	0	0	0	0	1	0	2
TEAM								1		0		1					
TOTALS		26	55	14	26	10	12	5	22	27	15	76	15	13	4	6	200

TOTAL FG% 1st Half: 13-30 .433 2nd Half: 13-25 .520 Game: .473 DEADBALL
 3-PT FG% 1st Half: 7-16 .438 2nd Half: 7-10 .700 Game: .538 REBOUNDS
 F Throw % 1st Half: 2-2 1.000 2nd Half: 8-10 .800 Game: .833 1, 4

HOME TEAM: North Carolina 24-10

No.	N A M E	TOT-FG		3-PT		REBOUNDS		F	TP	A	TO	BLK	S	MIN			
		FG	FGA	FG	FGA	FT	FTA								OF	DE	TOT
13	Okulaja, Ademola	f	6	15	5	12	0	0	6	6	3	17	2	1	1	35	
42	Lang, Kris	f	4	8	0	0	3	5	2	4	6	3	11	0	2	0	22
00	Haywood, Brendan	c	0	3	0	0	1	2	0	0	0	2	1	1	1	2	24
0	Jota, Ed	g	8	12	3	5	1	1	3	4	1	20	10	3	0	36	
24	Owens, Max	g	2	11	1	2	2	2	4	2	7	1	3	1	0	22	
03	Evtimov, Vasco	g	6	10	0	0	1	2	5	10	2	13	0	0	0	15	
22	Curry, Ronald	0	2	0	2	0	0	0	1	1	3	0	1	1	0	0	20
25	Capel, Jason	0	1	0	1	0	0	1	0	1	0	0	0	1	0	0	4
50	Berstickler, Brian	2	6	0	0	1	1	2	3	5	0	5	0	1	0	0	12
TEAM								2		0		2					
TOTALS		28	68	9	21	9	13	15	24	39	16	74	15	12	4	5	200

TOTAL FG% 1st Half: 13-30 .433 2nd Half: 15-38 .395 Game: .412 DEADBALL
 3-PT FG% 1st Half: 2-5 .400 2nd Half: 7-16 .438 Game: .429 REBOUNDS
 F Throw % 1st Half: 5-6 .833 2nd Half: 4-7 .571 Game: .692 3, 1

OFFICIALS: Rusty Herring, Olandis Poole, Steve Welmer

TECHNICAL FOULS: none

Weber State: none

North Carolina: none

ATTENDANCE: 15,001

SCORE BY PERIODS: 1st 2nd OT1 OT2 OT3 OT4 TOTAL

Weber State 35 41 76

North Carolina 33 41 74

Note: Sellout

1998 E-8

OFFICIAL NCAA BASKETBALL BOX SCORE

03-21-98 Greensboro, NC

Licensed To: Wake Forest University

VISITORS: Connecticut 32-5

No.	PLAYER	FG		3P		FTA		OR	DR	TOT	PF	PTS	A	TO	BLK	S	TIME
		FG	FGA	3P	3PA	FT	FTA										
15	Kevin Freeman	F	3	6	0	0	4	0	4	3	7	2	10	3	1	0	38
03	Rashamel Jones	F	5	21	5	14	0	0	3	3	1	15	3	2	0	0	35
43	Jake Voskuil	C	3	4	0	0	0	1	1	2	3	6	1	3	1	1	30
21	Ricky Moore	G	3	0	2	1	3	0	1	0	1	0	1	2	0	1	27
42	Khalid El-Amin	G	10	16	3	7	1	1	1	2	3	4	24	2	1	0	35
34	Souleymane Wane	1	3	0	0	0	0	2	2	4	2	2	0	1	0	0	10
03	Rashamel Jones	0	1	0	0	0	0	2	0	2	1	0	0	2	0	0	5
30	Monquencio Hardnett	1	4	0	1	4	6	1	3	4	1	6	4	0	0	1	17
22	Antric Klaiber	0	0	0	0	0	0	0	0	0	0	0	0	0	0	0	2
23	Albert Mouring	0	0	0	0	0	0	0	0	0	0	0	0	0	0	0	1
40	E.J. Harrison	DNP-															
25	Craig Glazer	DNP-															
53	Jeff Cybart	DNP-															
TEAM																	
TOTALS		23	58	8	24	10	15	12	18	30	14	64	11	12	1	4	200

FG 1st (12/ 34) 35.3 2nd (11/ 24) 45.8 OT Game (23/ 58) 39.7 DEADBALL
 3PT 1st (5/ 14) 35.7 2nd (3/ 10) 30.0 OT Game (8/ 24) 33.3 REBOUNDS 2
 FT 1st (3/ 5) 60.0 2nd (7/ 10) 70.0 OT Game (10/ 15) 66.7

HOME: North Carolina 34-3

No.	PLAYER	FG		3P		FTA		OR	DR	TOT	PF	PTS	A	TO	BLK	S	MIN
		FG	FGA	3P	3PA	FT	FTA										
33	Antawn Jamison	F	9	19	0	1	2	4	6	5	11	1	20	1	2	0	35
15	Vince Carter	F	5	9	1	2	1	1	0	3	3	1	12	2	0	2	33
04	Makhtar Ndaiyee	C	2	3	0	0	0	1	3	4	4	0	3	2	1	0	30
03	Shammond Williams	G	6	16	1	7	6	6	1	1	2	0	19	3	1	0	34
05	Ed Cota	G	4														



NCAA TOURNAMENT BOX SCORES

1998 Sweet 16 vs. Michigan State
1998 2nd Round vs. Charlotte
1998 1st Round vs. Navy
1997 National Semifinal vs. Arizona

OFFICIAL NCAA BASKETBALL BOX SCORE
Licensed To: Wake Forest University

03-19-98 Greensboro, NC

1998
16

NO.	NAME	F	G	A	3P	3PA	FT	FTA	OR	DR	TOT	PF	PTS	A	TO	BLK	S	MIN
13	Antonio Smith	F	0	4	0	0	4	4	2	5	7	4	4	0	0	0	0	28
44	Jason Klein	F	2	11	2	8	0	0	0	2	2	6	1	0	0	0	0	23
34	Andre Hutson	C	2	6	0	0	0	0	1	2	3	4	4	1	0	1	0	26
12	Mateen Cleaves	G	7	21	2	9	2	3	2	2	4	4	18	5	2	0	0	39
14	Charlie Bell	G	5	7	2	3	1	1	3	1	4	2	13	2	0	0	0	25
42	Morris Peterson		3	11	0	3	3	4	3	0	3	3	9	1	2	1	1	23
55	DuJuan Wiley		2	6	0	0	0	2	1	3	2	4	0	0	1	0	0	19
11	David Thomas		0	0	0	0	0	0	1	1	0	0	0	1	0	0	0	7
43	A.J. Granger		0	2	0	2	0	0	1	1	2	1	0	0	0	0	1	6
20	Steve Cherry		0	0	0	0	0	0	0	0	0	0	0	0	0	0	0	1
30	Doug Davy		0	0	0	0	0	0	0	0	0	0	0	0	0	0	0	1
05	Lorenzo Guess		0	0	0	0	0	0	0	0	0	0	0	0	0	0	0	1
54	Ken Miller		0	0	0	0	0	0	0	0	0	0	0	0	0	0	0	1
03	Thomas Kelley	DNP																
TEAM									2	2	4							0
TOTALS			21	68	6	25	10	12	16	17	33	22	58	10	5	3	4	200
FG 1st (10/29)		34.5	2nd (11/39)		28.2	OT		Game (21/68)		30.9	DEADBALL							
3PT 1st (0/10)		0.0	2nd (6/15)		40.0	OT		Game (6/25)		24.0	REBOUNDS		2					
FT 1st (4/5)		80.0	2nd (6/7)		85.7	OT		Game (10/12)		83.3								

NO.	NAME	F	G	A	3P	3PA	FT	FTA	OR	DR	TOT	PF	PTS	A	TO	BLK	S	MIN
13	Ademola Okulaja	F	0	4	0	1	0	0	2	2	4	4	0	1	1	0	0	29
15	Vince Carter	F	7	13	0	2	6	8	7	3	10	1	20	0	1	1	0	31
33	Antawn Jamison	C	7	15	0	6	11	5	9	14	2	20	0	0	1	1	34	
03	Shammond Williams	G	7	13	2	6	2	1	8	9	1	18	2	4	1	2	38	
05	Ed Cota	G	3	7	0	0	5	6	0	2	2	11	8	3	0	0	33	
04	Makhtar Ndiaye		2	6	0	1	0	0	4	3	7	3	4	0	2	1	0	29
35	Brad Frederick		0	0	0	0	0	0	0	0	0	0	0	0	0	0	0	2
00	Brendan Haywood		0	0	0	0	0	0	1	1	0	0	0	0	0	0	0	4
50	Brian Bersticker		0	0	0	0	0	0	0	0	0	0	0	0	0	0	0	1
24	Max Owens		0	0	0	0	0	0	0	0	0	0	0	0	0	0	0	1
11	Michael Brooker		0	0	0	0	0	0	0	0	0	0	0	0	0	0	0	1
21	Terrence Newby		0	1	0	0	0	0	0	0	0	0	0	0	0	0	0	1
22	Scott Williams		0	0	0	0	0	0	0	0	0	0	0	0	0	0	0	1
TEAM									2	2	4							0
TOTALS			26	59	2	10	19	27	21	30	51	13	73	11	11	4	1	200
FG 1st (16/34)		47.1	2nd (10/25)		40.0	OT		Game (26/59)		44.1	DEADBALL							
3PT 1st (1/6)		16.7	2nd (1/4)		25.0	OT		Game (2/10)		20.0	REBOUNDS		4					
FT 1st (5/5)		100.0	2nd (14/22)		63.6	OT		Game (19/27)		70.4								

Attendance: 23,235

OFFICIALS: SCORE BY PERIODS 1 2 OT OT OT FINAL
 Tim Higgins Michigan State 24 34 58
 Jim Haney North Carolina 38 35 73
 R. Greenwood

1998
2nd

OFFICIAL BASKETBALL BOX SCORE -- GAME TOTALS

UNC CHARLOTTE vs NORTH CAROLINA	3/12/98 12:10 P.M. at HARTFORD CIVIC CENTER HARTFORD, CT										
VISITORS: UNC CHARLOTTE 20-11											
NO.	N A M E	TOT-FG	3-PT	REBOUNDS	PF	TP	A	TO	BLK	S	MIN
04	Johnson, DeMarco	f 9	18	1	3	4	6	5	2	7	3
44	Shaw, Vershille	f 0	2	0	0	0	0	0	4	4	0
21	Price, Kelvin	c 4	6	0	0	1	2	6	0	6	2
03	Colson, Sean	g 8	24	3	12	2	2	1	2	3	21
05	Young, Galen	g 2	8	0	2	3	4	2	4	8	5
13	Hill, Dalonte	g 0	4	0	2	2	2	3	4	7	1
15	Thomas, Marlon		2	3	1	1	0	0	2	2	1
22	Guevara, Diego		6	8	4	5	0	1	1	2	5
25	Tolliver, Dee		0	0	0	0	0	0	0	0	1
TEAM											3
TOTALS			31	73	9	26	12	16	23	20	43
TOTAL FG% 1st Half: 15-36		.417	2nd Half: 13-31		.419	Game: .425		DEADBALL			
3-Pt. FG% 1st Half: 5-12		.417	2nd Half: 3-11		.273	Game: .346		REBOUNDS			
F Throw % 1st Half: 1-2		.500	2nd Half: 9-12		.750	Game: .750		REBOUNDS		3	

HOME TEAM: NORTH CAROLINA 32-3											
NO.	N A M E	TOT-FG	3-PT	REBOUNDS	PF	TP	A	TO	BLK	S	MIN
13	Okulaja, Ademola	f 3	6	1	4	3	3	1	0	1	0
15	Carter, Vince	f 9	15	3	5	3	5	0	7	7	0
04	Ndiaye, Makhtar	c 2	5	0	0	0	0	1	2	5	4
03	Williams, Shammond	g 10	14	6	9	6	6	1	4	5	2
05	Cota, Ed	g 0	4	0	2	2	0	2	2	2	2
00	Haywood, Brendan		1	2	0	0	0	0	2	0	2
33	Jamison, Antawn		6	18	0	0	7	10	5	12	2
TEAM											1
TOTALS			31	64	10	20	21	26	14	20	34
TOTAL FG% 1st Half: 13-29		.448	2nd Half: 13-27		.481	Game: .484		DEADBALL			
3-Pt. FG% 1st Half: 4-9		.444	2nd Half: 5-8		.625	Game: .500		REBOUNDS			
F Throw % 1st Half: 2-5		.400	2nd Half: 11-13		.846	Game: .808		REBOUNDS		4	

OFFICIALS: ED HIGHTOWER, TOM HARRINGTON, DAVID HALL
 TECHNICAL FOULS: none
 UNC CHARLOTTE none
 NORTH CAROLINA none
 ATTENDANCE: 15,105
 SCORE BY PERIODS: 1st 2nd OT1 OT2 OT3 OT4 TOTAL
 UNC CHARLOTTE 36 38 9 83
 NORTH CAROLINA 32 42 19 93

1998 NCAA EAST REGIONAL SECOND ROUND
 NO. 1 SEED NORTH CAROLINA VS. NO. 8 SEED UNC CHARLOTTE
 UNC ADVANCES TO PLAY THE WINNER OF THE MICHIGAN STATE-PRINCETON GAME ON THURSDAY, MARCH 19 IN GREENSBORO, NC.

UNC-Chapel Hill UNC-Charlotte
 36 Pts. in the Paint 44
 9 Pts. off Fastbreak 9
 19 2nd Chance Pts. 18
 16 Pts. off Turnovers 10

OFFICIAL BASKETBALL BOX SCORE -- GAME TOTALS

NAVY vs NORTH CAROLINA	3/12/98 12:20 P.M. at HARTFORD CIVIC CENTER HARTFORD, CT										
VISITORS: NAVY 19-11											
NO.	N A M E	TOT-FG	3-PT	REBOUNDS	PF	TP	A	TO	BLK	S	MIN
15	Sladky, Matt	f 1	7	1	5	0	4	1	3	4	0
35	Booker, Hassan	f 5	13	0	0	0	0	2	3	5	2
21	Williams, Josh	c 1	7	0	0	2	3	5	8	2	4
24	Heary, Michael	g 4	13	1	5	0	1	0	2	2	9
32	Victor, Skip	g 1	7	0	2	2	2	1	3	4	2
03	Hickmon, Terrell		1	4	1	2	0	0	1	0	1
05	Skipworth, Reggie		0	1	0	1	1	2	0	0	0
10	Schuknecht, Seth		0	2	0	1	0	0	0	0	0
19	Toton, Jeremy		1	2	1	2	0	0	0	0	0
33	Williams, Chris		2	7	0	2	1	2	3	3	5
34	Height, Josh		0	0	0	0	0	0	0	0	0
42	Reeder, Robert		0	0	0	0	0	0	0	0	0
45	Williams, John		0	0	0	0	0	0	0	0	0
53	Lookabill, Ryan		3	9	2	5	0	0	2	2	3
55	Savane, Ryan		1	4	0	0	0	1	0	1	2
TEAM											1
TOTALS			20	74	6	20	6	10	12	21	33
TOTAL FG% 1st Half: 11-35		.314	2nd Half: 9-39		.231	Game: .270		DEADBALL			
3-Pt. FG% 1st Half: 4-7		.571	2nd Half: 4-15		.267	Game: .300		REBOUND			
F Throw % 1st Half: 4-7		.571	2nd Half: 2-3		.667	Game: .600		REBOUND		4	

HOME TEAM: NORTH CAROLINA 31-3											
NO.	N A M E	TOT-FG	3-PT	REBOUNDS	PF	TP	A	TO	BLK	S	MIN
13	Okulaja, Ademola	f 1	7	1	5	0	4	1	3	4	0
33	Jamison, Antawn	f 8	15	0	0	1	4	6	8	14	2
04	Ndiaye, Makhtar	c 4	7	0	0	5	8	3	6	9	3
03	Williams, Shammond	g 5	9	1	3	4	4	0	2	2	4
05	Cota, Ed	g 0	2	0	0	2	2	0	4	4	1
00	Haywood, Brendan		5	10	2	3	0	0	2	3	5
05	Cota, Ed		1	1	1	0	0	0	0	0	0
11	Brooker, Michael		1	1	1	0	0	0	1	1	0
21	Newby,										



NCAA TOURNAMENT BOX SCORES

1997 Elite 8 vs. Louisville
1997 Sweet 16 vs. California
1997 2nd Round vs. Colorado
1997 1st Round vs. Fairfield

1997
E-8

1997
16

OFFICIAL BASKETBALL BOX SCORE -- GAME TOTALS

NORTH CAROLINA vs LOUISVILLE
2/23/97 2:40 at CARRIER DOME

HOME: NORTH CAROLINA (28-6)		VISITOR: LOUISVILLE (25-9)	
TOT-FG 3-PT		TOT-FG 3-PT	
FG FGA	FG FGA	FG FGA	FG FGA
13 OKULAJA, ADEMOLA	f 5 7 1 0 0	2 3 5 2 11	0 0 0 2 24
33 JAMISON, ANTAWN	f 6 11 0 0 3	2 4 6 3 15	1 1 0 1 32
45 ZWIKKER, SERGE	c 5 9 0 0 3	4 3 5 8 3	13 0 4 0 2 35
03 WILLIAMS, SHAMMOND	g 6 13 4 7 6	7 1 2 2 22	6 2 0 2 36
15 CARTER, VINCE	g 6 10 1 1 5	6 2 5 7 1	18 5 1 1 2 36
04 NDIAYE, MAKHTAR	0 0 0 0 1	2 0 1 1 1	1 0 0 0 0 2
05 COTA, ED	4 6 0 0 1	5 6 1 2 3	13 9 4 0 3 29
14 SULLIVAN, RYAN	0 0 0 0 0	0 0 0 0 0	0 0 0 0 0 2
22 TYNDALL, WEBB	0 0 0 0 2	2 1 0 1 0	2 1 0 0 0 1
34 MCNAIRY, CHARLIE	0 0 0 0 0	0 0 0 0 0	0 0 0 0 0 1
35 FREDERICK, BRAD	0 1 0 1 0	0 0 0 0 0	0 0 0 0 0 1
54 EVTIMOV, VASCO	1 2 0 1 0	0 0 0 0 1	2 0 0 0 0 1
TEAM REBOUNDS		1 5 6	
TOTALS	33 59	6 12 25 30	13 26 39 15 97 22 12 1 1 2 200

TOTAL FG% 1st Half: 20-32 .625 2nd Half: 13-27 .481 Game: .559 DEADBALL
 3-PT. FG% 1st Half: 5-6 .833 2nd Half: 1-6 .167 Game: .500 REBOUNDS
 F Throw % 1st Half: 9-11 .818 2nd Half: 16-19 .842 Game: .833 2

OFFICIAL BASKETBALL BOX SCORE -- GAME TOTALS

CALIFORNIA vs NORTH CAROLINA
2/21/97 10:15 at CARRIER DOME

HOME TEAM: NORTH CAROLINA (27-6)		VISITOR: CALIFORNIA (23-9)	
TOT-FG 3-PT		TOT-FG 3-PT	
FG FGA	FG FGA	FG FGA	FG FGA
04 GRIGSHY, ALFRED	f 3 10 0 0 0	4 4 4 3 7	3 10 0 2 0 1 29
34 GONZALEZ, TONY	f 1 4 0 0 0	2 6 1 4 5	1 4 0 1 4 0 27
44 STEWART, MICHAEL	c 4 8 0 0 1	3 3 4 7	2 9 0 1 2 0 23
23 DUCK, RANDY	g 6 13 3 7 0	1 1 3 4	4 15 6 2 0 0 36
32 MCGRUDER, PRENTICE	g 0 4 0 4 0	0 1 5 6	2 0 7 2 1 2 36
14 MCQUEEN, ANWAR	g 3 9 2 8 0	0 1 2 3	3 8 2 1 1 4 21
40 MARKS, SEAN	4 7 3 4 0	0 0 2 2	1 11 0 2 0 0 17
54 JONES, KENYON	0 0 0 0 0	0 0 0 0	0 0 0 2 0 0 11
TEAM REBOUNDS		1 2 3	
TOTALS	21 55	8 23 7 14	12 25 37 16 57 16 16 4 7 200

TOTAL FG% 1st Half: 10-26 .385 2nd Half: 11-29 .379 Game: .382 DEADBALL
 3-PT. FG% 1st Half: 2-9 .222 2nd Half: 6-14 .429 Game: .348 REBOUNDS
 F Throw % 1st Half: 4-6 .667 2nd Half: 3-8 .375 Game: .500 1

HOME TEAM: NORTH CAROLINA (27-6)		VISITOR: LOUISVILLE (25-9)	
TOT-FG 3-PT		TOT-FG 3-PT	
FG FGA	FG FGA	FG FGA	FG FGA
13 OKULAJA, ADEMOLA	f 2 4 1 2 0	0 1 5 6	3 5 1 3 0 1 30
33 JAMISON, ANTAWN	f 8 15 0 0 5	8 1 7 8	2 21 1 2 0 0 35
45 ZWIKKER, SERGE	c 2 8 0 0 2	2 2 8 10	4 6 1 2 2 0 36
0 WILLIAMS, SHAMMOND	g 4 8 4 7 0	0 0 2 2	0 12 3 2 0 1 33
15 CARTER, VINCE	g 5 10 2 4 2	2 0 3 3	2 14 0 0 0 1 29
04 NDIAYE, MAKHTAR	0 0 0 0 0	0 0 0 0	0 2 0 0 0 1 4
05 COTA, ED	1 4 1 1 2	5 0 2 2	1 5 8 5 0 2 33
TEAM REBOUNDS		2 1 3	
TOTALS	22 49	8 14 11 17	6 28 34 14 63 14 14 2 6 200

TOTAL FG% 1st Half: 11-24 .458 2nd Half: 11-25 .440 Game: .449 DEADBALL
 3-PT. FG% 1st Half: 4-8 .500 2nd Half: 4-6 .667 Game: .571 REBOUNDS
 F Throw % 1st Half: 2-2 1.000 2nd Half: 9-15 .600 Game: .647 2

HOME TEAM: NORTH CAROLINA (27-6)		VISITOR: CALIFORNIA (23-9)	
TOT-FG 3-PT		TOT-FG 3-PT	
FG FGA	FG FGA	FG FGA	FG FGA
13 OKULAJA, ADEMOLA	f 2 4 1 2 0	0 1 5 6	3 5 1 3 0 1 30
33 JAMISON, ANTAWN	f 8 15 0 0 5	8 1 7 8	2 21 1 2 0 0 35
45 ZWIKKER, SERGE	c 2 8 0 0 2	2 2 8 10	4 6 1 2 2 0 36
0 WILLIAMS, SHAMMOND	g 4 8 4 7 0	0 0 2 2	0 12 3 2 0 1 33
15 CARTER, VINCE	g 5 10 2 4 2	2 0 3 3	2 14 0 0 0 1 29
04 NDIAYE, MAKHTAR	0 0 0 0 0	0 0 0 0	0 2 0 0 0 1 4
05 COTA, ED	1 4 1 1 2	5 0 2 2	1 5 8 5 0 2 33
TEAM REBOUNDS		2 1 3	
TOTALS	22 49	8 14 11 17	6 28 34 14 63 14 14 2 6 200

TOTAL FG% 1st Half: 11-24 .458 2nd Half: 11-25 .440 Game: .449 DEADBALL
 3-PT. FG% 1st Half: 4-8 .500 2nd Half: 4-6 .667 Game: .571 REBOUNDS
 F Throw % 1st Half: 2-2 1.000 2nd Half: 9-15 .600 Game: .647 2

OFFICIALS: CURTIS SHAW, JOHN CAHILL, STAN REYNOLDS
 TECHNICAL FOULS:
 NORTH CAROLINA - none
 LOUISVILLE - none
 ATTENDANCE: 30,230
 SCORE BY PERIODS:
 NORTH CAROLINA 54 43 0 0 0 0 97
 LOUISVILLE 33 41 0 0 0 0 74
 COMMENTS: 1997 NCAA EAST REGIONAL FINAL

OFFICIALS: JIM BURR, MIKE FOOTTE, PAUL JANSEN
 TECHNICAL FOULS:
 CALIFORNIA - none
 NORTH CAROLINA - none
 ATTENDANCE: 30,617
 SCORE BY PERIODS:
 CALIFORNIA 26 31 0 0 0 0 57
 NORTH CAROLINA 28 35 0 0 0 0 63
 COMMENTS: 1997 NCAA EAST REGION SEMI-FINAL

NCAA BASKETBALL BOX SCORE 03-15-97 Winston-Salem, NC

HOME: North Carolina 25-6		VISITOR: Wake Forest University 11-19	
TOT-FG 3-PT		TOT-FG 3-PT	
FG FGA	FG FGA	FG FGA	FG FGA
Artice Moore	F 3 10 1 5 0	1 4 5 5 7	0 2 1 1 26
Fred Edmons	F 8 14 0 0 2	5 3 3 6 3	18 1 2 0 0 30
Ronnie Degray	C 1 5 0 0 1	4 0 1 1 5	3 0 1 1 0 23
04 Chauncey Billups	G 5 16 1 9 0	0 1 5 6 11	3 1 0 2 35
10 Will Smith	G 1 1 1 1 0	0 0 0 2 3	0 1 0 0 0 13
05 Howard Frier	1 3 0 0 0	0 0 1 2 3	1 2 5 1 0 2 21
13 Charlie Melvin	1 3 0 0 0	0 0 3 3 1	2 5 1 0 0 2 21
45 Dennis Griffin	2 3 0 0 0	0 1 1 2 3	4 0 0 0 0 7
42 Greg Jensen	1 3 0 2 0	0 0 1 1 2	0 2 1 1 0 0 12
15 Rick Brownstein	0 0 0 0 0	0 0 0 0 0	0 0 0 0 1 2
21 Devon Gilchrist	1 1 0 0 0	0 0 0 0 0	0 2 0 0 0 0 8
12 Marlon Hughes	1 3 0 1 0	0 0 0 0 0	0 2 0 0 0 0 8
11 Josh Townsend	DNP-		
TEAM		0 3 3	
TOTALS	25 62	3 18 3 10	8 23 31 22 56 11 10 2 7 200

FG 1st (14/31) 45.2 2nd (11/31) 35.5 OT Game (25/62) 40.3 DEADBALL
 3PT 1st (3/12) 25.0 2nd (0/6) 0.0 OT Game (3/18) 16.7 REBOUNDS 3
 FT 1st (0/0) 0.0 2nd (3/10) 30.0 OT Game (3/10) 30.0

HOME: North Carolina 25-6		VISITOR: Wake Forest University 11-19	
TOT-FG 3-PT		TOT-FG 3-PT	
FG FGA	FG FGA	FG FGA	FG FGA
13 Ademola Okulaja	F 3 5 2 3 4	5 3 8 11	4 12 4 0 0 0 36
33 Antawn Jamison	F 7 21 0 0 3	5 8 8 16	2 19 0 3 0 1 35
45 Serge Zwikker	C 2 12 0 0 2	3 4 7 11	4 6 0 4 1 0 35
03 Shammond Williams	G 6 14 1 8 2	4 1 0 1	1 15 2 2 0 0 36
15 Vince Carter	G 1 3 0 1 0	0 0 1 1	2 2 1 0 0 0 9
05 Ed Cota	6 7 2 2 2	2 1 5 6	1 16 5 4 0 1 35
04 Makhtar Ndiaye	1 2 0 0 0	0 0 0 0	0 2 0 0 0 0 7
34 Charlie McNairy	0 0 0 0 0	0 0 0 0	0 0 0 0 0 1 2
14 Ryan Sullivan	0 0 0 0 0	0 0 0 0	0 0 0 0 0 1
21 Terrence Newby	0 0 0 0 1	2 1 0 1	0 1 0 0 0 0 1
35 Brad Frederick	0 0 0 0 0	0 0 0 0	0 0 0 0 0 1
22 Webb Tyndall	0 0 0 0 0	0 0 0 0	0 0 0 0 0 1
54 Vasco Evtimov	0 0 0 0 0	1 0 1 0	0 0 0 0 0 1
11 Michael Brooker	DNP-		
TEAM		1 3 4	
TOTALS	26 65	5 14 16 24	20 32 52 13 73 12 15 1 3 200

FG 1st (14/38) 36.8 2nd (12/27) 44.4 OT Game (25/65) 40.0 DEADBALL
 3PT 1st (2/8) 25.0 2nd (3/6) 50.0 OT Game (5/14) 35.7 REBOUNDS 5
 FT 1st (0/1) 0.0 2nd (16/23) 69.6 OT Game (16/24) 66.7

Attendance: 14,368
 OFFICIALS: SCORE BY PERIODS 1 2 OT OT OT FINAL
 Curtis Shaw Colorado 31 25 56
 Art McDonald North Carolina 30 43 73
 Larry Lembo
 TECHNICAL FOULS:
 INDIVIDUAL:
 Colorado (1) 9:18 2nd
 PLUS/US OFF TURNOVERS: North Carolina 10 Colorado 14
 SECOND CHANCE POINTS: North Carolina 14 Colorado 14

NCAA BASKETBALL BOX SCORE 03-13-97 Winston-Salem, NC

HOME: Wake Forest University 11-19		VISITOR: Fairfield 11-19	
TOT-FG 3-PT		TOT-FG 3-PT	
FG FGA	FG FGA	FG FGA	FG FGA
John Tice	F 5 12 2 6 2	4 1 1 2	1 14 4 5 0 0 35
Shannon Bowman	F 6 10 0 1 2	2 2 1 4	5 3 14 3 0 0 0 38
Darren Phillip	C 2 5 0 0 2	2 2 1 6	7 2 6 0 0 0 0 18
22 Greg Francis	G 8 13 8 12	2 2 3 6	5 26 2 3 0 0 39
23 Kyle Commodore	G 2 5 2 5 0	0 0 1 1	1 6 5 2 0 0 31
14 Sunday Eniojukan	2 5 0 0 2	3 3 4 7	5 6 0 0 1 0 21
12 Mike Horan	0 0 0 0 0	0 0 0 0	0 0 0 0 0 0 4
22 Brent Wall	0 1 0 0 2	2 0 1 1	0 2 1 0 0 0 10
15 Didier Boucard	0 0 0 0 0	0 0 1 1	0 0 1 1 0 0 3
15 Peter Van Rij	0 0 0 0 0	0 0 0 0	0 0 0 0 0 0 1
14 Andy Buzbee	DNP-		
4 Pete Williams	DNP-		
13 Shane Miller	DNP-		
TEAM		3 1 4	
TOTALS	25 51	12 24 12 15	12 22 34 14 74 17 11 1 0 200

FG 1st (14/25) 56.0 2nd (11/26) 42.3 OT Game (25/51) 49.0 DEADBALL
 PT 1st (6/11) 54.5 2nd (6/13) 46.2 OT Game (12/24) 50.0 REBOUNDS 2
 FT 1st (1/4) 25.0 2nd (11/11) 100.0 OT Game (12/15) 80.0

HOME: North Carolina 25-6		VISITOR: Fairfield 11-19	
TOT-FG 3-PT		TOT-FG 3-PT	
FG FGA	FG FGA	FG FGA	FG FGA
3 Ademola Okulaja	F 2 5 1 3 2	2 1 1 2	1 7 3 1 1 2 24
33 Antawn Jamison	F 7 11 0 0 1	3 2 2 4	4 15 0 1 0 0 35
5 Serge Zwikker	C 9 17 0 0 1	2 7 6 13	3 19 1 0 4 0 39
3 Shammond Williams	G 5 13 3 9	2 4 2 1	2 3 1 12 7 0 0 1 37
5 Vince Carter	G 9 14 2 6	2 2 3 1	1 2 3 2 2 1 0 1 35
5 Ed Cota	1 4 0 0 0	0 0 1 1	0 2 10 0 0 1 29
4 Makhtar Ndiaye	0 0 0 0 0	0 0 1 1	0 0 0 0 0 0 1
1 Terrence Newby	DNP-		
2 Webb Tyndall	DNP-		
1 Michael Brooker	DNP-		
1 Charlie McNairy	DNP-		
3 Brad Frederick	DNP-		
1 Ryan Sullivan	DNP-		
1 Vasco Evtimov	DNP-		
TEAM		1 1 2	
TOTALS	33 64	6 18 10 14	13 15 28 12 82 22 6 6 200

FG 1st (11/29) 37.9 2nd (22/35) 62.9 OT Game (33/64) 51.6 DEADBALL
 FT 1st (3/9) 33.3 2nd (3/9) 33.3 OT Game (6/18) 33.3 REBOUNDS 0
 FT 1st (3/4) 75.0 2nd (7/10) 70.0 OT Game (10/14) 71.4

Attendance: 14,368
 OFFICIALS: SCORE BY PERIODS 1 2 OT OT OT FINAL
 Reynolds Fairfield 35 39 74
 Oton North Carolina 28 54 82
 Jer



NCAA TOURNAMENT BOX SCORES

1995 Sweet 16 vs. Georgetown
1995 2nd Round vs. Iowa State
1995 1st Round vs. Murray State
1994 2nd Round vs. Boston College

OFFICIAL NCAA BASKETBALL BOX SCORE Date: 3/23/95 Arena: Birmingham-Jefferson Civic Cen

1995 16

No.	Total FG		3-Point		Rebounds		PF	TP	A	TO	BLK	S	MIN			
	FG	FGA	FG	FGA	OR	DR										
50 O. Harrington-F	7	16	0	0	4	5	8	3	11	3	18	2	0	1	2	31
42 Jerome Williams-F	6	8	0	0	4	6	4	6	10	2	16	1	1	0	0	36
52 Don Reid-C	0	2	0	0	1	2	3	5	3	1	0	2	2	1	0	21
4 John Jacques-G	1	9	0	0	3	0	1	2	3	1	2	1	0	0	0	28
3 Allen Iverson-G	8	20	2	4	6	9	3	5	8	5	24	3	4	0	0	35
10 Eric Myles	0	2	0	0	2	0	0	0	0	0	0	0	1	0	0	4
11 Irvin Church	1	5	1	3	0	0	1	0	1	0	3	0	0	0	0	14
13 Brendan Gaughan	0	0	0	0	0	0	0	0	0	0	0	0	0	0	0	0
22 Boucar Aw	0	5	0	0	0	0	3	2	5	4	0	2	1	0	1	21
25 Jerry Nichols	0	0	0	0	0	0	0	0	0	0	0	0	0	0	0	1
32 Kevin Millen	0	2	0	0	0	0	0	0	0	0	0	0	0	0	0	7
34 James Reed	0	0	0	0	0	0	0	0	0	0	0	0	0	0	0	0
44 Cheikh Dia	0	0	0	0	0	0	0	0	0	0	0	0	0	0	0	0
55 Jahdi White	0	0	0	0	0	0	0	0	0	0	0	0	0	0	0	2
TEAM REBOUNDS (included in Totals)							1	1	2							
TOTALS	23	69	3	12	15	22	23	22	45	18	64	9	9	4	6	200
TOTAL FG%: 1st Half	10/37 (27.0)		2nd Half		13/32 (40.6)		Game 23/69 (33.3)		Deadball							
3-PT FG%: 1st Half	0/4 (00.0)		2nd Half		3/8 (37.5)		Game 3/12 (25.0)		rebounds		4					
FT%: 1st Half	6/9 (66.7)		2nd Half		9/13 (69.2)		Game 15/22 (68.2)									

No.	Total FG		3-Point		Rebounds		PF	TP	A	TO	BLK	S	MIN			
	FG	FGA	FG	FGA	OR	DR										
24 Dante Calabria-F	5	21	4	0	0	2	4	6	3	8	1	3	0	0	34	
42 J. Stackhouse-F	5	9	0	0	2	5	3	4	7	1	12	4	3	3	1	35
30 R. Wallace-C	10	13	0	0	2	4	6	12	4	22	0	1	6	1	31	
5 Jeff McInnis-G	1	8	0	5	3	4	1	2	3	3	5	4	2	0	1	32
21 D. Williams-G	6	14	4	9	4	6	0	2	2	20	2	2	0	0	34	
3 Pat Sullivan	0	2	0	1	2	2	1	0	1	0	2	1	0	0	8	
4 David Neal	0	0	0	0	0	0	0	0	0	0	0	0	0	0	0	
14 Ryan Sullivan	0	0	0	0	0	0	0	0	0	0	0	0	0	0	0	
15 S. Williams	0	0	0	0	0	0	0	0	0	0	0	0	0	0	0	
22 Pearce Landry	1	6	1	5	0	0	2	3	5	3	3	1	1	0	17	
34 Charlie McNairy	0	0	0	0	0	0	0	0	0	0	0	0	0	0	0	
40 Ed Geth	0	0	0	0	0	0	0	0	0	0	0	0	0	0	0	
44 Clyde Lynn	0	0	0	0	0	0	0	0	0	0	0	0	0	0	0	
45 Serge Zwikker	1	2	0	0	0	0	0	1	1	2	2	0	0	1	0	8
50 Octavus Barnes	0	0	0	0	0	0	0	0	0	0	0	0	0	0	0	
TEAM REBOUNDS (included in Totals)							1	3	4							
TOTALS	27	59	7	24	13	21	16	25	41	18	74	13	12	11	3	200
TOTAL FG%: 1st Half	13/31 (41.9)		2nd Half		14/28 (50.0)		Game 27/59 (45.8)		Deadball							
3-PT FG%: 1st Half	6/16 (37.5)		2nd Half		1/8 (12.5)		Game 7/24 (29.2)		rebounds		3					
FT%: 1st Half	3/4 (75.0)		2nd Half		10/17 (58.8)		Game 13/21 (61.9)									

Technical fouls: None
Attendance: 17,455
Officials: Tom Harrington, Paul Janssen, Mike Szazere

SCORE BY PERIODS	1ST	2ND	OT	FINAL
GEORGETOWN	28	39		64
NORTH CAROLINA	35	39		74

OFFICIAL NCAA BASKETBALL BOX SCORE 03-19-95 Tallahassee, FL
Licensed to: Florida State

1995 2nd

No.	Total FG		3-Point		Rebounds		PF	TP	A	TO	BLK	S	MIN				
	FG	FGA	FG	FGA	OR	DR											
James Hamilton	F	1	2	0	0	0	0	3	6	9	3	2	0	1	27		
53 Hurli Beechum	F	4	12	3	10	0	0	0	1	1	0	1	3	0	0	32	
40 Loren Meyer	C	6	12	0	0	3	4	3	1	4	3	15	0	4	0	26	
10 Jacy Holloway	G	1	1	0	0	0	0	0	2	2	1	2	5	1	0	1	33
32 Fred Hoiberg	G	5	15	2	10	0	0	0	4	4	1	12	0	3	0	2	39
03 Joe Modderman	0	0	0	0	0	0	0	0	0	0	0	0	0	0	0	1	
04 Derrick Hayes	0	3	0	1	0	0	0	0	0	0	2	0	0	1	0	8	
05 Jason Kinbrough	0	0	0	0	0	0	0	0	0	0	1	0	1	3	0	7	
13 Joe Hebert	DNP-																
22 Suan Jackson	0	0	0	0	0	0	0	0	0	0	0	0	0	0	0	2	
34 David Hickman	DNP-																
42 Julius Michalik	4	9	0	2	1	2	0	1	1	2	9	3	1	0	2	25	
TEAM							3	1	4								
TOTALS	21	54	5	23	4	6	9	16	25	13	51	12	15	0	8	200	
FG 1st (11/ 26)	42.3	2nd (10/ 28)	35.7	OT	Game (21/ 54)		38.9	DEADBALL									
3PT 1st (3/ 11)	27.3	2nd (2/ 12)	16.7	OT	Game (5/ 23)		21.7	REBOUNDS	4								
FT 1st (0/ 0)	0.0	2nd (4/ 6)	66.7	OT	Game (4/ 6)		66.7										

No.	Total FG		3-Point		Rebounds		PF	TP	A	TO	BLK	S	MIN				
	FG	FGA	FG	FGA	OR	DR											
Jerry Stackhouse	F	4	8	3	5	4	4	0	4	4	15	2	7	1	1	35	
Dante Calabria	F	5	9	3	5	0	0	2	2	1	13	2	0	0	1	32	
30 Rasheed Wallace	C	3	7	0	0	1	2	3	4	7	3	7	1	1	1	30	
21 Donald Williams	G	6	12	2	3	1	2	1	2	1	0	15	2	0	0	1	36
05 Jeff McInnis	G	4	10	0	4	0	1	1	7	8	2	8	1	2	0	33	
03 Pat Sullivan	4	4	0	0	0	0	1	3	4	0	8	1	1	1	1	15	
04 David Neal	1	1	0	0	0	0	1	0	1	0	2	0	0	0	0	0	
15 Shamond Williams	DNP-																
22 Pearce Landry	2	3	1	1	0	0	0	1	1	0	5	0	4	0	1	16	
34 Charlie McNairy	0	0	0	0	0	0	0	0	0	0	0	0	0	0	0	0	
40 Ed Geth	DNP-																
44 Clyde Lynn	0	0	0	0	0	0	0	0	0	0	0	0	0	0	0	0	
45 Serge Zwikker	0	1	0	0	0	0	0	0	0	0	0	0	0	0	0	3	
50 Octavus Barnes	0	1	0	1	0	0	0	0	0	0	0	0	0	0	0	0	
TEAM							4	2	6								
TOTALS	29	56	9	19	6	9	11	24	35	11	73	9	15	3	6	200	
FG 1st (11/ 22)	50.0	2nd (18/ 34)	52.9	OT	Game (29/ 56)		51.8	DEADBALL									
3PT 1st (3/ 7)	42.9	2nd (6/ 12)	50.0	OT	Game (9/ 19)		47.4	REBOUNDS	1								
FT 1st (2/ 2)	100.0	2nd (4/ 7)	57.1	OT	Game (6/ 9)		66.7										

Technical Fouls: 0
Attendance: 8,740
Officials: Joseph Silvester, Frank Bosone

SCORE BY PERIODS	1	2	OT	OT	OT	FINAL
Iowa State	25	26				51
North Carolina	27	46				73

Licensed to: Florida State

FINAL BOX

1995 1st

No.	Total FG		3-Point		Rebounds		PF	TP	A	TO	BLK	S	MIN			
	FG	FGA	FG	FGA	OR	DR										
23 Fred Walker	F	0	2	0	1	0	1	3	2	5	4	0	1	0	1	29
50 Dwayne Davis	F	0	1	0	0	0	0	1	1	0	0	0	0	0	0	17
05 Marcus Brown	G	9	20	2	7	6	6	1	5	6	3	26	2	0	0	39
22 Vincent Rainey	G	9	21	1	4	2	4	4	8	5	21	1	2	0	6	35
34 William Moore	G	5	16	4	10	0	2	2	4	4	14	3	1	0	3	32
03 Nathan Howard	0	1	0	1	0	0	0	0	0	0	0	0	0	0	0	0
04 Stacey Barry	0	1	0	0	0	0	0	0	0	0	0	0	0	0	0	5
10 Kenneth Taylor	0	1	0	1	0	0	0	0	2	0	0	1	0	0	0	14
11 Jarrod Martin	0	0	0	0	0	0	0	1	1	0	0	0	0	0	0	0



NCAA TOURNAMENT BOX SCORES

1994 1st Round vs. Liberty
 1993 National Championship vs. Michigan
 1993 National Semifinal vs. Kansas
 1993 Elite 8 vs. Cincinnati

OFFICIAL NCAA BASKETBALL BOX SCORE Date 3/18/94 Site Landover, MD

1994 1st

No.	W*	L*	FG	FGA	3P	3PA	FT	FTA	Rebounds	PF	TP	A	TO	BLK	S	MIN											
05	WILLIAMS, Barryl	f	3	11	1	5	0	0	2	4	6	2	7	5	2	0	1	37									
45	CHAPMAN, Jody	f	4	7	3	5	0	0	1	4	5	2	11	1	2	0	0	30									
42	DIXON, Jason	c	1	4	0	0	2	2	1	5	6	2	4	0	2	2	3	25									
10	TOOMER, Chris	g	2	10	1	6	0	0	3	0	3	3	5	3	0	0	1	30									
20	HILDBRAND, Matt	g	6	16	5	13	3	4	1	0	1	2	20	5	5	0	2	36									
00	ALUHNA, Peter		2	7	0	0	0	0	0	6	6	4	4	0	1	3	2	24									
03	TAYLOR, Barry		0	4	0	4	0	0	0	0	0	0	0	0	0	0	0	3									
04	POTHOVEN, Eric		0	2	0	0	0	0	1	0	1	3	0	0	1	0	0	8									
21	ANTHONY, Brett		0	0	0	0	0	0	0	0	0	0	0	0	2	0	0	5									
32	BENTON, Kevin		0	0	0	0	0	0	0	0	0	0	0	0	0	0	0	1									
33	HUNTER, Darrius		0	1	0	1	0	0	0	0	0	0	0	0	0	0	0	1									
TEAM REBOUNDS (Included in Totals)												2	1	3													
TOTALS												18	62	10	34	5	6	11	20	31	18	51	14	15	5	9	200

TOTAL FG%: 1st half .321 2nd half .265 Game .290
 3-Pt FG%: 1st half .235 2nd half .353 Game .294
 FT%: 1st half 1.000 2nd half .500 Game .833

HOME (Last name, first) (Indicate starters by position or with an asterisk)

No.	W*	L*	FG	FGA	3P	3PA	FT	FTA	Rebounds	PF	TP	A	TO	BLK	S	MIN											
30	WALLACE, Rasheed	f	7	13	0	0	4	4	2	8	10	3	18	0	0	1	28										
31	REESE, Brian	f	1	5	0	1	0	0	0	2	2	0	2	0	0	0	14										
00	MONTRUSS, Eric	c	8	12	0	0	1	3	7	0	2	17	0	1	3	1	31										
14	PHELPS, Derrick	g	2	4	1	1	4	5	1	2	3	0	9	4	6	0	33										
21	WILLIAMS, Donald	g	5	11	0	0	1	0	2	3	3	10	1	0	0	0	28										
04	DAVIS, Larry		1	1	0	0	0	0	0	0	0	1	0	0	0	0	1										
05	McINNIS, Jeff		0	1	0	0	3	4	1	0	1	0	3	4	2	0	1	7									
22	LANDRY, Pearce		0	0	0	0	0	0	0	1	0	0	0	0	0	0	1										
24	CALABRIA, Dante		0	4	0	2	4	4	1	3	4	0	4	3	0	0	16										
33	SALVADORI, Kevin		0	0	0	0	0	1	5	6	0	0	0	1	3	0	20										
42	STACKHOUSE, Jerry		1	6	0	1	4	4	2	2	4	2	6	0	6	0	1	20									
45	ZWIKKER, Serge		0	0	0	0	0	0	0	0	0	0	0	0	0	0	1										
TEAM REBOUNDS (Included in Totals)												3	2	5													
TOTALS												25	57	1	6	20	24	15	34	49	8	71	12	16	7	9	200

TOTAL FG%: 1st half .357 2nd half .517 Game .439
 3-Pt FG%: 1st half .000 2nd half .333 Game .167
 FT%: 1st half .857 2nd half .800 Game .833

Technical fouls: None
 Attendance: 64,151
 Officials: Scott Thornley, Deany Freund, Ed L. Gaerden

NCAA 8882-832

1993 NCAA FINAL FOUR *** NATIONAL CHAMPIONSHIP *** FINAL

1993 FF

OFFICIAL NCAA BASKETBALL BOX SCORE Date 4-5-93 Arena Louisiana Superdome City, State La.

No.	W*	L*	FG	FGA	3P	3PA	FT	FTA	Rebounds	PF	TP	A	TO	BLK	S	MIN											
31	REESE, Brian	F	2	7	0	1	4	4	1	5	1	8	3	2	0	0	27										
34	LYNCH, George	F	6	12	0	0	1	9	10	3	12	1	1	2	1	28											
00	MONTRUSS, Eric	C	5	11	0	0	6	9	2	3	5	2	16	0	0	1	31										
14	PHELPS, Derrick	G	4	6	0	1	1	2	1	2	3	0	9	6	5	0	36										
21	WILLIAMS, Donald	G	8	12	5	7	4	4	0	1	1	25	1	1	0	1	31										
3	SULLIVAN, Pat		1	2	1	2	1	2	0	1	2	3	1	0	0	0	14										
33	SALVADORI, Kevin		0	0	0	0	2	2	2	4	1	2	1	0	1	0	18										
5	RODL, Henrik		1	4	0	2	0	0	0	0	0	2	0	1	0	2	11										
24	CALABRIA, Dante		0	0	0	0	0	0	0	0	0	0	0	0	0	0	1										
55	WENSTROM, Matt		0	1	0	0	0	0	0	0	0	0	0	0	0	0	2										
11	CHERRY, Scott		0	0	0	0	0	0	0	0	0	0	0	0	0	0	1										
TEAM REBOUNDS (Included in Totals)												0	0	0													
TOTALS												27	55	5	11	18	23	10	19	29	10	77	13	10	4	7	200

TOTAL FG%: 1st half .412 (14-34) 2nd half .619 (13-21) Game .491
 3-Pt FG%: 1st half .333 (2-6) 2nd half .600 (3-5) Game .455
 FT%: 1st half .923 (12-13) 2nd half .600 (6-10) Game .783

HOME (Last name, first) (Indicate starters by position or with an asterisk)

No.	W*	L*	FG	FGA	3P	3PA	FT	FTA	Rebounds	PF	TP	A	TO	BLK	S	MIN											
4	WEBBER, Chris	F	11	18	0	1	1	2	5	6	11	2	23	1	1	3	33										
21	JACKSON, Ray	F	2	3	0	0	2	2	0	1	1	5	6	1	2	0	1	20									
25	HOWARD, Juwan	C	3	8	1	1	4	3	7	3	7	3	2	0	0	0	34										
5	ROSE, Jalen	G	5	12	2	6	0	0	1	1	3	12	4	6	0	0	40										
24	KING, Jimmy	G	6	13	1	5	2	2	1	5	6	2	15	4	1	0	34										
42	RILEY, Eric		1	3	0	0	0	2	1	3	1	2	1	1	1	1	14										
3	PELLINCA, Rob		2	4	2	3	0	0	1	1	2	1	6	1	0	0	17										
14	TALLEY, Michael		0	0	0	0	0	0	0	0	1	0	1	1	0	0	14										
32	VOSKUIJL, James		0	1	0	0	0	0	0	0	0	0	0	1	0	0	4										
TEAM REBOUNDS (Included in Totals)												0	2	2													
TOTALS												30	62	5	15	6	7	13	20	33	18	71	17	14	4	4	200

TOTAL FG%: 1st half .448 (13-29) 2nd half .515 (17-33) Game .484
 3-Pt FG%: 1st half .500 (4-8) 2nd half .143 (1-7) Game .333
 FT%: 1st half .857 (6-7) 2nd half --- (0-0) Game .857

Technical fouls: Mich. Bench (excessive TOS)
 Attendance: 64,151
 Officials: Ed Hightower (R), Tom Harrington (U1), Jim Stupin (U2), Andre Patillo (alt.)

NCAA 8882-832

1993 NCAA FINAL FOUR *** NATIONAL SEMIFINAL NO. 1 *** FINAL

1993 FF

OFFICIAL NCAA BASKETBALL BOX SCORE Date 4-3-93 Arena Louisiana Superdome City, State La.

No.	W*	L*	FG	FGA	3P	3PA	FT	FTA	Rebounds	PF	TP	A	TO	BLK	S	MIN											
32	HANCOCK, Darrin	F	2	5	0	0	2	2	2	3	5	1	6	1	2	1	23										
34	SCOTT, Richard	F	3	5	0	0	2	2	1	0	1	5	8	1	2	0	1	23									
51	PAULEY, Eric	C	2	5	0	0	1	1	2	7	9	3	5	2	1	0	0	27									
23	WALTERS, Rex	G	7	15	5	9	0	0	0	0	2	19	5	6	0	1	32										
30	JORDAN, Adonis	G	7	13	5	7	0	0	1	1	19	4	3	0	1	35											
10	RAYFORD, Calvin		0	0	0	0	0	0	0	0	0	0	0	0	0	0	5										
20	WOODBERRY, Steve		2	5	0	2	0	0	1	1	2	4	4	2	2	0	20										
12	RICHEY, Patrick		1	4	0	0	2	2	2	1	2	0	0	0	2	0	17										
00	OSTERTAG, Greg		0	2	0	0	2	2	1	1	2	3	2	0	0	1	12										
33	GURLEY, Greg		1	2	1	1	0	0	0	0	0	3	0	0	0	0	5										
21	PEARSON, Sean		0	1	0	1	0	0	0	0	0	0	0	0	0	0	1										
TEAM REBOUNDS (Included in Totals)												1	1	2													
TOTALS												25	57	11	20	7	7	10	14	24	20	68	15	16	4	5	200

TOTAL FG%: 1st half .481 (13-27) 2nd half .400 (12-30) Game .439
 3-Pt FG%: 1st half .455 (5-11) 2nd half .667 (6-9) Game .550
 FT%: 1st half 1.000 (5-5) 2nd half 1.000 (2-2) Game 1.000

HOME (Last name, first) (Indicate starters by position or with an asterisk)

No.	W*	L*	FG	FGA	3P	3PA	FT	FTA	Rebounds	PF	TP	A	TO	BLK	S	MIN		
31	REESE, Brian	F	3	5	0	0	1	2	3	1	4	0	7	6	3	0	0	23
34	LYNCH, George	F	5	12	4	6	5	10	3	14	0	3	0	0	2	34		
00	MONTRUSS, Eric	C	9	14	0	0	5	8	2	2	4	23	1	3	0	2	26	
14	PHELPS, Derrick	G	1	3	1	2	2	3	5	2	3	6	4	0	2	30		
21	WILLIAMS, Donald	G	7	11	5	7	6	6	0	3	1	25	0	1	0	1	29	
3	SULLIVAN, Pat		0	2	0	0	0	0	1	1	1	0	1	0	0	1	17	
5	RODL, Henrik		0	0	0	0	0	0	0	0	2	0	2	1	0	0	20	
33	SALVADORI, Kevin		3	5	0	0	1	2	3	0	6	1	0	1	0	1	18	
24	CALABRIA, Dante																	



NCAA TOURNAMENT BOX SCORES

1992 2nd Round vs. Alabama
 1992 1st Round vs. Miami (Ohio)
 1991 National Semifinal vs. Kansas
 1991 Elite 8 vs. Temple

OFFICIAL NCAA, BASKETBALL BOX SCORE

Date 3/21/92 Site Riverfront Coliseum

1992 2nd

No.	NAME	Total FG		3-point		FT	FTA	Rebounds		PF	TP	A	TO	BLK	S	MIN	
		FG	FGA	FG	FGA			Off	Def								Tot
25	HORRY, Robert	6	15	1	6	1	2	5	3	8	4	14	0	4	3	38	
42	SPREWELL, Latrel	2	15	1	6	0	0	2	5	7	2	5	2	0	0	1	38
21	MOORE, Cedric	0	5	0	0	7	8	3	1	4	3	7	0	1	0	0	29
12	WASHINGTON, Elli	1	3	1	3	0	0	1	2	5	3	0	0	1	0	0	25
31	ROBINSON, James	9	23	4	13	0	0	1	3	4	3	22	1	2	0	0	40
35	CAFFEY, Jason	2	7	0	0	0	0	0	5	5	1	4	0	0	0	1	20
23	RICH, Darby	0	1	0	0	0	0	1	0	1	1	0	2	2	0	0	9
04	RICE, Kenneth	0	0	0	0	0	0	0	0	0	0	0	0	0	0	0	1
TEAM REBOUNDS (included in Totals)												0	0	0			
TOTALS		20	69	7	28	8	10	13	18	31	19	55	5	10	3	8	200

TOTAL FG%: 1st half 9/31 .290 2nd half 11/38 .289 Game 20/69 .290
 3-PT. FG%: 1st half 2/8 .250 2nd half 5/20 .250 Game 7/28 .250
 FT%: 1st half 5/6 .833 2nd half 3/4 .750 Game 8/10 .800

HOME (Last name, first) (Indicate starters by position or with an asterisk)																	
No.	NAME	Total FG		3-point		FT	FTA	Rebounds		PF	TP	A	TO	BLK	S	MIN	
		FG	FGA	FG	FGA			Off	Def								Tot
31	REESE, Brian	4	7	0	0	5	7	2	5	7	0	13	2	1	0	26	
34	LYNCH, George	5	8	0	0	0	0	3	6	9	4	10	2	7	2	29	
00	MONTROSS, Eric	5	8	0	0	2	2	1	5	6	4	12	0	3	0	0	27
14	PHELPS, Derrick	2	9	0	0	2	4	1	7	8	1	6	6	5	1	40	
40	DAVIS, Hubert	6	15	0	0	6	4	6	3	4	7	0	16	0	1	0	32
05	RODL, Henrik	2	2	0	0	0	0	2	2	2	4	1	1	5	0	21	
03	SULLIVAN, Pat	1	1	0	0	0	0	2	3	5	1	2	3	0	0	10	
33	SALVADORI, Kevin	0	2	0	0	0	0	1	1	2	3	0	0	1	2	0	12
55	WENSTROM, Matt	0	0	0	0	1	2	1	0	1	0	1	0	0	0	3	
TEAM REBOUNDS (included in Totals)												0	2	2			
TOTALS		25	52	0	6	14	21	14	35	49	15	64	14	23	6	5	200

TOTAL FG%: 1st half 14/30 .467 2nd half 11/22 .500 Game 25/52 .481
 3-PT. FG%: 1st half 0/3 .000 2nd half 0/3 .000 Game 0/6 .000
 FT%: 1st half 3/4 .750 2nd half 11/17 .647 Game 14/21 .667

Technical fouls: Horry, Alabama
 Attendance: 16,000
 Officials: Ted Valentine, David Hall, Tom Lopes

SCORE BY PERIODS					
	1st H	2nd H	OT	OT	FINAL
ALABAMA	25	30			55
NORTH CAROLINA	31	33			64

OFFICIAL NCAA, BASKETBALL BOX SCORE

Date 3/19/92 Site Riverfront Coliseum

1992 1st

VISITORS (Last name, first) (Indicate starters by position or with an asterisk) Southeast First Round																	
No.	NAME	Total FG		3-point		FT	FTA	Rebounds		PF	TP	A	TO	BLK	S	MIN	
		FG	FGA	FG	FGA			Off	Def								Tot
2	MICHAELIS, Craig	1	3	1	3	0	0	0	1	1	0	3	0	1	0	23	
41	KRAMER, Matt	0	3	0	0	3	0	0	1	2	3	2	0	2	1	0	26
45	McKENNA, John	0	1	0	0	0	0	0	1	1	1	0	0	1	0	12	
15	MERCURIO, Jamie	8	15	8	14	0	0	1	2	3	24	1	6	0	0	23	
14	BELYEU, Scott	4	7	0	1	2	2	4	6	4	10	3	1	0	0	29	
24	VANLEER, Cedric	0	1	0	0	0	0	0	0	1	0	0	2	0	0	9	
50	WILLIAMS, Lamarr	0	3	0	0	0	0	4	5	9	4	0	2	1	0	25	
40	Scott, David	5	15	2	6	3	5	2	2	4	1	15	2	3	0	25	
48	WILLIAMS, Mike	4	5	0	0	1	2	3	5	3	9	0	2	1	0	14	
03	CROSS, Derrick	1	1	0	0	0	0	0	0	1	2	1	1	0	1	11	
04	MAHAFFEY, Jamie	0	0	0	0	0	0	0	0	0	0	0	0	1	0	3	
TEAM REBOUNDS (included in Totals)												1	3	4			
TOTALS		23	54	11	27	6	9	13	42	35	20	63	9	21	2	2	200

TOTAL FG%: 1st half 11/27 .407 2nd half 12/27 .444 Game 23/54 .426
 3-PT. FG%: 1st half 6/16 .375 2nd half 5/11 .455 Game 11/27 .407
 FT%: 1st half 1/2 .500 2nd half 5/7 .714 Game 6/9 .667

HOME (Last name, first) (Indicate starters by position or with an asterisk)																	
No.	NAME	Total FG		3-point		FT	FTA	Rebounds		PF	TP	A	TO	BLK	S	MIN	
		FG	FGA	FG	FGA			Off	Def								Tot
34	LYNCH, George	2	7	0	0	3	6	3	1	4	2	7	1	1	0	4	32
05	RODL, Henrik	2	4	1	1	0	1	1	1	2	2	5	2	2	0	27	
00	MONTROSS, Eric	11	13	0	0	0	0	8	5	13	2	22	0	0	2	1	30
40	DAVIS, Hubert	2	17	0	3	11	11	2	5	7	2	15	2	2	0	1	37
14	PHELPS, Derrick	3	9	0	2	4	8	0	2	2	0	10	3	0	0	3	39
31	REESE, Brian	1	4	0	1	0	1	3	4	0	2	1	2	1	0	16	
33	SALVADORI, Kevin	0	1	0	0	2	2	0	0	0	4	2	0	1	0	10	
03	SULLIVAN, Pat	0	0	0	0	2	2	0	0	1	2	0	1	1	1	8	
21	WILLIAMS, Donald	1	1	1	1	0	0	0	0	0	0	3	0	0	0	1	1
TEAM REBOUNDS (included in Totals)												2	0	2			
TOTALS		22	56	2	8	22	30	17	17	34	13	68	9	12	4	11	200

TOTAL FG%: 1st half 14/31 .452 2nd half 8/25 .320 Game 22/56 .393
 3-PT. FG%: 1st half 1/4 .250 2nd half 1/4 .25 Game 2/8 .25
 FT%: 1st half 7/8 .875 2nd half 15/22 .682 Game 22/30 .733

Technical fouls: MIAMI
 Attendance: 24
 Officials: David Hall, Tom Lopes, Rich Sanfillippo

SCORE BY PERIODS					
	1st H	2nd H	OT	OT	FINAL
MIAMI	24	34			63
NORTH CAROLINA	36	32			68

OFFICIAL NCAA, BASKETBALL BOX SCORE

Date 3/30/91 Site Hoosier Dome Indianapolis, India

1991 FF

VISITORS (Last name, first) (Indicate starters with an asterisk)																		
No.	NAME	Total FG		3-point		FT	FTA	Rebounds		PF	TP	A	TO	BLK	S	MIN		
		FG	FGA	FG	FGA			Off	Def								Tot	
24	JAMISON, Alonzo	F	4	8	0	0	1	3	3	8	11	4	9	2	2	1	0	25
32	Maddox, Mike	F	4	10	0	0	2	2	2	4	3	10	2	3	0	1	0	27
42	Randall, Mark	C	6	11	0	0	4	6	4	7	11	1	16	4	1	0	0	34
03	Brown, Terry	F	1	10	1	6	0	0	4	4	2	3	1	1	0	1	24	
30	Jordan, Adonis	G	4	11	2	6	6	13	2	2	4	2	16	7	5	0	2	36
12	Richey, Patrick	1	1	0	0	2	2	0	1	1	2	4	0	2	0	0	10	
20	Woodbery, Steve	0	0	0	0	2	2	1	0	1	1	2	0	0	0	0	6	
22	Tunottall, Sean	1	5	1	2	2	5	1	1	2	2	5	1	2	0	1	20	
31	Wagner, Kirk	0	1	0	0	0	0	1	1	0	0	0	0	0	0	0	2	
34	Scott, Richard	6	9	0	0	2	3	3	3	6	3	14	0	2	0	0	16	
54	Johanning, David	0	0	0	0	0	0	0	0	1	0	0	0	0	0	0	0	
TEAM REBOUNDS (included in Totals)												5	0	5				
TOTALS		27	66	4	14	21	36	21	30	51	20	79	17	18	1	5	200	

TOTAL FG%: 1st half 16-38/.421 2nd half 11-28/.393 Game 27-66/.409
 3-PT. FG%: 1st half 3-8/.375 2nd half 1-6/.167 Game 4-14/.286
 FT%: 1st half 8-13/.615 2nd half 13-23/.565 Game 21-36/.583

HOME (Last name, first) (Indicate starters with an asterisk)																	
No.	NAME	Total FG		3-point		FT	FTA	Rebounds		PF	TP	A	TO	BLK	S	MIN	
		FG	FGA	FG	FGA			Off	Def								Tot
1	N. CAROLINA TAR HEELS																
34	Lynch, George	F	5	8	0	0	3	6	0	5	5	13	2	4	0	2	30
44	Fox, Rick	F	5	22	0	7	3	3	5	4	9	5	13	7	4	0	29
32	Chilcutt, Pete	C	2	8	0	1	0	0	6	5	11	3	4	1	0	2	27
21	Rice, King	1	6	0	3	4	0	0	2	5	3	3	0	0	0	0	30
40	Davis, Hubert	9	16	2	4	5	4	1	5	0	25	1	2	0	1	31	
00	Montross, Eric	3	4	0	0	1	0	3	3	4	6	1	0	1	1	19	
3	Sullivan, Pat	0	0	0	0	0	0	0	0	0	0	0	0	0	0	0	0
4	Harris, Kenny	0	2	0	2	0	0	0	0	0	0	0	0	0	0	1	2
5	Rodl, Henrik	0	1	0	0												



NCAA TOURNAMENT BOX SCORES

1990 2nd Round vs. Oklahoma
 1990 1st Round vs. SW Missouri State
 1989 Sweet 16 vs. Michigan
 1989 2nd Round vs. UCLA

NCAA 2nd Round - Midwest Regional
 OFFICIAL NCAA BASKETBALL BOX SCORE Date 3-17-90 Site Ervin Center, Austin, TX

1990 2nd

No.	Name	Total FG		3-point		FT	FTA	Rebounds			PF	TP	A	TO	BLK	S	MIN
		FG	FGA	FG	FGA			Off	Def	Tot							
44	Chilcutt, Pete	6	10	0	0	5	5	1	4	5	1	17	2	1	2	1	34
44	Fox, Rick	9	16	5	7	0	0	1	2	3	4	23	2	1	0	3	33
42	Williams, Scott	1	8	0	0	0	0	0	3	3	5	2	2	1	0	1	17
21	Rice, King	5	8	1	1	1	4	0	2	2	2	12	7	7	0	3	38
22	Madden, Kevin	4	4	0	0	6	7	1	1	2	2	14	2	1	0	0	29
3	Denny, Jeff	0	0	0	0	0	0	0	0	0	0	0	1	0	0	0	2
4	Harris, Kenny	0	0	0	0	0	0	0	0	0	0	0	0	1	0	0	2
5	Rodl, Henrik	1	1	1	1	0	0	0	0	0	0	3	0	1	0	0	10
11	Cherry, Scott	2	5	0	0	2	2	3	5	8	5	6	1	5	3	2	23
34	Lynch, George	2	5	0	0	2	2	3	5	8	5	6	1	5	3	2	23
40	Davis, Hubert	1	2	0	0	0	0	1	1	0	0	2	1	0	0	0	13
54	Greene, John	0	0	0	0	0	0	0	0	0	0	1	0	0	0	0	1
55	Wanstrom, Matt	0	0	0	0	0	0	0	0	0	0	1	0	0	0	0	1
TEAM REBOUNDS (included in Totals)		29		64		7		10		14		19		26		8	
TOTALS		29		64		7		10		14		19		26		8	

TOTAL FG%: 1st half 13-23 = 56.5% 2nd half 16-31 = 51.6% Game 29-54 = 53.7% Deadball rebounds 2
 3-PT FG%: 1st half 4-5 = 80.0% 2nd half 3-5 = 60.0% Game 7-10 = 70.0%
 FT%: 1st half 10-12 = 83.3% 2nd half 4-7 = 57.1% Game 14-19 = 73.6%

IE (Last name, first) (Indicate starters with an asterisk)

No.	Name	Total FG		3-point		FT	FTA	Rebounds			PF	TP	A	TO	BLK	S	MIN
		FG	FGA	FG	FGA			Off	Def	Tot							
21	Jones, Jackie	6	13	3	6	0	2	0	0	2	15	2	3	2	0	33	
31	Patterson, Damon	1	2	0	0	1	1	0	1	1	4	3	1	3	0	19	
44	Davis, William	8	14	0	1	6	7	3	11	14	2	22	0	3	0	3	36
10	McCovey, Smokay	4	8	2	5	3	4	2	2	4	3	13	7	1	0	1	34
30	Henry, Skeeter	4	9	2	5	2	2	2	2	4	3	12	6	5	0	3	40
11	Skarzenski, Jason	0	2	0	2	2	2	0	0	0	1	2	4	1	0	2	18
14	Evans, Terry	0	2	0	2	2	2	0	0	0	1	2	4	1	0	2	18
20	Harris, Mike	0	0	0	0	0	0	0	0	0	0	0	0	0	0	0	0
22	Roberts, Jeff	0	0	0	0	0	0	0	0	0	0	0	0	0	0	0	0
24	Mullins, Terrence	0	0	0	0	0	0	0	0	0	0	0	0	0	0	0	0
25	Holmes, Kemit	0	0	0	0	0	0	0	0	0	0	0	0	0	0	0	0
50	Martin, Tom	5	10	0	0	0	0	1	0	1	3	10	1	1	0	0	20
54	Hare, Roland	0	0	0	0	0	0	0	0	0	0	0	0	0	0	0	0
TEAM REBOUNDS (included in Totals)		28		58		7		19		24		18		17		20	
TOTALS		28		58		7		19		24		18		17		20	

TOTAL FG%: 1st half 14-33 = 42.4% 2nd half 14-25 = 56.0% Game 28-58 = 48.3% Deadball rebounds 2
 3-PT FG%: 1st half 3-10 = 30.0% 2nd half 4-9 = 44.4% Game 7-19 = 36.8%
 FT%: 1st half 7-8 = 87.5% 2nd half 7-10 = 70.0% Game 14-18 = 77.8%

Technical fouls: **OU - MARTIN**
 Attendance: North Carolina 40 39 79
 Officials: Timothy Higgins, Joe Mingle, Nathaniel Humphrey, Oklahoma 38 39 77

NCAA 844-888

NCAA Midwest Regional - First Round Game 2
 OFFICIAL NCAA BASKETBALL BOX SCORE Date 3/15/90 Site Frank Ervin Center

1990 1st

No.	Name	Total FG		3-point		FT	FTA	Rebounds			PF	TP	A	TO	BLK	S	MIN
		FG	FGA	FG	FGA			Off	Def	Tot							
20	Southwest Missouri	4	4	0	0	0	0	1	0	0	1	8	1	0	0	23	
20	Stange, Chris	4	4	0	0	0	0	1	0	0	1	8	1	0	0	23	
33	Ford, Jeff	8	15	4	9	5	6	6	5	11	4	25	2	1	0	32	
44	Campbell, Lee	3	7	0	0	0	0	2	6	8	2	6	0	3	0	37	
10	Bernard, Arnold	3	9	1	4	0	0	0	4	3	7	6	3	0	2	35	
12	Reid, Barry	3	13	0	5	7	9	0	2	2	3	13	3	4	1	40	
14	Jones, Anthony	0	0	0	0	0	0	0	0	0	0	0	0	0	0	0	
22	Redmond, Lovelace	2	3	1	1	0	0	0	0	0	2	5	1	0	0	17	
30	Brewer, David	3	4	0	0	0	0	0	2	0	4	6	0	0	0	11	
32	Ribble, Daie	0	0	0	0	0	0	0	0	0	0	0	0	2	0	5	
40	Marshall, J.T.	0	0	0	0	0	0	0	0	0	0	0	0	0	0	0	
45	Johnson, Fred	0	0	0	0	0	0	0	0	0	0	0	0	0	0	0	
55	Harville, Chris	0	0	0	0	0	0	0	0	0	0	0	0	0	0	0	
TEAM REBOUNDS (included in Totals)		26		55		6		19		19		13		13		14	
TOTALS		26		55		6		19		19		13		13		14	

TOTAL FG%: 1st half 17-32 = 53.1% 2nd half 9-23 = 39.1% Game 26-55 = 47.3% Deadball rebounds 2
 3-PT FG%: 1st half 4-9 = 44.4% 2nd half 2-10 = 20.0% Game 6-19 = 31.6%
 FT%: 1st half 2-4 = 50.0% 2nd half 4-7 = 57.1% Game 12-19 = 63.2%

HOME (Last name, first) (Indicate starters with an asterisk)

No.	Name	Total FG		3-point		FT	FTA	Rebounds			PF	TP	A	TO	BLK	S	MIN
		FG	FGA	FG	FGA			Off	Def	Tot							
32	Chilcutt, Pete	4	10	0	0	1	3	4	7	1	8	1	1	1	0	28	
44	Fox, Rick	7	11	2	4	1	3	2	0	2	17	2	1	1	0	35	
42	Williams, Scott	9	14	0	0	1	1	5	6	5	18	1	3	2	1	27	
21	Rice, King	2	9	0	1	2	3	1	3	4	2	6	7	3	0	35	
22	Madden, Kevin	6	6	0	0	0	0	2	2	1	12	0	0	0	2	26	
3	Henny, Jeff	0	0	0	0	0	0	0	0	0	0	0	0	0	0	0	
4	Harris, Kenny	3	3	0	0	0	0	1	1	0	6	0	0	0	0	5	
5	Rodl, Henrik	2	2	0	0	2	5	2	1	3	4	6	3	0	0	23	
11	Cherry, Scott	0	0	0	0	0	0	0	0	0	0	0	0	0	0	0	
34	Lynch, George	3	7	0	0	2	5	3	8	4	8	2	2	0	0	19	
40	Davis, Hubert	0	2	0	1	2	2	0	1	1	0	2	0	0	0	10	
54	Greene, John	0	0	0	0	0	0	1	1	1	0	0	0	0	0	2	
55	Wanstrom, Matt	0	0	0	0	0	0	1	1	1	0	0	0	0	0	2	
TEAM REBOUNDS (included in Totals)		36		64		6		19		17		16		21		20	
TOTALS		36		64		6		19		17		16		21		20	

TOTAL FG%: 1st half 20-35 = 57.1% 2nd half 6-24 = 25.0% Game 26-64 = 40.6% Deadball rebounds 1
 3-PT FG%: 1st half 0-4 = 0.0% 2nd half 2-12 = 16.7% Game 2-16 = 12.5%
 FT%: 1st half 1-3 = 33.3% 2nd half 8-14 = 57.1% Game 9-17 = 52.9%

Technical fouls: **10-705**
 Attendance: 10 705
 Officials: Booker Turner, David Bair, Mike Stockner, SW Missouri 40 30 70, North Carolina 41 42 83

OFFICIAL NCAA BASKETBALL BOX SCORE Date 3-23-89 Site Lexington, Ky.

1989 16

No.	Name	Total FG		3-point		FT	FTA	Rebounds			PF	TP	A	TO	BLK	S	MIN
		FG	FGA	FG	FGA			Off	Def	Tot							
52	Rice, Glen	1	13	1	8	12	0	0	1	5	6	1	34	2	2	0	37
52	Mills, Terry	1	8	1	1	0	0	2	1	5	6	3	16	1	3	1	33
35	Vaught, Loy	0	1	3	0	0	2	0	0	6	6	4	0	3	2	1	23
20	Griffin, Mike	0	0	1	0	0	0	0	0	1	1	0	1	1	0	0	8
21	Robinson, R.	9	7	15	3	6	0	2	3	2	5	3	17	13	5	0	37
24	Higgins, Sean	5	11	2	5	2	0	2	0	2	0	14	3	1	0	1	21
13	Callip, Deme	1	4	0	1	0	0	0	1	1	1	2	0	1	0	0	21
55	Hughes, Mark	1	2	0	0	3	4	3	3	6	4	5	0	3	1	0	20
TEAM REBOUNDS (included in Totals)		36		66		13		24		7		12		9		25	
TOTALS		36		66		13		24		7		12		9		25	

TOTAL FG%: 1st Half 58.8% 2nd Half 50.0% Game 54.5% Deadball Rebounds 1
 3-PT FG%: 1st Half 55.0% 2nd Half 53.8% Game 54.2%
 FT%: 1st Half 80.0% 2nd Half 42.9% Game 52.3%

IE (Last Name, First)

No.	Name	Total FG		3-point		FT	FTA	Rebounds			PF	TP	A
-----	------	----------	--	---------	--	----	-----	----------	--	--	----	----	---



NCAA TOURNAMENT BOX SCORES

1989 1st Round vs. Southern
 1988 Elite 8 vs. Arizona
 1988 Sweet 16 vs. Michigan
 1988 2nd Round vs. Loyola Marymount

1989 NCAA SOUTHEAST FIRST ROUND
 NORTH CAROLINA 93, SOUTHERN 79
 MARCH 17, 1989
 OMNI, ATLANTA, GA.

1989
 1st

SOUTHERN	FG	3FG	FT	REB	PF	PTS	A	TO	BLK	STL	MP	
31-Joe Faulkner	7-17	0-2	0-1	1-4-5	4	14	3	1	0	5	36	
42-Daryl Battles	5-9	0-0	1-5	5-5-10	4	11	2	2	1	1	40	
45-R. Youngblood	3-9	0-0	1-2	1-4-5	4	7	0	1	1	0	33	
13-Carlos Sample	7-24	6-16	2-2	1-1-2	3	22	7	2	0	1	40	
34-Bobby Phills	8-18	4-10	0-0	3-3-6	0	20	1	3	0	4	34	
25-D. Anderson	2-2	0-0	1-2	2-0-2	0	5	1	0	0	0	13	
50-Ryan Jones	0-0	0-0	0-0	0-0-0	1	0	0	0	0	0	4	
Team	2-1-3											
TOTALS	32-79	10-28	5-12	15-18-33	16	79	14	9	2	11	200	

SOUTHERN PCTS	1ST	2ND	TOTALS
FG	12-38 (.316)	20-41 (.488)	32-79 (.405)
3FG	5-15 (.333)	5-13 (.385)	10-28 (.357)
FT	5-8 (.625)	0-4 (.000)	5-12 (.417)

NORTH CAROLINA	FG	3FG	FT	REB	PF	PTS	A	TO	BLK	STL	MP	
20-Steve Bucknall	4-6	3-4	2-2	0-5-5	2	13	7	4	0	0	29	
34-J.R. Reid	8-12	0-0	2-2	4-6-10	2	18	2	6	1	1	29	
42-Scott Williams	6-10	0-0	2-3	3-8-11	4	14	0	1	1	1	26	
14-Jeff Lebo	2-7	0-4	0-0	2-3-5	3	4	5	3	0	0	24	
21-King Rice	1-2	1-2	2-2	0-1-1	1	5	7	4	0	0	25	
32-Pete Chilcutt	1-3	0-0	1-2	0-0-0	0	3	1	1	0	0	10	
22-Kevin Madden	11-13	0-0	0-3	3-4-7	0	22	2	1	1	0	28	
44-Rick Fox	6-14	0-0	0-0	1-6-7	2	12	1	0	0	4	23	
31-David May	0-1	0-1	0-0	0-0-0	0	0	0	0	0	0	0	
45-Marty Hensley	1-1	0-0	0-0	1-0-1	0	2	0	0	0	0	1	
3-Jeff Denny	0-0	0-0	0-0	0-0-0	0	0	0	0	0	0	1	
Team	1-1-2											
TOTALS	40-69	4-11	9-14	15-34-49	14	93	25	20	3	5	200	

UNC PCTS	1ST	2ND	TOTALS
FG	21-38 (.553)	19-31 (.613)	40-69 (.580)
3FG	2-5 (.400)	2-6 (.333)	4-11 (.364)
FT	0-1 (.000)	9-13 (.692)	9-14 (.643)

SCORING BY HALVES
 SOUTHERN 34 45 - 79
 UNC 44 49 - 93

POINTS OFF TURNOVERS: Southern 22, UNC 8
 SECOND CHANCE POINTS: Southern 9, UNC 22

OFFICIALS: Booker Turner, Bobby Olah, Gene Monje

OFFICIAL NCAA BASKETBALL BOX SCORE

27 MAR 1988

KINGDOME SEATTLE, WA

1988
 E-8

1988 NCAA WEST REGIONAL FINAL

No.	CAROLINA	p	Tot FG	3-pt	Rebounds	PF	TP	A	TO	BLK	S	MIN		
			FG-FGA	FG-FGA	FT-FTA	O	D	Off	Def					
14	REID, J.R.	f	4-10	0-0	2-2	2-7	9	4	10	2	2	0	31	
10	BUCKNALL, Steve	f	1-1	0-0	0-0	0-0	0	4	2	2	1	0	21	
2	WILLIAMS, Scott	c	5-7	0-1	3-4	2-4	6	4	13	0	1	0	30	
4	LEBO, Jeff	g	3-9	3-8	0-0	0-0	0	3	9	4	4	0	34	
2	MADDEEN, Kevin	g	1-9	0-0	0-0	0-2	2	2	2	1	2	0	17	
3	SMITH, Ranzino	g	3-12	3-10	0-0	1-2	3	1	9	0	1	0	23	
4	FOX, Rick	g	3-4	0-0	1-2	1-0	1	2	7	0	1	0	18	
1	HAY, David	g	0-0	0-0	0-0	0-0	0	0	0	0	0	0	1	
2	CHILCUTT, Pete	g	0-1	0-0	0-0	0-1	1	0	3	0	0	0	11	
5	JENKINS, Joe	g	0-0	0-0	0-0	0-0	0	0	0	0	0	0	1	
3	DENNY, Jeff	g	0-0	0-0	0-0	0-0	0	0	0	0	0	0	1	
1	HYATT, Rodney	g	0-2	0-0	0-0	1-0	1	0	0	0	0	0	1	
1	RICE, King	g	0-1	0-0	0-0	1-1	2	2	0	0	0	0	10	
4	ELSTUN, Doug	g	0-0	0-0	0-0	0-0	0	0	0	0	0	0	1	
	Team Rebs./TOS		2-0-2											
TOTALS			20-56	6-19	6-8	10-17	27	22	52	12	12	1	4	200
OTL FGZ	1st Half	11-27	.407	2nd Half	9-29	.310	Game		20-56	.357	Deadball			
Pt. FGZ	1st Half	4-10	.400	2nd Half	2-9	.222	Game		6-19	.316	Reb.- 5			
TX	1st Half	2-3	.667	2nd Half	4-5	.800	Game		6-8	.750				

No.	ARIZONA	p	Tot FG	3-pt	Rebounds	PF	TP	A	TO	BLK	S	MIN		
			FG-FGA	FG-FGA	FT-FTA	O	D	Off	Def					
2	ELLIOTT, Sean	f	6-11	1-3	11-14	0-5	5	3	24	3	3	0	38	
0	COOK, Anthony	f	0-2	0-0	2-2	1-3	4	4	2	0	1	0	29	
3	TOLBERT, Tom	c	8-14	0-0	5-4	1-5	3	21	0	2	0	0	34	
5	KERR, Steve	g	3-4	3-4	5-6	0-3	3	2	14	3	1	0	39	
0	McRILLAN, Craig	g	4-6	1-3	0-0	0-3	3	1	9	1	2	0	30	
1	LOFTON, Ken	g	0-0	0-0	0-0	0-0	0	0	0	1	0	0	8	
4	MUEHLBACH, Matt	g	0-0	0-0	0-0	0-0	0	0	0	0	0	0	1	
3	TURNER, Joe	g	0-0	0-0	0-0	2-2	2	0	0	1	0	0	13	
5	BUEHLER, Jud	g	0-0	0-0	0-0	0-1	1	0	0	1	0	0	4	
4	MASON, Harvey	g	0-2	0-1	0-0	0-0	0	1	0	1	0	0	4	
	Team Rebs./TOS		0-4-4											
TOTALS			21-39	5-11	23-28	2-26	28	16	70	10	10	1	4	200
OTL FGZ	1st Half	7-15	.467	2nd Half	14-24	.583	Game		21-39	.538	Deadball			
Pt. FGZ	1st Half	2-5	.400	2nd Half	3-6	.500	Game		5-11	.455	Reb.- 1			
TX	1st Half	10-12	.833	2nd Half	13-16	.813	Game		23-28	.821				

Officials: Richard Ballesteros, Tim Higgins, Joe Silvestro

Score By Periods	1st H.	2nd H.	Total
N CAROLINA	28	24	52
ARIZONA	26	44	70

Technical Fouls
 CAROLINA: None
 ARIZONA: None
 Attendance: 22,470

1988 NCAA WEST REGIONAL SENI-FINAL GAME #1

1988
 16

No.	MICHIGAN	p	Tot FG	3-pt	Rebounds	PF	TP	A	TO	BLK	S	MIN		
			FG-FGA	FG-FGA	FT-FTA	O	D	Off	Def					
52	HILLS, Terry	f	6-12	0-0	0-0	1-3	4	3	12	1	1	2	30	
41	RICE, Glen	f	7-16	4-8	0-0	2-5	7	2	18	3	1	2	39	
35	VAUGHT, Loy	c	1-3	0-0	0-0	0-5	5	3	2	0	3	0	26	
35	GRAFT, Gary	g	3-10	1-5	0-0	1-2	3	5	7	4	5	0	29	
21	ROBINSON, Rumeal	g	10-14	1-3	8-11	1-4	5	3	29	6	3	0	39	
35	HUGHES, Mark	g	0-0	0-0	1-2	1-1	2	5	1	1	0	0	17	
54	OSTERBAAN, J.P.	g	0-0	0-0	0-0	0-1	1	0	0	0	0	0	1	
20	GRIFFIN, Mike	g	0-0	0-0	0-0	1-2	3	3	0	0	0	0	19	
	Team Rebs./TOS		0-1-1											
TOTALS			27-55	6-16	9-13	7-24	31	24	69	15	13	4	3	200
OTL FGZ	1st Half	11-24	.458	2nd Half	16-31	.516	Game		27-55	.491	Deadball			
Pt. FGZ	1st Half	3-8	.375	2nd Half	3-8	.375	Game		6-16	.375	Reb.- 2			
TX	1st Half	5-7	.714	2nd Half	4-6	.667	Game		9-13	.692				

No.	N CAROLINA	p	Tot FG	3-pt	Rebounds	PF	TP	A	TO	BLK	S	MIN		
			FG-FGA	FG-FGA	FT-FTA	O	D	Off	Def					
34	REID, J.R.	f	7-14	0-0	4-7	3-5	8	3	18	1	2	0	32	
20	BUCKNALL, Steve	f	2-6	1-2	2-2	0-2	2	2	7	1	0	0	31	
12	WILLIAMS, Scott	c	5-9	0-0	9-13	1-6	7	3	19	1	5	2	28	
14	LEBO, Jeff	g	2-5	1-3	4-4	1-1	2	1	9	2	2	0	33	
2	MADDEEN, Kevin	g	2-4	0-1	2-2	3-3	6	1	6	3	0	0	18	
32	SMITH, Ranzino	g	3-6	2-5	0-1	0-0	0	0	8	3	0	0	20	
44	FOX, Rick	g	3-5	1-3	0-0	0-1	1	2	7	3	0	0	12	
11	RICE, King	g	1-2	0-1	0-1	0-1	1	1	2	2	2	0	15	
32	CHILCUTT, Pete	g	1-1	0-0	0-0	0-0	0	1	2	1	0	0	11	
	Team Rebs./TOS		3-1-4											
TOTALS			26-52	5-15	21-30	11-20	31	14	78	17	11	2	6	200
OTL FGZ	1st Half	9-28	.321	2nd Half	17-24	.708	Game		26-52	.500	Deadball			
Pt. FGZ	1st Half	2-9	.222	2nd Half	3-6	.500	Game		5-15	.333	Reb.- 3			
TX	1st Half	11-12	.917	2nd Half	10-18	.556	Game		21-30	.700				

Officials: John Clougherty, Dan Chrisman, Jim Stupin

Score By Periods	1st H.	2nd H.	Total
MICHIGAN	30	39	69
N CAROLINA	31	47	78

Technical Fouls
 MICHIGAN: None
 N CAROLINA: None
 Attendance: TBA



NCAA TOURNAMENT BOX SCORES

1987 1st Round vs. Penn
1986 Sweet 16 vs. Louisville
1986 2nd Round vs. UAB
1986 1st Round vs. Utah

VISITORS (Last Name, First)															1987 1st															
No.	NAME	PG	FGA	FG	FTA	ORB	DRB	REB	PF	TP	A	TO	BLK	S	MIN															
21	TYRONE PITTS	1	4	14	4	6	2	2	4	3	12	1	3	0	13															
23	JOHN STOWALL (2:33)	1	6	11	1	2	3	5	13	13	1	3	1	0	32															
2	BRUCE LEFKOWITZ (7:54)	0	6	12	8	12	4	4	8	20	0	1	0	1	32															
4	PERRY BROMWELL	0	1	15	3	4	0	0	1	3	19	0	7	0	1	32														
10	JOHN WILSON	0	1	1	0	0	0	0	0	3	2	6	2	0	22															
11	WALT FRAZIER	2	3	0	0	0	0	0	0	4	0	0	0	0	4															
34	MIKE FIKES, KEA	3	6	0	0	1	0	1	1	6	0	1	0	0	6															
15	MARSHALL UZZLE	0	0	0	0	0	0	0	0	1	0	2	0	0	11															
22	JOSE TAVAREZ	0	0	0	0	0	0	0	0	1	0	0	0	0	1															
30	PETE BENTIVEGNA	0	0	0	0	0	0	0	0	0	0	0	0	0	3															
32	JERRY SIMON	0	0	0	0	0	0	0	0	3	0	0	3	0	15															
33	ABRAHAM OKORODUO	0	0	0	0	2	0	1	1	3	0	0	1	0	7															
44	KENT MILHOLLAND	2	2	2	3	0	0	0	1	6	0	0	0	0	4															
TEAM REBOUNDS (Included in Totals)															6	6	12													
TOTALS															32	64	3	4	15	25	15	17	32	29	92	10	21	1	5	200
TOTAL FG %: 1st Half 19-33 .576 2nd Half 15-31 .484 Game .500															Deadball		4													
3-P. FG %: 1st Half 3-3 1.000 2nd Half 0-1 .000 Game .750															Rebounds		4													
FT %: 1st Half 12-16 .750 2nd Half 3-9 .333 Game .600															Rebounds		4													

HOME (Last Name, First)															1986 1st															
No.	NAME	PG	FGA	FG	FTA	ORB	DRB	REB	PF	TP	A	TO	BLK	S	MIN															
2	JOE WOLF	1	9	14	0	1	7	10	2	4	3	25	1	1	16															
35	DAVE POPSON	1	5	9	1	1	2	3	5	4	11	1	1	1	16															
34	J.R. REID (7:07)	0	2	5	7	10	2	5	7	11	1	0	0	1	24															
14	JEFF LENO	0	6	9	4	7	2	2	2	3	18	6	2	0	29															
30	KENNY SMITH	0	4	10	3	7	4	4	2	1	3	0	15	11	3	28														
3	JEFF DENNY	0	1	0	1	0	0	0	0	0	0	0	0	0	4															
11	ROONEY HYATT	0	0	0	0	0	0	0	0	0	1	0	0	0	4															
20	STEVE BUCKNALL	4	5	0	1	2	4	3	1	4	0	10	4	2	0	21														
21	MICHAEL NORWOOD	0	0	0	1	2	0	0	0	1	1	0	1	0	5															
33	RANZINO SMITH	2	4	1	4	4	2	1	3	0	9	2	0	0	14															
42	SCOTT WILLIAMS	1	2	4	6	1	4	5	4	6	0	3	0	12	12															
43	CURTIS HUNTER	2	5	2	0	0	1	0	1	0	4	1	0	0	8															
45	MARTY HENSLEY	1	1	1	2	2	1	3	0	8	0	0	0	0	4															
TEAM REBOUNDS (Included in Totals)															2	9	8	6												
TOTALS															36	65	8	20	33	45	19	28	48	21	113	30	10	4	6	200
TOTAL FG %: 1st Half 20-34 .588 2nd Half 15-31 .484 Game .564															Deadball		4													
3-P. FG %: 1st Half 3-9 .333 2nd Half 5-11 .455 Game .400															Rebounds		4													
FT %: 1st Half 12-19 .632 2nd Half 8-26 .308 Game .733															Rebounds		4													

SCORE BY PERIODS														
1st H.	2nd H.	OT	OT	FINAL										
PENN.	53	29		92										
N. CAROLINA	55	58		113										

Technical Fouls: None
Attendance: 564 (1,232)

VISITORS (Last Name, First)															1986 16													
No.	NAME	PG	FGA	FG	FTA	ORB	DRB	REB	PF	TP	A	TO	BLK	S	MIN													
42	Brad Daugherty	f	8	14	3	7	6	9	15	4	19	6	2	1	39													
14	Jeff Lebo	c	8	13	2	4	1	3	4	2	18	4	1	0	35													
25	Steve Hale	e	2	10	0	0	4	2	6	4	19	5	4	0	31													
30	Kenny Smith	e	4	12	4	4	1	3	4	12	8	5	0	1	37													
4	James Daye	0	0	0	0	0	0	0	0	0	0	0	0	0	1													
20	Steve Bucknall	0	0	0	0	0	0	0	0	0	0	0	0	0	1													
21	Michael Norwood	0	0	0	0	0	0	0	0	0	0	0	0	0	1													
22	Kevin Madden	0	0	0	0	0	0	0	0	0	0	0	0	0	1													
33	Ranzino Smith	0	2	0	0	0	0	0	0	1	0	0	0	0	1													
35	Dave Popson	0	0	0	0	0	1	1	0	0	0	2	0	0	7													
43	Curtis Hunter	2	2	0	0	0	1	1	2	4	0	2	0	0	7													
54	Warren Martin	1	1	0	0	1	2	3	3	2	0	0	0	0	6													
TEAM REBOUNDS (Included in Totals)															2	2	2											
TOTALS															34	69	11	18	15	23	40	26	79	25	18	1	2	-
FG %: 1st Half 18x35 .514 2nd Half 16x34 .471 Game .493															Deadball		3											
FT %: 1st Half 7x9 .778 2nd Half 4x9 .444 Game .611															Rebounds		3											

HOME (Last Name, First)															1986 1st													
No.	NAME	PG	FGA	FG	FTA	ORB	DRB	REB	PF	TP	A	TO	BLK	S	MIN													
11	Herbert Crook	f	5	9	10	10	3	6	9	4	20	2	3	0	34													
15	Billy Thompson	f	10	16	4	5	2	9	4	24	5	1	2	1	33													
13	Pervis Ellison	c	6	12	3	4	2	4	6	3	15	3	3	2	37													
10	Milt Wagner	e	5	12	4	4	1	1	2	14	5	2	0	1	36													
2	Jeff Hall	e	5	11	2	2	0	3	1	12	5	1	0	1	37													
0	Robbie Valentine	0	0	0	0	0	0	0	0	0	0	0	0	0	1													
0	Mark McSwain	1	3	2	4	1	1	1	4	1	2	0	0	0	9													
5	Kevin Walls	1	1	2	2	0	0	0	0	4	0	0	0	0	5													
1	Kenny Payne	0	0	0	0	0	0	0	0	0	0	0	0	0	1													
3	Chris West	0	0	0	0	0	0	0	0	0	0	0	0	0	1													
0	Tony Kinbro	0	1	1	2	1	0	1	2	1	0	0	0	0	6													
0	David Robinson	0	0	0	0	0	0	0	0	0	0	0	0	0	1													
0	Avery Marshall	0	0	0	0	0	0	0	0	0	0	0	0	0	1													
0	Mike Abram	0	0	0	0	0	0	0	0	0	0	0	0	0	1													
TEAM REBOUNDS (Included in Totals)															2	2	2											
TOTALS															33	65	18	33	9	22	33	17	94	22	12	5	6	-
FG %: 1st Half 16x30 .533 2nd Half 17x35 .486 Game .509															Deadball		3											
FT %: 1st Half 11x13 .846 2nd Half 17x20 .850 Game .849															Rebounds		3											

SCORE BY PERIODS														
1st H.	2nd H.	OT	OT	FINAL										
Tar Heels	43	36		79										
Cardinals	43	51		94										

Technical Fouls: None
Attendance: 10,936

VISITORS (Last Name, First)															1986 2nd													
No.	NAME	PG	FGA	FG	FTA	ORB	DRB	REB	PF	TP	A	TO	BLK	S	MIN													
U. OF ALABAMA-BIRMINGHAM	1	4	13	1	2	0	5	4	9	27	0	16																
Mincy, Jerome	1	4	9	2	6	4	7	4	10	19																		
Johnson, Archie	c	1	5	4	4	4	1	5	6	25	1	1	0	0														
Mitchell, Steve	g	3	21	1	6	1	4	0	7	33	4	0	0	0														
Ponder, James	g	2	8	3	4	0	2	3	7	20	0	0	0	2														
Foster, Tracy	4	9	2	2	0	0	2	10	19	0	2	0	0															
Charles, Michael	2	3	2	3	4	7	4	6	31	8	4	0	1															
Collins, Eddie	0	0	0	0	0	1	1	0	5	0	1	0	0															
Turner, Reginald	1	2	0	0	1	0	0	2	3																			
Howard, Dylan	1	3	0	0	0	0	0	2	2																			
Evans, Cedric	0	0	0	0	0	2	3	0	10	1	1	3	0															
TEAM REBOUNDS (Included in Totals)															2	45												
TOTALS															22	73	15	27	14	29	26	59	200	14	9	3	5	
FG %: 1st Half 12-34 .353 2nd Half 10-31 .323 Game .329															Deadball		1											
FT %: 1st Half 3-8 .375 2nd Half 12-19 .632 Game .556															Rebounds		1											

HOME (Last Name, First)															1986 1st		
No.	NAME	PG	FGA	FG	FTA	ORB	DRB	REB	PF	TP	A	TO	BLK	S	MIN		
U. OF NORTH CAROLINA	1	2	8	6	7	3	13	1	10	54	4	0	1	1			
Woolf, Joe	1	5	10	6	7	1	4	4	16	33	3	2	0	0			
Hale, Steve	c	4	8	5	8	1	12	4	13	25	3	5	1	0			
Daugherty, Brad	g	4	11	0	1	4	4	8	32	3	3	0	0				
Lebo, Jeff	g	7	12	3	5	0	2	4	17	35	4	4	0	1			
Smith, Kenny	1	1	1	1	1	1	1	1	1	1	1	1	1	1			
Daye, James	0	0	0	0	0	0	0	0	1	1	1	1	1	1			
Bucknall, Steve	0	0	0	0	0	0	0	0	1	1	1	1	1	1			
Norwood, Michael	0	0	0	0	0	0	0	0	1								



NCAA TOURNAMENT BOX SCORES

1985 Elite 8 vs. Villanova
 1985 Sweet 16 vs. Auburn
 1985 2nd Round vs. Notre Dame
 1985 1st Round vs. MTSU

OFFICIAL NCAA BASKETBALL BOX SCORE Date March 24, 1985 Site Birmingham Coliseum **1985 E-8**

VISITORS (Last Name, First) **VILLANOVA (23-10)**

No.	NAME	FG	FGA	FT	FTA	REB	PF	TP	MIN	A	TO	BLK	S	
21	PRESSLEY, Harold	1	7	13	1	2	3	1	15	38	1	2	0	2
3	MCLAIN, Dwayne	1	4	11	3	3	5	3	11	36	2	4	0	3
54	PINKNEY, Ed	0	3	6	3	6	7	3	9	38	3	0	2	3
4	WILBUR, Dwight	0	0	3	0	0	2	0	0	9	1	1	0	1
22	MCLAIN, Gary	0	3	5	5	6	2	2	11	39	2	1	0	1
10	DANSON, Veltra	DNP												
13	MASSIMINO, Roland	DNP												
20	HARRINGTON, Brian	DNP												
25	PINONE, Steve	DNP												
31	PLANSKY, Mark	0	1	0	0	1	0	0	6	7	1	0	0	0
32	JENSEN, Harold	5	7	0	0	3	1	10	31	3	2	0	0	3
41	EVENSEN, Chuck	0	1	0	0	0	1	0	2	2	0	0	0	0
43	MAKER, Wyatt													
50	BROWN, Connally													
TEAM REBOUNDS (Included in Totals) TEAM 3														
TOTALS 22 47 12 17 26 11 56 200 13 10 2 13														
FG %: 1st Half 6 of 26 (.231) 2nd Half 16 of 21 (.762) Game 22 of 47 (.465) Deadball Rebounds 2														
FT %: 1st Half 5 of 9 (.556) 2nd Half 7 of 8 (.875) Game 12 of 17 (.706)														
No.	NAME	FG	FGA	FT	FTA	REB	PF	TP	MIN	A	TO	BLK	S	
3	POPSON, Dave	1	2	3	1	1	2	0	5	14	0	1	0	0
42	DAUGHERTY, Brad	1	7	9	3	6	12	3	17	38	0	2	0	0
24	WOLF, Joe	0	2	6	0	0	4	3	4	34	5	3	0	0
22	PETERSON, Buzz	0	0	3	0	0	0	1	0	20	0	1	0	0
30	SMITH, Kenny	0	2	7	0	0	3	3	4	40	5	3	0	1
4	DAYE, James	DNP												
20	MORRIS, Cliff	0	0	0	0	0	0	0	0	2	0	0	0	0
33	SMITH, Ranzino	3	10	0	0	4	2	6	20	0	3	0	1	0
40	ROPER, Gary	3	4	0	0	2	2	6	16	0	4	0	1	0
43	HUNTER, Curtis	1	2	0	0	1	2	2	16	1	2	2	0	0
54	MARTIN, Warren													
TEAM REBOUNDS (Included in Totals) TEAM 1														
TOTALS 20 44 4 7 29 16 44 200 11 19 2 3														
FG %: 1st Half 10 of 23 (.435) 2nd Half 10 of 21 (.476) Game 20 of 44 (.455) Deadball Rebounds 0														
FT %: 1st Half 2 of 3 (.667) 2nd Half 2 of 4 (.500) Game 4 of 7 (.571)														

OFFICIAL NCAA BASKETBALL BOX SCORE Date March 22, 1985 Site Birmingham Coliseum **1985 16**

FINAL

VISITORS (Last Name, First) **AUBURN (22-12)**

No.	NAME	FG	FGA	FT	FTA	REB	PF	TP	MIN	A	TO	BLK	S	
3	JORIS, Chris	1	3	10	1	2	9	2	7	38	0	0	0	2
49	PERSON, Chuck	1	8	25	0	0	12	4	16	39	3	3	1	2
40	MOORE, Jeff	0	2	3	0	0	2	3	4	17	1	0	0	0
12	WHITE, Gerald	0	2	5	0	0	1	4	4	37	2	0	0	0
15	FORD, Frank	0	8	14	1	2	4	2	17	37	3	2	0	0
10	HOWARD, Terrance													
11	TURNER, Rodney													
14	LINN, Johnny	0	0	0	0	0	1	0	0	5	0	0	0	0
25	GOFFREY, Gary													
32	GUEST, Darren	0	0	0	0	1	0	0	0	5	0	0	0	0
33	HOLLAND, Carey	2	2	4	8	1	2	8	22	0	0	1	0	0
54	SPENCER, Howard													
TEAM REBOUNDS (Included in Totals) 3														
TOTALS 25 59 6 12 33 18 56 200 9 5 2 4														
FG %: 1st Half 9 of 27 (.333) 2nd Half 16 of 32 (.500) Game 25 of 59 (.424) Deadball Rebounds 3														
FT %: 1st Half 5 of 9 (.556) 2nd Half 7 of 8 (.875) Game 12 of 17 (.706)														
No.	NAME	FG	FGA	FT	FTA	REB	PF	TP	MIN	A	TO	BLK	S	
35	POPSON, Dave	1	2	4	0	4	1	4	14	0	0	0	0	0
42	DAUGHERTY, Brad	1	5	9	0	2	8	2	10	39	3	2	2	0
24	WOLF, Joe	0	4	6	2	2	7	3	10	35	3	1	0	0
22	PETERSON, Buzz	0	0	5	0	2	2	0	0	29	2	4	0	0
30	SMITH, Kenny	0	9	12	4	5	3	1	22	33	6	0	0	2
4	DAYE, James													
20	MORRIS, Cliff													
33	SMITH, Ranzino	1	5	2	2	2	0	4	14	1	0	0	0	0
40	ROPER, Gary													
43	HUNTER, Curtis	0	1	0	2	1	0	0	5	0	0	0	0	0
54	MARTIN, Warren	4	8	4	5	5	3	12	26	1	1	1	0	0
TEAM REBOUNDS (Included in Totals) 0														
TOTALS 25 49 12 18 32 12 62 200 16 8 3 2														
FG %: 1st Half 14 of 27 (.519) 2nd Half 11 of 22 (.500) Game 25 of 49 (.510) Deadball Rebounds 2														
FT %: 1st Half 5 of 10 (.500) 2nd Half 7 of 8 (.875) Game 12 of 17 (.706)														

OFFICIAL NCAA BASKETBALL BOX SCORE Date March 16, 1985 Site ACC, Notre Dame **1985 2nd**

FINAL *** FINAL *** FINAL --- NCAA Tournament Second-Round Game

VISITORS (Last Name, First) **NOTRE DAME (21-9) 58**

No.	NAME	FG	FGA	FT	FTA	REB	PF	TP	MIN	A	TO	BLK	S	
5	YAL, Donald	1	3	6	10	5	0	8	38	2	4	0	1	0
0	PRICE, Joseph	1	3	5	3	4	2	3	9	25	1	0	2	2
11	KEMPTON, Tim	0	1	3	2	4	3	4	17	20	0	1	0	2
4	RIVERS, David	0	8	14	1	4	0	4	17	37	3	3	0	0
10	HICKS, Scott	0	3	9	2	2	0	1	8	30	4	1	0	1
13	SPENCER, Barry													
11	BEEUNSAERT, Matt													
12	DUFF, Dan	0	0	0	0	0	0	0	0	3	0	0	0	0
10	PETERS, Jeff													
12	DOLAN, Jim	2	2	0	2	6	4	4	20	0	0	0	1	0
14	BARLOW, Ken	4	9	0	2	3	3	8	27	0	0	1	1	0
14	VOCE, Gary													
TEAM REBOUNDS (Included in Totals) 3														
TOTALS 22 45 14 26 23 18 58 200 10 9 3 8														
FG %: 1st Half 14 of 26 (.538) 2nd Half 8 of 19 (.421) Game 22 of 45 (.489) Deadball Rebounds 6														
FT %: 1st Half 7 of 11 (.636) 2nd Half 7 of 15 (.467) Game 12 of 17 (.706)														
No.	NAME	FG	FGA	FT	FTA	REB	PF	TP	MIN	A	TO	BLK	S	
14	WOLF, Joe	1	3	7	0	0	6	4	6	38	1	3	0	0
15	POPSON, Dave	1	4	6	0	0	2	1	8	17	0	2	2	0
12	DAUGHERTY, Brad	0	6	8	6	12	4	18	31	2	3	1	0	0
22	PETERSON, Buzz	3	5	1	3	2	1	7	36	2	0	0	1	0
30	SMITH, Kenny	0	6	11	0	2	2	3	12	40	5	1	0	3
4	DAYE, James													
20	MORRIS, Cliff													
33	SMITH, Ranzino	0	2	0	0	0	0	0	4	0	1	0	0	0
40	ROPER, Gary													
13	HUNTER, Curtis	1	3	0	0	1	0	2	8	1	0	0	0	0
14	MARTIN, Warren	3	5	1	1	5	5	7	26	2	4	0	0	0
TEAM REBOUNDS (Included in Totals) 0														
TOTALS 26 47 8 12 30 18 60 200 13 14 3 4														
FG %: 1st Half 16 of 29 (.552) 2nd Half 10 of 18 (.556) Game 26 of 47 (.553) Deadball Rebounds 1														
FT %: 1st Half 3 of 4 (.750) 2nd Half 5 of 8 (.625) Game 8 of 12 (.667)														

OFFICIAL NCAA BASKETBALL BOX SCORE Date March 14, 1985 Site ACC, Notre Dame **1985 1st**

FINAL *** FINAL *** FINAL --- NCAA Tournament First-Round Game

VISITORS (Last Name, First) **MIDDLE TENNESSEE ST. (17-14) 57**

No.	NAME	FG	FGA	FT	FTA	REB	PF	TP	MIN	A	TO	BLK	S	
1	DMPSON, Lonnie	1	10	17	0	7	4	20	37	3	1	0	1	0
1	HARMONDS, Kerry	1	3	18	3	4	7	4	9	40	0	5	0	1
1	MILLER, Billy	0	1	2	0	0	2	3	2	24	0	1	2	0
2	COOKSEY, Kim	0	7	22	0	1	5	3	14	38	2	1	0	1
2	JOHNSON, James	4	6	0	2	6	5	8	26	0	2	0	4	0
4	HOLLAND, Al													
0	MURRAY, Neal	0	0	0	0	1	0	0	14	1	1	0	1	0
2	STEVENSON, Greg	2	3	0	0	1	0	4	5	1	1	0	0	0
4	ISAAC, Leon													
4	SMITH, Russell	0	2	0	0	1	2	0	16	0	0	0	0	0
TEAM REBOUNDS (Included in Totals) 1														
TOTALS 27 70 3 7 32 21 57 200 7 12 2 8														
FG %: 1st Half 15 of 33 (.455) 2nd Half 12 of 37 (.324) Game 27 of 70 (.386) Deadball Rebounds 3														
FT %: 1st Half 1 of 3 (.333) 2nd Half 2 of 4 (.500) Game 3 of 7 (.429)														
No.	NAME	FG	FGA	FT	FTA	REB	PF	TP	MIN	A	TO	BLK	S	
14	WOLF, Joe	1	6	9	6	7	11	2	18	34	0	4	1	0
15	POPSON, Dave	1	4	0	0	1	1	2	9	0	1	1	0	0
12	DAUGHERTY, Brad	0	11	15	3	4	11	3	25	35	1	3	2	0
25	HALE, Steve	0	1	4	0	4	1	2	32	2	3	0	1	0
30	SMITH, Kenny	0	1	6	4	4	1	6	39	7	5	0	1	0
4	DAYE, James													
20	MORRIS, Cliff													
22	PETERSON, Buzz	1	2	4	4	2	0	6	18	1	0	0	0	0
33	SMITH, Ranzino	0	1	0	0	2	0	0	3	0	0	0	0	0
40	ROPER, Gary													
13	HUNTER, Curtis	1	4	1	3	0	0	3	7	1	0	0	1	0
14	MARTIN, Warren	6	9	2	5	7	4	14	23	0	0	6	0	0
TEAM REBOUNDS (Included in Totals) 0														
TOTALS 28 53 20 27 41 12 76 200 13 16 10 3														
FG %: 1st Half 12 of 26 (.462) 2nd Half 16 of 27 (.593) Game 28 of 53 (.528) Deadball Rebounds 3														
FT %: 1st Half 7 of 10 (.700) 2nd Half 13 of 17 (.765) Game 20 of 27 (.741)														



NCAA TOURNAMENT BOX SCORES

1984 Sweet 16 vs. Indiana
 1984 2nd Round vs. Temple
 1983 Elite 8 vs. Georgia
 1983 Sweet 16 vs. Ohio State

**1984
16**

OFFICIAL NCAA BASKETBALL BOX SCORE Date March 25, 1984 Site Atlanta, GA
 VISITORS (Last Name, First) Indiana (22-6) NCAA East Regional Semifinals - Second Game

No.	FG	FGA	FT	FTA	REB	PF	TP	MIN	A	TO	BLK	S
41	Giomi, Mike	1	2	4	3	4	7	27	2	2	0	0
56	Simmons, Marty	1	1	2	5	1	2	18	2	0	0	0
39	Blab, Uwe	0	5	7	6	8	1	3	36	0	4	1
11	Dakich, Dan	0	2	3	0	0	5	6	33	3	1	0
12	Alford, Steve	0	9	13	9	10	0	6	2	40	3	3
32	Robinson, Stew	5	8	4	7	0	4	2	14	34	3	3
30	Meier, Todd	0	1	0	0	1	1	0	7	0	0	0
51	Witte, Courtney	0	0	0	0	0	0	0	1	0	0	0
23	Frenz, Chuck	0	0	0	1	0	0	0	4	0	1	0
TEAM REBOUNDS (Included in Totals)												
TOTALS												

FG %: 1st Half 13-21 = .619 2nd Half 11-16 = .688 Game .649 Deadball Rebounds 1
 FT %: 1st Half 6-6 = 1.000 2nd Half 18-22 = .818 Game .866

HOME

North Carolina (28-3)

No.	FG	FGA	FT	FTA	REB	PF	TP	MIN	A	TO	BLK	S
41	Perkins, Sam	1	8	17	10	12	5	4	3	26	3	2
44	Doherty, Matt	1	3	8	1	2	3	4	7	37	4	1
12	Daugherty, Brad	0	1	3	1	2	3	1	2	23	0	1
59	Jordan, Michael	0	6	14	1	2	0	1	2	13	2	0
20	Smith, Kenny	0	3	8	2	2	0	2	5	32	5	2
24	Walt, Joe	2	4	1	2	5	3	5	16	1	1	
15	Hale, Steve	2	4	0	1	2	6	4	23	2	0	
37	Peppson, Dave	0	0	0	0	0	0	0	3	0	1	
32	Peterson, Buzz	1	4	0	0	0	0	1	2	4	0	
50	Exum, Cecil	0	0	0	0	0	1	0	1	0	0	
TEAM REBOUNDS (Included in Totals)												
TOTALS												

FG %: 1st Half 11-17 = .647 2nd Half 15-32 = .469 Game .419 Deadball Rebounds 1
 FT %: 1st Half 6-9 = .667 2nd Half 12-14 = .857 Game .676

OFFICIALS: Booker, James, Ron Spitzer, Mike Tenno

Technical Fouls: Indiana 32, North Carolina 40

Attendance: 16,723

**1984
2nd**

OFFICIAL NCAA BASKETBALL BOX SCORE Date March 17, 1984 Site Charlotte, N.C.
 VISITORS (Last Name, First) Temple

No.	FG	FGA	FT	FTA	REB	PF	TP	MIN	A	TO	BLK	S
1	Shawbury, Terence	1	12	24	2	3	4	5	26	39	0	1
30	Hull, Gregor	1	6	15	1	3	12	3	13	33	0	4
24	McNish, Colin	0	0	2	0	0	2	3	0	17	0	0
4	Coe, Ed	0	2	8	0	0	2	5	4	24	2	3
15	McLoughlin, Jim	0	5	13	0	2	3	4	10	39	6	1
34	Reyes, Charles	0	4	7	1	1	6	3	9	28	0	2
3	Blackwell, Nate	2	5	0	0	0	2	0	4	16	1	0
23	Chapman, Kevin	0	0	0	0	0	1	0	0	1	0	0
44	Boggett, Scott	0	1	0	0	1	0	0	0	1	0	0
10	Torres, Mark	0	1	0	2	2	0	0	0	1	0	0
31	Aguilar, Pete	0	0	0	0	0	0	0	0	1	0	0
TEAM REBOUNDS (Included in Totals)												
TOTALS												

FG %: 1st Half 30-71 (42.3%) 2nd Half 45-100 (45.0%) Game 40% Deadball Rebounds 2
 FT %: 1st Half 30-33 (90.9%) 2nd Half 20-20 (100%) Game 96.4%

HOME

UNC

No.	FG	FGA	FT	FTA	REB	PF	TP	MIN	A	TO	BLK	S
44	Doherty, Matt	1	4	9	0	0	6	1	8	35	5	2
41	Perkins, Sam	1	4	8	4	4	14	3	12	35	1	2
40	Daugherty, Brad	0	4	5	2	4	7	4	10	35	2	3
30	Smith, Kenny	0	3	8	5	7	4	0	11	35	6	0
23	Jordan, Michael	0	11	15	5	7	6	2	27	33	0	1
25	Hale, Steve	3	6	1	2	0	2	7	14	1	3	
24	Walt, Joe	1	3	0	0	4	1	2	3	0	1	
35	Peppson, Dave	0	0	0	0	0	0	0	2	0	0	
32	Peterson, Buzz	0	0	0	0	0	0	0	1	0	0	
50	Exum, Cecil	0	0	0	0	1	0	2	0	0	0	
TEAM REBOUNDS (Included in Totals)												
TOTALS												

FG %: 1st Half 48.5% (16-33) 2nd Half 66.7% (14-21) Game 55.6% Deadball Rebounds 0
 FT %: 1st Half 0-0 (0-0) 2nd Half 70.8% (17-24) Game 70.8%

OFFICIALS: Jim Howell, Jim Burr, Phil Robinson

Technical Fouls: Temple 29, UNC 37

Attendance: 11,666

1983 NCAA EAST REGION FINAL
GEORGIA 82, NORTH CAROLINA 77
MARCH 27, 1983
CARRIER DOME, SYRACUSE, N.Y.

**1983
E-8**

GEORGIA	FG	FT	REB	PF	PTS	A	TO	BLK	STL	MP
25-James Banks	7-10	6-6	1-4-5	3	20	3	2	0	0	37
32-Lamar Heard	4-6	0-0	4-5-9	1	8	2	0	0	1	40
Terry Fair	5-6	1-2	2-4-6	4	11	1	0	0	1	22
4-Gerald Crosby	6-12	5-8	0-3-3	3	17	2	5	0	2	33
10-Vern Fleming	6-16	5-8	3-5-8	3	17	5	2	0	1	39
30-Donald Harty	1-1	0-0	0-0-0	0	2	1	0	0	0	8
20-Derrick Floyd	0-0	0-0	0-0-0	0	0	1	0	0	0	3
31-Richard Corhen	3-6	1-4	2-1-3	3	7	1	1	2	0	18
Team			3-0-3							
TOTALS	32-57	18-28	15-22-37	17	82	16	10	2	5	200

GEORGIA PCTS

1ST	2ND	TOTALS	
FG	17-33 (.515)	15-24 (.625)	32-57 (.561)
FT	3-4 (.750)	15-24 (.625)	18-28 (.643)

NORTH CAROLINA

No.	FG	FT	REB	PF	PTS	A	TO	BLK	STL	MP
41-Sam Perkins	5-9	4-4	5-6-11	3	14	2	3	3	1	38
44-Matt Doherty	3-8	4-4	1-1-2	3	10	4	1	0	1	38
42-Brad Daugherty	6-10	3-3	2-7-9	4	15	0	1	0	0	29
23-Michael Jordan	11-23	4-5	2-4-6	5	26	0	2	1	1	34
24-Jim Braddock	5-9	0-1	2-0-2	2	10	7	4	0	1	36
43-Curtis Hunter	1-3	0-0	0-0-0	5	2	0	0	0	0	13
54-Warren Martin	0-0	0-0	1-1-2	0	0	0	0	0	0	5
25-Steve Hale	0-1	0-0	0-0-0	4	0	0	0	0	0	7
Team			0-0-0							
TOTALS	31-63	15-17	13-19-32	26	77	13	10	5	4	200

UNC PCTS

1ST	2ND	TOTALS	
FG	16-27 (.592)	15-36 (.417)	31-63 (.492)
FT	3-3 (1.000)	12-14 (.857)	15-17 (.882)

SCORING BY HALVES

GEORGIA	37	45	82
UNC	35	42	77

OFFICIALS: Bobby Dibler, Tom O'Neill, James Howell
 ATTENDANCE: 22,984

1983 NCAA EAST REGION SEMIFINAL
NORTH CAROLINA 64, OHIO STATE 51
MARCH 25, 1983
CARRIER DOME, SYRACUSE, N.Y.

**1983
16**

OHIO STATE	FG	FT	REB	PF	PTS	A	TO	BLK	STL	MP
00-Tony Campbell	6-12	1-2	3-3-6	2	13	0	1	0	0	38
42-Joe Concheck	5-9	4-5	1-4-5	3	14	1	0	0	0	27
13-Granville Waiters	2-5	1-3	2-3-5	4	5	0	1	2	1	35
14-Troy Taylor	3-9	4-5	1-1-2	4	10	4	4	0	3	33
20-Larry Huggins	2-5	0-0	0-3-3	1	4	0	3	0	0	26
15-Dave Jones	0-2	0-0	1-1-2	2	0	0	0	0	1	8
43-Keith Wesson	1-1	0-0	1-1-2	2	2	0	2	0	0	8
12-Ron Stokes	1-2	0-0	0-0-0	4	2	4	3	0	0	19
50-Alan Kortokrax	0-0	0-0	0-0-0	0	0	0	0	0	0	2
22-Mitch Haas	0-0	0-0	0-0-0	0	0	0	0	0	1	2
41-Henry Grace	0-0	0-0	0-0-0	0	0	0	1	0	0	1
44-Clinton Smith	0-0	1-2	0-0-0	1	1	0	0	0	0	1
55-Derrick Polk	0-0	0-0	0-0-0	0	0	0	0	0	0	1
Team			1-2-3							
TOTALS	20-45	11-17	10-18-28	23	51	9	15	2	6	200

OHIO STATE PCTS

1ST	2ND	TOTALS	
FG	11-21 (.523)	9-24 (.375)	20-45 (.444)
FT	8-11 (.727)	3-6 (.500)	11-17 (.647)

NORTH CAROLINA

No.	FG	FT	REB	PF	PTS	A	TO	BLK	STL	MP
42-Brad Daugherty	4-6	0-0	2-4-6	4	8	1	3	0	0	28
44-Matt Doherty	2-5	4-4	1-1-2	1	8	3	2	0	0	39
41-Sam Perkins	5-12	5-6	1-5-6	4	15	0	1	0	2	24
23-Michael Jordan	5-15	7-9	2-5-7	3	17	0	1	1	0	36
24-Jim Braddock	2-3	6-6	0-2-2	1	10	3	2	0	0	38
43-Curtis Hunter	1-1	0-0	0-1-1	2	2	2	2	0	0	10
54-Warren Martin	2-3	0-0	1-0-1	0	4	1	0	1	0	17
25-Steve Hale	0-0	0-0	0-0-0	1	0	1	0	0	0	2
32-John Brownlee	0-0	0-0	0-0-0	0	0	1	0	0	1	5
50-Cecil Exum	0-0	0-0	0-0-0	1	0	0	0	0	0	1
51-Timo Makkonen	0-0	0-0	0-0-0	0	0	0	0	0	0	0+
Team			1-0-1							
TOTALS	21-45	22-25	8-18-26	17	64	11	10	2	3	200

UNC PCTS

1ST	2ND	TOTALS	
FG	11-21 (.523)	10-24 (.417)	21-45 (.467)
FT	7-8 (.875)	15-17 (.882)	22-25 (.880)

SCORING BY HALVES

OHIO STATE	30	21	51
UNC	29	35	64

OFFICIALS: Joe Sylvester, Ron Spitzer, Woody Mayfield



NCAA TOURNAMENT BOX SCORES

1983 2nd Round vs. James Madison
 1982 National Championship vs. Georgetown
 1982 National Semifinal vs. Houston
 1982 Elite 8 vs. Villanova

1983 NCAA EAST REGION SECOND ROUND
 NORTH CAROLINA 68, JAMES MADISON 49
 MARCH 19, 1983
 GREENSBORO COLISEUM, GREENSBORO, N.C.

1983
2nd

JAMES MADISON	FG	FT	REB	PF	PTS	A	TO	BLK	STL	MP
Greg Mosten	0-3	0-0	1	3	0	1	2	0	1	22
Bob Donohoe	3-5	0-0	3	3	6	1	1	0	0	22
Dan Ruland	6-13	3-3	3	4	15	1	3	0	3	38
Charles Fisher	8-10	0-0	1	3	16	2	4	0	3	38
David Dupont	3-7	1-2	1	4	7	6	5	0	1	33
Darrell Jackson	0-0	0-0	0	0	0	1	1	0	0	5
Derek Steele	2-8	0-0	1	1	4	5	1	0	1	21
Keith Bradley	0-2	0-0	2	4	0	1	1	0	0	12
Jimmy Masloff	0-0	0-0	1	0	0	0	1	0	0	1
William Hughes	0-1	0-0	1	1	0	1	0	0	0	5
Woody Boler	0-0	1-3	2	0	1	0	0	0	0	1
Eric Esch	0-0	0-0	1	0	0	0	0	0	0	2
Team			4							
TOTALS	22-49	5-8	21	23	49	19	19	0	9	200

JMU PCTS	1ST	2ND	TOTALS
FG	7-19 (.368)	15-30 (.500)	22-49 (.449)
FT	3-4 (.750)	2-4 (.500)	5-8 (.625)

NORTH CAROLINA	FG	FT	REB	PF	PTS	A	TO	BLK	STL	MP
44-Matt Doherty	4-6	6-8	4	2	14	4	3	0	1	38
41-Sam Perkins	7-11	4-8	6	0	18	2	1	3	1	31
42-Brad Daugherty	2-3	1-3	3	5	5	1	2	0	1	26
24-Jim Braddock	3-6	0-0	1	0	6	7	3	0	3	36
23-Michael Jordan	6-8	4-4	3	4	16	3	2	3	0	30
54-Warren Martin	1-1	2-2	5	1	4	1	2	0	0	15
25-Steve Hale	0-1	0-0	0	0	0	0	0	0	1	5
43-Curtis Hunter	2-2	0-0	0	1	4	1	3	0	2	8
32-John Brunlee	0-0	1-3	0	0	1	0	0	0	0	1
50-Cecil Exum	0-0	0-0	2	0	0	1	1	1	0	3
Team			3							
TOTALS	25-38	18-28	27	13	68	20	17	7	9	200

UNC PCTS	1ST	2ND	TOTALS
FG	12-20 (.600)	13-18 (.722)	25-38 (.658)
FT	4-4 (1.000)	14-24 (.583)	18-28 (.693)

SCORING BY HALVES	JMU	UNC
1st	17	32
2nd	32	49
Total	49	81

OFFICIALS: Denny Bishop, Tom Harrington, Ron Spitzer
 TECHNICAL FOULS: JMU coach
 ATTENDANCE: 22,984

1982
FF

CHAMPIONSHIP GAME - 44th ANNUAL NATIONAL COLLEGIATE BASKETBALL CHAMPIONSHIP
 OFFICIAL NCAA BASKETBALL BOX SCORE Date March 29, 1982 Site SUPERDOME - NEW ORLEANS

GEORGETOWN	FG	FGA	FT	FTA	REB	PF	TP	A	TO	BLK	S	MIN
32 SMITH, ERIC	16	8	2	2	3	6	14	5	2			35
40 HANCOCK, MIKE	0	2	0	0	0	1	0	0	1			8
23 EWING, PAT	10	15	3	3	11	4	23	1	0	2	3	37
20 BROWN, FRED	1	2	2	2	2	4	4	5	4			29
21 FLOYD, ERIC	9	17	0	0	3	2	18	5	3	4		39
50 SPRINGS, RD	0	2	1	2	1	2	1	0	1			23
11 JONES, ANTHONY	1	3	0	0	0	0	2	0	0			16
24 MARTIN, BILL	0	2	0	0	0	1	0	0	1			5
22 SMITH, GENE	0	0	0	0	0	1	0	0	0			7
Team												
TOTALS	27	51	8	9	22	20	62	16	12	2	11	200

FG %: 1st Half	2nd Half	Game	Deadball Rebounds
52.6	53.2	52.9	1
FT %: 1st Half	2nd Half	Game	
100	85.7	88.9	

NORTH CAROLINA	FG	FGA	FT	FTA	REB	PF	TP	A	TO	BLK	S	MIN
44 DOHERTY, MATT	1	3	2	3	3	0	4	1	3			3
52 WORTHY, JAMES	13	17	2	7	4	3	28	0	3			33
41 PERKINS, SAM	3	7	4	6	7	2	10	1	0	1		3
21 BLACK, JIMMY	1	4	2	2	3	2	4	7	2			13
23 JORDAN, MICHAEL	7	13	2	2	9	2	16	2	3			23
22 PETERSON, BUZZ	0	3	0	0	1	0	0	1	2			1
24 BRADDOCK, JIM	0	0	0	0	0	1	0	1	0			1
45 BRUST, CHRIS	0	0	1	2	1	1	1	1	0			1
Team												
TOTALS	25	47	13	22	30	11	63	14	13	1	9	195

FG %: 1st Half	2nd Half	Game	Deadball Rebounds
48.3	61.1	53.2	3
FT %: 1st Half	2nd Half	Game	
100	62.5	59.1	

OFFICIALS: Bobby Dibbler (WAC) Hank Nichols (Metro)
 SCORE BY PERIODS 1st H. 2nd H. OT OT FIN
 Technical Fouls: GEORGETOWN 32 30 0 0 0 0

FIRST SEMIFINAL 44th ANNUAL NATIONAL COLLEGIATE BASKETBALL CHAMPIONSHIP
 OFFICIAL NCAA BASKETBALL BOX SCORE Date March 27, 1982 Site SUPERDOME -

1982
FF

HOUSTON	FG	FGA	FT	FTA	REB	PF	TP	A	TO	BLK	S	MIN
27 DREXLER, CLYDE	6	12	5	6	9	9	17	3	3			40
43 YOUNG, MICHAEL	1	7	0	1	3	0	2	1	0			15
41 MICHAEUX, LARRY	8	14	2	3	6	2	18	0	1	2		37
00 ROSE, LYNDEN	10	15	0	2	2	2	20	3	3			36
21 WILLIAMS, ROBERT	0	8	2	2	1	1	2	2	3			35
50 WILLIAMS, BRYAN	0	1	0	0	1	2	0	0	1			12
35 OLATUNWO, AKEEM	1	3	0	0	6	4	2	0	1	2		20
13 DAVIS, ERIC	1	2	0	0	0	3	2	1	1			4
33 ANDERS, BENNY	0	2	0	0	0	2	0	0	1			1
Team												
TOTALS	27	64	9	14	33	19	63	9	12	4	10	200

FG %: 1st Half	2nd Half	Game	Deadball Rebounds
50.0	42.2	42.2	2
FT %: 1st Half	2nd Half	Game	
75.0	60.0	67.3	

NORTH CAROLINA	FG	FGA	FT	FTA	REB	PF	TP	A	TO	BLK	S	MIN
44 DOHERTY, MATT	2	7	1	2	1	1	5	5	2			37
52 WORTHY, JAMES	7	10	0	0	4	3	14	3	2			31
41 PERKINS, SAM	9	11	7	7	10	1	25	1	1			31
21 BLACK, JIMMY	1	2	4	6	3	4	6	4	4			31
23 JORDAN, MICHAEL	7	14	4	4	5	4	18	2	3			31
22 PETERSON, BUZZ	0	0	0	0	1	0	0	0	1			3
45 BRUST, CHRIS	0	0	0	0	0	1	0	0	0			3
24 MARTIN, WARREN	0	0	0	0	0	0	0	0	0			1
24 BRADDOCK, JIM	0	0	0	0	0	0	0	0	0			3
Team												
TOTALS	26	44	16	19	26	14	68	15	15	2	5	198

FG %: 1st Half	2nd Half	Game	Deadball Rebounds
48.1	46.5	47.3	2
FT %: 1st Half	2nd Half	Game	
83.3	84.6	84.2	

OFFICIALS: Bobby Dibbler (WAC) Hank Nichols (Metro)
 SCORE BY PERIODS 1st H. 2nd H. OT OT FIN
 Technical Fouls: HOUSTON 29 34 0 0 0 0

1982
E-8

VISITORS (Last Name, First) - Final - Villanova vs. UNC - Chapel Hill
 OFFICIAL NCAA BASKETBALL BOX SCORE Date March 27, 1982 Site SUPERDOME -

UNC - Chapel Hill	FG	FGA	FT	FTA	REB	PF	TP	A	TO	BLK	S	MIN
44 DOHERTY, MATT	4	7	5	5	1	2	13	3	3			15
52 WORTHY, JAMES	6	10	2	3	5	2	14	4	2			18
41 PERKINS, SAM	4	8	5	5	7	4	13	2	1	3		38
21 BLACK, JIMMY	4	5	3	4	3	2	11	10	2			19
23 JORDAN, MIKE	5	9	5	7	1	2	15	2	2			30
45 BRUST, CHRIS	0	0	0	0	0	0	0	0	2			4
22 PETERSON, BUZZ	1	2	0	0	1	0	2	0	0			8
24 BRADDOCK, JIM	0	0	0	0	0	0	0	0	0			2
43 BRADLOW, JEB	1	1	0	0	0	0	2	0	0			2
50 EXUM, CEIL	0	1	0	0	0	0	0	0	0			2
24 MARTIN, WARREN	0	0	0	0	0	0	0	0	0			1
44 ROBINSON, LYNDEN	0	0	0	0	0	0	0	0	1			1
Team												
TOTALS	25	44	20	24	20	12	70	21	13	5	5	200

FG %: 1st Half	2nd Half	Game	Deadball Rebounds
44.7	55.0	56.8	6
FT %: 1st Half	2nd Half	Game	
80.0	75.7	77.9	

Villanova	FG	FGA	FT	FTA	REB	PF	TP	A	TO	BLK	S	MIN
3 VOWARD, AARON	3	5	0	0	0	0	6	0	0			18
52 RINGNEY, ED	8	13	2	4	10	3	18	0	3			39
45 PINONE, JOHN	6	11	2	3	6	5	14	4	2			37
10 GRANGER, STEWART	2	8	0	0	1	4	4	6	4			35
33 McCLAIN, DWAYNE	2	7	0	0	2	3	4	0	1			21
44 DORRIS, FRANK	1	5	2	2	1	0	4	1	0			18
22 McCLAIN, GARY	2	2	0	0	0	0	4	0	2			6
25 McQUINN, MIKE	1	2	0	0	3	2	2	1	1			21
44 SHERRY, JEFF	0	0	0	0	0	0	0	0	0			2
43 SIKES, JOHN	1	1	0	0	0	0	2	0	0			2
3 LUTSCHBAUM, MANDIE	1	1	0	0	0	0	2	0	0			1
Team												
TOTALS	27	55	6	9	23	22	60	12	13	1	3	200

FG %: 1st Half	2nd Half	Game	Deadball Rebounds
32.0	40.0	36.0	5
FT %: 1st Half	2nd Half	Game	
50.0	70.0	61.9	

OFFICIALS: Joe Fortis, Tom Ruckee and Bob Westman
 SCORE BY PERIODS 1st H. 2nd H. OT OT FIN
 Technical Fouls: None
 Attendance: 12,400
 U.N.C.-CH 28 42 0 0 0 70
 VILLANOVA 22 38 0 0 0 60



NCAA TOURNAMENT BOX SCORES

1982 Sweet 16 vs. Alabama
 1982 2nd Round vs. James Madison
 1981 National Championship vs. Indiana
 1981 National Semifinal vs. Virginia

1982

1982
OFFICIAL NCAA BASKETBALL BOX SCORE Date March 12, 1982 Site Charlotte Coliseum, Raleigh, N.C.

***** VISITORS (Last Name, First) *****
 ALABAMA

NO.	NAME	PG	FGA	FT	FTA	REB	PF	TP	A	TO	BLK	S	MIN
1	WALKER, Ed	5	9	6	6	2	2	16	9	0	0	0	34
2	DOHERTY, Matt	4	11	8	8	3	3	16	3	3	0	0	34
3	WORTHY, James	5	8	5	7	5	2	15	1	1	0	1	34
4	PERKINS, Sam	6	7	5	4	2	1	14	6	4	0	0	34
5	BLACK, Jimmy	3	6	5	5	3	4	11	3	2	0	1	33
6	NORDAN, Mike	1	1	0	1	1	1	2	0	0	0	1	2
7	PETERSON, Buzz	0	0	0	0	1	0	0	0	0	0	0	3
8	BARLOW, Jeb	0	1	0	0	1	0	0	0	0	0	0	5
9	BRUST, Chris	0	0	0	0	0	0	0	1	0	0	0	2
10	BRADDOCK, Jim	0	0	0	0	0	0	0	0	0	0	0	1
11	MARTIN, Warren	0	0	0	0	0	0	0	0	0	0	0	1
12	EXUM, Cecil	0	0	0	0	0	0	0	0	0	0	0	1

TEAM REBOUNDS (Included in Totals) **2**

TOTALS **24 43 26 31 25 14 74 17 12 0 3 20**

FG %: 1st Half 15/28 = 53.6% 2nd Half 9/15 = 60.0% Game 24/43 = 55.8% Deadball Rebounds **3**
 FT %: 1st Half 11/18 = 61.1% 2nd Half 15/19 = 78.9% Game 26/37 = 70.3%

***** HOME *****
 ALABAMA

NO.	NAME	PG	FGA	FT	FTA	REB	PF	TP	A	TO	BLK	S	MIN
33	WINDHAM, Chris	2	4	2	2	2	2	6	0	0	0	0	9
34	PHILLIPS, Eddie	7	9	2	4	2	0	16	0	1	0	0	34
35	HURT, Bobby Lee	6	8	0	0	8	0	12	0	1	1	0	34
36	WATLEY, Dennis	4	13	2	2	3	10	4	6	0	2	0	34
37	DAVIS, Mike	3	6	1	2	1	3	7	1	1	0	0	34
38	ROBERTSON, Eric	5	7	0	0	0	3	10	6	1	0	0	34
39	WILLIAMS, Tanny	1	3	0	0	1	1	2	0	1	1	0	12
40	LOCKETT, Phillip	1	3	4	6	3	0	6	0	0	0	0	12

TEAM REBOUNDS (Included in Totals) **2**

TOTALS **29 53 11 16 21 27 69 11 10 2 2 3**

FG %: 1st Half 15/28 = 53.6% 2nd Half 14/18 = 77.8% Game 29/46 = 63.0% Deadball Rebounds **4**
 FT %: 1st Half 6/10 = 60.0% 2nd Half 5/6 = 83.3% Game 11/16 = 68.8%

OFFICIALS: Jim Egan, Mike Tanco & Richard Callahan SCORE BY PERIODS 1st H. 2nd H. OT OT FINAL
 Technical Fouls: NONE UAC-CH **41 33**
 Standards: 12-400 Alabama **36 33**

1982

1982
OFFICIAL NCAA BASKETBALL BOX SCORE Date Mar. 13, 1982 Site Charlotte Coliseum

***** VISITORS (Last Name, First) *****
 JAMES MADISON

NO.	NAME	PG	FGA	FT	FTA	REB	PF	TP	A	TO	BLK	S	MIN
22	JACKSON, Darrell	1	2	2	1	3	2	5	0	1	0	0	7
30	TOMNES, Linton	1	5	10	2	2	1	4	12	3	1	0	34
40	RULAND, Dan	1	6	10	0	0	6	4	12	1	0	0	3
12	FISHER, Charles	9	5	6	2	2	0	2	12	1	3	0	4
14	DUPONT, David	9	2	4	0	0	5	3	4	4	4	0	3
10	KEYS, Troy												
20	MASLOFF, Jimmy												
23	STEELE, Derek	0	2	2	2	2	3	2	3	4	0	0	13
32	BRADLEY, Keith	1	3	1	2	5	4	3	0	1	0	0	2
33	BOLER, Woody	0	0	0	0	0	0	0	0	1	0	0	2
34	MOSTEN, Greg												
42	DONOGHE, Bob												

TEAM REBOUNDS (Included in Totals) **15**

TOTALS **21 37 8 11 22 22 50 12 15 0 4 20**

FG %: 1st Half 11/18 = 61.1% 2nd Half 10/19 = 52.6% Game 21/37 = 56.8% Deadball Rebounds **2**
 FT %: 1st Half 6/7 = 85.7% 2nd Half 2/2 = 100% Game 8/11 = 72.7%

***** HOME *****
 NORTH CAROLINA

NO.	NAME	PG	FGA	FT	FTA	REB	PF	TP	A	TO	BLK	S	MIN
44	DOHERTY, Matt	1	2	4	1	3	2	3	5	2	3	0	1
52	WORTHY, James	1	4	7	7	8	4	2	15	1	3	1	34
41	PERKINS, Sam	0	7	13	3	6	10	2	17	2	4	1	34
21	BLACK, Jimmy	9	4	4	1	4	0	4	9	4	0	0	28
23	JORDAN, Michael	9	3	8	0	2	1	2	6	0	2	0	37
4	ROBERTSON, Linwood												
22	PETERSON, Buzz	0	0	0	0	0	0	0	0	0	0	0	2
24	BRADDOCK, Jim	0	0	0	0	2	2	0	1	0	0	0	13
32	BROWNLEE, John												
43	BARLOW, Jeb	0	0	0	0	0	0	0	0	0	0	0	1
45	BRUST, Chris	0	0	0	0	0	0	0	0	0	0	0	1
50	EXUM, Cecil												
51	MAKKONEN, Timo												
54	MARTIN, Warren	0	0	0	0	0	0	0	0	0	0	0	1

TEAM REBOUNDS (Included in Totals) **15**

TOTALS **20 36 12 23 20 15 62 10 12 2 5 200**

FG %: 1st Half 13/22 = 59.1% 2nd Half 7/16 = 43.8% Game 20/38 = 52.6% Deadball Rebounds **4**
 FT %: 1st Half 5/7 = 71.4% 2nd Half 7/14 = 50.0% Game 12/21 = 57.1%

OFFICIALS: Jerry Yaebrough, Richard Weiler, Paul Holly SCORE BY PERIODS 1st H. 2nd H. OT OT FINAL
 Technical Fouls: 1-2 James Madison **29 22 1 50**
 Attendance: SELL OUT North Carolina **31 24 1 52**

1981

1981
OFFICIAL NCAA BASKETBALL BOX SCORE Date March 30, 1981 Site The Spectrum - Philadelphia

***** VISITORS (Last Name, First) *****
 INDIANA

NO.	NAME	PG	FGA	FT	FTA	REB	PF	TP	A	TO	BLK	S	MIN
30	KITCHEN, TED	1	0	1	0	0	3	0	4	1	2	1	24
32	TURNER, LANDON	5	8	2	2	6	0	12	1	2	1	2	40
45	TOLBERT, RAY	1	4	3	6	11	0	5	2	1	2	40	
11	THOMAS, LASH	9	8	17	7	8	2	4	23	5	3	4	40
34	WITTMAN, RANDY	9	7	13	2	4	2	16	2	1	0	0	40
21	RISLEY, STEVE	1	1	3	4	1	1	5	1	1	0	0	12
30	THOMAS, TIM	1	4	0	0	4	2	2	8	4	1	2	24

TEAM REBOUNDS (Included in Totals) **2**

TOTALS **23 48 17 22 33 17 63 14 14 1 8 200**

FG %: 1st Half 11/29 = 37.9% 2nd Half 12/19 = 63.2% Game 23/48 = 47.9% Deadball Rebounds **0**
 FT %: 1st Half 5/7 = 71.4% 2nd Half 12/15 = 80.0% Game 17/22 = 77.3%

***** HOME *****
 NORTH CAROLINA

NO.	NAME	PG	FGA	FT	FTA	REB	PF	TP	A	TO	BLK	S	MIN
30	WOOD, AL	1	6	13	10	9	6	4	18	2	4	1	38
54	WORTHY, JAMES	5	3	11	12	6	0	7	2	4	1	1	30
41	PERKINS, SAM	0	5	8	1	2	8	3	11	1	2	2	39
11	PEPPER, MIKE	9	2	5	2	2	1	6	0	2	2	2	23
21	BLACK, JIMMY	9	3	4	0	2	0	6	6	4	4	3	36
34	BUDKO, PETE	0	1	0	0	1	0	0	0	0	0	0	1
44	DOHERTY, MATT	1	2	0	1	4	4	2	6	2	0	0	17
24	BRADDOCK, JIM	0	2	0	0	0	1	0	1	1	0	0	4
45	BRUST, CHRIS	0	0	0	0	0	0	0	0	0	0	0	3
32	KENNY, ERIC	0	1	0	0	1	0	0	0	0	0	0	1

TEAM REBOUNDS (Included in Totals) **0**

TOTALS **20 47 10 16 29 23 50 12 19 2 9 200**

FG %: 1st Half 11/22 = 50.0% 2nd Half 9/25 = 36.0% Game 20/47 = 42.6% Deadball Rebounds **1**
 FT %: 1st Half 4/7 = 57.1% 2nd Half 6/9 = 66.7% Game 10/16 = 62.5%

OFFICIALS: Ken Lauderdale (SEC) Lou Moser (ACC) SCORE BY PERIODS 1st H. 2nd H. OT OT FINAL
 Technical Fouls: 1-2 INDIANA **27 36 63**
 Attendance: 18,276 NO. CAROLINA **26 24 50**

1981

1981
OFFICIAL NCAA BASKETBALL BOX SCORE Date March 28, 1981 Site The Spectrum - Philadelphia

***** VISITORS (Last Name, First) *****
 NORTH CAROLINA

NO.	NAME	PG	FGA	FT	FTA	REB	PF	TP	A	TO	BLK	S	MIN
30	WOOD, AL	1	14	19	11	13	10	3	39	1	0	0	36
54	WORTHY, JAMES	1	2	8	4	7	3	2	1	2	2	1	40
41	PERKINS, SAM	0	4	7	3	5	9	4	11	1	3	1	40
11	PEPPER, MIKE	9	0	4	0	0	1	2	0	0	0	0	11
21	BLACK, JIMMY	9	4	6	2	3	1	4	10	4	2	2	32
44	DOHERTY, MATT	0	1	8	9	4	1	8	3	4	1	3	32
24	BRADDOCK, JIM	0	1	0	0	0	0	0	1	0	0	0	8
32	KENNY, ERIC	1	1	0	0	1	0	2	0	0	0	0	12

TEAM REBOUNDS (Included in Totals) **2**

TOTALS **25 47 28 37 31 16 78 11 11 3 5 200**

FG %: 1st Half 8/21 = 38.1% 2nd Half 17/26 = 65.4% Game 25/47 = 53.2% Deadball Rebounds **2**
 FT %: 1st Half 11/14 = 78.6% 2nd Half 17/23 = 73.9% Game 28/37 = 75.7%

***** HOME *****
 VIRGINIA

NO.	NAME	PG	FGA	FT	FTA	REB	PF	TP	A	TO	BLK	S	MIN
3	LANDEFF, BOB	1	7	18	4	4	7	0	18	4	1	3	39
44	GATES, TERRY	1	1	0	0	4	4	2	0	0	0	0	23
24	SAMPSON, RALPH	0	3	10	5	7	9	3	11	1	4	3	36
11	WILSON, OTHELL	9	4	7	0	0	2	4	8	3	5	1	23
24	JONES, TERRY	9	5	13	1	1	3	3	11	5	3	1	30
16	STOKES, RICKY	0	2	0	0	1	3	0	0	0	1	0	15
25	BAKER, LEE	5	9	3	3	5	0	13	1	0	1	2	25
66	LATTIMORE, LEWIS	1	1	0	0	1	0	2	0	0	0	0	1

TEAM REBOUNDS (Included in Totals) **2**

TOTALS **26 61 13 15 34 27 65 14 14 3 7 200**

FG %: 1st Half 12/24 = 50% 2nd Half 14/37 = 37.8% Game 26/61 = 42.6% Deadball Rebounds **1**
 FT %: 1st Half 3/4 = 75% 2nd Half 10/11 = 90.9% Game 13/15 = 86.7%

OFFICIALS: Dale Kelley (SEC) James Howell (Southeastern) SCORE BY PERIODS 1st H. 2nd H. OT OT FINAL
 Technical Fouls: 1-2 No. Carolina **27 51 78**
 Attendance: 18,276 VIRGINIA **27 38 65**



NCAA TOURNAMENT BOX SCORES

1981 Elite 8 vs. Kansas State
 1981 Sweet 16 vs. Utah
 1981 2nd Round vs. Pittsburgh
 1980 2nd Round vs. Texas A&M

1981 E-8

OFFICIAL NCAA BASKETBALL BOX SCORE Date March 21, 1981 Site Salt Lake City, UT

VISITORS (Last Name, First) NCAA WEST REGIONAL FINALS -- FINAL BOX SCORE // FINAL BOX SCORE

NO.	NAME	FG	FGA	FT	FTA	REB	PF	TP	A	TO	BLK	S	MIN
32	ADAMS, Tyrone	f	2	9	0	1	7	2	4	3	2	1	27
45	NEALY, Ed	f	6	10	0	0	7	4	12	3	2	3	28
52	REED, Randy	c	6	12	7	5	4	19	0	2	1	2	28
12	JANKOVICH, Tim	g	1	6	2	4	0	3	4	7	1	3	30
25	BLACKMAN, Rolando	g	10	17	1	1	10	1	21	2	0	0	38
10	REID, Steve	✓	0	1	0	0	0	1	0	0	0	0	2
20	BARTON, Fred	✓	2	4	0	0	0	0	4	0	1	0	8
34	GALVAO, Eduardo	✓	2	8	0	0	1	4	4	2	0	1	2
41	CRAFT, Les	✓	0	2	0	0	0	0	0	0	0	0	8
43	MOSIER, Bill												
50	MARX, John												
51	SALTER, Eric												
53	FRUDHOE, Greg												
TEAM REBOUNDS (Included in Totals)													
TOTALS													
FG %: 1st Half 40% 2nd Half 42% Game 42% Deadball Rebounds 2													
FT %: 1st Half 70% 2nd Half 100% Game 76%													

NO.	NAME	FG	FGA	FT	FTA	REB	PF	TP	A	TO	BLK	S	MIN
30	WOOD, Al	f	10	17	1	17	3	21	3	1	1	0	37
52	WORTHY, James	f	6	16	3	4	4	15	5	1	2	3	35
41	PERKINS, Sam	c	7	14	2	11	3	16	4	2	1	1	35
11	PEPPER, Mike	g	2	2	0	0	2	4	1	0	1	1	14
21	BLACK, Jimmy	g	1	3	6	6	1	2	3	3	0	0	36
24	BRADDOCK, Jim	✓	1	1	0	0	0	0	2	1	1	0	6
32	KENNY, Eric	✓	0	1	0	0	1	0	0	0	0	0	1
33	SHAFFER, Dean												
34	BUDKO, Pete	✓	0	0	0	0	1	0	0	0	0	0	10
43	BARLOW, Jeb	✓	0	0	0	0	0	0	0	0	0	0	1
44	DOHERTY, Matt	✓	6	7	4	6	5	2	16	3	0	2	28
45	BRUST, Chris	✓	0	0	0	0	0	0	0	0	0	0	2
50	EXUM, Cecil	✓	0	0	0	0	0	0	0	0	0	0	1
TEAM REBOUNDS (Included in Totals)													
TOTALS													
FG %: 1st Half 57% 2nd Half 50% Game 54% Deadball Rebounds 2													
FT %: 1st Half 100% 2nd Half 80% Game 84%													

OFFICIALS: Booker Turner, Ken Lauderdale, Lou Moser
 Technical Fouls: DEAN SMITH (N.C. COACH) G.T. PERRY (PITTSBURGH)
 Attendance: 15,429 PAID By National Collegiate Athletic Association 1978

1981 16

OFFICIAL NCAA BASKETBALL BOX SCORE Date 3/15/81 Site Texas - Ex 9A

VISITORS (Last Name, First) NCAA WEST REGIONAL SEMI-FINALS -- Second Half // FINAL BOX SCORE

NO.	NAME	FG	FGA	FT	FTA	REB	PF	TP	A	TO	BLK	S	MIN
1	VRANES, Danny	f	5	14	3	4	14	1	13	1	2	1	25
1	KANKOSKI, Karl	f	1	9	0	0	2	5	2	0	0	0	12
1	CHAMBERS, Tom	c	4	9	3	4	8	4	11	1	1	1	24
1	MARTIN, Scott	g	6	13	3	3	1	4	15	8	4	3	40
1	MANNION, Pace	g	5	8	0	0	5	2	10	2	5	1	38
1	McCLAIN, Reuben												
1	WILLIAMS, Peter	✓	0	0	0	0	0	3	0	0	0	0	3
1	HILL, Scott												
1	HAMMER, Craig	✓	1	4	0	0	1	1	2	2	0	1	18
1	FOLSON, Steve												
1	ROBINSON, Angelo	✓	0	0	0	0	0	0	0	0	0	0	1
1	WINANS, Chris	✓	1	1	1	2	0	1	3	1	1	0	11
TEAM REBOUNDS (Included in Totals)													
TOTALS													
FG %: 1st Half 37% 2nd Half 56% Game 39% Deadball Rebounds													
FT %: 1st Half 83% 2nd Half 74% Game 76%													

NO.	NAME	FG	FGA	FT	FTA	REB	PF	TP	A	TO	BLK	S	MIN
1	WOOD, Al	f	7	12	1	3	6	1	15	0	3	1	23
1	PERKINS, Sam	f	7	14	1	2	11	4	15	0	4	4	33
1	WORTHY, James	c	4	6	7	10	10	2	15	6	3	2	33
1	PEPPER, Mike	g	1	2	0	0	1	3	2	0	0	0	2
1	BLACK, Jimmy	g	1	3	0	1	2	4	2	8	5	1	32
1	BRADDOCK, Jim	✓	0	0	0	0	0	0	0	0	0	0	3
1	KENNY, Eric	✓	0	0	0	0	0	0	0	0	0	0	1
1	SHAFFER, Dean												
1	BUDKO, Pete	✓	0	1	0	0	1	0	0	0	0	0	9
1	BARLOW, Jeb												
1	DOHERTY, Matt	✓	3	5	6	8	2	2	12	2	3	2	2
1	BRUST, Chris	✓	0	0	0	0	1	0	0	0	0	0	1
1	EXUM, Cecil												
TEAM REBOUNDS (Included in Totals)													
TOTALS													
FG %: 1st Half 42% 2nd Half 70% Game 53% Deadball Rebounds 1													
FT %: 1st Half 74% 2nd Half 58% Game 62%													

OFFICIALS: Tom Fincken (Big Sky, WAC); Bob Wortman (NAC),
 Technical Fouls: WORTHY (N.C.)
 Attendance: 3,600 PAID By National Collegiate Athletic Association 1978

1981 2nd

OFFICIAL NCAA BASKETBALL BOX SCORE Date 3/15/81 Site Texas - Ex 9A

VISITORS (Last Name, First) PITTSBURGH

NO.	NAME	FG	FGA	FT	FTA	REB	PF	TP	A	TO	BLK	S	MIN
1	Mc MILLAN, LAMAR	f	0	2	0	0	4	0	0	0	0	0	0
1	CLANGY, SAM	f	1	8	1	0	5	1	16	1	1	1	38
1	BRONZOVIC, PAUL	g	1	2	0	0	1	4	2	0	0	0	16
1	NEVERSON, CALTON	g	7	14	3	4	1	3	17	0	0	0	35
1	WALLACE, DWAYNE	g	4	14	3	3	2	0	3	1	0	0	21
1	WADSWORTH, CLAYCE	g	2	4	5	6	2	2	1	0	0	0	13
1	SCHEIDT, BO	g	0	1	0	1	2	1	0	0	0	0	15
1	BEATY, STEVE	g	0	1	0	0	0	2	0	0	0	0	10
1	GUSTERSANG, DARREN	g	0	2	2	3	0	0	0	0	0	0	8
1	OLIGER, CARL	g	0	1	0	0	0	0	0	0	0	0	2
1	WALLACE, ED	g	0	0	0	0	0	1	0	0	0	0	2
1	GREENY, SCOTT	g	0	1	0	0	0	1	0	0	0	0	2
TEAM REBOUNDS (Included in Totals)													
TOTALS													
FG %: 1st Half 40% 2nd Half 37% Game 37% Deadball Rebounds 3													
FT %: 1st Half 63% 2nd Half 76% Game 70%													

NO.	NAME	FG	FGA	FT	FTA	REB	PF	TP	A	TO	BLK	S	MIN
1	WOOD, Al	f	10	17	1	17	3	21	3	1	1	0	37
1	PERKINS, Sam	c	7	14	2	11	3	16	4	2	1	1	35
1	PEPPER, Mike	g	2	2	0	0	2	4	1	0	1	1	14
1	BLACK, Jimmy	g	1	3	6	6	1	2	3	3	0	0	36
1	BRADDOCK, Jim	✓	1	1	0	0	0	0	2	1	1	0	6
1	KENNY, Eric	✓	0	1	0	0	1	0	0	0	0	0	1
1	SHAFFER, Dean												
1	BUDKO, Pete	✓	0	0	0	0	1	0	0	0	0	0	10
1	BARLOW, Jeb	✓	0	0	0	0	0	0	0	0	0	0	1
1	DOHERTY, Matt	✓	6	7	4	6	5	2	16	3	0	2	28
1	BRUST, Chris	✓	0	0	0	0	0	0	0	0	0	0	2
1	EXUM, Cecil	✓	0	0	0	0	0	0	0	0	0	0	1
TEAM REBOUNDS (Included in Totals)													
TOTALS													
FG %: 1st Half 57% 2nd Half 50% Game 54% Deadball Rebounds 2													
FT %: 1st Half 100% 2nd Half 80% Game 84%													

OFFICIALS: JIM SANDERS, LARRY LAMAS, CHARLES YOUNG
 Technical Fouls: PITT
 Attendance: 8,500 PAID By National Collegiate Athletic Association 1978

1980 2nd

OFFICIAL NCAA BASKETBALL BOX SCORE Date 3/19/80 Site NTSU

VISITORS (Last Name, First) TEXAS A&M

NO.	NAME	FG	FGA	FT	FTA	REB	PF	TP	A	TO	BLK	S	MIN
1	SANTA, VERNON	f	4	13	3	4	9	3	11	1	3	1	1
1	WRIGHT, RAY	f	4	11	2	5	13	5	10	1	2	1	2
1	WOODS, RYAN	g	5	6	4	10	5	4	14	1	1	1	1
1	GOFF, DAVID	g	1	3	5	6	1	2	7	2	1	2	1
1	RENNETT, DAVID	g	8	18	7	12	6	2	23	2	4	1	1
1	KULEY, CLAYCE	g	2	3	2	2	6	3	6	1	1	1	1
1	LAMON, TIBBIE	g	0	1	7	9	2	1	7	0	0	0	1
TEAM REBOUNDS (Included in Totals)													
TOTALS													
FG %: 1st Half 50% 2nd Half 42% Game 43% Deadball Rebounds 3													
FT %: 1st Half 20% 2nd Half 40% Game 25%													

NO.	NAME	FG	FGA	FT	FTA	REB	PF	TP	A	TO	BLK	S	MIN
1	WOOD, Al	f	9	19	8	12	9	4	26	2	1	1	46
1	O'NEAL, MIKE	f	5	13	1	2	18	5	11	1	3	1	45
1	WOLF, JEFF	g	1	2	0	2	3	5	2	1	1	1	33
1	COLLECCO, DAVE	g	1	7	3	3	1	3	5	1	1	1	45
1	YOUNG, JOHN	g	5	12	1	3	2	4	11	1	1	1	20
1	CHAMBER, RICK	g	0	3	0	0	4	5	0	2	1	1	16
1	BLACK, JIMMY	g	1	4	2	2	2	5	4	1	3	2	25
1	BRUST, CHRIS	g	0	0	0	0	1	0	0	1	0	0	2
1	BANDERET, JIM	g	0	0	0	0	0	0	0	0	0	0	2
1	BUDKO, PETE	g	0	0	0	0	1	0	0	0	0	0	4
1	PEPPER, MIKE	g	1	4	0	0	0	4	2	1	2	1	10
1	KENNY, ERIC	g	0	0	0	0	0	0	0	0	0	0	2
TEAM REBOUNDS (Included in Totals)													
TOTALS													
FG %: 1st Half 42% 2nd Half 42% Game 42% Deadball Rebounds 6													
FT %: 1st Half 63% 2nd Half 40% Game 52%													

OFFICIALS: AL WOOD, RAY WRIGHT, DAVID GOFF, JOHN YOUNG, RICK CHAMBER, PETE BUDKO, MIKE PEPPER, ERIC KENNY
 Attendance: 8,500 PAID By National Collegiate Athletic Association 1978



NCAA TOURNAMENT BOX SCORES

1979 2nd Round vs. Penn
 1978 2nd Round vs. San Francisco
 1977 National Championship vs. Marquette
 1977 National Semifinal vs. UNLV

1979 2nd

OFFICIAL NCAA BASKETBALL BOX SCORE Date MARCH 11, 1979 Site Coliseum, Raleigh

UNIVERSITY VISITORS (Last Name, First) - Final - UNC - Chapel Hill vs. Penn

No.	Player	FG	FGA	FT	FTA	REB	PF	TP	A	TO	BLK	S	MIN
1	PRICE, Tony	12	18	1	1	9	3	25	6	3	0	1	33
20	SMITH, Tim	5	11	6	6	7	5	16	1	2	0	2	29
21	WHITE, Matt	4	7	2	2	8	2	10	3	4	0	0	32
3	SALTERS, James	6	11	3	7	1	4	15	2	5	0	4	38
32	WILLIAMS, Bobby	1	5	0	3	1	4	2	1	1	1	2	25
22	ROSS, Vincent	1	3	0	0	0	2	2	1	0	0	1	16
33	HALL, Ken	0	1	2	2	1	3	2	3	2	0	2	20
40	LEIFSEN, Tom	0	0	0	0	0	0	0	0	0	0	0	1

Record: 23-5

TEAM REBOUNDS (Included in Totals) 1

TOTALS 29 56 14 21 28 23 72 17 17 1 12 200

FG %: 1st Half 44.3-44.2 2nd Half 15.2-16.2 Game 29.5-31.8
 FT %: 1st Half 66-100.0 2nd Half 8/15-52.3 Game 14/21-66.7
 Deadball Rebounds 4

1978 2nd

OFFICIAL NCAA BASKETBALL BOX SCORE Date 3/11/78 Site Tempe, AZ

UNIVERSITY VISITORS (Last Name, First) - Final - UNC - Chapel Hill vs. San Francisco

No.	Player	FG	FGA	FT	FTA	REB	PF	TP	A	TO	BLK	S	MIN
30	WOOD, Al	9	19	2	3	4	5	20	4	3	1	0	35
31	O'KOREN, Mike	7	12	1	3	10	4	15	1	4	0	1	38
34	BUDKO, Pete	1	2	1	2	1	2	3	0	0	0	0	10
20	COLESCOTT, Dave	6	11	4	4	3	2	16	3	2	0	1	29
22	BRADLEY, Dudley	3	9	0	0	4	3	6	2	2	0	2	33
34	YONAKOR, Rich	1	2	3	4	6	3	5	5	4	1	2	24
23	DOUGHTON, Ged	1	2	0	0	0	1	2	0	3	0	0	9
43	WOLF, Jeff	0	2	0	0	1	1	0	0	0	0	0	8
43	VIRGIL, John	1	2	2	2	1	1	4	0	0	0	0	9
21	BLACK, Jimmy	0	3	0	0	0	1	0	0	0	0	0	4
25	WIEL, Randy	0	0	0	0	0	0	0	0	0	0	0	1

Record: 23-6

TEAM REBOUNDS (Included in Totals) 3

TOTALS 29 59 13 18 33 23 71 15 18 2 6 200

FG %: 1st Half 47.4-54.2 2nd Half 16.2-16.7 Game 29.5-49.2
 FT %: 1st Half 66.7-66.7 2nd Half 3/3-100.0 Game 13/18-72.2
 Deadball Rebounds 4

OFFICIALS: Bob Westman, Frank Duckert, Jimmie Robert, Steve

Technical Fouls: None

Attendance: 12,400

Play National Collegiate Athletic Association 1978

SCORE BY PERIODS 1st H. 2nd H. OT OT FINAL

Penn	34	38		72
UNC	36	35		71

1977 FF

OFFICIAL NCAA BASKETBALL BOX SCORE Date MARCH 28, 1977 Site ATLANTA, GA

UNIVERSITY VISITORS (Last Name, First) - Final - NORTH CAROLINA vs. Penn

No.	Player	FG	FGA	FT	FTA	REB	PF	TP	A	TO	BLK	S	MIN
1	WALTER, WALTER	6	13	8	10	8	4	20	3	3	1	2	33
1	O'KOREN, MIKE	6	10	2	4	11	5	14	1	1	1	1	30
0	YONAKOR, RICH	3	5	0	0	4	0	6	1	2	1	1	25
0	FORD, PHIL	3	10	0	0	2	3	6	5	3	0	0	38
0	KUESTER, JOHN	2	6	1	2	0	5	5	6	4	1	1	31
0	KRACISIN, STEVE	1	1	0	0	0	0	2	0	0	0	0	10
0	ZALAGIRIS, TOM	2	3	0	0	0	3	4	0	0	1	1	10
0	BRADLEY, DUDLEY	1	1	0	0	0	2	2	0	0	0	0	5
0	BUCKLEY, BRUCE	0	1	0	0	0	1	0	0	0	0	0	10
0	WOLF, JEFF	0	1	0	0	1	0	0	0	0	0	0	3
0	COLESCOTT, DAVE	0	0	0	0	0	0	0	0	0	0	0	1
0	COLE, WOODY	0	0	0	0	0	0	0	0	0	0	0	1
0	DOUGHTON, GED	0	0	0	0	0	0	0	0	0	0	0	1
0	VIRGIL, JOHN	0	0	0	0	0	1	0	0	0	0	0	1

Record: 23-6

TEAM REBOUNDS (Included in Totals) 2

TOTALS 24 51 11 16 28 24 59 18 14 1 6 200

FG %: 1st Half 44.4-44.4 2nd Half 12-22 54.5 Game 47.1
 FT %: 1st Half 3-6 50.0 2nd Half 8-10 80.0 Game 68.8
 Deadball Rebounds 1

1977 FF

OFFICIAL NCAA BASKETBALL BOX SCORE Date MARCH 26, 1977 Site ATLANTA, GA

UNIVERSITY VISITORS (Last Name, First) - Final - NORTH CAROLINA vs. U, N, L, V.

No.	Player	FG	FGA	FT	FTA	REB	PF	TP	A	TO	BLK	S	MIN
1	OWENS, EDDIE	7	15	0	0	2	4	14	0	2	1	1	30
5	GONDREZICK, GLEN	4	8	0	0	5	4	8	2	4	1	1	27
2	HOPPETT, LARRY	6	9	1	2	9	5	13	1	3	1	5	31
0	SMITH, ROBERT	4	11	0	1	1	1	8	3	4	3	1	30
0	SMITH, SAM	10	18	0	0	2	1	20	0	0	1	4	37
2	SMITH, TONY	6	8	0	2	1	3	12	1	1	1	1	12
3	THEUS, REGGIE	4	11	0	0	5	4	8	4	2	1	2	26
4	BROWN, LEWIS	0	0	0	0	1	0	0	0	0	1	0	7

Record: 23-6

TEAM REBOUNDS (Included in Totals) 3

TOTALS 41 80 1 5 29 22 83 11 16 3 11 200

FG %: 1st Half 54.5 2nd Half 47.2 Game 51.3
 FT %: 1st Half 20.0 2nd Half 0.0 Game 20.0
 Deadball Rebounds 3

OFFICIALS: Ed Corvato & Charlie Fourty

Technical Fouls: None

Attendance: 16,086

Play National Collegiate Athletic Association 1978

SCORE BY PERIODS 1st H. 2nd H. OT OT FINAL

U, N, L, V.	43	41		84
N, CAROLINA	43	41		84

1977 FF

FINAL BUA - CHAMPIONSHIP

OFFICIAL NCAA BASKETBALL BOX SCORE Date MARCH 28, 1977 Site ATLANTA, GA

UNIVERSITY VISITORS (Last Name, First) - Final - NORTH CAROLINA vs. Marquette

No.	Player	FG	FGA	FT	FTA	REB	PF	TP	A	TO	BLK	S	MIN
1	ELLIS, BO	5	9	4	5	9	4	14	3	3	1	1	39
1	NEARY, BILL	0	2	0	0	0	1	0	0	0	0	0	11
4	WHITHEAD, JEROME	2	8	4	4	11	2	8	2	0	2	0	36
5	LEE, BUTCH	6	14	7	7	3	1	19	2	4	3	4	40
3	BOYLAN, JIM	5	7	4	4	4	3	14	0	4	1	3	35
5	ROSENBERGER, GARY	1	1	4	4	1	1	6	1	0	0	0	25
3	TOONE, BERNARD	3	6	0	1	0	1	6	0	0	0	0	6

Record: 23-6

TEAM REBOUNDS (Included in Totals) 1

TOTALS 22 47 23 25 29 13 67 8 11 3 5 2

FG %: 1st Half 16.3-30.3 2nd Half 6-17 35.3 Game 46.8
 FT %: 1st Half 7-8 87.5 2nd Half 16-17 94.1 Game 92.0
 Deadball Rebounds 1

OFFICIALS: PAUL GALVAN-SWC, REGGIE COPELAND-SEC

Technical Fouls: None (MU)

Attendance: 16,086 (OFF)

Play National Collegiate Athletic Association 1978

SCORE BY PERIODS 1st H. 2nd H. OT OT FINAL

N, CAROLINA	27	32		59
MARQUETTE	39	28		67

1977 FF

FINAL BOX - SECOND SEMIFINAL

OFFICIAL NCAA BASKETBALL BOX SCORE Date MARCH 26, 1977 Site ATLANTA, GA

UNIVERSITY VISITORS (Last Name, First) - Final - NORTH CAROLINA vs. U, N, L, V.

No.	Player	FG	FGA	FT	FTA	REB	PF	TP	A	TO	BLK	S	MIN
4	AVIS, WALTER	7	7	5	6	5	3	19	2	4	1	3	35
1	O'KOREN, MIKE	14	19	3	5	8	1	31	2	5	1	1	26
0	YONAKOR, RICH	5	7	1	4	9	0	11	2	1	1	1	26
2	FORD, PHIL	4	10	4	5	6	2	12	10	9	0	0	37
5	KUESTER, JOHN	2	5	5	7	6	0	9	3	5	2	3	34
2	ZALAGIRIS, TOM	0	1	0	0	0	0	0	0	1	1	1	4
4	KRACISIN, STEVE	0	0	0	1	2	1	0	0	2	1	0	4
0	BUCKLEY, BRUCE	1	5	0	0	2	3	2	0	0	0	0	13
2	BRADLEY, DUDLEY	0	1	0	0	1	0	0	0	0	0	0	6
2	WOLF, JEFF	0	1	0	0	1	0	0	0	0	0	0	11
0	COLESCOTT, DAVE	0	0	0	0	0	1	0	0	0	0	0	3

Record: 23-6

TEAM REBOUNDS (Included in Totals) 1

TOTALS 33 56 18 28 41 11 84 16 27 1 9 200

FG %: 1st Half 51.8 2nd Half 70.0 Game 58.9
 FT %: 1st Half 62.5 2nd Half 65.0 Game 64.3
 Deadball Rebounds 3

OFFICIALS: IRV BROWN - WAC, REGGIE COPELAND - SEC

Technical Fouls: None

Attendance: 16,086

Play National Collegiate Athletic Association 1978

SCORE BY PERIODS 1st H. 2nd H. OT OT FINAL

U, N, L, V.	43	41		84
N, CAROLINA	43	41		84



NCAA TOURNAMENT BOX SCORES

1977 Elite 8 vs. Kentucky
 1977 Sweet 16 vs. Notre Dame
 1977 2nd Round vs. Purdue
 1976 1st Round vs. Alabama

1977 E-8
 EAST REGIONAL - 2ND GAME
 OFFICIAL NCAA BASKETBALL BOX SCORE Date: Mar. 19, 1977 Site: COLE FIELD HOUSE

FINAL										
NO.	VISITORS (Last Name, First)	FG	FGA	FT	FTA	REB	PF	TP	A	TO BLK S MIN
10	NORTH CAROLINA	7	11	7	9	6	2	21	2	1 3 2 37
4	AVIS, Walter	1	2	1	2	1	1	2	1	0 0 0 12
31	O'KOREN, Mike	6	10	2	2	7	2	14	2	1 0 0 36
30	YONAKOR, Rich	4	7	0	0	5	5	8	0	1 0 1 24
2	FORD, Phil	1	3	0	0	0	4	2	0	0 0 0 15
5	KUESTER, John	3	5	13	14	3	1	19	0	0 0 0 32
40	BUCKLEY, Bruce	0	0	0	0	0	2	0	0	0 0 1 4
34	KRACISIN, Steve	0	0	8	8	3	2	8	2	1 2 0 14
32	ZALIAGIRIS, Tom	1	1	3	3	0	2	5	0	4 1 0 27
32	BRADLEY, Dudley	1	1	0	0	1	0	2	0	0 0 0 3
32	WOLF, Jeff	0	0	0	0	0	1	0	0	0 0 0 2
30	COLESCOTT, David	0	0	0	0	0	0	1	0	0 0 0 5
13	VIRGIL, John	0	0	0	0	0	0	0	0	0 0 0 1
TEAM REBOUNDS (Included in Totals)										
TOTALS 23 38 33 36 26 22 79 18 8 6 4 200										
FG %: 1st Half 18-28 64.3 2nd Half 5-10 50.0 Game 23-38 60.5										
FT %: 1st Half 17-20 85.0 2nd Half 16-16 100.0 Game 33-36 91.7										
Deadball Rebounds 0										

FINAL										
NO.	VISITORS (Last Name, First)	FG	FGA	FT	FTA	REB	PF	TP	A	TO BLK S MIN
11	KENTUCKY	10	18	6	6	4	1	26	3	2 0 1 38
11	GIVENS, Jack	1	2	1	1	1	1	2	0	0 0 0 12
33	ROBEY, Rick	5	6	5	5	3	5	15	0	1 0 1 23
35	PHILLIPS, Mike	6	7	0	0	3	3	12	1	3 1 0 20
2	JOHNSON, Larry	3	11	3	4	6	5	9	5	2 0 1 38
35	SHIDLER, Jay	0	4	0	0	0	2	0	1	0 0 1 13
32	CLAYTOR, Truman	2	6	0	0	2	5	4	1	2 0 0 27
32	LEE, James	2	9	2	2	6	4	6	2	1 0 0 23
30	HASKINS, Merion	0	0	0	0	0	1	0	0	0 0 0 16
30	CASEY, Duane	0	0	0	0	0	0	0	0	0 0 0 2
TEAM REBOUNDS (Included in Totals)										
TOTALS 28 61 16 18 27 26 72 13 11 4 200										
FG %: 1st Half 16-37 43.2 2nd Half 12-24 50.0 Game 28-61 45.9										
FT %: 1st Half 9-11 81.8 2nd Half 7-7 100.0 Game 16-18 88.9										
Deadball Rebounds 0										

OFFICIALS: Jim BAIN, Payl GALVAN
 Technical Fouls: UNC-Smith
 Attendance: 14,500

1977 16
 EAST REGIONAL - 2ND GAME
 OFFICIAL NCAA BASKETBALL BOX SCORE Date: Mar. 17, 1977 Site: COLE FIELD HOUSE

FINAL										
NO.	VISITORS (Last Name, First)	FG	FGA	FT	FTA	REB	PF	TP	A	TO BLK S MIN
11	NOTRE DAME	5	5	1	3	5	5	11	2	3 0 1 27
37	FLOWERS, Bruce	1	3	0	0	4	3	6	2	2 0 0 23
45	BATTON, Dave	3	5	0	0	4	3	6	2	2 0 0 23
43	KNIIGHT, Toby	10	13	2	3	14	2	22	2	2 0 1 35
25	WILLIAMS, Don	6	14	5	5	1	4	17	1	7 0 2 39
52	BRANNING, Rich	5	7	8	9	2	2	18	1	4 0 2 40
59	PATERNO, Bill	1	1	1	2	3	2	3	0	2 0 0 32
10	CARPENTER, Jeff	0	0	0	0	0	0	0	0	0 0 0 1
42	HANZLIK, Bill	0	0	0	0	1	1	0	0	1 0 0 3
TEAM REBOUNDS (Included in Totals)										
TOTALS 30 45 17 22 31 19 77 8 21 0 6 200										
FG %: 1st Half 15-25 60.0 2nd Half 15-20 75.0 Game 30-45 66.7										
FT %: 1st Half 10-13 76.9 2nd Half 7-9 77.8 Game 17-22 77.3										
Deadball Rebounds 2										

FINAL										
NO.	VISITORS (Last Name, First)	FG	FGA	FT	FTA	REB	PF	TP	A	TO BLK S MIN
24	NORTH CAROLINA	4	12	0	0	8	2	8	2	4 1 2 29
24	DAVIS, Walter	1	4	0	0	5	5	16	4	0 0 0 34
31	O'KOREN, Mike	6	10	4	6	5	5	16	3	1 0 0 24
30	YONAKOR, Rich	1	6	0	0	4	2	2	3	1 0 0 24
12	FORD, Phil	10	22	9	9	2	3	29	5	2 0 2 39
15	KUESTER, John	5	11	4	4	1	1	14	8	1 0 2 34
54	KRACISIN, Steve	1	1	0	0	1	1	2	1	0 0 0 11
40	BUCKLEY, Bruce	1	1	0	0	1	2	2	0	0 0 0 9
22	BRADLEY, Dudley	0	1	0	0	0	3	0	0	0 0 0 3
42	WOLF, Jeff	0	0	0	0	0	0	0	0	0 0 0 1
32	ZALIAGIRIS, Tom	3	6	0	0	0	2	6	0	0 0 0 14
30	COLESCOTT, David	0	0	0	0	0	0	0	1	0 0 0 2
TEAM REBOUNDS (Included in Totals)										
TOTALS 31 70 17 19 27 21 79 26 8 1 8 200										
FG %: 1st Half 15-36 41.7 2nd Half 16-34 47.1 Game 31-70 44.3										
FT %: 1st Half 0-2 -0- 2nd Half 17-17 100.0 Game 17-19 89.5										
Deadball Rebounds 1										

OFFICIALS: Richard SANDERS, Booker TURNER
 Technical Fouls: O'Koren-UNC
 Attendance: 14,500

1977 2nd
 FINAL NCAA BASKETBALL BOX SCORE Date: March 12, 1977 Site: Coliseum, Raleigh
 VISITORS (Last Name, First) - FINAL

NO.	VISITORS (Last Name, First)	FG	FGA	FT	FTA	REB	PF	TP	A	TO BLK S MIN
UNC-Chapel Hill	3	7	5	3	5	3	11	2	1	1 2 33
1	KOREN, Mike	0	3	1	3	3	1	1	0	3 0 0 17
1	BUCKLEY, Bruce	3	5	0	0	5	1	6	0	0 2 0 32
30	YONAKOR, Rich	10	18	7	7	1	0	27	19	3 0 0 39
2	FORD, Phil	1	7	0	0	2	4	2	4	3 0 0 27
5	KUESTER, John	4	6	0	0	8	2	8	0	3 1 2 16
32	BRADLEY, Dudley	2	5	0	0	5	1	4	0	0 0 0 7
34	KRACISIN, Steve	4	5	0	0	1	2	8	2	0 0 0 21
32	ZALIAGIRIS, Tom	1	1	0	0	1	0	2	0	0 0 0 3
42	WOLF, Jeff	0	0	0	0	0	0	0	0	0 0 0 1
30	COLEY, Woody	0	0	0	0	0	0	0	0	0 0 0 1
30	COLESCOTT, David	0	0	0	0	0	1	0	0	0 0 0 1
43	VIRGIL, John	0	1	0	0	0	0	0	0	0 0 0 1
TEAM REBOUNDS (Included in Totals)										
TOTALS 28 59 13 19 33 17 69 13 4 5 200										
FG %: 1st Half 18/39-44.2 2nd Half 10/20-50.0 Game 28/59-47.5										
FT %: 1st Half 6/9-66.7 2nd Half 7/10-70.0 Game 13/19-68.4										
Deadball Rebounds 2										

NO.	VISITORS (Last Name, First)	FG	FGA	FT	FTA	REB	PF	TP	A	TO BLK S MIN
3	Purdue	7	18	0	0	7	3	16	0	4 0 0 37
3	JORDAN, Walter	5	11	0	0	6	3	10	0	1 0 1 34
32	SCHIFFLE, Tom	2	2	2	2	1	3	6	0	1 0 0 10
11	PARKER, Eugene	5	9	2	2	4	12	12	1	5 0 0 34
30	PARKINSON, Bruce	3	4	4	4	1	2	10	2	4 0 1 29
22	CARROLL, Vic Barry	1	4	1	1	8	2	3	0	1 2 0 29
24	SICHTING, Jerry	1	3	2	2	1	2	4	3	0 0 0 18
31	THOMAS, Gerald	1	2	3	4	2	0	5	0	1 0 0 9
TEAM REBOUNDS (Included in Totals)										
TOTALS 26 53 14 15 29 19 66 17 16 3 3 200										
FG %: 1st Half 15/30-50.0 2nd Half 11/23-47.8 Game 26/53-49.1										
FT %: 1st Half 14/15-93.3 2nd Half 0/0-0 Game 14/15-93.3										
Deadball Rebounds 1										

OFFICIALS: Paul Galvan + Booker Turner
 Technical Fouls: Parker, Turner
 Attendance: 12,400

1976 1st
 OFFICIAL NCAA BASKETBALL BOX SCORE Date: March 13, 1976 Site: UD Arena, Dayton, Ohio

NO.	VISITING TEAM (Last Name, First)	FIELD GOALS	FREE THROWS	Rebounds	Pen. Fouls	TOTAL POINTS	Assists	Turnovers	Shot	Steals	Min. Play
HOME TEAM (Last Name, First)											
TOTALS 27 73 10 12 36 21 64 21 17 2 8 200											
PERCENTAGES: FG: 1st Half .333 2nd Half .400 Game .370											
FT: 1st Half 1.000 2nd Half .667 Game .833											
Deadball Rebounds: 0											

NO.	ALABAMA	FIELD GOALS	FREE THROWS	Rebounds	Pen. Fouls	TOTAL POINTS	Assists	Turnovers	Shot	Steals	Min. Play
52	Kings, Reginald	6	11	1	2	11	4	13	1	4	0 0 36
20	Brown, Pichay	4	12	0	0	7	3	8	3	6	0 1 38
23	Douglas, Leon	16	23	3	5	17	4	35	1	5	0 3 37
23	Dunn, T. R.	3	7	0	0	6	1	6	6	2	1 1 38
15	Murray, Anthony	3	6	7	12	1	3	13	4	4	0 4 34
25	McCORD, Keith	1	1	0	0	2	2	1	0	0	0 7
44	McLIVEN, Greg	0	2	2	2	1	0	2	0	0	0 10
TEAM REBOUNDS (Included in Totals)											
TOTALS 33 62 13 21 49 17 79 16 21 4 6 200											
PERCENTAGES: FG: 1st Half .576 2nd Half .483 Game .533											
FT: 1st Half .333 2nd Half .723 Game .619											
Deadball Rebounds: 3											

OFFICIALS: Jack Ditty (PAC-8) Charles Diehl (SOAP)
 Technical Fouls:
 Attendance: 12,400



NCAA TOURNAMENT BOX SCORES

1975 Regional Consolation vs. Boston College
1975 Sweet 16 vs. Syracuse
1975 First Round vs. New Mexico State
1972 National Consolation vs. Louisville

1975 Cons

OFFICIAL NCAA BASKETBALL BOX SCORE Date March 22, 1975 Site Providence (R.I.) City

No.	VISITING TEAM (Last Name, First)	FIELD GOALS		FREE THROWS		Re-bounds	Pers. Fouls	TOTAL POINTS	Ass'ts	Turn-overs	Blkd Shots	Steals	Mins. Played
		Made	Att'd	Made	Att'd								
1	U. of NORTH CAROLINA	18	16	3	3	1	2	19	4	7	0	0	34
2	FORD, Phil	8	15	0	0	3	3	16	4	7	0	0	34
3	HOPPMAN, Brad	0	0	0	0	0	0	0	0	0	0	0	3
4	HANNERS, Dave	1	1	1	1	0	0	3	2	0	0	0	7
5	KUJCHAK, Mitch	14	18	8	13	13	4	36	13	5	0	0	33
6	DAVIS, Walter	7	12	0	1	5	5	14	6	5	0	1	29
7	COLEY, Woody	0	0	0	0	0	0	0	0	0	0	0	1
8	BELL, Mickey	0	0	0	0	6	0	0	2	1	0	0	10
9	ZALAGIRIS, Tom	0	0	2	2	0	0	2	0	0	0	0	3
10	BUCKLEY, Bruce	0	0	0	0	2	1	0	0	0	0	0	5
11	CHAMBERS, Bill	0	1	0	0	0	0	0	0	0	0	0	3
12	STAHLE, Ed	5	9	6	6	9	3	16	3	2	0	0	32
13	HARRY, Eric	0	0	0	0	0	0	0	0	0	0	0	1
14	JACARDS, Tommy	1	2	2	2	2	0	4	0	1	0	0	3
TEAM REBOUNDS (Included in Totals)		44		22		28		57		18		110	
TOTALS		37		78		41		23		17		90	

PERCENTAGES: FGs: 1st Half 27/35 = 77% 2nd Half 10/14 = 71% Game 37/78 = 47.4%
 FTs: 1st Half 12/14 = 86% 2nd Half 10/14 = 71% Game 22/36 = 61.1%

No.	HOME TEAM (Last Name, First)	FIELD GOALS		FREE THROWS		Re-bounds	Pers. Fouls	TOTAL POINTS	Ass'ts	Turn-overs	Blkd Shots	Steals	Mins. Played
		Made	Att'd	Made	Att'd								
1	BOSTON COLLEGE	0	0	0	0	1	0	0	1	0	0	0	5
2	O'BRIEN, John	0	0	0	0	0	0	0	0	0	0	0	2
3	JURGENS, Jeff	1	1	0	0	0	0	2	0	0	0	0	2
4	WELDON, Mel	7	13	0	0	4	5	14	2	4	0	2	37
5	HUGHES, Mitch	2	2	0	1	1	1	4	0	0	0	0	4
6	TRACY, Frank	0	1	0	0	0	0	0	0	0	0	0	2
7	EMERY, Mike	2	6	0	0	2	1	4	3	1	0	0	12
8	CARDINON, Bob	10	30	3	3	3	3	23	3	4	1	4	35
9	ROBERTSON, Syd	3	6	2	2	5	3	8	1	2	0	0	13
10	BOSWORTH, Paul	2	13	7	8	1	2	11	4	3	0	1	26
11	DENNIS, Herriek	0	0	0	0	0	0	0	0	0	0	0	0
12	MORRISON, Bill	5	8	0	1	4	4	10	1	3	0	1	30
13	COLLINS, Bill	5	8	4	4	6	4	14	2	2	0	0	33
TEAM REBOUNDS (Included in Totals)		37		16		19		37		23		90	
TOTALS		37		78		41		23		17		90	

PERCENTAGES: FGs: 1st Half 17/32 = 53% 2nd Half 20/46 = 43% Game 37/78 = 47.4%
 FTs: 1st Half 12/14 = 86% 2nd Half 10/14 = 71% Game 22/36 = 61.1%

OFFICIALS: DREITH + O'NEALY
 Technical Fouls: NONE
 Attendance: 11,666

1975 16

OFFICIAL NCAA BASKETBALL BOX SCORE Date March 20, 1975 Site Providence (R.I.) City

No.	VISITING TEAM (Last Name, First)	FIELD GOALS		FREE THROWS		Re-bounds	Pers. Fouls	TOTAL POINTS	Ass'ts	Turn-overs	Blkd Shots	Steals	Mins. Played
		Made	Att'd	Made	Att'd								
12	U. of NORTH CAROLINA	7	10	10	10	1	4	24	4	7	0	1	37
13	FORD, Phil	10	12	0	0	1	1	20	2	4	0	1	36
14	HOPPMAN, Brad	0	0	0	0	0	1	0	0	0	0	0	2
15	HANNERS, Dave	0	0	0	0	0	1	0	0	0	0	0	2
16	KUJCHAK, Mitch	6	11	0	0	8	3	12	2	5	3	0	27
17	DAVIS, Walter	2	4	0	0	2	5	4	0	3	1	0	37
18	COLEY, Woody	DNP											
19	BELL, Mickey	0	0	0	1	1	0	0	0	1	0	0	8
20	ZALAGIRIS, Tom	0	0	0	0	0	0	0	0	0	0	0	1
21	BUCKLEY, Bruce	0	0	0	2	0	0	0	0	0	0	0	3
22	CHAMBERS, Bill	0	1	0	0	0	1	0	0	0	0	0	3
23	STAHLE, Ed	2	4	0	0	1	1	4	0	0	0	0	7
24	HARRY, Eric	DNP											
25	JACARDS, Tommy	5	6	2	2	7	1	12	0	3	0	0	31
TEAM REBOUNDS (Included in Totals)		32		15		27		18		76		143	
TOTALS		32		49		15		27		18		76	

PERCENTAGES: FGs: 1st Half 10/27 = 37% 2nd Half 7/22 = 32% Game 17/49 = 34.7%
 FTs: 1st Half 6/7 = 86% 2nd Half 4/12 = 33% Game 10/19 = 52.6%

No.	HOME TEAM (Last Name, First)	FIELD GOALS		FREE THROWS		Re-bounds	Pers. Fouls	TOTAL POINTS	Ass'ts	Turn-overs	Blkd Shots	Steals	Mins. Played
		Made	Att'd	Made	Att'd								
10	UNC	12	18	0	0	0	3	24	0	5	0	1	46
11	KELLEY, Larry	DNP											
12	ARRINGTON, Larry	DNP											
13	KINDEL, Ross	0	0	0	0	0	0	0	0	0	0	0	2
14	WILLIAMS, Jim	9	11	1	2	0	4	19	4	4	0	2	39
15	WADORS, Mark	DNP											
16	KING, Kevin	4	7	4	6	2	5	12	0	3	1	1	24
17	SHAW, Steve	DNP											
18	BYRNES, Marty	DNP											
19	HACKETT, Rudy	3	7	0	0	1	4	6	2	3	0	0	31
20	SMITH, Bernie	3	9	0	0	9	2	6	2	3	0	0	26
21	PARKER, Bob	0	0	1	2	0	0	1	0	0	0	0	2
22	SPASE, Chris	4	8	2	4	6	2	10	1	3	1	0	37
TEAM REBOUNDS (Included in Totals)		35		14		57		20		78		143	
TOTALS		35		60		14		20		78		143	

PERCENTAGES: FGs: 1st Half 17/32 = 53% 2nd Half 17/28 = 61% Game 34/60 = 56.7%
 FTs: 1st Half 1/2 = 50% 2nd Half 3/4 = 75% Game 4/6 = 66.7%

OFFICIALS: DREITH + O'NEALY
 Technical Fouls: NONE
 Attendance: 11,666

OFFICIAL NCAA BASKETBALL BOX SCORE Date March 15, 1975 Site Charlotte, N.C.

1975 1st

No.	VISITING TEAM (Last Name, First)	FIELD GOALS		FREE THROWS		Re-bounds	Pers. Fouls	TOTAL POINTS	Ass'ts	Turn-overs	Blkd Shots	Steals	Mins. Played	
		Made	Att'd	Made	Att'd									
15	New Mexico State	7	11	0	0	3	1	14	0	5	0	0	24:00	
16	Hankins, Dexter	2	6	3	3	0	5	7	3	9	0	2	24:00	
17	Bostic, Jim	11	15	0	0	12	4	22	1	4	1	0	37:40	
18	Letz, Russell	4	10	0	0	8	3	8	4	3	0	0	35:30	
19	Robinson, Richard	5	11	0	0	4	3	10	4	3	0	0	31:11	
20	Graham, Alan	0	4	4	4	5	4	4	4	2	0	0	14:44	
21	Lopez, Danny	1	4	0	1	0	2	2	2	1	0	0	16:37	
22	Parrell, George	0	1	0	0	0	0	0	0	0	0	0	3:52	
23	Gibson, Ricky	1	3	0	0	1	0	2	1	0	0	0	4:38	
24	Dove, Jim	0	0	0	0	0	0	0	0	0	0	0	1:37	
25	DiBaise, John	0	0	0	0	0	0	0	1	1	0	0	1:21	
TEAM REBOUNDS (Included in Totals)		31		7		9		38		22		69		
TOTALS		31		65		7		9		38		22		69

PERCENTAGES: FGs: 1st Half 49/72 (68.1%) 2nd Half 33/33 (100%) Game 82/105 (78.1%)
 FTs: 1st Half 100 (100%) 2nd Half 75/75 (100%) Game 175/175 (100%)

No.	HOME TEAM (Last Name, First)	FIELD GOALS		FREE THROWS		Re-bounds	Pers. Fouls	TOTAL POINTS	Ass'ts	Turn-overs	Blkd Shots	Steals	Mins. Played
		Made	Att'd	Made	Att'd								
12	University of North Carolina	4	9	4	5	4	1	12	6	7	0	2	33:23
13	Ford, Phil	7	12	2	2	1	2	16	4	0	0	3	26:38
14	Hopman, Brad	9	11	0	0	8	4	18	1	3	2	0	35:30
15	Kujchak, Mitch	5	11	1	2	2	1	11	9	5	2	3	32:17
16	Davis, Walter	5	7	1	1	4	5	11	1	1	1	0	19:36
17	LaGarde, Tommy	2	4	6	6	3	2	10	0	0	0	0	16:24
18	Stahl, Ed	1	1	3	4	1	1	5	4	1	0	1	11:51
19	Bell, Mickey	1	2	2	2	0	0	4	1	0	0	0	11:01
20	Kujchak, John	1	1	0	0	1	0	2	0	0	0	0	3:51
21	Hanners, Dave	0	1	0	0	0	1	2	0	0	0	0	2:44
22	Buckley, Bruce	0	1	0	0	0	0	0	0	1	0	0	3:49
23	Zalagiris, Tom	1	1	0	0	0	0	2	0	0	0	0	1:13
24	Coley, Woody	0	0	0	0	0	0	0	0	0	0	0	0:31
25	Harry, Eric	0	0	0	0	0	0	0	0	0	0	0	0:59
TEAM REBOUNDS (Included in Totals)		37		19		24		26		17		93	
TOTALS													



NCAA TOURNAMENT BOX SCORES

1972 National Semifinal vs. Florida State
 1972 Elite 8 vs. Penn
 1972 Regional Semifinal vs. South Carolina
 1969 National Consolation vs. Drake

1972 FF

DATE: MARCH 18, 1972 REGIONAL MORGANTOWN, W.VA. MARCH 16-18

PENNSYLVANIA (59) vs. NORTH CAROLINA (73)

NO.	PLAYER-POS.	MIN.	FIELD GOALS	FREE THROWS	REB.	AST.	PF.	PTS.
23	GARETT, RONALD	4	3	7	5	1	4	11
33	KING, RON	6	17	10	5	2	4	34
35	ROYAL, REGGIE	6	8	6	10	4	5	22
49	MCCRAY, LAWRENCE	3	6	3	9	1	3	14
3	SAPHEL, GREG	2	4	1	4	1	0	9
10	HARRIS, RON	1	6	2	4	2	2	14
11	PETTY, OTTO	3	5	4	7	1	6	10
22	COLE, OTIS	0	0	0	0	0	0	0
21	GAY, LARRY	0	1	0	0	0	0	2
TOTALS		25	55	29	43	35	16	79
FIELD GOALS		60.0	28.0	45.5	49			
FREE THROWS		64.3	69.0	67.4	66			

NO.	PLAYER-POS.	MIN.	FIELD GOALS	FREE THROWS	REB.	AST.	PF.	PTS.
34	JONES, BOBBY	4	9	1	9	2	3	19
44	WUYCK, DENNIS	7	16	6	6	0	4	34
35	McADOO, ROBERT	10	19	9	5	15	1	47
13	PREVIS, STEVE	1	5	3	6	3	4	13
22	KARL, GEORGE	5	14	3	6	5	3	30
42	HUBAND, KIM	0	1	0	0	2	0	2
12	HITE, RAY	0	0	0	0	1	0	0
31	CHAMBERLAIN, BILL	2	5	2	3	10	3	14
43	CORSON, CRAIG	0	0	0	0	0	0	0
40	JOHNSTON, DONN	0	1	0	0	0	1	2
20	CHAMBERS, BILLY	0	1	0	1	0	1	2
TOTALS		29	70	17	25	51	20	73
FIELD GOALS		44.8	39.5	41.4	49			
FREE THROWS		72.7	64.3	66.0	66			

RECORDS: NORTH CAROLINA (25-4) vs. PENNSYLVANIA (25-3)

PERIODS: 1st 13-10, 2nd 12-14, 3rd 10-11, 4th 10-11, OVERTIME 0-0. SCORE: 59-73

FIGURES: BOBBY SCOTT - JIM BAIN

RECORDS: PENN. 15, N.C. - 17

ALL-TOURNAMENT TEAM: DENNIS WUYCK, UNIV. OF MICHIGAN; BOBBY SCOTT, SOUTH CAROLINA; ROBERT McADOO, W.V. STATE

1972 E-8

DATE: MARCH 22, 1969

DRAKE 50-59 vs. NORTH CAROLINA 39-45

NO.	PLAYER-POS.	MIN.	FIELD GOALS	FREE THROWS	REB.	AST.	PF.	PTS.
5	PULLIAM, DOLPH	4	10	2	3	1	2	23
41	WILLIAMS, AL	8	13	0	1	4	9	26
42	WISE, WILLIE	6	9	4	4	2	7	29
15	Mc CARTER, WILLIE	12	20	4	5	1	5	39
32	DRAPER, DON	3	8	0	0	0	1	16
22	ZELLER, GARY	3	9	1	1	2	3	20
24	ODOM, GARRY	2	2	0	0	1	2	4
43	WAWAMAKER, RICK	5	6	1	2	4	0	11
12	GWIN, RON	1	2	2	2	0	0	6
31	MAST, BOB	0	0	0	0	0	0	0
34	TEETER, DALE	1	1	0	0	0	0	2
14	O'DGA, JIM	0	0	0	0	0	0	0
TOTALS		40	31	65	30	40	52	92

NO.	PLAYER-POS.	MIN.	FIELD GOALS	FREE THROWS	REB.	AST.	PF.	PTS.
51	RIKER, TOM	38	4	13	2	4	10	10
20	AYDLETT, RICK	25	2	4	2	2	4	6
33	TRAYLOR, DANNY	24	3	6	3	4	2	9
13	JOYCE, KEVIN	32	6	18	9	9	7	21
44	CARVER, BOB	24	2	6	2	2	2	6
32	WINTER'S, BRIAN	20	4	11	1	1	3	9
24	MOUSA, RICK	11	1	4	1	4	1	3
44	MANNING, CASSY	21	0	3	3	3	2	0
10	PAWELL, JIMMY	3	0	2	0	0	1	0
31	GRIMES, BILLY	2	1	1	0	1	0	2
TOTALS		40	23	68	23	30	44	52

RECORDS: NORTH CAROLINA (28-4) vs. SOUTH CAROLINA (23-5)

PERIODS: 1st 13-10, 2nd 12-14, 3rd 10-11, 4th 10-11, OVERTIME 0-0. SCORE: 59-73

FIGURES: BOBBY SCOTT - JIM BAIN

RECORDS: PENN. 15, N.C. - 17

ALL-TOURNAMENT TEAM: DENNIS WUYCK, UNIV. OF MICHIGAN; BOBBY SCOTT, SOUTH CAROLINA; ROBERT McADOO, W.V. STATE

1972 RSF

DATE: MARCH 16, 1972

DRAKE 50-59 vs. NORTH CAROLINA 39-45

NO.	PLAYER-POS.	MIN.	FIELD GOALS	FREE THROWS	REB.	AST.	PF.	PTS.
5	PULLIAM, DOLPH	4	10	2	3	1	2	23
41	WILLIAMS, AL	8	13	0	1	4	9	26
42	WISE, WILLIE	6	9	4	4	2	7	29
15	Mc CARTER, WILLIE	12	20	4	5	1	5	39
32	DRAPER, DON	3	8	0	0	0	1	16
22	ZELLER, GARY	3	9	1	1	2	3	20
24	ODOM, GARRY	2	2	0	0	1	2	4
43	WAWAMAKER, RICK	5	6	1	2	4	0	11
12	GWIN, RON	1	2	2	2	0	0	6
31	MAST, BOB	0	0	0	0	0	0	0
34	TEETER, DALE	1	1	0	0	0	0	2
14	O'DGA, JIM	0	0	0	0	0	0	0
TOTALS		40	31	65	30	40	52	92

NO.	PLAYER-POS.	MIN.	FIELD GOALS	FREE THROWS	REB.	AST.	PF.	PTS.
51	RIKER, TOM	38	4	13	2	4	10	10
20	AYDLETT, RICK	25	2	4	2	2	4	6
33	TRAYLOR, DANNY	24	3	6	3	4	2	9
13	JOYCE, KEVIN	32	6	18	9	9	7	21
44	CARVER, BOB	24	2	6	2	2	2	6
32	WINTER'S, BRIAN	20	4	11	1	1	3	9
24	MOUSA, RICK	11	1	4	1	4	1	3
44	MANNING, CASSY	21	0	3	3	3	2	0
10	PAWELL, JIMMY	3	0	2	0	0	1	0
31	GRIMES, BILLY	2	1	1	0	1	0	2
TOTALS		40	23	68	23	30	44	52

RECORDS: NORTH CAROLINA (28-4) vs. SOUTH CAROLINA (23-5)

PERIODS: 1st 13-10, 2nd 12-14, 3rd 10-11, 4th 10-11, OVERTIME 0-0. SCORE: 59-73

FIGURES: BOBBY SCOTT - JIM BAIN

RECORDS: PENN. 15, N.C. - 17

ALL-TOURNAMENT TEAM: DENNIS WUYCK, UNIV. OF MICHIGAN; BOBBY SCOTT, SOUTH CAROLINA; ROBERT McADOO, W.V. STATE

1969 Cons

DATE: MARCH 22, 1969

DRAKE 50-59 vs. NORTH CAROLINA 39-45

NO.	PLAYER-POS.	MIN.	FIELD GOALS	FREE THROWS	REB.	AST.	PF.	PTS.
5	PULLIAM, DOLPH	4	10	2	3	1	2	23
41	WILLIAMS, AL	8	13	0	1	4	9	26
42	WISE, WILLIE	6	9	4	4	2	7	29
15	Mc CARTER, WILLIE	12	20	4	5	1	5	39
32	DRAPER, DON	3	8	0	0	0	1	16
22	ZELLER, GARY	3	9	1	1	2	3	20
24	ODOM, GARRY	2	2	0	0	1	2	4
43	WAWAMAKER, RICK	5	6	1	2	4	0	11
12	GWIN, RON	1	2	2	2	0	0	6
31	MAST, BOB	0	0	0	0	0	0	0
34	TEETER, DALE	1	1	0	0	0	0	2
14	O'DGA, JIM	0	0	0	0	0	0	0
TOTALS		40	31	65	30	40	52	92

NO.	PLAYER-POS.	MIN.	FIELD GOALS	FREE THROWS	REB.	AST.	PF.	PTS.
51	RIKER, TOM	38	4	13	2	4	10	10
20	AYDLETT, RICK	25	2	4	2	2	4	6
33	TRAYLOR, DANNY	24	3	6	3	4	2	9
13	JOYCE, KEVIN	32	6	18	9	9	7	21
44	CARVER, BOB	24	2	6	2	2	2	6
32	WINTER'S, BRIAN	20	4	11	1	1	3	9
24	MOUSA, RICK	11	1	4	1	4	1	3
44	MANNING, CASSY	21	0	3	3	3	2	0
10	PAWELL, JIMMY	3	0	2	0	0	1	0
31	GRIMES, BILLY	2	1	1	0	1	0	2
TOTALS		40	23	68	23	30	44	52

RECORDS: NORTH CAROLINA (28-4) vs. SOUTH CAROLINA (23-5)

PERIODS: 1st 13-10, 2nd 12-14, 3rd 10-11, 4th 10-11, OVERTIME 0-0. SCORE: 59-73

FIGURES: BOBBY SCOTT - JIM BAIN

RECORDS: PENN. 15, N.C. - 17

ALL-TOURNAMENT TEAM: DENNIS WUYCK, UNIV. OF MICHIGAN; BOBBY SCOTT, SOUTH CAROLINA; ROBERT McADOO, W.V. STATE



NCAA TOURNAMENT BOX SCORES

1968 National Semifinal vs. Ohio State
 1968 Elite 8 vs. Davidson
 1968 Regional Semifinal vs. St. Bonaventure
 1967 National Consolation vs. Houston

Official Western Conference Basketball Box Score

VISITING TEAM: Ohio State Score: 66

NAME AND POSITION	FGA	FG	FTA	FT	PF	PTS	Reb.
Howell F	17	6	2	1	2	13	3
Hosket F	11	4	9	6	5	14	9
Sorenson C	17	5	3	1	3	11	11
Schnabel G	1	0	0	0	1	0	2
Meadors G	13	3	2	2	3	8	3
Finney G	13	8	2	0	2	16	4
Smith F	6	2	0	0	1	4	5
Andreas F	0	0	0	0	0	0	0
Barclay G	1	0	0	0	0	0	0
Geddes G	0	0	0	0	1	0	1
Team							11
TOTALS	79	28	18	10	18	66	49

HOME TEAM: North Carolina Score: 80

NAME AND POSITION	FGA	FG	FTA	FT	PF	PTS	Reb.
Miller F	23	10	1	0	2	20	6
Bunting F	7	4	10	9	2	17	12
Clark C	9	7	1	1	4	15	11
Scott G	16	6	4	1	3	13	5
Grubar G	9	4	3	3	0	11	6
Fogler G	2	1	0	0	1	2	0
Brown F-C	4	0	0	0	2	0	4
Tuttle G	1	1	1	0	0	2	0
Team							9
TOTALS	71	33	20	14	14	80	53

SCORE BY QUARTERS
Ohio State 27 39 = 66
North Carolina 34 46 = 80

TECHNICAL FOULS: none
 OFFICIALS: Bill Bussenius and Thornton Jenkins
 ATTENDANCE: 15,742
 DATE: March 22, 1968 AUTHENTICATED: Mary Homan
(Scorer's Signature)

1968 FF

1968 NCAA EAST REGIONAL FINAL NORTH CAROLINA 70, DAVIDSON 66 MARCH 16, 1968 REYNOLDS COLISEUM, RALEIGH, N.C.

1968 E-8

NORTH CAROLINA	FG	FT	REB	PF	PTS	A	TO	MP
Dick Grubar	3-8	5-6	1	5	11	1	3	36
Bill Bunting	1-4	0-0	4	4	2	0	0	20
Charlie Scott	8-15	2-2	6	2	18	0	2	39
Rusty Clark	8-17	6-7	17	3	22	3	6	37
Larry Miller	7-14	2-5	6	2	16	4	1	40
Eddie Fogler	0-3	1-2	0	0	1	3	1	10
Joe Brown	0-1	0-0	1	0	0	0	1	5
Gerald Tuttle	0-0	0-1	2	0	0	1	0	13
TOTALS	27-62	16-23	37	16	70	12	14	200

DAVIDSON	FG	FT	REB	PF	PTS	A	TO	MP
Dave Moser	0-7	2-2	7	4	2	2	5	40
Wayne Huckel	4-8	4-5	5	0	12	0	5	31
Mike Maloy	6-13	6-6	13	1	18	2	3	40
Jerry Kroll	5-13	6-6	5	5	16	1	0	28
Rodney Knowles	5-17	1-2	12	4	11	0	3	39
Mike O'Neill	3-7	1-1	5	2	17	0	3	22
TOTALS	23-65	20-22	47	16	66	4	19	200

SCORING BY HALVES
 UNC 28 42 - 70
 DAVIDSON 34 32 - 66

FIELD GOAL PERCENTAGES 1ST 2ND TOTALS
 UNC 13-33 (.393) 14-29 (.482) 27-62 (.435)
 DAVIDSON 13-31 (.419) 10-34 (.294) 23-65 (.354)

OFFICIALS: Allen, Fouty
 ATTENDANCE: 12,600

1968 NCAA EAST REGIONAL SEMIFINAL NORTH CAROLINA 91, ST. BONAVENTURE 72 MARCH 15, 1968 REYNOLDS COLISEUM, RALEIGH, N.C.

1968 RSF

1967 NCAA FINAL FOUR CONSOLATION HOUSTON 84, NORTH CAROLINA 62 MARCH 25, 1967 FREEDOM HALL, LOUISVILLE, KY.

1967 Cons

NORTH CAROLINA	FG	FT	REB	PF	PTS	A	MP
Bob Lewis	9-23	5-6	11	3	23	2	35
Larry Miller	5-20	2-4	11	0	12	1	36
Rusty Clark	3-6	3-4	10	5	9	2	23
Donnie Moe	0-0	0-0	0	0	0	1	5
Tom Gauntlett	2-7	2-3	1	2	6	1	13
Dick Grubar	1-7	0-0	4	2	2	1	27
Bill Bunting	1-8	2-7	4	2	4	1	24
Joe Brown	0-5	0-1	1	2	0	0	16
Gerald Tuttle	1-4	0-0	1	2	2	1	9
Ralph Fletcher	1-3	0-0	2	1	2	0	4
Jim Frye	0-1	0-0	0	0	0	0	2
Jim Bostick	1-1	0-0	1	0	2	0	2
Team			6				
TOTALS	24-85	14-25	46	19	62	10	

HOUSTON	FG	FT	REB	PF	PTS	A	MP
Elvin Hayes	10-23	3-5	16	3	23	1	38
Melvin Bell	0-2	0-2	7	2	0	0	8
Don Kruse	2-5	0-0	2	5	4	1	7
Don Chaney	6-13	7-8	8	0	19	0	38
Gary Grider	2-6	2-3	3	1	6	2	30
Leary Lentz	3-10	0-1	17	3	6	1	33
Ken Spain	9-14	6-9	14	3	24	1	26
Vernon Lewis	0-1	0-0	0	1	0	0	9
Theodis Lee	0-1	0-1	5	1	0	0	6
Niemer Hamond	1-1	0-0	0	0	2	0	2
Andrew Benson	0-1	0-0	0	0	0	0	2
Elliott McVay	0-1	0-0	0	0	0	0	1
Team			4				
TOTALS	33-78	18-29	72	19	84	6	

SCORING BY HALVES
 UNC 23 39 - 62
 UH 42 42 - 84

FIELD GOAL PCT 1ST 2ND TOTALS
 UNC 10-41 (.244) 14-44 (.318) 24-85 (.282)
 UH 19-45 (.422) 14-33 (.424) 33-78 (.423)

OFFICIALS: Floyd Magnuson, Ernest Filiberti
 ATTENDANCE: 17,755

NORTH CAROLINA	FG	FT	REB	PF	PTS	A	TO	MP
Dick Grubar	4-7	1-1	3	4	9	2	1	26
Bill Bunting	1-5	2-3	8	2	4	1	4	27
Charlie Scott	9-13	3-4	3	3	21	2	3	35
Rusty Clark	9-13	0-0	10	3	18	2	5	34
Larry Miller	9-18	9-14	16	4	27	2	3	37
Joe Brown	2-5	0-1	5	4	4	1	2	15
Eddie Fogler	2-5	0-0	0	0	4	2	1	13
Gerald Tuttle	0-2	0-0	0	1	0	1	2	8
Ralph Fletcher	1-3	2-3	2	0	4	0	0	2
Jim Delany	0-0	0-0	0	0	0	0	1	1
Jim Frye	0-0	0-0	1	1	0	0	0	1
Gra Whitehead	0-0	0-0	0-0	0	0	0	0	1
Team			5					
TOTALS	37-71	17-26	26	48	22	91	14	21

ST. BONAVENTURE	FG	FT	REB	PF	PTS	A	TO	MP
Billy Kalbaugh	1-3	1-2	1	3	3	5	7	40
Bill Butler	10-22	3-5	12	3	23	1	0	40
Jimmy Satalin	2-11	3-4	5	5	7	1	5	31
Bob Lanier	10-24	3-5	9	5	23	2	4	39
John Hayes	4-8	2-2	7	4	10	1	7	35
Vinnie Martin	0-1	2-5	4	1	2	2	1	14
Gene Fahey	1-3	2-2	1	0	4	0	0	1
Team			4					
TOTALS								

SCORING BY HALVES
 UNC 40 51 - 91
 ST. BONAVENTURE 30 42 - 72

FIELD GOAL PERCENTAGES 1ST 2ND TOTALS
 UNC 18-35 (.514) 19-36 (.567) 37-71 (.521)
 ST. BONAVENTURE 13-34 (.382) 15-38 (.395) 28-72 (.389)



NCAA TOURNAMENT BOX SCORES

1967 National Semifinal vs. Dayton
1967 Elite 8 vs. Boston College
1967 Regional Semifinal vs. Princeton
1959 1st Round vs. Navy

1967 NATIONAL SEMIFINAL
DAYTON 76, NORTH CAROLINA 62
MARCH 24, 1967
FREEDOM HALL, LOUISVILLE, KY.

**1967
FF**

DAYTON	FG	FT	REB	PF	PTS	A
Don May	16-22	2-6	15	2	34	3
Dan Sadier	4-7	0-1	0	0	8	0
Dan Obrovac	0-0	0-0	1	1	0	0
Gene Klaus	3-6	9-10	8	4	15	2
Bob Hooper	1-7	3-4	4	1	5	3
Glinger Torbin	4-14	6-8	11	5	14	4
Jim Wannanather	0-0	0-2	0	0	0	0
Randy Waterman	0-0	0-0	0	0	0	0
Team			5			
TOTALS	28-56	20-31	39	13	76	12

NORTH CAROLINA	FG	FT	REB	PF	PTS	A
Larry Miller	6-18	1-1	13	4	13	0
Bill Bunting	1-3	1-1	5	4	3	2
Rusty Clark	8-14	3-5	11	4	19	0
Bob Lewis	5-18	1-1	3	3	11	0
Dick Grubar	2-7	3-3	2	4	7	2
Tom Gauntlett	1-4	0-0	3	0	2	0
Joe Brown	0-3	0-0	0	0	0	0
Gerald Tuttle	3-5	1-1	1	3	7	3
Team			5			
TOTALS	26-72	10-12	38	22	62	7

SCORING BY HALVES

DAYTON	29	47	-	76
UNC	23	39	-	62

FIELD GOAL PCT

	1ST	2ND	TOTALS
DAYTON	12-30 (.400)	16-26 (.615)	28-56 (.500)
UNC	9-32 (.281)	17-40 (.425)	26-72 (.361)

TURNOVERS: Dayton 13, UNC 13

OFFICIALS: Floyd Magnuson, Ernest Filiberti
ATTENDANCE: 18,889

1967 EAST FINAL
NORTH CAROLINA 96, BOSTON COLLEGE 80
MARCH 18, 1967
COLE FIELDHOUSE, COLLEGE PARK, MD.

**1967
E-8**

BOSTON COLLEGE	FG	FT	REB	PF	PTS	A	TO	MP
Steve Adelman	4-12	1-2	6	2	9	1	1	26
Jim Kissane	5-15	5-5	10	3	15	1	2	34
Willie Wolters	2-8	2-2	7	4	6	1	1	16
Jack Kvanzc	5-8	1-1	1	4	11	2	1	28
Bill Evans	3-8	2-5	3	2	8	6	5	34
Terry Driscoll	7-17	3-4	10	2	17	0	0	30
Doug Rice	3-7	0-1	2	4	6	0	0	14
Steve Kelleher	0-1	0-0	0	0	0	0	0	1
Jim King	1-2	0-0	1	1	2	0	0	12
Ed Rooney	0-1	0-0	0	0	0	0	0	2
Pacynski	3-3	0-0	2	1	6	0	0	2
Gallup	0-0	0-0	0	1	0	0	0	1
Team			6					
TOTALS	33-82	14-20	42	24	80	11	10	200
	.402	.700						

NORTH CAROLINA	FG	FT	REB	PF	PTS	A	TO	MP
Larry Miller	6-16	10-12	5	2	22	5	3	39
Bill Bunting	5-10	2-3	4	4	12	2	0	24
Rusty Clark	7-10	4-5	18	3	18	1	1	34
Dick Grubar	1-2	1-1	3	3	3	6	1	36
Bob Lewis	11-18	9-10	3	1	31	6	3	39
Tom Gauntlett	1-1	0-0	0	0	2	0	1	2
Gerald Tuttle	1-1	0-0	0	1	2	0	0	5
Joe Brown	2-4	0-0	3	2	4	1	1	17
Don Moe	0-0	0-0	0	0	0	0	0	1
Jim Frye	1-1	0-1	0	0	2	0	0	1
Ralph Fletcher	0-0	0-0	0	0	0	0	0	1
Jim Bostick	0-0	0-0	0	0	0	1	0	1
Team			5					
TOTALS	35-63	26-32	36	16	96	22	10	200
	.556	.813						

SCORING BY HALVES

BC	42	38	-	80
UNC	44	52	-	96

OFFICIALS: George Conley, Leonard Wertz

1967 EAST SEMIFINAL
NORTH CAROLINA 78, PRINCETON 70
MARCH 17, 1967
COLE FIELDHOUSE, COLLEGE PARK, MD.

**1967
RSF**

NORTH CAROLINA	FG	FT	REB	PF	PTS	A	TO	MP
Larry Miller	7-17	2-2	10	4	16	3	3	44
Bill Bunting	4-8	1-2	9	0	9	1	1	35
Rusty Clark	3-10	7-9	9	5	13	0	2	28
Dick Grubar	2-5	12-16	7	4	16	3	3	43
Bob Lewis	4-17	6-9	10	3	14	1	2	43
Gerald Tuttle	0-0	3-4	0	1	3	1	0	19
Tom Gauntlett	1-3	0-0	2	0	2	0	1	5
Joe Brown	2-4	1-1	5	0	5	1	1	8
Team			12					
TOTALS	23-64	32-43	52	17	78	10	13	225
	.359	.744						

PRINCETON	FG	FT	REB	PF	PTS	A	TO	MP
Joe Heiser	8-20	2-3	8	4	18	1	2	45
Gary Walters	1-5	0-4	4	5	2	4	4	31
Christopher Thomforde	6-17	2-2	7	5	14	1	0	24
John Haarlew	1-4	0-1	2	1	2	1	1	17
Ed Hummer	6-18	2-5	9	4	14	1	2	45
Larry Lucchino	2-4	0-0	1	2	4	0	0	20
David Lawyer	3-9	2-2	4	5	8	1	0	23
Bobby Brown	3-8	2-4	7	2	8	0	1	20
Team			10					
TOTALS	30-85	10-21	42	28	70	9	10	225
	.353	.476						

SCORING BY HALVES

UNC	29	34	15	-	78
PRINCETON	28	35	7	-	70

OFFICIALS: Charlie Foutz, Fred Huiet
ATTENDANCE: 13,043

1959 EAST FIRST ROUND
NAVY 76, NORTH CAROLINA 63
MARCH 10, 1959
MADISON SQUARE GARDEN, NEW YORK, N.Y.

**1959
1st**

NAVY	FG	FT	REB	PF	PTS	MP
Bower	5-10	3-5	3	4	13	36
Brown	1-7	1-3	13	2	3	40
J. Metzler	7-10	6-8	12	4	20	35
D. Johnson	5-10	6-9	4	1	16	36
F. Delano	2-7	4-6	4	0	8	17
Doyle	4-5	3-4	4	3	11	24
Egan	1-1	2-2	2	0	4	7
Land	0-1	1-3	1	0	1	5
Team			4			
TOTALS	25-51	26-40	43	14	76	200
	.490	.650				

NORTH CAROLINA	FG	FT	REB	PF	PTS
Lee Shaffer	2-5	2-2	3	5	6
Doug Moe	3-14	1-5	8	2	7
Dick Kopley	7-13	2-3	9	0	16
York Larese	3-15	2-2	5	5	8
Harvey Salz	5-12	4-4	5	5	14
Ray Stanley	2-8	2-2	9	2	6
Danny Lotz	1-2	3-3	5	3	5
Lou Brown	0-0	0-0	0	0	0
John Crotty	0-0	1-2	0	2	1
Hugh Donohue	0-1	0-0	0	1	0
Team			2		
TOTALS	23-70	17-23	44	25	63
	.329	.739			

SCORING BY HALVES

NAVY	34	42	-	76
UNC	22	41	-	63



NCAA TOURNAMENT BOX SCORES

1957 National Championship vs. Kansas
1957 National Semifinal vs. Michigan State
1957 Elite 8 vs. Syracuse
1957 Regional Semifinal vs. Canisius

1957 NATIONAL CHAMPIONSHIP
NORTH CAROLINA 54, KANSAS 53 (3 OT)
MARCH 23, 1957
MUNICIPAL AUDITORIUM, KANSAS CITY, MO.

**1957
FF**

<u>KANSAS</u>	FG	FT	REB	PF	PTS
King	3-12	5-6	4	4	11
Elstun	4-12	3-6	4	2	11
Chamberlain	6-13	11-16	14	3	23
Parker	2-4	0-0	0	0	4
Billings	0-0	0-0	0	2	0
Loneski	0-5	2-3	3	2	2
Johnson	0-1	2-2	0	1	2
Team			3		
TOTALS	15-47	23-33	28	14	53
	.319	.697			

<u>NORTH CAROLINA</u>	FG	FT	REB	PF	PTS
Lennie Rosenbluth	8-15	4-4	5	5	20
Bob Cunningham	0-3	0-1	5	4	0
Pete Brennan	4-8	3-7	11	3	11
Tommy Kearns	4-8	3-7	1	4	11
Joe Quigg	4-10	2-3	9	4	10
Danny Lotz	0-0	0-0	2	0	0
Bob Young	1-1	0-0	3	1	2
Team			6		
TOTALS	21-45	12-22	42	21	54
	.467	.545			

SCORING BY PERIODS

KU	22	24	2	0	5	-	53
UNC	29	17	2	0	6	-	54

OFFICIALS: Joe Conway, Hogan Anderson

1957 NATIONAL SEMIFINAL
NORTH CAROLINA 74, MICHIGAN STATE 70 (3 OT)
MARCH 22, 1957
MUNICIPAL AUDITORIUM, KANSAS CITY, MO.

**1957
FF**

<u>NORTH CAROLINA</u>	FG	FT	REB	PF	PTS
Lennie Rosenbluth	12-43	7-9	3	1	31
Bob Cunningham	8-17	3-4	12	5	19
Bob Young	1-3	0-1	2	1	2
Pete Brennan	6-16	2-4	17	5	14
Ray Searcy	0-0	0-0	1	0	0
Tommy Kearns	1-8	4-5	6	4	6
Joe Quigg	0-1	2-3	4	5	2
Danny Lotz	0-1	0-0	4	1	0
Team			5		
TOTALS	28-89	18-26	54	22	74

<u>MICHIGAN STATE</u>	FG	FT	REB	PF	PTS
Jack Quiggle	6-21	8-10	10	1	20
John Green	4-12	3-6	19	2	11
George Ferguson	4-8	2-3	1	5	10
Bob Anderegg	2-7	3-6	3	2	7
Larry Hedden	4-20	6-7	15	5	14
Dave Scott	2-3	0-2	3	1	4
Pat Wilson	0-3	2-2	5	1	2
Chuck Bencie	1-6	0-0	2	1	2
Team			7		
TOTALS	23-80	24-36	65	18	70

SCORING BY PERIODS

UNC	29	29	6	2	8	-	74
MSU	29	29	6	2	4	-	70

OFFICIALS: Cliff Ogden, Al Lightner

1957 EAST REGION FINAL
NORTH CAROLINA 67, SYRACUSE 58
MARCH 16, 1957
PALESTRA, PHILADELPHIA, PA.

**1957
E-8**

<u>SYRACUSE</u>	FG	FT	REB	PF	PTS
G. Clark	5-13	1-2	12	5	11
V. Cohen	9-23	7-11	13	3	25
Snyder	5-19	0-2	12	4	10
Breland	0-6	0-2	2	5	0
Albanese	1-2	0-0	0	0	2
Cincebox	0-5	2-6	15	5	2
Loudis	3-6	0-0	2	3	6
Youmans	0-0	0-0	1	0	0
Schmelzer	1-1	0-0	0	2	2
TOTALS	24-75	10-23	57	27	58
	.320	.435			

<u>NORTH CAROLINA</u>	FG	FT	REB	PF	PTS
Lennie Rosenbluth	8-18	7-11	9	2	23
Pete Brennan	3-9	7-9	15	4	13
Joe Quigg	1-3	4-4	8	4	6
Tommy Kearns	4-11	14-19	4	3	22
Bob Cunningham	1-4	0-0	5	3	2
Danny Lotz	0-2	1-2	6	0	1
TOTALS	17-47	33-45	47	16	67
	.362	.733			

SCORING BY HALVES

SU	28	30	-	58
UNC	37	30	-	67

1957 EAST REGION SEMIFINAL
NORTH CAROLINA 87, CANISIUS 75
MARCH 15, 1957
PALESTRA, PHILADELPHIA, PA.

**1957
RSF**

<u>CANISIUS</u>	FG	FT	REB	PF	PTS
H. Nowak	8-11	8-12	9	4	24
J. Springer	2-4	0-0	1	1	4
J. Leone	3-10	7-9	6	5	13
J. Coogan	5-11	0-2	6	3	10
D. Markey	5-11	2-2	6	3	12
J. Mackinnon	0-0	0-0	0	0	0
G. Britz	2-15	7-7	5	4	11
T. Rojek	0-0	1-2	0	2	1
J. Ruska	0-0	0-0	1	0	0
J. Shea	0-0	0-0	0	0	0
TOTALS	25-62	25-34	34	22	75
	.403	.735			

<u>NORTH CAROLINA</u>	FG	FT	REB	PF	PTS
Lennie Rosenbluth	15-30	9-11	10	2	39
Bob Young	0-1	0-0	1	2	0
Pete Brennan	1-8	4-4	13	5	6
Joe Quigg	4-5	0-2	9	4	8
Tommy Kearns	8-11	3-5	4	2	19
Bob Cunningham	2-5	11-15	8	4	15
Danny Lotz	0-0	0-0	0	0	0
Ray Searcy	0-0	0-0	0	0	0
TOTALS	30-60	27-37	45	19	87
	.500	.730			

SCORING BY HALVES

CANISIUS	25	50	-	75
UNC	39	48	-	87



NCAA TOURNAMENT BOX SCORES

1957 1st Round vs. Yale
 1946 National Championship vs. Oklahoma A&M
 1946 Regional Final vs. Ohio State
 1946 Regional Semifinal vs. NYU

1957 EAST FIRST ROUND
NORTH CAROLINA 90, YALE 74
MARCH 12, 1957
MADISON SQUARE GARDEN, NEW YORK, N.Y.

**1957
1st**

<u>NORTH CAROLINA</u>	FG	FT	REB	PF	PTS
Lennie Rosenbluth	11-19	7-12	19	4	29
Bob Young	0-0	0-0	1	3	0
Pete Brennan	6-12	8-11	11	3	20
Joe Quigg	5-8	3-4	1	2	13
Tommy Kearns	5-12	6-9	4	3	16
Bob Cunningham	4-7	4-4	7	3	12
TOTALS	31-58	28-40	43	18	90
	.534	.700			

<u>YALE</u>	FG	FT	REB	PF	PTS
J. Lee	8-22	9-9	4	5	25
Baird	0-4	0-0	4	3	0
Downs	5-15	3-6	9	5	13
Bodman	1-1	0-0	2	0	2
E. Robinson	7-11	6-9	17	5	20
Bab	0-2	0-0	0	1	0
Thompson	3-5	0-0	2	3	6
Sargent	3-6	0-2	0	5	6
Molumphy	1-1	0-1	0	1	2
TOTALS	28-67	18-27	38	28	74
	.418	.667			

SCORING BY HALVES

UNC	40	50	-	90
YALE	40	34	-	74

1946 NATIONAL CHAMPIONSHIP
OKLAHOMA A&M 43, NORTH CAROLINA 40
MARCH 26, 1946
MADISON SQUARE GARDEN, NEW YORK, N.Y.

**1946
FF**

<u>NORTH CAROLINA</u>	FG	FT	PF	PTS
John Dillon	5	6-6	5	16
Don Anderson	3	2-3	3	8
Bob Paxton	2	0-0	4	4
Bones McKinney	2	1-3	5	5
Jim White	0	1-1	0	1
Taylor Thorne	1	0-0	2	2
Jim Jordan	0	4-8	3	4
TOTALS	13	14-21	22	40
		.667		

<u>OKLAHOMA A&M</u>	FG	FT	PF	PTS
S. Aubrey	0	1-2	1	1
A. Bennett	3	0-0	4	6
W. Kern	3	1-3	2	7
J. Bradley	1	1-2	1	3
Bob Kurland	9	5-9	5	23
J. Halbert	0	0-0	0	0
B. Williams	0	2-4	2	2
G. Bell	0	1-1	1	1
J. Parks	0	0-1	2	0
TOTALS	16	11-22	18	43
		.500		

SCORING BY PERIODS

UNC	17	23	-	40
A&M	23	20	-	73

1946 EAST REGIONAL FINAL/NATIONAL SEMIFINAL
NORTH CAROLINA 60, OHIO STATE 57
MARCH 23, 1946
MADISON SQUARE GARDEN, NEW YORK, N.Y.

**1946
FF**

<u>OHIO STATE</u>	FG	FT	PF	PTS
R. Bowen	3	6-6	4	12
R. Snyder	4	3-7	3	11
W. Wells	0	0-2	4	0
J. Underman	8	7-8	4	23
P. Huston	3	3-6	5	9
W. Amling	1	0-1	5	2
W. Johnston	0	0-0	0	0
TOTALS	19-89	19-30	25	57
	.213	.633		

<u>NORTH CAROLINA</u>	FG	FT	PF	PTS
John Dillon	5	6-13	4	16
Don Anderson	3	0-1	2	6
Bob Paxton	4	0-2	3	8
Bones McKinney	4	1-3	5	9
Jim White	2	3-4	4	7
Taylor Thorne	1	0-1	1	2
Jim Jordan	4	4-5	3	12
Roger Scholbe	0	0-0	1	0
TOTALS	23-91	14-29	23	60
	.253	.483		

SCORING BY PERIODS

OSU	20	34	3	-	57
UNC	19	35	6	-	60

1946 EAST REGION SEMIFINAL
NORTH CAROLINA 57, NYU 49
MARCH 21, 1946
MADISON SQUARE GARDEN, NEW YORK, N.Y.

**1946
RSF**

<u>NORTH CAROLINA</u>	FG	FT	PF	PTS
John Dillon	7-10	1-4	5	15
Don Anderson	1	2-4	2	4
Bob Paxton	6	1-4	1	13
Bones McKinney	4	3-4	4	11
Jim White	0	0-0	5	0
Taylor Thorne	2	0-0	1	4
Jim Jordan	4	2-2	5	10
Roger Scholbe	0	0-0	0	0
TOTALS	24-52	9-18	23	57
	.462	.500		

<u>NYU</u>	FG	FT	PF	PTS
D. Forman	1	3-4	2	5
Sarath	2	0-2	1	4
Goldstein	0	0-0	0	0
Debonis	5	3-4	4	13
D. Schayes	2	5-6	1	9
T. Kelly	0	0-0	3	0
Tanenbaum	1	3-3	3	5
Dolhon	1	0-0	0	2
Mangiapane	4	3-6	4	11
Benanti	0	0-0	0	0
TOTALS	16	17-25	18	49
		.680		

SCORING BY PERIODS

UNC	29	28	-	57
NYU	22	27	-	49



NCAA TOURNAMENT BOX SCORES

1941 Regional Consolation vs. Dartmouth
1941 Regional Semifinal vs. Pittsburgh

1941 EAST REGION CONSOLATION
DARTMOUTH 60, NORTH CAROLINA 59
MARCH 22, 1941
WISCONSIN FIELDHOUSE, MADISON, WIS.

**1941
Cons**

<u>DARTMOUTH</u>	FG	FT	PF	PTS
G. Broberg	8	2-4	1	18
G. Munroe	8	2-4	0	18
J. Olsen	3	4-6	3	10
S. Skaug	2	0-1	1	4
C. Pearson	2	1-1	4	5
C. Shaw	0	0-0	2	0
W. Parmer	2	1-1	0	5
TOTALS	25	10-17	11	60
		.588		

<u>NORTH CAROLINA</u>	FG	FT	PF	PTS
Bob Rose	4	2-3	1	10
George Paine	0	0-0	0	0
Hank Pessar	0	0-0	3	0
Paul Severin	0	0-0	3	0
George Glamack	10	11-14	3	31
Jimmy Howard	6	0-0	1	12
Bobby Gersten	3	0-0	0	6
Reid Suggs	0	0-0	1	0
TOTALS	23	13-17	12	59
		.765		

SCORING BY PERIODS

DARTMOUTH	38	22	-	60
UNC	34	25	-	59

1941 EAST REGION SEMIFINAL
PITTSBURGH 26, NORTH CAROLINA 20
MARCH 21, 1941
WISCONSIN FIELDHOUSE, MADISON, WIS.

**1941
RSF**

<u>PITTSBURGH</u>	FG	FT	PF	PTS
E. Straloski	3	0-2	1	6
L. Paffrath	0	0-0	3	0
G. Kocheran	2	2-2	1	6
M. Port	0	3-6	2	3
J. Klein	0	0-0	1	0
T. Malarkey	3	1-1	0	7
S. Milanovich	1	2-2	1	4
TOTALS	9	8-13	9	26
		.615		

<u>NORTH CAROLINA</u>	FG	FT	PF	PTS
Bob Rose	1	0-1	1	2
George Paine	0	0-1	2	0
Hank Pessar	1	0-1	0	2
Paul Severin	1	1-1	0	3
George Glamack	4	1-2	4	9
Jimmy Howard	1	0-0	2	2
Bobby Gersten	0	0-1	0	0
Reid Suggs	1	0-1	0	2
TOTALS	9	2-8	9	20
		.250		

SCORING BY PERIODS

PITT	8	18	-	26
UNC	12	8	-	20



ACC TOURNAMENT HISTORY



- Carolina has won 18 Atlantic Coast Conference Tournament championships and played in the championship game a record-tying 35 times.

- The Tar Heels have a 106-51 record in ACC Tournament history.

- Carolina has the second-most wins and titles.

- Dean Smith was the first coach to win 13 ACC Tournaments. Smith's teams were 58-23 and played in the championship game 21 times.

- Roy Williams went 29-15 with three titles and eight appearances in the championship game in 18 seasons. Williams' eight championship game appearances came against seven different opponents (played Virginia twice).

- Smith is second in wins and 13 titles; Williams is third in wins and tied for fifth with three championships.

- Smith and Williams are among the eight coaches to win back-to-back ACC Tournament titles (with Everett Case, Bones McKinney, Vic Bubas, Norm Sloan, Dave Odom and Mike Krzyzewski).

- The Tar Heels have earned the No. 1 seed 26 times. Duke is second with 18 No. 1 seeds followed by NC State and Virginia (6), Wake Forest (4), Maryland (3), Georgia Tech (2), Miami (2) and Clemson, Florida State and South Carolina (1).

- Carolina is one of only two schools that have won three consecutive ACC regular-season titles and ACC Tournament championships. UNC accomplished that feat in 1967-68-69. UNC is the only school that has done that while winning the regular-season title outright.

- A Tar Heel has won the Most Valuable Player award 19 times – Lennie Rosenbluth (1957), Larry Miller (1967, 1968), Charlie Scott (1969), Lee Dedmon (1971), Robert McAdoo (1972), Phil Ford (1975), John Kuester (1977), Dudley Bradley (1979), Sam Perkins (1981), James Worthy (1982), J.R. Reid (1989), Rick Fox (1991), Jerry Stackhouse (1994), Shammond Williams (1997), Antawn Jamison (1998), Brandan Wright (2007), Tyler Hansbrough (2008) and Joel Berry II (2016).

- Tyler Hansbrough is the only Tar Heel to earn first-team All-Tournament honors three times.

CAROLINA'S ACC TOURNAMENT LEDGER

Record in:

First Round:	1-1
Second Round:	4-1
Quarterfinals:	48-14
Semifinals:	35-18
Championship:	18-17

Record as a:

#1 seed (26 times):	51-15
#2 seed (14):	25-9
#3 seed (10):	14-9
#4 seed (7):	4-6
#5 seed (5):	4-5
#6 seed (2):	5-2
#7 seed (3):	2-3
#10 seed (1):	0-1
#14 seed (1):	1-1

Record vs:

#1 seeds:	3-9
#2 seeds:	12-8
#3 seeds:	12-7
#4 seeds:	16-8
#5 seeds:	10-8
#6 seeds:	10-6
#7 seeds:	13-5
#8 seeds:	18-0
#9 seeds:	6-0
#10 seeds:	2-0
#11 seeds:	3-0
#12 seed:	1-0

Record in:

Atlanta:	11-5
Brooklyn:	5-3
Charlotte:	22-8
Greensboro:	43-21
Landover:	6-2
Raleigh:	12-11
Tampa:	3-0
Washington, D.C.:	4-1
Overall Record:	106-51

1957

Frank McGuire's eventual national champions ran the table in the regular season, winning all 14 games. That year marked the first time UNC reached the conference tournament final since the 1947 Southern Conference Tournament. The Tar Heels held off Wake Forest, 61-59, in the semifinal and defeated South Carolina by 20 to earn their first ACC championship. In the semifinal, Wake Forest took a one-point lead with less than a minute to play, but National Player of the Year Lennie Rosenbluth hit a hook shot from the circle and a free throw for a three-point play and the win.

Rosenbluth made 8 of 11 shots from the floor in the championship, scored 38 points and was named MVP.

1967

The Tournament moved to the Greensboro Coliseum for the first time and was the site of Dean Smith's first title. Fittingly, Carolina won the title by sweeping its in-state rivals, beating NC State by three points, Wake Forest by 10 and Duke by nine in the title match. Larry Miller was selected MVP after scoring 25.7 points and grabbing 8.3 rebounds per game. Bobby Lewis (18.0 points, 5.0 rebounds) joined Miller on the first-team all-tournament squad.

1968

The Tournament moved again in 1968 for the first year of a three-year stay in Charlotte. UNC's semifinal game against South Carolina was a fierce battle. The Gamecocks sent the game into overtime with an 18-4 run to tie the score at 74. The Tar Heels came from behind in overtime and won on baskets by Grubar and Gerald Tuttle.

In the championship, Carolina led NC State by only five at the half, but the final tally was a lopsided 87-50 victory. Miller (25.3 points, 8.7 rebounds) became the second player ever (Len Chappell of Wake Forest) to repeat as MVP. Dick Grubar (13.3 points, 4.7 rebounds) was also a first-team selection.

The 37-point margin of victory is the largest in championship game history.

CAROLINA'S 18 ACC TOURNAMENT CHAMPIONSHIPS

Year	Tournament Site	Championship Game Result	UNC's High Scorer	Most Valuable Player (Tournament stats)
1957	Raleigh	North Carolina 95, South Carolina 75	Lennie Rosenbluth 38	Lennie Rosenbluth (35.3 ppg, 10.0 rpg)
1967	Greensboro	North Carolina 82, Duke 73	Larry Miller 32	Larry Miller (25.7 ppg, 8.3 rpg)
1968	Charlotte	North Carolina 87, N.C. State 50	Larry Miller 21	Larry Miller (25.3 ppg, 8.7 rpg)
1969	Charlotte	North Carolina 85, Duke 74	Charles Scott 40	Charlie Scott (24.7 ppg, 5.67 rpg)
1972	Greensboro	North Carolina 73, Maryland 64	Dennis Wuycik 24	Robert McAdoo (15.0 ppg, 7.5 rpg)
1975	Greensboro	North Carolina 70, N.C. State 66	Phil Ford 24	Phil Ford (26.0 ppg, 10 assists)
1977	Greensboro	North Carolina 75, Virginia 69	Phil Ford 26	John Kuester (13.5 ppg, 8 assists)
1979	Greensboro	North Carolina 71, Duke 63	Mike O'Koren 18	Dudley Bradley (12.5 ppg, 4.0 rpg, 7 assists, 10 steals)
1981	Landover, Md.	North Carolina 61, Maryland 60	Al Wood 19	Sam Perkins (17.7 ppg, 8.3 rpg, 5 blocks)
1982	Greensboro	North Carolina 47, Virginia 45	James Worthy 16	James Worthy (13.3 ppg, 8.0 rpg)
1989	Atlanta	North Carolina 77, Duke 74	J.R. Reid 14	J.R. Reid (17.0 ppg, 8.0 rpg)
1991	Charlotte	North Carolina 96, Duke 74	Rick Fox 25	Rick Fox (17.3 ppg, 9.0 rpg, 11 assists)
1994	Charlotte	North Carolina 73, Virginia 66	Jerry Stackhouse 14	Jerry Stackhouse (15.7 ppg, 6.7 rpg)
1997	Greensboro	North Carolina 64, N.C. State 54	Shammond Williams 23	Shammond Williams (20.0 ppg, 15 assists)
1998	Greensboro	North Carolina 83, Duke 68	Antawn Jamison 22	Antawn Jamison (20.7 ppg, 11.3 rpg)
2007	Tampa, Fla.	North Carolina 89, NC State 80	Wayne Ellington, Brandan Wright 16	Brandan Wright (15.7 ppg, 3.7 rpg, 6 blocks)
2008	Charlotte	North Carolina 86, Clemson 81	Wayne Ellington 24	Tyler Hansbrough (22.0 ppg, 8.7 rpg)
2016	Washington, D.C.	North Carolina 61, Virginia 57	Joel Berry II 19	Joel Berry II (17.0 ppg, 8 assists)

**ACC
TOURNAMENT
SERIES RECORDS**

Boston College	3-1
Clemson	15-1
Duke	9-14
Florida State	5-3
Georgia Tech	4-5
Louisville	2-0
Maryland	14-3
Miami	3-1
NC State	12-4
Notre Dame	2-1
Pittsburgh	1-1
South Carolina	4-2
Syracuse	1-1
Virginia	14-5
Virginia Tech	4-1
Wake Forest	13-8
Total	106-51

1969

Carolina entered as the No. 1 seed for the third year in a row. Carolina's Charlie Scott battled Wake's Charlie Davis in the semifinals. Davis won the first half, as the Deacons led 37-29 at intermission. Scott took over in the second stanza, enabling UNC to win, 80-72. Scott and Grubar led the Tar Heels with 23 points apiece.

Carolina and Duke squared off in the championship game. The Blue Devils led by nine at halftime and the Tar Heels lost Grubar to a first-half knee injury. The second half featured one of the most memorable performances in ACC history as Scott scored 25 of his game-high 40 points on 12 of 13 shooting. Carolina won its third straight ACC title, 85-74, and Scott earned MVP honors.

1972

South Carolina's departure from the ACC left only seven teams, and Carolina received a bye into the semifinal against Duke. Four Tar Heels scored in double figures, led by Bobby Jones, who carded a double-double (14 points, 11 rebounds) as the Tar Heels won, 63-48.

Carolina was in the championship game for the fifth time in six years. Maryland was in the finals for the first time since 1958. Robert McAdoo (15 points, 7.5 rebounds per game) became the fifth Tar Heel in six years to earn the MVP award as Carolina held on for a 73-64 win. Dennis Wucyik (17.5 points, 5 rebounds) and George Karl (13 points, 2.5 rebounds) joined McAdoo on the all-tournament first team.

1975

The Tar Heels trailed Wake Forest in the quarterfinal by eight points with 50 seconds left. Freshman point guard Phil Ford (44 seconds to play), Mitch Kupchak (36 seconds), Walter Davis (30 seconds) and Brad Hoffman (two seconds) hit jump shots and the Deacs missed a pair of free throws to force overtime. In the extra session with the game tied at 96 Carolina took possession with 58 seconds to play. UNC went Four Corners and drew a technical against Wake Forest with 29 seconds to play for not forcing UNC to take action. Ford hit the free throw and another free throw six seconds later as Carolina triumphed, 101-100. Davis (31 points, 12 rebounds), Kupchak (16 points, 14 rebounds) and Ford (25 points) led the Tar Heels.

Clemson came back from 11 down at the half to force overtime in the semifinals. A tip-in by Kupchak gave Carolina an overtime lead it would not relinquish. Ford led UNC with 29, making 15 of 18 from the free throw line.

Ford was outstanding in the championship game against defending NCAA champion NC State. Carolina took the lead, 56-55, on a jumper by Davis with nine minutes left and then went into its delay offense. Ford hit two baskets in the next two and one-half minutes, and NC State did not score during a 5:18 stretch, leading to a 70-66 Tar Heel victory. Ford (26 points per game) was the MVP and was joined on the first-team by Kupchak (13.7 points, 13.7 rebounds). Davis netted 19 points and grabbed 7.7 rebounds over the three games.

1977

No. 1 seed Carolina met No. 7 Virginia in the finals in a rematch of the 1976 final won by the Cavaliers. Ford scored 19 points in the first half, but the Cavaliers led by one at the break. Virginia led 64-56 with 7:08 remaining, but over the next 5:03 the Tar Heels outscored the Wahoos, 15-1. Freshman Mike O'Koren and John Kuester led the final charge after Ford fouled out with 5:45 to play and Virginia still holding a 64-61 advantage. A layup by Bruce Buckley with 3:37 to play broke a 67-all tie and gave UNC the lead for good. Kuester's take-charge attitude and perfect free throw shooting earned him MVP honors after the Tar Heel title.

1979

Duke defeated UNC in the final game of the regular season to share the regular-season title, but the Tar Heels won the draw for the tournament's top seed and first-round bye. Carolina defeated Maryland, 102-79, in the semifinals, as five Tar Heels scored in double figures. Al Wood led with 19 points on 8 of 10 shooting.

Carolina beat Duke in the finals, 71-63. Dudley Bradley scored 16 points with seven steals and four assists and earned MVP honors. O'Koren had 18 points and eight rebounds and was 10 for 11 from the free throw line. The Tar Heels turned the ball over just seven times and forced 14 Duke miscues. O'Koren and Dave Colescott, who averaged 15 and 12.5 points per game in the tournament, respectively, also were first-team selections.

1981

UNC beat Wake Forest, 58-57, in the semifinal as Mike Pepper nailed a 16-foot jumper with eight seconds to play. Sam Perkins scored 18 points and pulled down 15 rebounds and James Worthy added 12 points and 11 rebounds. The Deacons led 53-46 but Pepper and Perkins each hit two baskets. The second basket by Perkins gave UNC a 56-55 lead with 4:12 to play. Alvis Rogers hit an 11-foot jumper to give Wake the lead back with 1:30 to play, but Pepper hit the game-winner with eight seconds to go.

Carolina and Maryland met in the final in the Capital Centre in Landover, Md. The game was tied seven times in the second half, but the Tar Heels went ahead for good with 2:53 to play on a Jimmy Black steal and lay-up. Wood scored twice in the final two minutes to secure a 61-60 triumph.

Perkins (17.7 points, 8.3 rebounds) became just the second freshman ever, and first since Ford, to be named MVP. Worthy (13 points, 7.7 rebounds) joined Perkins as a first-team all-tournament selection.

1982

No. 1-ranked Carolina led No. 2 Virginia, 34-31, at halftime behind Worthy's 16 points. Michael Jordan scored four of the Tar Heels' first five field goals in the second half. His fourth straight field goal, with 8:44 to play, was Carolina's last of the game. Leading 44-43 with 7:34 remaining, Carolina spread the floor and held the ball. Virginia fouled six times over the next 7:06, finally putting Matt Doherty on the foul line for 1-and-1 with 28 seconds left. Doherty hit the first for a two-point edge. Virginia turned the ball over with three seconds to play. Doherty hit two free throws and Virginia's Ralph Sampson had an uncontested dunk with one second left as Carolina prevailed, 47-45. The field goal by Sampson was the first by the Cavaliers since the 7:34 mark.

Worthy (13.3 points, 8 rebounds), Perkins (9.7 points, 7.3 rebounds) and Jordan (11.7 points, 3 rebounds) were named to the first-team all-tournament team, and Worthy was named MVP.

1989

Carolina breezed to the championship game, recording a 15-point win over Georgia Tech and a 30-point rout of eighth-seeded Maryland, which had knocked off No. 1 seed NC State.

The 1989 ACC championship game was one of the most memorable and intense meetings ever between Carolina and Duke. Both teams had won regular-season games on the other's home floor.

Stifling defense by both teams led to 44 turnovers, 26 of which the Tar Heels committed. J.R. Reid had 14 points and nine rebounds and Steve Bucknall had 10 points and five assists to lead UNC. The game was tied five times in the second half and Duke led just once, with 5:28 to play. Bucknall hit a driving basket and free throw with 1:46 remaining to break a 66-all tie. Bucknall and King Rice both went 4 for 4 from the line to clinch the win.

Reid (16.0 points, 8.0 rebounds per game) won MVP honors. Senior point guard Jeff Lebo (10.7 points, 3.0 assists) joined him on the first-team.

1991

After hard-fought victories over Clemson and Virginia, the Tar Heels met a Duke team in the championship game that had swept the regular-season series from UNC. Carolina raced out to a 15-4 lead and thrashed Duke, 96-74. Rick Fox made 10 of 16 field goal attempts for 25 points and Hubert Davis netted 17. Rice had 12 points and seven assists and did not commit a turnover. Fox averaged 17.3 points and 9 rebounds over the three games and was named MVP. Davis averaged 13.7 points and hit nearly 64 percent from three-point range in the Tournament.

The win was the largest in the finals since Carolina beat NC State, 87-50, in 1968.

1994

Carolina faced Wake Forest in the semifinal in what proved to be one of the most exciting games in ACC Tournament history. Wake Forest led, 76-70, with 2:15 to play, but Derrick Phelps helped cut the deficit to three with 11 seconds left. Phelps then made the first of two free throws and rebounded his own miss on the second. He fed Dante Calabria who drove the lane and hit a twisting bank shot with three seconds remaining for a tie at 81.

Carolina led 84-81 in overtime, but a three-pointer by Rusty LaRue tied the game with 39 seconds left. UNC freshman Jerry Stackhouse, the Tournament's MVP, hit the game-winner on a baseline drive with five seconds to play. Wake Forest guard Randolph Childress, who scored 31 points, just missed a long three-pointer as the clock expired.

Stackhouse had 14 points and seven rebounds and Eric Montross added 12 points and nine rebounds to lead Carolina past Virginia, 73-66, in the title game.

1997

The Tar Heels lost their first three ACC regular-season games, but rallied to go 8-0 in the second half to finish tied for second place. Carolina then swept past Virginia, Wake Forest and NC State to claim its 14th Tournament title. Junior guard Shammond Williams earned MVP honors, averaging 20.0 points and 5.0 assists.

Antawn Jamison scored 24 points and grabbed 10 rebounds and point guard Ed Cota had 11 points and 10 assists in the 78-68 quarterfinal win over Virginia. Williams made eight of 11 shots, including four of seven three-pointers, in an 86-73 triumph over the Tim Duncan-led Demon Deacons in the semifinals.

In the championship game, Williams again led Carolina with 23 points, nine of which came on a trio of three-point baskets in a 2:02 span midway through the second half. Jamison added 17 points and a game-high 11 rebounds. Carolina shot 59.0 percent from the floor, the third-highest percentage ever by the winning team in an ACC final.

1998

Carolina repeated as Tournament champions for the first time since 1981-82 with victories over NC State, Maryland and Duke. Those wins avenged regular-season losses against the same three opponents. Jamison injured a muscle in the overtime win over the Terrapins in the semifinal, and was questionable for Sunday's championship game. However, Jamison was relentless against the Blue Devils, sparking UNC to a 15-point win over the nation's top-ranked team with a 22-point, 18-rebound effort that ranks as one of the finest in championship game history.

Jamison had 25 points in the opening round win over the Wolfpack. The Tar Heels trailed throughout much of the second half against Maryland, but rallied behind Shammond Williams to force overtime. Williams added 10 points in the extra stanza to lead Carolina to an 83-73 triumph.

Carolina's win over Duke in the championship game was UNC's sixth in title game matchups against the Blue Devils. The game was tied at 57 with less than 11 minutes to play, but the Tar Heels reeled off the next 13 points. Carolina finished the game shooting 54.4 percent from the floor, while Duke hit on just 32.8 percent of its field goal attempts. Williams and Vince Carter had 19 and 16 points, respectively.

2007

Carolina won its 16th ACC Tournament in 2007 in Tampa, Fla., with wins over Florida State, Boston College and NC State. Prior to 2007, the last time UNC had won both a share of the ACC regular season title and the ACC Tournament in the same season was 1982.

As the Tournament's top seed, Carolina beat No. 9 seed Florida State in the quarterfinals. Wayne Ellington scored 18 points to lead four double-figure scorers in the win over the Seminoles. Brandan Wright scored 20 points to lead the top-seeded Tar Heels to a 71-56 win over No. 4 seed Boston College in the semifinals.

All five Tar Heel starters scored in double figures as Carolina beat NC State, 89-80, in the final. Reyshawn Terry scored eight consecutive points in a late-game stretch to capture the win.

Wright was named MVP, becoming the fifth freshman and fourth Tar Heel freshman to do so. Wright joined UNC's Phil Ford (1978), Sam Perkins (1981) and Jerry Stackhouse (1994) and Duke's Jason Williams (2000) as those to accomplish the feat. Wright, Ellington and Ty Lawson made the All-ACC Tournament team, the first time three freshmen from the same team ever earned that honor.

The 2007 championship was Roy Williams' first as the Tar Heel head coach.

2008

Carolina beat Florida State, Virginia Tech and Clemson to win the 2008 ACC title, its second in a row and an ACC-record 17th overall. The Tar Heels have won back-to-back ACC Tournament titles five times — 1967-68, 1968-69, 1981-82, 1997-98 and 2007-08.

Tyler Hansbrough, Wayne Ellington and Marcus Ginyard were named to the ACC All-Tournament First Team.

Virginia Tech led most of the game in the semifinals. Ellington hit a pair of three-pointers late to tie the game before Hansbrough hit a baseline jump shot with 0.8 seconds left for a 68-66 win. Ellington made 10 of 13 shots from the floor and had 24 points in the championship game win over Clemson.

Hansbrough had 26 points and nine rebounds against the Hokies and 18 points and 11 rebounds in the finals to earn MVP honors.

2016

The Tar Heels came into the 2016 Tournament as the No. 1 seed for the 25th time overall and the seventh under head coach Roy Williams.

Carolina opened the Tournament by surrendering the first eight points in its quarterfinal against No. 8 Pitt. The Panthers led by seven with 4:36 to play in the first half before the Tar Heels went on a 13-2 run to end the half. UNC shot 61.5 percent from the floor in the second and pulled away for an 88-71 win.

The Tar Heels dominated Notre Dame, a team that beat UNC on Feb. 6th in South Bend, in the semifinals. The 78-47 win was UNC's largest ever in the semifinals and Carolina's biggest in any ACC Tournament game since 1993. The Tar Heels led 23-22, then went on an 18-0 run to end the half. Marcus Paige led with 16 points and seven assists and Isaiah Hicks had a career-high 15 rebounds.

The top-seeded Tar Heels beat No. 2 Virginia, 61-57 to win the title, avenging a loss in the only regular-season meeting two weeks prior in Charlottesville. Tournament MVP Joel Berry II led UNC with 19 points.

The championship game was tied at 28-28 at the half and at 44-all with 8:25 to play. The Tar Heels went on a 9-2 run over the next 6:40, sparked by a three-pointer by Berry and a steal and dunk by Justin Jackson.

Berry averaged a team-high 17.0 points and was 17 for 24 from the floor, 7 for 10 from three-pointers and 10 from 10 from the free throw line over the three games en route to MVP honors.



ACC TOURNAMENT RESULTS



DATE	SITE	SEEDS (UNC-OPP.)	OPPONENT	W/L	SCORE	ROUND
3/4/1954	RAL	5-4	NC State	L	51-52	Quarterfinals
3/3/1955	RAL	5-4	Wake Forest	L	82-95	Quarterfinals
3/1/1956	RAL	2-7	Virginia	W	81-77	Quarterfinals
3/2/1956	RAL	2-3	Wake Forest	L	56-77	Semifinals
3/7/1957	RAL	1-8	Clemson	W	81-61	Quarterfinals
3/8/1957	RAL	1-4	Wake Forest	W	61-59	Semifinals
3/9/1957	RAL	1-6	South Carolina	W	95-75	Championship
3/6/1958	RAL	3-6	Clemson	W	63-51	Quarterfinals
3/7/1958	RAL	3-2	NC State	W	64-58	Semifinals
3/8/1958	RAL	3-4	Maryland	L	74-86	Championship
3/5/1959	RAL	2-7	Clemson	W	93-69	Quarterfinals
3/6/1959	RAL	2-3	Duke	W	74-71	Semifinals
3/7/1959	RAL	2-1	NC State	L	56-80	Championship
3/3/1960	RAL	1-8	Virginia	W	84-63	Quarterfinals
3/4/1960	RAL	1-4	Duke	L	69-71	Quarterfinals
3/1/1962	RAL	4-5	South Carolina	L	55-57	Quarterfinals
2/28/1963	RAL	3-6	South Carolina	W	93-76	Quarterfinals
3/1/1963	RAL	3-2	Wake Forest	L	55-56	Semifinals
3/5/1964	RAL	5-4	South Carolina	W	80-63	Quarterfinals
3/6/1964	RAL	5-1	Duke	L	49-65	Semifinals
3/4/1965	RAL	4-5	Wake Forest	L	76-92	Quarterfinals
3/3/1966	RAL	4-5	Maryland	W	77-70	Quarterfinals
3/4/1966	RAL	4-1	Duke	L	20-21	Semifinals
3/9/1967	GBO	1-8	NC State	W	56-53	Quarterfinals
3/10/1967	GBO	1-5	Wake Forest	W	89-79	Semifinals
3/11/1967	GBO	1-2	Duke	W	82-73	Championship
3/7/1968	CHAR	1-8	Wake Forest	W	83-70	Quarterfinals
3/8/1968	CHAR	1-4	South Carolina	W	82-79 (OT)	Semifinals
3/9/1968	CHAR	1-3	NC State	W	87-50	Championship
3/6/1969	CHAR	1-8	Clemson	W	94-70	Quarterfinals
3/7/1969	CHAR	1-5	Wake Forest	W	80-72	Semifinals
3/8/1969	CHAR	1-3	Duke	W	85-74	Championship
3/5/1970	CHAR	2-7	Virginia	L	93-95	Quarterfinals
3/11/1971	GBO	1-8	Clemson	W	76-41	Quarterfinals
3/12/1971	GBO	1-5	Virginia	W	78-68	Semifinals
3/13/1971	GBO	1-2	South Carolina	L	51-52	Championship
3/10/1972	GBO	1-4	Duke	W	63-48	Semifinals
3/11/1972	GBO	1-2	Maryland	W	73-64	Championship
3/8/1973	GBO	2-7	Wake Forest	L	52-54 (OT)	Quarterfinals
3/7/1974	GBO	3-6	Wake Forest	W	76-62	Quarterfinals
3/8/1974	GBO	3-2	Maryland	L	85-105	Semifinals
3/6/1975	GBO	2-7	Wake Forest	W	101-100 (OT)	Quarterfinals
3/7/1975	GBO	2-3	Clemson	W	76-71 (OT)	Semifinals
3/8/1975	GBO	2-4	NC State	W	70-66	Championship
3/5/1976	MD	1-4	Clemson	W	82-74	Semifinals
3/6/1976	MD	1-6	Virginia	L	62-67	Championship
3/4/1977	GBO	1-5	NC State	W	70-56	Semifinals
3/5/1977	GBO	1-7	Virginia	W	75-69	Championship
3/2/1978	GBO	1-5	Wake Forest	L	77-82	Semifinals
3/2/1979	GBO	1-4	Maryland	W	102-79	Semifinals
3/3/1979	GBO	1-2	Duke	W	71-63	Championship
2/28/1980	GBO	2-7	Wake Forest	W	75-62	Quarterfinals
2/29/1980	GBO	2-6	Duke	L	61-75	Semifinals
3/5/1981	MD	2-7	NC State	W	69-54	Quarterfinals
3/6/1981	MD	2-3	Wake Forest	W	58-57	Semifinals
3/7/1981	MD	2-4	Maryland	W	61-60	Championship
3/5/1982	GBO	1-8	Georgia Tech	W	55-39	Quarterfinals
3/6/1982	GBO	1-4	NC State	W	58-46	Semifinals
3/7/1982	GBO	1-2	Virginia	W	47-45	Championship
3/11/1983	ATL	1-8	Clemson	W	105-79	Quarterfinals
3/12/1983	ATL	1-4	NC State	L	84-91 (OT)	Semifinals
3/9/1984	GBO	1-8	Clemson	W	78-66	Quarterfinals
3/10/1984	GBO	1-4	Duke	L	75-77	Semifinals
3/8/1985	ATL	2-7	Wake Forest	W	72-61 (OT)	Quarterfinals
3/9/1985	ATL	2-3	NC State	W	57-51	Semifinals
3/10/1985	ATL	2-1	Georgia Tech	L	54-57	Championship
3/7/1986	GBO	3-6	Maryland	L	75-85	Quarterfinals
3/6/1987	MD	1-8	Maryland	W	82-63	Quarterfinals
3/7/1987	MD	1-4	Virginia	W	84-82 (2OT)	Semifinals
3/8/1987	MD	1-6	NC State	L	67-68	Championship
3/11/1988	GBO	1-8	Wake Forest	W	83-62	Quarterfinals
3/12/1988	GBO	1-5	Maryland	W	74-64	Semifinals
3/13/1988	GBO	1-3	Duke	L	61-65	Championship
3/10/1989	ATL	4-5	Georgia Tech	W	77-62	Quarterfinals
3/11/1989	ATL	4-8	Maryland	W	88-58	Semifinals
3/12/1989	ATL	4-2	Duke	W	77-74	Championship
3/9/1990	CHAR	4-5	Virginia	L	85-92 (OT)	Quarterfinals
3/8/1991	CHAR	2-7	Clemson	W	67-59	Quarterfinals
3/9/1991	CHAR	2-6	Virginia	W	76-71	Semifinals
3/10/1991	CHAR	2-1	Duke	W	96-74	Championship
3/13/1992	CHAR	3-6	Wake Forest	W	80-65	Quarterfinals
3/14/1992	CHAR	3-2	Florida State	W	80-76	Semifinals
3/15/1992	CHAR	3-1	Duke	L	74-94	Championship
3/12/1993	CHAR	1-8	Maryland	W	102-66	Quarterfinals
3/13/1993	CHAR	1-5	Virginia	W	74-56	Semifinals
3/14/1993	CHAR	1-6	Georgia Tech	L	75-77	Championship

DATE	SITE	SEEDS (UNC-OPP.)	OPPONENT	W/L	SCORE	ROUND
3/11/1994	CHAR	2-7	Florida State	W	83-69	Quarterfinals
3/12/1994	CHAR	2-3	Wake Forest	W	86-84 (OT)	Semifinals
3/13/1994	CHAR	2-4	Virginia	W	73-66	Championship
3/10/1995	GBO	2-7	Clemson	W	78-62	Quarterfinals
3/11/1995	GBO	2-3	Maryland	W	97-92 (OT)	Semifinals
3/12/1995	GBO	2-1	Wake Forest	L	80-82 (OT)	Championship
3/8/1996	GBO	3-6	Clemson	L	73-75	Quarterfinals
3/7/1997	GBO	3-6	Virginia	W	78-68	Quarterfinals
3/8/1997	GBO	3-2	Wake Forest	W	86-73	Semifinals
3/9/1997	GBO	3-8	NC State	W	64-54	Championship
3/6/1998	GBO	2-8	NC State	W	73-46	Quarterfinals
3/7/1998	GBO	2-3	Maryland	W	83-73 (OT)	Semifinals
3/8/1998	GBO	2-1	Duke	W	83-68	Championship
3/5/1999	CHAR	3-6	Georgia Tech	W	78-49	Quarterfinals
3/6/1999	CHAR	3-2	Maryland	W	86-79	Semifinals
3/7/1999	CHAR	3-1	Duke	L	73-96	Championship
3/10/2000	CHAR	4-5	Wake Forest	L	52-58	Quarterfinals
3/9/2001	ATL	1-9	Clemson	W	99-81	Quarterfinals
3/10/2001	ATL	1-5	Georgia Tech	W	70-63	Semifinals
3/11/2001	ATL	1-2	Duke	L	53-79	Championship
3/8/2002	CHAR	7-2	Duke	L	48-60	Quarterfinals
3/14/2003	GBO	7-2	Maryland	W	84-72	Quarterfinals
3/15/2003	GBO	7-3	Duke	L	63-75	Semifinals
3/12/2004	GBO	5-4	Georgia Tech	L	82-83	Quarterfinals
3/11/2005	DC	1-9	Clemson	W	88-81	Quarterfinals
3/12/2005	DC	1-5	Georgia Tech	L	75-78	Semifinals
3/10/2006	GBO	2-7	Virginia	W	79-67	Quarterfinals
3/11/2006	GBO	2-3	Boston College	L	82-85	Semifinals
3/9/2007	TAM	1-9	Florida State	W	73-58	Quarterfinals
3/10/2007	TAM	1-4	Boston College	W	71-56	Semifinals
3/11/2007	TAM	1-10	NC State	W	89-80	Championship
3/4/2008	CHAR	1-9	Florida State	W	82-70	Quarterfinals
3/5/2008	CHAR	1-4	Virginia Tech	W	68-66	Semifinals
3/6/2008	CHAR	1-3	Clemson	W	86-81	Championship
3/13/2009	ATL	1-8	Virginia Tech	W	79-76	Quarterfinals
3/14/2009	ATL	1-4	Florida State	L	70-73	Semifinals
3/11/2010	GBO	10-7	Georgia Tech	L	58-62	First Round
3/11/2011	GBO	1-9	Miami	W	61-59	Quarterfinals
3/12/2011	GBO	1-4	Clemson	W	92-87 (OT)	Semifinals
3/13/2011	GBO	1-2	Duke	L	58-75	Championship
3/9/2012	ATL	1-8	Maryland	W	85-69	Quarterfinals
3/10/2012	ATL	1-5	NC State	W	69-67	Semifinals
3/11/2012	ATL	1-3	Florida State	L	82-85	Championship
3/15/2013	GBO	3-6	Florida State	W	83-62	Quarterfinals
3/16/2013	GBO	3-7	Maryland	W	79-76	Semifinals
3/17/2013	GBO	3-1	Miami	L	77-87	Championship
3/14/2014	GBO	4-5	Pitt	L	75-80	Quarterfinals
3/11/2015	GBO	5-12	Boston College	W	81-63	Second Round
3/12/2015	GBO	5-4	Louisville	W	70-60	Quarterfinals
3/13/2015	GBO	5-1	Virginia	W	71-67	Semifinals
3/14/2015	GBO	5-3	Notre Dame	L	82-90	Championship
3/10/2016	DC	1-8	Pitt	W	88-71	Quarterfinals
3/11/2016	DC	1-4	Notre Dame	W	78-47	Semifinals
3/12/2016	DC	1-2	Virginia	W	61-57	Championship
3/9/2017	BKLN	1-9	Miami	W	78-53	Quarterfinals
3/10/2017	BKLN	1-5	Duke	L	83-93	Semifinals
3/7/2018	BKLN	6-11	Syracuse	W	78-59	Second Round
3/8/2018	BKLN	6-3	Miami	W	82-65	Quarterfinals
3/9/2018	BKLN	6-2	Duke	W	74-69	Semifinals
3/10/2018	BKLN	6-1	Virginia	L	63-71	Championship
3/14/2019	CHAR	2-7	Louisville	W	83-70	Quarterfinals
3/15/2019	CHAR	2-3	Duke	L	73-74	Semifinals
3/10/2020	GBO	14-11	Virginia Tech	W	78-56	First Round
3/11/2020	GBO	14-6	Syracuse	L	53-81	Second Round
3/10/2021	GBO	6-11	Notre Dame	W	101-59	Second Round
3/11/2021	GBO	6-3	Virginia Tech	W	81-73	Quarterfinals
3/12/2021	GBO	6-2	Florida State	L	66-69	Semifinals
3/10/2022	BKLN	3-6	Virginia	W	63-43	Quarterfinals
3/11/2022	BKLN	3-7	Virginia Tech	L	59-72	Semifinals
3/8/2023	GBO	7-10	Boston College	W	85-61	Second Round
3/9/2023	GBO	7-2	Virginia	L	59-68	Quarterfinals

Championship seasons in bold
 UNC did not compete in the ACC Tournament in 1961
 UNC received quarterfinal byes in 1972, '76, '77, '78, '79

Key to Sites:
 ATL= Atlanta – Omni (1983, 1985, 1989); Georgia Dome (2001, 2009); Philips Arena (2012),
 BKLN= Brooklyn – Barclays Center, (2017, 2018, 2022)
 CHAR= Charlotte – Charlotte Coliseums (1968-70, 1990-94, 1999-2000, 2002); Charlotte Bobcats Arena (2008)/Spectrum Center (2019)
 DC= Washington, D.C. – MCI Center (2005)/Verizon Center (2016)
 GBO= Greensboro – Greensboro Coliseum (1967, 1971-75, 1977-80, 1982, 1984, 1986, 1988, 1995-98, 2003-04, 2006, 2010-11, 2013-15, 2020, 2021, 2023)
 MD= Landover, Md. – Capital Centre (1976, 1981, 1987)
 RAL= Raleigh – Reynolds Coliseum (1954-1966)
 TAM= Tampa, Fla. – St. Pete Times Forum (2007)



ACC TOURNAMENT GAME-BY-GAME LEADERS



YEAR	OPPONENT	W/L	SCORE	POINTS	REBOUNDS	ASSISTS	OPPT. SCORER
1954 QF	NC State	L	51-52	Skippy Winstead 25	Paul Likins, Jerry Vayda 8	Skippy Winstead 3	Ronnie Shavlik 21
1955 QF	Wake Forest	L	82-95	Lennie Rosenbluth 29	Francis Young 12	Al Lifson 6	Lowell Davis 32
1956 QF	Virginia	W	81-77	Lennie Rosenbluth 35	Joe Quigg 14	Jerry Vayda 3	Bob McCarty 28
1956 SF	Wake Forest	L	56-77	Lennie Rosenbluth 26	Lennie Rosenbluth 11	Rosenbluth, Vayda, Radovich 2	Jack Williams 27
1957 QF	Clemson	W	81-61	Lennie Rosenbluth 45	Lennie Rosenbluth 12	Bob Cunningham, Joe Quigg 5	Ed Brinkley, Vince Yockel 16
1957 SF	Wake Forest	W	61-59	Lennie Rosenbluth 23	Joe Quigg 14	Tommy Kearns 2	Jack Williams 24
1957 CH	South Carolina	W	95-75	Lennie Rosenbluth 38	Pete Brennan 19	Bob Cunningham 9	Gedy Wallace 28
1958 QF	Clemson	W	61-52	Pete Brennan 22	Ray Stanley 10	Bob Cunningham, Ray Stanley 3	Walt Gibbons 17
1958 SF	NC State	W	64-58	Pete Brennan 23	Pete Brennan 11	Harvey Salz, Ray Stanley 2	Lou Pucillo 17
1958 CH	Maryland	L	74-86	Pete Brennan 29	Dick Kepley 9	Bob Cunningham, Harvey Salz 2	Charles McNeil 21
1959 QF	Clemson	W	93-69	Lee Shaffer 21	Lee Shaffer 21	York Lares 5	Ed Krajack, George Krajack 16
1959 SF	Duke	W	74-71	Lee Shaffer 23	Lee Shaffer 11	Doug Moe 3	Carroll Youngkin 21
1959 CH	NC State	L	56-80	Dick Kepley 14	Doug Moe 8	Doug Moe 2	Lou Pucillo 23
1960 QF	Virginia	W	84-63	Lee Shaffer 29	Doug Moe 17	Doug Moe 5	Paul Adkins 20
1960 SF	Duke	L	69-71	York Lares 25	Doug Moe, Lee Shaffer 10	n/a	Carroll Youngkin 30
1962 QF	South Carolina	L	55-57	Larry Brown 18	Charlie Shaffer 9	Jim Donohue 3	Bobby Robinson 19
1963 QF	South Carolina	W	93-76	Billy Cunningham 28	Billy Cunningham 13	Larry Brown 13	Bob Haney, Scotti Ward 23
1963 SF	Wake Forest	L	55-56	Ray Respass 15	Billy Cunningham 13	Yogi Poteet 4	Ronny Watts 16
1964 QF	South Carolina	W	80-63	Billy Cunningham 34	Billy Cunningham 15	Billy Cunningham 5	Ronnie Collins 21
1964 SW	Duke	L	49-65	Billy Cunningham 25	Billy Cunningham 14	Bill Galantai 3	Jay Buckley 20
1965 QF	Wake Forest	L	76-92	Bobby Lewis 27	Ray Respass 11	Billy Cunningham 4	Bob Leonard 25
1966 QF	Maryland	W	77-70	Larry Miller 25	Larry Miller 14	Bobby Lewis 5	Jay McMillen 22
1966 SF	Duke	L	20-21	John Yokley 6	Bob Bennett, Larry Miller 4	Bennett, Lewis, Miller 1	Steve Vacendak 6
1967 QF	NC State	W	56-53	Rusty Clark, Larry Miller 14	Rusty Clark 10	Larry Miller 2	Drago Trifunovich 13
1967 SF	Wake Forest	W	89-79	Larry Miller 31	Rusty Clark 11	Bobby Lewis 4	Paul Long 23
1967 CH	Duke	W	82-73	Larry Miller 32	Larry Miller 11	Gerald Tuttle 4	Bob Verga 20
1968 QF	Wake Forest	W	83-70	Larry Miller 31	Rusty Clark 11	Dick Grubar 5	Jerry Montgomery 21
1968 SF	South Carolina	W (OT)	82-79	Larry Miller 24	Rusty Clark 16	Charlie Scott 4	Skip Harlicka 24
1968 CH	NC State	W	87-50	Larry Miller 21	Bill Bunting, Rusty Clark 11	Grubar, Miller, Tuttle 2	Dick Braucher 12
1969 QF	Clemson	W	94-70	Bill Bunting 22	Rusty Clark 14	Jim Delany 3	Butch Zatezalo 28
1969 SF	Wake Forest	W	80-72	Dick Grubar, Charlie Scott 23	Rusty Clark 7	Gerald Tuttle 2	Charlie Davis 30
1969 CH	Duke	W	85-74	Charlie Scott 40	Lee Dedmon 11	Gerald Tuttle 2	Randy Denton 19
1970 QF	Virginia	L	93-95	Charlie Scott 41	Charlie Scott 13	Eddie Fogler 4	Tim Rash 25
1971 QF	Clemson	W	76-41	Lee Dedmon 15	Bill Chamberlain 10	n/a	Dave Thomas 17
1971 SF	Virginia	W	78-68	Lee Dedmon 19	Lee Dedmon 10	n/a	Barry Parkhill 26
1971 CH	South Carolina	L	51-52	Dennis Wuycik 16	George Karl 9	n/a	John Roche 18
1972 SF	Duke	W	63-48	Robert McAdoo 17	Bobby Jones 11	George Karl 5	Gary Melchioni 13
1972 CH	Maryland	W	73-64	Dennis Wuycik 24	Bobby Jones 8	Bill Chamberlain, Robert McAdoo 3	Tom McMillen 18
1973 QF	Wake Forest	L (OT)	52-54	Bobby Jones, George Karl 13	Bobby Jones 12	George Karl 8	Eddie Payne 18
1974 QF	Wake Forest	W	76-62	Darrell Elston 21	Bobby Jones, Mitch Kupchak 12	Walter Davis 4	John Lucas 24
1974 SF	Maryland	L	85-105	Walter Davis 18	Mitch Kupchak 11	Ray Harrison 7	John Lucas 7
1975 QF	Wake Forest	W (OT)	101-100	Walter Davis 31	Mitch Kupchak 14	Walter Davis, Phil Ford 6	Skip Brown 24
1975 SF	Clemson	W (OT)	76-71	Phil Ford 29	Mitch Kupchak 15	John Kuester 3	Skip Wise 22
1975 CH	NC State	W	70-66	Phil Ford 24	Mitch Kupchak 12	Brad Hoffman 6	Kenny Carr, David Thompson 16
1976 SF	Clemson	W	82-74	Walter Davis 17	Mitch Kupchak 10	John Kuester 7	Stan Rome 18
1976 CH	Virginia	L	62-67	Phil Ford 22	Mitch Kupchak 10	Phil Ford 2	Wally Walker 21
1977 SF	NC State	W	70-56	Walter Davis 22	Mike O'Koren 12	Phil Ford 6	Kenny Carr 18
1977 CH	Virginia	W	75-69	Phil Ford 26	Mike O'Koren 8	John Kuester 5	Bob Stokes 17
1978 SF	Wake Forest	L	79-82	Phil Ford 30	Dudley Bradley, Mike O'Koren, John Virgil, Al Wood 5	Dudley Bradley 3	Leroy McDonald 21
1979 SF	Maryland	W	102-79	Al Wood 19	Mike O'Koren, Jeff Wolf 7	Mike O'Koren 5	Larry Gibson 23
1979 CH	Duke	W	71-63	Mike O'Koren 18	Mike O'Koren 8	Dudley Bradley 4	Mike Gminski 19
1980 QF	Wake Forest	W	75-62	Mike O'Koren 26	Mike O'Koren 11	Mike O'Koren 4	Alvis Rogers 14
1980 SF	Duke	L	61-75	Al Wood 32	Al Wood 8	n/a	Mike Gminski 24
1981 QF	NC State	W	69-54	Sam Perkins 22	Sam Perkins 7	Jimmy Black 7	Art Jones 14
1981 SF	Wake Forest	W	58-57	Sam Perkins 18	Sam Perkins 15	Jimmy Black 5	Mike Helms, Frank Johnson 14
1981 CH	Maryland	W	61-60	James Worthy 19	James Worthy 8	Jimmy Black 6	Ernest Graham 27
1982 QF	Georgia Tech	W	55-39	Michael Jordan 18	James Worthy 8	Jimmy Black 6	Brook Stepp 14
1982 SF	NC State	W	58-46	Sam Perkins 16	James Worthy 10	Jimmy Black 5	Dereck Whittenburg 18
1982 CH	Virginia	W	47-45	James Worthy 16	James Worthy 6	Jimmy Black 6	Ralph Sampson 12
1983 QF	Clemson	W	105-79	Matt Doherty, Michael Jordan 28	Warren Martin 11	Matt Doherty 4	Raymond Jones 27
1983 SF	NC State	L (OT)	84-91	Sam Perkins 24	Brad Daugherty 13	Matt Doherty, Steve Hale 3	Sidney Lowe 26
1984 QF	Clemson	W	78-66	Matt Doherty 22	Sam Perkins 12	Steve Hale 7	Murray Jarman 28
1984 SF	Duke	L	75-77	Michael Jordan 22	Matt Doherty 10	n/a	Mark Alarie 21
1985 QF	Wake Forest	W (OT)	72-61	Kenny Smith 18	Brad Daugherty 18	Steve Hale, Joe Wolf 6	Delaney Rudd 24
1985 SF	NC State	W	57-51	Kenny Smith 16	Brad Daugherty 11	Brad Daugherty, Steve Hale 4	Spud Webb 13
1985 CH	Georgia Tech	L	54-57	Brad Daugherty, Kenny Smith 16	Brad Daugherty 8	Warren Martin 4	Mark Price 16
1986 QF	Maryland	L	75-85	Brad Daugherty 22	Brad Daugherty 6	Steve Hale 4	Jeff Baxter 21
1987 QF	Maryland	W	82-63	Dave Popson 23	J.R. Reid 8	Kenny Smith 5	Steve Hood 21
1987 SF	Virginia	W (2 OT)	84-82	Joe Wolf 27	J.R. Reid 11	Kenny Smith 7	Andrew Kennedy 20
1987 CH	NC State	L	67-68	J.R. Reid 17	Dave Popson 6	Kenny Smith 8	Chucky Brown 18
1988 QF	Wake Forest	W	83-62	J.R. Reid 21	J.R. Reid 11	Jeff Lebo 8	Sam Ivy 24
1988 SF	Maryland	W	74-64	J.R. Reid 19	J.R. Reid 14	Steve Bucknall, Kevin Madden, Ranzino Smith 4	Derrick Lewis, Brian Williams 14
1988 CH	Duke	L	61-65	Jeff Lebo 16	J.R. Reid 10	Steve Bucknall 4	Danny Ferry 19
1989 QF	Georgia Tech	W	77-62	J.R. Reid 17	Pete Chilcutt 10	Steve Bucknall 5	Dennis Scott 24
1989 SF	Maryland	W	88-58	J.R. Reid 17	J.R. Reid 9	Steve Bucknall 6	Tony Massenburg 21
1989 CH	Duke	W	77-74	J.R. Reid 14	Scott Williams 11	Steve Bucknall 5	Phil Henderson 16
1990 QF	Virginia	L (OT)	85-92	Rick Fox 21	Scott Williams 12	King Rice 11	Bryant Stith 32
1991 QF	Clemson	W	67-59	Hubert Davis 15	George Lynch 8	King Rice 6	Ricky Jones 16
1991 SF	Virginia	W	76-71	Pete Chilcutt, Rick Fox 13	Rick Fox 15	Rick Fox 6	John Crotty 23
1991 CH	Duke	W	96-74	Rick Fox 25	Pete Chilcutt 8	King Rice 7	Christian Laettner 22
1992 QF	Wake Forest	W	80-65	Hubert Davis 23	Eric Montross 10	Derrick Phelps 6	Rodney Rogers 29
1992 SF	Florida State	W	80-76	Hubert Davis 28	George Lynch 14	Derrick Phelps 7	Charlie Ward 15
1992 CH	Duke	L	74-94	Hubert Davis 19	George Lynch, Eric Montross 5	Derrick Phelps 10	Christian Laettner 25
1993 QF	Maryland	W	102-66	George Lynch 22	George Lynch 15	Henrik Rodl 7	Exree Hipp 19
1993 SF	Virginia	W	74-56	Donald Williams 19	George Lynch 11	George Lynch, Derrick Phelps 3	Cory Alexander 22
1993 CH	Georgia Tech	L	75-77	Brian Reese 24	Eric Montross 17	Henrik Rodl 6	James Forrest 27

YEAR	OPPONENT	W/L	SCORE	POINTS	REBOUNDS	ASSISTS	OPPT. SCORER
1994 QF	Florida State	W	83-69	Jerry Stackhouse 19	Rasheed Wallace 16	Derrick Phelps, Brian Reese 4	Bob Sura 24
1994 SF	Wake Forest	W (OT)	86-84	Eric Montross 15	Eric Montross 11	Derrick Phelps 6	Randolph Childress 31
1994 CH	Virginia	W	73-66	Jerry Stackhouse 14	Eric Montross 9	Derrick Phelps 9	Harold Deane 19
1995 QF	Clemson	W	78-62	Donald Williams 15	Rasheed Wallace 8	Jeff McInnis 5	Greg Buckner 15
1995 SF	Maryland	W (OT)	97-92	Rasheed Wallace 33	Jerry Stackhouse 14	Jerry Stackhouse 4	Joe Smith 24
1995 CH	Wake Forest	L (OT)	80-82	Jerry Stackhouse 24	Dante Calabria 9	Jerry Stackhouse 4	Randolph Childress 37
1996 QF	Clemson	L	73-75	Jeff McInnis 22	Antawn Jamison 8	Jeff McInnis 6	Greg Buckner, Terrell McIntyre 20
1997 QF	Virginia	W	78-68	Antawn Jamison 24	Antawn Jamison 10	Ed Cota 10	Courtney Alexander 27
1997 SF	Wake Forest	W	86-73	Shammond Williams 24	Vince Carter 9	Ed Cota, Shammond Williams 7	Tim Duncan 33
1997 CH	NC State	W	64-54	Shammond Williams 23	Antawn Jamison 11	Ed Cota 5	C.C. Harrison 13
1998 QF	NC State	W	73-46	Antawn Jamison 25	Antawn Jamison 7	Ed Cota 6	C.C. Harrison 16
1998 SF	Maryland	W (OT)	83-73	Shammond Williams 25	Ademola Okulaja 11	Ed Cota 5	Rodney Elliott 16
1998 CH	Duke	W	83-68	Antawn Jamison 22	Antawn Jamison 18	Ed Cota 5	Roshown McLeod 24
1999 QF	Georgia Tech	W	78-49	Ed Cota 14	Vasco Evtimov 8	Ed Cota 9	Jason Collier 17
1999 SF	Maryland	W	86-79	Max Owens 23	Brendan Haywood 10	Ed Cota 9	Steve Francis 31
1999 CH	Duke	L	73-96	Max Owens 22	Ademola Okulaja 10	Ed Cota 11	William Avery 29
2000 QF	Wake Forest	L	52-58	Jason Capel 14	Jason Capel, Joseph Forte 7	Jason Capel 5	Craig Dawson 17
2001 QF	Clemson	W	99-81	Jason Capel 23	Jason Capel 9	Ronald Curry 10	Will Solomon 23
2001 SF	Georgia Tech	W	70-63	Joseph Forte 27	Joseph Forte 12	Jason Capel 4	Shaun Fein 18
2001 CH	Duke	L	53-79	Joseph Forte 14	Brendan Haywood 13	Jason Capel, Joseph Forte 4	Mike Dunleavy Jr. 24
2002 QF	Duke	L	48-60	Kris Lang 14	Jason Capel 12	Jason Capel 4	Jason Williams 20
2003 QF	Maryland	W	84-72	Jawad Williams 25	Rashad McCants 11	Raymond Felton 10	Drew Nicholas 18
2003 SF	Duke	L	63-75	Raymond Felton 18	Jawad Williams 8	Raymond Felton 5	Daniel Ewing 19
2004 QF	Georgia Tech	L	82-83	Sean May 27	Sean May 8	Raymond Felton 6	Jarrett Jack, Luke Schenscher 17
2005 QF	Clemson	W	88-81	Raymond Felton 29	Raymond Felton 7	Raymond Felton 3	Shawan Robinson 17
2005 SF	Georgia Tech	L	75-78	Raymond Felton, Sean May, Rashad McCants 17	Sean May 11	Raymond Felton, Jackie Manuel, Melvin Scott, Jawad Williams 2	Will Bynum 35
2006 QF	Virginia	W	79-67	Reyshawn Terry 24	David Noel 11	David Noel 5	Sean Singletary 29
2006 SF	Boston College	L	82-85	Tyler Hansbrough 23	Tyler Hansbrough 11	Bobby Frasier 4	Craig Smith 23
2007 QF	Florida State	W	73-58	Wayne Ellington 18	Reyshawn Terry 9	Ty Lawson 8	Al Thornton 12
2007 SF	Boston College	W	71-56	Brandan Wright 20	Tyler Hansbrough 13	Ty Lawson 8	Sean Marshall 23
2007 CH	NC State	W	89-80	Wayne Ellington, Brandan Wright 16	Ty Lawson, Reyshawn Terry, Brandan Wright 4	Ty Lawson 4	Brandon Costner 28
2008 QF	Florida State	W	82-70	Tyler Hansbrough 22	Marcus Ginyard, Tyler Hansbrough 6	Marcus Ginyard 4	Jason Rich 23
2008 SF	Virginia Tech	W	68-66	Tyler Hansbrough 26	Tyler Hansbrough 9	Marcus Ginyard 4	A.D. Vassallo 17
2008 CH	Clemson	W	86-81	Wayne Ellington 24	Tyler Hansbrough 11	Ty Lawson 8	K.C. Rivers 28
2009 QF	Virginia Tech	W	79-76	Tyler Hansbrough 28	Tyler Hansbrough 8	Larry Drew, Wayne Ellington 4	A.D. Vassallo 26
2009 SF	Florida State	L	73-70	Wayne Ellington 24	Tyler Hansbrough 11	Larry Drew, Wayne Ellington 3	Troy Douglas 27
2010 1st	Georgia Tech	L	58-62	Tyler Zeller 17	Tyler Zeller 10	Larry Drew 8	Derrick Favors 18
2011 QF	Miami	W	61-59	Harrison Barnes 18	John Henson 13	Kendall Marshall 10	Malcolm Grant 16
2011 SF	Clemson	W (OT)	92-87	Harrison Barnes 40	John Henson 11	Kendall Marshall 9	Demontez Stitt 25
2011 CH	Duke	L	58-75	Harrison Barnes 16	John Henson 18	Kendall Marshall 4	Nolan Smith 20
2012 QF	Maryland	W	85-69	Harrison Barnes, Reggie Bullock 15	James Michael McAdoo 8	Kendall Marshall 12	Terrell Stoglin 30
2012 SF	NC State	W	69-67	Tyler Zeller 23	Tyler Zeller 9	Kendall Marshall 10	C.J. Leslie 22
2012 CH	Florida State	L	82-85	Harrison Barnes 23	Tyler Zeller 12	Kendall Marshall 9	Michael Snaer 18
2013 QF	Florida State	W	83-62	P.J. Hairston 21	Reggie Bullock 9	Marcus Paige 10	Michael Snaer 20
2013 SF	Maryland	W	79-76	Reggie Bullock, Dexter Strickland 15	Reggie Bullock 9	Reggie Bullock, Dexter Strickland 4	Alex Len 20
2013 CH	Miami	L	77-87	P.J. Hairston 28	Reggie Bullock 7	Dexter Strickland 8	Shane Larkin 28
2014 QF	Pittsburgh	L	75-80	Marcus Paige 27	James Michael McAdoo, J.P. Tokoto 7	Nate Britt 5	James Robinson, Talib Zanna 19
2015 2nd	Boston College	W	81-63	Brice Johnson, Marcus Paige 17	Brice Johnson, J.P. Tokoto 9	Marcus Paige 9	Aaron Brown 20
2015 QF	Louisville	W	70-60	Brice Johnson 22	Brice Johnson 7	Marcus Paige 5	Terry Rozier 20
2015 SF	Virginia	W	71-67	Justin Jackson 22	Kennedy Meeks 9	Marcus Paige, J.P. Tokoto 5	Malcolm Brogdon 25
2015 CH	Notre Dame	L	82-90	Marcus Paige 24	J.P. Tokoto 6	J.P. Tokoto 7	Jerian Grant 24
2016 QF	Pittsburgh	W	88-81	Joel Berry II - 20	Brice Johnson 10	Theo Pinson 7	Jamel Artis, Michael Young 19
2016 SF	Notre Dame	W	78-47	Marcus Paige 16	Isaiah Hicks 15	Marcus Paige 7	Bonzie Colson 15
2016 CH	Virginia	W	61-57	Joel Berry II - 19	Brice Johnson 9	Brice Johnson 5	Malcolm Brogdon 15
2017 QF	Miami	W	78-53	Isaiah Hicks 19	Kennedy Meeks 7	Theo Pinson 6	Bruce Brown 20
2017 SF	Duke	L	83-93	Isaiah Hicks, Kennedy Meeks 19	Kennedy Meeks 12	Theo Pinson 8	Jayson Tatum 24
2018 2nd	Syracuse	W	78-59	Kenny Williams 16	Theo Pinson 11	Theo Pinson 6	Oshae Brissett 20
2018 QF	Miami	W	82-65	Theo Pinson 25	Luke Maye 13	Cameron Johnson 5	Ja'Quan Newton 17
2018 SF	Duke	W	74-69	Luke Maye 17	Luke Maye 10	Theo Pinson 7	Gary Trent Jr. 20
2018 CH	Virginia	L	63-71	Luke Maye 20	Theo Pinson 8	Theo Pinson 6	Kyle Guy 16
2019 QF	Louisville	W	83-70	Luke Maye, Coby White 19	Luke Maye 9	Coby White 6	Dwayne Sutton 14
2019 SF	Duke	L	73-74	Cameron Johnson 23	Luke Maye 13	Coby White 4	Zion Williamson 31
2020 1st	Virginia Tech	W	78-56	Garrison Brooks 20	Armando Bacot 11	Cole Anthony, Leaky Black 4	Hunter Cattoor 14
2020 2nd	Syracuse	L	53-81	Garrison Brooks 18	Armando Bacot, Christian Keeling 6	Cole Anthony, Armando Bacot 3	Elijah Hughes 27
2021 2nd	Notre Dame	W	101-59	Armando Bacot 20	Armando Bacot 13	Caleb Love, Day'Ron Sharpe 6	Prentis Hubb, Nate Laszewski 13
2021 QF	Virginia Tech	W	81-73	RJ Davis 19	Armando Bacot 13	Leaky Black, Anthony Harris 3	Justyn Mutts 24
2021 SF	Florida State	L	66-69	Caleb Love 13	Garrison Brooks 8	RJ Davis, Anthony Harris 2	Balsa Koprivica 17
2022 QF	Virginia	W	63-43	Brady Manek 21	Armando Bacot 11	RJ Davis 6	Jayden Gardner 17
2022 SF	Virginia Tech	L	59-72	Armando Bacot 19	Armando Bacot 14	Leaky Black, Caleb Love 4	Darius Maddox 20
2023 2nd	Boston College	W	85-61	Caleb Love 22	Armando Bacot, Leaky Black 6	Leaky Black 4	Makai Ashton-Langford 16
2023 QF	Virginia	L	59-68	RJ Davis 24	Leaky Black 9	Caleb Love 6	Jayden Gardner 17



ACC TOURNAMENT

Carolina Single-Game Highs & Lows



MOST POINTS

105 vs. Clemson, 1983 Quarterfinal
102 vs. Maryland, 1993 Quarterfinal
102 vs. Maryland, 1979 Semifinal
101 vs. Notre Dame, 2021 2nd Round
101 vs. Wake Forest, 1975 Quarterfinal (OT)

MOST POINTS BY OPPONENTS

105 by Maryland, 1974 Semifinal
100 by Wake Forest, 1975 Quarterfinal
96 by Duke, 1999 Championship
95 by Virginia, 1970 Quarterfinal
95 by Wake Forest, 1955 Quarterfinal

FEWEST POINTS

20 vs. Duke, 1966 Semifinal
47 vs. Virginia, 1982 Championship
48 vs. Duke, 2002 Quarterfinal
49 vs. Duke, 1964 Semifinal
51 vs. South Carolina, 1971 Championship
51 vs. NC State, 1954 Quarterfinal

FEWEST POINTS BY OPPONENTS

21 by Duke, 1966 Semifinal
39 by Georgia Tech, 1982 Quarterfinal
41 by Clemson, 1971 Quarterfinal
43 by Virginia, 2022 Quarterfinal
45 by Virginia, 1982 Championship

LARGEST MARGIN OF VICTORY

42 (101-59) vs. Notre Dame, 2021 2nd Round
37 (87-50) vs. NC State, 1968 Championship
36 (102-66) vs. Maryland, 1993 Quarterfinal
35 (76-41) vs. Clemson, 1971 Quarterfinal
31 (78-47) vs. Notre Dame, 2016 Semifinal

LARGEST MARGIN OF DEFEAT

28 (53-81) vs. Syracuse, 2020 2nd Round
26 (53-79) vs. Duke, 2001 Championship
24 (56-80) vs. NC State, 1959 Championship
23 (73-96) vs. Duke, 1999 Championship
21 (56-77) vs. Wake Forest, 1956 Semifinal

MOST FIELD GOALS MADE

40 (att. 64) vs. Maryland, 1979 Semifinal
40 (att. 67) vs. South Carolina, 1963 Quarterfinal
39 vs. Notre Dame, 2021 2nd Round
39 vs. Maryland, 1995 Semifinal (OT)
38 vs. South Carolina, 1957 Championship

FEWEST FIELD GOALS MADE

7 (att. 15) vs. Duke, 1966 Semifinal
14 vs. NC State, 1954 Quarterfinal
15 vs. Duke, 2002 Quarterfinal
16 vs. Duke, 1964 Semifinal
17 vs. NC State, 1959 Championship

MOST FIELD GOALS ATTEMPTED

91 (made 37) vs. Maryland, 1974 Semifinal
91 (made 37) vs. South Carolina, 1968 Semifinal (OT)
79 (made 31) vs. Virginia, 1960 Quarterfinal
79 (made 38) vs. South Carolina, 1957 Championship
78 (made 32) vs. Duke, 2017 Semifinal
78 (made 32) vs. Wake Forest, 1955 Quarterfinal

FEWEST FIELD GOALS ATTEMPTED

15 (made 7) vs. Duke, 1966 Semifinal
25 (made 14) vs. N.C. State, 1954 Quarterfinal
29 (made 15) vs. Duke, 2002 Quarterfinal
35 (made 16) vs. Duke, 1964 Semifinal
39 (made 23) vs. NC State, 1997 Championship
39 (made 21) vs. Georgia Tech, 1985 Championship
39 (made 18) vs. South Carolina, 1971 Championship

HIGHEST FIELD GOAL PERCENTAGE

.625 (40x64) vs. Maryland, 1979 Semifinal
.597 vs. South Carolina, 1963 Quarterfinal
.590 vs. NC State, 1997 Championship
.589 vs. Pittsburgh, 2016 Quarterfinal
.577 vs. NC State, 2007 Championship

LOWEST FIELD GOAL PERCENTAGE

.253 (19x75) vs. Wake Forest, 1956 Semifinal
.292 vs. Duke, 2001 Championship
.333 vs. Syracuse, 2020 2nd Round
.333 vs. Georgia Tech, 2010 1st Round
.333 vs. Duke, 1988 Championship
.333 vs. NC State, 1967 Quarterfinal

MOST 3-POINT FIELD GOALS MADE

14 (att. 24) vs. Clemson, 1983 Quarterfinal
13 vs. Miami, 2013 Championship
12 vs. Boston College, 2006 Semifinal
11 vs. Maryland, 2003 Quarterfinal
11 vs. Clemson, 1995 Quarterfinal

FEWEST 3-POINT FIELD GOALS MADE

1 (att. 12) vs. Wake Forest, 2000 Quarterfinal
1 (att. 8) vs. NC State, 1998 Quarterfinal
2 eight times (latest: vs. Syracuse, 2020 2nd Round)

MOST 3-POINT FIELD GOALS ATTEMPTED

29 (made 13) vs. Miami, 2013 Championship
27 vs. Virginia, 2023 Quarterfinal
27 vs. Boston College, 2006 Semifinal
26 vs. Virginia Tech, 2022 Semifinal
26 vs. Duke, 2019 Semifinal
26 vs. Maryland, 1995 Semifinal (OT)

FEWEST 3-POINT FIELD GOALS ATTEMPTED

4 (made 2) vs. Wake Forest, 1992 Quarterfinal
8 six times (latest: 2011 Championship vs. Duke)

HIGHEST 3-POINT FIELD GOAL PERCENTAGE (min. 10 attempts)

.636 (7x11) vs. Duke, 1991 Championship
.600 vs. NC State, 2007 Championship
.583 vs. Wake Forest, 1988 Quarterfinal
.583 vs. Clemson, 1983 Quarterfinal
.563 vs. Maryland, 1999 Semifinal

HIGHEST 3-POINT FIELD GOAL PERCENTAGE (min. 5 attempts)

.750 (6x8) vs. Georgia Tech, 1989 Quarterfinal
.636 vs. Duke, 1991 Championship
.600 vs. NC State, 2007 Championship
.583 vs. Wake Forest, 1988 Quarterfinal
.583 vs. Clemson, 1983 Quarterfinal

LOWEST 3-POINT FIELD GOAL PERCENTAGE

.083 (1x12) vs. Wake Forest, 2000 Quarterfinal
.115 vs. Virginia Tech, 2022 Semifinal
.125 vs. Syracuse, 2020 2nd Round
.125 vs. Georgia Tech, 2010 1st Round
.125 vs. NC State, 1998 Quarterfinal

MOST FREE THROWS MADE

37 (att. 47) vs. Clemson, 2005 Quarterfinal
35 vs. Virginia, 1956 Quarterfinal
32 vs. Clemson, 1975 Semifinal (OT)
32 vs. Duke, 1967 Championship
30 vs. Florida State, 1992 Semifinal
30 vs. Clemson, 1969 Quarterfinal

FEWEST FREE THROWS MADE

2 (att. 4) vs. NC State, 1987 Championship
4 vs. Wake Forest, 1973 Quarterfinal (OT)
5 vs. Notre Dame, 2015 Championship
5 vs. Duke, 1992 Championship
5 vs. Virginia, 1982 Championship

MOST FREE THROWS ATTEMPTED

47 (made 37) vs. Clemson, 2005 Quarterfinal
 44 vs. Florida State, 1992 Semifinal
 44 vs. Duke, 1967 Championship
 44 vs. Virginia, 1956 Quarterfinal
 43 vs. Florida State, 1994 Quarterfinal

FEWEST FREE THROWS ATTEMPTED

4 (made 2) vs. NC State, 1987 Championship
 6 vs. Virginia, 1982 Championship
 7 vs. Notre Dame, 2015 Championship
 7 vs. Duke, 1992 Championship
 7 vs. Wake Forest, 1973 Quarterfinal (OT)

HIGHEST FREE THROW PERCENTAGE

100.0 (12x12) vs. Georgia Tech, 1985 Championship
 .958 (23x24) vs. NC State, 2007 Championship
 .957 vs. Maryland, 1979 Semifinal
 .917 vs. Florida State, 2013 Quarterfinal
 .906 vs. Miami, 2013 Championship

LOWEST FREE THROW PERCENTAGE

.478 (11x23) vs. Georgia Tech, 1982 Quarterfinal
 .500 vs. NC State, 1987 Championship
 .520 vs. Florida State, 2007 Quarterfinal
 .520 vs. South Carolina, 1963 Quarterfinal
 .524 vs. Georgia Tech, 1989 Quarterfinal

MOST REBOUNDS

66 vs. Clemson, 1969 Quarterfinal
 66 vs. Virginia, 1960 Quarterfinal
 61 vs. South Carolina, 1957 Championship
 59 vs. Clemson, 1957 Quarterfinal
 57 vs. Maryland, 1993 Quarterfinal
 57 vs. South Carolina, 1968 Semifinal (OT)

FEWEST REBOUNDS

11 vs. Duke, 1966 Semifinal
 18 vs. Virginia, 1982 Championship
 20 vs. NC State, 1987 Championship
 22 vs. Virginia, 1976 Championship
 24 four times (latest: 2007 Championship vs. NC State)

MOST OFFENSIVE REBOUNDS (since 1985)

25 vs. Notre Dame, 2021 2nd Round
 22 vs. Duke, 2017 Semifinal
 21 vs. Florida State, 2021 Semifinal
 21 vs. Georgia Tech, 2010 First Round
 20 vs. Florida State, 1994 Quarterfinal
 20 vs. Georgia Tech, 1993 Championship
 20 vs. Maryland, 1993 Quarterfinal

FEWEST OFFENSIVE REBOUNDS (since 1985)

4 vs. Duke, 2002 Quarterfinal
 5 vs. Virginia, 2016 Championship
 6 vs. NC State, 2012 Semifinal
 6 vs. NC State, 2007 Championship
 6 vs. NC State, 1997 Championship

MOST ASSISTS

26 vs. Clemson, 2001 Quarterfinal
 26 vs. Clemson, 1976 Semifinal
 24 vs. Duke, 2018 Semifinal
 24 vs. Maryland, 1993 Quarterfinal
 24 vs. Duke, 1992 Final

FEWEST ASSISTS

2 vs. Duke, 1960 Semifinal
 3 vs. Duke, 1966 Semifinal
 4 vs. Duke, 1969 Championship
 4 vs. NC State, 1967 Quarterfinal
 4 vs. NC State, 1959 Championship

MOST TURNOVERS

29 vs. Clemson, 1969 Quarterfinal
 26 vs. Duke, 1989 Championship
 25 vs. Clemson, 1971 Quarterfinal
 24 vs. Virginia, 1970 Quarterfinal
 23 vs. Maryland, 2003 Quarterfinal
 23 vs. Wake Forest, 1974 Quarterfinal
 23 vs. Duke, 1967 Championship

FEWEST TURNOVERS

3 vs. Virginia, 1982 Final
 6 vs. NC State, 1983 Semifinal (OT)
 6 vs. Duke, 1966 Semifinal
 7 vs. Virginia, 2023 Quarterfinal
 7 vs. Virginia, 2022 Quarterfinal
 7 vs. Maryland, 2013 Semifinal
 7 vs. Florida State, 2013 Quarterfinal
 7 vs. Florida State, 2012 Championship
 7 vs. Florida State, 2009 Semifinal
 7 vs. Georgia Tech, 1999 Quarterfinal
 7 vs. Virginia, 1997 Quarterfinal
 7 vs. Duke, 1979 Championship

MOST BLOCKED SHOTS

12 vs. Notre Dame, 2021 2nd Round
 10 vs. Florida State, 1994 Quarterfinal
 8 vs. Miami, 2018 Quarterfinal
 8 vs. Wake Forest, 1988 Quarterfinal
 8 vs. Maryland, 1979 Semifinal

FEWEST BLOCKED SHOTS

0 six times (latest: 2019 Semifinal vs. Duke)

MOST STEALS

12 vs. Virginia, 1993 Semifinal
 12 vs. Wake Forest, 1978 Semifinal
 11 vs. Duke, 2018 Semifinal
 11 vs. Florida State, 2009 Semifinal
 11 vs. Georgia Tech, 1989 Quarterfinal

FEWEST STEALS

0 vs. Syracuse, 2020 Second Round
 0 vs. NC State, 1997 Final
 0 vs. Maryland, 1995 Semifinal (OT)

OVERTIME GAMES

Won 9	2011 Semifinal – UNC 92, Clemson 87 1998 Semifinal – UNC 83, Maryland 73 1995 Semifinal – UNC 97, Maryland 92 1994 Semifinal – UNC 86, Wake Forest 84 1987 Semifinal – UNC 84, Virginia 82 (2 OT) 1985 Quarterfinal – UNC 72, Wake Forest 61 1975 Semifinal – UNC 76, Clemson 71 1975 Quarterfinal – UNC 101, Wake Forest 100 1968 Semifinal – UNC 82, South Carolina 79
Lost 4	1995 Final – Wake Forest 82, UNC 80 1990 Quarterfinal – Virginia 92, UNC 85 1983 Semifinal – NC State 91, UNC 84 1973 Quarterfinal – Wake Forest 54, UNC 52



ACC TOURNAMENT Individual Bests



MOST POINTS — GAME

- 45 Lennie Rosenbluth vs. Clemson, 1957 Quarterfinal
- 41 Charlie Scott vs. Virginia, 1970 Quarterfinal
- 40 Harrison Barnes vs. Clemson, 2011 Semifinal
- 40 Charlie Scott vs. Duke, 1969 Championship
- 38 Lennie Rosenbluth vs. South Carolina, 1957 Championship

MOST POINTS — TWO GAMES PLAYED IN A YEAR

- 61 Lennie Rosenbluth, 1956 vs. Virginia (35) and Wake Forest (26)
- 59 Billy Cunningham, 1964
- 53 York Larese, 1960

MOST POINTS — THREE GAMES PLAYED IN A YEAR

- 106 Lennie Rosenbluth, 1957 vs. Clemson (45), Wake Forest (23), South Carolina (38)
- 78 Phil Ford, 1975
- 77 Larry Miller, 1967
- 76 Larry Miller, 1968
- 74 Harrison Barnes, 2011
- 74 Charlie Scott, 1969
- 74 Pete Brennan, 1958

MOST POINTS — FOUR GAMES PLAYED IN A YEAR

- 72 Brice Johnson, 2015 vs. Boston College (17), Louisville (22), Virginia, (13) and Notre Dame (20)
- 68 Marcus Paige, 2015
- 53 Theo Pinson, 2018
- 52 Luke Maye, 2018
- 51 Justin Jackson, 2015

MOST POINTS — CAREER

- 196 Lennie Rosenbluth, 1955-57 (six games)
- 189 Phil Ford, 1975-78 (eight games)
- 186 Tyler Hansbrough, 2006-09 (10 games)
- 181 Larry Miller, 1966-68 (8 games)
- 166 Marcus Paige, 2013-16 (11 games)

HIGHEST SCORING AVERAGE — CAREER

- 32.7 Lennie Rosenbluth, 1955-57 (196 points in six games)
- 23.6 Phil Ford, 1975-78 (189 points in eight games)
- 23.4 Charlie Scott, 1968-70 (164 points in seven games)
- 22.6 Larry Miller, 1966-68 (181 points in eight games)
- 22.6 Billy Cunningham, 1963-65 (113 points in five games)

MOST FIELD GOALS MADE — GAME

- 19 Lennie Rosenbluth vs. Clemson, 1957 Quarterfinal
- 17 Charlie Scott vs. Duke, 1969 Championship
- 15 Billy Cunningham vs. South Carolina, 1964 Quarterfinal
- 15 Lennie Rosenbluth vs. South Carolina, 1957 Championship
- 14 Al Wood vs. Duke, 1980 Semifinal

MOST FIELD GOALS MADE — TOURNAMENT


- 42 Lennie Rosenbluth, 1957 vs. Clemson (19), Wake Forest (8), South Carolina (15)
- 30 Brice Johnson, 2015
- 30 Larry Miller, 1968
- 29 Larry Miller, 1967
- 28 Charlie Scott, 1969

MOST FIELD GOALS MADE — CAREER

- 73 Lennie Rosenbluth, 1955-57
- 69 Phil Ford, 1975-78
- 68 Larry Miller, 1966-68
- 59 Tyler Hansbrough, 2006-09
- 59 Walter Davis, 1974-77
- 59 Charlie Scott, 1968-70

MOST FIELD GOALS ATTEMPTED — GAME

- 31 Lennie Rosenbluth vs. Clemson, 1957 Quarterfinal
- 30 Charlie Scott vs. Virginia, 1970 Quarterfinal
- 28 Larry Miller vs. South Carolina, 1968 Semifinal (OT)
- 28 Lennie Rosenbluth vs. Wake Forest, 1956 Semifinal
- 27 Al Wood vs. Duke, 1980 Semifinal
- 27 Lee Shaffer vs. Virginia, 1960 Quarterfinal



LARRY MILLER is the only Tar Heel to win MVP honors twice in the ACC Tournament, earning the awards in 1967 and 1968. Miller made 13 of 14 field goals vs. Duke in the '67 final, the best shooting performance by a Tar Heel in ACC Tournament history.

MOST FIELD GOALS ATTEMPTED — TOURNAMENT

- 71 Lennie Rosenbluth, 1957
- 61 Larry Miller, 1968
- 57 Joseph Forte, 2001
- 57 Bobby Lewis, 1967
- 55 Luke Maye, 2018

MOST FIELD GOALS ATTEMPTED — CAREER

- 140 Lennie Rosenbluth, 1955-57
- 133 Charlie Scott, 1968-70
- 131 Phil Ford, 1975-78
- 126 Larry Miller, 1966-68
- 122 Tyler Hansbrough, 2006-09

HIGHEST FIELD GOAL PERCENTAGE — GAME (min. 10 made)

- .929 Larry Miller, 13x14 vs. Duke, 1967 Championship
- .833 Brice Johnson, 10x12 vs. Notre Dame, 2015 Championship
- .833 Brandan Wright, 10x12 vs. Boston College, 2007 Semifinal
- .769 Wayne Ellington, 10x13 vs. Clemson, 2008 Championship
- .769 Dave Popson, 10x13 vs. Maryland, 1987 Quarterfinal

HIGHEST FIELD GOAL PERCENTAGE — TOURNAMENT (min. 25 attempts)

- .720 Brice Johnson, 18x25 in 2016
- .692 Dave Popson, 18x26 in 1987
- .688 Brandan Wright, 22x32 in 2007
- .680 Matt Doherty, 17x25 in 1984
- .667 Walter Davis, 22x33 in 1975

HIGHEST FIELD GOAL PERCENTAGE — CAREER (min. 50 attempts)

- .628 Isaiah Hicks, 32x51, 2014-17
- .626 Brice Johnson, 57x91, 2013-16
- .613 Antawn Jamison, 57x93, 1996-98
- .613 Armando Bacot, 46x75, 2019-**
- .610 Brad Daugherty, 36x59, 1983-86
- .600 Rasheed Wallace, 36x60, 1994-95

MOST 3-POINT FIELD GOALS MADE — GAME

- 6 P.J. Hairston vs. Miami, 2013 Championship
- 6 Harrison Barnes vs. Clemson, 2011 Semifinal (OT)
- 6 Jason Capel vs. Clemson, 2001 Quarterfinal
- 5 seven times (most recent: Brandon Robinson vs. Virginia Tech, 2020 1st Round)



WES MILLER, 2007 co-captain and currently the head coach at Cincinnati, shares the school record for career three-point percentage in ACC Tournament play. Miller made 7 of 10 from beyond the arc, including 2 for 2 against NC State in Carolina's win in the 2007 championship game.

MOST 3-POINT FIELD GOALS MADE — TOURNAMENT

- 13 P.J. Hairston, 2013 vs. Florida State (5), Maryland (2), Miami (6)
- 12 Marcus Paige, 2015 vs. Boston College
- 11 Harrison Barnes, 2011
- 10 Joel Berry II, 2018
- 9 Shammond Williams, 1997
- 9 Donald Williams, 1995

MOST 3-POINT FIELD GOALS MADE — CAREER

- 27 Marcus Paige, 2013-16
- 22 Joel Berry II, 2015-18
- 22 Wayne Ellington, 2007-09
- 21 Donald Williams, 1992-95
- 20 Jeff Lebo, 1986-89

MOST 3-POINT FIELD GOALS ATTEMPTED — GAME

- 13 P.J. Hairston vs. Miami, 2013 Championship
- 12 Marcus Paige vs. Pitt, 2014 Quarterfinal
- 12 Donald Williams vs. Georgia Tech, 1993 Championship
- 11 Justin Jackson vs. Duke, 2017 Semifinal
- 11 Marcus Paige vs. Notre Dame, 2015 Championship
- 11 Shammond Williams vs. Maryland, 1998 Semifinal (OT)

MOST 3-POINT FIELD GOALS ATTEMPTED — CAREER

- 73 Marcus Paige, 2013-16
- 61 Donald Williams, 1992-95
- 53 Joel Berry II, 2015-18
- 52 Caleb Love, 2020-23
- 44 Wayne Ellington, 2007-09
- 44 Shammond Williams, 1995-98

HIGHEST 3-POINT FIELD GOAL PERCENTAGE — GAME (min. three made)

- 1.000 Jason Capel, 6x6 vs. Clemson, 2001 Quarterfinal
- 1.000 Joel Berry II, 3x3 vs. Virginia, 2016 Championship
- 1.000 Wes Miller, 3x3 vs. Virginia, 2006 Quarterfinal
- 1.000 Jason Capel, 3x3 vs. Maryland, 1999 Semifinal
- 1.000 Jeff Lebo, 3x3 vs. Georgia Tech, 1989 Quarterfinal

HIGHEST 3-POINT FIELD GOAL PERCENTAGE — GAME (min. five made)

- 1.000 Jason Capel, 6x6 vs. Clemson, 2001 Quarterfinal
- .833 Brandon Robinson, 5x6 vs. Virginia Tech, 2020 1st Round
- .833 P.J. Hairston, 5x6 vs. Florida State, 2013 Quarterfinal
- .833 Matt Doherty, 5x6 vs. Clemson, 1983 Quarterfinal
- .750 Harrison Barnes, 6x8 vs. Clemson, 2011 Semifinal

HIGHEST 3-POINT FIELD GOAL PERCENTAGE — TOURNAMENT (min. 10 attempts)

- .700 Joel Berry II, 7x10 in 2006 vs. Pitt, Notre Dame and Virginia
- .700 Wes Miller, 7x10 in 2006 vs. Virginia and Boston College
- .636 Hubert Davis, 7x11 in 1991 vs. Clemson, Virginia and Duke
- .615 Jason Capel, 8x13 in 2001 vs. Clemson, Georgia Tech and Duke
- .600 Matt Doherty, 6x10 in 1983 vs. Clemson and NC State

HIGHEST 3-POINT FIELD GOAL PERCENTAGE — CAREER (min. 40 attempts)

- .500 Wayne Ellington, 22x44 in 2007-09
- .500 Jeff Lebo, 20x40 in 1986-89
- .415 Joel Berry II, 22x53 in 2015-18
- .386 Shammond Williams, 17x44 in 1995-98
- .370 Marcus Paige, 27x73 in 2013-16

MOST FREE THROWS MADE — GAME

- 17 Charlie Scott vs. Virginia, 1970 Quarterfinal
- 15 Phil Ford vs. Clemson, 1975 Semifinal (OT)
- 13 Lennie Rosenbluth vs. Virginia, 1956 Quarterfinal
- 12 Tyler Hansbrough vs. Florida State, 2009 Semifinal
- 11 nine times (most recent: Tyler Hansbrough vs. NC State, 2007 Championship)

MOST FREE THROWS MADE — TOURNAMENT

- 30 Pete Brennan, 1958 vs. Clemson (8), NC State (11), Maryland (11)
- 26 Phil Ford, 1975
- 23 Jerry Stackhouse, 1994
- 22 Tyler Hansbrough, 2009
- 22 Lennie Rosenbluth, 1957

MOST FREE THROWS MADE — CAREER

- 68 Tyler Hansbrough, 2006-09
- 51 Phil Ford, 1975-78
- 50 Lennie Rosenbluth, 1955-57
- 48 Pete Brennan, 1956-58
- 46 Charlie Scott, 1968-70

MOST FREE THROWS ATTEMPTED — GAME

- 21 Charlie Scott vs. Virginia, 1970 Quarterfinal
- 18 Phil Ford vs. Clemson, 1975 Semifinal (OT)
- 16 Raymond Felton vs. Georgia Tech, 2004 Semifinal
- 16 Lennie Rosenbluth vs. Virginia, 1956 Quarterfinal
- 15 Skippy Winstead vs. NC State, 1954 Quarterfinal

MOST FREE THROWS ATTEMPTED — TOURNAMENT

- 37 Pete Brennan, 1958 vs. Clemson (9), NC State (14), Maryland (14)
- 33 Lennie Rosenbluth, 1957
- 30 Phil Ford, 1975
- 29 Jerry Stackhouse, 1994
- 25 Lennie Rosenbluth, 1956

MOST FREE THROWS ATTEMPTED — CAREER

- 84 Tyler Hansbrough, 2006-09
- 70 Lennie Rosenbluth, 1955-57
- 61 Pete Brennan, 1956-58
- 58 Phil Ford, 1975-78
- 57 Larry Miller, 1966-68

HIGHEST FREE THROW PERCENTAGE — GAME

- 1.000 Tyler Hansbrough, 11x11 vs. NC State, 2007 Championship
- 1.000 Bobby Lewis, 11x11 vs. Maryland 1966 Quarterfinal
- 1.000 Tyler Hansbrough, 10x10 vs. Virginia Tech, 2009 Semifinal
- 1.000 Rashad McCants, 10x10 vs. Georgia Tech, 2004 Quarterfinal
- 1.000 Phil Ford, 10x10 vs. Wake Forest, 1978 Semifinal
- 1.000 Isaiah Hicks, 9x9 vs. Miami, 2017 Quarterfinal
- 1.000 Tyler Hansbrough, 8x8 vs. Virginia Tech, 2008 Semifinal
- 1.000 Marvin Williams, 8x8 vs. Clemson, 2005 Quarterfinal
- 1.000 Max Owens, 8x8 vs. Duke, 1999 Championship
- 1.000 Jerry Stackhouse, 8x8 vs. Wake Forest, 1994 Semifinal (OT)
- 1.000 Eric Montross, 8x8 vs. Virginia, 1993 Semifinal
- 1.000 Scott Williams, 8x8 vs. Duke, 1988 Championship
- 1.000 Sam Perkins, 8x8 vs. NC State, 1982 Semifinal
- 1.000 York Larese, 8x8 vs. Virginia, 1960 Quarterfinal
- 1.000 Tommy Kearns, 8x8 vs. Maryland, 1958 Championship

HIGHEST FREE THROW PERCENTAGE — TOURNAMENT (min. 15 attempts)

- 1.000 Isaiah Hicks, 16x16 in 2017 vs. Miami (9x9) and Duke (7x7)
- .950 Max Owens, 19x20 in 1999
- .947 Shammond Williams, 18x19 in 1998
- .944 Marvin Williams, 17x18 in 2005
- .938 York Larese, 15x16 in 1960
- .917 Tyler Hansbrough, 22x24 in 2009

HIGHEST FREE THROW PERCENTAGE — CAREER (min. 50 attempts)

.879	Phil Ford, 51x58 in 1975-78
.836	Charlie Scott, 46x55 in 1968-70
.810	Tyler Hansbrough, 68x84 in 2006-09
.790	Larry Miller, 45x57 in 1966-68
.787	Pete Brennan, 48x61 in 1956-58

MOST REBOUNDS — GAME

21	Lee Shaffer vs. Clemson, 1959 Quarterfinal
19	Pete Brennan vs. South Carolina, 1957 Championship
18	John Henson vs. Duke, 2011 Championship
18	Antawn Jamison vs. Duke, 1998 Championship
18	Brad Daugherty vs. Wake Forest, 1985 Quarterfinal (OT)

MOST REBOUNDS — TOURNAMENT

43	Joe Quigg, 1957 vs. Clemson (14), Wake Forest (14), South Carolina (15)
42	John Henson, 2011
41	Mitch Kupchak, 1975
39	Luke Maye, 2018
38	Rusty Clark, 1968

MOST REBOUNDS — CAREER

97	Eric Montross, 1991-94
97	Rusty Clark, 1967-69
86	George Lynch, 1990-93
86	Mitch Kupchak, 1973-76
84	Armando Bacot, 2019-
84	Tyler Hansbrough, 2006-09

MOST OFFENSIVE REBOUNDS — GAME

9	Rasheed Wallace vs. Florida State, 1994 Quarterfinal
8	Armando Bacot vs. Notre Dame, 2021 2nd Round
8	Tyler Hansbrough vs. Boston College, 2006 Semifinal
8	Eric Montross vs. Georgia Tech, 1993 Championship
8	George Lynch vs. Florida State, 1992 Semifinal

MOST OFFENSIVE REBOUNDS — TOURNAMENT

18	Armando Bacot, 2021 vs. Notre Dame (8), Virginia Tech (6) and Florida State (4)
17	John Henson, 2011 vs. Miami (6), Clemson (4) and Duke (7)
16	Eric Montross, 1994
15	Luke Maye, 2018
15	Rasheed Wallace, 1994
15	George Lynch, 1992

MOST OFFENSIVE REBOUNDS — CAREER

40	Eric Montross, 1991-94
37	Armando Bacot, 2020-
36	George Lynch, 1990-93
31	Tyler Hansbrough, 2006-09
24	Luke Maye, 2016-19
24	Scott Williams, 1987-90
24	J.R. Reid, 1987-89

MOST BLOCKED SHOTS — GAME

8	Walker Kessler vs. Notre Dame, 2021 2nd Round
6	Eric Montross vs. Florida State, 1994 Quarterfinal
5	Brice Johnson vs. Pittsburgh, 2016 Quarterfinal
5	John Henson vs. Miami, 2011 Quarterfinal
5	Rasheed Wallace vs. Maryland, 1995 Semifinal (OT)
5	Pete Budko vs. Maryland, 1979 Semifinal

MOST BLOCKED SHOTS — TOURNAMENT

12	Eric Montross, 1994 vs. Florida State (6), Wake Forest (3, OT), and Virginia (3)
9	John Henson, 2011
9	Brendan Haywood, 2001
8	Armando Bacot, 2021
8	Walker Kessler, 2021
8	Scott Williams, 1988

MOST BLOCKED SHOTS — CAREER

19	Eric Montross, 1991-94
17	Scott Williams, 1987-90
16	Brendan Haywood, 1998-2001
12	John Henson, 2010-12
12	Sam Perkins, 1981-84

MOST ASSISTS — GAME

13	Larry Brown vs. South Carolina, 1963 Quarterfinal
12	Kendall Marshall vs. Maryland, 2012 Quarterfinal
11	Ed Cota vs. Duke, 1999 Championship
11	King Rice vs. Virginia, 1990 Quarterfinal (OT)
10	eight times (most recently by Marcus Paige vs. Florida State, 2013 Quarterfinal)

MOST ASSISTS — TOURNAMENT

31	Kendall Marshall, 2012 vs. Maryland (12), NC State (10) and Florida State (9)
29	Ed Cota, 1999
24	Marcus Paige, 2015
23	Kendall Marshall, 2011
23	Derrick Phelps, 1992

MOST ASSISTS — CAREER

68	Ed Cota, 1997-2000
54	Marcus Paige, 2013-16
54	Kendall Marshall, 2011-12
54	Derrick Phelps, 1991-94
47	Theo Pinson, 2015-18

MOST STEALS — GAME

7	Dudley Bradley vs. Duke, 1979 Championship
5	Tyler Hansbrough vs. Florida State, 2009 Semifinal
4	10 times (latest by Joel Berry II vs. Pittsburgh, 2016 Quarterfinal)

MOST STEALS — TOURNAMENT

10	Dudley Bradley, 1979 vs. Maryland (3) and Duke (7)
9	Theo Pinson, 2018
9	Derrick Phelps, 1994
8	Marcus Paige, 2015
8	Tyler Hansbrough, 2009
8	Rick Fox, 1989

MOST STEALS — CAREER

24	Derrick Phelps, 1991-94
22	Tyler Hansbrough, 2006-09
17	Jeff Lebo, 1986-89
16	Marcus Paige, 2013-16
16	Rick Fox, 1988-91
16	Dudley Bradley, 1976-79

MOST TURNOVERS — GAME

9	Larry Brown vs. South Carolina, 1963 Quarterfinal
8	Raymond Felton vs. Maryland, 2003 Quarterfinal
8	Walter Davis vs. Wake Forest, 1975 Quarterfinal (OT)
8	Billy Cunningham vs. South Carolina, 1964 Quarterfinal
8	Larry Brown vs. South Carolina, 1962 Quarterfinal

MOST TURNOVERS — TOURNAMENT

17	Phil Ford, 1975 vs. Wake Forest (4, OT), Clemson (7, OT) and NC State (6)
16	Larry Brown, 1963
14	Kendall Marshall, 2011
13	Walter Davis, 1975
13	George Karl 1971

MOST TURNOVERS — CAREER

38	Phil Ford, 1975-78
32	Walter Davis, 1974-77
31	J.R. Reid, 1987-89
28	Ed Cota, 1997-2000
27	Derrick Phelps, 1991-94
27	Rick Fox, 1988-91

MOST MINUTES PLAYED — GAME

48	Joe Wolf vs. Virginia, 1987 Semifinal (2 OT)
46	Kenny Smith vs. Virginia, 1987 Semifinal (2 OT)
45	Jeff Lebo vs. Virginia, 1987 Semifinal (2 OT)
45	Larry Miller vs. South Carolina, 1968 Semifinal (OT)
45	Charlie Scott vs. South Carolina, 1968 Semifinal (OT)

MOST WINS PLAYED — CAREER

10	Joel Berry, 2015 (3), 2016 (3), 2017 (1) and 2018 (3)
10	Eric Montross, 1991 (3), 1992 (2), 1993 (2) and 1994 (3)
10	Derrick Phelps, 1991 (3), 1992 (2), 1993 (2) and 1994 (3)



ACC TOURNAMENT Individual Tournament Records by Tar Heels



CHAMPIONSHIP GAME RECORDS

Most Points: 40 by Charlie Scott vs. Duke, 1969

Most Three-Pointers Without a Miss: 3 by Joel Berry II vs. Virginia, 2016

Most Free Throws Made Without a Miss: 11 by Tyler Hansbrough vs. NC State, 2007 (11x11)

Most Offensive Rebounds: 8 by Eric Montross vs. Georgia Tech, 1993

Most Steals (tied): 7 by Dudley Bradley vs. Duke, 1979

OTHER SINGLE-GAME RECORDS

Most Points: 45 by Lennie Rosenbluth vs. Clemson, 1957 Quarterfinal

Most Combined Points/Rebounds: 57 by Lennie Rosenbluth vs. Clemson, 1957 Quarterfinal (45 points/12 rebounds)

Most Players in Double-Figure Scoring (tied): Six (J.R. Reid 14, Jeff Lebo 13, Kevin Madden 12, Rick Fox 11, Scott Williams 11, Steve Bucknall 10) vs. Duke, 1989 Championship

Most Field Goals Made: 19 by Lennie Rosenbluth vs. Clemson, 1957 Quarterfinal (19x31)

Highest Field Goal Percentage: .929 by Larry Miller vs. Duke, 1967 Championship (13x14)

Most Three-Pointers Without a Miss (tied): 6 by Jason Capel vs. Clemson, 2001 Quarterfinal

Most Free Throws Made (tied): 17 by Charlie Scott vs. Virginia, 1970 Quarterfinal (17x21)

SINGLE-TOURNAMENT RECORDS

Most Field Goals Made — Three-Game Tournament: 42 by Lennie Rosenbluth, 1957 (19 vs. Clemson, 8 vs. Wake Forest and 15 vs. South Carolina)

Most Three-Pointers Made — Four-Game Tournament: 12 by Marcus Paige, 2015 (2 vs. Boston College, 3 vs. Louisville, 2 vs. Virginia and 5 vs. Notre Dame)

Most Three-Pointers Attempted — Four-Game Tournament: 31 by Marcus Paige, 2015 (7 vs. Boston College, 6 vs. Louisville, 7 vs. Virginia and 11 vs. Notre Dame)

Most Assists — Three-Game Tournament: 31 by Kendall Marshall, 2012 (12 vs. Maryland, 10 vs. NC State and 9 vs. Florida State)

Most Assists — Four-Game Tournament: 24 by Marcus Paige, 2015 (9 vs. Boston College, 5 vs. Louisville, 5 vs. Virginia and 5 vs. Notre Dame)

FRESHMAN RECORDS

Most Free Throws Made and Attempted: 15 of 18 by Phil Ford vs. Clemson, 1975 Quarterfinal (15x18) (OT)

Most Offensive Rebounds: 9 by Rasheed Wallace vs. Florida State, 1994 Quarterfinal

Most Blocked Shots (since 1976): 8 by Walker Kessler, 2021 2nd Round

CAREER RECORDS

Most Assists: 68 by Ed Cota, 1997-2000 (in 10 games)

Most Double-Doubles in Points/Assists: 2 by Kendall Marshall, 2011-12

Freshman All-ACC Tournament Selections (11 of 33)

Phil Ford	1975*
Mike O'Koren	1977
Sam Perkins	1981*
Michael Jordan	1984
Jerry Stackhouse	1994*
Raymond Felton	2003
Tyler Hansbrough	2006
Wayne Ellington	2007
Ty Lawson	2007
Brandan Wright	2007*
Harrison Barnes	2011

Three-Time First-Team All-ACC Tournament (two of 15)

Phil Ford	1975*, 1976, 1977
Tyler Hansbrough	2006, 2008*, 2009

* won Most Valuable Player honors

ACC Player of the Year and ACC Tournament MVP in same season (five of 22)

Lennie Rosenbluth	1957
Larry Miller	1967 and 1968
Antawn Jamison	1998
Tyler Hansbrough	2008



MARCUS PAIGE set four-game UNC records in the 2015 ACC Tournament for three-pointers (12) and assists (24). He had 14 points and five assists in this semifinal round win over Virginia.



ACC TOURNAMENT Tournament Records Held by Carolina



CHAMPIONSHIP GAME RECORDS

Largest Margin of Victory: 37 vs. NC State, 1968 (UNC 87, NC State 50)

Largest Halftime Deficit Overcome in a Win: 9 vs. Duke, 1969 (trailed 34-43, won 85-74)

Highest Field Goal Percentage — Two Teams: .581 vs. Virginia, 1982 (UNC 21x41, Virginia 22x33 – combined 43x74)

Lowest Field Goal Percentage Allowed: .279 by South Carolina, 1971 (17x61)

Lowest Field Goal Percentage — Two Teams: .336 vs. Duke, 2001 (UNC 19x65, Duke 27x72, combined 46x137)

Most Three-Pointers Made — Two Teams: 25 vs. Miami, 2012 (UNC 13, Miami 12)

Lowest Three-Point FG Percentage Allowed: .130 by Duke, 1989 (3x23)

Lowest Three-Point FG Percentage — Two Teams: .188 vs. Duke, 1989 (UNC 3x9, Duke 3x23, combined 6x32)

Fewest Three-Pointers Allowed: 2 by NC State, 1987

Fewest Three-Pointers Made — Two Teams: 5 vs. NC State, 1987 (3 by UNC, 2 by NC State)

Highest Free Throw Percentage: 1.000 (12x12) vs. Georgia Tech, 1985

Highest Free Throw Percentage — Two Teams: .912 vs. Georgia Tech, 1985 (UNC 12x12, GT 19x22, combined 31x34)

Lowest Free Throw Percentage — Two Teams: .560, 2008 vs. Clemson (UNC 14x24, Clemson 14x26)

Most Free Throws Made — Two Teams: 68 in 1958 – Maryland 48, UNC 20

Most Turnovers: 26 vs. Duke, 1989

Fewest Turnovers (tied): 3 vs. Virginia, 1982

OTHER SINGLE-GAME RECORDS

Largest Margin of Victory — Semifinals: 31 vs. Notre Dame, 2016 (UNC 78, Notre Dame 47)

Most Points — Half: 65 in second half vs. Clemson, 1983 Quarterfinal

Most Points — Two Teams in a Half: 109 in second half vs. Clemson, 1983 Quarterfinal (UNC 65, Clemson 44)

Most Points by Two Teams — Regulation Game: 190 in 1974 Semifinal – Maryland 105, UNC 85

Fewest Points Allowed — First Half: 13 by Virginia, 2022 Quarterfinal

Highest Free Throw Percentage — Two Teams: .922 vs. Maryland, 1979 Semifinal (UNC 22x23, MD 25x28, combined 46x51)

Fewest Free Throws Allowed: 1 by Virginia, 1982 Championship (tied)

Fewest Free Throws Made — Two Teams: 6 vs. Virginia, 1982 Championship (UNC 5, UVA 1)

Fewest Free Throws Attempted — Two Teams: 7 vs. Virginia, 1982 Championship (UNC 6, UVA 1)

Fewest Rebounds — Game: 11 vs. Duke, 1966 Semifinal



RONALD CURRY had a career-high 10 assists as UNC set the ACC Tournament record with 26 assists vs. Clemson in a 2001 quarterfinal in Atlanta.

Fewest Rebounds — Two Teams: 28 vs. Duke, 1966 Semifinal (tied) (UNC 11, Duke 17)

Most Offensive Rebounds — Two Teams: 43 vs. Florida State, 1994 Quarterfinal (FSU 23, UNC 20)

Fewest Steals — Game (tied): 0 vs. Syracuse, 2020 2nd Round; 0 vs. NC State, 1997 Championship; 0 vs. Maryland, 1995 Semifinal (OT)

Fewest Personal Fouls — Game: 6 vs. Duke, 1966 Semifinal

MISCELLANEOUS RECORDS

Most Games: 157

Most Overtime Games: 13 (tied)

Most Overtime Wins: 9

Most Championship Game Appearances: 35 (tied)

Most First-Team All-Tournament Selections: 88

Most All-Tournament Selections (first and second team)
156 (88 first, 68 second)

Most First-Team All-Tournament Selections by Freshmen: 11 (Phil Ford, Mike O'Koren, Sam Perkins, Michael Jordan, Jerry Stackhouse, Raymond Felton, Tyler Hansbrough, Wayne Ellington, Ty Lawson, Brandan Wright, Harrison Barnes)

Most Seasons with No. 1 Seed: 26



ACC TOURNAMENT

Last Time it Happened...Carolina



SCORING

Scored 25 points: 25 by Theo Pinson vs. Miami, 2018 QF
Scored 30 points: 40 by Harrison Barnes vs. Clemson, 2011 SF (OT)
Scored 40 points: 40 by Harrison Barnes vs. Clemson, 2011 SF (OT)
Scored 10 points in overtime: 14 by Harrison Barnes vs. Clemson, 2011 SF
Two players scored 25 points: Sean May (27) and Rashad McCants (25) vs. Georgia Tech, 2005 SF
Non-starter scored 20 or more points: 25 by Shammond Williams vs. Maryland, 1998 SF (OT)
Non-starter was leading scorer: 19 by RJ Davis vs. Virginia Tech, 2021 QF
Six players in double figures: J.R. Reid (14), Jeff Lebo (13), Kevin Madden (12), Rick Fox (11), Scott Williams (11) and Steve Bucknall (10) vs. Duke, 1989 CH
Five players in double figures: Armando Bacot (20), Walker Kessler (16), Caleb Love (15), RJ Davis (14) and Day'Rn Sharpe (14) **vs. Notre Dame, 2021 2nd Rd**
One player in double figures: Kris Lang (14) vs. Duke, 2002 QF
Out-scored opponent in a half: Brady Manek (19-13) 1st half vs. Virginia, 2022 QF
UNC scored 50 points/both halves: 50 in the first, 51 in the second vs. Notre Dame, 2021 2nd Rd
UNC scored 100 points: 101 vs. Notre Dame, 2021 2nd Rd
UNC scored fewer than 25 points/half: 24 in 1st half vs. Virginia, 2023 QF
UNC scored fewer than 50 pts/game: 48 vs. Duke, 2002 QF (lost 48-60)
Opponent scored fewer than 50 pts/game: 43 by Virginia, 2022 QF

FIELD GOAL SHOOTING

UNC shot 50 percent/both halves: 50.0 (16x32) and 60.0 (18x30) vs. Boston College, 2023 2nd Rd
UNC shot 60 percent/half: 60.0 (18x30), 2nd half vs. Boston College, 2023 2nd Rd
UNC shot better than 60 percent/half: 61.5 (16x26), 2nd half vs. Pitt, 2016 QF
UNC shot 60 percent/game: 62.5 (40x64) vs. Maryland, 1979 SF
UNC shot under 30 percent/half: 26.7 (8x30) vs. Florida State, 2021 SF
UNC shot under 30 percent/game: 29.2 (19x65) vs. Duke, 2001 CH
UNC shot under 40 percent/game and won: 38.5 (25x65) vs. Virginia, 2022 QF
UNC shot 50 percent and lost: 53.0 (35x66) vs. Notre Dame, 2015 CH
Opponent shot under 20 percent/half: 18.5 (5x27) 1st by Virginia, 2022 QF

THREE-POINTERS

Made 5 three-pointers: 5 by Brandon Robinson (attempted 6) vs. Virginia Tech, 2020 1st Rd
Made 6 three-pointers: 6 by P.J. Hairston (attempted 13) vs. Miami, 2013 CH
Attempted 10 three-pointers: 10 by Caleb Love vs. Virginia, 2023 QF
UNC made 10 three-pointers: 10 vs. Boston College, 2023 2nd Rd
UNC made more than 10 three-pointers: 13 vs. Miami (attempted 29), 2013 CH
UNC made one three-pointer: 1 vs. Wake Forest, 2000 QF (attempted 8)
UNC shot 60 percent 3FG (min. 10 att.): 60.0 (6x10) vs. NC State, 2007 CH

FREE THROWS

Made 10 for 10 or better: Tyler Hansbrough (10x10) vs. Virginia Tech, 2009 QF
UNC shot 90 percent: (min. 10 att.): 90.9 (10x11) vs. Miami, 2013 CH
UNC shot under 50 percent: 47.8 (11x23) vs. Georgia Tech, 1982 QF
UNC made 30 free throws: 37 vs. Clemson, 2005 QF (attempted 47)
UNC made 5 or fewer: 5 vs. Notre Dame, 2015 CH (attempted 7)
UNC made fewer than five FTs: 2 vs. NC State, 1987 CH (attempted 4)
UNC attempted 40 free throws: 47 vs. Clemson, 2005 QF (made 37)
UNC attempted fewer than 10 FTs: 9 vs. Virginia, 2022 QF (made 7)
UNC attempted fewer than five FTs: 4 vs. NC State, 1987 CH (made 2)

REBOUNDS

Had 15 rebounds: 15 by Isaiah Hicks vs. Notre Dame, 2016 SF
Three players had double-figure rebounds: Armando Bacot (13), Walker Kessler (12), Day'Ron Sharpe (10) **vs. Notre Dame, 2021 2nd Rd**
UNC had 20 offensive rebounds: 21 vs. Florida State, 2021 SF
UNC had 25 offensive rebounds: 25 vs. Notre Dame, 2021 2nd Rd
UNC had 50 rebounds: 54 vs. Notre Dame, 2021 2nd Rd

UNC had 60 rebounds: 66 vs. Clemson, 1969 QF
UNC scored 25 second-chance points: 27 vs. Notre Dame, 2021 2nd Rd
UNC had rebound margin of 20 or more: 23 (54-31) vs. Notre Dame, 2021 2nd Rd

DOUBLE-DOUBLES

By a non-starter: Walker Kessler (16 pts/12 reb) vs. Notre Dame, 2021 2nd Rd
Three players had double-doubles: Armando Bacot (20 pts/13 reb), Walker Kessler (16 pts/12 reb), Day'Ron Sharpe (14 pts/10 reb) **vs. Notre Dame, 2021 2nd Rd**
Points & assists: Kendall Marshall (12 pts/10 assists) vs. NC State, 2012 SF
Points & assists/consecutive games: Kendall Marshall (13 pts/12 assists) vs. Maryland, 2012 QF and (12 pts/10 assists) vs. NC State, 2012 SF
Points & rebounds by a guard: Joseph Forte (14 pts/12 reb) vs. Duke, 2001 CH

ASSISTS

Had 10 or more assists: 10 by Marcus Paige vs. Florida State, 2013 QF
Had 10 or more assists/consecutive games: 12 by Kendall Marshall vs. Maryland, 2012 QF, and 10 vs. NC State, 2012 SF
Had 20 points and 10 assists: Raymond Felton (20 pts/10 assists) vs. Maryland, 2003 QF
UNC had 25 assists: 26 vs. Clemson, 2001 QF
UNC had fewer than five assists: 4 vs. Duke, 1969 CH

TURNOVERS

Had more than five: 6 by Cole Anthony vs. Syracuse, 2020 2nd Rd
UNC committed 20 or more and won: 20 vs. Miami, 2011 QF
UNC committed 25 or more: 26 vs. Duke, 1989 CH
UNC committed fewer than five: 3 vs. Virginia, 1982 CH

BLOCKED SHOTS

Blocked five or more shots: 8 by Walker Kessler vs. Notre Dame, 2021 2nd Rd
UNC blocked 0 shots: 0 vs. Duke, 2019 SF
UNC blocked 10 or more shots: 12 vs. Notre Dame, 2021 2nd Rd

STEALS

Had five or more steals: 5 by Tyler Hansbrough vs. Florida State, 2009 SF

MISCELLANEOUS

Played every minute: Jimmy Black and Matt Doherty vs. Virginia, 1982 CH
UNC rallied from 10 points down in the second half to win: trailed Clemson by 11 with 17:23 to play and won, 92-87, in overtime, 2011 SF (OT)
UNC committed 30 fouls: 32 vs. Pitt, 2014 QF

OVERTIME

Played an overtime game: 2011 SF vs. Clemson (won 92-87)
Lost an overtime game: 1995 CH vs. Wake Forest (lost 80-82)
Played two overtimes: 1987 SF vs. Virginia (won 84-82)

SCORING MARGIN

Won by 20 points: 24 (85-61) vs. Boston College, 2023 2nd Rd
Won by 40 points: 42 (101-59) vs. Notre Dame, 2021 2nd Rd
Lost by 20 or more points: 28 (53-81) vs. Syracuse, 2020 2nd Rd



REGULAR SEASON TOURNAMENTS, NIT RESULTS



CAROLINA'S REGULAR-SEASON TOURNAMENT CHAMPIONSHIPS

Big Four Tournament — Greensboro	1971, 1977
Blue Grass Festival — Louisville, Ky.	1959
Cable Car Classic — Santa Clara, Calif.	1981
Camelia Bowl — Lafayette, La.	1949
Carolina Classic — Greensboro	1969
CBE Hall of Fame Classic — Kansas City, Mo.	2015
Central Fidelity Holiday Classic — Richmond, Va.	1987
Dallas Morning News Classic — Dallas, Texas	1986
Tournament of Champions — Charlotte	1988, 1992, 1993, 1994, 1995, 1999, 2000
Dixie Classic — Raleigh	1956, 1958, 1960
Maui Invitational — Lahaina, Maui	1999, 2004, 2008, 2016
ECAC Holiday Festival — New York City	1983
Far West Classic — Portland, Ore.	1968, 1976
Great Alaska Shootout — Anchorage, Alaska	1980, 1985, 1997
Greece Invitational — Various Sites	1983
Hall of Fame Tipoff — Uncasville, Conn.	2013
Harris Teeter Pepsi Challenge — Charlotte	1996, 1997
Kodak Classic — Rochester, N.Y.	1978
Las Vegas Invitational— Las Vegas	2007
Madrid International Tournament — Madrid, Spain	1971
NABC Classic — Chapel Hill	2000
Orange Bowl Classic — Miami	1985
Preseason NIT — New York City	1998, 2002
Rainbow Classic — Honolulu	1972, 1977, 1982
Red Lobster Classic — Orlando, Fla.	1990
Stanford Invitational — Stanford, Calif.	1983
Sugar Bowl Tournament — New Orleans	1971
Tampa Invitational — Tampa, Fla.	1967
World Invitation Club Tournament — London, England	1987

TOURNAMENT MOST VALUABLE PLAYERS

Pete Brennan: Dixie Classic, 1957
Doug Moe: Dixie Classic, 1960
Bob Lewis: Tampa Invitational, 1966 (Co-Winner)
Larry Miller: Tampa Invitational, 1966 (Co-Winner); Far West Classic, 1967
Al Wood: Kodak Classic, 1978
Jimmy Black: Cable Car Classic, 1981
Michael Jordan: Greece Invitational, 1983
Sam Perkins: Stanford Invitational, 1983; ECAC Holiday Festival, 1983
Brad Daugherty: Great Alaska Shootout, 1985
Jeff Lebo: Central Fidelity Holiday Classic, 1987
Rick Fox: Diet Pepsi Tournament of Champions, 1988; Red Lobster Classic, 1990
George Lynch: Diet Pepsi Tournament of Champions, 1992
Eric Montross: Diet Pepsi Tournament of Champions, 1993
Jerry Stackhouse: Diet Pepsi Tournament of Champions, 1994
Jeff McInnis: Diet Pepsi Tournament of Champions, 1995
Antawn Jamison: Harris Teeter Pepsi Challenge, 1996; Carrs Great Alaska Shootout, 1997; Harris Teeter Pepsi Challenge, 1997
Ed Cota: Chase Preseason NIT, 1998
Jason Capel: Food Lion MVP Classic, 1998; Orange Bowl Classic, 1999
Joseph Forte: Maui Classic, 1999; NABC Classic, 2000; Hardee's Tournament of Champions, 2000
Kris Lang: Food Lion MVP Classic, 1999
Rashad McCants: Preseason NIT, 2002
Raymond Felton: Maui Invitational, 2004
Tyler Hansbrough: Las Vegas Invitational, 2007
Ty Lawson: Maui Invitational, 2008
Marcus Paige: Hall of Fame Tipoff, 2013
Justin Jackson: CBE Classic, 2015
Joel Berry II: Maui Jim Maui Invitational, 2016



NIT RESULTS

YEAR	DATE	ROUND	OPPONENT	W/L	SCORE	SITE	
1970	March 14	First	Manhattan	L	90-95	New York City	Madison Square Garden
1971	March 20	First	Massachusetts	W	90-49	New York City	Madison Square Garden
1971	March 22	Quarterfinal	Providence	W	86-79	New York City	Madison Square Garden
1971	March 25	Semifinal	Duke	W	73-67	New York City	Madison Square Garden
1971	March 27	Championship	Georgia Tech	W	84-66	New York City	Madison Square Garden
1973	March 17	First	Oral Roberts	W	82-65	New York City	Madison Square Garden
1973	March 20	Quarterfinal	Massachusetts	W	73-63	New York City	Madison Square Garden
1973	March 24	Semifinal	Notre Dame	L	71-78	New York City	Madison Square Garden
1973	March 25	Third Place	Alabama	W	88-69	New York City	Madison Square Garden
1974	March 16	First	Purdue	L	71-82	New York City	Madison Square Garden
2003	March 18	First	DePaul	W	83-72	Chapel Hill	Smith Center
2003	March 24	Second	Wyoming	W	90-74	Chapel Hill	Smith Center
2003	March 26	Quarterfinal	Georgetown	L	74-79	Chapel Hill	Smith Center
2010	March 16	First	William and Mary	W	80-72	Chapel Hill	Carmichael Arena
2010	March 20	Second	Mississippi State	W	76-74	Starkville, Miss.	Humphrey Coliseum
2010	March 23	Quarterfinal	Alabama-Birmingham	W	60-55	Birmingham, Ala.	Bartow Arena
2010	March 30	Semifinal	Rhode Island	W (ot)	68-67	New York City	Madison Square Garden
2010	April 1	Championship	Dayton	L	68-79	New York City	Madison Square Garden



FINAL POLL RANKINGS



YEAR (HEAD COACH)	MEDIA POLL STARTED IN 1949	COACHES POLL STARTED IN 1951
1955-56	15	11
1956-57	1	1
1957-58	13	12
1958-59	9	6
1959-60	Not Ranked	14
1960-61	5	6
1961-62 (Dean Smith)	Not Ranked	Not Ranked
1962-63	Not Ranked	Not Ranked
1963-64	Not Ranked	Not Ranked
1964-65	Not Ranked	Not Ranked
1965-66	Not Ranked	Not Ranked
1966-67	4	3
1967-68	4	4
1968-69	4	2
1969-70	Not Ranked	Not Ranked
1970-71	13	13
1971-72	2	2
1972-73	11	12
1973-74	12	8
1974-75	9	10
1975-76	8	6
1976-77	5	3
1977-78	16	10
1978-79	9	3
1979-80	15	15
1980-81	6	6
1981-82	1	1
1982-83	8	8
1983-84	1	1
1984-85	7	7
1985-86	8	8
1986-87	2	3
1987-88	7	8
1988-89	5	4
1989-90	Not Ranked	Not Ranked
1990-91	4	4
1991-92	18	12
1992-93	4	1
1993-94	1	9
1994-95	4	3
1995-96	25	24
1996-97	4	4
1997-98 (Bill Guthridge)	1	3
1998-99	13	18
1999-00	Not Ranked	11
2000-01 (Matt Doherty)	6	10
2001-02	Not Ranked	Not Ranked
2002-03	Not Ranked	Not Ranked
2003-04 (Roy Williams)	18	22
2004-05	2	1
2005-06	10	14
2006-07	4	tied 5
2007-08	1	3
2008-09	2	1
2009-10	Not Ranked	Not Ranked
2010-11	7	8
2011-12	4	6
2012-13	Not Ranked	Not Ranked
2013-14	19	21
2014-15	15	12
2015-16	3	2
2016-17	6	1
2017-18	10	14
2018-19	3	9
2019-20	Not Ranked	Not Ranked
2020-21	Not Ranked	Not Ranked
2021-22	Not Ranked	2
2022-23	Not Ranked	Not Ranked



WAYNE ELLINGTON averaged 16.6 points in 2008 in leading UNC to a school-record 36 wins. Carolina won the ACC Tournament that year to secure the No. 1 ranking in the final Associated Press poll. The Tar Heels have finished No. 1 in the AP poll in 1957, 1982, 1984, 1994, 1998 and 2008.



All poll notes through the 2021-22 season

CAROLINA AND THE AP POLL

- The Associated Press poll has ranked Carolina 936 times, the second most all-time since the poll began in the 1948-49 season. Kentucky is the only other team that has been ranked at least 900 times.
• The Tar Heels have appeared in 74.3 percent of the 1,259 AP polls, the second-highest percentage all-time.
• Carolina has been ranked in the Top 5 in the AP poll 436 times, second most behind Kentucky (469).
• Carolina has been ranked in the Top 10 of the AP poll 689 times, third most behind Kentucky (726) and Duke (719).
• The Tar Heels have been ranked in the Top 10 in the AP poll at least once in 58 of the poll's 75 seasons.
• Carolina has finished in the Top 10 of the AP poll 38 times, including 27 of the last 43 years.
• UNC has compiled three streaks of 100 or more weeks being ranked in the AP poll, including 172 weeks from 11/1/90 to 1/18/2000; 171 weeks from 12/5/72 to 12/14/82; and 106 weeks from 2/24/14 to 12/16/2019.
• Carolina has two of the five-longest streaks of being ranked in the AP poll (the fourth and fifth longest at 172 and 171 weeks, respectively).

THE TAR HEELS AND THE NO. 1 RANKING IN THE AP POLL

- The Tar Heels have been ranked No. 1 in the AP poll 113 times. That is fourth most behind Duke (145), UCLA (134) and Kentucky (125).
• Carolina is 193-33 as the No. 1 team in the AP poll.
• Carolina has been ranked No. 1 in the final AP poll six times — in 1957, 1982, 1984, 1994, 1998 and 2008.
• Carolina has been ranked No.1 in the preseason AP poll 10 times, more than any other school. Duke is second with nine and is followed by UCLA (eight) and Kentucky (six).
• UNC was No. 1 in the pre-season AP poll in 1977-78, 1981-82, 1983-84, 1986-87, 1993-94, 2007-08, 2008-09, 2011-12, 2015-16 and 2022-23.
• UNC became the first-ever unanimous preseason No. 1 in the AP poll in 2008-09. The Tar Heels also were ranked No. 1 in the preseason in 2007-08. UNLV (1989-90 and 1990-91), Kentucky (2013-14 and 2014-15) and Duke (2016-17 and 2017-18) are the other teams ranked preseason No. 1 in back-to-back seasons.
• Four times the Tar Heels were No. 1 in the preseason and finished the season No. 1 – in 1981-82, 1983-84, 1993-94 and 2007-08. UNC began the year No. 1 and finished No. 2 two times, No. 4 once, No. 16 in 1977-78 and unranked in 2022-23.
• UNC was ranked No. 1 for three weeks in 2022-23, the 21st season the Tar Heels were No. 1 in at least one AP poll. The AP has ranked Carolina No. 1 in the following seasons: 1957 (for eight weeks), 1958 (2), 1959 (1), 1978 (1), 1982 (11), 1983 (2), 1984 (16), 1986 (13), 1987 (3), 1988 (1), 1993 (2), 1994 (5), 1995 (6), 1998 (8), 2001 (2), 2007 (1), 2008 (14), 2009 (9), 2012 (3), 2016 (3) and 2023 (3).
• Carolina has defeated the No. 1 team in the AP poll 14 times, most in NCAA history.

CAROLINA AND THE COACHES' POLL

- The coaches' poll was first compiled in 1950-51. The coaches have ranked UNC at least once in the poll in 69 of 73 seasons, including each of the last 68 seasons, beginning in 1955-56.
• Carolina has been ranked No.1 by the coaches in 22 different seasons a total of 102 times. Those seasons include: 1957 (eight weeks), 1958 (2), 1959 (1), 1982 (9), 1983 (2), 1984 (9), 1986 (12), 1987 (3), 1988 (1), 1993 (3), 1994 (2), 1995 (6), 1998 (8), 2001 (2), 2005 (1), 2007 (1), 2008 (14), 2009 (10), 2012 (3), 2016 (4), 2017 (1) and 2023 (3).
• The Tar Heels have been ranked in the Top 10 by the coaches in 59 of 73 seasons, including 35 consecutive seasons from 1966-67 to 2000-01.
• Carolina has finished No.1 in the coaches poll seven times – 1957, 1982, 1984, 1993, 2005, 2009 and 2017.



JAMES WORTHY led Carolina to the NCAA championship in 1981-82. That's one of four seasons UNC began and ended the season ranked No. 1 in the AP poll, and is the only one of those seasons when UNC also won the national championship. Worthy had 28 points in the title game vs. Georgetown.

UNC BEATING NO.1 IN THE AP POLL AN NCAA-RECORD 14 TIMES

Table with 4 columns: Date, No. 1 team, Site, Score. Rows include games against NC State, Duke, Syracuse, Duke, Oklahoma, Duke, Duke, Duke, Duke, Connecticut, Illinois, Duke, Michigan State, and Duke.

Carolina has four No. 1 wins in Chapel Hill (all four at the Smith Center), six No. 1 wins on the road (four times at Cameron Indoor Stadium) and two in the NCAA Tournament (1990 second round vs. Oklahoma and 2005 final vs. Illinois)

* ACC Tournament
^ NCAA Tournament

CAROLINA IN THE ASSOCIATED PRESS POLL (includes the March 13, 2023 poll)

Total Polls Ranked	936 (of 1,259)
Current Streak of Weeks in AP Poll	–
Weeks at No. 1	113
Weeks at No. 2	81
Weeks at No. 3	84
Weeks at No. 4	87
Weeks at No. 5	71
Weeks at No. 6	58
Weeks at No. 7	52
Weeks at No. 8	54
Weeks at No. 9	54
Weeks at No. 10	35
Top 5 Rankings	436
Top 10 Rankings	689
Longest Streak of Weeks Ranked	172 from 1989-90 to 1999-2000
Most Consecutive Weeks No. 1	15 in 1983-84
Seasons Ranked	66 of 75
Seasons Ranked in the Top 10	58 of 75
Seasons in Final Top 10	38 of 75 through 2022-23

2022-23 WEEKLY POLLS

Preseason	1
November 14-21	1
November 28	18
December 5-12-19	NR
December 26	25
January 2-9-16-23-30, February 6-13-20-27, March 6-13	NR

FINAL ASSOCIATED PRESS POLLS (charts researched at collegepollarchive.com)

MOST TIMES RANKED NO. 1 IN THE FINAL AP POLL

10 – Kentucky
8 – Duke
8 – UCLA
6 – North Carolina
4 – Kansas
4 – Ohio State

MOST TIMES RANKED IN THE TOP 5 IN THE FINAL AP POLL

30 – Kentucky
24 – North Carolina
24 – Kansas
18 – UCLA
17 – Duke

MOST TIMES RANKED IN THE TOP 10 IN THE FINAL AP POLL

46 – Kentucky
39 – Duke
38 – North Carolina
33 – Kansas
27 – UCLA

MOST TIMES RANKED IN THE FINAL AP POLL

54 – Kentucky
51 – North Carolina
51 – Duke
48 – Kansas
43 – UCLA

ALL ASSOCIATED PRESS POLLS (through 3/13/2023 poll)

MOST WEEKS RANKED IN THE AP POLL (OUT OF 1,259 TOTAL POLLS)

949 – Kentucky
936 – North Carolina (74.3 percent)
873 – Duke
839 – Kansas
737 – UCLA

MOST CONSECUTIVE WEEKS RANKED IN THE AP POLL

172 – 1989-90 to 1999-2000 (No. 4 in college basketball history)
171 – 1972-73 to 1982-83 (No. 5 all-time)
106 – 2013-14 to 2019-20 (No. 16 all-time)
87 – 1984-85 to 1989-90 (No. 25 all-time)
75 – 2005-06 to 2009-10 (No. 32 all-time)

MOST TIMES RANKED NO. 1 IN ALL AP POLLS

145 – Duke
134 – UCLA
125 – Kentucky
113 – North Carolina
73 – Kansas

THE LAST TIME ... in the AP POLLS

Played as the No. 1 team: lost to Alabama, 101-103, 11/27/22 in Portland, Ore. (4 OT)

Beat No. 1: at Duke, 88-72, 2/20/19

Lost to No. 1: vs. Virginia, 63-71, 3/10/18* in Brooklyn

Unranked UNC beat Top-5: beat No. 4 Baylor, 93-86 (ot) in Fort Worth, 3/19/22^

Unranked UNC beat consecutive Top-5 opponents: beat No. 4 Duke, 94-81, in Durham, 3/5/22; beat No. 4 Baylor, 93-86 (ot) in Fort Worth, Texas, 3/19/22^

Unranked UNC beat Top-10 opponent: beat No. 6 Virginia, 71-63, 2/25/23

Beat Top-10 opponent by 20 points: beat No. 10 Virginia Tech, 103-82, 1/21/19

Beat Top-25 opponent by 20 points: beat No. 24 Michigan, 72-51, 12/1/21

Lost to unranked opponent as Top-5 team: No. 1 UNC lost to Iowa State, 65-70, 11/25/22 in Portland, Ore.

* ACC Tournament, ^ NCAA Tournament

MOST CONSECUTIVE WEEKS RANKED NO. 1 IN THE AP POLL

15 – 1983-84 (No. 11 all-time)
13 – 1985-86 (No. 15 all-time)
11 – 2007-08 to 2008-09 (No. 18 all-time)
11 – 2007-08 (No. 18 all-time)
10 – 1956-67 to 1957-58 (No. 23 all-time)

MOST TIMES RANKED NO. 1 IN PRESEASON AP POLL

10 – North Carolina
9 – Duke
8 – UCLA
6 – Kentucky
3 – Arizona, Indiana, Kansas, Michigan

MOST TIMES RANKED IN THE TOP 5 IN ALL AP POLLS

469 – Kentucky
436 – North Carolina
433 – Duke
397 – Kansas
327 – UCLA

MOST TIMES RANKED IN THE TOP 10 IN ALL AP POLLS

726 – Kentucky
719 – Duke
689 – North Carolina
619 – Kansas
487 – UCLA

MOST CONSECUTIVE WEEKS RANKED IN THE TOP 10 IN THE AP POLL

62 – 2005-06 to 2009-10 (No. 11 all-time)
62 – 1984-85 to 1988-89 (No. 11 all-time)
57 – 1966-67 to 1969-70 (No. 13 all-time)
54 – 1992-93 to 1994-95 (No. 14 all-time)
25 – 1990-91 to 1991-92 (No. 87 all-time)

NUMBER 1 VERSUS NUMBER 2 (UNC is 7-0 in 1 vs. 2 games)

Date	Result
3/23/57	No. 1 UNC 54, No. 2 Kansas 53 (3 OT) – NCAA championship
12/26/81	No. 1 UNC 82, No. 2 Kentucky 69
1/9/82	No. 1 UNC 65, No. 2 Virginia 60
2/4/86	No. 1 UNC 78, No. 2 Georgia Tech 77 (OT)
2/3/94	No. 2 UNC 89, No. 1 Duke 78
2/5/98	No. 2 UNC 97, No. 1 Duke, 73
4/4/05	No. 2 UNC 75, No. 1 Illinois 70 – NCAA championship

MOST WINS OVER THE NO. 1 TEAM IN THE ASSOCIATED PRESS POLL

North Carolina	14
UCLA	12
Duke	10
Maryland	10
Ohio State	10
Kansas	9
Kentucky	9
Indiana	8
Georgia Tech	8
Notre Dame	8
Vanderbilt	8



ASSOCIATED PRESS POLLS



YEAR	PRESEASON	2	3	4	5	6	7	8	9	10	11	12	13	14	15	16	17	18	19	20	POLL DATES
1948-49	-Not Ranked-																				1/20-3/8
1949-50	-Not Ranked-																				1/5-3/7
1950-51	-Not Ranked-																				12/19-3/7
1951-52	-Not Ranked-																				12/11-3/4
1952-53		-	-	-	-	-	-	18	12	-	-	-	-	-	-	-	-	-	-	-	12/16-3/10
1953-54	-Not Ranked-																				12/8-3/23
1954-55	-Not Ranked-																				12/7-3/8
1955-56		-	16	6	4	5	9	9	8	9	12	10	9	8	15	13					12/6-3/6
1956-57+^		6	3	2	2	2	2	1	1	1	1	1	1	1	1						12/11-3/12
1957-58		1	1	4	4	3	6	8	7	7	11	16	9	13	13						12/10-3/11
1958-59		13	10	3	4	3	3	2	2	2	2	1	3	5	9						12/9-3/9
1959-60		-	-	19	16	12	12	17	13	19	-	16	-								12/22-3/8
1960-61		5	10	11	6	7	6	4	5	6	7	7	5	5							12/13-3/7
1961-62	-Not Ranked-																				12/19-3/13
1962-63		-	-	-	-	-	10	-	-	-	-	-	-	-	-	-	-	-	-	-	12/4-3/12
1963-64	-Not Ranked-																				12/10-3/10
1964-65	13	-	-	-	-	-	-	-	-	-	-	-	-	-	-	-	-	-	-	-	12/8-3/9
1965-66	-Not Ranked-																				12/7-3/8
1966-67+	9	8	6	3	3	3	5	4	2	2	2	4	5	3	4						12/6-3/7
1967-68+	4	5	7	4	5	3	3	3	3	3	3	3	3	3	5	4					12/5-3/12
1968-69+	2	2	2	2	2	4	2	2	2	2	2	2	3	2	4						12/3-3/4
1969-70	7	5	7	4	4	4	7	9	9	7	10	13	19	-	-						12/9-3/10
1970-71	-	-	20	17	-	20	15	20	16	11	8	13	12	13	13						12/8-3/16
1971-72+	2	3	4	4	4	3	3	3	3	4	3	3	5	3	2						12/7-3/14
1972-73	-	13	11	13	11	9	7	4	3	8	6	6	6	7	8	11					12/5-3/13
1973-74	5	5	5	4	4	4	5	5	4	4	4	6	4	6	8	10	12				12/4-3/27
1974-75	11	9	8	10	8	8	15	14	14	10	12	11	13	14	12	7	6	9	9		12/3-4/2
1975-76	5	4	4	4	3	3	6	7	5	4	4	3	3	4	4	5	8				12/2-3/16
1976-77+	3	9	12	11	10	9	6	5	4	4	13	14	13	9	6	4	5				11/30-3/15
1977-78	1	2	2	5	3	2	2	2	5	3	6	7	11	8	10	11	16				11/29-3/13
1978-79	16	14	14	13	6	5	3	3	2	2	4	6	4	4	7	3	9				11/28-3/13
1979-80	6	8	8	8	6	6	15	9	13	11	11	11	8	10	15						12/4-3/4
1980-81+	13	10	10	8	6	6	16	17	17	12	11	10	13	11	12	6					12/2-3/10
1981-82+^	1	1	1	1	1	1	1	1	1	2	2	2	2	1	1						12/1-3/9
1982-83	3	15	17	17	-	-	18	11	3	3	1	1	3	11	8	5	8				11/30-3/15
1983-84	1	2	1	1	1	1	1	1	1	1	1	1	1	1	1	1					11/29-3/13
1984-85	-	19	16	13	10	7	9	5	6	8	11	15	13	13	8	6	7				11/27-3/12
1985-86	2	1	1	1	1	1	1	1	1	1	1	1	1	1	3	4	8				11/26-3/11
1986-87	1	1	5	4	4	4	3	3	2	1	3	3	3	2	2						12/2-3/10
1987-88	3	1	5	4	4	4	4	2	2	3	8	6	5	9	6	9	7				12/1-3/15
1988-89	6	5	10	8	8	8	7	6	8	13	7	3	6	8	5	5	9	5			11/22-3/14
1989-90	7	12	17	-	-	24	-	-	-	-	25	-	-	-	-	-	-				11/27-3/13
1990-91+	5	4	10	9	8	7	7	5	5	7	9	9	8	6	4	7	4				11/27-3/12
1991-92	8	6	5	5	9	8	8	8	14	10	11	9	6	4	10	16	20	18			11/25-3/16
1992-93+^	7	8	7	5	5	5	5	6	5	3	3	6	6	3	3	1	1	4			11/23-3/15
1993-94	1	1	4	2	2	2	2	2	1	4	4	2	1	2	4	5	4	1			11/22-3/14
1994-95+	2	2	2	1	1	1	1	1	4	3	3	2	1	2	3	2	4	4			11/21-3/13
1995-96	20	20	17	13	10	11	11	16	10	10	11	8	12	17	17	19	20	25			11/20-3/11
1996-97+	8	7	14	14	11	12	11	11	13	22	19	19	20	16	12	8	5	4			11/19-3/10
1997-98+	4	4	4	3	2	1	1	1	1	1	2	2	2	1	1	3	4	1			11/16-3/8
1998-99	11	10	9	3	7	7	7	9	11	9	10	10	12	12	14	14	15	13			11/15-3/8
1999-00+	6	5	4	2	7	7	6	13	14	13	21	-	-	-	-	-	-				11/15-3/13
2000-01	6	7	7	6	14	15	15	14	13	9	6	5	4	1	1	2	4	6	6		11/13-3/12
2001-02	19	-	-	-	-	-	-	-	-	-	-	-	-	-	-	-	-	-			11/12-3/11
2002-03	-	-	-	12	22	23	22	-	-	-	-	-	-	-	-	-	-	-			11/25-3/17
2003-04	9	9	9	10	7	4	9	9	12	9	7	12	17	14	16	12	14	16	18		11/11-3/15
2004-05^	4	4	11	9	8	5	4	4	3	3	6	3	2	2	4	2	2	2			11/22-3/15
2005-06	-	-	-	-	23	19	17	23	25	20	24	-	-	23	23	21	13	10	10		11/14-3/13
2006-07	2	2	2	7	3	3	2	2	2	1	4	4	3	5	4	5	8	8	4		11/14-3/12
2007-08+	1	1	1	1	1	1	1	1	1	1	1	5	4	3	5	3	3	1	1	1	11/12-3/17
2008-09+^	1	1	1	1	1	1	1	1	3	5	5	5	3	3	3	4	2	1	2		11/17-3/16
2009-10	6	6	11	10	11	10	10	9	9	12	24	-	-	-	-	-	-	-			11/16-3/15
2010-11	8	8	25	-	-	-	-	-	-	-	-	-	23	20	19	19	13	6	7		11/15-3/14
2011-12	1	1	1	5	4	5	5	5	3	3	8	7	5	5	8	7	6	4	4		11/14-3/12
2012-13	11	11	9	14	20	21	23	-	-	-	-	-	-	-	-	-	-	-			11/12-3/18
2013-14	12	12	24	16	-	18	14	19	19	-	-	-	-	-	-	19	14	15	19		11/11-3/17
2014-15	6	6	5	12	21	24	20	19	18	15	15	13	12	12	15	15	19	19	15		11/10-3/16
2015-16+	1	1	9	9	3	11	7	7	6	5	2	2	2	9	5	7	8	7	3		11/16-3/14
2016-17+^	6	5	4	3	7	7	8	9	14	11	9	9	12	8	10	8	5	6	6		10/31-3/14
2017-18	9	9	9	13	11	7	5	13	12	20	15	10	19	21	14	10	9	12	10		11/1-3/12
2018-19	8	7	7	11	14	12	9	14	15	12	13	11	9	8	8	8	5	3	3	3	11/5-3/18
2019-20	9	6	5	6	7	17	-	-	-	-	-	-	-	-	-	-	-	-	-		11/11-3/18
2020-21	16	14	15	22	17	-	-	-	-	-	-	-	-	-	-	-	-	-	-		11/9-3/15
2021-22+	19	18	-	-	-	-	-	-	-	-	-	-	-	-	-	-	-	-	25	-	10/18-3/14
2022-23	1	1	1	18	-	-	-	25	-	-	-	-	-	-	-	-	-	-	-		10/17-3/13

+ Final Four
^ NCAA champion



COACHES' POLLS



YEAR	PRESEASON	2	3	4	5	6	7	8	9	10	11	12	13	14	15	16	17	18	19	20	21	22	POLL DATES	
1950-51		-	-	-	-	-	-	-	-	-	-	-	-	-	-	-	-	-	-	-	-	-	-	12/8-3/9
1951-52		-	-	-	-	-	-	-	-	-	-	-	-	-	-	-	-	-	-	-	-	-	-	12/6-3/11
1952-53		-	-	-	-	-	-	-	-	17	16	-	-	-	-	-	-	-	-	-	-	-	-	12/8-3/6
1953-54		-	-	-	-	-	-	-	-	-	-	-	-	-	-	-	-	-	-	-	-	-	-	12/15-3/9
1954-55		-	-	-	-	-	-	-	-	-	-	-	-	-	-	-	-	-	-	-	-	-	-	12/7-3/8
1955-56		-	-	8	4	4	10	11	6	8	12	10	9	8	11	-	-	-	-	-	-	-	-	12/6-3/6
1956-57^		3	2	2	2	2	2	2	1	1	1	1	1	1	1	1	1	1	1	1	1	1	1	12/5-3/12
1957-58		1	1	4	3	3	5	8	7	6	10	14	11	15	12	-	-	-	-	-	-	-	-	12/10-3/11
1958-59		19	14	5	5	4	4	2	2	2	2	2	1	4	5	6	-	-	-	-	-	-	-	12/9-3/9
1959-60		5	5	11	11	12	11	11	11	11	11	11	11	12	9	14	-	-	-	-	-	-	-	12/8-3/8
1960-61		5	3	7	11	5	7	6	4	4	5	7	5	6	6	-	-	-	-	-	-	-	-	12/6-3/7
1961-62		-	-	-	-	-	-	-	-	19	-	-	-	-	-	-	-	-	-	-	-	-	-	12/5-3/13
1962-63		-	-	-	20	14	12	-	-	-	-	-	-	-	-	-	-	-	-	-	-	-	-	12/4-3/12
1963-64		-	-	-	19	-	-	-	-	-	-	-	-	-	-	-	-	-	-	-	-	-	-	12/10-3/10
1964-65		19	-	-	-	-	-	-	-	-	-	-	-	-	-	-	-	-	-	-	-	-	-	12/8-3/9
1965-66		-	-	-	20	-	-	-	-	-	-	-	-	-	-	-	-	-	-	-	-	-	-	12/7-3/8
1966-67+		9	8	2	3	3	3	3	2	2	3	3	3	3	3	-	-	-	-	-	-	-	-	12/6-3/7
1967-68+		5	8	4	4	4	3	3	3	3	3	3	3	3	4	4	-	-	-	-	-	-	-	12/5-3/12
1968-69+		2	2	2	2	2	2	2	2	2	2	2	3	2	3	2	-	-	-	-	-	-	-	12/3-3/11
1969-70		8	9	4	4	5	6	10	8	6	8	13	16	19	-	-	-	-	-	-	-	-	-	12/9-3/10
1970-71		20	14	16	-	18	15	20	18	15	11	10	13	11	14	13	-	-	-	-	-	-	-	12/8-3/16
1971-72+		2	5	4	4	3	3	3	5	4	3	3	3	2	2	2	-	-	-	-	-	-	-	12/7-3/14
1972-73		12	9	14	12	9	6	4	3	8	6	6	6	7	7	12	-	-	-	-	-	-	-	12/5-3/13
1973-74		4	2	3	4	5	5	5	4	4	4	4	4	4	8	-	-	-	-	-	-	-	-	12/11-3/12
1974-75		5	9	8	8	12	14	14	11	11	10	12	13	13	10	-	-	-	-	-	-	-	-	12/10-3/11
1975-76		4	4	3	3	8	7	4	4	3	3	3	3	3	6	-	-	-	-	-	-	-	-	12/9-3/9
1976-77+		9	6	9	6	7	5	2	3	12	12	11	8	5	3	-	-	-	-	-	-	-	-	12/7-3/8
1977-78		2	4	3	2	2	2	4	3	3	7	8	8	9	10	-	-	-	-	-	-	-	-	12/6-3/6
1978-79		12	6	6	4	4	3	2	6	6	4	4	7	3	-	-	-	-	-	-	-	-	-	12/12-3/6
1979-80		7	8	9	4	4	15	10	12	11	11	11	8	9	15	-	-	-	-	-	-	-	-	12/4-3/4
1980-81+		8	6	7	6	13	17	18	11	10	9	13	10	11	6	-	-	-	-	-	-	-	-	12/2-3/10
1981-82^		1	1	1	1	1	1	1	2	2	2	2	2	1	1	-	-	-	-	-	-	-	-	12/8-3/9
1982-83		17	16	-	-	16	11	3	3	1	1	3	11	10	6	8	-	-	-	-	-	-	-	12/7-3/15
1983-84		2	2	2	2	2	2	1	1	1	1	1	1	1	1	-	-	-	-	-	-	-	-	12/6-3/13
1984-85		19	18	12	9	5	9	6	7	9	14	15	12	15	11	7	7	-	-	-	-	-	-	11/27-3/12
1985-86		1	1	1	1	1	1	1	1	1	1	1	1	3	3	8	-	-	-	-	-	-	-	12/3-3/11
1986-87		1	5	3	4	3	2	2	1	1	3	3	3	2	3	-	-	-	-	-	-	-	-	12/3-3/11
1987-88		1	4	4	4	3	3	2	2	3	7	5	5	9	6	9	8	-	-	-	-	-	-	12/1-3/15
1988-89		10	5	8	7	5	4	8	12	6	3	6	7	4	5	8	4	-	-	-	-	-	-	11/29-3/14
1989-90		10	15	-	20	19	-	-	-	-	18	-	-	-	-	-	-	-	-	-	-	-	-	11/27-3/13
1990-91+		4	10	10	8	7	7	5	5	8	9	9	8	6	4	8	4	-	-	-	-	-	-	11/27-3/12
1991-92		5	5	5	6	8	7	7	13	11	11	9	8	6	10	13	16	14	12	-	-	-	-	11/25-4/8
1992-93^		7	6	5	5	5	5	6	4	2	5	6	3	3	1	1	2	1	-	-	-	-	-	11/30-4/7
1993-94		5	2	2	2	2	2	1	3	4	2	1	4	4	3	2	-	-	-	-	-	-	-	11/29-3/14
1994-95+	2	2	1	1	1	1	1	2	3	3	2	1	2	2	2	3	5	-	-	-	-	-	-	11/28-3/13
1995-96	21	22	18	13	12	11	11	13	9	9	11	8	11	17	17	19	20	24	24	-	-	-	-	-4/3
1996-97+	7	12	14	11	13	10	9	12	21	18	18	18	17	14	9	6	5	4	-	-	-	-	-	-4/2
1997-98+	3	3	2	2	1	1	1	1	1	2	2	2	1	1	3	4	1	3	-	-	-	-	-	-4/1
1998-99	11	8	3	6	6	6	9	10	7	8	9	9	10	12	14	15	13	18	-	-	-	-	-	-3/31
1999-00+		5	6	2	7	9	7	14	14	21	-	-	-	-	-	-	-	-	-	-	-	-	-	-4/3
2000-01	4	7	6	12	15	16	16	14	11	6	6	4	1	1	2	4	5	5	10	-	-	-	-	11/20-4/3
2001-02	19	21	-	-	-	-	-	-	-	-	-	-	-	-	-	-	-	-	-	-	-	-	-	11/5-4/1
2002-03	-	-	14	22	24	23	-	-	-	-	-	-	-	-	-	-	-	-	-	-	-	-	-	11/25-3/17
2003-04	10	10	10	8	4	9	9	13	11	11	15	19	17	19	16	16	19	20	22	-	-	-	-	11/24-4/6
2004-05^	3	12	11	8	6	5	5	4	4	6	3	2	2	4	2	2	2	3	1	-	-	-	-	11/22-4/5
2005-06	-	-	-	24	20	19	25	25	20	23	25	-	24	23	21	15	10	12	14	-	-	-	-	11/21-4/4
2006-07	2	2	2	6	3	3	2	2	2	1	4	4	3	5	4	5	8	8	4	T-5	-	-	-	11/14-4/3
2007-08+	1	1	T-1	2	1	1	1	1	1	1	1	4	4	3	5	3	2	1	1	1	1	T-3	-	11/12-4/6
2008-09^	1	1	1	1	1	1	1	1	3	6	6	6	4	3	3	5	2	1	3	1	-	-	-	11/17-4/7
2009-10	4	4	12	11	10	10	10	9	9	13	23	-	-	-	-	-	-	-	-	-	-	-	-	11/16-4/6
2010-11	9	8	25	-	-	-	-	-	-	-	-	-	-	21	19	19	13	7	8	-	-	-	-	11/15-4/5
2011-12	1	1	1	5	6	6	6	6	4	3	8	7	6	5	7	7	6	4	5	6	-	-	-	11/14-4/3
2012-13	12	11	9	13	16	18	19	-	-	-	-	-	-	-	-	-	-	-	-	-	-	-	-	11/12-4/9
2013-14	11	11	19	16	25	21	18	19	19	-	-	-	-	-	-	-	-	21	14	15	21	-	-	11/11-4/8
2014-15	6	6	6	12	18	24	21	20	17	16	15	14	13	15	16	18	19	19	14	12	-	-	-	11/10-4/2
2015-16+	1	1	8	9	3	11	7	8	7	5	2	1	1	8	4	6	8	7	3	2	-	-	-	11/16-4/5
2016-17^	6	6	4	3	5	6	8	10	16	12	9	6	10	7	9	8	5	6	8	1	-	-	-	10/31-4/4
2017-18	9	no poll	9	11	10	7	4	14	11	18	14	10	17	22	16	10	9	11	9	14	-	-	-	10/22-4/3
2018-19	7	6	13	12	12	10	14	15	12	15	12	10	8	8	9	5	3	3	4	9	-	-	-	11/12-4/9
2019-20	11	4	4	7	16	23	-	-	-	-	-	-	-	-	-	-	-	-	-	-	-	-	-	10/24-3/16
2020-21	16	16	14	21	17	-	-	-	-	-	-	-	-	-	-	-	-	-	-	-	-	-	-	11/20-4/6
2021-22+	20	no poll	-	-	-	-	-	-	-	-	-	-	-	-	-	-	-	-	-	-	-	-	-	10/27-4/5
2022-23	1	1	1	18	-	-	-	25	-	-	-	-	-	-	-	-	-	-	-	-	-	-	-	10/25-4/4

+ Final Four
^ NCAA champion



CAROLINA AS NO. 1 IN NATION (AP Poll)



DATE	OPPONENT	PLACE	W/L	UNC					
Jan 30, 1957	Western Carolina	A	W	77-59	Mar 9, 1984	* Clemson	GBO (7)	W	78-66
Feb 5, 1957	Maryland	A	W (2 OT)	65-61	Mar 10, 1984	* Duke	GBO (7)	L	75-77
Feb 9, 1957	Duke	H	W	75-73	Mar 17, 1984	^ Temple	CHAR (8)	W	77-66
Feb 11, 1957	Virginia	A	W	68-59	Mar 22, 1984	^ Indiana	ATL (13)	L	68-72
Feb 13, 1957	Wake Forest	H	W	72-69	Nov 26, 1985	Iona	H	W	110-67
Feb 19, 1957	NC State	H	W	86-75	Nov 29, 1985	Missouri	AN (14)	W	84-63
Feb 22, 1957	South Carolina	H	W	75-62	Nov 30, 1985	Purdue	AN (14)	W	73-62
Feb 26, 1957	Wake Forest	A	W	69-64	Dec 1, 1985	UNLV	AN (14)	W	65-60
Mar 1, 1957	Duke	A	W	86-72	Dec 7, 1985	Rutgers	GBO	W	114-71
Mar 7, 1957	* Clemson	RAL (1)	W	81-61	Dec 14, 1985	Ohio University	H	W	99-57
Mar 8, 1957	* Wake Forest	RAL (1)	W	61-59	Dec 17, 1985	Jacksonville	A	W	69-65
Mar 9, 1957	* South Carolina	RAL (1)	W	95-75	Dec 20, 1985	Stanford	H	W	89-55
Mar 12, 1957	^ Yale	NYC (2)	W	90-74	Dec 22, 1985	The Citadel	CHAR	W	104-51
Mar 15, 1957	^ Canisius	PHI (3)	W	87-75	Dec 27, 1985	Manhattan	MIA (15)	W	129-45
Mar 16, 1957	^ Syracuse	PHI (3)	W	67-58	Dec 28, 1985	Brown	MIA (15)	W	115-63
Mar 22, 1957	^ Michigan State	KC (4)	W (3 OT)	74-70	Dec 31, 1985	Florida State	CHAR	W	109-64
Mar 23, 1957	^ Kansas	KC (4)	W (3 OT)	54-53	Jan 4, 1986	NC State	H	W	90-79
Dec 7, 1957	Clemson	H	W	79-55	Jan 9, 1986	Fordham	NYC	W	92-68
Dec 10, 1957	George Washington	A	W	86-59	Jan 11, 1986	Wake Forest	GBO	W	89-65
Dec 12, 1957	Furman	CHAR	W	91-74	Jan 14, 1986	Maryland	A	W	71-67
Dec 14, 1957	South Carolina	H	W	70-58	Jan 18, 1986	Duke	H	W	95-92
Dec 20, 1957	Minnesota	LEX (5)	W	73-67	Jan 19, 1986	Marquette	A	W	66-64
Dec 21, 1957	West Virginia	LEX (5)	L	64-75	Jan 25, 1986	Georgia Tech	H	W	85-77
Feb 18, 1959	NC State	H	W	74-67	Jan 26, 1986	Notre Dame	H	W	73-61
Feb 21, 1959	Maryland	A	L	51-69	Jan 30, 1986	Virginia	A	L	73-86
Nov 28, 1977	Oregon State	CH	W	94-63	Feb 1, 1986	Clemson	H	W	85-67
Nov 28, 1981	Kansas	CHAR	W	74-67	Feb 4, 1986	Georgia Tech	A	W (OT)	78-77
Nov 30, 1981	Southern California	GBO	W	73-62	Feb 8, 1986	Wake Forest	H	W	91-62
Dec 3, 1981	Tulsa	H	W	78-70	Feb 12, 1986	Clemson	A	W	79-64
Dec 12, 1981	South Florida	H	W	75-39	Feb 20, 1986	Maryland	H	L (OT)	72-77
Dec 19, 1981	Rutgers	NYC	W	59-36	Feb 23, 1986	NC State	A	L	65-76
Dec 26, 1981	Kentucky	ERNJ	W	82-69	Nov 28, 1986	Hawai'i	A (16)	W	98-78
Dec 28, 1981	Penn State	SC (6)	W (OT)	56-50	Nov 29, 1986	Hawai'i Loa	A (16)	W	118-80
Dec 29, 1981	Santa Clara	A (6)	W	76-57	Dec 1, 1986	UCLA	A	L	84-89
Jan 4, 1982	William & Mary	H	W	64-40	Dec 3, 1986	Stetson	H	W	100-64
Jan 6, 1982	Maryland	A	W	66-50	Dec 6, 1986	Miami	H	W	122-77
Jan 9, 1982	Virginia	H	W	65-60	Jan 28, 1987	Clemson	A	W	108-99
Jan 13, 1982	NC State	A	W	61-41	Feb 1, 1987	Notre Dame	A	L	58-60
Jan 16, 1982	Duke	A	W	73-63	Dec 3, 1987	Stetson	H	W	86-74
Jan 21, 1982	Wake Forest	H	L	48-55	Dec 5, 1987	Vanderbilt	A	L	76-78
Jan 23, 1982	Georgia Tech	A	W	66-54	Mar 3, 1993	Wake Forest	H	W	83-65
Mar 5, 1982	* Georgia Tech	GBO (7)	W	55-39	Mar 7, 1993	Duke	H	W	83-69
Mar 6, 1982	* NC State	GBO (7)	W	58-46	Mar 12, 1993	* Maryland	CHAR (7)	W	102-66
Mar 7, 1982	* Virginia	GBO (7)	W	47-45	Mar 13, 1993	* Virginia	CHAR (7)	W	74-56
Mar 13, 1982	^ James Madison	CHAR (8)	W	52-50	Mar 14, 1993	* Georgia Tech	CHAR (7)	L	75-77
Mar 19, 1982	^ Alabama	RAL (9)	W	74-69	Nov 17, 1993	Western Kentucky	H (17)	W	101-87
Mar 21, 1982	^ Villanova	RAL (9)	W	70-60	Nov 19, 1993	Cincinnati	H (17)	W	90-63
Mar 27, 1982	^ Houston	NO (10)	W	68-63	Nov 24, 1993	Massachusetts	NYC (18)	L (OT)	86-91
Mar 29, 1982	^ Georgetown	NO (10)	W	63-62	Nov 26, 1993	Minnesota	NYC (18)	W	90-76
Feb 2, 1983	Clemson	A	W	84-81	Jan 12, 1994	Georgia Tech	A	L	69-89
Feb 4, 1983	The Citadel	CHAR (11)	W	81-36	Jan 15, 1994	Clemson	H	W	106-62
Feb 5, 1983	Furman	CHAR (11)	W	78-43	Feb 10, 1994	Maryland	H	W	95-89
Feb 10, 1983	Virginia	H	W	64-63	Feb 12, 1994	Georgia Tech	H	L	89-96
Feb 13, 1983	Villanova	H	L	53-56	Mar 18, 1994	^ Liberty	MD (19)	W	71-51
Nov 26, 1983	Missouri	GBO	W	64-57	Mar 20, 1994	^ Boston College	MD (19)	L	72-75
Nov 28, 1983	UT Chattanooga	H	W	85-63	Dec 8, 1994	Villanova	H	W	75-66
Dec 10, 1983	Syracuse	A	W	87-64	Dec 17, 1994	VMI	H	W	129-89
Dec 21, 1983	Dartmouth	H	W	103-58	Dec 22, 1994	Hawai'i	A	W	88-76
Dec 27, 1983	Iona	NYC (12)	W	74-61	Dec 29, 1994	Old Dominion	A	W	98-79
Dec 29, 1983	St. John's	A (12)	W	64-51	Dec 31, 1994	UNC Asheville	H	W	85-77
Jan 5, 1984	Boston University	CHAR	W	87-54	Jan 4, 1995	NC State	A	L	70-80
Jan 7, 1984	NC State	A	W	81-60	Jan 7, 1995	Maryland	H	W	100-90
Jan 12, 1984	Maryland	A	W	74-62	Feb 7, 1995	Maryland	A	L	73-86
Jan 14, 1984	Wake Forest	GBO	W	70-62	Feb 12, 1995	Georgia Tech	A	W	85-81
Jan 18, 1984	Virginia	H	W	69-66	Dec 16, 1997	Hampton	H	W	92-69
Jan 21, 1984	Duke	A	W	78-73	Dec 20, 1997	Florida State	A	W	81-73
Jan 25, 1984	Wake Forest	H	W	100-63	Dec 27, 1997	Georgia	A	W (OT)	82-80
Jan 28, 1984	Georgia Tech	H	W	73-61	Dec 29, 1997	Bethune-Cookman	A	W	97-46
Jan 29, 1984	LSU	H	W	90-79	Jan 3, 1998	Clemson	A	W	73-70
Feb 1, 1984	Clemson	GBO	W	97-75	Jan 8, 1998	Georgia Tech	H	W	96-75
Feb 3, 1984	Furman	CHAR (11)	W	83-48	Jan 10, 1998	Virginia	H	W	81-73
Feb 4, 1984	The Citadel	CHAR (11)	W	76-60	Jan 14, 1998	Maryland	A	L	89-83
Feb 9, 1984	Virginia	A	W	85-72	Feb 11, 1998	Virginia	A	W	60-45
Feb 12, 1984	Arkansas	PBA	L	64-65	Feb 14, 1998	Maryland	H	W	85-67
Feb 18, 1984	NC State	H	W	95-71	Feb 21, 1998	NC State	H	L	72-86
Feb 19, 1984	Maryland	H	W	78-63	Mar 12, 1998	^ Navy	HTF (20)	W	88-52
Feb 26, 1984	Clemson	A	W	82-71	Mar 14, 1998	^ UNC Charlotte	HTF (20)	W (OT)	93-83
Feb 29, 1984	Georgia Tech	A	W	69-56	Mar 19, 1998	^ Michigan State	GBO (21)	W	73-58
Mar 3, 1984	Duke	H	W (2 OT)	96-83	Mar 21, 1998	^ Connecticut	GBO (21)	W	75-64
					Mar 28, 1998	^ Utah	SA (22)	L	58-66

DATE	OPPONENT	PLACE	W/L	UNC
Feb 6, 2001	Wake Forest	A	W	80-74
Feb 10, 2001	Maryland	H	W	96-82
Feb 18, 2001	Clemson	A	L	65-75
Jan 10, 2007	Virginia	H	W	79-69
Jan 13, 2007	Virginia Tech	A	L	88-94
Nov 14, 2007	Davidson	A	W	72-68
Nov 18, 2007	Iona	H	W	107-72
Nov 20, 2007	SC State	H	W	110-64
Nov 23, 2007	Old Dominion	LV (23)	W	99-82
Nov 24, 2007	BYU	LV (23)	W	73-63
Nov 28, 2007	Ohio State	A	W	66-55
Dec 1, 2007	Kentucky	A	W	86-77
Dec 5, 2007	Penn	A	W	106-71
Dec 16, 2007	Rutgers	A	W	93-71
Dec 19, 2007	Nicholls	H	W	88-78
Dec 22, 2007	UC Santa Barbara	H	W	105-70
Dec 27, 2007	Nevada	H	W	106-70
Dec 30, 2007	Valparaiso	H	W	90-58
Jan 2, 2008	Kent	H	W	90-61
Jan 6, 2008	Clemson	A	W (OT)	90-88
Jan 9, 2008	UNC Asheville	H	W	93-81
Jan 12, 2008	NC State	H	W	93-62
Jan 16, 2008	Georgia Tech	A	W	83-82
Jan 19, 2008	Maryland	H	L	80-82
Mar 4, 2008	Florida State	H	W	90-77
Mar 8, 2008	Duke	A	W	76-68
Mar 14, 2008	* Florida State	CHAR (24)	W	82-70
Mar 15, 2008	* Virginia Tech	CHAR (24)	W	68-66
Mar 16, 2008	* Clemson	CHAR (24)	W	86-81
Mar 21, 2008	^ Mt. St. Mary's	RAL (25)	W	113-74
Mar 23, 2008	^ Arkansas	RAL (25)	W	108-77
Mar 27, 2008	^ Washington State	CHAR (26)	W	68-47
Mar 29, 2008	^ Louisville	CHAR (26)	W	83-73
Apr 5, 2008	^ Kansas	SA (22)	L	66-84
Nov 15, 2008	Penn	H	W	86-71
Nov 18, 2008	Kentucky	H	W	77-58
Nov 21, 2008	UC Santa Barbara	A	W	84-67
Nov 24, 2008	Chaminade	MAUI (27)	W	115-70
Nov 25, 2008	Oregon	MAUI (27)	W	98-69
Nov 26, 2008	Notre Dame	MAUI (27)	W	102-87
Nov 30, 2008	UNC Asheville	H	W	116-48
Dec 3, 2008	Michigan State	DET (28)	W	98-63
Dec 13, 2008	Oral Roberts	H	W	100-84
Dec 18, 2008	Evansville	H	W	91-73
Dec 20, 2008	Valparaiso	CHI (29)	W	85-63
Dec 28, 2008	Rutgers	H	W	97-75
Dec 31, 2008	Nevada	A	W	84-61
Jan 4, 2009	Boston College	H	L	78-85
Mar 13, 2009	* Virginia Tech	ATL (30)	W	79-76
Mar 14, 2009	* Florida State	ATL (30)	L	70-73
Nov 11, 2011	Michigan State	USS CV (31)	W	67-55
Nov 13, 2011	UNC Asheville	A	W	91-75
Nov 20, 2011	Mississippi Valley State	H	W	101-75
Nov 22, 2011	Tennessee State	H	W	102-69
Nov 25, 2011	South Carolina	LV (23)	W	87-62
Nov 26, 2011	UNLV	LV (23)	L	80-90
Nov 13, 2015	Temple	ANNAP (31)	W	91-67
Nov 15, 2015	Fairfield	H	W	92-65
Nov 18, 2015	Wofford	H	W	78-58
Nov 21, 2015	Northern Iowa	A	L	67-71
Nov. 7, 2022	UNCW	H	W	69-56
Nov. 11, 2022	College of Charleston	H	W	102-86
Nov. 15, 2022	Gardner-Webb	H	W	72-66
Nov. 20, 2022	James Madison	H	W	80-64
Nov. 24, 2022	Portland	PORT-MC (32)	W	89-81
Nov. 25, 2022	Iowa State	PORT-VC (32)	L	65-70
Nov. 27, 2022	Alabama	PORT-VC (32)	L (4 OT)	101-103

* ACC Tournament, ^ NCAA Tournament

Head Coaches Records as No. 1 at UNC

Frank McGuire (3 seasons)	23-2
Dean Smith (10 seasons)	100-18
Bill Guthridge (1 season)	13-3
Matt Doherty (1 season)	2-1
Roy Williams (5 seasons)	50-7
Hubert Davis (1 season)	5-2

CAROLINA AT NO. 1 IN THE ASSOCIATED PRESS POLL

SEASON	WEEKS	RECORD	COACH
1956-57	8	17-0	Frank McGuire
1957-58	2	5-1	Frank McGuire
1958-59	1	1-1	Frank McGuire
1977-78	1	1-0	Dean Smith
1981-82	11	22-1	Dean Smith
1982-83	2	4-1	Dean Smith
1983-84	16	26-3	Dean Smith
1985-86	13	24-3	Dean Smith
1986-87	3	5-2	Dean Smith
1987-88	1	1-1	Dean Smith
1992-93	2	4-1	Dean Smith
1993-94	5	6-4	Dean Smith
1994-95	6	7-2	Dean Smith
1997-98	8	13-3	Bill Guthridge
2000-01	2	2-1	Matt Doherty
2006-07	1	1-1	Roy Williams
2007-08	14	27-2	Roy Williams
2008-09	9	14-2	Roy Williams
2011-12	3	5-1	Roy Williams
2015-16	2	3-1	Roy Williams
2022-23	3	5-2	Hubert Davis
	113	193-33	

Carolina as No. 1: 193-33

By Decades: 50s: 23-2, 70s: 1-0, 80s: 82-11, 90s: 30-10, 2000s: 54-6
2010s: 8-2; 2020s: 5-2

Home: 73-7, Away: 47-13, Neutral sites: 73-13

ACC Tournament: 13-3, NCAA Tournament: 20-4

vs. Boston College: 0-2, vs. Clemson: 13-1, vs. Duke: 8-1, vs. Florida State: 4-1, vs. Georgia Tech: 9-3, vs. Maryland: 9-5, vs. NC State: 7-3, vs. Virginia: 10-1; vs. Virginia Tech: 2-1, vs. Wake Forest: 9-1

Legend for Neutral Site Games

- (1) ACC Tournament, Reynolds Coliseum, Raleigh
- (2) NCAA East Regional, Madison Square Garden, New York City
- (3) NCAA East Regional, The Palestra, Philadelphia
- (4) NCAA Final Four, Municipal Auditorium, Kansas City, Mo.
- (5) University of Kentucky Invitational Tournament, Memorial Coliseum, Lexington, Ky.
- (6) Cable Car Classic, Toso Pavilion, Santa Clara, Calif.
- (7) ACC Tournament, Greensboro Coliseum, Greensboro
- (8) NCAA East Regional, Charlotte Coliseum, Charlotte
- (9) NCAA East Regional, Reynolds Coliseum, Raleigh
- (10) NCAA Final Four, The Louisiana Superdome, New Orleans
- (11) North-South Doubleheader, Charlotte Coliseum, Charlotte
- (12) ECAC Holiday Festival, Madison Square Garden, New York City
- (13) NCAA East Regional, The Omni, Atlanta
- (14) Great Alaska Shootout, Sullivan Arena, Anchorage, Alaska
- (15) Orange Bowl Classic, James L. Knight Center, Miami
- (16) Hawaii Thanksgiving Festival
- (17) Pre-Season NIT
- (18) Pre-Season NIT, Madison Square Garden, New York City
- (19) NCAA East Regional, USAir Arena, Landover, Md.
- (20) NCAA East Regional, Hartford Civic Center, Hartford, Conn.
- (21) NCAA East Regional, Greensboro Coliseum, Greensboro
- (22) NCAA Final Four, Alamodome San Antonio
- (23) Las Vegas Invitational, Las Vegas
- (24) ACC Tournament, Bobcats Arena, Charlotte
- (25) NCAA East Regional, RBC Center, Raleigh
- (26) NCAA East Regional, Bobcats Arena, Charlotte
- (27) Maui Invitational, Lahaina Civic Center, Lahaina, Maui
- (28) ACC/Big Ten Challenge, Ford Field, Detroit
- (29) Windy City Classic, United Center, Chicago
- (30) ACC Tournament, Georgia Dome, Atlanta
- (31) Veterans Day Classic, Alumni Hall, Annapolis, Md.
- (32) Phil Knight, Invitational, Moda Center/Veterans Memorial Coliseum, Portland, Ore.



UNC VS. RANKED OPPONENTS (AP poll)



Date	Opponent (UNC/Oppt Rank)	Place	W-L	Score
Jan 6, 1949	NYU (-/20)	A	L	48-72
Feb 19, 1949	NC State (-/18)	H	L	39-79
Mar 4, 1949	# NC State (-/15)	DUR	L	40-43
Jan 9, 1950	Kentucky (-/2)	A	L	44-86
Jan 21, 1950	NC State (-/12)	H	L	57-61
Feb 21, 1950	NC State (-/9)	A	L	44-70
Jan 27, 1951	NC State (-/8)	A	L	58-71
Feb 17, 1951	NC State (-/9)	H	L	53-68
Dec 5, 1951	Duke (-/12)	A	L	59-77
Dec 20, 1951	Illinois (-/3)	A	L	66-86
Dec 28, 1951	NC State (-/19)	RAL	L	51-58
Feb 6, 1952	West Virginia (-/12)	A	L	65-80
Feb 29, 1952	Duke (-/15)	A	L	64-94
Jan 24, 1953	NC State (-/8)	A	W	70-69
Feb 21, 1953	NC State (-/15)	H	L	66-87
Mar 5, 1953	# NC State (-/12)	RAL	L	54-86
Dec 30, 1953	Oregon State (-/4)	RAL	L	53-65
Feb 4, 1954	Duke (-/8)	A	L	47-63
Feb 20, 1954	Duke (-/14)	H	L	63-67
Mar 4, 1954	* NC State (-/18)	RAL	L	51-52
Dec 27, 1954	Southern California (-/13)	RAL	W	67-58
Dec 28, 1954	NC State (-/2)	RAL	L	44-47
Dec 29, 1954	Duke (-/18)	RAL	W	65-52
Jan 4, 1955	Alabama (-/13)	A	L	55-77
Jan 18, 1955	NC State (-/2)	A	W	84-80
Feb 12, 1955	Maryland (-/11)	A	L	61-63
Feb 22, 1955	NC State (-/6)	H	L	75-79
Dec 14, 1955	Alabama (16/5)	H	W	99-77
Dec 30, 1955	Duke (4/8)	RAL	W	74-64
Dec 31, 1955	NC State (4/3)	RAL	L	60-82
Jan 18, 1956	NC State (9/3)	H	W	73-69
Feb 4, 1956	Duke (9/10)	A	L	59-64
Feb 21, 1956	NC State (10/6)	A	L	73-79
Feb 24, 1956	Duke (9/11)	H	W	73-65
Mar 2, 1956	* Wake Forest (8/20)	RAL	L	56-77
Dec 28, 1956	Duke (2/9)	RAL	W	87-71
Feb 13, 1957	Wake Forest (1/11)	H	W	72-69
Feb 26, 1957	Wake Forest (1/13)	A	W	69-64
Mar 8, 1957	* Wake Forest (1/20)	RAL	W	61-59
Mar 15, 1957	^ Canisius (1/20)	PHI	W	87-75
Mar 22, 1957	^ Michigan State (1/11)	KC	W (3 OT)	74-70
Mar 23, 1957	^ Kansas (1/2)	KC	W (3 OT)	54-53
Dec 20, 1957	Minnesota (1/10)	LEX	W	73-67
Dec 21, 1957	West Virginia (1/8)	LEX	L	64-75
Dec 26, 1957	St. Louis (4/18)	RAL	W	63-48
Dec 28, 1957	NC State (4/13)	RAL	W	39-30
Jan 11, 1958	Maryland (3/11)	A	L	61-74
Jan 15, 1958	NC State (6/20)	H	L	57-58
Feb 8, 1958	Duke (7/13)	H	L	75-91
Feb 15, 1958	Notre Dame (11/17)	CHI	L	70-89
Feb 18, 1958	NC State (11/9)	A	W	81-69
Feb 22, 1958	Maryland (16/14)	H	W	66-59
Feb 28, 1958	Duke (9/6)	A	L	46-59
Mar 7, 1958	* NC State (13/14)	RAL	W	64-58
Mar 8, 1958	* Maryland (13/17)	RAL	L	74-86
Dec 20, 1958	Northwestern (10/6)	LOU	W	78-64
Dec 30, 1958	Michigan State (3/7)	RAL	L	58-75
Dec 31, 1958	Cincinnati (4/2)	RAL	W	72-68
Jan 14, 1959	NC State (3/1)	A	W (OT)	72-68
Feb 18, 1959	NC State (1/6)	H	W	74-67
Mar 7, 1959	* NC State (5/10)	RAL	L	56-80
Dec 18, 1959	Kentucky (-/13)	LEX	L	70-76
Dec 19, 1959	St. Louis (-/7)	LEX	L	52-68
Dec 29, 1959	Duke (-/18)	RAL	W	75-53
Dec 30, 1959	Wake Forest (-/19)	RAL	L	50-53
Jan 8, 1960	Wake Forest (19/8)	GBO	W	62-59
Dec 13, 1960	Kentucky (5/20)	GBO	L	65-70
Dec 16, 1960	Kansas State (5/20)	A	L	69-77
Dec 17, 1960	Kansas (5/16)	A	W	78-70
Dec 31, 1960	Duke (11/6)	RAL	W	76-71
Feb 4, 1961	Duke (5/4)	A	L	77-81
Feb 25, 1961	Duke (7/6)	H	W (OT)	69-66
Feb 3, 1962	Duke (-/6)	A	L	57-79
Feb 24, 1962	Duke (-/8)	H	L	74-82
Feb 2, 1963	Duke (-/3)	H	L	69-77
Feb 23, 1963	Duke (-/2)	A	L	93-106

Date	Opponent (UNC/Oppt Rank)	Place	W-L	Score
Dec 9, 1963	Kentucky (-/9)	A	L	80-100
Jan 11, 1964	Duke (-/9)	A	L	64-84
Feb 29, 1964	Duke (-/4)	H	L	69-104
Mar 6, 1964	* Duke (-/4)	RAL	L	49-65
Dec 7, 1964	Kentucky (13/11)	CHAR	W	82-67
Dec 14, 1964	Vanderbilt (-/3)	GBO	W	84-78
Jan 9, 1965	Duke (-/8)	A	W	65-62
Feb 27, 1965	Duke (-/5)	H	W	71-66
Dec 11, 1965	Vanderbilt (-/4)	A	L	72-81
Jan 8, 1966	Duke (-/1)	H	L	77-88
Feb 26, 1966	Duke (-/2)	A	L	63-77
Mar 4, 1966	* Duke (-/2)	RAL	L	20-21
Dec 13, 1966	Kentucky (8/4)	A	W	64-55
Mar 17, 1967	^ Princeton (4/5)	CP	W	78-70
Mar 18, 1967	^ Boston College (4/9)	CP	W	96-80
Mar 25, 1967	^ Houston (4/7)	LOU	L	62-84
Dec 9, 1967	Vanderbilt (5/8)	A	L	76-89
Dec 12, 1967	Kentucky (5/4)	GBO	W	84-77
Dec 16, 1967	Princeton (7/10)	GBO	W	71-63
Dec 29, 1967	Utah (5/7)	PORT	W	86-84
Mar 2, 1968	Duke (3/10)	A	L (3 OT)	86-87
Mar 15, 1968	^ St. Bonaventure (4/3)	RAL	W	91-72
Mar 16, 1968	^ Davidson (4/8)	RAL	W	70-66
Mar 23, 1968	^ UCLA (4/2)	LA	L	55-78
Dec 7, 1968	Kentucky (2/3)	A	W	87-77
Dec 9, 1968	Vanderbilt (2/12)	CHAR	W	100-78
Dec 27, 1968	Villanova (2/8)	NYC	W	69-61
Feb 26, 1969	South Carolina (2/8)	A	W	68-62
Mar 13, 1969	Duquesne (4/9)	CP	W	79-78
Mar 15, 1969	^ Davidson (4/5)	CP	W	87-85
Mar 20, 1969	^ Purdue (4/6)	LOU	L	65-92
Mar 22, 1969	^ Drake (4/11)	LOU	L	84-104
Dec 8, 1969	Kentucky (7/2)	CHAR	L	87-94
Jan 5, 1970	South Carolina (4/3)	A	L	52-65
Jan 7, 1970	NC State (4/10)	A	W	78-69
Jan 10, 1970	Duke (4/19)	H	W	86-78
Feb 9, 1970	NC State (7/5)	H	W	88-86
Feb 21, 1970	South Carolina (13/4)	H	L	62-79
Jan 4, 1971	South Carolina (-/2)	H	W	79-64
Feb 20, 1971	South Carolina (8/7)	A	L	66-72
Mar 13, 1971	* South Carolina (13/6)	GBO	L	51-52
Jan 15, 1972	Virginia (3/8)	A	W	85-79
Jan 29, 1972	Maryland (3/18)	H	W	92-72
Feb 16, 1972	Maryland (3/19)	A	L (OT)	77-79
Feb 26, 1972	Virginia (5/13)	H	W	91-78
Mar 11, 1972	* Maryland (3/13)	GBO	W	73-64
Mar 16, 1972	^ South Carolina (2/6)	MOR	W	92-69
Mar 18, 1972	^ Pennsylvania (2/3)	MOR	W	73-59
Mar 23, 1972	^ Florida State (2/10)	LA	L	75-79
Mar 25, 1972	^ Louisville (2/4)	LA	W	105-91
Dec 11, 1972	Kentucky (13/8)	LOU	W	78-70
Dec 16, 1972	NC State (11/6)	GBO	L	61-68
Jan 27, 1973	Maryland (3/4)	A	L	88-94
Feb 5, 1973	NC State (8/2)	A	L	73-76
Feb 14, 1973	Maryland (6/10)	H	W	95-85
Feb 27, 1973	NC State (6/2)	H	L	78-82
Dec 1, 1973	Houston (5/14)	GBO	W	97-74
Dec 10, 1973	Kentucky (5/10)	GBO	W	101-84
Jan 4, 1974	NC State (4/5)	GBO	L	77-78
Jan 22, 1974	NC State (5/3)	H	L	80-83
Jan 26, 1974	Maryland (4/5)	H	W	82-73
Feb 13, 1974	Maryland (4/6)	A	L	80-91
Feb 26, 1974	NC State (6/1)	A	L	72-83
Mar 8, 1974	* Maryland (6/4)	GBO	L	85-105
Dec 7, 1974	Houston (9/20)	A	W	96-87
Dec 9, 1974	Kentucky (9/15)	LOU	L	78-90
Jan 4, 1975	NC State (8/1)	GBO	L	67-82
Jan 18, 1975	NC State (14/4)	A	L (OT)	85-88
Jan 25, 1975	Maryland (14/2)	A	W	69-66
Feb 15, 1975	Maryland (11/3)	H	L	74-96
Feb 25, 1975	NC State (13/7)	H	W	76-74
Mar 7, 1975	* Clemson (12/14)	GBO	W (OT)	76-71
Mar 8, 1975	* NC State (12/8)	GBO	W	70-66
Mar 20, 1975	^ Syracuse (6/20)	PROV	L	76-78

Date	Opponent (UNC/Oppt Rank)	Place	W-L	Score
Dec 8, 1975	Kentucky (4/7)	CHAR	W	90-77
Jan 14, 1976	Wake Forest (7/5)	H	W	99-75
Jan 18, 1976	NC State (7/13)	H	L	67-68
Jan 25, 1976	Maryland (5/2)	H	W (OT)	95-93
Feb 11, 1976	Maryland (3/4)	A	W	81-69
Feb 24, 1976	NC State (3/15)	A	W	91-79
Mar 13, 1976	^ Alabama (5/8)	DTX	L	64-79
Nov 26, 1976	NC State (3/15)	GBO	W	78-66
Jan 5, 1977	Clemson (6/16)	GBO	W	91-63
Jan 13, 1977	Wake Forest (5/7)	A	W	77-75
Jan 22, 1977	Maryland (4/13)	A	W	71-68
Jan 26, 1977	Wake Forest (4/10)	H	L	66-67
Jan 29, 1977	Clemson (4/19)	A	L	73-93
Feb 27, 1977	Louisville (9/10)	CHAR	W	96-89
Mar 17, 1977	^ Notre Dame (5/10)	CP	W	79-77
Mar 19, 1977	^ Kentucky (5/3)	CP	W	79-72
Mar 26, 1977	^ UNLV (5/4)	ATL	W	84-83
Mar 28, 1977	^ Marquette (5/7)	ATL	L	58-67
Dec 17, 1977	Cincinnati (5/6)	GBO	W	67-59
Jan 7, 1978	Virginia (2/13)	A	W	76-61
Feb 12, 1978	Providence (7/20)	A	L	59-61
Feb 25, 1978	Duke (8/13)	H	W	87-83
Mar 11, 1978	^ San Francisco (11/20)	TEMPE	L	64-68
Dec 2, 1978	Duke (14/1)	GBO	L	68-78
Dec 16, 1978	Michigan State (13/3)	H	W	70-69
Jan 13, 1979	Duke (3/7)	H	W	74-68
Jan 14, 1979	Arkansas (3/10)	GBO	W	63-57
Jan 17, 1979	NC State (2/14)	A	W	70-69
Jan 20, 1979	Maryland (2/19)	A	W	54-53
Feb 24, 1979	Duke (4/6)	A	L	40-47
Mar 3, 1979	* Duke (7/5)	GBO	W	71-63
Dec 1, 1979	Duke (6/3)	GBO	L	74-86
Dec 22, 1979	Indiana (8/5)	A	W	61-57
Jan 5, 1980	Virginia (6/13)	A	L	82-88
Jan 12, 1980	Duke (15/1)	A	W	82-67
Jan 16, 1980	NC State (9/16)	H	W	67-64
Jan 26, 1980	Clemson (13/12)	H	W	73-70
Feb 23, 1980	Duke (8/17)	H	W	96-71
Nov 24, 1980	Georgetown (13/16)	AN	W	83-71
Nov 30, 1980	Arkansas (13/20)	AN	W	64-58
Dec 20, 1980	Indiana (8/11)	H	W	65-56
Jan 7, 1981	Maryland (16/8)	H	W	75-66
Jan 10, 1981	Virginia (16/3)	A	L	57-63
Jan 22, 1981	Wake Forest (17/3)	A	W	74-60
Feb 3, 1981	Virginia (12/1)	H	L (OT)	79-80
Feb 11, 1981	Wake Forest (10/7)	H	L	68-84
Feb 15, 1981	Maryland (10/19)	A	W	76-63
Mar 6, 1981	* Wake Forest (12/11)	MD	W	58-57
Mar 7, 1981	* Maryland (12/20)	MD	W	61-60
Mar 19, 1981	^ Utah (6/14)	A	W	61-56
Mar 28, 1981	^ Virginia (6/5)	PHI	W	78-65
Mar 30, 1981	^ Indiana (6/9)	PHI	L	50-63
Dec 3, 1981	Tulsa (1/9)	H	W	78-70
Dec 26, 1981	Kentucky (1/2)	ERNJ	W	82-69
Jan 9, 1982	Virginia (1/2)	H	W	65-60
Jan 13, 1982	NC State (1/12)	A	W	61-41
Jan 30, 1982	NC State (2/17)	H	W	58-44
Feb 3, 1982	Virginia (2/3)	A	L	58-74
Feb 17, 1982	Wake Forest (2/14)	A-GBO	W	69-51
Mar 7, 1982	* Virginia (1/3)	GBO	W	47-45
Mar 19, 1982	^ Alabama (1/13)	RAL	W	74-69
Mar 29, 1982	^ Georgetown (1/6)	NO	W	63-62
Nov 20, 1982	St. John's (3/19)	SPR	L (OT)	74-78
Nov 27, 1982	Missouri (3/15)	STL	L	60-64
Dec 30, 1982	Missouri (-/12)	HON	W	73-58
Jan 8, 1983	Syracuse (18/9)	CHAR	W	87-64
Jan 15, 1983	Virginia (11/2)	A	W	101-95
Jan 27, 1983	Wake Forest (3/19)	A-GBO	W	80-78
Feb 10, 1983	Virginia (1/3)	H	W	64-63
Feb 13, 1983	Villanova (1/12)	H	L	53-56
Mar 27, 1983	^ Georgia (8/18)	SY	L	77-82
Dec 29, 1983	St. John's (1/8)	NYC	W	64-51
Jan 7, 1984	NC State (1/12)	A	W	81-60
Jan 12, 1984	Maryland (1/5)	A	W	74-62
Jan 14, 1984	Wake Forest (1/12)	A-GBO	W	70-62
Jan 25, 1984	Wake Forest (1/17)	H	W	100-63
Jan 29, 1984	LSU (1/10)	H	W	90-79
Mar 3, 1984	Duke (1/15)	H	W (2 OT)	96-83
Mar 10, 1984	* Duke (1/16)	GBO	L	75-77
Mar 17, 1984	^ Temple (1/20)	CHAR	W	77-66

Date	Opponent (UNC/Oppt Rank)	Place	W-L	Score
Jan 13, 1985	SMU (5/4)	GBO	L	82-84
Jan 19, 1985	Duke (6/2)	H	L	77-93
Jan 27, 1985	Georgia Tech (8/16)	H	L	62-66
Feb 13, 1985	Maryland (13/20)	A	W	60-54
Feb 27, 1985	Georgia Tech (8/10)	A	L	62-67
Mar 2, 1985	Duke (8/5)	A	W	78-68
Mar 9, 1985	* NC State (6/18)	ATL	W	57-51
Mar 10, 1985	* Georgia Tech (6/9)	ATL	L	54-57
Dec 1, 1985	UNLV (1/16)	AN	W	65-60
Jan 18, 1986	Duke (1/3)	H	W	95-92
Jan 25, 1986	Georgia Tech (1/4)	H	W	85-77
Jan 26, 1986	Notre Dame (1/16)	H	W	73-61
Feb 4, 1986	Georgia Tech (1/2)	A	W (OT)	78-77
Feb 23, 1986	NC State (1/20)	A	L	65-76
Mar 2, 1986	Duke (3/1)	A	L	74-82
Mar 20, 1986	^ Louisville (8/7)	HOU	L	79-94
Dec 20, 1986	Illinois (4/5)	H	W	90-77
Dec 29, 1986	Purdue (4/2)	DAL	W	88-86
Jan 10, 1987	Duke (3/17)	A	W	85-77
Jan 18, 1987	NC State (3/17)	H	W	96-78
Jan 28, 1987	Clemson (1/14)	A	W	108-99
Feb 21, 1987	Clemson (3/10)	H	W	96-80
Feb 26, 1987	Duke (2/17)	H	W	77-71
Mar 19, 1987	^ Notre Dame (2/18)	ERNJ	W	74-68
Mar 21, 1987	^ Syracuse (2/10)	ERNJ	L	75-79
Nov 21, 1987	Syracuse (3/1)	SPR	W (OT)	96-93
Jan 21, 1988	Duke (2/9)	H	L	69-70
Jan 24, 1988	NC State (2/20)	A	W	77-73
Feb 11, 1988	NC State (6/16)	H	W (OT)	75-73
Feb 21, 1988	Temple (5/1)	H	L	66-83
Mar 2, 1988	Georgia Tech (6/13)	A	W	97-80
Mar 6, 1988	Duke (6/9)	A	L	81-96
Mar 13, 1988	* Duke (9/8)	GBO	L	61-65
Mar 19, 1988	^ Loyola Marymount (7/15)	SLC	W	123-97
Mar 25, 1988	^ Michigan (7/10)	SEA	W	78-69
Mar 27, 1988	^ Arizona (7/2)	SEA	L	52-70
Nov 23, 1988	Missouri (5/13)	NYC	L	81-91
Nov 25, 1988	Indiana (5/20)	NYC	W	106-92
Dec 2, 1988	Arizona (10/11)	CHAR	W	79-72
Dec 3, 1988	Missouri (10/8)	CHAR	W	76-60
Dec 19, 1988	UCLA (8/20)	H	W	104-78
Jan 7, 1989	Iowa (6/9)	H	L	97-98
Jan 18, 1989	Duke (13/1)	A	W	91-71
Jan 21, 1989	NC State (13/15)	H	W	84-81
Feb 9, 1989	NC State (6/17)	A	L	88-98
Mar 5, 1989	Duke (5/9)	H	L	86-88
Mar 12, 1989	* Duke (9/7)	ATL	W	77-74
Mar 23, 1989	^ Michigan (5/10)	LEX	L	87-92
Nov 26, 1989	Missouri (7/11)	MAUI	L	73-80
Dec 7, 1989	Georgetown (17/3)	ERNJ	L	81-93
Jan 17, 1990	Duke (-/8)	H	W	79-60
Jan 20, 1990	NC State (-/19)	A	W	91-81
Feb 1, 1990	Georgia Tech (25/13)	A	L	75-102
Feb 24, 1990	Clemson (-/23)	A	L	61-69
Feb 28, 1990	Georgia Tech (-/11)	H	W	81-79
Mar 4, 1990	Duke (-/5)	A	W	87-75
Mar 17, 1990	^ Oklahoma (-/1)	AUS	W	79-77
Mar 22, 1990	^ Arkansas (-/7)	DAL	L	73-96
Dec 6, 1990	Connecticut (10/14)	H	W	79-64
Dec 10, 1990	Kentucky (10/25)	H	W	84-81
Dec 15, 1990	Alabama (9/20)	H	W	95-79
Jan 12, 1991	Virginia (5/13)	A	W (2 OT)	89-86
Jan 19, 1991	Duke (5/12)	A	L	60-74
Feb 9, 1991	Virginia (9/11)	H	W	77-58
Mar 3, 1991	Duke (4/8)	H	L	77-83
Mar 10, 1991	* Duke (7/6)	CHAR	W	96-74
Mar 30, 1991	^ Kansas (4/12)	INDY	L	73-79
Dec 4, 1991	Seton Hall (5/6)	ERNJ	W	83-54
Feb 2, 1992	Georgia Tech (11/20)	A	W	86-76
Feb 5, 1992	Duke (9/1)	H	W	75-73
Feb 27, 1992	Florida State (10/22)	A	L	96-110
Mar 8, 1992	Duke (16/1)	A	L	77-89
Mar 14, 1992	* Florida State (20/18)	CHAR	W	80-76
Mar 15, 1992	* Duke (20/1)	CHAR	L	74-94
Mar 21, 1992	^ Alabama (18/13)	CIN	W	64-55
Mar 27, 1992	^ Ohio State (18/3)	LEX	L	73-80

Date	Opponent (UNC/Oppt Rank)	Place	W-L	Score
Dec 29, 1992	Michigan (5/6)	HON	L	78-79
Jan 13, 1993	Georgia Tech (5/8)	H	W	80-67
Jan 20, 1993	Virginia (3/7)	H	W	80-58
Jan 24, 1993	Seton Hall (3/10)	A	W	70-66
Jan 27, 1993	Florida State (3/19)	H	W	82-77
Feb 3, 1993	Duke (6/5)	A	L	67-81
Feb 21, 1993	Virginia (3/23)	A	W	78-58
Feb 27, 1993	Florida State (3/6)	A	W	86-76
Mar 3, 1993	Wake Forest (1/14)	H	W	83-65
Mar 7, 1993	Duke (1/6)	H	W	83-69
Mar 26, 1993	^ Arkansas (4/12)	ERNJ	W	80-74
Mar 28, 1993	^ Cincinnati (4/7)	ERNJ	W (OT)	75-68
Apr 3, 1993	^ Kansas (4/9)	NO	W	78-68
Apr 5, 1993	^ Michigan (4/3)	NO	W	77-71
Nov 19, 1993	Cincinnati (1/22)	H	W	90-63
Nov 24, 1993	Massachusetts (1/18)	NYC	L (OT)	86-91
Nov 26, 1993	Minnesota (1/9)	NYC	W	90-76
Dec 3, 1993	George Washington (4/22)	CHAR	W	87-62
Jan 12, 1994	Georgia Tech (1/17)	A	L	69-89
Feb 3, 1994	Duke (2/1)	H	W	89-78
Mar 5, 1994	Duke (5/2)	A	W	87-77
Dec 3, 1994	Cincinnati (2/10)	CHAR	W	86-76
Dec 8, 1994	Villanova (1/24)	H	W	75-66
Jan 7, 1995	Maryland (1/7)	H	W	100-90
Jan 11, 1995	Georgia Tech (4/22)	H	W	86-75
Jan 14, 1995	Clemson (4/18)	A	W	83-66
Jan 18, 1995	Virginia (3/18)	H	W	79-76
Jan 28, 1995	Wake Forest (3/16)	A	W	62-61
Feb 7, 1995	Maryland (1/8)	A	L	73-86
Feb 12, 1995	Georgia Tech (1/18)	A	W	85-81
Feb 19, 1995	Virginia (2/16)	A	L	71-73
Feb 28, 1995	Wake Forest (2/9)	H	L	70-79
Mar 11, 1995	* Maryland (4/10)	GB0	W (OT)	97-92
Mar 12, 1995	* Wake Forest (4/7)	GB0	L (OT)	80-82
Mar 19, 1995	^ Iowa State (4/24)	TAL	W	73-51
Mar 23, 1995	^ Georgetown (2/22)	BIR	W	74-64
Mar 25, 1995	^ Kentucky (4/2)	BIR	W	74-61
Apr 1, 1995	^ Arkansas (4/6)	SEA	L	68-75
Nov 22, 1995	Villanova (20/3)	MAUI	L	75-77
Dec 2, 1995	Stanford (17/16)	CHAR	W	87-63
Jan 14, 1996	Clemson (10/16)	H	W	86-53
Jan 20, 1996	Villanova (10/7)	A	L	56-76
Jan 27, 1996	Wake Forest (11/9)	H	W	65-59
Feb 27, 1996	Wake Forest (19/13)	A	L	60-84
Mar 17, 1996	^ Texas Tech (25/8)	RICH	L	73-92
Nov 22, 1996	Arizona (7/19)	SPR	L	72-83
Jan 4, 1997	Wake Forest (11/2)	A	L	57-81
Jan 8, 1997	Maryland (13/19)	H	L	75-85
Jan 26, 1997	Clemson (19/2)	H	W	61-48
Jan 29, 1997	Duke (19/12)	A	L	73-80
Feb 19, 1997	Wake Forest (12/4)	H	W	74-60
Feb 22, 1997	Maryland (12/14)	A	W	93-81
Feb 26, 1997	Clemson (8/12)	A	W	76-69
Mar 2, 1997	Duke (8/7)	H	W	91-85
Mar 8, 1997	* Wake Forest (5/8)	GB0	W	86-73
Mar 15, 1997	^ Colorado (4/24)	W-S	W	73-56
Mar 21, 1997	^ Louisville (4/25)	SY	W	97-74
Mar 29, 1997	^ Arizona (4/15)	INDY	L	58-66
Nov 27, 1997	UCLA (4/7)	AN	W	109-68
Nov 29, 1997	Purdue (4/6)	AN	W	73-69
Dec 13, 1997	Princeton (2/22)	H	W	50-42
Dec 20, 1997	Florida State (1/17)	A	W	81-73
Jan 3, 1998	Clemson (1/21)	A	W	73-70
Jan 24, 1998	Florida State (2/20)	H	W	103-55
Feb 5, 1998	Duke (2/1)	H	W	97-73
Feb 14, 1998	Maryland (1/24)	H	W	85-67
Feb 28, 1998	Duke (3/1)	A	L	75-77
Mar 7, 1998	* Maryland (4/20)	GB0	W (OT)	83-73
Mar 8, 1998	* Duke (4/1)	GB0	W	83-68
Mar 19, 1998	^ Michigan State (1/16)	GB0	W	73-58
Mar 21, 1998	^ Connecticut (1/6)	GB0	W	75-64
Mar 28, 1998	^ Utah (1/7)	SA	L	59-65
Nov 25, 1998	Purdue (9/14)	NYC	W	54-47
Nov 27, 1998	Stanford (9/3)	NYC	W	57-49
Jan 2, 1999	Clemson (9/14)	H	W	69-53
Jan 13, 1999	Maryland (9/5)	H	L	76-89
Jan 27, 1999	Duke (10/2)	A	L	77-89
Feb 13, 1999	Maryland (12/7)	A	L	64-81
Feb 27, 1999	Duke (14/1)	H	L	61-81
Mar 6, 1999	* Maryland (15/5)	CHAR	W	86-79
Mar 7, 1999	* Duke (15/1)	CHAR	L	73-96

Date	Opponent (UNC/Oppt Rank)	Place	W-L	Score
Nov 26, 1999	Purdue (4/24)	MAUI	W	90-75
Dec 1, 1999	Michigan State (2/8)	H	L	76-86
Dec 8, 1999	Cincinnati (7/1)	CHI	L	68-77
Dec 21, 1999	Indiana (6/20)	ERNJ	L	73-82
Jan 27, 2000	Maryland (-/22)	H	W	75-63
Feb 3, 2000	Duke (-/3)	H	L (OT)	86-90
Feb 26, 2000	Maryland (-/19)	A	L	73-81
Mar 4, 2000	Duke (-/4)	A	L	76-90
Mar 19, 2000	^ Stanford (-/3)	BIR	W	60-53
Mar 24, 2000	^ Tennessee (-/11)	AUS	W	74-69
Mar 26, 2000	^ Tulsa (-/18)	AUS	W	59-55
Apr 3, 2000	^ Florida (-/13)	INDY	L	59-71
Nov 29, 2000	Michigan State (6/3)	A	L	64-77
Jan 6, 2001	Wake Forest (13/4)	H	W	70-69
Jan 10, 2001	Maryland (9/14)	A	W	86-83
Jan 24, 2001	Virginia (5/13)	H	W	88-81
Feb 1, 2001	Duke (4/2)	A	W	85-83
Feb 6, 2001	Wake Forest (1/19)	A	W	80-74
Feb 10, 2001	Maryland (1/13)	H	W	96-82
Feb 25, 2001	Virginia (2/9)	A	L	66-86
Mar 4, 2001	Duke (4/2)	H	L	81-95
Mar 11, 2001	* Duke (6/3)	ATL	L	53-79
Dec 8, 2001	Kentucky (-/11)	A	L	59-79
Dec 22, 2001	St. Joseph's (-/15)	CHAR	W	92-76
Jan 5, 2002	Wake Forest (-/23)	H	L	62-84
Jan 9, 2002	Maryland (-/4)	A	L	79-112
Jan 12, 2002	Virginia (-/7)	H	L	67-71
Jan 31, 2002	Duke (-/1)	H	L	58-87
Feb 6, 2002	Wake Forest (-/19)	A	L	66-90
Feb 10, 2002	Maryland (-/3)	H	L	77-92
Feb 12, 2002	Virginia (-/10)	A	L	63-73
Mar 3, 2002	Duke (-/3)	A	L	65-91
Mar 8, 2002	* Duke (-/3)	CHAR	L	48-60
Nov 27, 2002	Kansas (-/2)	NYC	W	67-56
Dec 3, 2002	Illinois (12/25)	A	L	65-92
Dec 7, 2002	Kentucky (12/18)	H	L	81-98
Jan 18, 2003	Connecticut (-/6)	H	W	68-65
Jan 22, 2003	Maryland (-/12)	H	L	66-81
Feb 2, 2003	Wake Forest (-/17)	H	L	75-79
Feb 5, 2003	Duke (-/9)	A	L	74-83
Feb 22, 2003	Maryland (-/13)	A	L	56-96
Mar 5, 2003	Wake Forest (-/9)	A	L	60-75
Mar 9, 2003	Duke (-/10)	H	W	82-79
Mar 14, 2003	* Maryland (-/14)	GB0	W	84-72
Mar 15, 2003	* Duke (-/12)	GB0	L	63-75
Dec 2, 2003	Illinois (10/11)	GB0	W	88-81
Dec 20, 2003	Wake Forest (4/14)	H	L (3OT)	114-119
Jan 3, 2004	Kentucky (9/8)	A	L	56-61
Jan 11, 2004	Georgia Tech (12/8)	H	W	103-88
Jan 17, 2004	Connecticut (9/1)	H	W	86-83
Feb 5, 2004	Duke (17/1)	H	L (OT)	81-83
Feb 7, 2004	Wake Forest (17/16)	A	W	79-73
Feb 10, 2004	Georgia Tech (14/15)	A	L	77-88
Feb 29, 2004	NC State (12/14)	A	W	71-64
Mar 6, 2004	Duke (14/3)	A	L	65-70
Mar 12, 2004	* Georgia Tech (16/14)	GB0	L	82-83
Mar 20, 2004	^ Texas (18/12)	DEN	L	75-78
Dec 4, 2004	Kentucky (9/8)	H	W	91-78
Jan 8, 2005	Maryland (3/22)	H	W	109-75
Jan 12, 2005	Georgia Tech (3/8)	H	W	91-69
Jan 15, 2005	Wake Forest (3/4)	A	L	82-95
Feb 9, 2005	Duke (2/7)	A	L	70-71
Feb 13, 2005	Connecticut (2/19)	A	W	77-70
Mar 6, 2005	Duke (2/6)	H	W	75-73
Mar 25, 2005	^ Villanova (2/19)	SY	W	67-66
Mar 27, 2005	^ Wisconsin (2/20)	SY	W	88-82
Apr 2, 2005	^ Michigan State (2/15)	STL	W	87-71
Apr 4, 2005	^ Illinois (2/1)	STL	W	75-70
Nov 29, 2005	Illinois (-/12)	H	L	64-68
Dec 3, 2005	Kentucky (-/10)	A	W	83-79
Jan 7, 2006	NC State (25/13)	H	W	82-69
Jan 25, 2006	Boston College (-/20)	H	L	74-81
Feb 7, 2006	Duke (23/2)	H	L	83-87
Feb 22, 2006	NC State (21/15)	A	W	95-71
Mar 4, 2006	Duke (13/1)	A	W	83-76
Mar 11, 2006	* Boston College (10/11)	GB0	L	82-85
Nov 24, 2006	Tennessee (2/22)	NYC	W	101-87
Nov 29, 2006	Ohio State (7/3)	H	W	98-89
Jan 17, 2007	Clemson (4/19)	A	W	77-55
Jan 27, 2007	Arizona (4/17)	A	W	92-64
Feb 7, 2007	Duke (5/16)	A	W	79-73
Feb 17, 2007	Boston College (4/17)	A	W	77-72
Mar 4, 2007	Duke (8/14)	H	W	86-72
Mar 23, 2007	^ USC (4/23)	ERNJ	W	74-64
Mar 25, 2007	^ Georgetown (4/8)	ERNJ	L (OT)	84-96

Date	Opponent (UNC/Oppt Rank)	Place	W-L	Score
Jan 6, 2008	Clemson (1/19)	A	W (OT)	90-88
Feb 6, 2008	Duke (3/2)	H	L	78-89
Mar 8, 2008	Duke (1/6)	A	W	76-68
Mar 16, 2008	* Clemson (1/22)	CHAR	W	86-81
Mar 27, 2008	^ Washington State (1/21)	CHAR	W	68-47
Mar 29, 2008	^ Louisville (1/13)	CHAR	W	83-73
Apr 5, 2008	^ Kansas (1/4)	SA	L	66-84
Nov 26, 2008	Notre Dame (1/8)	MAUI	W	102-87
Dec 3, 2008	Michigan State (1/13)	DET	W	98-63
Jan 11, 2009	Wake Forest (3/4)	A	L	89-92
Jan 21, 2009	Clemson (5/10)	H	W	94-70
Feb 11, 2009	Duke (3/6)	A	W	101-87
Mar 8, 2009	Duke (2/7)	H	W	79-71
Mar 14, 2009	* Florida State (1/22)	ATL	L	70-73
Mar 21, 2009	^ LSU (2/21)	GBO	W	84-70
Mar 27, 2009	^ Gonzaga (2/10)	MEM	W	98-77
Mar 29, 2009	^ Oklahoma (2/7)	MEM	W	72-60
Apr 4, 2009	^ Villanova (2/11)	DET	W	83-69
Apr 6, 2009	^ Michigan State (2/8)	DET	W	89-72
Nov 19, 2009	Ohio State (6/15)	NYC	W	77-73
Dec 1, 2009	Michigan State (10/9)	H	W	89-82
Dec 5, 2009	Kentucky (10/5)	A	L	66-68
Dec 19, 2009	Texas (10/2)	DAL	L	90-103
Jan 13, 2010	Clemson (12/24)	A	L	64-83
Jan 16, 2010	Georgia Tech (12/20)	H	L	71-73
Feb 10, 2010	Duke (-/8)	H	L	54-64
Mar 6, 2010	Duke (-/4)	A	L	50-82
Nov 30, 2010	Illinois (-/20)	A	L	67-79
Dec 4, 2010	Kentucky (-/10)	H	W	75-73
Dec 18, 2010	Texas (-/22)	GBO	L	76-78
Feb 9, 2011	Duke (25/5)	A	L	73-79
Mar 5, 2011	Duke (13/4)	H	W	81-67
Mar 13, 2011	* Duke (6/5)	GBO	L	58-75
Mar 20, 2011	^ Washington (7/23)	CHAR	W	86-83
Mar 27, 2011	^ Kentucky (7/11)	NWK	L	69-76
Nov 30, 2011	Wisconsin (5/9)	H	W	60-57
Dec 3, 2011	Kentucky (5/1)	A	L	72-73
Feb 8, 2012	Duke (5/10)	H	L	84-85
Feb 11, 2012	Virginia (5/19)	H	W	70-52
Feb 25, 2012	Virginia (7/25)	A	W	54-51
Mar 3, 2012	Duke (6/4)	A	W	88-70
Mar 11, 2012	* Florida State (4/17)	ATL	L	82-85
Mar 18, 2012	^ Creighton (4/19)	GBO	W	73-65
Mar 25, 2012	^ Kansas (4/5)	EDJ	L	67-80
Nov 27, 2012	Indiana (14/1)	A	L	59-83
Dec 29, 2012	UNLV (-/20)	H	W	79-73
Jan 26, 2013	NC State (-/18)	A	L	83-91
Feb 9, 2013	Miami (-/8)	A	L	61-87
Feb 13, 2013	Duke (-/2)	A	L	68-73
Mar 9, 2013	Duke (-/3)	H	L	53-69
Mar 17, 2013	* Miami (-/9)	GBO	L	77-87
Mar 24, 2013	^ Kansas (-/3)	KC	L	58-70
Nov 24, 2013	Louisville (24/3)	UNCAS	W	93-84
Dec 4, 2013	Michigan State (-/1)	A	W	79-65
Dec 14, 2013	Kentucky (18/11)	H	W	82-77
Jan 11, 2014	Syracuse (-/2)	A	L	45-57
Feb 15, 2014	Pittsburgh (-/25)	H	W	75-71
Feb 20, 2014	Duke (-/5)	H	W	74-66
Mar 8, 2014	Duke (14/4)	A	L	81-93
Mar 23, 2014	^ Iowa State (19/9)	SA	L	83-85
Nov 27, 2014	UCLA (5/22)	BAH	W	78-56
Nov 28, 2014	Florida (5/18)	BAH	W	75-64
Dec 13, 2014	Kentucky (21/1)	A	L	70-84
Dec 20, 2014	Ohio State (24/12)	CHI	W	82-74
Jan 5, 2015	Notre Dame (18/13)	H	L	70-71
Jan 10, 2015	Louisville (18/5)	H	W	72-71
Jan 31, 2015	Louisville (13/10)	A	L (OT)	68-78
Feb 2, 2015	Virginia (12/3)	H	L	64-75
Feb 18, 2015	Duke (15/4)	A	L (OT)	90-92
Mar 7, 2015	Duke (19/3)	H	L	77-84
Mar 12, 2015	* Louisville (19/14)	GBO	W	70-60
Mar 13, 2015	* Virginia (19/3)	GBO	W	71-67
Mar 14, 2015	* Notre Dame (19/11)	GBO	L	82-90
Mar 21, 2015	^ Arkansas (15/21)	JAX	W	87-78
Mar 26, 2015	^ Wisconsin (15/3)	LA	L	72-79
Dec 1, 2015	Maryland (9/2)	H	W	89-81
Dec 19, 2015	UCLA (11/22)	BKLN	W	89-76
Feb 1, 2016	Louisville (2/19)	A	L	65-71
Feb 17, 2016	Duke (5/20)	H	L	73-74
Feb 20, 2016	Miami (5/11)	H	W	96-71
Feb 27, 2016	Virginia (7/3)	A	L	74-79
Mar 5, 2016	Duke (8/17)	A	W	76-72
Mar 12, 2016	* Virginia (7/4)	DC	W	61-57
Mar 25, 2016	^ Indiana (3/14)	PHI	W	101-86
Apr 4, 2016	^ Villanova (3/6)	HOU	L	74-77

Date	Opponent (UNC/Oppt Rank)	Place	W-L	Score
Nov 23, 2016	Wisconsin (4/16)	MAUI	W	71-56
Nov 30, 2016	Indiana (3/13)	A	L	67-76
Dec 17, 2016	Kentucky (7/6)	LV	L	100-103
Jan 14, 2017	Florida State (11/9)	H	W	96-83
Feb 5, 2017	Notre Dame (12/20)	H-GBO	W	83-76
Feb 9, 2017	Duke (8/18)	A	L	78-86
Feb 18, 2017	Virginia (10/14)	H	W	65-41
Feb 22, 2017	Louisville (8/6)	H	W	74-63
Feb 27, 2017	Virginia (5/23)	A	L	43-53
Mar 4, 2017	Duke (5/17)	H	W	90-83
Mar 10, 2017	* Duke (6/14)	BKLN	L	83-93
Mar 24, 2017	^ Butler (5/21)	MEM	W	92-80
Mar 26, 2017	^ Kentucky (5/6)	MEM	W	75-73
Apr 1, 2017	^ Oregon (5/9)	GLEN	W	77-76
Apr 3, 2017	^ Gonzaga (5/2)	GLEN	W	71-65
Nov 26, 2017	Michigan State (9/4)	PORT-MC	L	45-63
Dec 17, 2017	Tennessee (7/20)	A	W	78-73
Jan 3, 2018	Florida State (12/24)	A	L	80-81
Jan 6, 2018	Virginia (12/8)	A	L	49-61
Jan 16, 2018	Clemson (15/20)	H	W	87-79
Jan 30, 2018	Clemson (19/20)	A	L	78-82
Feb 8, 2018	Duke (21/9)	H	W	82-78
March 3, 2018	Duke (9/5)	A	L	64-74
March 8, 2018	Miami (12/24)	BKLN	W	82-65
March 9, 2018	Duke (12/5)	BKLN	W	74-69
March 10, 2018	* Virginia (12/1)	BKLN	L	63-71
Nov 23, 2018	UCLA (7/17)	LV	W	94-78
Nov 28, 2018	Michigan (11/7)	A	L	67-84
Dec 15, 2018	Gonzaga (12/4)	H	W	103-90
Dec 22, 2018	Kentucky (9/19)	CHI	L	72-80
Jan 8, 2019	NC State (12/15)	A	W	90-82
Jan 21, 2019	Virginia Tech (11/10)	H	W	103-82
Feb 2, 2019	Louisville (9/15)	A	W	79-69
Feb 11, 2019	Virginia (8/4)	H	L	61-69
Feb 20, 2019	Duke (8/1)	A	W	88-72
Feb 23, 2019	Florida State (8/16)	H	W	77-59
March 9, 2019	Duke (3/4)	H	W	79-70
March 15, 2019	* Duke (3/5)	CHAR	L	73-74
March 29, 2019	^ Auburn (3/14)	KC	L	80-97
Nov 29, 2019	Oregon (6/11)	BAH	W	78-74
Dec 4, 2019	Ohio State (7/6)	H	L	49-74
Dec 8, 2019	Virginia (7/5)	A	L	47-56
Dec 18, 2019	Gonzaga (-/2)	A	L	81-94
Feb 3, 2020	Florida State (-/8)	A	L	59-65
Feb 8, 2020	Duke (-/7)	H	L (OT)	96-98
Feb 22, 2020	Louisville (-/11)	A	L	55-72
Mar 7, 2020	Duke (-/12)	A	L	76-89
Dec 2, 2020	Texas (14/17)	ASHE	L	67-69
Dec 8, 2020	Iowa (16/3)	A	L	80-93
Feb 13, 2021	Virginia (-/9)	A	L	48-60
Feb 27, 2021	Florida State (-/11)	H	W	78-70
Mar 11, 2021	Virginia Tech (-/22)	GBO	W	81-73
Mar 12, 2021	Florida State (-/15)	GBO	L	66-69
Nov 20, 2021	vs. Purdue (18/6)	UNCAS	L	84-93
Nov 21, 2021	vs. Tennessee (18/17)	UNCAS	L	72-89
Dec 1, 2021	Michigan (-/24)	H	W	72-51
Dec 18, 2021	vs. Kentucky (-/21)	LV	L	69-98
Feb 5, 2022	Duke (-/9)	H	L	67-87
Mar 5, 2022	Duke (-/4)	A	W	94-81
Mar 19, 2022	^ Baylor (-/4)	FW	W (OT)	93-86
Mar 25, 2022	^ UCLA (-/11)	PHI	W	73-66
Apr 2, 2022	^ Duke (-/9)	NO	W	81-77
Apr 4, 2022	^ Kansas (-/3)	NO	L	69-72
Nov 27, 2022	Alabama (1/18)	PORT-VC	L (4 OT)	101-103
Nov 30, 2022	Indiana (18/10)	A	L	65-77
Dec 17, 2022	Ohio State (-/23)	NYC	W (OT)	89-84
Jan 10, 2023	Virginia (-/13)	A	L	58-65
Feb 13, 2023	Miami (-/15)	H	L	72-80
Feb 19, 2023	NC State (-/23)	A	L	69-77
Feb 25, 2023	Virginia (-/6)	H	W	71-63
Mar 9, 2023	* Virginia (-/13)	GBO	L	59-68

Wins over No. 1 in bold italics

UNC Record vs. AP-Ranked Teams: 348-280

Most Games in a Season vs. AP-Ranked Opponents- 17 in 1994-95

Most Wins in a Season vs. AP-Ranked Opponents- 12 in 1992-93, 1994-95 and 1997-98

Most Wins in a Season vs. Top 5 AP-Ranked Opponents- 3 in 1975-76, 1981-82, 2013-14 and 2018-19

Most Wins in a Season vs. Top 10 AP-Ranked Opponents- 8 in 1992-93

* ACC Tournament, ^ NCAA Tournament, # Southern Conference Tournament



LARGEST UPSETS (BASED ON AP POLLS)



UNRANKED CAROLINA DEFEATED A TOP 10 OPPONENT

Date	Opponent (UNC/Oppt Rank)	Place	W-L	Score	Oppt Rank
Dec 4, 2013	Michigan State (-/1)	A	W	79-65	1
Mar 17, 1990	^ Oklahoma (-/1)	AUS	W	79-77	1
Nov 27, 2002	Kansas (-/2)	NYC	W	67-56	2
Jan 4, 1971	South Carolina (-/2)	H	W	79-64	2
Jan 18, 1955	NC State (-/2)	A	W	84-80	2
Mar 19, 2000	^ Stanford (-/3)	BIR	W	60-53	3
Dec 14, 1964	Vanderbilt (-/3)	GBO	W	84-78	3
Mar 19, 2022	^ Baylor (-/4)	FW	W (OT)	93-86	4
Mar 5, 2022	Duke (-/4)	A	W	94-81	4
Feb 20, 2014	Duke (-/5)	H	W	74-66	5
Mar 4, 1990	Duke (-/5)	A	W	87-75	5
Feb 27, 1965	Duke (-/5)	H	W	71-66	5
Feb 25, 2023	Virginia (-/6)	H	W	71-63	6
Jan 18, 2003	Connecticut (-/6)	H	W	68-65	6
Jan 17, 1990	Duke (-/8)	H	W	79-60	8
Jan 9, 1965	Duke (-/8)	A	W	65-62	8
Jan 24, 1953	NC State (-/8)	A	W	70-69	8
Apr 2, 2022	^ Duke	NO	W	81-77	9
Dec 4, 2010	Kentucky (-/10)	H	W	75-73	10
Dec 3, 2005	Kentucky (-/10)	A	W	83-79	10
Mar 9, 2003	Duke (-/10)	H	W	82-79	10

RANKED CAROLINA DEFEATED AN OPPONENT RANKED 10 OR MORE SPOTS HIGHER THAN UNC IN THE POLL

Date	Opponent (UNC/Oppt Rank)	Place	W-L	Score	Rankings Difference
Nov 24, 2013	Louisville (24/3)	UNCAS	W	93-84	-21
Jan 26, 1997	Clemson (19/2)	H	W	61-48	-17
Mar 13, 2015	* Virginia (19/3)	GBO	W	71-67	-16
Jan 22, 1981	Wake Forest (17/3)	A	W	74-60	-14
Jan 12, 1980	Duke (15/1)	A	W	82-67	-14
Jan 10, 2015	Louisville (18/5)	H	W	72-71	-13
Feb 8, 2018	Duke (21/9)	H	W	82-78	-12
Dec 20, 2014	Ohio State (24/12)	CHI	W	82-74	-12
Mar 4, 2006	Duke (13/1)	A	W	83-76	-12
Jan 7, 2006	NC State (25/13)	H	W	82-69	-12
Jan 18, 1989	Duke (13/1)	A	W	91-71	-12
Jan 25, 1975	Maryland (14/2)	A	W	69-66	-12
Jan 8, 1960	Wake Forest (19/8)	GBO	W	62-59	-11
Dec 14, 1955	Alabama (16/5)	H	W	99-77	-11
Mar 6, 1999	* Maryland (15/5)	CHAR	W	86-79	-10
Dec 16, 1978	Michigan State (13/3)	H	W	70-69	-10



J.P. TOKOTO dunks in Carolina's 79-65 win at No. 1 Michigan State on Dec. 4, 2013. It was one of two times unranked UNC has defeated the No. 1 ranked team in the AP poll.

TOP 10 CAROLINA LOST TO AN UNRANKED OPPONENT

Date	Opponent (UNC/Oppt Rank)	Place	W-L	Score	UNC Rank
Nov 25, 2022	Iowa State (1/-)	PORT-VC	L	65-70	1
Nov 21, 2015	Northern Iowa (1/-)	A	L	67-71	1
Nov 26, 2011	UNLV (1/-)	A	L	80-90	1
Jan 4, 2009	Boston College (1/-)	H	L	78-85	1
Jan 19, 2008	Maryland (1/-)	H	L	80-82	1
Jan 13, 2007	Virginia Tech (1/-)	A	L	88-94	1
Feb 18, 2001	Clemson (1/-)	A	L	65-75	1
Feb 21, 1998	NC State (1/-)	H	L	72-86	1
Jan 14, 1998	Maryland (1/-)	A	L (OT)	83-89	1
Jan 4, 1995	NC State (1/-)	A	L	70-80	1
Mar 20, 1994	^ Boston College (1/-)	MD	L	72-75	1
Feb 12, 1994	Georgia Tech (1/-)	H	L	89-96	1
Mar 14, 1993	* Georgia Tech (1/-)	CHAR	L	75-77	1
Dec 5, 1987	Vanderbilt (1/-)	A	L	76-78	1
Feb 1, 1987	Notre Dame (1/-)	A	L	58-60	1
Dec 1, 1986	UCLA (1/-)	A	L	84-89	1
Feb 20, 1986	Maryland (1/-)	H	L (OT)	72-77	1
Jan 30, 1986	Virginia (1/-)	A	L	73-86	1
Mar 22, 1984	^ Indiana (1/-)	ATL	L	68-72	1
Feb 12, 1984	Arkansas (1/-)	PBA	L	64-65	1
Jan 21, 1982	Wake Forest (1/-)	H	L	48-55	1
Feb 21, 1959	Maryland (1/-)	A	L	51-69	1
Feb 6, 2016	Notre Dame (2/-)	A	L	76-80	2
Nov 22, 2006	Gonzaga (2/-)	NYC	L	74-82	2
Mar 12, 2005	* Georgia Tech (2/-)	DC	L	75-78	2
Feb 17, 1994	Clemson (2/-)	A	L	69-77	2
Mar 8, 1987	* NC State (2/-)	MD	L	67-68	2
Jan 27, 1979	Clemson (2/-)	A	L	61-66	2
Jan 14, 1978	Duke (2/-)	A	L	84-92	2
Dec 7, 1977	William & Mary (2/-)	A	L	75-78	2
Dec 6, 1971	Princeton (2/-)	A	L	73-89	2
Mar 1, 1969	Duke (2/-)	A	L	81-87	2
Feb 14, 1969	South Carolina (2/-)	CHAR	L	66-68	2
Dec 28, 1968	St. John's (2/-)	A	L	70-72	2
Feb 11, 1967	Georgia Tech (2/-)	A	L	80-82	2
Dec 12, 2015	Texas (3/-)	A	L	82-84	3
Jan 14, 2012	Florida State (3/-)	A	L	57-90	3
Feb 21, 2009	Maryland (3/-)	A	L (OT)	85-88	3
Feb 2, 2007	NC State (3/-)	A	L	79-83	3
Dec 5, 1998	College of Charleston (3/-)	CHAR	L	64-66	3
Jan 30, 1993	Wake Forest (3/-)	A	L	62-88	3
Feb 1, 1989	Clemson (3/-)	A	L	82-85	3
Jan 28, 1988	Wake Forest (3/-)	A-GBO	L	80-83	3
Feb 19, 1983	NC State (3/-)	A	L	63-70	3
Feb 16, 1983	Maryland (3/-)	A	L	94-106	3
Mar 11, 1979	^ Penn (3/-)	RAL	L	71-72	3



BRADY MANEK made five threes and scored 20 points in a 2022 win at Duke, one of three times when the unranked Tar Heels beat a top-10 team en route to the 2022 national championship game.



BRICE JOHNSON scored 13 points in 24th-ranked Carolina's 93-84 over win over No. 3 Louisville in Uncasville, Conn., on Nov. 24, 2013. That marked the largest spread in a UNC win when both teams were ranked (21 spots).

Date	Opponent (UNC/Oppt Rank)	Place	W-L	Score	UNC Rank
Jan 10, 1979	Wake Forest (3/-)	A	L	56-59	3
Jan 26, 1978	Wake Forest (3/-)	A	L	62-71	3
Nov 27, 1976	Wake Forest (3/-)	GB0	L (OT)	96-97	3
Jan 2, 1976	Wake Forest (3/-)	GB0	L	83-95	3
Jan 25, 1973	Virginia (3/-)	H	L	78-84	3
Jan 22, 1972	Duke (3/-)	A	L	74-76	3
Feb 28, 1968	South Carolina (3/-)	H	L	86-87	3
Mar 1, 1967	South Carolina (3/-)	A	L	57-70	3
Jan 2, 1967	Princeton (3/-)	H	L	81-91	3
Feb 25, 1959	Virginia (3/-)	A	L	68-69	3
Feb 13, 2007	Virginia Tech (4/-)	H	L (OT)	80-81	4
Nov 19, 2004	Santa Clara (4/-)	OAK	L	66-77	4
Jan 19, 1994	Virginia (4/-)	A	L	77-81	4
Feb 22, 1992	NC State (4/-)	H	L	94-99	4
Feb 19, 1992	Virginia (4/-)	A	L	73-86	4
Nov 30, 1990	South Carolina (4/-)	CHAR	L	74-76	4
Mar 7, 1986	* Maryland (4/-)	GB0	L	75-85	4
Feb 2, 1979	Furman (4/-)	CHAR	L	70-83	4
Jan 19, 1977	NC State (4/-)	A	L	73-75	4
Mar 6, 1976	* Virginia (4/-)	MD	L	62-67	4
Mar 24, 1967	^ Dayton (4/-)	LOU	L	62-76	4
Feb 18, 1967	Clemson (4/-)	CHAR	L	88-92	4
Dec 20, 2017	Wofford (5/-)	H	L	75-79	5
Nov 26, 2014	Butler (5)	BAH	L	66-74	5
Feb 25, 2007	Maryland (5/-)	A	L	87-89	5
Mar 2, 1994	Wake Forest (5/-)	A	L	61-68	5
Dec 15, 1991	Florida State (5/-)	H	L	74-86	5
Mar 1, 1989	Georgia Tech (5/-)	A	L	74-76	5
Mar 12, 1983	* NC State (5/-)	ATL	L (OT)	94-91	5
Feb 29, 1972	NC State (5/-)	A	L	84-85	5
Jan 7, 1956	Wake Forest (5/-)	A	L	71-76	5
Nov 20, 2009	Syracuse (6/-)	NYC	L	71-87	6
Mar 18, 2001	^ Penn State (6/-)	NO	L	74-82	6
Dec 2, 2000	Kentucky (6/-)	H	L	76-93	6
Dec 23, 1999	Louisville (6/-)	A	L	80-97	6
Jan 7, 1989	Iowa (6/-)	H	L	97-98	6
Jan 3, 1981	Kansas (6/-)	KC	L	55-56	6
Dec 30, 1980	Minnesota (6/-)	LA	L	60-76	6
Feb 3, 1978	Furman (6/-)	CHAR	L	83-89	6
Feb 21, 1973	Miami (Ohio) (6/-)	H	L	92-102	6
Feb 8, 1961	South Carolina (6/-)	A	L	82-89	6
Nov 22, 2018	Texas (7/-)	LV	L	89-92	7
Jan 22, 2004	Florida State (7/-)	A	L (OT)	81-90	7
Dec 22, 1998	Georgia Tech (7/-)	A	L	64-66	7
Jan 27, 1991	Georgia Tech (7/-)	H	L	86-88	7
Mar 24, 1985	^ Villanova (7/-)	BIR	L	44-56	7
Dec 30, 1984	Missouri (7/-)	HON	L	76-81	7
Feb 5, 1970	Wake Forest (7/-)	A	L	85-88	7
Jan 17, 1970	Wake Forest (7/-)	H	L	90-91	7
Nov 21, 2010	Vanderbilt (8/-)	PR	L	65-72	8
Nov 19, 2010	Minnesota (8/-)	PR	L	67-72	8
Mar 1, 2007	Georgia Tech (8/-)	A	L	77-84	8

Feb 3, 1996	NC State (8/-)	A	L	75-78	8
Jan 11, 1992	Notre Dame (8/-)	NYC	L	76-88	8
Jan 15, 1989	Virginia (8/-)	A	L	83-106	8
Feb 20, 1980	NC State (8/-)	A	L	50-63	8
Feb 23, 1978	NC State (8/-)	A	L	67-72	8
Jan 3, 1975	Duke (8/-)	GB0	L (OT)	96-99	8
Mar 16, 1974	~ Purdue (8/-)	NYC	L	71-82	8
Mar 8, 1973	* Wake Forest (8/-)	GB0	L (OT)	52-54	8
Feb 27, 2018	Miami (9/-)	H	L	88-91	9
Jan 28, 2017	Miami (9/-)	A	L	62-77	9
Dec 31, 2016	Georgia Tech (9/-)	A	L	63-75	9
Nov 20, 2012	Butler (9/-)	MAUI	L	71-82	9
Jan 4, 2010	College of Charleston (9/-)	A	L (OT)	79-82	9
Jan 14, 2004	Maryland (9/-)	A	L	84-90	9
Dec 29, 1998	California (9/-)	A	L	71-78	9
Feb 6, 1991	NC State (9/-)	A	L	91-97	9
Jan 20, 1980	Maryland (9/-)	H	L	86-92	9
Mar 10, 1959	^ Navy (9/-)	NYC	L	63-76	9
Mar 18, 2018	^ Texas A&M (10/-)	CHAR	L	65-86	10
Jan 27, 2018	NC State (10/-)	H	L (OT)	91-95	10
Jan 22, 2018	Virginia Tech (10/-)	A	L	69-80	10
Mar 19, 2006	^ George Mason (10/-)	DAY	L	60-65	10
Jan 10, 1996	Georgia Tech (10/-)	A	L	77-80	10
Mar 1, 1992	Maryland (10/-)	A	L	80-82	10
Jan 22, 1992	NC State (10/-)	A	L	88-99	10
Dec 6, 1980	Wake Forest (10/-)	GB0	L	71-82	10
Feb 29, 1980	* Duke (10/-)	GB0	L	61-75	10
Mar 2, 1978	* Wake Forest (10/-)	GB0	L	77-82	10
Feb 1, 1975	Clemson (10/-)	A	L	72-80	10
Feb 14, 1970	Georgia Tech (10/-)	CHAR	L	95-104	10
Jan 9, 1963	Wake Forest (10/-)	A	L	70-78	10

UNC LOST TO A RANKED OPPONENT WHEN UNC WAS RANKED 10 OR MORE SPOTS HIGHER IN THE POLL

Date	Opponent (UNC/Oppt Rank)	Place	W-L	Score	Rankings Difference
Mar 14, 2009	* Florida State (1/22)	ATL	L	70-73	+21
Feb 23, 1986	NC State (1/20)	A	L	65-76	+19
Feb 27, 2017	Virginia (5/23)	A	L	43-53	+18
Nov 27, 2022	Alabama (1/18)	PORT-VCL (4 OT)	L	101-103	+17
Feb 1, 2015	Louisville (2/19)	A	L	65-71	+17
Nov 24, 1993	Massachusetts (1/18)	NYC	L (OT)	86-91	+17
Jan 12, 1994	Georgia Tech (1/17)	A	L	69-89	+16
Nov 20, 1982	St. John's (3/19)	SPR	L (OT)	74-78	+16
Feb 16, 1972	Maryland (3/19)	A	L (OT)	77-79	+16
Feb 17, 2016	Duke (5/20)	H	L	73-74	+15
Mar 10, 1984	* Duke (1/16)	GB0	L	75-77	+15
Jan 29, 1977	Clemson (4/19)	A	L	73-93	+15
Dec 16, 1960	Kansas State (5/20)	A	L	69-77	+15
Dec 13, 1960	Kentucky (5/20)	GB0	L	65-70	+15
Dec 21, 1999	Indiana (6/20)	ERNJ	L	73-82	+14
Feb 19, 1995	Virginia (2/16)	A	L	71-73	+14
Mar 20, 1975	^ Syracuse (6/20)	PROV	L	76-78	+14
Jan 15, 1958	NC State (6/20)	H	L (OT)	57-58	+14
Mar 11, 2012	* Florida State (4/17)	ATL	L	82-85	+13
Dec 3, 2002	Illinois (12/25)	A	L	65-92	+13
Feb 12, 1978	Providence (7/20)	A	L	59-61	+13
Jan 3, 2018	Florida State (12/24)	A	L	80-81	+12
Jan 13, 2010	Clemson (12/24)	A	L	64-83	+12
Nov 22, 1996	Arizona (7/19)	SPR	L	72-83	+12
Feb 27, 1992	Florida State (10/22)	A	L	96-110	+12
Nov 27, 1982	Missouri (3/15)	STL	L	60-64	+12
Mar 2, 1956	* Wake Forest (8/20)	RAL	L	56-77	+12
Mar 29, 2019	^ Auburn (3/14)	KC	L	80-97	+11
Mar 29, 1997	^ Arizona (4/15)	INDY	L	58-66	+11
Feb 13, 1983	Villanova (1/12)	H	L	53-56	+11
Dec 22, 2018	Kentucky (9/19)	CHI	L	72-80	+10
Feb 9, 2017	Duke (8/18)	A	L	78-86	+10
Nov 30, 2016	Indiana (3/13)	A	L	67-76	+10
Dec 20, 2003	Wake Forest (4/14)	H	L (3 OT)	114-119	+10
Mar 27, 1983	^ Georgia (8/18)	SYR	L	77-82	+10

* ACC Tournament
 ^ NCAA Tournament
 ~ NIT



TAR HEELS IN THE PROS



***Anthony, Cole** — Orlando 2020-
***Barnes, Harrison** — Golden State 2012-16; Dallas 2016-19; Sacramento 2019-
***Black, Leaky** — Charlotte 2023-
Bradley, Dudley — Indiana 1979-81; Phoenix 1981-82; Chicago 1982-83; Washington 1984-86; Milwaukee 1986-87; New Jersey 1987-88; Atlanta 1988-89
***Bradley, Tony** — Utah 2017-20; Detroit 2020; Philadelphia 2021; Oklahoma City 2021; Chicago 2021-23
Brennan, Pete — New York 1958-59
Brown, Larry — New Orleans (ABA) 1967-68; Oakland (ABA) 1968-69; Washington Capitols (ABA) 1969-70; Virginia Squires (ABA) 1970-71; Denver (ABA) 1970-72
Bucknall, Steve — Los Angeles Lakers 1989-90
***Bullock, Reggie** — Los Angeles Clippers 2013-14; Phoenix 2014-15; Detroit 2015-19; L.A. Lakers 2019; New York 2019-21; Dallas 2021-23; San Antonio 2023-
Bunting, Bill — Carolina (ABA) 1969-70; New York Nets (ABA) 1969-70; Virginia (ABA) 1970-72
Carter, Vince — Toronto 1998-2004; New Jersey 2004-09; Orlando 2009-10; Phoenix 2010-11; Dallas 2011-14; Memphis 2014-17; Sacramento 2017-18; Atlanta 2018-20
Chamberlain, Bill — Kentucky (ABA) 1972-73; Memphis (ABA) 1972-73; Phoenix 1973-74
Chilcutt, Pete — Sacramento 1991-94; Detroit 1994; Houston 1994-96; Vancouver 1996-99; Utah 1999-2000; Los Angeles Clippers 2000; Cleveland 2000
Crompton, Geff — Denver 1978-79; Portland 1980-81; Milwaukee 1981-82; San Antonio 1982-83; Cleveland 1983-84
Cunningham, Billy — Philadelphia 1965-72; Carolina (ABA) 1972-74; Philadelphia 1974-76
Daugherty, Brad — Cleveland 1986-94
Davis, Ed — Toronto 2010-13; Memphis 2013-14; Los Angeles Lakers 2014-15; Portland 2015-18; Brooklyn 2018-19; Utah 2019-20; Minnesota 2020-21; Cleveland 2021-22
Davis, Hubert — New York 1992-96; Toronto 1996-97; Dallas 1997-2001; Washington 2001-02; Detroit 2002-04; New Jersey 2004
Davis, Walter — Phoenix 1977-1988; Denver 1988-1991; Portland 1991; Denver 1991-92
Dillon, John — Washington 1949-50
Drew II, Larry — Philadelphia 2014-15, 2018; New Orleans 2018
Ellington, Wayne — Minnesota 2009-12; Memphis 2012-13; Cleveland 2013; Dallas 2013-14; L.A. Lakers 2014-15; Brooklyn 2015-16; Miami 2016-2019; Detroit 2019; New York 2019-20; Detroit 2020-21; L.A. Lakers 2021-22
Elston, Darrell — Virginia (ABA) 1974-75; Indiana 1976-77
Felton, Raymond — Charlotte 2005-2010; New York 2010-11; Denver 2011; Portland 2011-12; New York 2012-14; Dallas 2014-16; Los Angeles Clippers 2016-17; Oklahoma City 2017-19
Ford, Phil — Kansas City 1978-1982; New Jersey 1982; Milwaukee 1982-83; Houston 1983-84
Forte, Joseph — Boston 2001-02; Seattle 2002-2003
Fox, Rick — Boston 1991-97; Los Angeles Lakers 1997-2004
Glamack, George — Akron 1941-42 (NBL); Rochester 1945-47 (NBL); Indianapolis Kautskys 1947-48 (NBL); Hammond 1948-49 (NBL); Indianapolis Jets 1948-49 (NBL)
***Green, Danny** — Cleveland 2009-10; San Antonio 2010-18; Toronto 2018-19; L.A. Lakers 2019-20; Philadelphia 2020-22; Memphis 2022-23; Cleveland 2023; Philadelphia 2023
Grubar, Dick — Indiana (ABA) 1969-70
Hairston, P.J. — Charlotte 2014-16; Memphis 2016
Hansbrough, Tyler — Indiana 2009-13; Toronto 2013-15; Charlotte 2015-16
Haywood, Brendan — Washington 2001-2010; Dallas 2010-12; Charlotte 2012-14; Cleveland 2014-15
Henson, John — Milwaukee 2012-18; Cleveland 2018-20; Detroit 2020
Hicks, Isaiah — N.Y. Knicks 2017-19
***Jackson, Justin** — Sacramento 2017-19; Dallas 2019-20; Oklahoma City 2020-21; Milwaukee 2021; Phoenix 2022; Boston 2022-23
Jamison, Antawn — Golden State 1998-2003; Dallas 2003-04; Washington 2004-2010; Cleveland 2010-12; L.A. Lakers 2012-13; L.A. Clippers 2013-14
Johnson, Brice — Los Angeles Clippers 2016-18; Memphis 2018
***Johnson, Cameron** — Phoenix 2019-23; Brooklyn 2023-
Jones, Bobby — Denver (ABA) 1974-76; Denver (NBA) 1976-78; Philadelphia, 1978-86
Jordan, Michael — Chicago 1984-93, 1995-98; Washington 2001-03
Karl, George — San Antonio (ABA) 1973-76; San Antonio (NBA) 1976-78
Kearns, Tommy — Syracuse 1958-59
***Kessler, Walker** — Utah 2022-

Kuester, John — Kansas City 1977-78; Denver 1978-79; Indiana 1979-80
Kupchak, Mitch — Washington 1976-1981; Los Angeles Lakers 1981-86
LaGarde, Tom — Denver 1977-78; Seattle 1978-80; Dallas 1980-82; New Jersey 1984
Larese, York — Chicago Packers 1961; Philadelphia Warriors 1961-62
Lawson, Ty — Denver 2009-15; Houston 2015-16; Indiana 2016; Sacramento 2016-17; Washington 2018
Lebo, Jeff — San Antonio 1989
Lewis, Bobby — San Francisco 1967-70; Cleveland 1970-71
***Little, Nassir** — Portland 2019-23; Phoenix 2023-
Lynch, George — Los Angeles Lakers 1993-96; Vancouver 1996-98; Philadelphia 1998-2001; Charlotte/New Orleans 2001-05
Marshall, Kendall — Phoenix 2012-13; Los Angeles Lakers 2013-14; Milwaukee 2014-15; Philadelphia 2015-16
May, Sean — Charlotte 2005-09; Sacramento 2009-10
McAdoo, Bob — Buffalo 1972-1976; New York 1976-79; Boston 1979; Detroit 1979-81; New Jersey 1981; Los Angeles Lakers 1981-1985; Philadelphia 1986
McAdoo, James Michael — Golden State 2014-17; Philadelphia 2017-18
McCants, Rashad — Minnesota 2005-09; Sacramento 2009
McInnis, Jeff — Denver 1996; Washington 1999; Los Angeles Clippers 2000-2002; Portland 2002-2004; Cleveland 2004-2005; New Jersey 2005-07; Charlotte 2007-08
McKinney, Horace (Bones) — Washington (BAA) 1946-49; Washington (NBA) 1949-50; Boston 1950-52
Miller, Bill — Chicago Stags (BAA) 1948-49; St. Louis Bombers (BAA) 1949
Miller, Larry — Los Angeles Stars (ABA) 1968-69; Carolina (ABA) 1969-72; San Diego (ABA) 1972-73; Virginia (ABA) 1973-74; Utah (ABA) 1974
Moe, Doug — New Orleans (ABA) 1967-68; Oakland (ABA) 1968-69; Carolina (ABA) 1969-70; Virginia (ABA) 1970-72
Montross, Eric — Boston 1994-96; Dallas 1996-97; New Jersey 1997; Philadelphia 1997; Detroit 1997-2001; Toronto 2001-2002
Nagy, Fred (Fritz) — Indianapolis (BAA) 1948-49
Nance, Pete — Cleveland 2023-
Ndiaye, Makhtar — Vancouver 1999
Noel, David — Milwaukee 2006-07
O'Koren, Mike — New Jersey 1980-86; Washington 1986-87; New Jersey 1987-88
Paige, Marcus — Charlotte 2017-18
Perkins, Sam — Dallas 1984-90; Los Angeles Lakers 1990-93; Seattle 1993-98; Indiana 1998-2001
Phelps, Derrick — Sacramento 1995
Pinson, Theo — Brooklyn 2018-20; N.Y. Knicks 2020-21; Dallas 2021-
Popson, Dave — Los Angeles Clippers 1988-89; Miami 1989; Boston 1990-91; Milwaukee 1992
Previs, Steve — Carolina (ABA) 1972-73
Reid, J.R. — Charlotte 1989-92; San Antonio 1992-96; New York 1996; Charlotte 1997-99; Los Angeles Lakers 1999; Milwaukee 1999-2000; Cleveland 2000
Rosenbluth, Lennie — Philadelphia Warriors 1957-59
Rozier, Clifford — Golden State 1994-96; Orlando 1996-97; Toronto 1997; Minnesota 1997
Salvadori, Kevin — Sacramento 1996-98
Scott, Charlie — Virginia (ABA) 1970-72; Phoenix 1972-75; Boston 1975-77; Los Angeles Lakers 1977-78; Denver 1978-80
Shaffer, Lee — Syracuse 1961-63; Philadelphia 1963-64
***Sharpe, Day'Ron** — Brooklyn 2021-
Smith, Kenny — Sacramento 1987-90; Atlanta 1990; Houston 1990-96; Detroit 1996; Orlando 1996-97; Denver 1997
Stackhouse, Jerry — Philadelphia 1995-97; Detroit 1997-2002; Washington 2002-04; Dallas 2004-09; Milwaukee 2010; Miami 2010; Atlanta 2011-12; Brooklyn 2012-13
Stephenson, Alex — L.A. Clippers 2016; Memphis 2016
Wallace, Rasheed — Washington 1995-96; Portland 1996-2004; Atlanta 2004; Detroit 2004-09; Boston 2009-2010; New York 2012-13
Washington, Donald — Denver (ABA) 1974-75; Utah (ABA) 1975
Wear, David — Sacramento 2015
Wear, Travis — N.Y. Knicks 2014-15; L.A. Lakers 2018
Wenstrom, Matt — Boston 1993-94
***White, Coby** — Chicago 2019-
Williams, Jawad — Cleveland 2008-11
Williams, Marvin — Atlanta 2005-2012; Utah 2012-14; Charlotte 2014-20; Milwaukee 2020
Williams, Scott — Chicago 1990-94; Philadelphia 1994-99; Milwaukee 1999-2001; Denver 2001-02; Phoenix 2002-04; Dallas 2004; Cleveland 2004-2005

Williams, Shammond — Atlanta 1998-99; Seattle 1999-2002; Boston 2002-2003; Denver 2003; Orlando 2003-04; New Orleans 2004; Los Angeles Lakers 2006-07

Wolf, Joe — Los Angeles Clippers 1987-90; Denver 1990-92; Boston 1992; Portland 1992-93; Charlotte 1994-95; Orlando 1995-96; Milwaukee 1996-97; Denver 1997-98; Charlotte 1999

Wood, Al — Atlanta 1981-82; San Diego 1982-83; Seattle 1983-86; Dallas 1986-87

Worthy, James — Los Angeles Lakers 1982-94

Wright, Brandon — Golden State Warriors 2007-11; New Jersey 2011; Dallas 2011-14; Boston 2014-15; Phoenix 2015; Memphis 2015-18; Houston 2018

Wuycik, Dennis — Carolina (ABA) 1972-74; St. Louis (ABA) 1974-75

Yonakor, Rich — San Antonio 1982

Zeller, Tyler — Cleveland 2012-14; Boston 2014-17; Brooklyn 2017-18; Milwaukee 2018; Atlanta 2019; Memphis 2019; San Antonio 2020

NBA ADMINISTRATION, COACHES

Brown, Larry: Head Coach: Denver (ABA) 1974-76; Denver (NBA) 1976-79; New Jersey 1981-83; San Antonio 1988-1992; Los Angeles Clippers 1992-93; Indiana 1993-97; Philadelphia 1997-2003; Detroit 2003-2005; New York 2005-06; Charlotte 2008-2011

Cunningham, Billy: Head Coach: Philadelphia 1977-1985; Part-Owner: Miami 1988-95

Davis, Walter: Advance Scout: Washington 2000-04

***Ellington, Wayne:** Player Development Coach: Miami 2023-

Ford, Phil: Assistant Coach: Detroit 2004-2005; New York 2005-07; Charlotte 2007-2011

Hanners, Dave: Advance Scout/Assistant Coach: Philadelphia 2000-03; Assistant Coach: Detroit 2003-2005; New York 2005-08; Charlotte 2008-2011; New Orleans 2011-15

***Jamison, Antawn:** Director of Pro Personnel, Washington Wizards, 2019-

***Jordan, Michael:** Part Owner & President: Washington Wizards 2000-03; Managing Member of Basketball Operations: Charlotte Bobcats 2006-2010; Governor: Charlotte Bobcats/Hornets 2010-23; Minority Owner: Charlotte Hornets 2023-

Karl, George: Assistant Coach: San Antonio 1978-80; Director of Player Acquisition: Cleveland 1983-84; Head Coach: Cleveland 1984-86; Golden State 1986-88; Seattle 1991-98; Milwaukee 1998-2003; Denver 2005-13; Head Coach: Sacramento 2015-16

Kuester, John: Assistant Coach: Boston 1996-97; Philadelphia 1997-2003; Detroit 2003-04; New Jersey 2004-06; Orlando 2006-07; Cleveland 2007-09; Head Coach: Detroit 2009-2011; Assistant Coach: Los Angeles Lakers 2011-12; Advance Scout 2012-

***Kupchak, Mitch:** Assistant General Manager: Los Angeles Lakers 1986-92; General Manager: Los Angeles Lakers 1992-2017; General Manager: Charlotte 2018-

Larese, York: Head Coach: New York Nets (ABA) 1969-70

Lebo, Jeff: Assistant Coach, Greensboro (G-League), 2019

McAdoo, Bob: Assistant Coach: Miami 1995-2014

McGuire, Frank: Head Coach: Philadelphia Warriors 1961-62

McKinney, Bones: Head Coach: Washington 1950-51; Boston 1950-52

Moe, Doug: Assistant Coach: Carolina (ABA) 1972-74; Denver (ABA) 1974-76, 1979-80; Head Coach: San Antonio 1976-80; Denver 1980-90; Philadelphia 1992-93; Assistant Coach: Denver 2005-09

***Noel, David:** Assistant Coach, Capital City (G-League), 2020-

O'Koren, Mike: Assistant Coach: New Jersey 1999-2003; Washington 2003-09; Philadelphia, 2009-2010

Perkins, Sam: Vice President of Player Relations: Indiana 2008-2010

***Peterson, Buzz:** Director of Player Personnel: Charlotte 2007-09; Senior Adviser, Director of Operations: Charlotte 2015-18; Assistant General Manager: Charlotte 2018-

Simmons, Jackson: Asst. Video Coordinator: Charlotte 2017-21; Video Coordinator: Charlotte, 2021-

Sullivan, Pat: Video Coordinator: Detroit 2003-2004; Assistant Coach: Detroit 2004-2005; New Jersey 2005-08; Detroit 2008-12; Scout: Washington 2012-13; Assistant Coach: Washington 2013-16; Los Angeles Clippers 2016-18; New York 2018-20; Minnesota 2020-21

Wallace, Rasheed: Assistant Coach: Detroit 2013-14

Walsh, Donnie: Assistant Coach: Denver 1978-81; Indiana 1984-86; General Manager: Indiana 1985-88; President: Indiana 1988-2003; CEO, 2003-08; President: New York 2008-11; President: Indiana, 2012-13; Consultant: Indiana, 2013-20

***Williams, Marvin:** Player Development: Charlotte, 2022-

Williams, Scott: Assistant Coach: Milwaukee 2013-14

Wolf, Joe: Assistant Coach: Milwaukee 2008-13; New Jersey 2014-17; G-League Head Coach: Charlotte 2018-20

Coaches, administrators or players who played at least one regular-season game in either the NBA (1947-present), the ABA (1968-76) the Basketball Association of America (1947-49) or the National Basketball League (1938-49).

TAR HEELS ON NBA CHAMPIONSHIP TEAMS

Name	Affiliation	Season	Team
Billy Cunningham (1)	Player	1966-67	Philadelphia 76ers
Charlie Scott (1)	Player	1975-76	Boston Celtics
Mitch Kupchak	Player	1977-78	Washington Bullets
Tommy LaGarde (1)	Player	1978-79	Seattle SuperSonics
Mitch Kupchak	Player	1981-82	Los Angeles Lakers
Bob McAdoo	Player	1981-82	Los Angeles Lakers
Bobby Jones (1)	Player	1982-83	Philadelphia 76ers
Mitch Kupchak (3)	Player	1984-85	Los Angeles Lakers
Bob McAdoo (2)	Player	1984-85	Los Angeles Lakers
James Worthy	Player	1984-85	Los Angeles Lakers
James Worthy	Player	1986-87	Los Angeles Lakers
James Worthy (3)	Player	1987-88	Los Angeles Lakers
Michael Jordan	Player	1990-91	Chicago Bulls
Scott Williams	Player	1990-91	Chicago Bulls
Michael Jordan	Player	1991-92	Chicago Bulls
Scott Williams	Player	1991-92	Chicago Bulls
Michael Jordan	Player	1992-93	Chicago Bulls
Scott Williams (3)	Player	1992-93	Chicago Bulls
Kenny Smith	Player	1993-94	Houston Rockets
Pete Chilcutt (1)	Player	1994-95	Houston Rockets
Kenny Smith (2)	Player	1994-95	Houston Rockets
Michael Jordan	Player	1995-96	Chicago Bulls
Michael Jordan	Player	1996-97	Chicago Bulls
Michael Jordan (6)	Player	1997-98	Chicago Bulls
Rick Fox	Player	1999-00	Los Angeles Lakers
Rick Fox	Player	2000-01	Los Angeles Lakers
Rick Fox (3)	Player	2001-02	Los Angeles Lakers
Rasheed Wallace (1)	Player	2003-04	Detroit Pistons
Brendan Haywood (1)	Player	2010-11	Dallas Mavericks
Danny Green	Player	2013-14	San Antonio Spurs
Harrison Barnes (1)	Player	2014-15	Golden State Warriors
James M McAdoo	Player	2014-15	Golden State Warriors
James M McAdoo (2)	Player	2016-17	Golden State Warriors
Danny Green	Player	2018-19	Toronto Raptors
Danny Green (3)	Player	2019-20	Los Angeles Lakers
Justin Jackson (1)	Player	2020-21	Milwaukee Bucks

Name	Affiliation	Season	Team
Billy Cunningham (1)	Head Coach	1982-83	Philadelphia 76ers
Mitch Kupchak	Asst. GM	1986-87	Los Angeles Lakers
Mitch Kupchak	Asst. GM	1987-88	Los Angeles Lakers
Mitch Kupchak	General Manager	1999-00	Los Angeles Lakers
Mitch Kupchak	General Manager	2000-01	Los Angeles Lakers
Mitch Kupchak	General Manager	2001-02	Los Angeles Lakers
Larry Brown (1)	Head Coach	2003-04	Detroit Pistons
Dave Hanners (1)	Assistant Coach	2003-04	Detroit Pistons
John Kuester (1)	Assistant Coach	2003-04	Detroit Pistons
Pat Sullivan (1)	Video Coordinator	2003-04	Detroit Pistons
Bob McAdoo	Assistant Coach	2005-06	Miami Heat
Mitch Kupchak	General Manager	2008-09	Los Angeles Lakers
Mitch Kupchak (7)	General Manager	2009-10	Los Angeles Lakers
Bob McAdoo	Assistant Coach	2011-12	Miami Heat
Bob McAdoo (3)	Assistant Coach	2012-13	Miami Heat

PLAYERS WITH NCAA CHAMPIONSHIPS AND NBA TITLES

James Worthy – 1982 UNC; 1985, 1987, 1988 L.A. Lakers
Michael Jordan – 1982 UNC; 1991, 1992, 1993, 1996, 1997, 1998 Chicago
Danny Green – 2009 UNC; 2014 San Antonio; 2019 Toronto; 2020 L.A. Lakers
Justin Jackson – 2017 UNC; 2021 Milwaukee

PLAYERS WHO HAVE WON NBA CHAMPIONSHIPS ON THREE TEAMS

Danny Green	San Antonio, Toronto, Los Angeles Lakers
Robert Horry	Houston, Los Angeles Lakers, San Antonio
LeBron James	Miami, Cleveland, Los Angeles Lakers
John Salley	Detroit, Chicago, Los Angeles Lakers

NBA CHAMPIONSHIPS BY ACC SCHOOLS (PLAYERS ONLY)

School	Players	Championships	Players w/3 or More Titles
UNC	18	36	6
Louisville	10	12	0
Duke	7	9	0
Wake Forest	6	10	1
Notre Dame	6	9	1
NC State	6	8	0
Virginia	6	7	0
Georgia Tech	4	8	1
Syracuse	4	4	0
Florida State	3	6	1
Miami	3	5	1
Boston College	3	3	0
Clemson	2	5	1



TAR HEELS BY NBA TEAM



COBY WHITE was the first Tar Heel selected by the Bulls in the first round since Michael Jordan.

ATLANTA HAWKS

Tyler Zeller	2019
Vince Carter	2018-20
Jerry Stackhouse	2011-12
Marvin Williams	2005-12
Rasheed Wallace	2004
Shammond Williams	1998-99
Kenny Smith	1990
Dudley Bradley	1988-89
Al Wood	1981-82

BOSTON CELTICS

Justin Jackson	2022-23
Tyler Zeller	2014-17
Brandan Wright	2014-15
Rasheed Wallace	2009-10
Shammond Williams	2002-03
Joseph Forte	2001-02
Eric Montross	1994-96
Matt Wenstrom	1993-94
Joe Wolf	1992
Rick Fox	1991-97
Dave Popson	1990-91
Bob McAdoo	1979
Charlie Scott	1975-77
Bones McKinney	1950-52

BROOKLYN/NEW JERSEY NETS

Cameron Johnson	2023-
Day/Ron Sharpe	2021-
Theo Pinson	2018-20
Ed Davis	2018-19
Tyler Zeller	2017-18
Wayne Ellington	2015-16
Jerry Stackhouse	2012-13
Brandan Wright	2011
Jeff McInnis	2005-07
Vince Carter	2004-09
Hubert Davis	2004
Eric Montross	1997
Dudley Bradley	1987-88
Tom LaGarde	1984
Phil Ford	1982
Bob McAdoo	1981
Mike O'Koren	1980-86, 1987-88

CHARLOTTE HORNETS/BOBCATS

Marcus Paige	2017-18
Tyler Hansbrough	2015-16

Marvin Williams	2014-20
P.J. Hairston	2014-16
Brendan Haywood (Bobcats)	2012-14
Jeff McInnis (Bobcats)	2007-08
Raymond Felton (Bobcats)	2005-10
Sean May (Bobcats)	2005-09
Joe Wolf (Hornets)	1994-95, 1999
J.R. Reid (Hornets)	1989-92, 1997-99

CHICAGO BULLS

Tony Bradley	2021-23
Coby White	2019-
Scott Williams	1990-94
Michael Jordan	1984-93, 1996-98
Dudley Bradley	1982-83

CLEVELAND CAVALIERS

Pete Nance	2023-
Ed Davis	2021-22
John Henson	2018-20
Brendan Haywood	2014-15
Wayne Ellington	2013
Tyler Zeller	2012-14
Antawn Jamison	2010-12
Danny Green	2009-10, 2023
Jawad Williams	2008-11
Jeff McInnis	2004-05
Scott Williams	2004-05
Pete Chilcutt	2000
J.R. Reid	2000
Brad Daugherty	1986-94
Geff Crompton	1983-84
Bobby Lewis	1970-71

DALLAS MAVERICKS

Theo Pinson	2021-
Reggie Bullock	2021-23
Justin Jackson	2019-20
Harrison Barnes	2016-19
Raymond Felton	2014-16
Wayne Ellington	2013-14
Vince Carter	2011-14
Brandan Wright	2011-14
Brendan Haywood	2010-12
Jerry Stackhouse	2004-09
Scott Williams	2004
Antawn Jamison	2003-04
Hubert Davis	1997-2001
Eric Montross	1996-97
Al Wood	1986-87
Sam Perkins	1984-90
Tom LaGarde	1980-82

DENVER NUGGETS

Raymond Felton	2011
Ty Lawson	2009-15
Shammond Williams	2003
Scott Williams	2001-02
Kenny Smith	1997
Jeff McInnis	1996
Walter Davis	1988-91, 91-92
Joe Wolf	1990-92, 1997-98
Charlie Scott	1978-80
Geff Crompton	1978-79
John Kuester	1978-79
Tom LaGarde	1977-78
Bobby Jones	1976-78

DETROIT PISTONS

John Henson	2020
Wayne Ellington	2019, 2020-21
Reggie Bullock	2015-19
Rasheed Wallace	2004-09
Hubert Davis	2002-04
Jerry Stackhouse	1997-2002
Eric Montross	1997-2001
Kenny Smith	1996
Pete Chilcutt	1994
Bob McAdoo	1979-81



KENNY SMITH won NBA championships with the Houston Rockets in 1994 and 1995. He scored in double figures in Game 7 of the 1994 NBA Finals vs. the New York Knicks.

GOLDEN STATE/SAN FRANCISCO/PHILADELPHIA WARRIORS

James Michael McAdoo	2014-17
Harrison Barnes	2012-16
Brandan Wright	2007-11
Antawn Jamison	1998-2003
Clifford Rozier	1994-96
Bobby Lewis (SF)	1967-70
York Larese (PHIL)	1961-62
Lennie Rosenbluth (PHIL)	1957-59

HOUSTON ROCKETS

Reggie Bullock	2023-
Brandan Wright	2018
Ty Lawson	2015-16
Pete Chilcutt	1994-96
Kenny Smith	1990-96
Phil Ford	1983-84

INDIANA PACERS

Ty Lawson	2016
Tyler Hansbrough	2009-13
Sam Perkins	1998-2001
Dudley Bradley	1979-81
John Kuester	1979-80
Darrell Elston	1976-77

LOS ANGELES/SAN DIEGO CLIPPERS (BUFFALO BRAVES)

Brice Johnson	2016-18
Raymond Felton	2016-17
Alex Stepheson	2016
Reggie Bullock	2013-14
Antawn Jamison	2013-14
Jeff McInnis	2000-02
Pete Chilcutt	2000
Dave Popson	1988-89
Joe Wolf	1987-90
Al Wood (SD)	1982-83
Bob McAdoo (BUFF)	1972-76



DANNY GREEN is one of five Tar Heels to win an NBA championship as a Los Angeles Laker, joining Rick Fox, Mitch Kupchak, Bob McAdoo and James Worthy.

LOS ANGELES LAKERS

Wayne Ellington	2014-15, 2021-22
Danny Green	2019-20
Reggie Bullock	2019
Travis Wear	2018
Ed Davis	2014-15
Kendall Marshall	2013-14
Antawn Jamison	2012-13
Shammond Williams	2006-07
J.R. Reid	1999
Rick Fox	1997-2004
George Lynch	1993-96
Sam Perkins	1990-93
Steve Bucknall	1989-90
James Worthy	1982-94
Mitch Kupchak	1981-86
Bob McAdoo	1981-85
Charlie Scott	1977-78

MEMPHIS/VANCOUVER GRIZZLIES

Danny Green	2022-23
Tyler Zeller	2019
Brice Johnson	2018
P.J. Hairston	2016
Alex Stepheson	2016
Brandan Wright	2015-18
Vince Carter	2014-17
Ed Davis	2013-14
Wayne Ellington	2012-13
Makhtar Ndiaye (VAN)	1999
Pete Chilcutt (VAN)	1996-99
George Lynch (VAN)	1996-98

MIAMI HEAT

Wayne Ellington	2016-19
Jerry Stackhouse	2010
Dave Popson	1989

MILWAUKEE BUCKS

Justin Jackson	2021
Marvin Williams	2020
Tyler Zeller	2018
Kendall Marshall	2014-15
John Henson	2012-18
Jerry Stackhouse	2010
David Noel	2006-07
Scott Williams	1999-2001
J.R. Reid	1999-2000
Joe Wolf	1996-97
Dave Popson	1992
Dudley Bradley	1986-87
Phil Ford	1982-83
Geff Crompton	1981-82

MINNESOTA TIMBERWOLVES

Ed Davis	2020-21
Wayne Ellington	2009-12
Rashad McCants	2005-09
Clifford Rozier	1997

NEW ORLEANS/CHARLOTTE PELICANS/HORNETS

Larry Drew II	2018
Shammond Williams	2004
George Lynch	2001-05

NEW YORK KNICKS

Theo Pinson	2020-21
Reggie Bullock	2019-21
Wayne Ellington	2019-20
Isaiah Hicks	2017-19
Travis Wear	2014-15
Rasheed Wallace	2012-13
Raymond Felton	2010-11, 2012-14
J.R. Reid	1996
Hubert Davis	1992-96
Bob McAdoo	1976-79
Pete Brennan	1958-59

OKLAHOMA CITY THUNDER/SEATTLE SONICS

Tony Bradley	2021
Justin Jackson	2020-21
Raymond Felton (OKC)	2017-19
Joseph Forte (SEA)	2002-03
Shammond Williams (SEA)	1999-2002
Sam Perkins (SEA)	1993-98
Al Wood (SEA)	1983-86
Tom LaGarde (SEA)	1978-80

ORLANDO MAGIC

Cole Anthony	2020-
Vince Carter	2009-10
Shammond Williams	2003-04
Clifford Rozier	1996-97
Kenny Smith	1996-97
Joe Wolf	1995-96

PHILADELPHIA 76ERS (SYRACUSE NATIONALS)

Danny Green	2020-22, 2023
Tony Bradley	2020-21
James Michael McAdoo	2017-18
Kendall Marshall	2015-16
Larry Drew II	2014-15, 2018
George Lynch	1998-2001
Jerry Stackhouse	1995-97
Scott Williams	1994-99
Bob McAdoo	1986
Bobby Jones	1978-86
Billy Cunningham	1965-72, 1974-76
Lee Shaffer (SYR/PHIL)	1961-64
Tommy Kearns (SYR)	1958-59

PHOENIX SUNS

Nassir Little	2019-23
Justin Jackson	2022
Cameron Johnson	2019-23
Brandan Wright	2015
Reggie Bullock	2014-15
Kendall Marshall	2012-13
Vince Carter	2009-10
Scott Williams	2002-04
Dudley Bradley	1981-82
Walter Davis	1977-88
Bill Chamberlain	1973-74
Charlie Scott	1972-75

PORTLAND TRAIL BLAZERS

Nassir Little	2019-23
Ed Davis	2015-18
Raymond Felton	2011-12
Jeff McInnis	2002-04
Rasheed Wallace	1996-2004
Joe Wolf	1992-93
Walter Davis	1991
Geff Crompton	1980-81

SACRAMENTO/KANSAS CITY KINGS

Harrison Barnes	2019-
Justin Jackson	2017-19
Vince Carter	2017-18

Ty Lawson	2016-17
David Wear	2015
Sean May	2009-10
Rashad McCants	2009
Kevin Salvadori	1996-98
Derrick Phelps	1995
Pete Chilcutt	1991-94
Kenny Smith	1987-90
Phil Ford (KC)	1978-82
John Kuester (KC)	1977-78

SAN ANTONIO SPURS

Tyler Zeller	2020
Danny Green	2010-18
J.R. Reid	1992-96
Jeff Lebo	1989
Geff Crompton	1982-83
Rich Yonakor	1982
George Karl	1976-78

TORONTO RAPTORS


Danny Green	2018-19
Tyler Hansbrough	2013-15
Ed Davis	2010-13
Eric Montross	2001-02
Vince Carter	1998-2004
Clifford Rozier	1997
Hubert Davis	1996-97

UTAH JAZZ

Walker Kessler	2022-
Ed Davis	2019-20
Tony Bradley	2017-20
Marvin Williams	2012-14
Pete Chilcutt	1999-2000

WASHINGTON/BALTIMORE WIZARDS/BULLETS (CHICAGO PACKERS/ZEPHYRS)

Ty Lawson	2018
Antawn Jamison	2004-10
Jerry Stackhouse	2002-04
Brendan Haywood	2001-10
Michael Jordan	2001-03
Hubert Davis	2001-02
Jeff McInnis	1999
Rasheed Wallace	1995-96
Mike O'Koren	1986-87
Dudley Bradley	1984-86
Mitch Kupchak	1976-81
York Larese (CHI)	1961
John Dillon (WASH)	1949-50
Bones McKinney (WASH)	1949-50



Hall of Famer **JAMES WORTHY** won three NBA titles as a Laker, earning Finals MVP honors in 1988 when he had 36 points, 16 rebounds and 10 assists in Game 7 vs. the Detroit Pistons.



UNC'S NBA AWARD WINNERS



NBA Most Valuable Player

1974-75	Bob McAdoo	Buffalo Braves
1987-88	Michael Jordan	Chicago Bulls
1990-91	Michael Jordan	Chicago Bulls
1991-92	Michael Jordan	Chicago Bulls
1995-96	Michael Jordan	Chicago Bulls
1997-98	Michael Jordan	Chicago Bulls

NBA Coach of the Year

1987-88	Doug Moe	Denver Nuggets
2000-01	Larry Brown	Philadelphia 76ers

NBA Rookie of the Year

1972-73	Bob McAdoo	Buffalo Braves
1977-78	Walter Davis	Phoenix Suns
1978-79	Phil Ford	Kansas City Kings
1984-85	Michael Jordan	Chicago Bulls
1998-99	Vince Carter	Toronto Raptors

NBA Defensive Player of the Year

1987-88	Michael Jordan	Chicago Bulls
---------	----------------	---------------

NBA Sixth-Man Award

1982-83	Bobby Jones	Philadelphia 76ers
2003-04	Antawn Jamison	Dallas Mavericks


NBA Finals Most Valuable Player

1988	James Worthy	Los Angeles Lakers
1991	Michael Jordan	Chicago Bulls
1992	Michael Jordan	Chicago Bulls
1993	Michael Jordan	Chicago Bulls
1996	Michael Jordan	Chicago Bulls
1997	Michael Jordan	Chicago Bulls
1998	Michael Jordan	Chicago Bulls

All-NBA Team Selections

1968-69	Billy Cunningham	Philadelphia 76ers	First team
1969-70	Billy Cunningham	Philadelphia 76ers	First team
1970-71	Billy Cunningham	Philadelphia 76ers	First team
1971-72	Billy Cunningham	Philadelphia 76ers	Second team
1973-74	Bob McAdoo	Buffalo Braves	Second team
1974-75	Bob McAdoo	Buffalo Braves	First team
1977-78	Walter Davis	Phoenix Suns	Second team
1978-79	Walter Davis	Phoenix Suns	Second team
	Phil Ford	Kansas City Kings	Second team
1984-85	Michael Jordan	Chicago Bulls	Second team
1986-87	Michael Jordan	Chicago Bulls	First team
1987-88	Michael Jordan	Chicago Bulls	First team
1988-89	Michael Jordan	Chicago Bulls	First team
1989-90	Michael Jordan	Chicago Bulls	First team
	James Worthy	Los Angeles Lakers	Third team
1990-91	Michael Jordan	Chicago Bulls	First team
	James Worthy	Los Angeles Lakers	Third team
1991-92	Michael Jordan	Chicago Bulls	First team
	Brad Daugherty	Cleveland Cavaliers	Third team
1992-93	Michael Jordan	Chicago Bulls	First team
1995-96	Michael Jordan	Chicago Bulls	First team
1996-97	Michael Jordan	Chicago Bulls	First team
1997-98	Michael Jordan	Chicago Bulls	First team
1999-00	Vince Carter	Toronto Raptors	Third team
2000-01	Vince Carter	Toronto Raptors	Second team

Totals: 25 All-NBA Team Selections (14 first team, seven second team, four third team)



NBA All-Rookie Team Selections

1965-66	Billy Cunningham	Philadelphia 76ers	First team
1972-73	Bob McAdoo	Buffalo Braves	First team
1976-77	Mitch Kupchak	Washington Bullets	First team
1977-78	Walter Davis	Phoenix Suns	First team
1978-79	Phil Ford	Kansas City Kings	First team
1982-83	James Worthy	Los Angeles Lakers	First team
1984-85	Michael Jordan	Chicago Bulls	First team
	Sam Perkins	Dallas Mavericks	First team
1986-87	Brad Daugherty	Cleveland Cavaliers	First team
1987-88	Kenny Smith	Sacramento Kings	First team
1989-90	J.R. Reid	Charlotte Hornets	Second team
1991-92	Rick Fox	Boston Celtics	Second team
1994-95	Eric Montross	Boston Celtics	Second team
1995-96	Jerry Stackhouse	Philadelphia 76ers	First team
	Rasheed Wallace	Washington Bullets	Second team
1998-99	Vince Carter	Toronto Raptors	First team
	Antawn Jamison	Golden State Warriors	Second team
2005-06	Raymond Felton	Charlotte Bobcats	Second team
	Marvin Williams	Atlanta Hawks	Second team
2012-13	Harrison Barnes	Golden State Warriors	First team
	Tyler Zeller	Cleveland Cavaliers	Second team
2019-20	Coby White	Chicago Bulls	Second team

Totals: 21 All-Rookie Team selections (13 first team, nine second team)
Most All-Rookie Team selections (UNC 22, Kentucky 21, Duke 18, UCLA 12, Arizona 10, Connecticut 10)

NBA All-Defensive Team Selections

1976-77	Bobby Jones	Denver Nuggets	First team
1977-78	Bobby Jones	Denver Nuggets	First team
1978-79	Bobby Jones	Philadelphia 76ers	First team
1979-80	Bobby Jones	Philadelphia 76ers	First team
1980-81	Bobby Jones	Philadelphia 76ers	First team
	Dudley Bradley	Indiana Pacers	Second team
1981-82	Bobby Jones	Philadelphia 76ers	First team

1982-83	Bobby Jones	Philadelphia 76ers	First team
1983-84	Bobby Jones	Philadelphia 76ers	First team
1984-85	Bobby Jones	Philadelphia 76ers	Second team
1987-88	Michael Jordan	Chicago Bulls	First team
1988-89	Michael Jordan	Chicago Bulls	First team
1989-90	Michael Jordan	Chicago Bulls	First team
1990-91	Michael Jordan	Chicago Bulls	First team
1991-92	Michael Jordan	Chicago Bulls	First team
1992-93	Michael Jordan	Chicago Bulls	First team
1995-96	Michael Jordan	Chicago Bulls	First team
1996-97	Michael Jordan	Chicago Bulls	First team
1997-98	Michael Jordan	Chicago Bulls	First team
2016-17	Danny Green	San Antonio Spurs	Second team

Totals: 20 All-Defensive Team Selections (17 first team, three second team)

ABA Most Valuable Player

1972-73	Billy Cunningham	Carolina Cougars
---------	------------------	------------------

ABA Rookie of the Year

1970-71	Charlie Scott	Virginia Squires
---------	---------------	------------------

ABA Coach of the Year

1972-73	Larry Brown	Carolina Cougars
1974-75	Larry Brown	Denver Nuggets
1975-76	Larry Brown	Denver Nuggets

All-ABA Team Selections

Larry Brown (2nd team)
 Billy Cunningham (1st team)
 Bobby Jones (2nd team)
 Doug Moe (1st team, 2nd team)
 Charlie Scott (1st team, 2nd team)

NBA All-Star Game Selections

Player	Number (Years)
Vince Carter	8 (2000, 2001, 2002, 2003, 2004, 2005, 2006, 2007)
Billy Cunningham	4 (1969, 1970, 1971, 1972)
Brad Daugherty	5 (1988, 1989, 1991, 1992, 1993)
Walter Davis	6 (1978, 1979, 1980, 1981, 1984, 1987)
Antawn Jamison	2 (2005, 2008)
Bobby Jones	4 (1977, 1978, 1981, 1982)
Michael Jordan	14 (1985, 1986, 1987, 1988*, 1989, 1990, 1991, 1992, 1993, 1996*, 1997, 1998*, 2002, 2003)
Bob McAdoo	5 (1974, 1975, 1976, 1977, 1978)
Charlie Scott	3 (1973, 1974, 1975)
Lee Shaffer	1 (1963)
Jerry Stackhouse	2 (2000, 2001)
Rasheed Wallace	4 (2000, 2001, 2006, 2008)
James Worthy	7 (1986, 1987, 1988, 1989, 1990, 1991, 1992)

*NBA All-Star Game MVP

ABA All-Star Game Selections

Player	Number (Years)
Larry Brown	3 (1968*, 1969, 1970)
Billy Cunningham	1 (1973)
Bobby Jones	1 (1976)
Doug Moe	3 (1968, 1969, 1970)
Charlie Scott	2 (1971, 1972)

*ABA All-Star Game MVP

NBA Retired Jerseys

Player	Team
Billy Cunningham (player No. 32 and coach)	Philadelphia 76ers
Brad Daugherty (No. 43)	Cleveland Cavaliers
Walter Davis (No. 6)	Phoenix Suns
Bobby Jones (No. 24)	Philadelphia 76ers
Michael Jordan (No. 23)	Chicago Bulls
Doug Moe (coach)	Denver Nuggets
James Worthy (No.42)	Los Angeles Lakers



DANNY GREEN is one of two players in NBA history to start for three different franchises that won NBA titles.



HARRISON BARNES and **JAMES MICHAEL McADOO** won an NBA title with the Golden State Warriors in 2015. McAdoo won a second ring with the Warriors in 2017.



NBA DRAFT PICKS



Year	Player	NBA Team	Round	# Pick	# Overall
1947	Fritz Nagy*	Pittsburgh Ironmen	n/a	n/a	n/a
1948	Hook Dillon	Chicago Stags	n/a	n/a	n/a
1948	Norman Kohler	Indianapolis Olympians	n/a	n/a	n/a
1948	Bob Paxton	Indianapolis Olympians	n/a	n/a	n/a
1957	Lennie Rosenbluth	Philadelphia Warriors	1	6	6
1958	Pete Brennan	New York Knicks	1	4	4
1958	Joe Quigg	New York Knicks	2	4	12
1958	Tommy Kearns	Syracuse Nationals	4	6	29
1960	Lee Shaffer	Syracuse Nationals	1	5	5
1960	Doug Moe	Detroit Pistons	7	4	52
1961	York Laresse	Chicago Packers	2	11	20
1961	Doug Moe	Chicago Packers	2	13	22
1961	Dick Kepley	St. Louis Hawks	11	7	98
1962	Jim Hudock	Philadelphia Warriors	6	7	50
1962	Ken McComb	Philadelphia Warriors	10	6	84
1962	Donnie Walsh	Philadelphia Warriors	11	5	89
1963	Larry Brown	Baltimore Bullets	7	2	55
1965	Billy Cunningham	Philadelphia 76ers	1	4	4
1966	Bob Bennett	New York Knicks	13	1	101
1967	Bobby Lewis	San Francisco Warriors	4	8	39
1967	Mark Mirken	New York Knicks	11	4	117
1968	Larry Miller	Philadelphia 76ers	5	12	62
1969	Bill Bunting	New York Knicks	2	11	26
1969	Dick Grubar	Los Angeles Lakers	6	12	83
1969	Rusty Clark	Detroit Pistons	11	4	145
1970	Charles Scott	Boston Celtics	7	4	106
1971	Lee Dedmon	Los Angeles Lakers	5	13	81
1972	Robert McAdoo	Buffalo Braves	1	2	2
1972	Dennis Wuycik	Boston Celtics	2	14	27
1972	Bill Chamberlain	Golden State Warriors	3	13	43
1972	Steve Previs	Boston Celtics	7	14	111
1972	Kim Huband	Buffalo Braves	13	2	176
1972	Craig Corson	Buffalo Braves	14	2	182
1973	George Karl	New York Knicks	4	14	66
1973	Donn Johnston	Buffalo Braves	18	1	207
1974	Bobby Jones	Houston Rockets	1	5	5
1974	Darrell Elston	Atlanta Hawks	3	7	43
1974	John O'Donnell	New York Knicks	10	14	174
1975	Donald Washington	New York Knicks	5	8	80
1975	Ed Stahl	Kansas City-Omaha Kings	5	13	85
1976	Mitch Kupchak	Washington Bullets	1	13	13
1977	Walter Davis	Phoenix Suns	1	5	5
1977	Tommy LaGarde	Denver Nuggets	1	9	9
1977	John Kuester	Kansas City Kings	3	9	53
1977	Bruce Buckley	San Antonio Spurs	6	15	125
1978	Phil Ford	Kansas City Kings	1	2	2
1978	Geff Crompton	Kansas City Kings	4	4	70
1978	Tom Zaliagiris	Milwaukee Bucks	8	12	164
1979	Dudley Bradley	Indiana Pacers	1	13	13
1980	Mike O'Koren	New Jersey Nets	1	6	6
1980	John Virgil	Golden State Warriors	3	3	49
1980	Rich Yonakor	San Antonio Spurs	3	15	61
1980	Jeff Wolf	Milwaukee Bucks	4	17	86
1980	Dave Colescott	Utah Jazz	7	2	140
1981	Al Wood	Atlanta Hawks	1	4	4
1981	Pete Budko	Dallas Mavericks	5	1	93
1981	Mike Pepper	San Diego Clippers	6	8	123
1982	James Worthy	Los Angeles Lakers	1	1	1
1982	Jimmy Black	New Jersey Nets	3	13	59
1982	Chris Brust	Denver Nuggets	6	16	131
1982	Jeb Barlow	Denver Nuggets	7	15	153
1983	Jimmy Braddock	Denver Nuggets	5	14	107
1984	Michael Jordan	Chicago Bulls	1	3	3
1984	Sam Perkins	Dallas Mavericks	1	4	4
1984	Matt Doherty	Cleveland Cavaliers	6	8	119
1984	Cecil Exum	Denver Nuggets	9	10	194
1985	Buzz Peterson	Cleveland Cavaliers	7	8	147
1986	Brad Daugherty \$	Cleveland Cavaliers	1	1	1
1986	Warren Martin	Cleveland Cavaliers	4	3	73
1986	Steve Hale	New Jersey Nets	4	11	81

NBA DRAFT PICKS BY ROUND

1st Round

Lennie Rosenbluth, 1957
Pete Brennan, 1958
Lee Shaffer, 1960
Billy Cunningham, 1965
Robert McAdoo, 1972
Bobby Jones, 1974
Mitch Kupchak, 1976
Walter Davis, 1977
Tommy LaGarde, 1977
Phil Ford, 1978
Dudley Bradley, 1979
Mike O'Koren, 1980
Al Wood, 1981
James Worthy, 1982
Michael Jordan, 1984
Sam Perkins, 1984
Brad Daugherty, 1986
Kenny Smith, 1987
Joe Wolf, 1987
J.R. Reid, 1989
Rick Fox, 1991
Pete Chilcutt, 1991
Hubert Davis, 1992
George Lynch, 1993
Eric Montross, 1994
Jerry Stackhouse, 1995
Rasheed Wallace, 1995
Antawn Jamison, 1998
Vince Carter, 1998
Brendan Haywood, 2001
Joseph Forte, 2001
Marvin Williams, 2005
Raymond Felton, 2005
Sean May, 2005
Rashad McCants, 2005
Brandan Wright, 2007
Tyler Hansbrough, 2009
Ty Lawson, 2009
Wayne Ellington, 2009
Ed Davis, 2010
Harrison Barnes, 2012
Kendall Marshall, 2012
John Henson, 2012
Tyler Zeller, 2012
Reggie Bullock, 2013
P.J. Hairston, 2014
Brice Johnson, 2016
Justin Jackson, 2017
Tony Bradley, 2017
Coby White, 2019
Cameron Johnson, 2019
Nassir Little, 2019
Cole Anthony, 2020
Day'Ron Sharpe, 2021

2nd Round

Joe Quigg, 1958
York Laresse, 1961
Doug Moe, 1961 (ABA)
Bill Bunting, 1969
Dennis Wuycik, 1972
Jeff McInnis, 1996
Serge Zwikker, 1997
Shammond Williams, 1998
David Noel, 2006
Reyshawn Terry, 2007
Danny Green, 2009
J.P. Tokoto, 2015
Marcus Paige, 2016

Year	Player	NBA Team	Round	# Pick	# Overall
1987	Kenny Smith	Sacramento Kings	1	6	6
1987	Joe Wolf	Los Angeles Clippers	1	13	13
1987	Dave Popson	Detroit Pistons	4	19	88
1987	Curtis Hunter	Denver Nuggets	7	18	156
1989	J.R. Reid	Charlotte Hornets	1	5	5
1991	Rick Fox	Boston Celtics	1	24	24
1991	Pete Chilcutt	Sacramento Kings	1	27	27
1992	Hubert Davis	New York Knicks	1	20	20
1993	George Lynch	Los Angeles Lakers	1	12	12
1994	Eric Montross \$	Boston Celtics	1	9	9
1994	Clifford Rozier**	Golden State Warriors	1	16	16
1995	Jerry Stackhouse \$	Philadelphia 76ers	1	3	3
1995	Rasheed Wallace \$	Washington Bullets	1	4	4
1996	Jeff McInnis	Denver Nuggets	2	8	37
1997	Serge Zwikker	Houston Rockets	2	1	29
1998	Antawn Jamison \$	Toronto Raptors	1	4	4
1998	Vince Carter \$	Golden State Warriors	1	5	5
1998	Shammond Williams	Chicago Bulls	2	5	34
2001	Brendan Haywood	Cleveland Cavaliers	1	20	20
2001	Joseph Forte	Boston Celtics	1	21	21
2005	Marvin Williams \$	Atlanta Hawks	1	2	2
2005	Raymond Felton \$	Charlotte Bobcats	1	5	5
2005	Sean May \$	Charlotte Bobcats	1	13	13
2005	Rashad McCants \$	Minnesota Timberwolves	1	14	14
2006	David Noel	Milwaukee Bucks	2	9	39
2007	Brandan Wright \$	Charlotte Bobcats	1	8	8
2007	Reyshawn Terry	Orlando Magic	2	14	44
2009	Tyler Hansbrough \$	Indiana Pacers	1	13	13
2009	Ty Lawson	Minnesota Timberwolves	1	18	18
2009	Wayne Ellington	Minnesota Timberwolves	1	28	28
2009	Danny Green	Cleveland Cavaliers	2	16	46
2010	Ed Davis \$	Toronto Raptors	1	13	13
2012	Harrison Barnes \$	Golden State Warriors	1	7	7
2012	Kendall Marshall \$	Phoenix Suns	1	13	13
2012	John Henson \$	Milwaukee Bucks	1	14	14
2012	Tyler Zeller	Dallas Mavericks	1	17	17
2013	Reggie Bullock	Los Angeles Clippers	1	25	25
2014	P.J. Hairston	Miami Heat	1	26	26
2015	J.P. Tokoto	Philadelphia 76ers	2	28	58
2016	Brice Johnson	Los Angeles Clippers	1	25	25
2016	Marcus Paige	Brooklyn Nets	2	25	55
2017	Justin Jackson	Portland Trail Blazers	1	15	15
2017	Tony Bradley	Los Angeles Lakers	1	28	28
2019	Coby White \$	Chicago Bulls	1	7	7
2019	Cameron Johnson \$	Minnesota Timberwolves	1	11	11
2019	Nassir Little	Portland Trail Blazers	1	25	25
2020	Cole Anthony	Orlando Magic	1	15	15
2021	Day'Ron Sharpe	Phoenix Suns	1	29	29
2022	Walker Kessler***	Memphis Grizzlies	1	22	22

\$ denotes Lottery Picks (top 7 in 1985, top 3 in 1986-89, top 11 in 1990-95, top 13 in 1996-2003, top 14 in 2004-19)

* Nagy played one season at UNC before World War II then finished his career at Akron

** Rozier played one season at UNC in 1990-91 before transferring to Louisville

*** Kessler played one season at UNC in 2020-21 before transferring to Auburn

NBA First Round Draft Picks

58 – Kentucky
55 – Duke
54 – North Carolina
43 – UCLA
37 – Kansas

NBA Draft Picks, All Rounds

141 – Kentucky
128 – UCLA
119 – North Carolina
109 – Duke
91 – Kansas

NBA First Round Draft Picks (ACC)

55 – Duke
54 – North Carolina
24 – Louisville
24 – Syracuse
21 – Notre Dame
19 – Georgia Tech
16 – NC State
16 – Florida State
15 – Wake Forest
11 – Virginia
10 – Boston College
7 – Clemson
5 – Miami
5 – Pitt
2 – Virginia Tech

Multiple First-Round Picks, ACC Schools

Duke 13 times, UNC 12, Florida State 2, Boston College 1, Georgia Tech 1, Maryland 3, NC State 1, South Carolina 1, Virginia 1, Wake Forest 1

Three or More First-Round Picks, ACC Schools

Duke 6 times
UNC 4 times (2005, 2009, 2012, 2019)

DRAFT PICKS BY ROUND

3rd Round

Bill Chamberlain, 1972
Darrell Elston, 1974
John Kuester, 1977
John Virgil, 1980
Rich Yonaker, 1980
Jimmy Black, 1982

4th Round

Tommy Kearns, 1958
Bobby Lewis, 1967
George Karl, 1973
Geff Crompton, 1978
Jeff Wolf, 1980
Warren Martin, 1986
Steve Hale, 1986
Dave Popson, 1987

5th Round

Larry Miller, 1968
Lee Dedmon, 1971
Donald Washington, 1975
Ed Stahl, 1975
Pete Budko, 1981
Jimmy Braddock, 1983

6th Round

Jim Hudock, 1962
Bruce Buckley, 1977
Dick Grubar, 1969
Mike Pepper, 1981
Chris Brust, 1982
Matt Doherty, 1984

7th Round

Doug Moe, 1960
Larry Brown, 1963
Charlie Scott, 1970
Steve Previs, 1972
Dave Colescott, 1980
Jeb Barlow, 1982
Buzz Peterson, 1985
Curtis Hunter, 1987

8th Round

Tom Zaliagiris, 1978

9th Round

Cecil Exum, 1984

10th Round

Ken McComb, 1962
John O'Donnell, 1974

11th Round

Dick Kopley, 1961
Donnie Walsh, 1962
Mark Mirken, 1967
Rusty Clark, 1969

13th Round

Bob Bennett, 1966
Kim Huband, 1972

14th Round

Craig Corson, 1972

18th Round

Donn Johnston, 1973

Note on draft pick totals

The total number of Tar Heels selected in the NBA Draft (119 through 2022) includes three players who began their college careers at UNC and transferred to another school for whom they played for when selected.

The number of first-round draft picks (54 through 2022) does not include those transfers.



NBA/ABA CAREER STATISTICS



ANTHONY, COLE (Orlando)

The 15th pick in the first round of the 2020 NBA Draft • Has averaged 14.2 points and 4.6 assists in three seasons in Orlando • Started all 103 of 172 games with the Magic • Season-high 28 points at Milwaukee on 3/1/2023 • Career-high 37 points vs. Philadelphia on 5/16/2021 • Scored 20 or more 26 times • Career-best 11 assists vs. Atlanta on 11/15/2021 • Participated in the 2022 NBA Slam Dunk Contest • Ranked 10th in the NBA in free throw percentage (.894) in 2022-23 and was 19th in assists per game (5.7) in 2021-22.

Yrs.	GP-GS	MIN	AVE	FG	FG%	3FG	3FG%	FT	FT%	OFF	DEF	REB	AVG	PF	A	TO	BL	ST	PTS	AVG
2022-23	60-4	1552	25.9	277-610	.454	75-206	.364	152-170	.894	47	241	288	5.0	158	235	91	31	37	781	13.0
3	172-103	4884	28.4	853-2074	.411	265-769	.345	477-554	.861	117	740	857	5.0	427	796	367	66	113	2448	14.2

BARNES, HARRISON (Golden State, Dallas, Sacramento)

Signed a three-year extension with Sacramento in the summer of 2023 • In his 12th season in the NBA • Gold medalist with Team USA in 2016 Summer Olympics • Scored his 11,000th point last season • Has made 1,134 three-pointers, fifth most by a Tar Heel, the seventh-highest three-point percentage (.378) and sixth-best free throw percentage (.811) by a Tar Heel • Averaged 14.2 points in his career • One of five finalists in 2021 for the NBA's first-ever Kareem Abdul-Jabbar Social Justice Champion award • Serves on the board of directors of USA Basketball and is the treasurer and executive committee member of the National Basketball Players Association • Past member of the NBA Foundation's Board of Directors and was one of five players to receive the NBA Cares Community Assist award in 2020 • Averaged 15.0 points for the Kings in 2022-23, his ninth consecutive season averaging double figures • Started all 89 games the Kings played last season, including the playoffs, • Scored a career-high 36 points vs. Portland on 10/20/2021 • One of 20 career 30-point games • Averaged a career-high 19.2 points in 2017 • Starting small forward for the 2016 Golden State Warriors, which set the NBA single-season record with 73 wins, and the 2015 NBA champion Warriors • Only Warrior to start every game in 2015 when Golden State won the NBA title • Scored in double figures 11 times in the 2016 NBA Playoffs, including 18 in Game 3 of the Finals • Scored 24 points in the clinching game of the 2015 Western Conference finals vs. Houston • Seventh pick in the first round in the 2012 NBA Draft (Golden State) • First-team All-Rookie selection in 2013 • Averaged 17.3 points in six games against San Antonio in second round of 2013 NBA Playoffs.

Yrs.	GP-GS	MIN	AVE	FG	FG%	3FG	3FG%	FT	FT%	OFF	DEF	REB	AVG	PF	A	TO	BL	ST	PTS	AVG
2022-23	82-82	2662	32.5	374-791	.473	132-353	.374	350-413	.847	87	279	366	4.5	103	128	86	10	57	1230	15.0
11	829-768	26425	31.9	4174-9171	.455	1134-2997	.378	2314-2855	.811	850	3333	4183	5.0	1289	1504	1016	152	579	11796	14.2

BRADLEY, DUDLEY (Indiana, Phoenix, Chicago, Washington, Milwaukee, New Jersey, Atlanta)

Second-team All-Defense in 1980-81 • Ranked third in steals as a rookie in 1979-80 with 211 and fourth in 1980-81 with 166 • Career-high eight steals as a Washington Bullet against Philadelphia on 11/20/84.

Yrs.	GP-GS	MIN	AVE	FG	FG%	3FG	3FG%	FT	FT%	OFF	DEF	REB	AVG	PF	A	TO	BL	ST	PTS	AVG
9	600-62	10192	17.0	1222-2780	.440	101-345	.293	586-803	.730	317	781	1098	1.8	1220	1147	682	182	940	3131	5.2

BRADLEY, TONY (Utah, Detroit, Philadelphia, Oklahoma City, Chicago)

Averaged 4.4 points and 4.1 rebounds with five teams over six seasons after entering the NBA Draft after his freshman season • Averaged a career-best 7.1 points and 5.7 rebounds in 42 games combined with Philadelphia and OKC in 2020-21 • Career-high 18 points for the 76ers against Golden State on 3/23/2021 • Career-high 15 rebounds • Played his first three seasons with Utah.

Yrs.	GP-GS	MIN	AVE	FG	FG%	3FG	3FG%	FT	FT%	OFF	DEF	REB	AVG	PF	A	TO	BL	ST	PTS	AVG
2022-23	12-0	33	2.8	6-12	.500	3-5	.600	4-4	1.000	1	10	11	0.9	2	1	1	1	1	19	1.6
6	179-18	1994	11.1	346-548	.631	6-12	.500	94-138	.681	277	452	729	4.1	247	90	101	99	42	792	4.4

BRENNAN, PETE (New York)

Scored a career high 11 points against the Minneapolis Lakers on 3/5/59.

Yrs.	GP	MIN	AVE	FG	FG%	3FG	3FG%	FT	FT%	OFF	DEF	REB	AVG	PF	A	TO	BL	ST	PTS	AVG
1	16	136	8.5	13-43	.302	-	-	14-25	.560	-	-	31	1.9	15	6	-	-	-	40	2.5

BROWN, LARRY (ABA- New Orleans, Oakland, Washington, Virginia, Denver)

Led the ABA in assists three times and was seventh in ABA history in assists • Won 1969 ABA championship with the Oakland Oaks • Three-time ABA All-Star and 1968 ABA All-Star Game MVP • Won an NBA title as head coach of the Detroit Pistons in 2004 • Won 1,098 NBA games as a head coach and was the 2002 NBA Coach of the Year.

Yrs.	GP	MIN	AVE	FG	FG%	3FG	3FG%	FT	FT%	OFF	DEF	REB	AVG	PF	A	TO	BL	ST	PTS	AVG
5	376	11309	30.1	1384-3357	.412	48-209	.230	1413-1737	.813	-	-	1005	2.7	1059	2509	1447	-	-	4229	11.2

BUCKNALL, STEVE (Los Angeles Lakers)

Yrs.	GP	MIN	AVE	FG	FG%	3FG	3FG%	FT	FT%	OFF	DEF	REB	AVG	PF	A	TO	BL	ST	PTS	AVG
1	18-0	75	4.2	9-33	.273	0-1	.000	5-6	.833	5	2	7	0.4	10	10	11	1	2	23	1.3

BULLOCK, REGGIE (Los Angeles Clippers, Phoenix, Detroit, Los Angeles Lakers, New York, Dallas, Houston)

First season with the Rockets • Averaged 7.7 points over 10 seasons in the NBA, including the last two with Dallas • Won the NBA's Kareem Abdul-Jabbar Social Justice Champion award in 2022 • Averaged in double figures three times (2017-18, 2018-19 and 2020-21) • Made 38.4% from three-point range and 82.7% from the free throw line • Has the fifth-highest three-point percentage by a Tar Heel • Made 52 three-pointers during the 2022 Playoffs, the most in a season in Mavericks' playoff history • Scored in double figures 23 times last season with a high of 24 at Portland on 1/14/23 when he made 8 of 10 three-pointers • Scored 21 points against Golden State in Game 2 of the 2022 Western Conference finals • Made six three-pointers twice against the Warriors and five in a Game 6 win to stave off elimination against top-seeded Phoenix in the '22 conference semifinals • Helped the Knicks make the NBA Playoffs in 2021 for the first time in nine seasons • Scored 10.9 points per game and led the Knicks in that season in threes per game (2.5) and free throw percentage (.909) • Career-high 33 points for Detroit vs. Minnesota on 12/18/18.

Yrs.	GP	MIN	AVE	FG	FG%	3FG	3FG%	FT	FT%	OFF	DEF	REB	AVG	PF	A	TO	BL	ST	PTS	AVG
2022-23	78-55	2364	30.3	192-470	.409	151-397	.380	26-37	.703	32	251	283	3.6	166	108	36	13	54	561	7.2
10	512-294	12139	23.7	1407-3313	.425	852-2217	.384	277-335	.827	182	1196	1378	2.7	754	632	291	76	306	3943	7.7

BUNTING, BILL (ABA- Carolina, New Jersey, Virginia)

Yrs.	GP	MIN	AVE	FG	FG%	3FG	3FG%	FT	FT%	OFF	DEF	REB	AVG	PF	A	TO	BL	ST	PTS	AVG
3	145	1939	13.4	214-508	.421	0-1	.000	195-247	.789	180	237	417	2.9	274	95	127	-	-	623	4.3

CARTER, VINCE (Toronto, New Jersey, Orlando, Phoenix, Dallas, Memphis, Sacramento, Atlanta)

First NBA player to play in four decades • Retired after the 2019-20 season, his 22nd in the league, an all-time NBA record (Kevin Garnett, Dirk Nowitzki, Robert Parish and Kevin Willis played 21) • Recipient of the NBA's 2019-20 Sportsmanship Award • One of four players in NBA history with 25,000 points and 2,000 three-pointers (with Reggie Miller, Paul Pierce and LeBron James) • Third all-time in games behind Parish and Kareem Abdul-Jabbar • Seventh all-time in three-pointers (2,290) and 20th in points (25,728) • Won the 2016 Twyman-Stokes Award, voted by NBA players, for being the best teammate in the league • Scored the second-most points (behind only Michael Jordan), made the most 3FGs and had the third-most assists by any Tar Heel in NBA history • Eight-time NBA All-Star • 1999 NBA Rookie of the Year, All-NBA second team in 2001, All-NBA third team in 2000 • Top 10 in scoring six times, top 10 in made field goals five times, top 10 in free throws made three times • Led league in all-star fan voting four times • Career high 51 points twice • Made nine three-pointers vs. Memphis in 2006 • Career scoring average of 16.7 (averaged 24.1 his first nine seasons).

Yrs.	GP-GS	MIN	AVE	FG	FG%	3FG	3FG%	FT	FT%	OFF	DEF	REB	AVG	PF	A	TO	BL	ST	PTS	AVG
22	1541-983	46367		9293-21339	.435	2290-6168	.371	4852-6082	.798	1658	4948	6606	4.3	3995	4714	2590	888	1530	25728	16.7

CHAMBERLAIN, BILL (ABA- Kentucky, Memphis; NBA- Phoenix)

Yrs.	GP	MIN	AVE	FG	FG%	3FG	3FG%	FT	FT%	OFF	DEF	REB	AVG	PF	A	TO	BL	ST	PTS	AVG
ABA-1	50	665	13.3	112-282	.397	2-8	.250	36-59	.610	61	57	118	2.4	98	76	58	-	-	262	5.2
NBA-1	28	367	13.1	57-130	.438	-	-	39-56	.696	33	47	80	2.9	74	37	-	12	20	153	5.5

CHILCUTT, PETE (Sacramento, Detroit, Houston, Vancouver, Utah, Cleveland, L.A. Clippers, Atlanta)

Member of 1995 NBA champion Houston Rockets • Played in 20 post-season games and scoring 90 points • Scored a career-high 25 points as a Rocket against Denver on 4/9/95 • Scored in double figures three times in the Rockets' NBA-title run in 1995, including 12 points in Houston's 115-114 win over Phoenix in Game 7 of the Western Conference semifinals.

Yrs.	GP-GS	MIN	AVE	FG	FG%	3FG	3FG%	FT	FT%	OFF	DEF	REB	AVG	PF	A	TO	BL	ST	PTS	AVG
9	584-55	8394	14.4	1044-2366	.441	188-494	.381	218-313	.696	663	1272	1935	3.3	853	488	390	210	267	2494	4.3

CROMPTON, GEF (Denver, Portland, Milwaukee, San Antonio, Cleveland)

Yrs.	GP	MIN	AVE	FG	FG%	3FG	3FG%	FT	FT%	OFF	DEF	REB	AVG	PF	A	TO	BL	ST	PTS	AVG
5	82-1	495	6.0	40-108	.370	0-0	-	19-43	.442	47	92	139	1.7	91	28	43	23	10	99	1.2

CUNNINGHAM, BILLY (NBA- Philadelphia; ABA- Carolina)

Naismith Hall of Famer • Named to the NBA's 50 Greatest Players in the 1990s and 75 Greatest in 2021 • Four-time NBA all-star, ABA all-star, 1973 ABA Most Valuable Player, three-time first-team All-NBA • Member of 1967 NBA champion Philadelphia 76ers as a player and 1983 NBA champion 76ers as the head coach • Top 50 all-time in NBA history in points and rebounds per game • Averaged 20 or more points six times (four times in the NBA) with a career-high 26.1 ppg in 1970 • Averaged a double-double in six consecutive seasons • Also grabbed a career-best 13.1 boards in 1970 • Scored a career-high 50 points against Kareem Abdul-Jabbar and Milwaukee in the Eastern Conference playoffs on 4/1/70 (was 22 for 39 from the floor) • Including playoffs, he scored 40 or more points 11 times in the NBA • Pulled down 20 or more rebounds 25 times in the NBA, including a career-best 27 against Portland on 12/20/70 • Teamed with Wilt Chamberlain and Hal Greer to win the 1967 NBA title • Scored 21 points in series-clinching win over Boston in the Eastern Conference finals (to end the Celtics' eight-year run as NBA champions) and had 26 and 28 points, respectively, in the first two games of the NBA Finals against San Francisco.

Yrs.	GP	MIN	AVE	FG	FG%	3FG	3FG%	FT	FT%	OFF	DEF	REB	AVG	PF	A	TO	BL	ST	PTS	AVG
NBA-9	654	22406	34.3	5116-11467	.446	-	-	3394-4717	.720			6638	10.1	2431	2625	-	-	-	13626	20.8
ABA-2	116	4438	38.3	1024-2120	.483	15-57	.263	621-785	.791	326	1017	1343	11.6	414	680	508	21	275	2684	23.1

DAUGHERTY, BRAD (Cleveland)

NBA All-Star in 1988, 1989, 1991, 1992 and 1993 • Number 43 is retired by the Cleveland Cavaliers • Ranks second in Cavs history in career free throws made, third in points, fourth in field goal percentage and rebounds, fifth in field goals made, seventh in assists and ninth in blocks • Career shortened by back injury • Averaged a career-high 21.6 points in 1990-91 and 21.5 in 1991-92 • NBA All-Rookie team in 1987 • Number one overall pick in 1986 NBA Draft • Scored a career-high 44 points against Larry Bird, Robert Parish and Kevin McHale's Celtics on 4/15/88 • Career-high 24 rebounds against Sacramento on 3/8/91 • Scored 30 or more points 34 times and had four triple-doubles (all points-rebounds-assists) • Won NASCAR's biggest race, the Daytona 500, in 2023 as a car owner.

Yrs.	GP-GS	MIN	AVE	FG	FG%	3FG	3FG%	FT	FT%	OFF	DEF	REB	AVG	PF	A	TO	BL	ST	PTS	AVG
8	548-546	20029	36.5	3823-7189	.532	2-14	.143	2741-3670	.747	1207	4020	5227	9.5	1466	2028	1511	397	422	10389	19.0

DAVIS, ED (Toronto, Memphis, L.A. Lakers, Portland, Brooklyn, Utah, Minnesota, Cleveland)

Played 12 years in the NBA • Shot a career-high 68.8 percent from the field in 2021-22 with Cleveland • In 2018-19, he became the first player in NBA history to average at least eight rebounds in fewer than 18 minutes per game (career-high 8.6 rebounds in 17.9 minutes while playing for Brooklyn) • Career averages of 5.9 points and 6.4 rebounds • Has the sixth-highest rebounding average for any Tar Heel in NBA history • Career-best 20 rebounds against Milwaukee as a Laker in 2015 • Career scoring high is 24 twice • Averaged a career-best 9.7 points per game for Toronto in 2013 • His father, Terry, played 10 seasons in the NBA.

Yrs.	GP-GS	MIN	AVE	FG	FG%	3FG	3FG%	FT	FT%	OFF	DEF	REB	AVG	PF	A	TO	BL	ST	PTS	AVG
12	722-106	13756	19.1	1773-3128	.567	0-4	.000	745-1277	.583	1590	3026	4616	6.4	1749	539	532	566	349	4291	5.9

DAVIS, HUBERT (New York, Dallas, Washington, Detroit, New Jersey)

Is second in NBA history in three-point accuracy (.441) behind only Steve Kerr • Is Dallas's all-time leader in three-point percentage (.454) • Led the NBA in three-point percentage (.491) in 1999-2000 • Averaged in double figures in four seasons with a career-high 11.1 ppg with Dallas in 1997-98 • Shot at least 40 percent from three-point range in eight different seasons, including 49.1 in 2000, 47.6 in 1996 and four other seasons at 45 percent or higher • Played in the 1994 NBA Finals for the Knicks vs. Houston • Scored a career-high 32 points in 1994 vs. Minnesota and 2000 vs. Seattle • Made a career-high seven three-pointers as a Maverick against Seattle on 11/21/2000 • That was one of 24 games in which he made five or more threes.

Yrs.	GP-GS	MIN	AVE	FG	FG%	3FG	3FG%	FT	FT%	OFF	DEF	REB	AVG	PF	A	TO	BL	ST	PTS	AVG
12	685-149	15143	22.1	2108-4600	.458	728-1651	.441	639-763	.837	209	836	1045	1.5	1011	1172	646	44	297	5583	8.2

DAVIS, WALTER (Phoenix, Denver, Portland)

Played 15 seasons in the NBA (11 with Phoenix, which retired his number 6) • NBA All-Star in 1978, 1979, 1980, 1981, 1984 and 1987 • 1978 NBA Rookie of the Year • Suns all-time leading scorer with 15,666 points (Alvan Adams is second with 13,910) • Also first in Suns history in field goals, second in games, third in steals and fourth in assists • Top three in the NBA in free throw percentage three times • Ninth in points per game (24.2) in 1978 and 10th (23.6) in 1979 • Shot 51.1 percent from the floor and 85.1 percent from the free throw line • Averaged double-figures in scoring in each of his 14 seasons • Averaged 20 or more points six times • Scored more than 19,000 career points • Career-high 45 points as a Sun against Utah on 1/15/87 • Scored 30 or more points 106 times and 40 or more 10 times (including the postseason).

Yrs.	GP	MIN	AVE	FG	FG%	3FG	3FG%	FT	FT%	OFF	DEF	REB	AVG	PF	A	TO	BL	ST	PTS	AVG
15	1033	28859	27.9	8118-15871	.511	157-577	.272	3128-3676	.851	889	2164	3053	3.0	2454	3878	2541	133	1280	19521	18.9

DILLON, JOHN "HOOK" (Washington)

Yrs.	GP	MIN	AVE	FG	FG%	3FG	3FG%	FT	FT%	OFF	DEF	REB	AVG	PF	A	TO	BL	ST	PTS	AVG
1	22	-	-	10-55	.182	-	-	16-22	.727	-	-	-	-	19	5	-	-	-	36	1.6

DREW II, LARRY (Philadelphia)

Yrs.	GP	MIN	AVE	FG	FG%	3FG	3FG%	FT	FT%	OFF	DEF	REB	AVG	PF	A	TO	BL	ST	PTS	AVG
1	12	219	18.3	20-58	.345	4-26	.154	2-3	.667	1	14	15	1.3	13	45	25	0	6	46	3.8

ELLINGTON, WAYNE (Minnesota, Memphis, Cleveland, Dallas, L.A. Lakers, Brooklyn, Miami, Detroit, New York, Detroit, L.A. Lakers)

Averaged 8.0 points over 13 NBA seasons • Made 1,214 career three-pointers and scored 6,190 points • Shot 38.2% from three and 84.3% from the free throw line • Played for nine NBA teams, most by any Tar Heel • Shot a career-high 61.5 percent from two-point range for the Lakers in 2021-22 • Averaged 10-plus points in four seasons • In 2017-18, set Miami's single-season record for three-pointers made with 227 and broke the NBA record for most threes in a season by a non-starter • Averaged a career-high 11.2 points for the Heat in 2018, including a career-best 32 points and eight three-pointers on 4/11/18 vs. Toronto.

Yrs.	GP-GS	MIN	AVE	FG	FG%	3FG	3FG%	FT	FT%	OFF	DEF	REB	AVG	PF	A	TO	BL	ST	PTS	AVG
13	770-206	16100	20.9	2233-5441	.410	1214-3175	.382	510-605	.843	238	1405	1643	2.1	884	852	508	66	412	6190	8.0

ELSTON, DARRELL (ABA- Virginia; NBA- Indiana)

Yrs.	GP	MIN	AVE	FG	FG%	3FG	3FG%	FT	FT%	OFF	DEF	REB	AVG	PF	A	TO	BL	ST	PTS	AVG
ABA-1	72	1869	26.0	250-613	.408	3-18	.167	93-123	.756	48	115	163	2.3	166	202	126	9	82	596	8.3
NBA-1	5	40	8.0	2-14	.143	-	-	1-2	.500	1	5	6	1.2	6	2	-	0	1	5	1.0

FELTON, RAYMOND (Charlotte, New York, Denver, Portland, New York, Dallas, L.A. Clippers, Oklahoma City)

Played 14 seasons • Dished out 5,096 career assists, second-most among Tar Heels in NBA history behind only Michael Jordan • One of 13 Tar Heels to score 10,000 or more NBA points • Is the 11th-leading scorer among Tar Heels in NBA history • Averaged 11.2 points and 5.2 assists in 14 seasons • Top 10 in assist average three times • Career highs include 35 points as a Knick vs. Golden State in 2010 and 19 assists as a Bobcat at Indiana in 2006.

Yrs.	GP-GS	MIN	AVE	FG	FG%	3FG	3FG%	FT	FT%	OFF	DEF	REB	AVG	PF	A	TO	BL	ST	PTS	AVG
14	971-659	28829	29.7	4105-9959	.412	925-2813	.329	1718-2175	.790	552	2315	2867	3.0	1870	5096	2008	207	1144	10853	11.2

FORD, PHIL (Kansas City, New Jersey, Milwaukee, Houston)

NBA Rookie of the Year and second-team All-NBA selection in 1979 • Played his first four seasons with the Kansas City Kings • Averaged 15.9 points and 8.6 assists as a rookie in 1978-79, 16.2 and 7.4 in 1979-80 and 17.5 and 8.8 in 1980-81 • Was third in the league in assists per game (8.8) in 1980-81 and fourth (8.6) in 1978-79 • Averaged 11.6 points in seven seasons • Career-high 38 points as a King against the Western Conference champion Rockets on 1/23/81 • Scored 30 or more points 13 times in his career • Career-high 17 assists as a Rocket vs. the Spurs on 1/20/84.

Yrs.	GP	MIN	AVE	FG	FG%	3FG	3FG%	FT	FT%	OFF	DEF	REB	AVG	PF	A	TO	BL	ST	PTS	AVG
7	482	13503	28.0	2128-4560	.467	25-119	.210	1313-1602	.820	161	693	854	1.8	1269	3083	1326	29	589	5594	11.6

FORTE, JOSEPH (Boston, Seattle)

Yrs.	GP-GS	MIN	AVE	FG	FG%	3FG	3FG%	FT	FT%	OFF	DEF	REB	AVG	PF	A	TO	BL	ST	PTS	AVG
2	25-0	125	5.0	11-47	.234	0-6	.000	8-10	.800	5	12	17	0.7	7	17	13	0	6	30	1.2

FOX, RICK (Boston, L.A. Lakers)

Won NBA championships with the Lakers in 2000, 2001 and 2002 • Teammate of Larry Bird, Kevin McHale and Robert Parish in Boston and Kobe Bryant and Shaquille O'Neal in Los Angeles • Played in 111 career playoff games, including four seasons in the NBA Finals • Started all 35 playoff games in helping the Lakers win NBA titles in 2001 and 2002 • Averaged 10.0 and 9.8 points in the playoffs in those two seasons • Had 19 points in Game 1 and 20 points, six rebounds and six assists in the championship-clinching Game 5 in 2001 NBA Finals against Philadelphia • Totaled 13 points, 14 rebounds and seven assists in Game 7 win over Sacramento in the 2002 Western Conference finals • Played six seasons with the Celtics and seven with the Lakers • Averaged double figures in scoring four times with a career-high 15.4 points for Boston in 1997 • Career-high 34 points as a Celtic against the Knicks on 3/7/1997 • Scored 20 or more points 68 times (including post-season).

Yrs.	GP-GS	MIN	AVE	FG	FG%	3FG	3FG%	FT	FT%	OFF	DEF	REB	AVG	PF	A	TO	BL	ST	PTS	AVG
13	930-586	23723	25.5	3382-7519	.450	771-2208	.349	1431-1858	.770	996	2521	3517	3.8	2739	2649	1611	355	967	8966	9.6

GREEN, DANNY (Cleveland, San Antonio, Toronto, L.A. Lakers, Philadelphia, Memphis, Cleveland, Philadelphia)

Has played 14 seasons in the NBA • Re-signed for a second stint with Philadelphia prior to this season • Won three NBA championships (2014 with San Antonio, 2019 with Toronto and 2020 with the L.A. Lakers) • LeBron James and Green are the only two players to start for three different franchises that won NBA titles (Robert Horry and John Salley are the only other players in NBA history to play for three different organizations to win titles) • Is tied with J.R. Smith for fourth in NBA Finals history with 59 career three-pointers • Trails only Stephen Curry (152), Klay Thompson (106) and James (101) • Has made 42.1% from three-point range in 24 NBA Finals games • Has the most made threes of any player in the top 25 in NBA Finals three-point percentage (Ray Allen is second with 55 and Kevin Durant third with 43) • Is ninth in NBA Playoffs history with 315 three-pointers • Averaged 8.7 points and shot 40 percent from three-point range in the regular season in his career • Is 39th in NBA history in three-pointers and 52nd in three-point percentage • Made the second-most three-pointers (1,577) behind Vince Carter and has the second-highest three-point percentage (behind Hubert Davis) by a Tar Heel • Is third in San Antonio history in three-pointers and ninth in blocks.

Tied his career playoff high with seven 3FGs in 2022 against Miami (also made seven vs. Miami in Game 2 of 2013 NBA Finals and Oklahoma City in Game 2 of 2014 Western finals) • Scored in double figures in three of the Lakers' four wins in the 2020 NBA Finals (has 10 double-figure scoring games in the NBA Finals) • Scored 28 points vs. the L.A. Clippers in the 2019-20 season opener, breaking the Lakers' franchise record set in 1975 by Kareem Abdul-Jabbar for most points in his debut game • Started all 89 games, including the postseason, for the Lakers in 2019-20, and all 80 regular-season games and 24 post-season games for the 2019 NBA champion Toronto Raptors • Led Toronto with a career-high 198 threes in 2019 • Made six three-pointers and scored 18 points in Toronto's Game 3 win in the 2019 Finals • Set NBA record in 2019 for most consecutive seasons (8) with 100 three-pointers and 40 blocked shots • Left San Antonio after making the third-most threes (959) and the eighth most blocks (450) in franchise history • Set Spurs single-season record with 191 3FGs in 2015 • Career-high 33 points against Phoenix in 2014 • Starting shooting guard for the 2014 NBA champion Spurs • Started all 23 games in the 2014 postseason and averaged 9.3 points, made a team-high 48 three-pointers and shot 49.1% from the floor, 47.5% from three-point range and 81.8% from the free throw line • Averaged 9.2 points, made 9 of 20 threes and led Spurs with 20 steals in the 2014 NBA Finals vs. Miami • Hit three three-pointers and scored 11 of his 13 points in the fourth quarter in a Game 1 win over Miami in the 2014 Finals • Was 7 for 8 from the floor in Game 3 helping the Spurs shoot NBA Finals record for a half • Averaged 14.0 points, shot 55.1 percent from three-point range and set NBA Finals record with 27 three-pointers made in 2013 vs. the Heat (since broken by Stephen Curry) • Broke Allen's (22) previous Finals 3FG record • Set NBA Finals single-game record in 2013 in Game 2 by making all five of his three-point attempts • Hit seven three-pointers and scored 27 points in Game 3 of the 2013 Finals and made six threes en route to 24 points in Game 5 • Joins James Worthy, Michael Jordan and Justin Jackson as the only Tar Heels with NCAA (2009) and NBA (2014, 2019 and 2020) titles.

Yrs.	GP-GS	MIN	AVE	FG	FG%	3FG	3FG%	FT	FT%	OFF	DEF	REB	AVG	PF	A	TO	BL	ST	PTS	AVG
2022-23	11-0	138	12.5	22-49	.449	16-37	.432	1-1	1.000	3	11	14	1.3	16	6	10	3	6	61	5.5
14	830-709	20881	25.2	2546-6045	.421	1577-3945	.400	535-665	.805	501	2324	2825	3.4	1453	1276	825	634	852	7204	8.7

GRUBAR, DICK (ABA- Indiana)

Yrs.	GP	MIN	AVE	FG	FG%	3FG	3FG%	FT	FT%	OFF	DEF	REB	AVG	PF	A	TO	BL	ST	PTS	AVG
1	2	8	4.0	2-3	.667	0-0	-	0-0	-	0	0	0	0.0	1	1	0	-	-	4	2.0

HAIRSTON, P.J. (Charlotte, Memphis)

Averaged six points per game over two seasons in the NBA • Scored a career high 21 points for Memphis against the Lakers on 2/26/16 • Scored in double figures 23 times.

Yrs.	GP-GS	MIN	AVE	FG	FG%	3FG	3FG%	FT	FT%	OFF	DEF	REB	AVG	PF	A	TO	BL	ST	PTS	AVG
2	111-54	2000	18	232-677	.343	119-404	.295	81-100	.810	47	219	266	2.4	198	59	63	24	53	664	6.0

HANSBROUGH, TYLER (Indiana, Toronto, Charlotte)

Averaged 6.7 points and 4.2 rebounds in seven NBA seasons • Scored a career-high 30 points as a Pacer against the Knicks in 2011 • Played in the playoffs in each of his last six seasons • Scored 22 points against Chicago in Game 1 of 2011 NBA Eastern Conference first round series • Scored 20 or more points 16 times and grabbed 10 or more rebounds 30 times with a high of 14 twice.

Yrs.	GP-GS	MIN	AVE	FG	FG%	3FG	3FG%	FT	FT%	OFF	DEF	REB	AVG	PF	A	TO	BL	ST	PTS	AVG
7	428-50	7233	16.9	947-2156	.439	3-22	.136	984-1333	.738	745	1063	1808	4.2	869	181	319	91	207	2881	6.7

HAYWOOD, BRENDAN (Washington, Dallas, Charlotte, Cleveland)

Played 13 seasons in the NBA, including 2015 with the Cleveland Cavaliers • Played in the postseason eight times, winning an NBA title with Dallas in 2011 • Third in the NBA in offensive rebounds and fourth in blocks in 2010, fifth in offensive boards and 10th in blocks in 2008 • Has 1,109 career blocks • Career highs include 25 points against Chicago in 2008, 20 rebounds twice and seven blocks twice.

Yrs.	GP-GS	MIN	AVE	FG	FG%	3FG	3FG%	FT	FT%	OFF	DEF	REB	AVG	PF	A	TO	BL	ST	PTS	AVG
13	816-549	18680	22.9	2110-3999	.528	0-4	.000	1318-2246	.587	2081	2794	4875	6.0	2043	442	851	1109	320	5538	6.8

HENSON, JOHN (Milwaukee, Cleveland, Detroit)

Played eight seasons in the NBA (first seven with Milwaukee) • Averaged 7.6 points, 5.3 rebounds and 1.4 blocks in eight seasons • Career FG percentage of .540 is the fourth-highest by any Tar Heel with at least 1,000 field goals • Career-high 28 points against Oklahoma City in 2013 and a career-high 25 rebounds and seven blocks against Orlando in 2013 • Became just the fourth NBA player since 1986 to have at least 17 points, 25 rebounds and 7 blocks in one game – the others were Shaquille O’Neal, Dikembe Mutombo and Hakeem Olajuwon.

Yrs.	GP-GS	MIN	AVE	FG	FG%	3FG	3FG%	FT	FT%	OFF	DEF	REB	AVG	PF	A	TO	BL	ST	PTS	AVG
8	445-160	8752	19.7	1438-2661	.540	20-80	.250	487-857	.568	802	1566	2368	5.3	998	496	496	642	211	3383	7.6

HICKS, ISAIAH (New York)

Scored a career-high 15 points for New York against Cleveland on 4/11/18 • Scored in double figures three times in 21 games • Career-high eight rebounds twice.

Yrs.	GP	MIN	AVE	FG	FG%	3FG	3FG%	FT	FT%	OFF	DEF	REB	AVG	PF	A	TO	BL	ST	PTS	AVG
2	21	272	13.0	37-80	.463	2-9	.222	16-23	.696	12	36	48	2.3	50	18	17	7	3	92	4.4

JACKSON, JUSTIN (Sacramento, Dallas, Oklahoma City, Milwaukee, Dallas, Boston, Phoenix)

Played for seven teams since being selected in the first round in 2017 • Played in 23 games for Boston last season • Averaged more than 21 points in each of the last two seasons for the G-League’s Texas Legends • Member of the 2021 NBA champion Milwaukee Bucks • Joined James Worthy, Michael Jordan and Danny Green as only Tar Heels with NCAA and NBA titles • Averaged a career-high 7.2 points in 2018-19 and 2020-21 seasons • Played in 33 games with Oklahoma City before signing with Milwaukee in April 2021 just before the playoffs • Played in one regular-season game (nine points against Chicago) and five playoff games for the Bucks • Scored in double figures nine times for the Thunder, including 20 against Denver and 22 against Milwaukee in back-to-back games in February 2021 • Drafted 15th overall by Sacramento in 2017 • Career-high 28 points against Golden State on 1/5/19 and 11 rebounds vs. Memphis on 10/24/18 • Made career-high five threes twice.

Yrs.	GP-GS	MIN	AVE	FG	FG%	3FG	3FG%	FT	FT%	OFF	DEF	REB	AVG	PF	A	TO	BL	ST	PTS	AVG
2022-23	23-0	107	4.7	7-27	.259	5-20	.250	1-2	.500	2	15	17	0.7	7	9	2	4	4	20	0.9
6	278-61	4886	17.6	638-1508	.423	236-739	.319	164-206	.796	117	537	654	2.4	291	285	118	43	94	1676	6.0

JAMISON, ANTAWN (Golden State, Dallas, Washington, Cleveland, L.A. Lakers, L.A. Clippers, Atlanta)

One of three players in NBA history with 20,000 points, 8,000 rebounds and 1,000 three-pointers with LeBron James, Dirk Nowitzki (Russell Westbrook needs 34 rebounds to become the fourth) • Scored 20,042 points, grabbed 8,157 rebounds and made 1,163 threes (made eight college threes) in 16 seasons • Averaged 20 or more points in five different seasons and with three teams • Averaged 18.5 points and 7.5 rebounds • Two-time NBA All-Star (2005, 2008) • Won the NBA’s Sixth Man Award in 2004 • Top 10 in field goals made three times, including second in 2001, top 10 in rebounding three times, played in the postseason seven times • Scored a career-high 51 points twice (in consecutive games) • One of 50 players with 20,000 career points.

Yrs.	GP-GS	MIN	AVE	FG	FG%	3FG	3FG%	FT	FT%	OFF	DEF	REB	AVG	PF	A	TO	BL	ST	PTS	AVG
16	1083-864	37638	34.8	7679-17024	.451	1163-3365	.346	3521-4860	.724	2557	5600	8157	7.5	1714	1761	1714	421	1048	20,042	18.5

JOHNSON, BRICE (L.A. Clippers)

Spent the first half of the 2017-18 season with the L.A. Clippers, and the second half with Memphis • Injured his back in preseason his rookie season and played in just three games with the Clippers • Was LA’s 25th pick in 2016 NBA Draft.

Yrs.	GP-GS	MIN	AVE	FG	FG%	3FG	3FG%	FT	FT%	OFF	DEF	REB	AVG	PF	A	TO	BL	ST	PTS	AVG
2	21-0	107	5.1	22-49	.476	0-1	.000	3-5	.600	9	22	31	2.0	13	2	5	6	9	43	2.4

JOHNSON, CAMERON (Phoenix, Brooklyn)

Averaged 11.3 points and shooting 39.3% from three-point range in four seasons (three-plus seasons with Phoenix and 25 regular-season games and four in the playoffs last season with Brooklyn) • Signed a four-year \$108 million deal with Brooklyn in the summer of 2023 • Played for Team USA in the 2023 FIBA World Cup • Minnesota selected him (for Phoenix) with the 11th pick in the 2019 Draft • Scoring average has increased in each of his four seasons to a high of 15.5 per game in 2022-23 • Scored 33 points vs. New York and 31 vs. Houston last year after the trade to the Nets • Made five threes and scored 28 points vs. Philadelphia in Game 2 of the 2023 East first round • Fourth in the NBA in three-point field goal percentage in 2021-22 at 42.5% • Finalist for NBA Sixth Man of the Year • Scored a career-high 38 points vs. the Knicks on 3/4/22 (11 for 16 from the floor, 9 of 12 from three and 7 of 8 FTs in just 28 minutes) • Scored in double figures in three of six games vs. Milwaukee in the 2021 NBA Finals and three of the Suns’ four wins over the defending champion L.A. Lakers in the first round that season • Went 3 for 3 from three-point range in the series-clinching win over the Clippers in the ‘21 Western finals • Made 100 threes in fewer games than any Sun in history • Made his 100th in his 54th game, breaking team record previously set by Wesley Person, who did it in 72 games.

Yrs.	GP-GS	MIN	AVE	FG	FG%	3FG	3FG%	FT	FT%	OFF	DEF	REB	AVG	PF	A	TO	BL	ST	PTS	AVG
2022-23	42-41	1199	28.5	223-474	.470	103-255	.404	101-120	.842	34	151	185	4.4	83	78	37	14	50	650	15.5
4	225-77	5621	25.0	881-1969	.447	492-1253	.393	295-350	.843	158	686	844	3.8	369	332	156	66	180	2549	11.3

JONES, BOBBY (ABA– Denver; NBA– Denver, Philadelphia)

Inducted in the Naismith Basketball Hall of Fame in 2019 • Five-time all-star (NBA in 1977, 1978, 1981 and 1982) • NBA Sixth Man of the Year in 1982-83 • Made first-team All-Defensive Team 10 consecutive years (1975-84) • Won NBA title with 76ers in 1983, teaming with Julius Erving and Moses Malone to win the title • Averaged 12 points in the 76ers’ four-game sweep over the Lakers in the 1983 NBA Finals and had 13 points and four steals in Game 4 to clinch the title • Played in the NBA Finals against the Lakers in 1980, 1982 and 1983 • Scored 21 points in Game 5 of the 1982 Finals • Scored in double figures in all seven games in the 1981 Eastern Conference finals and six of the seven games in the 1982 Eastern finals, both against Boston • All-time leader in field goal percentage in ABA (.586) • Led ABA in field goal percentage in 1975 and 1976 and the NBA in 1978 • Career-high 33 points as a 76er against the Celtics on 3/7/79 • Is seventh all-time in steals for both Denver and Philadelphia • Had 18 rebounds as a Nugget against the Lakers on 11/24/76.

Yrs.	GP	MIN	AVE	FG	FG%	3FG	3FG%	FT	FT%	OFF	DEF	REB	AVG	PF	A	TO	BL	ST	PTS	AVG
ABA-2	167	5551	33.2	1039-1774	.586	0-1	.000	402-577	.697	471	1012	1483	8.9	516	634	466	337	337	2480	14.9
NBA-10	774	20177	26.1	3412-6199	.550	0-16	.000	2087-2674	.780	1288	2968	4256	5.5	2104	1888	–	982	1050	8911	11.5

JORDAN, MICHAEL (Chicago, Washington)

Selected ESPN's Greatest Athlete of the 20th Century • Naismith Hall of Famer, six-time NBA Finals MVP, five-time NBA MVP, 1985 NBA Rookie of the Year, 1988 Defensive Player of the Year, 14-time all-star, 11-time All-NBA, nine-time All-Defensive first team, three-time NBA All-Star game MVP • Named to the NBA's 50 Greatest Players in the 1990s and 75 Greatest in 2021 • Led the Chicago Bulls to six championships in six appearances in the NBA Finals • Led league in scoring and field goals 10 times, steals per game three times and player efficiency rating seven times • Ranks No. 1 all-time in points per game (30.1) and player efficiency rating • Two-time Olympic gold medalist (1984 and 1992) • The third pick in the 1986 NBA Draft • Played 13 seasons with the Bulls and his final two years with the Washington Wizards • Averaged 20 or more points in all 15 seasons, 25 or more 13 times and 30 or more points eight times (including seven consecutive years from 1987-1993) • Averaged a career-best 37.1 points in 1987 • Averaged 33.4 points in 179 career post-season games • Averaged 30 or more points in 12 of 13 post-seasons with the Bulls (29.3 in his rookie season) with a high of 43.7 over three games against Larry Bird's Celtics in 1986 • In the six seasons the Bulls won the NBA title, he averaged 31.1, 34.5, 35.1, 30.7, 31.1 and 32.4 points in the postseason • First in NBA history in post-season scoring average at 33.5 per game and second in NBA Finals history with 33.6 points over 35 games (behind Rick Barry's 36.3 ppg in 11 games) • Led the Bulls to a 24-11 record in the NBA Finals – won all six NBA titles in less than seven games • One of four Tar Heels with an NBA championship and NCAA title • Has the highest plus/minus in NBA playoff history (+11.1) and the second highest (+9.2) in all games (behind Nikola Jokic) • Governor of the NBA's Charlotte Hornets from 2010-23 • Currently a minority owner of the Hornets.

Yrs.	GP-GS	MIN	AVE	FG	FG%	3FG	3FG%	FT	FT%	OFF	DEF	REB	AVG	PF	A	TO	BL	ST	PTS	AVG
15	1072-1039	41010	38.3	12192-24537	.497	581-1778	.327	7327-8772	.835	1668	5004	6672	6.2	2783	5633	2924	893	2514	32292	30.1

Jordan's NBA Playoff Stats

Yrs.	GP-GS	MIN	AVE	FG	FG%	3FG	3FG%	FT	FT%	OFF	DEF	REB	AVG	PF	A	TO	BL	ST	PTS	AVG
13	179-179	7474	41.8	2188-4497	.487	148-446	.332	1463-1766	.828	305	847	1152	6.4	541	1022	546	158	376	5987	33.4

Jordan's NBA Finals Stats

Yrs.	GP-GS	MIN	AVE	FG	FG%	3FG	3FG%	FT	FT%	OFF	DEF	REB	AVG	PF	A	TO	BL	ST	PTS	AVG
6	35-35	1506	43.0	438-911	.481	42-114	.368	258-320	.806	57	154	211	6.0	103	209	99	23	62	1176	33.6

KARL, GEORGE (ABA– San Antonio; NBA– San Antonio)

Yrs.	GP	MIN	AVE	FG	FG%	3FG	3FG%	FT	FT%	OFF	DEF	REB	AVG	PF	A	TO	BL	ST	PTS	AVG
ABA-3	231	4168	18.0	647-1370	.472	12-54	.222	312-396	.788	101	246	347	1.5	517	744	358	20	221	1618	7.0
NBA-2	33	281	8.5	27-79	.342	–	–	31-44	.705	4	18	22	0.7	42	51	–	0	11	85	2.6

KEARNS, TOMMY (Syracuse)

Yrs.	GP	MIN	AVE	FG	FG%	3FG	3FG%	FT	FT%	OFF	DEF	REB	AVG	PF	A	TO	BL	ST	PTS	AVG
1	1	7		1-11	.000	–	–	0-0	–	–	–	0	0.0	1	0	–	–	–	2	2.0

KUESTER, JOHN (Kansas City, Denver, Indiana)

Played one season each for Kansas City, Denver and Indiana • Averaged a career-best 4.8 points for Kansas City in 1977-78 • Scored a career-high 21 points for the Kings against New Jersey on 12/9/77 • Shot 93% from the free throw line in 1978-79.

Yrs.	GP	MIN	AVE	FG	FG%	3FG	3FG%	FT	FT%	OFF	DEF	REB	AVG	PF	A	TO	BL	ST	PTS	AVG
3	135	1527	11.3	173-405	.427	0-1	.000	105-126	.833	27	114	141	1.0	180	305	122	3	83	451	3.3

KUPCHAK, MITCH (Washington Bullets, L.A. Lakers)

General manager of the Charlotte Hornets • Won NBA titles as a player in 1978 with the Washington Bullets and 1982 and 1985 with the Lakers • Won seven NBA titles as an NBA executive with the Lakers • Played nine seasons, five in Washington and four with the Lakers • Played in four NBA Finals – in 1978 with the Bullets against Seattle (was injured and did not play in 1979 rematch in the Finals and 1982, 1983 with LA against Philadelphia and 1984 vs. the Celtics • Scored 19 points in Game 6 of the 1978 NBA Finals to help force a decisive Game 7 (had 13 points in Game 7 win over Seattle) • NBA All-Rookie Team selection in 1977 • Second in the league in field goal percentage in 1977 (.572) • Averaged double figures in scoring five times with a high of 15.9 ppg in 1977-78 • Averaged 14.3 points and 8.1 rebounds in an injury-shortened season in 1981-82 • Missed all of the next season with a knee injury • Scored 30 or more points seven times, including a career-high 32 points three times, once in the 1977 Playoffs vs. Houston.

Yrs.	GP	MIN	AVE	FG	FG%	3FG	3FG%	FT	FT%	OFF	DEF	REB	AVG	PF	A	TO	BL	ST	PTS	AVG
9	510	9905	19.4	2003-3832	.523	0-5	.000	1196-1698	.704	963	1767	2730	5.4	1117	377	–	176	164	5202	10.2

LAGARDE, TOM (Denver, Seattle, Dallas, New Jersey)

Played six seasons in the NBA, including one apiece for Denver and New Jersey and two for Seattle and Dallas • Scored 1,122 total points • Averaged 13.7 points in 1980-81 with the Mavericks • Scored in double digits 61 times that season • Career-high 8.3 rebounds for Seattle in 1978-79 when the Sonics won the NBA title (was injured in December 1979 and missed the rest of that season) • Career-high 32 points for Seattle against San Antonio on 10/20/1978.

Yrs.	GP	MIN	AVE	FG	FG%	3FG	3FG%	FT	FT%	OFF	DEF	REB	AVG	PF	A	TO	BL	ST	PTS	AVG
6	312	6194	19.9	870-1882	.462	0-2	.000	636-994	.640	504	1089	1593	5.1	860	456	534	131	94	2376	7.6

LARESE, YORK (Chicago Packers, Philadelphia Warriors)

Yrs.	GP	MIN	AVE	FG	FG%	3FG	3FG%	FT	FT%	OFF	DEF	REB	AVG	PF	A	TO	BL	ST	PTS	AVG
1	59	703	11.9	122-327	.373	–	–	58-72	.806	–	–	77	1.3	104	94	–	–	–	302	5.1

LAWSON, TY (Denver, Houston, Indiana, Sacramento, Washington)

Played nine seasons in the NBA • Compiled 6,977 points, 3,316 assists and 636 steals • Was third in the NBA in assists per game in 2014 and 2015 • Averaged a career-high 17.6 points in 2014 • Career-high 37 points against Minnesota in 2011 • Career-high 18 assists against Dallas in 2015 • Averaged 9.9 points and 4.8 assists in 2016-17 with Sacramento.

Yrs.	GP-GS	MIN	AVE	FG	FG%	3FG	3FG%	FT	FT%	OFF	DEF	REB	AVG	PF	A	TO	BL	ST	PTS	AVG
9	551-344	16088	29.2	2496-5424	.460	473-1319	.359	1512-1964	.770	351	1155	1506	2.7	898	3316	1159	52	636	6977	12.7

LEBO, JEFF (San Antonio)

Yrs.	GP-GS	MIN	AVE	FG	FG%	3FG	3FG%	FT	FT%	OFF	DEF	REB	AVG	PF	A	TO	BL	ST	PTS	AVG
1	4-0	32	8.0	2-7	.286	0-0	-	2-2	1.000	2	2	4	1.0	7	3	1	0	2	6	1.5

LEWIS, BOBBY (San Francisco Warriors, Cleveland)

Played three seasons for the San Francisco Warriors and one for Cleveland • Averaged a career-high 7.2 points for the Warriors during the 1969-70 season • Career-high 23 points for San Francisco against Baltimore Bullets on 3/2/1968.

Yrs.	GP	MIN	AVE	FG	FG%	3FG	3FG%	FT	FT%	OFF	DEF	REB	AVG	PF	A	TO	BL	ST	PTS	AVG
4	255	4303	16.9	564-1482	.381	-	-	353-496	.712	-	-	533	2.1	503	555	-	-	-	1481	5.8

LITTLE, NASSIR (Portland)

Averaged 6.0 points in four seasons in Portland • Selected with the 25th pick in the first round of the 2019 NBA Draft by the Blazers • Scored in double figures 14 times last season with a high 28 points vs. Oklahoma City • Averaged a career-high 9.8 points in 2021-22 • Career-high 30 points against Milwaukee on 2/1/21 when he made 11 of 18 from the floor (5 of 7 threes) • Career-best 14 rebounds vs. Houston on 11/12/21.

Yrs.	GP-GS	MIN	AVE	FG	FG%	3FG	3FG%	FT	FT%	OFF	DEF	REB	AVG	PF	A	TO	BL	ST	PTS	AVG
2022-23	54-4	976	18.1	134-303	.442	58-158	.367	33-46	.717	27	114	141	2.6	66	50	36	20	20	359	6.6
4	192-34	3277	17.1	422-936	.451	151-451	.335	166-229	.725	148	465	613	3.2	271	149	109	83	63	1161	6.0

LYNCH, GEORGE (L.A. Lakers, Vancouver, Philadelphia, Charlotte, New Orleans)

Played 12 seasons and totaled more than 5,000 points and almost 4,000 rebounds • Played in the postseason eight times, including the NBA Finals in 2001 with Philadelphia against the Lakers • Started 80 regular-season games that season with the 76ers • Averaged a career-high 9.6 points as a Laker rookie in 1993-94 and as a 76er in 1999-2000, when he also averaged a career-best 7.8 rebounds • Career-high 30 points as a Laker vs. Milwaukee on 3/27/94 and 20 rebounds as a 76er against Orlando on 3/15/99.

Yrs.	GP-GS	MIN	AVE	FG	FG%	3FG	3FG%	FT	FT%	OFF	DEF	REB	AVG	PF	A	TO	BL	ST	PTS	AVG
12	774-420	17682	22.8	2086-4677	.446	146-477	.306	791-1213	.652	1508	2394	3902	5.0	1675	1121	890	258	817	5109	6.6

MARSHALL, KENDALL (Phoenix, L.A. Lakers, Milwaukee, Philadelphia, Milwaukee)

Played four seasons with 779 assists in 160 games • Averaged 4.9 assists per game in less than 20 minutes per contest • Played in 54 games for the Lakers in 2014 and averaged 8.0 points and 8.8 assists • Was second in the NBA (behind only Chris Paul) in assists per game in 2014 • Scored a career-high 20 points in 2014 against Utah and Houston • Career-high 17 assists against Denver and Oklahoma City.

Yrs.	GP-GS	MIN	AVE	FG	FG%	3FG	3FG%	FT	FT%	OFF	DEF	REB	AVG	PF	A	TO	BL	ST	PTS	AVG
4	160-57	3083	19.3	315-789	.399	128-346	.370	44-72	.611	23	230	253	1.6	180	779	285	10	107	802	5.0

MAY, SEAN (Charlotte, Sacramento)

Yrs.	GP-GS	MIN	AVE	FG	FG%	3FG	3FG%	FT	FT%	OFF	DEF	REB	AVG	PF	A	TO	BL	ST	PTS	AVG
4	119-25	1868	15.7	324-708	.458	3-13	.231	170-228	.746	155	326	481	4.0	236	115	134	47	53	821	6.9

Averaged a career-best 11.9 points and 6.7 rebounds in 35 games for Charlotte in 2006-07 • Knee injuries curtailed his career • Scored a career-high 32 points against Dwight Howard and the Orlando Magic on 12/14/06 • Career-best 17 rebounds against Atlanta on 11/29/06.

McADOO, BOB (Buffalo, New York, Boston, Detroit, New Jersey, L.A. Lakers, Philadelphia)

Named one the NBA's 75 Greatest Players in 2021 • Naismith Hall of Famer, NBA Most Valuable Player in 1975, Rookie of the Year in 1974, All-Star in 1974, 1975, 1976, 1977 and 1978 • Finished second in MVP voting in 1974 and 1976 and 10th in 1978 • Won NBA titles with the Lakers in 1982 and 1985 • Led the league in scoring in 1974 (30.6 ppg), 1975 (34.5) and 1976 (31.1) • One of seven players in NBA history to lead the league in scoring in three straight seasons (with George Mikan, Neil Johnston, Wilt Chamberlain, George Gervin, Michael Jordan and Kevin Durant) • Also led NBA in field goals twice, in field goal percentage and free throws once • Averaged 18.3 points over nine different post-seasons • Averaged 37.4 points in seven playoff games against Washington in 1975, 31.7 in six playoff games vs. Boston in 1974 and 28.0 in nine playoff games in 1976, all with Buffalo • Scored 20 or more points in 22 of his first 24 post-season games • Averaged 16.3 points as the Lakers won the 1982 NBA Finals over the 76ers, including 16 off the bench in the decisive Game 6 • Scored 2,000 points in four different seasons • Averaged a double-double in five seasons with a single-season rebounding high of 15.1 in 1973-74 with Buffalo • Scored at least 40 points in a single game in each of his first seven seasons • Scored 30 or more points 251 times, 40 or more 63 times and 50 or more five times (including the post-season) • Career-high 52 against Boston in 1974 and Seattle in 12976 • The No. 2 overall pick in the 1972 NBA Draft • Scoring average of 22.1 points per game is second-highest by a Tar Heel in the NBA behind only Michael Jordan • Totaled the fifth-most points and second-most rebounds of any Tar Heel in NBA history • Career-high 25 rebounds vs. Golden State on 3/13/75.

Yrs.	GP	MIN	AVE	FG	FG%	3FG	3FG%	FT	FT%	OFF	DEF	REB	AVG	PF	A	TO	BL	ST	PTS	AVG
14	852	28327	33.2	7420-14751	.503	3-37	.081	3944-5229	.754	-	-	8048	9.4	2726	1951	-	-	-	18787	22.1

MCADOO, JAMES MICHAEL (Golden State, Philadelphia)

Played three-plus seasons in the NBA – three years (2014-17) with Golden State and three games with Philadelphia in 2017-18 • Played in the NBA Finals in each of his first three seasons • Saw action in 52 regular-season games and the first four games in the NBA Finals in 2017 • Won NBA championship rings with the Warriors in 2015 and 2017 • Played in five playoff games for the 2015 NBA champion Warriors • Scored career-high 16 points against Denver in 2015.

Yrs.	GP-GS	MIN	AVE	FG	FG%	3FG	3FG%	FT	FT%	OFF	DEF	REB	AVG	PF	A	TO	BL	ST	PTS	AVG
4	111-3	874	7.9	133-252	.528	5-17	.294	63-118	.534	79	109	188	1.7	108	37	42	47	33	334	3.0

McCANTS, RASHAD (Minnesota, Sacramento)

Yrs.	GP-GS	MIN	AVE	FG	FG%	3FG	3FG%	FT	FT%	OFF	DEF	REB	AVG	PF	A	TO	BL	ST	PTS	AVG
4	249-39	5037	20.2	923-2144	.431	292-793	.368	341-460	.741	114	392	506	2.0	584	331	362	61	183	2479	10.0

McINNIS, JEFF (Denver, Washington, L.A. Clippers, Portland, Cleveland, New Jersey, Charlotte)

Played for seven teams over 11 years • Career-high 14.6 points for the L.A. Clippers in 2001-02 • Scored over 1,000 points in a season twice, both times for the Clippers. • Career-best 7.5 assists while playing for Cleveland in 2003-04 • Career-high 33 points as a Clipper against Sacramento on 2/27/2001 • Handed out 15 assists twice.

Yrs.	GP-GS	MIN	AVE	FG	FG%	3FG	3FG%	FT	FT%	OFF	DEF	REB	AVG	PF	A	TO	BL	ST	PTS	AVG
11	576-334	15927	27.7	2189-5081	.431	305-929	.328	713-896	.796	243	927	1170	2.0	1194	2514	789	31	371	5396	9.4

McKINNEY, BONES (BAA– Washington Capitols; NBA– Washington Capitols, Boston)

Earned first-team All-BAA honors in 1947 and second-team honors in 1948

Yrs.	GP	MIN	AVE	FG	FG%	3FG	3FG%	FT	FT%	OFF	DEF	REB	AVG	PF	A	TO	BL	ST	PTS	AVG
BAA-3	158	-	-	720-2468	.292	-	-	463-677	.684	-	-	-	-	554	219	-	-	-	1903	12.0
NBA-3	160	-	-	425-1376	.309	-	-	241-313	.770	-	-	-	-	469	284	-	-	-	1091	6.8

MILLER, LARRY (ABA– Los Angeles Stars, Carolina Cougars, San Diego Conquistadors, Virginia Squires, Utah Stars)

1969 ABA All-Rookie selection • Averaged double figures in five of his seven seasons with a high of 18.4 in 1971-72 as a member of the Carolina Cougars • Scored 67 points for the Cougars against the Memphis Pros in the Greensboro Coliseum on 3/18/72 (25-40 FG, 17-23 FT).

Yrs.	GP	MIN	AVE	FG	FG%	3FG	3FG%	FT	FT%	OFF	DEF	REB	AVG	PF	A	TO	BL	ST	PTS	AVG
7	486	14941	30.7	2450-5670	.432	82-331	.248	1613-2228	.724	935	1499	2434	5.0	1091	1155	940	-	-	6595	13.6

MOE, DOUG (ABA– New Orleans, Buccaneers, Oakland Oaks, Carolina Cougars, Virginia Squires)

Three-time ABA All-Star (1968, 1969, 1970), first-team All-ABA in 1968, second-team, All-ABA in 1969 • Member of 1969 ABA champion Oakland Oaks • Second in the league in scoring (24.2 ppg), field goals and free throws in 1968 • NBA head coach for 15 seasons and assistant for five • Led Denver (10 years), San Antonio (four) and Philadelphia (one) to a combined 628 regular-season wins • NBA Coach of the Year in 1987-88 when the Nuggets won 54-28 • Top five in NBA Coach-of-the-Year voting six times, including second in 1981-82 and 1984-85.

Yrs.	GP	MIN	AVE	FG	FG%	3FG	3FG%	FT	FT%	OFF	DEF	REB	AVG	PF	A	TO	BL	ST	PTS	AVG
5	378	12081	32.0	2301-5377	.428	19-89	.213	1540-1924	.800	895	1665	2560	6.8	1286	1197	940	-	-	6161	16.3

MONTESS, ERIC (Boston, Dallas, New Jersey, Philadelphia, Detroit, Toronto)

Yrs.	GP-GS	MIN	AVE	FG	FG%	3FG	3FG%	FT	FT%	OFF	DEF	REB	AVG	PF	A	TO	BL	ST	PTS	AVG
8	465-288	8480	18.2	891-1819	.490	0-3	.000	289-604	.478	716	1443	2159	4.6	1270	207	405	275	122	2071	4.5

Scored a career-high 28 points as a Celtic rookie against the L.A. Clippers on 2/17/95 • Averaged a career-best 10.0 points per game in 1994-95 • Career-high 18 rebounds twice as a New Jersey Net vs. Houston and Philadelphia in 1997.

NOEL, DAVID (Milwaukee)

Yrs.	GP-GS	MIN	AVE	FG	FG%	3FG	3FG%	FT	FT%	OFF	DEF	REB	AVG	PF	A	TO	BL	ST	PTS	AVG
1	68-0	792	11.6	65-177	.367	17-53	.321	37-43	.860	42	81	123	1.8	77	65	40	9	25	184	2.7

O'KOREN, MIKE (New Jersey, Washington)

Played seven seasons for the New Jersey Nets and one for the Washington Bullets • Averaged a career high 11.4 points in 1981-82 season for the Nets • Averaged over 10 points in three different seasons • Twice scored a career-high 28 points as a Net in 1980-81.

Yrs.	GP	MIN	AVE	FG	FG%	3FG	3FG%	FT	FT%	OFF	DEF	REB	AVG	PF	A	TO	BL	ST	PTS	AVG
8	407	8810	21.6	1449-2960	.490	35-129	.271	422-648	.651	489	902	1391	3.4	894	856	541	89	311	3355	8.2

PAIGE, MARCUS (Charlotte)

Yrs.	GP-GS	MIN	AVE	FG	FG%	3FG	3FG%	FT	FT%	OFF	DEF	REB	AVG	PF	A	TO	BL	ST	PTS	AVG
1	5-0	28	5.6	4-14	.286	2-8	.250	2-2	1.000	0	4	4	0.8	0	3	0	0	0	12	2.4

PERKINS, SAM (Dallas, L.A. Lakers, Seattle, Indiana)

Played 17 seasons in the NBA, third-longest tenure by a Tar Heel in NBA history • Played in the playoffs in 15 of 17 seasons and reached the NBA Finals on three different teams – the Lakers in 1991, Seattle in 1996 and Indiana in 2000 • 1985 NBA All-Rookie team • Ranks third in rebounds, sixth in blocks and ninth in scoring in Dallas history • Is 26th in NBA history in games played • Played in 167 post-season games and had 1,861 playoff points and 936 rebounds • Averaged double figures in scoring in each of his first 13 seasons with a high of 16.5 ppg in 1991-92 with the Lakers • Made 849 three-pointers (never made more than 24 in his first nine seasons, then made 99, 136, 129 and 122 in his next four seasons) • Scored 22, 25 and 22 points in Games 1, 3 and 5 of the 1991 NBA Finals against Chicago and his former UNC teammate Michael Jordan • Career-high 45 points as a Maverick against Golden State on 4/12/90 • Had 31 points and a career-best 20 rebounds against Houston's Hakeem Olajuwon and Ralph Sampson on 12/12/85 • Scored 30 or more points eight times.

Yrs.	GP-GS	MIN	AVE	FG	FG%	3FG	3FG%	FT	FT%	OFF	DEF	REB	AVG	PF	A	TO	BL	ST	PTS	AVG
17	1286-757	36598	28.5	5498-11984	.459	849-2348	.362	3479-4292	.811	2324	5342	7666	6.0	3177	1975	1586	933	1586	15324	11.9

PHELPS, DERRICK (Sacramento)

Yrs.	GP-GS	MIN	AVE	FG	FG%	3FG	3FG%	FT	FT%	OFF	DEF	REB	AVG	PF	A	TO	BL	ST	PTS	AVG
1	3-0	5	1.7	0-1	.000	0-0	-	0-2	.000	0	0	0	0.0	3	1	0	0	0	0	0.0

PINSON, THEO (Brooklyn, N.Y Knicks, Dallas)

Has played five seasons in the NBA – two with Brooklyn, one with New York and the past two with Dallas • First triple-double and set career highs with 23 points, 13 rebounds and 12 assists vs. Sacramento on 4/5/2023 • Played double-figure minutes 11 times with the Mavericks last season • Averaged 8.6 points in 2021-22 in the five games in which he played 10 or minutes • Scored in double figures four times for the Knicks in 2019-20 with a high of 12 vs. Charlotte.

Yrs.	GP-GS	MIN	AVE	FG	FG%	3FG	3FG%	FT	FT%	OFF	DEF	REB	AVG	PF	A	TO	BL	ST	PTS	AVG
2022-23	40-1	323	8.1	31-87	.356	22-62	.355	11-13	.846	10	53	63	1.6	34	46	12	1	6	95	2.4
5	127-1	1081	8.5	116-363	.320	59-226	.261	55-61	.902	26	153	179	1.4	100	141	69	7	34	346	2.7

POPSON, DAVE (L.A. Clippers, Miami, Boston, Milwaukee)

Yrs.	GP-GS	MIN	AVE	FG	FG%	3FG	3FG%	FT	FT%	OFF	DEF	REB	AVG	PF	A	TO	BL	ST	PTS	AVG
3	41-0	196	4.8	32-79	.405	0-1	.000	12-16	.750	21	25	46	1.1	34	13	20	6	4	76	1.9

PREVIS, STEVE (ABA- Carolina Cougars)

Yrs.	GP	MIN	AVE	FG	FG%	3FG	3FG%	FT	FT%	OFF	DEF	REB	AVG	PF	A	TO	BL	ST	PTS	AVG
1	30	147	4.9	23-60	.383	1-8	.125	8-15	.533	6	8	14	0.5	26	24	13	-	-	55	1.8

REID, J.R. (Charlotte, San Antonio, New York, L.A. Lakers, Milwaukee, Cleveland)

Yrs.	GP-GS	MIN	AVE	FG	FG%	3FG	3FG%	FT	FT%	OFF	DEF	REB	AVG	PF	A	TO	BL	ST	PTS	AVG
11	672-297	15370	22.9	2168-4594	.472	5-37	.135	1339-1869	.716	1004	2377	3381	5.0	1977	639	947	264	514	5680	8.5

Played for six teams over eleven seasons • Named to the 1989-90 NBA All-Rookie team • Averaged a career high 11.3 points for Charlotte in 1990-91 season • Averaged double-figure scoring in three seasons • Scored a career-high 29 points twice • Averaged 8.4 rebounds for the Hornets as a rookie • Career-high 20 rebounds for Charlotte vs. Orlando on 11/14/89.

ROSENBLUTH, LENNIE (Philadelphia Warriors)

Yrs.	GP	MIN	AVE	FG	FG%	3FG	3FG%	FT	FT%	OFF	DEF	REB	AVG	PF	A	TO	BL	ST	PTS	AVG
2	82	578	7.0	134-410	.327	-	-	74-113	.655	-	-	145	1.8	59	29	-	-	-	342	4.2

ROZIER, CLIFFORD (Golden State, Toronto, Minnesota)

Yrs.	GP-GS	MIN	AVE	FG	FG%	3FG	3FG%	FT	FT%	OFF	DEF	REB	AVG	PF	A	TO	BL	ST	PTS	AVG
4	173-64	2984	17.2	350-705	.496	2-11	.182	125-269	.465	376	521	897	5.2	435	98	162	113	78	827	4.8

SALVADORI, KEVIN (Sacramento)

Yrs.	GP-GS	MIN	AVE	FG	FG%	3FG	3FG%	FT	FT%	OFF	DEF	REB	AVG	PF	A	TO	BL	ST	PTS	AVG
2	39-0	241	6.2	13-46	.283	0-0	-	16-24	.667	11	34	45	1.2	29	13	17	24	2	42	1.1

SCOTT, CHARLIE (ABA- Virginia Squires; NBA- Phoenix, Boston, L.A. Lakers, Denver)

Inducted into the College Basketball Hall of Fame in 2015 and the Naismith Basketball Hall of Fame in 2018 • Played in two ABA and three NBA All-Star Games, was the 1971 ABA Rookie of the Year, first-team All-ABA 1971, second-team All-ABA 1972 • Member of 1976 NBA champion Boston Celtics • Phoenix's all-time scoring leader at 24.8 points per game • Third in assists and fourth in scoring in the ABA in 1971, led the ABA in scoring (34.6 ppg) in 1972, fifth in the NBA in scoring (24.3) in 1975, sixth in NBA scoring (25.3) in 1973 • Averaged double figures in scoring in nine consecutive NBA seasons, including 25.3, 25.4 and 24.3 in his first three years in the league • Scored 30 or more points 66 times in the NBA, including seven 40-point games • NBA-best 44 points against Philadelphia on 12/19/73 • Scored 31 points in Game 6 as the Celtics clinched the 1976 Eastern Conference semifinals, then scored 25 points in Game 6 as Boston wrapped up the NBA Finals vs. Phoenix.

Yrs.	GP-GS	MIN	AVE	FG	FG%	3FG	3FG%	FT	FT%	OFF	DEF	REB	AVG	PF	A	TO	BL	ST	PTS	AVG
ABA-2	157	6246	39.8	1887-4139	.456	45-175	.257	981-1265	.775	324	488	812	5.2	559	819	659	-	-	4800	30.6
NBA-9	560	19278	34.4	4113-9266	.444	2-11	.182	1809-2344	.772	-	-	2034	3.6	2059	2696	-	-	-	10037	17.9

SHAFFER, LEE (Syracuse, Philadelphia)

Played three seasons in the NBA, two for the Syracuse Nationals and one for Philadelphia • NBA All-Star in 1963 • Averaged a career high 18.6 points in 1962-63 • Averaged more than 13 points in all three seasons • Career-high 45 points for Syracuse Nationals against Cincinnati in the 1963 playoffs • Averaged 27.2 points per game for Syracuse Nationals in the 1963 post-season • Scored 30 or more points 32 times.

Yrs.	GP	MIN	AVE	FG	FG%	3FG	3FG%	FT	FT%	OFF	DEF	REB	AVG	PF	A	TO	BL	ST	PTS	AVG
3	196	5498	28.1	1328-3160	.420	-	-	635-818	.776	-	-	1240	6.3	631	232	-	-	-	3291	16.8

SHARPE, DAY'RON (Brooklyn)

Selected 29th in the first round of the 2021 NBA Draft • Drafted by Phoenix for Brooklyn • Career-high 20 points twice last season vs. Indiana and Cleveland • Scored in double figures four times and had 10 or more rebounds five times in 2022-23 • Career-best 14 rebounds against the Lakers on 1/30/23.

Yrs.	GP	MIN	AVE	FG	FG%	3FG	3FG%	FT	FT%	OFF	DEF	REB	AVG	PF	A	TO	BL	ST	PTS	AVG
2022-23	48-3	552	11.5	93-171	.544	6-11	.545	35-55	.636	99	101	200	4.2	89	37	42	32	15	89	4.7
2	80-1	943	11.8	179-320	.559	8-18	.444	59-96	.615	180	180	360	4.5	149	54	72	47	25	149	5.3

SMITH, KENNY (Sacramento, Atlanta, Houston, Detroit, Orlando, Denver)

Member of 1994 and 1995 NBA champion Houston Rockets • Averaged 10.8 points in the post-season in each of those championship seasons • Scored 27 points in Game 1 and 25 points in Game 5 in the 1994 Western Conference Finals against John Stockton and Utah • Scored 11 points in the 90-84 win over the Knicks in Game 7 of the 1994 NBA Finals • Post-season best 32 points against the Jazz in Game 2 in the 1995 first round • Made seven three-pointers and scored 23 points against Orlando in Game 1 of the 1995 NBA Finals • 1988 NBA All-Rookie Team • Top 10 in three-point percentage three times and free throw percentage twice • Was 10th in assists in 1989 • Has the 10th-highest three-point percentage in NBA playoff history (.448) • Averaged double figures in scoring in each of his first seven seasons with a high of 17.7 in 1990-91 with Houston • Averaged seven or more assists three times with a high of 7.7 in 1988-89 with Sacramento • Career-high 41 points as a Rocket against the Lakers on 12/26/93 • Career-high 17 assists, also as a Rocket vs. the Lakers, on 3/31/92 • Scored 30 or more points 12 times, including the post-season • Had 10 or more assists 104 times, including post-season • Led the NBA in effective field goal percentage in 1994-95 (.585).

Yrs.	GP-GS	MIN	AVE	FG	FG%	3FG	3FG%	FT	FT%	OFF	DEF	REB	AVG	PF	A	TO	BL	ST	PTS	AVG
10	737-650	22213	30.1	3527-7352	.480	664-1665	.399	1679-2026	.829	281	1173	1454	2.0	1185	4073	1649	65	759	9397	12.8

STACKHOUSE, JERRY (Philadelphia, Detroit, Washington, Dallas, Milwaukee, Miami, Atlanta, Brooklyn)

Played 18 seasons in the NBA, the second-most by a Tar Heel • Scored 16,409 points (16.9 per game), grabbed 3,067 rebounds (3.2 rpg), made 988 three-pointers, had 3,240 assists, 869 steals and 437 blocks • Has the fourth-highest free throw percentage, sixth-most points and seventh-most assists by a Tar Heel in NBA history • Played in nine post-seasons and two NBA All-Star Games (2000, 2001) • Member of 1996 All-Rookie Team • Led the NBA in total points and free throws made in 2000 and 2001 • Second in the NBA in scoring (29.8) in 2001 and eighth in scoring (23.6) in 2000, fifth in the league in field goals and threes in 2001, top 10 in free throw percentage three times • Shot 82.2 percent from the free throw line • Averaged 20 or more points five times with a high of 29.8 as a Piston in 2000-01 • Career-high 57 points against Chicago on 4/3/01 • Scored 30 or more points 90 times (including post-season) with 40 or more 10 times.

Yrs.	GP-GS	MIN	AVE	FG	FG%	3FG	3FG%	FT	FT%	OFF	DEF	REB	AVG	PF	A	TO	BL	ST	PTS	AVG
18	970-564	30222	31.2	5386-13182	.409	988-3202	.309	4649-5659	.822	926	2141	3067	3.2	1810	3240	2641	437	869	16409	16.9

WALLACE, RASHEED (Washington, Portland, Atlanta, Detroit, Boston, New York)

Played 16 seasons in the NBA • First NBA player with 16,000 points, 7,000 rebounds and 1,000 assists, blocks, steals and three-point field goals • Totaled 16,006 points, the eighth-most by any Tar Heel • Teams reached the postseason in 15 of 16 seasons • Member of NBA champion Detroit Pistons in 2004 • All-Star in 2000, 2001, 2006 and 2008 • Averaged 13.0 points and 7.8 rebounds in the Pistons' NBA-title playoff run in 2004 • Had 26 points and 13 rebounds in Game 4 win over the Lakers in 2004 NBA Finals • Also played in the 2005 NBA Finals for Detroit vs. San Antonio (scored in double figures in five of seven games) and in 2010 with Boston vs. the Lakers (had 11 points and eight rebounds in Game 7) • Top 10 in the NBA in field goal percentage four times including third in 1997 • Averaged 10 or more points in each of his first 14 seasons with a high of 19.3 in 2001-02 and 19.2 in 2000-01 with Portland • Career-high 42 points as a Blazer against Denver on 2/20/01 • Made seven three-pointers at age 34 as a Piston against Milwaukee on 2/7/09.

Yrs.	GP-GS	MIN	AVE	FG	FG%	3FG	3FG%	FT	FT%	OFF	DEF	REB	AVG	PF	A	TO	BL	ST	PTS	AVG
16	1109-956	36243	32.7	6320-13529	.467	1086-3228	.336	2280-3162	.721	1578	5826	7404	6.7	3259	1994	1693	1460	1090	16006	14.4

WASHINGTON, DONALD (ABA— Denver, Utah Stars)

Yrs.	GP	MIN	AVE	FG	FG%	3FG	3FG%	FT	FT%	OFF	DEF	REB	AVG	PF	A	TO	BL	ST	PTS	AVG
ABA-2	56	496	8.9	91-201	.453	0-2	.000	38-56	.679	45	57	102	1.8	111	33	52	20	13	220	3.9

WEAR, DAVID (Sacramento)

Yrs.	GP-GS	MIN	AVE	FG	FG%	3FG	3FG%	FT	FT%	OFF	DEF	REB	AVG	PF	A	TO	BL	ST	PTS	AVG
1	2-0	7	3.5	0-2	.000	0-1	.000	0-0	—	2	0	2	1.0	1	1	0	0	0	0	0.0

WEAR, TRAVIS (N.Y. Knicks, Los Angeles Lakers)

Yrs.	GP-GS	MIN	AVE	FG	FG%	3FG	3FG%	FT	FT%	OFF	DEF	REB	AVG	PF	A	TO	BL	ST	PTS	AVG
2018	17-0	228	13.4	25-72	.347	17-47	.362	8-8	1.000	0	38	38	2.2	30	7	6	5	4	75	7.5
2	68-1	900	13.2	109-281	.388	28-77	.364	28-34	.824	31	113	144	2.1	85	47	41	16	19	274	4.0

WENSTROM, MATT (Boston)

Yrs.	GP-GS	MIN	AVE	FG	FG%	3FG	3FG%	FT	FT%	OFF	DEF	REB	AVG	PF	A	TO	BL	ST	PTS	AVG
1	11-0	37	3.4	6-10	.600	0-0	—	6-10	.600	6	6	12	1.1	7	0	4	2	0	18	1.6

WHITE, COBY (Chicago)

Has played four seasons with Chicago and signed a three-extension with the Bulls in the summer of 2023 • Averaged 12.6 points and 3.3 assists • Was the seventh pick in the 2019 NBA Draft by the Bulls • First Tar Heel drafted by Chicago since Michael Jordan in 1984 • Shot a career-best 44.3% from the floor in 2022-23 • Scored in double figures 36 times last season with a high of 25 at Indiana • Scored a career-high 36 vs. Sacramento on 1/6/21 • Averaged a season-best 15.1 points in 2020-21 • Made a career-best eight threes against New Orleans on 2/10/21 • Earned second-team NBA All-Rookie honors in 2019-20 • Averaged 26.1 points over the last nine games of his rookie season, including 33 vs. Phoenix, 33 vs. Washington and 35 vs. Oklahoma City in consecutive games • Career-high 13 assists vs. the L.A. Clippers on 1/10/21.

Yrs.	GP-GS	MIN	AVE	FG	FG%	3FG	3FG%	FT	FT%	OFF	DEF	REB	AVG	PF	A	TO	BL	ST	PTS	AVG
2022-23	74-2	1730	23.4	263-594	.443	128-344	.372	61-70	.871	16	196	212	2.9	122	204	74	6	54	715	9.7
4	269-74	7235	26.9	1229-2932	.419	560-1527	.367	369-432	.854	89	819	908	3.4	555	883	409	38	170	3387	12.6

WILLIAMS, JAWAD (Cleveland)

Scored in double figures 13 times, including a career-high 17 points against New Jersey on 2/9/10.

Yrs.	GP-GS	MIN	AVE	FG	FG%	3FG	3FG%	FT	FT%	OFF	DEF	REB	AVG	PF	A	TO	BL	ST	PTS	AVG
3	90-7	1153	12.8	127-344	.369	45-144	.313	41-57	.719	24	109	133	1.5	109	56	35	8	22	340	3.8

WILLIAMS, MARVIN (Atlanta, Utah, Charlotte, Milwaukee)

First NBA player to earn his college degree after playing just one season of college basketball • Played 15 NBA seasons • Second pick in the 2005 Draft (Atlanta) • Second-team All-Rookie in 2005-06 • Averaged 10.2 points in 1,072 games • Scored 10,965 points (career-best 1,185 in 2007-08 for Atlanta) • Averaged double figures in scoring in nine seasons with a career-best 14.8 ppg in 2008 • Career-high 152 three-pointers in 2016 with Charlotte and made 1,046 threes in his career • Also had career highs in rebounds (521) and blocked shots (77) in 2016 • Career scoring high of 33 points for Atlanta against Seattle in 2008 • An 80.8 percent career free throw shooter • Converted 80 percent or better from the line in nine of 15 seasons.

Yrs.	GP-GS	MIN	AVE	FG	FG%	3FG	3FG%	FT	FT%	OFF	DEF	REB	AVG	PF	A	TO	BL	ST	PTS	AVG
2019-20	58-1	1129	19.5	119-267	.446	56-156	.359	49-57	.860	30	153	183	4.4	103	60	33	30	36	343	5.9
15	1072-828	30159	28.1	3928-8872	.443	1046-2894	.361	2063-2554	.808	1276	4270	5546	5.2	2155	1373	1021	577	824	10965	10.2

WILLIAMS, SCOTT (Chicago, Philadelphia, Milwaukee, Denver, Phoenix, Dallas, Cleveland)

Won NBA championships with the Chicago Bulls in 1991, 1992 and 1993 • Played 15 seasons and totaled more than 3,000 points and rebounds • Averaged a season-high 7.6 points as a Bull in 1994 and a Milwaukee Buck in 2000 • Averaged 14.6 minutes in the 1992 post-season and 20.8 per game in the 1993 playoffs • Scored 12 points and had nine rebounds in Game 1 of the 1992 NBA Finals vs. Portland • Grabbed 10 rebounds in Game 1 and 14 boards in Game 3 of the 1993 NBA Finals vs. Phoenix • Career-high 24 points as a Buck vs. Chicago on 4/10/01 and 20 rebounds as a 76er against Golden State on 2/20/95.

Yrs.	GP-GS	MIN	AVE	FG	FG%	3FG	3FG%	FT	FT%	OFF	DEF	REB	AVG	PF	A	TO	BL	ST	PTS	AVG
15	746-266	12220	16.4	1589-3402	.467	5-45	.111	642-890	.721	1281	2225	3506	4.7	1916	431	545	421	393	3825	5.1

WILLIAMS, SHAMMOND (Atlanta, Seattle, Boston, Denver, Orlando, New Orleans, L.A. Lakers)

Averaged a career-best 8.0 points in 2002-03 while splitting the season for Boston and Denver • Played in the postseason four times • Was third in the NBA in three-point percentage in 2001 (.459) • Career-high 28 points as a Sonic against the Lakers on 4/10/2000 • Scored 23 points in Game 1 and had 15 points and 10 assists in Game 2 against Utah in the 2000 Western Conference first round.

Yrs.	GP-GS	MIN	AVE	FG	FG%	3FG	3FG%	FT	FT%	OFF	DEF	REB	AVG	PF	A	TO	BL	ST	PTS	AVG
7	325-28	5351	16.5	676-1684	.401	256-700	.366	284-356	.798	106	412	518	1.6	379	765	331	14	196	1892	5.8

WOLF, JOE (L.A. Clippers, Denver, Boston, Portland, Charlotte, Orlando, Milwaukee)

Played for seven teams over 11 years in the NBA • Career-high 7.6 points per game for the L.A. Clippers in 1987-88 and 5.4 rebounds for Denver during in 1990-91 • Career high 23 points for the Clippers against Washington on 11/25/87 • Career-high 16 rebounds for Denver against Houston on 4/5/1991.

Yrs.	GP-GS	MIN	AVE	FG	FG%	3FG	3FG%	FT	FT%	OFF	DEF	REB	AVG	PF	A	TO	BL	ST	PTS	AVG
11	592-127	9636	16.3	1068-2523	.423	18-110	.164	331-430	.770	595	1338	1933	3.3	1279	596	509	131	257	2485	4.2

WOOD, AL (Atlanta, San Diego, Seattle, Dallas)

Played for four different teams over six seasons in the NBA • Career-high 15.0 points for Seattle in 1984-85 • Averaged over 10 points per game in four of his six seasons • Scored over 1,000 points in 1983-84 and 1984-85 • Scored a career-high 35 points for Seattle against the Lakers on 4/12/85.

Yrs.	GP-GS	MIN	AVE	FG	FG%	3FG	3FG%	FT	FT%	OFF	DEF	REB	AVG	PF	A	TO	BL	ST	PTS	AVG
6	417-246	9939	23.8	1980-4254	.465	40-190	.211	902-1143	.789	459	803	1262	3.0	944	742	569	159	310	4902	11.8

WORTHY, JAMES (L.A. Lakers)

One of the greatest small forwards in NBA history • Member of the Naismith Basketball Hall of Fame • Named to the NBA's 50 Greatest Players in the 1990s and 75 Greatest in 2021 • Number 42 is retired by the Lakers • One of seven players (all Hall of Famers) to win NBA Finals MVP and Final Four Most Outstanding Player honors (with Wilt Chamberlain, Kareem Abdul-Jabbar, Bill Walton, Magic Johnson, Isiah Thomas and Hakeem Olajuwon) • Averaged 17.6 points and 5.1 rebounds and shot 52.1 percent from the floor in 12 seasons, all with the Lakers, after being picked No. 1 in 1982 NBA Draft • Won NBA championships in 1985, 1987 and 1988 • Played in seven consecutive NBA All-Star Games (1986-92) • Earned NBA Finals Most Valuable Player honors in 1988 after one of the best-ever Game 7 performances with 36 points, 16 rebounds and 10 assists vs. Detroit • Averaged 22.1 points in 1984 Finals loss against Boston (20 or more five times) and 23.7 points in 1985 NBA Finals when the Lakers beat Boston • In 1985, he scored 29, 33 and 28 points in the Lakers' wins in Games 3, 5 and 6 • Averaged 22.2 points in 34 NBA Finals games • Averaged double figure scoring in all 12 seasons with a high of 21.4 ppg in 1990-91 (one of three seasons with at least 20.0 points per game) • Scored 30 or more points 65 times, including 13 times in the post-season • Top two career scoring games came in the post-season – 40 points in Game 4 of the 1989 NBA Finals vs. Detroit and 39 vs. Seattle in Game 3 of the 1987 Western Conference Finals • Scored in double figures in each of his first 42 post-season games • Has the 14th-most points (754) and 15th-highest field goal percentage (.533) in NBA Finals history • Ranks in the top 10 in Lakers history in steals (third), games (fourth), field goals (fifth), offensive rebounds (fifth), points (sixth), blocks (seventh) and assists (ninth).

Yrs.	GP-GS	MIN	AVE	FG	FG%	3FG	3FG%	FT	FT%	OFF	DEF	REB	AVG	PF	A	TO	BL	ST	PTS	AVG
12	926-717	30001	32.4	6878-13204	.521	117-486	.241	2447-3184	.769	1561	3147	4708	5.1	1975	2791	1859	624	1041	16320	17.6

Worthy's NBA Playoffs Stats

Yrs.	GP-GS	MIN	AVE	FG	FG%	3FG	3FG%	FT	FT%	OFF	DEF	REB	AVG	PF	A	TO	BL	ST	PTS	AVG
9	143-117	5297	37.0	1267-2329	.544	14-67	.209	474-652	.727	257	490	747	5.2	352	463	298	96	177	3022	21.1

WRIGHT, BRANDAN (Golden State, New Jersey, Dallas, Boston, Phoenix, Memphis, Houston)

Played in 428 games in 10 NBA seasons • Limited to 68 games from 2015-19 due to injury • Last played with Memphis (27 games) and Houston (one game in 2017-18) • Has the highest field goal percentage by a Tar Heel in NBA history at .607 (players with 1,000 or more field goals) • Averaged a career-high 9.1 points and 4.2 rebounds in 2014 with Dallas • Career scoring high is 25 for Golden State against Philadelphia.

Yrs.	GP-GS	MIN	AVE	FG	FG%	3FG	3FG%	FT	FT%	OFF	DEF	REB	AVG	PF	A	TO	BL	ST	PTS	AVG
10	428-62	6949	16.2	1271-2095	.607	0-12	.000	434-644	.674	586	974	1560	3.6	574	199	202	425	198	2976	7.0

WUYCIK, DENNIS (ABA– Carolina Cougars, Spirits of St. Louis)

Yrs.	GP	MIN	AVE	FG	FG%	3FG	3FG%	FT	FT%	OFF	DEF	REB	AVG	PF	A	TO	BL	ST	PTS	AVG
3	157	1684	10.7	273-593	.460	1-7	.143	137-204	.672	137	186	323	2.1	293	128	181	-	-	684	4.4

YONAKOR, RICH (San Antonio)

Yrs.	GP-GS	MIN	AVE	FG	FG%	3FG	3FG%	FT	FT%	OFF	DEF	REB	AVG	PF	A	TO	BL	ST	PTS	AVG
1	10-0	70	7.0	14-26	.538	0-0	-	5-7	.714	13	14	27	2.7	7	3	2	2	1	33	3.3

ZELLER, TYLER (Cleveland, Boston, Brooklyn, Milwaukee, Atlanta, Memphis, San Antonio)

Played eight seasons in the NBA • Averaged a career high 10.2 points with Boston in 2015 • Second-team All-Rookie selection in 2013 • Scored a career-high 26 vs. Philadelphia in 2015 and Milwaukee in 2016 • Career field goal percentage of .508.

Yrs.	GP-GS	MIN	AVE	FG	FG%	3FG	3FG%	FT	FT%	OFF	DEF	REB	AVG	PF	A	TO	BL	ST	PTS	AVG
8	414-166	7254	17.5	1161-2284	.508	10-35	.286	541-708	.764	637	1183	1820	4.4	897	367	348	241	104	2873	6.9



CAROLINA'S CAREER NBA STAT LEADERS



Regular-Season Stats Through 2022-23 *italics denotes active player*

Most Seasons Played

- 22 – Vince Carter (1998-2020) NBA record
- 18 – Jerry Stackhouse (1995-2013)
- 17 – Sam Perkins (1984-2001)
- 16 – Antawn Jamison (1998-2014)
- 16 – Rasheed Wallace (1995-2010, 2012-13)
- 15 – Marvin Williams (2005-20)
- 15 – Scott Williams (1990-2005)
- 15 – Michael Jordan (1984-1993, 1995-1998, 2001-2003)
- 15 – Walter Davis (1977-1992)

Most Seasons Played with One Team

- 13 – Michael Jordan, Chicago Bulls (1984-1993, 1995-98)

Most Seasons Played Entire Career with One Team

- 12 – James Worthy, Los Angeles Lakers (1983-1995)

Most Teams (teams counted once even if played multiple times with that franchise)

- 9 – Wayne Ellington (Minnesota, Memphis, Cleveland, Dallas, Los Angeles Lakers, Brooklyn, Miami, Detroit, New York)
- 8 – Ed Davis (Toronto, Memphis, Los Angeles Lakers, Portland, Brooklyn, Utah, Minnesota, Cleveland)
- 8 – Vince Carter (Toronto, New Jersey, Orlando, Phoenix, Dallas, Memphis, Sacramento, Atlanta)
- 8 – Jerry Stackhouse (Philadelphia, Detroit, Washington, Dallas, Milwaukee, Miami, Atlanta, Brooklyn)
- 8 – Pete Chilcutt (Sacramento, Detroit, Houston, Vancouver, Utah, Cleveland, L.A. Clippers, Atlanta)

Most Points (10,000 or more)


- 32,292 – Michael Jordan
- 25,728 – Vince Carter
- 20,042 – Antawn Jamison
- 19,521 – Walter Davis
- 18,787 – Bob McAdoo
- 16,409 – Jerry Stackhouse
- 16,320 – James Worthy
- 16,006 – Rasheed Wallace
- 15,324 – Sam Perkins
- 13,626 – Billy Cunningham
- 11,796 – *Harrison Barnes*
- 10,965 – Marvin Williams
- 10,853 – Raymond Felton

Highest Scoring Average

- 30.1 – Michael Jordan
- 22.1 – Bob McAdoo
- 20.8 – Billy Cunningham
- 19.0 – Brad Daugherty
- 18.9 – Walter Davis
- 18.5 – Antawn Jamison
- 17.9 – Charlie Scott
- 17.6 – James Worthy
- 16.9 – Jerry Stackhouse
- 16.7 – Vince Carter

Most Rebounds

- 8,157 – Antawn Jamison
- 8,048 – Bob McAdoo
- 7,666 – Sam Perkins
- 7,404 – Rasheed Wallace
- 6,672 – Michael Jordan
- 6,638 – Billy Cunningham
- 6,606 – Vince Carter
- 5,546 – Marvin Williams
- 5,227 – Brad Daugherty
- 4,875 – Brendan Haywood



Hall of Famer Billy Cunningham is the only Tar Heel to average 20 points and 10 rebounds in an NBA career. Cunningham won NBA titles as a player and head coach as a member of the Philadelphia 76ers, where he played with Wilt Chamberlain and coached Julius Erving and Bobby Jones.

Highest Rebounding Average (min. 1,000 rebounds)

- 10.1 – Billy Cunningham
- 9.5 – Brad Daugherty
- 9.4 – Bob McAdoo
- 7.5 – Antawn Jamison
- 6.7 – Rasheed Wallace
- 6.4 – Ed Davis
- 6.3 – Lee Shaffer
- 6.2 – Michael Jordan
- 6.0 – Brendan Haywood
- 6.0 – Sam Perkins

Most Assists

- 5,633 – Michael Jordan
- 5,096 – Raymond Felton
- 4,714 – Vince Carter
- 4,073 – Kenny Smith
- 3,878 – Walter Davis
- 3,316 – Ty Lawson
- 3,240 – Jerry Stackhouse
- 3,083 – Phil Ford
- 2,791 – James Worthy
- 2,696 – Charlie Scott

Most Three-Point Field Goals

- 2,290 – Vince Carter
- 1,577 – *Danny Green*
- 1,214 – Wayne Ellington
- 1,163 – Antawn Jamison
- 1,134 – *Harrison Barnes*
- 1,086 – Rasheed Wallace
- 1,046 – Marvin Williams
- 988 – Jerry Stackhouse
- 925 – Raymond Felton
- 852 – *Reggie Bullock*

Highest Field Goal Percentage (min. 1,000 made field goals)

- .607 – Brandan Wright (1271x2095)
- .567 – Ed Davis (1773x3128)
- .550 – Bobby Jones (3412x6199)
- .540 – John Henson (1438x2661)
- .532 – Brad Daugherty (3823x7189)
- .528 – Brendan Haywood (2110x3999)
- .523 – Mitch Kupchak (2003x3832)
- .521 – James Worthy (6878x13204)
- .511 – Walter Davis (8118x15871)
- .508 – Tyler Zeller (1161x2284)

Highest Three-Point Percentage (min. 250 made 3FGs)

- .441 – Hubert Davis (728x1651)
- .400 – *Danny Green* (1577x3945)
- .399 – Kenny Smith (664x1665)
- .393 – *Cameron Johnson* (492x1253)
- .384 – *Reggie Bullock* (852x2217)
- .382 – Wayne Ellington (1214x3175)
- .378 – *Harrison Barnes* (1134x2997)
- .371 – Vince Carter (2290x6168)
- .367 – *Coby White* (560x1527)
- .366 – Shammond Williams (256x700)
- .362 – Sam Perkins (849x2348)

Highest Free Throw Percentage (min. 1,000 made free throws)


- .851 – Walter Davis (3128x3676)
- .835 – Michael Jordan (7327x8772)
- .829 – Kenny Smith (1679x2026)
- .822 – Jerry Stackhouse (4649x5659)
- .820 – Phil Ford (1313x1602)
- .811 – Sam Perkins (3479x4292)
- .811 – *Harrison Barnes* (2314x2855)
- .808 – Marvin Williams (2063x2554)
- .798 – Vince Carter (4852x6082)
- .790 – Raymond Felton (1718x2175)




VINCE CARTER retired after an NBA record 22 seasons. His 2,290 three-pointers are sixth all-time and he is the 19th-leading scorer in NBA history with 25,728 points.




MEDIA GUIDE COVERS THROUGH THE YEARS




1956-57



1957-58




1958-59




1959-60


Frank McGuire




1960-61




1961-62



1962-63



1963-64



1964-65



1965-66



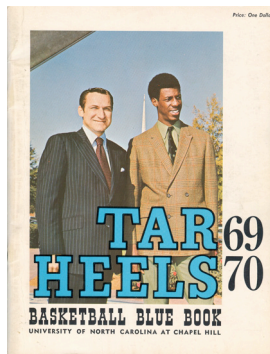
1966-67




1967-68



1968-69



1969-70




1970-71




1971-72




1972-73



1973-74



1974-75



1975-76



1976-77




1977-78



1978-79




1979-80




1980-81




1981-82



1982-83




1983-84




1984-85



1985-86



1986-87




1987-88




1988-89




1989-90




1990-91



1991-92




1992-93




1993-94




1994-95




1995-96




1996-97




1997-98




1998-99




1999-2000



2000-01




2001-02




2002-03



2003-04



2004-05




2005-06



2006-07




2007-08



2008-09




2009-10




2010-11



2011-12



2012-13



2013-14



2014-15



2015-16



2016-17



2017-18



2018-19



2019-20




2020-21



2021-22



2022-23



2023-24

SID CONTACTS	NAME	PHONE	EMAIL	WEB	TEAM X
ACC	Andy Fledderjohann	434-906-0075	afledder@theacc.org	theacc.com	@accmbb
Arkansas	Mike Cawood	479-236-2090	tmcaewood@uark.edu	https://arkansasrazorbacks.com	@RazorbackMBB
Boston College	Mike Laprey	401-829-3747	laprey@bc.edu	bceagles.com	@BCMbb
UC Riverside	Alex Crook	925-817-7140	acrook@ucr.edu	gohighlanders.com	@UCRMBB
Charleston Southern	Taylor Chitwood	843-863-7853	tchitwood@csuniv.edu	csusports.com	@CSU_Mbball
Clemson	Ben Winterrowd	630-862-8828	winterr@clemson.edu	clemsonigers.com	@ClemsonMBB
Connecticut	Phil Chardis	860-486-3531	philip.chardis@uconn.edu	uconnhuskies.com	@UConnMBB
Duke	Henry Skutt	919-668-4393	henry.skutt@duke.edu	goduke.com	@DukeMBB
Florida State	Chuck Walsh	850-694-2540	cwalsh@fsu.edu	seminoles.com	@fsuhoops
Georgia Tech	Mike Stamus	404-218-9723	mstamus@athletics.gatech.edu	ramblinwreck.com	@GTMBB
Kentucky	Deb Moore	859-559-5781	deb.moore@uky.edu	ukathletics.com	@KentuckyMBB
Lehigh	Clark Boinis	610-758-6631	ccb223@lehigh.edu	Lehighsports.com	@LehighMBB
Louisville	Zach Greenwell	270-668-4716	zachary.greenwell.1@louisville.edu	gocards.com	@LouisvilleMBB
Memphis	Kirk Downs	662-322-3275	kcdowns@memphis.edu	gotigersgo.com	@Memphis_MBB
Miami	Megan Barnes	630-651-8801	meganbarnes@miami.edu	miamihurricanes.com	@CanesHoops
Michigan	Tom Wywrot	734-320-1148	twywrot@umich.edu	mgoblu.com	@umichbball
NCAA	Jenn Rodgers	317-917-6222	jrogers@ncaa.org	ncaa.org	@ncaamarchmadness
North Carolina	Steve Kirschner Matt Bowers	919-475-2695 919-619-7021	stevekirschner@unc.edu matthowers@unc.edu	GoHeels.com	@UNC_Basketball @UNCMBBStats
NC State	Craig Hammel	317-292-0858	cwhamme2@ncsu.edu	gopack.com	@PackMensBball
Northern Iowa	Joel Wauters	319-273-3642	joel.wauters@uni.edu	unipanthers.com	@UNImbb
Notre Dame	Josh Bates	574-310-9954	jbates2@nd.edu	und.com	@NDmbb
Okahoma	Brent Beerends	405-738-7754	beerends@ou.edu	soonersports.com	@OU_MBBall
Pittsburgh	Matt Plizga	919-812-0882	mplizga@athletics.pitt.edu	pittsburghpanthers.com	@Pitt_MBB
Radford	Nate Wise	301-717-0240	nwise5@radford.edu	radfordathletics.com	@RadfordHoops
St. Augustine's	Demarcus Williams	919-516-4410	adwilliams@st-aug.edu	saintaugfalcons.com	@SAUHOOPS
Stanford	Zach Reynolds	541-419-0615	zreynold@stanford.edu	gostanford.com	@StanfordMBB
Syracuse	Pete Moore	315-952-5011	pimoore@syr.edu	cuse.com	@Cuse_MBB
Tennessee	Alex Schwartz	609-802-3674	aschwa26@tennessee.edu	utsports.com	@Vol_Hoops
Texas Tech	Wes Bloomquist	512-966-6971	wes.bloomquist@ttu.edu	texastech.com	@TexasTechMBB
Villanova	Mike Sheridan	610-519-4145	michael.sheridan@villanova.edu	villanova.com	@NovaMBB
Virginia	Erich Bacher	720-318-5538	bacher@virginia.edu	virginiainsports.com	@UVaMensHoops
Virginia Tech	Brian Cox	540-231-2918	bcox90@vt.edu	hokiesports.com	@HokiesMBB
Wake Forest	Lucy Berres	309-696-8835	berres@wfu.edu	godeacs.com	@WakeMBB

UNC Stats: <https://goheels.com/sports/mens-basketball>

ACC Stats: <https://theacc.com/stats.aspx?path=mbball&year=2023>

NCAA Stats: https://stats.ncaa.org/rankings?sport_code=MBB&division=1

COVERING THE TAR HEELS	NAME (X FORMERLY KNOWN AS TWITTER)	INTERNET	X
ACC Network	Mark Packer (@MarkPacker)		@accnetwork
Associated Press	Aaron Beard (@aaronbeardap)	ap.org	@AP_Sports
The Athletic	Brendan Marks (@BrendanRMarks)	theathletic.com	@TheAthleticCBB
Carolina Blitz	Vashti Hurt, Nia Satterfield-Brown	carolinablitz.com	@keepblitzin
CBS 17 (Triangle)	Chris Clark (@clarkcbs17.com), Jordan Crammer (@JordanCrammer)	cbs17.com	@wncn
Chapelboro.com/WCHL	Art Chansky, Michael Koh (michaelkoh@wchl.com)	chapelboro.com	@WCHLChapelboro
Charlotte Observer	Chip Alexander (@ice_chip), Luke DeCock (@LukeDeCock)	charlotteobserver.com	@OBSERVERS
Daily Tar Heel	Shelby Swanson, editor (@shelbyswanson)	dailytarheel.com	@dthsports
Durham Herald-Sun	Chip Alexander (@ice_chip), Luke DeCock (@LukeDeCock)	heraldsun.com	@TheHerald_Sun
GoHeels.com	Adam Lucas (@jadamlucas)	GoHeels.com	@GoHeels
Inside Carolina	Adam Smith (@adam_smith_IC), Greg Barnes, Jeremiah Holloway (@jxholloway), Ben Sherman	247sports.com/college/north-carolina	@InsideCarolina
LaCeiba Media	Ernest Gallo	laceibamedia.org	
NC News Network	Josh Graham (@JoshGrahamRadio)		@SportsHubTriad
North State Journal	Shawn Krest (@shawnkrest)	nsjonline.com	@nsjnews
Raleigh News and Observer	Chip Alexander (@ice_chip), Luke DeCock (@LukeDeCock)	newsobserver.com	@newsobserver
Spectrum	J.B. Ricks (@JB_Ricks)	spectrumlocalnews.com/nc/triangle-sandhills	@SpecNews1RDU
Tar Heel Illustrated	Andrew Jones, Jacob Turner (@JacobTurnerTHI)	northcarolina.rivals.com	@HeelIllustrated
Tar Heel Tribune	R.L. Bynum (@RL_Bynum)	TarHeelTribune.com	@RL_Bynum
#USA Today Network	Rodd Baxley (@RoddBaxley)	fayobserver.com/sports	@FO_Sports
WFMY (CBS, Triad)	Brian Hall (@bhallwfmy)	wfmynews2.com	@WFMY
WNCT (CBS, Greenville)	Brian Bailey (@bbaileywnct)	wnct.com	@wnct9
WRAL (NBC, Triangle)	Chris Lea (@chrisleaTV), Kacy Hintz (@WRALKacyHintz), Pat Welter (pwelter@wral.com)	wral.com	@WRAL
WRAL.com/99.9 the Fan (Triangle web/radio)	Adam Gold (@AGoldFan)	wralsportsfan.com	@WRALSportsFan
WTVD (ABC, Triangle)	Travon Miles (@TrayABC11), Kate Rogerson (@KateRogersonTV)	abc11.com	@ABC11_WTVD

The USA Today Network of papers includes the Asheville Courier-Tribune, Asheville Citizen-Times, Burlington Times-News, Fayetteville Observer, Gaston Gazette, Hendersonville Times-News, Jacksonville Daily News, Kinston Free Press, Lexington Dispatch, New Bern Sun Journal, Shelby Star and Wilmington Star-News

SELECT NATIONAL MEDIA (X)

Andrea Adelson, ESPN (@aadelsonESPN), Cory Alexander, ACC Network (@CoryAlexanderVA), Debbie Antonelli, ESPN/ACCN (@debbieantonelli), Roxy Bernstein, ESPN (@roxybernstein), Joel Berry II, ACC Network (@JoelBerryII), Paul Biancardi, ESPN (@PaulBiancardi), Jay Bilas, ESPN (@JayBilas), Carlos Boozer, ACCN (@MisterCBooz), Jeff Borzello, ESPN (@jeffborzello), Drew Carter, ACCN (@Drewdle25), Mike Couzens, ESPN (@MikeCouzens), Jon Crispin, ESPN (@JonCrispinESPN), Dalen Cuff, ACCN/ESPN (@DalenCuff), Rob Dauster, Field of 68 (@RobDauster), Rece Davis, ESPN (@ReceDavis), Seth Davis, CBS/The Messenger (@SethDavisHoops), Mike DeCourcy, Sporting News (@tsnmike), Jimmy Dykes, ESPN (@CoachJimmyDykes), Wes Durham, ACC Network/ESPN (Wes Durham (@WesDurham), Sean Farnham, ESPN (@SeanFarnham), John Feinstein, Washington Post (@JFeinsteinBooks), Pat Forde, Sports Illustrated (@ByPatForde), Fran Fraschilla, ESPN (@franfraschilla), Katie George, ACC Network (@Katie_George05), Jeff Goodman, Field of 68/The Messenger (@GoodmanHoops), Seth Greenberg, ESPN (@SethOnHoops), Brian Hamilton, The Athletic (@_Brian_Hamilton), Luke Hancock, ACCN (@lukeskywalka11), Bryan Ives, ESPN research (@awaytoworthy), Andy Katz, NCAA.com (@TheAndyKatz), Mike Lopresti, NCAA.com (LoprestiSports), Joe Lunardi, ESPN (@ESPNLunardi), Myron Medcalf, ESPN (@MedcalfByESPN), Mike Monaco, ACCN (@MikeMonaco_), Matt Norlander, CBS (@MattNorlander), Dana O'Neil, The Athletic (@DanaO'NeilWriter), Gary Parrish, CBS (@GaryParrishCBS), Dave Pasch, ESPN (@DavePasch), Ken Pomeroy, KenPom.com (@kenpomeroy), Kelsey Riggs, ACCN (@KelseyRiggs), Jon Rothstein, CBS (@JonRothstein), Anish Shroff, ESPN (@AnishESPN), Dan Shulman, ESPN (@DShulman_ESPN), Chris Spatola, ESPN (@Chris_Spatola), Pete Thamel, ESPN (@PeteThamel), Dick Vitale, ESPN (@DickieV), Bill Walton, ESPN (@BillWalton), Dick Weiss, BlueStar Media (@HoopsWeiss), Dan Wetzel, Yahoo! (@DanWetzel), Shammond Williams, Carolina Conversation (@shammondwillia2)




2023-24 PHOTO ROSTER



1 - ZAYDEN HIGH
6-9, 225, Fr., F
Rockwell, Texas




2 - ELLIOT CADEAU
6-1, 180, Fr., G
West Orange, N.J.



3 - CORMAC RYAN
6-5, 195, Gr., G
New York, N.Y.



4 - RJ DAVIS
6-0, 180, Sr., G
White Plains, N.Y.



5 - ARMANDO BACOT
6-11, 240, Gr., F/C
Richmond, Va.




7 - SETH TRIMBLE
6-3, 195, So., G
Menomonee Falls, Wis.



8 - PAXSON WOJCIK
6-5, 195, Gr., G
Charleston, S.C.



13 - JALEN WASHINGTON
6-10, 230, So., F
Gary, Ind.




14 - CREIGHTON LEBO
6-1, 180, Sr., G
Greenville, N.C.




22 - ROB LANDRY
6-4, 190, Sr., G
Greensboro, N.C.



24 - JAE'LYN WITHERS
6-9, 215, Sr., F
Charlotte, N.C.




**32 - JAMES OKONKWO
Jr., F**
Maidenhead, England



34 - DUWE FARRIS
6-7, 210, Sr., F
Charlotte, N.C.



55 - HARRISON INGRAM
6-7, 230, Jr., F
Dallas, Texas



HUBERT DAVIS
Head Coach



BRAD FREDERICK
Assistant Coach



JEFF LEBO
Assistant Coach



SEAN MAY
Assistant Coach



MARCUS PAIGE
Director of Team &
Player Development



PAT SULLIVAN
Director of Recruiting



ERIC HOOTS
Director of Operations



KIERSTEN STEINBACHER
Asst. Director of
Operations



JONAS SAHRATIAN
Director of Strength
& Conditioning



DOUG HALVERSON
Athletics Trainer