



NEW ORLEANS PELICANS  
**MEDIA GUIDE**

2023-24



## CREDITS

Editors  
Design, Layout and Production  
Photography  
Special Thanks

Matt Ryan, Chris Trahan, Henry Valier, Janelle Davis  
Grant Osborne  
Layne Murdoch, NBA Photos  
Randy Robles, Bob Rosen, Chris Thorn and the Elias Sports Bureau

© 2023 New Orleans Pelicans

All NBA and team insignia depicted in this publication are the property of NBA Properties, Inc. and the respective teams of the NBA and may not be reproduced for commercial purposes without the prior written consent of NBA Properties, Inc.

The information contained in this publication was compiled by the New Orleans Pelicans and is provided as a courtesy to our fans and the press and may be used only for personal or editorial purposes. Any commercial use of this information is prohibited without the prior written consent of the New Orleans Pelicans.

# TABLE OF CONTENTS

## GENERAL INFORMATION



5800 Airline Drive  
Metairie, LA 70003  
(504) 593-4700  
www.pelicans.com

## 2023-24 KEY DATES

<b>October 18</b>	Start of the 2022-23 NBA Regular Season
<b>October 28</b>	NBA G League Draft
<b>October 30 – Nov. 9</b>	NBA G League Training Camp
<b>November 3</b>	In-Season Tournament begins
<b>November 9</b>	Rosters set for NBA G League Opening Day (5 p.m. ET)
<b>November 10</b>	NBA G League Season begins
<b>November 9</b>	NBA Mexico City Game, Atlanta Hawks vs. Orlando Magic (Mexico City, Mexico)
<b>December 7</b>	NBA In-Season Tournament Semifinals (Las Vegas, NV)
<b>December 9</b>	NBA In-Season Tournament Finals (Las Vegas, NV)
<b>December 19-22</b>	NBA G League Winter Showcase and Showcase Cup Championship Game
<b>December 27</b>	NBA G League 34-game regular season begins
<b>January 5</b>	10-day contracts may now be signed
<b>January 10</b>	All NBA contracts are guaranteed for the remainder of the season
<b>January 11</b>	NBA Paris Game, Brooklyn Nets vs. Cleveland Cavaliers (Paris, France)
<b>February 8</b>	NBA Trade Deadline (3 p.m. ET)
<b>February 16-18</b>	NBA All-Star 2024 (Indianapolis, IN)
<b>February 16-21</b>	NBA All-Star break
<b>March 30</b>	NBA G League Regular Season ends
<b>April 2</b>	NBA G League Playoffs begin
<b>April 14</b>	Regular Season ends
<b>April 16-19</b>	NBA Play-In Tournament
<b>April 20</b>	NBA Playoffs 2024 begin
<b>April 28</b>	NBA Early Entry Eligibility Deadline (11:59 p.m. ET)
<b>May 6-7</b>	Conference Semifinals begin (possible move up to May 4-5)
<b>May 12</b>	NBA Draft Lottery 2024 presented by State Farm

## NBA ALIGNMENT

### WESTERN CONFERENCE

#### Northwest Division

Denver Nuggets  
Minnesota Timberwolves  
Oklahoma City Thunder  
Portland Trail Blazers  
Utah Jazz

#### Pacific Division

Golden State Warriors  
LA Clippers  
Los Angeles Lakers  
Phoenix Suns  
Sacramento Kings

#### Southwest Division

Dallas Mavericks  
Houston Rockets  
Memphis Grizzlies  
New Orleans Pelicans  
San Antonio Spurs

### EASTERN CONFERENCE

#### Central Division

Chicago Bulls  
Cleveland Cavaliers  
Detroit Pistons  
Indiana Pacers  
Milwaukee Bucks

#### Southeast Division

Atlanta Hawks  
Charlotte Hornets  
Miami Heat  
Orlando Magic  
Washington Wizards

#### Atlantic Division

Boston Celtics  
Brooklyn Nets  
New York Knicks  
Philadelphia 76ers  
Toronto Raptors



# TABLE OF CONTENTS

## TABLE OF CONTENTS

### LEADERSHIP

8	Gayle Benson
12	Tom Benson
16	Dennis Lauscha
18	Greg Benschel
19	Ben Hales
20	Ed Lang
21	Vicky Neumeyer
	Greg Rouchell
22	Michael Stanfield

### BASKETBALL OPERATIONS

24	David Griffin
25	Trajan Langdon
26	Swin Cash
27	Willie Green
28	James Borrego
29	Jarron Collins
	Ryan Fraizer
30	Casey Hill
	Aaron Miles
31	Fred Vinson
	Mike D'Antoni
32	Corey Brewer
	Darnell Lazare
	Ed Flynn
33	Bryson Graham
	Marc Chasanoft
	Michael Hartman
34	Alex Kaufman
	Amy Atmore
	Daniel Bove
35	Tom Maystadt
	Stan Williams
	David Jovanovic
36	Basketball Operations Staff

### PLAYERS

38-39	Roster
40-42	Jose Alvarado
43-44	Dyson Daniels
45	Jordan Hawkins
46-49	Brandon Ingram
50-53	Herb Jones
54-55	Kira Lewis, Jr.
56	E.J. Liddell
57-58	Naji Marshall
59-62	CJ McCollum
63-65	Trey Murphy III
66-68	Larry Nance Jr.
69-73	Jonas Valanciunas
74-76	Zion Williamson
77-80	Cody Zeller
81-82	Kaiser Gates
83-84	Dereon Seabron

### 2022-23 SEASON SUMMARY

86	Final Roster & Statistics
87	Game-by-Game Final Results
88	Team Highs and Lows
89	Individual Highs
90	Top Team Performances
	Top Individual Performances
91-93	Miscellaneous Statistics
94	Leadership
	Missed Games

### TEAM HISTORY

96	Year-by-Year Coaches/Assts/Execs
97-116	Year-by-Year Statistics
117-136	All-Time Roster
137-148	All-Time Transactions
149	Draft History
150	Award Winners
151	All-Star Weekend
152-153	All-Time Collegiate Roster
154-155	All-Time Numerical Roster
156	Franchise Firsts
	All-Time Attendance Totals
157-159	All-Time Preseason Results/Records

### RECORDS

161-162	Team Highs/Lows
163-164	Opponent Team Highs/Lows
165	Individual Highs
166	Opponent Individual Highs
167	Miscellaneous Records
	All-Time Top Team Performances
	All-Time Top Individual Performances
168	Rookie Highs
	Margins/Leads/Highest Score
169	Top Scoring Performances
	Consecutive Games Records
	Triple-Doubles
	20-Point/20-Rebound Performances
170-172	Year-by-Year Comparisons
	Record When
	Record by
	Year-by-Year Leaders
173	Year-by-Year NBA Rankings
174	Career Leaders
175	Franchise Bests
176-179	Playoff Records
	All-Time Game-by-Game
	Year-by-Year Statistics
180-181	All-Time Team Highs and Lows
182	Top Team Performances
183	Top Individual Performances
184	Playoff Leaders

### OPPONENTS/NBA

186	Atlanta Hawks
	Boston Celtics
187	Brooklyn Nets
	Charlotte Hornets
188	Chicago Bulls
	Cleveland Cavaliers
189	Dallas Mavericks
	Denver Nuggets
190	Detroit Pistons
	Golden State Warriors
191	Houston Rockets
	Indiana Pacers
192	Los Angeles Clippers
	Los Angeles Lakers
193	Memphis Grizzlies
	Miami Heat
194	Milwaukee Bucks
	Minnesota Timberwolves
195	New York Knicks

196	Oklahoma City Thunder
	Orlando Magic
	Philadelphia 76ers
197	Phoenix Suns
	Portland Trail Blazers
198	Sacramento Kings
	San Antonio Spurs
199	Toronto Raptors
	Utah Jazz
200	Washington Wizards
	2022-23 Standings
201	2022-23 NBA Indiv. Leaders
202	2022-23 NBA Team Indiv. Highs & Lows
203	2022-23 Attendance Totals
	NBA Honor Roll
204	2023 NBA Draft
205-206	All-Time NBA Statistical Leaders
206	All-Time NBA Career Scorers

### MEDIA

208	Following the Pelicans/Affiliates
209	Joel Meyers
	Antonio Daniels
	Jen Hale
210	Todd Graffagnini
	John DeShazier
211	Erin Summers
	Joe Cardosi
	Gus Kattengell
212	Doug Tatum
	Jim Eichenhofer
213	Matt Ryan
	Chris Trahan
	Henry Valier
	Sam Shannon
	Janelle Davis
214-215	Media Guidelines & Policies

### MISCELLANEOUS

217	Smoothie King Center
218	Ticket Map
	Ochsner Sports Performance Center
219	Logos/Marks
220	Uniforms
221	Court Design
222	NBA Information
	International Offices
223-224	2023-24 NBA G League Directory
225-227	Birmingham Squadron
228-229	Community Initiatives
	NBA Cares



# TABLE OF CONTENTS

## STAFF DIRECTORY

### EXECUTIVE

Gayle Benson	.....	Governor
Dennis Lauscha	.....	President
Greg Bensef	..... Sr. Vice President of Communications, Broadcast, Community and Governmental Relations	
Ben Hales	..... Sr. Vice President/Chief Operating Officer	
Ed Lang	..... Sr. Vice President/Chief Financial Officer	
Vicky Neumeyer	..... Sr. Vice President/General Counsel	
Greg Rouchell	..... Sr. Vice President of Human Resources/Corporate Counsel	
Michael Stanfield	..... Sr. Vice President of Sales	
Melissa Scott	..... Senior Executive Assistant to the Governor	
Melissa Ann Hoang	..... Executive Personal Assistant to the Governor	
Jeanne Brown	..... Executive Assistant to the President	
Eldric Washington	..... Personal Assistant to the Governor	

### BASKETBALL OPERATIONS

David Griffin	..... Executive Vice President of Basketball Operations
Trajan Langdon	..... General Manager
Swin Cash	..... Vice President, Basketball Operations & Team Development
Bryson Graham	..... Assistant General Manager
Marc Chasanoff	..... Senior Director of Basketball Operations
Michael Hartman	..... Senior Director of Basketball Operations
Michael Blackstone	..... Vice President of Basketball Administration
Adam Barnes	..... General Manager, Birmingham Squadron
Patrick Spurgin	..... Pro Scout
Todd Quinter	..... Director of Pro Personnel
Ron Meikle	..... College Scout
Gar Forman	..... College Scout
Chico Averbuck	..... College Scout
Jarrett Sutton	..... College Scout
Matt Whinrey	..... Advance Scout
Rohan Ramadas	..... Basketball Analyst
Dom Samangy	..... Basketball Analytics Coordinator
Ashley Amoss	..... Basketball Operations Manager
Alex Kaufman	..... Manager of Player Evaluation and Basketball Operations
Ethan Gold	..... Senior Coordinator of Player Engagement
Teniya Page	..... Family/Player Programs Liaison
Peggy McCranie	..... Basketball Operations Receptionist
Chico Robinson	..... Director of Team Security
Sherman Mushatt	..... Security Officer
John Butler	..... Security Officer

### COACHING

Willie Green	..... Head Coach
James Borrego	..... Associate Head Coach
Jarron Collins	..... Assistant Coach
Ryan Frazier	..... Assistant Coach
Casey Hill	..... Assistant Coach
Aaron Miles	..... Assistant Coach
Fred Vinson	..... Assistant Coach
Mike D'Antoni	..... Coaching Advisor
Corey Brewer	..... Player Development Coach
Darnell Lazare	..... Player Development Coach
James Laughlin	..... Coaches Chief of Staff
Brandon Demas	..... Two-Way Coach
Jordan McGuire	..... Player Development/Assistant Shooting Coach
Ed Flynn	..... Head Video Coordinator
Garrus Adams	..... Assistant Video Coordinator
Jake McGee	..... Assistant Video Coordinator
Keith Omoerah	..... Video/Player Development Assistant

### ATHLETIC TRAINING

Amy Atmore	..... Director of Rehabilitation
Daniel Bove	..... Director of Performance & Sports Science
Tom Maystadt	..... Head Athletic Trainer
Aaron Nelson	..... Special Advisor to the Medical and Performance Team
Dr. Scott Montgomery	..... Team Orthopedic Surgeon
Dr. Andrew Gottschalk	..... Team Internal Medicine Doctor
Jenna Rosen	..... Director of Mental Health and Wellness
Jana Austin	..... Assistant Athletic Trainer
Mike Montgomery	..... Assistant Athletic Trainer
Stan Williams	..... Head Strength & Conditioning Coach/Assistant Athletic Trainer
Jordan Kincaide	..... Assistant Strength & Conditioning Coach
Mary Martinko	..... Massage Therapist
Ariel St. Julien	..... Team Dietician

### EQUIPMENT

David Jovanovic	..... Equipment Manager
Jaxon Markworth	..... Asst. Equipment Manager/Travel Coordinator
Adam Mendelson	..... Assistant Equipment/Facilities Manager

### COMMUNICATIONS

Matt Ryan	..... Executive Director of Basketball Communications
Chris Trahan	..... Sr. Manager, Basketball Communications & Broadcast
Henry Valier	..... Basketball Communications Coordinator
Sam Shannon	..... Corporate Communications Manager
Janelle Davis	..... Communications Associate

### BROADCASTING

Josh Richardson	..... Executive Producer
Joel Meyers	..... TV Play-by-Play Announcer
Antonio Daniels	..... TV Color Analyst
Jen Hale	..... TV Sideline Reporter
Todd Graffagnini	..... Radio Play-by-Play Announcer
John DeShazier	..... Radio Color Analyst
Erin Summers	..... Broadcast Coordinator
Joe Cardosi	..... Radio Production Coordinator

### DIGITAL/SOCIAL MEDIA

Doug Tatum	..... Vice President of Digital Media
Alex Restrepo	..... Senior Director of Social Media
Beth Blackburn	..... Director of Digital Platforms
Andy Weibaecher	..... Web Developer
Jim Eichenhofer	..... Publications & New Media Manager
Justin Vlosich	..... Digital Media Coordinator
Madison Leavelle	..... Social Media Illustrator
Megan Kottemann	..... Social Media Manager
Tatiana Lubanko	..... Social Media Coordinator
Christian Verde	..... Social Media Coordinator
Jean Marie Jenkins	..... Social Media Associate
Hannah McCreight	..... Social Media Associate
Andrew Lang	..... Digital Media Associate

### FINANCE & ACCOUNTING

David Chaix	..... Vice President, Team Accounting
Mallory Vedros	..... Controller
Justin Pellegrini	..... Financial Reporting Manager
Kristi Dupuy	..... Sr. Accounting Coordinator
Alicia Dupart	..... Payroll Manager
Felicia Jones	..... Payroll Specialist
Teresa Magallanes	..... Accounting Coordinator
Alex Watermerier	..... Coordinator, Accounts Receivable

### HUMAN RESOURCES

Darvelle Hutchins	..... Vice President of Equity & Impact
Mary Vinet	..... Senior Director People and Benefits
Linley Fenlason	..... Sr. Talent Acquisition and Retention Manager

# TABLE OF CONTENTS

Charlene Brown.....Benefits and Legal Coordinator  
 Katie Keane.....Human Resources Coordinator  
 Tori Scott.....Receptionist

## LEGAL

Matt Sharpe.....Associate General Counsel

## INFORMATION TECHNOLOGY

Jeff Huffman.....Sr. Director of IT Security and Administration  
 Jody Barbier.....Sr. Director of IT Operations  
 Chris Chapital.....Computer and Information Systems Manager  
 Brock Orrett.....Systems Administrator  
 Kelvin Smith.....Sr. Network Administrator  
 Robert Crump.....IT Support Specialist  
 Joaquim Burras.....IT Support Specialist

## CONSUMER INSIGHTS & ANALYTICS

Rich Barbier.....VP, Consumer Insights & Analytics  
 Basem Elkhathib.....Sr. Business Intelligence Analyst  
 Luis Carlos Villaseñor.....Business Intelligence Analyst  
 Victoria Boldis.....Consumer Insights Analyst  
 Leighla Waterman.....Consumer Insights Analyst  
 Sam Murray.....Data Engineer

## BUSINESS OPERATIONS

Stephen Pate.....Vice President of Business Operations  
 Ian Tigchelaar.....Senior Director of Business Operations  
 Katie Krajcer.....Director of Event Policies & Fan Engagement  
 Morgan Parmar.....Senior Manager, Fan Engagement/Initiatives  
 Megan Bourg.....Event Policy/Fan Engagement Manager  
 Courtney Kennedy.....Fan Engagement/Operations Manager  
 Giancarlo Hernandez.....Operations & Fan Engagement Coordinator  
 Brady Johnson.....Operations & Fan Engagement Associate  
 Kelsey Curry.....Operations & Fan Engagement Associate

## SOCIAL UNIFICATION/YOUTH SPORTS

Elicia Broussard Sheridan.....Senior Director of Social Responsibility  
 Jason Lapouble.....Youth Sports Development Manager  
 Adam Fournier.....Social Responsibility Manager  
 Emily Heinemann.....Social Responsibility Associate  
 Amon Crisden.....Youth Sports Associate  
 Ahmad Jones.....Youth Sports Associate

## MARKETING AND GAME PRESENTATION

Nancy Gold.....Vice President of Brand Strategy  
 Mel Barry.....Marketing Director  
 Hollin Caire.....Design Director  
 Dan Askin.....Director of Digital Marketing  
 Andrew Soules.....Marketing Manager  
 Luke Halvorsen.....Graphic Designer  
 Christopher Grim.....Graphic Designer  
 Grant Osborne.....Creative Services Associate  
 Mariana Jerez.....Senior Manager, Special Events  
 Charity Mackey.....Brand & Events Coordinator  
 Chrissy Flores.....Director of Game Experience  
 Hailey Williams.....Senior Coordinator, Game Experience  
 Jessica Weinberg.....Game Experience Coordinator  
 Kinsey Hopkins-Campbell.....Game Experience Coordinator  
 Anitra Christman.....Game Experience Coordinator  
 Allie Lichte.....Game Experience Associate  
 Ben Grinsteiner.....Game Experience Associate  
 Sara Anderson.....Director of Entertainment Teams  
 Jennifer Craig.....Entertainment Teams Manager

## PRODUCTION

Shaneika Dabney-Henderson.....Vice President of Production  
 James Crosbie.....Sr. Director of Video Production  
 Brianna Latino-Stubbs.....Director of Production

Layne Murdoch Jr.....Director of Photography  
 Jon Lavengotto.....Senior Content Manager  
 Shota Hashimoto.....Senior Manager, Motion Graphics  
 Brendan Hassett.....Livestream Manager  
 Edwin Ford.....Production Manager  
 Jon Mahody.....Producer/Editor  
 Christopher Sims.....Producer/Editor  
 John Sebag.....Videographer/Editor  
 Forest Gaines.....Producer/Videographer  
 Ryan Micklin.....Junior Editor  
 Blairre Perriatt.....Senior Coordinator, Motion Graphic  
 Issabelle Vu.....Motion Graphics Coordinator  
 Colin Spangler.....Video Production Associate  
 Nik Wismar.....Motion Graphics Associate  
 Jada Brown.....Video Production Associate

## TICKET SALES & SERVICE LEADERSHIP

Bryan Ross.....Vice President of Ticket Sales, Service & Operations  
 Blake Simon.....Senior Director of Ticket Service & Operations  
 Matt Dixon.....Senior Director of Ticket Sales  
 Chris Guidry.....Senior Director of Ticket Sales  
 Zac Cooper.....Director of Season Ticket Sales  
 Anthony Parilla.....Director of Sales & Retention

## SEASON TICKET SALES & RETENTION

Brian Bean.....Season Ticket Sales Manager  
 Courtney Gros.....Senior Sales & Retention Account Executive  
 Blake Leonard.....Senior Sales & Retention Account Executive  
 Jordan Thomas.....Senior Sales & Retention Account Executive  
 Chandler Blackmond.....Season Ticket Sales Account Executive  
 Ryan Callahan.....Season Ticket Sales Account Executive  
 Gabriel Chasin.....Season Ticket Sales Account Executive  
 Cody Link.....Season Ticket Sales Account Executive  
 Mallory Panzavecchia.....Season Ticket Sales Account Executive  
 Jonathan Rene.....Season Ticket Sales Account Executive  
 Tyler Sherman.....Season Ticket Sales Account Executive  
 Carrie Albright.....Sales & Retention Account Executive  
 Austin Busby.....Sales & Retention Account Executive  
 Larry Staub.....Sales & Retention Account Executive  
 Dimitric Young.....Sales & Retention Account Executive

## PREMIUM SEATING

Molly Threeton.....Premium Service Manager  
 Jesse Nantz.....Premium Seating Account Executive  
 Robbie Lynch.....Premium Seating Account Executive  
 David Stern.....Premium Seating Account Executive  
 Tyler Westbrook.....Premium Seating Account Executive  
 Meghan Rotolo.....Premium Service Coordinator

## GROUP TICKET SALES & SERVICE

Denton Hunter.....Senior Manager, School Programs Sales & Service  
 Chris Harpster.....Group Sales Manager  
 Lindsey Stanek.....Senior Group Sales Account Executive  
 Eric Morris.....Group Sales Account Executive  
 Caroline Yates.....Group Sales Account Executive  
 Bailee McCoy.....Group Service Coordinator  
 Ally Musso.....Group Service Associate  
 Sophie Lazear.....Group Service Associate

## TICKET OPERATIONS

Kevin Blau.....Director, Ticket Operations  
 Lauren Brown.....Manager, Ticket Operations  
 Joe Chavis.....Manager, Ticket Operations  
 Austin Myers.....Box Office Manager  
 Anna Hahn.....Ticket Operations Coordinator  
 Jesus Jaime-Guttierrez.....Ticket Operations Coordinator  
 Emerson Nance.....Ticket Operations Coordinator  
 Daisy Hernandez-Lopez.....Ticket Operations Associate



# TABLE OF CONTENTS

## TICKET SERVICE

Angela Leon .....	Ticket Administration Manager
Josh Daniels .....	Ticket Service Coordinator
Bryson Parker .....	Ticket Service Coordinator
Russell Houston .....	Ticket Service Associate
Deonte' Hurst .....	Ticket Service Associate
Bryan Morris .....	Ticket Service Associate
Chelsey Morris .....	Ticket Service Associate

## INSIDE SALES

Gene Baker .....	Inside Sales Associate
David Brosnan .....	Inside Sales Associate
Jacorey Brown .....	Inside Sales Associate
Jack Gordon .....	Inside Sales Associate
Lilian Johnson .....	Inside Sales Associate
Brendan Keith .....	Inside Sales Associate
Miguel Leal .....	Inside Sales Associate
Brian Mensch .....	Inside Sales Associate
Jacob Snyder .....	Inside Sales Associate
Frankie Timphony .....	Inside Sales Associate
Eric Yalowitz .....	Inside Sales Associate

## CORPORATE PARTNERSHIPS

Matt Webb .....	Vice President of Corporate Partnerships
Justin Baldinger .....	Director of Corporate Partnership
.....	Sales & Strategy
Erica Bernandas .....	Director of Corporate Partnerships
.....	Sales & Innovation
Taylor Johnson .....	Director, Partnership Marketing
Erik Naranjo .....	Director, Partnership Marketing
Jonathan Pizzo .....	Sales Director, Corporate Partnership
Fred Ruckert .....	Senior Manager of Broadcasting and Marketing
Blair Positerry .....	Graphics & Events Manager
Andrew Boylan .....	Partnership Sales Account Manager
Victoria Weber .....	Partnership Sales Account Manager
Sara Hayes .....	Partnership Marketing Manager
McKell McLaughlin .....	Partnership Marketing Manager
Eavan Roark .....	Partnership Marketing Manager
MaryClare Stannard .....	Partnership Marketing Manager
Russell Tebeleff .....	Partnership Marketing Manager
Ashley Livaccari .....	Corporate Partnerships Project Coordinator
Desiree' Chambers .....	Partnership Marketing Coordinator
Sydney LaBiche .....	Partnership Marketing Coordinator
Caitlin Link .....	Partnership Marketing Coordinator
Andrew Cronin .....	Corporate Partnership Associate
Ryan Ngo .....	Corporate Partnership Associate



**LEADERSHIP**



# LEADERSHIP



## **GAYLE BENSON**

### **GOVERNOR**

Gayle Benson provides leadership for the New Orleans Pelicans and New Orleans Saints as Governor, succeeding her husband, Tom Benson, who passed away on March 15, 2018, after purchasing the Saints in 1985 and the Pelicans franchise in 2012. The New Orleans native is an accomplished business professional and philanthropist with strong ties to the local community and a dedication to the growth and enhancement of the Gulf South region.

Mr. and Mrs. Benson worked together to build championship-level NBA and NFL organizations, housed in state-of-the-art facilities at the Ochsner Sports Performance Center, Smoothie King Center and Caesars Superdome, while making a positive impact in the community away from the basketball court and football field as well.

Immediately upon Mr. and Mrs. Benson's purchase of the former Hornets franchise from the NBA in 2012, construction began on a state-of-the-art basketball practice facility to house the entire organization together, and the franchise was rebranded as the Pelicans. Through agreements with the State of Louisiana, the Smoothie King Center has undergone a complete renovation since the 2012 purchase, featuring a new center-hung HD scoreboard, which debuted in 2015, along with several additional fan upgrades. Because of the Bensons' commitment to the arena, NBA All-Star Weekend was awarded to New Orleans in 2014 and 2017, making the city one of just seven current NBA markets to host the mid-season event at least three times.

Active in league affairs, Mrs. Benson serves as a member of the NBA's Labor Relations Committee and was named to the NBA Foundation Board of Directors in 2020. As a board member, she is constantly an advocate for the city of New Orleans and the state of Louisiana. Since her 2020 addition, every distribution by the foundation has benefited New Orleans nonprofits. On the court, she oversaw a significant overhaul of the Pelicans in 2019 when she hired Executive VP of Basketball Operations David Griffin and committed to significant upgrades to the Ochsner Sports Performance Center's basketball facilities. Through the support of these organizational improvements by Mrs. Benson, combined with a shrewd build of the roster and the hiring of Head Coach Willie Green, the Pelicans have established a strong foundation.

In addition to running both an NBA and NFL franchise, Mrs. Benson led the relocation and renaming of the Pelicans G-League affiliate, the Birmingham Squadron. The name, which was announced in 2021, not only references Benson's NBA team (a Squadron is a group of Pelicans), but honors Alabama's military history. The decision to place the team in Birmingham came easily to Mrs. Benson, who has shown a perpetual effort to grow both the game of basketball and the Gulf South economy. In their inaugural season, the Squadron made the playoffs and ranked second in league attendance. Benson's commitment to the Birmingham community is apparent in her investments to various local organizations.

Under the guidance of Mr. and Mrs. Benson, the Saints have reached new heights since 2006, when they entrusted Executive-Vice President/General Manger Mickey Loomis to set the direction for the organization, making important coaching hires and continually supplementing and upgrading the roster through the draft, free agency and trades. Since then, the franchise has reached its highest point of success, posting a 175-116 record from 2006-22, featuring ten winning seasons, nine playoff berths, seven division titles, three NFC Championship appearances and the Super Bowl XLIV title. Off the field, the Caesars Superdome is more than halfway through a five-year, multiple-phase enhancement. The Caesars Superdome has been sold out on a season ticket basis for every campaign since 2006, with a waiting list of over 73,000 and 172 consecutive sellouts for contests played at the facility through 2022. The facility is currently undergoing a \$475 million renovation which will allow it to retain its standing as one of the world's iconic multipurpose facilities. The club has also positioned itself as a leader in the community, assisting with the recovery from several natural disasters as well as the COVID-19 pandemic, while constantly working to enhance the region as a whole.



# LEADERSHIP

Community investment and giving back have been hallmarks of Mr. and Mrs. Benson's ownership of the Pelicans and Saints. This tradition continues under the stewardship of Mrs. Benson, who shares her late husband's vision and passion for helping others. She has further enriched the New Orleans community through her support of causes in the health and wellness, cancer care, education, arts and faith-based sectors.

As dedicated corporate citizens, the Pelicans and Saints annually put millions of dollars back into the community in financial support, in-kind donations, charitable appearances and donations of goods and services. Mrs. Benson's philanthropic leadership has been recognized far and wide since she became Governor.

Mrs. Benson has always responded to community hardships and adversity by getting involved and taking action. With the COVID-19 pandemic and Hurricane Ida challenging the New Orleans area and its citizens since 2020, Mrs. Benson has donated over \$2 million, partnering with the Greater New Orleans Foundation to assist local organizations and individuals in need to help the region and its residents recover from these circumstances. In 2020, utilizing the platform of the Saints and Pelicans to harness the unifying power of sport, Benson formed the Social Justice Leadership Alliance to advance race relations across the Gulf South and the country. The alliance, which features front office executives and players from both franchises in leadership positions, advocates for issues of change in minority communities.

In 2014, Mrs. Benson was honored with the New Orleans Council for Community and Justice Weiss Award, recognizing achievement for exceptional civic and humanitarian contributions. In 2015, Mr. and Mrs. Benson were honored by the regional chapter of the Anti-Defamation League with the A.I. Botnick Torch of Liberty Award.

In March 2018, Mrs. and Mr. Benson (posthumously), received a Dermot McGlinchey Lifetime Achievement Award from Tulane University, honoring those who have demonstrated service, volunteer involvement and commitment to Tulane and their hometown communities. In September of 2018, Mrs. Benson was inducted into the University of New Orleans' Hall of Distinction, along with her late husband (posthumously).

In 2019, Mrs. Benson received several important honors. She was honored by Xavier University of Louisiana with the Sister Maris Stella "Women of Faith" Award and was recognized by the United Negro College Fund with the group's MASKED Award for her support of educational opportunities for all. Mrs. Benson was honored by the Allstate Sugar Bowl Chapter of the National Football Foundation/College Football Hall of Fame with its Distinguished American Award. The National World War II Museum selected her as an American Spirit Medallion recipient. The Greater New Orleans Foundation honored Mrs. Benson with the organization's Spark Plug Award, given to an individual whose philanthropy in the greater New Orleans community has been exemplary.



In 2021, Mrs. Benson was presented by the University of Holy Cross with its Spes Unica Award, the educational institution's highest honor, based on her support of the university's mission to educate both the mind and heart. She was the Times-Picayune's 2021 Loving Cup award winner, an honor which has been presented since 1901 to men and women who have performed exemplary service to the community without expecting material recognition. Mrs. Benson was recognized by the local charity, Clover, as a co-recipient of the 2022 Reverend Beverley Warner Ward, for her extensive work with the non-profit whose mission is to educate children, strengthen families and build community. Mrs. Benson was honored by the American Cancer Society's Louisiana Chapter with their 2022 Heart & Soul Award for her constant support in the fight against cancer through the services provided to cancer patients, families and caregivers at Ochsner's Gayle and Tom Benson Cancer Center. She was recognized by the Southeast Louisiana Council, Boy Scouts of America with their 2022 "Distinguished Citizen" Award.



# LEADERSHIP

In August of 2023, Mrs. Benson received Kulture City's prestigious Human Highlight Never Moment Award in Birmingham, Alabama. Mrs. Benson was recognized for the organizations' commitment to persons with disabilities, including the Kulture City sensory rooms at the Smoothie King Center and Caesars Superdome, as well as the 2023 Saints Draft Crawfish Cook-Off, benefiting Autism Society of Greater New Orleans, Autism Speaks, Kulture City, Raphael Village and SOAR.



Mrs. Benson has received three important honors, recognizing her local commitment in both the business and charitable arenas. She was honored as a "Louisiana Legend" by Louisiana Public Broadcasting for distinguishing herself in the sports field and through her philanthropy. She was the recipient of the 2023 Black College Football Hall of Fame Founders Award, recognizing her and the Saints organization's financial support and community involvement with the HBCU Legacy Bowl postseason college football all-star game played at Tulane University. Tulane honored Mrs. Benson with the university's 2023 Distinguished Entrepreneur of the Year award.

In addition to serving on the boards of several local educational institutions and the New Orleans Museum of Art, Mrs. Benson also is a member of the Audubon Commission, which oversees the Audubon Nature Institute.

Mrs. Benson has been a longtime trusted and valued member of the local Catholic community, reflecting her deep faith. She has worked tirelessly with the Archdiocese of New Orleans' Catholic Charities organization and its umbrella agencies. These agencies feature nearly 50 programs and three affiliated ministries that deliver health and human services to the poor and vulnerable in the eight parishes that the Archdiocese serves, as well as food and nutrition services statewide. Mrs. Benson has also worked closely with St. Louis Cathedral's Rite of Christian Initiation for Adults (RCIA) program. Mrs. Benson's support of the Church has been recognized on numerous occasions. In 2002, she received the Medal of the Order of St. Louis Award for her dedication to the Church. In 2010, she became an Honorary Oblate of Mary Immaculate. In 2012, Mr. and Mrs. Benson received from Pope Benedict XVI the Pro Ecclesia et Pontifice award for outstanding service to the Church and the Pontiff, the highest Papal award granted to a lay person. She holds a leadership role after being inducted as Dame Commander with Star in the Equestrian Order of the Holy Sepulchre of Jerusalem and is a member of the Order of St. Lazarus, a confraternity of Christian faithful who profess their commitment to Jesus Christ.

Mrs. Benson began her professional career in 1968 as a manager for noted New York-based costume jeweler Celebrity Jewelry, overseeing and managing the daily operation of over 40 sales associates. She then branched out into real estate development, which allowed her to successfully integrate her passion for interior design with property management. She made her first real estate transaction in 1978 when she purchased a home in New Orleans' Irish Channel, and then sold the property eight months later after extensive restoration. She would go on to purchase, manage and eventually sell several more properties, primarily in the city's Uptown district.

In 1975, Mrs. Benson began a 30-year career in the design industry, where she achieved tremendous success. Throughout the course of her interior design career she was recognized with various professional awards and served as an inaugural member on the Louisiana State Board of Licensing for Interior Designers for four years. She directed numerous major design efforts with her clients, including the Caesars Superdome (formerly Louisiana and Mercedes-Benz Superdome), several of the city's most prestigious hotels, local supermarket chains and automobile dealerships.



In 2000, Mrs. Benson worked with the Superdome on renovations to the iconic New Orleans landmark's third and fourth-level public spaces, in addition to renovations on select suites. She also owned and developed a commercial real estate building on the corner of Laura and Octavia Streets, a women's clothing private enterprise called "Toujours la Ligne" and a designer's showroom called "Designers Resource," which served as a wholesale location for designers and architects seeking to purchase fabric, wall coverings and accessories. In 1983, the Men of Fashion Committee recognized Mrs. Benson as one of the "Ten Best Dressed Women in New Orleans."

# LEADERSHIP


In addition to her ownership of the Pelicans and Saints, Mrs. Benson established GMB Racing Stables in 2014 with an initial purchase of seven colts and the hiring of three veteran trainers, all with Louisiana ties. In 2016, two of the thoroughbreds, Mo Tom and Tom's Ready, participated in the Kentucky Derby. Her horse Lone Sailor ran in the 2018 Kentucky Derby and Preakness. She owns Benson Farm in Paris, Ky; a 1,000-acre farm with nearly 50 horses. As part of her passion for horse racing, she is a member of the Jockey Club of New York. Mrs. Benson also serves as the owner of four local automotive dealerships (Best Chevrolet, Cadillac of New Orleans, Mercedes-Benz of New Orleans and Mercedes-Benz Van Center), Benson Tower, Benson Capital Partners, Faubourg Brewing Co., Corporate Realty and as part of a partnership owns the Hyatt Regency New Orleans.

Mrs. Benson was born in New Orleans and grew up in Old Algiers. She began her education in Catholic schools and graduated in 1966 from Martin Behrman High School in Algiers. She received a Doctorate of Letters from Notre Dame Seminary in 2014. Serving as keynote speaker at their respective commencement ceremonies, Mrs. Benson has been awarded honorary degrees from University of Holy Cross (2015), Southern University of New Orleans (2021) and Delgado Community College (2022) and an Honorary Doctor of Humane Letters from Loyola University New Orleans (2019).

Mr. and Mrs. Benson married on October 29, 2004 at the Immaculate Conception Memorial Chapel in San Antonio, Texas. Mr. Benson died on March 15, 2018.



# LEADERSHIP



**TOM BENSON**

1927-2018

In a career in business and professional sports that spanned over 70 years, Tom Benson was an endearing figure in his hometown of New Orleans as well as throughout the NBA and the NFL. Mr. Benson served as the owner of the New Orleans Pelicans since 2012 and the New Orleans Saints since 1985 until his death on March 15, 2018. He was survived by his wife Gayle.

In 2012 Mr. Benson purchased the Hornets franchise from the National Basketball Association, which was successfully rebranded as the Pelicans. The objectives in his ownership of the basketball team were the same as his stewardship of the Saints: to produce a team on-the-court that will compete for championships every year, while making a significant positive impact off-the-court in the community. Upon the ownership transfer, construction immediately started on a state-of-the-art basketball practice facility adjacent to the Saints practice fields, which now comprises the Ochsner Sports Performance Center, with the entire Pelicans organization being housed together for the first time in the franchise's history. Through agreements with the State of Louisiana upon the purchase of the Pelicans, the Smoothie King Center has undergone nearly a complete renovation since the 2012 purchase, featuring a new center-hung HD video scoreboard in 2015, along with several fan upgrades. On the court, after Mr. Benson inherited a team that finished with the worst record in the NBA's Western Conference in 2011-12, the Pelicans have built through a combination of the draft, free agent signings and trades to become a stable and successful organization, reaching the playoffs for the second time in 2018 since the purchase of the club.

# LEADERSHIP

## BENSON MILESTONES

**1985:** Ownership of the Saints officially transferred to Tom Benson on May 31 and he becomes managing general partner of the club.

**1986:** The Benson influence begins as the owner puts his management team in charge of the franchise, hiring Jim Finks as president/general manager and Jim Mora as head coach.

**1987:** The Saints post a then-franchise-best 12-3 record—including victories in the final nine contests—and make the playoffs for the first time.

**1988:** The Saints finish 10-6, posting a double-digit victory total again and achieving consecutive winning seasons for the first time.

**1989:** Mr. Benson appointed Chairman of the league's most influential group, the NFL Finance Committee, a position he kept for three separate stints, before most recently stepping down in 2013.

**1990:** After winning six of their last nine games, the Saints earn their second playoff appearance by finishing second in the NFC West.

**1991:** New Orleans clinched its first division championship with an 11-5 record and capture the NFC West.

**1992:** The Saints post a 12-4 record and host a playoff game for the second-straight year. Mr. Benson assumes sole ownership of the club.

**1993:** The Saints finish second in the NFC West, with the club recording its seventh-straight non-losing season.

**1996:** Marking a first for the organization, the coaches, players and staff are housed under one roof with the opening of the team's state-of-the-art facility in Metairie.

**2000:** New Orleans wins the NFC West with a 10-6 record. The Saints win their first playoff game, a 31-28 thriller over St. Louis in the Superdome.

**2002:** The city hosts its fourth Super Bowl during Mr. Benson's tenure as owner. Mr. Benson promotes Mickey Loomis to General Manager of Football Operations.

**2003:** Mr. Benson again appointed Chairman of the Finance Committee; Construction of new indoor practice facility and other improvements are finished before training camp, as the club holds camp in Metairie for the first time in franchise history.

**2005:** After Hurricane Katrina ravaged the Gulf South on the verge of the NFL's opening weekend, Benson was forced to move the club's entire operation. Under his leadership, the Saints were able to continue the season, including holding four games in Baton Rouge. The club established the Hurricane Katrina Relief Fund, raising over \$1 million.

**2006:** The team returns to Louisiana, with Mr. Benson positioning the club as an emblem of the state's resolve and determination in rebuilding. The Saints—selling out on a season-ticket basis for the first time—win the NFC South title under the guidance of new head coach Sean Payton and the spark of free agent acquisition Drew Brees, finishing at 10-6. The victory total included a memorable, 23-3 win over Atlanta in the reopening of the Superdome. The team advanced to the NFC Championship for the first time in franchise history. Payton and Loomis were consensus choices for the NFL Coach of the Year and NFL Executive of the Year awards respectively.

**2008:** Mr. Benson purchases WVUE, making FOX-8 the only network-affiliated television station in the New Orleans market that is wholly locally owned. The Saints defeat the San Diego Chargers at London's Wembley Stadium, playing in their first regular season game outside the United States.

**2009:** In what Mr. Benson considers part of his legacy in Louisiana, the New Orleans native reaches an agreement with the state through 2025 that will create a new Sports Development District downtown, including a completely renovated Mercedes-Benz Superdome. The Benson family purchased and redeveloped two properties—each adjacent to the Superdome—an economic windfall for the region without any new taxes. New Orleans is selected by the NFL to host Super Bowl XLVII, to be played on February 3, 2013, with Mr. Benson serving as the city's leading advocate in the campaign. It is the fifth time New Orleans will host the Super Bowl since he's owned the club. On the field, the Saints enjoy their most successful season in franchise history. New Orleans sets a club record for victories with a 13-3 regular season, capturing





# LEADERSHIP

the NFC South title. The Saints then hosted the NFC Championship game for the first time and advance to their first Super Bowl with a 31-28 overtime victory over the Minnesota Vikings on January 24, 2010. New Orleans then defeated the Indianapolis Colts, 31-17, on February 7, 2010, in Super Bowl XLIV at Sun Life Stadium in South Florida to give the Saints their first-ever NFL title.

**2010:** Sparked by a six-game winning streak, the Saints finish 11-5 and qualify for the playoffs, making back-to-back postseason appearances for the first time since 1992.

**2011:** The Saints enjoy an eight-game winning streak to end the regular season and finish 13-3, capturing their second NFC South title in three seasons. The team sets the NFL single-season record for total net yardage, while Brees and RB Darren Sproles set the NFL's single-season passing yardage and all-purpose yardage records.

**2012:** Continuing his longstanding commitment to the Gulf South region and the City of New Orleans, Mr. Benson agrees to purchase the National Basketball Association's New Orleans Hornets. The Saints practice facility undergoes a multimillion dollar renovation and expansion, which will house both the NFL and NBA clubs under one roof. Brees sets an NFL record that stood since 1960, as he threw a touchdown pass in 54 consecutive games.

**2013:** The City of New Orleans hosts Super Bowl XLVII on February 3, the 10th time the Crescent City has hosted the league's championship game (tied for first with South Florida) and the fifth time during Mr. Benson's ownership tenure. The Pelicans make their debut under the team's new namesake on Wednesday, Oct. 30 at Opening Night against the Indiana Pacers.

**2014:** New Orleans and the Pelicans host the 2014 NBA All-Star festivities from Feb. 14-16 for the second time in six years. For the first time in its history, the home of New Orleans' NBA team has naming rights as the New Orleans Arena becomes the Smoothie King Center as the locally-born company makes the ultimate commitment to the city.

**2015:** The Pelicans make the postseason for the first time under Mr. Benson's ownership. The team finishes the regular season 45-37, marking both the first winning season and playoff appearance since the 2010-11 season. The postseason run is the first under the new Pelicans identity.

**2017:** New Orleans hosts NBA All-Star Weekend for the second time under Mr. Benson's ownership, and the third time overall, making the Crescent City one of just six current NBA markets that have hosted the event three times. Pelicans forward Anthony Davis is named a starter for the Western Conference and earns MVP honors of the NBA All-Star Game, scoring an All-Star Game record 52 points. On July 26, the New Orleans Pelicans and Saints announce a multi-year agreement with Ochsner Health System to re-name the campus on Airline Drive the Ochsner Sports Performance Center. On Oct. 25, the Pelicans and Zatarain's announce a new integrated marketing partnership featuring the company's name, brand and logo on the team's uniforms beginning with the 2017-18 NBA season.

**2018:** The 2017-18 New Orleans Pelicans finish the regular season with 48 wins - the third most in franchise history - and make the playoffs for the second time since Mr. Benson's purchase. New Orleans secures a first round sweep of third-seeded Portland, advancing to the Western Conference Semifinals for just the third time in franchise history. In March, Mr. Benson passes away at the age of 90, and Mrs. Benson becomes Owner of the Pelicans, Saints and Mr. Benson's business enterprises.

**2019:** Mrs. Benson completes her first season as Owner of the Pelicans and the organization begins taking steps for the next chapter of professional basketball in the Crescent City. On April 17, Mrs. Benson names highly sought-after front office veteran David Griffin as the new Executive Vice President of Basketball Operations. Upon Griffin's appointment, the Pelicans also add renowned athletic trainer Aaron Nelson as Vice President of Player Care & Performance on May 8, Trajan Langdon as General Manager on May 19, and WNBA-veteran Swin Cash as Vice President of Basketball Operations and Team Development on June 10, making her one of the highest ranking female executives in the NBA. On May 14, New Orleans defies the odds, and, with just a six-percent chance, wins the 2019 NBA Draft Lottery, leading to the franchise selecting Duke's Zion Williamson with the first overall pick in the 2019 NBA Draft on June 20. In July, Griffin and his front office staff execute the trade of All-Star forward Anthony Davis to the Los Angeles Lakers that nets the Pelicans a historic number of young players, draftees and future draft picks, radically re-shaping the roster ahead of the 2019-20 season. During the off-season, the Pelicans' practice facility at the Ochsner Sports Performance Center undergoes a multi-million dollar renovation, which includes a completely re-envisioned weight room, medical facilities and team locker room.



# LEADERSHIP

**2020:** Mrs. Benson formed the Gayle Benson Community Assistance Fund, starting with a personal \$1 million donation in response to the COVID-19 pandemic. In addition to her donation, a significant amount of additional money has been raised through her encouragement and the commitment of the local business community, with the donations being disbursed through the Greater New Orleans Foundation with an emphasis on individuals working in the restaurant, service and gig industries who have been severely impacted by the pandemic. In addition, Mrs. Benson created the New Orleans Pelicans and Saints Social Justice Leadership Alliance. An internal action team, the Social Justice Leadership Alliance is guided by the direction and advice of Pelicans and Saints players. The Alliance was created to listen and learn, create programming and develop action items to impact positive social justice change. The primary areas in which the Social Justice Leadership Alliance will focus include education and civic engagement, justice system, police and economic reform.

**2021:** Following an extensive search led by Mrs. Benson, Griffin, and Langdon, Willie Green was introduced as the eighth head coach of the New Orleans Pelicans. After a 12-year career as a player, Green served five seasons as an NBA assistant coach with Phoenix and Golden State from 2016-21.

On and off the court, the Pelicans, under Mrs. Benson's leadership, respond to Hurricane Ida, which battered the Louisiana Coast on August 29. Starting with a \$1 million donation to the Pelicans and Saints Gulf Coast Renewal Fund, over \$5 million would be raised to support deserving nonprofits supporting relief and rebuilding efforts on the Gulf Coast.

**2022:** The Pelicans earned their first playoff berth since 2018 despite a 1-12 start to the season to earn the ninth seed and reach the postseason Play-In Tournament. The Pelicans defeated San Antonio and the LA Clippers to clinch a First Round matchup against the Phoenix Suns, in which they pushed the one-seed to six games.



In a presentation held at the Ochsner Sports Performance Center, Mrs. Benson received the New Orleans Times-Picayune Loving Cup Award for 2021, which annually has been awarded to New Orleanians whose philanthropic efforts and community involvement soar above and beyond. Mrs. Benson was recognized for her leadership in a community that was adversely affected by both the COVID-19 Pandemic and Hurricane Ida in 2021. Mrs. Benson and the Saints and Pelicans franchise stepped up to support the region with a combination of financial support of local nonprofits, volunteerism and providing inspiration and example to a community in need.

With the leadership of Mr. Benson as honorary chair, the tenth annual Moonlight & Miracles gala at the Caesars Superdome raised over 1.8 million dollars to directly benefit patients and programs of the Ochsner Cancer Institute patients and programs at comprehensive cancer centers located throughout New Orleans, Baton Rouge and the Northshore.

Mrs. Benson received the Southeast Louisiana Council's Boy Scouts Distinguished Citizen Award for 2022 at the World War II Museum Freedom Pavilion in front of several Saints executives and players. Mr. Benson was previously a recipient in 1986.

**2023:** The Pelicans finished the 2022-23 campaign with a 42-40 overall record, the team's best record since 2017-18. The club finished the regular season ranked sixth in defensive rating (112.0) and ranked 10th in net rating (1.9) despite a slew of injuries to stars Zion Williamson and Brandon Ingram. The Pelicans finished ninth in the Western Conference and fell to Oklahoma City in the Play-In Tournament.



# LEADERSHIP



## **DENNIS LAUSCHA**

### **PRESIDENT**

Dennis Lauscha was named President of the New Orleans Pelicans and New Orleans Saints in 2012. He serves as a representative for both clubs at NBA Board of Governors and NFL Owners Meetings.

Starting out his career as a C.P.A., Lauscha worked for a major global financial accounting firm before his decades long career with the Saints. He first joined the Saints in 1998 as Treasurer, and as a result of his hard work, loyalty and business acumen, Lauscha rose through the executive ranks to serve as Vice President, Senior Vice President and Executive Vice President before reaching his now esteemed post as President since 2012. In his role, he oversees the club's financial operations, government affairs, marketing, ticket and suite sales, legal, stadium, community affairs, human resources, business intelligence and information technology.

In addition to his duties with the Pelicans and Saints, the New Orleans native maintains multiple roles within Mrs. Benson's other holdings, including a role in the management of her four local automotive dealerships (Best Chevrolet, Cadillac of New Orleans, Mercedes-Benz of New Orleans and Mercedes-Benz Sprinter), Corporate Realty and other real estate holdings, GMB Racing, Faubourg Brewing Co. (which merged with Made By The Water LLC in September of 2022), Benson Capital Partners, and other investments.

Lauscha's collaborative style, financial acumen and long-term view have played a key role in negotiating with the state of Louisiana on behalf of both the Pelicans and Saints. These negotiations resulted in long-term lease agreements, continuous improvements to playing and practice facilities, revitalization of the areas around them and revenue generated for the state without any new taxes for citizens.

In 2009, Lauscha helped negotiate the partnership with the Louisiana Governor that continues the Saints' commitment to the state through 2025. The deal included Mr. Benson purchasing and redeveloping the former New Orleans Centre, which has been transformed into Champions Square, and the Benson Tower property adjacent to the Caesars Superdome, with the stadium itself undergoing extensive renovations and improvements. Since playing a key role in the late Tom Benson's purchase of the Pelicans in 2012, Lauscha has helped broker agreements with the state to upgrade the team's playing and practice facilities. Following successful negotiations, the Pelicans are committed to the state through 2024 and the Smoothie King Center has undergone significant renovations and improvements.

In 2015, Lauscha helped negotiate an agreement with the state that resulted in \$40 million in enhancements for fans of both clubs. The Caesars Superdome debuted new state-of-the-art video boards in 2016 in addition to renovated suites and other fan amenities, while a new center-hung HD video scoreboard was installed in the Smoothie King Center for the 2015-16 Pelicans season.

Lauscha has overseen the most recent renovations, upgrades and the ongoing modernization to the iconic Caesars Superdome as part of the \$400 million "Envision the Future" campaign which began in 2020 and will continue in phases through 2024 in preparation for New Orleans and Caesars Superdome hosting Super Bowl LIX on February 9, 2025.

Lauscha was instrumental in the 2003 expansion of the Saints training facility. He later oversaw a renovation and expansion of the facilities and administrative offices for the Pelicans and Saints from 2012-13, while directing the construction of a basketball practice facility. The clubs are now housed on the same site, featuring some of the top facilities in professional sports. In July of 2017, Lauscha played a key role in the facilitation of a multi-year naming rights agreement for the entire campus on Airline Drive, renaming it the Ochsner Sports Performance Center. The clubs are now housed on the same site and feature some of the top facilities in professional sports.

Lauscha is committed to help attract major sporting events to New Orleans. He is a key member of the team that actively pursues future NBA All-Star Games, Super Bowls and NCAA Basketball Final Four Championships for New Orleans – and was instrumental in landing Super Bowl XLVII, which was played in 2013, and Super Bowl LIX to be played at the Caesars Superdome in February, 2025, which was awarded by the NFL in 2018. After Mr. and Mrs. Bensons' 2012 purchase of the Pelicans, the city has hosted NBA All-Star Games in 2014 and 2017.

Active throughout both sports and the community, Lauscha currently serves as a member of the Business Council of New Orleans,

# LEADERSHIP

the Loyola University of New Orleans Board of Trustees, the Audubon Nature Institute Board and the National World War II Museum Board. Lauscha has completed terms as board president of the Preservation Resource Center, president of the regional chapter of the Boy Scouts of America and as a member of the Super Bowl XLVII Host Committee, the NBA All-Star Game Host Committee, the NCAA Final Four Host Committee, the NBA's Team Advisory Council of Presidents, the NFL's Ticketing Strategy Working Group, the NBA's Team CBA Advisory Committee, the Stuart Hall School Board of Trustees, the New Orleans Museum of Art Board, the New Orleans Mayor's Transition Subcommittee and the Loyola University New Orleans School of Business Visiting Committee.

Through Lauscha's dealings with the Pelicans and Saints, state officials and local organizations have provided an opportunity for community involvement. His professional and charitable work was recognized by New Orleans CityBusiness, when Lauscha was selected as one of the 40 Most Influential Members of the Community. The honor is bestowed on those who are laying the groundwork for a better city. In 2010, he was named the Alumnus of the Year by Loyola's College of Business and was named to the 2010 Class of Role Models by the Young Leadership Council. He was honored by the Allstate Sugar Bowl Chapter of the National Football Foundation/College Football Hall of Fame with its 2014 Distinguished American Award. He was also awarded the Order of West Range by Pi Kappa Alpha. In 2015, Lauscha gave the commencement address to the graduates of the University of New Orleans. He was honored as a 2019 Laureate of Junior Achievement's Greater New Orleans chapter. In 2022, Lauscha was named Jesuit High School Alumnus of the Year.

After graduating from Jesuit High School, Lauscha graduated from the University of Alabama with a bachelor's degree in business. He has also received a master's of business administration from Loyola University in New Orleans. He has also completed the NFL Managers Program at Stanford University's Executive Education Graduate School of Business.





# LEADERSHIP



## **GREG BENSEL**

### **SENIOR VICE PRESIDENT OF COMMUNICATIONS, BROADCAST, COMMUNITY AND GOVERNMENT RELATIONS**

With responsibilities that include overseeing the club's communications, broadcasting production, digital and social media, community relations, youth development and government relations departments, Greg BenseL enters his 12th season with the Pelicans. In addition, BenseL serves in the same role for the New Orleans Saints as Senior Vice President of Communications, Production, Community and Government Relations for GMB Management, LLC, where he provides support in communications and community efforts and strategic counsel for all of Gayle Benson's business enterprises. These businesses include Mrs. Benson's local automotive dealerships, Corporate Realty, Benson Capital Partners and Faubourg Brewing Co.

BenseL also oversees and manages GMB Racing – the horse racing operation for Benson, a multi-million-dollar horse business which she started in 2014. Three of GMB Racing's horses – Tom's Ready, Mo Tom and Lone Sailor, have competed in the Kentucky Derby. GMB Racing currently has nearly 25 horses in the racing stable that include veteran five-year olds as well as up and coming yearlings. In addition, BenseL works with the staff at Benson Farm in Paris, Ky., managing and planning breeding for the current Benson Farm broodmare band.

BenseL was promoted to Vice President in 2006 after serving for nine seasons as Director of Media & Public Relations for the Saints. He became Senior Vice President of Communications for both clubs in 2012 after Tom Benson's purchase of the city's NBA Franchise.

In his current role with the Pelicans and Saints, BenseL is responsible for the strategic development and execution of communications strategies for the teams, their digital, social and broadcast platforms and the multi-faceted community relations programs, including youth sports development. BenseL has aligned these groups to maximize their effectiveness both internally and externally, while continuing to spearhead the implementation of key new initiatives to increase the profile of the teams. He is also responsible for managing the government relations strategy and policies on behalf of both clubs and all of Mrs. Benson's enterprises.

BenseL has worked on the NFL public relations staffs for three Super Bowls. Prior to joining the Saints, BenseL was Director of Media Relations for the Super Bowl XXXI Host Committee and the Greater New Orleans Sports Foundation. He has also served on the media committee for the NCAA Men's Final Four, the SEC Men's Basketball Tournament and the Sugar Bowl.

A New Orleans native who graduated from Jesuit High School and Tulane University, BenseL started his professional sports career as a Media Relations Administrator for the PGA of America, where he served on the public relations staffs for the 1991 PGA Championship, the 1991 Senior PGA Championship and the 1991 Ryder Cup.

# LEADERSHIP



## **BEN HALES**

### **SENIOR VICE PRESIDENT/CHIEF OPERATING OFFICER**

Serving as Senior Vice President of Marketing and Operations for GMB Management, LLC., Ben Hales oversees the marketing and operational efforts for both the New Orleans Pelicans and New Orleans Saints, as well as Gayle Benson's additional business ventures. Hales is responsible for the implementation of business operations that are aligned with short-term and long-term business goals for all of Mrs. Benson's enterprises. Hales, who enters his 12th season with the Pelicans and 24th with the Saints, spent seven years as the Saints Vice President of Marketing and Business Development (2006-12), six as Senior Vice President of Marketing and Business Development (2012-17) for both the Pelicans and Saints, and five (2017-21) as Senior Vice President/Chief Operating Officer for both clubs.

On a daily basis, Hales directs the Pelicans' and Saints' marketing, creative and business intelligence efforts, as well as game and event presentation. He is intricately involved in both clubs' critical planning of short-term and long-range marketing and operations efforts. Hales' duties also entail the playing facility operations at the Smoothie King Center and Caesars Superdome, promotions, advertising and special events.

During the 2012-13 NBA season, the Hornets franchise announced that they would re-brand following the season and become the New Orleans Pelicans. Hales was instrumental in the re-branding efforts from start to finish, helping to first conceptualize the look to represent the Pelicans namesake and leading the planning for the official announcement in January of 2013.

Hales has played a significant role in the negotiations and finalization for two groundbreaking naming rights deals for the Saints' iconic stadium, most recently a 20-year deal with Caesars Entertainment in 2021. Throughout his tenure, he has helped create and implement a variety of innovative opportunities for both local and national partners to build relationships with the club, including the development of Patron Saints Partners, a premium sponsorship program. Under his direction, the club added a sponsorship and fulfillment department, to ensure corporate partners receive the highest level of service.

Hales joined the Saints in 2000 as a Corporate Sales Account Executive. In 2001, he was promoted to Corporate Sales and Broadcasting Manager before becoming a director the following year and assuming the responsibilities of business and marketing operations.

Prior to joining the Saints, Hales worked in television advertising in New Orleans. In addition to his community efforts on behalf of the Pelicans and Saints, Hales is a member of the New Orleans City Park Board of Commissioners and the People's Health Champions Selection Committee while also serving on the Super Bowl Bid Executive Committee and the NCAA Final Four Committee. Hales has also recently served on the Super Bowl XLVII Host Committee Executive Committee and NBA All-Star Host Committee.

In 2013, Hales was honored as a Young Leadership Council (YLC) Role Model and was named as one of The Gambit's 40 under 40 in 2012.

A New Orleans native and longtime Saints terrace and plaza level season ticketholder before joining the club, Hales earned a degree in English from the University of Mississippi in 1996.



# LEADERSHIP



## **ED LANG**

### **SENIOR VICE PRESIDENT/CHIEF FINANCIAL OFFICER**

Ed Lang begins his second season as Senior Vice President/CFO for GMB Management, LLC. In his role, Lang oversees the financial management of the New Orleans Pelicans and New Orleans Saints, as well as Gayle Benson's additional business enterprises, including Pelicans G League team the Birmingham Squadron, her local automotive dealerships, GMB Racing, Corporate Realty and other real estate holdings, Benson Capital Partners and Made By The Water. Lang was named Senior Vice President/Chief Financial Officer for the New Orleans Pelicans and New Orleans Saints in 2012.

Entering his 13th year with the Pelicans and 12th year with the Saints, Lang maintains the financial operations for both clubs and oversees information technology and facilities and grounds departments for both clubs.

Overseeing financial operations for the Pelicans and Saints, Lang leads the strategic planning, budgeting, financial reporting and tax and audit processes. He also serves as the primary financial liaison with the Louisiana Stadium and Exposition District, which is responsible for the maintenance, management and enhancement of the playing facilities of the Pelicans and Saints. In addition to working with the LSED for multiple renovations and enhancements of the home court and home stadium of the teams since 2012, Lang has also supervised several expansions of the Ochsner Sports Performance center, helping provide state of the art playing and practice facilities.

The Cincinnati, Ohio native first came to New Orleans in 2011, following 13 years with the National Hockey League's Nashville Predators in several different leadership capacities. For his last three years with the club, he served as the team's President of Business Operations after the successful sale of the team to a new ownership group. Lang, who was with the franchise at its inception, began as the organization's Vice President/CFO and was named Executive Vice President of Finance and Administration/CFO in 2005.

Instrumental in assisting the club's founder Craig Leipold in securing the expansion franchise that became the Predators in 1997, Lang was one of the club's first employees, playing an important role in creating the organization's structure and establishing its business operations. He was in charge of all aspects of the Predators operations outside of hockey, including Bridgestone Arena operations and development of the club's long-term plans and goals. He was responsible for the franchise's business operations, which included ticket operations and sales, sponsorship sales, broadcasting, marketing, communications and development, administration and finances.

Prior to joining the Predators, Lang worked for S.C. Johnson and Son in Racine, Wisc. for 12 years. He served in a variety of business and financial capacities, including venture manager for the office of the chairman, financial support manager, North America professional markets; and financial project manager, corporate financial analysis.

In 2006, Lang was elected to the board of directors for Johnson Outdoors, a leader in the outdoor recreation market. The company designs, manufactures and markets a portfolio of winning, consumer-preferred brands across four categories: watercraft, marine electronics, diving and outdoor equipment.

Lang serves as a board member of the Louisiana Children's Museum. He also previously served on the Loyola University New Orleans School of Business Visiting Committee and as a board member of the Southeast Louisiana Boy Scouts of America. Prior to moving to New Orleans, Lang was very active in the Middle Tennessee community. He served as Chairman of Nashville's Adventure Science Center in 2008-10, and as a member on numerous boards, including the Nashville Convention and Visitors Bureau, the Nashville Downtown Partnership, Make-A-Wish Foundation of Middle Tennessee and the Nashville Predators Foundation.

A 1985 Indiana University graduate with a B.S. in finance, Lang received his MBA from Marquette University in 1992. He is an outdoor enthusiast and has competed in numerous triathlons, marathons and cycling events. He also enjoys skiing and mountain climbing.

# LEADERSHIP



## **VICKY NEUMEYER** **SENIOR VICE PRESIDENT/GENERAL COUNSEL**

Vicky Neumeyer was named Senior Vice President/General Counsel of the New Orleans Pelicans, in addition to serving in the same position for the New Orleans Saints, in June, 2012, overseeing all legal aspects of both teams.

Providing comprehensive legal consultation and services to the two clubs' executive staff and assuring compliance in all of the organizations' business endeavors, Neumeyer has been a key member of the Saints front office since joining the club in 2000 and was promoted to Vice President/General Counsel in 2006.

Her responsibilities include drafting key documents - including leases, sponsorship agreements and broadcast contracts - identifying and analyzing legal issues and presenting comprehensive recommendations. In 2021, Neumeyer took on added duties as the team's Infection Control Officer, with the club's priority being to keep players, coaches, staff and fans safe through the COVID-19 pandemic. A member of the Louisiana and federal bar associations, Neumeyer spent over five years as an in-house Corporate Litigation Attorney for Exxon prior to joining the Saints. Previously she served as a Judicial Clerk for the Supreme Court of Louisiana and was in private practice as a consultant to major corporate clients and law firms.

Neumeyer possesses extensive experience in Sports Law, including antitrust, labor and organizational matters. She also has a comprehensive background in CAD engineering, software development firm drafting, negotiating contracts worldwide, copyrighting and in handling legal business issues.

In 2004, Neumeyer was selected by the Saints to attend the Stanford Business School's Executive Education NFL-Stanford Program for Managers, an educational program and honor known league-wide as an important training ground for promising executives. She has also been invited to speak at several venues, including Harvard Law School, The Sports Lawyer's Association annual conferences, American Bar Association programs, Tulane Law School, and Loyola University New Orleans Law School. She sits on the boards of The NOCCA Institute, the INFINITY Science Center, the Arizona State University Sports Law Program as well as the Sports Lawyers' Association, and is actively involved with the Girl Scouts of Southeast Louisiana.

After completing her undergraduate work Summa Cum Laude at the University of Wisconsin, Neumeyer earned a Master of Science Degree in Audiology at the school. She graduated with honors from Loyola University New Orleans Law School and attained a Master of Law with Distinction with a dual emphasis in Intellectual Property Law and Sports Law from Tulane School of Law.



## **GREG ROUCHELL** **SENIOR VICE PRESIDENT OF HUMAN RESOURCES/CORPORATE COUNSEL**

Greg Rouchell is the Senior Vice President of Human Resources for the New Orleans Pelicans and New Orleans Saints. In that capacity, Rouchell oversees all aspects of human resources for both clubs, including policies, employee relations, benefits, talent acquisition and retention, as well as diversity, equity, and inclusion efforts. In addition to his human resources responsibilities for both clubs, Rouchell also serves as in-house corporate counsel for Gayle Benson's additional business enterprises, including her local automotive dealerships, numerous real estate holdings, Benson Capital Partners, and Corporate Realty.

Prior to joining the organization, Rouchell practiced law at Adams and Reese LLP for nearly 19 years and served as outside legal counsel for both clubs for over a decade. While at the firm, Rouchell served as the Labor & Employment Team Leader and was consistently recognized as one of the Best Lawyers in America® for Commercial Litigation.

Rouchell earned his B.S. in Accounting from Louisiana State University in 2000 and subsequently graduated near the top of his class in 2003 from Loyola University New Orleans College of Law.



# LEADERSHIP



## **MICHAEL STANFIELD**

### **SENIOR VICE PRESIDENT OF SALES**

As Senior Vice President of Sales of the New Orleans Pelicans and New Orleans Saints, Michael Stanfield is a key member of the front office for both clubs. The long-time sports administrative executive is responsible for overseeing the entire consumer and corporate sales efforts for both the New Orleans Pelicans and New Orleans Saints, the two revenue-generating facets of both organizations.

Entering his 12th season with the Pelicans and 24th with the Saints, Stanfield is responsible for all of both clubs' sales efforts: directing the sale of season tickets, group tickets, floor seats and corporate partnerships, developing sales executives to the next level in their field, supervising the lease of the Smoothie King Center and Caesars Superdome luxury suites, managing food and beverage for both facilities, overseeing a vast merchandising business for both teams flanked by Pelicans and Saints retail operations, as well as maintaining the clubs' high standards of customer service and retention.

Since taking over leadership of the Pelicans' ticket sales and merchandising efforts, the organization has seen an increase in season-ticket sales and merchandise sales that were the second-biggest growth in the NBA. In 2022-23, the Pelicans broke team records for group ticket sales. Stanfield has overseen a successful launch of ticket sales and corporate sponsorship for the Birmingham Squadron, the Pelicans' G League affiliate that made its debut in 2021.

Under Stanfield's direction, the Saints have surpassed the majority of the club's ticket sales milestones, including selling out on a season-ticket basis for the first time in franchise history in 2006 – a feat that has reached 17-straight seasons. In addition, the club has leased every Caesars Superdome suite since the beginning of the 2008 campaign. In 2021, 12 field-level suites, sold out by Stanfield's staff, made a successful debut. Saints official merchandise has grown annually into one of the NFL's top sellers. Stanfield also supervises the ticket, suite sales and box office personnel on a daily basis, in addition to serving as the food and beverage service liaison.

Since Stanfield's arrival in 2000, the Saints have sold out every contest in New Orleans but one. Prior to the 2006 season, an innovative season-ticket marketing program fueled the rise of filling the stadium on a season-ticket basis. Fans on all economic levels were reached in an effort to retain existing accounts while cultivating new ones, and those efforts built a waiting list for season tickets that has continued to grow for the first time in franchise history.

Stanfield has also helped oversee the institution of a direct mail and email database to generate ticket sales and excitement surrounding the club and initiated other creative promotional campaigns by using the club's ever-expanding social and new media platforms. The Saints were ranked number one by the National Football League in Overall Gameday Satisfaction in 2018 and 2019 in a survey conducted by the NFL's League Observation Program and third party Expert Review Audits of all 32 clubs in an eight-category review. In 2020 and 2021, Stanfield empowered his staff to respond to the challenges of providing the safest and most pleasurable fan experience possible during the COVID-19 pandemic. The Pelicans continuously rank among the top of the NBA in season ticket holder satisfaction in league-commissioned surveys, due in large part to the group's emphasis on culture and team spirit. Stanfield's sales groups serve as a training ground for developing and producing successful salespeople throughout the world of sports.

At the same time as making fan experience a top priority, Stanfield has also been deeply involved in the extension and expansion of the already sizable corporate sponsorship base for both clubs, providing platforms for companies across the Gulf South and beyond to use the Pelicans to further their own business objectives. In recent years, Stanfield has directed the extension of long-term agreements with numerous valued partners like Caesars Entertainment, Cox Communications, Entergy and Verizon, as well as the expansion of the Ochsner Health System partnership to include naming rights for the Ochsner Sports Performance Center. In 2021, Stanfield and his staff finalized a ground-breaking 20-year naming rights deal for the Saints' iconic stadium with Caesars Entertainment.

A graduate of St. Leo (Fla.) University, Stanfield started his career in sports, serving as the Assistant General Manager of the Clinton (Iowa), Class A baseball team in 1988 and had attained impressive sales results in sports prior to joining the Saints in 2000. In 2007, Stanfield completed Stanford Business School's Executive Education NFL-Stanford Program for Managers, an educational program and honor known league-wide as an important training ground for promising executives.

Stanfield is on the Board of Directors for the Jefferson Chamber of Commerce, and served a member of the Super Bowl XLVII Host Committee and the Executive Host Committee for the 2014 and 2017 NBA All-Star Games. Additionally, Stanfield is a member of the Jefferson Business Council and served on the transition team for the Mayor of the City of Kenner. A sports industry public speaker, Stanfield has given presentations at many national events. He is also an active speaker at numerous youth foundations and professional groups both nationally and throughout the Gulf South.

Stanfield and his wife Stacey, have one daughter, Olivia, who is a freshman at the University of Alabama.



# BASKETBALL OPERATIONS



# BASKETBALL OPERATIONS



## **DAVID GRIFFIN**

### **EXECUTIVE VICE PRESIDENT OF BASKETBALL OPERATIONS**

David Griffin enters his fifth season with the New Orleans Pelicans in 2023-24 after being named the team's Executive Vice President of Basketball Operations on April 17, 2019.

In 2021-22, the Pelicans earned their first playoff berth of Griffin's tenure. The ninth-seed in the Western Conference, New Orleans won both Play-In Tournament games to clinch a First Round matchup against the Phoenix Suns, in which they pushed the one-seed to six games.

Prior to joining the Pelicans, Griffin served as the Cleveland Cavaliers' Vice President of Basketball Operations from 2010-14 and General Manager from 2014-17. Under his guidance, the Cavaliers won 53 games in the 2014-15 season and reached their first of three consecutive trips to the NBA Finals, with Griffin finishing second in NBA Basketball Executive of the Year voting. The following season, Griffin led the Cavaliers to a 57-win season – the third highest total in franchise history – and Cleveland went on to defeat the Golden State Warriors in the 2016 NBA Finals, bringing the franchise its first championship and the city of Cleveland their first professional title in 52 years.

Prior to joining the Cavaliers, Griffin spent 17 seasons with the Suns, the last three as the club's Senior Vice President of Basketball Operations after being named to the position in June 2007. After originally joining the Suns basketball communications department in 1993 as an intern, Griffin saw his responsibilities steadily grow due to his passion, work ethic and analytical expertise.

After aiding the club's media relations efforts for four seasons, Griffin moved to the basketball operations side in 1997, with a primary focus on statistical analysis, draft and free agency information, video preparation and scouting reports. Along the way, Griffin held the titles of Assistant General Manager of Player Personnel, Director of Player Personnel, Assistant Director of Player Personnel and Basketball Operations Assistant with the Suns.

A native of Phoenix, Arizona, Griffin graduated from Arizona State University in 1995 with a degree in Political Science.

### **GRIFFIN IN THE NBA FRONT OFFICE**

<b>Year</b>	<b>Title</b>
1997-00	Basketball Operations Assistant - Phoenix Suns
2000-02	Assistant Director of Player Personnel - Phoenix Suns
2002-03	Director of Player Personnel - Phoenix Suns
2003-07	Assistant General Manager - Phoenix Suns
2007-10	Senior Vice President, Basketball Operations - Phoenix Suns
2010-14	Senior Vice President, Basketball Operations - Cleveland Cavaliers
2014-17	General Manager - Cleveland Cavaliers
2019-Present	Executive Vice President of Basketball Operations - New Orleans Pelicans

# BASKETBALL OPERATIONS



## **TRAJAN LANGDON**

### **GENERAL MANAGER**

Trajan Langdon returns for his fifth season after being named the New Orleans Pelicans General Manager on May 19, 2019, reporting directly to Executive Vice President of Basketball Operations, David Griffin.

During the 2021-22 season, Langdon played a part in the mid-season trade with the Portland Trail Blazers, which netted the Pelicans guard CJ McCollum and forward Larry Nance Jr. who proved integral in the Pelicans playoff push. The Pelicans would go on to win both Play-In Tournament games to advance to the First Round of the 2022 NBA Playoffs, where they would push the Phoenix Suns to six games.

Prior to joining the Pelicans, Langdon served as the Assistant General Manager for the Brooklyn Nets after being named to the post on March 8, 2016. Langdon, who also served as General Manager of the Brooklyn Nets' NBA G League affiliate – the Long Island Nets – was named the 2018-19 NBA G League Basketball Executive of the Year after Long Island tied for the NBA G League's best record (34-16), earning the franchise's first postseason berth as the No. 1 playoff seed in the Eastern Conference, and advanced to the 2019 NBA G League Finals.

Langdon joined the Nets after having served as the Director of Player Administration and Basketball Operations for the Cleveland Cavaliers during the 2015-16 season. While with the Cavaliers, Langdon worked closely with the team's General Manager on various basketball and front office matters, with their community relations team on player programs, and was responsible for pro player personnel reporting for opponents, college and NBA G League scouting. Langdon began his front office career with the San Antonio Spurs, serving as a Pro Scout from 2012-15, and as a member of the team's front office during their 2013-14 championship season.

A first round pick (11th overall) of the Cavaliers in 1999, Langdon played three seasons with Cleveland, where he totaled 119 games, and became the first Alaskan to play in the NBA. Following his stint in the NBA, Langdon played nine seasons overseas in Russia, Turkey and Italy. His best years came with CSKA Moscow, where he was a two-time Euroleague champion (2006, 2008), Euroleague Final Four MVP (2008), two-time All-Euroleague First Team selection (2007, 2008) and All-Euroleague Second Team selection (2006). He was also named to the Euroleague 2001-10 All-Decade Team.

A native of Anchorage, Alaska, Langdon played collegiately at Duke, where he left as the school's all-time leader in three-point field goals made and was a First-Team All-ACC selection (1997-99) and consensus Second-Team All-American (1999). After graduating from Duke with degrees in mathematics and history, he played for the USA Basketball National Team in the 1998 FIBA World Championship, winning the bronze medal.

Trajan and his wife, Tatiana, have three children: a daughter, Anya, and two sons, Tayden and Troy.

### **LANGDON IN THE NBA/NBA G LEAGUE FRONT OFFICE**

<b>Year</b>	<b>Title</b>
2012-15	Pro Scout-San Antonio Spurs
2015-16	Director of Player Administration and Basketball Operations-Cleveland Cavaliers
2016-19	Assistant General Manager-Brooklyn Nets/General Manager-Long Island Nets (G League)
2019-Present	General Manager - New Orleans Pelicans



# BASKETBALL OPERATIONS



## **SWIN CASH**

### **VICE PRESIDENT OF BASKETBALL OPERATIONS & TEAM DEVELOPMENT**

Swin Cash is entering her fifth season with the Pelicans after being named the Vice President of Basketball Operations & Team Development in June of 2019. In her role, Cash assists in scouting as well as player development both on and off the court.

During an illustrious 15-year WNBA career, Cash appeared in nearly 500 regular season games with Detroit, Seattle, Chicago, Atlanta and New York. A three-time WNBA champion (2003, 2006, 2010), four-time WNBA All-Star (2003, 2005, 2009, 2011), and two-time WNBA All-Star Game MVP (2009, 2011), Swin also helped lead the U.S. Women's National Team to two Olympic gold medals (2004, 2012) and was named one of the WNBA's Top 20 Best and Most Influential players.

Selected number two overall by Detroit in the 2002 WNBA Draft out of the University of Connecticut, Cash helped the Huskies win national championships in 2000 and 2002 and was named the 2002 Final Four's Most Outstanding Player.

Following her retirement from playing at the conclusion of the 2016 WNBA season, Swin remained with the New York Liberty and assumed a first-of-its-kind WNBA front office position as Director of Franchise Development in January of 2017. Cash also went on to cover sports and culture for several different media outlets, including Turner Sports, CBS Sports, and MSG Network.

Cash was named to the Naismith Memorial Basketball Hall of Fame's Class of 2022 on April 2, and was celebrated September 9-10 during the 2022 Enshrinement festivities in Springfield, Massachusetts.

In August of 2021, Cash was formally inducted into the Women's Basketball Hall of Fame as part of a class that was originally announced in February 2020 and scheduled to be inducted during a June 2020 ceremony, but was pushed back due to the COVID-19 pandemic.

Off the court, Swin is the founder of Cash Building Blocks, an urban development company that renovates and offers affordable homes for low-income families, and the Cash for Kids Charity, whose mission is to motivate, educate & elevate kids through physical fitness, nutrition, education, cultural trips, and sports camps. She has also worked extensively with the NBA as a Global Ambassador for Social Responsibility and Civil Rights. Additionally, Cash is a much sought-after public speaker who has addressed topics of: leadership, teamwork, overcoming adversity (cancer, back surgery), health and fitness, fashion, women's issues, and children's issues. She is the author of *Humble Journey, More Precious than Gold*, a recounting of her eventful journey through her professional and personal life and her discovery of why the lessons she learned are more precious than the medals she's earned.

Throughout Swin's career she has expressed her passion for public service and philanthropy. Swin has spent over a decade with the WNBA on the executive committee advocating for players. She has received an honorary doctorate from Washington & Jefferson College for public service and multiple awards and honors of recognition such as History Makers Awardee, Smithsonian - Heinz History Center, Alumnae Hall of Fame, Boys & Girls Clubs of America, March of Dimes New York 2016 Sportswoman of the year award and the 2016 Freedom Award from the National Civil Rights Museum in Memphis, Tennessee.

Additionally, Swin is a part of the Women's Sports Foundation Board, in which the trustees consist of champion female athletes, prominent businesspersons, major benefactors and leaders of women's sports organizations, and the USA Basketball Foundation Board. The USA Basketball Foundation was launched in 2019, and the inaugural board is comprised of Swin Cash, Brent Baumberger, David Denenberg, Joan Scott and Sage Steele.

Cash is invested in mentoring the next generation, as she is on the League Apps Advisor Board, which developed the 'How Not to Suck at Money' software game. The game is an engaging digital experience set in a semi-surreal college town where students will learn to make critical financial decisions by helping characters solve various money dilemmas through choice-based gameplay.

Swin has been awarded multiple WNBA's Care Community Assist Awards for her extensive outreach efforts. Cash enjoys talking to young people, encouraging them to believe in themselves, achieve their goals and become leaders in their communities. She believes this leads to self-confidence, self-development and is essential to helping kids "get in the game" of life.

# BASKETBALL OPERATIONS



## WILLIE GREEN

### HEAD COACH

On July 22, 2021, Willie Green was named Head Coach of the New Orleans Pelicans – the eighth in the franchise’s history.

In his second season as the Pelicans Head Coach, Green led the team to a 42-40 overall record, the team’s best record since 2017-18. The Pelicans finished the regular season ranked sixth in defensive rating (112.0) and ranked 10th in net rating (1.9). Green led the Pelicans to a ninth-place finish in the Western Conference, where New Orleans fell to Oklahoma City in the Play-In Tournament.

In his first season with the Pelicans, Green led the team to its first playoff appearance since 2018. Praised around the league for his steady and calm demeanor, Green helped the Pelicans overcome a 1-12 start to the season to earn the ninth seed and reach the postseason Play-In Tournament. The Pelicans defeated San Antonio and the LA Clippers to clinch a First Round matchup against the Phoenix Suns, in which they pushed the one-seed to six games.

Green joined the Pelicans after spending the previous two seasons (2019-21) as an assistant coach for the Phoenix Suns. As a part of Head Coach Monty Williams’ staff, Green helped guide the 2021 Western Conference Champions to their first NBA Finals appearance since 1993. With Green as their Defensive Coordinator, Phoenix finished the regular season with the NBA’s sixth-best defensive rating. He also served as Phoenix’s head coach for NBA Summer League in 2019, leading the Suns to a 3-1 record in Las Vegas.

Prior to joining Phoenix, Green spent three seasons (2016-19) as Assistant Coach/Player Development for the Golden State Warriors. While on Head Coach Steve Kerr’s staff, Green helped the Warriors win back-to-back NBA Championships in 2017 and 2018 before returning to the NBA Finals in 2019. He also served as the Warriors’ Head Coach for NBA Summer League in 2018, leading Golden State to the California Classic’s only 3-0 record.

A 12-year NBA veteran as a player, Green averaged 8.3 points, 1.8 rebounds and 1.4 assists in 731 regular season games (297 starts) with Philadelphia, New Orleans, Atlanta, the LA Clippers and Orlando from 2003-2015. The 6-4 shooting guard played his first seven seasons in Philadelphia, including in 2007-08 when he averaged a career-high 12.4 points for the 76ers. He qualified for the playoffs seven times in his 12 seasons, averaging 5.2 points in 36 career playoff games (12 starts). In 2010-11, Green was a key member of a New Orleans team that went on to win 46 games and earn a playoff berth, averaging 8.7 points while appearing in 77 games. For nearly 10 seasons, Green held New Orleans’s franchise record for consecutive field goals made in a game (12, 4/8/11 vs. PHX) before the record was broken by Zion Williamson (13, 1/17/21 at SAC).

Prior to being selected with the 41st overall pick by Seattle in 2003, Green was a four-year standout at the University of Detroit Mercy. A native of Detroit, he won Horizon League Player of the Year as a senior in 2003 and helped the Titans to two NIT appearances in 2001 and 2002, including a trip to the semifinals at Madison Square Garden in 2001. Green remains fourth in program history in career points scored.

### GREEN YEAR-BY-YEAR

#### NBA HEAD COACH

Year	Team	W	L	Pct.
2021-22	New Orleans	36	46	.439
2022-23	New Orleans	42	40	.512
<b>Totals</b>		<b>78</b>	<b>86</b>	<b>.476</b>
<b>Playoffs</b>		<b>2</b>	<b>4</b>	<b>.333</b>

#### GREEN YEAR-BY-YEAR

#### NBA ASSISTANT COACH

Year	Team	W	L	Pct.
2016-17	Golden State*	67	15	.817
2017-18	Golden State*	58	24	.707
2018-19	Golden State*	57	25	.695
2019-20	Phoenix	34	39	.466
2020-21	Phoenix*	51	21	.708
<b>Totals</b>		<b>267</b>	<b>124</b>	<b>.683</b>

\*Won NBA Championship

\*Western Conference Champions

### NBA PLAYING CAREER

Year	Team	GP	PPG	RPG
2003-04	Philadelphia	53	6.9	1.2
2004-05	Philadelphia	57	7.7	2.3
2005-06	Philadelphia	10	7.0	1.5
2006-07	Philadelphia	74	11.3	2.1
2007-08	Philadelphia	74	12.4	2.5
2008-09	Philadelphia	81	8.5	1.6
2009-10	Philadelphia	73	8.7	1.8
2010-11	New Orleans	77	8.7	2.1
2011-12	Atlanta	53	7.6	1.5
2012-13	LA Clippers	72	6.3	1.3
2013-14	LA Clippers	55	5.0	1.4
2014-15	Orlando	52	5.9	1.5
<b>Totals</b>		<b>731</b>	<b>8.3</b>	<b>1.8</b>
<b>Playoffs</b>		<b>36</b>	<b>5.2</b>	<b>1.3</b>



# BASKETBALL OPERATIONS



## **JAMES BORREGO**

### **ASSOCIATE HEAD COACH**

The New Orleans Pelicans named James Borrego Associate Head Coach on September 29, 2023.

Borrego most recently served as the Head Coach of the Charlotte Hornets from 2018-2022, accruing a 136-163 record over four seasons that included two Play-In Tournament berths. In his final season with Charlotte in 2021-22, Borrego led the team to 43 wins, marking the franchise's second-highest win total since 2009-10. Borrego picked up the 100th win of his career as a head coach with a victory

on April 18, 2021 vs. Portland.

The Albuquerque, New Mexico native began his NBA career as an Assistant Video Coordinator with San Antonio prior to the 2003-04 season, spending seven seasons with the Spurs under Head Coach Gregg Popovich and ascending to the role of Assistant Coach prior to his departure. No stranger to the Crescent City, he served two seasons as an Assistant Coach with New Orleans from 2010-2012 under Monty Williams. Borrego joined Jacque Vaughn's staff with the Orlando Magic and served three seasons under Vaughn from 2013-2015. Borrego gained his initial head coaching experience in the NBA serving the final 30 games of the 2014-15 season as the Interim Head Coach after Vaughn's dismissal. After returning to San Antonio for a second stint as an Assistant Coach for three seasons (2015-18), Borrego was hired as Charlotte's Head Coach.

In his 19 seasons in the NBA, Borrego has been a part of staffs in San Antonio and New Orleans that have lead teams to the playoffs 11 different times. Borrego has been a part of two NBA championship teams and been to four Conference Finals total.

Prior to the NBA, Borrego served two seasons (2001-03) as an Assistant Coach at University of San Diego, his alma mater. Additionally, Borrego played four seasons collegiately for the Toreros from 1998-2001.

Borrego has dedicated much of his time in the offseason to expanding the game of basketball's international influence. He participated in the NBA's Basketball Without Borders Asia in 2012, Basketball Without Borders Argentina in 2013, NBA Camp Cuba in 2015 as well as Basketball Without Borders Americas in 2017.

Borrego earned a bachelor's degree in English and a master's degree in leadership studies from USD. He and his wife, Megan, have a daughter, Grace, and two sons, Zachary and Nicholas.

# BASKETBALL OPERATIONS



## **JARRON COLLINS**

### **ASSISTANT COACH**

Jarron Collins returns to New Orleans for his third season as an assistant coach with the New Orleans Pelicans.

During the 2022 NBA Summer League, Collins served as the Pelicans' Summer League Head Coach, where he led the team to a 3-2 (.600) record, finishing fourth overall.

Prior to joining the Pelicans, Collins spent the previous seven seasons on the Golden State Warriors coaching staff, helping the Warriors earn five consecutive NBA Finals appearances and three NBA Championships (2014-15, 2016-17 & 2017-18) during his tenure. He joined the club as a Player Development Coach prior to the 2014-15 campaign before moving to the front of the bench in 2015-16 with his promotion to Assistant Coach. Collins and Head Coach Willie Green served together on Golden State's staff from 2016-19.

Collins played 10 seasons in the NBA, posting career averages of 3.9 points and 2.9 rebounds in 542 regular-season games with the Utah Jazz, Phoenix Suns, Los Angeles Clippers and Portland Trail Blazers. During his career, his teams made five appearances in the NBA Playoffs.

Selected out of Stanford by the Jazz with the 52nd overall pick in the 2001 NBA Draft, Collins spent the first eight seasons of his career in Utah before joining the Suns in 2009-10 during current Warriors Head Coach Steve Kerr's final season as the team's GM.

After finishing his playing career in 2010-11, the Northridge, Calif., native spent two seasons as a Personnel Scout for the Clippers, and also worked as a television analyst for several outlets, including Pac-12 Networks, ESPNU and the Los Angeles Sparks.

His twin brother, Jason, was a college teammate at Stanford and played 13 years in the NBA. In September 2017, both Jarron and Jason were inducted into the Stanford Athletic Hall of Fame.

Jarron and his wife, Elsa, have two daughters, Alessandra and Valentina, and one son, Massimo.



## **RYAN FRAZIER**

### **ASSISTANT COACH**

Ryan Frazier enters his third season with New Orleans, second as an assistant coach after serving the previous season (2021-22) as a player development coach.

Frazier entered the coaching world as a graduate manager for the men's basketball program at George Mason University in 2017-18, and served as a video/player development assistant for the Milwaukee Bucks during the 2018-19 season.

He played four seasons at Bucknell University from 2012-2016, helping lead the Bison to three postseason appearances including a 2013 NCAA tournament bid and two NIT berths. Frazier earned Patriot League All-Defensive Team honors as a senior in 2015-16, and also excelled in the classroom and community, twice earning the Arthur Ashe Sports Scholar Award as well as the 2014-15 Patriot League Award for Outstanding Leadership and Character.

The native of Silver Spring, Maryland worked as an Equity Capital Markets Analyst from 2016-2017 before his time at George Mason.



# BASKETBALL OPERATIONS



## **CASEY HILL**

### **ASSISTANT COACH**

Casey Hill enters his fourth season with the New Orleans Pelicans as an assistant coach.

During the 2023 NBA Summer League, Hill served as the Pelicans' Summer League Head Coach, where he led the team to a 3-2 (.600) record, finishing 12th overall.

During the 2018-20 season, Hill served as an assistant coach for the LA Clippers on Doc Rivers' staff. Hill spent the 2017-18 season as Head Coach of the Clippers' NBA G League affiliate, the Agua Caliente Clippers, leading the team to a 23-27 record in its inaugural season. Hill joined the Clippers after four seasons as Head Coach of the Santa Cruz Warriors, G League affiliate of the Golden State Warriors, where he led the franchise to its first-ever G League title in 2014-15. Hill and his staff in Santa Cruz earned the 2013-14 NBA G League "Development Champion" award, an annual honor that recognizes the team that best embodies the league's goals of developing NBA basketball talent via call-ups and assignments. Prior to joining Santa Cruz staff, Hill worked under his father, longtime NBA coach Bob Hill, with the Tokyo Apache, a professional team in Japan.

Hill is a graduate of Trinity University (TX), where he was a member of the Tigers' basketball team that advanced three times to the NCAA Division III Playoffs, including the 2004-05 Elite Eight, and captured two Southern Collegiate Athletic Conference Championships from 2003-07.

Hill and his wife, Lizz moved to the New Orleans area ahead of the 2020-21 season.



## **AARON MILES**

### **ASSISTANT COACH**

Aaron Miles enters his first season with New Orleans, after spending two seasons (2021-23) as an assistant coach with the Boston Celtics.

Prior to joining the Celtics, Miles spent four seasons in the Golden State Warriors organization, including two seasons (2019-21) as a player development coach and two seasons (2017-19) as Head Coach of the Santa Cruz Warriors, Golden State's G League affiliate.

Miles led Santa Cruz to the G League Western Conference Finals in 2018-19 following a 34-16 (.620) campaign, the second-best record in franchise history. Overall, he owns a career-record of 57-43 (.570) with Santa Cruz, helping five of his players earn GATORADE Call-ups. He first joined the Warriors organization as a training camp invitee following the 2005 NBA Draft, appearing in 19 games during the 2005-06 season. In 2019, Miles served as head coach of Golden State's Summer League team.

Miles played 10 years professionally, eight coming overseas. The 6'1" guard enjoyed a prestigious collegiate career at the University of Kansas, where he led the Jayhawks to a 110-28 record and back-to-back NCAA Tournament Final Four appearances in 2002 and 2003. He started all four seasons, owning career averages of 8.6 points, 3.3 rebounds and 6.9 assists. Miles owns the all-time University of Kansas and Big 12 records for career assists with 954 (ninth-most in NCAA history) and is second in KU steals history with 264. A two-time Academic All Big 12 selection, Miles began his coaching career as Assistant Director of Student-Athlete Development at Kansas under Bill Self during the 2015-16 collegiate season. He later served as an Assistant Coach at Florida Gulf Coast in 2016-17.

A native of Portland, Oregon, and an alumnus of Portland's Jefferson High School, Miles and his wife Mikki have four sons: Aaron Jr., Adonis, Asaiah and Avion.

# BASKETBALL OPERATIONS



## **FRED VINSON**

### **ASSISTANT COACH**

Fred Vinson returns for his 14th season as an assistant coach with the New Orleans Pelicans, his 17th season overall as an NBA assistant coach. Vinson has helped the Pelicans to four playoff appearances (one as the New Orleans Hornets). He also served as the Pelicans' 2019 NBA Summer League Head Coach in Las Vegas, where he led the team to the semifinals.

Prior to joining the Pelicans, Vinson was an assistant coach for the LA Clippers from 2007-10. In addition to his duties as an assistant coach, Vinson also served as Director of Player Programs for the Clippers, where he was responsible for mentoring young players and easing their transition to the NBA. He has also participated in the NBA's Basketball Without Borders program in both Mexico City and New Orleans.

Vinson played 13 years of professional basketball, including two NBA seasons with the Atlanta Hawks and Seattle SuperSonics. In addition to playing in the United States Basketball League, Continental Basketball Association and American Basketball Association, Vinson spent several years overseas with professional clubs in the Philippines, Israel, Venezuela, Poland and France. In 2003, Vinson was a member of the CBA Champion Yakima Sun Kings, in addition to being named a CBA All-Star that season. He also holds the record for most points in a game in Guaiqueries de Margarita (Venezuela) team history with 53.

Vinson graduated from Georgia Tech in 1994 with a degree in Business Management and was a three-year letterman for the Yellow Jackets. He also attended Chowan Junior College (North Carolina), where he was inducted into the school's Hall of Fame in November 2014.



## **MIKE D'ANTONI**

### **COACHING ADVISOR**

Mike D'Antoni returns to New Orleans for his third season as Coaching Advisor for the Pelicans.

Prior to joining the Pelicans, D'Antoni served as an assistant coach for the Brooklyn Nets under Head Coach Steve Nash, where he helped lead the team to a 48-24 record and an appearance in the NBA Eastern Conference Semifinals.

Over 16 seasons, D'Antoni has amassed a record of 672-527 (.560 winning percentage) as Head Coach with Denver (1998-99), Phoenix (2003-08), New York (2008-12), L.A. Lakers (2012-14) and Houston (2016-20). He is one of just nine coaches in NBA history to be named Coach of the Year multiple times, earning his first award in 2005 after leading Phoenix to a franchise-record-tying 62 wins, and securing his second Coach of the Year honor in 2017 with Houston. D'Antoni has led his teams to the playoffs 10 times, including three trips to the Western Conference Finals (2005 and 2006 with Phoenix and 2018 with Houston). He also previously served as an assistant coach with Denver (1997-98), Portland (2000-01) and Phoenix (2002-03), as well as Associate Head Coach with Philadelphia (2015-16).

A native of Mullens, W.Va., D'Antoni was selected with the 20th overall pick in the second round of the 1973 NBA Draft by the Kansas City-Omaha Kings. He spent time with Kansas City-Omaha (1973-75) and San Antonio (1976-77) in the NBA and the Spirits of St. Louis (1975-76) in the ABA before embarking on a 13-year career (1977-90) with Olimpia Milano in Lega Basket Serie A in Italy.

A dual citizen of the U.S. and Italy, D'Antoni captured five league championships, two EuroLeague titles and was named one of the 50 Greatest Contributors in EuroLeague history in 2008. D'Antoni also began his coaching career in Italy, leading Olimpia Milano for four seasons (1990-94) and Benetton Basket for three seasons (1994-97) before being hired by the Nuggets as an assistant coach.



# BASKETBALL OPERATIONS



## **COREY BREWER**


### **PLAYER DEVELOPMENT COACH**

Corey Brewer enters his fourth season with the Pelicans as a player development coach after a 13-year NBA career.

Selected seventh overall in the 2007 NBA Draft, Brewer holds career averages of 8.7 points, 2.8 rebounds, and 1.5 assists in 819 regular season games for Minnesota, Dallas, Denver, Houston, the Los Angeles Lakers, Oklahoma City, Philadelphia and Sacramento.

Brewer averaged 11.3 points, 4.3 rebounds, and 2.8 assists during his three-year collegiate career and was a key member of the University of Florida's back-to-back National Championship teams in 2006 and 2007, earning the NCAA Basketball Tournament Most Outstanding Player Award in 2007.

In 2022, Brewer was drafted in the second round (19th overall) of the 2022 BIG3 SuperDraft by Bivouac, led by NBA Hall of Famer Gary Payton.




## **DARNELL LAZARE**

### **PLAYER DEVELOPMENT COACH**

Darnell Lazare enters his fifth season with the Pelicans as a player development coach, joining the club at the start of the 2019-20 season.

Born in Lafayette, La., Lazare starred at Woodlawn High School in Baton Rouge before a four-year collegiate career at Louisiana State University. Upon graduation, Lazare embarked on a professional playing career with stops in the NBA G League with the Maine Red Claws, Fort Wayne Mad Ants and Idaho Stampede, as well as internationally in Sweden, Ukraine, Australia, New Zealand and Canada, earning All-Star Selections in the G League in 2012 and in Australia's National Basketball League, and the Ukrainian Super League.

Lazare began his coaching career in 2015, serving as an assistant with the Iowa Energy of the G League.



## **ED FLYNN**

### **HEAD VIDEO COORDINATOR**

Ed Flynn enters his first season with the New Orleans Pelicans Basketball Operations department as Head Video Coordinator.

Flynn is responsible for assisting the coaching staff and players with any video needs, while also participating in on-court drills as well as accompanying the organization on team travel.

Prior to joining the Pelicans in 2023, Flynn served as Assistant Video Coordinator for the Charlotte Hornets for one season (2022-23) and before that was a Video Intern for the Hornets for one season (2021-22). Before his time in the NBA, he spent two seasons as a Graduate Assistant at the University of Miami (2019-21).

A native of Miami, Florida, Flynn graduated from Williams College, where he received his Bachelor's degree in History. He also earned a Master's degree in Professional Accounting from the University of Miami.

# BASKETBALL OPERATIONS



## **BRYSON GRAHAM** **ASSISTANT GENERAL MANAGER**

Bryson Graham begins his 14th season with the Pelicans, his fifth as Assistant General Manager. Graham joined the Pelicans as a front office intern during the 2010-11 season and rose through the ranks, serving as Player Development Director in 2011-12, Video Coordinator/Player Development Coach from 2012-14, Scouting Coordinator from 2014-17 and Director of College Scouting from 2017-19.

Prior to joining the Pelicans, Graham was a graduate assistant for the Texas A&M men's basketball team while in graduate school following a three-year playing career at A&M. Graham was part of the Aggies men's basketball teams that advanced to the Sweet Sixteen in 2006-07 and the second round of the NCAA Tournament in 2007-08 and 2008-09, graduating in 2009 with a degree in human resource development with a minor in business. The San Antonio native was selected to the Big 12 All-Academic Team three consecutive seasons between 2007 and 2009 and was also part of the Big 12 Winter Chick-fil-A Community of Champions.



## **MARC CHASANOFF** **SENIOR DIRECTOR OF BASKETBALL OPERATIONS**

Marc Chasanoff enters his 14th season with the New Orleans Pelicans, his fifth as Senior Director of Basketball Operations. Previously, Chasanoff has served as a Basketball Operations Assistant, Assistant Video Coordinator, Pro Scout, Coordinator of Pro Player Personnel and most recently, Director of Pro Player Personnel.

Prior to coming to New Orleans, Chasanoff worked as a Basketball Operations Intern with the Charlotte Bobcats.

Chasanoff, a Bradenton, Fla. native, went to Flagler College and received a degree in Sports Management and Business Administration.



## **MICHAEL HARTMAN** **SENIOR DIRECTOR OF BASKETBALL OPERATIONS**

Michael Hartman returns for his third season with New Orleans, his second season as Senior Director of Basketball Operations.


Hartman assists the Pelicans' front office and coaching staff in using data to make more informed basketball decisions, including free agent signings, trades, coaching strategy, and player development. He also oversees the software development and data engineering efforts for the basketball operations department.

Prior to joining the Pelicans, Hartman spent five seasons with the Cleveland Cavaliers in various basketball analytics roles. He joined the Cavs in 2016 as Basketball Analytics Developer, was promoted to Basketball Analytics Coordinator in 2017, then served on the Cavs' coaching staff as Director of Coaching Analytics/Player Development until 2020.

After growing up in Maryland, Hartman graduated from the University of Pennsylvania then spent three years at OrderUp, a Baltimore-based startup that was acquired by Groupon in 2015.



# BASKETBALL OPERATIONS



## **ALEX KAUFMAN**

### **MANAGER OF PLAYER EVALUATION AND BASKETBALL OPERATIONS**

Alex Kaufman returns for his fifth season with New Orleans, his first as Manager of Player Evaluation and Basketball Operations, assisting in all day-to-day operations of both the pro and collegiate scouting departments.

Kaufman joined the Pelicans in 2019-20 as Basketball Operations and Scouting Assistant after spending the 2018-19 season working for the Charlotte Hornets as Basketball Operations Associate.

He was promoted to Scouting Coordinator prior to the 2021-22 season.

A New Orleans native, Kaufman attended the University of Texas where he worked as a student manager and graduate assistant for the Men's Basketball Team. Kaufman holds a bachelor's degree in Sports Management, as well as his master's in Physical Education.



## **AMY ATMORE**

### **DIRECTOR OF PLAYER REHABILITATION**

Amy Atmore enters her first season with the Pelicans as the Director of Rehabilitation.


In her role, Atmore is responsible for developing player rehabilitation programs focused on physical therapy, injury prevention and rehabilitative care.

Atmore joins New Orleans after spending the past three years in the private sector as a full time Physical Therapist and Director of Performance for one of the top quarterbacks in the NFL. Prior to this role, she served as the Performance Therapist for the Phoenix Suns during their 2019-2020 season.

From 2011-2019, Atmore practiced in the rehabilitation setting treating high school, collegiate and professional athletes following acute and post-operative injuries. She was integral in developing sport specific return to play programs following concussion and ACL repair.

Atmore holds a Doctor of Physical Therapy degree from the University of Southern California and is a Certified Strength and Conditioning Specialist.

Atmore and her husband Ronald have one daughter named Aysi, who is 1 year old.



## **DANIEL BOVE**

### **DIRECTOR OF PERFORMANCE & SPORTS SCIENCE**

Daniel Bove enters his fourth season with the Pelicans as Director of Performance & Sports Science. In this role, Bove led the efforts of the performance staff, taking the initiative in developing, designing and implementing the Pelicans' athlete management system, including the integration of sports science concepts and utilizing different technologies to maximize athletic performance while minimizing injury risk.

Prior to joining the Pelicans, Bove served as the Director of Performance for the Phoenix Suns from 2018-20.

Prior to his time in Phoenix, Bove served as the Atlanta Hawks Sports Scientist/Assistant Strength and Conditioning Coach from 2016-18. Prior to joining the Hawks, Bove was a graduate assistant and Performance Laboratory Supervisor at the University of South Florida from 2014-2016. He has also worked as Head Weightlifting Coach at Horsepower Athletics in Tampa, Florida, and as a coach at Liberty Barbell in Philadelphia, Pennsylvania.

A graduate of Pennsylvania State University with a Bachelor's in Kinesiology, Bove also holds a Master's in Exercise Science from South Florida. He is a certified strength and conditioning specialist (CSCS) and corrective exercise specialist (CES).

The Philadelphia, Pennsylvania native and his wife, Krista, have two sons, Tanner and Easton.

# BASKETBALL OPERATIONS



## **TOM MAYSTADT**

### **HEAD ATHLETIC TRAINER**

Tom Maystadt enters his fifth season as the Pelicans' Head Athletic Trainer. Maystadt previously served as the Rehabilitation Coordinator and Assistant Athletic Trainer of the Phoenix Suns for 10 seasons.

Maystadt is certified as an athletic trainer, corrective exercise specialist (CES) and performance enhancement specialist (PES). Maystadt is also a member of the National Athletic Trainers Association (NATA), National Basketball Athletic Trainers Association (NBATA) and Arizona Athletic Trainers Association (AZATA).

Following graduation from Iowa State University in 1992, Maystadt spent 16 years in the clinical and outreach setting while directing sports medicine clinics with Physiotherapy Associates (1999-2009). He was also the coordinator of the sports medicine programs in the Chandler Unified School District (CUSD) and Dobson High School in Mesa, AZ (1993-2000).

Maystadt and his wife, Jennifer, have 2 daughters, Grace and Lily.



## **STAN WILLIAMS**

### **HEAD STRENGTH & CONDITIONING COACH/ASSISTANT ATHLETIC TRAINER**

Stan Williams enters his fifth season with the Pelicans, his third as Head Strength & Conditioning Coach after serving as an Assistant Athletic Trainer and Assistant Strength and Conditioning coach for the previous two seasons. Prior to joining the Pelicans, Williams served in the same capacity for two seasons with the Phoenix Suns.

Williams studied at Indiana University, where he received awards such as the Frank Family Scholarship for Sports Medicine and the NATA Hall of Famer Walter "Kip" Smith Commitment to Excellence Award. He received his Bachelor of Science degree in athletic training with a minor in exercise science in 2017. While in Bloomington, he worked as an athletic training student with the field hockey, volleyball and women's tennis teams, in addition to the men's and women's basketball teams. The Cincinnati, Ohio native is a certified athletic trainer (ATC), a member of the National Athletic Trainers' Association (NATA), Arizona Athletic Trainers' Association (AzATA), and National Basketball Athletic Trainers' Association (NBATA). He is a corrective exercise specialist (CES) and performance enhancement specialist (PES) from the National Academy of Sports Medicine (NASM).



## **DAVID JOVANOVIC**

### **EQUIPMENT MANAGER**

David Jovanovic, an employee of the franchise since their inaugural season in 1988, returns for his 36th season with the Pelicans in 2023-24.

His responsibilities as the team's Equipment Manager consist of ordering and maintaining all of the team's equipment and maintaining the team's locker room. At home games, he ensures that the team and their opponents have everything they need for game preparation. In addition, he travels with the team to all preseason, regular season and playoff games and can be found in his usual seat at the end of the bench.

"Big Shot," as he is known by the players and staff, also directs the team's extensive ball boy program.

Along with his daily responsibilities with the team, he has also assisted with the original 1988 CBA tryouts for the team, the 1991, 2008, 2014 and 2017 NBA All-Star Games, training camp for the 1995 USA Women's Basketball Team that competed in Atlanta for the Summer Olympics, an exhibition game with the 1994 USA Men's Basketball Team that competed in the World Championships in Toronto as well as numerous NCAA Tournament Regionals and ACC Tournaments.

A native of Arlington, Va., Jovanovic attended Belmont Abbey College in Belmont, N.C., and earned his bachelor's degree in mathematics in 1988.




# BASKETBALL OPERATIONS

## BASKETBALL OPERATIONS STAFF



**Garrius Adams**  
Assistant Video Coordinator




**Ashley Amoss**  
Basketball Operations  
Manager




**Jana Austin**  
Assistant Athletic Trainer



**John Butler**  
Security Officer




**Brandon Demas**  
Two-Way Coach




**Ethan Gold**  
Senior Coordinator of  
Player Engagement



**Dr. Andrew Gottschalk**  
Primary Care Sports  
Medicine Doctor



**Jordan Kincaide**  
Assistant Strength &  
Conditioning Coach



**James Laughlin**  
Coaches Chief of Staff




**Jaxon Markworth**  
Assistant Equipment  
Manager/Team Travel  
Manager




**Mary Martinko**  
Massage Therapist




**Peggy McCranie**  
Basketball Operations  
Receptionist




**Jake McGee**  
Assistant Video  
Coordinator



**Jordan McGuire**  
Player Development  
Assitant/Assistant Shooting  
Coach



**Adam Mendelson**  
Assistant Equipment  
Manager




**Mike Montgomery**  
Assistant Athletic Trainer



**Dr. Scott Montgomery**  
Team Orthopedic Surgeon



**Sherman Mushatt**  
Security Officer



**Keith Omoerah**  
Video/Player Development  
Assistant




**Teniya Page**  
Family/Player Programs  
Liaison



**Chico Robinson**  
Director of Team Security



**Jenna Rosen**  
Director of Mental Health  
& Wellness



**Dom Samangy**  
Basketball Analytics  
Coordinator



**Ariel St. Julien**  
Team Dietician



**PLAYERS**



# ROSTER

## 2023-24 ROSTER



15 JOSE  
ALVARADO



11 DYSON  
DANIELS



24 JORDAN  
HAWKINS



14 BRANDON  
INGRAM



5 HERB  
JONES



13 KIRA  
LEWIS JR.



32 E.J.  
LIDDELL



8 NAJI  
MARSHALL



3 CJ  
MCCOLLUM



25 TREY  
MURPHY III



22 LARRY  
NANCE JR.



17 JONAS  
VALANCIUNAS



1 ZION  
WILLIAMSON



40 CODY  
ZELLER

## TWO-WAY PLAYERS



12 KAISER  
GATES



0 DEREON  
SEABRON

# ROSTER

## 2023-24 ROSTER

No	Player	Pos	Ht	Wt	Birthdate	Prior to NBA/Country	NBA Exp.
15	Jose Alvarado	G	6-0	175	04/12/1998	Georgia Tech/USA	2
11	Dyson Daniels	G	6-7	203	03/17/2003	G League Ignite/Australia	1
12	Kaiser Gates*	F	6-8	223	11/08/1996	G League Long Island Nets/USA	0
24	Jordan Hawkins	G	6-5	192	04/29/2002	UConn/USA	R
14	Brandon Ingram	F	6-8	210	09/02/1997	Duke/USA	7
5	Herb Jones	G/F	6-7	212	10/06/1998	Alabama/USA	2
13	Kira Lewis Jr.	G	6-2	175	04/06/2001	Alabama/USA	3
32	E.J. Liddell	F	6-6	242	12/18/2000	Ohio State/USA	0
8	Naji Marshall	F	6-7	225	01/24/1998	Xavier (OH)/USA	3
3	CJ McCollum	G	6-3	202	09/19/1991	Lehigh/USA	10
25	Trey Murphy III	G/F	6-8	211	06/18/2000	Virginia/USA	2
22	Larry Nance Jr.	F	6-8	242	01/01/1993	Wyoming/USA	8
0	Dereon Seabron*	G	6-6	190	05/26/2000	N.C. State/USA	1
17	Jonas Valančiūnas	C	7-0	270	05/06/1992	Lietuvos Rytas/Lithuania	11
1	Zion Williamson	F	6-6	285	07/06/2000	Duke/USA	3
40	Cody Zeller	C	6-11	247	10/05/1992	Indiana/USA	10

\*Two-Way Player

Head Coach: Willie Green (Detroit Mercy)

Associate Head Coach: James Borrego (San Diego)

Assistant Coaches: Jarron Collins (Stanford), Ryan Frazier (Bucknell), Casey Hill (Trinity), Aaron Miles (Kansas), Fred Vinson (Georgia Tech)

Coaching Advisor: Mike D'Antoni (Marshall)

Player Development Coaches: Corey Brewer (Florida), Darnell Lazare (Louisiana State)

Head Athletic Trainer: Tom Maystadt (Iowa State)

Director of Performance & Sports Science: Daniel Bove (Penn State)

Director of Player Rehabilitation: Amy Atmore (University of Southern California)

## 2023-24 NUMERICAL ROSTER

- 0 Dereon Seabron\*
- 1 Zion Williamson
- 3 CJ McCollum
- 5 Herb Jones
- 8 Naji Marshall
- 11 Dyson Daniels
- 12 Kaiser Gates\*
- 13 Kira Lewis Jr.
- 14 Brandon Ingram
- 15 Jose Alvarado
- 17 Jonas Valančiūnas
- 22 Larry Nance Jr.
- 24 Jordan Hawkins
- 25 Trey Murphy III
- 32 E.J. Liddell
- 40 Cody Zeller

\* - Two-Way Player



# 15 JOSE ALVARADO

Position  
**GUARD**

NBA Experience  
**2**

Height/Weight  
**6-0/175**

Birthdate  
**APRIL 12, 1998**

Birthplace  
**BROOKLYN, N.Y.**

College  
**GEORGIA TECH**

High School  
**CHRIST THE KING**  
(Middle Village, N.Y.)



**Transactions:** Undrafted in the 2021 NBA Draft...Signed by New Orleans to a two-way contract on 8/19/21...Signed by New Orleans to a multi-year contract on 3/28/22.

**2022-23 Season:** In his second season with New Orleans, appeared in 61 games (10 starts), averaging 9.0 points, 2.3 rebounds, 3.0 assists, 1.1 steals in 21.5 minutes per game, while shooting .411 from the field, .336 from behind the arc and .813 from the free throw line... Scored in double figures 26 times...Notched three steals nine times...Was selected to the 2023 Jordan Rising Stars Game during NBA All-Star Weekend...On 10/25 vs. DAL, started his first game of the season, posting 13 points, three rebounds, three assists and two steals, while shooting 6-of-8 (.750) from the floor and 1-of-3 (.333) from deep range...On 10/28 at PHX, scored 14 points, converting 4-of-7 (.571) from three-point range...On 11/2 at LAL, scored 15 points, shooting 6-of-8 (.750) from the field and 3-of-4 (.750) from behind the arc. He added four assists, two boards and a steal...On 11/12 vs. HOU, scored eight of his 12 total points, four assists, two rebounds and three steals, which all came in the fourth quarter...On 11/18 vs. BOS, grabbed a **season-high** six rebounds to go along with 10 points, four assists, one steal and a block...On 11/23 at SAS, tossed out a **season-high** nine assists to go along with five points, three rebounds and three steals...On 12/4 vs. DEN, notched a **career-high** 38 points, shooting 12-of-19 (.632), 8-of-11 (.727) from beyond the arc and 6-of-7 (.857) from the charity stripe. His 38 points off the bench, is the most points off the bench by an undrafted player in NBA history, previously held by Golden State's Ian Clark (36) on 3/11/17, the most points scored by any bench reserve in franchise history (37 points by Marcus Thornton 2/23/10 @ CLE) and is third most points scored off the bench by any NBA player this season. Additionally, Alvarado's 38 points is the most off the bench by any NBA player this season. Lastly, Alvarado's eight made three pointers marks a **career-high**. Became one of nine players in franchise history to hit eight three-pointers in a game and just the third to do it off the bench (Ryan Anderson [Twice], JJ Redick)...On 12/9 vs. PHX, posted three steals to go along with 20 points, two assists, and one rebound while converting 6-of-10 (.600) from the floor and 3-of-5 (.600) from three-point range...On 12/30 vs. PHI, snatched a **season-high** four steals to go along with seven points, two rebounds and three assists...On 1/24 vs. DEN, scored 17 points, converting 8-of-12 (.666) from the floor and 1-of-4 (.250) from three-point range. Alvarado scored 12 of his 17 points in the fourth quarter, shooting 6-of-9 (.666) from the field...Missed 21 games this season, one due to a right rib contusion and the other 20 games were missed due to a right tibia stress reaction.

**Professional:** In 115 games (11 starts) over two seasons for New Orleans, averaging 7.7 points, 2.9 assists, 2.1 rebounds and 1.2 steals in 18.6 minutes per game, while shooting .424 from the floor, .322 from three-point distance and .759 from the charity stripe...Scored in double figures 38 times, including three times scoring 20-plus points...Notched three or more steals in 20 contests...Posted one double-double...**2021-22 Season:** In 54 games (one start) with New Orleans, averaged 6.1 points, 2.8 assists, 1.9 rebounds and 1.3 steals in 15.4 minutes per game, while shooting .446 from the floor, .291 from three-point range and .679 from the free throw line...Scored in double figures 11 times...Recorded one double-double on the year...Finished the season with a total plus/minus of plus-143, which led all rookies in the NBA... Ranked 1st among all NBA rookies with a 3.80 assist/turnover ratio and ranked 2nd among NBA rookies in steals per game (1.3)...Ranked 1st among all NBA rookies in steal/turnover ratio (1.77)...On 11/3 at SAC, played in his first regular-season NBA game...On 11/5 at GSW, made his first career NBA bucket and finished the game with five points and an assist...On 1/9 at TOR, posted six points, shooting 2-of-3 (.667) from the

## CAREER HIGHS

<b>PTS</b>	<b>38 DEN 12/4/22</b>
<b>FGM</b>	<b>12 DEN 12/4/22</b>
<b>FGA</b>	<b>19 (Twice)</b>
<b>3FGM</b>	<b>8 DEN 12/4/22</b>
<b>3FGA</b>	<b>11 (Twice)</b>
<b>FTM</b>	<b>7 @MIL 1/29/23</b>
<b>FTA</b>	<b>8 @MIL 1/29/23</b>
<b>OREB</b>	<b>3 @CHA 3/21/22</b>
<b>DREB</b>	<b>7 LAC 1/13/22</b>
<b>TREB</b>	<b>8 LAC 1/13/22</b>
<b>ASTS</b>	<b>10 HOU 3/13/22</b>
<b>STLS</b>	<b>6 HOU 3/13/22</b>
<b>BLKS</b>	<b>2 (Twice)</b>
<b>MINS</b>	<b>34 @CLE 1/16/23</b>

# 15 JOSE ALVARADO

floor and a perfect 2-of-2 from three-point range...On 1/13 vs. LAC, grabbed a **career-high** eight rebounds to go along with four assists, four points and three steals in 15 minutes played...On 1/20 at NYK, returned to his hometown and notched 13 points, converting 6-of-9 (.667) from the floor and 1-of-2 (.500) from behind the arc...On 1/25 at PHL, made his first career start, posting 11 points, three rebounds, five assists, two steals and two blocks in 33 minutes played...On 1/29 vs. BOS, posted 19 points, shooting 8-of-11 (.727) from the field and 3-of-4 (.750) from three-point range...He posted four steals, four rebounds and two assists...On 2/1 at DET, tossed out six assists, to go along with, 10 points, one board and a steal...On 2/8 vs. HOU, scored 12 points, converting 5-of-6 (.833) from the floor and a perfect 2-of-2 from the free throw line...On 2/10 vs. MIA, had a team-high 17 points, shooting 7-of-12 (.583) from the floor and 3-of-6 (.500) from behind the arc...In the fourth quarter, he scored 11 of his 17 points, converting 4-of-5 (.800) from the field and 3-of-4 (.750) from three-point distance...On 3/13 vs. HOU, notched his first career double-double, scoring 16 points and tossing out a **career-high** 10 assists...He also posted a **career-high** six steals, which is the most by a Pelicans player all season...On 3/24 vs. CHI, posted 15 points, seven assists, three steals and one rebound, while shooting 5-of-10 (.500) from the floor and 2-of-3 (.667) from three-point range...On 3/26 vs. SAS, scored 23 points, shooting 10-of-19 (.526) from the floor and 2-of-6 (.333) from behind the arc...Missed two games due to Health and Safety Protocols...**Play-In Tournament:** Appeared in both games for the Pelicans, averaging 8.0 points, 2.5 rebounds and 3.0 assists in 19.5 minutes per game, while shooting .357 from the floor, .600 from three-point range and .750 from the free throw line.

**G League: 2021-22 (Birmingham Squadron):** Appeared in five games for New Orleans' G League affiliate during the Showcase, averaging 19.8 points, 6.8 assists and 6.0 rebounds, while shooting .529 from the field, .429 from three-point range and .750 from the free throw line.

**Playoffs: 2022 (New Orleans):** Played in all six playoff games in the 2022 Western Conference First Round against the Phoenix Suns, averaging 8.0 points, 1.5 assists, 1.3 rebounds and 1.2 steals in 19.5 minutes per game...Converted .485 from the field, .375 from three-point range and .769 from the free throw line...On 4/19 at PHX, scored eight points, converting a perfect 3-of-3 from the floor, including 2-of-2 from three-point range...On 4/28 vs. PHX, played 31 minutes in Game 6, posting 11 points, four assists, three rebounds and two steals, while shooting 4-of-8 (.500) from the floor and 3-of-5 (.600) from the free throw line.

**Summer League (2021):** Appeared in five games at MGM Resorts 2021 NBA Summer League for the Pelicans in Las Vegas, averaging 4.4 points, 1.8 rebounds, 2.0 assists and 1.4 steals.

**College (Georgia Tech: 2017-21):** Started all 106 games except for two as the floor general for the Yellow Jackets for four seasons, averaging 13.5 points, 3.6 rebounds, 3.6 assists and 2.1 steals in 34.9 minutes played...Throughout his career shot .444 from the floor, .341 from long range and .790 from the free throw line...Was on a Tech team that won its first ACC Championship in 28 years and played in the NCAA Tournament for the first time in 11 years...Named ACC Defensive Player of the year and second-team All-ACC after making third-team All-ACC as a junior...Also named Georgia Co-Player of the Year (with teammate Moses Wright) by the Atlanta Tipoff Club...Started all but one game he was available to play in his career, including all 26 as a senior (missed 15 due to injury during freshman and junior seasons)...Rarely left the floor unless he has foul trouble or is injured, has played the entire 40 minutes (45 in one overtime game) 24 times in his career...Has risen to 10th place on Tech's career list for steals (226)...Had 71 career double figure scoring games (16 as a freshman, 20 as a sophomore, 15 as a junior, 20 as a senior)...Topped 20 points 25 times...Finished career No. 19 in career points at Tech (1,429)...No. 3 all-time at Tech in career steals (226)...His 384 career assists are 11th all-time at Tech...No. 11 at Tech in career three-point field goals (172)...Followed a pair of legendary New York point guards into the Tech program — Kenny Anderson (1989-91) and Stephon Marbury (1995-96)...**Senior (2020-21):** Named the ACC Defensive Player of the Year, the second Tech player to be so honored (center Ben Lammers in 2017), and made the All-ACC second team by both official ACC voting panel and the Associated Press...Also named first-team All-District 2 by the National Association of Basketball Coaches...Ranked among the top 10 in the ACC in seven (7) statistical categories...No. 8 in scoring (15.19 ppg), No. 5 in FG percentage (.504), No. 2 in FT percentage (.838), No. 6 in assist average (4.08), No. 1 in steals (2.85), No. 7 in assist/turnover ratio (2.00), No. 2 in minutes (37.10)...With enough makes he would also rank in the top 10 in three-point percentage (.390)...Ranked No. 2 nationally in steals per game...Led the ACC in steals for the second year in a row, a first for a Tech player and first ACC player to do so since Chris Paul in 2004 and 2005...In ACC games, averaged 14.41 points (12th), 4.24 assists (5th) and 3.12 steals (1st), hitting .526 from the floor (6th), .403 from three-point range, .872 from the foul line...Made the ACC All-Tournament second team after scoring 13 points with five assists, three assists and five steals, and no turnovers in the full 40 minutes, in Tech's championship game win over Florida State ... Scored 20 or points eight times in 2020-21, five times in ACC games...Scored 12 of his 21 after intermission against FSU on Jan. 30 (4-6 FG, 2-4 3pt FG, 3 assists)...Had seven complete games 2020-21, five in ACC regular-season play (including one OT game), the ACC championship game and the NCAA Tournament loss to Loyola...Played 58:22 of a possible 60 minutes in Tech's 4-OT loss to Georgia State...Ranked No. 2 in the ACC in average minutes, 18th nationally...**Junior (2019-20):** Voted to the All-Atlantic Coast Conference third team despite missing seven games due to injury early in the season...Became the 45th Tech player to reach 1,000 career points with his 23-point performance against Pittsburgh on March 4 (has 1,034 points through three seasons at Tech)...Missed seven of eight games after season opener at NC State with right ankle injury, but returned for the Diamond Head Classic and started every game thereafter (34.3 mpg)... Averaged 15.1 points, 4.0 assists and 2.4 steals in that stretch, and hit 35.1 percent of his three-point tries, and shot .454 from the floor overall...Over Tech's final 11 ACC games, averaged 18.1 points with four 20-points-plus games, and 3.5 assists, while hitting .469 from the floor, .365 from three-point range and .769 from the foul line...Hit at least one three-point field goal in 18 straight games to end the season, dating back to Jan. 4 at North Carolina, the longest streak for a Tech player since Adam Smith connected in 24 straight games during the 2015-16 season...Scored a season-high 26 in the Jackets' win over NC State on Jan. 25, coming up with a Tech-record nine steals, including thefts on each of the Wolfpack's final two possessions to preserve the victory...His nine steals broke the Tech record of eight set by Kenny Anderson, another Brooklyn product, against Duke on Jan. 30, 1991...ACC record is 11, and only three ACC players have ever recorded more than nine steals in a game...Hit career-high for assists three times in 2020 (8 vs. Duke, 8 vs. BC and 9 vs. Notre Dame)...Seven 20-point efforts over his last 18 games, beginning with a 25-point performance at North Carolina in which he hit 8-of-12 shots from the floor and 4-of-6 from distance...In ACC games, ranked 8th in scoring (16.05 ppg), No. 6 in field goal percentage (.465), No. 8 in assists (4.32) and No. 1 in steals (2.37) ... For the season, averaged 14.4 points and career-high 4.0 assists in 33.5 minutes per game...Averaged 11.3 points and 4.5 assists in Tech's August trip to Spain, and hit 8-of-16 from three-point range...**Sophomore (2018-19):** Led Tech in scoring (12.5 ppg), assists (3.4 pg) and steals (1.8 pg)...Averaged team-high 12.5 points, 3.9 rebounds, 3.6 assists, 1.8 steals in ACC games...Last six regular-season games, averaged 18.3



# 15 JOSE ALVARADO

points, leading the Jackets in five of those games – 17 points vs. Florida State, a career-high 29 vs. Pittsburgh, 20 at Miami, 12 at Virginia, 21 vs. Boston College, and 11 at NC State...Converted 37-of-75 field goals (49.3 pct.), 12-of-30 from three-point range (40 pct.), 24-of-32 from the free throw line, adding 29 rebounds, 24 assists and 12 steals...Averaged 36.2 minutes in ACC games (6th in the conference), played full 40 minutes against Notre Dame (2nd meeting), Pitt, Miami and NC State... Had five complete games on the season...Notched double figures in 20 games, including 24 at Northwestern, 20 at Arkansas, 20 vs. Virginia Tech, 21 vs. Boston College...**Freshman (2017-18):** Started every game as Tech's primary point guard, ranking fourth in the ACC at 39.2 minutes per game in conference play prior to suffering a dislocated left elbow 12 minutes into Tech's Feb. 11 game against Duke...Sidelined the remainder of the season and underwent surgery to repair the injury...Ranked fourth among freshmen nationwide in overall minutes per game (35.9) and percentage of minutes played (89.3)...Logged eight complete games (seven in ACC play), including all 45 minutes in Tech's OT loss at Boston College...Had team-high 3.1 assists per game...Third on Tech's scoring chart at 12.1 points per game, 10.2 per game against the ACC...Ranked fifth among ACC freshmen in scoring, fourth in assists...Eleven double figure games in the last 16, 16 altogether as a freshman...Averaged 13.2 ppg in last six games (27-61 FG, 14-31 on threes) prior to Duke...Topped 20 points four times (22 vs. Grambling State, 23 vs. Wright State, 23 vs. Yale, 23 at Florida State)...Excellent at the foul line (80.2 percent on 81 attempts, third on the team in both).

**High School:** Three-star prospect out of high school who was ranked the No. 9 player in the state of New York and No. 33 in the nation at his position by ESPN... Named New York City Catholic League player of the year as a junior in 2015-16, led Christ the King, the No. 19 team in the nation entering the 2016-17, to the New York City title twice...Averaged 17 points and 6.5 assists per game as a junior...Posted the first quadruple-double in school history (18 points, 10 rebounds, 10 assists, 10 steals)...Led his AAU team, the New York Rens, to the Peach Jam quarterfinals in the summer of 2016, averaging 11 points and five assists.

**Personal:** Alvarado is of Puerto Rican and Mexican heritage...He and his fiancé, Flor, have two daughters named Nazanin and Brooklyn...Began playing basketball at age nine...Graduated May 8, 2021 with a bachelor's degree in literature, media and communications.

## NBA REGULAR SEASON STATS

SEASON	TEAM	GP	MIN	FGM	FGA	FG%	FTM	FTA	FT%	OREB	DREB	TREB	AST	TO	STL	BLK	PF	PTS	PPG	RPG	APG
2021-22	NOP	54	834	131	294	0.446	36	53	0.679	25	75	100	152	40	71	7	73	330	6.1	1.9	2.8
2022-23	NOP	61	1310	201	489	0.411	65	80	0.183	28	113	141	186	81	67	10	125	550	9.0	2.3	3.0
<b>TOTAL</b>	<b>--</b>	<b>115</b>	<b>2144</b>	<b>332</b>	<b>738</b>	<b>.424</b>	<b>101</b>	<b>133</b>	<b>.759</b>	<b>53</b>	<b>188</b>	<b>241</b>	<b>338</b>	<b>121</b>	<b>138</b>	<b>17</b>	<b>198</b>	<b>880</b>	<b>7.7</b>	<b>2.1</b>	<b>2.9</b>

3-POINT FG: 2021-22, 32-110 (.291); 2022-23, 83-247 (.336); TOTALS: 115-357 (.322)

## NBA POSTSEASON STATS

SEASON	TEAM	GP	MIN	FGM	FGA	FG%	FTM	FTA	FT%	OREB	DREB	TREB	AST	TO	STL	BLK	PF	PTS	PPG	RPG	APG
2021-22	NOP	6	117	16	33	0.485	10	13	0.769	2	6	8	9	7	7	1	18	48	8.0	1.3	1.5
<b>TOTALS</b>	<b>--</b>	<b>6</b>	<b>117</b>	<b>16</b>	<b>33</b>	<b>0.485</b>	<b>10</b>	<b>13</b>	<b>0.769</b>	<b>2</b>	<b>6</b>	<b>8</b>	<b>9</b>	<b>7</b>	<b>7</b>	<b>1</b>	<b>18</b>	<b>48</b>	<b>8.0</b>	<b>1.3</b>	<b>1.5</b>

3-POINT FG: 2021-22, 6-16 (.375)

# 11 DYSON DANIELS

Position  
**GUARD**

NBA Experience  
**1**

Height/Weight  
**6-7/203**

Birthdate  
**MARCH 17, 2003**

Birthplace  
**BENDIGO, AUSTRALIA**

Prior to NBA  
**NBA G LEAGUE IGNITE**

High School  
**NBA GLOBAL ACADEMY**  
(Canberra, Australia)



**Transactions:** Selected 8th overall by New Orleans Pelicans in the 2022 NBA Draft...Signed by New Orleans on 7/9/22.

**2022-23 Season:** In 59 games (11 starts) with New Orleans, averaged 3.8 points, 3.2 rebounds, 2.3 assists and 0.7 steals in 17.7 minutes per game, while shooting .418 from the floor, .314 from three-point range and .650 from the free throw line...Scored in double-figures five times...Ranked 9th among all NBA rookies in assists per game (2.3)...Tied for 9th among all NBA rookies in deflections per game (1.5)...Tied for 11th in steals per game (0.7) among all NBA rookies...On 10/25 vs. DAL, scored his first NBA basket at the 8:17 mark of the second quarter, when he hit a seven-foot hook shot. Daniels finished the game with 11 points, three boards, three steals, two assists and a block, while shooting 4-of-5 (.800) from the floor, a perfect 1-of-1 from deep and 2-of-2 from the free throw line...On 11/2 at LAL, notched eight points, five rebounds, two assists and a block, while shooting 3-of-5 (.600) from the floor and 2-of-3 (.667) from the free throw stripe...On 11/15 vs. MEM, in 17 minutes of action posted a **career-high** nine rebounds to go along with three points, one assist, one steal and a block... On 11/30 vs. TOR, tossed out a **career-high** nine assists to go along with a **career-high** 14 points, converting 6-of-9 (.667) from the floor and 1-of-2 (.500) from three-point range...On 12/2 at SAS, started in his first NBA game of his career and posted four points, five rebounds and three assists in 32 minutes of action...On 1/16 at CLE, snatched a **career-high** four steals to go along with four points, four assists and three rebounds...Missed a total of 15 games this season due to multiple reasons. Sat out two games due to a left ankle sprain, was out for one game due to an illness and missed 12 games due to a right ankle sprain.

**G League (G League Ignite: 2021-22):** Played in 26 games throughout Ignite's exhibition and showcase averaging 12 points, 7.0 rebounds, and 5.1 assists...Led his team in both assists (5.1) and steals (2.0) per game while finishing second in rebounds (7.0)...On Dec. 13, scored a season-high 23 points along with nine rebounds, six assists, and four steals against Salt Lake City...Recorded five 20-point games and four games with 10-plus rebounds...Posted three double-doubles on the year with the most notable consisting of 18 rebounds along with 21 points against Santa Cruz on March 6.

**International (Australia):** Played for Australia in the 2023 FIBA World Cup, averaging .8 points, .3 rebounds, and .5 assists in 2.6 minutes per contest...Represented Australia in July's FIBA U19 World Cup averaging 14 points, 5.3 rebounds, and 4.6 assists through seven games... Played in the FIBA U15 Oceania Championship and joined Australia's senior national team for competition in 2021 where he tallied 23 points alongside four assists, three rebounds and six steals against New Zealand.

**Personal:** Full name is Dyson James Daniels...Favorite basketball shoes are the Freak 3's...Favorite place to eat in New Orleans is Saffron... Favorite movie is the Transformers...Favorite T.V. show is Shaun the Sheep...Likes to DJ in his free time...Serena Williams is his favorite athlete outside of basketball.

## CAREER HIGHS

<b>PST</b>	14	TOR 11/30/22
<b>FGM</b>	6	TOR 11/30/22
<b>FGA</b>	9	TOR 11/30/22
<b>3FGM</b>	2	(4 Times)
<b>3FGA</b>	5	OKC 3/11/23
<b>FTM</b>	3	SAC 4/4/23
<b>FTA</b>	3	(3 Times)
<b>OREB</b>	2	(8 Times)
<b>DREB</b>	8	MEM 11/15/22
<b>TREB</b>	9	MEM 11/15/22
<b>ASTS</b>	9	TOR 11/30/22
<b>STLS</b>	4	@CLE 1/16/23
<b>BLKS</b>	1	(11 Times)
<b>MINS</b>	36	PHX 12/11/22



## NBA REGULAR SEASON STATS

SEASON	TEAM	GP	MIN	FGM	FGA	FG%	FTM	FTA	FT%	OREB	DREB	TREB	AST	TO	STL	BLK	PF	PTS	PPG	RPG	APG
2022-23	NOP	59	1042	87	208	0.418	26	40	0.650	36	152	188	134	57	43	11	99	227	3.8	3.2	2.3
<b>TOTALS</b>	--	<b>59</b>	<b>1042</b>	<b>87</b>	<b>208</b>	<b>0.418</b>	<b>26</b>	<b>40</b>	<b>0.650</b>	<b>36</b>	<b>152</b>	<b>188</b>	<b>134</b>	<b>57</b>	<b>43</b>	<b>11</b>	<b>99</b>	<b>227</b>	<b>3.8</b>	<b>3.2</b>	<b>2.3</b>

# 24 JORDAN HAWKINS

Position  
**GUARD**

NBA Experience  
**R**

Height/Weight  
**6-5/192**

Birthdate  
**APRIL 29, 2002**

Birthplace  
**GAITHERSBURG, MD**

College  
**UConn**

High School  
**DEMATHA CATHOLIC**  
(Hyattsville, Md.)



**Transactions:** Selected 14th overall by New Orleans in the 2023 NBA Draft.

**Summer League: New Orleans (2023):** Appeared in all five games for the Pelicans, averaging 12.8 points, 5.2 rebounds, 2.2 assists and 1.8 steals in 28.1 minutes per contest...Converted .319 from the field, .250 from three-point distance and .550 from the free throw stripe.

**College (Connecticut: 2021-23):** Appeared in 64 games (41 starts), averaging 11.8 points, 3.0 rebounds, 1.0 assists and 0.5 steals in 23.2 minutes per game, while shooting .396 from the field, .376 from three-point range and .872 from the free throw line...2023 NCAA All-Tournament Team selection after helping UConn win the national championship...Named Most Outstanding Player of the 2023 West Regional...2022-23 All-Big East First Team selection...2021-22 Big East All-Freshman Team choice...Owns the highest career free throw percentage in UConn history (.872)...**Sophomore (2022-23):** Started all 37 games he played in, averaging 16.2 points, 3.8 rebounds, 1.3 assists and 0.7 steals in 29.4 minutes per contest, while shooting .409 from the field, .388 from three-point range and .887 from the charity stripe...Ranked third in the Big East in scoring (16.2 points per game)...Made 109 three-pointers which were the second most in UConn history behind Ray Allen's 115 in 1995-96...Ranked 18th nationally and second in the Big East in free throw percentage (.887)...Averaged 16.3 points and shot .500 from three-point range and .920 from the free throw line in the NCAA Tournament...Scored 16 points against San Diego State in the national championship game on 4/3/23...Scored a career-high 31 points vs. St. John's on 1/15/23...**Freshman (2021-22):** Appeared in 27 games (four starts), averaging 5.8 points, 2.0 boards, 0.5 assists and 0.3 steals in 14.7 minutes per game, while converting .353 from the floor, .333 from behind the arc and .821 from the free throw stripe...Ankle injury forced him to miss the season's first two games and a concussion put him out of action for most of the game at Creighton on March 2 as well as the last four games of the season, just as he seemed to be hitting his stride...Had seven double-figure scoring games, including a season-high 16 against nationally-ranked Auburn...Had 15 points, including four three-pointers, vs. Georgetown, 15 vs. Grambling State and 14 vs. Butler...Named to Big-East All-Freshman Team.

**High School:** Consensus top 50 recruit, who came to UConn following two years at powerhouse program DeMatha Catholic (Hyattsville, Md.) under Coach Mike Jones...Played AAU for Team Durant under Coach Angel Hernandez...As a senior at DeMatha, averaged 19.7 points, 11.4 rebounds, 3.7 assists, 2.3 steals and 1.9 blocks, while shooting .636 overall and .464 from three-point range to lead DeMatha to an 11-0 record and was named 2020-21 Gatorade Maryland Player of the Year...Two-time Washington Post All-Met Honorable Mention pick...Played his first two high school years at Gaithersburg High, averaging 20.2 points per game as a sophomore.

**Personal:** Jordan Dorrell Hawkins...Born April 29, 2002...Son of Jasmine and Craig Hawkins...Has two older sisters, Alexis and Chynna, and one younger sister, Paris...Played for two seasons at powerhouse high school DeMatha Catholic, which produced current NBA guards Markelle Fultz and Victor Oladipo...Cousin of Angel Reese, who helped lead LSU to the 2023 women's national championship.



# 14 BRANDON INGRAM

Position  
**FORWARD**

NBA Experience  
**7**

Height/Weight  
**6-8/210**

Birthdate  
**SEPTEMBER 2, 1997**

Birthplace  
**KINSTON, N.C.**

College  
**DUKE**

High School  
**KINSTON H.S.**  
(Kinston, N.C.)



**Transactions:** Selected by the Los Angeles Lakers with the second overall pick in the 2016 NBA Draft...Acquired by New Orleans along with Josh Hart, Lonzo Ball, the draft rights to the fourth overall pick in the 2019 NBA Draft, De'Andre Hunter, and two future first-round draft picks in exchange for Anthony Davis on 7/6/19...Re-signed by New Orleans 11/30/20.

**2022-23 Season (New Orleans):** Started all 45 games he appeared in, averaging 24.7 points, 5.5 rebounds, 5.8 assists and 0.7 steals in 34.2 minutes per game, while converting .484 from the field, .390 from three-point range and .882 from the charity stripe...Tallied his first two triple-doubles of his career this season...Scored in double figures 44 times, including 52 outings of 20 or more points, and 13 games of 30 or more points...Western Conference Player of the Week (Mar. 20-26). During that week, he led New Orleans to a 3-0 week, recording averages of 31.3 points, 10.0 assists, and 6.3 rebounds in 33.0 minutes per game, while shooting .525 from the field, .462 from deep, and 1.000 from the foul stripe. Among Western Conference players with winning records on the week, Ingram ranked first in points and assists per contest. In New Orleans's 115-96 win over Charlotte on March 23, Ingram notched the first triple-double of his career with 30 points, 11 rebounds, and 10 assists. Secured in the third quarter, Ingram became just the third player in franchise history to notch a triple-double before the fourth frame, and the third to notch 30/10/10 overall. Ingram also became the 8th player in NBA history to record a 30-plus point triple-double without committing a turnover, joining Nikola Jokić (2x), Dejounte Murray, James Harden, Nikola Vucevic, Antoine Walker, Grant Hill, and Charles Barkley. Ingram followed up this career milestone by notching 32 points and a **career-best** 13 assists in a 131-110 win over the LA Clippers on March 25. Ingram's Player of the Week honor is the fourth of his career. He has been named Player of the Week in each of his four seasons as a Pelican...Finished the season tied for third in the NBA in 'mid-range' field goals made per game (2.9)...On 11/4 vs. GSW, returned to the Pelicans lineup after missing the last four games due to a concussion. He finished the game with a game-high 26 points, five boards, five assists and two blocks, while shooting 3-of-7 (.429) from three-point range and 7-of-10 (.700) from the free throw line...On 11/9 at CHI, scored 16 of his 22 total points in the fourth quarter, which is the second most points he has ever scored in the fourth frame in his career. He scored 17 points in the fourth quarter on 12/13/19 at PHI...On 11/21 vs. GSW, posted 34 points, converting 12-of-19 (.632) from the floor, 3-of-7 (.429) from three-point range and a perfect 7-of-7 from the free throw line in only 31 minutes of play. He added six rebounds, three assists and three steals. This is the first time all season Ingram has scored 30-plus points...On 1/25 vs. MIN, returned to the Pelicans' lineup after missing the past 29 games due to injury. In his return, he posted 13 points, five rebounds, five assists and a steal...On 2/4 vs. LAL, scored 35 points, shooting 15-of-28 (.536) from the floor and 5-of-6 (.833) from the free throw line...On 2/13 at OKC, scored a game-high 34 points, converting 14-of-24 (.583) from the field, 3-of-5 (.600) from behind the arc and a perfect 3-of-3 from the free throw line...On 2/23 at TOR, scored 36 points, shooting 12-of-27 (.444) from the floor, 5-of-7 (.714) from three-point range and 7-of-8 (.875) from the free throw stripe. He added seven rebounds and three assists...On 3/1 at POR, scored 40 points, converting 18-of-29 (.621) from the field and a perfect 3-of-3 from the free throw line. He added six rebounds, five assists and two steals in 38 minutes of play. His 18 made field goals is a **career-high** for field goals made in any regular season game...On 3/23 vs. CHA, posted 30 points, 11 rebounds, 10 assists and one steal which marks his **first career triple-double**. Ingram is the third player in Pelicans franchise history with a 30-point triple-double, joining Chris Paul (twice) and DeMarcus Cousins. In the first quarter, Ingram scored 17 points, which is tied for the second-most he's ever had in any quarter, and six assists, which is the most he's had as a Pelican in any quarter and is tied for

## CAREER HIGHS

<b>PTS</b>	49 UTA 1/16/20
<b>FGM</b>	18 @POR 3/1/23
<b>FGA</b>	31 IND 1/4/21
<b>3FGM</b>	7 (Twice)
<b>3FGA</b>	12 (Twice)
<b>FTM</b>	16 UTA 1/16/20
<b>FTA</b>	20 UTA 1/16/20
<b>OREB</b>	4 (3 Times)
<b>DREB</b>	14 @HOU 10/26/19
<b>TREB</b>	15 @HOU 10/26/19
<b>ASTS</b>	13 (Twice)
<b>STLS</b>	4 (4 Times)
<b>BLKS</b>	4 MEM 2/6/21
<b>MINs</b>	46 MEM 4/5/23

# 14 BRANDON INGRAM

most assists he's had in any quarter in his career. With this triple-double, Ingram becomes just the **third player in franchise-history** to notch a triple-double before the fourth frame...On 3/25 at LAC, scored 32 points, shooting 12-of-22 (.545) from the floor, 3-of-5 (.600) from three-point distance and a perfect 5-of-5 from the charity stripe. He added a **career-high** 13 assists...On 3/30 at DEN, notched his **second-career triple-double**, posting 31 points, 11 rebounds and 10 assists...On 4/9 at MIN, scored a **season-high** 42 points, shooting 16-of-28 (.571) from the floor 1-of-3 (.333) from three-point distance and a perfect 9-of-9 from the free throw line and added a **season-high** 12 rebounds...Missed 37 regular season games during the 2022-23 season.

**Professional:** Has appeared in 413 games (374 starts) for New Orleans and Los Angeles, holding career averages of 19.2 points, 5.2 rebounds and 4.1 assists in 33.0 minutes...Has recorded 196 games with 20-plus points and 50 games with 30-plus points...Notched two triple-doubles in his career...Tallied 36 double-doubles in his career (25 point/rebound, 11 point/assist)...Selected to the 2020 All-Star Game...Two-time participant in the Rising Stars Challenge at NBA All-Star Weekend...NBA All-Rookie Second Team selection in 2017...**2021-22 Season (New Orleans):** Started in all 55 games he appeared in, averaging 22.7 points, 5.8 rebounds and 5.6 assists, while shooting .461 from the field, .327 from behind the arc and .826 from the free throw line...Scored 20-plus points in 35 games, including 10 outings of 30 or more points...Notched seven double-doubles on the year...Named Western Conference Player of the Week (Jan. 31-Feb. 6). During that week, he played in three games, averaging 27.3 points, 9.3 assists, 3.3 rebounds, 1.7 steals, and 1.3 blocks while committing just five total turnovers and leading the Pelicans to a 3-0 record. Ingram finished the week one of just two players in the NBA to average at least 27 points and nine assists in three or more games. Ingram shot .475 from the field, .400 from three-point range, and .846 from the foul stripe. Ingram notched back-to-back games with double-digit assists for the first time in his career at Denver and Houston, posting 12 dimes in each. Ingram's Player of the Week honor is the third of his career, after earning the award in each of the last two seasons...Connected on 190-of-408 (.466) from the mid-range this season, which ranks 4th in the NBA in total FGM from this zone, despite only playing in 55 games during the 2021-22 regular season...The only player in the NBA during the regular season to average 22-plus points, 5.4-plus assists, 5.5-plus rebounds and three or less turnovers per game...On 12/1 vs. DAL, scored 29 points, converting 11-of-17 (.647) from the field, 3-of-5 (.600) from three-point distance and a perfect 4-of-4 from the charity stripe...On 12/3 at DAL, notched 12 assists to go along with 24 points, eight rebounds and two steals...On 12/5, scored a **season-high** 40 points, converting 15-of-28 (.536) from the floor and 7-of-8 (.875) from the free throw line. This marks the third 40-point game of his career...On 12/8 vs. DEN, played in a **season-high** 43 minutes, posting 16 points, eight rebounds, five assists and tied a **career-high** four steals...On 12/10 vs. DET, notched 26 points, three rebounds, five assists and two blocks. He scored 24 points in the first half, shooting 8-of-14 (.571) from the floor and 4-of-6 (.667) from behind the arc. At the 4:38 mark of the second quarter, Ingram hit his third three-pointer of the night, passing Baron Davis for 8th on the Pelicans All-Time three pointers list...On 12/15 at OKC, posted a game-high 34 points, converting 11-of-21 (.524) from the floor...On 12/21 vs. POR, scored a team-high 28 points to go along with eight boards and eight assists...On 12/23 at ORL, finished with a game-high 31 points, six rebounds and four assists, converting 12-of-23 (.522) from the floor and a perfect 7-of-7 from the free throw line...On 1/6 vs. GSW, notched a game-high 32 points and 11 rebounds, shooting 12-of-20 (.600) from the field and 7-of-8 (.875) from the free throw line...At the 1:55 mark of the third quarter, Ingram passed Rasual Butler for 17th on the Pelicans All-Time rebounds list...On 1/11 vs. MIN, scored a game-high 33 points, shooting 11-of-19 (.579) from the floor, a **season-high** 6-of-7 (.857) from three-point range and a perfect 5-of-5 from the charity stripe. With the game tied at 125-125 with 3.6 seconds left to play, Brandon Ingram nailed a deep three-pointer to give the Pelicans a 128-125 lead with 1.3 seconds left in regulation. In the last 1:13 of regulation, Ingram scored 10 of the last 11 New Orleans points to seal the victory. Also, he passed Elton Moore for 7th on the Pelicans All-Time three pointers list...On 2/1 at DET, Ingram scored 26 points, shooting 8-of-18 (.444) from the field and 9-of-10 (.900) from the charity stripe. He became 5th on the All-Time Pelicans made field goal list passing Ryan Anderson...On 2/6 at HOU, had a game-high 33 points with 12 assists tonight after having 23 points and 12 assists at Denver on 2/4...On 2/14 vs. TOR, posted his seventh double-double of the season, posting 10 points, 11 boards, eight assists, two blocks and one steal. Ingram passed DeMarcus Cousins for 17th on the Pelicans All-Time blocks list...On 3/2 vs. SAC, led the way for the Pelicans, scoring a game-high 33 points, shooting a **season-high** .790 (15-of-19) from the floor, 2-of-3 (.667) from the three-point line and 1-of-2 (.500) from the free throw line...On 3/6 at DEN, tallied 38 points, shooting 12-of-24 (.500) from the field, 3-of-7 (.429) from behind the arc and 11-of-13 (.847) from the free throw line. He added five rebounds and nine assists in 40 minutes, and this marks his first career game with 38-plus points, five-plus rebounds and nine-plus assists...On 3/27 vs. LAL, after missing the last 10 games due to injury, posted a team-high 26 points, shooting 10-of-17 (.588) from the floor and 6-of-7 (.857) from the foul stripe...On 4/1 at LAL, notched 29 points, eight rebounds, seven assists, two blocks and a steal, while converting 10-of-17 (.588) from the floor and a perfect 9-of-9 from the free throw line...In the second half, he scored 23 of his 29 points, shooting 7-of-11 (.636) from the floor...Missed 27 games on the year...**Play-In Tournament:** Started both games for New Orleans, averaging, 28.5 points, 5.5 rebounds and 5.5 assists, while shooting .625 from the floor and .700 from the free throw line...On 4/13 vs. SAS, scored 27 points, shooting 11-of-19 (.579) from the floor and 5-of-6 (.800) from the free throw stripe...On 4/15 at LAC, helped lead the Pelicans to a come-back, scoring a game-high 30 points, converting 14-of-21 (.667) from the floor and 2-of-4 (.500) from the free throw line in 43 minutes of play...**2020-21 Season (New Orleans):** Appeared in 61 games (all starts), averaging 23.8 points (20th in NBA), 4.9 rebounds and 4.9 assists in 34.3 minutes...Scored 20 or more points in 33 games, including 12 outings of 30 or more points...Notched four double-doubles this season...Named the Western Conference Player of the Week (Dec. 22-27). During that week, Ingram was second in the West in total points scored (80), posted seven rebounds and six assists, and one of four players to average at least 26 points while shooting at least .440 from the field, .470 from three-point range and .820 from the free throw line. The third player in team history to earn the Player of the Week honor multiple times, joining Chris Paul (eight) and Anthony Davis (five)...Became the first player in franchise history to notch 80 points, 20 rebounds and 20 assists through the first three games of the season...On 4/16 at WAS, matched a **career-high** four steals to go along with 34 points, five assists and seven rebounds...On 4/12 vs. SAC, notched 34 points on 11-of-18 (.611) from the floor and 9-of-10 (.900) from the free throw line to go along with seven assists, one steal and two blocks...Posted a **season-high** 36 points on 14-of-21 (.667) from the floor, 4-of-6 (.667) from behind the arc and a perfect 4-of-4 from the free throw line vs. LAL (3/23)...On 3/12 vs. CLE, shot 11-of-14 (.786) from the field and 3-of-6 (.500) from deep, scoring 28 points and grabbing seven boards...In a **season-high** 43 minutes, recorded 33 points, six rebounds and three assists in the team's overtime victory vs. BOS (2/21)...On 2/6 vs. MEM, posted a **career-high** four blocks to go along with 27 points, three assists and a **season-high** 12 boards...Tied a **career-high** with seven three-pointers against the Washington Wizards (1/27)...Racked up 31 points, eight assists, four rebounds and two blocks in the Pelicans' victory over the Pacers (1/4)...Notched 11 assists to go along with 24 points, nine rebounds, three steals and one block on 12/23 at TOR...**2019-20 (New Orleans):** Named the NBA's Most Improved Player after appearing in 62 games (all starts), averaging 23.8 points (14th in NBA), 6.1 rebounds and 4.2 assists in 33.9 minutes...Scored 20 or more points in 46



# 14 BRANDON INGRAM

games, including 11 outings of 30 or more points...Notched nine double-doubles this season...Selected to his first NBA All-Star Game...Became the second player in NBA history age 22 or younger to average at least 23.5 points per game while shooting over .450 from the field, .390 from three-point range and .850 from the free throw line, joining Kevin Durant (Age 20 – 2008-09)...Became one of five players in NBA history age 22 or younger to average at least 23.5 PPG, 6.0 RP, 4.0 APG and 0.9 SPG, joining Tracy McGrady (Age 21 – 2000-01; Age 22 – 2001-02), Michael Jordan (Age 21 – 1984-85), LeBron James (Age 20 – 2004-05; Age 21 – 2005-06; Age 22 – 2006-07) and Luka Doncic (Age 20 – 2019-20)...Was named the NBA's Western Conference Player of the Week for games played Dec. 23-29. Ingram led the Pelicans to a 4-0 week while averaging 25.3 points on .493 shooting from the floor, including .542 from three-point range and a perfect 1.000 from the free throw line, as well as 7.3 rebounds, 4.5 assists and 2.0 steals...One of eight players to average at least 23.5 PPG, 6 RPG, 4 APG...One of two players to appear in at least 25 games to average at least 23.5 PPG while shooting at least .460 FG, .390 3FG, .850 FT, joining Damian Lillard...Prior to the NBA restart, averaged 24.3 points, 6.3 boards, and 4.3 assists on .387 from deep in 56 games (all starts)...Tallied a career-best 49 points on 15-of-25 from the floor, 3-of-8 from deep, and a season-best 16-of-20 from the foul line to go along with eight rebounds and six assists vs. UTA (1/16)...Notched 29 points and 11 assists to go along with eight rebounds vs. CHI (1/8)...Scored 31 points, converting on a **career-best** seven three-pointers at DEN (12/25)...Scored 35 points and grabbed a **career-high** 15 rebounds (14 defensive) at HOU (10/26)...Scored 40 points (17-24 FG) with five rebounds and five assists at BKN (11/4). With this performance, Ingram is the sixth player in Pelicans franchise history to score at least 40 points on less than 25 FGA...Ingram's 181 points set the mark for the highest point total through his first seven games with the Pelicans in franchise history, passing DeMarcus Cousins' 155...**2018-19 (Los Angeles Lakers):** Appeared in 52 games (all starts), averaging 18.3 points, 5.1 rebounds and 3.0 assists in 33.9 minutes...In six games after the All-Star break, upped his averages to 27.8 points and 7.5 rebounds while shooting .570 from the field, before his season ended due to injury...Scored in double figures in 49 games, including 20 outings of 20 or more points and three 30-plus point games...Owned two double-doubles this season...Recorded 20-plus points in six consecutive games...Scored a game-high-tying 31 points (13-21 FG) with eight rebounds 3/1 vs. MIL, good for his fourth career 30-point game...In that game, shot a perfect 8-for-8 from the field in the first half, marking the most shots made without a miss in a single half in his career...Scored 32 points with six rebounds 2/25 at MEM, his second 30-plus game of the year...Had 27 points (11-14 FT) and a **season-high** 13 rebounds in a game-high 41 minutes 2/21 vs. HOU, his second double-double of the season...With that line, became the eighth player in the NBA this season to match those totals with at least 11 free throws...Scored a **season-high** 36 points (16-20 FG) with five rebounds and five assists 1/29 vs. PHI, his first 30-point outing of the season and second of his career...With the performance, became the fifth player in the NBA on the season to score at least 35 points while shooting .800 from the field (joining G. Antetokounmpo, J. Collins, N. Jokic, K. Thompson), and became the first Lakers player since Andrew Bynum in 2012 to reach those marks...Dropped a game-high 29 points with six assists, three rebounds and two steals 1/7 at DAL... Added 17 points, 11 rebounds, five assists and one block 1/2 vs. OKC, his first double-digit rebounding game and double-double of the season...Contributed 21 points, nine assists, seven rebounds and two blocks 12/30 vs. SAC, recording the highest assist total of his career when scoring at least 20 points...Scored 22 points with two blocks 12/27 at SAC...Tallied three blocks with 14 points 11/29 vs. IND...In return from 4-game absence, scored 24 points with five rebounds and a **season-high**-tying three blocks in 25 minutes 10/29 at MIN...Became one of three players in NBA history to have at least 24 points, three blocks and three 3FG in 25 minutes or less (joining K. McHale and B. Laimbeer)...Totaled 16 points, four rebounds, one assist, two steals and one block in season-opener 10/18 at POR...Missed seven games due to sprained left ankle (12/7-12/18), two games due to right shoulder soreness (3/4-3/6), five games due to deep venous thrombosis, right arm (3/9-3/17), 12 games due to thoracic outlet decompression syndrome, right arm (3/19-4/9) and four games due to NBA suspension (10/22-10/27)...**2017-18 (Los Angeles Lakers):** Appeared in 59 games (all starts), averaging 16.1 points, 5.3 rebounds and 3.9 assists in 33.5 minutes...Selected to participate in the Mtn Dew Kickstart Rising Stars Challenge at the 2018 NBA All-Star Weekend in Los Angeles...Was the only player in the NBA aged 20 years or younger to average at least 16.0 points, 5.0 rebounds and 3.0 assists per game...Became fourth player in NBA history to have at least 395 assists (396), 95 three-pointers (96) and 75 blocks (79) at the age of 20 or younger, joining LeBron James, Kevin Durant and Kobe Bryant as the only players to do so...Scored in double figures in 50 games, including 16 20-plus point performances and one game of 30-plus...Led the team in scoring 15 times, rebounds four times, assists 18 times, steals 10 times and blocks 14 times...Tallied six double-doubles...Finished with 21 points, 10 rebounds, six assists and three blocks on 2/26 at ATL, joining Kevin Durant, LeBron James and Lamar Odom as the only players to post those numbers at the age of 20 or younger...Scored 22 points, including a season-best four three-pointers on 2/10 at DAL...Tallied a near triple-double with 16 points, a season-best 10 assists and eight rebounds on 2/2 at BKN...Scored 22 points with a season-best 14 rebounds on 1/5 vs. CHA...Totaled 21 points, seven rebounds, six assists and one block, along with a game-winning last-second 3FG on 12/7 at PHI...Registered **season-high** 32 points, five rebounds, three assists, three steals and two blocks on 11/29 vs. GSW...Earned first career double-double with 19 points, 10 rebounds, three assists, one steal and one block on 10/25 vs. WAS...Missed two games due to right quad contusion/left quad tendinitis (12/23-12/25), two games due to mild left ankle sprain (1/15, 1/19), 12 games due to left groin strain (3/3-3/26) and seven games due to concussion protocol (4/1-4/11)...**2016-17 (Los Angeles Lakers):** Appeared in 79 games (40 starts), averaging 9.4 points, 4.0 rebounds and 3.6 assists in 29.8 minutes...Selected to the NBA All-Rookie Second Team...Chosen to participate in the Rising Stars Challenge at NBA All-Star 2017...Ranked eighth overall among rookies in points per game (9.4)...Posted 36 double-figure point games, including two contests with 20-plus points...Led the team in blocks 19 times...Became the fifth player in NBA history to total at least 150 assists, 50 three-pointers and 36 blocks in a season at the age of 19 or younger...One of three players in NBA history to total at least 150 assists at the age of 19 while standing at 6-foot-9 or taller (Kevin Durant, Giannis Antetokounmpo)...Notched **season-highs** in points (22) and field goals (10) on 2/26 vs. SAS...Tied **season-highs** with three three-pointers and three steals on 1/20 vs. IND...Narrowly missed a triple-double on 12/17 at CLE, totaling 10 rebounds, nine assists, and nine points...Made his first start on 11/23 @ GSW, totaling 16 points...Scored nine points and grabbed three rebounds in his NBA debut on 10/26 vs. HOU...Missed three games with right patellar tendinitis (3/26-3/30).

**Playoffs: 2022 (New Orleans):** Started all six postseason games for New Orleans, averaging 27.0 points, 6.2 rebounds, 6.2 assists and 0.7 steals in 39.3 minutes per game...Shot .474 from the floor, .407 from three-point range and .830 from the free throw line...Scored 30-plus points in three straight games, becoming the first player in franchise history with three consecutive 30-point games in the playoffs...He is now also one of seven players in NBA history to score 30-plus in three of his first four career playoff games...On 4/17 at PHX, appeared in his first career postseason game, netted 18 points, four assists and five rebounds, while shooting 6-of-17 (.353) from the floor and a perfect 5-of-5 from the free throw line...On 4/19 at PHX, scored 37 points, while shooting 13-of-21 (.619) from the floor, a perfect 3-of-3 from three-point range and a perfect 8-of-8 from the charity stripe...On 4/22 vs. PHX, led the team with 34 points in Game 3, shooting 11-for-19 (.579) from the floor, including 3-for-6 (.500) from three, while adding seven rebounds, two assists and a block...On 4/24 vs. PHX, led the team with 30 points on

# 14 BRANDON INGRAM

11-for-23 (.478) from the field, including 1-for-5 from three-point range.

**International (USA):** Appeared in six games for the USA team during the 2023 FIBA World Cup, averaging 5.7 points, 3.0 rebounds, and 2.7 assists in 16.2 minutes per contest.

**College (Duke: 2015-16):** Consensus ACC Freshman of the Year in his lone collegiate season...AP All-American Honorable Mention...Consensus Second Team All-ACC selection...USBWA Freshman All-America and All-District III honors...NABC All-District II First Team recognition...ACC Rookie of the Week four times...Finalist for the Wayman Tisdale National Freshman of the Year Award...Wayman Tisdale National Freshman of the Week once (1/12/16)...One of five finalists for the Julius Erving Small Forward of the Year Award...Named to the midseason Naismith Trophy watch list...Started 34 of his 36 games in 2015-16...Finished ranked sixth in the ACC in scoring (17.3), seventh in three-point percentage (.410) and minutes played (34.6), ninth in three-pointers per game (2.2), 10th in blocks (1.4), and 13th in rebounds (6.8)...Led ACC freshman in scoring, rebounding, three-pointers per game, three-point percentage, minutes played, and double-doubles (eight)...Duke's leading scorer in the NCAA Tournament, averaging 23.0 points to go along with 6.3 rebounds and 2.7 assists over three games, scoring at least 20 points in each contest...Played 119 of a possible 120 minutes in the NCAA Tournament...Led the Blue Devils in scoring nine times, in rebounding seven times, and in assists six times...Hit double-figures in 31 of 36 games, with 14 games of 20-plus points...Blocked a career-high six shots 1/9/16 vs. Virginia Tech...Finished in the top-five in Duke's freshman record books in a number of categories, including total points, points per game, double-figure scoring games, 20-point scoring games, field goals made, three-point field goals made, free throws made, total blocks, double-doubles, minutes played, and minutes per game.

**Personal:** Son of Donald and Joann Ingram...Has an older brother, Donovan (who goes by 'Bo'), and an older sister, Brittany...Is an avid supporter of community efforts, having participated in the Lakers Youth Foundation Casino Night, Thanksgiving Dinner for the LAFD and the Lakers Youth Foundation Golf Tournament...Has also hosted school supply giveaways in his home town of Kinston, NC.

## NBA REGULAR SEASON STATS

SEASON	TEAM	GP	MIN	FGM	FGA	FG%	FTM	FTA	FT%	OREB	DREB	TREB	AST	TO	STL	BLK	PF	PTS	PPG	RPG	APG
2016-17	LAL	79	2279	276	686	0.402	133	214	0.621	60	256	316	166	116	50	36	158	740	9.4	4.0	2.1
2017-18	LAL	59	1975	358	761	0.470	192	282	0.681	57	257	314	230	149	45	43	163	949	16.1	5.3	3.9
2018-19	LAL	52	1760	362	729	0.497	195	289	0.675	41	226	267	154	129	28	31	149	950	18.3	5.1	3.0
2019-20	NOP	62	2104	507	1096	0.463	313	368	0.851	51	329	380	259	189	61	38	179	1477	23.8	6.1	4.2
2020-21	NOP	61	2093	513	1101	0.466	281	320	0.878	34	265	299	296	154	42	36	124	1450	23.8	4.9	4.9
2021-22	NOP	55	1869	453	983	0.461	266	322	0.826	35	285	320	307	151	34	26	119	1246	22.7	5.8	5.6
2022-23	NOP	45	1538	404	835	0.484	240	272	0.882	23	223	246	262	148	32	19	116	1112	24.7	5.5	5.8
<b>TOTALS</b>	--	<b>413</b>	<b>13618</b>	<b>2873</b>	<b>6191</b>	<b>0.464</b>	<b>1620</b>	<b>2067</b>	<b>0.784</b>	<b>301</b>	<b>1841</b>	<b>2142</b>	<b>1674</b>	<b>1036</b>	<b>292</b>	<b>229</b>	<b>1008</b>	<b>7924</b>	<b>19.2</b>	<b>5.2</b>	<b>4.1</b>

3-POINT FG: 2016-17, 55-187 (.294); 2017-18, 41-105 (.390); 2018-19, 31-94 (.330); 2019-20, 150-384 (.391); 2020-21, 143-375 (.381); 2021-22, 74-226 (.327); 2022-23, 64-164 (.390); TOTALS: 558-1535 (.364)

## NBA POSTSEASON STATS

3-POINT FG: 2021-22, 11-27 (.407)

SEASON	TEAM	GP	MIN	FGM	FGA	FG%	FTM	FTA	FT%	OREB	DREB	TREB	AST	TO	STL	BLK	PF	PTS	PPG	RPG	APG
2021-22	NOP	6	236	56	118	0.475	39	47	0.830	4	33	37	37	23	4	2	11	162	27.0	6.2	6.2
<b>TOTALS</b>	--	<b>6</b>	<b>236</b>	<b>56</b>	<b>118</b>	<b>0.475</b>	<b>39</b>	<b>47</b>	<b>0.830</b>	<b>4</b>	<b>33</b>	<b>37</b>	<b>37</b>	<b>23</b>	<b>4</b>	<b>2</b>	<b>11</b>	<b>162</b>	<b>27.0</b>	<b>6.2</b>	<b>6.2</b>



# 5 HERB JONES

Position  
**GUARD/  
FORWARD**

NBA Experience  
**2**

Height/Weight  
**6-7/212**

Birthdate  
**OCTOBER 6, 1998**

Birthplace  
**GREENSBORO, ALA.**

College  
**ALABAMA**

High School  
**HALE COUNTY**  
(Moundville, Ala.)



**Transactions:** Selected 35th overall by New Orleans Pelicans in the 2021 NBA Draft...Signed by New Orleans 8/16/21...Re-signed to a multi-year contract extension on July 6, 2023

**2022-23 Season:** In his second season, started all 66 games he appeared in with New Orleans, averaging 9.8 points, 4.1 rebounds, 2.5 assists, 1.6 steals and 0.6 blocks per game...Scored in double figures 32 times...Recorded three-plus steals 17 times...Among NBA players, tied for seventh in steals per game (1.6, tied for sixth in deflections per game (3.4) and tied eighth in total charges drawn (19)...On 10/23 vs. UTA, scored nine points, converting 3-of-9 (.333) from the floor and 3-of-5 (.600) from the free throw line...On 11/4 vs. GSW, returned to the Pelicans starting lineup after missing the last four games. He finished with four points and three steals...On 11/5 at ATL, posted 19 points, shooting 7-of-13 (.538) from the floor while adding nine boards, two assists and three steals...On 11/9 at CHI, posted 17 points, four rebounds, three assists and three steals, while converting 5-of-9 (.556) from the floor and 7-of-8 (.875) from the free throw line...On 11/28 vs. OKC, notched 12 points, three rebounds, three assists, four steals and tied a **career-high** with three blocks. Jones became the seventh player in franchise history to notch at least four steals and three blocks in a single game...On 12/19 vs. MIL, posted a **season-high** five steals to go along with nine points, two rebounds and an assist...On 12/31 at MEM, tied a **career-high** grabbing 11 rebounds to go along with four points, three assists and three steals...On 1/7 at DAL, tied a **season-high** with five steals to go along with 16 points, six rebounds, one assist and one block...On 1/31 at DEN, scored 21 points, shooting 6-of-8 (.750) from the floor, 2-of-4 (.500) from three-point range and 7-of-8 (.875) from the free throw stripe. He tied a **season-high** with five steals to go along with four steals and four boards...On 4/5 vs. MEM, scored a **career-high** 35 points, shooting 11-of-21 (.524) from the floor, 5-of-8 (.625) from three-point range and 8-of-9 (.889) from the free throw line. He notched **career-highs** in all of the following categories: points (35), field goals made (11), field goal attempts (21), three-pointers made (five) and free throws made (eight)...Missed 15 games during the regular season.

**Professional:** In 144 games (135 starts) for New Orleans, averaging 9.7 points, 3.9 rebounds, 2.3 assists and 1.6 steals in 29.8 minutes per contest, while shooting .473 from the floor, .336 from three-point range and .802 from the free throw stripe...Scored in double figures 70 times, including 20-plus points in six games...Notched one double-double...Has posted three or more steals in 37 contests...**2021-22 Season:** In his rookie season, appeared in 78 games (69 starts) with New Orleans, averaging 9.5 points, 3.8 rebounds, 2.1 assists, 1.7 steals and 0.8 blocks per game...Scored in double figures 38 times...Recorded three-plus steals 20 times...Selected to participate in the 2022 All-Star Clorox Rising Stars in Cleveland as part of NBA All-Star 2022. Jones became the seventh player in New Orleans franchise history to participate in the Rookie Challenge/Rising Stars Game, joining Chris Paul, Anthony Davis, Buddy Hield, Nickeil Alexander-Walker, Nicolo Melli, and Zion Williamson...Among all NBA players, ranked fourth in total deflections (243) and is ranked third in total steals (130)...Among NBA rookies, finished the regular season ranked first in steals per game (1.7), ranked first in total steals (130) and ranked second in steal/turnover ratio (1.30), ranked fourth in blocks per game (0.8), ranked third in total blocks (60), ranked ninth in assist/turnover ratio (1.67), ranked fifth in field goal percentage (.476) and ranked fourth in free throw percentage (.840)...Became the only rookie in New Orleans franchise history to have 80-plus steals and 45-plus total blocks in a single season...Is the second rookie in franchise history to have 100-plus steals, along with Chris Paul...Set Pelicans rookie franchise record for most consecutive games with at least one block, racking up 16 consecutive games with

## CAREER HIGHS

<b>PTS</b>	<b>35</b> MEM 4/5/23
<b>FGM</b>	<b>11</b> MEM 4/5/23
<b>FGA</b>	<b>21</b> MEM 4/5/23
<b>3FGM</b>	<b>5</b> MEM 4/5/23
<b>3FGA</b>	<b>8</b> (3 Times)
<b>FTM</b>	<b>8</b> MEM 4/5/23
<b>FTA</b>	<b>9</b> (Twice)
<b>OREB</b>	<b>6</b> @MIN 10/23/21
<b>DREB</b>	<b>7</b> (5 Times)
<b>TREB</b>	<b>11</b> (Twice)
<b>ASTS</b>	<b>8</b> (Twice)
<b>STLS</b>	<b>6</b> LAL 3/27/22
<b>BLKS</b>	<b>3</b> (9 Times)
<b>MINS</b>	<b>44</b> MEM 4/5/23

# 5 HERB JONES

at least one block, passing Anthony Davis' rookie record of 13 straight...On 10/29 vs. SAC, notched 12 points, converting 5-of-8 (.625) from the floor...On 11/13 vs. MEM, posted 17 points, converting 5-of-11 (.455) from the floor, 3-of-4 (.750) from behind the arc and a perfect 4-of-4 from the charity stripe...On 11/24 vs. WAS, notched four steals to go along with four points, seven rebounds and three assists...On 11/9 at LAC, posted six made shots, scoring 16 points...On 12/5 at HOU, posted a **career-high** three blocks to go along with five points and a steal...On 12/8 vs. DEN, scored 19 points, converting 8-of-11 (.727) from the floor and a perfect 2-of-2 from three-point range...On 12/17 vs. MIL, grabbed nine rebounds to go along with 17 points, four assists a steal and a block...On 12/28 vs. CLE, finished the game with 26 points, seven rebounds, three assists and three blocks...On 1/6 vs. GSW, posted 13 points, six rebounds, two assists and five steals. He shot 4-of-8 (.500) from the floor and 5-of-6 (.833) from the free throw line...On 2/4 at DEN, finished with a game-high 25 points, converting 8-of-10 (.800) from the floor, 3-of-4 (.750) from three-point range and a perfect 6-of-6 from the free throw line. In the fourth quarter, he notched 18 points, which is the third-most points scored by a rookie in a quarter in New Orleans franchise history...On 2/8 vs. HOU, finished a **career-high** 11 rebounds to go along with 10 points, marking his first career double-double of his career...On 2/18 in Cleveland, Pelicans rookie forward Herbert Jones participated in the 2022 All-Star Clorox Rising Stars as part of NBA All-Star 2022...On 3/11 vs. CHA, tossed out a **career-high** eight dimes, to go along with 12 points, two boards and a steal...On 3/15 vs. PHX, scored 22 points, converting 7-of-11 (.636) from the floor, 3-of-6 (.500) from three-point range and a perfect 5-of-5 from the foul stripe...On 3/27 vs. LAL, posted a **career-high** six steals, to go along with 16 points, two rebounds and two assists...Missed four games due to multiple minor injuries...Play-In Tournament: Started both must-win games for the Pelicans, averaging 9.5 points, 6.0 rebounds, 2.0 assists, 1.5 blocks and 1.0 steals in 35.1 minutes per game...In just two games, averaged .538 from the floor, .429 from three-point range and shot a perfect 1.000 from the free throw stripe.

**Playoffs: 2022 (New Orleans):** Started in all six postseason games for New Orleans, averaging 10.7 points, 3.3 rebounds, 1.8 assists and 0.8 blocks in 37.7 minutes per game...Shot .477 from the floor, .417 from three-point distance and .773 from the free throw line...Averaged 1.8 steals per game through six games this postseason – the only rookie in the NBA over the last 12 seasons to average 1.8 steals or more in the playoffs...Is also one of only four players in the NBA over the last five seasons (2017-22) to record 11 steals or more over their first six career playoff games...Totalled 64 points in the playoffs, the most by a rookie in postseason franchise history...On 4/19 at PHX, recorded 14 points in Game 2 of 5-for-8 shooting (.625), including 2-for-3 from behind the arc (.667)...His 14 points are the most in franchise history among rookies in the postseason...On 4/22 vs. PHX, scored 12 points in Game 3, shooting 5-for-7 (.714) from the field...On 4/28 vs. PHX, led the team with four steals, while adding 16 points, four rebounds and four assists.

**Summer League (2021):** Appeared in five games (one start) at MGM Resorts 2021 NBA Summer League for the Pelicans in Las Vegas, averaging 7.6 points, 3.6 rebounds, 1.8 assists and 1.4 steals, while shooting .452 from the field, .500 from behind the arc and .643 from the free throw line.

**College (Alabama: 2017-21):** Played in 129 games (101 starts), averaging 7.3 points, 4.9 rebounds, 2.2 assists and 1.3 steals, while shooting .441 from the floor and .288 from deep range...Was named AP Third Team All-American in 2021...Finalist for Naismith Trophy Defensive Player of the Year...School record holder in charges taken for both single-season (23 in 2018) and career (77)...One of 25 collegiate players from around the country who was invited to participate in the Nike Skills Academy in the Summer of 2018...Finished career with 129 games played and 101 starts while combining for 947 points, 630 rebounds, 285 assists, 167 steals and 98 blocks...In his two seasons under head coach Nate Oats, he collected 33 "Hard Hat" awards and a total of 1,260 Blue Collar points...**Senior (2020-21):** Started all 33 games he appeared in, averaging career-highs with 11.2 points, 6.6 rebounds, 3.3 assists and 1.7 steals in 27.3 minutes per game...Named to SEC Academic Honor Roll...Was named the Associated Press and Sporting News All-American Third Team...Was named SEC Player of the Year and SEC Defensive Player of the Year by the SEC Coaches, AP and USA Today...Subsequently named to the All-SEC First Team (Coaches, AP and USA Today) and All-SEC All-Defensive Team...Named as a finalist for the Naismith Award Men's Defensive Player of the Year...Earned USBWA and NABC First Team All-District honors and was selected as the USBWA District IV Player of the Year...Was also tabbed a semifinalist for the Naismith Men's Player of the Year...One of only two players across the nation selected to both the Naismith Player of the Year and Defensive Player of the Year semifinal lists...Earned a team-leading 17 Hard Hat Awards, which is given to the player with the most Blue Collar Points at the end of each game...Led the team in Blue Collar Points (667), deflections (110), floor dives (25), and-Is (7-of-10) and dunks (19)...Finished the year leading the team in rebounding (6.6 rpg), assists (3.3 apg), steals (1.7 spg) and blocks (1.1 bpg) while ranking fourth on the team in scoring average (11.2 ppg)...Also topped the team in offensive rebounds (2.5 orgp)...Led UA with nine games of five or more assists this season, while leading the team in rebounding 17 times, assists 14 games, steals 14 times and blocks on 14 occasions which are all team-best number...Reached double figures in 19 of 33 games...Had a career night vs. Georgia, accounting for a career-best 21 points to go along with five rebounds, four assists and three blocks (2/13)...Matched that scoring output by going for 21 points, 13 rebounds, four assists and three steals in the SEC semifinal win over Tennessee (3/13)...Accounted for 20 points, six rebounds and three steals in the NCAA Tournament first round win over Iona (3/20)...Recorded a career-high 4 blocks along with 13 points, 11 rebounds, six assists and the game-winning layup in the SEC Championship win over LSU (3/14)...Collected first double-double of the year and fourth of his career with 12 points and 12 rebounds in season opening win vs. Jacksonville State (11/25)...Second double-double came against Furman (12/15) when he tied his career-high of 18 points to go along with 12 boards...Had a career-best 19 points and tied career-high with five steals to go along with eight boards in the win at Auburn (1/9)...Had a near triple-double vs. Kentucky (1/27) finishing with 13 points, nine rebounds and eight assists in season series sweep of the Wildcats...Had 17 points and season-highs of seven assists, four steals and three blocks in the win over Mississippi State (1/23)...Scored 17 points including a career-best 11 free throws, going 11-of-12 from the charity stripe, vs. Clemson (12/12)...Only player to have started all 33 contests...**Junior (2019-20):** Played in 27 games (26 starts), averaging 7.9 points, 6.4 boards 2.3 assists and 1.3 steals in 26.5 minutes per game...Tabbed to the SEC's All-Defensive Team after leading Alabama in Hard Hat Awards (16), Blue Collar Points (593), deflections (84), charges taken (22) and floor dives (31) – all despite playing in 27 of the team's 31 games and battling injuries throughout the year...Had three double-doubles which was second-best on the team...Ranked second on the squad in rebounding (6.4 rpg) and steals (1.3 spg) while ranked third in assists (2.3 apg) and blocks (1.9)...Led the team in scoring when he tied a career-high of 18 points while adding 7 boards and 4 assists against Kentucky (1/11)...The left-handed Jones injured his left elbow early in the season opener which forced him to miss one game, while a fractured his left wrist later in the year the caused him to sit out three games and forced him to play the rest of the season with his wrist in a cast...Earned a career-high 17 rebounds and scored 6 points, including knocking down a pair of game-clinching free throws with his right hand, while playing with essentially only one



# 5 HERB JONES

hand against LSU (2/15)...Had 17 points, shooting 7-from-12 from the field to go along with three rebounds while also earning the Hard Hat Award for his play against Rhode Island (11/15)...Collected 15 points, six rebounds and five assists in **season-high** 38 minutes of action vs. Belmont (12/21)...Earned his first career double-double with 11 points and 10 boards against Richmond (12/29)...Finished with his second double-double with 14 points and 12 rebounds against Auburn (1/15)...Earned his third double-double of the season with 11 points and 12 rebounds against Missouri (1/18)...Grabbed 15 points while registering nine rebounds and four assists at Florida (1/4)...Led the team with a career-high seven assists while collecting nine points and seven boards against Samford (12/18)...Finished with 15 points, six rebounds and five assists against Belmont (12/21)...Led the team in assists (5) while scoring 10 points and grabbing five rebounds against Vanderbilt (1/22)...Scored 10 points to go along with nine boards against South Carolina (2/29)...Led the team tying a career-high three blocks while registering seven points, four boards and three assists against Ole Miss (2/22)...Finished with 10 points against Kansas State (1/25)...Stuffed the stat-sheet with eight points, six rebounds and four assists vs. Furman (11/19)...Notched seven points, six rebounds, three assists and two steals vs. Southern Miss (11/29)...**Sophomore (2018-19):** One of the team captains who played in 34 contests and made 29 starts...Led Alabama in charges (17) and steals (32), ranked second in blocks (20) and third in assists (67)...Finished with a career-best 18 points to go along with three rebounds and a pair of assists vs. Norfolk State (3/20)...Led the team in rebounds (6) and charges (2) while adding 13 points against Wichita State (11/18)...Had 13 points and three assists vs. Ball State (11/16)...Provided a strong showing on both ends of the court leading the team in assists (5), steals (2) and blocks (1), while scoring 10 points and pulling down five boards – all on the offensive end – at LSU (1/8)...Snatched a team-high three steals while scoring 11 points and adding three assists against Auburn (3/5)...Scored a team-high 18 points, while adding three rebounds and two assists against Norfolk State (3/20)...Swatted a team-high three shots, while registering eight points and two assists against then-No. 22 Mississippi State (1/29)...Led the team in assists (5), blocks (2) and steals (1), while adding 11 points against then-No.13 LSU (3/2)...Went a perfect 4-of-4 from the field and 2-of-2 from the line to go for 10 points and eight rebounds against then-No. 13 Kentucky (1/5)...Turned in an outstanding effort on both sides of the court, totaling eight points and nine rebounds in 20 minutes of action vs. Southern (11/6)...Registered a career- and team-high in free throws (6), assists (4), and steals (4), while also collecting 10 points and four rebounds against Appalachian State (11/11)...Played a strong defensive role in the victory at South Carolina (2/26) while adding three points, four rebounds, three assists and a block off the bench...Held then-No. 20 Ole Miss (1/22) to lowest scoring game of the season while leading the team in assists (2) and steals (2) to go with eight points and eight rebounds...**Freshman (2017-18):** Saw action in 35 games, making 13 starts...Received team's Outstanding Defensive Player Award and one of seven to earn team's Student Academic Achievement Award...Led the team and ranked seventh in the league in steals (44, 1.3 spg)...Set a single-season school record by taking 23 charges on the year...Made his collegiate debut in the season opener against Memphis, earning the start and finishing with 12 points and five rebounds in 27 minutes (11/10)...Scored a career-high 14 points and led the team in assists (3) and steals (2) while adding five rebounds vs. then-No. 12 Oklahoma (1/27)...Collected six points and three rebounds in the home opener against Lipscomb (11/14)...Grabbed a team-high eight rebounds to go along with seven points and three assists against Alabama A&M (11/17)...Turned in an outstanding effort on both ends of the court, totaling seven points, nine rebounds and four steals to go along with drawing four charges vs. UT Arlington (11/21)...Put up six points and five rebounds to go along with two steals in 20 minutes off the bench vs. Louisiana Tech (11/29)...Led the team with season-highs in steals (5) and assists (4) while scoring four points against UCF (12/3)...Topped the team in rebounds (9) while totaling four points, two assists and one block vs. then-No. 5 Texas A&M (12/30)...Had six points, three rebounds and two blocks vs. Vanderbilt (1/2)...Had a game-high four steals while adding five points, five rebounds, two assists and two blocks vs. South Carolina (1/9)...Scored five points to go along with six rebounds and two steals against LSU (1/13)...Led the team in steals (4) and assists (4) while totaling 11 points, seven rebounds and a block vs. then-No. 17 Auburn (1/17)...Totalled seven points to go along with two rebounds, three assists and one steal vs. Ole Miss (1/23)...Scored six points while adding one rebound and a block at then-No. 23 Florida (2/3)...Chipped in six points, three rebounds, three steals and a season-high tying two blocks in the SEC tournament win over Texas A&M (3/8).

**High School:** Played under his father, Walter Sr., at Sunshine before the school closed in 2015...Played under Antwan Butler at Hale County, where his father served as an assistant coach...Ranked the No. 30 shooting guard in the nation according to 247Sports.com...No. 71 prospect in the country according to Rivals.com...Ranked the No. 2 prospect in the state of Alabama by Hoopseen.com...The top small forward in the state and No. 8 small forward in the southern region according to Scout.com...Three-time ASWA First Team All-State honoree...Earned IA honorable mention all-state honors in 2015 and 3A second team all-state honors in 2016...Selected as the 4A State Player of the Year and named to the Class 4A All-State first team as a senior (ASWA)...Led his team to the 2017 state championship and was the Most Outstanding Player of the tournament...Averaged 16.5 points, 8.2 rebounds and 4.0 assists per game as a senior...Selected to play in 2017 Alabama-Mississippi All-Star Game alongside teammates Alex Reese (Alabama) and Galin Smith (Mississippi)...Earned Alabama MVP honors, scoring 17 points and leading the team with eight rebounds while dishing out two assists in 24 minutes...Played for Sunshine High School as a freshman and sophomore before transferring to Hale County High School to finish his career...Led Sunshine to the AHSAA Class 1A state finals...Saw the court for Sunshine's varsity team as early as seventh grade...Averaged 15.7 points, 7.1 rebounds, 3.1 assists and 2.9 steals per game as a junior at Hale County...Excelled on the AAU circuit for the Alabama Challenge.

**Personal:** Son of Walter Sr. and Verlander Jones...His father coached him in high school...Has one brother named Walter Jr...Majored in business management... Has two dogs Coco and Zeus...Favorite basketball shoe is the Kyrie 2...Favorite 2K is 2K14...Favorite athlete outside of basketball is Usain Bolt...Favorite movie is Apocalypto...Named to the 2023 USA Basketball Men's Select Team.

# 5 HERB JONES

## NBA REGULAR SEASON STATS

SEASON	TEAM	GP	MIN	FGM	FGA	FG%	FTM	FTA	FT%	OREB	DREB	TREB	AST	TO	STL	BLK	PF	PTS	PPG	RPG	APG
2021-22	NOP	78	2335	274	576	0.476	137	163	0.840	98	198	296	167	100	130	60	238	742	9.5	3.8	2.1
2022-23	NOP	66	1951	235	501	0.469	123	161	0.764	97	172	269	162	88	103	42	208	649	9.8	4.1	2.5
<b>TOTAL</b>	<b>--</b>	<b>144</b>	<b>4286</b>	<b>509</b>	<b>1077</b>	<b>0.473</b>	<b>260</b>	<b>324</b>	<b>0.802</b>	<b>195</b>	<b>370</b>	<b>565</b>	<b>329</b>	<b>188</b>	<b>233</b>	<b>102</b>	<b>446</b>	<b>649</b>	<b>9.7</b>	<b>3.9</b>	<b>2.3</b>

3-POINT FG: 2021-22, 57-169 (.337); 2022-23 56-167 (.335); TOTALS: 113-336 (.336)

## NBA POSTSEASON STATS

SEASON	TEAM	GP	MIN	FGM	FGA	FG%	FTM	FTA	FT%	OREB	DREB	TREB	AST	TO	STL	BLK	PF	PTS	PPG	RPG	APG
2021-22	NOP	6	226	21	44	0.477	17	22	0.773	8	12	20	11	8	11	5	22	64	10.7	3.3	1.8
<b>TOTALS</b>	<b>--</b>	<b>6</b>	<b>226</b>	<b>21</b>	<b>44</b>	<b>0.477</b>	<b>17</b>	<b>22</b>	<b>0.773</b>	<b>8</b>	<b>12</b>	<b>20</b>	<b>11</b>	<b>8</b>	<b>11</b>	<b>5</b>	<b>22</b>	<b>64</b>	<b>10.7</b>	<b>3.3</b>	<b>1.8</b>

3-POINT FG: 2021-22, 5-12 (.417)



# 13 KIRA LEWIS JR.

Position  
**GUARD**

NBA Experience  
**3**

Height/Weight  
**6-2/175**

Birthdate  
**APRIL 6, 2001**

Birthplace  
**MERIDIANVILLE, ALA.**

College  
**ALABAMA**

High School  
**HAZEL GREEN H.S.**  
(Hazel Green, Ala.)



**Transactions:** Selected by New Orleans in the first round (13th overall) of the 2020 NBA Draft... Signed by New Orleans on 11/30/20.

**2022-23 Season:** In 25 games with New Orleans, averaged 4.6 points, 1.3 rebounds, 0.9 assists and 0.4 steals in 9.4 minutes per contest while shooting .405 from the floor, .441 from three-point range and .864 from the line...Scored in double figures three times...On 12/13 at UTA, appeared in his first game since tearing his ACL on 12/8 vs. DEN. He notched four points and one rebound...On 12/26 vs. IND, posted seven points, shooting 3-of-7 (.429) from the floor and 1-of-2 (.500) from behind the arc. He added an assist and a steal in 17 minutes of play... On 1/7 at DAL, scored 12 points, shooting 4-of-6 (.667) from the floor and a perfect 4-of-4 from the free throw line. He added three rebounds in only 13 minutes of action...On 1/29 at MIL, scored a **season-high** 15 points, shooting a **season-high** 7-of-11 (.636) from the floor and 1-of-3 (.333) from three-point range. He tied a **career-high** with six rebounds to go along with three assists...On 2/13 at OKC, snatched a **season-high** two steals to go along with seven points, two assists and two boards...On 3/3 at GSW, scored nine points, shooting a perfect 3-of-3 from the floor, 2-2 from three-point range and 1-1 from the free throw line in just 10 minutes of play...Missed 26 games this season, 13 due to a right knee; ACL recovery and 13 games on a G League assignment.

**Professional:** In 103 career games with New Orleans, has averaged 5.8 points, 1.9 assists and 1.4 rebounds, and 0.6 steals, while shooting .401 from the floor, .321 from three-point range and .847 from the free throw line...Has scored in double figures 26 times...**2021-22 Season:** In 24 games with New Orleans, averaged 5.9 points, 2.0 assists and 1.6 rebounds in 14.2 minutes per contest while shooting .404 from the floor, .224 from three-point range and .833 from the line...Scored in double figures seven times...On 10/20 vs. PHL, played 17 minutes, posting five points, five assists, four rebounds and one steal...On 10/29 vs. SAC, grabbed a **career-high** six rebounds to go along with two points and one assist in 15 minutes...On 11/3 at SAC, posted 14 points, while converting 6-of-9 (.667) from the field and 2-of-3 (.667) from behind the arc...On 11/19 vs. LAC, scored a **season-high** 16 points, converting 7-of-12 (.583) from the floor, to go along with four rebounds, four assists and a **season-high** three steals...On 11/22 vs. MIN, tied a **career-high** with six assists to go along with 10 points, three boards and a steal...On 12/8 vs. DEN, suffered a season-ending knee injury...Missed the remaining 55 games of the season due to a right knee injury...**2020-21 Season:** In 54 games with New Orleans, averaged 6.4 points, 2.3 assists and 1.3 rebounds in 16.7 minutes per contest while shooting .386 from the floor, .333 from three-point range and .843 from the line...Scored in double figures 16 times...On 5/12 at DAL, converted a **career-high** 5-of-6 (.833) from the free throw line, recording 13 points, four rebounds and two assists...On 4/2 vs. ATL, set his **career-high** with 21 points, pacing the team in scoring, while shooting 9-of-16 (.563) from the field and 2-of-4 (.500) from distance...In a **career-high** 33 minutes played, posted nine points, five rebounds, one steal and one block vs. ORL (4/1)...On 3/23 vs. LAL, tallied a **career-high** six assists and two blocks to go along with 16 points and one board...On 2/24 at DET, recorded a **career-high** four steals to go along with 10 points and two assists.

**G League: 2022-23 (Birmingham Squadron):** Appeared in two games for New Orleans' G League affiliate during the regular season, averaging 13.0 points, 5.5 assists and 1.5 rebounds, while shooting .333 from the field, .167 from three-point range and 1.000 from the free throw line... Additionally, appeared in nine games for New Orleans' G League affiliate during the Showcase, averaging 16.1 points, 2.6 assists, 2.6 rebounds

## CAREER HIGHS

<b>PTS</b>	21 ATL 4/2/21
<b>FGM</b>	9 ATL 4/2/21
<b>FGA</b>	16 ATL 4/2/21
<b>3FGM</b>	3 (3 Times)
<b>3FGA</b>	7 MIN 11/22/21
<b>FTM</b>	5 @DAL 5/12/21
<b>FTA</b>	6 @DAL 5/12/21
<b>OREB</b>	3 (Twice)
<b>DREB</b>	6 (Twice)
<b>TREB</b>	6 (Twice)
<b>ASTS</b>	6 (Twice)
<b>STLS</b>	4 @DET 2/14/21
<b>BLKS</b>	2 LAL 3/23/21
<b>MINS</b>	33 ORL 4/1/21

# 13 KIRA LEWIS JR.

and 1.1 steals in 13.4 minutes per game, while shooting .471 from the field, .380 from behind the arc and .800 from the charity stripe.

**Summer League (2021):** Started all five games at MGM Resorts 2021 NBA Summer League for the Pelicans in Las Vegas, averaging 10.8 points, 5.8 assists 2.6 rebounds and 1.4 steals in 26.2 minutes per game, while shooting a perfect 9-for-9 from the charity stripe.

**College (Alabama: 2018-20):** In two seasons with the Crimson Tide, appeared in 65 games, holding averages of 15.9 points, 3.6 rebounds, 4.0 assists and 1.3 steals...**2019-20 (Sophomore):** Appeared in 31 games, averaging 18.5 points, 4.8 rebounds, 5.2 assists and 1.8 steals in 37.6 minutes per game en route to earning All-SEC First Team Honors...Led Alabama in scoring, assists, steals and minutes...Ranked fourth in the SEC in scoring, third in both assists and steals, and led the conference in minutes...Named to the All-District Team by USBWA and NABC...Named the SEC Player of the Week on two occasions...Became the second player in program history to record a triple-double, posting 10 points, 10 rebounds and 13 assists vs. Auburn 2/12/20...**2018-19 (Freshman):** Appeared in 34 games, averaging 13.5 points, 2.6 rebounds and 2.9 assists en route to earning SEC All-Freshman Team honors...Became the youngest Division-I player during the season at age 17 after re-classifying from the 2019 high school class to the 2018 class.

**Personal:** Son of Kira Lewis Sr. and Natasha Lewis...Has two sisters, Nakerra and Nesha...Majored in consumer science while at Alabama... Helped USA Basketball win the gold medal at the 2019 FIBA U-19 Basketball World Cup in Greece...Favorite basketball shoes are Kobe's and Kyrie's...Favorite 2K is 2K20...Favorite athlete outside of basketball is Lamar Jackson...Favorite movie is Space Jam...Favorite TV show is Power.

## NBA REGULAR SEASON STATS

SEASON	TEAM	GP	MIN	FGM	FGA	FG%	FTM	FTA	FT%	OREB	DREB	TREB	AST	TO	STL	BLK	PF	PTS	PPG	RPG	APG
2020-21	NOP	54	904	130	337	0.386	43	51	0.843	12	59	71	124	34	38	10	88	343	6.4	1.3	2.3
2021-22	NOP	24	341	59	146	0.404	10	12	0.833	9	30	39	49	26	11	1	17	141	5.9	1.6	2.0
2022-23	NOP	25	235	40	88	0.455	19	22	0.864	5	28	143	23	10	10	2	24	114	4.6	1.3	0.9
<b>TOTAL</b>	<b>--</b>	<b>103</b>	<b>1480</b>	<b>229</b>	<b>571</b>	<b>0.401</b>	<b>72</b>	<b>85</b>	<b>0.847</b>	<b>26</b>	<b>117</b>	<b>143</b>	<b>196</b>	<b>70</b>	<b>59</b>	<b>13</b>	<b>129</b>	<b>598</b>	<b>5.8</b>	<b>1.4</b>	<b>1.9</b>

3-POINT FG: 2020-21, 40-120 (.333); 2021-22, 13-58 (.224); 2022-23, 15-34 (.441); TOTALS: 68-212 (.321)



# 32 E.J. LIDDELL

Position  
**FORWARD**

NBA Experience  
**0**

Height/Weight  
**6-6/242**

Birthdate  
**DECEMBER 18, 2000**

Birthplace  
**BELLEVILLE, IL.**

College  
**OHIO STATE**

High School  
**BELLEVILLE TOWNSHIP WEST**  
(Belleville, IL.)



**Transactions:** Selected 41st overall by New Orleans Pelicans in the 2021 NBA Draft...Signed a two-way contract on 8/16/22...Signed to a multi-year contract on 7/6/23.

**2022-23 Season:** Missed the entire regular season due to a knee injury.

**Summer League (2023):** Started four games for the Pelicans, averaging 12.75 points, 3.0 rebounds, and .75 assists in 21.3 minutes per game... Shot .552 from the field, .167 from deep, and 1.0 from the free throw line...**(2022):** Appeared in two games at MGM Resorts 2022 NBA Summer League for the Pelicans in Las Vegas, averaging 4.0 points, 4.0 rebounds and 1.0 assists in 18.6 minutes per contest.

**College (Ohio State: 2019-22):** Played in 92 career games and averaged 14.1 points with 6.1 rebounds...Finished his career with 1,298 points which was 32nd in program history...Had 143 career blocks, seventh in school history...Two-time first team All-Big Ten selection...One of 33 players in program history with over 1,000 career points and 500 career rebounds...**Junior (2021-22):** First team All-Big Ten, Big Ten All-Defensive Team, Karl Malone Power Forward of the Year Award Finalist, Naismith Trophy Player of the year Semifinalist... Averaged 19.4 points, 7.9 rebounds, 2.5 assists, and 2.6 blocks per game...Led the team in scoring, rebounding, blocked shots, free throws made and attempted, and second in assists...On January 9, recorded a career-high 34 points against Northwestern while adding five blocks... Tallied a career-high eight blocks against Xavier on Nov. 18...Shot .490 from the floor and over .370 from beyond the arc...On March 1, scored 27 points, grabbed 14 rebounds, and blocked 6 shots for his seventh career double-double...**Sophomore (2020-21):** First Team All-Big Ten selection.. Averaged 16.2 points per game along with 6.7 rebounds ...On March 19, recorded a career-high 14 rebounds against Oral Roberts...**Freshman (2019-2020):** Played in all 31 games off the bench where he averaged 6.7 points and 3.8 rebounds per game... Ranked second on the team in blocks with 29...On March 5 tallied his first career double-double with 17 points and 11 rebounds against Illinois.

**High School:** Named St. Louis Post-Dispatch metro area high school player of the decade...Averaged 20.2 points, 9.3 rebounds, and 3.8 blocks as a senior...Two-time Illinois Mr. Basketball, helping Belleville West to Illinois state championship as a junior and senior...Averaged 20.8 points and 8.2 rebounds as a junior.

**Personal:** Son of Eric and Michelle Liddell...Has three siblings, Myah, Myles and Erica.

# 8 NAJI MARSHALL

Position  
**FORWARD**

NBA Experience  
**3**

Height/Weight  
**6-7/225**

Birthdate  
**JANUARY 24, 1998**

Birthplace  
**ATLANTIC CITY, N.J.**

College  
**XAVIER (OH)**

High School  
**HARGRAVE MILITARY ACAD.**  
(Chatham, Va.)



**Transactions:** Undrafted in 2020...Signed by New Orleans to two-way contract 12/07/20... Signed a multi-year contract with New Orleans on 5/7/21.

**2022-23 Season:** Appeared in 77 games (21 starts), averaging a **career-high** 9.1 points, 3.6 boards, and 2.5 assists in 23.3 minutes per game, while shooting .433 from the floor, .303 from three-point distance and .789 from the free throw line...Scored in double figures 28 times... On 10/25 vs. DAL, started his first game of the season, posting 15 points, three boards and an assist, while shooting 6-of-9 (.667) from the field and 3-of-4 (.750) from the charity stripe... On 10/28 at PHX, scored 21 points, converting 7-of-13 (.538) from the floor, 3-of-7 (.429) from three-point distance and 4-of-5 (.800) from the free throw line. He added six rebounds and five assists...On 11/2 at LAL, snatched three steals to go along with nine points, five rebounds, three assists and a block, tying a **career-high** 39 minutes of action...On 12/15 at UTA, notched 13 points, two boards, two assists and tied a **career-high** with four steals...On 12/23 at OKC, tied a **career-high** in free throws attempted and made, converting 8-of-10 (.800) from the free throw stripe. In his sixth start of the season, he posted 17 points, three assists and eight rebounds...On 12/26 vs. IND, scored 22 points, shooting 8-of-14 (.571) from the field, 4-of-9 (.444) from three-point range and a perfect 2-of-2 from the free throw line. He added six rebounds, four assists and a block...On 1/6 vs. BKN scored 23 points, shooting 6-of-11 (.545) from the floor, 3-of-5 (.600) from three-point distance and 8-of-10 (.800) from the free throw line. He added a **season-high** with nine boards to go along with one assist and three steals... On 1/7 at DAL, scored a **career-high** 24 points, converting 9-of-17 (.529) from the floor and 5-of-10 (.500) from the free throw line. He added two rebounds, four assists, three steals and a block...On 3/23 vs. CHA, notched 16 points, shooting 6-of-10 (.600) from the floor, 1-of-3 (.333) from three-point range and 3-of-4 (.750) from the free throw stripe...Missed five total games, two due to an illness and three games due to soreness in his right great toe.

**Professional:** In 164 games (35 starts) with New Orleans, has posted averages of 7.7 points, 3.5 rebounds and 2.1 assists, while converting .418 from the field, .286 from behind the arc and .773 from the charity stripe...Scored in double figures 52 times...Rebounded in double figures four times...**2021-22 Season:** Appeared in 55 games (four starts), averaging 5.7 points, 2.6 boards, and 1.1 assists in 13.4 minutes per game...Shot .405 from the floor, .200 from three-point distance and .796 from the free throw line...Scored in double figures 12 times...On 10/20 vs. PHI, blocked a **career-high** two shots to go along with two points, four rebounds and two assists in 20 minutes played...On 11/2 at PHX, snatched three steals, added five points, two rebounds and an assist in 18 minutes...On 11/5 at GSW, posted eight points to go along with three rebounds and a steal...On 11/20 at IND, converted 8-of-8 from the free throw line...On 2/8 vs. HOU, scored 14 points, converting 6-of-11 (.545) from the field and 2-of-4 (.500) from three-point range...On 2/25 at PHX, notched **career-high** four steals, to go along with five points, two assists and one rebound...On 3/2 vs. SAC, off the bench, scored 17 points, converting 7-of-9 (.779) from the floor, 2-of-4 (.500) from behind the arc and 1-of-2 (.500) from the foul stripe...On 3/11 vs. CHA, started in his first game of the season, posting 14 points, four rebounds, tied a **career-high** with seven assists and added three steals, while shooting 5-of-10 (.500) from the floor and a perfect 2-of-2 from the free throw stripe...On 3/13 vs. HOU, notched his first double-double of the season (fourth career), scoring 17 points and grabbing a **season-high** 10 boards...On 3/18 at SAS, scored 18 points, shooting 8-of-16 (.500) from the floor and 2-of-4 (.500) from behind the arc...On 4/10 vs. GSW, scored a **season-high** 19 points, converting 8-of-15 (.533) from the floor and a perfect 3-of-3 from the free throw stripe...Missed four games on the season...Three of

## CAREER HIGHS

PTS	24 @DAL 1/7/23
FGM	9 @DAL 1/7/23
FGA	19 @WAS 1/9/23
3FGM	4 (Twice)
3FGA	9 IND 12/26/22
FTM	8 (3 Times)
FTA	10 (4 Times)
OREB	6 @MEM 5/10/21
DREB	12 @GSW 5/14/21
TREB	13 @GSW 5/14/21
ASTS	7 (4 Times)
STLS	4 (Twice)
BLKS	2 (Twice)
MINS	39 (Twice)



# 8 NAJI MARSHALL

the four games missed were due to Health and Safety protocols...**Play-In Tournament:** Appeared in both Play-In games, posting averages of 4.5 points, 3.5 rebounds and 1.0 assists, while shooting .667 from the field and .625 from the charity stripe...**2020-21 Season:** Appeared in 32 games (10 starts) for New Orleans averaging 7.7 points, 4.6 rebounds 2.8 assist in 21.9 minutes per contest while shooting .392 from the floor, .349 from three-point range and .707 from the line...Scored in double figures 12 times...Rebounded in double-figures three times...Posted three double-doubles...Posted 20 points, shooting 7-of-15 (.467) from the floor to go along with a **career-high 13** rebounds and added three assists at GSW (5/14)...In 35 minutes played, posted 15 points, six rebounds and a **career-high** seven assists vs. BKN (4/20)...Posted 16 points, six assists and 11 rebounds at WAS (4/16)...In 33 minutes played, knocked down 3-of-5 (.600) from deep range, which led him to 14 points and four assists vs. NYK (4/14)...In his third career start, finished with 15 points, shooting 6-of-9 (.667) from the floor and 2-of-4 (.500) from deep. He added seven rebounds, four assists and one block on 31 minutes played against CLE (4/11)...Tallied five assists, while knocking down 5-of-7 (.714) from the free throw line at HOU (4/4)...Recorded nine points, five rebounds and three steals in his first NBA start vs. ATL (4/2).

**G League:** Appeared in 13 games (three starts) for New Orleans' G League affiliate, averaging 16.3 points, 6.0 rebounds, 1.8 assists and 1.2 steals, while converting .484 from the floor, .348 from behind the arc and .735 from the free throw line...**2021-22 (Birmingham Squadron):** Started in one game for the Birmingham Squadron, posting 26.0 points, 13.0 rebounds and 4.0 assists in 32.0 minutes...**2020-21 (Erie BayHawks):** Appeared in 12 regular season games for Erie, averaging 15.5 points on .490 shooting from the field, including .349 from three-point range, to go with 5.4 rebounds, 1.6 assists and 1.3 steals in 26.9 minutes...In Erie's one postseason game, Marshall registered 16 points, five rebounds, three assists and one block.

**Playoffs: 2022 (New Orleans):** Appeared in all six playoff games for the Pelicans, averaging 3.0 points, 1.0 rebounds and 0.8 assists, while shooting .700 from the field and 1.000 from the free throw line...On 4/17 at PHX, played 15 minutes, posting six points, one board and one assist, while converting 3-of-4 (.750) from the floor...On 4/24 vs. PHX, scored six points, shooting 1-of-1 from the field and a perfect 4-of-4 from the free throw line.

**Summer League (2021-22):** Appeared in five games (all starts) at MGM Resorts 2021 NBA Summer League for the Pelicans in Las Vegas, averaging 14.2 points, 9.8 rebounds, 4.8 assists and 1.6 steals in 27.3 minutes per contest, while shooting .406 from the field and .400 from three-point range...Started in both games he played in during the NBA 2K23 NBA Summer League, averaging 9.0 points, 4.0 rebounds, 4.5 assists and 0.5 steals in 30.1 minutes per game.

**College (Xavier: 2017-20):** Played in 99 contests (82 starts) in three collegiate seasons, averaging 12.9 points, 5.9 rebounds, and 3.0 assists in 30.9 minutes per game and shooting .439 from the floor and .289 from deep. Holds 20 games of 20-plus points...**Junior (2019-20):** Named to the 2019-20 All-BIG EAST First Team and was one the final five candidates for the 2020 Julius Erving Small Forward of the Year Award...Led the team in scoring, assists and steals and was second in rebounding...The only BIG EAST player that was ranked in the top dozen in the league in scoring (fourth at 16.8 ppg.), rebounds (11th at 6.3 rpg.), assists (tied for sixth at 4.0 apg.) and steals (tied for 11th at 1.3 spg.)...Scored in double-figures 27 times, including eight straight and 18 of the last 19 games...Scored 20 or more points 11 times as a junior...Named BIG EAST Conference Player of the Week by College Sports Madness (second time as a junior) and to the BIG EAST Weekly Honor Roll by the league office (third time as a junior and seventh of his career) after averaging 21.5 points, 8.0 rebounds and 5.5 assists per game in victories over DePaul on Feb. 25 and at Georgetown on March 1; hit the game-winning three-pointer with four seconds left at GU...BIG EAST Conference Weekly Honor Roll after averaging 19.5 points and 5.0 rebounds in Xavier's games at Villanova on Dec. 30 and vs. St. John's on Jan. 5...**Sophomore (2018-19):** Started all 33 contests for the Musketeers, averaging 14.7 points (led team), 7.2 rebounds, 3.4 assists, and 1.1 steals in 35.9 minutes per game...Named 2018-19 Second Team All-BIG EAST...Scored in double-figures a team-high 25 times, including 16 performances of 15 or more points...Rebounded in double-figures five times, resulting in four double-doubles...Tallied 20 points and a career-high 21 rebounds in the NIT First Round win over Toledo, Xavier's first 20-20 game since David West had 26 points and 21 rebounds in a win over George Washington (2/3/01)...**Freshman (2017-18):** Earned BIG EAST Freshman of the Week four times en route to 2017-18 BIG EAST All-Freshman Team...Played in all 35 games (18 starts), averaging 7.7 points and 4.4 rebounds in 21.8 minutes per contest.

**High School:** Averaged 20.7 points and 11.4 rebounds in his senior season at Hargrave Military Academy.

**Personal:** Majored in Liberal Arts at Xavier...Parents are Rayna Whitted and Maurice Marshall...Siblings are Maurice, Martia, Craig, Tai, Austin and Myles.

## NBA REGULAR SEASON STATS

SEASON	TEAM	GP	MIN	FGM	FGA	FG%	FTM	FTA	FT%	OREB	DREB	TREB	AST	STL	BLK	PF	PTS	PPG	RPG	APG	
2020-21	NOP	32	700	82	209	0.392	53	75	0.707	15	133	148	88	38	26	10	58	246	7.7	4.6	2.8
2021-22	NOP	55	735	109	269	0.405	74	95	0.796	38	104	142	62	46	33	8	69	313	5.7	2.6	1.1
2022-23	NOP	77	1792	247	571	0.433	138	175	0.789	48	231	279	189	97	54	14	113	698	9.1	3.6	2.5
<b>TOTAL</b>	<b>--</b>	<b>164</b>	<b>3227</b>	<b>438</b>	<b>1049</b>	<b>0.418</b>	<b>265</b>	<b>343</b>	<b>0.773</b>	<b>101</b>	<b>468</b>	<b>569</b>	<b>339</b>	<b>181</b>	<b>113</b>	<b>32</b>	<b>240</b>	<b>1257</b>	<b>7.7</b>	<b>3.5</b>	<b>2.1</b>

3-POINT FG: 2020-21, 29-83 (.349); 2021-22: 21-105 (.200); 2022-23, 66-218 (.303); TOTALS: 116-406 (.286)

## NBA POSTSEASON STATS

SEASON	TEAM	GP	MIN	FGM	FGA	FG%	FTM	FTA	FT%	OREB	DREB	TREB	AST	STL	BLK	PF	PTS	PPG	RPG	APG	
2021-22	NOP	6	56	7	10	0.700	4	4	1.00	3	3	6	5	3	1	1	5	18	3.0	1.0	0.8
<b>TOTALS</b>	<b>--</b>	<b>6</b>	<b>56</b>	<b>7</b>	<b>10</b>	<b>0.700</b>	<b>4</b>	<b>4</b>	<b>1.00</b>	<b>3</b>	<b>3</b>	<b>6</b>	<b>5</b>	<b>3</b>	<b>1</b>	<b>1</b>	<b>5</b>	<b>18</b>	<b>3.0</b>	<b>1.0</b>	<b>0.8</b>

3-POINT FG: 2021-22, 0-0 (.000)

# 3 CJ McCOLLUM

Position  
**GUARD**

NBA Experience  
**10**

Height/Weight  
**6-3/202**

Birthdate  
**SEPTEMBER 19, 1991**

Birthplace  
**CANTON, OHIO**

College  
**LEHIGH**

High School  
**GLEN OAK H.S.**  
(Canton, Ohio)



**Transactions:** Selected by Portland in the first round (10th pick overall) of the 2013 NBA Draft... Signed a contract extension with the Portland Trail Blazers on 7/27/16... Signed a multi-year contract with the Portland Trail Blazers on 6/30/19... Traded by the Portland Trail Blazers along with Larry Nance Jr. and Tony Snell to the New Orleans Pelicans in exchange for Nickeil Alexander-Walker, Josh Hart, Didi Louzada, Tomáš Satoranský, a protected 2022 first round draft pick, and two future second round draft picks.

**2022-23 (New Orleans):** Started all 75 games for New Orleans, averaging 20.9 points, a **career-high** 5.7 assists, 4.4 rebounds and 0.9 steals in 35.3 minutes per game... Converted .437 from the floor, .389 from behind the arc (which ranked ninth in the NBA with seven-plus threes attempted per game) and .769 from the free throw stripe... Scored in double figures 69 times, including 20-plus points 45 times and 30-plus points eight times... Notched a **career-high** six double-doubles... Over a two-game stretch (10/23/22-10/25/22) tallied 23 assists, which is the most assists he has ever had in a two-game stretch in his career... On 10/23 vs. UTA, scored 28 points and tossed out a **career-high** 12 assists, which marked his first double-double of the year... Over a two-game span (10/23 vs. UTA - 10/25 vs. DAL), McCollum notched 23 assists, which is the most assists McCollum has ever had over a two-game stretch in his NBA career... On 11/5 at ATL, scored 29 points and grabbed a **season-high** 10 rebounds, while converting 12-of-23 (.522) from the floor and 4-of-9 (.444) from three-point range... On 11/15 vs. MEM, scored 30 points, converting 7-of-13 (.538) from three-point range. In the third quarter, he sunk 5-of-7 (.714) from the floor and 4-of-5 (.800) from three-point distance, resulting in 14 points in the third frame... On 12/19 vs. MIL, scored 31 points, converting 11-of-24 (.458) from the floor, 6-of-10 (.600) from three-point range and 3-of-4 (.750) from the charity stripe... On 12/22 vs. SAS, scored 40 points, converting 14-of-27 (.519) from the floor, 7-of-14 (.500) from three-point distance and a perfect 5-of-5 from the free throw line, to go along with a team-high nine assists, one steal and a **season-high** two blocks. This marks the eighth time in his career scoring 40-plus points in a game... On 12/23 at OKC, scored 17 points and tossed out 11 assists, which marks his fourth double-double on the season... On 12/30 vs. PHI, posted a **season-high** 42 points, shooting 13-of-20 (.650) from the floor, 11-of-16 (.688) from three-point range and 5-of-6 (.833) from the free throw stripe. McCollum's **career-high** 11 made three-pointers is a New Orleans franchise record, passing Peja Stojaković's franchise record of 10 (11/6/2007). In the first half McCollum scored 23 points, converting 8-of-14 (.571) from the floor and 7-of-11 (.636) from three-point range. McCollum's seven first-half threes ties the franchise record for three-pointers made in a half. McCollum joins Jonas Valančiūnas, Ryan Anderson, and Peja Stojaković... On 1/9 at WAS, scored a game-high 34 points, converting 12-of-21 (.571) from the floor, 4-of-8 (.500) from three-point range and a perfect 6-of-6 from the free throw stripe... On 1/11 at BOS, scored a team-high 38 points, converting 15-of-24 (.625) from the floor, 6-of-12 (.500) from behind the arc and 2-of-5 (.400) from the free throw stripe. McCollum added four boards, four assists, one steal and a block in 34 minutes of action... On 3/8 vs. DAL, scored a game-high 32 points, shooting 12-of-22 (.545) from the floor, 6-of-8 (.750) from three-point range and 2-of-3 (.667) from the free throw line. In the fourth quarter, McCollum scored 16 straight points for the Pelicans starting at the 3:54 mark. He ended the quarter shooting 6-of-9 (.667) from the field along with a perfect 4-of-4 from beyond the arc... Missed seven games this season.

**Professional:** In 10 seasons with Portland and New Orleans, holds averages of 19.4 points, 3.6 rebounds, 3.7 assists, 0.9 steals in 32.0 minutes in 665 games (568 starts), shooting .453 from the floor, .395 from three-point range and .804 from the free throw line... He ended his Portland

## CAREER HIGHS

<b>PTS</b>	50 MEM 7/31/20
<b>FGM</b>	18 CHI 1/31/18
<b>FGA</b>	31 @GSW 1/4/17
<b>3FGM</b>	11 PHI 12/30/22
<b>3FGA</b>	16 (3 Times)
<b>FTM</b>	14 PHI 12/28/17
<b>FTA</b>	14 PHI 12/28/17
<b>OREB</b>	4 (3 Times)
<b>DREB</b>	10 @UTA 11/1/17
<b>TREB</b>	11 (Twice)
<b>ASTS</b>	12 (Twice)
<b>STLS</b>	5 (Twice)
<b>BLKS</b>	4 SAC 12/4/19
<b>MINS</b>	46 MEM 7/31/20



# 3 CJ McCOLLUM

tenure being the eighth leading-scoring in franchise history (9,971), ranked second in three-pointers (1,186), ninth in field goals (3,820) and 10th in assists (1,729), and had the eighth-highest scoring average in franchise history. **2021-22 (Portland/New Orleans):** Started all 62 games he played in between Portland and New Orleans, combining to average 22.1 points, 5.1 assists, 4.3 rebounds and 1.1 steals in 34.6 minutes per game...Combined to shoot .460 from the floor, .388 from three-point range and .682 from the free throw line...With Portland, played in 36 games (all starts), averaging 20.5 points, 4.3 rebounds, 4.5 assists and 1.0 steals, while shooting .436 from the field, .384 from behind the arc and .706 from the charity stripe...On 10/20 vs. SAC, scored 34 points, converting 12-of-24 (.500) from the floor and 6-of-11 (.545) from three-point range, to go with six rebounds, five assists, three steals and one block...On 10/23 vs. PHX, scored 28 points (10-of-19 (.526) from the floor, 6-of-11 (.545) from behind the arc and a perfect 2-of-2 from the free throw line, to go with three rebounds and three blocks...On 11/23 vs. DEN, poured in 32 points to go with three rebounds and three assists...On 1/23 at TOR, posted his first double-double of the season with 19 points, 10 rebounds and six assists...With New Orleans, started all 26 games he played in, averaging 24.3 points, 4.5 boards, 5.8 assists and 1.3 steals, while converting .493 from the floor, .394 from deep range, .667 from the free throw line...On 2/8/22, was acquired by the New Orleans Pelicans...On 2/10 vs. MIA, made his Pelican debut and notched 15 points, seven boards, five assists and a steal...At the 10:20 mark of the first quarter, he notched his first career bucket as a member of the New Orleans Pelicans...On 2/12 vs. SAS, notched 36 points, converting 15-of-24 (.625) from the floor, 3-of-7 (.429) from three-point range and a perfect 3-of-3 from the free throw line...He tied a **career-high** 27 with 11 rebounds. This marks his second double-double of the season and his first as a member of the New Orleans Pelicans...On 2/14 vs. TOR, notched a game-high 25 points, shooting 9-of-13 (.692) from the floor and 5-of-8 (.625) from behind the arc...On 2/15 vs. MEM, notched a game-high 30 points, shooting 12-of-25 (.480) from the field and 6-of-7 (.857) from the stripe...On 2/17 vs. DAL, scored a **season-high** 38 points, shooting 14-of-26 (.538) from the floor, 7-of-10 (.700) from three-point distance and 3-of-5 (.600) from the foul stripe...On 2/18 in Cleveland, Pelicans guard CJ McCollum participated in the 2022 Three-Point Contest as a part of NBA All-Star 2022. McCollum becomes the fourth player in New Orleans franchise history to participate in the Three-Point Contest, joining Ryan Anderson, Peja Stojaković and David Wesley...On 2/25 at PHX, scored a game-high 32 points for the Pelicans tonight on 11-of-18 (.611) shooting and a **season-high** 8-of-11 (.727) from the free throw line, to go along with six rebounds, four assists and a steal...On 3/2 vs. SAC, tossed out a **season-high** nine dimes, to go along with 17 points, six boards and a steal...On 3/8 at MEM, posted a team-high 32 points, six boards and 11 assists...On 3/21 at CHA, scored a game-high 27 points, shooting 10-of-19 (.526) from the floor, 3-of-7 (.429) from three-point range and a perfect 4-of-4 from the free throw stripe...On 3/26 vs. SAS, posted a game-high 32 points, shooting 12-of-25 (.480) from the floor, 4-of-10 (.400) from three-point range and a perfect 4-of-4 from the free throw line...On 3/30 at POR, returned to play as a visitor at Moda Center for the first time, and led the Pelicans with 25 points, shooting 9-of-16 (.563) from the field, 3-of-6 (.500) from behind the arc and 4-of-8 from the foul stripe, while adding three rebounds and four assists in 37 minutes...On 4/1 at LAL, scored a team-high 32 points, shooting 12-of-23 (.523) from the floor, 4-of-8 (.500) from three-point distance and a perfect 4-of-4 from the free throw line...**Play-In Tournament:** Started both must-win games for New Orleans, averaging 25.5 points, 5.0 assists and 4.0 boards, while converting .447 from the floor, including .333 from behind the arc...On 4/13 vs. SAS, posted 32 points, seven assists and six rebounds, while converting 12-of-23 (.522) from the floor and a perfect 5-of-5 from the free throw line. In the first half, he scored 27 points, converting 10-of-12 (.833) from the field and 3-of-5 (.600) from three-point range. **2020-21 (Portland):** In 47 games (all starts) for the Trail Blazers, averaged 23.1 points (.458 from the field, .402 from deep, .812 from the foul line) and 4.7 assists to go with 3.9 rebounds and 34.0 minutes...Scored 20-plus points in 35 games, including six games of 30-plus points...Logged two double-doubles...Led the Trail Blazers in scoring 18 times, rebounds once, assists 16 times, steals 12 times and blocks six times...Scored 281 points through the first 10 games of the season...Made 3.6 three-pointers per game, which ranked fourth in the NBA...Had a **season-high** 44 points (17-30 FG, 9-16 3-PT, 1-2 FT) to go with three rebounds and eight assists against Houston on Dec. 26...Made at least six three-pointers in eight games, tied for the seventh-most in the NBA...Scored 20-plus points in six straight games to close out the season...Scored at least 20 points in each of the first 12 games of the season...Had 28 points (10-23 FG, 6-16 3-PT, 2-4 FT), seven rebounds and 10 assists at Sacramento on Jan. 13...Recorded 20 points, three rebounds, 11 assists and three steals at the Lakers on Dec. 28...Missed 25 games (Jan. 18 – March 14) with a left foot sprain suffered against Atlanta on Jan. 16...**2019-20 (Portland):** Played in 70 games (all starts) for the Trail Blazers, posting averages of 22.2 points (.451 FG, .379 3-PT, .757 FT), 4.2 rebounds, 4.4 assists, 0.77 steals, 0.60 blocks and 36.5 minutes...Ranked 18th in the NBA in scoring and second in minutes...Led the Trail Blazers in scoring 20 times, rebounds once, assists 17 times, steals 15 times and blocks five times...Recorded four double-doubles...Scored in double figures 67 times, topped 20 points 47 times, had 11 games of 30-plus points and scored 40-plus points twice...Had a **season-high** 41 points (15-30 FG, 6-11 3-PT, 5-8 FT) to go with a **career-high** 12 assists and nine rebounds against Detroit on Feb. 23...Scored 41 points (14-24 FG, 6-12 3-PT, 7-7 FT) again on March 2 at Orlando to go with five rebounds and five assists...Had 37 points and 10 assists at Milwaukee on Nov. 21...Recorded 27 points, 10 assists and six rebounds against New Orleans on Feb. 21...Scored 20-plus points in 10 straight games from Feb. 11 to March 6...Had 29 points (11-21 FG, 6-13 3-PT, 1-2 FT) and eight assists against the Clippers on Aug. 8...Scored 29 points on 11-of-19 shooting (3-7 3-P, 4-4 FT) to go with three assists and two steals in the Western Conference Play-in game on Aug. 15...Missed one game with an upper respiratory infection on Jan. 5 and three games with a left ankle sprain from Jan. 18 to Jan. 23...**2018-19 (Portland):** Averaged 21.0 points (.459 FG, .375 3-PT, .828 FT), 4.0 rebounds, 3.0 assists, 0.79 steals and 35.9 minutes in 70 games (all starts)...Ranked 26th among league leaders in scoring average and 22nd in minutes per game...Led the team in scoring 19 times, rebounding three times and assists six times...Scored at least 20-plus points in 36 games, 30-plus points in 14 games, and 40-plus points twice...Was named Western Conference Player of the Week for games played from Nov. 5 to Nov. 11 after averaging 25.7 points, 4.3 rebounds and 3.0 assists as the Trail Blazers went 3-0 on the week...Scored at least 20 points in a **season-high** six straight games from Jan. 22 to Feb. 7...Had 40 points (17-26 FG, 5-10 3-PT, 1-2 FT), four rebounds, six assists and four steals against Milwaukee on Nov. 6...Became the third player in team history to have a game with at least 40 points, four rebounds, six assists and four steals, joining Clyde Drexler (five times) and Damian Lillard...Again scored 40 points (16-27 FG, 2-5 3-PT, 6-7 FT) to go with five rebounds, two assists and one steal at Memphis on Dec. 12...Recorded his first career triple-double against Atlanta on Jan. 26, finishing with 28 points, 10 rebounds, and 10 assists...Scored 35 points on 12-of-18 shooting (7-8 3-PT, 4-6 FT) to go with seven rebounds and six assists at Cleveland on Feb. 25...Had 30 points (10-21 FG, 7-15 3-PT, 3-3 FT), nine rebounds, two assists, two steals and two blocks against San Antonio on Feb. 7...With his second three-pointer against the Spurs on Feb. 7, McCollum passed Terry Porter for third on Portland's All-Time three-point list...Missed one game with a left ankle injury and 11 games with a left knee injury suffered at San Antonio on March 16...**2017-18 (Portland):** Averaged 21.4 points (.443 FG, .397 3-PT, .836 FT), 4.0 rebounds, 3.4 assists, 0.95 steals, 0.43 blocks and 36.1 minutes in 81 games (all starts)...Led the team in scoring 27 times and assists 16 times...Ranked 19th in the NBA in scoring, 12th in minutes, 15th in three-pointers made and 34th in three-point percentage...Scored a **career-high** 50 points (18-25 FG, 6-9 3-PT, 8-8 FT) in 29 minutes against Chicago on Jan. 31, making him one of three players in NBA history to score at least 50 points in fewer than 30 minutes (Lillard,



# 3 CJ McCOLLUM

K. Thompson)...In the first quarter of that game, set franchise records for points in a quarter (28) and field goals in a quarter (11-of-14)... McCollum was the first player in franchise history to score 50 points on 25 shots or fewer...Finished 15th in the league with 47 games of 20-plus points...Scored 42 points (16-25 FG, 3-7 3-PT, 7-9 FT) at Memphis on March 28 to become the eighth player in franchise history with multiple games of 40-plus points in a season...Had **season-highs** of nine assists and four steals to go with 20 points against Memphis on April 1...Made a career-best 14 free throws (of 14) against Philadelphia on Dec. 28, finishing with 34 points, seven rebounds and four assists...Scored at least 20 points in six straight games from Dec. 9 to Dec. 18...On Nov. 25, scored seven of his 26 points in the final 1:30 of the game to finish off a 17-point comeback win against the Wizards...**2016-17 (Portland)**: Averaged 23.0 points (.480 FG, .421 3-PT, .912 FT) and 3.6 rebounds to go with 3.6 assists in 80 games (all starts)...His 23.0 ppg ranked 20th in the NBA...Become the second Trail Blazer to lead the NBA in free throw percentage (Crawford, 2011-12)...Led the team in scoring 30 times, rebounding eight times and assists on 18 occasions...Tallied 15 games with at least 30 points (1-14th in NBA)...His 185 three-point field goals made him one of 15 players to reach that mark in 2016-17...Of those 15 players, McCollum's .421 shooting from beyond the arc ranked second...Scored a team-high 39 points (15-of-24 FG, 3-5 3-PT) vs. Denver on March 28... Scored 43 points and made 16 field goals (of 25) at Minnesota on Jan. 1...Also netted 35 points his next game at Golden State (1/4), marking the first time in his NBA career that he scored at least 35 points in back-to-back games...Logged at least 25 points in a career-best eight consecutive games from Dec. 30 to Jan. 13, tied for the third-longest streak in team history...Scored 20-plus points in a **career-high** 10 consecutive games from Dec. 26 to Jan. 13...Matched his then **career-high** in scoring with 37 points on 15-of-23 shooting (6-12 3-PT) at Memphis on Nov. 6...Made seven three-pointers (of 11) at Indiana on Dec. 10...Competed in the 2017 NBA All-Star Three-Point Contest for the second straight year...**2015-16 (Portland)**: Winner of the Kia NBA Most Improved Player Award for 2015-16, McCollum averaged 20.8 points, 3.2 rebounds, 4.3 assists, 1.2 steals and 34.8 minutes (all **career-highs** at the time) in 80 games (all starts)...Increased his scoring average by 14.0 points from the 2014-15 season...Became the 14th different Trail Blazer to average at least 20 points in a season...Finished ninth in the NBA with 197 three-pointers...The 197 three-pointers are the most by a Trail Blazer in a season in which he shot at least .40 from the three-point line...Notched all eight of the 30-point games in his career, including a career-best 37 points on opening night, Oct. 28 vs. New Orleans...Tallied 35 points, 11 rebounds, nine assists and four steals at Sacramento on Dec. 27, making him the first Trail Blazer since Clyde Drexler (1/28/92) to tally at least 35 points, 11 rebounds, nine assists and four steals...**2014-15 (Portland)**: Competed in 62 games with three starts, averaging 6.8 points (.436 FG, .396 3-PT), 1.5 rebounds and 1.0 assists in 15.7 minutes...Scored a **season-high** 27 points (10-16 FG) at the L.A. Lakers on April 3... Finished with 26 points just eight days later against Utah on 9-of-17 shooting...Averaged 13.5 points on .51 shooting (.408 3-PT) in his final 15 games...Scored 10-plus points in seven consecutive games from April 1 to April 11...Made at least five field goals in three consecutive games for the first time in his career (March 20-24)...Scored 17 points at San Antonio on Jan. 16 (7-10 FG) and at Houston on Dec. 22 (6-9 FG)...**2013-14 (Portland)**: Appeared in 38 games as a rookie, averaging 5.3 points (.375 3-PT), 1.3 rebounds, 0.7 assists and 12.5 minutes...Missed the first 34 games of the season due to a fractured left foot suffered prior to the beginning of the season...In his second career NBA game Jan. 11 vs. Boston, scored 10 points on 4-of-6 shooting, including 2-of-3 from outside the arc...Scored 19 points (6-12 FG, 3-6 3-PT) and added three rebounds and three assists against Minnesota on Feb. 8...The next game, on Feb. 11 vs. Oklahoma City, notched 15 points and three assists...In three games from Feb. 8-12, averaged 15.0 points, 2.0 rebounds and 2.7 assists per game...Became the first Trail Blazer with consecutive games of 15 points, three three-pointers and three assists off the bench since Greg Anthony (1999)...In the regular season finale vs. the Clippers on April 16, had with 12 points, four rebounds and three assists in 28 minutes.

**Playoffs**: Appeared in 63 games (53 starts) over nine postseasons with the Portland Trail Blazers and the New Orleans Pelicans...Holds playoff averages of 20.2 points, 4.4 rebounds, 3.0 assists and 0.8 steals in 35.4 minutes per game, while shooting .434 from the floor, .377 from three-point distance and .763 from the free throw line...With the Trail Blazers ranks second in three-pointers (126), fifth in points (1,140) and fifth in field goals (437) among all-time franchise postseason leaders...**2022 (New Orleans)**: Started all six postseason games for the Pelicans, averaging 22.2 points, 6.7 rebounds and 4.8 assists in 39.0 minutes per game...Converted .392 from the floor, .333 from behind the arc and .692 from the charity stripe...On 4/17 at PHX, tallied team-highs in scoring (25) and assists (six) for the Pelicans, to go along with eight rebounds, which marked McCollum's 35th career postseason game with 20-plus points and his sixth with 20-plus points, five-plus rebounds and five-plus assists...On 4/19 at PHX, opened Game 2 at Phoenix with a 15-point first half, shooting 4-for-11 (.364) from the floor, including 4-for-6 (.667) from deep. Since entering the league in 2013, McCollum has posted 31 halves with 15-plus points, tied with Nikola Jokic for the 15th most in the NBA over that span...On 4/22 vs. PHX, scored 30 points, shooting 11-of-23 (.478) from the floor and 4-of-11 (.365) from behind the arc...**2021 (Portland)**: In six first round games against Denver (all starts), averaged 20.7 points, 6.0 rebounds, 4.3 assists and 40.0 minutes, while converting .439 from the floor, .333 from three-point range and .769 from the free throw line...Scored 20-plus points in five games...Had 22 points and nine rebounds in Game 3...Recorded 21 points and eight assists in Game 4...**2020 (Portland)**: In five games (all starts) against the Lakers in the first round, averaged 23.2 points (shooting .444 from the field, .371 behind the arc and .682 on free throws), 5.8 rebounds, 3.2 assists, 1.20 steals and 39.2 minutes...Scored 20-plus points in three games...Had 28 points, eight rebounds, four assists and two steals in Game 3...Scored 36 points to go with six rebounds and seven assists in Game 5...**2019 (Portland)**: Helped lead the Trail Blazers to their first Western Conference Finals appearance since 2000, posting averages of 24.7 points shooting (.440 on field goals, .393 behind the arc, .732 from the charity stripe), 5.0 rebounds, 3.7 assists, 0.81 steals and 39.7 minutes in 16 games (all starts)...Scored 185 points over seven games against Denver in the Western Conference Semifinals, marking the most points scored by a Portland player in a playoff series in franchise history...Recorded 37 points (17-29 FG, 1-3 3-PT, 2-2 FT), nine rebounds, one assist and one block in Game 7 against Denver on May 12, marking the most points a Portland player has scored in a Game 7 in franchise history...Scored 41 points (16-39 FG, 4-11 3-PT, 5-6 FT) while playing a Trail Blazers postseason-record 60 minutes in Game 3 against Denver on May 3...Scored 20-plus points in 12-of-16 games during the 2019 postseason...**2018 (Portland)**: Averaged a postseason **career-high** 25.3 points (.519 FG, .423 3-PT, .769 FT) to go with 2.0 rebounds, 3.5 assists, 1.25 steals and 38.9 minutes in four games (all starts) against New Orleans in the First Round...Scored at least 20 points in Portland's final three playoff games...Had 38 points (15-22 FG, 2-3 3-PT, 6-7 FT) to go with two rebounds and three assists in Game 4 against New Orleans on April 21...**2017 (Portland)**: Averaged 22.5 points (.400 FG, .500 3-PT, .938 FT), 6.0 rebounds, 1.0 assists, and 35.1 minutes in four games (all starts)...Scored a postseason **career-high** 41 points (16-28 FG, 4-6 3-PT, 5-6 FT) in Game 1 of the First Round series with Golden State on April 16 to go with eight rebounds and one assist...Scored 27 points in the first half alone, tying the franchise postseason record for points in a half...Made six three-pointers (of 9) while scoring 32 points in Game 3 against the Warriors on April 22...**2016 (Portland)**: Averaged 20.5 points (.426 FG, .345 3-PT, .804 FT) to go with 3.6 rebounds, 3.3 assists, 0.91 steals and 40.2 minutes in 11 games (all starts) vs. the L.A. Clippers and Golden State...Scored in double figures in 10 of his 11 postseason contests...Produced at least 20 points seven times overall, including each of



# 3 CJ McCOLLUM

Portland's final four playoff games...Scored 27 points on three separate occasions...Shot a combined 7-of-14 from beyond the arc in games four and five against Golden State in the Western Conference Semifinals...Made multiple three-pointers in seven games, including four (of nine) against the Warriors on May 9...**2015 (Portland):** Played in all five of Portland's postseason games (one start), averaging 17.0 points (.478 FG, .478 3-PT, .769 FT), 4.0 rebounds, 0.4 assists and 1.20 steals in 33.2 minutes...Scored 33 points on 12-of-20 shooting (7-11 3-PT) in Game 5 at Memphis on April 29, making him the only NBA player ever to record 33-plus points and at least seven three-pointers as a reserve in a playoff game since the three-point line was instituted in 1979-80...His seven three-pointers in Game 5 set a new Trail Blazers franchise record for most three-pointers made in a postseason game, while his 33 points off the bench were the most by a Portland reserve player in franchise history (29, Billy Ray Bates, 4/2/80)...**2014 (Portland):** Spread 24 minutes over six games vs. Houston and San Antonio, tallying four points.

**College (Lehigh):** Played four seasons at Lehigh University, where he averaged 21.3 points (.439 FG, .377 3-PT, .825 FT), 6.3 rebounds, 2.7 assists, 2.04 steals and 3.2 minutes...In 2009-10, became the first Patriot League player to ever be named both Player and Rookie of the Year...Also earned Patriot League Player of the Year honors as a junior...Three-time First Team All-Patriot League member (2009-12) ...Ranks first in Patriot League history and second all-time at Lehigh with 2,361 career points...Named an Associated Press Honorable Mention All-American as a junior and freshman...**2012-13:** Played in 12 games as a senior before suffering a broken left foot on Jan. 5...Was enjoying a superb senior season prior to the injury, leading the nation in scoring at 23.9 points (.495 FG, .516 3-PT, .849 FT) along with 5.0 rebounds, 2.9 assists, 1.42 steals and 31.0 minutes...**2011-12:** Earned Patriot League Player of the Year honors as a junior after leading the conference in scoring (21.9), ranking second in rebounding (6.5) and averaging career-highs in assists (3.5) and steals (2.60) in 33.1 minutes...Ranked fifth nationally in points per game...Named ECAC Player of the Year, along with being named a Lute Olson All-American and NABC First Tea All-District member...Helped lead Lehigh to the round of 32 at the NCAA Tournament, including a 75-70 win over second-seeded Duke...Finished with 30 points, six rebounds and six assists in the win against the Blue Devils...Named MVP of the Patriot League Tournament, leading the Mountain Hawks to an 82-77 victory over Bucknell in the championship game by finishing with 29 points, three rebounds, five assists, two blocks and three steals...**2010-11:** Started all 31 games in which he played as a sophomore, averaging 21.8 points, 7.8 rebounds, 2.1 assists, 2.48 steals and 34.5 minutes...Finished ninth in the nation and first in the Patriot League in scoring, third in the conference in rebounding and 12th nationally in steals...Named to the NABC First Team All-District, as well as the USBWA All-District team...Scored a career-best 42 points (15-25 FG) Nov. 26 against Kent State...**2009-10:** Completed a record freshman season, leading the nation in scoring (19.1) while also averaging 5.0 rebounds, 2.4 assists, 1.30 steals and 31.9 minutes in 33 games...Along with winning the Patriot League Player and Rookie of the Year awards, was a conference First Team All-League, AllRookie and All-Tournament Team selection...Named to the Sporting News All-Freshman Team...Scored 26 points against top-seeded Kansas in the NCAA Tournament Round of 64.

**Personal:** Son of Kathy Andrews and Erick McCollum...His older brother, Erick, has played nine seasons of professional basketball overseas, most recently playing for BC Khimki in Russia...Was elected as the president of the National Basketball Players Association on August 7, 2021 after serving as a vice president on the NBA's executive committee since 2018...Participated in the 2017 NBA Africa Game in Johannesburg, South Africa...Majored in journalism at Lehigh and hopes to become a sports analyst and broadcaster...Penned an article for The Sporting News in 2012 about his decision to return to school his senior year...Is a contributing editor for The Players' Tribune and has written multiple articles for the site...Hosts his own podcast called Pull Up...Has released an Oregon pinot noir and a rosé under his signature wine label, McCollum Heritage 91...Favorite foods are french fries and his mother's lasagna.

## NBA REGULAR SEASON STATS

SEASON	TEAM	GP	MIN	FGM	FGA	FG%	FTM	FTA	FT%	OREB	DREB	TREB	AST	TO	STL	BLK	PF	PTS	PPG	RPG	APG
2013-14	POR	38	476	74	178	0.416	23	34	0.676	7	41	48	27	35	14	2	53	201	5.3	1.3	0.7
2014-15	POR	62	973	159	365	0.436	51	73	0.699	14	77	91	64	48	43	8	81	424	6.8	1.5	1.0
2015-16	POR	80	2780	641	1431	0.448	187	226	0.827	47	212	259	341	196	97	23	187	1666	20.8	3.2	4.3
2016-17	POR	80	2796	692	1441	0.480	268	294	0.912	60	229	289	285	172	72	42	202	1837	23.0	3.6	3.6
2017-18	POR	81	2923	667	1505	0.443	209	250	0.836	53	268	321	272	151	77	35	168	1732	21.4	4.0	3.4
2018-19	POR	70	2375	571	1243	0.459	159	192	0.828	62	220	282	207	106	55	28	172	1468	21.0	4.0	3.0
2019-20	POR	70	2556	611	1356	0.451	140	185	0.757	46	251	297	310	127	54	42	183	1556	22.2	4.2	4.4
2020-21	POR	47	1600	405	884	0.458	108	133	0.812	30	155	185	223	65	44	21	87	1087	23.1	3.9	4.7
2021-22	POR/NOP	62	2145	536	1164	0.460	116	170	0.682	53	216	269	315	127	70	22	121	1370	22.1	4.3	5.1
2021-22	NOP	75	2649	587	1344	0.437	183	238	0.769	55	273	328	429	183	70	38	153	1568	20.9	4.4	5.7
<b>TOTALS</b>	--	<b>665</b>	<b>568</b>	<b>4943</b>	<b>10911</b>	<b>0.453</b>	<b>1444</b>	<b>1795</b>	<b>0.804</b>	<b>427</b>	<b>1942</b>	<b>2369</b>	<b>2473</b>	<b>1210</b>	<b>596</b>	<b>261</b>	<b>1407</b>	<b>12909</b>	<b>19.4</b>	<b>3.6</b>	<b>3.7</b>

3-POINT FG: 2013-14, 30-80 (.375); 2014-15, 55-139 (.396); 2015-16, 197-472 (.417); 2016-17, 185-439 (.421); 2017-18, 189-476 (.397); 2018-19, 167-445 (.375); 2019-20, 194-512 (.379); 2020-21, 169-420 (.402); 2021-22, 182-469 (.388); 2022-23, 211-543 (.389); TOTALS: 1579-3995 (.395)

## NBA POSTSEASON STATS

SEASON	TEAM	GP	MIN	FGM	FGA	FG%	FTM	FTA	FT%	OREB	DREB	TREB	AST	TO	STL	BLK	PF	PTS	PPG	RPG	APG
2013-14	POR	6	24	1	11	0.091	2	2	1.000	0	1	1	0	1	0	0	2	4	0.7	0.2	0.0
2014-15	POR	5	166	32	67	0.478	10	13	0.769	1	19	20	2	6	6	1	13	85	17.0	4.0	0.4
2015-16	POR	11	442	84	197	0.426	37	46	0.804	7	33	40	36	20	10	5	30	225	20.5	3.6	3.3
2016-17	POR	4	140	32	80	0.400	15	16	0.938	8	16	24	4	15	4	2	10	90	22.5	6.0	1.0
2017-18	POR	4	155	40	77	0.519	10	13	0.769	0	8	8	14	9	5	1	11	101	25.3	2.0	3.5
2018-19	POR	16	635	154	350	0.440	41	56	0.732	14	66	80	59	30	13	10	34	395	24.7	5.0	3.7
2019-20	POR	5	196	44	99	0.444	15	22	0.682	5	24	29	16	15	6	2	10	116	23.2	5.8	3.2
2020-21	POR	6	240	50	114	0.439	10	13	0.769	6	30	36	26	12	2	4	25	124	20.7	6.0	4.3
2021-22	NOP	6	234	49	125	0.392	18	26	0.692	11	29	40	29	15	4	5	15	133	22.2	6.7	4.8
<b>TOTALS</b>	--	<b>63</b>	<b>2232</b>	<b>486</b>	<b>1120</b>	<b>0.434</b>	<b>158</b>	<b>207</b>	<b>0.763</b>	<b>52</b>	<b>226</b>	<b>278</b>	<b>186</b>	<b>123</b>	<b>50</b>	<b>30</b>	<b>150</b>	<b>1273</b>	<b>20.2</b>	<b>13.4</b>	<b>3.0</b>

3-POINT FG: 2013-14, 0-5 (0.000); 2014-15, 11-23 (.478); 2015-16, 20-58 (.345); 2016-17, 11-22 (.500); 2017-18, 11-26 (.423); 2018-19, 46-117 (.393); 2019-20, 20-45 (.371); 2020-21, 14-42 (.333); 2021-22, 17-51 (.333); TOTAL: 143-379 (.377)

# 25 TREY MURPHY III

Position  
**GUARD/  
FORWARD**

NBA Experience  
**2**

Height/Weight  
**6-8/211**

Birthdate  
**JUNE 18, 2000**

Birthplace  
**DURHAM, N.C.**

College  
**VIRGINIA**

High School  
**CARY ACADEMY**  
(Cary, N.C.)



**Transactions:** Selected 17th overall by Memphis in the 2021 NBA Draft...Draft rights acquired by New Orleans along with Devonte' Graham and Jonas Valanciunas in a three-team trade that sent Steven Adams, Eric Bledsoe, the draft rights to Ziaire Williams and Jared Butler, and a protected 2022 first round pick to Memphis, and Wes Iwundu, a future protected first round draft pick, and cash considerations to Charlotte 8/7/21...Signed by New Orleans 8/10/21.

**2022-23 Season:** Appeared in 79 games (65 starts), averaging 14.5 points, 3.6 rebounds, 1.4 assists and 1.1 steals per game, while shooting .484 from the field, .406 from behind the three-point stripe and .905 from the free throw stripe...Scored in double figures 59 times, including 16 games scoring 20 or more points...Among all NBA players, finished the regular season tied for 11th in three-point percentage (min. 6.0 3PA per game), shooting 40.6% from behind the arc...Additionally, averaged .400 on three-point shots above the break and converted .437 on corner three-pointers...Finished tied for 5th among all NBA players in free throw percentage, shooting .905 from the line...Was selected to the 2023 Jordan Rising Stars Game during NBA All-Star Weekend...On 10/25 vs. DAL, started his first game of the season, posting 22 points on a perfect 8-of-8 from the floor, 4-of-4 from three-point range and 2-of-2 from the charity stripe. He finished the game with 22 points on 8-of-8 shooting, the third-highest point total in franchise history without missing a shot...On 11/10 vs. POR, swatted three blocks in the first half, which marks a **career-high** for total blocks in an entire game...On 11/15 vs. MEM, notched 13 points, two rebounds, one assist, one steal and a block, while shooting 5-of-11 (.455) from the floor and 3-of-6 (.500) from three-point distance. At the 10:06 mark of the first quarter, Murphy III drained his 100th-career three-pointer, his first three of the night...On 11/16 vs. CHI, notched his first double-double of his career, finishing the game with 19 points, a **career-high** 10 rebounds, three steals, one assist and a block, while converting 7-of-9 (.778) from the floor and drained a five three-pointers...On 12/7 vs. DET, tossed out a **career-high** five assists to go along with 20 points, five rebounds, one steal and a block...On 12/23 at OKC, scored 23 points, converting 8-of-13 (.615) from the floor, 5-of-8 (.625) from three-point range and a perfect 2-of-2 from the free throw stripe...On 2/5 vs. SAC, scored 30 points, shooting 9-of-11 (.818) from the floor, 6-of-8 (.750) from three-point range and 6-of-7 (.857) from the free throw line. He added four rebounds, two assists and a steal...On 2/13 at OKC, posted 12 points, three rebounds, one assist, a steal and tied a **career-high** with three blocks...On 3/12 vs. POR, scored a **career-high** 41 points and made nine three-pointers. He added seven rebounds, one assist, one steal and a block, while shooting 13-of-20 (.650) from the field, 9-of-14 (.643) from behind the arc and a perfect 6-of-6 from the line. Additionally, his 41 points marks the most points by a Pelicans player in their first or second year in Pelicans history...On 3/25 at LAC, Trey Murphy III scored 32 points, shooting 11-of-14 (.786) from the floor and 10-of-12 (.833) from three-point range. Murphy's 10 three-pointers mark a **career-high** in threes made...Became the second-youngest player in NBA history to make 10 threes in a game. Anthony Edwards is the youngest player to sink 10 threes...Is the 8th player in NBA history to make 10-plus three-pointers and shoot 83% or better from behind the arc...Is now the third player in franchise history to make 10 three-pointers in a game, along with CJ McCollum and Peja Stojakovic...Became the first player in Pelicans' franchise history to have at least two games with nine-plus three-pointers...Missed three games during the regular season.

**Professional:** In 141 games (66 starts) for New Orleans, averaging 10.5 points, 3.0 rebounds, 1.1 assists and 0.8 steals per game in 23.5 minutes

## CAREER HIGHS

<b>PTS</b>	41 POR 3/12/23
<b>FGM</b>	13 POR 3/12/23
<b>FGA</b>	21 NYK 4/7/23
<b>3FGM</b>	10 LAC 3/25/23
<b>3FGA</b>	14 POR 3/12/23
<b>FTM</b>	9 LAC 4/1/23
<b>FTA</b>	11 LAC 4/1/23
<b>OREB</b>	4 (6 Times)
<b>DREB</b>	9 CHI 11/16/22
<b>TREB</b>	10 CHI 11/16/22
<b>ASTS</b>	5 DET 12/7/22
<b>STLS</b>	4 CHA 3/23
<b>BLKS</b>	3 (Twice)
<b>MINS</b>	46 MEM 4/5/23



# 25 TREY MURPHY III

per game. Over his two seasons with the Pelicans has shot .461 from the floor, .400 from three-point range and .900 from the free throw line...Scored in double figures 67 times, including 20-plus points in 18 contests...Notched one double-double...Has posted five or more three-pointers in 10 games...**2021-22 Season:** Appeared in 62 games (one start) for New Orleans, averaging 5.4 points, 2.4 rebounds and 0.6 assists in 13.9 minutes per game...Shot .394 from the floor, .382 from three-point distance and .882 from the free throw line...Scored in double figures eight times...Among NBA rookies, finished the regular season ranked first in three-point percentage, shooting 38.2-percent from behind the arc...On 10/27 vs. ATL, scored eight points on 3-of-7 (.429) from the field and 2-of-4 (.500) from three-point range in 26 minutes played...On 11/24 vs. WAS, notched eight points, converting 3-of-3 from the field and 2-of-2 from three-point range...On 12/3 at DAL, posted nine points, shooting 3-of-4 (.750) from the field and a perfect 3-of-3 from three-point range in only 10 minutes of play...On 2/1 at DET, notched 12 points, converting 2-of-5 (.400) from the floor and a perfect 6-of-6 from the free throw line...On 2/8 vs. HOU, scored nine points, converting 4-of-5 (.800) from the free throw line, to go along with two rebounds and one block in 19 minutes...On 3/8 vs. ORL, posted two steals and added four points and four rebounds, while shooting .333 from the floor...On 3/11 vs. CHA, scored a **season-high** 32 points, converting 12-of-20 (.600) from the floor, 7-of-12 (.583) from three-point range and 1-of-2 (.500) from the free throw line. He added a **season-high** nine rebounds and tossed out two assists...On 3/24 vs. CHI, notched seven points, two boards and one assist, while converting 3-of-5 (.600) from the floor and 1-of-2 (.500) from behind the arc...On 3/27 vs. LAL, posted 21 points and four rebounds. In the third quarter, he scored 16 points, shooting 5-of-6 (.833) from the floor and a perfect 3-of-3 from behind the arc and from the foul stripe...Missed six games due to being on a G League assignment and Health and Safety protocols...Play-In Tournament: Played in two games for New Orleans, averaging 8.0 points, 4.0 rebounds and 1.5 assists, while shooting .455 from the floor, .444 from three-point distance and a perfect 1.000 from the free throw line... On 4/15 at LAC, posted 14 points, converting 4-of-7 (.571) from the floor, including 4-of-6 (.667) from three-point distance. He finished the game with a plus/minus of plus-26, which led all players in the game.

**Playoffs: 2022 (New Orleans):** Appeared in all six playoff games for New Orleans, averaging 5.2 points, 2.5 rebounds and 0.5 assists, while converting .409 from the floor, .474 from three-point distance and .800 from the free throw line...On 4/28 vs. PHX, posted 12 points in Game 6 against Phoenix, shooting 4-for-7 from beyond the arc, and added three rebounds.

**Summer League (2021-22):** Earned First Team honors at MGM Resorts 2021 NBA Summer League appearing in four games (all starts) for the Pelicans in Las Vegas, averaging 16.3 points, 7.0 rebounds, 2.8 assists, 1.8 steals and 1.3 blocks, while shooting .558 from the floor, .440 from three-point range and a perfect 6-for-6 from the charity stripe...Started both games he played in during the NBA 2K23 NBA Summer League, averaging 26.5 points, 7.0 rebounds, 2.5 steals and 1.0 assists, while shooting .500 from the field and .882 from the free throw stripe.

**College (Rice/Virginia: 2018-21):** Played in 86 games (45 starts), averaging 11.0 points, 3.8 rebounds and 1.0 assists, while shooting .455 from the floor, .401 from behind the arc and .819 from the charity stripe...**Junior (Virginia: 2020-21):** Played in 25 games (20 starts), averaging 11.3 points, 3.4 rebounds and 1.2 assists, while shooting .503 from the floor, .433 from three-point range and .927 from the free throw line...Named to the All-ACC Academic Team...Ranked seventh in the ACC in three-point field goals made (2.1)...Scored team-high 21 points, going 6-for-8 from three-point range, in UVA debut vs. Towson (11/25/20)...Led team with 15 points, adding four rebounds and three assists, vs. William & Mary (12/22/20)...Scored 15 points, going 4-for-6 from three-point range, vs. Gonzaga (12/26/20)...Had 13 points, hitting three three-pointers, in career-high 38 minutes vs. Wake Forest (1/6/21)...Scored 10 points with season-high four assists vs. Notre Dame (1/13/21)...Shot 3-for-3 from three-point range and 5-for-5 from the floor for 13 points at Clemson (1/16/21)...Scored 16 points, hitting four three-pointers, with season-highs in rebounds (7) and blocks (2) vs. Syracuse (1/25/21)...Had 18 points, hitting 6-of-6 free throws, with five rebounds at NC State (2/3/21)...Led team with 18 points and added five rebounds at Georgia Tech (2/10/21)...Made 4-of-5 FGs for 12 points with one assist and two steals vs. North Carolina (2/13/21)...Scored team-high 13 points at Florida State (2/15/21)...Had 12 points, six rebounds and season-high three steals vs. Miami (3/1/21)...Scored 17 points with six rebounds at Louisville (3/6/21)...Had 15 points with two steals and matched season-high with two blocks vs. Syracuse in ACC quarterfinals (3/11/21)...Scored 12 points on four three-pointers with two steals vs. Ohio in NCAA First Round (3/20/21)...**Sophomore (Rice: 2019-20):** Played 29 games (23 starts), averaging 13.7 points, 5.5 rebounds, 1.2 assists and 0.9 steals. Averaged .434 shooting from the field, .368 from three-point range and .824 from the free throw line...Led the team in scoring (13.7), field goals made (131), dunks (21) and blocks (16)...Was second in three-pointers (75), steals (27) and free throw percentage (.824)...Third in rebounds per game (5.5)...Ranked sixth in Conference USA in three-pointers made per game (2.6), 11th in free throw percentage, 13th in scoring, 14th in defensive rebounds (4.3) and 15th in rebounding...Fourth on the school sophomore list in three-pointers (75) and three-pointers attempted (204), seventh in three-point field goal percentage (.368) and free throw percentage (.824) and 10th in blocks (16)...Recorded 25 double-figure scoring games and two double-doubles...Led the team with six 20-point games...Blocked a career-high four shots versus Wayland Baptist (1/10)...Scored a career-high 25 points on five three-pointers at Northwestern State (11/12)...Scored 18 points on five three-pointers to cap off a 22-point comeback at UC Santa Barbara (11/16)...His performance against Northwestern State and UCSB earned him Conference USA Player of the Week honors (11/18)...Recorded first career double-double versus St. Thomas (12/19), scoring 21 points and grabbing a career-high 10 rebounds...Also had 10 rebounds at North Texas (1/20)...Scored 12 points and had a career-high six assists against FIU (1/11)...Scored 20 points on a career-high six three-pointers at Louisiana Tech (1/16), where he became the 27th player in school history with 100 career three-pointers...Scored 20 points and grabbed five rebounds at Southern Miss (1/18)...Posted 21 points and had nine rebounds at Middle Tennessee (2/8)...Notched a career-high four steals against Charlotte (2/15)...Recorded 21 points and grabbed a game-high eight rebounds versus Middle Tennessee (3/1)...Scored 18 points, all in the second half, against FIU in the first round of the Conference USA Tournament (3/11)...Freshman (Rice: 2018-19): Appeared in 32 games, averaging 8.4 points and 2.6 rebounds, while shooting .442 from the field and .421 from the three-point range...Ranked fourth in Conference USA in three-point field goal percentage (.421) and 14th in three-pointers made per game (2.0)...Ranked second on the team with 64 three-pointers...Set the school freshman record for three-point field goal percentage (.421) and is second for three-pointers made (64)...Registered 12 double-figure scoring games...Saw first career action against Saint Leo (11/6/18), scoring three points...Tallied five points and four rebounds vs. Northwestern State (11/17/18)...Scored six points on a pair of three-pointers at BYU (11/21)...Tallied 11 points and a trio of three-pointers vs. Lamar (12/1/18)...Grabbed four rebounds vs. UC Santa Barbara (12/15/18)...Scored 13 points at UTRGV (12/18/18)...Scored 12 points against Southern Miss (1/3/19)...Scored eight points and grabbed a career-high six rebounds vs. Louisiana Tech (1/5/19)...Scored 10 points on a trio of three-pointers at UTSA (1/10/19)...Tallied 18 points and made four three-pointers at North Texas (1/19/19)...Registered 18 points and four three-pointers vs. Middle Tennessee (1/24/19)...Set career-highs

# 25 TREY MURPHY III

with 24 points and five three-pointers while going a career-best 6-of-6 from the free throw line against UAB (1/26/19)...Scored 12 points on 4-of-5 from three-point range while recording a career-high three steals at Charlotte (1/31/19)...Recorded 14 points and tied a career-high with six rebounds at UTEP (2/23/19)...Made first career start at Charlotte (3/6/19)...Scored 14 points against Marshall in the first round of the Conference USA Tournament (3/13/19).

**High School:** Led Cary Academy to a 14-8 record his senior year...Averaged 24.7 points and 7.4 rebounds while connecting on .494 from the floor, .436 from three-point range and .858 from the free throw line his senior season...Named All-Metro by the Raleigh News & Observer... As a junior, averaged 22.3 points, 4.3 rebounds and 2.8 assists while connecting on .540 from the floor, .470 from three and .930 from the free throw line...Earned Triangle Independent School Athletic Conference (TISAC) All-Conference...Is the school leader in field goals made, three-pointers made and free throws made.

**Personal:** Son of Kenneth and Albeda Murphy...Father, Kenneth, played basketball at East Carolina from 1986-88...Was named 2020-21 All-ACC Academic Team selection... Made C-USA Commissioner's Honor Roll two straight seasons at Rice...Named to the 2023 USA Basketball Men's Select Team.

## NBA REGULAR SEASON STATS

SEASON	TEAM	GP	MIN	FGM	FGA	FG%	FTM	FTA	FT%	OREB	DREB	TREB	AST	TO	STL	BLK	PF	PTS	PPG	RPG	APG
2021-22	NOP	62	864	109	277	0.394	45	51	0.882	47	100	147	38	16	23	7	60	334	5.4	2.4	0.6
2022-23	NOP	79	2448	387	800	0.484	172	190	0.905	59	222	281	112	61	89	43	155	1148	11.48	3.6	1.4
<b>TOTAL</b>	<b>--</b>	<b>141</b>	<b>3312</b>	<b>469</b>	<b>1077</b>	<b>0.461</b>	<b>217</b>	<b>241</b>	<b>0.900</b>	<b>106</b>	<b>322</b>	<b>428</b>	<b>150</b>	<b>77</b>	<b>112</b>	<b>50</b>	<b>215</b>	<b>1482</b>	<b>10.5</b>	<b>3.0</b>	<b>1.1</b>

3-POINT FG: 2021-22, 71-186 (.382); 2022-23, 202-497 (.406); TOTALS: 273-683 (.400)

## NBA POSTSEASON STATS

SEASON	TEAM	GP	MIN	FGM	FGA	FG%	FTM	FTA	FT%	OREB	DREB	TREB	AST	TO	STL	BLK	PF	PTS	PPG	RPG	APG
2021-22	NOP	6	120	9	22	0.409	4	5	0.800	3	12	15	3	1	3	1	9	31	5.2	2.5	0.5
<b>TOTALS</b>	<b>--</b>	<b>6</b>	<b>120</b>	<b>9</b>	<b>22</b>	<b>0.409</b>	<b>4</b>	<b>5</b>	<b>0.800</b>	<b>3</b>	<b>12</b>	<b>15</b>	<b>3</b>	<b>1</b>	<b>3</b>	<b>1</b>	<b>9</b>	<b>31</b>	<b>5.2</b>	<b>2.5</b>	<b>0.5</b>

3-POINT FG: 2021-22, 9-19 (.474)



# 22 LARRY NANCE JR.

Position  
**FORWARD**

NBA Experience  
**8**

Height/Weight  
**6-8/242**

Birthdate  
**JANUARY 1, 1993**

Birthplace  
**AKRON, OHIO**

College  
**WYOMING**

High School  
**REVERE H.S.**  
(Richfield, Ohio)



**Transactions:** Drafted by the Los Angeles Lakers in the first round (27th overall pick) of the 2015 NBA Draft...Traded by the Los Angeles Lakers along with Jordan Clarkson to the Cleveland Cavaliers in exchange for Channing Frye, Isaiah Thomas and a 2018 first-round draft pick (Moritz Wagner was later selected) on 2/8/18...Signed a multi-year contract with the Cleveland Cavaliers on 10/15/18... As part of a three-team trade, traded by the Cleveland Cavaliers to the Portland Trail Blazers; the Chicago Bulls traded Lauri Markkanen to the Cleveland Cavaliers; the Cleveland Cavaliers traded a 2023 second round draft pick to the Chicago Bulls; and the Portland Trail Blazers traded Derrick Jones Jr. and a 2022 first round draft pick to the Chicago Bulls on 8/28/21...Traded by the Portland Trail Blazers along with CJ McCollum and Tony Snell to the New Orleans Pelicans in exchange for Nickeil Alexander-Walker, Josh Hart, Didi Louzada, Tomáš Satoransky, a protected 2022 first round draft pick, and two future second round draft picks.

**2022-23 (New Orleans):** Appeared in 65 games (one start) for the New Orleans Pelicans, averaging 6.8 points, 5.4 rebounds, 1.8 assists and 0.9 steals in 21.2 minutes per game... Converted .610 from the floor, .333 from three-point range and .696 from the free throw line... Scored in double digits 20 times...Notched three double-doubles...On 10/30 at LAC, scored 15 points, shooting 7-of-9 (.778) from the floor and a perfect 1-of-1 from three-point distance. He added nine boards, three assists and one steal in 23 minutes of action...On 11/2 at LAL, posted 11 points, eight rebounds, five assists and a **season-high** four steals in 31 minutes of play...On 11/4 vs. GSW, posted 20 points, tying a **career-high** in field goals made, converting 10-of-12 (.833) from the field, to go along with eight boards and an assist...On 11/12 vs. HOU, posted a **season-high** 22 points, converting 2-of-3 three-pointers and grabbed five offensive boards in 28 minutes of action...On 12/11 vs. PHX, notched 15 points, seven boards, four assists, a **season-high** four steals and two blocks, while converting 6-of-7 (.857) from the floor...On 1/29 at MIL, posted a **season-high** 12 boards to go along with 10 points, one assist and one steal...On 2/5 vs. SAC, was plus-37 in under 20 Minutes (Net Rating of plus-102.8) which is the highest of any player this season who has played under 20 minutes and highest since '19-'20 season...Missed 17 regular season games over the course of the year.

**Professional:** Has played in 461 games (135 starts) in eight seasons with the L.A. Lakers, Cleveland and New Orleans, posting career averages of 7.9 points, 6.4 rebounds, 1.9 assists, 1.2 steals and 23.7 minutes, while converting .537 from the field, .333 from behind the arc and .689 from the free throw line...Scored in double figures 168 times, including scoring 20 or more points seven times in his career...Notched 59 double-doubles...**2021-22 (Portland/New Orleans):** Appeared in 46 games (11 starts) between Portland and New Orleans, combining to average 7.0 points, 5.4 rebounds, 1.8 assists and 0.9 steals in 22.6 minutes per game...Combined to shoot .522 from the floor, .329 from three-point range and .702 from the free throw line...With Portland, played in 37 games (11 starts), averaging 6.9 points, 5.6 rebounds and 2.0 assists... On 11/17 vs. CHI, recorded 16 points, shooting 6-of-9 (.667) from the floor, 2-of-3 (.667) from three-point range and a perfect 2-of-2 from the free throw line, to go along with nine rebounds, three assists, three steals and one block...On 11/15 vs. TOR, had 15 points, converted a perfect 7-of-7 from the floor and a perfect 1-of-1 from behind the arc, while adding five rebounds and two assists...With New Orleans, playing in nine games, averaging 7.3 points, 4.3 rebounds and 0.9 assists, while converting .551 from the floor, .500 from behind the arc and a perfect 1.000 from the charity stripe...On 2/8/22, was acquired by the New Orleans Pelicans...On 3/24 vs. CHI, made his first appearance for the Pelicans,

## CAREER HIGHS

<b>PTS</b>	23 ATL 2/12/20
<b>FGM</b>	10 (Twice)
<b>FGA</b>	17 UTA 3/2/20
<b>3FGM</b>	4 @MEM 1/7/21
<b>3FGA</b>	6 (6 Times)
<b>FTM</b>	9 @MIL 2/10/17
<b>FTA</b>	10 @MIL 2/10/17
<b>OREB</b>	10 NYK 2/11/19
<b>DREB</b>	15 @SAC 4/4/19
<b>TREB</b>	19 @WAS 2/8/19
<b>ASTS</b>	9 UTA 12/29/21
<b>STLS</b>	6 (Twice)
<b>BLKS</b>	4 @CHI 11/10/18
<b>MINS</b>	45 BKN 1/20/21

# 22 LARRY NANCE JR.

posting nine points, four rebounds and a block in 18 minutes of play...Nance scored his first bucket as a Pelican with 29-seconds left in the first quarter...On 3/26 vs. SAS, notched four points and seven boards, while shooting 2-of-3 (.667) from the field. He added a **season-high** three blocks in 19 minutes played...On 3/30 at POR, faced off against his former team for the first time since being traded, posting eight points, four rebounds and a block, while shooting 4-of-6 (.667) from the field...Missed 19 games throughout the season due to a knee injury...**Play-In Tournament:** Appeared in both must-win games for the Pelicans, averaging 7.0 points, 12.0 rebounds, 2.0 assists and 1.0 blocks in 19 minutes per game...In those two games, converted an efficient 7-of-9 (.778) from the floor...On 4/15 at LAC, scored 14 points, shooting 7-of-8 (.875) from the floor, and added 16 boards, four assists, one steal and one block...**2020-21 (Cleveland):** In 35 games (27 starts) for the Cavaliers, averaged 9.3 points (.471 FG, .360 3-PT, .612FT), 6.7 rebounds, 3.1 assists, 1.7 steals and 31.2 minutes...Recorded five double-doubles...Scored in double figures 18 times...Had seven games with 10-plus rebounds...Had four games with four steals...Scored a **season-high** 18 points on 7-of-7 shooting (4-4 3-PT) at Memphis on Jan. 7...Scored 18 points again against Boston on March 17 to go with 10 rebounds, four assists, two steals and one block...Dished out eight assists to go with 13 points, 13 rebounds, three steals and two blocks against Charlotte on Dec. 23...Missed 12 games with a left hand fracture from Feb. 8 to March 3...Missed the final 12 games of the season with a right thumb fracture...**2019-20 (Cleveland):** In 56 games (10 starts) with the Cavaliers, averaged a **career-high** 10.1 points (.531 FG, .352 3-PT, .676 FT) to go with 7.3 rebounds, 2.2 assists, 1.00 steal and 26.3 minutes...Posted 12 double-doubles...Scored in double figures 28 times, including nine consecutive games from Jan. 20 to Feb. 5 and in 18 of the final 22 games of the season...Scored 20-plus points three times...Grabbed 10-plus rebounds 16 times...Ranked sixth among all bench players in rebounds per game...In 10 starts, averaged 14.6 points and 10.4 rebounds...Scored a **career-high** 23 points (8-11 FG, 2-5 3-PT, 5-5 FT) to go with 12 rebounds, three steals and two blocks against Atlanta on Feb. 12...**2018-19 (Cleveland):** Played in 67 games (30 starts) with Cleveland and averaged 9.4 points (.520 FG, .337 3-PT, .716 FT), a **career-high** 8.2 rebounds, 3.2 assists, 1.49 steals and 26.8 minutes...Scored in double figures 35 times...Had 10-plus rebounds 25 times...Logged 18 double-doubles, including six straight from Jan. 29 to Feb. 11...Scored a **season-high** 20 points to go with six rebounds and three steals against Chicago on Dec. 23...Had 10 points and a **career-high** 19 rebounds at Washington on Feb. 8...**2017-18 (LA Lakers/Cleveland):** Played in 66 games (27 starts) with Cleveland and the Los Angeles Lakers, averaging 8.7 points (.581 FG, .664 FT), 6.8 rebounds, 1.2 assists, 1.33 steals and 21.5 minutes...Was traded from the Lakers to Cleveland with Jordan Clarkson in exchange for Channing Frye, Isaiah Thomas and a future first round draft pick on Feb. 8, 2018...Scored in double figures on 28 occasions...Had 16 games with 10-plus rebounds...Recorded 11 double-doubles...Participated in the Slam Dunk Contest at 2018 NBA All-Star Weekend...With the Cleveland Cavaliers, played in 24 games (10 starts) for the Cavaliers, posting averages of 8.9 points (.550 FG, .720 FT), 7.0 rebounds, 1.0 assist, 1.21 steals and 20.8 minutes...In his first start with Cleveland against Detroit on March 5, recorded **season-highs** of 22 points and 15 rebounds to go with two steals...With the LA Lakers, in 42 games (17 starts) with the Lakers, averaged 8.6 points (.601 FG, .632 FT), 6.8 rebounds, 1.4 assists, 1.40 steals and 21.9 minutes...**2016-17 (LA Lakers):** Suited up in 63 games (seven starts) for the Lakers, posting averages of 7.1 points (.526 FG, .278 3-PT, .738 FT), 5.9 rebounds, 1.5 assists, 1.30 steals and 22.9 minutes...Scored in double figures 19 times...Recorded 11 games of 10-plus rebounds...Logged seven double-doubles...Led the team in rebounding 14 times and steals 16 times and blocks 19 times...Scored a **season-high** 18 points against Chicago on Nov. 20...Matched his **season-high** with 18 points to go with 11 rebounds, four assists and three steals at Boston on Feb. 3...Had 11 points and six steals at Indiana on March 17...**2015-16 (LA Lakers):** Played in 63 games (22 starts) for the Lakers in his rookie season, averaging 5.5 points (.527 FG, .681 FT), 5.0 rebounds, 0.7 assists, 0.86 steals and 20.1 minutes...Reached double-figure scoring nine times...Had five games of 10-plus rebounds...Tallied three double-doubles...Ranked third in field goal percentage and 10th in rebounds per game among NBA rookies...Logged six points and five rebounds at Brooklyn on Nov. 6 in his NBA debut...Had a **season-high** 17 points (8-12 FG) to go with 11 rebounds at Memphis on Dec. 27...Made his first career start on Dec. 7 at Toronto, finishing with six points, six rebounds and three blocks.

**Playoffs:** Has played 26 games in the postseason for the Cleveland Cavaliers and the New Orleans Pelicans, averaging 5.8 points, 4.8 rebounds and 1.1 assists, while shooting .636 from the floor, .200 from three-point range and .548 from the free throw line...2022 (New Orleans): Played in all six playoff games for the Pelicans, averaging 9.2 points, 5.8 rebounds and 1.8 assists in 21.7 minutes per game...Averaged .564 shooting from the floor, .222 from behind the arc and .818 from the charity stripe...On 4/17 at PHX, scored 14 points, shooting 5-of-8 (.625) from the floor, 1-of-2 (.500) from three-point range and 3-of-4 (.750) from the free throw line...On 4/28 vs. PHX, scored a playoff **career-high** 15 points, converting 5-of-9 (.556) from the floor and a perfect 5-of-5 from the free throw line...2018 (Cleveland): Appeared in 20 games during Cleveland's NBA finals run in the 2018 Playoffs, averaging 4.8 points, 4.5 rebounds and 15.4 minutes...Scored in double figures twice...Shot a perfect 5-of-5 from the field, finishing with 10 points, seven rebounds and two steals in 22 minutes against Boston in Game 6 of the Eastern Conference Finals on May 25.

**College (Wyoming):** In four seasons at Wyoming, averaged 11.3 points (.521 FG, .308 3-PT, .771 FT), 6.6 rebounds, 1.4 assists, 1.1 steals and 1.1 blocks...Finished his career ranked 16th in school history in points, ninth in rebounds, fifth in blocks and eighth in games played...2014-15: Played in 31 games (30 starts) as a senior, averaging 16.1 points, 7.2 rebounds, 2.5 assists, 1.2 steals and 1.2 blocks...Led Wyoming to a Mountain West tournament title and the school's first NCAA tournament appearance since 2001-02...Named the Mountain West Preseason Player of the Year, All-MW First Team, All-Defensive Team and MW co-Defensive Player of the Year...Ranked fourth in the Mountain West in scoring and third in defensive rebounds...Logged seven double-doubles...Had 25 games in double-figure scoring...Scored 20-plus points 10 times...2013-14: Appeared in 26 games (all starts) during his junior year, posting averages of 15.4 points, 8.6 rebounds, 1.6 assists, 1.4 steals and 2.1 blocks...Named to the All-MW First Team and the All-Defensive Team...Led the team in points, rebounds, field goals percentage, steals and blocks...Had 38 points, 12 rebounds and two steals at Denver on Dec. 15...2012-13: Played in 33 games (all starts) as a sophomore, averaging 10.7 points, 6.9 rebounds, 1.2 assists, 1.3 steals and 0.7 blocks...Ranked third on the team in points and second in rebounds and blocks...Posted 17 games with double-figure scoring, including two games with 20-plus points...Recorded three double-doubles...2011-12: In his freshman season, played in 33 games and averaged 4.1 points, 4.0 rebounds, 0.4 assists and 0.8 steals...Led the team in free throw percentage (.814 FT) and ranked second in rebounds and third in field goal percentage (.462 FG).

**Personal:** Parents are Larry Sr. and Jaynee Nance...Has an older sister, Casey, who played basketball at the University of Dayton and a younger brother, Pete...Larry Sr., a three-time NBA All-Star, NBA All-Defensive First Team member and winner of the inaugural NBA Slam Dunk Contest in 1984, played 13 seasons in the NBA...Nance Jr. graduated with a degree from Wyoming in criminal justice...Did not play organized basketball until he was 13...Was diagnosed with Crohn's Disease as a sophomore in high school but has excelled in spite of it...Looks up to former NFL



# 22 LARRY NANCE JR.

quarterback David Garrard, who was diagnosed with Crohn's in 2004 while playing for the Jacksonville Jaguars.

## NBA REGULAR SEASON STATS

SEASON	TEAM	GP	MIN	FGM	FGA	FG%	FTM	FTA	FT%	OREB	DREB	TREB	AST	TO	STL	BLK	PF	PTS	PPG	RPG	APG
2015-16	LAL	63	1266	158	300	0.527	32	47	0.681	101	211	312	44	41	54	23	124	349	5.5	5.0	0.7
2016-17	LAL	63	1442	190	361	0.526	59	80	0.738	120	249	369	96	56	82	39	149	449	7.1	5.9	1.5
2017-18	LAL/CLE	66	1421	240	413	0.581	91	137	0.664	161	291	452	82	51	88	38	172	573	8.7	6.8	1.2
2018-19	CLE	67	1795	249	479	0.520	96	134	0.716	168	394	552	214	97	100	40	192	627	9.4	8.2	3.2
2019-20	CLE	56	1472	229	431	0.531	50	74	0.676	106	303	409	123	60	56	22	91	564	10.1	7.3	2.2
2020-21	CLE	35	1091	128	272	0.471	30	49	0.612	54	181	235	107	55	61	17	72	327	9.3	6.7	3.1
2021-22	POR/NOP	46	1040	129	247	0.522	40	57	0.702	72	176	248	81	37	43	20	84	321	7.0	5.4	1.8
2022-23	NOP	65	1381	186	305	0.610	55	79	0.696	106	248	354	119	42	56	37	133	441	6.8	5.4	1.8
<b>TOTALS</b>	--	<b>461</b>	<b>10908</b>	<b>1509</b>	<b>2808</b>	<b>0.537</b>	<b>453</b>	<b>657</b>	<b>0.689</b>	<b>888</b>	<b>2043</b>	<b>2931</b>	<b>866</b>	<b>439</b>	<b>540</b>	<b>236</b>	<b>1017</b>	<b>3651</b>	<b>7.9</b>	<b>6.4</b>	<b>1.9</b>

3-POINT FG: 2015-16, 1-10 (.100); 2016-17, 10-36 (.278); 2017-18, 2-12 (.167); 2018-19, 33-98 (.337); 2019-20, 56-159 (.352); 2020-21, 41-114 (.360); 2021-22, 23-70 (.329); 2022-23, 14-42 (.333); TOTALS: 180-541 (.333)

## NBA POSTSEASON STATS

SEASON	TEAM	GP	MIN	FGM	FGA	FG%	FTM	FTA	FT%	OREB	DREB	TREB	AST	TO	STL	BLK	PF	PTS	PPG	RPG	APG
2017-18	CLE	20	307	41	60	0.683	14	31	0.452	35	55	90	18	12	16	14	35	96	4.8	4.5	0.9
2021-22	NOP	6	130	22	39	0.564	9	11	0.818	19	16	35	11	6	3	2	15	55	9.2	5.8	1.8
<b>TOTALS</b>	--	<b>26</b>	<b>437</b>	<b>63</b>	<b>99</b>	<b>0.636</b>	<b>23</b>	<b>42</b>	<b>0.548</b>	<b>54</b>	<b>71</b>	<b>125</b>	<b>29</b>	<b>18</b>	<b>19</b>	<b>16</b>	<b>50</b>	<b>151</b>	<b>5.8</b>	<b>4.8</b>	<b>1.1</b>

3-POINT FG: 2017-18, 0-1 (.000); 2021-22, 2-9 (.222); TOTALS: 2-10 (.200)

# 17 JONAS VALANČIŪNAS

Position  
**CENTER**

NBA Experience  
**11**

Height/Weight  
**7-0/270**

Birthdate  
**MAY 6, 1992**

Birthplace  
**UTENA, LITHUANIA**

Prior to NBA  
**LIETUVOS RYTAS**



**Transactions:** Selected by the Toronto Raptors in the first round (fifth overall) of the 2011 NBA Draft on June 23, 2011...Signed a multi-year contract with the Toronto Raptors on July 17, 2012...Signed a multi-year extension with the Toronto Raptors on Aug. 20, 2015...Traded by the Toronto Raptors with Delon Wright, C.J. Miles and a 2024 second round draft pick to the Memphis Grizzlies for Marc Gasol on Feb. 7, 2019...Re-signed with the Memphis Grizzlies to a multi-year contract on July 11, 2019...Acquired by New Orleans along with Devonte' Graham and the draft rights to Trey Murphy III in a three-team trade that sent Steven Adams, Eric Bledsoe, the draft rights to Ziaire Williams and Jared Butler, and a protected 2022 first round pick to Memphis, and Wes Iwundu, a future protected first round draft pick, and cash considerations to Charlotte (8/7/21)...Signed to a multi-year contract extension with the New Orleans Pelicans on 10/20/21.

**2022-23 (New Orleans):** Started in all 79 games he played in, averaging 14.1 points, 10.2 rebounds, 1.8 assists and 0.7 blocks in 24.9 minutes per game while shooting .547 from the floor, .349 from three-point range and .826 from the free throw line...Scored in double-figures 62 times, including 17 games with at least 20 points and three games of at least 30 points...Grabbed double-digit rebounds 48 times, including one game with at least 20 rebounds...Posted 43 double-doubles, which ranked fifth among NBA players...Finished the regular season ranked fifth in the NBA in total rebounds (804), 12th in the NBA in total offensive rebounds with 225, which led to him being tied for fifth in the NBA in second chance points with 3.6 points per game...Finished 1-of-11 NBA players to average a point/rebound double-double. Out of those 11 players, Valanciunas averaged the fewest minutes per game (24.9). Lastly, Valanciunas became the fifth player in NBA history to average a point/rebound double-double in 25 or less minutes per game...On 10/21 at CHA, notched 30 points and 17 rebounds, while converting 8-of-11 (.727) from the floor and 13-of-14 (.929) from the charity stripe...On 11/5 at ATL, grabbed 17 rebounds to go along with 13 points, one assist, one steal and a block...On 11/9 at CHI, notched 21 points, 13 boards, three assists and one steal...On 11/21 vs. GSW, notched his sixth double-double of the year, posting 10 points and 13 rebounds in only 23 minutes...On 11/23 at SAS, posted his seventh double-double of the season, notching 22 points and 10 boards in 26 minutes of play. Additionally, he knocked down 4-of-5 (.800) from three-point range...On 12/2 at SAS, notched his ninth double-double of the season (295th career double-double), posting 21 points and 11 rebounds, while shooting 8-of-11 (.727) from the field and a perfect 4-of-4 from the free throw stripe...On 12/19 vs. MIL, started the game scoring the first 15 points for New Orleans. His 15 straight points to start a game is ranked second in franchise history, behind Peja Stojaković who scored 20 points to start a game on 11/14/2006. Additionally, his 15 straight points to start a game ties the second-longest streak to start a game by any player over the last 10 seasons. He finished the first quarter with 15 points and six rebounds, converting 6-of-8 (.750) from the floor and 3-of-5 (.600) from three-point range. On the night Valanciunas scored a **season-high** 37 points and grabbed 18 rebounds. Additionally, he tied a **career-high** with seven made three-pointers. That performance marks his 298th career double-double and his 12th on the season...On 1/9 at WAS, scored 27 points, converting 10-of-15 (.667) from the floor and 7-of-8 (.875) from the free throw line. He added 12 boards and one assist. This marks his 20th double-double of the season...On 1/13 at DET, notched his 21st double-double of the season, posting 33 points and 16 rebounds. He converted 12-of-15 (.800) from the floor, 1-of-3 (.333) from three-point range and 8-of-10 (.800) from the free throw line...On 1/20 at ORL, scored his 10,000th career point. He posted 20 points and 10 boards on 9-of-19 (.474) from the floor and a perfect 1-of-1 from behind the arc. Valanciunas became the second Lithuanian-born player to record 10,000 career points at Orlando. He

## CAREER HIGHS

<b>PTS</b>	<b>39 @LAC 11/29/21</b>
<b>FGM</b>	<b>16 (Twice)</b>
<b>FGA</b>	<b>28 @PHX 3/30/19</b>
<b>3FGM</b>	<b>7 (Twice)</b>
<b>3FGA</b>	<b>10 MIL 12/19/22</b>
<b>FTM</b>	<b>16 WAS 4/3/13</b>
<b>FTA</b>	<b>18 WAS 4/3/13</b>
<b>OREB</b>	<b>12 IND 4/11/21</b>
<b>DREB</b>	<b>23 @ORL 3/22/19</b>
<b>TREB</b>	<b>25 SAC 2/28/20</b>
<b>ASTS</b>	<b>12 MIL 8/13/20</b>
<b>STLS</b>	<b>4 @POR 3/30/22</b>
<b>BLKS</b>	<b>7 @MEM 4/1/16</b>
<b>MINS</b>	<b>45 OKC 3/21/14</b>



# 17 JONAS VALANČIŪNAS

joins former Cavalier and Heat center Zdrunas Ilgauskas (10,596 career points)...On 3/17 at HOU, notched a **season-high** four blocks and 14 defensive rebounds to go along with 17 total rebounds and 22 points...On 3/27 at POR, grabbed a **season-high** 21 boards to go along with 10 points and two blocks...Missed three games on the season.

**Professional:** The 11-year NBA veteran has appeared in 774 games (745 starts) for the Toronto Raptors, Memphis Grizzlies and the New Orleans Pelicans...Has averaged 13.5 points, 9.5 rebounds, 1.2 assists and 1.0 blocks in 26.0 minutes while shooting .561 from the field, .357 from three-point range and .789 from the free throw line...Has scored in double-figures 555 times, including 131 games with at least 20 points and 16 games with at least 30 points...Has grabbed double-digit rebounds 385 times, including 11 games with at least 20 rebounds...His longest streak of consecutive games with double-digit rebounds is 23 (Mar. 2-Apr. 14, 2021)...Has posted 329 double-doubles...One of nine players in NBA history to shoot at least .530 from the field in all of his first eight seasons (Charles Barkley, Andris Biedrins, James Donaldson, Amir Johnson, DeAndre Jordan, Kevin McHale, Shaquille O'Neal and James Worthy)...**2021-22 (New Orleans):** Started in all 74 games he played in, averaging a **career-high** 17.8 points, 11.4 rebounds, 2.6 assists and 0.8 blocks in 30.3 minutes per game while shooting .544 from the floor, .361 from three-point range and .820 from the free throw line...Scored in double-figures 68 times, including 22 games with at least 20 points and three games of at least 30 points...Grabbed double-digit rebounds 52 times, including one game with at least 20 boards...Posted a **career-high** 50 double-doubles, which ranked third among NBA players...Shot 287-of-491 (.585) from the field this season while being defended 'tightly' (defender within 2-4 feet), which ranked 10th in the NBA in field goals made while defended tightly...Finished the regular season ranked fourth in the NBA in total rebounds (843), eighth in the NBA in total offensive rebounds with 226, which led to him being tied for fourth in the NBA in second chance points with 3.8 points per game...On 10/25 at MIN, posted 22 points and 23 rebounds, his first 20 point, 20 rebound game as a Pelican. He became the sixth player in New Orleans franchise history with a 20-point, 20-rebound game and the first to do it since Derrick Favors on November 14, 2019...On 11/2 at PHX, hit three three-pointers that led to 23 points, 14 rebounds, two assists and two steals. He converted 9-of-16 (.563) from the field and 3-of-4 (.750) from behind the arc...On 11/19 vs. LAC, converted 5-of-9 (.556) from three-point distance, to go along with 13 rebounds, two assists and a steal...On 11/29 at LAC, scored a **career-high** 39 points, converting 15-of-24 (.625) from the floor and a **career-high** 7-of-8 (.875) from three-point distance. He became the first player in NBA history with 35-plus points, 15-plus rebounds and seven-plus threes in fewer than 35 minutes. Additionally, he is the first player in Pelicans history to put up 35-plus points, 10-plus rebounds and seven-plus three-pointers in a single game...He is the first player in NBA history to sink seven three-pointers while grabbing seven offensive rebounds. Valančiūnas' 29 points on 11-15 from the floor (7-of-7 three-pointers) marks the most points in a half by a Pelican this season and the third-highest first half scoring total in franchise history, trailing only Anthony Davis (31) and Ryan Anderson (30)...On 1/4 vs. PHX, posted 25 points, 16 rebounds and two assists, while shooting 10-of-18 (.556) from the floor and 5-of-6 (.833) from the free throw line...On 1/9 at TOR, posted 20 points, 17 rebounds, including a **season-high** 15 defensive rebounds, and one assist...On 2/25 at PHX, posted 18 points and a game-high 17 rebounds. It marks his 12th game with 15-plus points and 15-plus rebounds in a Pelicans jersey, the fifth-most in franchise history...On 3/2 vs. SAC, notched 17 points and 14 rebounds. At the 11:41 mark of the first frame, he scored his 9,000-career point...On 3/13 vs. HOU, scored a game-high 32 points and grabbed 10 rebounds...On 4/1 at LAL, recorded his 50th double-double of the season, notching 17 points, 12 boards, six assists, a steal and a block in 38 minutes. He converted 6-of-10 (.600) from the field, 1-of-2 (.500) from three-point range and 4-of-5 (.800) from the free throw stripe...Missed eight games on the season...**Play-In Tournament:** Started both must-win games for New Orleans, averaging 12.5 points, 11.5 rebounds, 1.5 assists and 1.0 blocks, while shooting .522 from the floor and .500 from the charity stripe...On 4/13 vs. SAS, finished the game with 22 points, 14 rebounds, three assists, two blocks and a steal, while shooting 9-of-14 (.643) from the floor and 4-of-8 (.500) from the free throw line...**2020-21 (Memphis):** Played 62 games (61 starts), averaging 17.1 points and 12.5 rebounds in 28.3 minutes per game...Shot .592 from the field, .368 from three-point range and .773 from the free throw line...Scored in double-figures 57 times, including 19 games with at least 20 points and two games with at least 30 points...Grabbed double-digit rebounds 50 times, including four games with at least 20 rebounds...Posted 49 double-doubles...Grabbed his 5,000th career rebound on Dec. 30 at Boston...Posted eight straight double-doubles to start the season (Dec. 23-Jan. 7), stretching his double-double streak to a **career-high** 10 games dating back to 2019-20...Became the second player in franchise history (Zach Randolph) to record a double-digit double-double streak...Posted 27 points and 20 rebounds on Feb. 8 vs. Toronto...Registered 29 points, 20 rebounds and a **season-high** four blocks on March 10 vs. Washington...Grabbed 157 rebounds from March 10-26, breaking his own franchise record for total rebounds in any 10-game span...Scored a **season-high** 30 points (13-18 FG, 4-6 FT) to go with 15 rebounds on March 29 at Houston...Snared 225 rebounds from March 2-31, setting the franchise record for any 15-game span...Piled up 34 points and a **season-high** 22 rebounds, including a **career-high** 12 offensive rebounds, on April 11 vs. Indiana...Grabbed 10-plus rebounds in a franchise-record and **career-high** 23 consecutive games from March 2-April 14, the longest streak by any NBA player this season...Recorded a franchise-record 16 consecutive double-doubles from March 19-April 14...Missed 10 games...Sidelined five games due to injury, including three games (April 19-23) while in NBA concussion protocol and two games (May 11, May 14) with back soreness...Missed five games (Jan. 18-Feb. 4) due to health and safety protocols...Play-In: Averaged 16.0 points, 17.5 rebounds and 1.50 blocks in 32.0 minutes in two play-in games...Posted 25 points, 23 rebounds and three blocks in 38 minutes in the Nine-Ten Game on May 19 vs. San Antonio...**2019-20 (Memphis):** Started all of his 70 appearances during his eighth NBA season and averaged 14.9 points, 11.3 rebounds, 1.9 assists and 1.09 blocks in 25.3 minutes while shooting .585 from the field, .352 from three-point range and .740 from the free throw line...Set **career-highs** for rebounds per game, assists per game and field goal percentage...Ranked sixth in the NBA in rebounds per game and field goal percentage, ninth in two-point field goal percentage (.617) and effective field goal percentage (.606), 13th in true shooting percentage (.631) and 18th in Player Efficiency Rating (22.2)...Placed fifth in the league in total rebounds (788) and sixth in offensive rebounds (215) and eighth in defensive rebounds (575), the highest single season ranks in his career...Ranked second in the NBA in total rebounding average (13.2) and third in offensive rebounds per game (3.6) after the All-Star Break...Missed three games due to injury/illness, including two games (Dec. 1-2) due to illness and one game (Dec. 21) with right foot soreness...Scored in double-figures 54 times, including 17 games with at least 20 points and four games with at least 30 points...Grabbed double-digit rebounds 49 times, including one game with at least 20 rebounds...Posted 39 double-doubles, including one triple-double...One of two NBA players to record at least 30 double-doubles while averaging under 30 minutes per game (Joel Embiid)...Registered 16 points (5-11 FG, 3-5 3P, 3-3 FT) with 11 rebounds on Oct. 27 vs. Brooklyn, for three-pointers made...Recorded a **season-high** 32 points (12-17 FG, 8-10 FT), 13 rebounds and three steals on Dec. 4 at Chicago...Had a **season high** four blocks on Dec. 20 at Cleveland and equaled that total on Jan. 17 vs. Cleveland, Jan. 31 at New Orleans, Feb. 3 vs. Detroit and Feb. 7 at Philadelphia...Registered 31 points and 19 rebounds on Jan. 12 vs. Golden State...Recorded double-digit rebounds in 15 of his final 16 games (Feb. 3-March 10), including a **career-high** eight consecutive games from Feb. 26-March 10... Pulled down a **career-**



# 17 JONAS VALANČIŪNAS

**high** 25 rebounds on Feb. 28 vs. Sacramento and 19 boards on Feb. 29 vs. LA Lakers...His 44 total rebounds over two games (Feb. 28-29), 58 rebounds over three games (Feb. 28-March 2) and 150 rebounds over 10 games (Feb. 9-March 4) broke Zach Randolph's franchise records for those respective streaks...Had 27 points and 16 rebounds in a **season-high** 36 minutes on March 10 vs. Orlando...Averaged 15.3 points, 11.5 rebounds (2nd in the NBA) and 2.8 assists in 26.9 minutes during the Grizzlies' eight-game seeding schedule at Walt Disney World in Orlando...Posted his first career triple-double with 26 points, 19 rebounds and a **career-high** 12 assists in the regular season finale on Aug. 13 vs. Milwaukee...Recorded 22 points, 17 rebounds and six assists in 34 minutes in Memphis' play-in game on Aug. 15 vs. Portland...**2018-19 (Toronto/Memphis)**: Split his seventh NBA season with the Toronto Raptors and Memphis Grizzlies...Appeared in 49 games (27 starts) and averaged 15.6 points, 8.6 rebounds, 1.4 assists and 1.08 blocks in 22.3 minutes while shooting .559 from the field, .292 from deep range and .795 from the free throw line...In 30 games (10 starts) with the Raptors and averaged 12.8 points, 7.2 rebounds and 1.0 assists in 18.8 minutes before he was traded to Memphis with Delon Wright, C.J. Miles and a 2024 second round draft pick for Marc Gasol on Feb. 7...Broke out in his 19 games (17 starts) for the Grizzlies with averages of 19.9 points, 10.7 rebounds, 2.2 assists and 1.58 blocks in 27.7 minutes...Averaged 18.4 points, 10.0 rebounds, 1.7 assists and 1.44 blocks in 26.4 minutes in 27 games as a starter...Scored in double-figures 36 times, including 15 games with at least 20 points (11 with the Grizzlies) and two games with at least 30 points (both with Memphis)...Grabbed double-digit rebounds 18 times, including two game with at least 20 rebounds...Recorded 16 double-doubles (11 with the Grizzlies), including two games with at least 20 points and 20 rebounds and one game with at least 30 points and 20 rebounds...Averaged 20.2 points, 10.9 rebounds, 2.0 assists and 1.71 blocks in 28.4 minutes in 17 starts with the Grizzlies...Notched a **season-high** four blocks on Nov. 2 at Phoenix...Scored 26 points in 18 minutes on Dec. 5 vs. Philadelphia, a Raptors franchise record for points when playing fewer than 20 minutes...Racked up 23 points (9-11 FG, 5-8 FT) and 10 rebounds in 21 minutes off the bench in his Grizzlies debut on Feb. 12 vs. San Antonio, becoming one of three players in 2018-19 to post at least 20 points and 10 rebounds in his first game with a new team (Lakers' LeBron James on Oct. 18; Raptors' Kawhi Leonard on Oct. 17) and the first player to post 20-10 off the bench in his team debut since Boston's Brandon Bass (Dec. 25, 2011)...Tied a **career-high** with five assists on Feb. 13 at Chicago...Tallied a **season-high** tying four blocks on March 10 vs. Orlando...Posted a double-double in a **career-high** six straight games (March 20-30) and averaged 25.8 points, 16.7 rebounds, 2.5 assists and 2.17 blocks in 33.5 minutes over that span before sustaining the season-ending right ankle sprain on March 31...Became the first Grizzlies player since Zach Randolph (Dec. 18-30, 2009) to record at least 150 points and 100 rebounds in a six-game span...Scored 33 points (10-19 FG, 13-17 FT), including the game-winning free throw with 0.1 seconds left in overtime, with 15 rebounds (nine offensive) on March 20 vs. Houston...Posted 23 points and a **season-high** 24 rebounds, setting a franchise record with a career-best 23 defensive rebounds, with a **season-high** tying four blocks in a **season-high** 41 minutes on March 22 at Orlando...It marked the most defensive rebounds by an NBA player in a single game since Dwight Howard on Jan. 6, 2013...Led the Grizzlies with 27 points (12-25 FG, 3-5 FT) and 13 rebounds on March 27 vs. Golden State...Posted 34 points (14 in the fourth quarter), 20 rebounds, and five assists with two steals and two blocks in 34 minutes on March 30 at Phoenix, becoming the fourth player in franchise history to record a 30-point, 20-rebound game (Zach Randolph, Shareef Abdur-Rahim, Lorenzen Wright)...Missed a total of 33 games...Sidelined 30 games due to injury, including 25 games (Dec. 14-Feb. 5) with a left thumb dislocation suffered on Dec. 12 and the final five games of the season (April 3-10) with a grade II right ankle sprain suffered on March 31 at LA Clippers...Missed two games (Feb. 9, Feb. 22) for personal reasons...Missed one game (Feb. 7) due to a pending trade...**2017-18 (Toronto)**: Started all of his 77 appearances during his sixth NBA season and averaged 12.7 points, 8.6 points and 1.1 assists in 22.4 minutes while shooting .568 from the field, .405 from three-point range and .806 from the free throw line...Ranked eighth in the NBA in field goal percentage and set **career-highs** for three-pointers made (30) and attempted (74) and three-point field goal percentage (.405) after shooting just 1-for-4 from long range in his first five seasons combined...Placed 16th in the NBA in rebounds per game...Led the Raptors in scoring nine times and in rebounds a team-high 41 times...Scored in double-figures 51 times, including 13 games with at least 20 points...Grabbed double-digit rebounds 29 times...Posted a team-high 26 double-doubles...Recorded game highs with 25 points and 15 rebounds in the season opener on Oct. 19 vs. Chicago, setting a franchise record with his fourth career double-double on opening night...Recorded 13 points and 15 rebounds on Dec. 17 vs. Sacramento, passing Antonio Davis (110) for second on the Raptors' all-time double-double list...Scored all of his 20 points and grabbed nine of his 13 rebounds in the third quarter on Jan. 5 at Milwaukee, becoming the first player since Luis Scola (March 18, 2013) to outscore (20-19) and out rebound (9-3) an opposing team in a single quarter...Totaled 15 points and a **season-high** 18 rebounds on Jan. 11 vs. Cleveland...Finished with 16 points, 13 rebounds and three blocks on Jan. 24 at Atlanta, passing Vince Carter for third in franchise history for blocks...Recorded team highs of 26 points and 14 rebounds on March 13 at Brooklyn...Set **season-highs** with 28 points (12-16 FG, 2-2 3P, 2-2 FT) and four blocks to go with 14 rebounds on Jan. 26 vs. Utah...Contributed 16 points and a **season-high** tying 18 rebounds on March 15 at Indiana...Missed a total of five games...Missed one game (April 8) due to rest...Sidelined four games (Oct. 23-30) with a left ankle sprain sustained in the first half on Oct. 21 vs. Philadelphia...**2016-17 (Toronto)**: Started all of his 80 games played during his fifth NBA season and averaged 12.0 points and 9.5 rebounds in 25.8 minutes while shooting .557 from the field and .811 from the free throw line...Tied for eighth in the NBA in field goal percentage and ranked 14th in the league in rebounds per game...Missed two games (Nov. 6-9) with a left knee contusion...Led the Raptors in scoring three times and in rebounding 53 times...Scored in double-figures 56 times, including seven games with at least 20 points and one 30-point effort...Grabbed double-digit rebounds 39 times...Posted a team-high 29 double-doubles...Scored 32 points (10-15 FG, 12-14 FT) and added 11 rebounds on Oct. 26 vs. Detroit for his third opening-night double-double, tying Chris Bosh for the most in franchise history...Posted double-digit rebounds in five consecutive games twice (Jan. 10-18, Dec. 5-14)...Recorded 18 points and 23 rebounds (11 offensive) on Jan. 10 vs. Boston...Passed Antonio Davis (2,839) for second on the Raptors' all-time rebounds list on Feb. 8 at Minnesota...Blocked a **season-high** three shots on Jan. 22 vs. Phoenix...Registered his 100th career double-double with 11 points and 12 rebounds on March 10 at Atlanta...Finished with 16 points and 17 rebounds on March 31 vs. Indiana, setting a franchise record for rebounds in a quarter with 13 boards in the third...Made his first career three-pointer on April 12 at Cleveland...**2015-16 (Toronto)**: Appeared in 60 games (59 starts) during his fourth NBA season and averaged 12.8 points, 9.1 rebounds and 1.33 blocks in 25.9 minutes while shooting .565 from the field and .761 from the free throw line...Finished sixth in the NBA in field goal percentage and 15th in the league in rebounds per game...Led the team in rebounding 37 times...Scored in double-figures 46 times, including seven games with at least 20 points...Grabbed double-digit rebounds 27 times...Posted a team-high 22 double-doubles...Blocked a **career-high** seven shots and three steals on April 1 at Memphis...Tied a **season-high** with 18 rebounds on March 25 at Houston...Scored in double-figures in a **career-high** 17 consecutive games from Feb. 1-March 12, averaging 13.8 points...Grabbed a **season-high** 18 rebounds on Jan. 28 vs. New York...Contributed 21 points and 15 rebounds on Oct. 28 vs. Indiana...Missed a total of 22 games...Away from the team for the season finale (April 13) due to rest...Sidelined 21 games due to injury, including four games (March 15-20) with a left hand contusion and 17 games (Nov. 22-Dec. 26) with a fracture of the fourth metacarpal of his left hand sustained in the first half on Nov. 20 at LA Lakers...**2014-15 (Toronto)**:



# 17 JONAS VALANČIŪNAS

Started all 80 of his appearances in his third NBA season and averaged 12.0 points, 8.7 rebounds and 1.19 blocks in 26.2 minutes while shooting .572 from the field and .786 from the free throw line...Ranked second in the NBA in field goal percentage and 19th in rebounds per game...Led the team in rebounding 47 times...Scored in double-figures 49 times, including eight games with at least 20 points and one game with at least 30 points...Grabbed double-digit rebounds 31 times...Posted 22 double-doubles...Grabbed a **season-high** eight offensive rebounds on Feb. 20 at Atlanta...Blocked a **season-high** five shots on March 30 vs. Houston...Collected a **season-high** 16 rebounds on Feb. 8 vs. San Antonio...Scored a **season-high** 31 points (14-15 FG, 3-4 FT) to go with 12 rebounds on Jan. 12 vs. Detroit...Missed two games, including one game (March 13) for personal reasons and one game (Nov. 5) with a right hand contusion...**2013-14 (Toronto)**: Started all 81 of his games played in his second NBA season and averaged 11.3 points and 8.8 rebounds in 28.2 minutes while shooting .531 from the field and .762 from the free throw line...Started and played 19 minutes for Team Hill in the BBVA Compass Rising Stars Challenge at All-Star Weekend in New Orleans, finishing with four points, two rebounds and two assists...Scored in double-figures 49 times, including five games with at least 20 points...Grabbed double-digit rebounds 32 times, including one game with at least 20 rebounds...Posted 25 double-doubles...Collected a **season-high** 21 rebounds on April 11 vs. New York...Scored a **season-high** 26 points on April 9 vs. Philadelphia...Played a **career-high** 45 minutes on March 21 vs. Oklahoma City...Blocked a **season-high** four shots on Dec. 14 at Chicago...Missed one game (March 19) with a sprained lower back sustained on March 18 at Atlanta...**2012-13 (Toronto)**: Appeared in 62 games (57 starts) in his NBA rookie campaign and averaged 8.9 points, 6.0 rebounds and 1.26 blocks in 23.9 minutes while shooting .556 from the field and .789 from the free throw line...Selected to the 2012-13 NBA All-Rookie Second Team...Named Eastern Conference Rookie of the Month for March after averaging 11.4 points and 7.3 rebounds while shooting .620 from the field in 15 games...Ranked among the Top 3 among rookies for field goal percentage, rebounds and blocks...Led the Raptors in rebounding 18 times...Scored in double-figures 28 times...Grabbed double-digit rebounds 10 times...Posted eight double-doubles...Averaged 9.4 points, 6.1 rebounds and 1.30 blocks in 25.0 minutes in 57 starts...Joined Damon Stoudamire as the only rookies in team history to post a double-double (12 points, 10 rebounds) in his NBA debut on Oct. 31 vs. Indiana...Became the fifth rookie in franchise history to start on opening night...Made 28 straight starts before being placed on the inactive list with a fractured metacarpal in his right ring finger; became the first rookie to start each of his team's first 20 games of a season as a center since Shaquille O'Neal started Orlando's first 67 games in 1992-93...Grabbed a **season-high** 13 rebounds on Feb. 8 at Indiana...Recorded 14 points and matched a **season-high** with 13 rebounds with four blocks on March 29 at Detroit...Blocked a **season-high** five shots on April 1 vs. Detroit...Poured in a season-best 24 points and set team rookie records shooting 16-for-18 from the free throw line on April 3 vs. Washington...Missed 20 games due to injury, including two games (April 12-14) due to a flexion extension injury of his neck and 18 games (Dec. 26-Jan. 30) with a fractured metacarpal on his right ring finger sustained on Dec. 21 vs. Orlando.

**Playoffs**: Has competed in 54 postseason games (47 starts) and has averaged 13.1 points, 10.0 rebounds and 0.9 blocks in 26.6 minutes while shooting .549 from the floor, .250 from three-point range and .759 percent from the free throw line with the Toronto Raptors and New Orleans Pelicans...Has scored in double-figures 34 times, including five games with at least 20 points...Has grabbed double-digit rebounds 24 times, including two games with at least 20 rebounds...Has posted 21 double-doubles, including one game with at least 20 points and 20 rebounds...**2022 (New Orleans)**: Started all six of New Orleans' postseason games, averaging 14.5 points, 14.3 rebounds and 3.0 assists, while shooting .485 from the floor, .167 from three-point distance and .769 from the free throw line...On 4/17 at PHX, scored 18 points, to go along with a game-high 25 rebounds...His 25 rebounds marked a postseason **career-high**, while matching his **career-high**, regular season or playoffs, having also grabbed 25 boards on 2/20/20 vs. SAC while with Memphis...Valančiūnas' 25 rebounds are the most by any NBA player in a postseason game since current Suns center Bismack Biyombo grabbed 26 on 5/21/16 vs. CLE while with Toronto...On 4/28 vs. PHX, finished with 10 points, eight rebounds, four assists and one steal...He totaled 86 rebounds over six playoff games this postseason, the most in the league up to this point...He is one of only five players since 2010 to reach 86 total rebounds in just the first six games of the playoffs (one of 15 players since 1999)...**2018 (Toronto)**: Appeared in all 10 of the Raptors' postseason games (nine starts) and averaged 14.6 points, 10.5 rebounds and 1.50 blocks in 24.4 minutes while shooting .542 from the field and .824 from the charity stripe...Scored in double-figures nine times, including one game with at least 20 points...Grabbed double-digit rebounds six times, including one game with at least 20 rebounds...Posted six double-doubles, including one game with at least 20 points and 20 rebounds...Averaged 13.5 points, 9.3 rebounds, 1.0 assists and 1.33 blocks in 24.6 minutes during Toronto's six-game First Round series with the Washington Wizards...Recorded 16.3 points, 12.3 rebounds, 1.5 assists and 1.75 blocks in 24.2 minutes in the Raptors' four-game Eastern Conference Semifinals series against the Cleveland Cavaliers...Recorded 21 points and a playoff **career-high** 21 rebounds in 34 minutes in Game 1 on May 1 vs. Cleveland...**2017 (Toronto)**: Appeared in 10 postseason games (six starts) and averaged 11.2 points and 6.7 rebounds in 22.6 minutes while shooting .543 from the field and .727 from the free throw line...Scored in double-figures five times, including one game with at least 20 points...Hauled in double-digit rebounds once and posted one double-double...Averaged 9.3 points and 7.2 rebounds in 21.1 minutes in Toronto's six-game First Round series against the Milwaukee Bucks...Recorded 14.0 points, 6.0 rebounds and 1.00 blocks in the Raptors' four-game Eastern Conference Semifinals series with the Cleveland Cavaliers...Had 23 points in 20 minutes off the bench in Game 2 on May 3 at Cleveland...**2016 (Toronto)**: Saw action in 12 postseason games (10 starts) and averaged 13.8 points, 10.8 rebounds and 1.17 blocks in 26.7 minutes while shooting .567 from the field and .744 from the free throw line, helping guide the Raptors to the Eastern Conference Finals...Scored in double-figures nine times, including two games with at least 20 points...Grabbed double-digit rebounds seven times...Posted six double-doubles...Averaged 13.6 points, 11.9 rebounds and 1.43 blocks in 26.3 minutes in the Raptors' seven-game First Round series against the Indiana Pacers...Recorded 18.3 points, 12.7 rebounds, 2.0 assists and 1.33 blocks in 33.7 minutes in the first three games of the Raptors' Eastern Conference Semifinals series against the Miami Heat...Missed eight games after suffering a right ankle sprain in Game 3 on May 7 at Miami...Returned in Game 5 of the Eastern Conference Finals against the Cleveland Cavaliers, scoring nine points in 18 minutes off the bench...**2015 (Toronto)**: Started every game and averaged 11.3 points and 9.3 rebounds in 26.4 minutes while shooting .500 from the field and .875 from the free throw line during the Raptors' four-game First Round series against the Washington Wizards...Scored in double-figures twice...Grabbed double-digit rebounds twice...Posted one double-double...**2014 (Toronto)**: Started all seven games of the Raptors' First Round series against the Brooklyn Nets and averaged 10.9 points, 9.7 rebounds and 1.00 blocks in 28.6 minutes while shooting .633 from the field and .636 from the free throw line...Scored in double-figures four times...Grabbed double-digit rebounds three times...Posted three double-doubles, including playoff **season-highs** with 17 points and 18 rebounds in Game 1 on April 19 vs. Brooklyn.

# 17 JONAS VALANČIŪNAS

**International: 2023 (Lithuania):** Played a total of 29.6 minutes for Lithuania at the 2023 FIBA World Cup...Averaged 14.5 points, 11 rebounds, and 1.5 assists...Started playing professionally for Perlas in 2008...During the 2008–09 season the team played in the Lithuanian National Basketball League (NKL), Lithuania's second strongest league, but moved up to the top-tier Lithuanian Basketball League (LKL) the following season...In January 2009 Valančiūnas signed a long-term contract with Lithuanian powerhouse Lietuvos Rytas...On 17 January 2010, Valančiūnas finally moved to Lietuvos Rytas. A month after that Lietuvos Rytas won the 2010 edition of Lithuanian Basketball Federation LKF Cup...While playing there, has played in the LKL Finals three times, in 2010, 2011 and 2012...The team won the 2010 series against Žalgiris 4–3, but lost to the same team the following year 1–4 and 0–3 in 2012...Became February's MVP in the VTB United League in 2012...Two months later he won the EuroCup Rising Star award and was named in the All-EuroCup squad. He averaged 10.8 points, 7.6 rebounds and 1.6 blocks while shooting .634 from the field, leading Lietuvos Rytas to third place...Participated in three LKL All-Star Games, the 2010, 2011 and 2012 LKL All-Star Games...During the 2011 All-Star Game, scored 18 points and grabbed 10 rebounds, helping the "Lithuanians" win the game...He was named as the 2011 LKL All-Star Game MVP...During the 2012 game he led his team to victory, scoring 25 points including one three-pointer, grabbing 13 rebounds and dishing out 6 assists. He won the MVP award once again...Was named Lithuanian Basketball Player of the Year three times – in December 2011, December 2012, and on 17 December 2014...He was also twice named the FIBA European Young Player of the Year, in February 2012 and February 2013...**2011-12 (Lietuvos Rytas):** Appeared in a total of 69 games (54 starts) for Lietuvos Rytas and averaged 11.7 points, 7.4 rebounds and 1.67 blocks in 23.2 minutes while shooting .623 from the field and .803 from the free throw line...2011-12 FIBA Europe Young Men's Player of the Year...Competed in 23 games (17 starts) in the LKL and averaged 14.2 points, 7.4 rebounds and 1.87 blocks in 24.0 minutes while shooting .665 from the floor and .825 from the charity stripe...Named Most Entertaining Player in the Lithuanian League All-Star Game...Saw action in 23 games (17 starts) in the VTB United League and averaged 10.7 points, 7.3 rebounds and 1.70 blocks in 23.0 minutes while shooting .585 from the field and .793 from the free throw line...VTB United February Player of the Month...All-Eurocup First Team...Eurocup Rising Star Trophy winner, which recognizes the most outstanding player under 22...Started all four of his games in the BBL Elite Division and averaged 10.3 points, 7.0 rebounds, 1.3 assists and 1.00 blocks in 23.6 minutes while shooting .571 from the field and .692 from the free throw line...Played three games (one start) in the Euroleague Qualifier and averaged 8.0 points, 6.3 rebounds and 1.33 blocks in 18.5 minutes...**2010-11 (Lietuvos Rytas):** Competed in 33 games and averaged 11.5 points, 7.3 rebounds and 1.79 blocks in 20.6 minutes while shooting .668 from the field in the Lithuanian League...Ranked first in the league in blocks, third in rebounds and second in field goal percentage (.668)...Scored in double-figures in 22 games and grabbed double-digit rebounds nine times...Averaged 7.3 points, 5.1 rebounds and 1.4 blocks in 17.3 minutes in nine games in the VTB United League...Appeared in 15 games (five starts) in the Euroleague and averaged 7.7 points and 5.8 rebounds in 14.9 minutes...Saw action in four games in the Baltic League and averaged 12.0 points, 5.3 rebounds and 1.8 blocks in 20.8 minutes while shooting .792 from the field...**2009-10 (Perlas Vilnius/Lietuvos Rytas):** Started the season in the Lithuanian League with Perlas Vilnius, averaging 11.6 points, 7.5 rebounds, 1.5 blocks and 21.9 minutes in 13 appearances...Played in eight Baltic League games, posting 12.4 points, 8.6 rebounds and 2.4 blocks...Joined Lietuvos Rytas in January and averaged 8.9 points, 5.1 rebounds and 1.2 blocks in 16.9 minutes in Lithuanian League play...Participated in eight Baltic League games with Lietuvos Rytas and averaged 11.0 points, 5.1 rebounds and 1.4 blocks...Competed with Lietuvos Rytas' junior team in the Ciutat de l'Hospitalet tournament, a qualification for the Nike International Junior Tournament, and averaged 21.5 points, 13.5 rebounds and 4.0 blocks in 28.4 minutes over four contests...Recorded 33 points vs. KK Split's junior squad and 24 rebounds against Unicaja's junior team...**2008-09 (Perlas Vilnius):** Averaged 10.1 points, 7.8 rebounds and 2.1 blocks for Perlas Vilnius in Lithuania's second division (NKL)...Competed at the Nike International Junior Tournament for Lietuvos Rytas' junior team, averaging 16.1 points, 10.9 rebounds and 2.9 blocks in 21.3 minutes in eight games.

**Personal:** While with the Raptors, sponsored a ticket program for youth in the Lithuanian/Canadian community and surprised youth basketball players at clinics in Toronto...Participated in the NBA and FIBA Basketball Without Borders Europe camp in Istanbul, Turkey in June 2008.

## NBA REGULAR SEASON STATS

SEASON	TEAM	GP	MIN	FGM	FGA	FG%	FTM	FTA	FT%	OREB	DREB	TREB	AST	TO	STL	BLK	PF	PTS	PPG	RPG	APG
2012-13	TOR	62	1482	204	366	0.557	146	185	0.789	121	251	372	45	94	17	78	188	554	8.9	6.0	0.7
2013-14	TOR	81	2282	359	676	0.531	198	260	0.762	226	488	714	57	136	24	71	249	916	11.3	8.8	0.7
2014-15	TOR	80	2096	373	652	0.572	217	276	0.786	215	478	693	39	109	33	95	222	963	12.0	8.7	0.5
2015-16	TOR	60	1557	303	536	0.565	162	213	0.761	184	363	547	42	85	25	80	158	768	12.8	9.1	0.7
2016-17	TOR	80	2066	391	702	0.557	176	217	0.811	226	533	759	57	106	37	63	216	959	12.0	9.5	0.7
2017-18	TOR	77	1727	390	687	0.568	170	211	0.806	183	477	660	81	115	29	69	192	980	12.7	8.6	1.1
2018-19	TOR/MEM	49	1091	301	538	0.559	147	185	0.795	106	313	419	70	90	19	53	146	763	15.6	8.6	1.4
2019-20	MEM	70	1845	432	739	0.585	148	200	0.740	213	575	788	131	127	30	76	185	1044	14.9	11.3	1.9
2020-21	MEM	62	1755	440	743	0.592	157	203	0.773	253	523	776	112	100	35	57	179	1058	17.1	12.5	1.8
2021-22	NOP	74	2240	510	938	0.544	237	289	0.820	226	617	843	190	179	41	60	247	1314	17.8	11.4	2.6
2022-23	NOP	79	1968	446	816	0.547	185	224	0.826	225	579	804	140	159	20	52	245	1115	14.1	10.2	1.8
<b>TOTALS</b>	<b>--</b>	<b>774</b>	<b>20109</b>	<b>4149</b>	<b>7393</b>	<b>0.561</b>	<b>1943</b>	<b>2463</b>	<b>0.789</b>	<b>2178</b>	<b>5197</b>	<b>7375</b>	<b>964</b>	<b>1300</b>	<b>310</b>	<b>754</b>	<b>2227</b>	<b>10434</b>	<b>13.5</b>	<b>9.5</b>	<b>1.2</b>

3-POINT FG: 2012-13, 0-0 (.000); 2013-14, 0-1 (.000); 2014-15, 0-1 (.000); 2015-16, 0-0 (.000); 2016-17, 1-2 (.500); 2017-18, 30-74 (.405); 2018-19, 14-48 (.292); 2019-20, 32-91 (.352); 2020-21, 21-57 (.368); 2021-22, 57-158 (.361); 2022-23, 38-109 (.349); TOTALS: 193-541 (.375)

## NBA POSTSEASON STATS

SEASON	TEAM	GP	MIN	FGM	FGA	FG%	FTM	FTA	FT%	OREB	DREB	TREB	AST	TO	STL	BLK	PF	PTS	PPG	RPG	APG
2013-14	TOR	7	200	31	49	0.633	14	22	0.636	19	49	68	2	19	0	7	22	76	10.9	9.7	0.3
2014-15	TOR	4	106	19	38	0.500	7	8	0.875	9	28	37	2	4	2	1	7	45	11.3	9.3	0.5
2015-16	TOR	12	321	68	120	0.567	29	39	0.744	48	81	129	11	18	10	14	32	165	13.8	10.8	0.9
2016-17	TOR	10	226	44	81	0.543	24	33	0.727	9	58	67	2	13	2	6	22	112	11.2	6.7	0.2
2017-18	TOR	10	244	58	107	0.542	28	34	0.824	30	75	105	12	19	4	15	22	146	14.6	10.5	1.2
2020-21	MEM	5	166	33	58	0.569	7	8	0.875	20	29	49	13	10	3	3	18	75	15.0	9.8	2.6
2021-22	NOP	6	175	33	68	0.485	20	26	0.769	33	53	86	18	12	4	1	17	87	14.5	14.3	3.0
<b>TOTALS</b>	<b>--</b>	<b>54</b>	<b>1438</b>	<b>286</b>	<b>521</b>	<b>0.549</b>	<b>129</b>	<b>170</b>	<b>0.759</b>	<b>168</b>	<b>373</b>	<b>541</b>	<b>60</b>	<b>95</b>	<b>25</b>	<b>47</b>	<b>140</b>	<b>706</b>	<b>13.1</b>	<b>10.0</b>	<b>1.1</b>

3-POINT FG: 2013-14, 0-0 (.000); 2014-15, 0-0 (.000); 2015-16, 0-0 (.000); 2016-17, 0-1 (.000); 2017-18, 2-5 (.400); 2020-21, 2-8 (.250); 2021-22, 1-6 (.167); TOTALS: 5-20 (.250)



# 1 ZION WILLIAMSON

Position  
**FORWARD**

NBA Experience  
**3**

Height/Weight  
**6-6/285**

Birthdate  
**JULY 6, 2000**

Birthplace  
**SALISBURY, N.C.**

College  
**DUKE**

High School  
**SPARTANBURG DAY SCHOOL**  
(Spartanburg, S.C.)



**Transactions:** Selected by New Orleans with the first pick in the 2019 NBA Draft...Signed by New Orleans on 7/1/19...Signed contract extension with New Orleans on 7/6/22.

**2022-23 Season:** Started all 29 games he appeared in, averaging 26.0 points, 7.0 rebounds, 4.6 assists and 1.1 steals in 33.0 minutes per game...Shot .608 from the floor, .368 from three-point range and .714 from the free throw line...Scored 30-plus points nine times...Notched 20-plus points 23 times...Scored in double-figures in 28 games...Posted five double-double...Was named the Western Conference Player of the Week for games played December 5-11. During that stretch, he led New Orleans to a 3-0 week, recording averages of 33.0 points (second among Western Conference players), 8.3 rebounds, 4.0 assists and 1.0 steals in 37.3 minutes per contest, while shooting 70.4 percent from the field (first in the NBA among players that registered 13.0 or more field goal attempts per game). Williamson finished the week as one of two players in the West to average at least 30 points per game and the only Western Conference player to average at least 30 points and eight rebounds. Williamson also averaged an NBA-best 24.0 points in the paint per game during this stretch...On 10/19 at BKN, scored 25 points, converting 11-of-22 (.500) from the floor and 3-of-4 (.750) from the free throw line. He added nine boards, three assists and a **season-high** four steals in 30 minutes of action... On 11/2 at LAL, scored 27 points, shooting 11-of-21 (.524) from the floor and 5-of-8 (.625) from the free throw line...On 11/5 at ATL, posted 29 points, converting 11-of-20 (.55) from the floor and 7-of-10 (.700) from the free throw line. He added eight rebounds and four assists...On 11/10 vs. POR, scored 29 points, shooting 9-of-14 (.643) from the floor, a perfect 1-of-1 from three-point distance and sunk 10-of-15 (.667) from the charity stripe. This is the sixth time this season Williamson has scored 20-plus points...On 11/23 at SAS, finished the game with 32 points and 11 rebounds, notching his fifth-career 30/10 game. He scored 28 of his 32 total points in the paint, which is tied for the most points anyone has had in a single game all season. Williamson only played 26 minutes and posted 32 points and 11 rebounds, there are only eight other players in NBA history to have been able to do that. Lastly, Williamson finished the last three quarters of the game shooting perfect 11-of-11 from the floor...On 11/28 vs. OKC, led the way scoring a team-high 23 points to go along with eight boards, eight assists and a **career-high** three blocks. Williamson converted 11-of-18 (.611), which marks his third consecutive game shooting .500 or better from the field. At the 8:54 mark of the first quarter, Williamson received his first technical foul call of his career... On 11/30 vs. TOR, scored 33 points, converting 12-of-15 (.800) from the floor and 9-of-12 (.750) from the free throw line. This marks the fourth consecutive game he has shot 50.0% or better from the floor. Additionally, Williamson posted his third double-double of the year and his 19th career double-double...On 12/2 at SAS, notched his third 30-point game of the season, scoring 30 points to go along with a **career-high** 15 rebounds and eight assists. Williamson converted 9-of-14 (.643) from the floor, which marks the fifth consecutive game that he has shot 50.0% or better from the floor. Additionally, Williamson sunk 12-of-13 (.923) from the free throw line. This marks his fourth double-double of the season...On 12/9 vs. PHX, scored 35 points, shooting 13-of-17 (.765) from the floor and 9-of-12 (.750) from the charity stripe along with 10 rebounds to mark his sixth double-double of the season...On 12/11 vs. PHX, scored 35 points, converting 14-of-21 (.667) from the floor, 2-of-3 (.667) from three-point range and 5-of-7 (.714) from the free throw line. This marks his ninth consecutive game shooting 50.0% or better from the floor...On 12/17 at PHX, tossed out a **career-high** nine assists to go along with 30 points, three rebounds and a block...On 12/28 vs. MIN, returned to the Pelicans lineup after missing three games due to health and safety protocols. He posted a **career-high** 43 points, converting 14-of-2 (.667) from the field, a perfect 1-of-1 from three-point range and a **career-high** 14-of-19 (.737) from the free throw stripe. In the second

## CAREER HIGHS

<b>PTS</b>	43 MIN 12/28/22
<b>FGM</b>	16 (Twice)
<b>FGA</b>	28 PHI 4/9/21
<b>3FGM</b>	4 SAS 1/22/20
<b>3FGA</b>	4 SAS 1/22/20
<b>FTM</b>	14 MIN 12/28/22
<b>FTA</b>	19 (Twice)
<b>OREB</b>	8 @SAS 2/27/21
<b>DREB</b>	12 PHI 4/9/21
<b>TREB</b>	15 (Twice)
<b>ASTS</b>	9 @PHX 12/17/22
<b>STLS</b>	5 SAS 12/27/20
<b>BLKS</b>	3 (3 Times)
<b>MINS</b>	42 (4 Times)

# 1 ZION WILLIAMSON

half, Williamson scored 33 points, which is tied for the most points in any half in franchise history...On 12/30 vs. PHI, tallied 36 points five rebounds, two assists, converting 13-of-19 (.684) from the field and 10-of-16 (.625) from the free throw stripe...Missed 53 games on the season.

**Professional:** In 114 career appearances (all starts) with New Orleans, averaging 25.8 points, 7.0 rebounds, and 3.6 assists, while shooting .605 from the floor, .345 from three-point range and .691 from the free throw line...Has scored in double-figures 112 times, including 96 performances of 20 or more points and 33 times he has scored 30-plus points in a game...Has posted 21 double-doubles...**2021-22 Season:** Missed the entire regular season due to a right foot injury...**2020-21 Season:** Scored in double-figures in all contests, including 33 games of 20 or more points and 21 30-plus point performances... Shot .611 from the floor (8th in NBA), .294 from deep, and .698 from the foul line... Named to the 2021 NBA All-Star Game, becoming the 10th player in NBA history to earn All-Star recognition prior to turning 21, and the fourth youngest player in NBA history behind Kobe Bryant, LeBron James and Magic Johnson...Recorded 20-plus points in 25 straight games (2/5-4/6), marking the longest streak in NBA history for a player under 21 years old. He secured the record in the Pelicans' win over the Lakers on 3/23...Averaged 27.0 points on .611 shooting from the floor, becoming the first player in NBA history to average 27 points on .600 shooting for an entire season. Williamson becomes the fourth player in NBA history to average at least 24 points on 60% shooting for a season, joining elite company (Kevin McHale (BOS) 1986-87: 26.1 PPG; .604 FG%, Kareem Abdul-Jabbar (LAL) 1979-80: 24.8 PPG; .604 FG% and Wilt Chamberlain (PHI) 1966-67: 24.1 PPG; .683 FG%)...Through first 60 career games, scored 1,457 points, trailing only Michael Jordan (1,664) for the most in the last 40 seasons, and posted 20-plus points 49 times, trailing only Jordan (52) for the most 20-point performances...Scored his 2,000th career point at the 8:42 mark of the second quarter at SAS (4/24). It only took Williamson 79 games to reach 2,000 career-points, which is the quickest to score 2,000 points in Pelicans franchise history. Chris Paul (11 games) and Anthony Davis (19 games) are the next quickest players to score 2,000 career-points in franchise history. This also marks the fewest number of games needed to reach 2,000 points since Michael Jordan (73 games) in 1985...Finished with his third-best scoring performance of his career, tallying 37 points on 15-of-28 (.536) field goals vs. PHI (4/9). To go along with his scoring, Williamson set a new **career-high** in rebounds with 15, tallying his 12th double-double on the season. Williamson also matched his **career-high** with eight assists. He is the second player in franchise history to record a stat line of at least 37 points, 15 rebounds and eight assists, joining DeMarcus Cousins...Scored 16 points, which ended his streak of scoring 20-plus points in 25 straight games at BKN (4/7)...Recorded his fifth 30-point game while shooting over .750 from the field, becoming the first player in NBA history to do so before turning 21 years old. Only Shaquille O'Neal (3) and Kevin Garnett (2) have also recorded multiple such games... Scored 39 points, his 11th game scoring 30-plus points on the season to go along with 10 rebounds, his 11th double-double on the season and his second game of 30-plus points and 10-plus rebounds. Williamson also recorded five assists, two blocks and one steal vs. DEN (3/26)... Averaged 27.3 points on .647 shooting from the floor in the month of February, becoming the first player to average at least 25 points while shooting .600 shooting from the floor in a month since Shaquille O'Neal in January of 2005 (min. 15 games)...In 40 minutes played, notched 28 points, 10 boards, four assists and one block vs. BOS (2/21)...Notched an impressive outing in his 50th career game, recording 31 points on 13-of-16 (.812) shooting from the floor at MEM (2/16). Through his first 50 games, Williamson posted 1,180 career points, ranking first among active players through their first 50 games (Blake Griffin ranks second with 1,144), recorded his ninth career 30-point outing, tying Blake Griffin for the most by an active player in their first 50 games, and notched a .600 shooting percentage, ranking fourth all-time in NBA history for the highest field goal percentage in a player's first 50 games (min. 250 FGA)...Shot a career-best 14-of-15 (.933) from the floor and 8-of-11 (.727) from the free throw line, scoring 36 points to go along with four assists and two steals at DAL (2/12)...Recorded his 1,000th career point in his 44th career regular season game as a pro at IND (2/5). He became the first player since Blake Griffin to get to 1,000 points by their 44th career game, and the two players are tied for the shortest amount of games to get there by active players...Finished with 31 points on 13-of-15 shooting from the field, including a perfect 5-of-5 from the free throw line at SAC (1/17). Williamson's field goal percentage (.866) is the highest shooting percentage in a 30-point game in Pelicans franchise history and also became the youngest player in the last 35 seasons with at least 30 points while shooting 85-percent or better from the field, while going perfect at the charity stripe...Snatched a **career-high** five steals, to go along with 18 points, 11 rebounds and one block vs. SAS (12/27)...**2019-20 Season:** Appeared in 24 games (all starts) for New Orleans in his rookie campaign, averaging 22.5 points, 6.3 rebounds, and 2.1 assists in 27.8 minutes per game...Scored in double-figures in all but one contest, including 19 games of 20 or more points and three 30-plus point performances...Shot .583 from the floor, .429 from deep, and .640 from the foul line...Holds the second-highest scoring average through his first 24 career games since 1983, trailing only Michael Jordan (24.8)...Among all rookies (no qualifiers), Williamson ranked first in PPG, FGM (8.8), 0-RPG (2.7) and second in RPG...Averaged 16.8 points in the paint, ranked second in the NBA, 4.2 second chance points, ranked fourth in the NBA, and 3.6 fast-break points, ranked 12th in the NBA...Selected to participate in the 2020 Rising Stars Game at NBA All-Star Weekend in Chicago as a member of Team USA, tallying 14 points, one assist, and two rebounds...Prior to the NBA restart, averaged 23.6 points, 6.8 rebounds, and 2.2 assists in 19 games (all starts)...Tallied 20-plus points in 13 consecutive games from 1/31-3/4, the second-longest 20-point streak by a rookie since 2000 (Blake Griffin - 14, 2010-11)...Scored a season-best 35 points on 12-of-16 from the floor and 11-of-13 from the foul line vs. LAL (3/1)...Notched 30-plus points for the second consecutive game, racking up 32 points to go along with six rebounds vs. OKC (2/13)...Earned Kia NBA Western Conference Rookie of the Month honors for February, appearing in nine games while averaging 25.7 points on .563 shooting from the floor, 6.2 rebounds (including 3.2 offensive), 2.6 assists and 1.0 steals...Finished with 31 points on 10-of-17 shooting to go with nine rebounds and five assists vs. POR (2/11)... Williamson became just the fourth Pelicans rookie to score 30 points, joining JR Smith, Darren Collison and Marcus Thornton, and became just the seventh rookie to post at least 31 points, nine rebounds and five assists in one of his first nine career games, and the first since 1992 (Tom Gugliotta)...Scored 24 points on 9-of-15 from the floor to go along with six boards and three assists vs. MEM (1/31)...Notched his first career double-double with 21 points and 11 boards vs. BOS (1/26)...Made his NBA debut vs. SAS (1/22), tallying 22 points, seven rebounds, and three assists. Scored 17 straight points in the fourth quarter in which he shot 6-of-8 from the field and a perfect 4-of-4 from deep...Williamson became the first player in NBA history to score at least 22 points while playing less than 20 minutes in his debut game.

**College (Duke: 2018-19):** NCAA Player of the Year by Naismith, Wooden, NABC, USBWA, AP and The Sporting News...Only the third freshman to receive the AP honor in its 58-year history, joining Kentucky's Anthony Davis and Texas's Kevin Durant...Recipient of the Karl Malone Award, honoring the top power forward in college basketball...Selected as the National Freshman of the Year by both the NABC and USBWA...Consensus All-America First Team selection...Finished 16th nationally and second in the ACC in scoring (22.6 ppg)...Ranked second in the nation in field goal percentage with .680, the second-highest single-season mark in ACC history...Ranked third in the ACC in rebounding (8.9 rpg), second in steals (2.12 spg), and fifth in blocks (1.79 bpg)...Helped Duke to an ACC Championship and an Elite Eight appearance, averaging



# 1 ZION WILLIAMSON

26.4 points and 9.1 rebounds over seven postseason games...ACC Player of the Year and ACC Tournament MVP.

**High School:** Five-star recruit ranked as the No. 2 overall prospect in the class of 2018 by ESPN...Honored as a McDonald's All-American... Represented Team USA at the Nike Hoop Summit...Rated as the No. 5 overall prospect and the No. 3 small forward in the class by Rivals.com... Ranked No. 5 overall and the No. 1 power forward in the 2018 recruiting class by Scout.com...Ranked No. 5 overall and the No. 1 power forward in the 2018 24/7 Sports composite list...Led Spartanburg Day School to three consecutive South Carolina Class AA state championships... Averaged 36.4 points, 11.4 rebounds and 3.5 assists during his high school career...Racked up 37 points, 17 rebounds and six blocks in the 2018 state championship game and 51 points in the 2017 edition...Named by USA Today to the 2017 and 2018 American Family Insurance All-USA

## NBA REGULAR SEASON STATS

SEASON	TEAM	GP	MIN	FGM	FGA	FG%	FTM	FTA	FT%	OREB	DREB	TREB	AST	TO	STL	BLK	PF	PTS	PPG	RPG	APG
2019-20	NOP	24	668	210	360	0.583	114	178	0.640	64	86	150	50	59	16	9	42	540	22.5	6.3	2.1
2020-21	NOP	61	2026	634	1037	0.611	369	529	0.698	167	274	441	226	167	57	39	135	1647	27.0	7.2	3.7
2022-23	NOP	29	956	285	469	0.608	177	248	0.714	58	144	202	133	99	32	16	65	754	26.0	7.0	4.6
<b>TOTALS</b>	--	<b>114</b>	<b>3650</b>	<b>1129</b>	<b>1866</b>	<b>0.605</b>	<b>660</b>	<b>955</b>	<b>0.691</b>	<b>289</b>	<b>504</b>	<b>793</b>	<b>409</b>	<b>325</b>	<b>105</b>	<b>64</b>	<b>242</b>	<b>2941</b>	<b>25.8</b>	<b>7.0</b>	<b>3.6</b>

3-POINT FG: 2019-20, 6-14 (.429); 2020-21, 10-34 (.294); 2022-23, 7-19 (.368); TOTALS: 23-67 (.343)

# 40 CODY ZELLER

Position:  
**CENTER**

NBA Experience:  
**10**

Height/Weight:  
**6-11/247**

Birthdate:  
**OCTOBER 5, 1992**

Birthplace:  
**WASHINGTON, IN.**

College:  
**INDIANA**

High School:  
**WASHINGTON HS**  
(Washington, IN.)



**Transactions:** Selected in the first round of the 2013 NBA Draft (fourth overall) by the Charlotte Bobcats...Signed by the Bobcats on 7/10/13...Signed a multi-year contract extension with Charlotte on 10/31/16...Signed as a free agent with the Portland Trail Blazers on 8/4/21...Waived by Portland on 2/8/22...Signed as a free agent by the Utah Jazz on 9/25/22...Waived by the Jazz on 10/15/22...Signed as a free agent with the HEAT on 2/10/23...Signed a one-year contract with New Orleans on 7/6/2023.

**2022-23 (Miami HEAT):** After joining the Miami HEAT post All-Star break, appeared in 15 games (two starts) and averaged 6.5 points, 4.3 rebounds and 14.4 minutes, while shooting .627 from the field and .686 from the free throw line...Missed six games (Mar. 13-25) while recovering from a nasal fracture and two games as a DNP-CD...Topped the HEAT in blocks three times, rebounds twice, steals once and plus-minus once...Led Miami reserves in rebounding five times, plus/minus four times, blocks three times and steals once...Finished with four double-figure scoring games, including one 20-point showing...On 3/4 vs. ATL, appeared in his 500th career game...On 2/24 at MIL, registered his 1,000th career made free throw...On 3/3 vs. NYK, pulled down his 1,000th career offensive rebound...On 4/1 vs. DAL, grabbed his 3,000th career rebound and tallied season highs in points (20) and rebounds (8)...On 4/9 vs. ORL, handed out his 700th career assist.

**Professional:** Has appeared in 509 NBA regular season games (275 starts) during his 10-year career for Charlotte, Portland and Miami...Has posted career averages of 8.4 points, 5.9 rebounds, 1.4 assists in 22.0 minutes per contest, while shooting .522 from the floor and .730 from the foul line...Has missed 179 games due to injury/illness, 13 games as a DNP-CD, five while in health and safety protocols and one for personal reasons...Was an All-Rookie Second Team performer and one-time participant in the NBA Rising Stars game...Has scored in double figures on 197 occasions, including nine 20-point performances...His high for most consecutive games scoring in double figures is nine (Dec. 6-21, 2019)...Grabbed double-figure rebounds 57 times and has recorded 37 double-doubles...His **career-high** for consecutive games grabbing double-figure rebounds and consecutive double-doubles is four (Oct. 23-30, 2019)...His longest stretch of consecutive made field goals is 12 (Feb. 23-25, 2019)...His longest streak of consecutive made free throws is 20 (Apr. 2-Nov. 1, 2017)...His longest run of consecutive made three-pointers is three and he has done so twice (last: Oct. 28, 2019)...Has recorded 78 multi-steal games and 72 multi-block games...His longest stretch of consecutive games with a block is 11 (Oct. 18-Nov. 18, 2017)...His longest stretch of consecutive games with a steal is nine (Mar. 11-28, 2017)...**2021-22 (Portland):** Came off the bench in all 27 games with the Portland Trail Blazers and averaged 5.2 points, 4.6 rebounds, while shooting .567 from the floor and .776 from the foul stripe in 13.1 minutes...Missed a total of 22 games due to injury, five games (Dec. 27-Jan. 5) while in health and safety protocols and one game as a DNP-CD...Missed a game (Dec. 8) with a right quad contusion, 12 games (Dec. 12-21, Jan. 13-23) with a right patellar fracture and another nine games (Jan. 25-Feb. 8) while recovering from right knee surgery...Reached double figures in scoring twice...**2020-21 (Charlotte):** Played in 48 games (21 starts) for the Hornets and averaged 9.4 points, 6.8 rebounds, 1.8 assists and 20.9 minutes, while converting .559 from the field and .714 from the free throw line...Missed 19 games due to injury and was a DNP-CD on five occasions...Was held out of 13 games (Dec. 26-Jan. 16) with a left hand fracture, four games (Feb. 26-Mar. 3) with a left hip contusion and two games (Mar. 20-22) due to left shoulder burstitis...Among league leaders, was 34th in offensive rebounds...Ranked second on the team in field goal percentage and offensive rebounds and third in total rebounds...Topped Charlotte in rebounds 11 times and assists once... Scored in

## CAREER HIGHS

<b>PTS</b>	28 GSW 2/25/19
<b>FGM</b>	13 GSW 2/25/19
<b>FGA</b>	15 (Twice)
<b>3FGM</b>	3 LAC 10/28/19
<b>3FGA</b>	4 (Twice)
<b>FTM</b>	10 DET 12/7/15
<b>FTA</b>	15 NYK 11/11/15
<b>OREB</b>	7 (3 Times)
<b>DREB</b>	11 (4 Times)
<b>TREB</b>	15 (Twice)
<b>ASTS</b>	8 @SAS 2/1/20
<b>STLS</b>	5 @CLE 4/3/16
<b>BLKS</b>	5 (Twice)
<b>MINs</b>	42 MIA 3/8/17



# 40 CODY ZELLER

double figures 24 times and grabbed double-figure rebounds on nine occasions...Posted eight double-doubles...On 1/30 vs. MIL, matched his **career-high** in rebounds with 15 boards...On 5/4 at DET, converted his 1,500th made field goal...On 5/9 at NOP, notched his 4,000th career point...2019-20 (Charlotte): Appeared in 58 games (39 starts) for Charlotte, averaging a **career-high** 11.1 points, **career-high** 7.1 rebounds and 1.5 assists in 23.1 minutes, while converting .524 from the field and .682 from the charity stripe...Missed a total of seven games...Sat two games with a left hip contusion (Nov. 27- 29), one (Oct. 25) for personal reasons and was a DNP-CD four times...Set new single-season **career-highs** in points, field goals attempted, three-point field goals made and attempted and offensive rebounds...Ranked among NBA leaders in offensive rebounds (18th), field goal percentage (20th) and rebounding (31st)...Led the team in offensive and total rebounds...Finished third on the team in field goal percentage and defensive rebounds...Led Charlotte in rebounding 19 times and scoring twice...Scored in double figures a **career-high** 39 times, including a **career-best** nine consecutive games from Dec. 6-21...On 11/10 at PHI, tallied one 20-point game when he went 10-of-13 from the field in a 24-point effort...Grabbed double-figure rebounds a **career-high** 12 times, including a career-long streak of four consecutive games from Oct. 23-30...Tallied a **career-high** 10 double-doubles...Registered the only multi-trey games of his career, totaling three...On 10/27 at LAL, marked his 3,000th career point in a 19-point, 14-rebound double-double...On 10/30 at SAC, dished out his 500th career assist and grabbed a **career-high** 15 rebounds...2018-19 (Charlotte): Appeared in 49 games (47 starts) with the Charlotte Hornets and averaged 10.1 points, 6.8 rebounds, a **career-high** 2.1 assists, while shooting .551 from the field and .787 from the free throw line in 25.4 minutes...Sidelined for a total of 33 games while nursing various injuries...Missed a game (Dec. 2) with sore ribs, another game (Jan. 2) after fracturing his right hand, the following 15 games (Jan. 5-Feb. 2) after right hand surgery and the final 16 games (Mar. 11-Apr. 10) of the season while experiencing left knee soreness...Set single-season **career-highs** in assists and free throw percentage...Finished second on the team in field goal percentage and offensive rebounds and third in free throws made...Topped the team in rebounding 16 times and points twice...Scored in double figures 26 times, including a pair of 20-point efforts...Grabbed double-figure boards on six occasions and amassed four double-doubles...On 2/25 vs. GSW, scored a **career-high** 28 points, hitting on a **career-high** 13 field goals (14 attempts) from the field...On 12/7 vs. DEN, connected on his 1,000th made basket...On 2/9 at ATL, grabbed his 2,000th career rebound...2017-18 (Charlotte): Came off the bench in all 33 games in which he appeared for the Hornets and averaged 7.1 points, 5.4 rebounds and 19.0 minutes...Converted .545 from the field and .718 from the free throw line...Missed 49 games due to injury...Sat out four games (Oct. 20-27) with a right knee bone bruise, four games (Dec. 8-13) after suffering a left knee medial meniscus tear, the subsequent 23 games (Dec. 15-Jan. 31) after undergoing left knee surgery and another 18 games (Feb. 28-Mar. 2, Mar. 10-Apr. 10), including the final 16, while nursing left knee soreness...Topped the Hornets in rebounds four times and points once...Reached double figures in scoring seven times, rebounding twice and notched one double-double...2016-17 (Charlotte): Appeared in 62 games (58 starts) with Charlotte and averaged 10.3 points, 6.5 rebounds, 1.6 assists, a **career-high** 1.00 steals and a **career-high** 27.8 minutes, while shooting .571 from the field and .679 the foul line...Missed 20 games due to injury/illness...Sat three games (Nov. 19-23) with a sore right shoulder, three (Jan. 2-5) while in concussion protocol, one (Jan. 10) with an illness and 13 games (Jan. 25-Feb. 7, Feb. 11-26) due to a quadriceps contusion...Set single-season **career-highs** in field goal percentage, field goals made and steals...Among league leaders, ranked 37th in blocks per game...Led the team in field goal percentage and ranked second in offensive rebounds...Led the Hornets in rebounding 11 times and scoring and assists once...Scored in double figures on 34 occasions...On 11/14 vs. ATL, turned in his lone 20-point game of the season when he went 9-of-10 from the floor en route to 25 points...Finished with nine double-figure rebounding games and tallied six double-doubles...On 1/21 vs. BKN, scored his 2,000th career point...2015-16 (Charlotte): Played in 73 games (**career-high** 60 starts) with the Charlotte Hornets and averaged 8.7 points, 6.2 rebounds, 1.0 assists and 24.3 minutes...Converted .529 from the floor and .754 from the free throw line...Missed nine games due to injury/illness...Sat two games (Nov. 13, 20) with a sprained left ankle, six (Jan. 22-31) while recovering from a right shoulder strain and one (Apr. 11) after suffering a sternum contusion...Set single-season **career-highs** in free throws made, free throws attempted, defensive and total rebounds, blocks and minutes...Led the Hornets in field goal percentage, offensive rebounds and blocks...Ranked second on the team in total rebounds and third in defensive rebounds and free throws made and attempted...Topped the Hornets in rebounds 16 times, points once and assists once...Scored in double figures 28 times, including two games in which he scored at least 20 points...Grabbed double-figure rebounds on 11 occasions and posted five double-doubles...On 11/10 at MIN, scored his 1,000th career point...On 12/7 vs. DET, made a **career-high** 10 free throws in a 20-point contest...On 2/19 at MIL, grabbed his 1,000th career rebound...2014-15 (Charlotte): Appeared in 62 games (45 starts) for the Hornets and averaged 7.6 points, 5.8 rebounds, 1.6 assists, while shooting .461 from the floor and .774 from the charity stripe in 24.0 minutes...Missed 19 games (Mar. 11-17, Mar. 22-Apr. 15), including the final 15 games of the season, with a sprained right shoulder and was a DNP-CD on one occasion...Was selected to participate as a member of the U.S. Team in the Rising Stars Challenge at All-Star Weekend...Finished third on the team in blocks...Led the team in rebounding four times, assists four times and scoring twice...Scored in double figures 18 times, including two 20-point performances...Grabbed double-figure rebounds seven times and collected a pair of double-doubles...On 12/23 at MIL, secured his 500th career rebound...On 1/5 at BOS, recorded his first career 20-point game going a perfect 8-of-8 from the field and 4-of-4 from the foul line in a win...Made 17 consecutive free throws from Mar. 1-20, the longest single-season streak of his career...2013-14 (Charlotte): Played in all 82 games (three starts) with the Charlotte Bobcats, averaging 6.0 points, 4.3 rebounds, 1.1 assists and 17.3 minutes, while shooting .426 from the floor and .730 from the foul stripe...Named to the All-Rookie Second Team...Ranked among rookie leaders in games (tied-1st), free throws made (3rd), offensive rebounds (3rd), rebounds (3rd), free throws attempted (4th), defensive rebounds (4th), field goal percentage (6th), rebounding (6th), free throw percentage (7th), blocks (tied-8th), points (9th), field goals attempted (9th), minutes (9th), field goals made (10th), steals (12th), assists (13th), double-doubles (tied-13th), scoring (14th) and assists per game (16th)...Led the team in games played and ranked second in offensive rebounds...Topped the team in rebounds four times...Had 15 double-figure scoring efforts...Grabbed double-figure rebounds once and finished with one double-double...On 4/2 at PHI, made his first career start...On 12/6 vs. PHI, registered his first double-figure scoring game in a 10-point performance...On 4/5 at CLE, grabbed double-figure rebounds for the first time in his career, as well as securing his first career double-double, in a 12-point, 11-rebound outing...On 10/30 at HOU, made his NBA debut in the season opener.

**Playoffs:** Has appeared in 32 NBA postseason games (two starts) and averaged 3.5 points and 2.9 rebounds in 11.4 minutes of play while shooting .537 from the floor and .625 from the foul line...Has scored in double figures twice...2023 (Miami): Appeared in 21 games for the HEAT, averaging 2.2 points and 2.3 rebounds while shooting .571 from the floor...2016 (Charlotte): Played in all seven games (two starts) for the Hornets in their Opening Round series vs. the HEAT and averaged 8.4 points and 5.3 rebounds in 19.6 minutes while shooting .553 from the floor and .810 from the free throw stripe...Led the team in field goal percentage...Ranked second on the team in offensive rebounds...Finished third in defensive rebounds, total rebounds and tied for third on the team in free throws made, free throws attempted and blocks...

# 40 CODY ZELLER

Topped the Hornets in rebounds twice, blocks twice and plus/minus twice...Led Charlotte reserves in rebounding three times, blocks twice, plus/minus twice and points and steals once each...Scored in double figures twice...Recorded his first two postseason starts in Games 1 and 2...Set postseason **career-highs** in points (12), rebounds (8) and minutes (26:00) in the Game 3 win vs. Miami on Apr. 23...Tied his postseason career-high with 12 points to lead all reserves in scoring during Game 6 vs. Miami on Apr. 29. **2014 (Charlotte):** Came off the bench in all four games of Charlotte's Opening Round series vs. Miami and averaged 2.0 points and 2.3 rebounds in 13.3 minutes while shooting .333 from the field and .500 from the charity stripe...Tied for second on the team in blocks and third in offensive rebounds...Topped the Bobcats in blocks once...Led all Charlotte reserves in rebounds and blocks twice each...Made his playoff debut in Game 1 at Miami on Apr. 20, finishing with four points and one rebound in 11:03 minutes.

**College (Indiana: 2011-13):** Played two seasons at Indiana before becoming an early entry candidate for the 2013 NBA Draft...Started all 36 games during his two-year career for the Hoosiers, averaging 16.1 points, 7.3 rebounds, 1.3 assists, 1.21 blocks, 1.19 steals and 29.0 minutes while shooting .591 from the floor and .756 percent from the foul line...Ranks among the program's all-time leaders in field goal percentage (2nd), scoring (tied-22nd) and points (41st)...**Sophomore (2012-13):** As a sophomore, he started all 36 games and averaged 16.5 points, 8.1 rebounds, 1.3 assists, 1.25 blocks and 1.03 steals in 29.5 minutes per game, while shooting .562 from the floor and .757 from the foul line...His 594 points on the year are the 20th-most in a single season in program history...Amassed numerous honors as he was All-Big Ten First Team, Sporting News Third Team All-American, USBWA Second Team All-American, Associated Press Second Team All-American, NABC Second Team All-American, John R. Wooden All-America Team, First Team Capital One Academic All-America and Big Ten All-Tournament Team...Ranked among conference leaders in rebounding (2nd), scoring (4th), field goal percentage (4th) and blocks (8th)...Led the Hoosiers in points, scoring average, field goals made and attempted, free throws made and attempted, offensive defensive and total rebounds, rebounds per game, blocks and minutes...Ranked second on the team in field goal percentage and steals...Scored in double figures in all but five games and scored 20-or-more points on nine occasions...Snagged double-figure boards 10 times and posted 10 double-doubles...Grabbed a career-high 19 rebounds in a win vs. Central Connecticut on Dec. 8...**Freshman (2011-12):** Was named the Big Ten Freshman of the Year after starting all 36 games of his freshman campaign and averaging 15.6 points, 6.6 rebounds, 1.3 assists, 1.36 steals and 1.17 blocks in 28.5 minutes...Recorded the third-best shooting percentage for a single season in Hoosier history...Was All-Big Ten Second Team and AP Honorable Mention All-American...Was also voted a Freshman All-American by Yahoo, Sporting News and USBWA...Earned Big Ten Freshman of the Week honors on seven occasions...Led the Big Ten in field goal percentage and ranked sixth in rebounds and blocks and eighth in scoring and steals...Led Indiana in points, scoring, field goals made and attempted, free throws made and attempted, offensive and total rebounds, rebounds per game, steals, blocks and ranked second in minutes...Scored in double figures in 32 games...Scored at least 20 points on seven occasions, including a career-high 26 points on 11-of-12 shooting from the floor in a win over Iowa on Jan. 29...Tallied double-figure rebounds on five occurrences and registered five double-doubles.

**High School (Washington High School):** Named Indiana High School's Mr. Basketball, becoming the 26th Mr. Basketball from the state of Indiana to play for the Hoosiers...Also garnered first team All-State honors from the Indiana Basketball Coaches Association...Named McDonald's All-American and scored 10 points, pulled down three rebounds and dished out three assists in the nationally acclaimed all-star game...Averaged 24.6 points, 13 rebounds and 3.3 assists per game as a senior while leading the Hatchets to the Class 3A state championship, the title of his career...Was presented with the Arthur L. Restler Mental Attitude Award which is given in each class to a senior participant who best demonstrates mental attitude, scholarship, leadership and athletic ability...Received Gatorade Player of the Year accolades in Indiana...Named Parade Magazine All-American...Led the Indiana Senior All-Stars to a two-game sweep of the Kentucky All-Stars...Dropped in nine points and grabbed nine rebounds in limited minutes during game one against the Kentucky All-Stars...Scored 26 points and pulled down 15 rebounds in game two on his way to being named MVP...Claimed the two-on-two tournament title at the Derby Classic with Aaron Cosby...Scored 16 points, grabbed nine rebounds and three steals in the Derby Classic game to lead the Gold Team to a victory and was named MVP for his team...As a junior, Zeller led Washington and head coach Gene Miller to a Class 3A state championship, averaging 20.5 points and 11.4 rebounds per game...Following the season, he was named an Indiana Junior All-Star...During his sophomore campaign, he averaged 15.0 points and 6.8 rebounds...As a freshman, he averaged 2.4 points and 1.4 boards on another Class 3A state title team...Played AAU basketball for the Indiana Elite program and Mark Adams...Led the USA 2011 squad to the Adidas Nations Championship in Chicago during the summer of 2010 and was invited to the NBA Top 100 camp prior to his senior year...ESPN.com ranked Zeller the 13th best prospect in the country and fourth at his position...Scout.com had him rated 12th nationally and third at his position...Rivals.com had him slotted 15th in the country and fourth at his position...Son of Steve and Lorri Zeller...His oldest brother, Luke, was a 2005 McDonald's All-America and Mr. Basketball in Indiana and played at Notre Dame...Another brother, Tyler, was a 2008 McDonald's All-American and Mr. Basketball and was an All-American at North Carolina...His uncle, Al Eberhard, played for four seasons with the NBA's Detroit Pistons after a standout career at Missouri.

**Personal:** Full name is Cody Allen Zeller...is the son of Steve and Lorri Zeller...Has two brothers, Luke and Tyler...Is engaged to Leanna Crawford...His mother, Lorri, was inducted into the Coe College Athletic Hall of Fame for her talents in both basketball and softball...His uncle, Al Eberhard, played four seasons (1974-78) in the NBA as a member of the Detroit Pistons...Both of his brothers played basketball collegiately and professionally, with Luke attending Notre Dame (2005-09) and Tyler playing for North Carolina (2008-12)...Luke spent parts of the 2012-13 season with the Phoenix Suns and played overseas and in the NBA G League...Tyler played eight seasons in the NBA with Cleveland, Boston, Brooklyn, Milwaukee, Atlanta, Memphis and San Antonio...Cites his brothers as the individuals who made a difference in his life as he looked up to both of them...Graduated from Indiana with a major in Business Management, which he chose due to his enjoyment of business and finance...When he's not playing basketball he enjoys watching movies...Has his own charitable foundation, Like A Child, which aims to preserve the joy, curiosity and innocence of childhood by supporting organizations which provide resources for children and families to achieve their highest potential...His favorite sport other than basketball is football and he's a fan of the Indianapolis Colts...Wears size 16 sneakers.



# 40 CODY ZELLER

## NBA REGULAR SEASON STATS

SEASON	TEAM	GP	MIN	FGM	FGA	FG%	FTM	FTA	FT%	OREB	DREB	TREB	AST	TO	STL	BLK	PF	PTS	PPG	RPG	APG
2013-14	CHA	82	1416	172	404	0.426	146	200	0.730	118	235	353	92	87	40	41	170	490	6.0	4.3	1.1
2014-15	CHO	62	1487	172	373	0.461	127	164	0.774	97	265	362	100	62	34	49	156	472	7.6	5.8	1.6
2015-16	CHO	73	1774	231	437	0.529	175	232	0.754	138	317	455	71	68	57	63	204	638	8.7	6.2	1.0
2016-17	CHO	62	1725	253	443	0.571	133	196	0.679	135	270	405	99	65	62	58	189	639	10.3	6.5	1.6
2017-18	CHO	33	627	85	156	0.545	61	85	0.718	67	110	177	31	33	14	21	81	233	7.1	5.4	0.9
2018-19	CHO	49	1243	190	345	0.551	111	141	0.787	110	223	333	102	62	38	41	164	497	10.1	6.8	2.1
2019-20	CHO	58	1341	251	479	0.524	122	179	0.682	160	251	411	88	75	40	25	140	642	11.1	7.1	1.5
2020-21	CHO	48	1005	181	324	0.559	85	119	0.714	119	209	328	86	51	27	17	121	451	9.4	6.8	1.8
2021-22	POR	27	355	51	90	0.567	38	50	0.776	50	75	125	22	19	8	6	56	140	5.2	4.6	0.8
2022-23	MIA	15	217	37	59	0.627	24	25	.686	25	39	64	10	14	3	4	33	98	6.5	4.3	0.7
<b>TOTALS</b>	--	<b>509</b>	<b>11190</b>	<b>1623</b>	<b>3110</b>	<b>0.522</b>	<b>1022</b>	<b>1400</b>	<b>0.730</b>	<b>1019</b>	<b>1994</b>	<b>3013</b>	<b>701</b>	<b>536</b>	<b>323</b>	<b>325</b>	<b>1314</b>	<b>4300</b>	<b>8.4</b>	<b>5.9</b>	<b>1.4</b>

3-POINT FG: 2013-14, 0-1 (.000); 2014-15 1-1 (1.00); 2015-16, 1-10 (.100); 2016-17, 0-1 (.000); 2017-18, 2-3 (.667); 2018-19, 6-22 (.273); 2019-20, 18-75 (.240); 2020-21, 4-28 (.143); 2021-22, 0-4 (.000); 2022-23, 0-2 (.000); TOTALS: 32-147 (.218)

# 12 KAISER GATES

## TWO-WAY PLAYER

Position:  
**FORWARD**

NBA Experience:  
**0**

Height/Weight:  
**6-8/223**

Birthdate:  
**NOVEMBER 8, 1996**

Birthplace:  
**ATLANTA, GA.**

College:  
**XAVIER (OH.)**

High School:  
**ST. FRANCIS  
(Alpharetta, GA.)**



**Transactions:** Undrafted in the 2018 NBA Draft...Signed by Chicago on 9/17/18...Waived by the Chicago Bulls on 10/13/2018...Signed by the Celtics on 9/30/19...Waived by the Boston Celtics on 10/18/19...Signed an exhibit-10 contract with the Brooklyn Nets on 12/16/20...Waived by the Brooklyn Nets on 12/17/20...Signed with the Nets on 10/29/22...Waived by the Nets on 10/1/22...Signed by New Orleans to a two-way contract on 9/30/23.

**G League:** In 122 games (66 starts) over his four-year G League career, averaged 12.5 points, 6.5 rebounds, 1.9 assists and 0.9 steals in 27.5 minutes per game...Converted .450 from the floor, .386 from behind the arc and .761 from the free throw line...**2022-23 (Long Island Nets):** Appeared in 24 games (13 starts) with the Nets' G League affiliate, the Long Island Nets. Averaged 14.0 points, 6.0 rebounds and 1.8 assists in 23.4 minutes per contest...Converted .534 from the floor, .554 from three-point range and .704 from the free throw line...**2020-21 (Long Island Nets):** Appeared in 12 games (eight starts) for the Long Island Nets, averaging 9.1 points and 5.2 rebounds while shooting .409 from the field, .356 from three-point range and 1.000 from the free throw stripe...**2019-20 (Maine Celtics):** Started all 36 games he appeared in for the Celtics' G League affiliate, the Maine Celtics, averaging 12.2 points, 7.3 rebounds and 2.0 assists...Converted .401 from the floor, .331 from behind the arc and .694 from the charity stripe...**2018-19 (Windy City Bulls):** Appeared in 50 games (nine starts) for the Bulls' G League affiliate, the Windy City Bulls, averaging 12.7 points, 6.5 rebounds and 2.0 assists...Converted .450 from the field, .375 from three-point distance and .786 from the free throw stripe.

**Summer League: Brooklyn Nets (2023):** Appeared in all five games for the Brooklyn Nets, averaging 3.6 points and 2.4 rebounds...**Brooklyn Nets (2022):** Appeared in four games (started one) for the Nets, averaging 6.8 points, 5.0 rebounds, 1.0 assists and 1.0 steals in 22.4 minutes per game...**LA Clippers (2020):** Played in all five games (started three) for the Clippers, averaging 8.2 points, 4.6 rebounds, 1.0 assists and 1.2 steals per contest...Converted .325 from the floor and .367 from three-point range...**Chicago Bulls (2019):** Appeared in three games for the Bulls, averaging 6.7 points and 1.7 rebounds while shooting .350 from the floor and .400 from behind the arc.

**College (Xavier, OH): 2015-18:** Played three seasons with the Xavier Musketeers, averaging 5.5 points, 3.8 rebounds and 0.6 assists in 18.7 minutes per game. Converted .406 from the field, .357 from three-point range and .712 from the free throw line...**Junior (2017-18):** Appeared in 34 games (18 starts), averaging 7.2 points, 4.6 boards and 0.9 assists in 23.8 minutes per contest...Converted .413 from the field, .378 from behind the arc and .827 from the charity stripe...Notched 11 double-figure scoring games...Was second on the team in three-point field goal percentage (.378) and was second on the team three-point field goals per game (1.6)...Was second on the team and 27th in the BIG EAST in rebounding with 4.6 rebounds per game...Scored 16 points in a game vs. St. John's in the BIG EAST Tournament, converting 6-of-7 (.857) from the floor and 4-of-5 (.800) from three-point range on March 8...Posted an 11-point, six-rebound game vs. Butler on Jan. 2... Led all rebounders with a career-high tying 10 rebounds against Cincinnati on Dec. 2 to go with 10 points, recording his first career double-double... Had a career-high 19-point game vs. Baylor on Nov. 28 on the strength of a career-high five three-pointers...Scored 11 points, including three three-pointers, to go with seven rebounds at Wisconsin on Nov. 16...Started the opener vs. Morehead State and contributed 14 points on 4-of-4 three-pointers to go with five rebounds...**Sophomore (2016-17):** Played in 33 games (four starts), averaging 5.8 points, 4.0 rebounds and 0.7 assists per game while converting .387 from the floor, .339 from behind the arc and .722 from the free throw line...Notched six double-figure scoring games...Xavier's fifth-leading scorer for the four games in the NCAA Tournament at 7.8 points per game, while hitting .524 from the field, including .438 from three-point range...Scored in double figures in the first two NCAA Tournament games, including an 11-point game vs. Maryland on March 16 and a 14-point game vs. Florida State on March 18 on 5-of-6 shooting, including four 3-pointers out of five attempts... Grabbed a career-high and game-high 10 rebounds in the DePaul win on Feb. 8...Scored 13 points on the strength of 3-of-4 3-point shooting to go with a team-high eight rebounds vs. Seton Hall on Feb. 1 and grabbed a game-high nine rebounds at Creighton on Feb. 4...Made his first collegiate start at Cincinnati on Jan. 26...Scored a season-high 17 points in 27 minutes of action in the St. John's win on Jan. 7, hitting 6-of-8



# 12 KAISER GATES

(.750) from the field, including 4-of-6 (.667) three-pointers...Did not play in the first five games while recovering from a preseason scope procedure on his left knee...Freshman (2015-16): Played in 30 games, averaging 3.2 points and 2.6 rebounds...Converted .433 from the floor, .333 from three-point distance and .568 from the charity stripe...Hit all three of his shots on his way to seven points in 10 minutes of action in the NCAA Tournament win over Weber State on March 18...Also came up big in 15 minutes vs. Creighton on March 5, grabbing a season-high eight rebounds to go with a season-high tying 11 points on 3-of-3 three-point shooting...Grabbed seven rebounds to go with five points and a season-high two assists in 17 minutes in the Villanova win on Feb. 24...Contributed seven points and two rebounds in 15 minutes at Butler on Feb. 13...Had five points and six rebounds in a season-high 18 minutes at Marquette on Jan. 16...Scored a season-high tying 11 points on 4-of-6 shooting, including 2-of-3 3-pointers, to go with four rebounds in 16 minutes of action vs. DePaul on Jan. 12...Played 10 minutes in his collegiate debut vs. Miami (Ohio) on Nov. 13, collecting four points and four rebounds.

**High School (St. Francis High School):** As a senior, he led St. Francis to a 29-5 record and the 2015 Georgia Class A Private School Championship, a second straight state title...Averaged 14.0 points, 7.5 rebounds and 3.9 assists as a senior, including 23 points in the 96-81 victory over Green forest Christian in the state final...As a junior he led his team to the state championship, averaging 14.4 points, 10.0 rebounds, 3.3 assists and 1.2 steals per game...Played with Malik Beasley (Denver Nuggets), Josh Coleman (Coastal Carolina), Jordan Jones (Kennesaw State) and Kobi Simmons (Arizona).

**Personal:** His parents are Necia and David Gates...Has two siblings, Zoryn and Kaz.

# 0 DEREON SEABRON

## TWO-WAY PLAYER

Position:  
**GUARD**

NBA Experience:  
**1**

Height/Weight:  
**6-6/190**

Birthdate:  
**MAY 26, 2000**

Birthplace:  
**NORFOLK, VA.**

College:  
**N.C. STATE**

High School:  
**LAKE TAYLOR**  
(Norfolk, VA.)



**Transactions:** Undrafted in the 2022 NBA Draft...Signed by New Orleans to a two-way contract on 9/9/22...Waived by the New Orleans Pelicans on 4/6/23...Signed to a two-way contract on 4/9/23.

**2022-23 Season:** In five games played for the New Orleans Pelicans, averaged 0.8 points in 2.4 minutes per game...On 1/9 at WAS, scored his first NBA bucket with 26.7 seconds remaining in regulation. He finished the game with two points and one rebound in three minutes of action...Was inactive for 55 games on a two-way transfer.

**G League: 2022-23 (Birmingham Squadron):** Appeared in 28 games (25 starts) with the Pelicans' G League affiliate, the Birmingham Squadron. Averaged 17.8 points, 5.1 assists, and 4.8 rebounds in 33.3 minutes per contest. Additionally, appeared in 17 games (16 starts) with the Pelicans' G League affiliate, the Birmingham Squadron during the G League Showcase, averaging 14.3 points, 5.4 rebounds, 3.4 assists and 0.9 steals in 32.4 minutes per game.

**Summer League (2023):** Started all five games for New Orleans, leading the team with 17.2 points per game...Averaged 6.6 boards and 3.0 assists...Put up 86 total points in 141.1 minutes played, shooting .569 from the floor, .182 from deep, and .684 from the free throw line...**(2022):** Played in all five games (one start) for New Orleans during the NBA 2K23 NBA Summer League, averaging 8.2 points, 3.6 rebounds, 2.4 assists and 0.8 steals, while shooting .500 from three-point range and .875 from the free throw line.

**College (N.C. State: 2020-22):** Over his two seasons with the Wolfpack, averaged 12.1 points, 6.1 rebounds, 2.2 assists and 1.1 steals in 27.8 minutes per game...Held averages of .490 from the field, .254 from three-point range and .694 from the free throw line...**Sophomore (2021-22):** Started all 32 games he played in, averaging 17.3 points, 8.2 rebounds, 3.2 assists and 1.4 steals, while shooting .491 from the floor, .256 from behind the arc and .713 from the charity stripe in 35.8 minutes per game...Was named ACC's Most Improved Player, which was the first NC State player to win this award...Earned All-ACC Second Team honors...Scored a career-high 39 points, converting 11-of-21 (.524) from the floor and 17-of-20 (.850) from the free throw line on 12/1/21 vs. Nebraska...On 1/1/22 vs. Florida State, converted 12-of-14 (.857) from the floor and 7-of-11 (.636) from the free throw line...On 11/27/21 vs. Louisiana Tech, posted a career-high five steals to go along with 10 points, seven rebounds and five assists...**Freshman (2020-21):** Appeared in 24 games (eight starts), averaging 5.2 points and 3.9 rebounds per game...Settled in as season progressed, averaging 8.4 points per game over last eight outings of the season and had all three double-digit scoring games of the season during that stretch...Led team in scoring once, rebounds four times, assists once, steals three times and blocks once...Named ACC Freshman of the Week on March 8th after posting 17 points, 13 rebounds and three blocks in win at Notre Dame...Made first career start on Feb. 3 against Virginia...Started seven of the final eight games of the season...Tied for team-high with seven rebounds in win over North Carolina on Dec. 23...Had season-high three assists three times, including wins at Wake Forest and Virginia...Had first career double-digit scoring performance with 14 points and added a then season-best nine rebounds in win at Wake Forest...Scored 11 points and added eight rebounds in ACC second round game against Syracuse...Freshman (2019-20): Redshirted his freshman season.

**High School (Massanutten Military Academy):** Ranked as four-star and #102 overall recruit by 247Sports.com...Attended Massanutten

### CAREER HIGHS

<b>PTS</b>	2 (Twice)
<b>FGM</b>	1 (Twice)
<b>FGA</b>	3 @WAS 1/9/23
<b>3FGM</b>	--
<b>3FGA</b>	--
<b>FTM</b>	--
<b>FTA</b>	--
<b>OREB</b>	1 @WAS 1/9/23
<b>DREB</b>	--
<b>TREB</b>	1 @WAS 1/9/23
<b>ASTS</b>	--
<b>STLS</b>	--
<b>BLKS</b>	--
<b>MINS</b>	4 @LAL 2/15/23



# 0 DEREON SEABRON

Military Academy (Woodstock, Va.) for post-grad year in 2018-19...Helped lead the Colonels to 32-4 record as team advanced to the Final Four of National Prep Championship...Graduated from Lake Taylor High School in Norfolk, Va...Was named Virginia High School League Class 4A Player of the Year in 2017-18...Led Titans to Class 4 State title, the first in program history...Scored 24 points and had nine rebounds in double-overtime win in the state championship game...Averaged 22.5 points and 11 rebounds per game as a senior...Named Class 4A Region Player of the Year and All-Tidewater Player of the Year...Averaged 17.2 points and 7 rebounds per game as a junior in 2016-17...Named All-4A East Region Team, First-Team All-Conference 17 and Second-Team All-Tidewater...As a sophomore in 2015-16 helped lead Lake Taylor to its first state championship game appearance in school history.

**Personal:** Has two younger brothers and one younger sister...Favorite basketball shoes are Kobe's...Z's Pizza is his favorite place to eat in New Orleans...Muhammad Ali is his favorite athlete outside of basketball...Favorite T.V. show is the Walking Dead.

## NBA REGULAR SEASON STATS

SEASON	TEAM	GP	MIN	FGM	FGA	FG%	FTM	FTA	FT%	OREB	DREB	TREB	AST	TO	STL	BLK	PF	PTS	PPG	RPG	APG
2022-23	NOP	5	12	2	5	0.400	0	0	--	1	0	1	0	0	0	0	1	4	0.8	0.2	0.0
<b>TOTALS</b>	--	<b>5</b>	<b>12</b>	<b>2</b>	<b>5</b>	<b>0.400</b>	<b>0</b>	<b>0</b>	<b>--</b>	<b>1</b>	<b>0</b>	<b>1</b>	<b>0</b>	<b>0</b>	<b>0</b>	<b>0</b>	<b>1</b>	<b>4</b>	<b>0.8</b>	<b>0.2</b>	<b>0.0</b>



**2022-23 SEASON**



# 2022-2023 SEASON

## 2022-23 ROSTER & STATS

**Record: 42-40**

**West: 29-23**

**East: 13-17**

**Division: 11-5**

**Home: 27-14**

**Road: 15-26**

**Overtime: 3-4**

Head Coach: Willie Green, Detroit Mercy

Assistant Coaches: Jarron Collins, Stanford; Casey Hill, Trinity; Fred Vinson, Georgia Tech;

Teresa Weatherspoon, Louisiana Tech; Ryan Frazier, Bucknell; Ryan Pannone, South Florida

VP of Player Care & Performance: Aaron Nelson, Iowa State

Head Athletic Trainer: Tom Maystadt, Iowa State

### 2022-23 Final Roster

No.	Player	Position	Height	Weight	Birthdate	Prior to NBA/Country	NBA Yrs
15	Jose Alvarado	G	6-0	179	04/12/1998	Georgia Tech/USA	2
11	Dyson Daniels	G	6-7	200	3/17/2003	G League Ignite/Australia	1
10	Jaxson Hayes	C	7-0	217	05/23/2000	Texas/USA	4
9	Willy Hernangómez	C	6-11	262	05/27/1994	Real Madrid/Spain	7
14	Branden Ingram	F	6-8	210	09/02/1997	Duke/USA	7
5	Herbert Jones	G/F	6-7	212	10/06/1998	Alabama/USA	2
13	Kira Lewis Jr.	G	6-1	178	04/06/2001	Alabama/USA	3
32	E.J. Liddell*	F	6-6	240	12/18/2000	Ohio State/USA	1
8	Naji Marshall	F	6-6	225	01/24/1998	Xavier (OH)/USA	3
3	CJ McCollum	G	6-3	202	09/19/1991	Lehigh/USA	10
25	Trey Murphy III	G/F	6-8	211	06/18/2000	Virginia/USA	2
22	Larry Nance Jr.	F	6-17	242	01/01/1993	Wyoming/USA	8
2	Josh Richardson	G	6-6	190	09/15/1993	Tennessee/USA	8
0	Dereon Seabron*	G	6-5	183	05/26/2000	North Carolina State/USA	1
41	Garrett Temple	G/F	6-5	190	05/08/1986	Louisiana State/USA	13
17	Jonas Valančiūnas	C	7-0	265	05/06/1992	Lietuvos Rytas/Lithuania	11
1	Zion Williamson	F	6-6	285	07/06/2002	Duke/USA	4

\*Two-Way Player

### 2022-23 Final Statistics

Player	G	GS	MIN	FG	FGA	PCT	3FG	3FGA	PCT	FT	FTA	PCT	OFF	DEF	TOT	AST	PF	DO	STL	TO	BLK	PTS	AVG
Williamson	29	29	956	285	469	608	7	19	368	177	248	.714	58	144	202	133	65	0	32	99	16	754	26.0
Ingram	45	45	1538	404	835	484	64	164	390	240	272	.882	23	223	246	262	116	2	32	148	19	1112	24.7
McCollum	75	75	2649	587	1344	437	211	543	389	183	238	.769	55	273	328	429	153	0	70	183	38	1568	20.9
Murphy	79	65	2448	387	800	484	202	497	406	172	190	.905	59	222	281	112	155	1	89	61	43	1148	14.5
Valančiūnas	79	79	1968	446	816	547	38	109	349	185	224	.826	225	579	804	140	245	2	20	159	52	1115	14.1
Richardson (TOT)	65	10	1531	239	554	431	107	293	365	69	81	.852	41	134	175	174	117	0	69	86	20	654	10.1
Richardson (NO)	23	4	533	62	148	419	33	86	384	16	21	.762	11	45	56	37	47	0	29	23	9	173	7.5
Jones	66	66	1950	235	501	469	56	167	335	123	161	.764	97	172	269	162	208	4	103	88	42	649	9.8
Marshall	77	21	1792	247	571	433	66	218	303	138	175	.789	48	231	279	189	113	0	54	97	14	698	9.1
Alvarado	61	10	1311	201	489	411	83	247	336	65	80	.813	28	113	141	186	125	0	67	81	10	550	9.0
Hernangomez	38	2	458	89	169	527	3	11	273	81	104	.779	58	122	180	33	64	0	17	39	13	262	6.9
Nance	65	1	1381	186	305	610	14	42	533	55	79	.696	106	248	354	119	133	0	56	42	37	441	6.8
Graham	53	0	811	85	231	368	66	190	347	44	59	.746	12	60	72	116	48	0	30	27	10	280	5.3
Hayes	47	2	610	86	156	551	3	29	103	58	83	.699	39	93	132	34	67	0	20	31	19	233	5.0
Lewis	25	0	235	40	88	455	15	34	441	19	22	.864	5	28	33	23	24	0	10	2	114	4.6	
Daniels	59	11	1042	87	208	418	27	86	314	26	40	.650	36	152	188	134	99	0	43	57	11	227	3.8
Temple	25	0	162	18	45	400	11	26	423	3	4	.750	5	12	17	13	15	0	9	4	2	50	2.0
Seabron	5	0	12	2	5	400	0	0	0	0	0	---	1	0	1	0	1	0	0	0	0	4	0.8
<b>PELICANS</b>	<b>82</b>	<b>-</b>	<b>19855</b>	<b>3447</b>	<b>7180</b>	<b>4880</b>	<b>859</b>	<b>2468</b>	<b>364</b>	<b>1585</b>	<b>2000</b>	<b>.793</b>	<b>866</b>	<b>2717</b>	<b>3583</b>	<b>2122</b>	<b>1678</b>	<b>9</b>	<b>681</b>	<b>1196</b>	<b>337</b>	<b>9378</b>	<b>114.4</b>
<b>OPPONENTS</b>	<b>82</b>	<b>-</b>	<b>19855</b>	<b>3357</b>	<b>7105</b>	<b>472</b>	<b>1002</b>	<b>2953</b>	<b>.339</b>	<b>1507</b>	<b>1935</b>	<b>.779</b>	<b>792</b>	<b>2634</b>	<b>3426</b>	<b>2044</b>	<b>1673</b>	<b>16</b>	<b>600</b>	<b>1228</b>	<b>386</b>	<b>9223</b>	<b>112.5</b>

# 2022-2023 SEASON

## 2022-23 FINAL RESULTS

G	Date	H/A	OPP	W/L	Score	New Orleans High Scorer	New Orleans High Rebounds	New Orleans High Assists	Opponent High Scorer	Atten.
1	Oct 19	A	BKN	W	130-108	Ingram-28	Valanciuas-13	McCollum-6	Durant-32	18,003
2	Oct 21	A	CHA	W	124-112	Valanciuas-30	Valanciuas-17	Ingram-7	Hayward-26	19,287
3	Oct 23	H	UTA	L	121-122*	McCollum-28	Murphy-9	McCollum-12	Markkanen-31	18,665
4	Oct 25	H	DAL	W	113-111	Murphy-22	Murphy-22	McCollum-11	Donic-37	10,020
5	Oct 28	A	PHX	L	111-124	Valanciuas-25	Valanciuas-10	McCollum-9	Bridges-27	17,071
6	Oct 30	A	LAC	W	112-91	McCollum-22	Williamson-12	Williamson-7	Powell-18	18,142
7	Nov 2	A	LAL	L	117-120*	Williamson-27	Valanciuas-10	McCollum-8	Walker-28	18,997
8	Nov 4	H	GSW	W	114-105	Ingram-26	McCollum-8	McCollum-5	Poole-20	18,451
9	Nov 5	A	ATL	L	121-124*	McCollum-29	Valanciuas-17	Ingram-7	Young-34	17,654
10	Nov 7	A	IND	L	122-129	Ingram-29	Williamson-7	McCollum-7	Turner-37	10,052
11	Nov 9	A	CHI	W	115-111	Ingram-22	Valanciuas-13	McCollum-5	DeRozan-33	19,621
12	Nov 10	H	POR	L	95-106	Williamson-29	Valanciuas-7	McCollum-7	Grant-27	14,289
13	Nov 12	H	HOU	W	119-106	Williamson-26	Nance-9	McCollum-7	J. Green-33	15,367
14	Nov 15	H	MEM	W	113-102	McCollum-30	Daniels-9	McCollum-9	Morant-36	14,032
15	Nov 16	H	CHI	W	124-110	McCollum-23	Murphy-10	Ingram-9	DeRozan-28	14,658
16	Nov 18	H	BOS	L	109-117	Ingram-25	Nance-8	Ingram-7	Brown-27	17,828
17	Nov 21	H	GSW	W	128-83	Ingram-34	Valanciuas-13	Marshall-7	Poole-26	18,589
18	Nov 23	A	SAS	W	129-110	Williamson-32	Williamson-11	Ingram-10	Vassell-26	14,947
19	Nov 25	A	MEM	L	111-132	Murphy-21	Tied with-5	Daniels-6	Brooks-25	17,794
20	Nov 28	H	OKC	W	105-101	Williamson-23	Valanciuas-10	Williamson-8	Gilgeous-Alexand-31	13,109
21	Nov 30	H	TOR	W	126-108	Williamson-33	Valanciuas-13	Daniels-9	Trent-35	14,845
22	Dec 2	A	SAS	W	117-99	Williamson-30	Williamson-15	Williamson-8	Vassell-25	17,202
23	Dec 4	H	DEN	W	121-106	Alvarado-38	Hernandez-8	McCollum-6	Jokic-32	15,658
24	Dec 7	H	DET	W	104-98	Williamson-29	Williamson-5	Murphy-5	Bey-25	14,073
25	Dec 9	H	PHX	W	128-117	Williamson-35	Valanciuas-10	McCollum-5	Ayton-25	16,381
26	Dec 11	H	PHX	W	129-124*	Williamson-35	Valanciuas-10	Daniels-8	Ayton-28	18,681
27	Dec 13	A	UTA	L	100-121	Williamson-26	Williamson-9	Williamson-5	Beasley-21	18,206
28	Dec 15	A	UTA	L	129-132*	Williamson-31	Nance-9	Williamson-8	Carson-39	18,026
29	Dec 17	A	PHX	L	114-118	Williamson-30	Valanciuas-8	Williamson-9	Booker-58	17,071
30	Dec 19	H	MIL	L	119-128	Valanciuas-37	Valanciuas-18	McCollum-9	G. Antetokounmpo-42	18,271
31	Dec 22	H	SAS	W	126-117	McCollum-40	Valanciuas-10	McCollum-9	Sochan-23	15,214
32	Dec 23	A	OKC	W	128-125*	Murphy-23	Marshall-8	McCollum-11	Gilgeous-Alexand-44	16,417
33	Dec 26	H	IND	W	113-93	Marshall-22	Valanciuas-12	McCollum-6	Maturin-15	18,656
34	Dec 28	H	MIN	W	119-118	Williamson-43	Valanciuas-13	McCollum-6	Russell-27	18,639
35	Dec 30	H	PHI	W	127-116	McCollum-42	Valanciuas-9	McCollum-5	Embiid-37	18,656
36	Dec 31	A	MEM	L	101-116	Williamson-20	Jones-11	Marshall-4	Morant-32	17,951
37	Jan 2	A	PHI	L	111-120	McCollum-26	Valanciuas-12	Williamson-7	Embiid-42	20,531
38	Jan 4	H	HOU	W	119-108	McCollum-28	Valanciuas-17	McCollum-6	Martin-16	17,295
39	Jan 6	H	BKN	L	102-108	McCollum-28	Valanciuas-10	McCollum-6	Durant-33	18,306
40	Jan 7	A	DAL	L	117-127	Valanciuas-25	Hernandez-10	Alvarado-7	Donic-34	20,630
41	Jan 9	A	WAS	W	132-112	McCollum-34	Valanciuas-12	Graham-6	Porzingis-23	16,223
42	Jan 11	A	BOS	L	114-125	McCollum-38	Marshall-7	McCollum-4	Brown-41	19,156
43	Jan 13	A	DET	W	116-110	Valanciuas-33	Valanciuas-16	McCollum-9	Bogdanovic-22	18,989
44	Jan 16	A	CLE	L	103-113	McCollum-25	Valanciuas-13	Alvarado-5	Garland-30	19,432
45	Jan 18	H	MIA	L	98-124	McCollum-21	Valanciuas-10	Nance-6	Adebayo-26	17,736
46	Jan 20	A	ORL	L	110-123	McCollum-23	Valanciuas-10	Daniels-8	F. Wagner-30	19,025
47	Jan 22	A	MIA	L	96-100	Murphy-17	Valanciuas-16	Daniels-6	Herro-26	19,600
48	Jan 24	H	DEN	L	98-99	McCollum-20	Valanciuas-9	McCollum-4	Murray-25	14,699
49	Jan 25	H	MIN	L	102-111	McCollum-25	Valanciuas-12	McCollum-8	Edwards-37	14,887
50	Jan 28	H	WAS	L	103-113	McCollum-24	Nance-8	McCollum-5	Gafford-21	17,692
51	Jan 29	A	MIL	L	110-135	Alvarado-18	Nance-12	Alvarado-6	G. Antetokounmpo-50	17,341
52	Jan 31	A	DEN	L	113-122	McCollum-21	Nance-11	Ingram-9	Murray-32	18,868
53	Feb 2	A	DAL	L	106-111	Ingram-26	Valanciuas-13	McCollum-8	Donic-31	19,670
54	Feb 4	H	LAL	W	131-126	Ingram-35	Valanciuas-14	McCollum-7	Davis-34	18,886
55	Feb 5	H	SAC	W	136-104	Murphy-30	Hernandez-16	Tied with-4	Monk-16	17,779
56	Feb 7	H	ATL	W	116-107	Ingram-30	Valanciuas-14	Ingram-8	Bogdanovic-22	16,669
57	Feb 10	H	CLE	L	107-118	Ingram-25	Valanciuas-7	Ingram-8	Mitchell-30	16,398
58	Feb 13	A	OKC	W	103-100	Ingram-34	Valanciuas-8	Nance-3	Gilgeous-Alexand-24	14,920
59	Feb 15	A	LAL	L	102-120	Ingram-25	Hernandez-11	McCollum-9	Davis-28	18,997
60	Feb 23	A	TOR	L	110-115	Ingram-36	Valanciuas-12	McCollum-5	Siakam-26	19,800
61	Feb 25	A	NYK	L	106-128	Ingram-19	Valanciuas-10	McCollum-4	Randle-28	19,832
62	Feb 27	H	ORL	L	93-101	Ingram-25	Marshall-6	McCollum-6	Banchero-29	16,018
63	Mar 1	A	POR	W	121-110	Ingram-40	McCollum-7	McCollum-7	Lillard-41	18,566
64	Mar 3	A	GSW	L	99-108	McCollum-25	McCollum-6	McCollum-5	Thompson-27	18,064
65	Mar 6	A	SAC	L	108-123	Ingram-24	Valanciuas-12	Jones-8	Huerter-25	17,708
66	Mar 8	H	DAL	W	113-106	McCollum-32	Jones-9	Marshall-6	Irving-27	14,073
67	Mar 11	H	OKC	L	96-119	McCollum-26	Marshall-8	McCollum-8	Gilgeous-Alexand-35	17,606
68	Mar 12	H	POR	W	127-110	Murphy-41	Valanciuas-12	McCollum-11	Simons-17	16,766
69	Mar 14	H	LAL	L	108-123	Ingram-22	Jones-7	McCollum-9	Davis-35	18,625
70	Mar 17	A	HOU	L	112-114	Ingram-31	Valanciuas-17	Ingram-6	J. Green-25	15,841
71	Mar 19	A	HOU	W	117-107	McCollum-26	Valanciuas-12	Ingram-9	J. Green-40	14,209
72	Mar 21	H	SAS	W	119-84	Ingram-32	Valanciuas-15	Ingram-7	Mamukelashvili-20	15,466
73	Mar 23	H	CHA	W	115-96	Ingram-30	Valanciuas-19	Ingram-10	Washington-18	15,749
74	Mar 25	A	LAC	W	131-110	Murphy-32	Valanciuas-13	Ingram-13	Hyland-18	17,702
75	Mar 27	A	POR	W	124-90	Ingram-29	Valanciuas-21	McCollum-8	Johnson-20	17,943
76	Mar 28	A	GSW	L	109-120	Ingram-26	Valanciuas-9	Ingram-7	Curry-39	18,064
77	Mar 30	A	DEN	W	107-88	Ingram-31	Valanciuas-12	Ingram-10	Murray-21	19,728
78	Apr 1	H	LAC	W	122-114	Ingram-36	Valanciuas-12	Ingram-8	Leonard-40	18,399
79	Apr 4	H	SAC	L	103-121	Ingram-22	Valanciuas-8	Ingram-6	Fox-23	15,799
80	Apr 5	H	MEM	W	138-131*	Jones-35	McCollum-10	Ingram-13	Jackson-40	17,232
81	Apr 7	H	NYK	W	113-105	Murphy-31	Valanciuas-12	Ingram-7	Barrett-28	18,656
82	Apr 9	A	MIN	L	108-113	Ingram-42	Valanciuas-18	Ingram-7	Towns-30	18,978

\* overtime



# 2022-2023 SEASON

## NEW ORLEANS - TEAM HIGHS & LOWS

	Highs			Lows		
Total Points	138	vs. MEM	5-Apr	93	vs. ORL	27-Feb
Field Goals Made	52	vs. LAL	4-Feb	32	at MEM	31-Dec
Field Goals Att.	108 <sup>*</sup>	at ATL	5-Nov	74	at OKC	13-Feb
Field Goal %	.581 <sup>*</sup>	vs. PHX	11-Dec	.352	at MEM	31-Dec
3-Pt. Field Goals Made	21#		Twice	3		Twice
3-Pt. Field Goals Att.	45	vs. MIL	19-Dec	17	vs. LAC	1-Apr
Free Throws Made	33 <sup>*</sup>	at OKC	23-Dec	5	at LAC	30-Oct
Free Throws Att.	43	vs. MIN	28-Dec	8	at LAC	30-Oct
Free Throw %	.962	at SAS	2-Dec	.611	vs. MIA	18-Jan
Offensive Rebounds	21	at BKN	19-Oct	3	at CLE	16-Jan
Defensive Rebounds	45	at POR	27-Mar	22		Twice
Total Rebounds	61	at BKN	19-Oct	26	vs. DAL	25-Oct
Assists	36	at LAC	25-Mar	16		Twice
Steals	17	at MIA	22-Jan	2		Twice
Turnovers	25	at MIA	22-Jan	6	at POR	1-Mar
Blocked Shots	9	vs. DET	7-Dec	0		4 Times
Bench Points	65	at MEM	25-Nov	8	at MIN	9-Apr
1st Quarter Points	45	vs. HOU	4-Jan	15	at DAL	7-Jan
2nd Quarter Points	37		3 Times	15		Twice
3rd Quarter Points	44	at MIL	29-Jan	16		Twice
4th Quarter Points	39	vs. MEM	5-Apr	17	vs. BKN	6-Jan
1st Half Points	75	vs. HOU	4-Jan	40	vs. LAL	14-Mar
2nd Half Points	73	vs. PHX	9-Dec	38		Twice
2nd Half w/ OT Points	86 <sup>*</sup>	vs. MEM	5-Apr	64 <sup>*</sup>	at OKC	23-Dec
Overtime Period Points	16 <sup>*</sup>	at OKC	23-Dec	6 <sup>*</sup>		Twice

Denotes -

\*Franchise Record #Ties Franchise Record

<sup>^</sup>Overtime Game

## OPPONENTS - TEAM HIGHS & LOWS

	Highs			Lows		
Total Points	135	at MIL	29-Jan	83	vs. GSW	21-Nov
Field Goals Made	53	at MIL	29-Jan	28	vs. GSW	21-Nov
Field Goals Att.	105 <sup>*</sup>	vs. PHX	11-Dec	71	vs. GSW	4-Nov
Field Goal %	.568	at DAL	7-Jan	.345	vs. SAS	21-Mar
3-Pt. Field Goals Made	22		Twice	4	at DEN	30-Mar
3-Pt. Field Goals Att.	48		Twice	27	at CHI	9-Nov
Free Throws Made	36	at HOU	19-Mar	8		Twice
Free Throws Att.	38		Twice	13		3 Times
Free Throw %	.950	vs. BKN	6-Jan	.579	vs. SAS	21-Mar
Offensive Rebounds	19		Twice	2	at LAC	25-Mar
Defensive Rebounds	45		Twice	23	at POR	27-Mar
Total Rebounds	59	at UTA	13-Dec	29		3 Times
Assists	39	at SAC	6-Mar	15		Twice
Steals	16	at MIA	22-Jan	1	at NYK	25-Feb
Turnovers	27	vs. GSW	21-Nov	8		Twice
Blocked Shots	11	at MEM	31-Dec	0	vs. DAL	8-Mar
Bench Points	65		Twice	15	vs. BOS	19-Nov
1st Quarter Points	44	at MEM	25-Nov	14		Twice
2nd Quarter Points	40		Twice	14	vs. ORL	27-Feb
3rd Quarter Points	44	at MIL	29-Jan	15	at LAC	30-Oct
4th Quarter Points	42	vs. SAS	22-Dec	15		Twice
1st Half Points	75	vs. LAL	14-Mar	35	at POR	27-Mar
2nd Half Points	74	at GSW	27-Mar	36	vs. DEN	24-Jan
2nd Half w/ OT Points	79 <sup>*</sup>	at OKC	23-Dec	55 <sup>*</sup>	at LAL	2-Nov
Overtime Period Points	15 <sup>*</sup>	at ATL	5-Nov	7 <sup>*</sup>		Twice

Denotes -

\*Franchise Record #Ties Franchise Record

<sup>^</sup>Overtime Game

# 2022-2023 SEASON

## NEW ORLEANS - INDIVIDUAL HIGHS

Total Points	43	Zion Williamson	vs. MIN	28-Dec
Points in a Half	33	Zion Williamson (2nd)	vs. MIN	28-Dec
Points in a Quarter	21	Brandon Ingram (1st)	at MIN	9-Apr
Bench Points	38	Jose Alvarado	vs. DEN	4-Dec
Minutes	46*	Brandon Ingram/Trey Murphy III	vs. MEM	5-Apr
Field Goals Made	18	Brandon Ingram	at POR	1-Mar
Field Goals Attempted	29	Brandon Ingram	at POR	1-Mar
3-Point Field Goals Made	11*	CJ McCollum	vs. PHI	30-Dec
3-Point Field Goals Attempted	16	CJ McCollum	vs. PHI	30-Dec
Free Throws Made	14	Zion Williamson	vs. MIN	28-Dec
Free Throws Attempted	19	Zion Williamson	vs. MIN	28-Dec
Offensive Rebounds	9	Jonas Valanciūnas	at DAL	2-Feb
Defensive Rebounds	17	Jonas Valanciūnas	at POR	27-Mar
Total Rebounds	21	Jonas Valanciūnas	at POR	27-Mar
Assists	13	Brandon Ingram		Twice
Steals	5	Herbert Jones (4x)/Devonte' Graham/Josh Richardson		6 Times
Turnovers	9	Zion Williamson	at MEM	31-Dec
Blocked Shots	4	Jonas Valanciūnas	at HOU	17-Mar

Denotes -

# Ties Franchise Record

\* Franchise Record

^ Overtime Game

## OPPONENTS - INDIVIDUAL HIGHS

Total Points	58	Devin Booker	at PHX	17-Dec
Points in a Half	36	Devin Booker (2nd)	at PHX	17-Dec
Points in a Quarter	21	Luka Dončić (1st)	at DAL	2-Feb
Bench Points	35	Gary Trent Jr.	vs. TOR	30-Nov
Minutes	45*	Mikal Bridges	vs. PHX	11-Dec
Field Goals Made	21	Devin Booker	at PHX	17-Dec
Field Goals Attempted	35	Devin Booker	at PHX	17-Dec
3-Point Field Goals Made	8	Stephen Curry	at GSW	27-Mar
3-Point Field Goals Attempted	15	Stephen Curry	at GSW	27-Mar
Free Throws Made	17	Giannis Antetokounmpo	vs. MIL	19-Dec
Free Throws Attempted	22	Giannis Antetokounmpo	vs. MIL	19-Dec
Offensive Rebounds	8	Jarred Vanderbilt	at UTA	13-Dec
Defensive Rebounds	17	Nikola Jokic	at DEN	31-Jan
Total Rebounds	21	Steven Adams	at MEM	31-Dec
Assists	16	Trae Young	vs. ATL	7-Feb
Steals	5	Jimmy Butler	at MIA	22-Jan
Turnovers	8	Anthony Edwards	at MIN	9-Apr
Blocked Shots	6	Jaren Jackson Jr.	at MEM	31-Dec

Denotes -

# Ties Franchise Record

\* Franchise Record

^ Overtime Game



# 2022-2023 SEASON

## NEW ORLEANS - TOP TEAM PERFORMANCES

### Points

138	vs. Memphis (OT)	5-Apr-23
136	vs. Sacramento at Washington	5-Feb-23
132	at L.A. Clippers	9-Jan-23
131	vs. Los Angeles Lakers	25-Mar-23
		4-Feb-23

### Rebounds

61	at Brooklyn at Atlanta (OT)	19-Oct-22
59	at Atlanta (OT)	5-Nov-22
55	at Oklahoma City (OT)	23-Dec-22
54	vs. Indiana	26-Dec-22

### FG Percentage

.584	at Phoenix (45-77)	17-Dec-22
.581	vs. Phoenix (50-86)	11-Dec-22
.579	vs. Dallas (44-76)	25-Oct-22
.573	at San Antonio (47-82)	23-Nov-22

### Assists

36	at L.A. Clippers	25-Mar-23
35	vs. Memphis vs. Portland at Los Angeles Lakers at San Antonio	5-Apr-23 12-Mar-23 4-Feb-23 23-Nov-22

### Steals

17	at Miami	22-Jan-23
15	vs. Golden State at Dallas	21-Nov-22 7-Jan-23
14	vs. Philadelphia	30-Dec-22

### FT Percentage

.962	at San Antonio (25-26)	2-Dec-22
.950	vs. New York (19-20)	7-Apr-23
.933	vs. Charlotte (14-15)	23-Mar-23
.929	at Golden State (13-14)	28-Mar-23

## NEW ORLEANS - TOP INDIVIDUAL PERFORMANCES

### Points

43	Zion Williamson	vs. Minnesota	28-Dec-22
42	Brandon Ingram	at Minnesota	9-Apr-23
	CJ McCollum	vs. Philadelphia	30-Dec-22
41	Trey Murphy III	vs. Portland	12-Mar-23

### Rebounds

21	Jonas Valančiūnas	at Portland	27-Mar-23
19	Jonas Valančiūnas	vs. Charlotte	23-Mar-23
18	Jonas Valančiūnas	vs. Milwaukee	19-Dec-22
	Jonas Valančiūnas	at Minnesota	9-Apr-23

### Assists

13	Brandon Ingram	at L.A. Clippers	25-Mar-23
	Brandon Ingram	vs. Memphis (OT)	5-Apr-23
12	CJ McCollum	vs. Utah (OT)	23-Oct-22
11	CJ McCollum	vs. Dallas	25-Oct-23
	CJ McCollum	at Oklahoma City (OT)	23-Dec-22
	CJ McCollum	vs. Portland	12-Mar-23

## OPPONENTS - TOP TEAM PERFORMANCES

### Points

135	at Milwaukee	29-Jan-23
132	at Memphis at Utah (OT)	25-Nov-22 15-Dec-22
131	vs. Memphis (OT)	5-Apr-23

### Rebounds

59	at Utah	13-Dec-22
57	at Milwaukee	29-Jan-23
56	at Los Angeles Lakers	2-Nov-22
54	at New York	25-Feb-23

### FG Percentage

.568	at Dallas (42-74)	7-Jan-23
.566	at Sacramento (47-83)	6-Mar-23
.565	vs. Cleveland (48-85)	10-Feb-23
.560	vs. Philadelphia (42-75)	30-Dec-22

### Assists

39	at Sacramento	6-Mar-23
37	vs. Miami	18-Jan-23
35	vs. Sacramento	4-Apr-23
34	vs. Phoenix	11-Dec-22

### Steals

16	at Miami	22-Jan-23
14	at Memphis	31-Dec-22
13	vs. Utah (OT)	23-Oct-22

### FT Percentage

.950	vs. Brooklyn (19-20)	6-Jan-23
.947	at Houston (36-38)	19-Mar-23
.931	at Portland (27-29)	1-Mar-23
.920	vs. Golden State (23-25)	4-Nov-22

## OPPONENTS- TOP INDIVIDUAL PERFORMANCES

### Points

58	Devin Booker	at Phoenix	17-Dec-22
50	Giannis Antetokounmpo	at Milwaukee	29-Jan-23
44	Shai Gilgeous-Alexander	at Oklahoma City	23-Dec-22
42	Giannis Antetokounmpo	vs. Milwaukee	19-Dec-22
	Joel Embiid	at Philadelphia	2-Jan-23

### Rebounds

21	Steven Adams	at Memphis	31-Dec-22
19	Clint Capela	at Atlanta	5-Nov-22
18	Nikola Jokić	at Denver	31-Jan-23
	Jakob Poeltl	at Toronto	23-Feb-23

### Assists

16	Trae Young	vs. Atlanta	7-Feb-23
15	Nikola Jokić	at Denver	31-Jan-23
13	Draymond Green	at Golden State	28-Mar-23
	Tyrese Haliburton	at Indiana	7-Nov-22
12	Killian Hayes	vs. Detroit	7-Dec-22
	Tyus Jones	vs. Memphis	5-Apr-23

# 2022-2023 SEASON

## DIVISION RECORDS

	Record	Home	Road	OT
<b>OVERALL</b>	<b>42-40</b>	<b>27-14</b>	<b>15-26</b>	<b>3-4</b>
Atlantic	4-6	3-2	1-4	
Central	5-5	3-2	2-3	
Southeast	4-6	2-3	2-3	0-1
<b>EASTERN</b>	<b>13-17</b>	<b>8-7</b>	<b>5-10</b>	<b>0-1</b>
Southwest	11-5	8-0	3-5	1-0
Northwest	9-9	4-5	5-4	1-2
Pacific	9-9	7-2	2-7	1-1
<b>WESTERN</b>	<b>29-23</b>	<b>19-7</b>	<b>10-16</b>	<b>3-3</b>

## WIN/LOSS MARGINS

Margins	1	2	3	4	5	6	7	8	9	10	11	12	13	14	15
Won:	1	1	2	2	2	2	2	3	1	5	1	1	1	1	1
Lost:	2	1	3	2	3	1	1	2	5	3	4	0	2	1	3
<b>Margins</b>	<b>16</b>	<b>17</b>	<b>18</b>	<b>19</b>	<b>20</b>	<b>21</b>	<b>22</b>	<b>23</b>	<b>24</b>	<b>25</b>	<b>26</b>	<b>27</b>	<b>28</b>	<b>29</b>	<b>30</b>
Won:	0	1	2	3	2	2	1	0	0	0	0	0	0	0	0
Lost:	0	0	2	0	0	2	1	0	0	1	1	0	0	0	0
<b>Margins</b>	<b>31</b>	<b>32</b>	<b>33</b>	<b>34</b>	<b>35</b>	<b>36</b>	<b>37</b>	<b>38</b>	<b>39</b>	<b>40</b>	<b>41</b>	<b>42</b>	<b>43</b>	<b>44</b>	<b>45+</b>
Won:	0	1	0	1	1	0	0	0	0	0	0	0	0	0	1
Lost:	0	1	0	0	0	0	0	0	0	1	0	0	0	0	0

## TEAM WINNING & LOSING STREAKS

	Overall	Home	Road
Longest Winning	7	7	3
Longest Losing	10	5	6

## TEAM RECORD WHEN...

Equal or rebound opponent	35-16
Bench equals or outscores opponent bench	17-18
Lead at halftime	31-13
Tied at halftime	2-1
Trail at halftime	9-26
Lead or tied after third	35-8
Trail after third	7-32
Shoot equal or better than opponent	36-12
Outshot by opponent	6-28
Grab 50 or more rebounds	13-5
Grab 40 or more rebounds	35-25
Grab less than 40 rebounds	7-15
Shoot more free throws than opponent	26-14
Shoot equal or fewer free throws than opponent	16-26
Commit more turnovers than opponent	20-19
Commit equal or fewer turnovers	21-21

## MONTHLY RECORD

	Won	Lost
Oct.	4	2
Nov.	9	6
Dec.	10	5
Jan.	3	13
Feb.	4	6
Mar.	9	6
Apr.	3	2

## HOME ATTENDANCE

Games	41
Total	687,691
Average	16,773
High	18,886
Sellouts	21

## SCORING

	-100	100+	110+	120+
New Orleans	0-7	42-33	38-17	21-4
Opponents	9-1	33-39	18-34	4-22

## SHOOTING

	-40%	40-49%	50-59%	60%+
New Orleans	0-4	19-29	23-6	0-0
Opponents	6-0	27-24	9-15	0-2

## BACK-TO-BACK GAMES

1st	2nd	Won 2	Lost 2
7-5	5-7	3	3

Offense	Overall Games	Record	Home Games	Record	Road Games	Record
+100	75	42-33	36	27-9	39	15-24
<100 points:	7	0-7	5	0-5	2	0-2
<b>Defense</b>						
+100	72	33-39	35	22-13	37	11-26
<100 points:	10	9-1	6	5-1	4	4-0

## SCORING BY QUARTER

	1st	2nd	1st Half	3rd	4th	2nd Half	OT	Total
New Orleans	2,382	2,263	4,645	2,401	2,255	4,656	77	9,378
Average	29.0	27.6	56.6	29.3	27.5	56.8	11.0	114.4
Opponents	2,298	2,208	4,506	2,425	2,220	4,645	72	9,223
Average	28.0	26.9	55.0	29.6	27.1	56.6	10.3	112.5

## STARTERS/BENCH SCORING

	Points	Average	Percentage
Starters	6,772	82.6	72.2
Bench	2,606	31.8	27.8

## STARTERS/BENCH SCORING HIGHS & LOWS

	High	Low
Starters	108	46
Bench	65	11

Starters: 108 at Memphis 25-Nov-22  
 Bench: 65 at Memphis 25-Nov-22  
 Starters: 46 at Memphis 25-Nov-22  
 Bench: 11 Twice



# 2022-2023 SEASON

## NEEDS A HEADER - Season Highs

PLAYER	MINUTES	FIELD GOALS	FREE THROWS	OFFENSIVE	- REBOUNDS - DEFENSIVE	TOTAL	ASSISTS	STEALS	TURNOVERS	BLOCKS	POINTS
JOSE ALVARADO	34C JAN. 16 at Cle.	12C DEC. 4 vs Den.	7C JAN. 29 at Milw.	2 (4) FEB. 27 vs Orl.	5 JAN. 6 vs Brk.	6 NOV. 18 vs Bos.	9 NOV. 23 at S.A.	4 DEC. 30 vs Phil.	5C NOV. 23 at S.A.	2T JAN. 18 vs Miami	38C DEC. 4 vs Den.
DYSON DANIELS	36C DEC. 11 vs Phoe.	6C NOV. 30 vs Tor.	3C APR. 4 vs Sac.	2C(8) APR. 1 vs LA-C	8C NOV. 15 vs Mem.	9C NOV. 15 vs Mem.	9C NOV. 30 vs Tor.	4C JAN. 16 at Cle.	5C JAN. 18 vs Miami	1C(11) MAR. 1 at Port.	14C NOV. 30 vs Tor.
JAXSON HAYES	32 MAR. 11 vs OKC.	8 DEC. 23 at OKC.	7 MAR. 1 at Port.	4 JAN. 6 vs Brk.	8 DEC. 26 vs Ind.	9 DEC. 26 vs Ind.	4T DEC. 23 at OKC.	4C FEB. 5 vs Sac.	3T(2) MAR. 3 at G.S.	3 DEC. 26 vs Ind.	21 DEC. 23 at OKC.
WILLY HERNANGOMEZ	28 FEB. 5 vs Sac.	7 FEB. 5 vs Sac.	8 (2) FEB. 5 vs Sac.	6 JAN. 7 at Dall.	13C FEB. 5 vs Sac.	16 FEB. 5 vs Sac.	5T DEC. 22 vs S.A.	3T FEB. 25 at N.Y.	4 (2) DEC. 22 vs S.A.	3T JAN. 28 vs Wash.	22 FEB. 5 vs Sac.
BRANDON INGRAM	46C APR. 5 vs Mem.	18C MAR. 1 at Port.	11 OCT. 21 at Cha.	3 APR. 9 at Minn.	11 (2) MAR. 30 at Den.	12 APR. 9 at Minn.	13C(2) APR. 5 vs Mem.	3 (2) NOV. 21 vs G.S.	7T APR. 4 vs Sac.	2 (3) NOV. 7 at Ind.	42 APR. 9 at Minn.
HERBERT JONES	44C APR. 5 vs Mem.	11C APR. 5 vs Mem.	8C APR. 5 vs Mem.	5 (3) MAR. 14 vs LA-L	7T(2) MAR. 6 at Sac.	11T DEC. 31 at Mem.	8T MAR. 6 at Sac.	5 (4) APR. 9 at Minn.	4T(3) FEB. 2 at Dall.	3T(4) APR. 7 vs N.Y.	35C APR. 5 vs Mem.
KIRA LEWIS	27 JAN. 29 at Milw.	7 JAN. 29 at Milw.	4 JAN. 7 at Dall.	2 FEB. 7 vs Atl.	6T JAN. 29 at Milw.	6T JAN. 29 at Milw.	4 FEB. 5 vs Sac.	2 (2) MAR. 12 vs Port.	2 (2) FEB. 10 vs Cle.	1 (2) MAR. 12 vs Port.	15 JAN. 29 at Milw.
NAJI MARSHALL	39C(2) NOV. 2 at LA-L	9C JAN. 7 at Dall.	8T(2) JAN. 6 vs Brk.	4 OCT. 28 at Phoe.	9 JAN. 6 vs Brk.	9 JAN. 6 vs Brk.	7T NOV. 21 vs G.S.	4T DEC. 15 at Utah	7T MAR. 11 vs OKC.	2T DEC. 7 vs Det.	24C JAN. 7 at Dall.
CJ MCCOLLUM	45 DEC. 11 vs Phoe.	15 JAN. 11 at Bos.	9 JAN. 20 at Orl.	3 NOV. 21 vs G.S.	9 APR. 5 vs Mem.	10 (2) APR. 5 vs Mem.	12T OCT. 23 vs Utah	3 (4) APR. 1 vs LA-C	7 JAN. 22 at Miami	2 (12) MAR. 27 at Port.	42 DEC. 30 vs Phil.
TREY MURPHY III	46C APR. 5 vs Mem.	13C MAR. 12 vs Port.	9C APR. 1 vs LA-C	4T(2) OCT. 30 at LA-C	9C NOV. 16 vs Chi.	10C NOV. 16 vs Chi.	5C DEC. 7 vs Det.	4C MAR. 23 vs Cha.	3C FEB. 13 at OKC.	3C(2) FEB. 13 at OKC.	41C MAR. 12 vs Port.
LARRY JR. NANCE	34 (2) APR. 5 vs Mem.	10T NOV. 4 vs G.S.	4 (3) JAN. 24 vs Den.	6 DEC. 9 vs Phoe.	10 (2) FEB. 2 at Dall.	12 (2) FEB. 2 at Dall.	6 (2) JAN. 18 vs Miami	4 (4) JAN. 22 at Miami	3 (4) NOV. 18 vs Bos.	2 (7) APR. 4 vs Sac.	22 NOV. 12 vs Hou.
JOSH RICHARDSON	34 (2) FEB. 25 at N.Y.	6 FEB. 25 at N.Y.	5 MAR. 12 vs Port.	2 (2) APR. 9 at Minn.	4 (2) APR. 1 vs LA-C	5 (2) APR. 9 at Minn.	4 (2) MAR. 17 at Hou.	5T FEB. 13 at OKC.	5 MAR. 25 at LA-C	2 (2) MAR. 12 vs Port.	19 MAR. 12 vs Port.
DEREON SEABRON	4C FEB. 15 at LA-L	1C(2) JAN. 11 at Bos.	0C	1C JAN. 9 at Wash.	0C	1C JAN. 9 at Wash.	0C	0C	0C	0C	2C(2) JAN. 11 at Bos.
GARRETT TEMPLE	19 DEC. 26 vs Ind.	2 (5) MAR. 27 at Port.	2 NOV. 28 vs OKC.	2 MAR. 12 vs Port.	3 NOV. 28 vs OKC.	3 NOV. 28 vs OKC.	2 (2) JAN. 24 vs Den.	2 (2) DEC. 26 vs Ind.	1 (4) MAR. 21 vs S.A.	1 (2) MAR. 27 at Port.	6 (2) NOV. 25 at Mem.
JONAS VALANCIUNAS	37 DEC. 19 vs Milw.	14 DEC. 19 vs Milw.	13 OCT. 21 at Cha.	9 FEB. 2 at Dall.	17 MAR. 27 at Port.	21 MAR. 27 at Port.	5 (6) MAR. 28 at G.S.	2 DEC. 13 at Utah	5 (4) MAR. 27 at Port.	4 MAR. 17 at Hou.	37 DEC. 19 vs Milw.
ZION WILLIAMSON	42T(2) DEC. 15 at Utah	14 (3) DEC. 28 vs Minn.	14C DEC. 28 vs Minn.	5 DEC. 15 at Utah	11 DEC. 2 at S.A.	15T DEC. 2 at S.A.	9C DEC. 17 at Phoe.	4 (2) NOV. 30 vs Tor.	9C DEC. 31 at Mem.	3T NOV. 28 vs OKC.	43C DEC. 28 vs Minn.

# 2022-2023 SEASON

## 2022-23 TEAM HIGHS & LOWS

PLAYER	MINUTES	FIELD GOALS	FREE THROWS	OFFENSIVE	- REBOUNDS - DEFENSIVE	TOTAL	ASSISTS	STEALS	TURNOVERS	BLOCKS	POINTS
PELICANS	265 (7)	52	33	21	45	61	36	17	25	9	138
High Games	APR. 5 vs Mem.	FEB. 4 vs LA-L	DEC. 23 at OKC.	OCT. 19 at Brk.	MAR. 27 at Port.	OCT. 19 at Brk.	MAR. 25 at LA-C	JAN. 22 at Miami	JAN. 22 at Miami	DEC. 7 vs Det.	APR. 5 vs Mem.
PELICANS	240 (75)	32	5	3	22 (2)	26	16 (2)	2 (2)	6	0 (4)	93
Low Games	APR. 9 at Minn.	DEC. 31 at Mem.	OCT. 30 at LA-C	JAN. 16 at Clev.	MAR. 3 at G.S.	OCT. 25 vs Dall.	JAN. 6 vs Brk.	DEC. 17 at Phoe.	MAR. 1 at Port.	MAR. 23 vs Cha.	FEB. 27 vs OrL.
OPPONENTS	265 (7)	53	36	19 (2)	45 (2)	59	39	16	27	12	135
High Games	APR. 5 vs Mem.	JAN. 29 at Milw.	MAR. 19 at Hou.	DEC. 13 at Utah	JAN. 29 at Milw.	DEC. 13 at Utah	MAR. 6 at Sac.	JAN. 22 at Miami	NOV. 21 vs G.S.	JAN. 6 vs Brk.	JAN. 29 at Milw.
OPPONENTS	240 (75)	28	8 (2)	2	23 (2)	29 (3)	15 (2)	1	8 (2)	0	83
Low Games	APR. 9 at Minn.	NOV. 21 vs G.S.	DEC. 13 at Utah	MAR. 25 at LA-C	MAR. 27 at Port.	MAR. 27 at Port.	MAR. 27 at Port.	FEB. 25 at N.Y.	FEB. 2 at Dall.	MAR. 8 vs Dall.	NOV. 21 vs G.S.

"C" indicates a new career-high, "T" a tied career-high.

Numbers in parentheses indicate the number of games in which a player or team has reached a given total (if more than one).



# 2022-2023 SEASON

## LEADERSHIP

	Leadership (ties)*			Points			Reb 10+	Ast 10+	Double-Doubles		
	Pts	Reb	Ast	10+	20+	30+			Pt/Ast	Pt/Reb	20/10
Jose Alvarado	2		3	26	2	1					
Dyson Daniels		2	6	5							
Devonte' Graham			1	9	1						
Jaxson Hayes		1		8	1						
Willy Hernangómez		6	1	9	1		3			2	1
Brandon Ingram	29	1	21	44	32	12	3	5	5	3	5
Herbert Jones	2	5	2	32	3	1	1				
Kira Lewis Jr.			1	3							
E.J. Liddell											
Naji Marshall	1	4	7	28	4						
CJ McCollum	23	4	40	69	44	9		4			4
Trey Murphy III	8	2	1	59	16	5	1			1	
Larry Nance Jr.		7	3	20	2		3			3	
Josh Richardson (NOP)			2	7							
Josh Richardson (TOT)				32	5			1	1		
Deron Seabron											
Garrett Temple											
Jonas Valanciūnas	5	57		61	17	3	48				43
Zion Williamson	17	6	9	29	23	9	5				5

\* leaderships include ties

## GAMES MISSED

Player	G	Reason	Player	G	Reason
Jose Alvarado	1	Right Rib; Contusion	Josh Richardson	1	Trade Pending
	20	Right Tibia; Stress Reaction		2	Personal
Dyson Daniels	2	Left Ankle; Sprain	Dereon Seabron	56	Two-Way Transfer
	1	Non-Covid Illness	Garrett Temple	2	Personal
	12	Right Ankle; Sprain	Jonas Valanciūnas	1	Right Quadriceps; Soreness
Jaxson Hayes	2	Left Elbow; UCL Tear		2	Left Calf; Contusion
Brandon Ingram	4	Concussion; Protocols	Zion Williamson	2	Right Posterior Hip/Lower Back; Contusion
	29	Left Great Toe; Contusion		3	Right Foot; Contusion
	1	Left Great Toe; Injury Recovery		2	Health and Safety Protocols
	1	Left Great Toe Soreness		1	Return to Competition Reconditioning
	2	Right Ankle; Sprain		45	Right Hamstring; Strain
Herbert Jones	4	Right Knee; Hyperextension	<b>Total Games Missed</b>	<b>345</b>	
	5	Left Ankle; Sprain	<b>Injury/Illness Only</b>	<b>271</b>	
	2	Health and Safety Protocols	<b>Health And Safety Protocols</b>	<b>5</b>	
	4	Right Low Back; Contusion			
Kira Lewis Jr.	13	Right Knee; ACL Injury Recovery			
	13	G League Assignment			
E.J. Liddell	82	Right Knee; ACL Injury Recovery			
Naji Marshall	2	Non-Covid Illness			
	3	Right Great Toe; Soreness			
CJ McCollum	1	Non-Covid Illness			
	1	Health and Safety Protocols			
	2	Return to Competition Reconditioning			
	1	Rest			
	1	Right Thumb; Sprain			
	1	Right Ankle; Sprain			
Trey Murphy III	2	Right Foot; Contusion			
	1	Non-Covid Illness			
Larry Nance Jr.	1	Left Knee; Hyperextension			
	2	Right Shoulder; Soreness			
	3	Right Achilles; Soreness			
	4	Neck; Spasms			
	1	Left Groin; Soreness			
	6	Left Ankle; Sprain			



# TEAM HISTORY



# TEAM HISTORY

## FRANCHISE YEAR-BY-YEAR

Season	Coach	Regular Season			Conference Finish	NBA Playoffs		
		W	L	Pct.		W	L	Pct.
2002-03	Paul Silas	47	35	.573	5th/Eastern	2	4	.333
2003-04	Tim Floyd	41	41	.500	5th/Eastern	3	4	.429
2004-05	Byron Scott	18	64	.220	15th/Western	--	--	---
2005-06	Byron Scott	38	44	.463	10th/Western	--	--	---
2006-07	Byron Scott	39	43	.476	10th/Western	--	--	---
2007-08	Byron Scott	56	26	.683	2nd/Western	7	5	.583
2008-09	Byron Scott	49	33	.598	7th/Western	1	4	.200
2009-10	Byron Scott, 3-6 Jeff Bower, 34-39	37	45	.451	11th/Western	--	--	--
2010-11	Monty Williams	46	36	.561	7th/Western	2	4	.333
2011-12	Monty Williams	21	45	.318	15th/Western	--	--	--
2012-13	Monty Williams	27	55	.329	14th/Western	--	--	--
2013-14	Monty Williams	34	48	.415	12th/Western	--	--	--
2014-15	Monty Williams	45	37	.549	8th/Western	0	4	.000
2015-16	Alvin Gentry	30	52	.366	12th/Western	--	--	--
2016-17	Alvin Gentry	34	48	.415	10th/Western	--	--	--
2017-18	Alvin Gentry	48	34	.585	6th/Western	5	4	.556
2018-19	Alvin Gentry	33	49	.402	13th/Western	--	--	--
2019-20	Alvin Gentry	30	42	.417	13th/Western	--	--	--
2020-21	Stan Van Gundy	31	41	.431	11th/Western	--	--	--
2021-22	Willie Green	36	46	.439	8th/Western	2	4	.333
2022-23	Willie Green	42	40	.512	9th/Western	--	--	--
<b>Totals</b>		<b>782</b>	<b>904</b>	<b>.460</b>		<b>22</b>	<b>33</b>	<b>.400</b>

## FRANCHISE ALL-TIME HEAD COACHES

Name	Tenure	Games	Won	Lost	Pct.
Paul Silas	2002-03	82	47	35	.573
Tim Floyd	2003-04	82	41	41	.500
Byron Scott	2004-05 thru 2009-10	419	203	216	.484
Jeff Bower	2009-10	73	34	39	.466
Monty Williams	2010-11 thru 2014-15	394	173	221	.439
Alvin Gentry	2015-16 thru 2019-20	400	175	225	.438
Stan Van Gundy	2020-21	72	31	41	.431
Willie Green	2021-Present	164	78	86	.475

## FRANCHISE ALL-TIME BASKETBALL EXECUTIVES

Name	Title	Year
Bob Bass	Executive Vice President of Basketball Operations	2002-03
Bob Bass	Executive VP of Basketball Operations/General Manager	2003-04
Allan Bristow	General Manager	2004-05
Jeff Bower	General Manager	2005-10
Dell Demps	Sr. VP of Basketball Operations and General Manager	2010-19
David Griffin	Executive VP of Basketball Operations	2019-Present

## FRANCHISE ALL-TIME ASSISTANT COACHES

Name	Tenure	Name	Tenure
Randy Ayers	2010-15	Jamelle McMillan	2016-18, 2019-20
Bob Beyer	2020-21	Aaron Miles	2023-Present
James Borrego	2010-12, 2023-Present	David Miller	2005-07
Jeff Bower	2003-04	Robert Pack	2009-10, 2015-17
Joe Boylan	2018-20	Ryan Pannone	2022-23
Jeff Bzdelik	2019-20	Charlie Parker	2006-10
Jim Clemons	2004-06	Mike Penberthy	2017-19
Jarron Collins	2021-Present	Paul Pressey	2007-10
Bob Donewald Jr.	2002-03	Michael Ruffin	2019-20
Darren Erman	2015-19	Stephen Silas	2002-03
Chris Finch	2017-20	Jan van Breda Kolff	2003-04
Tim Floyd	2009-10	Elvis Valcarcel	2016-18
Ryan Frazier	2022-Present	Fred Vinson	2010-Present
Bryan Gates	2010-15	Darrell Walker	2004-08
Kenny Gattison	2003-09	Rex Walters	2020-21
Alvin Gentry	2003-04	Teresa Weatherspoon	2020-2023
Dave Hanners	2011-15	Phil Weber	2015-17
Kevin Hanson	2013-19	Rob Werdann	2009-10
Brian Hill	2002-03		
Casey Hill	2020-Present		
Michael Malone	2010-11		

# TEAM HISTORY

## 2021-22 ROSTER & STATS

**RECORD: 36-46**  
**WEST: 25-27**  
**EAST: 11-19**  
**DIVISION: 6-10**  
**HOME: 19-22**  
**ROAD: 17-24**  
**OVERTIME: 1-2**

Head Coach: Willie Green, Detroit Mercy  
 Assistant Coaches: Jarron Collins, Stanford; Casey Hill, Trinity; Fred Vinson,  
 Georgia Tech; Teresa Weatherspoon, Louisiana Tech  
 VP of Player Care & Performance: Aaron Nelson, Iowa State

### 2021-22 FINAL STATISTICS

Player	G	GS	MIN	FG	FGA	PCT	3FG	3FGA	PCT	FT	FTA	PCT	OFF	DEF	TOT	AST	PF	DO	STL	TO	BLK	PTS	AVG	
Ingram	55	55	1869	453	983	.461	74	226	327	266	322	.826	35	285	320	307	119	0	34	151	26	1246	22.7	
McCollum (TOT)	62	62	2145	536	1164	.460	182	469	388	116	170	.682	53	216	269	315	121	0	70	127	22	1370	22.1	
McCollum (NO)	26	26	878	246	499	.493	71	180	394	68	102	.667	19	97	116	152	44	0	34	57	1	631	24.3	
Valanciunas	74	74	2240	510	938	.544	57	158	361	237	289	.820	226	617	843	190	247	4	41	179	60	1314	17.8	
Hart	40	40	1374	195	386	.505	42	130	323	116	154	.753	53	265	318	168	118	1	45	81	11	548	13.4	
Alexander-Walker	50	19	1317	237	632	.375	95	305	311	70	77	.722	36	128	164	139	88	0	41	85	19	639	12.8	
Graham	76	63	2162	296	815	.363	192	563	341	118	140	.843	37	140	177	316	95	0	71	105	12	902	11.9	
Jones	78	69	2335	274	576	.476	57	169	337	137	163	.840	98	198	296	167	238	5	130	100	60	742	9.5	
Hayes	70	28	1398	245	398	.616	20	57	351	144	188	.766	115	200	315	43	155	1	33	54	55	654	9.3	
Hernanomez	50	8	839	170	327	.520	4	12	333	109	141	.773	143	195	338	63	97	0	21	51	19	453	9.1	
Harper	5	0	43	14	26	.538	5	12	.417	4	4	1.000	2	0	2	14	5	0	4	2	1	37	7.4	
Nance (TOT)	46	11	1040	129	247	.522	23	70	329	40	57	.702	72	176	248	81	84	0	43	37	20	321	7.0	
Nance (NO)	9	0	182	27	49	.551	4	8	500	8	8	1.000	14	25	39	8	17	0	5	10	7	66	7.3	
Alvarado	54	1	834	131	294	.446	32	110	291	36	53	.679	25	75	100	152	73	0	71	40	7	330	6.1	
Lewis	24	0	341	59	146	.404	13	58	224	10	12	.833	9	30	39	49	17	0	11	26	1	141	5.9	
Marshall	55	4	735	109	269	.405	21	105	200	74	93	.796	38	104	142	62	69	1	33	46	8	313	5.7	
Murphy	62	1	864	109	277	.394	71	186	382	45	51	.882	47	100	147	38	60	0	23	16	7	334	5.4	
Temple	59	16	1098	111	295	.376	59	185	319	28	41	.683	29	114	143	74	81	0	43	42	23	309	5.2	
Snell (TOT)	53	12	822	69	171	.404	45	128	352	4	4	1.000	16	87	103	28	70	0	16	19	9	187	3.5	
Snell (NO)	15	2	277	33	74	.446	21	53	396	1	1	1.000	5	26	31	8	26	0	8	8	2	88	5.9	
Wallace	6	0	75	7	20	.350	2	8	250	1	5	200	0	8	8	1	7	0	3	2	1	17	2.8	
Satoransky	32	3	481	32	107	.299	5	31	161	19	25	.760	18	46	64	76	33	0	14	23	1	88	2.8	
Clark	38	1	378	33	88	.375	28	70	400	7	10	700	23	67	90	18	20	0	13	10	7	101	2.7	
Johnson (TOT)	23	0	167	17	39	.436	0	4	000	7	12	.583	28	33	61	9	18	0	5	12	0	41	1.8	
Johnson (NO)	4	0	28	3	10	.300	0	0	---	3	4	.750	7	6	13	1	3	0	2	1	0	9	2.3	
Louzada	2	0	7	0	3	.000	0	3	000	0	0	0	---	2	0	2	1	0	0	0	0	0	0	0.0
<b>PELICANS</b>	<b>82</b>	<b>-</b>	<b>19755</b>	<b>3294</b>	<b>7212</b>	<b>.457</b>	<b>873</b>	<b>2629</b>	<b>332</b>	<b>1501</b>	<b>1903</b>	<b>.789</b>	<b>981</b>	<b>2726</b>	<b>3707</b>	<b>2047</b>	<b>1612</b>	<b>12</b>	<b>680</b>	<b>1153</b>	<b>328</b>	<b>8962</b>	<b>109.3</b>	
<b>OPPONENTS</b>	<b>82</b>	<b>-</b>	<b>19755</b>	<b>3301</b>	<b>7009</b>	<b>.471</b>	<b>1064</b>	<b>2913</b>	<b>365</b>	<b>1377</b>	<b>1753</b>	<b>.786</b>	<b>759</b>	<b>2666</b>	<b>3425</b>	<b>2039</b>	<b>1681</b>	<b>9</b>	<b>605</b>	<b>1164</b>	<b>391</b>	<b>9043</b>	<b>110.3</b>	

### GAME-BY-GAME

Date	H/A	W/L	Opp	NOP/Opp	Record	Date	H/A	W/L	Opp	NOP/Opp	Record
10/20	H	L	PHI	97-117	0-1	12/17	H	W	MIL	116-112*	10-21
10/22	A	L	CHI	112-128	0-2	12/21	H	W	POR	111-97	11-21
10/25	A	L	MIN	89-86	0-3	12/23	A	W	ORL	110-104	12-21
10/25	A	W	MIN	107-98	1-3	12/26	A	L	OKC	112-117	12-22
10/27	H	L	ATL	99-102	1-4	12/28	H	W	CLE	108-104	13-22
10/29	H	L	SAC	109-113	1-5	1/1	A	L	MIL	113-136	13-23
10/30	H	L	NYK	117-123	1-6	1/3	H	L	UTA	104-115	13-24
11/2	A	L	PHX	100-112	1-7	1/4	H	L	PHX	110-123	13-25
11/3	A	L	SAC	99-112	1-8	1/6	H	W	GSW	101-96	14-25
11/5	A	L	GSW	85-126	1-9	1/9	A	L	TOR	101-105	14-26
11/8	A	L	DAL	92-108	1-10	1/11	H	W	MIN	128-124	15-26
11/10	H	L	OKC	100-108	1-11	1/13	H	W	LAC	113-89	16-26
11/12	H	L	BKN	112-120	1-12	1/15	A	L	BKN	105-120	16-27
11/13	H	W	MEM	112-101	2-12	1/17	A	L	BOS	92-104	16-28
11/15	A	L	WAS	100-105	2-13	1/20	A	W	NYK	102-91	17-28
11/17	A	L	MIA	98-113	2-14	1/24	H	W	IND	117-113	18-28
11/19	H	W	LAC	94-81	3-14	1/25	A	L	PHI	107-117	18-29
11/20	A	L	IND	94-111	3-15	1/28	H	L	DEN	105-116	18-30
11/22	H	L	MIN	96-110	3-16	1/29	A	L	BOS	97-107	18-31
11/24	H	W	WAS	127-102	4-16	1/31	H	L	CLE	90-93	18-32
11/26	A	W	UTA	98-97	5-16	2/1	A	W	DET	111-101	19-32
11/27	A	L	UTA	105-127	5-17	2/4	A	W	DEN	113-105	20-32
11/29	A	W	LAC	123-104	6-17	2/6	A	W	HOU	120-107	21-32
12/1	H	L	DAL	107-139	6-18	2/8	H	W	HOU	110-97	22-32
12/3	A	W	DAL	107-91	7-18	2/10	H	L	MIA	97-112	22-33
12/5	A	L	HOU	108-118	7-19	2/12	H	L	SAS	114-124	22-34
12/8	H	L	DEN	114-120*	7-20	Date	H/A	W/L	Opp	NOP/Opp	Record
12/10	H	W	DET	109-93	8-20	2/14	H	W	TOR	120-90	23-34
Date	H/A	W/L	Opp	NOP/Opp	Record	2/15	H	L	MEM	109-121	22-35
12/12	A	L	SAS	97-112	8-21	2/17	H	L	DAL	118-125	22-36
12/15	A	W	OKC	113-110	9-21	2/25	A	W	PHX	117-102	24-36
						2/27	A	W	LAL	123-95	25-36



# TEAM HISTORY

## 2020-21 ROSTER & STATS

**RECORD: 31-41**  
**WEST: 18-24**  
**EAST: 13-17**  
**DIVISION: 6-6**  
**HOME: 18-18**  
**ROAD: 13-23**  
**OVERTIME: 2-4**

Head Coach: Stan Van Gundy, SUNY Brockport  
 Assistant Coaches: Bob Beyer, Alfred; Casey Hill, Trinity; Fred Vinson, Georgia Tech; Rex Walters, Kansas; Teresa Weatherspoon, Louisiana Tech  
 VP of Player Care & Performance: Aaron Nelson, Iowa State

## 2020-21 FINAL STATISTICS

Player	G	GS	MIN	FG	FGA	PCT	3FG	3FGA	PCT	FT	FTA	PCT	OFF	DEF	TOT	AST	PF	DO	STL	TO	BLK	PTS	AVG
Williamson	61	61	2026	634	1037	.611	10	34	.294	369	529	.698	167	274	441	226	135	1	57	167	39	1647	27.0
Ingram	61	61	2093	513	1101	.466	143	375	.381	281	320	.878	34	265	299	296	124	0	42	154	36	1450	23.8
Ball	55	55	1747	290	700	.414	172	455	.378	50	64	.781	33	230	263	316	103	0	82	123	31	802	14.6
Bledsoe	71	70	2111	307	750	.421	121	355	.341	134	195	.687	29	215	244	268	112	0	55	114	24	869	12.2
Alexander-Walker	46	13	1007	192	458	.419	76	219	.347	48	66	.727	13	131	144	102	88	1	47	69	22	508	11.0
Hart	47	4	1349	151	344	.439	63	193	.326	69	89	.775	53	324	377	109	111	0	38	49	12	434	9.2
Redick	31	0	576	87	214	.407	51	140	.364	45	47	.957	3	49	52	40	37	1	9	25	2	270	8.7
Hernández	47	12	846	151	268	.563	1	10	.100	62	93	.667	117	217	334	50	68	0	22	34	23	365	7.8
Marshall	32	10	700	82	209	.392	29	83	.349	53	75	.707	15	133	148	88	58	1	26	38	10	246	7.7
Thomas	3	0	48	9	27	.333	3	12	.25	2	2	1.000	1	3	4	5	3	0	1	6	0	23	7.7
Adams	58	58	1605	189	308	.614	0	3	.000	60	135	.444	213	301	514	111	113	0	54	78	38	438	7.6
Hayes	60	3	964	175	280	.625	6	14	.429	93	120	.775	92	165	257	35	101	0	25	39	38	449	7.5
Johnson (TOT)	51	12	1043	146	327	.446	31	120	.258	45	76	.592	32	146	177	98	120	0	42	55	42	368	7.2
Johnson (NO)	22	11	539	79	182	.434	16	60	.267	28	47	.596	18	73	91	48	61	0	18	28	19	202	9.2
Lewis	54	0	904	150	337	.386	40	120	.333	43	51	.843	12	59	71	124	88	1	38	34	10	343	6.4
Gabriel	21	0	241	24	60	.400	13	32	.406	11	17	.647	20	34	54	11	32	1	9	15	8	72	3.4
Louzada	3	0	56	3	13	.231	2	8	.250	0	0	0	0	0	0	3	5	0	2	3	0	8	2.7
Iwuandu (TOT)	41	4	539	34	102	.333	5	41	.122	26	31	.839	15	75	90	18	49	0	15	19	4	99	2.4
Iwuandu (NO)	18	1	251	17	50	.340	2	18	.111	14	17	.824	9	37	46	8	23	0	6	13	1	50	2.8
Melli	20	0	241	15	59	.254	7	37	.189	6	7	.857	12	45	57	25	28	0	9	7	1	43	2.0
Numnally	9	0	48	5	13	.385	4	12	.333	1	2	.500	2	7	9	3	1	0	0	2	0	15	1.7
Thornwell	14	1	73	7	21	.333	3	9	.333	0	2	.000	1	4	5	4	3	0	5	4	1	17	1.2
Magnay	1	0	3	0	1	.000	0	1	.000	0	0	0	0	0	0	0	1	0	0	1	0	0	0.0
<b>PELICANS</b>	<b>72</b>	<b>-</b>	<b>17430</b>	<b>3060</b>	<b>6412</b>	<b>.477</b>	<b>762</b>	<b>2190</b>	<b>.348</b>	<b>1369</b>	<b>1878</b>	<b>.729</b>	<b>845</b>	<b>2568</b>	<b>3413</b>	<b>1872</b>	<b>1295</b>	<b>16</b>	<b>545</b>	<b>1052</b>	<b>315</b>	<b>8251</b>	<b>114.6</b>
<b>OPPONENTS</b>	<b>72</b>	<b>-</b>	<b>17430</b>	<b>3016</b>	<b>6431</b>	<b>.469</b>	<b>1043</b>	<b>2745</b>	<b>.380</b>	<b>1197</b>	<b>1516</b>	<b>.790</b>	<b>644</b>	<b>2366</b>	<b>3010</b>	<b>1866</b>	<b>1534</b>	<b>16</b>	<b>555</b>	<b>961</b>	<b>426</b>	<b>8272</b>	<b>114.9</b>

## GAME-BY-GAME

Date	H/A	W/L	Opp	NOP/Opp	Record	Date	H/A	W/L	Opp	NOP/Opp	Record	Date	H/A	W/L	Opp	NOP/Opp	Record
12/23	A	W	TOR	113-99	1-0	2/19	H	L	PHX	114-132	12-17	4/18	A	L	NYK	112-122*	25-32
12/25	A	L	MIA	98-111	1-1	2/21	H	W	BOS	120-115*	13-17	4/20	H	L	BKN	129-134	25-33
12/27	H	W	SAS	98-95	2-1	2/24	H	W	DET	128-118	14-17	4/22	A	W	ORL	135-100	26-33
12/29	A	L	PHX	86-111	2-2	2/25	A	L	MIL	125-129	14-18	4/24	H	L	SAS	108-110	26-34
12/31	A	W	OKC	113-80	3-2	2/27	A	L	SAS	114-117	14-19	4/26	H	W	LAC	120-103	27-34
1/2	H	W	TOR	120-116	4-2	3/1	H	W	UTA	129-124	15-19	4/28	A	L	DEN	112-114	27-35
1/4	H	L	IND	116-118*	4-3	3/3	H	L	CHI	124-128	15-20	4/29	A	W	OKC	109-95	28-35
1/6	H	L	OKC	110-111	4-4	3/4	H	L	MIA	95-105	15-21	5/1	A	W	MIN	140-136*	29-35
1/8	H	L	CHA	110-118	4-5	3/11	H	L	MIN	105-135	15-22	5/3	H	L	GSW	108-123	29-36
1/13	A	L	LAC	106-111	4-6	3/12	H	W	CLE	116-82	16-22	5/4	H	W	GSW	108-103	30-36
1/15	A	L	LAL	95-112	4-7	3/14	H	W	LAC	135-115	17-22	5/7	A	L	PHI	107-109	30-37
1/17	A	W	SAC	128-123	5-7	3/16	A	L	POR	124-125	17-23	5/9	A	W	CHA	112-110	31-37
1/19	A	L	UTA	102-118	5-8	3/18	A	L	POR	95-101	17-24	5/10	A	L	MEM	110-115	31-38
1/21	A	L	UTA	118-129	5-9	3/21	A	W	DEN	115-108	18-24	5/12	A	L	DAL	107-125	31-39
1/23	A	L	MIN	110-120	5-10	3/23	H	W	LAL	128-111	19-24	5/14	A	L	GSW	122-125	31-40
1/27	H	W	WAS	124-106	6-10	3/26	H	L	DEN	108-113	19-25	5/16	H	L	LAL	98-110	31-41
1/29	H	W	MIL	131-126	7-10	3/27	H	W	DAL	112-103	20-25						
1/30	H	L	HOU	112-126	7-11	3/29	A	W	BOS	115-109	21-25						
1/1	H	L	SAC	109-118	7-12	4/1	H	L	ORL	110-115*	21-26						
2/3	H	W	PHX	123-101	8-12	4/2	H	L	ATL	103-126	21-27						
2/5	A	W	IND	114-113	9-12	4/4	A	W	HOU	122-115	22-27						
2/6	H	W	MEM	118-109	10-12	4/6	A	L	ATL	107-123	22-28						
2/9	H	W	HOU	130-101	11-12	4/7	A	L	BKN	111-139	22-29						
2/10	A	L	CHI	116-129	11-13	4/9	H	W	PHI	101-94	23-29						
2/12	A	L	DAL	130-143	11-14	4/11	A	W	CLE	116-109	24-29						
2/14	A	L	DET	112-123	11-15	4/12	H	W	SAC	117-110	25-29						
2/16	A	W	MEM	144-113	12-15	4/14	H	L	NYK	106-116	25-30						
2/17	H	L	POR	124-126	12-16	4/16	A	L	WAS	115-117*	25-31						

# TEAM HISTORY

## 2019-20 ROSTER & STATS

**RECORD: 30-42**

**WEST: 18-30**

**EAST: 12-12**

**DIVISION: 4-9**

**HOME: 15-21**

**ROAD: 15-21**

**OVERTIME: 2-4**

Head Coach: Alvin Gentry, Appalachian State

Associate Head Coaches: Chris Finch, Franklin & Marshall College; Jeff Bzdelik, Illinois-Chicago

Assistant Coaches: Fred Vinson, Georgia Tech; Jamelle McMillan, Arizona State

Joe Boylan, Emerson College; Michael Ruffin, Tulsa

VP of Player Care & Performance: Aaron Nelson, Iowa State

## 2019-20 FINAL STATISTICS

Player	G	GS	MIN	FG	FGA	PCT	3FG	3FGA	PCT	FT	FTA	PCT	OFF	DEF	TOT	AST	PF	DO	STL	TO	BLK	PTS	AVG	
Ingram	62	62	2104	507	1096	.463	150	384	.391	313	368	.851	51	329	380	259	179	4	61	189	38	1477	23.8	
Williamson	24	24	668	210	360	.583	6	14	.429	114	178	.640	64	86	150	50	42	0	99	184	48	1167	19.1	
Holiday	61	61	2117	458	1006	.455	122	346	.353	129	182	.709	77	216	293	408	145	0	96	20	75	10	917	15.3
Redick	60	36	1581	286	631	.453	180	397	.453	165	185	.892	10	141	151	119	96	0	20	75	10	917	15.3	
Ball	63	54	2025	277	687	.403	148	395	.375	43	76	.566	71	312	383	438	128	0	88	193	38	745	11.8	
Hart	65	16	1755	225	532	.423	121	354	.342	85	115	.739	61	364	425	108	160	2	63	75	23	656	10.1	
Favors	51	49	1243	209	339	.617	1	7	.143	40	71	.563	163	338	501	81	107	0	30	55	46	459	9.0	
Moore	56	6	1020	186	437	.426	63	167	.377	31	45	.689	31	100	151	78	80	0	32	40	11	466	8.3	
Okafor	30	9	467	101	162	.623	1	3	.333	40	62	.645	48	79	127	37	67	1	7	38	22	243	8.1	
Thornwell	2	0	35	6	11	.545	2	4	.500	2	4	.500	0	4	4	4	2	0	1	2	1	16	8.0	
Hayes	64	14	1080	174	259	.672	1	4	.250	123	190	.647	97	162	259	56	161	1	26	53	55	472	7.4	
Mellie	60	8	1042	136	323	.421	69	206	.335	54	73	.740	38	142	180	82	124	0	34	46	23	395	6.6	
Jackson	59	2	797	134	331	.405	47	144	.326	56	75	.747	22	61	83	61	77	0	17	49	4	371	6.3	
Alexander-Walker	47	1	591	98	266	.368	46	133	.346	25	37	.676	9	75	84	89	57	0	17	54	8	267	5.7	
Williams	39	18	832	51	147	.347	25	97	.258	9	26	.346	51	135	186	57	88	0	27	22	21	136	3.5	
Cheatham	4	0	51	6	9	.667	0	1	.000	0	0	---	3	6	9	3	10	0	1	4	1	12	3.0	
Gray	2	0	23	1	2	.500	0	---	0	---	0	---	1	1	2	2	1	0	0	5	0	2	1.0	
<b>PELICANS</b>	<b>72</b>	<b>-</b>	<b>17430</b>	<b>3065</b>	<b>6598</b>	<b>.465</b>	<b>982</b>	<b>2656</b>	<b>.370</b>	<b>1229</b>	<b>1687</b>	<b>.729</b>	<b>797</b>	<b>2551</b>	<b>3348</b>	<b>1932</b>	<b>1524</b>	<b>8</b>	<b>539</b>	<b>1181</b>	<b>358</b>	<b>8341</b>	<b>115.8</b>	
<b>OPPONENTS</b>	<b>72</b>	<b>-</b>	<b>17430</b>	<b>3077</b>	<b>6611</b>	<b>.465</b>	<b>880</b>	<b>2438</b>	<b>.361</b>	<b>1400</b>	<b>1775</b>	<b>.789</b>	<b>727</b>	<b>2501</b>	<b>3228</b>	<b>1763</b>	<b>1519</b>	<b>12</b>	<b>615</b>	<b>1045</b>	<b>348</b>	<b>8434</b>	<b>117.1</b>	

## GAME-BY-GAME

Date	H/A	W/L	Opp	NOP/Opp	Record	Date	H/A	W/L	Opp	NOP/Opp	Record	Date	H/A	W/L	Opp	NOP/Opp	Record
10/22	A	L	TOR	122-130*	0-1	12/18	A	W	MIN	107-99	7-22	2/23	A	W	GSW	115-101	25-32
10/25	H	L	DAL	116-123	0-2	12/20	A	L	GSW	102-106	7-23	2/25	A	L	LAL	109-118	25-33
10/26	A	L	HOU	123-126	0-3	12/25	A	W	POR	102-94	8-23	2/28	H	W	CLE	116-104	26-34
10/28	H	L	GSW	123-134	0-4	12/25	A	W	DEN	112-100	9-23	3/1	H	L	LAL	114-122	26-35
10/31	H	W	DEN	122-107	1-4	12/28	H	W	IND	120-98	10-23	3/3	H	L	MIN	134-139	26-35
11/2	A	L	OKC	104-115	1-5	12/29	H	W	HOU	127-112	11-23	3/4	A	L	DAL	123-127*	26-36
11/4	A	L	BKN	125-135	1-6	1/3	A	L	LAL	113-123	11-24	3/6	H	W	MIA	110-104	27-36
11/8	H	L	TOR	104-122	1-7	1/4	A	W	SAC	117-115	12-24	3/8	A	W	MIN	120-107	28-36
11/9	A	W	CHA	115-110	2-7	1/6	H	L	UTA	126-128	12-25	3/30	H	L	UTA	104-106	28-37
11/11	H	L	HOU	116-122	2-8	1/8	H	W	CHI	123-108	13-25	8/1	A	L	LAC	103-126	28-38
11/14	H	W	LAC	132-127	3-8	1/10	A	W	NYK	123-111	14-25	8/3	H	W	MEM	109-99	29-38
11/16	A	L	MIA	94-109	3-9	1/11	A	L	BOS	105-140	14-26	8/6	A	L	SAC	125-140	29-39
11/17	H	W	GSW	108-100	4-9	1/13	A	W	DET	117-110*	15-26	8/7	H	W	WAS	118-107	30-39
11/19	H	W	POR	115-104	5-9	1/16	H	W	UTA	138-132*	16-26	8/9	H	L	SAS	113-122	30-40
11/21	A	W	PHX	124-121	6-9	1/18	H	L	LAC	130-133	16-27	8/11	A	L	SAC	106-112	30-41
11/23	A	L	UTA	120-128	6-10	1/20	A	W	MEM	126-116	17-27	8/13	A	L	ORL	127-133	30-42
11/24	A	L	LAC	109-134	6-11	1/22	H	L	SAS	117-121	17-28						
11/27	H	L	LAL	110-114	6-12	1/24	H	L	DEN	106-113	17-29						
11/29	A	L	OKC	104-109	6-13	1/26	H	W	BOS	123-108	18-29						
12/1	H	L	OKC	104-107	6-14	1/28	A	W	CLE	125-111	19-29						
12/3	H	L	DAL	97-118	6-15	1/31	H	W	MEM	139-111	20-29						
12/5	H	L	PHX	132-139*	6-16	2/2	A	L	HOU	109-117	20-30						
12/7	A	L	DAL	84-130	6-17	2/4	H	L	MIL	108-120	20-31						
12/9	H	L	DET	103-105	6-18	2/6	A	W	CHI	125-119	21-31						
12/11	A	L	MIL	112-127	6-19	2/8	A	W	IND	124-117	22-31						
12/13	A	L	PHI	109-116	6-20	2/11	H	W	POR	138-117	23-31						
12/15	H	L	ORL	119-130	6-21	2/13	H	L	OKC	118-123	23-32						
12/17	H	L	BKN	101-108*	6-22	2/21	A	W	POR	128-115	24-32						



# TEAM HISTORY

## 2018-19 ROSTER & STATS

**RECORD: 33-49**  
**WEST: 23-29**  
**EAST: 10-20**  
**DIVISION: 8-8**  
**HOME: 19-22**  
**ROAD: 14-27**  
**OVERTIME: 1-2**

Head Coach: Alvin Gentry, Appalachian State  
 Associate Head Coach: Darren Erman, Emory University  
 Assistant Coaches: Chris Finch, Franklin & Marshall College;  
 Kevin Hanson, San Diego; Fred Vinson, Georgia Tech;  
 Mike Penberthy, The Master's College; Joe Boylan, Emerson College;  
 Director of Medical Services: Dr. Misty Suri, Pennsylvania

### 2018-19 FINAL STATISTICS

PLAYER	G	GS	MIN	FG	FGA	PCT	3FG	3FGA	PCT	FT	FTA	PCT	OFF	DEF	TOT	AST	PF	DO	STL	TO	BLK	PTS	AVG
Davis	56	56	1850	530	1026	.517	48	145	.331	344	433	.794	174	498	672	218	132	0	88	112	135	1452	25.9
Randle	75	49	2232	571	1089	.524	67	195	.344	356	487	.731	162	472	634	229	246	3	52	208	45	1565	21.4
Holiday	67	67	2402	547	1159	.472	118	363	.325	208	271	.768	75	259	334	518	148	2	109	210	54	1420	21.2
Mirocic	32	22	925	182	407	.447	85	231	.368	85	101	.842	46	218	264	35	86	0	21	37	25	534	16.7
Moore	53	36	463	256	532	.481	76	176	.432	45	59	.763	35	92	127	102	112	0	40	59	8	633	11.9
Payton	42	42	1250	179	412	.434	33	105	.314	55	74	.745	49	171	220	320	81	0	44	112	17	446	10.6
Miller	69	15	1758	189	484	.390	133	364	.365	56	71	.789	14	114	128	146	165	1	40	59	23	567	8.2
Okafor	59	24	935	212	362	.586	1	5	.200	59	89	.663	82	196	278	40	96	0	15	52	40	484	8.2
Wood (TOT)	21	2	250	61	117	.521	9	26	.346	41	56	.732	17	66	83	8	17	0	7	17	10	172	8.2
Wood (NO)	8	2	189	49	92	.533	6	21	.286	31	41	.756	13	50	63	6	14	0	7	14	10	135	16.9
Jackson	61	16	1169	194	447	.434	53	169	.314	54	73	.740	25	109	134	69	92	0	25	48	2	495	8.1
S. Johnson (TOT)	66	7	1207	171	440	.389	62	215	.288	50	64	.781	34	183	217	88	114	0	60	81	14	454	6.9
S. Johnson (NO)	18	0	247	38	91	.418	11	34	.324	9	13	.692	9	33	42	28	22	0	12	26	1	96	5.3
Clark	60	6	973	151	383	.394	66	202	.327	33	37	.892	13	76	89	94	95	0	22	58	8	401	6.7
Williams	46	29	1079	107	279	.384	52	156	.333	13	19	.684	55	164	219	83	95	0	45	36	19	279	6.1
Diallo	64	1	896	168	271	.620	1	4	.250	50	67	.746	75	257	332	33	113	0	29	49	33	387	6.0
Frazier	47	17	909	88	195	.451	27	77	.351	32	41	.780	32	105	137	206	95	0	25	60	4	235	5.0
Hill	44	15	878	68	178	.382	32	101	.317	23	32	.719	34	99	133	55	80	0	23	31	10	191	4.3
W. Johnson	26	13	377	35	88	.398	19	50	.380	6	9	.667	10	44	54	16	45	1	12	12	7	95	3.7
Smith (TOT)	20	1	191	21	59	.356	9	26	.346	14	16	.875	16	36	52	14	30	0	3	13	7	65	3.3
Smith (NO)	2	0	20	2	9	.222	2	7	.286	2	2	1.000	2	2	4	1	3	0	0	1	0	8	4.0
Harrison (TOT)	17	0	186	16	53	.302	5	25	.200	17	18	.944	6	14	20	24	34	1	4	12	2	54	3.2
Harrison (NO)	6	0	38	3	12	.250	2	10	.200	1	2	.500	2	3	5	7	0	0	2	0	0	9	1.5
Bertans	12	0	167	12	47	.255	10	34	.294	0	0	---	2	7	9	10	7	0	1	2	0	34	2.8
<b>PELICANS</b>	<b>82</b>	<b>-</b>	<b>19755</b>	<b>3581</b>	<b>7563</b>	<b>.473</b>	<b>482</b>	<b>2449</b>	<b>.344</b>	<b>1462</b>	<b>1921</b>	<b>.761</b>	<b>909</b>	<b>2969</b>	<b>3878</b>	<b>2216</b>	<b>1732</b>	<b>7</b>	<b>610</b>	<b>1215</b>	<b>441</b>	<b>9466</b>	<b>115.4</b>
<b>OPPONENTS</b>	<b>82</b>	<b>-</b>	<b>19755</b>	<b>3549</b>	<b>7610</b>	<b>.466</b>	<b>1006</b>	<b>2766</b>	<b>.364</b>	<b>1471</b>	<b>1926</b>	<b>.764</b>	<b>898</b>	<b>2855</b>	<b>3753</b>	<b>2174</b>	<b>1722</b>	<b>11</b>	<b>702</b>	<b>1113</b>	<b>445</b>	<b>9575</b>	<b>116.8</b>

### GAME-BY-GAME

Date	H/A	W/L	Opp	NOP/Opp	Record	Date	H/A	W/L	Opp	NOP/Opp	Record	Date	H/A	W/L	Opp	NOP/Opp	Record						
10/17	A	W	HOU	131-12	1-0	12/10	A	L	BOS	100-113	14-15	2/9	A	L	MEM	90-99	25-32						
10/19	H	W	SAC	149-129	2-0	12/12	H	W	OKC	118-114	15-15	2/12	H	L	ORL	88-118	26-33						
10/23	H	W	LAC	116-109	3-0	12/16	H	L	MIA	96-102	15-16	2/14	H	W	OKC	131-122	26-33						
10/26	H	W	BKN	117-115	4-0	12/19	A	L	MIL	115-123	15-17	2/22	A	L	IND	111-126	26-34						
10/27	H	L	UTA	111-132	4-1	12/21	A	L	LAL	104-112	15-18	2/23	H	W	LAL	128-115	27-34						
10/29	A	L	DEN	111-116	4-2	12/23	A	L	SAC	117-122	15-19	2/25	H	L	PHI	110-111	27-35						
10/31	A	L	GSW	121-131	4-3	12/26	A	L	DAL	119-122	15-20	2/27	A	L	LAL	119-125	27-36						
11/1	A	L	POR	119-132	4-4	12/28	H	W	DAL	114-112	16-20	3/1	A	W	PHX	130-116	28-36						
11/3	A	L	SAS	95-109	4-5	12/29	H	L	HOU	104-108	16-21	3/2	A	W	DEN	120-112	29-36						
11/5	A	L	OKC	116-122	4-6	12/31	H	W	MIN	123-114	17-21	3/4	A	W	UTA	115-112	30-36						
11/7	H	W	CHI	107-98	5-6	1/2	A	L	BKN	121-126	17-22	3/6	H	L	UTA	104-114	30-37						
11/10	H	W	PHX	119-99	6-6	1/5	A	W	CLE	133-198	18-22	3/8	H	L	TOR	104-127	30-38						
11/12	A	W	TOR	126-110	7-6	1/7	H	W	MEM	114-95	19-22	3/10	A	L	ATL	116-128	30-39						
11/14	A	L	MIN	100-107	7-7	1/9	H	W	CLE	140-124	20-22	3/12	H	L	MIL	113-130	30-40						
11/16	H	W	NYK	129-124	8-7	1/12	A	L	MIN	106-110	20-23	3/15	H	L	POR	110-122	30-41						
11/17	H	W	DEN	125-115	9-7	1/14	A	W	LAC	121-117	21-23	3/16	H	L	PHX	136-138*	30-42						
11/19	H	W	SAS	140-128	10-7	1/16	A	L	GSW	140-147	21-24	3/18	A	W	DAL	129-125*	31-42						
11/21	A	L	PHI	120-121	10-8	1/18	A	L	POR	112-128	21-25	3/20	A	L	ORL	96-119	31-43						
11/23	A	L	NYK	129-124	10-9	1/21	A	W	MEM	105-85	22-25	3/24	H	L	HOU	90-113	31-44						
11/24	A	L	WAS	125-115	10-10	1/23	H	L	DET	94-98	22-26	3/26	H	L	ATL	120-130	31-45						
11/26	H	L	BOS	107-124	10-11	1/24	A	L	OKC	116-122	22-27	3/28	H	W	SAC	121-118	32-45						
11/28	H	W	WAS	125-104	11-11	1/26	H	L	SAS	114-126	22-28	3/31	H	L	LAL	102-130	32-46						
11/30	A	L	MIA	101-106	11-12	1/29	A	W	HOU	121-116	23-28	4/5	H	L	CHA	109-115	32-47						
12/2	A	W	CHA	119-109	12-12	1/30	H	L	DEN	99-105	23-29	4/5	A	L	PHX	126-133*	32-48						
12/3	H	L	LAC	126-129	12-13	2/2	A	L	SAS	108-113	23-30	4/7	A	W	SAC	133-129	33-48						
12/5	H	W	DAL	132-106	13-13	2/4	H	L	IND	107-109	23-31	4/9	H	L	GSW	103-112	33-49						
12/7	H	L	MEM	103-107	13-14	2/6	A	W	CHI	125-120	24-31												
12/9	A	W	DET	116-108	14-14	2/8	H	W	MIN	122-117	25-31												

# TEAM HISTORY

## 2017-18 ROSTER & STATS

**RECORD: 48-34**

**WEST: 27-25**

**EAST: 21-9**

**DIVISION: 9-7**

**HOME: 24-17**

**ROAD: 24-17**

**OVERTIME: 7-2**

Head Coach: Alvin Gentry, Appalachian State

Associate Head Coach: Darren Erman, Emory University

Assistant Coaches: Chris Finch, Franklin & Marshall College;

Kevin Hanson, San Diego; Fred Vinson, Georgia Tech;

Jamelle McMillan, Arizona State; Mike Penberthy, The Master's College

Athletic Trainer: Duane Brooks, Florida A&M

### 2017-18 FINAL STATISTICS

PLAYER	G	GS	MIN	FG	FGA	PCT	3FG	3FGA	PCT	FT	FTA	PCT	OFF	DEF	TOT	AST	PF	DO	STL	TO	BLK	PTS	AVG
Anthony Davis	75	75	2727	780	1462	.534	55	162	.340	495	598	.828	187	645	832	174	159	2	115	162	193	210	28.1
DeMarcus Cousins	48	48	1737	406	864	.470	104	294	.354	294	394	.746	105	512	617	257	185	0	79	242	76	1210	25.2
Jrue Holiday	81	81	2927	615	1244	.494	120	356	.337	187	238	.786	62	303	365	486	201	1	123	213	64	1537	19.0
Nikola Mirotic (TOT)	55	14	1494	306	684	.447	135	358	.377	112	137	.818	59	346	405	80	108	0	44	62	39	859	15.6
Nikola Mirotic (NO)	30	11	872	163	382	.427	66	197	.335	47	58	.810	41	205	246	41	63	0	29	31	26	439	14.6
E'Twaun Moore	82	80	2586	423	832	.508	128	301	.425	48	68	.706	57	181	238	187	182	0	79	102	12	1022	12.5
Mike James (TOT)	36	10	686	125	321	.385	26	98	.265	64	84	.762	13	77	90	126	48	0	28	49	7	336	9.3
Mike James (NO)	4	0	18	2	9	.222	0	1	.000	0	0	---	1	0	1	6	3	0	1	1	0	4	1.0
Rajon Rondo	65	63	1705	231	494	.468	50	150	.333	25	46	.543	31	232	263	533	119	0	70	151	10	537	8.3
Darius Miller	82	3	1944	216	487	.444	147	358	.411	58	67	.866	18	146	164	111	160	1	28	58	17	637	7.8
Ian Clark	74	2	1454	222	495	.448	62	195	.318	45	59	.763	10	117	127	110	120	0	33	57	10	551	7.4
Jordan Crawford	5	0	53	12	27	.444	8	14	.571	1	1	1.000	2	2	4	13	7	0	1	5	1	33	6.6
Jameer Nelson	45	0	898	84	205	.410	40	110	.364	13	17	.765	11	85	96	156	67	0	23	56	3	221	5.1
Dante Cunningham	51	24	1115	99	225	.440	35	108	.324	20	36	.556	50	143	193	26	75	1	27	16	16	253	5.0
Chick Diallo	52	0	581	102	176	.580	0	0	---	50	66	.758	47	164	211	19	82	0	11	28	21	254	4.9
Tony Allen	22	0	273	44	91	.484	4	12	.333	11	21	.524	20	27	47	9	49	0	11	19	3	103	4.7
Emeka Okafor	26	19	353	48	95	.505	0	0	---	18	22	.818	47	73	120	8	30	0	8	13	25	114	4.4
Walt Lemon	5	0	35	7	16	.438	1	1	1.000	2	3	.667	0	2	2	5	5	0	4	1	1	17	3.4
Solomon Hill	12	1	187	11	41	.268	4	21	.190	3	6	.500	9	27	36	22	22	0	7	9	1	29	2.4
DeAndre Liggins (TOT)	58	4	723	40	106	.377	19	53	.358	2	5	.400	7	68	75	48	81	0	37	20	4	101	1.7
DeAndre Liggins (NO)	27	3	244	18	41	.439	8	17	.471	0	0	---	2	24	26	21	20	0	10	7	4	44	1.6
Larry Drew (TOT)	10	0	70	7	24	.292	3	9	.333	0	0	---	3	0	3	10	6	0	3	0	17	1.7	
Larry Drew (NO)	7	0	55	6	17	.353	3	6	.500	0	0	---	2	0	2	8	4	0	0	2	0	15	2.1
Omer Asik	14	0	121	7	16	.438	0	0	---	4	12	.333	7	30	37	2	14	0	1	5	2	18	1.3
Jalen Jones	4	0	19	1	4	.250	1	1	1.000	2	2	1.000	0	3	3	0	2	0	0	0	0	5	1.3
Josh Smith	3	0	12	1	4	.250	0	0	---	0	0	---	3	1	4	0	3	0	0	0	0	2	0.7
Charles Cooke	13	0	38	2	14	.143	1	8	.125	1	2	.500	0	2	2	1	0	0	1	1	0	6	0.5
<b>PELICANS</b>	<b>82</b>	<b>-</b>	<b>19955</b>	<b>3500</b>	<b>7241</b>	<b>.483</b>	<b>837</b>	<b>2312</b>	<b>.362</b>	<b>1324</b>	<b>1716</b>	<b>.772</b>	<b>712</b>	<b>2924</b>	<b>3636</b>	<b>2195</b>	<b>1570</b>	<b>5</b>	<b>657</b>	<b>1223</b>	<b>485</b>	<b>9161</b>	<b>111.7</b>
<b>OPPONENTS</b>	<b>82</b>	<b>-</b>	<b>19955</b>	<b>3423</b>	<b>7539</b>	<b>.454</b>	<b>891</b>	<b>2509</b>	<b>.355</b>	<b>1317</b>	<b>1679</b>	<b>.784</b>	<b>887</b>	<b>2843</b>	<b>3730</b>	<b>1947</b>	<b>1669</b>	<b>14</b>	<b>670</b>	<b>1186</b>	<b>344</b>	<b>9054</b>	<b>110.4</b>

### GAME-BY-GAME

Date	H/A	W/L	Opp	NOP/Opp	Record	Date	H/A	W/L	Opp	NOP/Opp	Record	Date	H/A	W/L	Opp	NOP/Opp	Record						
10/18	A	L	MEM	91-103	0-1	12/13	H	W	MIL	115-108	15-14	2/14	H	W	LAL	139-117	31-26						
10/20	H	L	GSW	120-128	0-2	12/15	A	L	DEN	111-117*	15-15	2/23	H	W	MIA	124-123*	31-26						
10/22	A	W	LAL	119-112	1-2	12/19	A	L	WAS	106-116	15-16	2/25	A	W	MIL	123-121*	33-26						
10/24	A	L	POR	93-103	1-3	12/22	A	W	ORL	111-97	16-16	2/26	H	W	PHX	125-116	34-26						
10/26	A	W	SAC	114-106	2-3	12/23	A	W	MIA	109-94	17-16	2/28	A	W	SAS	121-116	35-26						
10/28	H	W	CLE	123-101	3-3	12/27	H	W	BKN	128-113	18-16	3/4	A	W	DAL	126-109	36-26						
10/30	H	L	ORL	99-115	3-4	12/29	H	L	DAL	120-128	18-17	3/6	A	W	LAC	121-116	37-26						
11/1	H	L	MIN	98-104	3-5	12/30	H	L	NYK	103-105	18-18	3/7	A	W	SAC	114-101	38-26						
11/3	A	W	DAL	99-94	4-5	1/3	A	W	UTA	108-98	19-18	3/9	H	L	WAS	97-116	38-27						
11/4	A	W	CHI	96-90*	5-5	1/6	A	L	MIN	98-116	19-19	3/11	H	L	UTA	99-116	38-28						
11/7	A	W	IND	117-112	6-5	1/8	H	W	DET	112-109	20-19	3/13	H	W	CHA	119-115	39-28						
11/9	A	L	TOR	118-122	6-6	1/10	A	L	MEM	102-105	20-20	3/15	A	L	SAS	93-98	39-29						
11/11	H	W	LAC	111-103	7-6	1/12	H	W	POR	119-113	21-20	3/17	H	L	HOU	101-107	40-30						
11/13	H	W	ATL	106-105	8-6	1/14	A	W	NYK	123-118*	22-20	3/18	H	W	BOS	108-89	40-30						
11/15	H	L	TOR	116-125	8-7	1/16	A	W	BOS	116-113*	23-20	3/20	H	W	DAL	115-105	41-30						
11/17	A	L	DEN	114-146	8-8	1/17	A	L	ATL	93-94	23-21	3/21	H	W	IND	96-92	42-30						
11/20	H	W	OKC	114-107	9-8	1/20	H	W	MEM	111-104	24-21	3/22	H	W	LAL	128-125	43-30						
11/22	H	W	SAS	107-90	10-8	1/22	H	W	CHI	132-128**	25-21	3/24	A	L	HOU	91-114	43-31						
11/24	A	W	PHX	115-91	11-8	1/24	A	W	CHA	101-96	26-21	3/27	H	L	POR	103-107	43-32						
11/25	A	L	GSW	95-110	11-9	1/26	H	W	HOU	115-113	27-21	3/30	A	L	CLE	102-107	43-33						
11/29	H	L	MIN	102-120	11-10	1/28	H	L	LAC	103-112	27-22	4/1	H	L	OKC	104-109	43-34						
12/1	A	L	UTA	108-114	11-11	1/30	H	L	SAC	103-114	27-23	4/4	H	W	MEM	123-95	44-34						
12/2	A	W	POR	123-116	12-11	2/2	A	W	OKC	114-100	28-23	4/6	A	W	PHX	122-103	45-34						
12/4	H	L	GSW	115-125	12-12	2/3	A	L	MIN	107-118	28-24	4/7	A	W	GSW	126-120	46-34						
12/6	H	W	DEN	123-114	13-12	2/5	H	L	UTA	109-133	28-25	4/9	A	W	LAC	113-100	47-34						
12/8	H	L	SAC	109-116*	13-13	2/9	A	L	PHI	82-100	28-26	4/11	H	W	SAS	122-98	48-34						
12/10	H	W	PHI	131-124	14-13	2/10	A	W	BKN	138-128**	29-26												
12/11	A	L	HOU	123-130	14-14	2/12	A	W	DET	118-103	30-26												

\* - overtime



# TEAM HISTORY

## 2016-17 ROSTER & STATS

**RECORD: 34-48**  
**WEST: 20-32**  
**EAST: 14-16**  
**DIVISION: 6-10**  
**HOME: 21-20**  
**ROAD: 13-28**  
**OVERTIME: 3-5**

Head Coach: Alvin Gentry, Appalachian State  
 Associate Head Coach: Darren Erman, Emory University  
 Assistant Coaches: Robert Pack, USC; Phil Weber, N.C. State; Fred Vinson, Georgia Tech; Kevin Hanson, San Diego; Jamelle McMillan, Arizona State; Elvis Valcarcel, Rutgers  
 Athletic Trainer: Duane Brooks, Florida A&M

## 2016-17 FINAL STATISTICS

PLAYER	G	GS	MIN	FG	FGA	PCT	3FG	3FGA	PCT	FT	FTA	PCT	OFF	DEF	TOT	AST	PF	DO	STL	TO	BLK	PTS	AVG
Anthony Davis	75	75	2708	770	1526	.505	40	134	.299	519	647	.802	172	712	884	157	168	0	94	181	167	2099	28.0
DeMarcus Cousins(TOT)	72	72	2465	647	1432	.452	131	363	.361	517	670	.772	152	642	794	332	278	7	100	269	93	1942	27.0
DeMarcus Cousins(NO)	17	17	574	142	314	.452	36	96	.375	94	121	.777	37	174	211	66	75	3	25	62	19	414	24.4
Jrue Holiday	67	61	2190	405	893	.454	100	281	.356	119	168	.708	46	218	264	488	133	0	100	194	44	1029	15.4
Grant Crawford	19	0	442	105	218	.482	37	95	.389	20	26	.769	4	30	34	57	30	0	11	25	2	267	14.1
Omri Casspi	1	0	24	5	9	.556	2	4	.500	0	0	---	1	1	2	0	3	0	2	0	2	12	12.0
Terrence Jones	51	12	1264	231	489	.472	19	75	.253	103	170	.606	65	238	303	59	67	1	39	48	53	584	11.5
Lance Stephenson	6	0	162	26	55	.473	1	10	.100	5	8	.625	3	15	18	29	18	0	2	11	1	58	9.7
E'Twaun Moore	73	22	1820	283	619	.458	77	208	.370	57	74	.770	33	119	152	164	131	0	50	62	32	700	9.6
Tyreke Evans	26	0	474	91	227	.401	21	70	.300	45	58	.776	6	80	86	91	41	0	23	39	4	248	9.5
Langston Galloway	55	0	1120	165	441	.374	101	268	.377	40	52	.769	20	101	121	65	76	0	40	28	5	471	8.6
Buddy Hield	57	37	1161	185	471	.393	89	241	.369	29	33	.879	19	147	166	77	81	0	23	39	7	488	8.6
Tim Frazier	65	35	1525	163	404	.403	40	128	.313	98	129	.760	34	139	173	335	133	1	56	101	6	464	7.1
Solomon Hill	80	71	2374	183	478	.383	94	270	.348	103	128	.805	51	256	307	141	182	0	72	82	32	563	7.0
Dante Cunningham	66	35	1649	174	359	.485	71	181	.392	16	27	.593	56	221	277	37	100	0	39	28	28	455	6.6
Quinn Cook(TOT)	14	0	187	33	66	.500	11	26	.423	2	5	.400	1	6	7	26	13	0	4	13	0	79	5.6
Quinn Cook(NO)	9	0	111	22	41	.537	6	12	.500	2	3	.667	1	3	4	14	7	0	3	5	0	52	5.8
Wayne Selden	3	3	47	5	8	.625	4	7	.571	2	4	.500	0	5	5	1	6	0	2	3	0	16	5.3
Aljes Ajinca	39	15	584	89	178	.500	0	4	.000	29	40	.725	46	131	177	12	77	0	20	31	22	207	5.3
Hollis Thompson(TOT)	40	9	752	117	200	.385	32	95	.337	19	29	.655	19	93	112	35	69	0	20	11	6	205	5.1
Hollis Thompson(NO)	9	8	191	11	41	.268	6	24	.250	6	9	.667	4	24	28	9	14	0	6	2	0	34	3.8
Cheick Diallo	17	0	199	36	76	.474	0	1	---	15	21	.714	23	50	73	4	17	0	4	7	7	87	5.1
Archie Goodwin	3	0	30	2	5	.400	1	2	.500	10	10	1.000	0	0	0	1	1	0	0	0	1	15	5.0
Reggie Williams	6	0	79	8	23	.348	5	11	.455	6	7	.857	2	4	6	4	2	0	3	0	0	27	4.5
Donatas Motiejunas	34	0	479	57	138	.413	11	47	.234	25	49	.510	26	75	101	32	55	0	18	31	11	150	4.4
Anthony Brown	9	0	143	14	41	.341	6	24	.250	0	0	---	0	20	26	6	13	0	5	5	1	34	3.8
Jarrett Jack	2	0	33	2	3	.667	0	1	.000	2	2	1.000	0	0	0	5	4	0	2	3	0	6	3.0
Axel Toupane(TOT)	4	0	47	5	9	.556	1	4	.250	0	0	---	0	1	1	0	6	0	1	0	1	11	2.8
Axel Toupane(NO)	2	0	41	5	8	.625	1	3	.333	0	0	---	0	1	1	0	5	0	1	0	1	11	5.5
Omer Asik	31	19	482	31	65	.477	0	0	---	23	39	.590	48	115	163	15	51	0	5	14	10	85	2.7
<b>PELICANS</b>	<b>82</b>	<b>-</b>	<b>19905</b>	<b>3210</b>	<b>7130</b>	<b>.450</b>	<b>768</b>	<b>2196</b>	<b>.350</b>	<b>1568</b>	<b>1825</b>	<b>.750</b>	<b>703</b>	<b>2879</b>	<b>3582</b>	<b>1869</b>	<b>1490</b>	<b>5</b>	<b>638</b>	<b>1054</b>	<b>453</b>	<b>8556</b>	<b>104.3</b>
<b>OPPONENTS</b>	<b>82</b>	<b>-</b>	<b>19905</b>	<b>3286</b>	<b>7299</b>	<b>.450</b>	<b>863</b>	<b>2445</b>	<b>.353</b>	<b>1293</b>	<b>1697</b>	<b>.762</b>	<b>872</b>	<b>3091</b>	<b>3963</b>	<b>1921</b>	<b>1581</b>	<b>10</b>	<b>603</b>	<b>1144</b>	<b>348</b>	<b>8728</b>	<b>106.4</b>

## GAME-BY-GAME

Date	H/A	W/L	Opp	NOP/Opp	Record	Date	H/A	W/L	Opp	NOP/Opp	Record	Date	H/A	W/L	Opp	NOP/Opp	Record							
10/26	H	L	DEN	102-107	0-1	12/18	A	L	SAS	100-113	9-20	2/15	A	W	MEM	95-91	23-34							
10/28	H	L	GSW	114-122	0-2	12/20	A	W	PHI	108-93	10-20	2/23	H	L	HOU	99-129	23-35							
10/29	A	L	SAS	79-98	0-3	12/21	H	L	OKC	110-121	10-21	2/25	A	L	DAL	83-96	23-36							
11/1	H	L	MIL	113-117	0-4	12/23	H	W	MIA	91-87	11-21	2/26	A	L	OKC	110-118	23-37							
11/2	A	L	MEM	83-89*	0-5	12/26	H	W	DAL	111-104	12-21	3/1	H	W	DET	109-86	24-37							
11/4	H	L	PHX	111-112*	0-6	12/28	H	W	LAC	102-98	13-21	3/3	H	L	SAS	98-101*	24-38							
11/7	A	L	GSW	106-116	0-7	12/30	H	W	NYK	104-92	14-21	3/5	A	W	LAL	105-97	25-38							
11/8	A	L	SAC	94-102	0-8	1/2	A	L	CLE	82-90	14-22	3/6	A	L	UTA	83-88	25-39							
11/10	A	W	MIL	112-106	1-8	1/5	H	L	ATL	94-99	14-23	3/8	H	L	TOR	87-94	25-40							
11/12	H	L	LAL	99-126	1-9	1/7	A	L	BOS	108-117	14-24	3/11	A	W	CHA	125-122*	26-40							
11/14	H	W	BOS	106-105	2-9	1/9	A	W	NYK	110-96	15-24	3/14	H	W	POR	100-77	26-40							
11/16	A	L	ORL	82-89	2-10	1/12	A	W	BKN	104-95	16-24	3/15	A	L	MIA	112-120	27-41							
11/18	H	W	POR	113-101	3-10	1/14	A	L	CHI	99-107	16-25	3/17	H	W	HOU	128-112	28-41							
11/19	H	W	CHA	121-116*	4-10	1/16	A	L	IND	95-98	16-26	3/19	H	W	MIN	123-109	29-41							
11/22	A	W	ATL	112-94	5-10	1/18	H	W	ORL	118-98	17-26	3/21	H	W	MEM	95-82	30-41							
11/23	H	W	MIN	117-96	6-10	1/20	H	L	BKN	114-143	17-27	3/24	A	L	HOU	107-117	30-42							
11/25	A	L	POR	104-119	6-11	1/23	H	W	CLE	124-122	18-27	3/26	A	W	DEN	115-90	31-42							
11/27	A	L	DAL	81-91	6-12	1/25	H	L	OKC	105-114	18-28	3/27	A	L	UTA	100-108	31-43							
11/29	H	W	LAL	105-88	7-12	1/27	H	W	SAS	119-103	19-28	3/29	H	W	DAL	121-118	32-43							
12/2	H	L	LAC	96-114	7-13	1/29	H	L	WAS	94-107	19-29	3/31	H	W	SAC	117-89	33-43							
12/4	A	L	OKC	92-101	7-14	1/31	A	L	TOR	106-108*	19-30	4/2	H	L	CHI	110-117	33-44							
12/5	H	L	MEM	108-110**	7-15	2/1	A	L	DET	98-118	19-31	4/4	H	L	DEN	131-134	34-45							
12/8	H	L	PHI	88-99	7-16	2/4	A	L	WAS	91-105	19-32	4/7	A	L	DEN	106-122	33-46							
12/10	A	L	LAC	105-133	7-17	2/6	H	W	PHX	111-106	20-32	4/8	A	L	GSW	101-123	33-47							
12/11	A	W	PHX	120-119*	8-17	2/8	H	L	UTA	94-127	20-33	4/11	A	L	LAL	96-108	33-48							
12/13	H	L	GSW	109-113	8-18	2/10	A	W	MIN	122-106	21-33	4/12	A	W	POR	103-100	34-48							
12/15	H	W	IND	108-93	9-18	2/12	A	L	SAC	99-105	21-34													
12/16	A	L	HOU	100-122	9-19	2/13	A	W	PHX	110-108	22-34													

\* - overtime

# TEAM HISTORY

## 2015-16 ROSTER & STATS

**RECORD: 30-52**  
**WEST: 20-32**  
**EAST: 10-20**  
**DIVISION: 4-12**  
**HOME: 21-20**  
**ROAD: 9-32**  
**OVERTIME: 1-3**

Head Coach: Alvin Gentry, Appalachian State  
 Associate Head Coach: Darren Erman, Emory University  
 Assistant Coaches: Robert Pack, USC; Phil Weber, N.C. State; Fred Vinson, Georgia Tech; Kevin Hanson, San Diego  
 Special Assistant to the Head Coach: Elvis Valcarcel, Rutgers  
 Player Development Coach: Jamelle McMillan, Arizona State  
 Athletic Trainer: Duane Brooks, Florida A&M

### 2015-16 FINAL STATISTICS

PLAYER	G	GS	MIN	FG	FGA	PCT	3FG	3FGA	PCT	FT	FTA	PCT	OFF	DEF	TOT	AST	PF	DO	STL	TO	BLK	PIS	AVG
Anthony Davis	61	61	2164	560	1136	.493	35	108	.324	326	430	.758	130	497	627	116	148	0	78	121	125	1481	24.3
Ryan Anderson	66	7	2008	397	929	.427	131	358	.366	199	228	.873	131	265	396	73	109	0	38	90	25	1124	17.0
Jrue Holiday	65	23	1831	410	935	.439	87	259	.336	182	216	.845	27	168	195	391	148	1	88	167	22	1089	16.8
Eric Gordon	45	44	1481	231	552	.418	113	294	.384	111	125	.888	10	89	99	121	98	0	43	73	14	686	15.2
Tyreke Evans	25	25	765	136	314	.433	33	85	.388	74	93	.796	20	109	129	164	66	0	32	73	8	379	15.2
Jordan Hamilton	11	4	304	49	116	.422	13	46	.283	14	21	.667	12	50	62	25	24	0	8	17	3	125	11.4
Norris Cole	45	23	1198	196	484	.405	33	102	.324	52	65	.800	10	141	151	167	102	0	37	75	5	477	10.6
Ish Smith	27	3	617	98	228	.430	10	33	.303	33	43	.767	14	78	92	154	38	0	24	45	6	239	8.9
Toney Douglas	61	18	1262	183	445	.411	81	203	.399	84	99	.848	25	118	143	157	131	1	70	64	5	531	8.7
James Ennis (TOT)	22	5	329	54	113	.478	26	58	.448	25	34	.735	21	21	42	21	28	1	16	19	5	159	7.2
James Ennis (NO)	9	5	282	50	100	.500	24	50	.480	19	24	.792	17	18	35	18	26	1	12	17	3	143	15.9
Luke Babbitt	47	13	845	122	289	.422	44	109	.404	39	50	.780	25	123	148	53	90	0	11	23	7	327	7.0
Dante Cunningham	80	46	1971	186	412	.451	55	174	.316	57	82	.695	57	179	236	77	173	1	42	41	33	484	6.1
Alexis Ajinca	59	17	861	150	315	.476	0	1	.000	52	62	.839	75	194	269	31	134	0	19	54	36	352	6.0
Bryce Dejean-Jones	14	11	279	28	69	.406	12	32	.375	11	21	.524	8	40	48	15	17	0	10	11	2	79	5.6
Tim Frazier (TOT)	15	2	741	96	229	.419	16	48	.333	53	74	.716	26	84	110	162	73	0	33	65	2	261	5.1
Tim Frazier (NO)	16	1	469	76	169	.450	13	31	.419	45	59	.763	15	56	71	120	42	0	23	38	1	210	13.1
Alonzo Gee	73	38	1632	132	255	.518	17	60	.283	44	66	.667	60	185	245	72	169	2	63	55	13	325	4.5
Omer Asik	68	64	1178	104	195	.533	0	0	---	61	112	.545	120	294	414	26	124	0	21	60	3	269	4.0
O. Johnson (TOT)	7	1	102	9	34	.265	2	10	.200	6	8	.750	4	11	15	2	9	0	3	4	3	26	3.7
O. Johnson (NO)	5	1	54	4	17	.235	1	5	.200	1	2	.500	1	5	6	2	4	0	1	3	0	10	2.0
Kendrick Perkins	37	5	1542	40	75	.533	0	0	---	11	25	.440	25	103	128	31	64	0	11	41	11	91	2.5
Jimmer Fredette	4	0	13	1	4	.250	0	1	.000	0	0	---	0	0	0	1	1	0	1	1	0	2	0.5
Nate Robinson	2	1	23	0	1	.000	0	1	.000	0	0	---	0	0	0	4	5	0	1	0	0	0	0.0
<b>PELICANS</b>	<b>82</b>	<b>-</b>	<b>19780</b>	<b>3153</b>	<b>7040</b>	<b>.448</b>	<b>702</b>	<b>1952</b>	<b>.360</b>	<b>1415</b>	<b>1823</b>	<b>.776</b>	<b>782</b>	<b>2712</b>	<b>3494</b>	<b>1818</b>	<b>1713</b>	<b>6</b>	<b>633</b>	<b>1102</b>	<b>342</b>	<b>8423</b>	<b>102.7</b>
<b>OPPONENTS</b>	<b>82</b>	<b>-</b>	<b>19780</b>	<b>3218</b>	<b>6877</b>	<b>.468</b>	<b>754</b>	<b>2043</b>	<b>.369</b>	<b>1544</b>	<b>1972</b>	<b>.783</b>	<b>750</b>	<b>2912</b>	<b>3642</b>	<b>1899</b>	<b>1650</b>	<b>6</b>	<b>602</b>	<b>1127</b>	<b>423</b>	<b>8734</b>	<b>106.5</b>

### GAME-BY-GAME

Date	H/A	W/L	Opp	NOP/Opp	Record	Date	H/A	W/L	Opp	NOP/Opp	Record	Date	H/A	W/L	Opp	NOP/Opp	Record						
10/27	A	L	GSW	95-111	0-1	12/25	A	L	MIA	88-94*	9-20	2/25	H	W	OKC	123-119	23-34						
10/28	A	L	POR	94-112	0-2	12/26	H	W	HOU	110-108	10-20	2/27	H	L	MIN	110-112	23-35						
10/31	H	L	GSW	120-134	0-3	12/28	A	L	ORL	89-104	10-21	3/2	A	L	HOU	95-100	23-36						
11/5	H	L	ORL	94-103	0-4	12/31	H	L	LAC	89-95	10-22	3/3	H	L	SAS	86-94	23-37						
11/6	H	L	ATL	115-121	0-5	1/2	A	W	DAL	105-98	11-22	3/5	H	L	UTA	94-106	23-38						
11/7	A	L	DAL	98-107	0-6	1/6	H	L	DAL	91-100	11-23	3/7	H	W	SAC	115-112	24-38						
11/10	H	W	DAL	120-105	1-6	1/8	H	L	IND	86-91	11-24	3/9	A	L	CHA	113-122	24-39						
11/11	A	L	ATL	98-106	1-7	1/10	A	L	LAC	111-114*	11-25	3/11	A	L	MEM	114-121*	24-40						
11/13	A	L	TOR	81-100	1-8	1/12	A	L	LAL	91-95	11-26	3/12	A	L	MIL	92-103	24-41						
11/15	A	L	NYK	87-95	1-9	1/13	A	W	SAC	109-97	12-26	3/14	A	L	GSW	107-125	24-42						
11/17	H	L	DEN	98-115	1-10	1/15	H	W	CHA	109-107	13-26	3/16	A	W	SAC	123-108	25-42						
11/18	A	L	OKC	103-110	1-11	1/18	A	L	MEM	99-101	13-27	3/18	H	L	POR	112-117	25-43						
11/20	H	W	SAS	104-90	2-11	1/19	H	W	MIN	114-99	14-27	3/20	H	W	LAC	109-105	26-43						
11/22	H	W	PHX	122-116	3-11	1/21	H	W	DET	115-99	15-27	3/22	H	L	MIA	99-113	26-44						
11/25	A	W	PHX	120-114	4-11	1/23	H	W	MIL	116-99	16-27	3/24	A	L	IND	84-92	26-45						
11/27	A	L	LAC	90-111	4-12	1/25	H	L	HOU	111-112	16-28	3/26	H	L	TOR	91-115	26-46						
11/28	A	L	UTA	87-101	4-13	1/28	H	W	SAC	114-105	17-28	3/28	H	W	NYK	99-91	27-46						
12/1	H	L	MEM	104-113	4-14	1/30	H	W	BKN	105-103	18-28	3/30	A	L	SAS	92-100	27-47						
12/2	A	L	HOU	101-108	4-15	2/1	H	L	MEM	95-110	18-29	3/31	H	W	DEN	101-95	28-47						
12/4	H	W	CLE	114-108*	5-15	2/3	A	L	SAS	97-110	18-30	4/3	A	W	BKN	106-87	29-47						
12/7	H	L	BOS	93-111	5-16	2/4	H	L	LAL	96-99	18-31	4/5	A	L	PHI	93-107	29-48						
12/11	H	W	WAS	107-105	6-16	2/6	A	L	CLE	84-99	18-32	4/6	A	L	BOS	97-104	29-49						
12/12	A	L	CHI	94-98	6-17	2/8	A	W	MIN	116-102	19-32	4/8	H	W	LAL	110-102	30-49						
12/14	A	L	POR	101-105	6-18	2/10	H	W	UTA	100-96	20-32	4/9	H	L	PHX	100-121	30-50						
12/16	A	W	UTA	104-94	7-18	2/11	A	L	OKC	95-121	20-33	4/11	H	L	CHI	116-121	30-51						
12/18	A	L	PHX	88-104	7-19	2/19	H	W	PHI	121-114	21-33	4/13	A	L	MIN	109-144	30-52						
12/20	A	W	DEN	130-125	8-19	2/21	A	W	DET	111-106	22-33												
12/23	H	W	POR	115-89	9-19	2/23	A	L	WAS	89-109	22-34												

\* - overtime



# TEAM HISTORY

## 2014-15 ROSTER & STATS

**RECORD: 45-37**

**WEST: 29-23**

**EAST: 16-14**

**DIVISION: 8-8**

**HOME: 28-13**

**ROAD: 17-24**

**OVERTIME: 0-3**

Head Coach: Monty Williams, Notre Dame

Lead Assistant Coach: Randy Ayers, Miami (Ohio)

Assistant Coaches: Dave Hanners, North Carolina; Bryan Gates, Boise State; Fred Vinson, Georgia Tech

Athletic Trainer: Duane Brooks, Florida A&M

## 2014-15 FINAL STATISTICS

PLAYER	G	GS	MIN	FG	FGA	PCT	3FG	3FGA	PCT	FT	FTA	PCT	OFF	DEF	TOT	AST	PF	DR	STL	TO	BLK	PTS	AVG
Anthony Davis	68	68	2455	642	1199	.535	1	12	.083	371	461	.805	173	523	696	149	141	0	100	95	200	1656	24.4
Tyreke Evans	76	76	2690	521	1165	.447	69	227	.304	202	291	.694	82	334	416	521	198	3	100	246	37	1313	16.6
Jrue Holiday	40	37	1603	238	534	.446	51	135	.378	65	76	.855	32	103	135	274	110	1	63	91	23	592	14.8
Ryan Anderson	61	5	1375	291	729	.399	122	359	.340	129	151	.854	108	187	295	55	113	1	33	62	20	833	13.7
Eric Gordon	61	60	2018	285	694	.411	141	315	.448	107	133	.805	28	131	159	229	145	0	50	122	14	818	13.4
Norris Cole (NO)	28	2	683	112	252	.444	28	74	.378	26	35	.743	1	50	51	90	49	1	15	41	7	278	9.9
Omer Asik	76	76	1982	215	412	.517	0	0	---	131	225	.582	244	504	748	72	144	0	29	95	54	557	7.3
Quincy Pondexter (NO)	45	28	1253	140	312	.449	74	171	.433	50	66	.758	33	105	138	66	103	0	14	41	19	404	9.0
Austin Rivers	35	3	772	86	222	.387	14	50	.280	53	71	.746	12	56	68	87	65	0	18	30	7	239	6.8
Alexis Ajinca	68	8	957	181	329	.550	0	0	---	81	99	.818	104	211	315	47	151	0	21	69	51	443	6.5
Dante Cunningham	66	27	1652	155	339	.457	1	10	.100	29	47	.617	70	186	256	50	101	0	46	35	37	340	5.2
Toney Douglas	12	0	177	19	51	.373	5	18	.278	8	13	.615	2	20	22	24	20	0	11	10	4	51	4.3
Luke Babbitt	63	19	830	92	192	.479	59	115	.513	13	19	.684	12	99	111	24	63	0	17	26	11	256	4.1
Jimmer Fredette	50	0	509	63	166	.380	9	48	.188	43	45	.956	8	32	40	58	43	0	15	33	2	178	3.6
Elliott Williams (NO)	8	0	77	8	24	.333	3	11	.273	0	2	.000	0	5	5	8	11	0	2	0	0	19	2.4
Jeff Withey	37	0	259	32	64	.500	0	0	---	34	50	.680	23	41	64	11	26	0	4	12	18	98	2.6
John Salmons	21	0	270	16	48	.333	8	26	.308	2	4	.500	4	17	21	13	25	0	9	5	4	42	2.0
Nate Wolters (NO)	10	0	105	8	26	.308	0	0	---	1	2	.500	6	12	18	11	7	0	3	10	2	17	1.7
Gal Mekel (NO)	4	0	43	3	20	.150	0	3	.000	0	0	---	0	1	1	13	1	0	2	2	0	6	1.5
Russ Smith	6	0	29	2	10	.200	1	6	.167	0	0	---	0	3	3	2	6	0	7	0	5	0	1.8
Darius Miller	5	1	43	1	7	.143	0	1	.000	0	0	---	0	1	1	2	8	0	1	1	0	2	0.4
<b>PELICANS</b>	<b>82</b>	<b>--</b>	<b>19780</b>	<b>3108</b>	<b>6795</b>	<b>.457</b>	<b>586</b>	<b>1583</b>	<b>.370</b>	<b>1345</b>	<b>1790</b>	<b>.751</b>	<b>942</b>	<b>2621</b>	<b>3563</b>	<b>1806</b>	<b>1560</b>	<b>6</b>	<b>553</b>	<b>1087</b>	<b>510</b>	<b>8147</b>	<b>99.4</b>
<b>OPPONENTS</b>	<b>82</b>	<b>--</b>	<b>19780</b>	<b>3108</b>	<b>6814</b>	<b>.456</b>	<b>537</b>	<b>1605</b>	<b>.335</b>	<b>1329</b>	<b>1751</b>	<b>.759</b>	<b>870</b>	<b>2537</b>	<b>3407</b>	<b>1700</b>	<b>1533</b>	<b>4</b>	<b>555</b>	<b>1003</b>	<b>475</b>	<b>8082</b>	<b>98.6</b>

## GAME-BY-GAME

Date	H/A	W/L	Opp	NOP/Opp	Record	Date	H/A	W/L	Opp	NOP/Opp	Record	Date	H/A	W/L	Opp	NOP/Opp	Record						
10/28	H	W	ORL	101-84	1-0	12/26	H	W	SAS	97-90	15-14	2/25	H	W	BKN	102-96	30-27						
11/1	H	L	DAL	104-109	1-1	12/27	A	L	CHI	100-107	15-15	2/27	H	W	MIA	104-102	31-27						
11/3	A	L	MEM	81-93	1-2	12/30	H	W	PHX	110-106	16-15	3/1	A	W	DEN	99-92	32-27						
11/4	H	W	CHA	100-91	2-2	12/31	A	L	SAS	93-95*	16-16	3/2	A	L	DAL	93-102	33-28						
11/8	A	W	SAS	100-99	3-2	1/2	H	W	HOU	111-83	17-16	3/4	H	W	DET	88-85	33-28						
11/10	A	L	CLE	111-118	3-3	1/5	H	L	WAS	85-92	17-17	3/6	H	L	BOS	98-104	33-29						
11/12	H	W	LAL	109-102	4-3	1/7	A	L	CHA	94-98	17-18	3/7	H	W	MEM	95-89	34-29						
11/14	H	W	MIL	139-91	5-3	1/9	H	W	MEM	106-95	18-18	3/9	A	W	MIL	114-103	35-29						
11/17	A	L	POR	93-102	5-4	1/12	A	L	BOS	100-108	18-19	3/10	A	W	BKN	111-91	36-29						
11/18	A	W	SAC	106-100	6-4	1/14	A	W	DET	105-94	19-19	3/15	H	L	DEN	111-118**	36-30						
11/21	A	L	DEN	97-117	6-5	1/16	A	L	PHI	81-96	19-20	3/17	H	W	MIL	85-84	37-30						
11/22	A	W	UTA	106-94	7-5	1/18	A	W	TOR	95-93	20-20	3/19	A	L	PHX	72-74	37-31						
11/25	H	L	SAC	89-99	7-6	1/19	A	L	NYK	92-99	20-21	3/20	A	L	GSW	96-112	37-32						
11/28	A	L	ATL	91-100	7-7	1/21	H	W	LAL	96-80	21-21	3/22	A	L	LAC	100-107	37-33						
11/29	A	L	WAS	80-83	7-8	1/23	A	W	MIN	92-84	22-21	3/25	H	L	HOU	93-95	37-34						
12/2	H	W	OKC	112-104	8-8	1/25	H	W	DAL	109-106	23-21	3/27	H	W	SAC	102-88	38-34						
12/4	A	L	GSW	85-112	8-9	1/26	H	W	PHI	99-74	24-21	3/29	H	W	MIN	110-88	39-34						
12/6	A	L	LAC	100-120	8-10	1/28	H	L	DEN	85-93	24-22	4/1	A	W	LAL	113-92	40-34						
12/7	A	W	LAL	104-87	9-10	1/30	H	W	LAC	108-103	25-22	4/3	A	W	SAC	101-95	41-34						
12/9	H	W	NYK	104-93	10-10	2/2	H	W	ATL	115-100	26-22	4/4	A	L	POR	90-99	41-35						
12/10	A	L	DAL	107-112	10-11	2/4	H	L	OKC	91-102	26-23	4/7	H	W	GSW	103-100	42-35						
12/12	H	W	CLE	119-114	11-11	2/6	A	W	OKC	116-113	27-23	4/8	A	L	MEM	74-110	42-36						
12/14	H	L	GSW	122-128*	11-12	2/7	H	L	CHI	72-107	27-24	4/10	H	W	PHX	90-75	43-36						
12/16	H	W	UTA	119-111	12-12	2/9	H	L	UTA	96-100	27-25	4/12	A	L	HOU	114-121	43-37						
12/18	A	W	HOU	99-90	13-12	2/11	H	L	IND	93-106	27-26	4/13	A	W	MIN	100-88	44-37						
12/20	H	L	POR	88-114	13-13	2/20	A	L	ORL	84-95	27-27	4/15	H	W	SAS	108-103	45-37						
12/21	A	W	OKC	101-99	14-13	2/21	A	W	MIA	105-91	28-27												
12/23	A	L	IND	84-96	14-14	2/23	H	W	TOR	100-97	29-27												

\* - overtime

# TEAM HISTORY

## 2013-14 ROSTER & STATS

**RECORD: 34-48**

**WEST: 15-37**

**EAST: 19-11**

**DIVISION: 4-12**

**HOME: 22-19**

**ROAD: 12-29**

**OVERTIME: 5-0**

Head Coach: Monty Williams, Notre Dame

Lead Assistant Coach: Randy Ayers, Miami (Ohio)

Assistant Coaches: Dave Hanners, North Carolina; Bryan Gates, Boise State;

Fred Vinson, Georgia Tech

Trainer: Jon Ishop, Texas

## 2013-14 FINAL STATISTICS

PLAYER	G	GS	MIN	FG	FGA	PCT	3FG	3FGA	PCT	FT	FTA	PCT	OFF	DEF	TOT	AST	PF	QO	STL	TO	BLK	PTS	AVG
Jeremy Davis	67	66	2358	522	1005	519	2	9	.222	348	440	.791	207	466	673	105	200	1	89	109	189	1394	20.8
Ryan Anderson	22	14	795	155	354	438	67	164	.409	59	62	.952	66	76	142	17	47	0	10	20	7	456	19.8
Eric Gordon	64	64	2058	356	817	436	101	258	.391	175	223	.785	30	135	165	208	114	2	74	134	12	988	15.4
Tyreke Evans	72	22	2028	391	897	436	21	95	.221	239	310	.771	76	265	341	363	155	0	84	175	21	1042	14.5
Jrue Holiday	34	34	1144	203	454	447	30	77	.390	51	63	.810	28	114	142	268	92	0	56	105	12	487	14.3
Jason Smith	31	27	831	131	282	465	0	0	---	39	50	.780	51	130	181	29	100	3	43	28	29	301	9.7
Brian Roberts	72	42	1667	244	581	420	64	178	.360	125	133	.940	17	119	136	234	132	2	43	95	7	677	9.4
Austin Morrow	76	9	1426	238	520	458	88	195	.451	72	87	.828	29	111	140	59	102	0	38	51	12	636	8.4
Nash Rivers	69	4	1339	192	474	405	36	99	.364	110	173	.636	26	103	129	160	134	0	45	77	9	530	7.7
Al-Farouq Aminu	80	65	2046	234	494	474	13	48	.271	91	137	.664	129	367	496	114	147	1	82	88	38	572	7.2
Luke Babbitt	27	2	474	60	154	390	36	95	.379	14	18	.778	18	70	88	29	52	0	7	15	11	170	6.3
Alexis Ajinca	56	30	951	136	249	546	0	1	.000	56	67	.836	94	183	277	40	187	3	23	63	46	328	5.9
James Southerland	3	0	28	5	12	417	3	5	.600	1	2	.500	0	8	8	0	3	0	1	1	2	14	4.7
Darius Miller	45	7	723	73	166	440	25	77	.325	29	36	.806	9	43	52	43	88	0	24	22	9	200	4.4
Jeff Withey	58	4	685	69	129	535	0	1	.000	52	73	.712	49	101	150	26	73	0	15	20	50	190	3.3
Melvin Ely	2	0	28	3	6	500	0	0	---	0	0	.000	0	1	1	0	5	0	0	0	1	6	3.0
Greg Srimessa	55	20	1007	70	122	574	0	1	.000	19	32	.594	72	154	226	36	169	3	35	44	57	159	2.9
Lou Amundson	18	0	184	16	32	500	0	0	---	6	24	.250	28	27	55	6	49	2	9	14	11	38	2.1
Lance Thomas	5	0	43	2	9	222	0	0	---	2	4	.500	2	5	7	3	4	0	0	2	0	6	1.2
Arinze Onuaku	3	0	26	1	4	250	0	0	---	1	2	.500	2	5	7	3	3	0	0	1	0	3	1.0
Josh Childers	4	0	24	0	0	000	0	0	---	0	0	---	0	3	3	2	1	0	1	1	0	0	0.0
<b>PELICANS</b>	<b>82</b>	<b>--</b>	<b>19855</b>	<b>3101</b>	<b>6761</b>	<b>459</b>	<b>486</b>	<b>1303</b>	<b>.373</b>	<b>1489</b>	<b>1936</b>	<b>.769</b>	<b>933</b>	<b>2486</b>	<b>4040</b>	<b>1745</b>	<b>1876</b>	<b>17</b>	<b>647</b>	<b>1129</b>	<b>523</b>	<b>8177</b>	<b>99.7</b>
<b>OPPONENTS</b>	<b>82</b>	<b>--</b>	<b>19855</b>	<b>3055</b>	<b>6567</b>	<b>465</b>	<b>652</b>	<b>1827</b>	<b>.357</b>	<b>1637</b>	<b>2176</b>	<b>.752</b>	<b>881</b>	<b>2538</b>	<b>4118</b>	<b>1845</b>	<b>1664</b>	<b>7</b>	<b>577</b>	<b>1185</b>	<b>504</b>	<b>8399</b>	<b>102.4</b>

## GAME-BY-GAME

Date	H/A	W/L	Opp	NOP/Opp	Record
10/30	H	L	IND	90-95	0-1
11/1	A	L	ORL	91-110	0-2
11/2	H	W	CHA	105-84	1-2
11/5	H	L	PHX	98-104	1-3
11/6	A	W	MEM	99-84	2-3
11/8	H	W	LAL	96-85	3-3
11/10	A	L	PHX	94-101	3-4
11/12	A	L	LAL	95-116	3-5
11/13	A	L	UTA	105-111	3-6
11/16	H	W	PHI	135-98	4-6
11/20	H	W	UTA	105-98	5-6
11/22	H	W	CLE	104-100	6-6
11/25	A	L	SAS	93-112	6-7
11/26	H	L	GSW	101-102	6-8
11/29	A	W	PHI	121-105	7-8
12/1	A	W	NYK	103-99	8-8
12/2	A	W	CHI	131-128**	9-8
12/4	H	L	DAL	97-100	9-9
12/6	H	L	OKC	95-109	9-10
12/11	H	W	DET	111-106*	10-10
12/13	H	W	MEM	104-98	11-10
12/15	A	L	DEN	93-102	11-11
12/17	A	L	GSW	93-104	11-12
12/18	A	L	LAC	95-108	11-13
12/21	A	L	POR	107-110	11-14
12/23	A	W	SAC	113-100	12-14
12/27	H	W	DEN	105-89	13-14
12/28	A	L	HOU	98-107	13-15

Date	H/A	W/L	Opp	NOP/Opp	Record
12/30	H	W	POR	110-108	14-15
1/1	A	L	MIN	112-124	14-16
1/3	A	W	BOS	95-92	15-16
1/4	A	L	IND	82-99	15-17
1/7	A	L	MIA	88-107	15-18
1/8	H	L	WAS	96-102	15-19
1/10	H	L	DAL	90-107	15-20
1/11	A	L	DAL	107-110	15-21
1/13	H	L	SAS	95-101	15-22
1/15	H	L	HOU	100-103	15-23
1/18	H	L	GSW	87-97	15-24
1/20	A	W	MEM	95-92	16-24
1/21	H	L	SAC	97-114	16-25
1/24	A	W	DET	103-102	17-25
1/26	H	W	ORL	100-92	18-25
1/28	A	W	CLE	100-89	19-25
1/29	A	L	MIN	77-88	19-26
2/1	H	W	CHI	88-79	20-26
2/3	H	L	SAS	95-102	20-27
2/5	H	W	ATL	105-100	21-27
2/7	H	W	MIN	98-91	22-27
2/9	A	L	BKN	81-95	22-28
2/10	A	L	TOR	101-107	22-29
2/12	A	W	MIL	102-98	23-29
2/19	H	L	NYK	91-98	23-30
2/21	A	L	CHA	87-90	23-31
2/22	A	L	WAS	93-94	23-32
2/24	H	L	LAC	110-123	23-33

Date	H/A	W/L	Opp	NOP/Opp	Record
2/26	A	L	DAL	89-108	23-34
2/28	A	L	PHX	104-116	23-35
3/1	A	L	LAC	76-108	23-36
3/3	A	L	SAC	89-96	23-37
3/4	A	W	LAL	132-125	24-37
3/7	H	W	MIL	112-104	25-37
3/9	H	W	DEN	111-107*	26-37
3/12	H	L	MEM	88-90	26-38
3/14	H	L	POR	103-111	26-39
3/16	H	W	BOS	121-120*	27-39
3/19	H	L	TOR	100-107	27-40
3/21	A	W	ATL	111-105	28-40
3/22	H	W	MIA	105-95	29-40
3/24	H	W	BKN	109-104*	30-40
3/26	H	W	LAC	98-96	31-40
3/28	H	W	UTA	102-95	32-40
3/29	A	L	SAS	80-96	32-41
3/31	H	L	SAC	97-102	32-42
4/2	A	L	DEN	107-137	32-43
4/4	A	L	UTA	96-100	32-44
4/6	A	L	POR	94-100	32-45
4/9	H	L	PHX	88-94	32-46
4/11	A	L	OKC	94-116	32-47
4/12	A	L	HOU	104-111	32-48
4/14	H	W	OKC	101-89	33-48
4/16	H	W	HOU	105-100	34-48

\* - overtime



# TEAM HISTORY

## 2012-13 ROSTER & STATS

**RECORD: 27-55**

**WEST: 15-37**

**EAST: 12-18**

**DIVISION: 3-11**

**HOME: 16-25**

**ROAD: 11-30**

**OVERTIME: 1-3**

Head Coach: Monty Williams, Notre Dame

Lead Assistant Coach: Randy Ayers, Miami (Ohio)

Assistant Coaches: Dave Hanners, North Carolina; Bryan Gates, Boise State;

Fred Vinson, Georgia Tech

Trainer: Jon Ishop, Texas

### 2012-13 FINAL STATISTICS

PLAYER	G	GS	MIN	FG	FGA	PCT	3FG	3FGA	PCT	FT	FTA	PCT	OFF	DEF	TOT	AST	PF	DQ	STL	TO	BLK	PTS	AVG
Eric Gordon	42	40	1264	235	584	.402	56	173	.324	187	222	.842	10	67	77	137	75	1	45	117	8	713	17.0
Ryan Anderson	81	22	2503	472	1115	.423	213	557	.382	152	180	.844	191	328	519	97	179	2	42	97	31	1309	16.2
Greivis Vasquez	78	78	2685	438	1012	.433	83	243	.342	124	154	.805	43	294	337	704	190	0	66	247	6	1083	13.9
Anthony Davis	64	60	1846	349	676	.516	0	6	.000	169	225	.751	165	357	522	63	158	0	75	89	112	867	13.5
Robin Lopez	82	82	2136	384	719	.534	0	0	---	161	207	.778	226	236	462	64	167	1	32	110	128	929	11.3
Jason Smith	51	0	876	167	341	.490	0	4	.000	86	102	.843	64	122	186	34	123	0	15	55	45	420	8.2
Al-Farouq Aminu	76	71	2066	225	474	.475	4	19	.211	101	137	.737	139	446	585	103	153	0	92	116	51	555	7.3
Brian Roberts	78	5	1324	213	511	.417	59	153	.386	70	77	.909	17	80	97	219	108	0	37	71	3	555	7.1
Austin Rivers	61	26	1418	145	390	.372	28	86	.326	59	108	.546	16	93	109	127	122	0	26	74	9	377	6.2
Roger Mason	69	13	1219	132	305	.433	66	159	.415	39	43	.907	11	121	132	74	104	0	26	51	11	369	5.3
Hakim Warrick	1	0	7	1	2	.500	0	0	---	2	2	1.000	0	0	0	0	0	0	1	0	0	4	4.0
Xavier Henry	50	2	625	66	161	.410	4	11	.364	58	92	.630	21	69	90	13	72	0	16	31	5	194	3.9
Donald Sloan (NO)	3	0	6	0	0	---	0	0	---	0	0	---	0	0	0	0	0	0	1	0	0	0	0.0
Lance Thomas	59	9	646	53	106	.500	0	0	---	43	59	.729	44	71	115	17	78	0	11	14	7	149	2.5
Darius Miller	52	2	694	44	108	.407	22	56	.393	8	8	1.000	8	70	78	44	89	0	17	23	12	118	2.3
Dom McGuire	9	0	145	9	21	.429	0	0	---	1	2	.500	7	21	28	9	13	0	8	5	3	19	2.1
Henry Sims	2	0	5	2	3	.667	0	0	---	0	0	---	2	0	2	0	1	0	0	1	0	4	2.0
Lou Amundson (NO)	18	0	209	18	42	.429	0	0	---	8	16	.500	24	34	58	8	27	0	9	8	6	44	2.4
Terrel Harris (NO)	13	0	108	2	19	.105	0	7	.000	1	2	.500	0	17	7	14	0	2	13	3	5	0.4	
<b>NEW ORLEANS</b>	<b>82</b>	<b>--</b>	<b>19780</b>	<b>2955</b>	<b>6589</b>	<b>.448</b>	<b>535</b>	<b>1474</b>	<b>.363</b>	<b>1269</b>	<b>1636</b>	<b>.776</b>	<b>988</b>	<b>2426</b>	<b>3414</b>	<b>1721</b>	<b>1673</b>	<b>4</b>	<b>520</b>	<b>1193</b>	<b>440</b>	<b>7714</b>	<b>94.1</b>
<b>OPPONENTS</b>	<b>82</b>	<b>--</b>	<b>19780</b>	<b>3030</b>	<b>6435</b>	<b>.471</b>	<b>632</b>	<b>1688</b>	<b>.374</b>	<b>1339</b>	<b>1764</b>	<b>.759</b>	<b>835</b>	<b>2391</b>	<b>3226</b>	<b>1915</b>	<b>1534</b>	<b>6</b>	<b>648</b>	<b>1086</b>	<b>492</b>	<b>8031</b>	<b>97.9</b>

### GAME-BY-GAME

Date	H/A	W/L	Opp	NOH/Opp	Record
10/31	H	L	SAS	95-99	0-1
11/2	H	W	UTA	88-86	1-1
11/3	A	W	CHI	89-82	2-1
11/7	H	L	PHI	62-77	2-2
11/9	H	W	CHA	107-99	3-2
11/14	A	L	HOU	96-100	3-3
11/16	H	L	OKC	95-110	3-4
11/17	A	L	MIL	113-117	3-5
11/20	H	L	NYK	80-102	3-6
11/21	A	L	IND	107-115*	3-7
11/23	A	L	PHX	108-111*	3-8
11/25	A	L	DEN	84-102	3-9
11/26	A	W	LAC	105-98	4-9
11/28	H	L	UTA	84-96	4-10
12/1	H	L	OKC	79-100	4-11
12/3	H	W	MIL	102-81	5-11
12/5	H	L	LAL	105-87	5-12
12/7	H	L	MEM	89-96	5-13
12/8	H	L	MIA	90-106	5-14
12/11	H	L	WAS	77-70	5-15
12/12	A	L	OKC	88-92	5-16
12/14	H	L	MIN	102-113	5-17
12/16	A	L	POR	94-95	5-18
12/18	A	L	GSW	96-103	5-19
12/19	A	L	LAC	77-93	5-20
12/21	A	L	SAS	94-99	5-21
12/22	H	L	IND	75-81	5-22
12/26	A	W	ORL	97-94	6-22

Date	H/A	W/L	Opp	NOP/Opp	Record
12/28	H	L	TOR	97-104*	6-23
12/29	A	W	CHA	98-95	7-23
1/1	H	L	ATL	86-95	7-24
1/2	A	L	HOU	92-104	7-25
1/5	A	W	DAL	99-96*	8-25
1/7	H	W	SAS	95-88	9-25
1/9	H	W	HOU	88-79	10-25
1/11	H	W	MIN	104-92	11-25
1/13	A	L	NYK	87-100	11-26
1/15	A	W	PHI	111-99	12-26
1/16	A	W	BOS	90-78	13-26
1/19	H	L	GSW	112-116	13-27
1/21	H	W	SAC	114-105	14-27
1/23	A	L	SAS	102-106	14-28
1/25	H	L	HOU	82-100	14-29
1/27	A	W	MEM	91-83	15-29
1/29	A	L	LAL	106-111	15-30
1/30	A	L	UTA	99-104	15-31
2/1	A	L	DEN	98-113	15-32
2/2	A	L	MIN	86-115	15-33
2/6	H	W	PHX	93-84	16-33
2/8	A	W	ATL	111-100	17-33
2/10	A	L	TOR	89-102	17-34
2/11	A	W	DET	105-86	18-34
2/13	H	W	POR	99-63	19-34
2/19	H	L	CHI	87-96	19-35
2/20	A	L	CLE	100-105	19-36
2/22	H	L	DAL	100-104	19-37

Date	H/A	W/L	Opp	NOP/Opp	Record
2/24	H	W	SAC	110-95	20-37
2/26	H	L	BKN	97-101	20-38
2/27	A	L	OKC	74-119	20-39
3/1	H	W	DET	100-95	21-39
3/4	H	L	ORL	101-105	21-40
3/6	H	L	LAL	102-108	21-41
3/9	A	L	MEM	85-96	21-42
3/10	H	W	POR	98-96	22-42
3/12	A	L	BKN	98-108	22-43
3/15	A	L	WAS	87-96	22-44
3/17	A	L	MIN	95-97	22-45
3/18	H	L	GSW	72-93	22-46
3/20	H	W	BOS	87-86	23-46
3/22	H	W	MEM	90-83	24-46
3/25	H	W	DEN	110-86	25-46
3/27	H	L	LAC	91-105	25-47
3/29	H	L	MIA	89-108	25-48
3/31	H	W	CLE	112-92	26-48
4/3	A	L	GSW	88-98	26-49
4/5	A	L	UTA	83-95	26-50
4/7	A	W	PHX	95-92	27-50
4/9	A	L	LAL	96-104	27-51
4/10	A	L	SAC	110-121	27-52
4/12	H	L	LAC	93-96	27-53
4/14	H	L	DAL	89-107	27-54
4/17	A	L	DAL	87-99	27-55

\* - overtime

# TEAM HISTORY

## 2011-12 ROSTER & STATS

**RECORD: 21-45**  
**WEST: 14-34**  
**EAST: 7-11**  
**DIVISION: 3-11**  
**HOME: 11-22**  
**ROAD: 10-23**  
**OVERTIME: 1-3**

Head Coach: Monty Williams, Notre Dame  
 Lead Assistant Coach: Randy Ayers, Miami (Ohio)  
 Assistant Coaches: James Borrego, San Diego; Dave Hanners, North Carolina;  
 Bryan Gates, Boise State;  
 Fred Vinson, Georgia Tech  
 Trainer: Jon Ishop, Texas

## 2011-12 FINAL STATISTICS

PLAYER	G	GS	MIN	FG	FGA	PCT	3FG	3FGA	PCT	FT	FTA	PCT	OFF	DEF	TOT	AST	PF	DO	STL	TO	BLK	PTS	AVG
Eric Gordon	9	9	310	63	140	.450	10	40	.250	49	65	.754	2	23	25	31	20	0	13	24	4	185	20.6
Jarrett Jack	45	39	1530	266	583	.456	39	112	.348	129	148	.872	23	153	176	285	93	0	31	106	9	700	15.6
Chris Kaman	47	33	1372	266	597	.446	0	0	--	84	107	.785	89	275	364	101	106	0	25	129	77	616	13.1
Carl Landry	41	8	999	182	362	.503	0	3	.000	147	184	.799	78	136	214	38	89	0	13	64	12	511	12.5
Marco Belinelli	66	55	1966	286	686	.417	107	284	.377	101	129	.783	19	153	172	101	115	1	48	69	5	780	11.8
Trevor Ariza	41	41	1350	168	403	.417	29	87	.333	79	102	.775	41	174	215	135	73	0	69	76	25	444	10.8
Jason Smith	40	29	947	181	348	.520	1	9	.111	33	47	.702	72	124	196	34	102	0	21	40	41	396	9.9
Emeka Okafor	27	27	781	114	214	.533	0	0	--	38	74	.514	70	143	213	24	73	0	16	37	26	266	9.9
Greivis Vasquez	66	26	1706	225	523	.430	43	135	.319	96	117	.821	23	150	173	359	126	1	60	148	8	589	8.9
Jerome Dyson	9	1	180	19	48	.396	1	8	.125	28	36	.778	2	17	19	18	19	0	11	20	2	67	7.4
Al-Farouq Aminu	66	21	1477	150	365	.411	13	47	.277	86	114	.754	95	213	308	66	136	1	59	91	34	399	6.0
Gustavo Ayon	54	24	1088	140	261	.536	0	1	.000	39	63	.619	86	179	265	74	118	2	53	46	46	319	5.9
Xavier Henry (NO)	45	0	759	90	228	.395	7	17	.412	52	85	.612	24	82	106	35	59	0	26	35	8	239	5.3
Darryl Watkins	5	0	98	7	14	.500	0	0	--	9	18	.500	8	19	27	3	14	0	5	8	4	23	4.6
Dajuan Summers	15	6	209	28	65	.431	5	16	.313	7	9	.778	8	15	23	10	31	1	7	8	0	68	4.5
Donald Sloan	3	0	41	5	14	.357	0	2	.000	2	4	.500	2	1	3	8	2	0	2	5	0	12	4.0
Lance Thomas	42	10	630	57	126	.452	0	1	.000	52	62	.839	49	77	126	12	78	0	10	24	7	166	4.0
Salomon Jones(NO)	11	1	196	23	53	.434	0	--	15	18	.833	21	20	41	7	31	1	5	13	6	61	5.5	
Cardell Johnson	15	0	119	11	35	.314	4	15	.267	1	3	.333	1	8	9	22	11	0	8	7	0	27	1.8
Chris Johnson (NO)	7	0	82	9	18	.500	0	--	5	7	.714	7	15	22	1	13	0	5	8	1	23	3.3	
Trey Johnson	11	0	61	8	14	.571	0	0	--	5	5	1.000	3	9	12	4	10	0	1	5	0	21	1.9
Jeff Foote	4	0	39	2	6	.333	0	--	0	0	--	1	5	6	0	5	0	0	2	1	4	1.0	
<b>NEW ORLEANS</b>	<b>66</b>	<b>--</b>	<b>15940</b>	<b>2300</b>	<b>5103</b>	<b>.451</b>	<b>259</b>	<b>777</b>	<b>.333</b>	<b>1057</b>	<b>1397</b>	<b>.757</b>	<b>724</b>	<b>1991</b>	<b>2715</b>	<b>1368</b>	<b>1324</b>	<b>7</b>	<b>488</b>	<b>1024</b>	<b>316</b>	<b>5916</b>	<b>89.6</b>
<b>OPPONENTS</b>	<b>66</b>	<b>--</b>	<b>15940</b>	<b>2305</b>	<b>5188</b>	<b>.444</b>	<b>425</b>	<b>1342</b>	<b>.317</b>	<b>1129</b>	<b>1487</b>	<b>.759</b>	<b>731</b>	<b>1910</b>	<b>2641</b>	<b>1379</b>	<b>1235</b>	<b>4</b>	<b>523</b>	<b>915</b>	<b>380</b>	<b>6164</b>	<b>93.4</b>

## GAME-BY-GAME

Date	H/A	W/L	Opp	NOH/Opp	Record
12/26	A	W	PHO	85-84	1-0
12/28	H	W	BOS	97-78	2-0
12/30	H	L	PHO	78-93	2-1
1/1	A	L	SAC	80-96	2-2
1/2	A	L	UTA	90-94	2-3
1/4	H	L	PHI	93-101	2-4
1/6	H	L	DEN	88-96	2-5
1/7	A	L	DAL	81-96	2-6
1/9	A	W	DEN	94-81	3-7
1/11	H	L	OKC	85-95	3-8
1/13	H	L	MIN	80-87	3-9
1/14	A	L	MEM	99-108	3-10
1/16	H	L	POR	77-84	3-11
1/18	H	L	MEM	87-93	3-12
1/19	A	L	HOU	88-90*	3-13
1/21	H	L	DAL	81-83	3-14
1/23	H	L	SAS	102-104	3-15
1/25	A	L	OKC	91-101	3-16
1/27	H	W	ORL	95-67	4-16
1/29	H	L	ATL	72-94	4-17
1/30	A	L	MIA	95-109	4-18
2/1	H	L	PHO	103-120	4-19
2/2	A	L	SAS	81-93	4-20
2/4	A	L	DET	87-89	4-21
2/6	H	L	SAC	92-100	4-22
2/8	H	L	CHI	67-90	4-23
2/10	H	L	POR	86-94	4-24
2/13	H	W	UTA	86-80	5-24

Date	H/A	W/L	Opp	NOH/Opp	Record
2/15	A	W	MIL	92-89	6-24
2/17	A	W	NYK	89-85	7-24
2/20	A	L	OKC	93-101	7-25
2/21	A	L	IND	108-117*	7-26
2/22	A	W	CLE	89-84	8-26
2/28	A	L	CHI	95-99	8-27
2/29	H	L	TOR	84-95	8-28
3/2	H	W	DAL	97-92	9-28
3/3	H	L	IND	84-102	9-29
3/5	A	L	POR	74-86	9-30
3/7	A	L	SAC	98-99	9-31
3/9	A	L	DEN	97-110	9-32
3/10	A	W	MIN	95-89	10-32
3/12	H	L	CHA	71-73	10-33
3/14	H	L	LAL	101-107*	10-34
3/15	H	L	WAS	89-99	10-35
3/17	A	W	NUN	102-94	11-35
3/21	H	L	GSW	92-101	11-36
3/22	H	W	LAC	97-90	12-36
3/24	H	L	SAS	86-89	12-37
3/26	A	L	LAC	85-97	12-38
3/28	A	W	GSW	102-87	13-38
3/29	A	L	POR	93-99	13-39
3/31	A	L	LAL	85-88	13-40
4/1	A	L	PHO	75-92	13-41
4/4	H	W	DEN	94-92	14-41
4/6	A	L	SAS	103-128	14-42
4/7	H	W	MIN	99-90	15-42

Date	H/A	W/L	Opp	NOH/Opp	Record
4/9	H	L	LAL	91-93	15-43
4/11	H	W	SAC	105-96	16-43
4/13	H	W	UTA	96-85	17-43
4/15	H	W	MEM	88-75	18-43
4/16	A	W	CHA	75-67	19-43
4/19	H	W	HOU	105-99*	20-43
4/22	A	L	LAC	98-107	20-44
4/24	A	W	GSW	83-81	21-44
4/26	A	L	HOU	77-84	21-45

\* - overtime



# TEAM HISTORY

## 2010-11 ROSTER & STATS

**RECORD: 46-36**

**WEST: 27-25**

**EAST: 19-11**

**DIVISION: 9-7**

**HOME: 28-13**

**ROAD: 18-23**

**OVERTIME: 4-2**

Head Coach: Monty Williams, Notre Dame

Lead Assistant Coach: Michael Malone, Loyola (MD)

Assistant Coaches: Randy Ayers, Miami (Ohio); James Borrego, San Diego;

Bryan Gates, Boise State; Fred Vinson, Georgia Tech

Trainer: Jon Ishop, Texas

## 2010-11 FINAL STATISTICS

PLAYER	G	GS	MIN	FG	FGA	PCT	3FG	3FGA	PCT	FT	FTA	PCT	OFF	DEF	TOT	AST	PF	DO	STL	TO	BLK	PTS	AVG
David West	70	70	2451	528	1040	50.8	2	9	222	264	327	.807	155	374	529	164	202	1	67	142	62	1322	18.9
Chris Paul	80	80	2890	430	928	46.3	71	183	388	337	384	.878	38	289	327	782	196	0	188	177	5	1268	15.8
Carl Landry (NO)	23	10	602	107	203	52.7	0	1	0.00	58	73	.795	38	56	94	13	71	1	10	27	12	272	11.8
Trevor Ariza	75	75	2600	303	762	39.8	82	271	303	138	197	.701	61	347	408	162	180	0	120	118	31	826	11.0
Marco Bellinelli	80	69	1957	302	691	43.7	134	324	414	98	125	.784	17	134	151	92	146	0	38	77	6	836	10.4
Emeka Okafor	72	72	2287	300	524	57.3	0	1	0.00	145	258	.562	230	454	684	42	230	4	40	119	127	745	10.3
Willie Green	77	13	1674	270	609	44.3	54	155	348	78	100	.780	22	139	161	74	143	0	36	67	13	672	8.7
Jarrett Jack (NO)	70	2	1375	212	515	41.2	29	84	345	142	168	.845	14	117	131	183	77	0	40	76	6	595	8.5
Marcus Thornton	46	0	745	137	354	41.0	35	93	376	50	66	.758	25	106	131	43	50	0	19	37	4	359	7.8
Peja Stojakovic	6	0	89	14	33	42.4	11	25	44.0	6	7	.875	0	6	6	6	2	0	2	4	0	45	7.5
Jerry Bayless	11	0	149	17	49	34.7	3	14	214	13	17	.765	2	13	15	28	16	0	2	17	1	50	4.5
Aaron Gray	77	6	1102	136	307	44.3	0	2	0.00	59	70	.843	89	152	241	36	150	0	26	53	32	331	4.3
Quincy Pondexter	41	6	531	56	99	56.6	0	0	--	17	34	.500	59	112	171	16	96	2	11	32	12	129	3.1
Aaron Smith	66	6	734	73	180	40.6	18	50	360	24	34	.706	23	65	88	28	63	0	17	16	10	188	2.8
David Anderson (NO)	29	0	223	33	74	44.6	5	13	385	7	15	.467	12	38	50	6	29	0	2	14	6	78	2.7
Didier Ilunga-Muenga	41	0	330	23	49	46.9	0	0	--	13	18	.722	35	51	86	6	52	0	6	21	27	59	1.4
Sasha Pavlovic	4	1	50	2	11	18.2	0	5	0.00	0	0	--	0	6	6	4	0	0	1	4	1	4	1.0
Patrick Ewing Jr.	7	0	19	0	5	0.00	0	2	0.00	3	4	.750	1	1	2	2	1	0	0	1	1	3	0.4
Pops Mensah-Bonsu	7	0	35	1	3	33.3	0	0	0	0	0	--	3	8	11	2	11	0	0	2	0	2	0.3
<b>NEW ORLEANS</b>	<b>82</b>	<b>--</b>	<b>19830</b>	<b>2944</b>	<b>6416</b>	<b>45.9</b>	<b>444</b>	<b>1232</b>	<b>360</b>	<b>1452</b>	<b>1897</b>	<b>.765</b>	<b>824</b>	<b>2468</b>	<b>3914</b>	<b>1691</b>	<b>1719</b>	<b>8</b>	<b>624</b>	<b>1069</b>	<b>359</b>	<b>7784</b>	<b>94.9</b>
<b>OPPONENTS</b>	<b>82</b>	<b>--</b>	<b>19830</b>	<b>2882</b>	<b>6306</b>	<b>45.7</b>	<b>557</b>	<b>1562</b>	<b>357</b>	<b>1390</b>	<b>1805</b>	<b>.770</b>	<b>769</b>	<b>2457</b>	<b>3842</b>	<b>1739</b>	<b>1674</b>	<b>5</b>	<b>497</b>	<b>1192</b>	<b>396</b>	<b>7711</b>	<b>94.0</b>

## GAME-BY-GAME

Date	H/A	W/L	Opp	NOH/Opp	Record	Date	H/A	W/L	Opp	NOH/Opp	Record	Date	H/A	W/L	Opp	NOH/Opp	Record						
10/27	H	W	MIL	95-91	1-0	12/22	H	W	NUN	105-91	17-12	2/15	A	L	GSW	89-102	33-24						
10/29	H	W	DEN	101-95	2-0	12/26	H	W	ATL	93-86	18-12	2/16	A	L	POR	96-103	33-25						
10/30	A	W	SAS	99-90	3-0	12/27	A	L	MIN	98-113	18-13	2/23	H	W	LAC	98-87	34-25						
11/3	A	W	HOU	107-99	4-0	12/29	H	L	LAL	88-103*	18-14	2/25	A	W	MIN	95-81	35-25						
11/05	H	W	MIA	96-93	5-0	12/31	A	W	BOS	83-81	19-14	2/27	H	L	HOU	89-91	35-26						
11/6	A	W	MIL	87-81	6-0	1/1	A	W	WAS	92-81	20-14	3/1	A	L	TOR	90-96	35-27						
11/9	H	W	LAC	101-82	7-0	1/3	H	W	PHI	84-77	21-14	3/2	A	L	NYK	88-107	35-28						
11/13	H	W	POR	107-87	8-0	1/5	H	L	GSW	103-110	21-15	3/4	A	W	MEM	98-91	36-28						
11/15	A	L	DAL	95-98	8-1	1/7	A	L	LAC	101-97	21-16	3/6	A	W	CLE	96-81	37-28						
11/17	H	W	DAL	99-97	9-1	1/9	A	W	DEN	96-87	22-16	3/7	A	L	CHI	77-85	37-29						
11/19	H	W	CLE	108-101	10-1	1/12	H	W	ORL	92-89	23-16	3/9	H	W	DAL	93-92	38-29						
11/21	A	W	SAC	75-71	11-1	1/14	A	W	HOU	110-105*	24-16	3/12	H	W	SAC	115-103	39-29						
11/22	A	L	LAC	99-95	11-2	1/15	A	W	CHA	88-81	25-16	3/14	H	L	DEN	103-114	39-30						
11/24	A	L	UTA	87-105	11-3	1/17	H	W	TOR	85-81	26-16	3/16	H	W	PHO	100-95	40-30						
11/26	A	W	POR	97-78	12-3	1/19	H	W	MEM	103-102*	27-16	3/19	H	L	BOS	85-89	40-31						
11/28	H	L	SAS	95-109	12-4	1/21	A	W	ATL	100-59*	28-16	3/24	A	W	UTH	121-117*	41-31						
11/29	A	L	OKC	89-95	12-5	1/22	H	W	SAS	96-72	29-16	3/25	A	W	PHO	106-100	42-31						
12/1	H	W	CHA	89-73	13-5	1/24	H	W	OKC	91-89	30-16	3/27	A	L	LAL	84-102	42-32						
12/3	H	L	NYK	92-100	13-6	1/26	A	W	GSW	112-103	31-16	3/30	H	W	POR	95-91	43-32						
12/5	A	L	SAS	84-109	13-7	1/29	A	L	SAC	96-102	31-17	4/1	H	L	MEM	81-93	43-33						
12/8	H	W	DET	93-74	14-7	1/30	A	L	PHO	102-104	31-18	4/3	H	W	IND	108-96	44-33						
12/10	H	L	OKC	92-97	14-8	2/1	H	W	WAS	97-89	32-18	4/6	H	W	HOU	110-93	45-33						
12/12	A	L	PHI	70-88	14-9	2/2	A	L	OKC	93-104	32-19	4/8	H	W	PHO	109-97	46-33						
12/13	A	L	MIA	96-84	14-10	2/5	H	L	LAL	95-101	32-20	4/10	A	L	MEM	89-111	46-34						
12/15	H	W	SAC	94-91	15-10	2/7	H	L	MIN	92-104	32-21	4/11	H	L	UTH	78-90	46-35						
12/17	H	W	UTH	100-71	16-10	2/9	A	L	NUN	101-103*	32-22	4/13	A	L	DAL	89-121	46-36						
12/19	A	L	DET	108-111	16-11	2/11	A	W	ORL	99-93	33-22												
12/20	A	L	IND	93-94	16-12	2/12	H	L	CHI	88-97	33-23												

\* - overtime

# TEAM HISTORY

## 2009-10 ROSTER & STATS

**RECORD: 37-45**  
**WEST: 26-26**  
**EAST: 11-19**  
**DIVISION: 7-9**  
**HOME: 24-17**  
**ROAD: 13-28**  
**OVERTIME: 3-3**

Head Coach: Jeff Bower, St. Francis College (PA)  
 Assistant Coaches: Paul Pressey, Tulsa; Charlie Parker, Findlay (Ohio);  
 Rob Werdann, St. John's; Robert Pack, Southern California  
 Trainer: Terry Kofler, Xavier

### 2009-10 FINAL STATISTICS

PLAYER	G	GS	MIN	FG	FGA	PCT	3FG	3FGA	PCT	FT	FIA	PCT	OFF	DEF	TOT	AST	PF	DQ	STL	TO	BLK	PTS	AVG
David West	81	81	2949	619	1226	.505	7	27	.259	296	342	.865	164	441	605	239	233	0	76	173	60	1541	19.0
Chris Paul	45	45	1712	314	637	.493	52	127	.409	161	190	.847	20	171	191	480	118	2	96	112	8	841	18.7
Marcus Thornton	73	17	1872	398	883	.451	117	313	.374	144	177	.814	72	139	211	114	127	0	58	76	11	1057	14.5
Peja Stojakovic	62	55	1947	278	688	.404	132	352	.375	96	107	.897	39	188	227	92	83	0	48	56	5	784	12.6
Darren Collison	76	37	2109	376	789	.477	46	115	.400	148	174	.851	41	151	192	432	92	0	78	202	4	946	12.4
Emeka Okafor	82	82	2370	348	656	.530	0	0	--	154	274	.562	251	491	742	55	218	1	54	111	127	850	10.4
Devin Brown	39	37	967	128	325	.394	54	147	.367	69	86	.802	27	82	109	58	62	0	30	57	5	379	9.7
Darius Songaila	75	1	1410	241	488	.494	1	6	.167	60	74	.811	59	173	232	70	206	1	62	81	14	543	7.2
Morris Peterson	46	39	973	116	301	.385	62	171	.363	33	54	.611	17	109	126	41	81	0	25	27	5	327	7.1
Bobby Brown	22	0	328	60	152	.395	17	66	.258	8	8	1.000	1	17	18	46	28	0	9	24	1	145	6.6
James Posey	77	2	1731	126	345	.365	81	242	.335	66	80	.825	32	297	329	117	204	1	42	51	19	399	5.2
Julian Wright	68	14	871	116	232	.500	2	6	.333	25	41	.610	58	86	144	41	45	0	29	44	18	259	3.8
Aaron Gray (NO)	24	0	261	34	61	.557	0	0	--	18	21	.857	40	50	90	20	44	0	9	17	11	86	3.6
Hilton Armstrong	18	0	239	19	50	.380	0	0	--	13	28	.464	17	44	61	16	44	1	8	13	8	51	2.8
Sean Marks	14	0	75	4	8	.500	0	0	--	2	5	.400	14	9	23	2	17	0	0	2	3	10	0.7
Jason Hart (NO)	4	0	17	1	1	1.000	0	0	--	0	0	--	0	2	5	4	0	1	3	1	2	0.5	
<b>NEW ORLEANS</b>	<b>82</b>	<b>--</b>	<b>19830</b>	<b>3178</b>	<b>6842</b>	<b>.464</b>	<b>571</b>	<b>1572</b>	<b>.363</b>	<b>1293</b>	<b>1661</b>	<b>.778</b>	<b>852</b>	<b>2450</b>	<b>3302</b>	<b>1828</b>	<b>1606</b>	<b>6</b>	<b>625</b>	<b>1103</b>	<b>300</b>	<b>8220</b>	<b>100.2</b>
<b>OPPONENTS</b>	<b>82</b>	<b>--</b>	<b>19830</b>	<b>3250</b>	<b>6730</b>	<b>.483</b>	<b>539</b>	<b>1517</b>	<b>.355</b>	<b>1383</b>	<b>1841</b>	<b>.751</b>	<b>870</b>	<b>2586</b>	<b>3456</b>	<b>1925</b>	<b>1597</b>	<b>10</b>	<b>574</b>	<b>1177</b>	<b>367</b>	<b>8422</b>	<b>102.7</b>

### GAME-BY-GAME

Date	H/A	W/L	Opp	NOH/Opp	Record
10/28	A	L	SAS	96-113	0-1
10/30	H	W	SAC	97-92	1-1
11/1	A	L	BOS	87-97	1-2
11/2	A	L	NYK	111-117	1-3
11/4	H	W	DAL	114-107*	2-3
11/6	H	L	TOR	90-107	2-4
11/8	A	L	LAL	88-104	2-5
11/9	A	W	LAC	112-84	3-5
11/11	A	L	PHO	104-124	3-6
11/13	H	L	POR	78-86	3-7
11/14	A	L	ATL	98-121	3-8
11/17	H	W	LAC	110-102	4-8
11/19	H	W	PHO	110-105	5-8
11/21	H	W	ATL	96-88	6-8
11/22	A	L	MIA	101-102	6-9
11/25	H	W	MIL	102-99*	7-9
11/29	A	L	SAC	96-112	7-10
12/1	A	L	LAL	99-110	7-11
12/4	H	W	MIN	98-89	8-11
12/8	H	W	SAC	96-94	9-11
12/9	A	W	MIN	97-96	10-11
12/11	H	L	NYK	96-113	10-12
12/12	A	L	DAL	90-94	10-13
12/16	H	W	DET	95-87	11-13
12/18	H	W	DEN	98-92	12-13
12/20	A	L	TOR	92-98	12-14
12/23	H	W	GSW	108-102	13-14
12/26	A	L	CHI	85-96	13-15

Date	H/A	W/L	Opp	NOH/Opp	Record
12/29	A	L	HOU	100-108	13-16
12/30	H	W	MIA	95-91	14-16
1/2	H	W	HOU	99-95	15-16
1/4	A	W	UTA	91-87	16-16
1/6	A	W	OKC	97-92	17-16
1/8	H	W	NUN	103-99	18-16
1/10	A	W	WAS	115-110	19-16
1/11	A	L	PHI	92-96	19-17
1/13	H	W	LAC	108-94	20-17
1/15	A	L	DET	104-110*	20-18
1/16	A	W	IND	101-96	21-18
1/18	H	L	SAS	90-97	21-19
1/20	H	W	MEM	113-111	22-19
1/22	A	W	MIN	96-94	23-19
1/23	A	L	DEN	110-116*	23-20
1/25	A	W	POR	98-97	24-20
1/27	A	W	GSW	123-110	25-20
1/29	H	L	CHI	106-108*	25-21
1/30	A	W	MEM	109-102*	26-21
2/1	H	L	PHO	100-109	26-22
2/3	H	L	OKC	99-103	26-23
2/5	H	L	PHI	94-101	26-24
2/6	A	W	CHA	104-99	27-24
2/8	A	L	ORL	117-123	27-25
2/10	H	W	BOS	93-85	28-25
2/17	H	L	UTA	90-98	28-26
2/19	H	W	IND	107-101	29-26
2/21	H	W	HOU	102-94	30-26

Date	H/A	W/L	Opp	NOH/Opp	Record
2/23	A	L	CLE	95-105	30-27
2/24	A	L	MIL	95-115	30-28
2/26	H	W	ORL	100-95	31-28
2/28	A	L	DAL	100-108	31-29
3/1	H	L	SAS	92-106	31-30
3/3	H	L	MEM	100-104	31-31
3/5	A	L	SAS	91-102	31-32
3/8	H	W	GSW	135-131	32-32
3/10	A	L	OKC	83-98	32-33
3/12	H	L	DEN	95-102	32-34
3/14	A	L	PHO	106-120	32-35
3/15	A	W	LAC	108-100	33-35
3/17	A	L	GSW	121-131	33-36
3/18	A	L	DEN	80-93	33-37
3/20	A	L	UTA	86-106	34-38
3/22	H	W	DAL	115-99	34-38
3/24	H	L	CLE	92-105	34-39
3/27	H	L	POR	101-112	34-40
3/29	H	W	LAL	108-100	35-40
3/31	H	L	WAS	91-96	35-41
4/2	A	L	MEM	96-107	35-42
4/3	A	L	NUN	87-115	35-43
4/7	H	L	CHA	103-104	35-44
4/9	H	L	UTA	103-114	35-45
4/11	H	W	MIN	114-86	36-45
4/14	A	W	HOU	123-115	37-45

\* - overtime



# TEAM HISTORY

## 2008-09 ROSTER & STATS

**RECORD: 49-33**  
**WEST: 30-22**  
**EAST: 19-11**  
**DIVISION: 9-7**  
**HOME: 28-13**  
**ROAD: 21-20**  
**OVERTIME: 1-2**

Head Coach: Byron Scott, Arizona State  
 Assistant Coaches: Kenny Gattison, Old Dominion; Paul Pressey, Tulsa;  
 Charlie Parker, Findlay  
 Trainer: Terry Kofler, Xavier

### 2008-09 FINAL STATISTICS

PLAYER	G	GS	MIN	FG	FGA	PCT	3FG	3FGA	PCT	FT	FTA	PCT	OFF	DEF	TOT	AST	PF	DQ	STL	TO	BLK	PTS	AVG
Chris Paul	78	78	3002	631	1255	.503	64	176	.364	455	524	.868	69	363	432	861	212	1	216	231	10	1781	22.8
David West	76	76	2982	610	1292	.472	6	25	.240	367	415	.884	160	486	646	173	207	1	49	163	68	1593	21.0
Peja Stojakovic	61	59	2089	287	719	.399	145	384	.378	93	104	.894	44	220	264	75	101	1	52	51	3	812	13.3
Rasual Butler	82	74	2614	348	803	.433	140	359	.390	86	110	.782	49	222	271	75	159	1	51	59	61	922	11.2
James Posey	75	0	2140	216	524	.412	116	314	.369	120	146	.822	38	324	362	82	216	1	58	79	21	668	8.9
Tyson Chandler	45	45	1445	160	283	.565	0	0	--	77	133	.579	163	230	393	22	144	2	15	70	56	397	8.8
Devin Brown	63	5	869	111	313	.355	28	97	.289	78	100	.780	31	88	119	54	81	1	32	54	5	328	5.2
Hilton Armstrong	70	29	1092	138	246	.561	0	2	.000	62	98	.633	81	114	195	29	181	1	26	80	45	338	4.8
Morris Peterson	43	9	515	73	183	.399	33	85	.388	12	19	.632	13	71	84	16	51	0	15	15	2	191	4.4
Julian Wright	54	19	772	109	234	.466	2	21	.095	17	30	.567	46	106	152	43	49	0	35	43	19	237	4.4
Antonio Daniels (NO)	61	4	733	81	191	.424	17	49	.347	55	67	.821	5	50	55	130	41	0	19	49	1	234	3.8
Sean Marks	60	5	838	80	165	.485	2	10	.200	30	44	.682	62	125	187	14	121	0	7	35	33	192	3.2
Melvin Ely	31	4	373	37	95	.389	0	0	--	23	36	.639	30	34	64	18	58	0	2	23	9	97	3.1
Ryan Bowen	21	3	219	22	38	.579	0	0	--	3	5	.600	10	14	24	9	37	0	14	5	5	47	2.2
<b>NEW ORLEANS</b>	<b>82</b>	<b>--</b>	<b>19755</b>	<b>2911</b>	<b>6366</b>	<b>.457</b>	<b>556</b>	<b>1526</b>	<b>.364</b>	<b>1479</b>	<b>1833</b>	<b>.807</b>	<b>802</b>	<b>2453</b>	<b>3255</b>	<b>1609</b>	<b>1665</b>	<b>9</b>	<b>593</b>	<b>1029</b>	<b>338</b>	<b>7857</b>	<b>95.8</b>
<b>OPPONENTS</b>	<b>82</b>	<b>--</b>	<b>19755</b>	<b>2851</b>	<b>6329</b>	<b>.450</b>	<b>575</b>	<b>1625</b>	<b>.354</b>	<b>1453</b>	<b>1879</b>	<b>.773</b>	<b>822</b>	<b>2459</b>	<b>3281</b>	<b>1649</b>	<b>1675</b>	<b>9</b>	<b>476</b>	<b>1089</b>	<b>290</b>	<b>7730</b>	<b>94.3</b>

### GAME-BY-GAME

Date	H/A	W/L	Opp	NOH/Opp	Record	Date	H/A	W/L	Opp	NOH/Opp	Record	Date	H/A	W/L	Opp	NOH/Opp	Record						
10/29	A	W	GSW	108-103	1-0	1/2	A	W	POR	92-77	20-9	2/27	H	W	MIL	95-94	35-22						
10/30	A	W	PHO	108-95	2-0	1/3	A	L	DEN	100-105	20-10	3/1	A	W	NJN	99-96	36-22						
11/1	H	W	CLE	104-92	3-0	1/6	A	W	LAL	116-105	21-10	3/2	A	W	PHI	98-91	37-22						
11/5	H	L	ATL	79-87	3-1	1/7	A	L	UTA	90-116	21-11	3/5	H	W	DAL	104-88	38-22						
11/7	A	L	CHA	89-92	3-2	1/9	H	W	LAC	107-80	22-11	3/7	H	W	OKC	108-90	39-22						
11/8	H	W	MIA	100-89	4-2	1/12	H	L	NYK	95-101	22-12	3/9	A	L	ATL	79-89	39-23						
11/12	H	L	LAL	86-93	4-3	1/14	A	W	DAL	104-97	23-12	3/11	A	W	WAS	109-98	40-23						
11/14	H	W	POR	88-82	5-3	1/16	A	L	CLE	78-92	23-13	3/13	A	W	MIL	95-86	41-23						
11/15	A	L	HOU	86-91	5-4	1/17	A	W	DET	91-85	24-13	3/14	A	L	CHI	79-97	41-24						
11/19	H	L	SAC	96-105	5-5	1/19	H	W	IND	103-100	25-13	3/16	H	L	HOU	84-95	41-25						
11/21	A	W	OKC	105-80	6-5	1/21	H	W	NJN	102-92	26-13	3/18	H	W	MIN	94-93	42-25						
11/22	H	W	OKC	109-97	7-5	1/23	A	L	MIN	108-116	26-14	3/20	H	W	MEM	96-84	43-25						
11/24	A	W	LAL	99-87	8-5	1/26	H	W	PHI	101-86	27-14	3/22	H	W	GSW	99-89	44-25						
11/27	A	W	DEN	105-101	9-5	1/28	H	W	DEN	94-81	28-14	3/25	H	L	DEN	88-101	44-26						
11/28	A	L	POR	86-101	9-6	1/30	H	L	GSW	87-91	28-15	3/27	A	L	NYK	93-101	44-27						
12/3	H	W	PHO	104-91	10-6	1/31	A	L	SAS	93-106	28-16	3/29	H	W	SAS	90-86	45-27						
12/6	H	W	MEM	106-87	11-6	2/2	H	L	POR	89-97	28-17	3/31	A	W	SAC	111-110	46-27						
12/10	H	W	CHA	105-89	12-6	2/4	H	L	CHI	93-107	28-18	4/1	A	W	LAC	104-98	47-27						
12/12	A	L	BOS	82-94	12-7	2/6	H	W	TOR	101-92	29-18	4/3	A	L	GSW	103-111	47-28						
12/14	A	W	TOR	99-91	13-7	2/8	H	W	MIN	101-97	30-18	4/5	H	L	UTA	94-108	47-29						
12/16	A	W	MEM	91-84	14-7	2/9	A	L	MEM	80-85	30-19	4/7	A	W	MIA	93-87*	48-29						
12/17	H	W	SAS	90-83	15-7	2/11	H	L	BOS	77-89	30-20	4/8	H	L	PHO	100-105	48-30						
12/20	H	w	SAC	99-90	16-7	2/17	A	W	OKC	100-98	31-20	4/10	A	L	DAL	92-100	48-31						
12/23	H	L	LAL	87-100	16-8	2/18	H	W	ORL	117-85	32-20	4/12	H	W	DAL	102-92	49-31						
12/25	A	L	ORL	68-88	16-9	2/20	A	L	LAL	111-115*	32-21	4/13	A	L	HOU	66-86	49-32						
12/26	H	W	HOU	88-79	17-9	2/21	A	L	UTA	88-102	32-22	4/15	A	L	SAS	98-105	49-33						
12/28	A	W	IND	105-103	18-9	2/23	A	W	SAC	112-105	33-22												
12/30	H	W	WAS	97-85	19-9	2/25	H	W	DET	90-87	34-22												

\* - overtime

# TEAM HISTORY

## 2007-08 ROSTER & STATS

**RECORD: 56-26**  
**WEST: 34-18**  
**EAST: 22-8**  
**DIVISION: 10-6**  
**HOME: 30-11**  
**ROAD: 26-15**  
**OVERTIME: 4-0**

Head Coach: Byron Scott, Arizona State  
 Assistant Coaches: Darrell Walker, Arkansas; Kenny Gattison, Old Dominion;  
 Paul Pressey, Tulsa; Charlie Parker, Findlay  
 Trainer: Terry Kofler, Xavier

### 2007-08 FINAL STATISTICS

PLAYER	G	GS	MIN	FG	FGA	PCT	3FG	3FGA	PCT	FT	FIA	PCT	OFF	DEF	TOT	AST	PF	DQ	STL	TO	BLK	PTS	AVG
Chris Paul	80	80	3006	630	1291	.488	92	249	.369	332	390	.851	62	259	321	925	185	0	217	201	4	1684	21.1
David West	76	76	2870	629	1305	.482	6	25	.240	300	353	.850	180	495	675	177	208	0	62	165	99	1564	20.6
Peja Stojakovic	77	77	2771	451	1026	.440	231	524	.441	130	140	.929	64	267	331	96	127	0	57	61	10	1263	16.4
Tyson Chandler	79	79	2783	377	605	.623	0	1	.000	175	295	.593	322	606	928	81	243	4	45	136	84	929	11.8
Bonzi Wells (NO)	22	0	438	77	157	.490	4	12	.333	35	53	.660	21	50	71	17	44	0	24	27	8	193	8.8
Jannero Pargo	80	5	1497	254	652	.390	65	186	.349	71	81	.877	26	104	130	192	123	0	50	93	5	644	8.1
Morris Peterson	76	76	1796	215	516	.417	113	287	.394	65	85	.765	36	170	206	67	125	0	47	41	7	608	8.0
Bobby Jackson	46	0	891	116	296	.392	53	144	.368	40	49	.819	23	87	110	76	59	0	32	31	3	325	7.1
Mike James (NO)	21	0	183	22	64	.344	7	23	.304	6	6	1.000	3	14	17	6	12	0	4	7	0	57	2.7
Rasual Butler	51	8	875	91	260	.350	44	133	.331	26	31	.839	16	84	100	36	66	1	15	10	21	252	4.9
Julian Wright	57	1	640	90	169	.533	10	24	.417	33	52	.635	33	84	117	40	43	0	29	34	12	223	3.9
Melvin Ely	52	1	621	85	180	.472	0	0	--	32	58	.552	28	117	145	22	79	0	7	42	18	202	3.9
Hilton Armstrong	65	3	732	67	148	.453	0	0	--	44	70	.629	65	98	163	23	130	1	15	59	34	178	2.7
Marcus Vinicius	13	0	69	9	20	.450	5	12	.417	5	11	.455	1	7	8	2	4	0	1	3	1	28	2.2
Ryan Bowen	53	4	660	49	100	.490	0	1	.000	16	29	.552	55	45	100	25	77	0	32	15	11	114	2.2
Chris Andersen	5	0	34	2	7	.286	0	0	--	2	4	.500	2	7	9	0	6	0	1	4	6	12	2.2
<b>NEW ORLEANS</b>	<b>82</b>	<b>--</b>	<b>19805</b>	<b>3164</b>	<b>6796</b>	<b>.466</b>	<b>630</b>	<b>1621</b>	<b>.389</b>	<b>1312</b>	<b>1707</b>	<b>.769</b>	<b>937</b>	<b>2494</b>	<b>3431</b>	<b>1785</b>	<b>1531</b>	<b>6</b>	<b>637</b>	<b>974</b>	<b>321</b>	<b>8270</b>	<b>100.9</b>
<b>OPPONENTS</b>	<b>82</b>	<b>--</b>	<b>19805</b>	<b>3038</b>	<b>6604</b>	<b>.460</b>	<b>544</b>	<b>1552</b>	<b>.351</b>	<b>1217</b>	<b>1579</b>	<b>.771</b>	<b>815</b>	<b>2533</b>	<b>3348</b>	<b>1779</b>	<b>1573</b>	<b>9</b>	<b>470</b>	<b>1136</b>	<b>331</b>	<b>7837</b>	<b>95.6</b>

### GAME-BY-GAME

Date	H/A	W/L	Opp	NOK/Opp	Record	Date	H/A	W/L	Opp	NOH/Opp	Record	Date	H/A	W/L	Opp	NOH/Opp	Record
10/31	H	W	SAC	104-90	1-0	12/28	A	W	CHA	99-85	19-10	2/29	H	W	UTA	110-98	39-18
11/2	H	W	POR	115-93	2-0	12/29	H	W	CLE	86-76	20-10	3/2	A	L	WAS	84-101	39-19
11/4	A	W	DEN	93-88	3-0	12/31	H	L	TOR	92-97	20-11	3/3	A	W	NYK	100-88	40-19
11/6	A	W	LAL	118-104	4-0	1/2	A	W	LAC	95-81	21-11	3/5	H	W	ATL	116-101	41-19
11/7	A	L	POR	90-93	4-1	1/4	A	W	GSW	116-104	22-11	3/7	H	W	NUN	107-96	42-19
11/9	H	L	SAS	85-97	4-2	1/5	A	W	PHO	118-113	23-11	3/8	A	L	HOU	96-106	42-20
11/11	A	W	PHI	93-72	5-2	1/9	A	L	LAL	80-109	23-12	3/12	H	W	SAS	100-75	43-20
11/12	A	W	NUN	84-82	6-2	1/11	H	W	MIA	114-88	24-12	3/14	H	W	LAL	108-98	44-20
11/14	H	W	PHI	95-76	7-2	1/13	A	W	HOU	87-82	25-12	3/16	A	L	DET	84-105	44-21
11/16	A	W	MEM	120-118*	8-2	1/16	H	W	SEA	123-92	26-12	3/17	H	W	CHI	108-97	45-21
11/17	A	W	MIN	100-82	9-2	1/18	H	W	CHA	112-84	27-12	3/19	H	W	HOU	90-69	46-21
11/19	H	L	ORL	88-95	9-3	1/21	H	W	MIL	106-92	28-12	3/22	H	W	BOS	113-106	47-21
11/21	H	L	IND	93-105	9-4	1/23	H	W	POR	96-81	29-12	3/25	A	W	IND	114-106	48-21
11/23	A	L	UTA	71-99	9-5	1/25	H	W	LAC	111-92	30-12	3/26	A	W	CLE	100-99	49-21
11/24	A	W	LAC	98-89	10-5	1/26	A	W	SAS	102-78	31-12	3/28	A	L	BOS	92-112	49-22
11/26	H	L	MIN	94-103	10-6	1/28	H	W	DEN	117-9	32-12	3/30	A	W	TOR	118-111	50-22
11/30	A	W	ATL	92-86	11-6	1/30	H	L	GSW	103-116	32-13	4/1	A	W	ORL	98-97	51-22
12/1	H	W	DET	112-108*	12-6	2/1	A	L	SAC	103-112	32-14	4/2	A	W	MIA	106-77	52-22
12/5	H	L	DET	76-91	12-7	2/4	A	L	UTA	88-110	32-15	4/4	H	W	NYK	118-110	53-22
12/7	H	W	MEM	118-116*	13-7	2/6	A	W	PHO	132-130**	33-15	4/6	H	W	GSW	108-96	54-22
12/9	H	W	SEA	91-88	14-7	2/9	H	W	MEM	112-99	34-15	4/8	H	L	UTA	66-77	54-23
12/12	A	L	DEN	99-105	14-8	2/12	A	W	CHI	100-86	35-15	4/9	A	W	MIN	122-90	55-23
12/14	A	L	DAL	80-89	14-9	2/13	A	W	MIL	111-107	36-15	4/11	A	L	LAL	104-107	55-24
12/15	H	W	PHO	101-98	15-9	2/20	H	W	DAL	104-93	37-15	4/12	A	L	SAC	91-94	55-25
12/17	A	L	POR	76-88	15-10	2/22	H	L	HOU	80-100	37-16	4/15	H	W	LAC	114-92	56-25
12/19	A	W	SEA	107-93	16-10	2/23	A	L	SAS	89-98	37-17	4/16	A	L	DAL	98-111	56-26
12/22	H	W	MIN	110-76	17-10	2/25	H	L	WAS	92-95	37-18						
12/26	A	W	MEM	116-98	18-10	2/27	H	W	PHO	120-103	38-18						

\* - overtime



# TEAM HISTORY

## 2006-07 ROSTER & STATS

**RECORD: 39-43**  
**WEST: 23-29**  
**EAST: 16-14**  
**DIVISION: 6-10**  
**HOME: 24-17**  
**ROAD: 15-26**  
**OVERTIME: 7-0**

Head Coach: Byron Scott, Arizona State  
 Assistant Coaches: Darrell Walker, Arkansas; Kenny Gattison, Old Dominion;  
 David Miller, Springfield College  
 Trainer: Terry Kofler, Xavier

### 2006-07 FINAL STATISTICS

PLAYER	G	GS	MIN	FG	FGA	PCT	3FG	3FGA	PCT	FT	FTA	PCT	OFF	DEF	TOT	AST	PF	DO	STL	TO	BLK	PTS	AVG
David West	52	52	1900	377	792	.476	8	25	.320	187	227	.824	126	298	424	114	143	2	42	98	38	949	18.3
Peja Stojakovic	13	13	425	83	196	.423	34	84	.405	31	38	.816	11	43	54	11	29	0	8	19	4	231	17.8
Chris Paul	64	64	2353	381	871	.437	50	143	.350	292	357	.818	54	226	280	569	154	0	118	161	3	1104	17.3
Desmond Mason	75	75	2575	407	900	.452	0	0	--	214	323	.663	124	221	345	115	174	1	52	192	22	1028	13.7
Devin Brown	58	49	1662	233	555	.420	81	227	.357	123	155	.794	55	196	251	149	139	0	44	91	9	670	11.6
Bobby Jackson	56	2	1330	204	518	.394	54	165	.327	130	168	.774	42	136	178	141	98	0	50	78	6	592	10.6
Rasual Butler	81	38	2223	314	788	.398	134	363	.369	56	87	.644	42	214	256	63	148	0	40	67	54	818	10.1
Tyson Chandler	73	73	2525	292	468	.624	0	1	.000	106	201	.527	320	584	904	66	244	5	37	126	129	690	9.5
Jannero Pargo	82	7	1710	283	692	.409	81	209	.388	104	122	.852	20	160	180	203	121	0	53	122	4	751	9.2
Marc Jackson	56	25	1025	159	388	.410	0	1	.000	90	103	.874	62	130	192	58	89	0	21	65	7	408	7.3
Linton Johnson III	54	0	720	93	190	.489	10	30	.333	30	37	.811	52	111	163	18	101	0	33	27	18	226	4.2
Hilton Armstrong	56	5	634	68	125	.544	0	0	--	40	67	.597	58	91	149	10	79	0	12	35	26	176	3.1
Cedric Simmons	43	4	534	55	132	.417	0	0	--	16	33	.485	44	63	107	12	75	0	8	22	23	126	2.9
Brandon Bass	21	3	162	15	44	.341	0	1	.000	12	16	.750	13	30	43	3	16	0	2	10	3	42	2.0
Marcus Vinicius	13	0	103	7	15	.467	3	7	.429	5	7	.714	2	9	11	5	10	0	2	6	1	22	1.7
<b>NEW ORLEANS</b>	<b>82</b>	<b>--</b>	<b>19880</b>	<b>2971</b>	<b>6674</b>	<b>.445</b>	<b>455</b>	<b>1256</b>	<b>.362</b>	<b>1436</b>	<b>1941</b>	<b>.740</b>	<b>1025</b>	<b>2512</b>	<b>3537</b>	<b>1557</b>	<b>1620</b>	<b>8</b>	<b>522</b>	<b>1187</b>	<b>347</b>	<b>7833</b>	<b>95.5</b>
<b>OPPONENTS</b>	<b>82</b>	<b>--</b>	<b>19880</b>	<b>3004</b>	<b>6579</b>	<b>.457</b>	<b>559</b>	<b>1575</b>	<b>.355</b>	<b>1395</b>	<b>1839</b>	<b>.759</b>	<b>853</b>	<b>2493</b>	<b>3346</b>	<b>1703</b>	<b>1733</b>	<b>8</b>	<b>554</b>	<b>1119</b>	<b>392</b>	<b>7962</b>	<b>97.1</b>

### GAME-BY-GAME

Date	H/A	W/L	Opp	NOK/Opp	Record	Date	H/A	W/L	Opp	NOK/Opp	Record	Date	H/A	W/L	Opp	NOK/Opp	Record						
11/1	A	W	BOS	91-87	1-0	12/29	H	W	DEN	99-89	12-17	2/27	A	L	CLE	107-97	27-30						
11/3	A	W	IND	100-91	2-0	12/30	A	L	DAL	80-94	12-18	2/28	H	W	ATL	107-100	28-30						
11/5	H	W	HOU	96-90	3-0	1/2	H	L	GSW	89-97	12-19	3/2	A	L	CHI	93-104	28-31						
11/7	H	W	GSW	97-93	4-0	1/4	H	L	DET	68-92	12-20	3/4	H	L	UTA	94-108	28-32						
11/9	A	L	GSW	116-121	4-1	1/6	H	L	IND	93-100	12-21	3/6	A	L	DEN	91-106	28-33						
11/10	A	L	POR	91-92	4-2	1/8	H	L	LAC	90-100	12-22	3/9	A	L	PHX	103-104	28-34						
11/12	A	L	LAC	76-92	4-3	1/10	A	W	ATL	96-77	13-22	3/10	A	L	UTA	86-96	28-35						
11/14	H	W	CHA	94-85	5-3	1/12	H	W	WAS	104-97	14-22	3/13	H	L	NIN	108-112	28-36						
11/15	A	W	DET	100-99	6-3	1/16	H	W	ORL	84-78*	15-22	3/16	A	W	NYK	92-90	29-36						
11/18	A	W	MIN	99-96	7-3	1/19	A	L	SAS	86-99	15-23	3/17	A	L	WAS	103-125	29-37						
11/21	H	W	MIA	101-86	8-3	1/20	H	W	LAL	113-103	16-23	3/19	H	W	BOS	106-88	30-37						
11/22	A	L	PHX	83-92	8-4	1/23	A	L	PHI	96-102	16-24	3/20	A	W	MEM	114-103	31-37						
11/24	H	L	MIN	79-86	8-5	1/24	A	L	TOR	88-90	16-25	3/23	H	L	LAL	105-111	31-38						
11/25	A	L	DAL	73-85	8-6	1/26	H	W	SAC	88-84	17-25	3/25	H	W	HOU	106-94	32-38						
11/28	H	L	TOR	77-94	8-7	1/27	H	W	UTA	94-83	18-25	3/27	H	L	DAL	89-105	32-39						
12/1	H	L	CHI	108-111	8-8	1/29	H	W	POR	103-91	19-25	3/28	A	L	SAS	88-92	32-40						
12/6	A	W	LAL	105-89	9-8	1/31	H	L	PHI	78-89	19-26	3/31	H	W	NYK	103-94*	33-40						
12/8	A	L	SEA	74-94	9-9	2/2	H	W	MIN	90-83	20-26	4/3	A	W	MIL	119-101	34-40						
12/9	A	L	GSW	80-101	9-10	2/3	A	W	HOU	87-74	21-26	4/4	H	W	SEA	101-92*	35-40						
12/11	H	W	CLE	95-89	10-10	2/5	A	L	SAC	99-105	21-27	4/6	H	L	PHX	95-83	35-41						
12/14	H	L	SAS	77-103	10-11	2/7	A	W	DEN	114-112*	22-27	4/7	A	W	MIN	96-94	36-41						
12/16	H	L	DAL	79-90	10-12	2/8	H	W	MIL	109-101**	23-27	4/10	H	W	LAC	103-100*	37-41						
12/18	A	L	MIA	99-101	10-13	2/10	H	W	MEM	104-99	24-27	4/13	H	L	DEN	105-107	37-42						
12/20	A	L	ORL	83-86	10-14	2/13	A	L	MEM	110-108	24-28	4/14	A	L	HOU	112-123	37-43						
12/22	H	W	MEM	100-97*	11-14	2/14	H	W	SAC	100-93	25-28	4/16	A	W	SAC	125-118	38-43						
12/23	H	L	SAS	77-112	11-15	2/16	A	L	CHA	111-104	25-29	4/18	A	W	LAC	86-83	39-43						
12/26	A	L	SEA	94-102	11-1	2/21	A	W	NUN	98-107	26-29												
12/27	A	L	POR	85-100	11-17	2/23	H	W	SEA	89-97	27-29												

\* - overtime

# TEAM HISTORY

## 2005-06 ROSTER & STATS

**RECORD: 38-44**

**WEST: 25-27**

**EAST: 13-17**

**DIVISION: 7-9**

**HOME: 24-17**

**ROAD: 14-27**

**OVERTIME: 2-2**

Head Coach: Byron Scott, Arizona State

Assistant Coaches: Jim Clemons, Ohio State; Darrell Walker, Arkansas;

Kenny Gattison, Old Dominion; David Miller, Springfield College

Trainer: Terry Kofler, Xavier

## 2005-06 FINAL STATISTICS

PLAYER	G	GS	MIN	FG	FGA	PCT	3FG	3FGA	PCT	FT	FTA	PCT	OFF	DEF	TOT	AST	PF	DQ	STL	TO	BLK	PTS	AVG
David West	74	74	2526	530	1036	.512	3	11	.273	199	236	.843	168	380	548	92	114	1	61	105	64	1262	17.1
Chris Paul	78	78	2808	407	947	.430	50	177	.282	394	465	.847	61	339	400	611	218	0	175	183	6	1258	16.1
Speedy Claxton	71	3	2019	304	736	.413	17	63	.270	246	320	.469	39	154	193	339	177	1	108	154	6	871	12.3
Desmond Mason	70	55	2102	275	690	.399	1	6	.167	206	302	.682	64	234	298	66	136	1	42	113	17	757	10.8
PJ Brown	75	73	2380	269	583	.461	0	0	--	139	168	.827	182	365	547	90	216	2	46	90	50	677	9.0
Rasual Butler	79	20	1875	257	633	.406	92	242	.380	79	114	.693	51	181	232	40	142	0	33	65	45	685	8.7
Kirk Snyder	68	45	1310	205	453	.453	46	129	.357	86	117	.735	55	106	161	102	106	1	29	70	23	542	8.0
JR Smith	55	25	989	144	366	.393	52	140	.371	83	101	.822	19	91	110	58	90	0	37	54	4	423	7.7
Marcus Fizer	3	0	39	9	17	.529	1	1	1.000	1	2	.500	1	6	7	1	5	0	2	0	20	6.7	
Marc Jackson(NOK)	27	10	594	108	221	.489	1	2	.500	28	34	.824	56	72	128	22	56	1	8	37	2	245	9.1
Bostjan Nachbar	25	13	405	42	124	.339	17	57	.298	25	36	.694	4	45	49	22	52	0	13	20	5	126	5.0
Chris Andersen	32	2	570	56	98	.571	0	0	--	49	103	.476	61	94	155	6	84	0	8	26	4	161	5.0
Aaron Williams(NOK)	34	2	692	81	157	.516	0	0	--	35	52	.673	59	107	166	16	110	0	13	25	18	197	5.8
Linton Johnson(NOK)	27	7	489	56	139	.403	13	36	.361	17	23	.739	40	75	115	12	54	2	10	24	12	142	5.3
Moochie Norris(NOK)	16	0	183	20	47	.426	4	9	.444	16	25	.640	3	17	20	21	18	0	6	17	0	60	3.8
Brandon Bass	29	1	268	28	70	.400	0	0	--	12	19	.632	18	50	68	3	18	0	3	11	7	68	2.3
Arvydas Macijauskas	19	0	135	14	41	.341	3	12	.250	13	15	.867	3	7	10	5	10	0	7	8	0	44	2.3
Jonathan Vroman	41	2	406	26	66	.394	0	0	--	21	44	.477	33	53	86	11	78	2	12	21	11	73	1.8
Maciej Lampe	2	0	16	0	4	.000	0	0	--	0	0	--	1	3	4	2	2	0	0	1	0	0	0.0
<b>NEW ORLEANS</b>	<b>82</b>	<b>--</b>	<b>19805</b>	<b>2831</b>	<b>6428</b>	<b>.440</b>	<b>300</b>	<b>885</b>	<b>.339</b>	<b>1649</b>	<b>2176</b>	<b>.758</b>	<b>918</b>	<b>2379</b>	<b>3297</b>	<b>1519</b>	<b>1786</b>	<b>11</b>	<b>611</b>	<b>1095</b>	<b>311</b>	<b>7611</b>	<b>92.8</b>
<b>OPPONENTS</b>	<b>82</b>	<b>--</b>	<b>19805</b>	<b>2883</b>	<b>6286</b>	<b>.459</b>	<b>546</b>	<b>1486</b>	<b>.367</b>	<b>1530</b>	<b>2014</b>	<b>.760</b>	<b>860</b>	<b>2498</b>	<b>3358</b>	<b>1584</b>	<b>1910</b>	<b>17</b>	<b>527</b>	<b>1197</b>	<b>432</b>	<b>7842</b>	<b>95.6</b>

## GAME-BY-GAME

Date	H/A	W/L	Opp	NOK/Opp	Record	Date	H/A	W/L	Opp	NOK/Opp	Record	Date	H/A	W/L	Opp	NOK/Opp	Record						
11/1	H	W	SAC	95-67	1-0	12/31	H	L	DAL	90-95	12-17	2/28	A	L	SEA	103-114	31-26						
11/2	A	L	CLE	87-109	1-1	1/2	H	W	CHA	103-86	13-17	3/1	A	L	LAC	67-89	31-27						
11/5	A	W	HOU	91-84	2-1	1/4	H	W	MIA	107-92	14-17	3/6	H	L	PHO	88-101	31-28						
11/9	H	L	ORL	83-88	2-2	1/6	H	W	POR	90-80	15-17	3/8	H	L	LAL	107-113	31-29						
11/12	H	L	DAL	103-109	2-3	1/7	A	L	ATL	93-101	15-18	3/10	H	L	IND	90-92	31-30						
11/15	A	L	MIA	102-109*	2-4	1/10	H	L	DET	89-96	15-19	3/12	H	L	NIN	84-95	31-31						
11/16	H	L	DEN	81-91	2-5	1/13	H	W	SAC	90-76	16-19	3/14	A	L	SAS	81-96	31-32						
11/18	H	W	ATL	95-92	3-5	1/14	A	W	HOU	86-80	17-19	3/18	H	L	DEN	94-109	31-33						
11/19	A	W	ORL	98-95	4-5	1/16	A	W	CHA	107-92	18-19	3/21	H	W	LAC	120-108	32-33						
11/21	A	L	PHI	91-103	4-6	1/18	H	W	MEM	87-79	19-19	3/23	H	L	HOU	92-93	32-34						
11/23	H	W	MIN	84-80	5-6	1/20	A	L	WAS	99-110	19-20	3/24	A	L	CHI	82-96	32-35						
11/26	A	W	SEA	105-99	6-6	1/21	A	W	NYK	109-98	20-20	3/26	A	L	LAL	94-105	32-36						
11/28	A	L	GSW	83-99	6-7	1/23	A	L	BOS	78-91	20-21	3/27	A	L	UTA	80-104	32-37						
11/30	A	W	DEN	102-95	7-7	1/25	H	L	SAS	68-84	20-22	3/29	A	W	GSW	86-85	33-27						
12/2	H	W	PHI	88-86	8-7	1/28	A	W	MEM	95-86	21-22	3/31	H	W	MEM	107-102	34-37						
12/3	A	L	DAL	88-97	8-8	1/30	H	W	MIL	94-93	22-22	4/2	A	W	TOR	120-113**	35-37						
12/6	A	L	MEM	73-89	8-9	2/1	H	W	CHI	100-95	23-22	4/4	A	L	DET	93-101	35-38						
12/7	H	L	BOS	87-101	8-10	2/4	H	W	LAL	106-90	24-22	4/5	H	W	GSW	114-109	36-38						
12/9	A	L	POR	95-98*	8-11	2/6	A	L	NUN	91-99	24-23	4/7	H	W	TOR	95-89*	37-38						
12/11	A	L	SAC	100-110	8-12	2/8	H	W	SEA	109-102	25-23	4/8	A	L	DAL	77-101	37-39						
12/12	A	W	PHO	91-87	9-12	2/10	H	W	NYK	111-100	26-23	4/10	H	L	CLE	101-103	37-40						
12/14	H	W	LAC	102-89	10-12	2/11	A	W	MIN	100-94	27-23	4/12	H	W	SEA	104-99	38-40						
12/16	H	L	PHO	88-101	10-13	2/13	H	W	WAS	97-96	28-23	4/14	H	L	UTA	104-105	38-41						
12/18	H	W	SAS	89-76	11-13	2/15	H	W	POR	02-86	29-23	4/16	A	L	SAC	79-96	38-42						
12/21	A	L	MIN	69-88	11-14	2/21	A	L	IND	75-97	29-24	4/17	A	L	PHO	78-115	38-43						
12/23	A	L	MIL	94-101	11-15	2/22	H	L	UTA	76-82	29-25	4/19	A	L	LAL	95-115	38-44						
12/28	H	W	HOU	92-90	12-15	2/25	A	W	UTA	100-95	30-25												
12/29	A	L	SAS	84-111	12-16	2/26	A	W	POR	88-75	31-25												

\* - overtime



# TEAM HISTORY

## 2004-05 ROSTER & STATS

**RECORD: 18-64**  
**WEST: 10-42**  
**EAST: 8-22**  
**DIVISION: 2-14**  
**HOME: 11-30**  
**ROAD: 7-34**  
**OVERTIME: 2-6**

Head Coach: Byron Scott, Arizona State  
 Assistant Coaches: Jim Clemons, Ohio State; Darrell Walker, Arkansas;  
 Kenny Gattison, Old Dominion  
 Trainer: Terry Kofler, Xavier

### 2004-05 FINAL STATISTICS

PLAYER	G	GS	MIN	FG	FGA	PCT	3FG	3FGA	PCT	FT	FTA	PCT	OFF	DEF	TOT	AST	PF	DO	STL	TO	BLK	PTS	AVG
Baron Davis	18	13	593	111	303	.366	44	137	.321	74	96	.771	16	51	67	129	52	0	31	38	4	340	18.9
Lee Nelson	68	51	2017	415	869	.478	0	2	.000	133	165	.806	128	170	298	109	190	1	36	110	16	963	14.2
David Wesley	26	26	934	133	342	.389	28	80	.350	67	76	.882	12	73	85	109	65	0	35	54	1	361	13.9
Dan Dickau(NO)	67	46	2074	305	748	.408	84	242	.347	188	225	.836	34	45	79	346	200	3	6	44	4	882	3.2
Jamaal Magloire	23	22	703	98	227	.432	0	0	--	74	123	.602	79	126	205	29	74	0	8	59	23	270	1.7
Speedy Claxton(NO)	6	3	365	41	110	.373	1	9	.111	25	41	.610	5	26	31	88	30	1	22	27	2	08	6.8
PJ Brown	82	78	2817	338	758	.446	0	0	--	210	243	.864	266	471	37	178	233	3	4	01	50	86	0.8
JR Smith	76	56	1859	295	748	.394	81	281	.288	111	161	.689	39	113	152	142	35	0	55	109	11	782	10.3
Hilton Armstrong	14	9	412	53	159	.333	17	70	.243	19	21	.905	16	32	48	65	30	1	5	28	2	142	10.1
Rodney Rogers	30	26	882	109	289	.377	25	92	.272	32	42	.762	28	114	142	60	105	1	19	66	12	275	9.2
Chris Andersen	67	2	1430	191	358	.534	0	3	.000	131	190	.689	137	273	410	71	144	0	14	64	100	513	7.7
Bostjan Nachbar(NO)	55	4	1137	146	368	.397	65	175	.371	88	105	.838	20	132	152	65	153	1	28	68	16	445	8.1
Casey Jacobsen(NO)	44	1	1030	100	251	.398	32	88	.364	103	130	.792	18	82	100	76	48	0	22	44	7	335	7.6
David West	30	8	552	75	172	.436	2	5	.400	34	50	.680	40	89	129	23	62	0	12	37	16	186	6.2
Junior Harrington	29	7	550	64	178	.360	6	19	.316	29	35	.829	13	50	63	62	72	1	25	41	5	163	5.6
Alex Garcia	8	3	146	18	52	.346	5	18	.278	3	4	.750	7	8	15	18	15	0	4	8	1	44	5.5
Jackson Vromant(NO)	36	17	648	76	183	.415	0	3	.000	44	68	.647	59	103	162	33	94	3	22	57	17	196	5.4
Matt Freije	23	11	441	37	127	.291	14	54	.259	5	8	.625	16	45	61	20	40	1	13	17	2	93	4.0
George Lynch	44	27	933	68	189	.360	11	37	.297	17	23	.739	55	119	174	88	83	0	32	57	12	164	3.7
Maciej Lampe(NO)	21	0	261	32	83	.386	0	1	.000	7	10	.700	15	42	57	10	31	0	4	7	5	71	3.4
Corsley Edwards	10	0	110	1	31	.323	0	0	--	7	12	.583	12	13	25	3	19	1	3	2	4	27	2.7
Lonny Baxter	4	0	36	3	11	.273	0	0	--	0	2	.000	4	4	8	0	10	0	0	4	0	6	1.5
<b>NEW ORLEANS</b>	<b>82</b>	<b>--</b>	<b>19930</b>	<b>2718</b>	<b>6556</b>	<b>.415</b>	<b>415</b>	<b>1316</b>	<b>.315</b>	<b>1401</b>	<b>1830</b>	<b>.766</b>	<b>1019</b>	<b>2281</b>	<b>3300</b>	<b>1724</b>	<b>1883</b>	<b>17</b>	<b>550</b>	<b>1217</b>	<b>310</b>	<b>7252</b>	<b>88.4</b>
<b>OPPONENTS</b>	<b>82</b>	<b>--</b>	<b>19930</b>	<b>2847</b>	<b>6299</b>	<b>.452</b>	<b>494</b>	<b>1346</b>	<b>.367</b>	<b>1644</b>	<b>2122</b>	<b>.775</b>	<b>947</b>	<b>2485</b>	<b>3432</b>	<b>1742</b>	<b>1728</b>	<b>11</b>	<b>634</b>	<b>1168</b>	<b>452</b>	<b>7832</b>	<b>95.5</b>

### GAME-BY-GAME

Date	H/A	W/L	Opp	NOK/Opp	Record	Date	H/A	W/L	Opp	NOK/Opp	Record	Date	H/A	W/L	Opp	NOK/Opp	Record						
11/3	H	L	DAL	91-106	0-1	1/3	A	L	BOS	90-108	2-27	3/2	H	W	CHA	94-85	12-45						
11/5	H	L	ORL	89-90	0-2	1/5	H	L	CHI	89-95	2-28	3/4	H	W	UTA	92-85	13-45						
11/6	A	L	MIN	92-99	0-3	1/7	A	L	MEM	76-84	2-29	3/6	H	L	TOR	84-95	13-46						
11/9	H	L	LAL	98-106	0-4	1/8	H	W	SAC	121-117*	3-29	3/9	H	L	NJN	85-86*	13-47						
11/12	H	L	ATL	95-96	0-5	1/11	A	W	NYK	88-82	4-29	3/12	H	W	MIL	111-107	14-47						
11/13	A	L	MIL	91-94	0-6	1/12	A	L	DET	76-90	4-30	3/14	A	L	SAS	89-112	14-48						
11/17	H	L	PHO	84-95	0-7	1/14	H	W	POR	112-106	5-30	3/16	H	L	MEM	82-88	14-49						
11/20	H	L	MIN	94-99	0-8	1/16	A	L	TOR	99-102	5-31	3/18	A	W	CHI	94-90	15-49						
11/22	A	W	UTA	76-75	1-8	1/17	A	L	PHI	91-95	5-32	3/19	H	L	BOS	100-113	15-50						
11/23	A	L	GSW	109-115***	1-9	1/19	H	W	IND	90-87	6-32	3/21	A	L	DAL	86-103	15-51						
11/26	A	L	PHO	86-95	1-10	1/22	H	W	LAC	88-85	7-32	3/23	A	L	MIN	102-107	15-52						
11/28	A	L	LAL	76-89	1-11	1/24	A	L	MIA	68-97	7-33	3/25	H	L	HOU	68-81	15-53						
11/29	A	L	DEN	67-76	1-12	1/26	H	L	HOU	77-82	7-34	3/26	A	W	MEM	96-85	16-53						
12/1	H	L	SAC	81-94	1-13	1/28	H	W	PHI	99-95*	8-34	3/28	H	L	CLE	108-109*	16-54						
12/4	H	L	DET	69-92	1-14	1/29	A	L	SAS	83-93	8-35	4/1	A	W	HOU	76-73	17-54						
12/7	A	L	HOU	81-89	1-15	1/31	H	L	MEM	91-98	8-36	4/2	H	L	MIA	99-111	17-55						
12/8	H	L	NYK	79-86	1-16	2/2	H	L	DAL	82-90	8-37	4/5	A	W	ATL	96-86	18-55						
12/10	A	L	NJN	91-94*	1-17	2/4	A	L	GSW	82-90	8-38	4/6	H	L	DEN	83-94	18-56						
12/12	A	L	WAS	69-88	1-18	2/5	A	L	UTA	92-108	8-39	4/8	H	L	UTA	87-98	18-57						
12/14	A	L	CHA	93-94	1-19	2/8	A	L	SEA	91-108	8-40	4/10	H	L	POR	81-90	18-58						
12/15	H	W	GSW	98-89	2-19	2/9	A	W	POR	91-80	9-40	4/12	A	L	PHO	85-99	18-59						
12/17	H	L	SAC	67-83	2-20	2/11	H	W	GSW	111-108	10-40	4/13	A	L	DEN	102-116	18-60						
12/19	A	L	SAC	71-107	2-21	2/13	A	L	ORL	94-97	10-41	4/15	A	L	SEA	72-97	18-61						
12/21	A	L	LAC	91-100*	2-22	2/14	H	W	WAS	98-96	11-41	4/16	A	L	LAC	89-94	18-62						
12/22	A	L	LAL	89-101	2-23	2/16	H	L	SAS	78-101	11-42	4/18	H	L	MIN	99-102	18-63						
12/26	A	L	CLE	91-100	2-24	2/23	H	L	SEA	85-103	11-43	4/20	H	L	LAC	99-102	18-64						
12/27	A	L	IND	82-100	2-25	2/27	H	L	DEN	93-94	11-44												
12/29	H	L	PHO	96-107	2-26	2/28	A	L	DAL	86-90	11-45												

\* - overtime

# TEAM HISTORY

## 2003-04 ROSTER & STATS

**RECORD: 41-41**  
**EAST: 30-24**  
**WEST: 11-17**  
**DIVISION: 14-24**  
**HOME: 25-16**  
**ROAD: 16-25**  
**OVERTIME: 3-3**

Head Coach: Tim Floyd, Louisiana Tech  
 Assistant Coaches: Alvin Gentry, Appalachian State; Jeff Bower, St. Francis (PA); Kenny Gattison, Old Dominion; Jan van Breda Kolff, Vanderbilt  
 Trainer: Terry Kofler, Xavier

### 2003-04 FINAL STATISTICS

PLAYER	G	GS	MIN	FG	FGA	PCT	3FG	3FGA	PCT	FT	FTA	PCT	OFF	DEF	TOT	AST	PF	DQ	STL	TO	BLK	PTS	AVG
Baron Davis	67	66	2686	554	1402	.395	187	582	.321	237	352	.673	66	221	287	501	178	2	158	215	27	1532	22.9
Jamaal Mashburn	19	18	730	156	398	.392	19	67	.284	65	80	.813	19	98	117	47	42	0	14	37	5	396	20.8
David Wesley	61	60	2001	311	800	.389	92	285	.323	137	182	.753	28	106	134	175	147	1	71	100	14	851	14.0
Jamaal Magloire	82	82	2777	383	809	.473	0	1	.000	353	470	.751	268	579	847	86	278	6	43	201	101	1119	13.6
Hilton Armstrong	79	22	2247	291	736	.395	135	429	.315	123	144	.854	63	165	226	311	148	1	133	155	16	840	10.6
PJ Brown	80	80	2753	339	712	.476	0	1	.000	158	185	.854	237	453	690	155	203	2	78	101	73	836	10.5
Stacey Augmon	69	24	1416	143	347	.412	1	7	.143	110	139	.791	52	122	174	85	114	2	55	76	15	397	5.8
Robert Traylor	71	0	942	145	287	.505	2	5	.400	70	128	.547	106	156	262	43	161	3	39	62	37	362	5.1
Steve Smith	71	4	929	119	293	.406	43	107	.402	77	83	.928	27	54	81	56	91	0	15	42	6	358	5.0
Shammond Williams(NO)	16	2	238	28	81	.346	5	26	.192	11	13	.846	0	17	17	52	22	0	14	21	1	72	4.5
George Lynch	78	51	1701	149	375	.397	43	139	.309	34	51	.667	96	216	312	117	159	1	48	64	18	375	4.8
Maurice Carter(NO)	6	0	60	6	21	.286	3	8	.375	5	8	.625	2	6	8	2	5	0	0	3	0	20	3.3
David West	71	1	930	108	228	.474	0	2	.000	57	80	.713	117	180	297	60	117	0	27	48	28	273	3.8
Sean Rooks	35	0	325	34	94	.362	0	0	--	12	15	.800	10	40	50	11	48	0	9	15	5	80	2.3
Tierre Brown	3	0	17	2	4	.500	0	0	--	2	4	.500	0	1	1	2	1	0	0	7	0	6	2.0
Bryce Drew	15	0	78	4	18	.222	1	7	.143	3	3	1.000	0	6	6	13	1	0	4	8	0	12	0.8
<b>NEW ORLEANS</b>	<b>82</b>	<b>--</b>	<b>19830</b>	<b>2772</b>	<b>6605</b>	<b>.420</b>	<b>531</b>	<b>1666</b>	<b>.319</b>	<b>1454</b>	<b>1937</b>	<b>.751</b>	<b>1091</b>	<b>2418</b>	<b>3509</b>	<b>1716</b>	<b>1715</b>	<b>18</b>	<b>708</b>	<b>1228</b>	<b>346</b>	<b>7529</b>	<b>91.8</b>
<b>OPPONENTS</b>	<b>82</b>	<b>--</b>	<b>19830</b>	<b>2843</b>	<b>6443</b>	<b>.441</b>	<b>444</b>	<b>1301</b>	<b>.341</b>	<b>1407</b>	<b>1877</b>	<b>.750</b>	<b>972</b>	<b>2477</b>	<b>3449</b>	<b>1790</b>	<b>1734</b>	<b>14</b>	<b>613</b>	<b>1282</b>	<b>429</b>	<b>7537</b>	<b>91.9</b>

### GAME-BY-GAME

Date	H/A	W/L	Opp	NOK/Opp	Record
10/29	H	W	ATL	88-83*	1-0
10/30	A	W	ORL	100-98	2-0
11/1	H	W	BOS	97-90	3-0
11/3	A	L	ATL	80-90	3-1
11/5	A	W	PHI	106-99*	4-1
11/7	H	W	LAL	114-95	5-1
11/8	H	L	CHI	106-109	5-2
11/11	A	L	DAL	97-125	5-3
11/12	H	W	UTA	96-89	6-3
11/15	H	W	POR	101-79	7-3
11/18	A	W	NIN	88-85	8-3
11/19	A	W	BOS	81-73	9-3
11/21	H	L	IND	75-76	9-4
11/23	A	W	DET	81-80	10-4
11/25	A	L	MIA	87-91	10-5
11/26	H	W	CLE	82-72	11-5
11/29	A	L	NYK	74-79	11-6
12/2	A	W	ORL	100-91	12-6
12/3	H	W	ORL	106-91	13-6
12/5	H	L	HOU	74-83	13-7
12/6	A	W	CHI	97-91	14-7
12/8	H	W	MIL	91-85	15-7
12/11	A	W	PHO	111-101	16-7
12/12	A	W	GSW	96-85	17-7
12/15	A	L	LAC	80-109	17-8
12/16	A	L	DEN	94-116	17-9
12/18	H	L	SAC	90-101	17-10
12/20	H	W	MEM	94-89	18-10

Date	H/A	W/L	Opp	NOK/Opp	Record
12/23	A	L	CLE	86-97	18-11
12/26	H	W	ATL	109-79	19-11
12/29	A	L	DET	99-108	19-12
12/31	A	W	BOS	96-94	20-12
1/2	A	W	TOR	86-74	21-12
1/3	A	L	IND	84-91	21-13
1/7	H	W	WAS	97-87	22-13
1/9	H	L	SAS	84-94	22-14
1/10	A	L	CHI	84-89	22-15
1/13	H	L	MIN	89-94	22-16
1/15	H	L	TOR	74-78*	22-17
1/17	H	W	ORL	91-90	23-17
1/19	A	L	MIN	90-97	23-18
1/21	H	L	PHI	86-92	23-19
1/23	H	W	DEN	97-91	24-19
1/24	A	W	SAS	98-96	25-19
1/28	H	W	MIL	101-100	26-19
1/30	A	L	PHI	82-85	26-20
1/31	H	L	MIA	70-94	26-21
2/2	H	L	NUN	70-91	26-22
2/4	H	L	DAL	104-113	26-23
2/6	H	W	DET	92-81	27-23
2/7	A	L	MIL	97-107	27-24
2/11	H	W	NYK	106-98	28-24
2/17	A	W	IND	89-75	29-24
2/18	H	W	WAS	120-98	30-24
2/21	A	L	NUN	84-97	30-25
2/23	A	L	CLE	100-104	30-26

Date	H/A	W/L	Opp	NOK/Opp	Record
2/25	H	W	LAC	99-93	31-26
2/27	H	W	IND	89-77	32-26
2/28	A	L	MEM	92-97	32-27
3/1	A	L	WAS	106-111*	32-28
3/3	H	W	CHI	100-97*	33-28
3/5	H	L	CLE	85-88	33-29
3/7	A	L	TOR	76-84	33-30
3/10	H	W	MIA	95-84	34-30
3/11	A	L	HOU	86-97	34-31
3/13	H	W	GSW	102-84	35-31
3/16	A	L	MIA	83-96	35-32
3/17	H	W	PHI	104-80	36-32
3/19	H	L	SEA	80-91	36-33
3/21	H	L	TOR	120-121*	36-34
3/23	H	W	DET	82-81	37-34
3/25	A	L	ATL	76-84	37-35
3/26	H	L	PHO	94-99	37-36
3/30	A	L	LAL	88-107	37-37
3/31	A	L	UTA	76-89	37-38
4/4	A	L	SEA	88-96	38-39
4/6	A	L	SAC	91-105	38-40
4/9	H	W	BOS	89-80	39-40
4/10	A	W	MIL	92-87	40-40
4/12	H	L	NYK	97-101	40-41
4/14	A	W	WAS	94-78	41-41

\* - overtime



# TEAM HISTORY

## 2002-03 ROSTER & STATS

**RECORD: 47-35**  
**WEST: 32-22**  
**EAST: 15-13**  
**DIVISION: 17-11**  
**HOME: 29-12**  
**ROAD: 21-20**  
**OVERTIME: 5-4**

Head Coach: Paul Silas, Creighton  
 Assistant Coaches: Brian Hill, Kennedy; Stephen Silas, Brown;  
 Bob Donewald Jr., Western Michigan  
 Trainer: Terry Kofler, Xavier '76

### 2002-03 FINAL STATISTICS

PLAYER	G	GS	MIN	FG	FGA	PCT	3FG	3FGA	PCT	FT	FIA	PCT	OFF	DEF	TOT	AST	PF	DQ	STL	TO	BLK	PTS	AVG	
Jamaal Mashburn	82	81	3321	670	1586	.422	119	306	.389	313	369	.848	66	432	498	462	196	0	83	230	17	1772	21.6	
Baron Davis	50	47	1889	332	798	.416	99	283	.350	93	131	.710	56	130	186	320	148	3	91	140	22	856	17.1	
David Wesley	73	73	2710	449	1037	.433	134	316	.424	185	237	.781	38	137	175	251	173	0	109	132	9	1217	16.7	
PJ Brown	78	78	2609	319	601	.531	0	3	.000	194	232	.836	243	458	701	147	203	3	67	98	80	832	10.7	
Jamaal Magloire	82	82	2443	305	635	.480	0	3	.000	231	322	.717	260	464	724	88	276	4	49	158	111	841	10.3	
Courtney Alexander	66	7	1360	193	505	.382	19	57	.333	118	146	.808	39	79	118	79	125	0	31	68	6	523	7.9	
Elden Campbell	41	1	685	101	247	.409	0	1	.000	93	115	.809	34	108	142	42	102	2	24	42	31	295	7.2	
Kenny Anderson (NO)	23	1	32	1497	147	359	.409	28	79	354	41	74	554	139	214	353	104	136	1	66	52	19	363	4.0
Robert Pack	28	4	440	52	129	.403	0	5	.000	41	55	.745	11	40	51	81	35	0	25	40	0	145	5.2	
George Lynch	81	32	1497	147	359	.409	28	79	354	41	74	554	139	214	353	104	136	1	66	52	19	363	4.5	
Jerome Moiso	51	1	644	89	171	.520	0	0	--	27	41	.659	59	119	178	22	87	1	19	46	44	205	4.0	
Robert Traylor	69	0	851	105	237	.443	1	3	.333	57	88	.648	108	154	262	50	153	1	45	53	37	268	3.9	
Stacey Augmon	70	3	862	79	192	.411	0	7	.000	54	72	.750	26	93	119	69	80	0	27	40	9	212	3.0	
Randy Livingston	2	0	12	2	4	.500	0	0	--	2	2	1.000	0	0	0	1	0	0	0	0	0	6	3.0	
Bryce Drew	13	0	79	8	27	.296	3	7	.429	0	0	--	4	9	13	11	2	0	2	3	0	19	1.5	
Kirk Haston	12	0	57	2	17	.118	0	3	.000	2	4	.500	0	7	7	3	10	0	0	7	5	6	0.5	
<b>NEW ORLEANS</b>	<b>82</b>	<b>--</b>	<b>19905</b>	<b>2914</b>	<b>6695</b>	<b>.435</b>	<b>404</b>	<b>1075</b>	<b>.376</b>	<b>1467</b>	<b>1910</b>	<b>.768</b>	<b>1097</b>	<b>2475</b>	<b>3572</b>	<b>1807</b>	<b>1769</b>	<b>15</b>	<b>656</b>	<b>1212</b>	<b>394</b>	<b>7699</b>	<b>93.9</b>	
<b>OPPONENTS</b>	<b>82</b>	<b>--</b>	<b>19905</b>	<b>2857</b>	<b>6518</b>	<b>.438</b>	<b>338</b>	<b>1001</b>	<b>.338</b>	<b>1474</b>	<b>1925</b>	<b>.766</b>	<b>909</b>	<b>2368</b>	<b>3277</b>	<b>1630</b>	<b>1754</b>	<b>12</b>	<b>647</b>	<b>1196</b>	<b>427</b>	<b>7526</b>	<b>91.8</b>	

### GAME-BY-GAME

Date	H/A	W/L	Opp	NOK/Opp	Record	Date	H/A	W/L	Opp	NOK/Opp	Record	Date	H/A	W/L	Opp	NOK/Opp	Record						
10/30	H	W	UTA	100-75	1-0	12/23	A	L	SAS	99-94*	18-11	2/21	H	W	MEM	125-123*	30-27						
11/1	A	L	CHI	79-84	1-1	12/26	H	L	DAL	81-83	18-12	2/22	A	W	DET	93-91	31-27						
11/2	H	W	MIA	100-95	2-1	12/28	A	L	IND	84-91	18-13	2/26	H	W	MIA	91-82	32-27						
11/6	H	W	SEA	86-84	3-1	12/29	A	L	HOU	85-97	18-14	2/28	A	W	DEN	94-88	33-27						
11/8	H	W	GSW	110-104	4-1	12/31	H	L	IND	86-89	18-15	3/1	A	W	PHO	94-88	34-27						
11/10	A	W	NYK	97-91*	5-1	1/3	H	W	ORL	100-89	19-15	3/3	A	W	LAC	111-108	35-27						
11/12	A	L	DET	87-93	5-2	1/5	A	W	TOR	99-84	20-15	3/7	H	W	CLE	102-76	36-27						
11/13	H	W	MIN	102-98	6-2	1/6	A	L	MEM	102-106	20-16	3/9	H	L	NIN	92-102	36-28						
11/15	H	W	CHI	105-87	7-2	1/8	H	L	BOS	83-93	20-17	3/11	A	W	IND	81-71	37-28						
11/16	A	L	ATL	82-89	7-3	1/10	H	L	DET	99-101*	20-18	3/12	A	L	BOS	65-93	37-28						
11/19	H	W	PHI	99-98	8-3	1/11	A	L	ATL	80-87	20-19	3/14	A	W	MIA	87-83	38-29						
11/22	H	W	NYK	105-97*	9-3	1/15	H	L	LAL	82-90	20-20	3/15	A	L	ORL	86-96	38-30						
11/23	A	W	CLE	97-84	10-3	1/17	H	W	CHI	90-83	21-20	3/19	H	W	NYK	101-96	39-30						
11/25	A	L	PHI	87-108	10-4	1/20	H	W	PHO	114-102	22-20	3/21	H	W	MIL	113-98	40-30						
11/27	H	W	ATL	106-94	11-4	1/22	H	W	WAS	103-94	23-20	3/22	A	L	MIL	85-93	40-31						
11/30	A	L	NYK	86-92*	11-5	1/24	H	L	POR	96-97*	23-21	3/26	H	L	ORL	95-97	40-32						
12/1	A	L	BOS	86-95	11-6	1/27	H	L	MIL	93-108	23-22	3/28	A	W	TOR	101-92	41-32						
12/3	A	W	CHI	115-90	12-6	1/29	H	W	TOR	104-83	24-22	3/30	H	L	SAS	90-92	41-33						
12/4	H	W	TOR	89-74	13-6	1/31	A	L	NUN	72-89	24-23	4/1	A	L	DAL	86-95	41-34						
12/6	H	W	HOU	98-96*	14-6	2/1	A	L	WAS	104-109	24-24	4/2	H	W	NIN	106-97	42-34						
12/7	A	W	MIL	94-88	15-6	2/3	H	W	BOS	103-96	25-24	4/5	A	L	CLE	76-79	42-35						
12/9	H	L	LAC	90-94	15-7	2/5	H	W	SAC	108-84	26-24	4/9	H	W	CLE	100-81	43-35						
12/12	A	W	UTA	93-88	16-7	2/11	A	W	MIA	78-69	27-24	4/11	H	W	DET	93-89	44-35						
12/13	A	W	LAL	98-82	17-7	2/12	H	L	IND	72-83	27-25	4/13	A	W	PHI	94-89	45-35						
12/15	A	L	SAC	92-107	17-8	2/14	A	L	MIN	93-114	27-26	4/14	A	W	NIN	87-74	46-35						
12/17	A	L	POR	93-102	17-9	2/16	H	W	DEN	100-92	28-26	4/16	H	W	ATL	92-77	47-35						
12/18	A	L	GSW	106-111	17-10	2/18	A	L	ORL	94-99	28-27												
12/20	A	W	SEA	88-86*	18-10	2/19	H	W	WAS	87-75	29-27												

\* - overtime

# TEAM HISTORY

## ALL-TIME ROSTER

### Adams, Steven

6-11 • Center • Pittsburgh

Acquired from Oklahoma City, along with Eric Bledsoe (via Milwaukee), as well as two future first round draft picks and the rights to swap two additional first round picks from Milwaukee in exchange for guard Jrue Holiday (to Milwaukee), guard Josh Gray, and forwards Zylan Cheatham, Darius Miller and Kenrich Williams (to Oklahoma City), as well as two future second-round draft picks (2023 via Washington, 2024 via Charlotte) as part of a four-team trade with Denver, Milwaukee and Oklahoma City on November 24, 2020...Signed a contract extension with New Orleans...Traded to Memphis along with Eric Bledsoe and the draft rights to Ziaire Williams and Jared Butler and a 2022 protected first round pick in exchange for Jonas Valanciunas, Devonte' Graham (via Charlotte) and the draft rights to Trey Murphy III and Brandon Boston.

YEAR	G	GS	MIN	FG	FGA	PCT	3P	3PA	PCT	FT	FTA	PCT	OFF	DEF	TOT	AST	PF	DQ	STL	TO	BLK	PTS	AVG
20-21	58	58	1605	189	308	.614	0	3	.000	60	135	.444	215	301	514	111	115	0	54	78	38	438	7.6

### Ajinca, Alexis

7-2 • Center • Saint-Etienne, France

Signed as an unrestricted free agent on Dec. 20, 2013...Re-signed as an unrestricted free agent July 9, 2015...Traded to the Los Angeles Clippers in exchange for Wesley Johnson on October 15, 2018.

YEAR	G	GS	MIN	FG	FGA	PCT	3P	3PA	PCT	FT	FTA	PCT	OFF	DEF	TOT	AST	PF	DQ	STL	TO	BLK	PTS	AVG
13-14	56	30	951	136	249	.546	0	1	.000	56	67	.836	94	183	277	40	187	3	23	63	46	328	5.9
14-15	68	8	957	181	329	.550	0	0	.000	81	99	.818	104	211	315	47	151	0	21	69	51	443	6.5
15-16	59	17	861	150	315	.476	0	1	.000	52	62	.839	75	194	269	31	134	0	19	54	36	352	6.0
16-17	39	15	584	89	178	.500	0	4	.000	29	40	.725	46	131	177	12	77	0	20	31	22	207	5.3
TOTALS	222	70	3353	556	1071	.519	0	6	.000	218	268	.813	319	719	1038	130	549	3	83	217	181	1330	6.0

### Alexander, Courtney

6-6 • Guard • Fresno State

Acquired from Washington in exchange for the 17th overall selection in the 2002 NBA Draft on June 26, 2002...Became a free agent after 2003-04 season.

YEAR	G	GS	MIN	FG	FGA	PCT	3P	3PA	PCT	FT	FTA	PCT	OFF	DEF	TOT	AST	PF	DQ	STL	TO	BLK	PTS	AVG
02-03	66	7	1360	195	505	.382	19	57	.333	118	146	.808	39	79	118	79	125	0	31	68	6	523	7.9

### Alexander-Walker, Nickell

6-5 • Guard • Virginia Tech

Draft rights traded to New Orleans, along with the draft rights to Jaxson Hayes and Marcos Louzada Silva, in exchange for the draft rights to De'Andre Hunter, the draft rights to Jordan Bone, Solomon Hill and a future second-round pick on July 6, 2019...Traded to Portland along with Josh Hart, Didi Louzada, Tomáš Satoransky, a protected 2022 first round draft pick, and two future second round draft picks in exchange for CJ McCollum, Larry Nance Jr. and Tony Snell on February 8, 2022.

YEAR	G	GS	MIN	FG	FGA	PCT	3P	3PA	PCT	FT	FTA	PCT	OFF	DEF	TOT	AST	PF	DQ	STL	TO	BLK	PTS	AVG
19-20	47	1	591	98	266	.368	46	153	.346	25	37	.676	9	75	84	89	57	0	17	54	8	267	5.7
20-21	46	15	1007	192	458	.419	76	219	.347	48	66	.727	13	131	144	102	88	1	47	69	22	508	11.0
21-22	50	19	1517	237	632	.375	95	305	.311	70	97	.722	36	128	164	139	88	0	41	85	19	639	12.8
TOTALS	143	33	2915	527	1356	.389	217	657	.330	143	200	.715	58	334	392	330	233	1	105	208	49	1414	9.9

### Allen, Tony

6-4 • Guard/Forward • Oklahoma State

Signed as an unrestricted free agent September 15, 2017...Traded to the Chicago Bulls along with Omer Asik, Jameer Nelson, and a 2018 first round pick in exchange for Nikola Mirotic and a 2018 second-round draft pick on February 1, 2018.

YEAR	G	GS	MIN	FG	FGA	PCT	3P	3PA	PCT	FT	FTA	PCT	OFF	DEF	TOT	AST	PF	DQ	STL	TO	BLK	PTS	AVG
17-18	22	0	273	44	91	.484	4	12	.333	11	21	.524	20	27	47	9	49	0	11	19	3	103	4.7

### Alvarado, Jose

6-0 • Guard • Georgia Tech

Signed to a two-year contract on August 16, 2021...Signed to a multi-year contract on March 28, 2022.

YEAR	G	GS	MIN	FG	FGA	PCT	3P	3PA	PCT	FT	FTA	PCT	OFF	DEF	TOT	AST	PF	DQ	STL	TO	BLK	PTS	AVG
21-22	54	1	834	131	294	.446	32	110	.291	36	53	.679	25	75	100	152	73	0	71	40	7	330	6.1
22-23	61	10	1310	201	489	.411	83	247	.336	65	80	.813	28	115	141	186	125	1	67	81	10	550	9.0
TOTALS	115	11	2144	332	783	.424	115	357	.322	101	133	.759	53	188	241	338	198	1	138	121	17	880	7.7

### Aminu, Al-Farouq

6-9 • Forward • Wake Forest

Acquired from LA Clippers along with Eric Gordon, Chris Kaman and a 2012 first round draft pick in exchange for Chris Paul and two 2015 second round draft picks on December 14th, 2011...Became a free agent following the 2012-13 season...Signed as a free agent on July 10, 2013...Became a free agent after the 2013-14 season.

YEAR	G	GS	MIN	FG	FGA	PCT	3P	3PA	PCT	FT	FTA	PCT	OFF	DEF	TOT	AST	PF	DQ	STL	TO	BLK	PTS	AVG
11-12	66	21	1477	150	365	.411	13	47	.277	86	114	.754	95	215	308	66	136	1	59	91	34	399	6.0
12-13	76	71	2066	225	474	.475	4	19	.211	101	137	.737	139	446	585	103	153	0	92	116	51	555	7.3
13-14	80	65	2045	234	494	.474	13	48	.271	91	137	.664	129	367	496	114	147	1	82	88	38	572	7.2
TOTALS	222	157	5588	609	1333	.457	30	114	.263	278	388	.716	363	1026	1389	283	436	2	233	295	123	1526	6.9

### Amundson, Lou

6-9 • Forward • Nevada-Las Vegas

Signed as a free agent for the remainder of the season on March 12, 2013...Rights were renounced following the 2012-13 season...Signed as a free agent on November 12, 2013...Waived on December 31, 2013.

YEAR	G	GS	MIN	FG	FGA	PCT	3P	3PA	PCT	FT	FTA	PCT	OFF	DEF	TOT	AST	PF	DQ	STL	TO	BLK	PTS	AVG
12-13	18	0	209	18	42	.429	0	0	--	8	16	.500	24	34	58	8	27	0	9	8	6	44	2.4
13-14	18	0	184	16	32	.500	0	0	--	6	24	.250	28	27	55	6	49	2	9	14	11	38	2.1
TOTALS	36	0	393	34	74	.459	0	0	--	14	40	.350	52	61	113	14	76	2	18	22	17	82	2.3

### Andersen, Chris

6-10 • Forward/Center • Blinn J.C. (TX)

Signed as a free agent on July 16, 2004...Dismissed and disqualified from the NBA on Jan. 27, 2006...Re-signed by the Hornets on March 5, 2008 after being re-instated by the NBA following a two-year suspension for violating the NBA's substance abuse policy...Became a free agent following the 2007-08 season.

YEAR	G	GS	MIN	FG	FGA	PCT	3P	3PA	PCT	FT	FTA	PCT	OFF	DEF	TOT	AST	PF	DQ	STL	TO	BLK	PTS	AVG
04-05	67	2	1430	191	358	.534	0	3	.000	131	190	.689	137	275	410	71	144	0	14	64	100	513	7.7
05-06	32	2	570	56	98	.571	0	0	--	49	103	.476	61	94	155	6	84	0	8	26	41	161	5.0
07-08	5	0	34	2	7	.286	0	0	--	2	4	.500	2	7	9	0	6	0	0	1	4	6	1.2
TOTALS	104	4	2034	249	463	.538	0	3	.000	182	297	.613	200	374	574	77	234	0	22	91	145	680	6.5



# TEAM HISTORY

## Andersen, David

6-11 • Center • Australia

Acquired along with Jarrett Jack and Marcus Banks from the Toronto Raptors in exchange for Jerryd Bayless and Peja Stojakovic November 19, 2010...Waived on December 19, 2011.

YEAR	G	GS	MIN	FG	FGA	PCT	3P	3PA	PCT	FT	FTA	PCT	OFF	DEF	TOT	AST	PF	DQ	STL	TO	BLK	PTS	AVG
10-11	29	0	223	33	74	.446	5	13	.385	7	15	.467	12	38	50	6	29	0	2	14	6	78	2.7

## Anderson, Kenny

6-1 • Guard • Georgia Tech

Acquired from Seattle in exchange for Elden Campbell on Feb. 20, 2003...Became a free agent after 2002-03 season.

YEAR	G	GS	MIN	FG	FGA	PCT	3P	3PA	PCT	FT	FTA	PCT	OFF	DEF	TOT	AST	PF	DQ	STL	TO	BLK	PTS	AVG
02-03	23	1	446	61	150	.407	1	2	.500	16	22	.727	14	31	45	77	43	0	18	42	4	139	6.0

## Anderson, Ryan

6-10 • Forward • California

Acquired from Orlando in exchange for forward Gustavo Ayon on July 11, 2012...Became an unrestricted free agent at the conclusion of the 2015-16 season.

YEAR	G	GS	MIN	FG	FGA	PCT	3P	3PA	PCT	FT	FTA	PCT	OFF	DEF	TOT	AST	PF	DQ	STL	TO	BLK	PTS	AVG
12-13	81	22	2503	472	1115	.423	213	557	.382	152	180	.844	191	328	519	97	179	2	42	97	31	1309	16.2
13-14	22	14	795	155	354	.438	67	164	.409	59	62	.952	66	76	142	17	47	0	10	20	7	436	19.8
14-15	61	5	1675	291	729	.399	112	359	.340	129	151	.854	108	187	295	55	113	1	33	62	20	833	13.7
15-16	66	7	2008	397	929	.427	131	358	.366	199	228	.873	131	265	396	73	109	0	38	90	25	1124	17.0
TOTALS	230	48	6981	1315	3127	.421	533	1438	.371	539	621	.868	496	856	1352	242	448	0	123	269	83	3702	16.1

## Ariza, Trevor

6-8 • Guard/Forward • UCLA

Acquired from the Houston Rockets in a four-team trade on August 11, 2010...Traded to the Washington Wizards along with Emeka Okafor for the rights to forward Rashard Lewis and the 46th pick in the 2012 NBA Draft.

YEAR	G	GS	MIN	FG	FGA	PCT	3P	3PA	PCT	FT	FTA	PCT	OFF	DEF	TOT	AST	PF	DQ	STL	TO	BLK	PTS	AVG
10-11	75	75	2600	303	762	.398	82	271	.303	138	197	.701	61	347	408	162	180	0	120	118	31	826	11.0
11-12	41	41	1350	168	403	.417	29	87	.333	79	102	.775	41	174	215	135	73	0	69	76	25	444	10.8
TOTALS	116	116	3950	471	1165	.404	111	358	.310	217	299	.726	102	521	623	297	253	0	189	194	56	1270	10.9

## Armstrong, Darrell

6-1 • Guard • Fayetteville State

Signed as a free agent on July 29, 2003...Traded to Dallas in exchange for Dan Dickau and a 2005 second round draft pick on Dec. 3, 2004.

YEAR	G	GS	MIN	FG	FGA	PCT	3P	3PA	PCT	FT	FTA	PCT	OFF	DEF	TOT	AST	PF	DQ	STL	TO	BLK	PTS	AVG
03-04	79	22	2247	291	736	.395	135	429	.315	123	144	.854	63	163	226	311	148	1	133	155	16	840	10.6
04-05	14	9	412	53	159	.333	17	70	.243	19	21	.905	16	32	48	65	30	1	15	28	2	140	10.1
TOTALS	93	31	2659	344	895	.384	152	499	.305	142	165	.861	79	195	274	376	178	2	148	183	18	982	10.6

## Armstrong, Hilton

6-11 • Center/Forward • Connecticut

Drafted with the 12th overall pick of the 2006 NBA Draft...signed to fourth-year option on October 25, 2008...traded to Sacramento in exchange for a conditional second round pick in 2016 on Jan. 11, 2010.

YEAR	G	GS	MIN	FG	FGA	PCT	3P	3PA	PCT	FT	FTA	PCT	OFF	DEF	TOT	AST	PF	DQ	STL	TO	BLK	PTS	AVG
06-07	56	5	634	68	125	.544	0	0	--	40	67	.597	58	91	149	10	79	0	12	35	26	176	3.1
07-08	65	3	732	67	148	.453	0	0	--	44	70	.629	65	98	163	23	130	1	15	59	34	178	2.7
08-09	70	29	1092	138	246	.561	0	2	.000	62	98	.633	81	114	195	29	181	1	26	80	45	338	4.8
09-10	18	0	239	19	50	.380	0	2	--	13	28	.464	17	44	61	16	44	1	8	13	8	51	2.8
TOTALS	209	37	2697	292	569	.513	0	2	.000	159	263	.605	221	347	568	78	434	3	61	187	113	743	3.6

## Asik, Omer

7-0 • Center • Turkey

Acquired from Houston in a three-team trade by New Orleans along with Omri Casspi in exchange for a future first-round pick...Re-signed as an unrestricted free agent July 9, 2015...Traded to the Chicago Bulls along with Tony Allen, Jameer Nelson, and a 2018 first round pick in exchange for Nikola Mirotic and a 2018 second round draft pick on February 1, 2018.

YEAR	G	GS	MIN	FG	FGA	PCT	3P	3PA	PCT	FT	FTA	PCT	OFF	DEF	TOT	AST	PF	DQ	STL	TO	BLK	PTS	AVG
14-15	76	76	1982	213	412	.517	--	--	--	131	225	.582	244	504	748	72	144	0	29	95	54	557	7.3
15-16	68	64	1178	104	195	.533	--	--	--	61	112	.545	120	294	414	26	124	0	21	60	23	269	4.0
16-17	31	19	482	31	65	.477	--	--	--	23	39	.590	48	115	163	15	51	0	5	14	10	85	2.7
17-18	14	0	121	7	16	.438	--	--	--	4	12	.333	7	30	37	2	14	0	1	5	2	18	1.3
TOTALS	189	159	3763	355	688	.516	--	--	--	219	388	.564	419	943	1362	115	333	0	56	174	89	929	4.9

## Augmon, Stacey

6-8 • Forward • UNLV

Signed as a free agent on July 25, 2001...Became a free agent after 2003-04 season.

YEAR	G	GS	MIN	FG	FGA	PCT	3P	3PA	PCT	FT	FTA	PCT	OFF	DEF	TOT	AST	PF	DQ	STL	TO	BLK	PTS	AVG
03-04	70	3	862	79	192	.411	0	7	.000	54	72	.750	26	93	119	69	80	0	27	40	9	212	3.0
02-03	69	24	1416	143	347	.412	1	7	.143	110	139	.791	52	122	174	85	114	2	55	76	15	397	5.8
TOTALS	139	27	2278	222	539	.412	1	14	.071	164	211	.777	78	215	293	154	194	2	82	116	24	609	4.4

## Ayon, Gustavo

6-10 • Forward • Mexico

Signed as a free agent on December 21, 2011...Traded to the Orlando Magic for forward Ryan Anderson on July 11, 2012.

YEAR	G	GS	MIN	FG	FGA	PCT	3P	3PA	PCT	FT	FTA	PCT	OFF	DEF	TOT	AST	PF	DQ	STL	TO	BLK	PTS	AVG
11-12	54	24	1088	140	261	.536	0	1	.000	39	63	.619	86	179	265	74	118	2	53	46	46	319	5.9

## Babbitt, Luke

6-9 • Forward • Nevada

Signed as a free agent on February 4, 2014...Re-signed as unrestricted free agent July 20, 2015...Traded to the Miami HEAT in exchange for a second round draft pick and cash considerations on Aug 10, 2016.

YEAR	G	GS	MIN	FG	FGA	PCT	3P	3PA	PCT	FT	FTA	PCT	OFF	DEF	TOT	AST	PF	DQ	STL	TO	BLK	PTS	AVG
13-14	27	2	473	60	154	.390	36	95	.379	14	18	.778	18	70	88	29	52	0	7	15	11	170	6.3
14-15	63	19	830	92	192	.479	59	115	.513	13	19	.684	12	99	111	24	63	0	17	26	11	256	4.1
15-16	47	13	845	122	289	.422	44	109	.404	39	50	.780	25	123	148	53	90	0	11	23	7	327	7.0
TOTALS	137	34	2148	274	635	.431	139	319	.436	66	87	.759	55	292	347	106	205	0	35	64	29	753	5.5

# TEAM HISTORY

## Ball, Lonzo

6-6 • Guard • UCLA

Acquired along with Brandon Ingram, Josh Hart, the draft rights to the fourth overall pick in the 2019 NBA Draft, DeAndre Hunter, and two future first round draft picks in exchange for Anthony Davis on July 6, 2019...Traded to Chicago in exchange for Tomáš Satoranský, Garrett Temple, a 2024 second round pick, and cash considerations on August 8, 2021.

YEAR	G	GS	MIN	FG	FGA	PCT	3P	3PA	PCT	FT	FTA	PCT	OFF	DEF	TOT	AST	PF	DQ	STL	TO	BLK	PTS	AVG
19-20	63	54	2025	277	687	.403	148	395	.375	45	76	.566	71	312	383	438	128	0	88	193	38	745	11.8
20-21	55	55	1747	290	700	.414	172	455	.378	50	64	.781	33	230	263	316	103	0	82	123	31	802	14.6
<b>TOTALS</b>	<b>118</b>	<b>109</b>	<b>3772</b>	<b>567</b>	<b>1387</b>	<b>.409</b>	<b>320</b>	<b>850</b>	<b>.376</b>	<b>95</b>	<b>140</b>	<b>.664</b>	<b>104</b>	<b>542</b>	<b>646</b>	<b>754</b>	<b>231</b>	<b>0</b>	<b>170</b>	<b>316</b>	<b>69</b>	<b>1547</b>	<b>13.1</b>

## Bass, Brandon

6-8 • Forward • Louisiana State

Drafted with the 33rd overall pick in the second round of the 2005 NBA Draft...Became a free agent following the 2006-07 season.

YEAR	G	GS	MIN	FG	FGA	PCT	3P	3PA	PCT	FT	FTA	PCT	OFF	DEF	TOT	AST	PF	DQ	STL	TO	BLK	PTS	AVG
05-06	29	1	268	28	70	.400	0	0	---	12	19	.632	18	50	68	3	18	0	3	11	7	68	2.3
06-07	21	3	162	15	44	.341	0	1	.000	12	16	.750	13	30	43	3	16	0	2	10	3	42	2.0
<b>TOTALS</b>	<b>50</b>	<b>4</b>	<b>430</b>	<b>43</b>	<b>114</b>	<b>.377</b>	<b>0</b>	<b>1</b>	<b>.000</b>	<b>24</b>	<b>35</b>	<b>.686</b>	<b>31</b>	<b>80</b>	<b>111</b>	<b>6</b>	<b>34</b>	<b>0</b>	<b>5</b>	<b>21</b>	<b>10</b>	<b>110</b>	<b>2.2</b>

## Baxter, Lonny

6-8 • Forward • Maryland

Signed as a free agent with New Orleans on December 12, 2004...Waived on December 27, 2007.

YEAR	G	GS	MIN	FG	FGA	PCT	3P	3PA	PCT	FT	FTA	PCT	OFF	DEF	TOT	AST	PF	DQ	STL	TO	BLK	PTS	AVG
04-05	4	0	36	3	11	.273	0	0	---	0	2	.000	4	4	8	0	10	0	0	4	0	6	1.5

## Bayless, Jerry

6-3 • Guard • Arizona

Acquired from Portland in exchange for a 2011 first round draft pick on October 23, 2010...Traded to Toronto with Peja Stojakovic in exchange for Jarrett Jack, David Andersen and Marcus Banks on November 20, 2010.

YEAR	G	GS	MIN	FG	FGA	PCT	3P	3PA	PCT	FT	FTA	PCT	OFF	DEF	TOT	AST	PF	DQ	STL	TO	BLK	PTS	AVG
10-11	11	0	149	17	49	.347	3	14	.214	13	17	.765	2	13	15	28	16	0	2	17	1	50	4.5

## Belinelli, Marco

6-5 • Guard • Italy

Acquired from Toronto on August 11, 2010...Re-signed by the Hornets on December 13, 2011...Became a free agent following the 2011-12 season.

YEAR	G	GS	MIN	FG	FGA	PCT	3P	3PA	PCT	FT	FTA	PCT	OFF	DEF	TOT	AST	PF	DQ	STL	TO	BLK	PTS	AVG
10-11	80	69	1957	302	691	.437	134	324	.414	98	125	.784	17	134	151	92	146	0	38	77	6	836	10.5
11-12	66	55	1966	286	686	.417	107	284	.377	101	129	.783	19	153	172	101	115	1	48	69	5	780	11.8
<b>TOTALS</b>	<b>146</b>	<b>124</b>	<b>3923</b>	<b>588</b>	<b>1377</b>	<b>.427</b>	<b>241</b>	<b>608</b>	<b>.396</b>	<b>199</b>	<b>254</b>	<b>.783</b>	<b>36</b>	<b>287</b>	<b>323</b>	<b>193</b>	<b>261</b>	<b>1</b>	<b>86</b>	<b>146</b>	<b>11</b>	<b>1616</b>	<b>11.1</b>

## Bertans, Dairis

6-4 • Guard • Latvia

Signed as a free agent on March 1, 2019...Became an unrestricted free agent at the conclusion of the 2018-19 season.

YEAR	G	GS	MIN	FG	FGA	PCT	3P	3PA	PCT	FT	FTA	PCT	OFF	DEF	TOT	AST	PF	DQ	STL	TO	BLK	PTS	AVG
18-19	12	0	167	12	47	.255	10	34	.294	0	0	---	2	7	9	10	7	0	1	2	0	34	2.8

## Bledsoe, Eric

6-1 • Guard • Kentucky

Acquired along with Steven Adams (via Oklahoma City), as well as two future first round draft picks and the rights to swap two additional first round picks from Milwaukee in exchange for guard Jue Huihan (to Milwaukee), guard Josh Gray, and forwards Zylan Cheatham, Darius Miller and Kenrich Williams (to Oklahoma City), as well as two future second-round draft picks (2023 via Washington, 2024 via Charlotte) as part of a four-team trade with Denver, Milwaukee and Oklahoma City...Traded to Memphis along with Steven Adams and the draft rights to Ziaire Williams and Jared Butler and a 2024 protected first round pick in exchange for Jonas Valanciunas, Devonte' Graham (via Charlotte) and the draft rights to Trey Murphy III and Brandon Boston.

YEAR	G	GS	MIN	FG	FGA	PCT	3P	3PA	PCT	FT	FTA	PCT	OFF	DEF	TOT	AST	PF	DQ	STL	TO	BLK	PTS	AVG
20-21	71	70	2111	307	730	.421	121	355	.341	134	195	.687	29	215	244	268	112	0	55	114	24	869	12.2

## Bowen, Ryan

6-9 • Forward • Iowa

Signed with the New Orleans Hornets on Oct. 1, 2007 as a free agent...Became a free agent following the 2007-08 season...Signed with the New Orleans Hornets on August 11, 2008 as a free agent...Became a free agent following the 2008-09 season.

YEAR	G	GS	MIN	FG	FGA	PCT	3P	3PA	PCT	FT	FTA	PCT	OFF	DEF	TOT	AST	PF	DQ	STL	TO	BLK	PTS	AVG
07-08	53	4	660	49	100	.490	0	1	.000	16	29	.552	55	45	100	25	77	0	32	15	11	114	2.2
08-09	21	3	219	22	38	.579	0	0	---	3	5	.600	10	14	24	9	37	0	14	5	5	47	2.2
<b>TOTALS</b>	<b>74</b>	<b>7</b>	<b>879</b>	<b>71</b>	<b>138</b>	<b>.514</b>	<b>0</b>	<b>1</b>	<b>.000</b>	<b>19</b>	<b>34</b>	<b>.559</b>	<b>65</b>	<b>59</b>	<b>124</b>	<b>34</b>	<b>114</b>	<b>0</b>	<b>46</b>	<b>20</b>	<b>16</b>	<b>161</b>	<b>2.2</b>

## Brown, Anthony

6-7 • Forward • Stanford

Signed as a free agent on November 21, 2016...Waived on December 9, 2016

YEAR	G	GS	MIN	FG	FGA	PCT	3P	3PA	PCT	FT	FTA	PCT	OFF	DEF	TOT	AST	PF	DQ	STL	TO	BLK	PTS	AVG
16-17	9	0	143	14	41	.341	6	24	.250	--	--	---	6	20	26	6	13	0	5	5	1	34	3.8

## Brown, Bobby

6-2 • Guard • Cal-State Fullerton

Acquired with Darius Songaila in exchange for Antonio Daniels and New Orleans' 2014 second round draft pick on Sept. 9, 2009...Traded to L.A. Clippers in exchange for a 2014 conditional second-round pick on Jan. 26, 2010

YEAR	G	GS	MIN	FG	FGA	PCT	3P	3PA	PCT	FT	FTA	PCT	OFF	DEF	TOT	AST	PF	DQ	STL	TO	BLK	PTS	AVG
09-10	22	0	328	60	152	.395	17	66	.258	8	8	1.000	1	17	18	46	28	0	9	24	1	145	6.6

## Brown, Devin

6-5 • Guard • Texas-San Antonio

Signed as a free agent on December 21, 2006...Became a free agent following the 2006-07 season...Signed as a free agent on August 22, 2008...Exercised player option on June 4, 2009 for the 2009-10 season...Traded to Chicago in exchange for Aaron Gray on Jan. 25, 2010.

YEAR	G	GS	MIN	FG	FGA	PCT	3P	3PA	PCT	FT	FTA	PCT	OFF	DEF	TOT	AST	PF	DQ	STL	TO	BLK	PTS	AVG
06-07	58	49	1662	233	555	.420	81	227	.357	123	155	.794	55	196	251	149	139	0	44	91	9	670	11.6
08-09	63	5	869	111	313	.355	28	97	.289	78	100	.780	31	88	119	54	81	1	32	54	5	328	5.2
09-10	39	37	967	128	325	.394	54	147	.367	69	86	.802	27	82	109	58	62	0	30	57	5	379	9.7
<b>TOTALS</b>	<b>160</b>	<b>91</b>	<b>3498</b>	<b>472</b>	<b>1193</b>	<b>.396</b>	<b>163</b>	<b>471</b>	<b>.346</b>	<b>270</b>	<b>341</b>	<b>.792</b>	<b>113</b>	<b>366</b>	<b>479</b>	<b>261</b>	<b>282</b>	<b>1</b>	<b>106</b>	<b>202</b>	<b>19</b>	<b>1377</b>	<b>8.6</b>



# TEAM HISTORY

## Brown, PJ

6-11 • Forward • Louisiana Tech

Acquired along with Jamal Mashburn, Otis Thorpe, Rodney Buford and Tim James from Miami in exchange for Eddie Jones, Anthony Mason, Ricky Davis and Dale Ellis on Aug. 1, 2000...Traded along with J.R. Smith to the Chicago Bulls in exchange for center Tyson Chandler on July 14, 2006.

YEAR	G	GS	MIN	FG	FGA	PCT	3P	3PA	PCT	FT	FTA	PCT	OFF	DEF	TOT	AST	PF	DQ	STL	TO	BLK	PTS	AVG
02-03	78	78	2609	319	601	.531	0	3	.000	194	232	.836	245	458	701	147	203	3	67	98	80	832	10.7
03-04	80	80	2753	339	712	.476	0	1	.000	158	185	.854	237	453	690	155	203	2	78	101	73	836	10.5
04-05	82	78	2817	338	758	.446	0	0	--	210	243	.864	266	471	737	178	233	3	74	101	50	886	10.8
05-06	75	73	2380	269	583	.461	0	0	--	139	168	.827	182	365	547	90	216	2	46	90	50	677	9.0
<b>TOTALS</b>	<b>315</b>	<b>309</b>	<b>10559</b>	<b>1265</b>	<b>2654</b>	<b>.477</b>	<b>0</b>	<b>4</b>	<b>.000</b>	<b>701</b>	<b>828</b>	<b>.847</b>	<b>928</b>	<b>1747</b>	<b>2675</b>	<b>570</b>	<b>855</b>	<b>10</b>	<b>265</b>	<b>390</b>	<b>253</b>	<b>3251</b>	<b>10.3</b>

## Brown, Tierre

6-2 • Guard • McNeese State

Signed to a 10-day contract on Jan. 26, 2004...Waived on Feb. 5, 2004.

YEAR	G	GS	MIN	FG	FGA	PCT	3P	3PA	PCT	FT	FTA	PCT	OFF	DEF	TOT	AST	PF	DQ	STL	TO	BLK	PTS	AVG
03-04	3	0	17	2	4	.500	0	0	.000	2	4	.500	0	1	1	2	1	0	0	7	0	6	2.0

## Butler, Rasual

6-7 • Forward • LaSalle

Acquired from Miami along with Kirk Snyder (from Utah) in exchange for draft rights to Roberto Duenas in a five-team, 13-player deal that also sent Antoine Walker (from Boston) and Jason Williams, James Posey and Andre Emmitt (from Memphis) to Miami, Eddie Jones (from Miami) and Raul Lopez (from Utah) to Memphis, Greg Ostertag (from Memphis) to Utah, and Curtis Borchardt (from Utah) and Qyntel Woods, the draft rights to Albert Miralles, two second round picks and cash considerations (from Miami) to Boston on Aug. 2, 2005...Was traded to the LA Clippers in exchange for a second-round draft pick in 2016 on August 12, 2009.

YEAR	G	GS	MIN	FG	FGA	PCT	3P	3PA	PCT	FT	FTA	PCT	OFF	DEF	TOT	AST	PF	DQ	STL	TO	BLK	PTS	AVG
05-06	79	20	1875	257	633	.406	92	242	.380	79	114	.693	51	181	232	40	142	0	33	65	45	685	8.7
06-07	81	38	2223	314	788	.398	134	363	.369	56	87	.644	42	214	256	63	148	0	40	67	54	818	10.1
07-08	51	8	875	91	260	.350	44	133	.331	26	31	.839	16	84	100	36	66	1	15	10	21	252	4.9
08-09	82	74	2614	348	803	.433	140	359	.390	86	110	.782	49	222	271	75	159	1	51	59	61	672	9.2
<b>TOTALS</b>	<b>293</b>	<b>140</b>	<b>7587</b>	<b>1010</b>	<b>2484</b>	<b>.407</b>	<b>410</b>	<b>1097</b>	<b>.374</b>	<b>247</b>	<b>342</b>	<b>.722</b>	<b>158</b>	<b>701</b>	<b>859</b>	<b>214</b>	<b>515</b>	<b>2</b>	<b>139</b>	<b>201</b>	<b>181</b>	<b>2677</b>	<b>9.1</b>

## Campbell, Elden

7-0 • Center • Clemson

Acquired from L.A. Lakers along with Eddie Jones in exchange for Glen Rice, B.J. Armstrong and J.R. Reid on Mar. 10, 1999...Traded to Seattle in exchange for Kenny Anderson on Feb. 20, 2003.

YEAR	G	GS	MIN	FG	FGA	PCT	3P	3PA	PCT	FT	FTA	PCT	OFF	DEF	TOT	AST	PF	DQ	STL	TO	BLK	PTS	AVG
02-03	41	1	685	101	247	.409	0	1	.000	93	115	.809	34	108	142	42	102	2	24	42	31	295	7.2
<b>TOTALS</b>	<b>41</b>	<b>1</b>	<b>685</b>	<b>101</b>	<b>247</b>	<b>.409</b>	<b>0</b>	<b>1</b>	<b>.000</b>	<b>93</b>	<b>115</b>	<b>.809</b>	<b>34</b>	<b>108</b>	<b>142</b>	<b>42</b>	<b>102</b>	<b>2</b>	<b>24</b>	<b>42</b>	<b>31</b>	<b>295</b>	<b>7.2</b>

## Carter, Maurice

6-5 • Guard • Louisiana State

Signed to a 10-day contract on Mar. 25, 2004...Signed for the remainder of the season on Apr. 4, 2004. Selected by Charlotte in the 2004 NBA Expansion Draft.

YEAR	G	GS	MIN	FG	FGA	PCT	3P	3PA	PCT	FT	FTA	PCT	OFF	DEF	TOT	AST	PF	DQ	STL	TO	BLK	PTS	AVG
03-04	6	0	60	6	21	.286	3	8	.375	5	8	.625	2	6	8	2	5	0	0	3	0	20	3.3

## Casspi, Omri

6-9 • Forward • Israel

Acquired from the Sacramento Kings along with DeMarcus Cousins in exchange for Tyreke Evans, Buddy Hield, Langston Galloway, and draft picks on February 20, 2017.

YEAR	G	GS	MIN	FG	FGA	PCT	3P	3PA	PCT	FT	FTA	PCT	OFF	DEF	TOT	AST	PF	DQ	STL	TO	BLK	PTS	AVG
16-17	1	0	24	5	9	.556	2	4	.500	--	--	---	1	1	2	0	3	0	0	2	0	12	12.0

## Chandler, Tyson

7-1 • Center • Dominguez HS (CA)

Acquired from the Chicago Bulls in exchange for PJ Brown and J.R. Smith on July 14, 2006...Traded to Charlotte on July 28, 2009 in exchange for Emeka Okafor.

YEAR	G	GS	MIN	FG	FGA	PCT	3P	3PA	PCT	FT	FTA	PCT	OFF	DEF	TOT	AST	PF	DQ	STL	TO	BLK	PTS	AVG
06-07	73	73	2525	292	468	.624	0	1	.000	106	201	.527	320	584	904	66	244	5	37	126	129	690	9.5
07-08	79	79	2783	377	605	.623	0	1	.000	175	295	.593	322	606	928	81	243	4	45	136	84	929	11.8
08-09	45	45	1445	160	283	.565	0	0	--	77	133	.579	163	230	393	22	144	2	15	70	56	397	8.8
<b>TOTALS</b>	<b>197</b>	<b>197</b>	<b>6753</b>	<b>829</b>	<b>1356</b>	<b>.611</b>	<b>0</b>	<b>2</b>	<b>.000</b>	<b>358</b>	<b>629</b>	<b>.569</b>	<b>805</b>	<b>1420</b>	<b>2225</b>	<b>169</b>	<b>631</b>	<b>11</b>	<b>97</b>	<b>332</b>	<b>269</b>	<b>2016</b>	<b>10.2</b>

## Cheatham, Zylan

6-8 • Forward • Arizona State

Signed a two-way contract on July 24, 2019...Traded to Oklahoma City along with Josh Gary, Darius Miller, and Kenrich Williams as part of a four team trade that also sent Jrue Holiday to Milwaukee in exchange for Steven Adams (from Oklahoma City), Eric Bledsoe, and two future first round draft picks and the rights to swap two additional first round picks (from Milwaukee).

YEAR	G	GS	MIN	FG	FGA	PCT	3P	3PA	PCT	FT	FTA	PCT	OFF	DEF	TOT	AST	PF	DQ	STL	TO	BLK	PTS	AVG
19-20	4	0	51	6	9	.667	0	1	.000	0	0	--	3	6	9	3	10	0	1	4	1	12	3.0

## Childress, Josh

6-8 • Forward • Stanford

Signed as an unrestricted free agent on August 3, 2017.

YEAR	G	GS	MIN	FG	FGA	PCT	3P	3PA	PCT	FT	FTA	PCT	OFF	DEF	TOT	AST	PF	DQ	STL	TO	BLK	PTS	AVG
13-14	4	0	24	0	0	.000	0	0	.000	0	0	--	0	3	3	2	1	0	1	1	0	0	0.0

## Clark, Gary

6-6 • Forward • Cincinnati

Signed as a free agent on December 3, 2021...Waived on January 7, 2022...Signed to a two-way contract on January 9, 2022.

YEAR	G	GS	MIN	FG	FGA	PCT	3P	3PA	PCT	FT	FTA	PCT	OFF	DEF	TOT	AST	PF	DQ	STL	TO	BLK	PTS	AVG
21-22	38	1	378	33	88	.375	28	70	.400	7	10	.700	23	67	90	18	20	0	13	10	7	101	2.7

## Clark, Ian

6-3 • Guard • Belmont

Signed as an unrestricted free agent on August 3, 2018...Re-signed with New Orleans on July 9, 2018...Became an unrestricted free agent at the conclusion of the 2018-19 season.

YEAR	G	GS	MIN	FG	FGA	PCT	3P	3PA	PCT	FT	FTA	PCT	OFF	DEF	TOT	AST	PF	DQ	STL	TO	BLK	PTS	AVG
17-18	74	2	1455	222	495	.448	62	195	.318	45	59	.763	10	117	127	110	120	0	33	57	10	551	7.4
18-19	60	6	973	151	383	.394	66	202	.327	33	37	.892	13	76	89	94	95	0	22	58	8	401	6.7
<b>TOTALS</b>	<b>134</b>	<b>8</b>	<b>2428</b>	<b>373</b>	<b>878</b>	<b>.425</b>	<b>128</b>	<b>397</b>	<b>.322</b>	<b>78</b>	<b>96</b>	<b>.813</b>	<b>23</b>	<b>193</b>	<b>216</b>	<b>204</b>	<b>215</b>	<b>0</b>	<b>55</b>	<b>115</b>	<b>18</b>	<b>952</b>	<b>7.1</b>

# TEAM HISTORY

## Claxton, Speedy

5-11 • Guard • Hofstra

Acquired from Golden State along with Dale Davis and cash considerations in exchange for Baron Davis on Feb. 24, 2005...Became a free agent following the 2005-06 season.

YEAR	G	GS	MIN	FG	FGA	PCT	3P	3PA	PCT	FT	FTA	PCT	OFF	DEF	TOT	AST	PF	DQ	STL	TO	BLK	PTS	AVG
04-05	16	3	365	41	110	.373	1	9	.111	25	41	.610	5	26	31	88	30	1	22	27	2	108	6.8
05-06	71	3	2019	304	736	.413	17	63	.270	246	320	.769	39	154	93	339	177	1	108	15.4	6	871	12.3
<b>TOTALS</b>	<b>87</b>	<b>6</b>	<b>2384</b>	<b>345</b>	<b>846</b>	<b>.408</b>	<b>18</b>	<b>72</b>	<b>.250</b>	<b>271</b>	<b>361</b>	<b>.751</b>	<b>44</b>	<b>180</b>	<b>224</b>	<b>427</b>	<b>207</b>	<b>2</b>	<b>130</b>	<b>181</b>	<b>8</b>	<b>979</b>	<b>11.3</b>

## Cole, Norris

6-2 • Guard • Cleveland State

Acquired along with Justin Hamilton and Shawne Williams and cash considerations from Miami as part of a three-team deal that sent John Salmons to Phoenix...Re-signed by New Orleans as a restricted free agent September 17, 2015...Became an unrestricted free agent at the conclusion of the 2015-16 season.

YEAR	G	GS	MIN	FG	FGA	PCT	3P	3PA	PCT	FT	FTA	PCT	OFF	DEF	TOT	AST	PF	DQ	STL	TO	BLK	PTS	AVG
14-15	28	2	683	112	252	.444	28	74	.378	26	35	.743	1	50	51	90	49	1	15	41	7	278	9.9
15-16	45	23	1198	196	484	.405	33	102	.324	52	65	.800	10	141	151	167	102	0	37	75	5	477	10.6
<b>TOTALS</b>	<b>73</b>	<b>25</b>	<b>1881</b>	<b>308</b>	<b>736</b>	<b>.418</b>	<b>61</b>	<b>176</b>	<b>.347</b>	<b>78</b>	<b>100</b>	<b>.780</b>	<b>11</b>	<b>191</b>	<b>202</b>	<b>257</b>	<b>151</b>	<b>1</b>	<b>52</b>	<b>116</b>	<b>12</b>	<b>755</b>	<b>10.3</b>

## Collison, Darren

6-0 • Guard • UCLA

Selected in the first round (21st overall) of the 2009 NBA Draft...Traded to Indiana along with James Posey in a four-team trade on Aug. 11, 2010.

YEAR	G	GS	MIN	FG	FGA	PCT	3P	3PA	PCT	FT	FTA	PCT	OFF	DEF	TOT	AST	PF	DQ	STL	TO	BLK	PTS	AVG
09-10	76	37	2109	376	789	.477	46	115	.400	148	174	.851	41	151	192	432	92	0	78	202	4	946	12.4

## Cook, Quinn

6-2 • Guard • Duke

Signed a 10-day contract on March 19, 2017...Signed a second 10-day contract on March 29, 2017...Signed for the remainder of the 2016-17 season on April 8...Waived on July 25, 2017.

YEAR	G	GS	MIN	FG	FGA	PCT	3P	3PA	PCT	FT	FTA	PCT	OFF	DEF	TOT	AST	PF	DQ	STL	TO	BLK	PTS	AVG
16-17	9	0	111	22	41	.537	6	12	.500	2	3	.667	1	5	5	14	7	0	3	5	0	52	5.8

## Cooke, Charles

6-5 • Guard • Dayton

Signed a two-way contract on August 2, 2017...Became an unrestricted free agent at the conclusion of the 2017-18 season.

YEAR	G	GS	MIN	FG	FGA	PCT	3P	3PA	PCT	FT	FTA	PCT	OFF	DEF	TOT	AST	PF	DQ	STL	TO	BLK	PTS	AVG
17-18	13	0	38	2	14	.143	1	8	.125	1	2	.500	0	2	2	1	0	0	1	1	0	6	0.5

## Cousins, DeMarcus

6-11 • Forward • Kentucky

Acquired from the Sacramento Kings along with Omri Casspi in exchange for Tyreke Evans, Buddy Hield, Langston Galloway, and draft picks on February 20, 2017...Became an unrestricted free agent at the conclusion of the 2017-18 season.

YEAR	G	GS	MIN	FG	FGA	PCT	3P	3PA	PCT	FT	FTA	PCT	OFF	DEF	TOT	AST	PF	DQ	STL	TO	BLK	PTS	AVG
16-17	17	17	574	142	314	.452	36	96	.375	94	121	.777	38	174	212	66	75	3	25	62	19	414	24.4
17-18	48	48	1737	406	864	.470	104	294	.354	294	394	.746	105	512	617	257	183	0	79	242	76	1210	25.2
<b>TOTALS</b>	<b>65</b>	<b>65</b>	<b>2311</b>	<b>548</b>	<b>1178</b>	<b>.465</b>	<b>140</b>	<b>390</b>	<b>.359</b>	<b>388</b>	<b>515</b>	<b>.753</b>	<b>142</b>	<b>686</b>	<b>828</b>	<b>323</b>	<b>258</b>	<b>3</b>	<b>104</b>	<b>304</b>	<b>95</b>	<b>1624</b>	<b>25.0</b>

## Crawford, Jordan

6-4 • Guard • Xavier

Signed a 10-day contract on March 6, 2017...Signed a multi-year contract on March 16, 2017...Waived on October 22, 2017...Signed on April 5, 2018...Became an unrestricted free agent at the conclusion of the 2017-18 season.

YEAR	G	GS	MIN	FG	FGA	PCT	3P	3PA	PCT	FT	FTA	PCT	OFF	DEF	TOT	AST	PF	DQ	STL	TO	BLK	PTS	AVG
16-17	19	0	442	105	218	.482	37	95	.389	20	26	.769	4	30	34	57	30	0	11	25	2	267	14.1
17-18	5	0	53	12	27	.444	8	14	.571	1	1	1.000	2	2	4	13	7	0	1	5	1	33	6.6
<b>TOTALS</b>	<b>24</b>	<b>0</b>	<b>495</b>	<b>117</b>	<b>245</b>	<b>.478</b>	<b>45</b>	<b>109</b>	<b>.413</b>	<b>21</b>	<b>27</b>	<b>.778</b>	<b>6</b>	<b>32</b>	<b>38</b>	<b>70</b>	<b>37</b>	<b>0</b>	<b>12</b>	<b>30</b>	<b>3</b>	<b>300</b>	<b>12.5</b>

## Cunningham, Dante

6-8 • Forward • Villanova

Signed as an unrestricted free agent December 4, 2014...Re-signed as unrestricted free agent July 9, 2015...Re-signed as an unrestricted free agent September 25, 2017...Traded to Brooklyn in exchange for Rashad Vaughn February 8, 2018.

YEAR	G	GS	MIN	FG	FGA	PCT	3P	3PA	PCT	FT	FTA	PCT	OFF	DEF	TOT	AST	PF	DQ	STL	TO	BLK	PTS	AVG
14-15	66	27	1652	155	339	.457	1	10	.100	29	47	.617	70	186	256	50	101	0	46	35	37	340	5.2
15-16	80	46	1971	186	412	.451	55	174	.316	57	82	.695	57	179	236	77	173	1	42	41	33	484	6.1
16-17	66	35	1649	174	359	.485	71	181	.392	16	27	.593	56	221	277	36	100	0	39	28	28	435	6.6
17-18	51	24	1115	99	225	.440	35	108	.324	30	36	.556	50	143	193	26	75	1	27	16	16	253	5.0
<b>TOTALS</b>	<b>263</b>	<b>132</b>	<b>6387</b>	<b>614</b>	<b>1335</b>	<b>.460</b>	<b>162</b>	<b>473</b>	<b>.342</b>	<b>122</b>	<b>192</b>	<b>.635</b>	<b>233</b>	<b>729</b>	<b>962</b>	<b>190</b>	<b>449</b>	<b>2</b>	<b>154</b>	<b>120</b>	<b>114</b>	<b>1512</b>	<b>5.7</b>

## Daniels, Antonio

6-4 • Guard • Bowling Green

Acquired along with a 2015 second round draft pick as part of a three team trade on December 9, 2008 that sent Mike James (NOH) and Jarvaris Crittenton (MEM) to Washington, with the Grizzlies receiving a 2010 first round draft pick...Traded to Minnesota in exchange for Bobby Brown and Darius Songaila on September 9, 2009.

YEAR	G	GS	MIN	FG	FGA	PCT	3P	3PA	PCT	FT	FTA	PCT	OFF	DEF	TOT	AST	PF	DQ	STL	TO	BLK	PTS	AVG
08-09	61	4	733	81	191	.424	17	49	.347	55	67	.821	5	50	55	130	41	0	19	49	1	234	3.8

## Daniels, Dyson

6-8 • Guard • Australia

Selected in the first round of the 2022 NBA Draft (8th pick) on June 23, 2022...Signed a multi-year contract on July 8, 2022

YEAR	G	GS	MIN	FG	FGA	PCT	3P	3PA	PCT	FT	FTA	PCT	OFF	DEF	TOT	AST	PF	DQ	STL	TO	BLK	PTS	AVG
22-23	59	11	1042	87	208	.418	27	86	.314	26	40	.650	36	152	188	134	99	0	43	57	11	227	3.8



# TEAM HISTORY

## Davis, Anthony

6-10 • Forward • Kentucky

Selected in the first round of the 2012 NBA Draft (1st pick) on June 28, 2012...Signed contract extension July 9, 2015...Traded to Los Angeles Lakers in exchange for Lonzo Ball, Josh Hart, Brandon Ingram, the draft rights to DeAndre Hunter, and two future first round picks on July 6, 2019.

YEAR	G	GS	MIN	FG	FGA	PCT	3P	3PA	PCT	FT	FTA	PCT	OFF	DEF	TOT	AST	PF	DQ	STL	TO	BLK	PTS	AVG
12-13	64	60	1846	349	676	.516	0	6	.000	169	225	.751	165	357	522	63	158	0	75	89	112	867	13.5
13-14	67	66	2358	522	1005	.519	2	9	.222	348	440	.791	207	466	673	105	200	1	89	109	189	1394	20.8
14-15	68	68	2455	642	1199	.535	1	12	.083	371	461	.805	173	523	696	149	141	0	100	95	200	1656	24.4
15-16	61	61	2164	560	1136	.493	35	108	.324	326	430	.758	130	497	627	116	148	0	78	121	125	1481	24.3
16-17	75	75	2708	770	1527	.504	40	134	.299	519	647	.802	174	712	886	157	168	0	94	181	167	2099	28.0
17-18	75	75	2727	780	1462	.534	55	162	.340	495	598	.828	187	645	832	174	159	2	115	162	193	2110	28.1
18-19	56	56	1850	530	1026	.517	48	145	.331	344	433	.794	174	498	672	218	132	0	88	112	135	1452	25.9
<b>TOTALS</b>	<b>466</b>	<b>461</b>	<b>16108</b>	<b>4153</b>	<b>8030</b>	<b>.517</b>	<b>48</b>	<b>145</b>	<b>.314</b>	<b>2572</b>	<b>3234</b>	<b>.795</b>	<b>1208</b>	<b>3698</b>	<b>4906</b>	<b>982</b>	<b>1106</b>	<b>3</b>	<b>639</b>	<b>869</b>	<b>1121</b>	<b>11059</b>	<b>23.7</b>

## Davis, Baron

6-3 • Guard • UCLA

Selected in the first round of the 1999 NBA Draft (3rd pick)...Traded to Golden State in exchange for Dale Davis, Speedy Claxton and cash considerations on Feb. 24, 2005.

YEAR	G	GS	MIN	FG	FGA	PCT	3P	3PA	PCT	FT	FTA	PCT	OFF	DEF	TOT	AST	PF	DQ	STL	TO	BLK	PTS	AVG
02-03	50	47	1889	332	798	.416	99	283	.350	93	131	.710	56	130	186	320	148	3	91	140	22	856	17.1
03-04	67	66	2686	554	1402	.395	187	582	.321	237	352	.673	66	221	287	501	178	2	158	215	27	1532	22.9
04-05	18	13	593	111	303	.366	44	137	.321	74	96	.771	16	51	67	129	52	0	31	38	4	340	18.9
<b>TOTALS</b>	<b>135</b>	<b>126</b>	<b>5168</b>	<b>997</b>	<b>2503</b>	<b>.398</b>	<b>330</b>	<b>1002</b>	<b>.329</b>	<b>404</b>	<b>579</b>	<b>.698</b>	<b>138</b>	<b>402</b>	<b>540</b>	<b>950</b>	<b>378</b>	<b>5</b>	<b>280</b>	<b>393</b>	<b>53</b>	<b>2728</b>	<b>20.2</b>

## Dejean-Jones, Bryce

6-6 • Guard • Iowa State

Signed to a 10-day contract on Jan. 21, 2016...Signed to a second 10-day contract on Feb. 1, 2016...Signed for the remainder of the 2015-16 season on Feb. 19, 2016.

YEAR	G	GS	MIN	FG	FGA	PCT	3P	3PA	PCT	FT	FTA	PCT	OFF	DEF	TOT	AST	PF	DQ	STL	TO	BLK	PTS	AVG
15-16	14	11	279	28	69	.406	12	32	.375	11	21	.524	8	40	48	15	17	0	10	11	2	79	5.6

## Diallo, Cheick

6-9 • Forward • Kansas

Acquired by New Orleans in exchange for the draft rights to David Michineau and Diamond Stone on June 23, 2016...Became an unrestricted free agent following the 2018-19 season.

YEAR	G	GS	MIN	FG	FGA	PCT	3P	3PA	PCT	FT	FTA	PCT	OFF	DEF	TOT	AST	PF	DQ	STL	TO	BLK	PTS	AVG
16-17	17	0	199	36	76	.474	--	--	--	15	21	.714	23	50	73	4	17	0	4	7	7	87	5.1
17-18	52	0	481	102	176	.580	--	--	--	50	66	.758	47	164	211	19	82	0	11	28	21	254	4.9
18-19	64	1	896	168	271	.620	1	4	.250	50	67	.746	75	257	332	33	113	0	29	49	33	387	6.0
<b>TOTALS</b>	<b>133</b>	<b>1</b>	<b>1676</b>	<b>306</b>	<b>523</b>	<b>.585</b>	<b>1</b>	<b>4</b>	<b>.250</b>	<b>115</b>	<b>154</b>	<b>.747</b>	<b>145</b>	<b>417</b>	<b>616</b>	<b>56</b>	<b>212</b>	<b>0</b>	<b>44</b>	<b>84</b>	<b>61</b>	<b>728</b>	<b>5.5</b>

## Dickau, Dan

6-0 • Guard • Gonzaga

Acquired from Dallas in exchange for Darrell Armstrong and a 2005 second round draft pick on Dec. 3, 2004...Traded to Boston for a 2006 second round pick on Sept. 30, 2005.

YEAR	G	GS	MIN	FG	FGA	PCT	3P	3PA	PCT	FT	FTA	PCT	OFF	DEF	TOT	AST	PF	DQ	STL	TO	BLK	PTS	AVG
04-05	67	46	2074	305	748	.408	84	242	.347	188	225	.836	34	145	179	346	200	3	76	144	4	882	13.2

## Douglas, Toney

6-2 • Guard • Florida State

Signed to a 10-day contract on February 4, 2015...Released February 19, 2015...Re-signed March 24, 2015...Waived July 31, 2015...Re-signed October 30, 2015...Waived July 12, 2016.

YEAR	G	GS	MIN	FG	FGA	PCT	3P	3PA	PCT	FT	FTA	PCT	OFF	DEF	TOT	AST	PF	DQ	STL	TO	BLK	PTS	AVG
14-15	12	0	177	19	51	.373	5	18	.278	8	13	.615	2	20	22	24	20	0	11	10	4	51	4.3
15-16	61	18	1262	183	445	.411	81	203	.399	84	99	.848	25	118	143	157	131	1	70	64	5	531	8.7
<b>TOTALS</b>	<b>73</b>	<b>18</b>	<b>1439</b>	<b>202</b>	<b>496</b>	<b>.407</b>	<b>86</b>	<b>221</b>	<b>.389</b>	<b>92</b>	<b>112</b>	<b>.821</b>	<b>27</b>	<b>138</b>	<b>165</b>	<b>181</b>	<b>151</b>	<b>1</b>	<b>81</b>	<b>74</b>	<b>9</b>	<b>582</b>	<b>8.0</b>

## Drew, Bryce

6-3 • Guard • Valparaiso

Signed as a free agent on July 24, 2001...Waived on Mar. 2, 2004.

YEAR	G	GS	MIN	FG	FGA	PCT	3P	3PA	PCT	FT	FTA	PCT	OFF	DEF	TOT	AST	PF	DQ	STL	TO	BLK	PTS	AVG
02-03	13	0	79	8	27	.296	3	7	.429	0	0	--	4	9	13	11	2	0	2	3	0	19	1.5
03-04	15	0	78	4	18	.222	1	7	.143	3	3	1.000	0	6	13	1	0	0	4	8	0	12	0.8
<b>TOTALS</b>	<b>28</b>	<b>0</b>	<b>157</b>	<b>12</b>	<b>45</b>	<b>.267</b>	<b>4</b>	<b>14</b>	<b>.286</b>	<b>3</b>	<b>3</b>	<b>1.000</b>	<b>4</b>	<b>15</b>	<b>19</b>	<b>24</b>	<b>3</b>	<b>0</b>	<b>6</b>	<b>11</b>	<b>0</b>	<b>31</b>	<b>1.1</b>

## Drew II, Larry

6-2 • Guard • UCLA

Signed as a free agent on March 15, 2018...Signed a second 10-day contract on March 26, 2018.

YEAR	G	GS	MIN	FG	FGA	PCT	3P	3PA	PCT	FT	FTA	PCT	OFF	DEF	TOT	AST	PF	DQ	STL	TO	BLK	PTS	AVG
17-18	7	0	55	6	17	.353	3	6	.500	--	--	--	2	0	2	8	4	0	0	2	0	15	2.1

## Dyson, Jerome

6-3 • Guard • Connecticut

Signed as a free agent on December 9, 2011...Re-signed by the Hornets on April 10, 2012...Signed for the remainder of the season on April 20, 2012.

YEAR	G	GS	MIN	FG	FGA	PCT	3P	3PA	PCT	FT	FTA	PCT	OFF	DEF	TOT	AST	PF	DQ	STL	TO	BLK	PTS	AVG
11-12	9	1	180	19	48	.396	1	8	.125	28	36	.778	2	17	19	18	19	0	11	20	2	67	7.4

## Edwards, Corsley

6-9 • Forward • Central Connecticut State

Signed as a free agent on Dec. 4, 2001...Waived on Jan. 3, 2005...Signed to a 10-day contract on Jan. 5, 2005...Became a free agent on Jan. 14, 2005.

YEAR	G	GS	MIN	FG	FGA	PCT	3P	3PA	PCT	FT	FTA	PCT	OFF	DEF	TOT	AST	PF	DQ	STL	TO	BLK	PTS	AVG
04-05	10	0	110	10	31	.323	0	0	--	7	12	.583	12	13	25	3	19	1	3	2	4	27	2.7

# TEAM HISTORY

## Ely, Melvin

6-9 • Forward/Center • Fresno State

Signed as a free agent by the Hornets on September 15, 2007...Became a free agent following the 2008-09 season...Re-signed as unrestricted free agent April 14, 2014...Traded to Washington in three-team trade with Houston, in exchange for Omri Caspi, Omri Caspi and cash considerations (from Houston), along with Alonzo Gee, Scotty Hopkins and a 2015 First Round Draft pick (from New Orleans to Houston) on July 15, 2015.

YEAR	G	GS	MIN	FG	FGA	PCT	3P	3PA	PCT	FT	FTA	PCT	OFF	DEF	TOT	AST	PF	DQ	STL	TO	BLK	PTS	AVG
07-08	52	1	621	85	180	.472	0	0	--	32	58	.552	28	117	145	22	79	0	7	42	18	202	3.9
08-09	31	4	375	37	95	.389	0	0	--	23	36	.639	30	34	64	18	58	0	2	23	9	97	3.1
13-14	2	0	27	3	6	5.000	0	0	--	0	0	--	0	1	1	0	5	0	0	0	1	6	3.0
<b>TOTALS</b>	<b>85</b>	<b>5</b>	<b>1021</b>	<b>125</b>	<b>281</b>	<b>.445</b>	<b>0</b>	<b>0</b>	<b>--</b>	<b>55</b>	<b>94</b>	<b>.585</b>	<b>58</b>	<b>152</b>	<b>210</b>	<b>40</b>	<b>142</b>	<b>0</b>	<b>9</b>	<b>65</b>	<b>28</b>	<b>305</b>	<b>3.6</b>

## Ennis, James

6-7 • Forward • Long Beach State

Signed to a 10-day contract on March 30, 2016...Signed for the remainder of the 2015-16 season on April 9, 2016...Became a free agent at the conclusion of the 2015-16 season.

YEAR	G	GS	MIN	FG	FGA	PCT	3P	3PA	PCT	FT	FTA	PCT	OFF	DEF	TOT	AST	PF	DQ	STL	TO	BLK	PTS	AVG
15-16	9	5	282	50	100	5.000	24	50	.480	19	24	.792	17	18	35	18	26	1	12	17	3	143	15.9

## Evans, Tyreke

6-6 • Guard • Memphis

Acquired from the Sacramento Kings as a part of a three team trade on July 10, 2013...Traded to Sacramento along with Langston Galloway and Buddy Hield in exchange for Omri Casspi and DeMarcus Cousins on February 20, 2017.

YEAR	G	GS	MIN	FG	FGA	PCT	3P	3PA	PCT	FT	FTA	PCT	OFF	DEF	TOT	AST	PF	DQ	STL	TO	BLK	PTS	AVG
13-14	72	22	2028	391	897	.436	21	95	.221	239	310	.771	76	265	341	363	155	0	84	175	21	1042	14.5
14-15	79	76	2690	521	1165	.447	69	227	.304	202	291	.694	82	334	416	521	198	3	100	246	97	1313	16.6
15-16	25	25	765	136	314	.433	33	85	.388	74	93	.796	20	109	129	164	66	0	32	73	8	379	15.2
16-17	26	0	474	91	227	.401	21	70	.300	45	58	.776	6	80	86	91	41	0	23	39	4	248	9.5
<b>TOTALS</b>	<b>202</b>	<b>123</b>	<b>5957</b>	<b>1139</b>	<b>2603</b>	<b>.438</b>	<b>144</b>	<b>477</b>	<b>.302</b>	<b>560</b>	<b>752</b>	<b>.745</b>	<b>184</b>	<b>788</b>	<b>972</b>	<b>1139</b>	<b>460</b>	<b>3</b>	<b>239</b>	<b>533</b>	<b>70</b>	<b>2982</b>	<b>14.8</b>

## Ewing, Jr., Patrick

6-8 • Forward • Georgetown

Signed a 10-day contract on March 26, 2011...Signed a contract for the rest of the 2010-2011 season...Waived on December 13, 2011.

YEAR	G	GS	MIN	FG	FGA	PCT	3P	3PA	PCT	FT	FTA	PCT	OFF	DEF	TOT	AST	PF	DQ	STL	TO	BLK	PTS	AVG
10-11	7	0	19	0	5	.000	0	2	.000	3	4	.750	1	1	2	2	1	0	0	1	1	3	0.4

## Favors, Derrick

6-10 • Forward/Center • Georgia Tech

Acquired from Utah in exchange for two future second round picks on July 7, 2019.

YEAR	G	GS	MIN	FG	FGA	PCT	3P	3PA	PCT	FT	FTA	PCT	OFF	DEF	TOT	AST	PF	DQ	STL	TO	BLK	PTS	AVG
19-20	51	49	1243	209	339	.617	1	7	.143	40	71	.563	163	338	501	81	107	0	30	55	46	459	9.0

## Fizer, Marcus

6-8 • Forward • Iowa State

Signed as a free agent on April 10, 2006...Became a free agent following the 2005-06 season.

YEAR	G	GS	MIN	FG	FGA	PCT	3P	3PA	PCT	FT	FTA	PCT	OFF	DEF	TOT	AST	PF	DQ	STL	TO	BLK	PTS	AVG
05-06	3	0	39	9	17	.529	1	1	1.000	1	2	.500	1	6	7	1	5	0	0	2	0	20	6.7

## Foote, Jeff

7-0 • Center • Cornell

Signed as a free agent to a 10-day contract on March 9, 2012.

YEAR	G	GS	MIN	FG	FGA	PCT	3P	3PA	PCT	FT	FTA	PCT	OFF	DEF	TOT	AST	PF	DQ	STL	TO	BLK	PTS	AVG
11-12	4	0	39	2	6	.333	0	0	--	0	0	---	1	5	6	0	5	0	0	2	1	4	1.0

## Frazier, Tim

6-1 • Guard • Penn State

Signed to a 10-day contract on March 16, 2016...Signed for the remainder of the 2015-16 season on March 26, 2016...Re-signed as unrestricted free agent July 22, 2016...Traded to Washington in exchange for the 52nd overall pick in the 2017 NBA Draft on June 21, 2017...Claimed off waivers on October 17, 2018...Waived on February 28, 2019.

YEAR	G	GS	MIN	FG	FGA	PCT	3P	3PA	PCT	FT	FTA	PCT	OFF	DEF	TOT	AST	PF	DQ	STL	TO	BLK	PTS	AVG
15-16	16	1	469	76	169	.450	13	31	.419	45	59	.763	15	56	71	120	42	0	23	38	1	210	13.1
16-17	65	35	1525	163	404	.403	40	128	.313	98	129	.760	34	139	173	335	133	1	56	101	6	464	7.1
18-19	47	17	909	88	195	.451	27	77	.351	32	41	.780	32	105	137	206	93	0	25	60	4	235	5.0
<b>TOTALS</b>	<b>128</b>	<b>53</b>	<b>2903</b>	<b>327</b>	<b>768</b>	<b>.426</b>	<b>80</b>	<b>236</b>	<b>.336</b>	<b>175</b>	<b>229</b>	<b>.764</b>	<b>81</b>	<b>300</b>	<b>381</b>	<b>661</b>	<b>268</b>	<b>1</b>	<b>104</b>	<b>199</b>	<b>11</b>	<b>909</b>	<b>7.1</b>

## Fredette, Jimmer

6-2 • Guard • Brigham Young

Signed as a free agent on July 22, 2014...Became a free agent at the conclusion of the 2014-15 season...Re-signed November 10, 2015...Waived November 19, 2015.

YEAR	G	GS	MIN	FG	FGA	PCT	3P	3PA	PCT	FT	FTA	PCT	OFF	DEF	TOT	AST	PF	DQ	STL	TO	BLK	PTS	AVG
14-15	50	0	509	63	166	.380	9	48	.188	43	45	.956	8	32	40	58	43	0	15	33	2	178	3.6
15-16	4	0	13	4	12	.333	0	1	.000	--	--	--	0	0	0	1	1	0	1	1	0	2	0.5
<b>TOTALS</b>	<b>54</b>	<b>0</b>	<b>522</b>	<b>64</b>	<b>170</b>	<b>.376</b>	<b>9</b>	<b>49</b>	<b>.184</b>	<b>43</b>	<b>45</b>	<b>.956</b>	<b>8</b>	<b>32</b>	<b>40</b>	<b>59</b>	<b>44</b>	<b>0</b>	<b>16</b>	<b>34</b>	<b>2</b>	<b>180</b>	<b>3.3</b>

## Freije, Matt

6-10 • Forward • Vanderbilt

Signed as a free agent on Nov. 19, 2004...Waived on Jan. 21, 2005.

YEAR	G	GS	MIN	FG	FGA	PCT	3P	3PA	PCT	FT	FTA	PCT	OFF	DEF	TOT	AST	PF	DQ	STL	TO	BLK	PTS	AVG
04-05	23	11	441	37	127	.291	14	54	.259	5	8	.625	16	45	61	20	40	1	13	17	2	93	4.0

## Gabriel, Wenyen

6-9 • Forward • Kentucky

Signed as a free agent on November 30, 2020.

YEAR	G	GS	MIN	FG	FGA	PCT	3P	3PA	PCT	FT	FTA	PCT	OFF	DEF	TOT	AST	PF	DQ	STL	TO	BLK	PTS	AVG
20-21	21	0	241	24	60	.400	13	32	.406	11	17	.647	20	34	54	11	32	1	9	15	8	72	3.4

## Galloway, Langston

6-2 • Guard • Saint Joseph's (PA)

Signed as a free agent on July 21, 2016...Traded to Sacramento along with Tyreke Evans and Buddy Hield in exchange for Omri Casspi and DeMarcus Cousins on February 20, 2017.

YEAR	G	GS	MIN	FG	FGA	PCT	3P	3PA	PCT	FT	FTA	PCT	OFF	DEF	TOT	AST	PF	DQ	STL	TO	BLK	PTS	AVG
16-17	55	0	1120	165	441	.374	101	268	.377	40	52	.769	20	101	121	65	76	0	40	28	5	471	8.6



# TEAM HISTORY

## Garcia, Alex

6-3 • Guard • Brazil

Claimed off of waivers from San Antonio on June 16, 2004...Waived on Dec. 27, 2004.

YEAR	G	GS	MIN	FG	FGA	PCT	3P	3PA	PCT	FT	FTA	PCT	OFF	DEF	TOT	AST	PF	DQ	STL	TO	BLK	PTS	AVG
04-05	8	5	146	18	52	.346	5	18	.278	3	4	.750	7	8	15	18	15	0	4	8	1	44	5.5

## Gee, Alonzo

6-6 • Forward • Alabama

Signed as a free agent on July 16, 2015...Waived on October 24, 2016.

YEAR	G	GS	MIN	FG	FGA	PCT	3P	3PA	PCT	FT	FTA	PCT	OFF	DEF	TOT	AST	PF	DQ	STL	TO	BLK	PTS	AVG
15-16	73	38	1632	132	255	.518	17	60	.283	44	66	.667	60	185	245	72	169	2	63	55	13	325	4.5

## Goodwin, Archie

6-5 • Guard • Kentucky

Signed as a free agent on November 7, 2016...Waived on November 20, 2016.

YEAR	G	GS	MIN	FG	FGA	PCT	3P	3PA	PCT	FT	FTA	PCT	OFF	DEF	TOT	AST	PF	DQ	STL	TO	BLK	PTS	AVG
16-17	3	0	30	2	5	.400	1	2	.500	10	10	1.000	0	0	0	1	1	0	0	0	1	15	5.0

## Gordon, Eric

6-4 • Guard • Indiana

Acquired from the LA Clippers along with Al-Farouq Aminu, Chris Kaman and a 2012 first round draft pick for Chris Paul and two 2015 second round draft picks...Re-signed as a restricted free agent on July 14, 2012...Exercised player option for 2015-16 season on June 18, 2015...Became an unrestricted free agent at the conclusion of the 2015-16 season.

YEAR	G	GS	MIN	FG	FGA	PCT	3P	3PA	PCT	FT	FTA	PCT	OFF	DEF	TOT	AST	PF	DQ	STL	TO	BLK	PTS	AVG
11-12	9	9	310	63	140	.450	10	40	.250	49	65	.754	2	23	25	31	20	0	13	24	4	185	20.6
12-13	42	40	1264	235	584	.402	56	173	.324	187	222	.842	10	67	77	137	75	1	45	117	8	713	17.0
13-14	64	64	2057	356	817	.436	101	258	.391	175	223	.785	30	135	165	208	114	2	74	134	12	988	15.4
14-15	61	60	2018	285	694	.411	141	315	.448	107	133	.805	28	131	159	229	145	0	50	122	14	818	13.4
15-16	45	44	1481	231	552	.418	113	294	.384	111	125	.888	10	89	99	121	98	0	43	73	14	686	15.2
TOTALS	221	217	7130	1170	2787	.420	421	1080	.390	629	768	.819	80	445	525	726	452	3	225	470	52	3390	15.3

## Graham, Devonte'

6-1 • Guard • Kansas

Acquired from Charlotte in exchange for forward Wes Iwundu, a future protected first round draft pick, and cash considerations on August 7, 2021...Traded to San Antonio in exchange for Josh Richardson on February 9, 2023.

YEAR	G	GS	MIN	FG	FGA	PCT	3P	3PA	PCT	FT	FTA	PCT	OFF	DEF	TOT	AST	PF	DQ	STL	TO	BLK	PTS	AVG
21-22	76	63	2162	296	815	.363	192	563	.341	118	140	.843	37	140	177	316	95	0	71	105	12	902	11.9
22-23	53	0	811	85	231	.368	66	190	.347	44	59	.746	12	60	72	116	48	0	30	27	10	280	7.4
TOTALS	129	63	2973	381	1046	.364	258	753	.343	162	199	.814	49	200	249	432	143	0	101	132	22	1182	9.2

## Gray, Aaron

7-0 • Center • Pittsburgh

Acquired from Chicago in exchange for Devin Brown on Jan. 25, 2010...Signed as a free agent on July 15, 2010...Became a free agent following the 2010-11 season.

YEAR	G	GS	MIN	FG	FGA	PCT	3P	3PA	PCT	FT	FTA	PCT	OFF	DEF	TOT	AST	PF	DQ	STL	TO	BLK	PTS	AVG
09-10	24	0	261	34	61	.557	0	0	.000	18	21	.857	40	50	90	20	44	0	9	17	11	86	3.6
10-11	41	6	531	56	99	.566	0	0	.000	17	34	.500	59	112	171	16	96	2	11	32	12	129	3.1
TOTALS	65	6	792	90	160	.562	0	0	.000	35	55	.636	99	162	261	36	140	2	20	49	23	215	3.3

## Gray, Josh

6-1 • Guard • Louisiana State

Signed a two-way contract on July 24, 2019...Traded to Oklahoma City along with Zylan Cheatham, Darius Miller, and Kenrich Williams as part of a four team trade that also sent Jrue Holiday to Milwaukee in exchange for Steven Adams (from Oklahoma City), Eric Bledsoe, and two future first round draft picks and the rights to swap two additional first round picks (from Milwaukee).

YEAR	G	GS	MIN	FG	FGA	PCT	3P	3PA	PCT	FT	FTA	PCT	OFF	DEF	TOT	AST	PF	DQ	STL	TO	BLK	PTS	AVG	
19-20	2	0	23	1	2	.500	0	0	---	0	0	---	1	1	2	2	1	0	0	0	5	0	2	1.0

## Green, Willie

6-4 • Guard • Detroit Mercy

Acquired from Philadelphia with Jason Smith for Craig Brackins and Darius Songaila on September 23, 2010...Became a free agent following the 2010-11 season.

YEAR	G	GS	MIN	FG	FGA	PCT	3P	3PA	PCT	FT	FTA	PCT	OFF	DEF	TOT	AST	PF	DQ	STL	TO	BLK	PTS	AVG
10-11	77	13	1674	270	609	.445	54	155	.348	78	100	.780	22	139	161	74	145	0	36	67	13	672	8.7

## Hamilton, Jordan

6-7 • Forward • Texas

Signed to a 10-day contract on March 25, 2016...Signed for the remainder of the 2015-16 season on April 4, 2016.

YEAR	G	GS	MIN	FG	FGA	PCT	3P	3PA	PCT	FT	FTA	PCT	OFF	DEF	TOT	AST	PF	DQ	STL	TO	BLK	PTS	AVG
15-16	11	4	304	49	116	.422	13	45	.289	14	21	.667	12	50	62	25	24	0	8	17	3	125	11.4

## Harper, Jared

5-10 • Guard • Auburn

Signed as a free agent on September 23, 2021...Waived on October 9, 2021...Signed to a two-way contract on December 21, 2021...Waived on January 9, 2022...Signed to a two-way contract on March 29, 2022.

YEAR	G	GS	MIN	FG	FGA	PCT	3P	3PA	PCT	FT	FTA	PCT	OFF	DEF	TOT	AST	PF	DQ	STL	TO	BLK	PTS	AVG
21-22	5	0	43	14	26	.538	5	12	.417	4	4	1.000	2	0	2	14	5	0	4	2	1	37	7.4

## Harrington, Junior

6-4 • Guard • Wingate

Signed as a free agent on Sept. 30, 2004. Waived on Jan. 21, 2005. Signed to a 10-day contract on Jan. 28, 2005. Became a free agent on Feb. 6, 2005.

YEAR	G	GS	MIN	FG	FGA	PCT	3P	3PA	PCT	FT	FTA	PCT	OFF	DEF	TOT	AST	PF	DQ	STL	TO	BLK	PTS	AVG
04-05	29	7	550	64	178	.360	6	19	.316	29	35	.829	13	50	63	62	72	1	25	41	5	163	5.6

# TEAM HISTORY

## Harris, Terrel

6-5 • Guard • Oklahoma State

Signed as a free agent to a 10-day contract on March 8, 2013...Signed to a second 10-day contract on March 18, 2013...Signed for the remainder of the season on March 28, 2013.

YEAR	G	GS	MIN	FG	FGA	PCT	3P	3PA	PCT	FT	FTA	PCT	OFF	DEF	TOT	AST	PF	DQ	STL	TO	BLK	PTS	AVG
12-13	13	0	108	2	19	.105	0	7	.000	1	2	.500	0	17	17	7	14	0	2	13	3	5	0.4

## Harrison, Andrew

6-6 • Guard • Kentucky

Signed to a two-way contract on December 5, 2018...Waived on January 8, 2019.

YEAR	G	GS	MIN	FG	FGA	PCT	3P	3PA	PCT	FT	FTA	PCT	OFF	DEF	TOT	AST	PF	DQ	STL	TO	BLK	PTS	AVG
18-19	6	0	38	3	12	.250	2	10	.200	1	2	.500	2	3	5	7	7	0	0	2	0	9	1.5

## Hart, Jason

6-3 • Guard • Syracuse

Signed as a free agent to a 10-day contract on Feb. 5, 2010.

YEAR	G	GS	MIN	FG	FGA	PCT	3P	3PA	PCT	FT	FTA	PCT	OFF	DEF	TOT	AST	PF	DQ	STL	TO	BLK	PTS	AVG
09-10	4	0	17	1	1	1.000	0	0	--	0	0	--	0	2	2	5	4	0	1	3	1	2	0.5

## Hart, Josh

6-5 • Guard • Villanova

Acquired along with Lonzo Ball, Brandon Ingram, the draft rights to the fourth overall pick in the 2019 NBA Draft, De'Andre Hunter, and two future first round draft picks in exchange for Anthony Davis on July 6, 2019...Re-signed to a multi-year contract August 19, 2021...Traded to Portland along with Nickeil Alexander-Walker, Didi Louzada, Tomás Satoransky, a protected 2022 first round draft pick, and two future second round draft picks in exchange for CJ McCollum, Larry Nance Jr. and Tony Snell on February 8, 2022.

YEAR	G	GS	MIN	FG	FGA	PCT	3P	3PA	PCT	FT	FTA	PCT	OFF	DEF	TOT	AST	PF	DQ	STL	TO	BLK	PTS	AVG
19-20	65	16	1755	225	532	.423	121	354	.342	85	115	.739	61	364	425	108	160	2	63	75	23	656	10.1
20-21	47	4	1349	151	344	.439	63	193	.326	69	89	.775	53	324	377	109	111	0	38	49	12	434	9.5
21-22	41	40	1374	195	386	.505	42	130	.323	116	154	.753	53	265	318	168	118	1	45	81	11	548	13.4
TOTALS	153	60	4478	571	1262	.452	226	677	.334	270	358	.754	167	953	1120	385	389	3	146	205	46	2918	10.7

## Haston, Kirk

6-9 • Forward • Indiana

Selected in the first round (16th overall) of the 2001 NBA Draft...Waived on Oct. 29, 2003.

YEAR	G	GS	MIN	FG	FGA	PCT	3P	3PA	PCT	FT	FTA	PCT	OFF	DEF	TOT	AST	PF	DQ	STL	TO	BLK	PTS	AVG
02-03	12	0	57	21	17	.118	0	3	.000	2	4	.500	0	7	7	3	10	0	0	7	5	6	0.5

## Hayes, Jaxson

6-11 • Center • Texas

Draft rights acquired, along with draft rights to Nickeil Alexander-Walker and Marcos Louzada Silva, in exchange for the draft rights to De'Andre Hunter, Solomon Hill, and a future second-round draft pick on July 6, 2019...Became a free agent after the 2022-23 season.

YEAR	G	GS	MIN	FG	FGA	PCT	3P	3PA	PCT	FT	FTA	PCT	OFF	DEF	TOT	AST	PF	DQ	STL	TO	BLK	PTS	AVG
19-20	64	14	1080	174	259	.672	1	4	.250	123	190	.647	97	162	259	56	161	1	26	53	55	472	7.4
20-21	60	3	964	175	280	.625	6	14	.429	95	120	.775	92	165	267	35	101	0	25	39	38	449	7.5
21-22	70	28	1398	245	398	.616	20	57	.351	144	188	.766	115	200	315	43	155	1	33	54	55	654	9.3
22-23	47	2	610	86	156	.551	3	29	.103	58	83	.699	39	93	132	34	67	0	20	31	19	233	5.0
TOTALS	241	47	4052	680	1093	.622	30	104	.288	418	581	.719	343	620	963	168	484	2	104	177	167	1808	7.5

## Henry, Xavier

6-6 • Guard • Kansas

Acquired from Memphis in exchange for a 2013 second round pick on January 4, 2012...Rights were renounced following the 2012-13 season.

YEAR	G	GS	MIN	FG	FGA	PCT	3P	3PA	PCT	FT	FTA	PCT	OFF	DEF	TOT	AST	PF	DQ	STL	TO	BLK	PTS	AVG
11-12	45	0	759	90	228	.395	7	17	.412	52	85	.612	24	82	106	35	59	0	26	35	8	239	5.3
12-13	50	2	625	66	161	.410	4	11	.364	58	92	.630	21	69	90	13	72	0	16	31	5	194	3.9
TOTALS	95	2	1384	156	389	.401	11	28	.393	110	177	.621	45	151	196	48	131	0	42	66	13	433	4.6

## Hernangómez, Willy

6-11 • Center • Spain

Signed as a free agent on November 30, 2020...Re-signed to a multi-year contract August 16, 2021...Became a free agent after the 2022-23 season.

YEAR	G	GS	MIN	FG	FGA	PCT	3P	3PA	PCT	FT	FTA	PCT	OFF	DEF	TOT	AST	PF	DQ	STL	TO	BLK	PTS	AVG
20-21	47	12	846	151	268	.563	1	10	.100	62	93	.667	117	217	334	50	68	0	22	34	23	365	7.8
21-22	50	8	839	170	327	.520	4	12	.333	109	141	.773	143	195	338	63	97	0	21	51	19	453	9.1
22-23	38	2	458	89	169	.527	3	11	.273	81	104	.779	58	122	180	33	64	0	17	39	13	262	6.9
TOTALS	135	22	2143	410	764	.537	8	33	.242	252	338	.746	318	534	852	146	229	0	60	124	55	1080	8.0

## Hield, Buddy

6-4 • Guard • Oklahoma

Selected in the first round of the 2016 NBA Draft (6th pick) on June 22, 2016...Traded to Sacramento along with Tyreke Evans and Langston Galloway in exchange for Omri Casspi and DeMarcus Cousins on February 20, 2017.

YEAR	G	GS	MIN	FG	FGA	PCT	3P	3PA	PCT	FT	FTA	PCT	OFF	DEF	TOT	AST	PF	DQ	STL	TO	BLK	PTS	AVG
16-17	57	37	1161	185	472	.392	89	241	.369	29	33	.879	19	147	166	77	81	0	18	48	7	488	8.6

## Hill, Solomon

6-7 • Forward • Arizona

Signed as a free agent on July 21, 2016...Traded to Atlanta along with the draft rights to De'Andre Hunter and Jordan Bone, and a future second-round draft pick, in exchange for the draft rights to Jaxson Hayes, Nickeil Alexander-Walker and Marcos Louzada Silva on July 7, 2019.

YEAR	G	GS	MIN	FG	FGA	PCT	3P	3PA	PCT	FT	FTA	PCT	OFF	DEF	TOT	AST	PF	DQ	STL	TO	BLK	PTS	AVG
16-17	80	71	2374	183	477	.384	94	270	.348	103	128	.805	51	256	307	141	182	0	71	82	32	563	7.0
17-18	12	1	187	11	41	.268	4	21	.190	3	6	.500	9	27	36	22	22	0	7	9	1	29	2.4
18-19	44	15	878	68	178	.382	32	101	.317	23	32	.719	34	99	133	55	80	0	23	31	10	191	4.3
TOTALS	136	87	3439	262	697	.376	130	392	.332	129	166	.777	94	382	476	218	284	0	102	122	43	783	5.8



# TEAM HISTORY

## Holiday, Jruce

6-4 • Guard • UCLA

Acquired in a trade from the Philadelphia 76ers along with Pierre Jackson in exchange for Nerlens Noel and a 2014 1st round draft pick on July 12, 2013...Re-signed to a multi-year contract July 6, 2017...Traded to Milwaukee as part of a four team trade that also sent Zylan Cheatham, Josh Gray, Darius Miller, and Kenrich Williams to Oklahoma City in exchange for Steven Adams (from Oklahoma City), Eric Bledsoe, and two future first round draft picks and the rights to swap two additional first round picks (from Milwaukee).

YEAR	G	GS	MIN	FG	FGA	PCT	3P	3PA	PCT	FT	FTA	PCT	OFF	DEF	TOT	AST	PF	DQ	STL	TO	BLK	PTS	AVG
13-14	34	34	1143	203	454	.447	30	77	.390	51	63	.810	28	114	142	268	92	0	56	105	12	487	14.3
14-15	40	37	1303	238	524	.446	51	135	.378	65	76	.855	32	103	135	274	110	1	63	91	23	592	14.8
15-16	65	23	1831	410	935	.439	87	259	.336	182	216	.843	27	168	195	391	148	1	88	167	22	1089	16.8
16-17	67	61	2190	405	894	.453	100	281	.356	119	168	.708	46	219	264	488	133	0	100	194	43	1029	15.4
17-18	81	80	2927	615	1244	.494	120	356	.337	187	238	.786	62	303	365	486	201	1	123	213	64	1537	19.0
18-19	67	67	2402	547	1159	.472	118	363	.325	208	271	.768	75	259	334	518	148	2	109	210	54	1420	21.2
19-20	61	61	2117	458	1006	.455	122	346	.353	129	182	.709	77	216	293	408	145	0	99	184	48	1167	19.1
<b>TOTALS</b>	<b>415</b>	<b>364</b>	<b>13913</b>	<b>2876</b>	<b>6225</b>	<b>.462</b>	<b>628</b>	<b>1817</b>	<b>.346</b>	<b>941</b>	<b>1214</b>	<b>.775</b>	<b>347</b>	<b>1321</b>	<b>1728</b>	<b>2833</b>	<b>977</b>	<b>5</b>	<b>638</b>	<b>1164</b>	<b>267</b>	<b>7321</b>	<b>17.6</b>

## Ingram, Brandon

6-8 • Forward • Duke

Acquired along with Lonzo Ball, Josh Hart, the draft rights to the fourth overall pick in the 2019 NBA Draft, De'Andre Hunter, and two future first round draft picks in exchange for Anthony Davis on July 6, 2019...Re-signed to a multi-year contract November 30, 2020.

YEAR	G	GS	MIN	FG	FGA	PCT	3P	3PA	PCT	FT	FTA	PCT	OFF	DEF	TOT	AST	PF	DQ	STL	TO	BLK	PTS	AVG
19-20	62	62	2104	507	1096	.463	150	384	.391	313	368	.851	51	329	380	259	179	4	61	189	38	1477	23.8
20-21	61	61	2093	513	1101	.466	143	375	.381	281	320	.878	34	265	299	296	124	0	42	154	36	1450	23.8
21-22	55	55	1869	453	983	.461	74	226	.327	266	322	.826	35	285	320	307	119	0	34	151	26	1146	22.7
22-23	45	45	1538	404	835	.484	64	164	.390	240	272	.882	23	223	246	262	116	0	32	148	19	1122	24.7
<b>TOTALS</b>	<b>223</b>	<b>223</b>	<b>7604</b>	<b>1877</b>	<b>4015</b>	<b>.467</b>	<b>431</b>	<b>1149</b>	<b>.375</b>	<b>1100</b>	<b>1282</b>	<b>.858</b>	<b>143</b>	<b>1102</b>	<b>1245</b>	<b>1124</b>	<b>538</b>	<b>4</b>	<b>169</b>	<b>642</b>	<b>119</b>	<b>5285</b>	<b>23.7</b>

## Iwundu, Wes

6-6 • Forward • Kansas State

Acquired from Dallas with James Johnson and a 2021 second-round draft pick from Dallas in exchange for JJ Redick and Nicolò Melli...Traded along with a future protected first round draft pick and cash considerations to Charlotte in a three-team deal that sent Steven Adams, Eric Bledsoe, and the draft rights to Zaire Williams and Jared Butler and a 2022 protected first round pick to Memphis in exchange for Jonas Valanciunas, Devonte' Graham and the draft rights to Trey Murphy III and Brandon Boston.

YEAR	G	GS	MIN	FG	FGA	PCT	3P	3PA	PCT	FT	FTA	PCT	OFF	DEF	TOT	AST	PF	DQ	STL	TO	BLK	PTS	AVG
20-21	18	1	251	17	50	.340	2	18	.111	14	17	.824	9	37	46	8	23	0	6	13	1	50	2.8

## Jack, Jarrett

6-3 • Guard • Georgia Tech

Acquired from Toronto with David Anderson and Marcus Banks in exchange for Jerrid Bayless and Peja Stojakovic on November 20, 2010...Traded to the Golden State Warriors in a three team deal on July 11, 2012...Signed a 10-day contract on February 24, 2017.

YEAR	G	GS	MIN	FG	FGA	PCT	3P	3PA	PCT	FT	FTA	PCT	OFF	DEF	TOT	AST	PF	DQ	STL	TO	BLK	PTS	AVG
10-11	70	2	1375	212	516	.412	29	84	.345	142	168	.845	14	117	131	183	77	0	40	76	6	595	8.5
11-12	45	39	1530	266	583	.456	39	112	.348	129	148	.872	23	153	176	285	93	0	31	106	9	700	15.6
16-17	2	0	33	2	3	.667	0	1	.000	2	2	1.000	0	0	0	5	4	0	2	3	0	6	3.0
<b>TOTALS</b>	<b>117</b>	<b>41</b>	<b>2938</b>	<b>480</b>	<b>110</b>	<b>.436</b>	<b>68</b>	<b>197</b>	<b>.345</b>	<b>273</b>	<b>318</b>	<b>.858</b>	<b>37</b>	<b>270</b>	<b>307</b>	<b>473</b>	<b>174</b>	<b>0</b>	<b>73</b>	<b>185</b>	<b>15</b>	<b>1301</b>	<b>11.1</b>

## Jackson, Bobby

6-1 • Guard • Minnesota

Signed as a free agent on July 26, 2006...Traded to Houston on February 21, 2008, in a three team trade that acquired Bonzi Wells, Mike James and cash considerations (from Houston), sent Jackson, Adam Haluska, a 2008 second round draft pick (from New Orleans) and the rights to Sergei Lishouk (from Memphis) to Houston, and forward Marcus Vinicius, the rights to Malick Badiane and cash considerations (from Houston) to Memphis.

YEAR	G	GS	MIN	FG	FGA	PCT	3P	3PA	PCT	FT	FTA	PCT	OFF	DEF	TOT	AST	PF	DQ	STL	TO	BLK	PTS	AVG
06-07	56	2	1330	204	518	.394	54	165	.327	130	168	.774	42	136	178	141	98	0	50	78	6	592	10.6
07-08	46	0	891	116	296	.392	53	144	.368	40	49	.816	23	87	110	76	59	0	32	31	3	325	7.1
<b>TOTALS</b>	<b>102</b>	<b>2</b>	<b>2221</b>	<b>320</b>	<b>814</b>	<b>.393</b>	<b>107</b>	<b>309</b>	<b>.346</b>	<b>170</b>	<b>217</b>	<b>.783</b>	<b>65</b>	<b>223</b>	<b>288</b>	<b>217</b>	<b>157</b>	<b>0</b>	<b>82</b>	<b>109</b>	<b>9</b>	<b>917</b>	<b>9.0</b>

## Jackson, Frank

6-3 • Guard • Duke

Acquired from Charlotte in exchange for draft rights to Dwayne Bacon and cash considerations on June 22, 2017...Became a free agent after the 2019-20 season.

YEAR	G	GS	MIN	FG	FGA	PCT	3P	3PA	PCT	FT	FTA	PCT	OFF	DEF	TOT	AST	PF	DQ	STL	TO	BLK	PTS	AVG
18-19	61	16	1169	194	447	.434	53	169	.314	54	73	.740	25	109	134	69	92	0	25	48	2	495	8.1
19-20	59	2	797	134	331	.405	47	144	.326	56	75	.747	22	61	83	61	77	0	17	49	4	371	6.3
<b>TOTALS</b>	<b>120</b>	<b>18</b>	<b>1966</b>	<b>328</b>	<b>778</b>	<b>.422</b>	<b>100</b>	<b>313</b>	<b>.319</b>	<b>110</b>	<b>148</b>	<b>.743</b>	<b>47</b>	<b>170</b>	<b>217</b>	<b>130</b>	<b>169</b>	<b>0</b>	<b>42</b>	<b>97</b>	<b>6</b>	<b>866</b>	<b>7.2</b>

## Jackson, Marc

6-10 • Center • Temple

Acquired along with Linton Johnson from the New Jersey Nets in exchange for Bostjan Nachbar on Feb. 23, 2006...Became a free agent following the 2006-07 season.

YEAR	G	GS	MIN	FG	FGA	PCT	3P	3PA	PCT	FT	FTA	PCT	OFF	DEF	TOT	AST	PF	DQ	STL	TO	BLK	PTS	AVG
05-06	27	10	594	108	221	.489	1	2	.500	28	34	.824	56	72	128	22	56	1	8	37	2	245	9.1
06-07	56	25	1025	15	388	.410	0	1	.000	103	103	.874	62	130	192	58	89	0	21	65	7	408	7.3
<b>TOTALS</b>	<b>83</b>	<b>35</b>	<b>1619</b>	<b>123</b>	<b>609</b>	<b>.438</b>	<b>1</b>	<b>3</b>	<b>.333</b>	<b>118</b>	<b>137</b>	<b>.86</b>	<b>118</b>	<b>202</b>	<b>320</b>	<b>80</b>	<b>145</b>	<b>1</b>	<b>29</b>	<b>102</b>	<b>9</b>	<b>653</b>	<b>7.9</b>

## Jacobson, Casey

6-6 • Guard/Forward • Stanford

Acquired from Phoenix along with Maciej Lampe and Jackson Vroman in exchange for Jim Jackson and a 2005 second round draft pick on Jan. 21, 2005...Became a free agent after the 2004-05 season.

YEAR	G	GS	MIN	FG	FGA	PCT	3P	3PA	PCT	FT	FTA	PCT	OFF	DEF	TOT	AST	PF	DQ	STL	TO	BLK	PTS	AVG
04-05	44	1	1030	100	251	.398	32	88	.364	103	130	.792	18	82	100	76	48	0	22	44	7	335	7.6

## James, Mike

6-2 • Guard • Duquesne

Acquired along with Bonzi Wells and cash considerations (from Houston) in a three-team trade that sent Bobby Jackson, Adam Haluska, a 2008 second round draft pick (from New Orleans) and the rights to Sergei Lishouk (from Memphis) to Houston, and forward Marcus Vinicius (from New Orleans), the rights to Malick Badiane and cash considerations (from Houston) to Memphis on Feb. 21, 2008...Traded in exchange for Antonio Daniels from Washington on December 9, 2008.

YEAR	G	GS	MIN	FG	FGA	PCT	3P	3PA	PCT	FT	FTA	PCT	OFF	DEF	TOT	AST	PF	DQ	STL	TO	BLK	PTS	AVG
07-08	21	0	183	22	64	.344	7	23	.304	6	6	1.000	3	14	17	6	12	0	4	7	0	57	2.7
08-09	8	0	74	8	25	.320	3	4	.750	1	2	.500	1	6	7	8	7	0	2	3	0	20	2.5
<b>TOTALS</b>	<b>29</b>	<b>0</b>	<b>257</b>	<b>30</b>	<b>89</b>	<b>.337</b>	<b>10</b>	<b>27</b>	<b>.370</b>	<b>7</b>	<b>8</b>	<b>.875</b>	<b>4</b>	<b>20</b>	<b>24</b>	<b>14</b>	<b>19</b>	<b>0</b>	<b>6</b>	<b>10</b>	<b>0</b>	<b>77</b>	<b>2.7</b>

# TEAM HISTORY

## James, Mike

6-1 • Guard • Lamar

Signed to a 10-way contract on January 14, 2018...Waived on February 10, 2018.

YEAR	G	GS	MIN	FG	FGA	PCT	3P	3PA	PCT	FT	FTA	PCT	OFF	DEF	TOT	AST	PF	DQ	STL	TO	BLK	PTS	AVG
17-18	4	0	18	2	9	.222	0	1	.000	--	--	---	1	0	1	6	3	0	1	1	0	4	1.0

## Johnson, Alize

6-7 • Forward • Missouri State

Signed to a 10-day contract on March 2, 2022...Signed to a 10-day contract via the COVID hardship exemption on March 12, 2022.

YEAR	G	GS	MIN	FG	FGA	PCT	3P	3PA	PCT	FT	FTA	PCT	OFF	DEF	TOT	AST	PF	DQ	STL	TO	BLK	PTS	AVG
21-22	4	0	28	3	10	.300	0	0	---	3	4	.750	7	6	13	1	3	0	2	1	0	9	2.3

## Johnson, Carliddell "Squeaky"

5-11 • Guard • UAB

Signed as a free agent on December 9, 2011...Waived on February 7, 2012.

YEAR	G	GS	MIN	FG	FGA	PCT	3P	3PA	PCT	FT	FTA	PCT	OFF	DEF	TOT	AST	PF	DQ	STL	TO	BLK	PTS	AVG
11-12	15	0	119	11	35	.314	4	15	.267	1	3	.333	1	8	9	22	11	0	8	7	0	27	1.8

## Johnson, Chris

6-11 • Center • Louisiana State

Claimed off waivers on March 19, 2012...Waived on April 18, 2012.

YEAR	G	GS	MIN	FG	FGA	PCT	3P	3PA	PCT	FT	FTA	PCT	OFF	DEF	TOT	AST	PF	DQ	STL	TO	BLK	PTS	AVG
11-12	7	0	82	9	18	.5000	0	.000	5	7	.714	7	15	22	1	13	05	8	123	3	3	3	3.3

## Johnson, James

6-7 • Forward • Wake Forest

Acquired from Dallas with Wes Iwundu and a 2021 second-round draft pick from Dallas in exchange for JJ Redick and Nicolò Melli.

YEAR	G	GS	MIN	FG	FGA	PCT	3P	3PA	PCT	FT	FTA	PCT	OFF	DEF	TOT	AST	PF	DQ	STL	TO	BLK	PTS	AVG
20-21	22	11	539	79	182	.434	16	60	.267	28	47	.596	18	73	91	48	61	0	18	28	19	202	9.2

## Johnson III, Linton

6-8 • Forward • Tulane

Acquired along with Marc Jackson from the New Jersey Nets in exchange for Bostjan Nachbar on Feb. 23, 2006...Became a free agent following the 2006-07 season.

YEAR	G	GS	MIN	FG	FGA	PCT	3P	3PA	PCT	FT	FTA	PCT	OFF	DEF	TOT	AST	PF	DQ	STL	TO	BLK	PTS	AVG
05-06	27	7	489	56	139	.403	13	36	.361	17	23	.739	40	75	115	12	54	2	10	24	12	142	5.3
06-07	54	0	720	93	190	.489	10	30	.333	30	37	.811	52	111	163	18	101	0	33	27	18	226	4.2
TOTALS	81	7	1209	149	329	.453	23	66	.348	47	60	.783	92	186	278	30	155	2	43	51	30	368	4.5

## Johnson, Orlando

6-5 • Guard • University of California-Santa Barbara

Signed to a 10-day contract on March 9, 2016.

YEAR	G	GS	MIN	FG	FGA	PCT	3P	3PA	PCT	FT	FTA	PCT	OFF	DEF	TOT	AST	PF	DQ	STL	TO	BLK	PTS	AVG
15-16	5	1	54	4	17	.235	1	5	.200	1	2	.500	1	5	6	2	4	0	1	3	0	10	2.0

## Johnson, Stanley

6-7 • Forward • Arizona

Acquired from Milwaukee along with Jason Smith and four second round draft picks in exchange for Nikola Mirovic on February 7, 2019...Became an unrestricted free agent at the conclusion of the 2018-19 season.

YEAR	G	GS	MIN	FG	FGA	PCT	3P	3PA	PCT	FT	FTA	PCT	OFF	DEF	TOT	AST	PF	DQ	STL	TO	BLK	PTS	AVG
18-19	18	0	247	38	91	.418	11	34	.324	9	13	.692	9	33	42	28	22	0	12	26	1	96	5.3

## Johnson, Trey

6-5 • Guard • Jackson State

Signed as a free agent on December 9, 2011...Waived on January 27, 2012.

YEAR	G	GS	MIN	FG	FGA	PCT	3P	3PA	PCT	FT	FTA	PCT	OFF	DEF	TOT	AST	PF	DQ	STL	TO	BLK	PTS	AVG
11-12	11	0	61	8	14	.571	0	0	.000	5	5	1.000	3	9	12	4	10	0	1	5	0	21	1.9

## Johnson, Wesley

6-7 • Forward • Syracuse

Acquired from the Los Angeles Clippers in exchange for Alexis Ajinca on October 15, 2018...Traded to Washington in exchange for Markieff Morris, cash considerations, and a second round draft pick on February 7, 2019.

YEAR	G	GS	MIN	FG	FGA	PCT	3P	3PA	PCT	FT	FTA	PCT	OFF	DEF	TOT	AST	PF	DQ	STL	TO	BLK	PTS	AVG
18-19	26	13	377	35	88	.398	19	50	.380	6	9	.667	10	44	54	16	45	1	12	12	7	95	3.7

## Jones, Herbert

6-7 • Guard/Forward • Alabama

Selected in the second round of the 2021 NBA Draft (35th pick) on July 30, 2021...Re-signed to a multi-year contract on July 6, 2023.

YEAR	G	GS	MIN	FG	FGA	PCT	3P	3PA	PCT	FT	FTA	PCT	OFF	DEF	TOT	AST	PF	DQ	STL	TO	BLK	PTS	AVG
21-22	78	69	2335	274	576	.476	57	169	.337	137	163	.840	98	198	296	167	238	5	130	100	60	742	9.5
22-23	66	66	1951	235	501	.469	56	167	.335	123	161	.764	97	132	269	162	208	0	103	88	42	649	9.8
TOTALS	144	135	4286	509	1077	.473	113	336	.336	260	324	.802	195	370	565	329	446	5	233	188	102	1391	9.7

## Jones, Jalen

6-7 • Forward • Texas A&M

Signed to a two-way contract on August 2, 2017...Waived on January 8, 2018.

YEAR	G	GS	MIN	FG	FGA	PCT	3P	3PA	PCT	FT	FTA	PCT	OFF	DEF	TOT	AST	PF	DQ	STL	TO	BLK	PTS	AVG
17-18	4	0	19	1	4	.250	1	1	1.000	2	2	1.000	0	3	3	0	2	0	0	0	0	5	1.3

## Jones, Solomon

6-10 • Forward • South Florida

Signed to a 10-day contract on February 15, 2012...Signed a second 10-day contract on February 25, 2012.

YEAR	G	GS	MIN	FG	FGA	PCT	3P	3PA	PCT	FT	FTA	PCT	OFF	DEF	TOT	AST	PF	DQ	STL	TO	BLK	PTS	AVG
11-12	11	1	196	23	53	.434	0	0	.000	15	18	.833	21	20	41	7	31	1	5	13	6	61	5.5

## Jones, Terrence

6-9 • Forward • Kentucky

Signed as a free agent on July 22, 2016...Waived on February 23, 2017.

YEAR	G	GS	MIN	FG	FGA	PCT	3P	3PA	PCT	FT	FTA	PCT	OFF	DEF	TOT	AST	PF	DQ	STL	TO	BLK	PTS	AVG
16-17	51	12	1264	231	488	.473	19	75	.253	103	170	.606	65	238	303	58	67	1	39	48	53	584	11.5



# TEAM HISTORY

## Kaman, Chris

7-0 • Center • Central Michigan

Acquired from the LA Clippers along with Al-Farouq Aminu, Eric Gordon and a 2012 first round draft pick for Chris Paul and two 2015 second round draft picks on December 14th, 2011...Became a free agent following the 2011-12 season.

YEAR	G	GS	MIN	FG	FGA	PCT	3P	3PA	PCT	FT	FTA	PCT	OFF	DEF	TOT	AST	PF	DQ	STL	TO	BLK	PTS	AVG
11-12	47	33	1372	266	597	.446	0	0	.000	84	107	.785	89	275	364	101	106	0	25	129	77	616	13.1

## Lampe, Maciej

6-11 • Center • Poland

Acquired from Phoenix along with Casey Jacobsen and Jackson Vroman in exchange for Jim Jackson and a 2005 second round draft pick on Jan. 21, 2005...Traded to the Houston Rockets in exchange for Moochie Norris and cash considerations on Feb. 13, 2006.

YEAR	G	GS	MIN	FG	FGA	PCT	3P	3PA	PCT	FT	FTA	PCT	OFF	DEF	TOT	AST	PF	DQ	STL	TO	BLK	PTS	AVG
04-05	21	0	261	32	83	.386	0	1	.000	7	10	.700	15	42	57	10	31	0	4	7	5	71	3.4
05-06	2	0	16	0	4	.000	0	0	0	0	0	---	1	3	4	2	2	0	0	1	0	0	0.0
TOTALS	23	0	277	32	87	.368	0	1	.000	7	10	.700	16	45	61	12	33	0	4	8	5	71	3.1

## Landry, Carl

6-9 • Forward • Purdue

Acquired from Sacramento for Marcus Thornton and cash on February 23, 2011...Re-signed by the Hornets on December 17, 2011...Became a free agent following the 2011-12 season.

YEAR	G	GS	MIN	FG	FGA	PCT	3P	3PA	PCT	FT	FTA	PCT	OFF	DEF	TOT	AST	PF	DQ	STL	TO	BLK	PTS	AVG
10-11	23	10	602	107	203	.527	0	1	.000	58	73	.795	38	56	94	13	71	1	10	27	12	272	11.8
11-12	41	8	999	182	362	.503	0	3	.000	147	184	.799	78	136	214	38	89	0	13	64	12	511	12.5
TOTALS	64	18	1601	289	565	.512	0	4	.000	205	257	.798	116	192	308	51	160	1	23	91	24	783	12.2

## Lemon, Jr., Walt

6-3 • Guard • Bradley

Signed a 10-day contract on February 21, 2018...Signed a second 10-day contract on March 4, 2018.

YEAR	G	GS	MIN	FG	FGA	PCT	3P	3PA	PCT	FT	FTA	PCT	OFF	DEF	TOT	AST	PF	DQ	STL	TO	BLK	PTS	AVG
17-18	5	0	35	7	16	.438	1	1	1.000	2	3	.667	0	2	2	5	5	0	0	4	1	17	3.4

## Lewis Jr., Kira

6-6 • Guard • Alabama

Selected in the first round of the 2020 NBA Draft (13th pick) on November 18, 2020.

YEAR	G	GS	MIN	FG	FGA	PCT	3P	3PA	PCT	FT	FTA	PCT	OFF	DEF	TOT	AST	PF	DQ	STL	TO	BLK	PTS	AVG
20-21	54	0	904	130	337	.386	40	120	.333	43	51	.843	12	59	71	124	88	1	38	34	10	343	6.4
21-22	24	0	341	59	146	.404	13	58	.224	10	12	.833	9	30	39	49	17	0	11	26	1	141	5.9
22-23	25	0	235	40	88	.455	15	34	.441	19	22	.864	5	28	143	23	24	0	10	10	2	114	4.6
TOTALS	103	0	1480	229	571	.401	68	212	.321	72	85	.847	26	117	143	196	129	1	59	70	13	598	5.8

## Liggins, DeAndre

6-6 • Guard • Kentucky

Signed a 10-day contract on January 10, 2018...Signed a second 10-day contract on January 20, 2018...Signed to a multi-year contract on February 5, 2018...Waived by New Orleans August 31, 2018.

YEAR	G	GS	MIN	FG	FGA	PCT	3P	3PA	PCT	FT	FTA	PCT	OFF	DEF	TOT	AST	PF	DQ	STL	TO	BLK	PTS	AVG
17-18	27	3	244	18	41	.439	8	17	.471	---	---	---	2	24	26	21	20	0	10	7	4	44	1.6

## Livingston, Randy

6-4 • Guard • Louisiana State

Signed a 10-day contract on Jan. 27, 2003...Released on Feb. 5, 2003.

YEAR	G	GS	MIN	FG	FGA	PCT	3P	3PA	PCT	FT	FTA	PCT	OFF	DEF	TOT	AST	PF	DQ	STL	TO	BLK	PTS	AVG
02-03	2	0	12	2	4	.500	0	0	---	2	2	1.000	0	0	0	1	0	0	0	0	0	6	3.0

## Lopez, Robin

7-0 • Center • Stanford

Acquired from Phoenix along with forward Hakim Warrick and cash considerations in exchange for guard Jerome Dyson and center Brad Miller, with two second round picks going to Minnesota as part of the three-team deal that sent forward Wesley Johnson and a first round pick from Minnesota to Phoenix on July 27, 2012...Traded to Portland with Terrel Harris as part of a three team trade that returned Jeff Withey (from Portland) and Tyreke Evans (from Sacramento), and sent Greivis Vasquez (from New Orleans) a 2016 second round pick, a future second round pick and cash considerations (all from Portland) to Sacramento.

YEAR	G	GS	MIN	FG	FGA	PCT	3P	3PA	PCT	FT	FTA	PCT	OFF	DEF	TOT	AST	PF	DQ	STL	TO	BLK	PTS	AVG
12-13	82	82	2136	384	719	.534	0	0	---	161	207	.778	226	236	462	64	16	1	32	110	128	929	11.3

## Louzada, Didi

6-5 • Guard • Brazil

Draft rights acquired, along with draft rights to Nickell Alexander-Walker and Jaxson Hayes, in exchange for the draft rights to DeAndre Hunter, Solomon Hill, and a future second-round draft pick on July 6, 2019...Re-signed to a multi-year contract August 16, 2021...Traded to Portland along with Nickell Alexander-Walker, Josh Hart, Tomás Satoransky, a protected 2022 first round draft pick, and two future second round draft picks in exchange for CJ McCollum, Larry Nance Jr. and Tony Snell on February 8, 2022.

YEAR	G	GS	MIN	FG	FGA	PCT	3P	3PA	PCT	FT	FTA	PCT	OFF	DEF	TOT	AST	PF	DQ	STL	TO	BLK	PTS	AVG
20-21	3	0	56	3	13	.231	2	8	.250	0	0	---	1	2	3	3	5	0	2	3	0	8	2.7
21-22	2	0	7	0	3	.000	0	3	.000	0	0	---	2	0	2	1	0	0	0	0	0	0	0.0
TOTALS	5	0	63	3	16	.188	2	11	.182	0	0	---	3	2	5	4	5	0	2	3	0	8	1.6

## Lynch, George

6-8 • Forward • North Carolina

Acquired along with Robert Traylor and Jerome Moiso from Philadelphia and Chris Porter from Golden State in a three-team deal that sent Derrick Coleman (from Charlotte), Corie Blount and Vontee Cummings (from Golden State) to Philadelphia and Cedric Henderson (from Philadelphia) and a conditional first round draft pick from Philadelphia to Golden State on Oct. 25, 2001...Waived on Oct. 28, 2005.

YEAR	G	GS	MIN	FG	FGA	PCT	3P	3PA	PCT	FT	FTA	PCT	OFF	DEF	TOT	AST	PF	DQ	STL	TO	BLK	PTS	AVG
02-03	81	32	1497	147	359	.409	28	79	.354	41	74	.554	139	214	353	104	136	1	66	52	19	363	4.5
03-04	78	51	1701	149	375	.397	43	139	.309	34	51	.667	96	216	312	117	159	1	48	64	18	375	4.8
04-05	44	27	933	68	189	.360	11	37	.297	17	23	.739	55	119	174	88	83	0	32	57	12	164	3.7
TOTALS	203	110	4131	364	923	.394	82	255	.322	92	148	.622	290	549	839	309	378	2	146	173	49	902	4.4

# TEAM HISTORY

## Macjauskas, Arvydas

6-4 • Guard • Lithuania

Signed as a free agent on Aug. 2, 2005...Waived on July 12, 2006.

YEAR	G	GS	MIN	FG	FGA	PCT	3P	3PA	PCT	FT	FTA	PCT	OFF	DEF	TOT	AST	PF	DQ	STL	TO	BLK	PTS	AVG
05-06	19	0	135	14	41	.341	3	12	.250	13	15	.867	3	7	10	5	10	0	7	8	0	44	2.3

## Magloire, Jamaal

6-10 • Center • Kentucky

Selected by the Hornets in the first round (19th overall) of the 2000 NBA Draft on June 28, 2000...Traded to the Milwaukee Bucks in exchange for forward Desmond Mason, an unconditional first round pick and cash considerations on Oct. 26, 2005.

YEAR	G	GS	MIN	FG	FGA	PCT	3P	3PA	PCT	FT	FTA	PCT	OFF	DEF	TOT	AST	PF	DQ	STL	TO	BLK	PTS	AVG
02-03	82	82	2443	305	635	.480	0	3	.000	231	322	.717	260	464	724	88	276	4	49	158	111	841	10.3
03-04	82	82	2777	383	809	.473	0	1	.000	353	470	.751	268	579	847	86	278	6	43	201	101	1119	13.6
04-05	23	22	703	98	227	.432	0	0	---	74	123	.602	79	126	205	29	74	0	8	59	23	270	11.7
TOTALS	187	186	5923	786	1671	.470	0	4	.000	658	915	.719	607	1169	1776	203	628	10	100	418	255	2230	11.9

## Magnay, Will

6-10 • Forward • Tulsa

Signed to a Two-Way contract on Aug. 2, 2005...Waived on April 12, 2021.

YEAR	G	GS	MIN	FG	FGA	PCT	3P	3PA	PCT	FT	FTA	PCT	OFF	DEF	TOT	AST	PF	DQ	STL	TO	BLK	PTS	AVG
20-21	1	0	3	0	1	.000	0	1	.000	0	0	---	0	0	0	0	1	0	0	1	0	0	0.0

## Marks, Sean

6-10 • Forward/Center • California

Signed as a free agent on August 26, 2008...Signed as a free agent on August 27, 2009...Became a free agent following the 2009-10 season.

YEAR	G	GS	MIN	FG	FGA	PCT	3P	3PA	PCT	FT	FTA	PCT	OFF	DEF	TOT	AST	PF	DQ	STL	TO	BLK	PTS	AVG
08-09	60	5	838	80	165	.485	2	10	.200	30	44	.682	62	125	187	14	121	0	7	35	33	192	3.2
09-10	14	0	75	4	8	.500	0	0	---	2	5	.400	14	9	23	2	17	0	0	2	3	10	0.7
TOTALS	74	5	913	84	173	.486	2	10	.200	32	49	.653	76	134	210	16	138	0	7	37	36	202	2.7

## Marshall, Naji

6-7 • Forward • Xavier (OH)

Signed to a Two-Way contract on December 8, 2020...Signed to a multi-year contract on May 7, 2021.

YEAR	G	GS	MIN	FG	FGA	PCT	3P	3PA	PCT	FT	FTA	PCT	OFF	DEF	TOT	AST	PF	DQ	STL	TO	BLK	PTS	AVG
20-21	32	10	700	82	209	.392	29	83	.349	53	75	.707	15	133	148	88	58	1	26	38	10	246	7.7
21-22	55	4	735	109	269	.405	21	105	.200	74	93	.796	38	104	142	62	69	1	33	46	8	313	5.7
22-23	77	21	1792	247	571	.433	66	218	.303	138	175	.789	48	231	279	189	113	0	54	97	14	698	9.1
TOTALS	164	35	3227	438	1049	.418	116	406	.286	265	343	.773	101	468	569	339	240	2	113	181	32	1257	7.7

## Mashburn, Jamal

6-8 • Forward • Kentucky

Acquired from Miami Heat along with P.J. Brown, Rodney Buford, Tim James and Otis Thorpe in exchange for Ricky Davis, Dave Ellis, Eddie Jones and Anthony Mason on August 1, 2000. Traded to the Philadelphia 76ers along with Rodney Rogers in exchange for Glenn Robinson on February 24, 2005.

YEAR	G	GS	MIN	FG	FGA	PCT	3P	3PA	PCT	FT	FTA	PCT	OFF	DEF	TOT	AST	PF	DQ	STL	TO	BLK	PTS	AVG
02-03	82	81	3321	670	1586	.422	119	306	.389	313	369	.848	66	452	498	462	196	---	83	230	17	1772	21.6
03-04	19	18	730	156	398	.392	19	67	.284	65	80	.813	19	98	117	47	42	---	14	37	5	396	20.8
TOTALS	101	99	4051	826	1984	.416	138	373	.370	378	449	.842	85	530	615	509	238	---	97	267	22	2168	21.5

## Mason, Desmond

6-5 • Forward/Guard • Oklahoma State

Acquired along with an unconditional first round pick in the 2006 NBA Draft and cash considerations from the Milwaukee Bucks in exchange for Jamaal Magloire on Oct. 26, 2005...Became a free agent following the 2006-07 season.

YEAR	G	GS	MIN	FG	FGA	PCT	3P	3PA	PCT	FT	FTA	PCT	OFF	DEF	TOT	AST	PF	DQ	STL	TO	BLK	PTS	AVG
05-06	70	55	2102	275	690	.399	1	6	.167	206	302	.682	64	254	298	66	136	1	42	113	17	757	10.8
06-07	75	75	2575	407	900	.452	0	0	---	214	323	.663	124	221	345	115	174	1	52	192	22	1028	13.7
TOTALS	145	130	4677	682	1590	.429	1	6	.167	420	625	.672	188	455	643	181	310	2	94	305	39	1785	12.3

## Mason, Jr., Roger

6-5 • Guard • Virginia

Signed as a free agent on August 4, 2012...Rights were renounced following the 2012-13 season.

YEAR	G	GS	MIN	FG	FGA	PCT	3P	3PA	PCT	FT	FTA	PCT	OFF	DEF	TOT	AST	PF	DQ	STL	TO	BLK	PTS	AVG
12-13	69	13	1219	132	305	.433	66	159	.415	39	43	.907	11	121	132	74	104	0	26	51	11	369	5.3

## Mbenga, D.J.

7-0 • Center • Democratic Republic of Congo

Signed as a free agent on October 13, 2010...Became a free agent following the 2010-11 season.

YEAR	G	GS	MIN	FG	FGA	PCT	3P	3PA	PCT	FT	FTA	PCT	OFF	DEF	TOT	AST	PF	DQ	STL	TO	BLK	PTS	AVG
10-11	41	0	330	23	49	.469	0	0	---	13	18	.722	35	51	86	6	52	0	6	21	27	59	1.4

## McCollum, CJ

6-3 • Guard • Lehigh

Acquired in a trade from Portland along with Larry Nance Jr., and Tony Snell in exchange for Nickile Alexander-Walker, Josh Hart, Didi Louzada, Tomáš Satoransky, a protected 2022 first round draft pick, and two future second round draft picks.

YEAR	G	GS	MIN	FG	FGA	PCT	3P	3PA	PCT	FT	FTA	PCT	OFF	DEF	TOT	AST	PF	DQ	STL	TO	BLK	PTS	AVG
21-22	26	26	878	246	499	.493	71	180	.394	68	102	.667	19	97	116	152	44	0	34	57	1	631	24.3
22-23	75	75	2649	587	1344	.437	211	543	.389	183	238	.769	55	273	328	429	153	0	70	183	38	1568	20.9
TOTALS	101	101	3527	833	1843	.452	282	723	.390	251	340	.738	74	370	444	581	197	0	104	240	39	2199	21.8

## McGuire, Dominic

6-9 • Forward • Fresno State

Signed as a free agent on December 16, 2012...Waived by New Orleans on January 4, 2013.

YEAR	G	GS	MIN	FG	FGA	PCT	3P	3PA	PCT	FT	FTA	PCT	OFF	DEF	TOT	AST	PF	DQ	STL	TO	BLK	PTS	AVG
12-13	9	0	145	9	21	.429	0	0	---	1	2	.500	7	21	28	9	13	0	8	5	3	19	2.1



# TEAM HISTORY

## Mekel, Gal

6-3 • Guard • Wichita State

Signed as a free agent on December 5, 2014...Waived on December 19, 2014.

YEAR	G	GS	MIN	FG	FGA	PCT	3P	3PA	PCT	FT	FTA	PCT	OFF	DEF	TOT	AST	PF	DQ	STL	TO	BLK	PTS	AVG
14-15	4	0	43	3	20	.150	0	3	.000	--	--	--	0	1	1	13	1	0	2	2	0	6	1.5

## Melli, Nicoló

6-9 • Forward/Center • Italy

Signed as a free agent on July 25, 2019...Traded to Dallas with JJ Redick in exchange for James Johnson, Wes Iwundu, and a 2021 second-round draft pick.

YEAR	G	GS	MIN	FG	FGA	PCT	3P	3PA	PCT	FT	FTA	PCT	OFF	DEF	TOT	AST	PF	DQ	STL	TO	BLK	PTS	AVG
19-20	60	8	1042	136	323	.421	69	206	.335	54	73	.740	38	142	180	82	124	0	34	46	23	395	6.6
20-21	22	0	241	15	59	.254	7	37	.189	6	7	.857	12	45	57	25	28	0	9	7	1	43	2.0
TOTALS	82	8	1283	151	382	.395	76	243	.313	60	80	.750	50	187	237	107	152	0	43	53	24	438	5.3

## Mensah-Bonsu, Pops

6-9 • Center • George Washington

Signed as a free agent on September 24, 2010...Waived by New Orleans on January 4, 2011.

YEAR	G	GS	MIN	FG	FGA	PCT	3P	3PA	PCT	FT	FTA	PCT	OFF	DEF	TOT	AST	PF	DQ	STL	TO	BLK	PTS	AVG
10-11	7	0	35	1	3	.333	0	0	--	0	0	--	3	8	11	2	11	0	0	2	0	2	0.3

## Miller, Darius

6-8 • Forward • Kentucky

Selected in the second round of the 2012 NBA Draft (46th overall pick) on June 28, 2012...Signed multi-year contract July 25, 2014...Waived November 30, 2014...Signed as a free agent July 27, 2017...Re-signed on July 21, 2019...Traded to Oklahoma City along with Zylan Cheatham, Josh Gray, and Kenrich Williams as part of a four team trade that also sent Jruel Holiday to Milwaukee in exchange for Steven Adams (from Oklahoma City), Eric Bledsoe, and two future first round draft picks and the rights to swap two additional first round picks (from Milwaukee).

YEAR	G	GS	MIN	FG	FGA	PCT	3P	3PA	PCT	FT	FTA	PCT	OFF	DEF	TOT	AST	PF	DQ	STL	TO	BLK	PTS	AVG
12-13	52	2	694	44	108	.407	22	56	.393	8	8	1.000	8	70	78	44	89	0	17	23	12	118	2.3
13-14	45	7	723	73	166	.440	25	77	.325	29	36	.806	9	43	52	44	88	0	24	22	9	200	4.4
14-15	5	1	43	1	7	.143	0	1	.000	--	--	--	0	1	1	2	8	0	1	1	0	2	0.4
17-18	82	3	1944	216	487	.444	147	358	.411	58	67	.866	18	146	164	111	160	1	28	58	17	637	7.8
18-19	69	15	1757	189	484	.390	133	364	.365	56	71	.789	14	114	124	146	165	1	40	59	23	457	6.2
TOTALS	253	28	5161	523	1252	.418	327	856	.382	151	182	.830	49	374	423	346	510	2	110	163	61	1524	6.0

## Mitroic, Nikola

6-10 • Forward • Montenegro

Acquired along with a 2018 second-round draft pick from Chicago in exchange for Tony Allen, Omer Asik, Jameer Nelson, a 2018 first-round draft pick, and the right to trade 2021 second-round draft pick. Traded to Milwaukee in exchange for Stanley Johnson, Jason Smith, and four second round draft picks on February 7, 2019.

YEAR	G	GS	MIN	FG	FGA	PCT	3P	3PA	PCT	FT	FTA	PCT	OFF	DEF	TOT	AST	PF	DQ	STL	TO	BLK	PTS	AVG
17-18	30	11	872	163	382	.427	66	197	.335	47	58	.810	41	205	246	41	63	0	29	31	26	439	14.6
18-19	32	22	925	182	407	.447	85	231	.368	85	101	.842	46	218	264	35	86	0	21	37	25	534	16.7
TOTALS	62	33	1797	345	789	.437	151	428	.353	132	159	.830	87	423	510	76	149	0	50	68	51	973	15.7

## Moiso, Jerome

6-10 • Forward • UCLA

Acquired along with Robert Taylor and George Lynch from Philadelphia and Chris Porter from Golden State in a three-team trade which sent Derrick Coleman (from Charlotte), Corie Blount and Vonteeze Cummings (from Golden State) to Philadelphia and Cedric Henderson (from Philadelphia) and a conditional first round draft pick from Philadelphia to Golden State on Oct. 25, 2001. Became a free agent after 2002-03 season.

YEAR	G	GS	MIN	FG	FGA	PCT	3P	3PA	PCT	FT	FTA	PCT	OFF	DEF	TOT	AST	PF	DQ	STL	TO	BLK	PTS	AVG
02-03	51	1	644	89	171	.520	0	0	--	27	41	.659	59	119	178	22	87	1	19	46	44	205	4.0

## Moore, E'Twaun

6-4 • Guard • Purdue

Signed as a free agent on July 21, 2016...Became a free agent following the 2019-20 season.

YEAR	G	GS	MIN	FG	FGA	PCT	3P	3PA	PCT	FT	FTA	PCT	OFF	DEF	TOT	AST	PF	DQ	STL	TO	BLK	PTS	AVG
16-17	73	22	1820	283	619	.457	77	208	.370	57	74	.770	33	119	152	164	131	0	50	62	32	700	9.6
17-18	82	80	2586	423	832	.508	128	301	.425	48	68	.706	57	181	238	187	182	0	79	102	12	1022	12.5
18-19	53	36	1463	256	512	.491	76	176	.432	45	59	.763	35	92	127	112	0	40	59	8	633	11.9	
19-20	56	6	1020	186	437	.426	63	167	.377	31	45	.689	31	100	131	78	80	0	32	40	11	466	8.3
TOTALS	264	144	6889	1148	2420	.475	344	852	.404	181	246	.736	156	492	648	531	505	0	201	263	63	2821	10.7

## Morrow, Anthony

6-5 • Guard • Georgia Tech

Signed as a free agent on July 18, 2013...Became a free agent following the 2013-14 season.

YEAR	G	GS	MIN	FG	FGA	PCT	3P	3PA	PCT	FT	FTA	PCT	OFF	DEF	TOT	AST	PF	DQ	STL	TO	BLK	PTS	AVG
13-14	76	9	1426	238	520	.458	88	195	.451	72	87	.828	29	111	140	59	102	0	38	51	12	636	8.4

## Motiejunas, Donatas

7-0 • Forward • Lithuania

Signed as a free agent on January 3, 2017...Became an unrestricted free agent at the conclusion of the 2016-17 season.

YEAR	G	GS	MIN	FG	FGA	PCT	3P	3PA	PCT	FT	FTA	PCT	OFF	DEF	TOT	AST	PF	DQ	STL	TO	BLK	PTS	AVG
16-17	34	0	479	57	138	.413	11	47	.234	25	49	.510	26	75	101	34	55	0	18	31	11	150	4.4

## Murphy III, Trey

6-8 • Forward • Virginia

Draft rights acquired along with Jonas Valanciunas (via Memphis) and 2021 second round pick Brandon Boston (51st overall) from the Grizzlies for center Steven Adams, guard Eric Bledsoe, the draft rights to 2021 first round pick Ziaire Williams (10th overall) and 2021 second round pick Jared Butler (40th overall), and a protected 2022 first round pick (to Memphis).

YEAR	G	GS	MIN	FG	FGA	PCT	3P	3PA	PCT	FT	FTA	PCT	OFF	DEF	TOT	AST	PF	DQ	STL	TO	BLK	PTS	AVG
21-22	62	1	864	109	277	.394	71	186	.382	45	51	.882	47	100	147	38	60	0	23	16	7	334	5.4
22-23	79	65	2448	387	800	.484	202	497	.406	172	190	.905	59	222	281	112	155	0	89	61	43	1148	14.6
TOTALS	141	66	3312	469	1077	.461	273	683	.400	217	241	.900	106	322	428	150	215	0	112	77	50	1482	10.5

## Nachbar, Bostjan

6-9 • Forward • Slovenia

Acquired along with Jim Jackson from Houston in exchange for David Wesley on Dec. 27, 2004...Traded to the New Jersey Nets in exchange for Marc Jackson and Linton Johnson III on Feb. 23, 2006.

YEAR	G	GS	MIN	FG	FGA	PCT	3P	3PA	PCT	FT	FTA	PCT	OFF	DEF	TOT	AST	PF	DQ	STL	TO	BLK	PTS	AVG
04-05	55	4	1137	146	368	.397	65	175	.371	88	105	.838	20	132	152	65	153	1	28	68	16	445	8.1
05-06	25	13	405	42	124	.339	17	57	.298	25	36	.694	4	45	49	22	52	0	13	20	5	126	5.0
TOTALS	80	17	1542	188	492	.382	82	232	.353	113	141	.801	24	177	201	87	205	1	41	88	21	571	7.1

# TEAM HISTORY

## Nailon, Lee

6-8 • Forward • Texas Christian

Signed as a free agent on Sept. 30, 2004...Became a free agent after the 2004-05 season.

YEAR	G	GS	MIN	FG	FGA	PCT	3P	3PA	PCT	FT	FTA	PCT	OFF	DEF	TOT	AST	PF	DQ	STL	TO	BLK	PTS	AVG
04-05	68	51	2017	415	869	.478	0	2	.000	133	165	.806	128	170	298	109	190	1	36	110	16	963	14.2

## Nance Jr., Larry

6-7 • Forward • Wyoming

Acquired in a trade from Portland along with CJ McCollum and Tony Snell in exchange for Nickell Alexander-Walker, Josh Hart, Didi Louzada, Tomáš Satoranský, a protected 2022 first round draft pick, and two future second round draft picks.

YEAR	G	GS	MIN	FG	FGA	PCT	3P	3PA	PCT	FT	FTA	PCT	OFF	DEF	TOT	AST	PF	DQ	STL	TO	BLK	PTS	AVG
21-22	9	0	182	27	49	.551	4	8	.500	8	8	1.000	14	25	39	8	17	0	5	10	7	66	7.3
22-23	65	1	1581	186	305	.610	14	42	.333	55	79	.696	106	248	354	119	133	0	56	42	37	441	6.8
TOTALS	74	1	1563	213	354	.602	18	50	.360	63	87	.724	120	273	393	61	150	0	61	52	44	507	6.9

## Nelson, Jameer

6-0 • Guard • Saint Joseph's (PA)

Signed as a free agent October 22, 2017...Traded to Chicago along with Tony Allen, Omer Asik, a 2018 first-round draft pick, and the right to trade 2021 second-round draft picks in exchange for Nikola Mirotic and a 2018 second-round draft pick.

YEAR	G	GS	MIN	FG	FGA	PCT	3P	3PA	PCT	FT	FTA	PCT	OFF	DEF	TOT	AST	PF	DQ	STL	TO	BLK	PTS	AVG
17-18	43	0	897	84	205	.410	40	110	.364	13	17	.765	11	85	96	156	67	0	23	56	3	221	5.1

## Norris, Mochie

6-1 • Guard • West Florida

Acquired along with cash considerations from Houston in exchange for Maciej Lampe on Feb. 13, 2006...Waived on July 5, 2006.

YEAR	G	GS	MIN	FG	FGA	PCT	3P	3PA	PCT	FT	FTA	PCT	OFF	DEF	TOT	AST	PF	DQ	STL	TO	BLK	PTS	AVG
05-06	16	0	183	20	47	.426	4	9	.444	16	25	.640	3	17	20	21	18	0	6	17	0	60	3.8

## Nunnally, James

6-7 • Forward • University of California-Santa Barbara

Signed to a Two-Way contract on April 12, 2020

YEAR	G	GS	MIN	FG	FGA	PCT	3P	3PA	PCT	FT	FTA	PCT	OFF	DEF	TOT	AST	PF	DQ	STL	TO	BLK	PTS	AVG
20-21	9	0	48	5	13	.385	4	12	.333	1	2	.500	2	7	9	3	1	0	0	2	0	15	1.7

## Okafor, Emeka

6-10 • Forward/Center • Connecticut

Acquired from the Charlotte Bobcats in exchange for Tyson Chandler on July 28, 2009...Traded to Washington along with forward Trevor Ariza for forward Rashard Lewis and the 46th pick in the 2012 NBA Draft on June 20, 2012...Signed a 10-day contract on February 3, 2018...Signed a second 10-day contract on February 14, 2018...Signed to a multi-year contract on February 26, 2018...Waived on September 19, 2018.

YEAR	G	GS	MIN	FG	FGA	PCT	3P	3PA	PCT	FT	FTA	PCT	OFF	DEF	TOT	AST	PF	DQ	STL	TO	BLK	PTS	AVG
09-10	82	82	2570	348	656	.530	--	--	---	154	274	.562	251	491	742	55	218	1	54	111	127	850	10.4
10-11	72	72	2287	300	524	.573	0	1	.000	145	258	.562	230	454	684	42	230	4	40	119	127	745	10.3
11-12	27	27	781	114	214	.533	--	--	---	38	74	.514	70	143	213	24	73	0	16	37	26	216	9.4
17-18	26	19	353	48	95	.505	--	--	---	18	22	.818	47	73	120	8	30	0	8	13	25	114	4.9
TOTALS	207	200	5791	810	1489	.544	0	1	.000	355	628	.565	598	1161	1759	129	551	5	118	280	305	1975	9.5

## Okafor, Jahliil

6-11 • Center • Duke

Signed as a free agent on August 8, 2018...Signed to contract extension on June 20, 2019...Became a free agent following the 2019-20 season.

YEAR	G	GS	MIN	FG	FGA	PCT	3P	3PA	PCT	FT	FTA	PCT	OFF	DEF	TOT	AST	PF	DQ	STL	TO	BLK	PTS	AVG
18-19	59	24	935	212	362	.586	1	5	.200	59	89	.663	82	196	278	40	96	0	15	52	40	484	8.2
19-20	30	9	467	101	162	.623	1	3	.333	40	62	.645	48	79	127	37	67	1	7	38	22	243	8.1
TOTALS	89	33	1402	313	524	.597	2	8	.250	99	151	.656	130	275	405	77	163	1	22	90	62	727	8.2

## Onuaku, Arinze

6-9 • Forward • Syracuse

Signed as a free agent on August 22, 2013...Waived by the Pelicans on November 12, 2013

YEAR	G	GS	MIN	FG	FGA	PCT	3P	3PA	PCT	FT	FTA	PCT	OFF	DEF	TOT	AST	PF	DQ	STL	TO	BLK	PTS	AVG
13-14	3	0	25	1	4	.250	0	0	--	1	2	.500	2	5	7	3	3	0	0	1	0	3	1.0

## Pack, Robert

6-2 • Guard • USC

Signed to a 10-day contract on Jan. 10, 2003...Signed to a second 10-day contract on Jan. 20, 2003...Signed for the remainder of the season on Jan. 30, 2003...Became a free agent after 2002-03 season.

YEAR	G	GS	MIN	FG	FGA	PCT	3P	3PA	PCT	FT	FTA	PCT	OFF	DEF	TOT	AST	PF	DQ	STL	TO	BLK	PTS	AVG
02-03	28	4	440	52	129	.403	0	5	.000	41	55	.745	11	40	51	81	35	0	25	40	0	145	5.2

## Pargo, Jannero

6-1 • Guard • Arkansas

Signed as a free agent on August 9, 2006...Re-signed as a free agent on August 8, 2007...Became a free agent after the 2007-08 season.

YEAR	G	GS	MIN	FG	FGA	PCT	3P	3PA	PCT	FT	FTA	PCT	OFF	DEF	TOT	AST	PF	DQ	STL	TO	BLK	PTS	AVG
06-07	82	7	1710	283	692	.409	81	209	.388	104	122	.852	20	160	180	203	121	0	53	122	4	751	9.2
07-08	80	5	1497	254	652	.390	65	186	.349	71	81	.877	26	104	130	192	123	0	50	93	5	644	8.1
TOTALS	162	12	3207	537	1344	.400	146	395	.370	175	203	.862	46	264	310	395	244	0	103	215	9	1395	8.6

## Paul, Chris

6-0 • Guard • Wake Forest

Drafted with the fourth overall pick in the first round of the 2005 NBA Draft...Signed an extension on July 9, 2008...Traded to the Los Angeles Clippers with two 2015 second-round picks in exchange for Eric Gordon, Chris Kaman, Al-Farouq Aminu and Minnesota's 2012 unprotected first-round pick on December 14, 2011.

YEAR	G	GS	MIN	FG	FGA	PCT	3P	3PA	PCT	FT	FTA	PCT	OFF	DEF	TOT	AST	PF	DQ	STL	TO	BLK	PTS	AVG
05-06	78	78	2808	407	947	.430	50	177	.282	394	465	.847	61	339	400	611	218	0	175	183	6	1258	16.1
06-07	64	64	2353	381	871	.437	50	143	.350	292	357	.818	54	226	280	569	154	0	118	161	3	1104	17.3
07-08	80	80	3006	630	1291	.488	92	249	.369	332	390	.851	62	259	321	925	185	0	217	201	4	1684	21.1
08-09	78	78	3002	631	1255	.503	64	176	.364	455	524	.868	69	363	432	861	212	1	216	231	10	1781	22.8
09-10	45	45	1712	314	637	.493	52	127	.409	161	190	.847	20	171	191	480	118	2	96	112	8	841	18.7
10-11	80	80	2880	430	928	.463	71	183	.388	337	384	.878	38	289	327	782	296	0	188	177	5	1268	15.9
TOTALS	425	425	15761	2793	5929	.471	379	1055	.359	1971	2310	.853	304	1647	1951	4228	1083	3	1010	1065	36	7936	18.7



# TEAM HISTORY

## Pavlovic, Sasha

6-8 • Guard/Forward • Montenegro

Signed to a 10-day contract on February 4, 2011.

YEAR	G	GS	MIN	FG	FGA	PCT	3P	3PA	PCT	FT	FTA	PCT	OFF	DEF	TOT	AST	PF	DQ	STL	TO	BLK	PTS	AVG
10-11	4	1	50	2	11	.182	0	5	.000	0	0	--	0	6	6	6	4	0	0	1	4	4	1.0

## Payton, Elfrid

6-4 • Guard • Louisiana-Lafayette

Signed as a free agent on July 8, 2018...Became unrestricted free agent at the conclusion of the 2018-19 season.

YEAR	G	GS	MIN	FG	FGA	PCT	3P	3PA	PCT	FT	FTA	PCT	OFF	DEF	TOT	AST	PF	DQ	STL	TO	BLK	PTS	AVG
18-19	42	42	1250	179	412	.434	33	105	.314	55	74	.745	49	171	220	320	81	0	44	112	17	446	10.6

## Peterson, Morris

6-7 • Forward/Guard • Michigan State

Signed as a free agent on July 25, 2007...Traded to Oklahoma City along with the draft rights to Cole Aldrich in exchange for the draft right to Craig Brackins and Quincy Pondexter on July 8, 2010.

YEAR	G	GS	MIN	FG	FGA	PCT	3P	3PA	PCT	FT	FTA	PCT	OFF	DEF	TOT	AST	PF	DQ	STL	TO	BLK	PTS	AVG
07-08	76	76	1796	215	516	.417	113	287	.394	65	85	.765	36	170	206	67	125	0	47	41	7	608	8.0
08-09	43	9	515	73	183	.399	33	85	.388	12	19	.632	13	71	84	16	51	0	15	15	2	191	4.4
09-10	46	39	973	116	301	.385	62	171	.363	33	54	.611	17	109	126	41	81	0	25	27	5	327	7.1
TOTALS	165	124	3284	404	1000	.404	208	543	.383	110	158	.696	66	350	416	124	257	0	87	83	14	1126	6.8

## Perkins, Kendrick

6-10 • Center • Clifton J. Ozen HS (TX)

Signed as a free agent on July 28, 2015...Became unrestricted free agent at the conclusion of the 2015-16 season.

YEAR	G	GS	MIN	FG	FGA	PCT	3P	3PA	PCT	FT	FTA	PCT	OFF	DEF	TOT	AST	PF	DQ	STL	TO	BLK	PTS	AVG
15-16	37	5	542	40	75	.533	--	--	--	11	25	.440	25	103	128	31	64	0	11	41	11	91	2.5

## Pondexter, Quincy

6-7 • Guard/Forward • Washington

Acquired from Oklahoma City with Craig Brackins in exchange for Cole Aldrich and Morris Peterson on June 24, 2010...Traded to Memphis in exchange for Greivis Vasquez on December 24, 2011...

Acquired on January 12, 2015 in a three-team trade that sent Austin Rivers to Boston and Russ Smith to Memphis...Traded to Chicago along with a future second round draft pick and cash considerations in exchange for the rights to Ater Majok on September 1, 2017.

YEAR	G	GS	MIN	FG	FGA	PCT	3P	3PA	PCT	FT	FTA	PCT	OFF	DEF	TOT	AST	PF	DQ	STL	TO	BLK	PTS	AVG
10-11	66	6	734	73	180	.406	38	50	.360	24	34	.706	23	65	88	28	63	0	17	16	10	188	2.8
14-15	45	28	1253	140	312	.449	74	171	.433	50	66	.758	33	105	138	66	103	0	14	41	19	404	9.0
TOTALS	111	34	1987	213	492	.433	92	221	.416	74	100	.740	56	170	226	94	166	0	31	57	29	592	5.3

## Posey, James

6-8 • Forward • Xavier

Signed as a free agent on July 18, 2008...Traded to Indiana along with Darren Collison in a four-team trade on Aug. 11, 2010.

YEAR	G	GS	MIN	FG	FGA	PCT	3P	3PA	PCT	FT	FTA	PCT	OFF	DEF	TOT	AST	PF	DQ	STL	TO	BLK	PTS	AVG
08-09	75	0	2140	216	524	.412	116	314	.369	120	146	.822	38	324	362	82	216	1	58	79	21	668	8.9
09-10	77	2	1731	126	345	.365	81	242	.335	66	80	.825	32	297	329	117	204	1	42	51	19	399	5.2
TOTALS	152	2	3871	342	869	.394	197	556	.354	186	226	.823	70	621	691	199	420	2	100	130	40	1067	7.0

## Randle, Julius

6-9 • Forward • Kentucky

Signed as a free agent on July 8, 2018...Became an unrestricted free agent at the conclusion of the 2018-19 season.

YEAR	G	GS	MIN	FG	FGA	PCT	3P	3PA	PCT	FT	FTA	PCT	OFF	DEF	TOT	AST	PF	DQ	STL	TO	BLK	PTS	AVG
18-19	73	49	2232	571	1089	.524	67	195	.344	356	487	.731	162	472	634	229	246	3	52	208	45	1564	21.4

## Redick, JJ

6-4 • Guard • Duke

Signed as a free agent on July 15, 2019...Traded to Dallas with Nicoló Melli in exchange for James Johnson, Wes Iwuandu, and a 2021 second-round draft pick.

YEAR	G	GS	MIN	FG	FGA	PCT	3P	3PA	PCT	FT	FTA	PCT	OFF	DEF	TOT	AST	PF	DQ	STL	TO	BLK	PTS	AVG
19-20	60	36	1581	286	631	.455	180	397	.453	165	185	.892	10	141	151	119	96	0	20	75	40	917	15.3
20-21	31	0	576	87	214	.407	51	140	.364	45	47	.957	3	49	52	40	37	1	9	25	2	270	8.7
TOTALS	91	36	2157	373	845	.411	231	537	.430	210	232	.905	13	190	203	159	133	1	29	100	42	1187	13.0

## Richardson, Josh

6-5 • Guard • Tennessee

Acquired from the San Antonio Spurs on February 9, 2023 in exchange for Devonte' Graham, and four future 2nd-round draft picks...Became a free agent at the conclusion of the 2022-23 season.

YEAR	G	GS	MIN	FG	FGA	PCT	3P	3PA	PCT	FT	FTA	PCT	OFF	DEF	TOT	AST	PF	DQ	STL	TO	BLK	PTS	AVG
22-23	23	4	533	62	148	.419	33	86	.384	16	21	.762	11	45	56	37	47	1	29	23	9	173	7.5

## Rivers, Austin

6-4 • Guard • Duke

Selected in the first round of the 2012 NBA Draft (10th overall pick) on June 28, 2012...Traded to Boston on January 12, 2015 in a three-team deal that sent Quincy Pondexter to New Orleans and Russ Smith to Memphis.

YEAR	G	GS	MIN	FG	FGA	PCT	3P	3PA	PCT	FT	FTA	PCT	OFF	DEF	TOT	AST	PF	DQ	STL	TO	BLK	PTS	AVG
12-13	61	26	1418	145	390	.372	28	86	.326	59	108	.546	16	93	109	127	122	0	26	74	9	377	6.2
13-14	69	4	1339	192	474	.405	36	99	.364	110	173	.636	26	103	129	160	134	0	45	77	9	530	7.7
14-15	35	3	772	86	222	.387	14	50	.280	53	71	.746	12	56	68	87	65	0	18	30	7	239	6.8
TOTALS	165	33	3529	423	1086	.390	78	235	.332	222	352	.631	54	252	306	374	321	0	89	181	25	1146	6.9

## Roberts, Brian

6-1 • Guard • Dayton

Signed as a free agent on August 16, 2012...Became a free agent at the 2013-14 season.

YEAR	G	GS	MIN	FG	FGA	PCT	3P	3PA	PCT	FT	FTA	PCT	OFF	DEF	TOT	AST	PF	DQ	STL	TO	BLK	PTS	AVG
12-13	78	5	1324	215	511	.417	59	153	.386	70	77	.909	17	80	97	219	108	0	37	71	3	555	7.1
13-14	72	42	1667	244	581	.420	64	178	.360	125	133	.940	17	119	136	234	132	2	43	95	7	677	9.4
TOTALS	150	47	2991	457	1092	.418	123	331	.372	195	210	.929	34	199	233	453	240	2	80	166	10	1232	8.2

# TEAM HISTORY

## Robinson, Nate

5-9 • Guard • Washington

Signed on Oct. 16, 2015...Waived on October 29, 2015.

YEAR	G	GS	MIN	FG	FGA	PCT	3P	3PA	PCT	FT	FTA	PCT	OFF	DEF	TOT	AST	PF	DQ	STL	TO	BLK	PTS	AVG
15-16	2	1	23	0	1	.000	0	1	.000	--	--	--	0	0	0	4	5	0	1	0	0	0	0.0

## Rogers, Rodney

6-7 • Forward • Wake Forest

Signed as a free agent on Aug. 3, 2004...Traded to Philadelphia along with Jamal Mashburn in exchange for Glenn Robinson on Feb. 24, 2005.

YEAR	G	GS	MIN	FG	FGA	PCT	3P	3PA	PCT	FT	FTA	PCT	OFF	DEF	TOT	AST	PF	DQ	STL	TO	BLK	PTS	AVG
04-05	30	26	882	109	289	.377	25	92	.272	32	42	.762	28	114	142	60	103	1	19	66	12	275	9.2

## Rondo, Rajon

6-1 • Guard • Kentucky

Signed as a free agent July 20, 2017...Became an unrestricted free agent at the conclusion of the 2017-18 season.

YEAR	G	GS	MIN	FG	FGA	PCT	3P	3PA	PCT	FT	FTA	PCT	OFF	DEF	TOT	AST	PF	DQ	STL	TO	BLK	PTS	AVG
17-18	65	63	1705	231	494	.468	50	150	.333	25	46	.543	31	232	263	533	119	0	70	151	10	537	8.3

## Rooks, Sean

6-10 • Center • Arizona

Signed as a free agent on July 21, 2004...Traded to Orlando in exchange for Shammond Williams on Feb. 19, 2004.

YEAR	G	GS	MIN	FG	FGA	PCT	3P	3PA	PCT	FT	FTA	PCT	OFF	DEF	TOT	AST	PF	DQ	STL	TO	BLK	PTS	AVG
03-04	35	0	325	34	94	.362	0	0	.000	12	15	.800	10	40	50	11	48	0	9	15	5	80	2.3

## Salmons, John

6-7 • Guard/Forward • Miami

Signed as a free agent on August 26, 2014...Traded to Phoenix in a three-team deal that sent Norris Cole, Justin Hamilton, and Shawne Williams to New Orleans from Miami.

YEAR	G	GS	MIN	FG	FGA	PCT	3P	3PA	PCT	FT	FTA	PCT	OFF	DEF	TOT	AST	PF	DQ	STL	TO	BLK	PTS	AVG
14-15	21	0	270	16	48	.333	8	26	.308	2	4	.500	4	17	21	13	25	0	9	5	4	42	2.0

## Seabron, Dereon

6-7 • Guard • NC State

YEAR	G	GS	MIN	FG	FGA	PCT	3P	3PA	PCT	FT	FTA	PCT	OFF	DEF	TOT	AST	PF	DQ	STL	TO	BLK	PTS	AVG
22-23	5	0	12	2	5	.400	0	0	--	0	0	--	1	0	1	0	1	0	0	0	0	4	0.8

## Satoransky, Tomáš

6-7 • Guard • Czech Republic

Acquired from Chicago along with Garrett Temple, a 2024 second round pick, and cash considerations in exchange for guard Lonzo Ball on August 8, 2021...Traded to Portland along with Nickell Alexander-Walker, Josh Hart, Didi Louzada, a protected 2022 first round draft pick, and two future second round draft picks in exchange for CJ McCollum, Larry Nance Jr. and Tony Snell on February 8, 2022.

YEAR	G	GS	MIN	FG	FGA	PCT	3P	3PA	PCT	FT	FTA	PCT	OFF	DEF	TOT	AST	PF	DQ	STL	TO	BLK	PTS	AVG
21-22	32	3	481	32	107	.299	5	31	.161	19	25	.760	18	46	64	76	33	0	14	23	1	88	2.8

## Selden, Jr., Wayne

6-5 • Guard • Kansas

Signed a 10-day contract on March 8, 2017.

YEAR	G	GS	MIN	FG	FGA	PCT	3P	3PA	PCT	FT	FTA	PCT	OFF	DEF	TOT	AST	PF	DQ	STL	TO	BLK	PTS	AVG
16-17	3	3	47	5	8	.625	4	7	.571	2	4	.500	0	5	5	1	6	0	2	3	1	16	5.3

## Simmons, Cedric

6-9 • Forward • North Carolina State

Selected with the 15th overall pick of the 2006 NBA Draft. Traded to the Cleveland Cavaliers in exchange for David Wesley on September 29, 2007.

YEAR	G	GS	MIN	FG	FGA	PCT	3P	3PA	PCT	FT	FTA	PCT	OFF	DEF	TOT	AST	PF	DQ	STL	TO	BLK	PTS	AVG
06-07	43	4	534	55	132	.417	0	0	--	16	33	.485	44	63	107	12	75	0	8	22	23	126	2.9

## Sims, Henry

6-10 • Center • Georgetown

Signed to a 10-day contract on March 3, 2013.

YEAR	G	GS	MIN	FG	FGA	PCT	3P	3PA	PCT	FT	FTA	PCT	OFF	DEF	TOT	AST	PF	DQ	STL	TO	BLK	PTS	AVG
12-13	2	0	5	2	3	.667	0	0	--	0	0	--	2	0	2	0	1	0	0	1	0	4	2.0

## Sloan, Donald

6-3 • Guard • Texas A&M

Signed to a 10-day contract on February 8, 2012...Signed to a 10-day contract on January 7, 2013.

YEAR	G	GS	MIN	FG	FGA	PCT	3P	3PA	PCT	FT	FTA	PCT	OFF	DEF	TOT	AST	PF	DQ	STL	TO	BLK	PTS	AVG
11-12	3	0	41	5	14	.357	0	2	.000	2	4	.500	2	1	3	8	2	0	2	5	0	12	4.0
12-13	3	0	6	0	0	--	0	0	--	0	0	--	0	0	0	1	0	0	0	1	0	0	0.0
<b>TOTALS</b>	<b>6</b>	<b>0</b>	<b>47</b>	<b>5</b>	<b>14</b>	<b>.357</b>	<b>0</b>	<b>2</b>	<b>.000</b>	<b>2</b>	<b>4</b>	<b>.500</b>	<b>2</b>	<b>1</b>	<b>3</b>	<b>9</b>	<b>2</b>	<b>0</b>	<b>2</b>	<b>6</b>	<b>0</b>	<b>12</b>	<b>2.0</b>

## Smith, Ish

6-0 • Guard • Wake Forest

Signed on Oct. 26, 2015...Traded to Philadelphia for two second-round draft picks on December 24, 2015.

YEAR	G	GS	MIN	FG	FGA	PCT	3P	3PA	PCT	FT	FTA	PCT	OFF	DEF	TOT	AST	PF	DQ	STL	TO	BLK	PTS	AVG
15-16	27	3	617	98	228	.430	10	33	.303	33	43	.767	14	78	92	154	38	0	24	45	6	239	8.9

## Smith, J.R.

6-6 • Guard • St. Benedict's Prep (NJ)

Selected by the Hornets with the 18th overall pick in the first round of the 2004 NBA Draft on June 24, 2004...Traded to the Chicago Bulls along with PJ Brown in exchange for center Tyson Chandler on July 14, 2006.

YEAR	G	GS	MIN	FG	FGA	PCT	3P	3PA	PCT	FT	FTA	PCT	OFF	DEF	TOT	AST	PF	DQ	STL	TO	BLK	PTS	AVG
04-05	76	56	1859	295	748	.394	81	281	.288	111	161	.689	39	115	152	142	135	0	55	109	11	782	10.3
05-06	55	25	989	144	366	.393	52	140	.371	83	101	.822	19	91	110	58	90	0	37	54	4	423	7.7
<b>TOTALS</b>	<b>131</b>	<b>81</b>	<b>2848</b>	<b>439</b>	<b>1114</b>	<b>.394</b>	<b>133</b>	<b>421</b>	<b>.316</b>	<b>194</b>	<b>262</b>	<b>.740</b>	<b>58</b>	<b>204</b>	<b>262</b>	<b>200</b>	<b>225</b>	<b>0</b>	<b>92</b>	<b>163</b>	<b>15</b>	<b>1205</b>	<b>9.2</b>



# TEAM HISTORY

## Smith, Jason

7-0 • Forward • Colorado State

Acquired from Philadelphia with Willie Green in exchange for Craig Brackins and Darius Songaila on September 23, 2010...Became a free agent after the 2010-11 season...Signed as a free agent on December 17, 2011...Became a free agent after the 2013-14 season...Acquired from Milwaukee along with Stanley Johnson and four second round draft picks in exchange for Nikola Mirotic on February 7, 2019...Waived on March 20, 2019.

YEAR	G	GS	MIN	FG	FGA	PCT	3P	3PA	PCT	FT	FTA	PCT	OFF	DEF	TOT	AST	PF	DQ	STL	TO	BLK	PTS	AVG
10-11	77	6	1102	136	307	.445	0	2	.000	59	70	.845	89	152	241	36	150	0	26	55	32	331	4.3
11-12	40	29	947	181	348	.520	1	9	.111	35	47	.702	72	124	196	34	102	1	21	40	41	396	9.9
12-13	51	0	876	167	341	.490	0	4	.000	86	102	.845	64	122	186	34	123	0	15	55	45	420	8.2
13-14	31	27	850	131	282	.465	0	0	--	39	50	.780	51	130	181	29	100	3	11	28	29	301	9.7
18-19	2	0	20	2	9	.222	2	7	.286	2	2	1.000	2	2	4	1	3	0	0	1	0	8	4.0

<b>TOTALS</b>	<b>201</b>	<b>62</b>	<b>3775</b>	<b>617</b>	<b>1287</b>	<b>.479</b>	<b>3</b>	<b>22</b>	<b>.136</b>	<b>219</b>	<b>271</b>	<b>.808</b>	<b>278</b>	<b>530</b>	<b>808</b>	<b>134</b>	<b>478</b>	<b>4</b>	<b>73</b>	<b>177</b>	<b>147</b>	<b>1456</b>	<b>7.2</b>
---------------	------------	-----------	-------------	------------	-------------	-------------	----------	-----------	-------------	------------	------------	-------------	------------	------------	------------	------------	------------	----------	-----------	------------	------------	-------------	------------

## Smith, Josh

6-9 • Forward • Oak Hill College (VA)

Signed as a free agent October 28, 2017...Waived November 10, 2017.

YEAR	G	GS	MIN	FG	FGA	PCT	3P	3PA	PCT	FT	FTA	PCT	OFF	DEF	TOT	AST	PF	DQ	STL	TO	BLK	PTS	AVG
17-18	3	0	12	1	4	.250	--	--	--	--	--	--	3	1	4	0	3	0	0	0	0	2	0.7

## Smith, Russ

6-0 • Guard • Louisville

Acquired on draft night from Philadelphia in exchange for the rights to Pierre Jackson...Traded to Memphis in three-team deal in exchange for Quincy Pondexter, with Austin Rivers being traded to Boston January 12, 2015.

YEAR	G	GS	MIN	FG	FGA	PCT	3P	3PA	PCT	FT	FTA	PCT	OFF	DEF	TOT	AST	PF	DQ	STL	TO	BLK	PTS	AVG
14-15	6	0	29	2	10	.200	1	6	.167	--	--	--	0	3	3	2	6	0	0	7	0	5	0.8

## Smith, Steve

6-8 • Guard • Michigan State

Signed as a free agent on Oct. 29, 2003...Became a free agent after 2003-04 season.

YEAR	G	GS	MIN	FG	FGA	PCT	3P	3PA	PCT	FT	FTA	PCT	OFF	DEF	TOT	AST	PF	DQ	STL	TO	BLK	PTS	AVG
03-04	71	4	929	119	293	.406	43	107	.402	77	83	.928	27	54	81	56	91	0	15	42	6	358	5.0

## Snell, Tony

6-6 • Guard • New Mexico

Acquired in a trade from Portland along with CJ McCollum and Larry Nance Jr. in exchange for Nickell Alexander-Walker, Josh Hart, Didi Louzada, Tomáš Satoranský, a protected 2022 first round draft pick, and two future second round draft picks.

YEAR	G	GS	MIN	FG	FGA	PCT	3P	3PA	PCT	FT	FTA	PCT	OFF	DEF	TOT	AST	PF	DQ	STL	TO	BLK	PTS	AVG
21-22	15	2	277	33	74	.446	21	53	.396	1	1	1.000	5	26	31	8	26	0	8	8	2	88	5.9

## Snyder, Kirk

6-6 • Guard • Nevada

Acquired from Miami along with Rasual Butler (from Miami) in exchange for draft rights to Roberto Duenas in a five-team, 13-player deal that also sent Antoine Walker (from Boston) and Jason Williams, James Posey and Andre Emmitt (from Memphis) to Miami, Eddie Jones (from Miami) and Raul Lopez (from Utah) to Memphis, Greg Osterlag (from Memphis) to Utah, and Curtis Borchardt (from Utah) and Dnyel Woods, the draft rights to Albert Miralles, two second round picks and cash considerations (from Miami) to Boston on Aug. 2, 2005...Traded to the Houston Rockets in exchange for cash considerations and a conditional 2008 second round pick (the Hornets to receive the higher second round slot between the two teams in the 2008 NBA Draft).

YEAR	G	GS	MIN	FG	FGA	PCT	3P	3PA	PCT	FT	FTA	PCT	OFF	DEF	TOT	AST	PF	DQ	STL	TO	BLK	PTS	AVG
05-06	68	45	1510	205	453	.453	46	129	.357	86	117	.735	55	106	161	102	106	1	29	70	23	542	8.0

## Songaila, Darius

6-9 • Forward • Wake Forest

Acquired on Sept. 9, 2009 from Minnesota with Bobby Brown in exchange for Antonio Daniels and the Hornets' 2014 second-round draft pick...Traded to Philadelphia along with Craig Brackins in exchange for Willie Green and Jason Smith.

YEAR	G	GS	MIN	FG	FGA	PCT	3P	3PA	PCT	FT	FTA	PCT	OFF	DEF	TOT	AST	PF	DQ	STL	TO	BLK	PTS	AVG
09-10	75	1	1410	241	488	.494	1	6	.167	60	74	.811	59	173	232	70	206	1	62	81	14	543	7.2

## Southerland, James

6-8 • Forward • Syracuse

Signed as a free agent on April 10, 2014.

YEAR	G	GS	MIN	FG	FGA	PCT	3P	3PA	PCT	FT	FTA	PCT	OFF	DEF	TOT	AST	PF	DQ	STL	TO	BLK	PTS	AVG
13-14	3	0	27	5	12	.417	3	5	.600	1	2	.500	0	8	8	0	3	0	1	1	2	14	4.7

## Stephenson, Lance

6-5 • Forward/Guard • Cincinnati

Signed as a free agent on September 14, 2016...Waived on November 7, 2016.

YEAR	G	GS	MIN	FG	FGA	PCT	3P	3PA	PCT	FT	FTA	PCT	OFF	DEF	TOT	AST	PF	DQ	STL	TO	BLK	PTS	AVG
16-17	6	0	162	26	55	.473	1	10	.100	5	8	.625	3	15	18	29	18	0	0	4	2	43	9.7

## Stojakovic, Peja

6-10 • Forward/Guard • Serbia

Acquired along with cash considerations from Indiana in exchange for the draft rights to Andrew Betts on July 12, 2006...Traded by New Orleans to Toronto with Jerryd Bayless in exchange for David Anderson, Marcus Banks and Jarrett Jack on November 20, 2010.

YEAR	G	GS	MIN	FG	FGA	PCT	3P	3PA	PCT	FT	FTA	PCT	OFF	DEF	TOT	AST	PF	DQ	STL	TO	BLK	PTS	AVG
06-07	13	15	425	83	196	.423	34	84	.405	31	38	.816	11	43	54	11	29	0	8	19	4	231	17.8
07-08	77	77	2711	451	1026	.440	231	524	.441	130	140	.929	64	267	331	96	127	0	57	61	10	1263	16.4
08-09	61	59	2089	287	719	.399	145	384	.378	93	104	.894	44	220	264	75	101	1	52	51	3	812	13.3
09-10	62	55	1947	278	688	.404	132	352	.375	96	107	.897	39	188	227	92	83	0	48	56	5	874	12.3
10-11	6	0	89	14	33	.424	11	25	.440	6	7	.857	0	6	6	6	2	0	2	4	0	45	7.5

<b>TOTALS</b>	<b>219</b>	<b>204</b>	<b>7261</b>	<b>1113</b>	<b>2662</b>	<b>.418</b>	<b>553</b>	<b>1369</b>	<b>.404</b>	<b>356</b>	<b>396</b>	<b>.899</b>	<b>158</b>	<b>724</b>	<b>882</b>	<b>280</b>	<b>342</b>	<b>1</b>	<b>167</b>	<b>191</b>	<b>22</b>	<b>3135</b>	<b>14.3</b>
---------------	------------	------------	-------------	-------------	-------------	-------------	------------	-------------	-------------	------------	------------	-------------	------------	------------	------------	------------	------------	----------	------------	------------	-----------	-------------	-------------

## Stiemsma, Greg

6-11 • Center • Wisconsin

Signed as a free agent on July 10, 2013...Waived on April 13, 2014.

YEAR	G	GS	MIN	FG	FGA	PCT	3P	3PA	PCT	FT	FTA	PCT	OFF	DEF	TOT	AST	PF	DQ	STL	TO	BLK	PTS	AVG
13-14	55	20	1007	70	122	.574	0	1	.000	19	32	.594	72	154	226	36	169	3	35	44	57	159	2.9

# TEAM HISTORY

## Summers, DuJuan

6-8 • Forward • Georgetown

Signed as a free agent on December 9, 2011...Waived on February 7, 2012.

YEAR	G	GS	MIN	FG	FGA	PCT	3P	3PA	PCT	FT	FTA	PCT	OFF	DEF	TOT	AST	PF	DQ	STL	TO	BLK	PTS	AVG
11-12	15	6	209	28	65	.431	5	16	.313	7	9	.778	8	15	23	10	31	1	7	8	0	68	4.5

## Temple, Garrett

6-5 • Guard/Forward • Louisiana State

Acquired from Chicago along with Tomáš Satoranský, a 2024 second round pick, and cash considerations in exchange for guard Lonzo Ball on August 8, 2021. Waived on July 3, 2023.

YEAR	G	GS	MIN	FG	FGA	PCT	3P	3PA	PCT	FT	FTA	PCT	OFF	DEF	TOT	AST	PF	DQ	STL	TO	BLK	PTS	AVG
21-22	59	16	1098	111	295	.376	59	185	.319	28	41	.683	29	114	143	74	81	0	43	42	23	309	5.2
22-23	25	0	162	18	45	.400	11	26	.423	3	4	.750	5	12	17	13	4	0	9	4	2	50	2.0
<b>TOTALS</b>	<b>84</b>	<b>16</b>	<b>1260</b>	<b>129</b>	<b>340</b>	<b>.379</b>	<b>70</b>	<b>386</b>	<b>.332</b>	<b>31</b>	<b>45</b>	<b>.689</b>	<b>34</b>	<b>126</b>	<b>160</b>	<b>87</b>	<b>96</b>	<b>0</b>	<b>52</b>	<b>46</b>	<b>25</b>	<b>359</b>	<b>4.3</b>

## Thomas, Isaiah

5-9 • Guard • Washington

Signed to a 10-day contract on April 3, 2020

YEAR	G	GS	MIN	FG	FGA	PCT	3P	3PA	PCT	FT	FTA	PCT	OFF	DEF	TOT	AST	PF	DQ	STL	TO	BLK	PTS	AVG
20-21	3	0	48	9	27	.333	3	12	.250	2	2	1.000	1	3	4	5	3	0	1	6	0	23	7.7

## Thomas, Lance

6-8 • Forward • Duke

Signed as a free agent on December 9, 2011...Waived on December 31, 2011...Signed as a free agent on February 6, 2012...Waived on November 12, 2013.

YEAR	G	GS	MIN	FG	FGA	PCT	3P	3PA	PCT	FT	FTA	PCT	OFF	DEF	TOT	AST	PF	DQ	STL	TO	BLK	PTS	AVG
11-12	42	10	629	57	126	.452	0	1	.000	52	62	.839	49	77	126	12	78	0	10	24	7	166	4.0
12-13	59	9	646	53	106	.500	0	0	--	43	59	.729	44	71	115	17	78	0	11	14	7	149	2.5
13-14	5	0	42	2	9	.222	0	0	--	2	4	.500	2	5	7	3	4	0	0	2	0	6	1.2
<b>TOTALS</b>	<b>106</b>	<b>19</b>	<b>1318</b>	<b>112</b>	<b>241</b>	<b>.465</b>	<b>0</b>	<b>1</b>	<b>--</b>	<b>97</b>	<b>125</b>	<b>.776</b>	<b>95</b>	<b>153</b>	<b>248</b>	<b>32</b>	<b>160</b>	<b>0</b>	<b>21</b>	<b>40</b>	<b>14</b>	<b>321</b>	<b>3.0</b>

## Thompson, Hollis

6-8 • Guard • Georgetown

Signed a 10-day contract on February 23, 2017...Signed a second 10-day contract on March 5, 2017.

YEAR	G	GS	MIN	FG	FGA	PCT	3P	3PA	PCT	FT	FTA	PCT	OFF	DEF	TOT	AST	PF	DQ	STL	TO	BLK	PTS	AVG
16-17	9	8	191	11	41	.268	6	24	.250	6	9	.667	4	24	28	9	14	0	6	2	0	34	3.8

## Thornton, Marcus

6-4 • Guard • Louisiana State

Acquired from Miami, after being selected in the second round (43rd overall) in the 2009 NBA Draft, in exchange for the Hornets' second round picks in 2010 and 2012...Traded by the Hornets with cash to Sacramento for Carl Landry on February 23, 2011.

YEAR	G	GS	MIN	FG	FGA	PCT	3P	3PA	PCT	FT	FTA	PCT	OFF	DEF	TOT	AST	PF	DQ	STL	TO	BLK	PTS	AVG
09-10	73	17	1872	398	883	.451	117	313	.374	144	177	.814	72	139	211	114	127	0	58	76	11	1057	14.5
10-11	46	0	745	137	334	.410	35	93	.376	50	66	.758	25	106	131	43	50	0	19	37	4	359	7.8
<b>TOTALS</b>	<b>119</b>	<b>17</b>	<b>2617</b>	<b>535</b>	<b>1217</b>	<b>.440</b>	<b>152</b>	<b>406</b>	<b>.374</b>	<b>194</b>	<b>243</b>	<b>.798</b>	<b>97</b>	<b>245</b>	<b>342</b>	<b>157</b>	<b>177</b>	<b>0</b>	<b>77</b>	<b>113</b>	<b>15</b>	<b>1416</b>	<b>11.9</b>

## Thornwell, Sindarius

6-5 • Guard • South Carolina

Signed as a free agent on July 6, 2020.

YEAR	G	GS	MIN	FG	FGA	PCT	3P	3PA	PCT	FT	FTA	PCT	OFF	DEF	TOT	AST	PF	DQ	STL	TO	BLK	PTS	AVG
19-20	2	0	35	6	11	.545	2	4	.500	2	4	.500	0	4	4	4	2	0	1	2	1	16	8.0
20-21	14	1	73	7	21	.333	3	9	.333	0	2	.000	1	4	5	4	3	0	5	4	1	17	1.2
<b>TOTALS</b>	<b>16</b>	<b>1</b>	<b>108</b>	<b>13</b>	<b>32</b>	<b>.406</b>	<b>5</b>	<b>13</b>	<b>.385</b>	<b>2</b>	<b>6</b>	<b>.333</b>	<b>1</b>	<b>8</b>	<b>9</b>	<b>8</b>	<b>5</b>	<b>0</b>	<b>6</b>	<b>6</b>	<b>2</b>	<b>33</b>	<b>2.1</b>

## Toupane, Axel

6-7 • Forward • France

Signed to a multi-year contract on April 10, 2017...Waived on July 25, 2017.

YEAR	G	GS	MIN	FG	FGA	PCT	3P	3PA	PCT	FT	FTA	PCT	OFF	DEF	TOT	AST	PF	DQ	STL	TO	BLK	PTS	AVG
16-17	2	0	41	5	8	.625	1	3	.333	0	0	---	0	1	1	0	5	0	1	0	1	11	3.8

## Traylor, Robert

6-8 • Forward/Center • Michigan

Acquired along with Jerome Moiso and George Lynch from Philadelphia and Chris Porter from Golden State in a three-team trade which sent Derrick Coleman (from Charlotte), Corie Blount and Vontee Cummings (from Golden State) to Philadelphia and Cedric Henderson (from Philadelphia) and a conditional first round draft pick from Philadelphia to Golden State on Oct. 25, 2001... Became a free agent after 2003-04 season.

YEAR	G	GS	MIN	FG	FGA	PCT	3P	3PA	PCT	FT	FTA	PCT	OFF	DEF	TOT	AST	PF	DQ	STL	TO	BLK	PTS	AVG
02-03	69	0	851	105	237	.443	1	3	.333	57	88	.648	108	154	262	50	153	1	45	53	37	268	3.9
03-04	71	0	942	145	287	.505	2	5	.400	70	128	.547	106	156	262	43	161	3	39	62	37	362	5.1
<b>TOTALS</b>	<b>140</b>	<b>0</b>	<b>1793</b>	<b>250</b>	<b>524</b>	<b>.477</b>	<b>3</b>	<b>8</b>	<b>.375</b>	<b>127</b>	<b>216</b>	<b>.588</b>	<b>214</b>	<b>310</b>	<b>524</b>	<b>93</b>	<b>314</b>	<b>4</b>	<b>84</b>	<b>115</b>	<b>74</b>	<b>630</b>	<b>4.5</b>

## Valanciūnas, Jonas

7-0 • Center • Lithuania

Acquired from Memphis along with the draft rights to 2021 first round pick Trey Murphy III (17th overall) and 2021 second round pick Brandon Boston (51st overall) in exchange for Steven Adams, Eric Bledsoe, the draft rights to 2021 first round pick Ziaire Williams (10th overall) and 2021 second round pick Jared Butler (40th overall), and a protected 2022 first round pick.

YEAR	G	GS	MIN	FG	FGA	PCT	3P	3PA	PCT	FT	FTA	PCT	OFF	DEF	TOT	AST	PF	DQ	STL	TO	BLK	PTS	AVG
21-22	74	74	2240	510	938	.544	57	158	.361	237	289	.820	226	617	843	190	247	4	41	179	60	1314	17.8
22-23	79	79	1968	446	816	.547	38	109	.349	185	224	.826	225	579	804	140	245	1	20	159	52	1115	14.1
<b>TOTALS</b>	<b>153</b>	<b>153</b>	<b>4208</b>	<b>956</b>	<b>1754</b>	<b>.545</b>	<b>95</b>	<b>267</b>	<b>.356</b>	<b>422</b>	<b>513</b>	<b>.823</b>	<b>451</b>	<b>1196</b>	<b>1647</b>	<b>330</b>	<b>492</b>	<b>5</b>	<b>61</b>	<b>338</b>	<b>112</b>	<b>2429</b>	<b>15.9</b>



# TEAM HISTORY

## Vasquez, Greivis

6-6 • Guard • Maryland

Acquired from Memphis in exchange for forward Quincy Pondexter on December 24, 2011...Traded to Sacramento as part of a three team trade that also sent a 2016 second round pick, a future second round pick and cash considerations (from Portland) to Sacramento, Robin Lopez and Terrel Harris (from New Orleans) to Portland, in exchange for Tyreke Evans (from Sacramento) and Jeff Withey (from Portland).

YEAR	G	GS	MIN	FG	FGA	PCT	3P	3PA	PCT	FT	FTA	PCT	OFF	DEF	TOT	AST	PF	DO	STL	TO	BLK	PTS	AVG
11-12	66	26	1706	225	523	.430	43	135	.319	96	117	.821	23	150	173	359	126	1	60	148	8	589	8.9
12-13	78	78	2685	438	1012	.433	83	243	.342	124	154	.805	43	294	337	704	190	0	66	247	6	1083	13.9
<b>TOTALS</b>	<b>144</b>	<b>104</b>	<b>4391</b>	<b>663</b>	<b>1535</b>	<b>.432</b>	<b>126</b>	<b>378</b>	<b>.333</b>	<b>220</b>	<b>271</b>	<b>.812</b>	<b>66</b>	<b>444</b>	<b>510</b>	<b>1063</b>	<b>316</b>	<b>1</b>	<b>126</b>	<b>395</b>	<b>14</b>	<b>1672</b>	<b>11.6</b>

## Vinicius, Marcus

6-8 • Forward • Brazil

Selected with the 43rd overall pick in the second round of the 2006 NBA Draft...Traded to Memphis February 21, 2008.

YEAR	G	GS	MIN	FG	FGA	PCT	3P	3PA	PCT	FT	FTA	PCT	OFF	DEF	TOT	AST	PF	DO	STL	TO	BLK	PTS	AVG
06-07	13	0	103	7	15	.467	3	7	.429	5	7	.714	2	9	11	5	10	0	2	6	1	22	1.7
07-08	13	0	69	9	20	.450	5	12	.417	5	11	.455	1	7	8	2	4	0	1	3	1	28	2.2
<b>TOTALS</b>	<b>26</b>	<b>0</b>	<b>172</b>	<b>16</b>	<b>35</b>	<b>.457</b>	<b>8</b>	<b>19</b>	<b>.421</b>	<b>10</b>	<b>18</b>	<b>.556</b>	<b>3</b>	<b>16</b>	<b>19</b>	<b>7</b>	<b>14</b>	<b>0</b>	<b>3</b>	<b>9</b>	<b>2</b>	<b>50</b>	<b>1.9</b>

## Vroman, Jackson

6-10 • Forward • Iowa State

Acquired from Phoenix along with Casey Jacobsen and Maciej Lampe in exchange for Jim Jackson and a 2005 second round draft pick on Jan. 21, 2005...Waived on Mar. 31, 2006.

YEAR	G	GS	MIN	FG	FGA	PCT	3P	3PA	PCT	FT	FTA	PCT	OFF	DEF	TOT	AST	PF	DO	STL	TO	BLK	PTS	AVG
04-05	36	17	648	76	183	.415	0	3	0.000	44	68	.647	59	103	162	33	94	3	22	57	17	196	5.4
05-06	41	2	406	26	66	.394	0	0	---	21	44	.477	33	53	86	11	78	2	12	21	11	73	1.8
<b>TOTALS</b>	<b>77</b>	<b>19</b>	<b>1054</b>	<b>102</b>	<b>249</b>	<b>.410</b>	<b>0</b>	<b>3</b>	<b>.000</b>	<b>65</b>	<b>112</b>	<b>.580</b>	<b>92</b>	<b>156</b>	<b>248</b>	<b>44</b>	<b>172</b>	<b>5</b>	<b>34</b>	<b>78</b>	<b>28</b>	<b>269</b>	<b>3.5</b>

## Wallace, Tyrone

6-5 • Guard • California

Signed as a 10-day contract on March 11, 2022...Signed to a second 10-day contract on March 21, 2022.

YEAR	G	GS	MIN	FG	FGA	PCT	3P	3PA	PCT	FT	FTA	PCT	OFF	DEF	TOT	AST	PF	DO	STL	TO	BLK	PTS	AVG
21-22	6	0	75	7	20	.350	2	8	.250	1	5	.200	0	8	8	1	7	0	3	2	1	17	2.8

## Warrick, Hakim

6-9 • Forward • Syracuse

Acquired from Phoenix along with Robin Lopez and cash considerations in a three-team trade that sent Jerome Dyson, Brad Miller, Wesley Johnson and a first round pick to Phoenix, and two second round picks to Minnesota on July 21, 2012...Traded to Charlotte in exchange for Matt Carroll on November 13, 2012.

YEAR	G	GS	MIN	FG	FGA	PCT	3P	3PA	PCT	FT	FTA	PCT	OFF	DEF	TOT	AST	PF	DO	STL	TO	BLK	PTS	AVG
12-13	1	0	7	1	2	.500	0	0	---	2	2	1.000	0	0	0	0	0	0	1	0	0	4	4.0

## Watkins, Darryl

6-11 • Center • Syracuse

Signed as a free agent on April 18, 2012...Traded to Philadelphia along with Dorell Wright (from Golden State) as part of a three-team trade that sent Jarrett Jack (from New Orleans) to Golden State in exchange for the rights to Edin Bacvic (from Philadelphia).

YEAR	G	GS	MIN	FG	FGA	PCT	3P	3PA	PCT	FT	FTA	PCT	OFF	DEF	TOT	AST	PF	DO	STL	TO	BLK	PTS	AVG
11-12	5	0	98	7	14	.500	0	0	---	9	18	.500	8	19	27	3	14	0	5	8	4	23	4.6

## Wells, Bonzi

6-5 • Guard/Forward • Ball State

Acquired along with Mike James and cash considerations (from Houston) in a three-team trade that sent Bobby Jackson, Adam Haluska, a 2008 second round draft pick (from New Orleans) and the rights to Sergei Lishouk (from Memphis) to Houston, and forward Marcus Vinicius (from New Orleans), the rights to Malik Badiane and cash considerations (from Houston) to Memphis on Feb. 21, 2008. Became a free agent after the 2007-08 season.

YEAR	G	GS	MIN	FG	FGA	PCT	3P	3PA	PCT	FT	FTA	PCT	OFF	DEF	TOT	AST	PF	DO	STL	TO	BLK	PTS	AVG
07-08	22	0	438	77	157	.490	4	12	.333	35	53	.660	21	50	71	17	44	0	24	27	8	193	8.8

## Wesley, David

6-1 • Guard • Baylor

Signed as a free agent on July 1, 1997...Traded to Houston in exchange for Jim Jackson and Bostjan Nachbar on Dec. 27, 2004.

YEAR	G	GS	MIN	FG	FGA	PCT	3P	3PA	PCT	FT	FTA	PCT	OFF	DEF	TOT	AST	PF	DO	STL	TO	BLK	PTS	AVG
02-03	73	73	2710	449	1037	.433	134	316	.424	185	237	.781	38	137	175	251	173	0	109	132	9	1217	16.7
03-04	61	60	2001	311	800	.389	92	285	.323	137	182	.753	28	106	134	175	147	1	71	100	14	851	14.0
04-05	26	26	934	133	342	.389	28	80	.350	67	76	.882	12	73	85	109	65	0	35	54	1	361	13.9
<b>TOTALS</b>	<b>160</b>	<b>159</b>	<b>5645</b>	<b>893</b>	<b>2179</b>	<b>.410</b>	<b>254</b>	<b>681</b>	<b>.373</b>	<b>389</b>	<b>495</b>	<b>.786</b>	<b>78</b>	<b>316</b>	<b>394</b>	<b>535</b>	<b>385</b>	<b>1</b>	<b>215</b>	<b>286</b>	<b>24</b>	<b>2429</b>	<b>15.2</b>

## West, David

6-9 • Forward • Xavier

Selected in the first round (18th overall) of the 2003 NBA Draft...Signed a contract extension on October 30, 2006...Became a free agent after the 2010-2011 season.

YEAR	G	GS	MIN	FG	FGA	PCT	3P	3PA	PCT	FT	FTA	PCT	OFF	DEF	TOT	AST	PF	DO	STL	TO	BLK	PTS	AVG
03-04	71	71	2710	449	1037	.433	134	316	.424	185	237	.781	38	137	175	251	173	0	109	132	9	1217	16.7
04-05	30	8	552	75	172	.436	2	5	.400	34	50	.680	40	89	129	23	62	0	12	37	16	186	6.2
05-06	74	74	2526	530	1036	.512	3	11	.273	199	236	.843	168	380	548	92	214	1	61	105	64	1262	17.1
06-07	52	52	1900	377	792	.476	6	25	.320	187	227	.824	126	298	424	114	145	2	42	98	38	949	18.3
07-08	76	76	2870	629	1305	.482	6	25	.240	300	353	.850	180	495	675	177	208	0	62	165	99	1564	20.6
08-09	76	76	2982	610	1292	.472	6	25	.240	367	415	.884	160	486	646	173	207	1	49	163	68	1593	21.0
09-10	81	81	2949	619	1226	.505	7	27	.259	296	342	.865	164	441	605	239	233	0	76	173	60	1541	19.0
10-11	70	70	2451	528	1040	.508	2	9	.222	264	327	.807	155	374	529	164	202	1	67	142	62	1322	18.9
<b>TOTALS</b>	<b>530</b>	<b>438</b>	<b>17160</b>	<b>3476</b>	<b>7091</b>	<b>.490</b>	<b>34</b>	<b>129</b>	<b>.264</b>	<b>1704</b>	<b>2030</b>	<b>.839</b>	<b>1110</b>	<b>2743</b>	<b>3853</b>	<b>1042</b>	<b>1386</b>	<b>5</b>	<b>396</b>	<b>931</b>	<b>435</b>	<b>8690</b>	<b>16.4</b>

## Williams, Aaron

6-9 • Forward/Center • Xavier

Acquired from the Toronto Raptors in exchange for two second-round picks (2006 and 2009) on Jan. 31, 2006...Became a free agent following the 2005-06 season.

YEAR	G	GS	MIN	FG	FGA	PCT	3P	3PA	PCT	FT	FTA	PCT	OFF	DEF	TOT	AST	PF	DO	STL	TO	BLK	PTS	AVG
05-06	34	2	692	81	157	.516	0	0	---	35	52	.673	59	107	166	16	110	0	13	25	18	197	5.8

# TEAM HISTORY

## ALL-TIME TRANSACTIONS

### 2002-03

---

June 25, 2002	Traded 2002 first round draft pick (17th overall) to Washington for guard Courtney Alexander.
July 30, 2002	Signed guard Baron Davis to a multi-year contract extension.
August 23, 2002	Re-signed forward Robert Traylor to a contract.
September 30, 2002	Re-signed free agent forward Lee Nailon. Signed free agent guard Terrell McIntyre and center Thomas Hamilton.
October 12, 2002	Waived center Thomas Hamilton.
October 23, 2002	Waived forward Lee Nailon and guard Terrell McIntyre.
January 10, 2003	Signed guard Robert Pack to a 10-day contract.
January 20, 2003	Signed guard Robert Pack to a second 10-day contract
January 27, 2003	Signed guard Randy Livingston to a 10-day contract and waived forward Matt Bullard.
January 30, 2003	Signed guard Robert Pack to a contract for the remainder of the season.
February 5, 2003	Released guard Randy Livingston.
February 20, 2003	Traded center Elden Campbell to the Seattle SuperSonics for guard Kenny Anderson.
April 8, 2003	The NBA Board of Governors voted the Hornets would join the Western Conference starting in the 2004-05 season.

### 2003-04

---

May 4, 2003	Head Coach Paul Silas, Assistants Brian Hill, Stephen Silas and Bob Donnewald Jr. were notified that their contracts would not be renewed by the club.
May 7, 2003	Announced General Manager Jeff Bower resignation.
May 28, 2003	Announced the hiring of Allan Bristow as assistant general manager.
June 9, 2003	Hired Tim Floyd as the team's new head coach.
June 11, 2003	Exercised the team option on forward Robert Traylor for the 2003-04 season.
June 19, 2003	Hired former General Manager Jeff Bower as an assistant coach.
June 23, 2003	Hired Jan van Breda Kolff as an assistant coach.
June 25, 2003	Hired Kenny Gattison as an assistant coach.
June 26, 2003	Drafted forward David West (Xavier) with the 18th overall selection and center James Lang (Central Park Christian H.S.) with the 48th overall selection in the 2003 NBA Draft.
June 30, 2003	Hired Alvin Gentry as an assistant coach.
July 3, 2003	Named Jack Capella executive vice president/chief operating officer of the organization.
July 11, 2003	Signed first round draft choice (18th overall) forward David West to a contract.
July 16, 2003	Re-signed forward PJ Brown.
July 21, 2003	Signed free agent center Sean Rooks to a contract.
July 29, 2003	Signed free agent guard Darrell Armstrong to a contract.
August 4, 2003	Signed forward George Lynch to a contract extension.
September 30, 2003	Signed second round draft pick James Lang, free agent forward Paul Shirley and free agent guard Kareem Reid to contracts.
October 23, 2003	Hornets waive free agent forward Paul Shirley and free agent guard Kareem Reid.
October 29, 2003	Waived forward Kirk Haston and signed free agent guard Steve Smith.
October 30, 2003	Signed center Jamaal Magloire to a contract extension.
December 29, 2003	Waived forward James Lang.
January 26, 2004	Signed guard Tierre Brown to a 10-day contract.
February 19, 2004	Traded center Sean Rooks to Orlando for guard Shammond Williams.
March 2, 2004	Waived guard Bryce Drew.
March 25, 2004	Signed guard Maurice Carter to a 10-day contract.
April 4, 2004	Signed guard Maurice Carter for the remainder of the season.

### 2004-05

---

May 5, 2004	Announced the retirement of Executive Vice President of Basketball Operations/General Manager Bob Bass.
May 7, 2004	Relieved Tim Floyd of coaching duties.
May 28, 2004	Hired Byron Scott as Head Coach.
June 16, 2004	Claimed guard Alex Garcia off of waivers from the San Antonio Spurs.
June 17, 2004	Promoted Assistant General Manager Allan Bristow to general manager.
June 22, 2004	Announced that Assistant Coach Kenny Gattison would be retained.
June 22, 2004	Named Assistant Coach Jeff Bower as director of player personnel; guard Maurice Carter was selected by the Charlotte Bobcats in the 2004 NBA Expansion Draft.
June 24, 2004	Drafted guard J.R. Smith (St. Benedict's Prep) with the 18th overall selection and guard Tim Pickett (Florida State) with the 44th overall pick in the 2004 NBA Draft.
June 29, 2004	Named Willis Reed as Vice President of Basketball Operations.
July 6, 2004	Signed first round draft choice (18th overall) forward J.R. Smith to a contract.



# TEAM HISTORY

July 16, 2004	Signed Toronto forward Morris Peterson to an offer sheet.
July 19, 2004	Signed free agent forward/center Chris Andersen to a contract.
July 21, 2004	Hired Darrell Walker as an assistant coach.
August 3, 2004	Signed free agent forward Rodney Rogers and second round draft choice (44th overall) Tim Pickett to contracts.
August 4, 2004	Hired Jim Clemons as an assistant coach.
August 18, 2004	Hired Robert Werdann as a scout.
September 29, 2004	Signed free agent center Sean Finn and forwards Tremaine Fowlkes, Britton Johnsen and Nate Williams.
September 30, 2004	Signed free agent guard Junior Harrington and forward Lee Nailon.
October 4, 2004	Signed free agent guard Ray Young.
October 9, 2004	Waived center Sean Finn and guard Ray Young.
October 28, 2004	Waived forwards Tremaine Fowlkes and Nate Williams.
October 31, 2004	Waived forward Britton Johnsen.
November 19, 2004	Signed forward Matt Freije and waived guard Tim Pickett.
December 3, 2004	Traded guard Darrell Armstrong to Dallas in exchange for guard Dan Dickau and a 2005 second round draft pick.
December 4, 2004	Signed forward Corsley Edwards.
December 12, 2004	Signed forward Lonny Baxter.
December 27, 2004	Traded guard David Wesley to Houston in exchange for guard Jim Jackson and forward Bostjan Nachbar and waived guard Alex Garcia and forward Lonnie Baxter.
December 29, 2004	Suspended guard/forward Jim Jackson indefinitely for failing to report to the team.
January 3, 2005	Waived forward Corsley Edwards.
January 5, 2005	Signed forward Corsley Edwards to a 10-day contract.
January 21, 2005	Traded guard Jim Jackson and a 2005 second round draft pick to Phoenix in exchange for guard/forward Casey Jacobsen, forward/center Maciej Lampe and forward/center Jackson Vroman; waived guard Junior Harrington and forward Matt Freije.
January 28, 2005	Signed guard Junior Harrington to a 10-day contract.
February 24, 2005	Traded forward Jamal Mashburn and Rodney Rogers to Philadelphia for forward Glenn Robinson; traded guard Baron Davis to Golden State for guard Speedy Claxton, center Dale Davis and cash considerations.
March 1, 2005	Waived center Dale Davis and forward Glenn Robinson.

## 2005-06

---

May 19, 2005	Exercised the team option on Jackson Vroman through the 2005-06 season.
June 29, 2005	Drafted guard Chris Paul (Wake Forest) with the fourth overall pick and forward Brandon Bass (LSU) with the 33rd overall pick in the 2005 NBA Draft.
July 5, 2005	Signed first round draft choice (fourth overall) guard Chris Paul to a contract.
August 2, 2005	Re-signed free agent forward Bostjan Nachbar to a contract; signed free agent guard Arvydas Macijauskas to a contract; Traded the rights to center Roberto Duenas to Miami in exchange for Rasual Butler from Miami and Kirk Snyder from Utah in a five-team, 13-player deal that also sent Antoine Walker (from Boston) and Jason Williams, James Posey and Andre Emmitt (from Memphis) to Miami, Eddie Jones (from Miami) and Raul Lopez (from Utah) to Memphis, Greg Ostertag (from Memphis) to Utah, and Curtis Borchardt (from Utah) and Qyntel Woods, the draft rights to Albert Miralles, two second round draft picks and cash considerations (from Miami) to Boston.
August 3, 2005	Re-signed free agent forward Chris Andersen to a contract.
September 19, 2005	Announced the temporary relocation of the team to Oklahoma City, OK for the 2005-06 season.
September 30, 2005	Signed second round draft choice (33rd overall) forward Brandon Bass to a contract.
September 30, 2005	Traded guard Dan Dickau to the Boston Celtics for a second round pick in the 2006 NBA Draft.
October 1, 2005	Announced the resignation of General Manager Allan Bristow.
October 1, 2005	Announced the promotion of Jeff Bower to General Manager from Director of Player Personnel.
October 1, 2005	Hired David Miller as an assistant coach.
October 1, 2005	Signed free agents Sean Banks, Troy Bell and Alex Garcia.
October 18, 2005	Waived guard Troy Bell.
October 26, 2005	Traded center Jamaal Magloire to the Milwaukee Bucks for forward Desmond Mason, an unconditional first round pick in the 2006 NBA Draft and cash considerations.
October 27, 2005	Waived guard Alex Garcia.
October 28, 2005	Waived forward George Lynch.
November 17, 2005	Assigned forward Sean Banks to the Tulsa 66ers of the NBA G League.
January 5, 2006	Announced that the team would play three games at the New Orleans Arena (3/8 vs. LAL, 3/18 vs. DEN, 3/21 vs. LAC); waived forward Sean Banks.
January 27, 2006	NBA announced that forward Chris Andersen had been dismissed and disqualified from the NBA for violating the terms of the Anti-Drug Program.
January 31, 2006	NBA announced that the team will remain in Oklahoma City for 35 games in the 2006-07 season and that it will play its other six home games in New Orleans; traded two second round draft picks (2006 and 2009) to the Toronto Raptors for forward Aaron Williams.

# TEAM HISTORY

February 1, 2006	Acquired center Steven Hunter and cash considerations from Philadelphia in exchange for second round picks in 2006 and 2007.
February 7, 2006	Announced that the Steven Hunter trade had been rescinded.
February 13, 2006	Traded center Maciej Lampe to the Houston Rockets for guard Moochie Norris and cash considerations.
February 23, 2006	Traded forward Bostjan Nachbar to the New Jersey Nets for center Marc Jackson and forward Linton Johnson III.
March 24, 2006	Assigned forward Brandon Bass to the Tulsa 66ers of the NBA G League.
March 29, 2006	Recalled forward Brandon Bass from the Tulsa 66ers.
March 31, 2006	Waived forward/center Jackson Vroman and signed forward Marcus Fizer to a 10-day contract.
April 10, 2006	Signed forward Marcus Fizer for the remainder of the 2005-06 season.

## 2006-07

---

June 13, 2006	Exercised the team option on forward Brandon Bass through the 2006-07 season.
June 27, 2006	Announced that the contract of Head Coach Byron Scott had been extended through the 2008-09 season.
June 28, 2006	Drafted center Hilton Armstrong from Connecticut with the 12th overall pick and forward/center Cedric Simmons from North Carolina State with the 15th overall pick in the NBA Draft. Selected Marcus Vinicius of Brazil with the 43rd overall pick in the second round.
July 5, 2006	Signed first round draft picks Hilton Armstrong and Cedric Simmons to contracts; waived guard Moochie Norris.
July 12, 2006	Acquired forward Peja Stojakovic and cash considerations from the Indiana Pacers in exchange for the draft rights to Andrew Betts. Waived guard Arvydas Macijauskas.
July 14, 2006	Acquired center Tyson Chandler from the Chicago Bulls in exchange for forward PJ Brown and guard J.R. Smith. Traded guard Kirk Snyder to the Houston Rockets in exchange for cash considerations and a conditional 2008 second round pick (the Hornets to receive the higher second round slot between the two teams in the 2008 NBA Draft).
July 19, 2006	Signed free agent guard Bobby Jackson and re-signed forward Rasual Butler.
August 9, 2006	Signed free agent guard Jannero Pargo.
August 25, 2006	Announced that the contract of General Manager Jeff Bower had been extended through the 2010-11 season. Announced that the contracts of Assistant Coaches Darrell Walker, Kenny Gattison and David Miller had been extended through the 2006-07 season.

## 2007-08

---

June 12, 2007	Hired Charlie Parker as assistant coach.
June 28, 2007	Drafted forward Julian Wright (Kansas) with the 13th overall pick and guard Adam Haluska (Iowa) with the 43rd overall pick in the 2007 NBA Draft.
July 2, 2007	Hired Paul Pressey as assistant coach.
July 7, 2007	Signed first round draft pick Julian Wright and second round pick Adam Haluska to contracts.
July 23, 2007	Signed free agent guard Morris Peterson.
July 24, 2007	Announced Gary Chouest as a minority owner.
August 8, 2007	Re-signed guard Jannero Pargo.
September 13, 2007	Signed free agent forward/center Melvin Ely.
September 29, 2007	Acquired David Wesley from the Cleveland Cavaliers in exchange for Cedric Simmons.
February 21, 2008	Acquired Bonzi Wells, Mike James and cash considerations (from Houston) in a three-team trade that sent Bobby Jackson, Adam Haluska, a 2008 second-round draft pick (from New Orleans) and the rights to Sergei Lishouk (from Memphis) to Houston, and forward Marcus Vinicius, the rights to Malick Badiane and cash considerations (from Houston) to Memphis.
March 5, 2008	Signed forward/center Chris Andersen.

## 2008-09

---

May 28, 2008	Signed head coach Byron Scott to a contract extension.
June 26, 2008	Drafted forward Darrell Arthur (Kansas) with the 27th overall pick then traded Arthur's draft rights to Portland for cash considerations.
July 9, 2008	Signed guard Chris Paul to a contract extension.
July 23, 2008	Signed guard/forward James Posey.
August 22, 2008	Signed guard/forward Devin Brown.
August 26, 2008	Signed forward/center Sean Marks.
October 25, 2008	Hornets exercise fourth-year option on Hilton Armstrong and third-year option on Julian Wright.
December 10, 2008	Acquire guard Antonio Daniels from Washington in exchange for Mike James.
January 23, 2009	Sign forward Anthony Tolliver to a 10-day contract

## 2009-10

---

June 5, 2009	Announced that assistant coach Kenny Gattison will not return to the team.
June 25, 2009	Drafted guard Darren Collison (UCLA) with the 21st overall pick and acquired the draft rights to 43rd overall pick Marcus Thornton (LSU) from the Miami Heat for two future second round picks in the 2009 NBA Draft.



# TEAM HISTORY

July 8, 2009	Signed draft picks Darren Collison and Marcus Thornton.
July 13, 2009	Named Rob Werdann assistant coach.
July 27, 2009	Signed free agent forward/center Ike Diogu.
July 28, 2009	Acquired center Emeka Okafor of the Charlotte Bobcats in exchange for center Tyson Chandler.
August 6, 2009	Named Robert Pack assistant coach.
August 12, 2009	Acquired a future second round pick from the Los Angeles Clippers in exchange for Rasual Butler.
August 27, 2009	Re-signed forward/center Sean Marks.
September 9, 2009	Acquired Bobby Brown and Darius Songaila from the Minnesota Timberwolves in exchange for Antonio Daniels and a 2014 second round draft pick.
September 28, 2009	Signed Larry Owens and Earl Barron to training camp contracts.
October 21, 2009	Waived Larry Owens and Earl Barron.
October 26, 2009	Exercised fourth-year option on Julian Wright.
November 12, 2009	Byron Scott relieved of head coaching duties; Jeff Bower named Head Coach; Tim Floyd added as Lead Assistant Coach.
January 11, 2010	Acquired conditional second round draft pick in 2016 from Sacramento in exchange for Hilton Armstrong.
January 25, 2010	Acquired Aaron Gray in exchange for Devin Brown.
January 26, 2010	Acquired conditional second round draft pick in 2014 from L.A. Clippers for Bobby Brown.
February 5, 2010	Signed Jason Hart to 10-day contract.
April 20, 2010	Jeff Bower steps down as head coach and resumes sole focus on General Manager duties.

## 2010-11

---

June 7, 2010	Monty Williams named Head Coach
June 30, 2010	Michael Malone, Bryan Gates and James Borrego named Assistant Coaches.
July 8, 2010	Acquired draft rights to Craig Brackins and Quincy Pondexter from Oklahoma City in exchange for the draft rights to Cole Aldrich and Morris Peterson.
July 13, 2010	General Manager Jeff Bower resigns.
July 27, 2010	Dell Demps named General Manager.
August 4, 2010	Randy Ayers and Fred Vinson named Assistant Coaches; Michael Malone named Lead Assistant Coach
August 11, 2010	Tim Connelly hired as Assistant General Manager and Gerald Madkins hired as Vice President of Player Personnel today.
August 11, 2010	Acquired Trevor Ariza from the Houston Rockets in a trade that sent James Posey and Darren Collison from New Orleans to Indiana, Courtney Lee from New Jersey to Houston and Troy Murphy from Indiana to New Jersey.
August 11, 2010	Acquired Marco Belinelli from Toronto in exchange for Julian Wright.
August 31, 2010	Mark Cranston named Head Athletic Trainer, Carlos Daniel named Strength Coach and Adam Tatalovich named Video Coordinator.
September 7, 2010	Signed free agent Mustafa Shakur.
September 17, 2010	Signed free agents D.J. Strawberry and Darryl Watkins; announced hiring of scouts David Booth, John Caridio and Terrance "Doc" Martin.
September 20, 2010	Signed free agent Joe Alexander.
September 23, 2010	Acquired Willie Green and Jason Smith from Philadelphia in exchange for Darius Songaila and Craig Brackin
September 24, 2010	Signed free agents Jannero Pargo and Pops Mensah-Bonsu.
October 5, 2010	Released Jannero Pargo.
October 15, 2010	Signed free agent D.J. Mbenga.
October 18, 2010	Acquired Curtis Jerrells, waived Mustafa Shakur and Darryl Watkins.
October 20, 2010	Waived D.J. Strawberry.
October 23, 2010	Acquired Jerryd Bayless from the Portland Trail Blazers in exchange for a conditional first round pick.
October 24, 2010	Waived Curtis Jerrells.
November 13, 2010	Waived Joe Alexander.
November 19, 2010	Traded Jerryd Bayless and Peja Stojakovic to Toronto in exchange for Jarrett Jack, Marcus Banks and David Andersen.
January 4, 2011	Waived Pops Mensah-Bonsu.
February 4, 2011	Signed Sasha Pavlovic to a 10-day contract.
February 23, 2011	Acquired Carl Landry from the Sacramento Kings for Marcus Thornton and cash considerations.
March 9, 2011	Signed Jerel McNeal to a 10-day contract.
March 26, 2011	Signed Patrick Ewing Jr. to a 10-day contract.
April 5, 2011	Signed Patrick Ewing Jr. for the remainder of season.

## 2011-12

---

June 23, 2011	Trade the rights to forward/center Jonathan Harrelson (45th overall pick in the 2011 NBA Draft) to the New York Knicks for financial considerations.
June 27, 2011	Forward David West declines player option for the 2011-12 season and becomes a free agent.; center Aaron Gray declines player option for the 2011-12 season and becomes a free agent.
June 30, 2011	Extend qualifying offer to guard Marco Belinelli for the 2011-12 season.

# TEAM HISTORY

July 7, 2011	Reigning NBA G League champion Iowa Energy named new Hornets D-League affiliate.
August 2, 2011	Dave Hanners named assistant coach, Randy Ayers promoted to lead assistant.
December 9, 2011	Hornets sign nine free agents (Brian Butch, Justin Dentmon, Jerome Dyson, Moses Ehambe, Carldeil Johnson, Trey Johnson, DaJuan Summers, Trey Johnson and Terrico White) to training camp roster.
December 13, 2011	Guard Marco Belinelli signs qualifying offer.
December 13, 2011	Waive forward Patrick Ewing Jr.
December 14, 2011	Acquire forward Al-Farouq Aminu, guard Eric Gordon, center Chris Kaman and the more favorable of the 2012 first round picks between the Los Angeles Clippers and Minnesota Timberwolves from the Clippers in exchange for guard Chris Paul and two 2015 2nd round picks.
December 17, 2011	Re-sign free agent forward Carl Landry and forward/center Jason Smith...waive guards Justin Dentmon, Terrico White and Moses Ehambe.
December 19, 2011	Waive forward David Andersen.
December 23, 2011	Sign forward/center Gustavo Ayon...waive center Brian Butch.
December 24, 2011	Acquire guard Greivis Vasquez from the Memphis Grizzlies for forward Quincy Pondexter; Waive guard Jerome Dyson.
December 31, 2011	Waive forward Lance Thomas.
January 4, 2012	Acquire guard Xavier Henry from the Memphis Grizzlies as part of a three-team trade in exchange for a 2013 2nd round pick.
January 27, 2012	Waive guard Trey Johnson.
February 6, 2012	Sign forward Lance Thomas to a 10-day contract.
February 7, 2012	Waive guard Carldeil 'Squeaky' Johnson and forward DaJuan Summers.
February 8, 2012	Sign guard Donald Sloan to a 10-day contract.
February 15, 2012	Sign forward Solomon Jones to a 10-day contract.
February 16, 2012	Sign forward Lance Thomas to a second 10-day contract.
February 20, 2012	Sign guard Donald Sloan to a second 10-day contract.
February 27, 2012	Sign forward Lance Thomas for the remainder of the season; sign center Solomon Jones to a second 10-day contract.
March 9, 2012	Sign center Jeff Foote to a 10-day contract.
March 18, 2012	Assign guard Xavier Henry to the Iowa Energy of the NBA G League.
March 19, 2012	Recall guard Xavier Henry from the Iowa Energy of the NBA G League.
March 20, 2012	Claim center Chris Johnson off waivers.
April 10, 2012	Sign guard Jerome Dyson to a 10-day contract.
April 18, 2012	Sign center Darryl Watkins for the remainder of the season; waive center Chris Johnson.
April 20, 2012	Sign guard Jerome Dyson for the remainder of the season.

## 2012-13

---

June 15, 2012	Tom Benson's purchase of the franchise is approved by the NBA's Board of Governors.
June 20, 2012	Acquire forward Rashard Lewis and the 46th pick in the 2012 NBA Draft from the Washington Wizards in exchange for center Emeka Okafor and forward Trevor Ariza.
June 28, 2012	Extend qualifying offer to guard Eric Gordon, making him a restricted free agent.
June 28, 2012	Draft forward Anthony Davis (Kentucky) with the first overall pick, guard Austin Rivers (Duke) with the 10th pick and forward Darius Miller (Kentucky) 46th overall in the 2012 NBA Draft.
June 30, 2012	Waive forward Rashard Lewis.
July 11, 2012	Acquire forward Ryan Anderson from the Orlando Magic in exchange for forward/center Gustavo Ayon; acquire forward/center Edin Bacvic from the Philadelphia 76ers in a three-way deal that sent guard Jarrett Jack to the Golden State Warriors and center Darryl Watkins to the 76ers, while forward Dorell Wright went from Golden State to Philadelphia.
July 13, 2012	Acquire center Brad Miller, the Brooklyn Nets' 2013 second round pick and the Minnesota Timberwolves' 2016 second round pick from Minnesota in exchange for the New Orleans' protected second round pick in 2017.
July 14, 2012	Match the Phoenix Suns' offer to restricted free agent guard Eric Gordon.
July 24, 2012	Sign 2012 draft picks forward Anthony Davis and guard Austin Rivers.
July 27, 2012	Acquire center Robin Lopez, forward Hakim Warrick and cash considerations from the Phoenix Suns in exchange for guard Jerome Dyson and center Brad Miller, with two second round picks (acquired in the July 13 trade) going to Minnesota as part of the three-team deal that sent forward Wesley Johnson and a first round pick from Minnesota to Phoenix.
August 4, 2012	Sign guard Roger Mason, Jr.
August 16, 2012	Sign guard Brian Roberts.
August 19, 2012	Sign Head Coach Monty Williams to a contract extension.
September 6, 2012	Sign second round pick Darius Miller.
October 1, 2012	Sign free agents Solomon Alabi, Dominique Morrison and Chris Wright for training camp roster.
October 8, 2012	Waive training camp invitee Domonique Morrison.
October 24, 2012	Waive training camp invitees Solomon Alabi and Chris Wright.



# TEAM HISTORY

November 13, 2012	Acquire guard Matt Carroll from the Charlotte Bobcats in exchange for forward Hakim Warrick.
November 20, 2012	Waive guard Matt Carroll.
December 16, 2012	Sign forward Dominic McGuire
January 4, 2013	Waive forward Dominic McGuire
January 7, 2013	Sign guard Donald Sloan to 10-day contract.
March 3, 2013	Sign forward/center Henry Sims to 10-day contract.
March 8, 2013	Sign guard Terrel Harris to 10-day contract.
March 12, 2013	Sign center Lou Amundson for the remainder of the season.
March 18, 2013	Sign guard Terrel Harris to second 10-day contract.
March 28, 2013	Sign guard Terrel Harris for the remainder of the season.

## 2013-14

---

June 27, 2013	Draft center Nerlens Noel (Kentucky) with the sixth overall pick in the 2014 NBA Draft.
July 10, 2013	Waive forward Lance Thomas; Renounce rights to Louis Amundson, Xavier Henry and Roger Mason, Jr.; Sign free agents Al-Farouq Aminu and Greg Stiemsma; Acquire Tyreke Evans (from Sacramento) and drafts rights to Jeff Withey (from Portland) in a three team trade that sent Robin Lopez and Terrel Harris (from New Orleans) to Portland, and Greivis Vasquez (from New Orleans), a 2016 second round pick, a future second round pick and cash considerations (from Portland) to Sacramento.
July 12, 2013	Acquired Jrue Holiday and the draft rights to Pierre Jackson from Philadelphia in exchange for the draft rights to Nerlens Noel and a 2014 first round pick.
July 18, 2013	Sign free agent Anthony Morrow.
July 30, 2013	Sign center Jeff Withey to a contract.
August 22, 2013	Sign forwards Lance Thomas and Arinze Onuaku to contracts.
November 12, 2013	Sign forwards Josh Childress and Lou Amundson, waive forwards Lance Thomas and Arinze Onuaku.
December 11, 2013	Waive forward Josh Childress.
December 20, 2013	Sign center Alexis Ajinca.
December 31, 2013	Waive Lou Amundson.
January 21, 2014	Acquire guard Tyshawn Taylor from the Brooklyn Nets in exchange for the draft rights to Edin Bavec.
January 23, 2014	Waive Tyshawn Taylor.
February 4, 2014	Sign forward Luke Babbitt.
April 11, 2014	Sign forward James Southerland.
April 14, 2014	Sign forward Melvin Ely, Waive center Greg Stiemsma.

## 2014-15

---

June 28, 2014	Acquire the draft rights to guard Russ Smith from the Philadelphia 76ers in exchange for the rights to guard Pierre Jackson.
July 11, 2014	Acquire forward Alonzo Gee from Cleveland in exchange for future draft considerations.
July 13, 2014	Acquire guard Scotty Hopson from Charlotte in exchange for cash considerations.
July 15, 2014	Acquire center Omer Asik, forward Omri Casspi and cash considerations from Houston in a three-team trade that sent forward Alonzo Gee, guard Scotty Hopson and a 2015 protected first-round draft pick to Houston and center Melvin Ely to the Washington Wizards, while forward Trevor Ariza went from Washington to Houston.
July 22, 2014	Sign free agent guard Jimmer Fredette.
July 23, 2014	Waive forward Omri Casspi.
July 24, 2014	Sign forward Patric Young.
July 26, 2014	Re-sign free agent forward Darius Miller.
August 26, 2014	Sign free agent forward John Salmons.
September 26, 2014	Sign guard Dionte Christmas, forward Kevin Jones, and center Vernon Macklin.
October 1, 2014	Sign guard D.J. Stephens.
October 9, 2014	Waive center Vernon Macklin.
October 17, 2014	Waive guard Dionte Christmas.
October 24, 2014	Waive forward Kevin Jones and guard D.J. Stephens.
October 24, 2014	Exercise fourth year option on forward Anthony Davis.
November 30, 2014	Waive forward Darius Miller and forward Patric Young.
December 4, 2014	Sign forward Dante Cunningham.
December 5, 2014	Sign guard Gal Mekel.
December 19, 2014	Waive guard Gal Mekel.
January 12, 2015	Acquire guard/forward Quincy Pondexter from Memphis in a three-team trade that sent guard Austin Rivers to Boston and guard Russ Smith to Memphis.
January 14, 2015	Sign guard Nate Wolters to a 10-day contract.
January 24, 2015	Sign guard Nate Wolters to a second 10-day contract.
February 4, 2015	Sign guard Toney Douglas to a 10-day contract.

# TEAM HISTORY

February 18, 2015	Sign guard Toney Douglas to second 10-day contract.
February 19, 2015	Waive guard Toney Douglas; Acquire guard Norris Cole, center Justin Hamilton, and forward Shawne Williams from Miami as part of a three team trade that sent forward John Salmons to Phoenix; Acquire guard Ish Smith, rights to forward Latavius Williams, cash and draft considerations from Oklahoma City in exchange for draft considerations. Waive guard Ish Smith.
February 22, 2015	Waive forward Shawne Williams.
March 3, 2015	Waive center Justin Hamilton.
March 4, 2015	Sign guard Elliot Williams to a 10-day contract.
March 14, 2015	Sign guard Elliot Williams to a second 10-day contract.
March 24, 2015	Re-sign guard Toney Douglas.
May 12, 2015	Monty Williams relieved of his duties as Head Coach.
May 30, 2015	Alvin Gentry named Head Coach.

## 2015-16

---

June 25, 2015	Draft forward Branden Dawson (Michigan State) with 56th overall pick, trade the rights of Branden Dawson to the Los Angeles Clippers for Cash Considerations.
July 9, 2015	Sign forward Anthony Davis to contract extension, re-sign forward Dante Cunningham and centers Alexis Ajinca and Omer Asik to contracts.
July 16, 2015	Sign guard Alonzo Gee.
July 20, 2015	Re-sign forward Luke Babbitt.
July 28, 2015	Sign center Kendrick Perkins.
July 31, 2015	Waive guard Toney Douglas.
August 20, 2015	Sign guard Bryce Dejean-Jones.
September 10, 2015	Sign guard Sean Kilpatrick.
September 17, 2015	Re-sign guard Norris Cole. September 23, 2015 Sign forward Jeff Adrien, guard/forward Chris Douglas-Roberts and guard Corey Webster.
October 11, 2015	Sign center Jerome Jordan
October 14, 2015	Sign center Mirza Begić
October 15, 2015	Waive guard Corey Webster, sign guard Bo McCalebb
October 16, 2015	Waive centers Mirza Begić and Jerome Jordan, sign guard Nate Robinson
October 23, 2015	Waive guards Sean Kilpatrick and Chris Douglas-Roberts
October 24, 2015	Waive forward Jeff Adrien and guards Bryce Dejean-Jones and Bo McCalebb
October 26, 2015	Sign guard Ish Smith
October 29, 2015	Waive guard Nate Robinson
October 30, 2015	Sign guard Toney Douglas
November 10, 2015	Sign guard Jimmer Fredette
November 19, 2015	Waive guard Jimmer Fredette
December 24, 2015	Trade Ish Smith to Philadelphia in exchange for two second-round draft picks.
January 21, 2016	Sign guard Bryce Dejean-Jones to 10-day contract
February 1, 2016	Sign guard Bryce Dejean-Jones to second 10-day contract
February 18, 2016	Acquire forward Jarnell Stokes and cash considerations from Miami in exchange for future second round draft pick
February 19, 2016	Re-sign guard Bryce Dejean-Jones, waive forward Jarnell Stokes
March 9, 2016	Sign guard Orlando Johnson to 10-day contract
March 16, 2016	Sign guard Tim Frazier to 10-day contract
March 25, 2016	Sign forward Jordan Hamilton to 10-day contract
March 26, 2016	Sign guard Tim Frazier for remainder of the 2015-16 season
March 30, 2016	Sign forward James Ennis to 10-day contract
April 4, 2016	Sign forward Jordan Hamilton for remainder of the 2015-16 season
April 9, 2016	Sign forward James Ennis for remainder of the 2015-16 season
June 8, 2016	Name Danny Ferry Basketball Operations Special Advisor

## 2016-17

---

June 23, 2016	Draft guard Buddy Hield (Oklahoma) with the sixth overall pick in the 2016 NBA Draft...Acquire the draft rights to Cheick Diallo (Kansas) from the Los Angeles Clippers in exchange for the draft rights to David Michineau (France) and Diamond Stone (Maryland)
July 10, 2016	Trade forward Luke Babbitt to Miami in exchange for a second-round draft pick and cash considerations
July 12, 2016	Waive guard Toney Douglas
July 21, 2016	Sign forward Solomon Hill and guards Langston Galloway and E'Twaun Moore.
July 22, 2016	Sign 2016 Draft Picks Buddy Hield and Cheick Diallo, sign forward Terrence Jones, re-sign guard/forward Alonzo Gee and guard Tim Frazier
August 12, 2016	Sign guard Shawn Dawson



# TEAM HISTORY

September 14, 2016	Sign guard Lance Stephenson
September 22, 2016	Sign forward Chris Copeland and center Robert Sacre
September 24, 2016	Sign guard Quinn Cook
October 3, 2016	Waive forward Chris Copeland
October 17, 2016	Sign guard/forward Quincy Ford
October 21, 2016	Waive guard Shawn Dawson and center Robert Sacre
October 22, 2016	Waive guard Quinn Cook and guard/forward Quincy Ford
October 24, 2016	Waive guard Alonzo Gee
November 7, 2016	Waive guard Lance Stephenson, sign guard Archie Goodwin
November 10, 2016	Assign forward Cheick Diallo to Austin Spurs (NBA G League)
November 20, 2016	Waive guard Archie Goodwin
November 21, 2016	Sign guard/forward Anthony Brown
September 24, 2016	Sign guard Quinn Cook
October 3, 2016	Waive forward Chris Copeland
October 17, 2016	Sign guard/forward Quincy Ford
October 21, 2016	Waive guard Shawn Dawson and center Robert Sacre
October 22, 2016	Waive guard Quinn Cook and guard/forward Quincy Ford
October 24, 2016	Waive guard Alonzo Gee
November 7, 2016	Waive guard Lance Stephenson, sign guard Archie Goodwin
November 10, 2016	Assign forward Cheick Diallo to Austin Spurs (NBA G League)
November 20, 2016	Waive guard Archie Goodwin
November 21, 2016	Sign guard/forward Anthony Brown
November 27, 2016	Recall forward Cheick Diallo from Austin Spurs (NBA G League)
December 2, 2016	Assign forward Cheick Diallo to Austin Spurs (NBA G League)
December 7, 2016	Recall forward Cheick Diallo from Austin Spurs (NBA G League)
December 9, 2016	Waive guard/forward Anthony Brown
December 10, 2016	Sign guard/forward Reggie Williams
January 1, 2017	Waive guard/forward Reggie Williams
January 3, 2017	Sign forward/center Donatas Motiejunas
January 10, 2017	Assign forward Cheick Diallo to Long Island Nets (NBA G League)
January 12, 2017	Recall forward Cheick Diallo from Long Island Nets (NBA G League)
January 30, 2017	Assign forward Cheick Diallo to Greensboro Swarm (NBA G League)
February 15, 2017	Recall forward Cheick Diallo from Greensboro Swarm (NBA G League)
February 20, 2017	Acquire forwards DeMarcus Cousins and Omri Casspi from Sacramento in exchange for guards Buddy Hield, Tyreke Evans, Langston Galloway and draft picks
February 23, 2017	Waive forward Terrence Jones
February 23, 2017	Sign guard/forward Hollis Thompson to 10-day contract
February 24, 2017	Sign guard Jarrett Jack to 10-day contract
February 25, 2017	Waive forward Omri Casspi
February 25, 2017	Sign guard Reggie Williams to 10-day contract
March 3, 2017	Assign forward Cheick Diallo to Greensboro Swarm (NBA G League)
March 5, 2017	Sign guard/forward Hollis Thompson to second 10-day contract
March 5, 2017	Recall forward Cheick Diallo from Greensboro Swarm (NBA G League)
March 6, 2017	Sign guard Jordan Crawford to 10-day contract
March 8, 2017	Sign guard Wayne Selden Jr. to 10-day contract
March 9, 2017	Assign forward Cheick Diallo to Greensboro Swarm (NBA G League)
March 16, 2017	Sign guard Jordan Crawford for remainder of 2016-17 season
March 17, 2017	Recall forward Cheick Diallo from Greensboro Swarm (NBA G League)
March 19, 2017	Sign guard Quinn Cook to 10-day contract
March 21, 2017	Assign forward Cheick Diallo to Greensboro Swarm (NBA G League)
March 26, 2017	Recall forward Cheick Diallo from Greensboro Swarm (NBA G League)
March 29, 2017	Sign guard Quinn Cook to second 10-day contract
April 8, 2017	Sign guard Quinn Cook for remainder of 2016-17 season
April 8, 2017	Sign guard/forward Axel Toupane for remainder of 2016-17 season

## 2017-18

June 6, 2017	Chris Finch named Assistant Coach
June 21, 2017	Acquire the 52nd overall pick in the 2017 NBA draft from Washington in exchange for guard Tim Frazier
June 22, 2017	Acquire the draft rights to Frank Jackson (Duke) from Charlotte in exchange for the draft rights to Dwayne Bacon (Florida State) and cash considerations... Acquire cash considerations from Indiana in exchange for the draft rights to Edmond Sumner (Xavier)

# TEAM HISTORY

July 6, 2017	Re-sign guard Jruce Holiday to multi-year contract.
July 11, 2017	Sign 2017 draft pick Frank Jackson
July 20, 2017	Sign free agent guard Rajon Rondo
July 25, 2017	Waive guard Quinn Cook and guard/forward Axel Toupane
July 27, 2017	Sign free agent forward Darius Miller
August 2, 2017	Sign free agent guard Charles Cooke and free agent forward Jalen Jones to two-way contracts
August 3, 2017	Sign free agent guard Ian Clark
September 1, 2017	Acquire the rights to forward/center Ater Majok from Chicago in exchange for guard/forward Quincy Pondexter, a future second draft pick and cash considerations
September 15, 2017	Sign free agent guard/forward Tony Allen
September 25, 2017	Re-sign forward Dante Cunningham, sign forwards Cliff Alexander, Perry Jones and Martell Webster
October 14, 2017	Waive forwards Cliff Alexander and Perry Jones
October 22, 2017	Waive guard Jordan Crawford; sign free agent guard Jameer Nelson
October 28, 2017	Sign free agent forward Josh Smith
October 31, 2017	Transfer Jalen Jones and Charles Cooke to Greensboro Swarm (G League)
November 10, 2017	Waive forward Josh Smith
November 11, 2017	Recall Jalen Jones and Charles Cooke from Greensboro Swarm (G League)
November 20, 2017	Transfer Jalen Jones and Charles Cooke to Greensboro Swarm (G League)
November 27, 2017	Recall Jalen Jones and Charles Cooke from Greensboro Swarm (G League)
November 28, 2017	Transfer Jalen Jones and Charles Cooke to Greensboro Swarm (G League)
December 11, 2017	Recall Jalen Jones and Charles Cooke from Greensboro Swarm (G League)
December 14, 2017	Transfer Jalen Jones and Charles Cooke to Greensboro Swarm (G League)
December 18, 2017	Recall Charles Cooke from Greensboro Swarm (G League)
December 19, 2017	Transfer Jalen Jones to Texas Legends (G League)
December 24, 2017	Transfer Charles Cooke to Greensboro Swarm (G League)
January 8, 2018	Waive forward Jalen Jones
January 10, 2018	Sign free agent guard DeAndre Liggins to 10-day contract
January 14, 2018	Sign free agent guard Mike James to two-way contract
January 19, 2018	Transfer Charles Cooke to Salt Lake City Stars (G League)
January 20, 2018	Sign guard DeAndre Liggins to second 10-day contract
January 30, 2018	Recall Charles Cooke from Salt Lake City Stars (G League)
February 1, 2018	Acquire forward Nikola Mirotić and a 2018 second-round draft pick from Chicago in exchange for center Omer Asik, guards Tony Allen and Jameer Nelson, a 2018 first-round draft pick and the right to trade 2021 second-round draft picks
February 3, 2018	Sign free agent forward/center Emeka Okafor to 10-day contract
February 5, 2018	Sign guard DeAndre Liggins to multi-year contract
February 5, 2018	Transfer Charles Cook to Salt Lake City Stars (G League)
February 8, 2018	Acquire guard Rashad Vaughn from Brooklyn in exchange for forward Dante Cunningham
February 10, 2018	Waive guards Mike James and Rashad Vaughn
February 12, 2018	Recall Charles Cooke from Salt Lake City Stars (G League)
February 14, 2018	Sign forward/center Emeka Okafor to second 10-day contract
February 21, 2018	Sign guard Walter Lemon, Jr. to 10-day contract
February 26, 2018	Sign forward/center Emeka Okafor
March 4, 2018	Sign guard Walter Lemon, Jr. to second 10-day contract
March 15, 2018	Sign guard Larry Drew II to 10-day contract
March 26, 2018	Sign guard Larry Drew to a second 10-day contract
April 5, 2018	Sign guard Jordan Crawford
June 7, 2018	Extend the contract of Head Coach Alvin Gentry through the 2020-21 season
June 21, 2018	Select guard Tony Carr (Penn State) with the 51st pick in the 2018 NBA Draft
July 9, 2018	Sign free agent guard Elfrid Payton and free agent forward Julius Randle, re-sign guard Ian Clark
July 17, 2018	Sign free agent guard Trevon Bluiett to two-way contract
July 24, 2018	Sign free agent forwards Garlon Green and Kenrich Williams
July 27, 2018	Sign free agent guard Troy Williams
August 9, 2018	Sign free agent center Jahlil Okafor
August 31, 2018	Waive guard DeAndre Liggins
September 4, 2018	Sign free agent guard Darius Morris
September 19, 2018	Waive center Emeka Okafor, sign free agent guard Jarrett Jack
September 29, 2018	Sign free agent center Brandon McCoy
October 12, 2018	Waive center Brandon McCoy and guard Darius Morris
October 13, 2018	Waive forward Garlon Green and guard Jarrett Jack
October 15, 2018	Acquire forward Wesley Johnson from the LA Clippers in exchange for center Alexis Ajinca
October 17, 2018	Claim guard Tim Frazier off Waivers, waive forward Troy Williams



# TEAM HISTORY

October 22, 2018	Transfer Trevon Bluiett to Westchester Knicks (G League)
November 22, 2018	Assign Kenrich Williams to Westchester Knicks (G League)
November 26, 2018	Recall Kenrich Williams from Westchester Knicks (G League)
December 1, 2018	Assign Kenrich Williams to Westchester Knicks (G League)
December 4, 2018	Assign Frank Jackson to Texas Legends (G League)
December 5, 2018	Sign guard Andrew Harrison to two-way contract
December 6, 2018	Recall Kenrich Williams from Westchester Knicks (G League)
December 11, 2018	Recall Frank Jackson from Texas Legends (G League)
December 14, 2018	Assign Frank Jackson and Kenrich Williams to Texas Legends (G League)
December 15, 2018	Recall Frank Jackson from Texas Legends (G League)
December 16, 2018	Recall Kenrich Williams from Texas Legends (G League)
December 28, 2018	Transfer Trevon Bluiett from Westchester Knicks (G League)
January 2, 2019	Transfer Trevon Bluiett to Salt Lake City Stars (G League)
January 8, 2019	Waive guard Andrew Harrison
February 3, 2019	Transfer Trevon Bluiett from Salt Lake City Stars (G League)
February 7, 2019	Acquire forward Markieff Morris and 2023 second round draft pick from Washington in exchange for forward Wesley Johnson; Acquire forward Stanley Johnson, center Jason Smith and four second-round draft picks from Milwaukee in exchange for forward Nikola Mirotic
February 8, 2019	Waive forward Markieff Morris
February 15, 2019	Relieve Dell Demps of duties as General Manager, name Danny Ferry Interim General Manager
February 28, 2019	Waive guard Tim Frazier
March 2, 2019	Sign guard Dairis Bertans
March 20, 2019	Claim forward Christian Wood off waivers; waive center Jason Smith
April 17, 2019	Name David Griffin Executive Vice President of Basketball Operations
May 8, 2019	Name Aaron Nelson Vice President of Player Care & Performance
May 19, 2019	Name Trajan Langdon General Manager
June 10, 2019	Name Swin Cash Vice President of Basketball Operations & Team Development
June 17, 2019	Sign Head Coach Alvin Gentry to contract extension
June 20, 2019	Sign Center Jahliil Okafor to contract extension; Draft Zion Williamson (Duke) with first overall pick, Alen Smalagic (Santa Cruz - G League) with 39th overall pick and Jordan Bone (Tennessee) with the 57th overall pick in the 2019 NBA Draft; Trade rights to Alen Smalagic to Golden State in exchange for a 2021 and 2023 second round draft pick

## 2019-20

---

July 1, 2019	Sign Zion Williamson
July 6, 2019	Acquire guards Lonzo Ball and Josh Hart, forward Brandon Ingram and draft rights to De'Andre Hunter from the Los Angeles Lakers in exchange for forward/center Anthony Davis as part of three-team trade with Washington
July 7, 2019	Acquire draft rights to Nickeil Alexander-Walker, Jaxson Hayes and Marcos Louzada Silva from Atlanta in exchange for the draft rights to De'Andre Hunter, Jordan Bone, forward Solomon Hill and a future second-round draft pick; Acquire center Derrick Favors from Utah in exchange for a 2021 and 2023 second-round draft pick (via Golden State); Sign Nickeil Alexander-Walker and Jaxson Hayes
July 15, 2019	Sign free agent guard JJ Redick
July 21, 2019	Re-sign forward Darius Miller
July 24, 2019	Sign free agents Zylan Cheatham and Josh Gray to two-way contracts
July 25, 2019	Sign free agent forward Nicolo Melli
September 13, 2019	Promote Chris Finch to Associate Head Coach - Offense...Name Jeff Bzdelik Associate Head Coach - Defense...Name Jamelle McMillan Assistant Coach...Promote Joe Boylan to Assistant Coach/Director of Player Development...Name Michael Ruffin Assistant Coach/Player Development
September 24, 2019	Sign free agents Jalen Adams, Javon Bess and Kavell Bigby-Williams
September 26, 2019	Name AJ Diggins and Teresa Weatherspoon as Two-Way Player Development Coaches
October 19, 2019	Waive guards Jalen Adams and Javon Bess and center Kavell Bigby-Williams
October 25, 2019	Exercise fourth-year options on guards Lonzo Ball and Josh Hart
July 6, 2020	Sign free agent guard Sindarius Thornwell as a replacement player
August 15, 2020	Relieve Alvin Gentry of Head Coaching duties
October 22, 2020	Name Stan Van Gundy Head Coach
November 16, 2020	Name Bob Beyer, Casey Hill and Rex Walters assistant coaches...Promote Teresa Weatherspoon to assistant coach...Name Corey Brewer and Beno Udrih as player development coaches

## 2020-21

---

November 18, 2020	Select Kira Lewis Jr. (Alabama) with 13th overall pick, Elijah Hughes (Syracuse) with 39th overall pick, Nick Richards (Kentucky) with 42nd overall pick and Sam Merrill (Utah State) with 60th overall pick in 2020 NBA Draft...Trade draft rights to Elijah Hughes to Utah in exchange for a 2022 second round draft pick...Trade draft rights to Nick Richards to
-------------------	--

# TEAM HISTORY

	Charlotte in exchange for a 2024 second round draft pick.
November 24, 2020	Acquire center Steven Adams (via Oklahoma City) and guard Eric Bledsoe (via Milwaukee), as well as two future first round draft picks and the rights to swap two additional first round picks from Milwaukee in exchange for guard Jrue Holiday (to Milwaukee), guard Josh Gray and forwards Zylan Cheatham, Darius Miller and Kenrich Williams (to Oklahoma City), as well as two future second-round draft picks (2023 via Washington, 2024 via Charlotte) as part of a four-team trade with Denver, Milwaukee and Oklahoma City...Sign center Steven Adams to contract extension.
November 30, 2020	Re-sign forward Brandon Ingram...Sign Guard Kira Lewis Jr...Sign free agent forward Wenyen Gabriel...Sign free agent center Willy Hernangomez
December 1, 2020	Re-sign guard Sindarius Thornwell
December 2, 2020	Sign free agent center Will Magnay to two-way contract...Sign free agent center Ike Anigbogu...Sign free agent guard Tony Carr...Sign free agent forward Jarrod Uthoff
December 8, 2020	Sign free agent forward Najj Marshall to two-way contract
December 19, 2020	Waive guards Rawle Alkins and Tony Carr, forward Jarrod Uthoff and center Ike Anigbogu
February 23, 2021	Waive guard Sindarius Thornwell
February 24, 2021	Sign guard Sindarius Thornwell to 10-day contract
March 3, 2021	Assign forward Wenyen Gabriel to Erie BayHawks of NBA G League
March 10, 2021	Recall forward Wenyen Gabriel from Erie BayHawks of NBA G League...Sign guard Sindarius Thornwell to second 10-day contract
March 26, 2021	Acquire forward James Johnson, guard/forward Wes Iwundu and a 2021 second-round draft pick from Dallas in exchange for guard JJ Redick and forward Nicolò Melli
April 3, 2021	Sign free agent guard Isaiah Thomas to 10-day contract
April 12, 2021	Sign free agent James Nunnally to two-way contract...Waive Will Magnay
April 27, 2021	Sign guard Didi Louzada
May 7, 2021	Sign forward Najj Marshall to multi-year contract

## 2021-22

---

June 16, 2021	Mutually agree to part ways with Stan Van Gundy
July 22, 2021	Name Willie Green Head Coach
July 29, 2021	Selected Ziaire Williams (Stanford) with 10th overall pick, Herb Jones (Alabama) with 35th overall pick, Jared Butler (Baylor) with 40th overall pick, and Greg Brown III (Texas) with 43rd overall pick of the 2021 NBA Draft...Trade draft rights to Greg Brown to Portland in exchange for a 2026 second round draft pick and cash considerations
August 4, 2021	Name Jarron Collins as assistant coach and Mike D'Antoni as coaching advisor
August 7, 2021	Acquire center Jonas Valanciūnas and the draft rights to 2021 first round pick Trey Murphy III (7th overall) and 2021 second round pick Brandon Boston (51st overall) from Memphis and guard Devonte' Graham from Charlotte in exchange for center Steven Adams, guard Eric Bledsoe, the draft rights to 2021 first round pick Ziaire Williams (10th overall) and 2021 second round pick Jared Butler (40th overall), and a protected 2022 first round pick to Memphis and forward Wes Iwundu, a future protected first round draft pick, and cash considerations to Charlotte...Trade the draft rights to Brandon Boston to the Los Angeles Clippers in exchange for a protected 2022 second-round draft pick (via Sacramento) and cash considerations
August 8, 2021	Acquired guard Tomáš Satoranský, guard Garrett Temple, a 2024 second round pick, and cash considerations from Chicago in exchange for guard Lonzo Ball
August 10, 2021	Sign forward Trey Murphy III
August 16, 2021	Re-signed center Willy Hernangómez and guard Didi Louzada...Sign forward Herbert Jones
August 19, 2021	Re-signed guard Josh Hart...Signed guard Jose Alvarado and forward Daulton Hommes to two-way contracts
October 9, 2021	Waived forward Zylan Cheatham and guard Jared Harper...Signed center James Banks and guard Malcolm Hill
October 12, 2021	Waived center James Banks, guard Malcolm Hill and forward Wenyen Gabriel
October 13, 2021	Signed guard John Petty Jr... Exercised fourth-year options on guard Nickeil Alexander-Walker, center Jaxson Hayes, and forward Zion Williamson, and a third-year option on guard Kira Lewis Jr.
October 15, 2021	Waived John Petty Jr.
October 20, 2021	Signed Jonas Valanciūnas to a multi-year contract extension.
November 10, 2021	Assigned guard Didi Louzada to the team's G League affiliate, the Birmingham Squadron...Transferred two-way player Jose Alvarado to Birmingham.
November 14, 2021	Recalled guard Didi Louzada from the team's G League affiliate, the Birmingham Squadron.
December 3, 2021	Signed free agent forward Gary Clark
December 6, 2021	Assigned center Jaxson Hayes and forward Trey Murphy III to the team's G League affiliate, the Birmingham Squadron...Transferred two-way player Jose Alvarado to Birmingham.
December 8, 2021	Recalled center Jaxson Hayes and forward Trey Murphy III from the team's G League affiliate, the Birmingham Squadron...Transferred two-way player Jose Alvarado from Birmingham.
December 13, 2021	Assigned center Jaxson Hayes and forward Trey Murphy III to the team's G League affiliate, the Birmingham Squadron...Transferred two-way player Jose Alvarado to Birmingham.
December 14, 2021	Recalled center Jaxson Hayes and forward Trey Murphy III from the team's G League affiliate, the Birmingham



# TEAM HISTORY

December 21, 2021	Squadron. Signed guard Jared Harper from the team's G League affiliate, the Birmingham Squadron, to a two-way contract... Waived two-way player Daulton Hommes.
December 26, 2021	Signed forwards Anthony Tolliver and Justin James to 10-day contracts via the COVID hardship exception.
December 28, 2021	Signed forward Feron Hunt to a 10-day contract via the COVID hardship exception...Voided the contract of Anthony Tolliver.
January 7, 2022	Waived forward Gary Clark.
January 9, 2022	Waived two-way player Jared Harper...Signed forward Gary Clark to a two-way contract.
January 13, 2022	Assigned guard Didi Louzada to the team's G League affiliate, the Birmingham Squadron.
January 22, 2022	Assigned forward Najji Marshall and forward Trey Murphy III to the team's G League affiliate, the Birmingham Squadron.
January 24, 2022	Recalled Didi Louzada, Najji Marshall, and Trey Murphy III from the team's G League affiliate, the Birmingham Squadron.
January 28, 2022	Signed forward Wenyen Gabriel to a 10-day contract via the COVID hardship exception.
February 4, 2022	Signed forward Zylan Cheatham and guard Miye Oni to 10-day contracts via the COVID hardship exception.
February 8, 2022	Acquired CJ McCollum, Larry Nance Jr., and Tony Snell in a trade with the Portland Trail Blazers. In exchange, New Orleans conveyed Nickeil Alexander-Walker, Josh Hart, Didi Louzada, Tomáš Satoranský, a protected 2022 first round draft pick, and two future second round draft picks.
February 28, 2022	Assigned forward Trey Murphy III to the team's G League affiliate, the Birmingham Squadron.
March 2, 2022	Signed forward Alize Johnson to a 10-day contract...Recalled forward Trey Murphy III from the team's G League affiliate, the Birmingham Squadron.
March 6, 2022	Assigned forward Trey Murphy III to the team's G League affiliate, the Birmingham Squadron.
March 9, 2022	Recalled forward Trey Murphy III from the team's G League affiliate, the Birmingham Squadron.
March 11, 2022	Signed guard Tyrone Wallace to a 10-day contract...Released forward Alize Johnson.
March 12, 2022	Signed forward Alize Johnson 10-day contract via the COVID hardship exception.
March 21, 2022	Signed guard Tyrone Wallace to a second 10-day contract.
March 28, 2022	Signed guard Jose Alvarado to a multi-year contract.
March 29, 2022	Signed guard Jared Harper from the team's G League affiliate, the Birmingham Squadron, to a two-way contract.

## 2022-23

---

July 6, 2022	Signed forward Zion Williamson to a multi-year contract extension.
July 9, 2022	Signed rookie guard Dyson Daniels.
September 9, 2022	Signed guard Dereon Seabron to a two-way contract...Signed guard John Petty Jr. and guard/forward Daeqwon Plowden.
September 13, 2022	Signed free agent Izaiah Brockington to a two-way contract.
September 24, 2022	Signed forwards John Butler and Zylan Cheatham...Waived Izaiah Brockington.
September 26, 2022	Signed guard CJ McCollum to a multi-year contract extension.
September 28, 2022	Signed forward Larry Nance Jr. to a multi-year contract extension...Converted the contract of forward John Butler to a two-way contract.
October 11, 2022	Signed forward Kelan Martin and guard Javonte Smart...Waived two-way forward John Butler and guard John Petty Jr.
October 15, 2022	Waived Zylan Cheatham, Kelan Martin, Daeqwon Plowden and Javonte Smart.
October 16, 2022	Signed forward E.J. Liddell to a two-way contract.
February 9, 2023	Acquired guard Josh Richardson from San Antonio in exchange for guard Devonte' Graham and future second round picks.
April 6, 2023	Waived guard Dereon Seabron.
April 9, 2023	Signed guard Dereon Seabron to a two-way contract.

## 2023-24

---

July 3, 2022	Signed rookie guard Jordan Hawkins.
July 5, 2022	Waived guard Garrett Temple.
July 6, 2022	Re-signed guard/forward Herb Jones to a multi-year contract. Signed forward E.J. Liddell to a multi-year contract. Signed free agent center Cody Zeller.

# TEAM HISTORY

## DRAFT HISTORY

Year	Round	Player (Overall pick)	College	Draft Notes:
2002		No selections made		
2003	First	David West (18)	Xavier	* Traded to the Portland Trail Blazers in exchange for cash considerations
	Second	James Lang (48)	Central Park Christian School (HS)	^ Acquired from the Miami Heat for second round picks in the 2010 and 2012 NBA Drafts
2004	First	J.R. Smith (18)	St. Benedict's Prep (HS)	
	Second	Tim Pickett (44)	Florida State	** Traded to Oklahoma City along with Morris Peterson in exchange for draft rights to Craig Brackins and Quincy Pondexter
2005	First	Chris Paul (4)	Wake Forest	
	Second	Brandon Bass (33)	LSU	
2006	First	Hilton Armstrong (12)	Connecticut	^^ Traded to New York for Cash considerations
	First	Cedric Simmons (15)	North Carolina State	
	Second	Marcus Vinicius (43)	Brazil	*** Traded to Philadelphia in exchange for Jrue Holiday and draft rights to Pierre Jackson
2007	First	Julian Wright (13)	Kansas	
	Second	Adam Haluska (43)	Iowa	*** Traded to Los Angeles Clippers for Cash considerations
2008	First	Darrell Arthur (27)*	Kansas	
2009	First	Darren Collison (21)	UCLA	
	Second	Marcus Thornton (43)*	LSU	**** Traded to Los Angeles Clippers in exchange for draft rights to Cheick Diallo
2010	First	Cole Aldrich (11)**	Kansas	
2011	Second	Josh Harrellson (45)**	Kentucky	**** Traded to Charlotte along with cash considerations in exchange for the draft rights to Frank Jackson
2012	First	Anthony Davis (1)	Kentucky	
	First	Austin Rivers (10)	Duke	
	Second	Darius Miller (46)	Kentucky	
2013	First	Nerlens Noel (6)***	Kentucky	***** Traded to Indiana for cash considerations
2014		No selections made		
2015	Second	Branden Dawson (56)****	Michigan State	***** Traded to Golden State in exchange for second round draft picks in the 2021 and 2023 NBA Drafts
2016	First	Buddy Hield (6)	Oklahoma	
	Second	David Michineau (39)****	France	***** Traded to Atlanta along with the draft rights to De'Andre Hunter, Solomon Hill and a future second round draft pick in exchange for the draft rights to Nickeil Alexander Walker, Jaxson Hayes and Marcos Louzada Silva
	Second	Diamond Stone (40)****	Maryland	
2017	Second	Dwayne Bacon (40)****	Florida State	
	Second	Edmond Sumner (52)*****	Xavier	
2018	Second	Tony Carr (51)	Penn State	
2019	First	Zion Williamson (1)	Duke	***** Traded to Utah in exchange for second round pick in 2022 NBA Draft
	Second	Alen Smailagic (39)*****	Santa Cruz (G League)	***** Traded to Charlotte in exchange for 2024 second round pick in 2024 NBA Draft
2020	Second	Jordan Bone (57)*****	Tennessee	***** Traded to Milwaukee along with Jrue Holiday in exchange for Eric Bledsoe, George Hill, the draft rights to R.J. Hampton, two future first round draft picks, and two pick swap options
	First	Kira Lewis Jr. (13)	Alabama	
	Second	Elijah Hughes (39)*****	Syracuse	
	Second	Nick Richards (42)*****	Kentucky	
	Second	Sam Merrill (60)*****	Utah State	
2021	First	Ziaire Williams (10)*****	Stanford	***** Traded to Memphis along with Steven Adams and Eric Bledsoe in exchange for Jonas Valanciunas and the draft rights to Trey Murphy III and Brandon Boston
	Second	Herbert Jones (35)	Alabama	
	Second	Jared Butler (40)*****	Baylor	
	Second	Greg Brown III (43)*****	Texas	
2022	First	Dyson Daniels (8)	G League Ignite	***** Traded to Portland in exchange for a 2026 second round draft pick and cash considerations
	Second	E.J. Liddell (41)	Ohio State	
	Second	Karlo Matkovic (52)	Mega Mozzart (Croatia)	
2023	First	Jordan Hawkins (14)	UConn	



# TEAM HISTORY

## AWARD WINNERS

### All-NBA Team

Jamal Mashburn	Third Team	2002-03
Baron Davis	Third Team	2003-04
Chris Paul	First Team	2007-08
Chris Paul	Second Team	2008-09
Chris Paul	Third Team	2010-11
Anthony Davis	First Team	2014-15
Anthony Davis	First Team	2016-17
Anthony Davis	First Team	2017-18

### NBA All-Defensive Team

Chris Paul	Second Team	2007-08
Chris Paul	First Team	2008-09
Anthony Davis	Second Team	2014-15
Anthony Davis	Second Team	2016-17
Anthony Davis	First Team	2017-18
Jrue Holiday	First Team	2017-18
Jrue Holiday	Second Team	2018-19

### NBA All-Rookie Team

Chris Paul	First Team	2005-06
Darren Collison	First Team	2009-10
Marcus Thornton	Second Team	2009-10
Anthony Davis	First Team	2012-13
Zion Williamson	First Team	2019-20
Herbert Jones	Second Team	2021-22

### NBA Sportsmanship Award (Joe Dumars Trophy)

PJ Brown	2003-04
----------	---------

### Twyman-Stokes Teammate of the Year Award

Jrue Holiday	2019-20
--------------	---------

### NBA Rookie of the Year (Eddie Gottlieb Trophy)

Chris Paul (T-Mobile NBA Rookie of the Year)	2005-06
--	---------

### NBA Most Improved Player Award

Brandon Ingram	2019-20
----------------	---------

### NBA Coach of the Year

Byron Scott	2007-08
-------------	---------

### NBA All-Star Game Most Valuable Player

Anthony Davis	2017
---------------	------

### NBA Player of the Month

Jamal Mashburn	February	2003
Baron Davis	November	2003
Jamaal Magloire	April	2004
Chris Paul	December	2007
Chris Paul	March	2008
Chris Paul	November	2008
Chris Paul	March	2009
Chris Paul	January	2010
Anthony Davis	February	2018
Anthony Davis	March/April	2018

### NBA Coach of the Month

Paul Silas	April	2003
Byron Scott	January	2008
Byron Scott	December	2008
Monty Williams	January	2011
Willie Green	December	2022

### NBA Rookie of the Month

J.R. Smith	Jan., Feb., March	2004-05
Chris Paul	Nov.-Apr.	2005-06
Darren Collison	February	2009-10
Buddy Hield	December	2016-17
Zion Williamson	February	2019-20

### NBA Player of the Week

Baron Davis	28-Oct-03 through 2-Nov-03
Jamaal Magloire	5-April-04 through 11-April-04
Chris Paul	30-Jan-06 through 5-Feb-06
Chris Paul	24-Dec-07 through 30-Dec-07
Chris Paul	17-Mar-08 through 23-Mar-08
Chris Paul	28-Oct-08 through 2-Nov-08
Chris Paul	15-Dec-08 through 21-Dec-08
Chris Paul	12-Jan-09 through 18-Jan-09
David West	23-Feb-09 through 1-Mar-09
Chris Paul	16-Mar-09 through 22-Mar-09
Chris Paul	1-Nov-10 through 7-Nov-10
Greivis Vasquez	24-Dec-12 through 30-Dec-12
Anthony Davis	9-Mar-15 through 15-Mar-15
Anthony Davis	14-Nov-16 through 20-Nov-16
DeMarcus Cousins	23-Oct-17 through 29-Oct-17
Anthony Davis	20-Nov-17 through 26-Nov-17
Anthony Davis	26-Feb-18 through 4-Mar-18
Anthony Davis	11-Nov-18 through 18-Nov-18
Brandon Ingram	23-Dec-19 through 29-Dec-19
Brandon Ingram	22-Dec-20 through 27-Dec-20
Brandon Ingram	31-Jan-22 through 6-Feb-22
Zion Williamson	5-Dec-22 through 11-Dec-22
Brandon Ingram	20-March-23 through 26-March-23

# TEAM HISTORY

## ALL-STAR WEEKEND

### All-Star Game Appearances

DATE	SITE	PLAYER	ROLE	MIN	FG	FGA	3P	3PA	FT	FTM	OFF	DEF	TOT	AST	ST	BLK	PTS
9-Feb-03	Atlanta	Jamal Mashburn	Reserve	14	4	7	2	2	0	0	0	4	4	2	2	0	10
15-Feb-04	Los Angeles	Baron Davis	Reserve	16	3	9	1	6	0	0	0	0	0	7	1	0	7
15-Feb-04	Los Angeles	Jamaal Magloire	Reserve	21	9	16	0	0	1	2	3	5	8	0	1	1	19
17-Feb-08	New Orleans	Chris Paul	Reserve	27	7	14	2	6	0	0	2	1	3	14	4	0	16
17-Feb-08	New Orleans	David West	Reserve	16	3	6	0	0	0	2	2	2	4	1	0	0	6
15-Feb-09	Phoenix	Chris Paul	Starter	29	7	14	0	1	0	0	1	6	7	14	3	0	14
15-Feb-09	Phoenix	David West	Reserve	14	3	5	0	0	0	0	1	2	3	0	1	0	6
14-Feb-10	Dallas	Chris Paul	Reserve	Selected, did not play - Injured													
20-Feb-11	Los Angeles	Chris Paul	Starter	29	3	7	2	3	2	2	1	3	4	7	5	0	10
16-Feb-14	New Orleans	Anthony Davis	Reserve	10	5	6	0	0	0	0	0	1	1	0	2	0	10
15-Feb-15	New York	Anthony Davis	Starter	Selected, did not play - Injured													
14-Feb-16	Toronto	Anthony Davis	Reserve	15	12	13	0	0	0	3	3	6	0	1	0	24	
19-Feb-17	New Orleans	Anthony Davis*	Starter	32	26	39	0	4	0	0	4	6	10	0	2	0	52
18-Feb-18	Los Angeles	DeMarcus Cousins	Starter	Selected, did not play - Injured													
18-Feb-18	Los Angeles	Anthony Davis	Starter	17	6	9	0	1	0	0	1	1	2	1	0	0	12
17-Feb-19	Charlotte	Anthony Davis	Reserve	5	2	2	1	1	0	0	0	1	1	0	0	0	5
16-Feb-20	Chicago	Brandon Ingram	Reserve	9	1	4	0	3	0	0	1	0	1	1	1	0	2
7-Mar-21	Atlanta	Zion Williamson	Starter	14	5	9	0	0	0	0	1	0	1	0	0	0	10
19-Feb-23	Utah	Zion Williamson	Starter	Selected, did not play - injured													

\*Named Most Valuable Player

### Rookie Challenge (Rookies vs. Sophomores)

DATE	SITE	PLAYER	ROLE	MIN	FG	FGA	3P	3PA	FT	FTM	OFF	DEF	TOT	AST	ST	BLK	PTS
17-Feb-06	Houston	Chris Paul	Starter	28	3	8	0	3	2	2	0	4	4	11	5	0	8
16-Feb-07	Las Vegas	Chris Paul	Starter	25	7	10	1	2	1	2	0	3	3	17	9	0	16

### Rising Stars Challenge

DATE	SITE	PLAYER	ROLE	MIN	FG	FGA	3P	3PA	FT	FTM	OFF	DEF	TOT	AST	ST	BLK	PTS
15-Feb-13	Houston	Anthony Davis	Starter	20	5	8	1	2	0	0	1	8	9	1	1	2	11
14-Feb-14	New Orleans	Anthony Davis	Starter	28	8	14	0	0	0	0	2	6	8	4	3	2	16
17-Feb-17	New Orleans	Buddy Hield	Starter	27	11	22	3	12	3	3	3	3	6	3	3	1	28
14-Feb-20	Chicago	Nickel Alexander-Walker	Reserve	20	2	12	2	10	0	0	2	2	2	4	1	1	6
14-Feb-20	Chicago	Nicolò Melli	Reserve	16	1	3	1	2	0	0	1	4	5	2	0	0	3
14-Feb-20	Chicago	Zion Williamson	Starter	20	7	11	0	0	0	0	1	1	2	1	0	0	14
Mar-21	Atlanta	Nickel Alexander-Walker	Selected - No Game														
Mar-21	Atlanta	Zion Williamson	Selected - No Game														
19-Feb-22	Cleveland	Herbert Jones	-	1	1	1	1	1	0	0	0	0	0	0	0	0	3
17-Feb-23	Utah	Jose Alvarado	-	2	4	1	2	0	0	0	1	1	1	1	0	0	5
17-Feb-23	Utah	Trey Murphy III	-	4	6	1	2	0	0	1	1	2	2	0	0	9	

### Three-Point Shootout

DATE	SITE	PLAYER	RESULT
9-Feb-03	Atlanta	David Wesley	Eliminated in first round - fifth place
16-Feb-08	New Orleans	Peja Stojakovic	Eliminated in first round - fourth place
16-Feb-13	Houston	Ryan Anderson	Eliminated in first round - third place
20-Feb-22	Cleveland	CJ McCollum	Eliminated in first round - fifth place

### Slam Dunk Contest

DATE	SITE	PLAYER	RESULT
19-Feb-05	Denver	Chris Andersen	Eliminated in first round - fourth place
19-Feb-05	Denver	J.R. Smith	Eliminated in first round - third place
18-Feb-23	Utah	Trey Murphy III	Eliminated in final round - second place

### Skills Challenge

DATE	SITE	PLAYER	RESULT
15-Feb-04	Los Angeles	Baron Davis	First place
18-Feb-06	Houston	Chris Paul	Third place
17-Feb-07	Las Vegas	Chris Paul	Fourth place
16-Feb-08	New Orleans	Chris Paul	Second place



# TEAM HISTORY

## ALL-TIME COLLEGIATE ROSTER

Alabama.....	Alonzo Gee	Hofstra.....	Speedy Claxton	Oklahoma.....	Buddy Hield
.....	Herbert Jones	Indiana.....	Eric Gordon	Oklahoma State.....	Tony Allen
.....	Kira Lewis Jr.	.....	Kirk Haston	.....	Terrel Harris
Alabama-Birmingham.....	Cardell Johnson	Iowa.....	Ryan Bowen	.....	Desmond Mason
Arizona.....	Jerry Bayless	Iowa State.....	Bryce Dejean-Jones	Penn State.....	Tim Frazier
.....	Solomon Hill	.....	Marcus Fizer	Pittsburgh.....	Steven Adams
.....	Stanley Johnson	.....	Jackson Wroman	.....	Aaron Gray
.....	Sean Rooks	Jackson State.....	Trey Johnson	Purdue.....	Carl Landry
Arizona State.....	Zylan Cheatham	Kansas.....	Cheick Diallo	.....	ETwaun Moore
Arkansas.....	Jannero Pargo	.....	Devonte' Graham	South Carolina.....	Sindarius Thornwell
Auburn.....	Jared Harper	.....	Xavier Henry	South Dakota State.....	Nate Wolters
Ball State.....	Bonzi Wells	.....	Wayne Selden, Jr.	South Florida.....	Solomon Jones
Baylor.....	David Wesley	.....	Jeff Withey	St. Joseph's (PA).....	Langston Galloway
Belmont.....	Ian Clark	.....	Julian Wright	.....	Jameer Nelson
Blinn J.C. (TX).....	Chris Andersen	Kansas State.....	Wes Iwundu	Stanford.....	Anthony Brown
Bowling Green.....	Antonio Daniels	Kentucky.....	Eric Bledsoe	.....	Josh Childress
Bradley.....	Walt Lemon, Jr.	.....	DeMarcus Cousins	.....	Casey Jacobsen
Brigham Young.....	Jimmer Fredette	.....	Anthony Davis	.....	Robin Lopez
California.....	Ryan Anderson	.....	Wenyen Gabriel	Syracuse.....	Jason Hart
.....	Sean Marks	.....	Archie Goodwin	.....	Wesley Johnson
.....	Tyrone Wallace	.....	Andrew Harrison	.....	Arinze Onuaku
California-Santa Barbara.....	Orlando Johnson	.....	Terrence Jones	.....	James Southerland
.....	James Nunnally	.....	DeAndre Liggins	.....	Hakim Warrick
Cal-State Fullerton.....	Bobby Brown	.....	Jamaal Magloire	.....	Darryl Watkins
Central Connecticut State.....	Corsley Edwards	.....	Jamal Mashburn	Temple.....	Marc Jackson
Central Michigan.....	Chris Kaman	.....	Darius Miller	Tennessee.....	Josh Richardson
Cincinnati.....	Gary Clark	.....	Julius Randle	Texas.....	Jordan Hamilton
.....	Lance Stephenson	.....	Rajon Rondo	.....	Jaxson Hayes
Clemson.....	Elden Campbell	La Salle.....	Rasual Butler	Texas A&M.....	Jalen Jones
Cleveland State.....	Norris Cole	Lamar.....	Mike James	.....	Donald Sloan
Colorado State.....	Jason Smith	Lehigh.....	CJ McCollum	Texas Christian.....	Lee Nailon
Connecticut.....	Hilton Armstrong	Long Beach State.....	James Ennis	.....	Kenrich Williams
.....	Jerome Dyson	Louisiana-Lafayette.....	Elfrid Payton	Texas-San Antonio.....	Devin Brown
.....	Emeka Okafor	Louisiana State.....	Brandon Bass	Tulane.....	Linton Johnson
Cornell.....	Jeff Foote	.....	Maurice Carter	Tulsa.....	Will Magnay
Dayton.....	Charles Cooke	.....	Josh Gray	UCLA.....	Trevor Ariza
.....	Brian Roberts	.....	Chris Johnson	.....	Lonzo Ball
Detroit Mercy.....	Willie Green	.....	Randy Livingston	.....	Darren Collison
Duke.....	Quinn Cook	.....	Garrett Temple	.....	Baron Davis
.....	Brandon Ingram	.....	Marcus Thornton	.....	Larry Drew II
.....	Frank Jackson	Louisiana Tech.....	PJ Brown	.....	Jrue Holiday
.....	Jahlil Okafor	Louisville.....	Russ Smith	.....	Jerome Moiso
.....	JJ Redick	Maryland.....	Lonny Baxter	USC.....	Robert Pack
.....	Austin Rivers	.....	Greivis Vasquez	Valparaiso.....	Bryce Drew
.....	Lance Thomas	McNeese State.....	Tierre Brown	Vanderbilt.....	Matt Freije
.....	Zion Williamson	Memphis.....	Tyreke Evans	Villanova.....	Dante Cunningham
Duquesne.....	Mike James	.....	Elliot Williams	.....	Josh Hart
Fayetteville State.....	Darrell Armstrong	Miami.....	John Salmons	Virginia.....	Roger Mason, Jr.
Florida State.....	Toney Douglas	Michigan.....	Robert Traylor	.....	Trey Murphy III
Fresno State.....	Courtney Alexander	Michigan State.....	Morris Peterson	Virginia Military Institute.....	Reggie Williams
.....	Melvin Ely	.....	Steve Smith	Virginia Tech.....	Nickel Alexander-Walker
.....	Dominic McGuire	Minnesota.....	Bobby Jackson	Wake Forest.....	Al-Farouq Aminu
George Washington.....	Pops Mensah-Bonsu	Missouri State.....	Alize Johnson	.....	James Johnson
Georgetown.....	Patrick Ewing Jr.	Nevada.....	Luke Babbitt	.....	Chris Paul
.....	Henry Sims	.....	Kirk Snyder	.....	Rodney Rogers
.....	DaJuan Summers	Nevada-Las Vegas.....	Lou Amundson	.....	Ish Smith
.....	Hollis Thompson	.....	Stacey Augmon	.....	Darius Songaila
Georgia Tech.....	Jose Alvarado	New Mexico.....	Christian Wood	Washington.....	Quincy Pondexter
.....	Kenny Anderson	.....	Tony Snell	.....	Nate Robinson
.....	Derrick Favors	North Carolina.....	George Lynch	.....	Isaiah Thomas
.....	Jarrett Jack	.....	Shammond Williams	West Florida.....	Moochie Norris
.....	Anthony Morrow	North Carolina State.....	Dereon Seabron	Wichita State.....	Gal Mekel
Gonzaga.....	Dan Dickau	.....	Cedric Simmons	Wingate.....	Junior Harrington

# TEAM HISTORY

Wisconsin .....	Greg Stiemsma
Wyoming .....	Larry Nance Jr.
Xavier (Ohio) .....	Jordan Crawford
.....	Naji Marshall
.....	James Posey
.....	David West
.....	Aaron Williams
No College .....	Alexis Ajinca
.....	David Andersen
.....	Omer Asik
.....	Gustavo Ayon
.....	Marco Belinelli
.....	Dairis Bertans
.....	Omri Casspi
.....	Tyson Chandler
.....	Dyson Daniels
.....	Alex Garcia
.....	Willy Hernangómez
.....	Maciej Lampe
.....	Didi Louzada
.....	Arvydas Macijauskas
.....	DJ Mbenga
.....	Nicolò Melli
.....	Nikola Mirotic
.....	Donatas Motiejunas
.....	Bostjan Nachbar
.....	Sasha Pavlovic
.....	Kendrick Perkins
.....	Tomáš Satoranský
.....	J.R. Smith
.....	Josh Smith
.....	Peja Stojakovic
.....	Axel Toupane
.....	Jonas Valančiūnas
.....	Marcus Vinicius

196 players representing 99 colleges and universities.

28 players did not attend college.



# TEAM HISTORY

## ALL-TIME NUMERICAL ROSTER

0	Nickeil Alexander-Walker* Al-Farouq Aminu DeMarcus Cousins Orlando Johnson Didi Louzada Dereon Seabron	Caridell Johnson Herbert Jones Dominic McGuire Kendrick Perkins Josh Smith Lance Stephenson Marcus Thornton Reggie Williams Jeff Withey	Donatas Motiejunas Donald Sloan Sindarius Thornwell*	Gal Mekel Morris Peterson* Isaiah Thomas Bonzi Wells			
1	Chris Andersen* Trevor Ariza Baron Davis Larry Drew II Tyreke Evans Andrew Harrison Jarrett Jack* Kirk Snyder Hakim Warrick Zion Williamson	6	Nickeil Alexander-Walker* Bobby Brown Tierre Brown Tyson Chandler Junior Harrington Jerome Moiso Arvydas Macijauskas Sasha Pavlovic Tyronne Wallace	25	Jordan Hamilton Walt Lemon, Jr. Will Magnay Trey Murphy III Moochie Norris Austin Rivers Wayne Selden, Jr.		
2	Stacey Augmon Lonzo Ball Ian Clark Darren Collison Dan Dickau Tim Frazier* Jared Harper Jarrett Jack* Darius Miller* Jannero Pargo Josh Richardson Nate Robinson Elliot Williams	8	Luke Babbitt Marco Belinelli Josh Childress Archie Goodwin Bobby Jackson Jahlil Okafor* Naji Marshall Roger Mason, Jr. Steve Smith	15	Jose Alvarado Gustavo Ayon Alonzo Gee Frank Jackson Maciej Lampe Robin Lopez John Salmmons Sindarius Thornwell*	27	Jordan Crawford*
3	Darrell Armstrong* Omer Asik Lonny Baxter Josh Hart Stanley Johnson Randy Livingston CJ McCollum Nikola Mirotic Anthony Morrow Chris Paul	9	Dairis Bertans Willy Hernangómez Terrence Jones George Lynch Jahlil Okafor* Morris Peterson* Rajon Rondo Russ Smith Darius Songaila	16	Toney Douglas James Johnson Peja Stojakovic	28	D.J. Mbenga
4	Charles Cooke Jordan Crawford* Melvin Ely* James Ennis Devonte* Graham Xavier Henry Wes Iwundu Sean Marks Elfrid Payton JJ Redick Ish Smith Jackson Vroman David Wesley Nate Wolters	10	Darrell Armstrong* Tim Frazier* Langston Galloway Eric Gordon Jaxson Hayes Bostjan Nachbar Axel Toupane	17	Lou Amundson Bryce Drew Jonas Valančiūnas	30	Norris Cole Julius Randle David West
5	Eric Bledsoe Elden Campbell Maurice Carter Speedy Claxton Josh Gray Mike James (2008)** Mike James (2018)**	11	David Andersen Dyson Daniels Jerome Dyson Jason Hart Jrue Holiday Marcus Vinicius Shammond Williams	18	Omri Casspi Solomon Jones	31	Bryce Dejean-Jones Tomáš Satoranský James Southerland Darryl Watkins
		12	Steven Adams Alexis Ajinca* Chris Andersen* Kenny Anderson Hilton Armstrong Gary Clark Terrel Landry Trey Johnson Jalen Jones	20	Alex Garcia Chris Johnson Nicolo Melli Quincy Pondexter Henry Sims	32	Courtney Alexander Jerryd Bayless Jimmer Fredette Wenyen Gabriel Casey Jacobsen Hollis Thompson Julian Wright
				21	Anthony Brown Marcus Fizer Jamaal Magloire Darius Miller* James Nunnally Arinze Onuaku Tony Snell Greivis Vasquez	33	Ryan Anderson Brandon Bass Dante Cunningham* Melvin Ely* Willie Green Wesley Johnson Lee Nailon
				22	Quinn Cook Patrick Ewing Jr. Derrick Favors Larry Nance Jr. Brian Roberts Cedric Simmons DaJuan Summers	34	Corsley Edwards Aaron Gray DeAndre Liggins Greg Stiemsma Robert Traylor Aaron Williams Kenrich Williams
				23	Devin Brown Anthony Davis J.R. Smith	35	Matt Freije Kirk Haston Chris Kaman Christian Wood
				24	Tony Allen Buddy Hield Alize Johnson Carl Landry Jamal Mashburn Desmond Mason	40	Ryan Bowen
						41	James Posey Garrett Temple
						42	Alexis Ajinca* PJ Brown Lance Thomas
						43	Linton Johnson

# TEAM HISTORY

44 Dante Cunningham\*  
Solomon Hill  
Marc Jackson  
Pops Mensah-Bonsu

45 Rasual Butler  
Zylan Cheatham  
Sean Rooks

50 Antonio Daniels  
Emeka Okafor

54 Jeff Foote  
Rodney Rogers

55 E'Twaun Moore

41 numbers have been worn by 224 players.

13 players have worn more than one number (\*).

Two players named Mike James have worn number five for New Orleans (\*\*).

Number seven has been retired to honor the legacy of New Orleans Jazz great "Pistol" Pete Maravich.



# TEAM HISTORY

## FRANCHISE FIRSTS

First Game: vs. Utah, 10/30/02  
 First Win: 100-75 vs. Utah, 10/30/02  
 First Loss: 84-79 at Chicago, 11/1/02  
 First Road Win: at New York (97-91 OT Win), 11/10/02  
 First Overtime Game: at New York (97-91 Win), 11/10/02  
 First Overtime Win: at New York (97-91 Win), 11/10/02  
 First Starting Lineup: F-Jamal Mashburn, F-PJ Brown, C-Jamaal Magloire, G-Baron Davis, G-David Wesley  
 First Point: PJ Brown vs. Utah, 10/30/02 (13' jumper)  
 First Field Goal Attempt: Baron Davis vs. Utah, 10/30/02 (miss)  
 First Field Goal Made: PJ Brown vs. Utah, 10/30/02 (13' jumper)  
 First Free Throw Made: PJ Brown vs. Utah, 10/30/02  
 First Three-Point FG Attempt: Baron Davis vs. Utah, 10/30/02  
 First Three-Point FG Made: Baron Davis vs. Utah, 10/30/02  
 First Rebound: Jamal Mashburn vs. Utah, 10/30/02  
 First Assist: Jamal Mashburn vs. Utah, 10/30/02  
 First Steal: Baron Davis vs. Utah, 10/30/02  
 First Blocked Shot: Robert Traylor vs. Utah, 10/30/02  
 First 20-Plus Pts Game: 21 by Baron Davis vs. Utah, 10/30/02  
 First 30-Plus Pts Game: 35 by Jamal Mashburn vs. Miami, 11/2/02  
 First 40-Plus Pts Game: 50 by Jamal Mashburn vs. Memphis, 2/21/03  
 First 10-Plus Reb Game: 10 by PJ Brown vs. Miami, 11/2/02  
 First 20-Plus Reb Game: 20 by Jamaal Magloire vs. Indiana, 2/12/03  
 First 10-Plus Asst Game: 10 by Baron Davis vs. Utah, 10/30/02  
 First 20-Point-20 Rebound Game: 23 points, 21 rebounds by Jamaal Magloire at Toronto, 3/7/2004  
 First 20-Plus Asst Game: 21 by Chris Paul at Los Angeles Lakers, 11/6/2008

## ALL-TIME ATTENDANCE TOTALS

SEASON	REGULAR SEASON			NBA PLAYOFFS		
	GAMES	ATTENDANCE	AVERAGE	GAMES	ATTENDANCE	AVERAGE
2002-03	41	641,683	15,651	3	52,133	17,378
2003-04	41	587,613	14,332	3	47,557	15,852
2004-05	41	583,070	14,221	--	--	--
2005-06#	41	744,920	18,169	--	--	--
2006-07*	41	731,165	17,833	--	--	--
2007-08	41	581,432	14,181	7	126,009	18,001
2008-09	41	695,727	16,968	2	34,725	17,363
2009-10	41	620,366	15,131	--	--	--
2010-11	41	603,088	14,709	3	54,372	18,124
2011-12	33	498,618	15,110	--	--	--
2012-13	41	565,930	13,803	--	--	--
2013-14	41	672,029	16,391	--	--	--
2014-15	41	683,757	16,677	2	36,887	18,444
2015-16	41	688,549	16,793	--	--	--
2016-17	41	663,099	16,173	--	--	--
2017-18	41	673,920	16,437	4	74,159	18,540
2018-19	41	656,183	16,004	--	--	--
2019-20	32	528,176	16,506	--	--	--
2020-21*	36	93,120	2,587	--	--	--
2021-22	41	635,941	15,511	3	56,634	18,878
2022-23	41	687,691	16,773	--	--	--
<b>TOTALS</b>	<b>798</b>	<b>12,836077</b>	<b>15,268</b>	<b>27</b>	<b>482,476</b>	<b>17,869</b>

#Played home games at four sites: Oklahoma City (Ford Center, 36 games) - Avg. 18,717, New Orleans, LA (New Orleans Arena, three games) - Avg. 17,485, Baton Rouge, LA (Pete Maravich Assembly Center, one game) - 7,302, Norman, OK (Lloyd Noble Center, one game) - 11,343

\* Played home games at two sites: Oklahoma City (Ford Center, 35 games) - Avg. 17,951, New Orleans, LA (New Orleans Arena, six games) - Avg. 17,129  
 \*Limited capacity due to COVID-19.

# TEAM HISTORY

## ALL-TIME PRESEASON RESULTS

DATE	OPPONENT	W/L	SCORE	SITE
10/4/2022	at Chicago	W	129-125	United Center, Chicago, Ill.
10/7/2022	vs. Detroit	W	107-101	Smoothie King Center, New Orleans, La.
10/9/2022	at San Antonio	W	111-97	AT&T Center, San Antonio, Tx.
10/12/2022	at Miami	L	120-103	FTX Arena, Miami, Fl.
10/14/2022	vs Atlanta	W	120-111	Legacy Arena, Birmingham, Al.
10/4/2021	at Minnesota	L	114-117	Target Center, Minneapolis, Mn.
10/6/2021	vs. Orlando	W	104-86	Smoothie King Center, New Orleans, La.
10/8/2021	at Chicago	L	85-121	United Center, Chicago, Ill.
10/11/2021	at Utah	L	96-127	Vivint Arena, Salt Lake City, Utah
12/14/2020	at Miami	W	114-92	American Airlines Arena, Miami, Fl.
12/18/2020	vs. Milwaukee	W	127-113	Smoothie King Center, New Orleans, La.
7/22/2020	at Brooklyn	W	99-68	The Arena (WWOS), Orlando, Fl.
7/25/2020	Denver	W	119-104	The Arena (WWOS), Orlando, Fl.
7/27/2020	at Milwaukee	W	124-103	The Arena (WWOS), Orlando, Fl.
10/7/2019	at Atlanta	W	133-109	State Farm Arena, Atlanta, Ga.
10/9/2019	at Chicago	W	127-125	United Center, Chicago, Ill.
10/11/2019	Utah	W	128-127	Smoothie King Center, New Orleans, La.
10/13/2019	at San Antonio	W	123-114	AT&T Center, San Antonio, Texas
10/18/2019	at New York	W	117-116	Madison Square Garden, New York, N.Y.
9/30/2018	at Chicago	L	116-128	United Center, Chicago, Ill.
10/1/2018	at Atlanta	L	102-116	McCamish Pavilion, Atlanta, Ga.
10/5/2018	at New York	L	100-106	Madison Square Garden, New York, N.Y.
10/10/2018	at Miami	L	128-140	American Airlines Arena, Miami, Fl.
10/11/2018	Toronto	L	134-119	Smoothie King Center, New Orleans, La.
10/3/2017	Chicago	L	113-109	Smoothie King Center, New Orleans, La.
10/6/2017	at Oklahoma City	L	102-91	Chesapeake Energy Arena, Oklahoma City, Okla.
10/8/2017	at Chicago	W	108-95	United Center, Chicago, Ill.
10/13/2017	at Memphis	L	142-101	FedEx Forum, Memphis, Tenn.
10/1/2016	Dallas	W	116-102	CenturyLink Center, Bossier City, La.
10/4/2016	Indiana	L	96-113	Smoothie King Center, New Orleans, La.
10/9/2016	Houston	L	117-123	Mercedes-Benz Arena, Shanghai, China
10/12/2016	Houston	L	104-116	LeSports Center, Beijing, China
10/18/2016	at Atlanta	L	89-96	Phillips Arena, Atlanta, Ga.
10/20/2016	Orlando	L	111-114	Amway Center, Orlando, Fl.
10/3/2015	at Indiana	W	110-105	Bankers Life Field House, Indianapolis, Ind.
10/9/2015	vs. Atlanta	L	93-103	Veterans Memorial Arena, Jacksonville, Fl.
10/12/2015	at Chicago	W	123-115	United Center, Chicago, Ill.
10/17/2015	vs. Sacramento	L	98-107	Rupp Arena, Lexington Ky.
10/19/2015	at Houston	L	100-120	Toyota Center, Houston, Tx.
10/21/2015	at Orlando	L	107-110 (OT)	Amway Center, Orlando, Fl.
10/23/2015	Miami	W	93-90	Smoothie King Center, New Orleans, La.
10/4/2014	at Miami	W	98-86	KFC Yum! Center, Louisville, Ky.
10/6/2014	at Atlanta	L	87-93	Phillips Arena, Atlanta, Ga.
10/8/2014	Washington	L	89-94	Veterans Memorial Arena, Jacksonville, Fl.
10/14/2014	Houston	W	117-98	Smoothie King Center, New Orleans, La.
10/16/2014	Oklahoma City	W	120-86	Smoothie King Center, New Orleans, La.
10/20/2014	at Washington	W	88-84	Baltimore Arena, Baltimore, Md.
10/23/2014	Dallas	W	88-85	CenturyLink Center, Bossier City, La.
10/5/2013	at Houston	W	116-115	Toyota Center, Houston, Tx.
10/7/2013	at Dallas	W	94-92	American Airlines Center, Dallas, Tx.
10/9/2013	at Orlando	W	99-95	Veterans Memorial Arena, Jacksonville, Fl.
10/13/2013	Atlanta	W	105-73	Mississippi Coast Coliseum, Biloxi, Ms.
10/17/2013	at Oklahoma City	W	105-102	BOK Center, Tulsa, Ok.
10/19/2013	Washington	W	93-89	Rupp Arena, Lexington, Ky.
10/23/2013	Miami	L	95-108	New Orleans Arena, New Orleans, La.
10/25/2013	at Orlando	W	101-82	New Orleans Arena, New Orleans, La.
10/7/2012	Orlando	W	85-80	Mexico City Arena, Mexico City, Mx.
10/9/2012	Charlotte	W	97-82	New Orleans Arena, New Orleans, La.
10/11/2012	at Charlotte	W	90-87	North Charleston Coliseum, Charleston, S.C.
10/12/2012	at Houston	L	75-95	Toyota Center, Houston, Texas
10/18/2012	at Atlanta	L	68-97	Phillips Arena, Atlanta, Ga.
10/22/2012	at Dallas	L	74-87	American Airlines Center, Dallas, Texas
10/24/2012	Houston	L	90-97	New Orleans Arena, New Orleans, La.



# TEAM HISTORY

DATE	OPPONENT	W/L	SCORE	SITE
10/26/2012	at Miami	W	96-89	American Airlines Arena, Miami, Fl.
12/16/2011	at Memphis	W	97-90	FedEx Forum, Memphis, Tn.
12/21/2011	Memphis	W	95-80	New Orleans Arena, New Orleans, La.
10/9/2010	Memphis	L	90-97	New Orleans Arena, New Orleans, La.
10/10/2010	at Orlando	L	81-135	Amway Center, Orlando, Fla.
10/13/2010	Miami	W	90-76	New Orleans Arena, New Orleans, La.
10/15/2010	at Indiana	L	98-101	Conseco Fieldhouse, Indianapolis, Ind.
10/16/2010	Atlanta	L	74-84	Health Alliance Cen., Johnson City, Tenn.
10/18/2010	at Memphis	L	91-96	FedEx Forum, Memphis, Tenn.
10/20/2010	at Charlotte	L	98-105	Time Warner Cable Arena, Charlotte, N.C.
10/21/2010	at Oklahoma City	L	86-101	Okla. City Arena, Oklahoma City, Okla.
10/7/2009	Atlanta	L	102-108	Phillips Arena, Atlanta, Ga.
10/8/2009	Charlotte	L	101-108	Greensboro Coliseum, Greensboro, N.C.
10/10/2009	Oklahoma City	W	88-79	New Orleans Arena, New Orleans, La.
10/13/2009	vs. Orlando	L	86-121	Charles Koch Arena, Withita, Kansas
10/15/2009	at Miami	L	81-97	Sprint Center, Kansas City, Mo.
10/17/2009	vs. Indiana	W	108-96	New Orleans Arena, New Orleans, La.
10/22/2009	at Golden State	L	92-126	ORACLE Arena, Oakland, Calif.
10/23/2009	at L.A. Clippers	L	88-91	STAPLES Center, Los Angeles, Calif.
10/5/2008	Golden State	W	106-103	New Orleans Arena, New Orleans, La.
10/8/2008	at Indiana	W	105-71	Indiana Fairgrounds, Indianapolis, Ind.
10/10/2008	at San Antonio	W	89-84	AT&T Center, San Antonio, Texas
10/14/2008	Washington	W	96-80	O2 World, Berlin, Germany
10/17/2008	Washington	W	102-80	Palau Sant Jordi, Barcelona, Spain
10/21/2008	Indiana	W	101-96	New Orleans Arena, New Orleans, La.
10/23/2008	Miami	W	100-80	USA Mitchell Center, Mobile, Ala.
10/9/2007	Houston	W	94-92	Ford Center, Oklahoma City, Okla.
10/10/2007	at Indiana	L	96-101	Conseco Fieldhouse, Indianapolis, Ind.
10/13/2007	at Phoenix	W	111-106	US Airways Center, Phoenix, Ariz.
10/15/2007	Indiana	L	104-117	New Orleans Arena, New Orleans, La.
10/19/2007	Miami	W	92-85	Mississippi Coast Coliseum, Biloxi, Miss.
10/21/2007	at Dallas	L	97-103	American Airlines Center, Dallas, Texas
10/24/2007	Atlanta	L	98-107	New Orleans Arena, New Orleans, La.
10/26/2007	at Charlotte	W	111-100	Joel Coliseum, Winston-Salem, N.C.
10/10/2006	vs. Dallas	W	84-81	Ford Center, Oklahoma City, Okla.
10/13/2006	vs. Orlando	L	100-85	Ford Center, Oklahoma City, Okla.
10/17/2006	at Miami	L	109-105	American Airlines Arena, Miami, Fla.
10/19/2006	vs. Golden State	L	112-103	STAPLES Center, Los Angeles, Calif.
10/20/2006	at L.A. Lakers	L	113-106	STAPLES Center, Los Angeles, Calif.
10/22/2006	at Sacramento	L	117-93	Lawler Events Center, Reno, Nv.
10/24/2006	at Sacramento	W	84-81	ARCO Arena, Sacramento, Calif.
10/13/2005	at Denver	W	100-90	Pepsi Center, Denver, Colo.
10/15/2005	at Orlando	L	83-101	St. Petersburg Forum, St. Petersburg, Fla.
10/18/2005	Atlanta	L	94-97	ALLTEL Arena, Little Rock, Ark.
10/20/2005	San Antonio	L	90-97	CenturyTel Center, Bossier City, La.
10/23/2005	Denver	L	93-97	Ford Center, Oklahoma City, Okla.
10/25/2005	Miami	W	111-91	Maravich Assembly Center, Baton Rouge, La.
10/27/2005	Houston	W	89-88	Ford Center, Oklahoma City, Okla.
10/28/2005	at Atlanta	L	90-104	Columbus Civic Center, Columbus, Ga.
10/13/2004	Dallas	W	94-87	New Orleans Arena, New Orleans, La.
10/15/2004	at Chicago	L	100-103	United Center, Chicago, Ill.
10/16/2004	L.A. Clippers	W	105-95	Cajundome, Lafayette, La.
10/19/2004	Philadelphia	W	92-89	New Orleans Arena, New Orleans, La.
10/21/2004	Orlando	L	91-92	Mississippi Coast Coliseum, Biloxi, Miss.
10/23/2004	at Sacramento	L	87-92	ARCO Arena, Sacramento, Calif.
10/24/2004	at L.A. Clippers	L	93-97	STAPLES Center, Los Angeles, Calif.
10/8/2003	Orlando	W	105-98	Maravich Assembly Center, Baton Rouge, La.
10/11/2003	at Dallas	L	99-110	American Airlines Center, Dallas, Texas
10/12/2003	at Houston	W	89-71	Toyota Center, Houston, Texas
10/14/2003	at Orlando	W	89-84	TD Waterhouse Centre, Orlando, Fla.
10/16/2003	Chicago	L	101-91	New Orleans Arena, New Orleans, La.
10/18/2003	Washington	W	87-85	New Orleans Arena, New Orleans, La.
10/20/2003	Philadelphia	W	102-85	Ted Constant Convocation Center, Norfolk, Va.
10/22/2003	at San Antonio	L	79-103	SBC Center, San Antonio, Texas
10/9/2002	at Indiana	L	74-95	Conseco Fieldhouse, Indianapolis, Ind.
10/10/2002	at Indiana	W	95-93	Roberts Stadium, Evansville, Ind.
10/12/2002	San Antonio	L	76-93	Mississippi Coast Coliseum, Biloxi, Miss.
10/15/2002	at Orlando	L	90-103	TD Waterhouse Centre, Orlando, Fla.

# TEAM HISTORY

10/17/2002	Washington	L	78-88	New Orleans Arena, New Orleans, La.
10/19/2002	Washington	W	99-92	Greensboro Coliseum, Greensboro, N.C.
10/22/2002	Atlanta	L	87-85	New Orleans Arena, New Orleans, La.
10/25/2002	at Atlanta	L	69-90	Philips Arena, Atlanta, Ga.

## ALL-TIME PRESEASON RECORDS

### Year-by-Year Preseason Records

YEAR	OVERALL	HOME	NBA ROAD	NEUTRAL*
2022-23	4-1	1-0	2-1	1-0
2021-22	1-3	1-0	0-3	0-0
2020-21	2-0	1-0	1-0	0-0
2019-20	8-0	1-0	4-0	3-0
2018-19	0-5	0-1	0-3	0-1
2017-18	1-3	0-1	1-2	0-0
2016-17	1-5	0-1	0-2	1-2
2015-16	3-4	1-0	2-2	0-2
2014-15	5-2	2-0	0-1	3-1
2013-14	7-1	0-1	3-0	4-0
2012-13	4-4	1-1	1-3	2-0
2011-12	2-0	1-0	1-0	0-0
2010-11	1-7	1-1	0-5	0-1
2009-10	2-6	2-0	0-3	0-3
2008-09	7-0	2-0	1-0	4-0
2007-08	4-4	0-2	1-2	3-0
2006-07	2-5	1-1	1-2	0-2
2005-06	3-5	1-1	1-2	1-2
2004-05	3-5	2-0	0-4	1-1
2003-04	5-3	1-1	2-2	2-0
2002-03	2-6	0-2	0-3	2-1
<b>TOTALS</b>	<b>67-69</b>	<b>19-13</b>	<b>21-40</b>	<b>27-16</b>

\*Denotes games played in non-NBA venue





NEW ORLEANS

1

**RECORDS**

# RECORDS

## TEAM HIGHS

### Most Points

Season	9,466		2018-19
Game	149	vs. SAC	19-Nov-18
1st Half	80	vs. MIN	14-Nov-14
		vs. LAC	18-Jan-20
2nd Half	81	vs. CLE	9-Jan-19
		at MEM	16-Feb-21
1st Quarter	46	vs. LAL	14-Feb-18
2nd Quarter	45	vs. LAC	18-Jan-20
		at ORL	22-Apr-21
3rd Quarter	48	at BKN	4-Nov-19
4th Quarter	45	vs. CHI	3-Mar-21
Overtime	28	at CHI	2-Dec-13

### Most Field Goals Made

Season	3,581		2018-19
Game	59	vs. SAS	19-Nov-18
Half	31	5 times; most recently:	
		at MEM (2nd)	16-Feb-21
Quarter	19	vs. LAL (1st)	14-Feb-18
Overtime	10	at CHI (3OT)	2-Dec-13

### Most Field Goals Attempted

Season	7,563		2018-19
Game	114	at PHX (2OT)	6-Feb-08
		at DAL (OT)	4-Mar-20
Game (reg)	107	vs. MIL	12-Mar-19
Half	57	3 times; most recently:	
		vs. MIL (1st)	12-Mar-19
Quarter	33	4 times; most recently:	
		vs. MIL (4th)	19-Dec-22
Overtime	26	at CHI (3OT)	2-Dec-13

### Highest Field Goal Percentage

Season	.483	(3,500-7,241)	2017-18
Game	.667	vs. MIN	14-Nov-14
Half	.721	vs. MIN (1st)	14-Nov-14
Quarter	.875	at MEM (3rd)	30-Jan-10
Overtime	1.000	at HOU (4-4)	14-Jan-11
		vs. UTA (4-4)	16-Jan-20

### Most Three-Point Field Goals Made

Season	982		2019-20
Game	21	3 Times; most recently:	
		at LAC	25-Mar-23
Half	15	at MEM (1st)	20-Jan-20
Quarter	9	4 times; most recently:	
		at LAC (1st)	25-Mar-23

### Most Three-Point Field Goals Attempted

Season	2,656		2019-20
Game	51	at MIL	1-Jan-22
Half	29	vs. GSW (1st)	17-Nov-19
Quarter	18	at PHX (1st)	6-Apr-18

### Highest Three-Point Field Goal Percentage

Season	.389	(630-1,621)	2007-08
Game	.800	vs. SAS (12-15)	22-Jan-11
		at MIN (4-5)	11-Feb-06

### Most Free Throws Made

Season	1,649		2005-06
Game	46	vs. TOR (46-60) (OT)	21-Mar-04
Game (reg)	42	vs. MIA (42-46)	10-Mar-04
Half	34	vs. TOR (34-42) (2nd)	21-Mar-04
Quarter	21	vs. TOR (21-28) (4th)	2-Jan-21

### Most Free Throws Attempted

Season	2,176		2005-06
Game	60	vs. TOR (46-60) (OT)	21-Mar-04
Game (reg)	47	vs. TOR (36-47)	2-Jan-21
Half	42	vs. TOR (34-42) (2nd)	21-Mar-04
Quarter	28	vs. TOR (21-28) (4th)	2-Jan-21

### Highest Free Throw Percentage

Season	.807	(1479-1833)	2008-09
Game	1.000	32 times; most recently:	
		at DEN (12-12)	25-Dec-19

### Most Rebounds

Season	3,878		2018-19
Game	71	vs. MIL (2OT)	8-Feb-07
Game (reg)	70	vs. CLE	12-Mar-21
Half	41	vs. CLE (2nd)	12-Mar-21
Quarter	24	vs. MIA (4th)	10-Mar-04
Overtime	16	vs. MIA	8-Feb-07

### Most Offensive Rebounds

Season	1,097		2002-03
Game	31	vs. MIL (2OT)	8-Feb-07
Game (reg)	26	vs. SEA	23-Feb-07
	26	vs. ORL	28-Oct-14
Half	17	3 times; most recently:	
		vs. ORL (1st)	28-Oct-14
Quarter	13	vs. ORL (2nd)	28-Oct-14

### Most Defensive Rebounds

Season	2,969		2018-19
Game	51	vs. CLE	12-Mar-21
Half	27	3 times; most recently:	
		vs. LAC (1st)	13-Jan-22
Quarter	18	vs. MIA (4th)	10-Mar-04

### Most Assists

Season	2,216		2018-19
Game	40	vs. BKN	27-Dec-17
		vs. POR	11-Feb-20
Half	24	vs. HOU (1st)	26-Jan-18
Quarter	15	vs. CLE (1st)	28-Feb-20
Overtime	6	at CHI (3OT)	2-Dec-13

### Most Steals

Season	708		2003-04
Game	21	vs. IND	8-Jan-16
Half	13	at PHX (1st)	2-Nov-21
Quarter	9	3 times; most recently:	
		at ATL (1st)	20-Mar-22

### Most Personal Fouls

Season	1,883		2004-05
Game	35	at SAC	3-Mar-14
Half	24	vs. MIN (2nd)	13-Jan-12
		vs. LAC (2nd)	20-Mar-16
Quarter	15	4 times; most recently:	
		vs. LAC (4th)	20-Mar-16

### Most Turnovers

Season	1,228		2003-04
Game	30	at WAS	12-Dec-04
Half	19	at WAS (1st)	12-Dec-04
Quarter	12	at WAS (1st)	12-Dec-04
		at LAC (1st)	12-Nov-06

### Most Blocked Shots

Season	523		2013-14
Game	18	vs. CHA	2-Nov-13
Half	10	5 times; most recently:	
		at MEM (1st)	18-Oct-17
Quarter	8	at MEM (1st)	18-Oct-17



# RECORDS

## TEAM LOWS

### Fewest Points

Season	7,252	(88.4)	2004-05
Game (reg)	62	vs. PHI	7-Nov-12
Game (OT)	74	vs. TOR	15-Jan-04
1st Half	23	at PHI	12-Dec-10
2nd Half	16	at LAC	1-Mar-06
1st Quarter	9	at LAC	21-Dec-04
2nd Quarter	7	at CHA	7-Nov-08
3rd Quarter	7	vs. IND	22-Dec-12
4th Quarter	6	vs. SEA	4-Apr-07
		at HOU	26-Apr-12
Overtime	4	3 times; most recently vs. CHI	29-Jan-10

### Fewest Field Goals Made

Season	2,718		2004-05
Game	21	at WAS	12-Dec-04
Half	5	at LAC (2nd)	1-Mar-06
Quarter	1	3 times; most recently: at HOU (4th)	26-Apr-12
Overtime	1	5 times; most recently: at NYK	18-Apr-21

### Fewest Field Goals Attempted

Season	6,366		2008-09
Game	59	vs. LAC	22-Mar-12

### Lowest Field Goal Percentage

Season	.415	(2,718-6,556)	2004-05
Game	.289	vs. PHX	30-Dec-11
Half	.143	at PHI (1st)	12-Dec-10
Quarter	.048	at PHI (2nd)	12-Dec-10
Overtime	.143	at NYK	18-Apr-21

### Fewest Three-Point Field Goals Made

Season	300		2005-06
Game	0	10 times; most recently: vs. POR	16-Jan-12

### Fewest Three-Point Field Goals Attempted

Season	885		2005-06
Game	3	vs. BOS	7-Dec-05
		vs. CHI	8-Feb-12

### Lowest Three-Point Field Goal Percentage

Season	.315	(415-1,316)	2004-05
Game	.000	Several times; most without a make: 15 at SAC	1-Jan-12

### Fewest Free Throws Made

Season	1,229		2019-20
Game	2	vs PHX	17-Nov-04
Half	0	Several times; most recently: at LAC	25-Mar-23

### Fewest Free Throws Attempted

Season	1,636		2012-13
Game	2	vs. PHX	17-Nov-04

### Lowest Free Throw Percentage

Season	.729	(1,229-1,687) (1,369-1,878)	2019-20 2020-21
Game	.333	vs. ATL (4-12)	1-Jan-13

### Fewest Rebounds

Season	3,255		2008-09
Game	23	at UTA	27-Mar-06

### Fewest Offensive Rebounds

Season	703		2016-17
Game	1	vs. POR	18-Nov-16

### Fewest Defensive Rebounds

Season	2,281		2004-05
Game	16	vs. DAL	1-Dec-21

### Fewest Assists

Season	1,519		2005-06
Game	4	at PHI	12-Dec-10

### Fewest Steals

Season	520		2012-13
Game	0	vs. LAL	5-Feb-11

### Fewest Personal Fouls

Season	1,490		2016-17
Game	8	vs. GSW	3-May-21

### Fewest Turnovers

Season	974		2007-08
Game	3	vs. NYK	10-Feb-06

### Fewest Blocked Shots

Season	300		2009-10
Game	0	32 times; most recently: vs. LAL	4-Feb-23

# RECORDS

## OPPONENT TEAM HIGHS

### Most Points

Season	9,575		2018-19
Game	147	at GSW	16-Jan-19
1st Half	79	at BKN	7-Apr-21
2nd Half	82	at DEN	17-Nov-17
1st Quarter	49	at SAC	6-Aug-20
2nd Quarter	48	vs. HOU	30-Jan-21
3rd Quarter	55	at MEM	9-Apr-22
4th Quarter	45	at GSW	17-Mar-10
		at POR	16-Mar-21
Overtime	29	at GSW	23-Nov-04

### Most Field Goals Made

Season	3,549		2018-19
Game	57	vs. DAL	1-Dec-21
Half	32	at DEN (2nd)	17-Nov-17
Quarter	20	at MEM (3rd)	9-Apr-22

### Most Field Goals Attempted

Season	7,610		2018-19
Game	114	at BKN (20T)	10-Feb-18
Game (reg)	109	at SAC	7-Apr-19
Half	59	vs. DEN (1st)	24-Jan-20
Quarter	33	vs. DEN (2nd)	24-Jan-20
		at CHA (1st)	9-May-21

### Highest Field Goal Percentage

Season	.483	(3,250-6,730)	2009-10
Game	.687	vs. DAL	1-Dec-21
Half	.744	at DEN (2nd)	17-Nov-17
Quarter	.857	vs. CHI (3rd)	8-Nov-03

### Most Three-Point Field Goals Made

Season	1,064		2021-22
Game	25	3 times; most recently; at DAL	12-Feb-21
Half	16	at LAC (1st)	1-Aug-20
		at IND (2nd)	5-Feb-21
Quarter	11	6 times; most recently; at ATL (3rd)	6-Apr-21

### Most Three-Point Field Goals Attempted

Season	2,953		2022-23
Game	61	at HOU (24-61)	16-Dec-16
Half	31	at HOU (1st)	16-Dec-16
		at HOU (2nd)	29-Jan-19
Quarter	19	at PHX (3rd)	29-Dec-20

### Most Free Throws Made

Season	1,644		2004-05
Game	39	at DAL	11-Jan-14
Half	25	vs. GSW (2nd)	19-Jan-13
		at HOU (2nd)	19-Mar-23
Quarter	18	3 times; most recently; vs. SAS	9-Aug-20

### Most Free Throws Attempted

Season	2,176		2013-14
Game	49	at LAL	26-Mar-06
Half	31	at CLE (2nd)	20-Feb-13
		at SAC (2nd)	23-Dec-13
Quarter	25	at HOU (4th)	12-Apr-15

### Highest Free Throw Percentage

Season	.790	(1,197-1,516)	2020-21
Game	1.000	21 times; most recently; vs. PHX (15-15)	15-Mar-22

### Most Rebounds

Season	3,963		2016-17
Game	65	at LAL	22-Dec-04
		at ORL	20-Mar-19
Half	37	vs. PHI (1st)	25-Feb-19
Quarter	24	at OKC (2nd)	4-Dec-16
Overtime	15	vs. MEM	5-Dec-16

### Most Offensive Rebounds

Season	972		2003-04
Game	24	vs. DEN	24-Jan-20
Half	16	at BOS (2nd)	3-Jan-14
Quarter	12	at DET (4th)	17-Jan-09

### Most Defensive Rebounds

Season	3,091		2016-17
Game	50	at PHI	9-Feb-18
Half	29	vs. DEN (1st)	26-Oct-16
Quarter	17	3 times; most recently; vs. GSW (1st)	9-Apr-19

### Most Assists

Season	2,174		2018-19
Game	41	3 times; most recently; at MEM	9-Apr-22
Half	24	vs. CHA	11-Mar-22
		at MEM	9-Apr-22
Quarter	16	at MEM (3rd)	9-Apr-22

### Most Steals

Season	702		2018-19
Game	20	at WAS	12-Dec-04
Half	11	at SAC (1st)	6-Apr-04
		vs. OKC (1st)	20-Nov-17
Quarter	7	Several times; most recently; at DEN (2nd)	28-Apr-21

### Most Personal Fouls

Season	1,910		2005-06
Game	33	3 times; most recently; vs. PHX	16-Mar-19
Half	21	4 times; most recently; vs. CLE (2nd)	9-Jan-19
Quarter	14	vs. UTA (4th)	28-Mar-14
		at WAS (2nd)	19-Dec-17

### Most Turnovers

Season	1,282		2003-04
Game	27	at NJN	10-Dec-04
		vs. DEN	9-Mar-14
Half	19	vs. ATL (2nd)	29-Oct-03
Quarter	13	vs. ATL (3rd)	29-Oct-03

### Most Blocked Shots

Season	504		2013-14
Game	19	at MEM	10-May-21
Half	11	at IND	23-Dec-14
		at DAL (1st)	4-Mar-20
Quarter	7	5 times; most recently;	



# RECORDS

## OPPONENT TEAM LOWS

### Fewest Points

Season	6,164		2011-12
Game	59	at ATL	21-Jan-11
1st Half	26	vs. POR	13-Feb-13
2nd Half	24	at HOU	19-Jan-12
1st Quarter	10	at SAS	18-Mar-22
2nd Quarter	9	vs. BOS	19-Mar-07
3rd Quarter	7	at HOU	29-Dec-02
4th Quarter	7	at HOU	19-Jan-12
		at OKC	31-Dec-20
Overtime	2	vs. NYK	31-Mar-07

### Fewest Field Goals Made

Season	2,843		2003-04
Game	23	3 times; most recently: vs. POR	14-Mar-17

### Fewest Field Goals Attempted

Season	6,286		2005-06
Game	60	vs. NJN	12-Mar-06

### Lowest Field Goal Percentage

Season	.438	(2,857-6,518)	2002-03
Game	.291	at ATL (23-79)	21-Jan-11

### Fewest Free Throws Made

Season	1,197		2020-21
Game	3	4 times; most recently: vs. DET	1-Mar-17

### Fewest Free Throws Attempted

Season	1,579		2007-08
Game	5	3 times; most recently: vs. LAC	19-Nov-21

### Lowest Free Throw Percentage

Season	.750	(1,407-1,877)	2003-04
Game	.176	vs. DET (3-17)	1-Mar-17

### Fewest Rebounds

Season	3,226		2012-13
Game	22	vs. MEM	31-Mar-06

### Fewest Offensive Rebounds

Season	730		2015-16
Game	1	vs. SAS	26-Dec-14

### Fewest Defensive Rebounds

Season	2,368		2002-03
Game	17	4 times; most recently: at MIL	9-Mar-15

### Fewest Assists

Season	1,584		2005-06
Game	8	vs. LAC vs. TOR	14-Dec-05 14-Feb-22

### Fewest Personal Fouls

Season	1,533		2014-15
Game	6	at MIA	16-Nov-19

### Fewest Steals

Season	470		2007-08
Game	0	3 times; most recently: at MIN	8-Feb-16

### Fewest Turnovers

Season	1,003		2014-15
Game	4	4 times; most recently: at ORL	22-Apr-21

### Fewest Blocked Shots

Season	290		2008-09
Game	0	25 times; most recently: vs. DAL	8-Mar-23

# RECORDS

## INDIVIDUAL HIGHS

### Points

Season	2,110	Anthony Davis	(28.1)	2017-18
Game	59	Anthony Davis	at DET	21-Feb-16
Half	33	3 Times; most recently: Zion Williamson	vs. MIN (2nd)	28-Dec-22
Quarter	24	Anthony Davis	(1st) at OKC	26-Feb-17
Overtime	12	Janero Pargo	at PHX (2OT)	6-Feb-08

### Most Field Goals Made

Season	780	Anthony Davis		2017-18
Game	24	Anthony Davis	at DET	21-Feb-16
Half	13	Anthony Davis	at DAL (1st)	25-Feb-17
Quarter	10	Marcus Thornton	at CLE (2nd)	23-Feb-10

### Most Field Goals Attempted

Season	1,586	Jamal Mashburn		2002-03
Game	35	Anthony Davis	at BKN (OT)	10-Feb-18
Half	22	Anthony Davis	vs. DEN (1st)	26-Oct-16
Quarter	15	Anthony Davis	at DAL (1st)	25-Feb-17
		Anthony Davis	vs. HOU (1st)	26-Jan-18

### Highest Field Goal Percentage

#### (min. 250 attempts/season; 10 attempts/game)

Season	.624	Tyson Chandler	(.292-468)	2006-07
Game	1.000	4 times; most recently: Derrick Favors	vs. LAC	18-Jan-20

### Most Consecutive Field Goals Made

Season	21	Derrick Favors		16-Jan-20 (First 8) 18-Jan-20 (Next 10) 22-Jan-20 (Final 3)
Game	13	Zion Williamson	at SAC	17-Jan-21

### Most 3-Point Field Goals Made

Season	231	Peja Stojakovic		2007-08
Game	11	CJ McCollum	vs. PHI	30-Dec-22
Half	7	4 Times; most recently: CJ McCollum	vs. PHI (1st)	30-Dec-22
Quarter	5	Several times; most recently: CJ McCollum	vs. PHI (1st)	30-Dec-22

### Most 3-Point Field Goals Attempted

Season	582	Baron Davis	(187-582)	2003-04
Game	17	Lonzo Ball	at MIN (OT)	1-May-21
Half	11	CJ McCollum	vs. PHI (1st)	30-Dec-22
Quarter	8	Ryan Anderson	vs. SAC (2nd)	21-Jan-15
		Ian Clark	at SAC (1st)	7-Apr-19

### Highest 3-Point Field Goal Percentage (min. 200 attempts)

Season	.453	JJ Redick	(180-397)	2019-20
Game	1.000	Several times; most made without a miss: Bobby Jackson (7)	vs. MIA	11-Jan-08

### Most Consecutive 3-Point Field Goals Made

Season	9	Morris Peterson		11-Nov-07 through 14-Nov-07
--------	---	-----------------	--	-----------------------------

### Most Consecutive Games With 3-Point Field Goal

62 games	Peja Stojakovic			16-Jan-08 through 10-Dec-08
----------	-----------------	--	--	-----------------------------

### Most Free Throws Made

Season	519	Anthony Davis		2016-17
Game	21	Anthony Davis	vs. PHX	26-Feb-18
Half	14	Anthony Davis	vs. PHX	26-Feb-18
Quarter	12	Anthony Davis	vs. CLE (3rd)	9-Jan-19

### Most Free Throw Attempts

Season	647	Anthony Davis		2016-17
Game	26	Anthony Davis	vs. PHX	26-Feb-18
Half	17	Anthony Davis	vs. PHX	26-Feb-18
Quarter	13	Anthony Davis	vs. CLE (3rd)	9-Jan-19

### Highest Free Throw Percentage

#### (min. 100 attempts/season)

Season	.940	Brian Roberts	(125-133)	2013-14
Game	1.000	Several times; most made without a miss: DeMarcus Cousins (15) at OKC		26-Feb-17

### Most Consecutive Free Throws Made

Season	42	Ryan Anderson		2-Dec-14 through 27-Dec-14
--------	----	---------------	--	----------------------------

### Most Rebounds

Season	928	Tyson Chandler	(11.7)	2007-08
Game	26	Anthony Davis	at BKN	2-Jan-19
Half	17	Tyson Chandler	vs. SEA (1st)	16-Jan-08
		Al-Farouq Aminu	at DAL (1st)	17-Apr-13
		Anthony Davis	at BKN (2nd)	2-Jan-19
Quarter	14	Al-Farouq Aminu	at DAL (1st)	17-Apr-13

### Most Offensive Rebounds

Season	322	Tyson Chandler		2007-08
Game	12	Tyson Chandler	at MEM	13-Feb-07
		Tyson Chandler	at POR	17-Dec-07
		Eneka Okafor	vs. TOR	17-Jan-11
Half	8	Tyson Chandler	vs. LAL (2nd)	14-Mar-08
		Willy Hernangómez	at HOU (1st)	5-Dec-21
Quarter	6	Several times; most recently: Jonas Valanciunas	vs. UTA (2nd)	23-Oct-22

### Most Defensive Rebounds

Season	712	Anthony Davis		2016-17
Game	21	Anthony Davis	at BKN	2-Jan-19
Half	13	Tyson Chandler	vs. SEA (1st)	16-Jan-08
		Nikola Mirotic	at SAS (1st)	3-Nov-18
		Anthony Davis	at BKN (2nd)	2-Jan-19
Quarter	9	Al-Farouq Aminu	at DAL (1st)	17-Apr-13
		Anthony Davis	at BKN (4th)	2-Jan-19

### Most Assists

Season	925	Chris Paul	11.6 apg	2007-08
Game	25	Rajon Rondo	vs. BKN	27-Dec-17
Half	14	Chris Paul	at LAL	6-Nov-07
		Rajon Rondo	vs. BKN (2nd)	27-Dec-17
Quarter	10	Rajon Rondo	vs. BKN (4th)	27-Dec-17

### Most Steals

Season	217	Chris Paul	2.71 spg	2007-08
Game	9	Chris Paul	at DAL	20-Feb-08
Half	7	Chris Paul	vs. DAL (1st)	20-Feb-08
Quarter	6	Bonzi Wells	vs. BOS (4th)	22-Mar-08

### Most Personal Fouls

Season	278	Jamaal Magloire		2003-04
--------	-----	-----------------	--	---------

### Most Disqualifications

Season	6	Jamaal Magloire		2003-04
--------	---	-----------------	--	---------

### Most Turnovers

Season	247	Greivis Vasquez	(3.2)	2012-13
Game	10	Darren Collison	vs. BOS	10-Feb-10
Half	7	DeMarcus Cousins	at TOR (1st)	9-Nov-17
		Jrue Holiday	at DET (2nd)	9-Dec-18
Quarter	6	DeMarcus Cousins	at TOR (2nd)	9-Nov-17

### Most Blocked Shots

Season	200	Anthony Davis	(2.9)	2014-15
Game	10	Anthony Davis	vs. UTA	11-Mar-18
Half	7	Anthony Davis	vs. MEM (2nd)	1-Dec-15
Quarter	6	Anthony Davis	vs. LAC (3rd)	26-Mar-14

### Most Minutes Played

Season	3,321	Jamal Mashburn	(42.6)	2002-03
Game (reg.)	48	Several times; most recently: Darren Collison	at LAC	15-Mar-10
Game (total)	57	Ryan Anderson	at CHI (3OT)	2-Dec-13



# RECORDS

## OPPONENT INDIVIDUAL HIGHS

### Most Points

Game	58	Devin Booker	at PHX	17-Dec-22
Half	38	Stephen Curry	vs. GSW (3rd)	31-Oct-15
Quarter	28	Stephen Curry	vs. GSW (3rd)	31-Oct-15

### Most Field Goals Made

Game	21	Devin Booker	at PHX	17-Dec-22
Half	13	4 times; most recently: Giannis Antetokoumpo	at MIL (1st)	29-Jan-23
Quarter	10	Jamal Crawford Stephen Curry	at CHI (4th) vs. GSW (3rd)	6-Dec-03 31-Oct-15

### Most Field Goals Attempted

Game	37	Bradley Beal	vs. WAS	27-Jan-21
Half	22	Damian Lillard Devin Booker	vs. POR (2nd) at PHX (2nd)	27-Mar-18 17-Dec-22
Quarter	15	LeBron James	vs. CLE (4th)	4-Dec-15

### Highest Field Goal Percentage (min. 10 FGA)

Game	1,000	Brandon Clarke (70-10)	at MEM	9-Apr-22
------	-------	------------------------	--------	----------

### Most Three-Point Field Goals Made

Game	13	Stephen Curry	at GSW	7-Nov-16
Half	7	6 times; most recently: Malik Beasley	vs. LAL	14-Mar-23
Quarter	7	Stephen Curry	at GSW (3rd)	16-Jan-19

### Most Three-Point Field Goals Attempted

Game	20	Stephen Curry	vs. GSW	4-May-21
Half	12	James Harden	at HOU (2nd)	29-Jan-19
Quarter	10	T. Luwawu-Cabarrot	at BKN (4th)	7-Apr-21

### Most Free Throws Made

Game	18	Damian Lillard Joel Embiid	vs. POR at PHI	16-Mar-21 25-Jan-22
Half	13	3 times; most recently: Trae Young	at ATL (2nd)	5-Nov-22
Quarter	11	3 times; most recently: Trae Young	at ATL (2nd)	5-Nov-22

### Most Free Throw Attempts

Game	20	3 times; most recently: Giannis Antetokoumpo	vs. MIL	19-Dec-22
Half	17	Giannis Antetokoumpo	vs. MIL	19-Dec-22
Quarter	13	Giannis Antetokoumpo	vs. MIL	19-Dec-22

### Most Rebounds

Game	27	Karl-Anthony Towns	at MIN	12-Jan-19
Half	16	DeAndre Jordan	vs. LAC (1st)	28-Dec-16
Quarter	12	Samuel Dalembert	at PHI (1st)	11-Jan-10

### Most Offensive Rebounds

Game	11	Andre Drummond	at DET	9-Dec-18
Half	8	Andre Drummond Jared Sullinger	at DET (2nd) at BOS (2nd)	24-Jan-14 3-Jan-14
Quarter	7	Donatas Motiejūnas	vs. HOU (2nd)	16-Apr-14

### Most Defensive Rebounds

Game	22	Tim Duncan	at SAS (OT)	23-Dec-02
Game (reg)	20	DeMarcus Cousins DeAndre Jordan	at SAC vs. LAC	3-Apr-15 28-Dec-16
Half	14	DeMarcus Cousins	at SAC (2nd)	3-Apr-15
Quarter	10	Samuel Dalembert Luka Dončić	at PHI (1st) vs. DAL (3rd)	11-Jan-10 3-Dec-19

### Most Assists

Game	20	Chris Paul	at LAC	10-Dec-16
Half	14	James Harden	at HOU (1st)	11-Dec-17
Quarter	10	Chris Paul	at LAC (3rd)	10-Dec-16

### Most Steals

Game	8	Chris Paul	at LAC	22-Apr-12
Half	6	Chris Paul	at LAC (2nd)	22-Apr-12
Quarter	5	Andre Miller Chris Paul	vs. DEN (1st) at LAC (4th)	23-Jan-04 22-Apr-12

### Most Turnovers

Game	10	LeBron James Steve Nash	vs. CLE (OT) at PHO (2OT)	28-Mar-05 6-Feb-08
		Russell Westbrook	at OKC	4-Dec-16
Half	9	LeBron James	vs. CLE (2nd)	28-Mar-05
Quarter	6	Donovan Mitchell Luka Dončić	vs. UTA (3rd) at DAL (1st)	6-Mar-19 3-Dec-21

### Most Blocked Shots

Game	11	Roy Hibbert	at IND (OT)	21-Nov-12
Game (reg)	9	Marcus Camby	vs. DEN	13-Apr-07
	9	Andrew Bogut	vs. GSW	7-Apr-15
Half	7	Andrew Bogut Roy Hibbert	vs. GSW (1st) vs. IND (1st)	7-Apr-15 23-Dec-14
Quarter	6	Anthony Randolph	vs. GSW (1st)	23-Dec-09

### Most Minutes Played

Game (reg)	48	Several times; most recently: Monta Ellis	at GSW	17-Mar-10
Game (total)	56	Luol Deng	at CHI (3OT)	2-Dec-13

# RECORDS

## MISCELLANEOUS RECORDS

### FRANCHISE – TEAM ALL-TIME TOP PERFORMANCES

#### Most Points

149	vs. Sacramento	19-Oct-18
144	at Memphis	16-Feb-21
140	vs. San Antonio	19-Nov-18
	vs. Cleveland	9-Jan-19
	at Golden State	16-Jan-19
	at Minnesota (OT)	1-May-21
	vs. Minnesota	14-Nov-14
	vs. L.A. Lakers	14-Feb-18
	vs. Memphis	31-Jan-20
139	at Brooklyn (2OT)	10-Feb-18
	vs. Utah (OT)	16-Jan-20
	vs. Portland	11-Feb-20
	vs. Memphis (OT)	5-Apr-23
136	vs. Phoenix (OT)	16-Mar-19
	vs. Sacramento	5-Feb-23

#### Fewest Points

62	vs. Philadelphia	7-Nov-12
65	at Boston	12-Mar-03
66	vs. Utah	8-Apr-08
	at Houston	13-Apr-09
67	Done four times	
68	Done five times	

#### FG Percentage

667	vs. Minnesota (56-84)	14-Nov-14
654	vs. LA Clippers (53-81)	14-Mar-21
638	at Houston (51-80)	14-Apr-10
622	at Golden State (46-74)	26-Jan-11
615	at Memphis (56-91)	16-Feb-21
610	vs. Miami (47-77)	11-Jan-08
605	vs. Philadelphia (52-86)	16-Nov-15

### OPPONENTS – TEAM ALL-TIME TOP PERFORMANCES

#### Most Points

147	at Golden State	16-Jan-19
146	at Denver	17-Nov-17
144	at Minnesota	13-Apr-16
143	vs. Brooklyn	20-Jan-17
	at Dallas	12-Feb-21
142	vs. Charlotte	11-Mar-22
141	at Memphis	9-Apr-22
140	at Sacramento	6-Aug-20
	at Boston	11-Jan-20

#### Fewest Points

59	at Atlanta	21-Jan-11
63	vs. Portland	13-Feb-13
67	vs. Sacramento	1-Nov-05
	vs. Orlando	27-Jan-12
	at Charlotte	16-Apr-12
69	vs. Houston	19-Mar-08
71	at Miami	11-Feb-03
	Done three times	

#### FG Percentage

687	vs. Dallas (57-83)	1-Dec-21
651	at Minnesota (56-86)	13-Apr-16
629	vs. San Antonio (44-70)	23-Dec-06
	at Denver (56-89)	17-Nov-17
	vs. Miami (42-69)	29-Mar-15
609	at San Antonio (51-84)	6-Apr-12
607	vs. Memphis (43-77)	1-Feb-16
606	vs. Golden State (49-81)	10-Apr-22
605	at Memphis (41-68)	10-Apr-11
603	vs. Charlotte (52-87)	11-Mar-22
598		

### FRANCHISE – INDIVIDUAL ALL-TIME TOP PERFORMANCES

#### Points

59	Anthony Davis	at Detroit	21-Feb-16
53	Anthony Davis	vs. Phoenix	26-Feb-18
50	Jamal Mashburn	vs. Memphis (OT)	21-Feb-03
	Anthony Davis	vs. Denver	26-Oct-16
49	Brandon Ingram	vs. Utah (OT)	16-Jan-20
48	Anthony Davis	at New York (OT)	14-Jan-18
	Anthony Davis	vs. Dallas	28-Dec-18
46	Anthony Davis	at Charlotte (OT)	11-Mar-17
	Anthony Davis	at LA Clippers	14-Jan-19
45	5 times; most recently: Julius Randle	vs. Portland	15-Mar-19

#### Rebounds

26	Anthony Davis	at Brooklyn	2-Jan-19
24	DeMarcus Cousins	vs. San Antonio (OT)	3-Mar-17
23	Tyson Chandler	at Memphis	13-Feb-07
	DeMarcus Cousins	vs. Chicago (2OT)	22-Jan-18
	DeMarcus Cousins	at Sacramento	26-Oct-17
	Jonas Valanciunas	at Minnesota	25-Oct-21
22	Tyson Chandler	vs. Milwaukee (2OT)	8-Feb-07
	Tyson Chandler	vs. L.A. Lakers	23-Mar-07
	Tyson Chandler	vs. Detroit	5-Dec-07
	Tyson Chandler	at Golden State	4-Jan-08
	Anthony Davis	vs. Miami	23-Dec-16
	Anthony Davis	vs. San Antonio	27-Jan-17
	DeMarcus Cousins	vs. Denver	6-Dec-17

#### Assists

25	Rajon Rondo	vs. Brooklyn	27-Dec-17
21	Chris Paul	at L.A. Lakers	6-Nov-07
20	Chris Paul	at Cleveland	26-Mar-08
	Chris Paul	vs. Milwaukee	27-Feb-09
	Darren Collison	vs. Golden State	8-Mar-10
19	Chris Paul	at Sacramento	1-Feb-08
	Chris Paul	vs. Denver	18-Dec-09
	Chris Paul	vs. Miami	5-Nov-10
18	Chris Paul	vs. Chicago	1-Dec-06
	Chris Paul	vs. Atlanta	5-Mar-08
	Chris Paul	vs. Toronto	6-Nov-09
	Chris Paul	vs. New Jersey	8-Jan-10
	Darren Collison	at Memphis (OT)	30-Jan-10
	Brian Roberts	vs. Denver	25-Mar-13
	Rajon Rondo	vs. Philadelphia	10-Dec-17

### OPPONENTS – INDIVIDUAL ALL-TIME TOP PERFORMANCES

#### Points

58	Devin Booker	at Phoenix	17-Dec-22
54	Damon Stoudamire	vs. Portland	14-Jan-05
53	Stephen Curry	vs. Golden State	31-Oct-16
50	Kobe Bryant	vs. L.A. Lakers	23-Mar-07
	Damian Lillard	at Portland	16-Mar-21
	Gianinis Antetokounmpo	at Milwaukee	29-Jan-23
49	Kyrie Irving	vs. Cleveland	23-Jan-17
	Luka Dončić	vs. Dallas	17-Feb-22

#### Rebounds

27	Karl-Anthony Towns	at Minnesota	12-Jan-19
25	DeAndre Jordan	vs. LA Clippers	28-Dec-16
23	Tim Duncan	at San Antonio	23-Dec-02
	Nikola Vucevic	vs. Orlando	28-Oct-14
22	Pau Gasol	vs. L.A. Lakers	29-Mar-10
	Andre Drummond	vs. Detroit	21-Jan-16
21	Marcus Camby	at Denver	4-Nov-07
	Tyson Chandler	at Chicago	24-Mar-06
	Kevin Garnett	at Minnesota	11-Feb-06
	Chris Mihm	at L.A. Lakers	22-Dec-04
	Ben Wallace	at Detroit	15-Jan-10
	Tyson Chandler	at Phoenix (OT)	11-Dec-16
	Andre Drummond	at Detroit	12-Feb-18
20	12 times; most recently: Clint Capela	vs. Houston	11-Nov-19

#### Assists

20	Chris Paul	at LA Clippers	10-Dec-16
19	John Wall	vs. Washington	29-Jan-17
	Chris Paul	vs. Phoenix	19-Feb-21
	Chris Paul	at Phoenix	2-Nov-21
18	Tony Parker	vs. San Antonio	23-Jan-12
17	Baron Davis	at LA Clippers	15-Mar-10
	James Harden	at Houston	11-Dec-17
	James Harden	at Houston	24-Mar-17
	Davion Mitchell	at Sacramento	5-Apr-22
16	Jose Calderon	at Toronto	1-Mar-11
	Steve Nash	at Phoenix	12-Dec-05
	Chris Paul	at LA Clippers	6-Dec-14
	Deron Williams	vs. Utah	8-Apr-08
	Deron Williams	vs. Utah	9-Apr-10
	Rajon Rondo	at L.A. Lakers	27-Feb-19
	Russell Westbrook	at Oklahoma City	24-Jan-19
	Damian Lillard	at Portland	17-Feb-21
	Trae Young	vs. Atlanta	7-Feb-23



# RECORDS

## MISCELLANEOUS RECORDS

### ROOKIE HIGHS

#### Most Points

Season	1,258	Chris Paul	(16.1)	2005-06
Game	57	Marcus Thornton	at CLE	23-Feb-10

#### Most Field Goals Made

Season	407	Chris Paul		2005-06
Game	15	Darren Collison	at Dallas	28-Feb-10
		Marcus Thornton	at Cleveland	23-Feb-10

#### Most Field Goals Attempted

Season	947	Chris Paul		2005-06
Game	27	J.R. Smith	at Phoenix	12-Apr-05

#### Highest Field Goal Percentage

Season	.672	Jaxson Hayes	(174-259)	2019-20
				(min. 250 attempts)

#### Most Three-Point Field Goals Made

Season	117	Marcus Thornton	(117-313)	2009-10
Game	7	Trey Murphy III	vs. CHA (7-12)	11-Mar-22

#### Most Three-Point Field Goals Attempted

Season	313	Marcus Thornton	(117-313)	2009-10
Game	13	Nickell Alexander-Walker	vs. GSW (5-13)	17-Nov-19

#### Highest Three-Point Field Goal Percentage

Season	.386	Brian Roberts	(59-153)	2012-13
				(min. 150 attempts)

#### Most Free Throws Made

Season	394	Chris Paul		2005-06
Game	14	Chris Paul	(14-17) at NYK	21-Jan-06
		Jerome Dyson	(14-16) at MEM	18-Apr-12

#### Most Free Throws Attempted

Season	465	Chris Paul		2005-06
Game	19	Zion Williamson	(13-19) at LAL	25-Feb-20

#### Highest Free Throw Percentage

Season	.851	Darren Collison	(148-174)	2009-10
				(min. 150 attempts)

#### Most Rebounds

Season	522	Anthony Davis		2012-13
Game	18	Anthony Davis	at MEM	9-Mar-13

#### Most Assists

Season	611	Chris Paul	(7.8)	2005-06
Game	20	Darren Collison	vs. GSW	8-Mar-10

#### Most Blocked Shots

Season	112	Anthony Davis	(1.8)	2012-13
Game	5	Several times; most recently:		
		Jaxson Hayes	vs. PHX	5-Dec-19

#### Most Steals

Season	175	Chris Paul	(2.24)	2005-06
Game	7	Chris Paul	vs. UTA	22-Feb-06

#### Most Minutes Played

Season	2,808	Chris Paul	(36.0)	2005-06
Game	48	Chris Paul	at TOR (207)	2-Apr-06
		Darren Collison	at LAC	15-Mar-10

### MARGINS / LEADS / HIGHEST SCORE

#### Biggest Victories

MARGIN	OPPONENT	SCORE	DATE
48	vs. Minnesota	139-91	14-Nov-14
45	vs. Golden State	128-93	21-Nov-22
41	at Atlanta	100-59	21-Jan-11
37	vs. Philadelphia	135-98	16-Nov-13
36	vs. Portland	99-63	13-Feb-13
35	at Cleveland	133-98	5-Jan-19
	at Orlando	135-100	22-Apr-21
	vs. San Antonio	119-84	21-Mar-23

#### Biggest Defeats

MARGIN	OPPONENT	SCORE	DATE
-46	at Dallas	130-84	7-Dec-19
-45	at Oklahoma City	74-119	23-Feb-13
-41	at Golden State	85-126	5-Nov-21
-37	at Phoenix	78-115	17-Apr-06
-36	at Memphis	74-110	8-Apr-15
	at Sacramento	71-107	19-Dec-04
-35	4 times; most recently:		
	at Boston	140-105	11-Jan-20

#### Biggest Leads That Got Away

MARGIN	OPPONENT	SCORE	DATE
27	at Portland	91-92	10-Nov-06
25	at Cleveland	100-104	23-Feb-04
	vs. Los Angeles Lakers	102-108	6-Mar-13
24	at Phoenix	114-118	17-Dec-22
22	vs. Indiana	75-81	22-Dec-12
21	at Golden State	121-131	17-Mar-10
	vs. Golden State	125-115	4-Dec-17
	vs. LA Clippers	112-103	28-Jan-18
20	5 times most recently:		
	at Golden State	109-120	28-Mar-23

#### Biggest Comebacks

MARGIN	OPPONENT	SCORE	DATE
-24	vs. Boston	120-115	21-Feb-21
-23	vs. Sacramento	94-91	15-Dec-10
	vs. Cleveland	108-104	28-Dec-21
	vs. L.A. Lakers	116-108	27-Mar-22
	vs. Brooklyn	109-104 (OT)	24-Mar-14
-22			
-21	Three times; most recently:		
	at Charlotte	98-95	29-Dec-12
-20	vs. LA Clippers	94-81	19-Nov-21
-19	Seven times; most recently:		
	vs. Memphis	138-131 (OT)	5-Apr-23

#### Highest Scoring Games-Both Teams Combined

PTS	FINAL SCORE	SITE	DATE
287	New Orleans 140, Golden State 147	at Golden State	16-Jan-19
278	New Orleans 149, Sacramento 129	at New Orleans	19-Oct-18
276	New Orleans 140, Minnesota 136 (OT)	at Minnesota	1-May-21
274	New Orleans 136, Phoenix 138 (OT)	at New Orleans	16-Mar-19
273	New Orleans 134, Minnesota 139	at New Orleans	3-Mar-20
	New Orleans 130, Dallas 143	at Dallas	12-Feb-21
271	New Orleans 132, Phoenix 139 (OT)	at New Orleans	5-Dec-19
270	New Orleans 138, Utah 132 (OT)	at New Orleans	16-Jan-20
269	New Orleans 138, Memphis 131 (OT)	at New Orleans	5-Apr-23
268	New Orleans 130, Denver 138	at Denver	6-Mar-22
266	New Orleans 135, Golden State 131	at New Orleans	8-Mar-10
	New Orleans 138, Brooklyn 128 (OT)	at Brooklyn	10-Feb-18
	New Orleans 140, San Antonio 126	at New Orleans	19-Nov-18
	New Orleans 131, Denver 134	at New Orleans	4-Apr-17
265	New Orleans 125, Sacramento 140	at Sacramento	6-Aug-20

#### Lowest Scoring Games-Both Teams Combined

PTS	FINAL SCORE	SITE	DATE
139	New Orleans 62, Philadelphia 77	at New Orleans	7-Nov-12
142	New Orleans 75, Charlotte 67	at Charlotte	16-Apr-12
143	New Orleans 67, Denver 76	at Denver	29-Nov-04
	New Orleans 66, Utah 77	at New Orleans	8-Apr-08
144	New Orleans 71, Charlotte 73	at New Orleans	12-Mar-12

# RECORDS

## MISCELLANEOUS RECORDS

### TOP SCORING PERFORMANCES

#### New Orleans Top Scoring Games Off The Bench

Pts	Player	Opponent	Minutes	Date
38	Jose Alvarado	vs. Denver	27	4-Dec-22
37	Marcus Thornton	at Cleveland	31	23-Feb-10
32	Ryan Anderson	vs. Charlotte	29	15-Jan-16
	Ryan Anderson	at Cleveland	34	10-Nov-14
	Jrue Holiday	vs. Houston	36	25-Jan-16
	Trey Murphy III	vs. Charlotte	28	11-Mar-22
31	Ryan Anderson	at Detroit	31	11-Feb-13
	Ryan Anderson	at New York	36	1-Dec-13
	Willie Green	vs. Phoenix	31	8-Apr-11
	Julius Randle	at Chicago	31	6-Feb-19
	JJ Redick	vs. San Antonio	32	9-Aug-20

#### Opponents Top Scoring Games Off The Bench

Pts	Player	Opponent	Minutes	Date
35	Jason Terry	vs. Dallas	39	4-Nov-09
	Gary Trent Jr.	vs. Toronto	33	30-Nov-22
34	Ben Gordon	vs. Charlotte	35	9-Nov-12
	Jalen Rose	vs. Chicago	30	8-Nov-03
	Montrezl Harrell	at LA Clippers	28	24-Nov-19
33	Lance Stephenson	at Memphis	38	11-Mar-16
32	Will Barton	at Denver	36	20-Dec-15
	J.R. Smith	at Denver	33	27-Nov-08
	Lou Williams	vs. LA Clippers	31	18-Jan-20

#### New Orleans Top Scoring Months

Player	Month/Year	Games (Min. 10)	Point	Average
Anthony Davis	November 2016	15	465	31.0
Anthony Davis	March 2017	16	428	26.8
DeMarcus Cousins	December 2017	15	416	27.7
Anthony Davis	December 2018	14	414	29.6
Zion Williamson	February 2021	15	410	27.3

### CONSECUTIVE GAMES RECORDS

#### Most Double-Figure Scoring Games

Season:	79	Jamal Mashburn, 2002-03
Career:	428	Anthony Davis
Consecutive:	128	Brandon Ingram, 4-Nov-19 to 20-Nov-21

#### Most 20-point Scoring Games

Season:	59	Anthony Davis (twice); 2016-17/2017-18
Career:	302	Anthony Davis
Consecutive:	25	Zion Williamson, 6-Feb-21 to 6-Apr-21

#### Most 30-point Scoring Games

Season:	36	Anthony Davis, 2016-17
Career:	128	Anthony Davis
Consecutive:	5	Anthony Davis, 7-Jan-19 to 16-Jan-19

#### Most Double-Figure Rebound Games

Season:	56	Tyson Chandler, 2006-07
Career:	274	Anthony Davis
Consecutive:	21	Tyson Chandler, 26-Jan-07 to 9-Mar-07

#### Most Double-Doubles - Points/Rebounds

Season:	50	Jonas Valanciunas, 2021-22
Career:	270	Anthony Davis
Consecutive:	15	Anthony Davis, 12-Dec-18 to 16-Jan-19

#### Most Double-Doubles - Points/Assists

Season:	56	Chris Paul, 2007-08
Career:	205	Chris Paul
Consecutive:	12	Chris Paul, 9-Apr-08 to 12-Nov-08

#### Most Double-Figure Assist Games

Season:	59	Chris Paul, 2007-08
Career:	228	Chris Paul
Consecutive:	12	Chris Paul, 9-Apr-08 to 12-Nov-08

#### Consecutive Games Played Streaks

Games	Player	Dates
175	Jamaal Magloire	30-Oct-02 through 26-Nov-04
136	Greivis Vasquez	26-Dec-11 through 22-Mar-13

131	Emeka Okafor	28-Oct-09 through 30-Jan-11
129	Rasual Butler	28-Nov-05 through 2-Mar-07

#### Consecutive Games Started Streaks

Games	Player	Dates
429	David West	1-Nov-05 through 24-Mar-11
425	Chris Paul	1-Nov-05 through 13-Apr-11
385	Anthony Davis	21-Dec-13 through 24-Mar-19
270	Jrue Holiday	29-Nov-16 through 9-Aug-20
223	Brandon Ingram	22-Oct-19 through 9-Apr-23
181	Emeka Okafor	28-Oct-09 through 10-Feb-12
175	Jamaal Magloire	30-Oct-03 through 26-Nov-04
153	Jonas Valanciunas	20-Oct-21 through 9-Apr-23

#### Triple-Doubles

Player	Opponent	Date	PTS	REB	AST	BLK
Brandon Ingram	at Denver	30-Mar-23	31	11	10	-
Brandon Ingram	vs. Chicago	23-Mar-23	30	11	10	-
Lonzo Ball	at Denver	28-Apr-21	16	12	12	2
Steven Adams	vs. Oklahoma City	6-Jan-21	10	11	10	-
Jrue Holiday	vs. Minnesota	3-Mar-20	27	10	12	-
Lonzo Ball	vs. Houston	29-Dec-19	27	10	10	-
Lonzo Ball	at Boston	11-Jan-20	10	13	10	-
Lonzo Ball	vs. LA Clippers	18-Jan-20	18	10	11	1
Elfrid Payton	at Dallas	18-Mar-19	19	10	11	-
Elfrid Payton	vs. Phoenix	16-Mar-19	16	12	16	-
Elfrid Payton	vs. Portland	15-Mar-19	14	12	16	-
Elfrid Payton	vs. Milwaukee	12-Mar-19	14	15	11	1
Elfrid Payton	at Atlanta	10-Mar-19	15	10	10	1
Julius Randle	vs. San Antonio	19-Nov-18	21	14	10	-
Elfrid Payton	at Houston	17-Oct-18	10	10	10	-
Jrue Holiday	vs. Portland	27-Mar-18	21	11	11	2
Anthony Davis	vs. Utah	11-Mar-18	25	11	3	10
Rajon Rondo	at Brooklyn (OT)	10-Feb-18	25	10	12	1
DeMarcus Cousins	vs. Houston	26-Jan-18	15	13	11	-
DeMarcus Cousins	vs. Chicago (2OT)	22-Jan-18	44	23	10	1
Rajon Rondo	at Houston	11-Dec-17	13	12	-	-
DeMarcus Cousins	vs. Cleveland	28-Oct-17	29	12	10	-
Tim Frazier	at Phoenix (OT)	11-Dec-16	14	11	11	1
Tyreke Evans	at Oklahoma City	6-Feb-15	22	10	16	-
Tyreke Evans	at LA Clippers	18-Dec-13	11	13	10	-
Greivis Vasquez	at Atlanta	8-Feb-13	21	11	12	-
Jarrett Jack	vs. Golden State	21-Mar-12	17	10	11	-
Darren Collison	vs. Indiana	19-Feb-10	18	13	12	-
Chris Paul	at Houston	29-Dec-09	16	11	10	-
Chris Paul	at Washington	11-Mar-09	30	10	13	-
Chris Paul	vs. Philadelphia	26-Jan-09	27	10	15	-
Chris Paul	at Dallas	14-Jan-09	33	10	11	-
Chris Paul	vs. Washington	30-Dec-08	15	10	16	-
Chris Paul	at LA Clippers	24-Nov-08	14	10	17	-
Chris Paul	vs. Oklahoma City	22-Nov-08	29	10	16	-
Chris Paul	vs. Golden State	6-Apr-08	16	10	13	-
Chris Paul	vs. Chicago	1-Dec-06	25	11	18	-
Chris Paul	vs. Golden State (OT)	5-Apr-06	17	11	16	-
Chris Paul	at Toronto (2OT)	2-Apr-06	24	12	12	-
Baron Davis	vs. Sacramento (OT)	8-Jan-05	26	10	17	-
Jamal Mashburn	vs. Atlanta	16-Apr-03	15	10	11	-
Jamal Mashburn	vs. Miami	26-Feb-03	18	13	13	-

#### 20-Point/20-Rebound Performances

Jonas Valanciunas	at Minnesota	25-Oct-21	22 pts, 23 rbs
Derrick Favors	vs. LA Clippers	14-Nov-20	20 pts, 20 rbs
Anthony Davis	at Brooklyn	2-Jan-19	34 pts, 26 rbs
Anthony Davis	at L.A. Lakers	21-Dec-18	30 pts, 20 rbs
Anthony Davis	at Toronto	12-Nov-18	25 pts, 20 rbs
DeMarcus Cousins	vs. Chicago (2OT)	22-Jan-18	44 pts, 23 rbs
DeMarcus Cousins	vs. Dallas	29-Dec-17	32 pts, 20 rbs
DeMarcus Cousins	vs. Denver	6-Dec-17	40 pts, 22 rbs
DeMarcus Cousins	at Dallas	3-Nov-17	20 pts, 22 rbs
DeMarcus Cousins	at Sacramento	26-Oct-17	41 pts, 23 rbs
Anthony Davis	at Charlotte (OT)	11-Mar-17	46 pts, 21 rbs
Anthony Davis	vs. Miami	23-Dec-16	28 pts, 22 rbs
Anthony Davis	at Detroit	21-Feb-16	59 pts, 20 rbs
Anthony Davis	vs. Boston	16-Mar-14	40 pts, 21 rbs
Tyson Chandler	at Golden State	4-Jan-08	22 pts, 22 rbs
Tyson Chandler	vs. L.A. Lakers	23-Mar-07	22 pts, 22 rbs
Jamaal Magloire	at Toronto	7-Mar-04	23 pts, 21 rbs



# RECORDS

## MISCELLANEOUS RECORDS

### Year-By-Year Comparisons

Year-By-Year	02-03	03-04	04-05	05-06	06-07	07-08	08-09	09-10	10-11	11-12	12-13	13-14	14-15	15-16	16-17
Record	47-35	41-41	18-64	38-44	39-43	56-26	49-33	37-45	46-36	21-45	27-55	34-48	45-37	30-52	34-48
Home Record	29-12	25-16	11-30	24-17	24-17	30-11	28-13	24-17	28-13	11-22	16-25	22-19	28-13	21-20	21-20
Away Record	18-23	16-25	7-34	14-27	15-26	26-15	21-20	13-28	18-23	10-23	11-30	12-29	17-24	9-32	13-28
vs. Eastern Conference	32-22	30-24	8-22	13-17	16-14	22-8	19-11	11-19	19-11	7-11	12-18	19-11	16-14	10-20	14-16
vs. Western Conference	15-13	11-17	10-42	25-27	23-29	34-18	30-22	26-26	27-25	14-34	15-37	15-37	29-23	20-32	20-32
Overtime	5-4	3-3	2-6	2-1	7-0	4-0	1-2	3-3	4-2	1-2	1-3	5-0	0-3	1-3	3-5
Average Points	93.9	91.8	88.4	92.8	95.5	100.9	95.8	100.2	94.9	89.6	94.1	99.7	99.4	102.7	104.6
Average Rebounds	43.6	42.8	40.2	40.2	43.1	41.8	39.7	40.3	47.7	41.1	41.6	41.7	43.5	42.6	43.7
Average Assists	22.0	20.9	21.0	18.5	18.7	21.8	19.6	22.3	20.6	20.7	21.0	21.3	22.0	22.2	22.8
Average Steals	8.0	8.6	6.7	7.5	6.4	7.8	7.2	7.6	7.4	6.3	7.9	6.4	7.7	7.8	7.8
Average Turnovers	14.8	15.0	14.8	13.4	14.5	11.9	12.5	13.5	13.0	15.5	14.5	13.8	13.3	13.4	12.9
Average Blocks	4.8	4.2	3.8	3.8	4.2	3.9	4.1	3.6	4.4	4.8	5.4	6.4	6.2	4.2	5.5
Field Goal Percentage	.435	.420	.415	.440	.445	.466	.457	.464	.459	.451	.448	.459	.457	.448	.450
Free Throw Percentage	.768	.751	.766	.758	.740	.769	.807	.778	.765	.757	.776	.769	.751	.776	.750
Three Point Percentage	.376	.319	.315	.339	.362	.389	.364	.363	.360	.333	.363	.373	.370	.360	.350
Bench Scoring	22.5	23.5	30.7	30.3	27.8	24.4	22.7	29.5	30.2	30.4	34.9	34.7	31.9	37.4	37.1
Games decided by 3 pts. or less	7-7	9-5	6-11	7-5	9-7	8-4	8-1	6-3	8-6	4-9	7-5	7-10	4-10	5-5	6-6
Games Decided by 10+ pts.	19-12	18-17	2-30	14-28	14-21	37-15	23-17	5-24	16-17	7-19	10-24	10-21	19-12	10-23	17-22

### Year-By-Year Comparisons (contd.)

Year-By-Year	17-18	18-19	19-20	20-21	21-22	22-23
Record	48-34	33-49	30-42	31-41	36-46	42-40
Home Record	24-17	19-22	15-21	18-18	19-22	27-14
Away Record	24-17	14-27	15-21	13-23	17-24	15-26
vs. Eastern Conference	21-9	10-20	12-12	13-17	11-19	13-17
vs. Western Conference	27-25	23-29	18-30	18-24	25-27	29-23
Overtime	7-2	1-2	2-4	2-4	1-2	3-4
Average Points	111.7	115.4	115.8	114.6	109.3	114.4
Average Rebounds	44.3	55.4	46.5	47.4	45.2	43.7
Average Assists	26.8	27.0	26.8	26.0	25.0	25.9
Average Steals	8.0	7.4	7.5	7.6	8.3	8.3
Average Turnovers	14.9	14.8	16.4	14.6	14.1	14.0
Average Blocks	5.9	5.4	5.0	4.4	4.0	4.1
Field Goal Percentage	.483	.473	.465	.477	.457	.480
Free Throw Percentage	.772	.761	.729	.729	.789	.793
Three Point Percentage	.362	.344	.370	.348	.332	.364
Bench Scoring	27.9	33.3	38.5	32.5	33.6	31.8
Games decided by 3 pts. or less	7-3	4-6	2-6	2-11	4-3	4-6
Games Decided by 10+ pts.	16-14	17-31	18-15	13-21	15-20	25-20

### Franchise Record When...

Year-By-Year	02-03	03-04	04-05	05-06	06-07	07-08	08-09	09-10	10-11	11-12	12-13	13-14	14-15	15-16	16-17
Equal or outrebound opp.	38-18	23-15	12-26	26-14	26-25	36-12	34-12	23-10	28-14	15-21	21-31	22-25	32-17	21-13	19-7
Outrebound and outshoot opp.	26-5	18-0	6-5	17-3	13-7	28-1	25-3	13-2	21-2	14-6	14-4	19-4	27-2	13-2	15-0
Bench outscores opp. bench	20-16	15-16	12-34	25-24	20-18	29-6	20-8	13-23	30-17	8-21	20-28	16-29	24-15	23-26	22-18
Lead at halftime	31-9	26-12	10-8	27-12	26-8	42-7	34-9	20-9	30-14	13-18	15-23	22-18	32-11	19-16	23-13
Tied at halftime	1-0	1-0	2-3	5-1	4-5	2-0	4-0	3-0	4-2	2-1	2-4	2-4	2-4	1-1	1-1
Trail at halftime	15-26	14-29	6-53	6-31	9-30	12-19	11-24	14-36	12-20	16-26	12-38	10-26	11-22	10-35	10-34
Lead or tied after third	40-7	33-7	16-9	27-8	30-12	48-4	41-5	24-6	40-11	17-12	15-17	26-12	39-9	24-7	26-5
Trail after third	7-28	8-34	2-55	11-36	9-31	8-22	8-28	13-39	6-25	4-33	12-38	8-36	6-29	5-45	8-43
Shoot 50 percent or better	10-0	6-0	2-1	7-2	7-4	20-1	13-4	15-7	15-3	8-8	10-6	15-5	20-1	11-2	10-2
Shoot below 50 percent	37-35	35-41	16-63	31-42	32-39	36-25	36-29	22-38	31-33	13-37	17-48	19-43	25-36	19-30	23-45
Shoot equal or better than opp.	33-7	29-3	13-15	27-5	26-10	40-4	34-6	25-8	35-6	21-32	20-10	29-9	37-9	20-11	28-6
Outshot by opponent	14-28	12-38	5-49	11-39	13-33	16-22	15-27	12-37	11-30	0-36	7-44	5-39	7-28	9-41	6-42
Opp. shoots 50 percent or better	2-8	2-16	0-21	2-14	4-14	12-9	8-9	8-26	5-19	0-12	1-23	4-19	3-16	4-16	1-14
Opp. scores below 50 percent	45-27	39-25	18-43	36-30	35-29	44-17	41-24	29-19	41-17	21-33	27-31	30-29	42-21	26-36	33-34
Score 100 or more points	23-3	14-5	4-5	19-7	21-11	42-3	28-5	23-16	18-5	4-5	12-12	17-13	34-10	29-16	31-24
Score less than 100 points	24-32	27-36	14-59	19-37	18-32	14-23	21-28	14-29	28-31	17-40	15-43	7-35	11-18	1-36	3-23
Opp. scores 100 or more points	4-10	2-14	4-23	6-23	9-25	14-14	7-18	13-37	7-22	0-16	2-35	15-36	15-22	18-32	16-37
Opp. scores under 100 points	43-25	39-27	14-59	32-21	30-18	42-12	42-15	14-29	39-14	21-29	25-20	19-12	10-15	12-10	16-11
Grab 50 or more rebounds	11-6	11-3	2-1	3-2	10-1	7-1	3-1	5-3	4-1	4-3	1-3	7-3	8-4	5-7	11-3
Grab 40 or more rebounds	37-24	32-24	14-30	39-26	32-25	36-16	27-14	26-17	29-15	14-20	22-31	22-28	31-24	23-30	30-32
Grab less than 40 rebounds	10-12	9-17	4-34	9-28	7-18	20-10	22-19	11-28	17-21	7-25	5-23	12-20	11-9	6-19	3-16
Shoot more free throws than opp.	25-12	24-16	11-16	27-18	26-19	34-12	8-5	23-10	23-13	9-17	16-22	14-16	26-20	14-20	22-28
Shoot equal or fewer free throws	22-23	17-25	7-48	11-26	13-24	22-14	41-28	14-35	19-23	12-28	11-33	20-32	19-17	25-26	21-28
Commit more turnovers than opp.	22-23	18-24	8-34	14-22	19-24	13-17	13-17	16-16	12-15	9-11	11-33	7-23	25-16	11-26	7-22
Commit equal or fewer turnovers	25-12	23-17	10-30	24-22	20-19	43-9	36-16	21-29	34-21	12-14	16-22	27-25	20-11	19-26	27-26

# RECORDS

## MISCELLANEOUS RECORDS

### Franchise Record When... (contd.)

Year-By-Year	17-18	18-19	19-20	20-21	21-22	22-23
Equal or outrebound opp.	35-10	28-31	26-18	28-31	30-25	35-6
Outrebound and outshoot opp.	29-5	26-15	21-3	24-9	18-1	29-5
Bench outscorers opp. bench	13-11	9-18	19-15	12-19	18-21	14-18
Lead at halftime	33-14	20-13	20-6	19-11	24-8	31-13
Tied at halftime	2-1	2-2	2-1	3-1	1-1	2-1
Trail at halftime	13-19	11-34	8-35	8-30	11-37	9-26
Lead or tied after third	39-8	28-7	25-11	25-11	30-7	35-8
Trail after third	9-26	5-42	5-31	5-31	6-39	7-32
Shoot 50 percent or better	30-7	19-3	11-7	18-8	16-5	23-6
Shoot below 50 percent	18-27	14-42	19-30	11-34	20-41	19-33
Shoot equal or better than opp.	46-8	25-14	25-12	26-15	24-7	36-12
Outshot by opponent	2-20	8-35	5-30	4-27	11-39	6-28
Opp. shoots 50 percent or better	2-11	3-12	3-17	3-19	6-26	9-15
Opp. shoots below 50 percent	46-23	27-37	23-22	26-23	30-20	33-24
Score 100 or more points	45-22	33-41	30-39	28-26	34-32	42-33
Score less than 100 points	3-12	0-8	0-3	1-6	2-14	0-7
Opp. scores 100 or more points	36-32	28-47	26-42	24-42	20-44	33-39
Opp. scores under 100 points	12-2	5-2	4-0	6-0	16-2	9-1
Grab 50 or more rebounds	15-4	16-12	14-7	18-12	13-7	13-5
Grab 40 or more rebounds	43-19	33-45	29-36	29-30	29-37	35-25
Grab less than 40 rebounds	4-13	0-4	1-6	0-9	7-9	7-15
Shoot more free throws than opp.	27-16	18-15	13-15	26-24	22-22	26-14
Shoot equal or fewer free throws	21-17	15-34	17-27	5-17	14-24	16-26
Commit more turnovers than opp.	23-22	18-31	21-24	15-25	13-23	20-19
Commit equal or fewer turnovers	25-12	15-18	9-18	15-17	23-23	21-21

### Franchise Record by Month

	OCT.	NOV.	DEC.	JAN.	FEB.	MAR.	APR.
2002-03	1-0	10-5	7-10	6-8	9-4	8-6	6-2
2003-04	2-0	9-6	9-6	6-9	6-6	5-11	4-3
2004-05	-	1-12	1-14	6-10	3-9	5-9	2-10
2005-06	-	7-7	5-10	10-5	9-4	3-11	4-7
2006-07	-	8-7	4-11	7-8	9-4	5-10	6-3
2007-08	1-0	10-6	9-5	12-2	7-5	11-4	6-4
2008-09	2-0	7-6	10-3	9-7	7-6	11-5	3-6
2009-10	1-1	6-9	7-6	12-5	5-8	4-12	2-4
2010-11	3-0	9-5	7-9	12-4	4-8	8-6	3-4
2011-12	-	-	2-1	2-16	4-10	5-12	8-6
2012-13	0-1	4-9	3-13	8-8	5-8	6-9	1-7
2013-14	0-1	7-7	7-7	5-11	4-9	9-7	2-6
2014-15	1-0	6-8	9-8	9-6	6-5	8-7	6-3
2015-16	0-3	4-10	6-9	8-6	5-7	5-12	2-5
2016-17	0-3	7-3	7-9	5-9	4-7	10-6	1-5
2017-18	3-4	8-6	7-8	9-5	8-3	8-6	5-1
2018-19	4-3	7-9	6-9	6-8	4-7	5-10	1-3
2019-20	1-4	5-9	5-10	9-6	6-4	2-3	-
2020-21	-	-	3-2	4-9	7-8	7-6	7-10
2021-22	1-6	5-11	7-5	5-10	7-4	8-7	3-3
2022-23	4-2	9-6	10-5	3-13	4-6	9-6	3-2
<b>Totals</b>	<b>24-28</b>	<b>129-147</b>	<b>131-160</b>	<b>147-165</b>	<b>123-132</b>	<b>142-147</b>	<b>75-94</b>

\*July/August 2020: 2-6

\*May 2021: 2-7

### Franchise Record by Day of The Week

	SUN	MON	TUE	WED	THU	FRI	SAT
2002-03	4-5	4-5	4-5	14-6	1-1	15-5	5-8
2003-04	1-3	1-8	4-8	16-3	2-4	8-7	9-8
2004-05	0-10	2-10	2-7	4-18	0-0	6-10	4-9
2005-06	3-4	5-8	2-7	12-10	0-2	7-7	9-6
2006-07	2-2	4-3	7-10	10-6	1-3	8-10	7-9
2007-08	6-2	5-6	5-1	17-7	0-0	13-7	10-3
2008-09	7-1	5-6	6-1	12-11	3-1	9-10	7-5
2009-10	3-7	7-7	2-3	12-11	1-1	7-10	5-6
2010-11	5-8	3-10	2-2	15-8	1-0	13-4	7-4
2011-12	1-4	4-10	1-2	6-11	2-5	4-6	3-7
2012-13	5-5	6-2	1-9	6-19	0-0	5-14	3-6
2013-14	4-4	6-7	2-6	7-14	0-0	11-8	4-9
2014-15	6-4	5-8	10-2	7-8	1-2	11-7	4-6
2015-16	5-2	3-8	2-8	6-11	4-5	6-8	4-10
2016-17	4-7	6-5	5-7	7-9	3-3	7-9	2-8
2017-18	7-3	6-4	5-4	12-6	2-2	8-9	8-6
2018-19	3-5	8-7	2-4	7-13	1-3	6-9	6-8
2019-20	4-6	4-5	2-7	3-4	5-5	6-8	3-7
2020-21	7-4	4-4	4-5	4-9	3-6	5-10	3-4
2021-22	5-7	4-7	6-6	4-8	6-2	10-6	1-10
2022-23	6-4	6-6	4-6	11-5	3-4	8-8	4-7
<b>Totals</b>	<b>91-97</b>	<b>97-136</b>	<b>76-110</b>	<b>192-195</b>	<b>39-49</b>	<b>173-172</b>	<b>108-146</b>



# RECORDS

## MISCELLANEOUS RECORDS

### Franchise Record by Division/Conference

	Atlantic	Central	SE	East	Midwest	Pacific	NW	SW	West
2002-03	15-11	17-11	-	32-22	7-7	8-6	-	-	15-13
2003-04	16-10	14-14	-	30-24	4-10	7-7	-	-	11-17
2004-05	2-8	3-7	3-7	8-22	-	4-14	4-14	2-14	10-42
2005-06	5-5	2-8	6-4	13-17	-	8-10	10-8	7-9	25-27
2006-07	5-5	5-5	6-4	16-14	-	8-10	9-9	6-10	23-29
2007-08	8-2	7-3	7-3	22-8	-	13-5	11-7	10-6	34-18
2008-09	6-4	7-3	6-4	19-11	-	11-7	10-8	9-7	30-22
2009-10	2-8	4-6	5-5	11-19	-	11-7	8-10	7-9	26-26
2010-11	4-6	6-4	9-1	19-11	-	9-9	9-9	9-7	27-25
2011-12	3-2	2-5	2-4	7-11	-	5-12	6-11	3-11	14-34
2012-13	3-7	5-5	4-6	12-18	-	5-13	5-13	5-11	15-37
2013-14	6-4	8-2	5-5	19-11	-	4-14	7-11	4-12	15-37
2014-15	6-4	5-5	5-5	16-14	-	11-7	10-8	8-8	29-23
2015-16	4-6	4-6	2-8	10-20	-	8-10	8-10	4-12	20-32
2016-17	5-5	4-6	5-5	14-16	-	7-11	7-11	6-10	20-32
2017-18	6-4	9-1	6-4	21-9	-	12-6	6-12	9-7	27-25
2018-19	3-7	5-5	2-8	10-20	-	8-10	7-11	8-8	23-29
2019-20	2-6	7-3	3-3	12-12	-	5-12	9-9	4-9	18-30
2020-21	5-5	5-5	3-7	13-17	-	7-8	5-10	6-6	18-24
2021-22	2-8	6-4	3-7	11-19	-	10-8	9-9	6-10	25-27
2022-23	4-6	5-5	4-6	13-17	-	9-9	9-9	11-5	29-23
<b>Totals</b>	<b>112-123</b>	<b>129-113</b>	<b>86-96</b>	<b>326-3</b>	<b>11-17</b>	<b>170-195</b>	<b>149-189</b>	<b>124-171</b>	<b>466-584</b>

SE-Southeast  
 NW - Northwest  
 SW - Southwest

### Games Played

2022-23	Murphy III/ Valanciunas	79
2021-22	Herbert Jones	78
2020-21	Eric Bledsoe	75
2019-20	Josh Hart	61
2018-19	Julius Randle	73
2017-18	Miller/Moore	82
2016-17	Solomon Hill	80
2015-16	Dante Cunningham	80
2014-15	Tyreke Evans	79
2013-14	Al-Farouq Aminu	80
2012-13	Robin Lopez	82
2011-12	Aminu/Belinelli/Vasquez	66
2010-11	Belinelli/Paul	80
2009-10	Emeka Okafor	82
2008-09	Rasual Butler	82
2007-08	Pargo/Paul	80
2006-07	Jannero Pargo	82
2005-06	Rasual Butler	79
2004-05	PJ Brown	82
2003-04	Jamaal Magloire	82
2002-03	Magloire/Mashburn	82

### Total Points

2022-23	CJ McCollum	1,568
2021-22	Zonas Valanciunas	1,314
2020-21	Zion Williamson	1,647
2019-20	Brandon Ingram	1,477
2018-19	Julius Randle	1,565
2017-18	Anthony Davis	2,101
2016-17	Anthony Davis	2,099
2015-16	Anthony Davis	1,481
2014-15	Anthony Davis	1,656
2013-14	Anthony Davis	1,394
2012-13	Ryan Anderson	1,309
2011-12	Marco Belinelli	780
2010-11	David West	1,322
2009-10	David West	1,541
2008-09	Chris Paul	1,781
2007-08	Chris Paul	1,684
2006-07	Chris Paul	1,104
2005-06	David West	1,262
2004-05	Lee Nailon	963
2003-04	Baron Davis	1,532
2002-03	Jamal Mashburn	1,772

### Scoring Average (min. 30 games played)

2022-23	Brandon Ingram	24.7
2021-22	Brandon Ingram	22.7
2020-21	Zion Williamson	27.0
2019-20	Brandon Ingram	23.8
2018-19	Anthony Davis	25.9
2017-18	Anthony Davis	28.1
2016-17	Anthony Davis	28.0
2015-16	Anthony Davis	24.3
2014-15	Anthony Davis	24.4
2013-14	Anthony Davis	20.8
2012-13	Eric Gordon	17.0
2011-12	Jarrett Jack	15.6
2010-11	David West	18.9
2009-10	David West	19.0
2008-09	Chris Paul	22.8
2007-08	Chris Paul	21.1
2006-07	David West	18.3
2005-06	David West	17.1
2004-05	Lee Nailon	14.2
2003-04	Baron Davis	22.9
2002-03	Jamal Mashburn	21.6

### Minutes Played

2022-23	CJ McCollum	2,649
2021-22	Herbert Jones	2,335
2020-21	Eric Bledsoe	2,111
2019-20	Jrue Holiday	2,117
2018-19	Jrue Holiday	2,402
2017-18	Anthony Davis	2,727
2016-17	Anthony Davis	2,708
2015-16	Anthony Davis	2,164
2014-15	Tyreke Evans	2,690
2013-14	Anthony Davis	2,358
2012-13	Greivis Vasquez	2,685
2011-12	Marco Belinelli	1,966
2010-11	Chris Paul	2,880
2009-10	David West	2,949
2008-09	Chris Paul	3,002
2007-08	Chris Paul	3,006
2006-07	Desmond Mason	2,575
2005-06	Chris Paul	2,808
2004-05	PJ Brown	2,817
2003-04	Jamaal Magloire	2,777
2002-03	Jamal Mashburn	3,321

### Field Goals Made

2022-23	CJ McCollum	587
2021-22	Zonas Valanciunas	510
2020-21	Zion Williamson	634
2019-20	Brandon Ingram	507
2018-19	Julius Randle	571
2017-18	Anthony Davis	780
2016-17	Anthony Davis	770
2015-16	Anthony Davis	560
2014-15	Anthony Davis	642
2013-14	Anthony Davis	522
2012-13	Ryan Anderson	472
2011-12	Marco Belinelli	286
2010-11	David West	528
2009-10	David West	619
2008-09	Chris Paul	631
2007-08	Chris Paul	630
2006-07	Desmond Mason	407
2005-06	David West	530
2004-05	Lee Nailon	415
2003-04	Baron Davis	554
2002-03	Jamal Mashburn	670

### Field Goals Attempted

2022-23	CJ McCollum	1,344
2021-22	Brandon Ingram	983
2020-21	Brandon Ingram	1,101
2019-20	Brandon Ingram	1,096
2018-19	Jrue Holiday	1,159
2017-18	Anthony Davis	1,462
2016-17	Anthony Davis	1,526
2015-16	Anthony Davis	1,136
2014-15	Anthony Davis	1,199
2013-14	Anthony Davis	1,005
2012-13	Ryan Anderson	1,115
2011-12	Marco Belinelli	686
2010-11	David West	1,040
2009-10	David West	1,226
2008-09	David West	1,292
2007-08	David West	1,305
2006-07	Desmond Mason	900
2005-06	David West	1,036
2004-05	Lee Nailon	869
2003-04	Baron Davis	1,402
2002-03	Jamal Mashburn	1,586

# RECORDS

## MISCELLANEOUS RECORDS

### Year-by-Year NBA Statistical Rankings

YEAR	PTS	DEF	FG%	FT%	REB	AST	STL	TO	BS
2002-03	19	5	23	11	8	11	13	116	18
2003-04	17	11	27	17	9	14	9	17	24
2004-05	30	10	30	13	25	17	25	21	27
2005-06	25	12	26	10	22	26	7	4	24
2006-07	25	10	26	21	6	27	29	8	21
2007-08	9	5	8	11	16	13	8	3	28
2008-09	26	5	16	4	26	28	16	27	26
2009-10	17	21	13	7	25	8	9	9	30
2010-11	27	5	18	15	T24	T21	9	3	20
2011-12	29	8	13	15	24	16	21	27	21
2012-13	25	14	15	8	17	23	30	12	11
2013-14	18	T16	12	11	22	19	12	6	1
2014-15	16	19	10	17	16	11	25	6	1
2015-16	13	26	19	13	22	17	16	8	23
2016-17	T18	9	20	22	13	12	16	5	5
2017-18	3	13	2	15	10	3	8	22	3
2018-19	3	23	6	18	5	3	18	24	7
2019-20	5	21	13	29	16	3	19	29	T13
2020-21	9	24	7	29	3	10	15	22	24
2021-22	21	13	23	10	11	13	7	117	26
2022-23	15	8	11	10	12	11	2	21	23

2002-2004 (29 teams in NBA), 2004-present (30 teams)

### Field Goal Percentage (Minimum 250 FGA)

2022-23	Larry Nance Jr.	(186-305)	.610
2021-22	Jaxson Hayes	(245-398)	.616
2020-21	Jaxson Hayes	(175-280)	.625
2019-20	Jaxson Hayes	(174-259)	.672
2018-19	Cheick Diallo	(168-271)	.620
2017-18	Anthony Davis	(780-1,462)	.534
2016-17	Anthony Davis	(770-1,526)	.505
2015-16	Alonzo Gee	(132-255)	.518
2014-15	Alexis Ajinca	(181-329)	.550
2013-14	Anthony Davis	(522-1005)	.519
2012-13	Robin Lopez	(384-719)	.534
2011-12	Gustavo Ayon	(140-261)	.536
2010-11	Emeka Okafor	(300-524)	.573
2009-10	Emeka Okafor	(348-656)	.530
2008-09	Tyson Chandler	(160-283)	.565
2007-08	Tyson Chandler	(377-605)	.623
2006-07	Tyson Chandler	(292-468)	.624
2005-06	David West	(530-1036)	.512
2004-05	Chris Andersen	(191-358)	.534
2003-04	Robert Traylor	(145-287)	.505
2002-03	PJ Brown	(319-601)	.531

### Free Throws Made

2022-23	Brandon Ingram	240
2021-22	Brandon Ingram	266
2020-21	Zion Williamson	369
2019-20	Brandon Ingram	313
2018-19	Julius Randle	356
2017-18	Anthony Davis	495
2016-17	Anthony Davis	519
2015-16	Anthony Davis	326
2014-15	Anthony Davis	371
2013-14	Anthony Davis	348
2012-13	Eric Gordon	187
2011-12	Carl Landry	147
2010-11	Chris Paul	337
2009-10	David West	296
2008-09	Chris Paul	455
2007-08	Chris Paul	332
2006-07	Chris Paul	292
2005-06	Chris Paul	394
2004-05	PJ Brown	210
2003-04	Jamaal Magloire	353
2002-03	Jamal Mashburn	313

### Free Throws Attempted

2022-23	Brandon Ingram	272
2021-22	Brandon Ingram	322
2020-21	Zion Williamson	529
2019-20	Brandon Ingram	368
2018-19	Julius Randle	487
2017-18	Anthony Davis	598
2016-17	Anthony Davis	647
2015-16	Anthony Davis	430
2014-15	Anthony Davis	461
2013-14	Anthony Davis	440
2012-13	Anthony Davis	225
2011-12	Carl Landry	184
2010-11	Chris Paul	384
2009-10	David West	342
2008-09	Chris Paul	524
2007-08	Chris Paul	390
2006-07	Chris Paul	357
2005-06	Chris Paul	465
2004-05	PJ Brown	243
2003-04	Jamaal Magloire	470
2002-03	Jamal Mashburn	369



# RECORDS

## MISCELLANEOUS RECORDS

### CAREER LEADERS

#### Seasons -Double Check

1. David West	8
2. Anthony Davis	7
Jrue Holiday	7
3. Chris Paul	6
4. Eric Gordon	5
Peja Stojakovic	5

#### Games Played

1. David West	530
2. Anthony Davis	466
3. Chris Paul	425
4. Jrue Holiday	415
5. PJ Brown	315

#### Games Started

1. David West	438
2. Anthony Davis	461
3. Chris Paul	425
4. Jrue Holiday	364
5. PJ Brown	309

#### Minutes Played

1. David West	17,160
2. Anthony Davis	16,108
3. Chris Paul	15,761
4. Jrue Holiday	13,913
5. PJ Brown	10,559

#### Total Points

1. Anthony Davis	11,059
2. David West	8,690
3. Chris Paul	7,936
4. Jrue Holiday	7,321
5. BRANDON INGRAM	5,285

#### Average Points

(min. 82 games)	
1. ZION WILLIAMSON	25.8
2. Anthony Davis	23.7
3. BRANDON INGRAM	23.7
4. CJ MCCOLLUM	21.8
5. Jamal Mashburn	21.5

#### Field Goals Made

1. Anthony Davis	4,153
2. David West	3,476
3. Jrue Holiday	2,876
4. Chris Paul	2,793
5. BRANDON INGRAM	1,877

#### Field Goals Attempted

1. Anthony Davis	8,030
2. David West	7,091
3. Jrue Holiday	6,225
4. Chris Paul	5,929
5. BRANDON INGRAM	4,015

#### Field Goal Percentage

(min. 1000 FGA)	
1. Jaxson Hayes	.622
2. Tyson Chandler	.611
3. ZION WILLIAMSON	.605
4. JONAS VALANCIUNAS	.545
5. Emeka Okafor	.544

#### 3-Point Field Goals Made

1. Jrue Holiday	628
2. Peja Stojakovic	553
3. Ryan Anderson	533
4. BRANDON INGRAM	431
5. Eric Gordon	421

#### 3-Point Field Goal Attempted

1. Jrue Holiday	1,817
2. Ryan Anderson	1,438
3. Peja Stojakovic	1,369
4. BRANDON INGRAM	1,149
5. Rasual Butler	1,097

#### 3-Point Field Goal Percentage

(min. 200 3PA)	
1. Luke Babbitt	.436
2. JJ Redick	.430
3. Quincy Pondexter	.416
4. Peja Stojakovic	.404
E'Twaun Moore	.404

#### Free Throws Made

1. Anthony Davis	2,572
2. Chris Paul	1,971
3. David West	1,704
4. BRANDON INGRAM	1,100
5. Jrue Holiday	941

#### Free Throws Attempted

1. Anthony Davis	3,234
2. Chris Paul	2,310
3. David West	2,050
4. BRANDON INGRAM	1,282
5. Jrue Holiday	1,214

#### Free Throw Percentage

(min. 125 FTA)	
1. JJ Redick	.905
2. TREY MURPHY III	.900
3. Peja Stojakovic	.899
4. Ryan Anderson	.868
5. Jarrett Jack	.858

#### Offensive Rebounds

1. Anthony Davis	1,208
2. David West	1,110
3. PJ Brown	928
4. Tyson Chandler	805
5. Jamaal Magloire	607

#### Defensive Rebounds

1. Anthony Davis	3,698
2. David West	2,743
3. PJ Brown	1,747
4. Chris Paul	1,647
5. Tyson Chandler	1,420

#### Total Rebounds

1. Anthony Davis	4,906
2. David West	3,853
3. PJ Brown	2,675
4. Tyson Chandler	2,225
5. Chris Paul	1,951

#### Average Rebounds

(min. 82 games)	
1. Tyson Chandler	11.3
2. JONAS VALANCIUNAS	10.8
3. Anthony Davis	10.5
4. Jamaal Magloire	9.5
5. Emeka Okafor/PJ Brown	8.5

#### Assists

1. Chris Paul	4,228
2. Jrue Holiday	2,833
3. Tyreke Evans	1,139
4. BRANDON INGRAM	1,124
5. Greivis Vasquez	1,063

#### Average Assists

(min. 82 games)	
1. Chris Paul	9.9
2. Greivis Vasquez	7.4
3. Baron Davis	7.0
4. Jrue Holiday	6.8
5. Lonzo Ball	6.4

#### Steals

1. Chris Paul	1,010
2. Anthony Davis	639
3. Jrue Holiday	638
4. David West	396
5. Baron Davis	280

#### Turnovers

1. Jrue Holiday	1,164
2. Chris Paul	1,065
3. David West	931
4. Anthony Davis	869
5. BRANDON INGRAM	642

#### Blocked Shots

1. Anthony Davis	1,121
2. David West	435
3. Emeka Okafor	305
4. Tyson Chandler	269
5. Jrue Holiday	267

# RECORDS

## MISCELLANEOUS RECORDS

### Single Game

Most Points Scored By New Orleans In A Loss	140	at GSW (147)	16-Jan-19
Fewest Points Scored By New Orleans In A Victory	75	at SAC (71)	21-Nov-10
		at CHA (67)	16-Apr-12
Widest Margin In A New Orleans Victory	48	vs. MIN (139-91)	14-Nov-14
Widest Margin In A New Orleans Loss	46	at DAL (130-84)	7-Dec-19
Most Free Throws Missed	16	vs. MIA (16-32)	21-Nov-06
		vs. OKC (29-45)	2-Dec-14
		vs. ORL (15-31)	28-Oct-14
Most Players Scoring In Double Figures	9	vs. PHX	16-Mar-19
Fewest Players Scoring In Double Figures	1	Done five times; most recently: at OKC	27-Feb-13
Most Players Scoring 20 Or More Points	4	Done 23 times; most recently: vs. MEM	5-Apr-23

### Single Season

Longest Winning Streak	10		9-Jan-11 thru 26-Jan-11 10-Feb-18 thru 7-Mar-18
Longest Home Winning Streak	11		30-Oct-02 thru 6-Dec-02 27-Feb-08 thru 6-Apr-08
Longest Road Winning Streak	8		19-Dec-07 thru 26-Jan-08
Longest Losing Streak	13		23-Nov-19 thru 17-Dec-19
Longest Home Losing Streak	10		16-Mar-05 thru 20-Apr-05
Longest Road Losing Streak	15		23-Nov-04 thru 7-Jan-05
Most Consecutive 100-point games	49		9-Dec-19 thru 13-Aug-20
Most 30+ Point Games	36	Anthony Davis	2016-17
Most 20+ Point Games	59	Anthony Davis Anthony Davis	2016-17 2017-18
Most 10+ Point Games	79	Jamal Mashburn	2002-03
Most 10+ Point And 10+ Rebound Games	50	Anthony Davis Jonas Valanciūnas	2017-18 2021-22
Most Consecutive 30+ Point Games	5	Anthony Davis	7-Jan-19 thru 16-Jan-19
Most Consecutive 20+ Point Games	25	Zion Williamson	6-Feb-21 thru 6-Apr-21
Most Consecutive 10+ Point Games	61	Brandon Ingram Zion Williamson	23-Dec-20 thru 4-May-21 23-Dec-20 thru 4-May-21
Most Times Led Or Shared Scoring Lead	61	Anthony Davis	2016-17

### Career

Most Consecutive Games Played	175	Jamaal Magloire	30-Oct-02 thru 26-Nov-04
Most Consecutive Games Started	429	David West	1-Nov-05 thru 24-Mar-11
Most Consecutive 10+ Point Games	128	Brandon Ingram	4-Nov-19 thru 20-Nov-21



# RECORDS

## PLAYOFF RECORDS

### 2003 NBA Playoffs • First Round (2-4)

No.	Date	H/A	W/L	Opp	NOH/Opp	NOH Hi Scorer	NOH Hi Reb	Opp Hi Scorer	Opp Hi Reb	Attend
1	4/20	A	L	PHI	90-98	Mashburn 28	Brown 8	Iverson 55	Van Horn 10	19,711
2	4/23	A	L	PHI	85-90	Wesley 24	Magloire 7	Iverson 29	K. Thomas 16	20,229
3	4/26	H	W	PHI	99-85	Davis 28	Brown 12	Iverson 28	Van Horn 9	17,320
4	4/28	H	L	PHI	87-96	Davis 34	Brown 9	Iverson 22	K. Thomas 8	16,243
5	4/30	A	W	PHI	93-91	Mashburn 21	Magloire 12	Iverson 30	Thomas 14	19,403
6	5/2	H	L	PHI	103-107	Mashburn 36	Three with 8	Iverson 45	Van Horn 18	18,570

### 2004 NBA Playoffs • First Round (3-4)

No.	Date	H/A	W/L	Opp	NOH/Opp	NOH Hi Scorer	NOH Hi Reb	Opp Hi Scorer	Opp Hi Reb	Attend
1	4/18	A	L	MIA	79-81	Davis 17	Brown, Magloire 11	Wade 21	Odom 11	20,102
2	4/21	A	L	MIA	63-93	Davis 13	Magloire 10	E. Jones 19	Grant 11	20,189
3	4/24	H	W	MIA	77-71	Davis 21	Brown, Lynch 11	C. Butler 24	C. Butler 15	14,251
4	4/27	H	W	MIA	96-85	Davis 23	Brown, West 7	Odom 25	Grant 9	16,009
5	4/30	A	L	MIA	83-87	Davis 33	E. Jones 13	E. Jones 25	C. Butler 11	20,147
6	5/2	H	W	MIA	89-83	Brown,Lyn 16	Brown, Mag 9	Wade 27	Odom 11	17,297
7	5/4	A	L	MIA	77-85	Smith 25	Magloire 10	Butler 23	Three with 9	20,286

### 2008 NBA Playoffs • First Round (4-1)

No.	Date	H/A	W/L	Opp	NOH/Opp	NOH Hi Scorer	NOH Hi Reb	Opp Hi Scorer	Opp Hi Reb	Attend
1	4/19	H	W	DAL	104-92	Paul 35	Chandler 15	Nowitzki 31	Nowitzki 10	17,446
2	4/21	H	W	DAL	127-103	Paul 32	Chandler 11	Nowitzki 27	Bass 8	17,885
3	4/24	A	L	DAL	87-97	Pargo 30	Chandler 11	Nowitzki 21	Nowitzki 19	20,839
4	4/27	A	W	DAL	97-84	West 24	West 9	Nowitzki 22	Nowitzki 13	20,644
5	4/30	H	W	DAL	99-94	West 25	Chandler 14	Nowitzki22	Nowitzki 13	18,620

### 2008 NBA Playoffs • Second Round (3-4)

No.	Date	H/A	W/L	Opp	NOH/Opp	NOH Hi Scorer	NOH Hi Reb	Opp Hi Scorer	Opp Hi Reb	Attend
1	5/3	H	W	SAS	104-82	West 30	Chandler 15	Parker 23	Ginobili/Oberto 6	18,040
2	5/5	H	W	SAS	102-84	Paul 30	Chandler 11	Duncan 18	Duncan 8	17,927
3	5/8	A	L	SAS	99-110	Paul 35	West 12	Parker/Ginobili 31	Duncan 13	18,797
4	5/11	A	L	SAS	80-100	Paul 23	Paul/Armstrong 6	Duncan 22	Duncan 15	18,797
5	5/13	H	W	SAS	101-79	West 38	West 14	Ginobili 20	Duncan 23	18,246
6	5/15	A	L	SAS	80-99	Paul 21	Five with 6	Ginobili 25	Duncan 15	18,797
7	5/19	H	L	SAS	82-91	West 20	Chandler 15	Ginobili 26	Duncan 14	18,235

### 2009 NBA Playoffs • First Round (1-4)

No.	Date	H/A	W/L	Opp	NOH/Opp	NOH Hi Scorer	NOH Hi Reb	Opp Hi Scorer	Opp Hi Reb	Attend
1	4/19	A	L	DEN	84-113	Paul 21	West 6	Billups 36	Hilario 14	19,536
2	4/22	A	L	DEN	93-108	West 21	Chandler 11	Billups 31	Hilario 8	19,623
3	4/25	H	W	DEN	95-93	Paul 32	West 9	Anthony 25	Martin 10	17,489
4	4/27	H	L	DEN	63-121	West 14	Posey 7	Anthony 26	Andersen 8	17,236
5	4/29	A	L	DEN	85-107	West 24	West 9	Anthony 34	Hilario/Martin/Anderson 7	19,623

### 2011 NBA Playoffs • First Round (2-4)

No.	Date	H/A	W/L	Opp	NOH/Opp	NOH Hi Scorer	NOH Hi Reb	Opp Hi Scorer	Opp Hi Reb	Attend
1	4/17	A	W	LAL	109-100	Paul 33	Ariza/Paul 7	Bryant 34	World Peace 11	18,997
2	4/20	A	L	LAL	78-87	Ariza 22	Gray 8	Bynum 17	Bynum 11	18,997
3	4/22	H	L	LAL	86-100	Landry 23	Ariza 12	Bryant 30	Bynum 11	18,340
4	4/24	H	W	LAL	93-88	Paul 27	Paul 13	Bryant 17	Bynum 9	18,083
5	4/26	A	L	LAL	90-106	Ariza 22	Gray 6	Bryant 19	Bynum 10	18,997
6	4/28	H	L	LAL	80-98	Landry 19	Paul 8	Bryant 24	Bynum 12	17,949

### 2015 NBA Playoffs • First Round (0-4)

No.	Date	H/A	W/L	Opp	NOP/Opp	NOP Hi Scorer	NOP Hi Reb	Opp Hi Scorer	Opp Hi Reb	Attend
1	4/18	A	L	GSW	99-106	Davis 35	Asik/Pondexter 9	Curry 34	Bogut 14	19,596
2	4/20	A	L	GSW	87-97	Davis 26	Asik 13	Thompson 26	Bogut 14	19,596
3	4/23	H	L	GSW	119-123*	Davis 29	Davis 15	Curry 40	Green 17	18,444
4	4/25	H	L	GSW	98-109	Davis 36	Davis 11	Curry 39	Green 10	18,443

\* overtime

### 2018 NBA Playoffs • First Round (4-0)

No.	Date	H/A	W/L	Opp	NOP/Opp	NOP Hi Scorer	NOP Hi Reb	Opp Hi Scorer	Opp Hi Reb	Attend
1	4/14	A	W	POR	97-95	Davis 35	Davis 14	McCollum 19	Nurkic 11	19,882
2	4/17	A	W	POR	111-102	Holiday 33	Davis 12	McCollum 22	Aminu 15	20,066
3	4/19	H	W	POR	119-102	Mirotic 30	Davis 11	McCollum 22	Aminu/Davis 8	18,551
4	4/21	H	W	POR	131-123	Davis 47	Mirotic 11	McCollum 38	Nurkic 11	18,544

# RECORDS

## PLAYOFF RECORDS

### 2018 NBA Playoffs • Second Round (1-4)

No.	Date	H/A	W/L	Opp	NOP/Opp	NOP Hi Scorer	NOP Hi Reb	Opp Hi Scorer	Opp Hi Reb	Attend
1	4/28	A	L	GSW	101-123	Davis 21	Davis 10	Thompson 27	Green 15	19,596
2	5/1	A	L	GSW	116-121	Davis 25	Davis 15	Durant 29	Green 12	19,596
3	5/4	H	W	GSW	119-100	Davis 33	Davis 18	Thompson 26	Green 12	18,551
4	5/6	H	L	GSW	118-92	Davis 26	Davis 12	Durant 38	Durant/Green 9	18,513
5	5/8	A	L	GSW	104-113	Davis 34	Davis 19	Curry 22	Green 14	19,596

### 2022 NBA Playoffs • First Round (2-4)

No.	Date	H/A	W/L	Opp	NOP/Opp	NOP Hi Scorer	NOP Hi Reb	Opp Hi Scorer	Opp Hi Reb	Attend
1	4/17	A	L	PHX	99-110	McCollum 25	Valanciunas 25	Paul 30	Ayton 9	17,071
2	4/19	A	W	PHX	125-114	Ingram 37	Valanciunas 13	Booker 31	Ayton 9	17,071
3	4/22	H	L	PHX	111-114	Ingram 34	Valanciunas 11	Ayton/Paul 28	Ayton 17	18,962
4	4/24	H	W	PHX	118-103	Ingram 30	Valanciunas 15	Ayton 23	Ayton 8	18,962
5	4/26	A	L	PHX	97-112	Ingram 22	Valanciunas 14	Bridges 31	Ayton/Johnson 9	17,071
6	4/28	H	L	PHX	109-115	Ingram 21	Nance/Valanciunas 8	Paul 33	Ayton 7	18,710

### 2003 First Round vs. Philadelphia 76ers

Player	G	GS	MIN	FG	FGA	PCT	3PM	3PA	PCT	FT	FTA	PCT	OFF	DEF	TOT	AST	PF	DQ	STL	TO	BLK	PTS	AVG
Mashburn	4	4	162	34	79	.430	6	15	.400	25	35	.714	0	14	14	21	4	0	4	10	1	99	24.8
Davis	5	5	194	37	83	.446	12	35	.343	16	22	.727	4	14	18	42	20	0	7	15	2	102	20.4
Wesley	6	6	185	29	72	.403	14	34	.412	7	7	1.00	1	6	7	13	23	1	5	15	1	79	13.2
Magloire	6	6	188	22	49	.449	0	0	---	25	33	.758	17	33	50	2	15	0	4	9	6	69	11.5
Brown	6	6	193	21	44	.477	0	0	---	19	25	.760	20	26	46	6	22	0	7	5	3	61	10.2
Lynch	6	3	163	18	42	.429	5	18	.278	1	4	.250	10	27	37	10	14	0	6	8	5	42	7.0
Moiso	4	0	60	10	16	.625	0	0	---	3	4	.750	8	8	16	5	9	0	0	4	7	23	5.8
Augmon	4	0	69	5	15	.333	0	0	---	7	8	.875	1	9	10	3	8	0	3	3	0	17	4.3
Pack	4	0	42	6	13	.462	0	0	---	3	3	1.00	0	1	1	4	9	0	0	1	0	15	3.8
Alexander	5	0	39	7	16	.438	1	1	1.00	3	4	.750	2	4	1	6	6	0	2	1	0	18	3.6
Traylor	6	0	94	10	22	.455	0	0	---	1	4	.250	11	19	30	4	17	0	3	6	5	21	3.5
Anderson	5	0	51	4	12	.333	0	0	---	3	3	1.00	0	2	2	9	6	0	3	4	0	11	2.2
<b>NOH</b>	<b>6</b>	<b>--</b>	<b>1440</b>	<b>203</b>	<b>463</b>	<b>.438</b>	<b>38</b>	<b>103</b>	<b>.369</b>	<b>113</b>	<b>152</b>	<b>.743</b>	<b>74</b>	<b>161</b>	<b>235</b>	<b>120</b>	<b>153</b>	<b>1</b>	<b>44</b>	<b>88</b>	<b>30</b>	<b>557</b>	<b>92.8</b>
<b>PHI</b>	<b>6</b>	<b>--</b>	<b>1440</b>	<b>201</b>	<b>454</b>	<b>.443</b>	<b>26</b>	<b>74</b>	<b>.351</b>	<b>139</b>	<b>170</b>	<b>.818</b>	<b>74</b>	<b>161</b>	<b>235</b>	<b>118</b>	<b>137</b>	<b>1</b>	<b>47</b>	<b>86</b>	<b>14</b>	<b>567</b>	<b>94.5</b>

### 2004 First Round vs. Miami Heat

Player	G	GS	MIN	FG	FGA	PCT	3PM	3PA	PCT	FT	FTA	PCT	OFF	DEF	TOT	AST	PF	DQ	STL	TO	BLK	PTS	AVG
Davis	7	7	260	43	114	.377	16	49	.327	25	33	.758	6	23	29	49	21	0	11	19	5	127	18.1
Lynch	7	7	147	25	57	.439	3	12	.250	5	8	.625	13	24	37	12	15	0	3	7	3	58	8.3
Augmon	7	0	168	18	48	.375	0	1	.000	16	18	.889	4	15	19	7	13	0	6	13	1	52	7.4
Smith	5	0	46	12	26	.462	6	11	.545	2	3	.667	2	6	8	1	5	0	0	3	0	32	6.4
West	7	0	111	15	28	.536	0	0	---	11	13	.846	8	22	30	8	10	0	2	7	4	41	5.9
Armstrong	7	0	150	8	34	.235	5	25	.200	3	3	1.000	6	9	15	16	10	0	6	13	0	24	3.4
Traylor	4	0	40	4	9	.444	0	0	---	2	3	.667	1	9	10	1	8	0	3	2	1	10	2.5
Williams	3	0	18	2	5	.400	0	1	.000	3	4	.750	0	0	0	4	5	0	1	4	0	7	2.3
Carter	1	0	2	0	1	.000	0	0	---	0	0	---	0	0	0	0	0	0	0	0	0	0	0.0
<b>NOH</b>	<b>7</b>	<b>--</b>	<b>1680</b>	<b>205</b>	<b>534</b>	<b>.384</b>	<b>41</b>	<b>130</b>	<b>.315</b>	<b>113</b>	<b>145</b>	<b>.779</b>	<b>86</b>	<b>210</b>	<b>296</b>	<b>135</b>	<b>146</b>	<b>1</b>	<b>43</b>	<b>120</b>	<b>32</b>	<b>564</b>	<b>80.6</b>
<b>MIA</b>	<b>7</b>	<b>--</b>	<b>1680</b>	<b>213</b>	<b>527</b>	<b>.404</b>	<b>29</b>	<b>110</b>	<b>.255</b>	<b>131</b>	<b>178</b>	<b>.736</b>	<b>84</b>	<b>216</b>	<b>300</b>	<b>114</b>	<b>164</b>	<b>1</b>	<b>57</b>	<b>106</b>	<b>28</b>	<b>585</b>	<b>83.6</b>

### 2008 Both Rounds Combined

Player	G	GS	MIN	FG	FGA	PCT	3PM	3PA	PCT	FT	FTA	PCT	OFF	DEF	TOT	AST	PF	DQ	STL	TO	BLK	PTS	AVG
Paul	12	12	486	111	221	.502	5	21	.238	62	79	.785	16	43	59	135	43	1	28	22	2	289	24.1
West	12	12	485	102	219	.466	1	2	.500	49	55	.891	21	81	102	34	32	0	13	21	23	254	21.2
Stojakovic	12	12	455	58	133	.436	28	51	.549	25	27	.926	6	59	65	6	19	0	6	8	1	169	14.1
Pargo	12	0	265	45	116	.388	15	43	.349	17	24	.708	5	25	30	27	22	0	12	11	2	122	10.2
Chandler	12	12	412	43	68	.632	0	0	---	10	16	.625	45	78	123	5	43	0	5	10	20	96	8.0
Peterson	12	12	277	33	68	.485	16	34	.471	4	6	.667	3	28	31	7	29	0	6	5	3	86	7.2
Wright	11	0	131	20	44	.455	2	9	.222	5	6	.833	6	12	18	5	8	0	10	5	1	47	4.3
Wells	12	0	170	22	57	.386	0	2	.000	0	6	.000	4	27	31	8	26	0	4	6	3	44	3.7
James	4	0	28	4	12	.333	2	5	.400	2	2	1.000	0	1	1	1	0	0	2	1	0	12	3.0
Armstrong	8	0	72	8	13	.615	0	0	---	5	10	.500	9	11	20	0	12	0	0	4	6	21	2.6
Ely	7	0	59	4	15	.267	0	0	---	7	10	.700	5	6	11	1	13	0	0	4	0	5	2.1
Bowen	9	0	39	1	6	.167	0	1	.000	2	2	1.000	3	11	14	2	1	0	1	1	0	4	0.4
<b>NOH</b>	<b>12</b>	<b>--</b>	<b>2880</b>	<b>451</b>	<b>972</b>	<b>.464</b>	<b>69</b>	<b>168</b>	<b>.411</b>	<b>188</b>	<b>243</b>	<b>.774</b>	<b>123</b>	<b>382</b>	<b>505</b>	<b>231</b>	<b>248</b>	<b>1</b>	<b>87</b>	<b>106</b>	<b>61</b>	<b>1159</b>	<b>96.6</b>
<b>OPPONENTS</b>	<b>12</b>	<b>--</b>	<b>2880</b>	<b>395</b>	<b>929</b>	<b>.425</b>	<b>107</b>	<b>285</b>	<b>.375</b>	<b>218</b>	<b>288</b>	<b>.757</b>	<b>140</b>	<b>385</b>	<b>525</b>	<b>262</b>	<b>248</b>	<b>0</b>	<b>50</b>	<b>148</b>	<b>48</b>	<b>1115</b>	<b>92.9</b>

### 2008 First Round vs. Dallas Mavericks

Player	G	GS	MIN	FG	FGA	PCT	3PM	3PA	PCT	FT	FTA	PCT	OFF	DEF	TOT	AST	PF	DQ	STL	TO	BLK	PTS	AVG
Paul	5	5	202	45	90	.500	3	11	.273	30	37	.811	4	24	28	60	17	0	10	6	2	123	24.6
West	5	5	203	45	93	.484	1	1	1.000	22	23	.957	10	27	37	17	16	0	3	3	8	113	22.6
Stojakovic	5	5	184	25	60	.417	17	28	.607	12	13	.923	1	27	28	4	10	0	2	4	1	79	15.8
Pargo	5	0	133	28	55	.509	9	20	.450	8	15	.533	0	12	12	12	8	0	5	9	0	73	14.6
Chandler	5	5	175	17	33	.515	0	0	---	2	2	1.000	23	33	56	1	19	0	1	6	7	36	7.2
Peterson	5	5	95	15	26	.577	4	11	.364	2	2	1.000	2	8	10	1	11	0	0	0	2	36	7.2



# RECORDS

## PLAYOFF RECORDS

Wright	5	0	57	9	17	.529	0	3	.000	3	4	.750	2	4	6	2	6	0	5	2	1	21	4.2
Wells	5	0	83	10	24	.417	0	0	---	0	4	.000	2	10	12	6	12	0	3	3	2	20	4.0
Armstrong	5	0	55	4	8	.500	0	0	---	3	6	.500	6	6	12	0	12	0	0	4	5	11	2.2
Bowen	3	0	12	0	2	.000	0	0	---	2	2	1.000	0	4	4	1	1	0	1	0	0	2	0.7
<b>NOH</b>	<b>5</b>	<b>-</b>	<b>1200</b>	<b>198</b>	<b>408</b>	<b>.485</b>	<b>34</b>	<b>74</b>	<b>.459</b>	<b>84</b>	<b>108</b>	<b>.778</b>	<b>50</b>	<b>155</b>	<b>205</b>	<b>104</b>	<b>112</b>	<b>0</b>	<b>30</b>	<b>42</b>	<b>28</b>	<b>514</b>	<b>102.8</b>
<b>DAL</b>	<b>5</b>	<b>-</b>	<b>1200</b>	<b>158</b>	<b>394</b>	<b>.401</b>	<b>36</b>	<b>104</b>	<b>.346</b>	<b>118</b>	<b>150</b>	<b>.787</b>	<b>72</b>	<b>154</b>	<b>226</b>	<b>97</b>	<b>103</b>	<b>0</b>	<b>20</b>	<b>58</b>	<b>20</b>	<b>470</b>	<b>94.0</b>

### 2008 Second Round vs. San Antonio Spurs

Player	G	GS	MIN	FG	FGA	PCT	3PM	3PA	PCT	FT	FTA	PCT	OFF	DEF	TOT	AST	PF	DQ	STL	TO	BLK	PTS	AVG
Paul	7	7	284	66	131	.504	2	10	.200	32	42	.762	12	19	31	75	26	1	18	16	0	166	23.7
West	7	7	282	57	126	.452	0	1	.000	27	32	.844	11	54	65	17	16	0	10	18	15	141	20.1
Stojakovic	7	7	271	33	73	.452	11	23	.478	13	14	.929	5	32	37	2	9	0	4	4	0	90	12.9
Chandler	7	7	236	26	35	.743	0	0	---	8	14	.571	22	45	67	4	24	0	4	4	13	60	8.6
Peterson	7	7	182	18	42	.429	12	23	.522	2	4	.500	1	20	21	6	18	0	6	5	1	50	7.1
Pargo	7	0	132	17	61	.279	6	23	.261	9	9	1.000	5	13	18	15	14	0	7	2	2	49	7.0
Wright	6	0	74	11	27	.407	2	6	.333	2	2	1.000	4	8	12	3	2	0	5	3	0	26	4.3
Wells	7	0	87	12	33	.364	0	2	.000	2	2	1.000	2	17	19	2	14	0	1	3	1	24	3.4
Armstrong	3	0	17	4	5	.800	0	0	---	2	4	.500	3	5	8	0	0	0	0	0	1	10	3.3
James	4	0	28	4	12	.333	2	5	.400	2	2	1.000	0	1	1	1	0	0	2	1	0	12	3.0
Ely	7	0	59	4	15	.267	0	0	---	7	10	.700	5	6	11	1	13	0	0	4	0	15	2.1
Bowen	6	0	28	1	4	.250	0	1	.000	0	0	---	3	7	10	1	0	0	0	1	0	2	0.3
<b>NOH</b>	<b>7</b>	<b>-</b>	<b>1680</b>	<b>253</b>	<b>564</b>	<b>.449</b>	<b>35</b>	<b>94</b>	<b>.372</b>	<b>104</b>	<b>135</b>	<b>.770</b>	<b>73</b>	<b>227</b>	<b>300</b>	<b>127</b>	<b>136</b>	<b>1</b>	<b>57</b>	<b>64</b>	<b>33</b>	<b>645</b>	<b>92.1</b>
<b>SAS</b>	<b>7</b>	<b>-</b>	<b>1680</b>	<b>237</b>	<b>535</b>	<b>.443</b>	<b>71</b>	<b>181</b>	<b>.392</b>	<b>100</b>	<b>138</b>	<b>.725</b>	<b>68</b>	<b>231</b>	<b>299</b>	<b>165</b>	<b>145</b>	<b>0</b>	<b>30</b>	<b>90</b>	<b>28</b>	<b>645</b>	<b>92.1</b>

### 2009 First Round vs. Denver Nuggets

Player	G	GS	MIN	FG	FGA	PCT	3PM	3PA	PCT	FT	FTA	PCT	OFF	DEF	TOT	AST	PF	DQ	STL	TO	BLK	PTS	AVG
West	5	5	178	32	80	.400	0	0	---	26	29	.897	5	32	37	6	19	1	5	14	2	90	18.0
Paul	5	5	201	30	73	.411	5	16	.313	18	21	.857	4	18	22	52	8	0	8	24	0	83	16.6
Posey	5	0	123	15	40	.375	5	19	.263	22	26	.846	5	26	31	3	12	0	3	10	0	57	11.4
Stojakovic	5	5	162	18	49	.367	8	26	.308	12	13	.923	4	10	14	2	17	0	4	6	1	56	11.2
Butler	5	5	158	17	37	.459	10	19	.526	9	9	1.000	3	12	15	1	14	0	1	6	4	53	10.6
Armstrong	4	1	53	6	13	.462	0	0	---	3	10	.300	3	5	8	1	15	1	4	6	1	15	3.8
Chandler	4	4	94	6	12	.500	0	0	---	3	6	.500	8	13	21	2	17	1	2	8	1	15	3.8
Marks	5	0	80	6	13	.462	0	1	.000	4	5	.800	10	10	20	0	9	0	3	2	2	16	3.2
Peterson	2	0	21	1	5	.200	1	3	.333	3	4	.750	1	2	3	1	3	0	1	0	0	6	3.0
Daniels	5	0	64	2	13	.154	1	4	.250	9	11	.818	1	2	3	9	1	0	2	5	1	14	2.8
Brown	3	0	33	3	8	.375	0	4	.000	2	2	1.000	2	3	5	0	2	0	0	3	0	8	2.7
Wright	4	0	32	3	7	.429	0	0	---	2	4	.500	0	6	6	2	6	0	0	1	1	8	2.0
Bowen	1	0	2	0	1	.000	0	0	---	0	0	---	0	0	0	0	1	0	0	0	0	0	0.0
<b>NOH</b>	<b>5</b>	<b>-</b>	<b>1200</b>	<b>139</b>	<b>351</b>	<b>.396</b>	<b>30</b>	<b>92</b>	<b>.326</b>	<b>113</b>	<b>140</b>	<b>.807</b>	<b>46</b>	<b>139</b>	<b>185</b>	<b>79</b>	<b>124</b>	<b>3</b>	<b>33</b>	<b>92</b>	<b>13</b>	<b>421</b>	<b>84.2</b>
<b>DEN</b>	<b>5</b>	<b>-</b>	<b>1200</b>	<b>191</b>	<b>383</b>	<b>.499</b>	<b>49</b>	<b>101</b>	<b>.485</b>	<b>111</b>	<b>146</b>	<b>.760</b>	<b>50</b>	<b>159</b>	<b>209</b>	<b>125</b>	<b>124</b>	<b>2</b>	<b>47</b>	<b>63</b>	<b>26</b>	<b>542</b>	<b>108.4</b>

### 2011 First Round vs. Los Angeles Lakers

Player	G	GS	MIN	FG	FGA	PCT	3PM	3PA	PCT	FT	FTA	PCT	OFF	DEF	TOT	AST	PF	DQ	STL	TO	BLK	PTS	AVG
Paul	6	6	250	42	77	.545	9	19	.474	39	49	.796	3	37	40	69	11	0	11	22	0	132	22.0
Landry	6	6	213	31	68	.456	0	0	---	33	36	.917	11	19	30	6	25	1	4	12	3	95	15.8
Ariza	6	6	241	35	85	.412	7	21	.333	16	22	.727	7	32	39	20	16	0	8	17	3	93	15.5
Belinelli	6	6	173	23	63	.365	8	26	.308	4	4	1.000	0	5	5	4	12	0	5	4	0	58	9.7
Okafor	6	6	188	20	31	.645	0	0	---	4	11	.364	17	16	33	0	28	1	6	12	6	44	7.3
Jack	6	0	111	12	34	.353	0	5	.000	11	16	.688	1	14	15	13	4	0	1	8	1	35	5.8
Green	6	0	84	14	36	.389	2	9	.222	4	7	.571	4	4	5	4	14	0	2	3	0	34	5.7
Gray	6	0	87	9	13	.692	0	0	---	3	8	.375	3	18	21	2	13	0	2	5	2	21	3.5
Smith	6	0	58	7	15	.467	0	0	---	0	0	---	1	6	7	1	11	0	2	0	0	14	2.3
Ewing Jr.	2	0	2	1	1	1.000	1	1	1.000	0	0	0	0	0	0	0	0	0	0	0	0	3	1.5
Mbenga	5	0	26	2	2	1.000	0	0	---	1	2	.500	2	3	5	1	7	0	2	1	3	5	1.0
Pondexter	3	0	9	1	6	.167	0	3	.000	0	0	---	0	1	1	1	1	0	0	0	0	2	0.7
<b>NOH</b>	<b>6</b>	<b>-</b>	<b>1440</b>	<b>197</b>	<b>431</b>	<b>.457</b>	<b>27</b>	<b>84</b>	<b>.321</b>	<b>115</b>	<b>155</b>	<b>.742</b>	<b>46</b>	<b>155</b>	<b>254</b>	<b>121</b>	<b>142</b>	<b>2</b>	<b>43</b>	<b>77</b>	<b>18</b>	<b>536</b>	<b>89.3</b>
<b>LAL</b>	<b>6</b>	<b>-</b>	<b>1440</b>	<b>207</b>	<b>447</b>	<b>.463</b>	<b>33</b>	<b>90</b>	<b>.367</b>	<b>132</b>	<b>165</b>	<b>.800</b>	<b>74</b>	<b>171</b>	<b>293</b>	<b>115</b>	<b>127</b>	<b>1</b>	<b>35</b>	<b>77</b>	<b>35</b>	<b>597</b>	<b>96.5</b>

### 2015 First Round vs. Golden State Warriors

Player	G	GS	MIN	FG	FGA	PCT	3PM	3PA	PCT	FT	FTA	PCT	OFF	DEF	TOT	AST	PF	DQ	STL	TO	BLK	PTS	AVG
Davis	4	4	172	47	87	.540	0	2	.000	32	36	.889	9	35	44	8	12	-	5	13	12	126	31.5
Gordon	4	4	143	28	64	.444	13	32	.406	5	6	.833	2	7	9	15	11	-	2	10	2	74	18.5
Anderson	4	0	95	16	36	.444	5	12	.417	6	6	1.000	7	10	17	9	12	-	---	4	2	43	10.8
Evans	4	4	125	14	43	.326	2	11	.182	10	17	.588	3	17	20	20	10	-	5	6	1	40	10.0
Cole	4	0	106	15	36	.417	3	14	.214	2	3	.667	1										

# RECORDS

## PLAYOFF RECORDS

<b>GSW</b>	<b>4</b>	<b>-</b>	<b>985</b>	<b>157</b>	<b>350</b>	<b>.449</b>	<b>47</b>	<b>124</b>	<b>.379</b>	<b>74</b>	<b>106</b>	<b>.698</b>	<b>56</b>	<b>130</b>	<b>186</b>	<b>103</b>	<b>79</b>	<b>1</b>	<b>29</b>	<b>48</b>	<b>25</b>	<b>435</b>	<b>108.8</b>
------------	----------	----------	------------	------------	------------	-------------	-----------	------------	-------------	-----------	------------	-------------	-----------	------------	------------	------------	-----------	----------	-----------	-----------	-----------	------------	--------------

### 2018 Both Rounds Combined

Player	G	GS	MIN	FG	FGA	PCT	3PM	3PA	PCT	FT	FTA	PCT	OFF	DEF	TOT	AST	PF	DQ	STL	TO	BLK	PTS	AVG
Davis	9	9	358	106	204	.520	6	22	.273	53	64	.828	24	97	121	15	30	0	18	23	21	271	30.1
Holiday	9	9	348	88	170	.518	16	50	.320	21	30	.700	9	42	51	57	22	0	10	23	5	215	23.7
Mirotic	9	9	320	49	102	.480	22	51	.431	15	19	.789	9	77	86	15	24	1	10	10	12	135	15.0
Moore	9	9	284	41	88	.466	9	25	.360	11	16	.688	6	17	23	15	20	0	6	11	1	102	11.3
Rondo	9	9	302	38	92	.413	8	19	.421	9	14	.643	9	59	68	110	20	0	13	33	2	93	10.3
Crawford	2	0	15	8	13	.615	3	8	.375	0	0	---	0	4	4	1	1	0	1	3	0	19	9.5
Clark	9	0	190	28	66	.424	10	28	.357	4	4	1.000	2	8	10	11	20	0	8	9	2	70	7.8
Miller	9	0	162	14	34	.412	9	24	.375	6	6	1.000	2	18	20	11	10	0	5	6	0	43	4.8
Hill	9	0	114	9	25	.360	6	16	.375	9	10	.900	6	11	17	7	17	0	1	6	1	33	3.7
Diallo	7	0	48	5	12	.417	0	0	---	0	0	---	4	5	9	0	9	0	1	1	1	10	1.4
Liggins	3	0	14	0	1	.000	0	0	---	1	2	.500	0	1	1	0	0	0	0	2	0	1	0.3
Okafor	1	0	4	0	1	.000	0	0	---	0	0	---	0	0	0	0	1	0	0	0	0	0	0.0
<b>NOP</b>	<b>9</b>	<b>-</b>	<b>2160</b>	<b>386</b>	<b>808</b>	<b>.478</b>	<b>89</b>	<b>243</b>	<b>.366</b>	<b>129</b>	<b>165</b>	<b>.782</b>	<b>71</b>	<b>339</b>	<b>469</b>	<b>242</b>	<b>174</b>	<b>1</b>	<b>73</b>	<b>130</b>	<b>45</b>	<b>990</b>	<b>110.0</b>
<b>OPPONENTS</b>	<b>9</b>	<b>-</b>	<b>2160</b>	<b>381</b>	<b>832</b>	<b>.458</b>	<b>94</b>	<b>287</b>	<b>.328</b>	<b>171</b>	<b>178</b>	<b>.792</b>	<b>91</b>	<b>330</b>	<b>477</b>	<b>230</b>	<b>171</b>	<b>2</b>	<b>83</b>	<b>124</b>	<b>44</b>	<b>997</b>	<b>110.8</b>

### 2018 First Round vs. Portland Trail Blazers

Player	G	GS	MIN	FG	FGA	PCT	3PM	3PA	PCT	FT	FTA	PCT	OFF	DEF	TOT	AST	PF	DQ	STL	TO	BLK	PTS	AVG
Davis	4	4	155	49	85	.576	3	10	.300	31	38	.816	11	36	47	5	14	0	7	10	11	132	33.0
Holiday	4	4	150	46	81	.568	7	20	.350	12	17	.706	5	11	16	26	9	0	5	13	2	111	27.8
Mirotic	4	4	149	28	49	.571	12	26	.462	5	6	.833	2	36	38	6	10	0	7	2	10	73	18.3
Rondo	4	4	141	19	39	.487	7	7	.429	4	5	.800	2	28	30	53	10	0	3	14	1	45	11.3
Moore	4	4	114	12	27	.444	2	8	.250	4	7	.571	4	11	15	6	8	0	4	3	0	30	7.5
Clark	4	0	80	9	20	.450	5	9	.556	0	0	---	0	3	3	6	10	0	3	5	1	23	5.8
Crawford	1	0	7	2	6	.333	1	5	.200	0	0	---	0	1	1	0	0	0	1	2	0	5	5.0
Miller	4	0	75	6	14	.429	5	11	.455	2	2	1.000	1	9	10	2	4	0	2	2	0	19	4.8
Hill	4	0	58	3	7	.429	2	4	.500	9	10	.900	3	6	9	2	9	0	1	3	0	17	4.3
Liggins	1	0	6	0	1	.000	0	0	---	1	2	.500	0	0	0	0	0	0	0	0	0	1	1.0
Diallo	3	0	21	1	5	.200	0	0	---	0	0	---	2	2	4	0	3	0	0	0	1	2	0.7
Okafor	1	0	4	0	1	.000	0	0	---	0	0	---	0	0	0	0	1	0	0	0	0	0	0.0
<b>NOP</b>	<b>4</b>	<b>-</b>	<b>960</b>	<b>175</b>	<b>335</b>	<b>.522</b>	<b>40</b>	<b>100</b>	<b>.400</b>	<b>68</b>	<b>87</b>	<b>.782</b>	<b>30</b>	<b>143</b>	<b>173</b>	<b>106</b>	<b>78</b>	<b>0</b>	<b>33</b>	<b>56</b>	<b>26</b>	<b>458</b>	<b>114.5</b>
<b>POR</b>	<b>4</b>	<b>-</b>	<b>960</b>	<b>165</b>	<b>364</b>	<b>.453</b>	<b>43</b>	<b>129</b>	<b>.333</b>	<b>49</b>	<b>63</b>	<b>.778</b>	<b>45</b>	<b>129</b>	<b>174</b>	<b>76</b>	<b>82</b>	<b>1</b>	<b>33</b>	<b>58</b>	<b>15</b>	<b>422</b>	<b>105.5</b>

### 2018 Second Round vs. Golden State Warriors

Player	G	GS	MIN	FG	FGA	PCT	3PM	3PA	PCT	FT	FTA	PCT	OFF	DEF	TOT	AST	PF	DQ	STL	TO	BLK	PTS	AVG
Davis	5	5	203	57	119	.479	3	12	.250	22	26	.846	13	61	74	10	16	0	11	13	10	139	27.8
Holiday	5	5	199	42	89	.472	9	30	.300	9	13	.692	4	31	35	31	13	0	5	10	3	102	20.4
Moore	5	5	170	29	61	.475	7	17	.412	7	9	.778	2	6	8	9	12	0	2	8	1	72	14.4
Crawford	1	0	8	6	7	.857	2	3	.667	0	0	---	0	3	3	1	1	0	0	1	0	14	14.0
Mirotic	5	5	171	21	53	.396	10	25	.400	10	13	.769	7	41	48	9	14	1	3	8	2	62	12.4
Rondo	5	5	161	19	53	.358	5	12	.417	5	9	.556	7	31	38	57	10	0	10	19	1	48	9.6
Clark	5	0	110	19	49	.413	5	19	.263	4	4	1.000	2	5	7	5	10	0	5	4	1	47	9.4
Miller	5	0	88	8	20	.400	4	13	.308	4	4	1.000	1	9	10	9	6	0	3	4	0	24	4.8
Hill	5	0	56	6	18	.333	4	12	.333	0	0	---	3	5	8	5	8	0	0	3	1	16	3.2
Diallo	4	0	27	4	7	.571	0	0	---	0	0	---	2	3	5	0	6	0	1	1	0	8	2.0
Liggins	2	0	8	0	0	---	0	0	---	0	0	---	0	1	1	0	0	0	0	2	0	0	0.0
<b>NOP</b>	<b>5</b>	<b>-</b>	<b>1200</b>	<b>211</b>	<b>473</b>	<b>.446</b>	<b>49</b>	<b>143</b>	<b>.343</b>	<b>61</b>	<b>78</b>	<b>.782</b>	<b>41</b>	<b>196</b>	<b>237</b>	<b>136</b>	<b>96</b>	<b>1</b>	<b>40</b>	<b>74</b>	<b>19</b>	<b>532</b>	<b>106.4</b>
<b>GSW</b>	<b>5</b>	<b>-</b>	<b>1200</b>	<b>216</b>	<b>468</b>	<b>.462</b>	<b>51</b>	<b>158</b>	<b>.323</b>	<b>92</b>	<b>115</b>	<b>.800</b>	<b>46</b>	<b>201</b>	<b>247</b>	<b>154</b>	<b>89</b>	<b>1</b>	<b>50</b>	<b>66</b>	<b>29</b>	<b>575</b>	<b>115.0</b>

### 2022 First Round vs. Phoenix Suns

Player	G	GS	MIN	FG	FGA	PCT	3PM	3PA	PCT	FT	FTA	PCT	OFF	DEF	TOT	AST	PF	DQ	STL	TO	BLK	PTS	AVG
Ingram	6	6	236	56	118	.475	11	27	.407	39	47	.830	4	33	37	37	11	0	4	23	2	162	27.0
McCollum	6	6	234	49	125	.392	17	51	.333	18	26	.692	11	29	40	29	15	0	4	15	5	133	22.2
Valanciunas	6	6	175	33	68	.485	1	6	.167	20	26	.769	33	53	86	18	17	0	4	12	1	87	14.5
Jones	6	6	226	21	44	.477	5	12	.417	17	22	.773	8	12	20	11	22	0	11	8	5	64	10.7
Nance	6	0	130	22	39	.564	2	9	.222	9	11	.818	19	16	35	11	15	1	3	6	2	55	9.2
Alvarado	6	0	117	16	33	.485	6	16	.375	10	13	.769	2	6	8	9	18	0	7	7	1	48	8.0
Hayes	6	6	83	14	25	.560	0	3	.000	7	11	.636	4	11	15	1	11	0	0	4	2	35	5.8
Murphy	6	0	120	9	22	.409	9	19	.474	4	5	.800	3	12	15	3	9	0	3	1	1	31	5.2
Graham	6	0	60	6	18	.333	5	14	.357	7	8	.875	2	7	9	4	3	0	1	4	1	24	4.0
Marshall	6	0	56	7	10	.700	0	0	---	4	4	1.000	3	3	6	5	5	0	1	3	1	18	3.0
Hernangómez	1	0	2	1	4	.250	0	1	.000	0	0	---	2	0	2	0	1	0	0	0	0	2	2.0
Temple	1	0	2	0	0	---	0	0	---	0	0	---	0	1	1	0	0	0	0	0	0	0	0.0
<b>NOP</b>	<b>6</b>	<b>-</b>	<b>1440</b>	<b>234</b>	<b>506</b>	<b>.462</b>	<b>56</b>	<b>158</b>	<b>.354</b>	<b>135</b>	<b>173</b>	<b>.780</b>	<b>91</b>	<b>183</b>	<b>274</b>	<b>128</b>	<b>127</b>	<b>1</b>	<b>38</b>	<b>87</b>	<b>21</b>	<b>659</b>	<b>109.8</b>
<b>PHX</b>	<b>6</b>	<b>-</b>	<b>1440</b>	<b>260</b>	<b>497</b>	<b>.523</b>	<b>52</b>	<b>163</b>	<b>.319</b>	<b>96</b>	<b>119</b>	<b>.807</b>	<b>45</b>	<b>169</b>	<b>214</b>	<b>161</b>	<b>136</b>	<b>1</b>	<b>47</b>	<b>66</b>	<b>24</b>	<b>668</b>	<b>111.3</b>



# RECORDS

## PLAYOFF RECORDS

### Franchise – Team Highs and Lows

	HIGHS			LOWS		
Total Points	131	vs. Portland	21-Apr-18	63	vs. Denver at Miami	27-Apr-09 21-Apr-04
Field Goals Made	48	3 times (vs. GSW, 4-May-18)	1-May-18	17	vs. Denver	27-Apr-09
Field Goals Attempts	105	at Golden State	22-Apr-08	54	vs. Denver	27-Apr-09
Field Goal Percentage	.608	vs. Dallas	19-Apr-22	.244	at Miami	21-Apr-04
Three-Pt. Field Goals Made	17	at Phoenix	24-Apr-22	2	4 times (vs. LAL, 22-Apr-11)	
Three-Pt. Field Goals Attempted	37	at Golden State	1-May-18	9	at San Antonio	15-May-08
Free Throws Made	52	vs. Phoenix	24-Apr-22	7	at Golden State	14-Apr-18
		vs. Portland	21-Apr-18		at Portland	14-Apr-18
Free Throws Attempted	42	vs. Phoenix	24-Apr-22	9	at Golden State	1-May-18
Free Throw Percentage	1.000	at Dallas (13-13)	25-Apr-08	.609	vs. Philadelphia (14-23)	2-May-03
Offensive Rebs	25	at Phoenix	17-Apr-22	3	at Los Angeles Lakers	26-Apr-11
Defensive Rebs	44	vs. Golden State	4-May-18	22	at Los Angeles Lakers	26-Apr-11
Total Rebs	55	at Phoenix	17-Apr-22	25	at Los Angeles Lakers	26-Apr-11
Assists	36	vs. Golden State	4-May-18	10	vs. Denver	27-Apr-09
Steals	16	vs. Portland	19-Apr-18	1	at Denver	22-Apr-09
Turnovers	26	vs. Denver	27-Apr-09	3	at Los Angeles Lakers	17-Apr-11
Blocked Shots	12	at Portland	14-Apr-18	0	vs. Phoenix	28-Apr-22
1st Quarter Points	39	vs. Dallas	22-Apr-08	13	at Golden State	18-Apr-15
2nd Quarter Points	33	at San Antonio	5-May-08	14	at Miami	4-May-04
3rd Quarter Points	42	vs. Portland	21-Apr-18	10	at Miami	21-Apr-04
4th Quarter Points	36	at Los Angeles Lakers	17-Apr-11	13	vs. Denver	27-Apr-09
1st Half Points	67	vs. Dallas	22-Apr-08	31	at Miami	4-May-04
2nd Half Points	73	vs. Portland	21-Apr-18	24	vs. Denver	27-Apr-09
2nd Half w/ OT Points	56	vs. Golden State	23-Apr-15			
Overtime Points	11	vs. Golden State	23-Apr-15			

### Opponents – Team Highs and Lows

	HIGHS			LOWS		
Total Points	123	3 times (at GSW, 28-Apr-18)	21-Apr-18	71	vs. Miami	24-Apr-04
Field Goals Made	50	vs. Portland	23-Apr-15	25	vs. Miami	24-Apr-04
Field Goals Attempted	104	vs. Golden State (OT)	28-Apr-22	70	3 times (vs. DAL, 22-Apr-08)	
Field Goal Percentage	.600	vs. Phoenix (45-75)	23-Apr-15	.329	vs. Miami (25-76)	24-Apr-04
Three-Pt. Field Goals Made	14	vs. Golden State (OT)	23-Apr-15	2	4 times (at MIA, 4-May-04)	
Three-Pt. Field Goals Attempted	41	vs. Golden State (OT)	23-Apr-15	6	at Philadelphia	23-Apr-03
Free Throws Made	33	vs. Dallas	19-Apr-08	8	at Portland	17-Apr-18
Free Throws Attempted	39	vs. Dallas	22-Apr-08	10	at Portland	17-Apr-18
Free Throw Percentage	.962	vs. Los Angeles Lakers (25-26)	28-Apr-11	.571	vs. San Antonio (12-21)	3-May-08
Offensive Rebs	22	vs. Golden State	23-Apr-15	5	3 times (vs. PHX, 28-Apr-22)	
Defensive Rebs	44	at Golden State	28-Apr-18	23	vs. Los Angeles Lakers	24-Apr-11
					vs. Miami	27-Apr-04
Total Rebs	57	at Golden State	28-Apr-18	32	vs. Los Angeles Lakers	24-Apr-11
					at Philadelphia	20-Apr-03
Assists	36	at Golden State	1-May-18	12	at Dallas	27-Apr-08
					vs. Miami	24-Apr-04
Steals	15	vs. Denver	27-Apr-09	1	at Los Angeles Lakers	17-Apr-11
					vs. San Antonio	13-May-08
Turnovers	24	vs. Portland	19-Apr-18	6	vs. Phoenix	22-Apr-22
					at Denver	22-Apr-09
Blocked Shots	10	at Golden State	28-Apr-18	1	3 times (vs. DEN, 25-Apr-09)	
1st Quarter Points	37	vs. Golden State	6-May-18	14	3 times (vs. MIA, 2-May-04)	
2nd Quarter Points	41	at Golden State	28-Apr-18	14	at Dallas	7-Apr-08
3rd Quarter Points	36	at Golden State	8-May-18	11	vs. San Antonio	13-May-08
4th Quarter Points	36	Twice (vs. POR, 21-Apr-18)	28-Apr-18	14	Twice (vs. MIA, 27-Apr-04)	
1st Half Points	76	at Golden State	28-Apr-18	29	vs. Miami	24-Apr-04
2nd Half Points	67	Twice (vs. PHX, 28-Apr-22)	23-Apr-15	32	vs. San Antonio	13-May-08
2nd Half w/OT Points	71	vs. Golden State	23-Apr-15			
Overtime Points	15	vs. Golden State	23-Apr-15			

# RECORDS

## PLAYOFF RECORDS

### Franchise - Individual Highs

Total Points	47	Anthony Davis	vs. Portland	21-Apr-18
Minutes	48	Chris Paul	vs. San Antonio	19-May-08
Field Goals Made	16	David West	vs. San Antonio	13-May-08
Field Goals Attempted	27	Twice; most recently: Anthony Davis	vs. Golden State at Phoenix	4-May-18 19-Apr-22
Three-Point Field Goals Made	6	CJ McCollum	Twice	
Three-Point Field Goals Attempted	12	Baron Davis	vs. Portland	21-Apr-18
Free Throws Made	15	Anthony Davis	vs. Portland	21-Apr-18
Free Throws Attempted	17	Anthony Davis	at Phoenix	17-Apr-22
Offensive Rebs	13	Jonas Valanciunas	at Golden State	8-May-18
Defensive Rebs	17	Anthony Davis	at Phoenix	17-Apr-22
Total Rebs	25	Jonas Valanciunas	vs. Golden State	4-May-18
Assists	21	Rajon Rondo	Twice; most recently: Rajon Rondo	1-May-18
Steals	5	Rajon Rondo	at Golden State	1-May-18
Turnovers	7	Rajon Rondo	at Golden State	1-May-18
Blocked Shots	5	David West	vs. San Antonio	13-May-08

### Opponents - Individual Highs

Total Points	55	Allen Iverson	at Philadelphia	20-Apr-03
Minutes	48	Dirk Nowitzki	vs. Dallas	29-Apr-08
Field Goals Made	21	Allen Iverson	at Philadelphia	20-Apr-03
Field Goals Attempted	32	Allen Iverson	at Philadelphia	20-Apr-03
Three-Point Field Goals Made	8	Chauncey Billups	at Denver	19-Apr-09
Three-Point Field Goals Attempted	18	Stephen Curry	vs. Golden State	23-Apr-15
Free Throws Made	13	Twice; most recently: Stephen Curry	vs. Golden State	23-Apr-15
Free Throws Attempted	18	Allen Iverson	vs. Philadelphia	2-May-03
Offensive Rebs	8	Andrew Bynum	vs. Los Angeles Lakers	28-Apr-11
Defensive Rebs	18	Twice; most recently: Tim Duncan	vs. San Antonio	13-May-08
Total Rebs	23	Tim Duncan	vs. San Antonio	13-May-08
Assists	14	Chris Paul (Twice)	at/vs. Phoenix	19-Apr-22; 22-Apr-22
Steals	5	Twice; most recently: Caron Butler	vs. San Antonio	13-May-08
Turnovers	8	Damian Lillard	at Miami	18-Apr-04
Blocked Shots	6	3 times; most recently: Chris Andersen	vs. Portland	19-Apr-18
			at Denver	19-Apr-09



# RECORDS

## PLAYOFF RECORDS

### TOP TEAM PERFORMANCES

#### Franchise

##### Most Points

131	vs. Portland	21-Apr-18
127	vs. Dallas	22-Apr-08
125	at Phoenix	19-Apr-22
119	vs. Golden State	23-Apr-15
	vs. Portland	19-Apr-18
	vs. Golden State	4-May-18

##### Field Goal Percentage

.608	vs. Dallas (48-79)	22-Apr-08
.577	vs. Portland (45-78)	21-Apr-18
.548	at Phoenix (46-84)	19-Apr-22
.529	vs. Portland (46-87)	19-Apr-18
.519	at Los Angeles Lakers (41-79)	17-Apr-11

##### Free Throw Percentage

1.000	at Dallas (13-13)	25-Apr-08
.944	vs. Los Angeles Lakers (17-18)	28-Apr-11
.929	at Golden State (13-14)	25-Apr-15
.923	at San Antonio (12-13)	15-May-08
.895	vs. Phoenix (17-19)	28-Apr-22

##### Rebounds

55	at Phoenix	17-Apr-22
54	vs. Golden State	4-May-18
51	vs. Philadelphia	26-Apr-03
	vs. Golden State	6-May-18
	vs. San Antonio	3-May-08
50	vs. San Antonio	13-May-08

##### Assists

36	vs. Golden State	4-May-18
33	at Golden State	1-May-18
32	at Phoenix	19-Apr-22
30	vs. Dallas	22-Apr-08
28	vs. Portland	21-Apr-18

##### Steals

16	vs. Portland	19-Apr-18
12	at Golden State	1-May-18
11	3 times; most recently: at San Antonio	11-May-08
10	3 times; most recently: at Golden State	20-Apr-15

#### Opponents

##### Most Points

123	vs. Golden State	23-Apr-15
	at Golden State	28-Apr-18
	vs. Portland	21-Apr-18
121	vs. Denver	27-Apr-09
	at Golden State	1-May-18

##### Field Goal Percentage

.600	vs. Phoenix (45-75)	28-Apr-22
.566	vs. Denver (43-76)	27-Apr-09
.538	at Phoenix (42-78)	17-Apr-22
.526	vs. Portland (50-95)	21-Apr-18
.514	at Denver (37-72)	29-Apr-09

##### Free Throw Percentage

.962	vs Los Angeles Lakers (25-26)	28-Apr-11
.944	vs. Phoenix (17-18)	28-Apr-22
.905	vs. San Antonio (19-21)	19-May-08
.900	at Miami (27-30)	21-Apr-04
.893	at Philadelphia (25-28)	30-Apr-03

##### Rebounds

57	at Golden State	28-Apr-18
	at Dallas	25-Apr-08
52	at Golden State	8-May-18
	at Portland	14-Apr-18
	at Miami	21-Apr-04
	vs. San Antonio	19-May-08
	vs. Golden State	23-Apr-15

##### Assists

36	at Golden State	1-May-18
35	at Golden State	8-May-18
33	at Golden State	28-Apr-18
	vs. Phoenix	24-Apr-22
	vs. Denver	27-Apr-09
29	at San Antonio	8-May-08
28	at San Antonio	15-May-08
	at Phoenix	26-Apr-22

##### Steals

15	vs. Denver	27-Apr-09
13	vs. Philadelphia	28-Apr-03
	at Miami	4-May-04
11	3 times; most recently: vs. Golden State	6-May-18

# RECORDS

## PLAYOFF RECORDS

### TOP INDIVIDUAL PERFORMANCES

#### Franchise

##### Points

47	Anthony Davis	vs. Portland	21-Apr-18
41	Jrue Holiday	vs. Portland	21-Apr-18
38	David West	vs. San Antonio	13-May-08
37	Brandon Ingram	at Phoenix	19-Apr-22
36	Jamal Mashburn	vs. Philadelphia	2-May-03
	Anthony Davis	vs. Golden State	25-Apr-15
35	Chris Paul	at San Antonio	8-May-08
	Chris Paul	at Denver	19-Apr-09
	Anthony Davis	at Golden State	18-Apr-15
	Anthony Davis	at Portland	14-Apr-18
34	Brandon Ingram	vs. Phoenix	22-Apr-22

##### Rebounds

25	Jonas Valančiūnas	at Phoenix	17-Apr-22
19	Anthony Davis	at Golden State	8-May-18
18	Anthony Davis	vs. Golden State	4-May-18
15	Tyson Chandler	vs. Dallas	19-Apr-08
	Tyson Chandler	vs. San Antonio	3-May-08
	Tyson Chandler	vs. San Antonio	19-May-08
	Anthony Davis	vs. Golden State	25-Apr-15
	Anthony Davis	at Golden State	1-May-18
	Jonas Valančiūnas	vs. Phoenix	24-Apr-22

##### Assists

21	Rajon Rondo	vs. Golden State	4-May-18
17	Chris Paul	vs. Dallas	22-Apr-08
	Rajon Rondo	at Portland	14-Apr-18
16	Rajon Rondo	vs. Portland	21-Apr-18
15	Chris Paul	vs. Dallas	29-Apr-08
	Chris Paul	vs. Los Angeles Lakers	24-Apr-11

#### Opponents

##### Points

55	Allen Iverson	at Philadelphia	20-Apr-03
45	Allen Iverson	vs. Philadelphia	2-May-03
40	Stephen Curry	vs. Golden State	23-Apr-15
39	Stephen Curry	vs. Golden State	25-Apr-15
38	CJ McCollum	vs. Portland	21-Apr-18
	Kevin Durant	vs. Golden State	6-May-18

##### Rebounds

23	Tim Duncan	vs. San Antonio	13-May-08
19	Dirk Nowitzki	at Dallas	25-Apr-08
18	Keith Van Horn	vs. Philadelphia	2-May-03
17	Draymond Green	vs. Golden State	23-Apr-15
	Deandre Ayton	vs. Phoenix	22-Apr-22
16	Kenny Thomas	at Philadelphia	23-Apr-03

##### Assists

14	Chris Paul	at Phoenix	19-Apr-22
	Chris Paul	vs. Phoenix	22-Apr-22
12	Eric Snow	vs. Philadelphia	28-Apr-03
	Draymond Green	at Golden State	1-May-18
11	Chauncey Billups	vs. Denver	29-Apr-09
	Tony Parker	at San Antonio	8-May-08
	Draymond Green	at Golden State	28-Apr-18
	Chris Paul	vs. Phoenix	24-Apr-22
	Chris Paul	at Phoenix	26-Apr-22



# RECORDS

## PLAYOFF RECORDS

### PLAYOFF LEADERS

#### Games Played

1. David West	24
2. Chris Paul	23
3. Peja Stojakovic	17
4. Tyson Chandler	16
5. Julian Wright	15

#### Minutes Played

1. Chris Paul	937
2. David West	774
3. Peja Stojakovic	617
4. Anthony Davis	530
5. Tyson Chandler	506

#### Total Points

1. Chris Paul	504
2. Anthony Davis	397
3. David West	385
4. Jrue Holiday	232
5. Baron Davis	229

#### Average Points

(minimum four games played)

1. Anthony Davis	30.5
2. BRANDON INGRAM	27.0
3. Jamal Mashburn	24.8
4. CJ MCCOLLUM	22.2
5. Chris Paul	21.9

#### Field Goals Made

1. Chris Paul	183
2. Anthony Davis	153
3. David West	149
4. Jrue Holiday	95
5. Baron Davis	80

#### Field Goals Attempted

1. Chris Paul	371
2. David West	327
3. Anthony Davis	291
4. Baron Davis	197
5. Jrue Holiday	189

#### Field Goal Percentage

(minimum 20 FGM)

1. Emeka Okafor	.625
2. Tyson Chandler	.613
3. LARRY NANCE JR.	.564
4. Anthony Davis	.526
5. Jrue Holiday	.503

#### 3-Point Field Goals Made

1. Peja Stojakovic	36
2. Baron Davis	28
3. David Wesley	25
4. Nikola Mirotic	22
5. Chris Paul	19

#### 3-Point FG Attempted

1. Baron Davis	84
2. Peja Stojakovic	77
3. David Wesley	64
4. Chris Paul	56
5. Jrue Holiday	54

#### 3-Point Percentage

(minimum 10 3FGA)

1. Steve Smith	.545
2. Rasual Butler	.526
3. Trey Murphy III	.474
4. Peja Stojakovic	.468
5. Morris Peterson	.459

#### Free Throws Made

1. Chris Paul	119
2. David West	86
3. Anthony Davis	85
4. Jamaal Magloire	46
5. Baron Davis	41

#### Free Throws Attempted

1. Chris Paul	149
2. Anthony Davis	100
3. David West	97
4. Jamaal Magloire	61
5. Baron Davis	55

#### Free Throw Percentage

(minimum 10 FTA)

1. Peja Stojakovic	.925
2. Carl Landry	.917
3. Solomon Hill	.900
4. David West	.887
5. Stacey Augmon	.885

#### Offensive Rebs

1. Tyson Chandler	53
2. PJ Brown	49
3. David West	34
4. Jamaal Magloire	33
Anthony Davis	33
Jonas Valanciunas	33

#### Defensive Rebs

1. David West	135
2. Anthony Davis	132
3. Chris Paul	98
4. Tyson Chandler	91
5. Jamaal Magloire	81

#### Total Rebs

1. David West	169
2. Anthony Davis	165
3. Tyson Chandler	144
4. Chris Paul	121
5. PJ Brown	114
Jamaal Magloire	114

#### Average Rebs

(minimum four games played)

1. Jonas Valanciunas	14.3
2. Anthony Davis	12.7
3. Nikola Mirotic	9.6
4. Tyson Chandler	9.0
5. PJ Brown	8.8
Jamaal Magloire	8.8

#### Assists

1. Chris Paul	256
2. Rajon Rondo	110
3. Baron Davis	91
4. Jrue Holiday	70
5. David West	48

#### Average Assists

(minimum four games played)

1. Rajon Rondo	12.2
2. Chris Paul	11.1
3. Baron Davis	7.6
4. BRANDON INGRAM	6.2
5. Jrue Holiday	5.8

#### Steals

1. Chris Paul	47
2. Anthony Davis	23
3. David West	20
4. Baron Davis	18
5. Rajon Rondo	13

#### Turnovers

1. Chris Paul	68
2. David West	42
3. Anthony Davis	36
4. Baron Davis	34
5. Rajon Rondo	33

#### Blocked Shots

1. Anthony Davis	33
2. David West	29
3. Tyson Chandler	21
4. PJ Brown	14
5. Jamaal Magloire	13



**OPPONENTS**



# OPPONENTS

## 2023-24 Pelicans vs. Hawks

Nov. 4 ..... vs. Atlanta  
 Mar. 10 ..... at Atlanta



## 2022-23 vs. Hawks (1-1)

Nov. 5 at Atlanta L 121-124 (OT)  
 Feb. 7 vs. Atlanta W 116-107

### Directory

Principal Owner & Chair of the Board of Directors/NBA Governor .... Tony Ressler  
 CEO ..... Steve Koonin  
 General Manager ..... Landry Fields  
 Assistant General Manager ..... Kyle Korver  
 Vice President, Team Operations ..... Dan Martinez  
 Vice President, Player Personnel ..... Dotun Akinwale  
 Vice President, Basketball Operations ..... Grant Liffmann  
 Vice President, Basketball Strategy and Analytics ..... Dwight Lutz  
 Head Coach ..... Quin Snyder  
 Assistant Coaches ..... Bryan Bailey, Mike Brey, Brittini Donaldson, Steve Klei  
 Igor Kokoskov, Antonio Lang, Sanjay Lumpkin, Ronald Nored,  
 Ryan Schmidt, Ekpe Udoh, Jeff Watkinson  
 Director of Integrative Health ..... Ray Chow  
 Director of Athletic Training ..... Scottie Parker  
 Head Strength & Conditioning Coach ..... Paddy Hogben  
 Executive Vice President & Chief Communications Officer ..... Garin Narain  
 Vice President, Basketball Communications ..... Jon Steinberg  
 Senior Manager, Basketball Communications ..... Billy Hartman

### General Information

Division ..... Southeast  
 Phone ..... (404) 878-3800  
 Address ..... Centennial Tower, 101 Marietta Street, Suite 1900, Atlanta, GA 30303  
 Home Court ..... State Farm Arena (17,044 opened 1999)  
 Radio ..... 92.9 FM The Game – Steve Holman, Mike Conti  
 TV ..... Bally Sports Southeast – Bob Rathbun, Dominique Wilkins, Tabitha Turner

### New Orleans vs. Atlanta Franchise Series Notes

Overall Record: 21-22 (.488) Home Record: 13-9 (.591) Road Record: 8-13 (.381)  
 Current Streak: Won 1 Home: Won 1 Road: Lost 1  
 New Orleans Biggest Win ..... 41 (100-59 at Atlanta on Jan. 21, 2011)  
 New Orleans Biggest Loss ..... 23 (98-121 at Atlanta on Nov. 14, 2009)  
 New Orleans Last Win At Home ..... 116-107 on Feb. 7, 2023  
 New Orleans Last Loss At Home ..... 99-102 on Oct. 27, 2021  
 New Orleans Last Win On The Road ..... 117-112 on Mar. 20, 2022  
 New Orleans Last Loss On The Road ..... 121-124 (OT) on Nov. 5, 2022

## 2023-24 Pelicans vs. Celtics

Jan. 29 ..... at Boston  
 Mar. 30 ..... vs. Boston



## 2022-23 vs. Celtics (0-2)

Nov. 18 vs. Boston L 109-117  
 Jan. 11 at Boston L 114-125

### Directory

Managing Partner, Governor & Chief Executive Officer ..... Wyc Grousbeck  
 President ..... Rich Gotham  
 President of Basketball Operations ..... Brad Stevens  
 Head Coach ..... Joe Mazzulla  
 Assistant Coaches ..... Charles Lee, Sam Cassell, Tony Dobbins,  
 Amile Jefferson, Matt Reynolds, D.J. MacLeay  
 Head Athletic Trainer ..... Patrick Chasse  
 Senior VP of Communications ..... Christian Megliola  
 VP, Media Services/Alumni Relations ..... Jeff Twiss  
 VP, Communications ..... Taylor Kielpinski-Rogers  
 Director, Basketball Communications ..... Brian Olive  
 Manager, Basketball Communications ..... Heather Ward  
 Coordinator, Communications ..... Caroline Weber

### General Information

Division ..... Atlantic  
 Phone ..... (617) 854-8000  
 Address ..... 100 Causeway Street, Suite 1210 Boston, MA 02114  
 Home Court ..... TD Garden (19,156, opened 1995)  
 Radio ..... 98.5 The Sports Hub – Sean Grande, Cedric Maxwell  
 Cable TV ..... NBC Sports Boston – Mike Gorman, Brian Scalabrine,  
 Drew Carter, Abby Chin

### New Orleans vs. Boston Franchise Series Notes

Overall Record: 21-24 (.467) Home Record: 13-10 (.565) Road Record: 8-14 (.363)  
 Current Streak: Lost 4 Home: Lost 2 Road: Lost 2  
 New Orleans Biggest Win ..... 19  
 (Twice; most recent: 108-89 at New Orleans on Mar. 18, 2018)  
 New Orleans Biggest Loss ..... 35 (105-140 at Boston on Jan. 11, 2020)  
 New Orleans Last Win At Home ..... 120-115 (OT) on Feb. 21, 2021  
 New Orleans Last Loss At Home ..... 109-117 on Nov. 18, 2022  
 New Orleans Last Win On The Road ..... 115-109 on Mar. 29, 2021  
 New Orleans Last Loss On The Road ..... 114-125 on Jan. 11, 2023

# OPPONENTS

## 2023-24 Pelicans vs. Nets

Jan. 2 .....vs. Brooklyn  
 Mar. 19 .....at Brooklyn



**BROOKLYN**

## 2022-23 vs. Nets (1-1)

Oct. 19 at Brooklyn W 130-108  
 Jan. 6 vs. Brooklyn L 102-108

### Directory

Governor ..... Joe Tsai  
 Vice Chairman, BSE Global ..... Clara Wu Tsai  
 Alternate Governor ..... Oliver Weisberg  
 Alternative Governor & CEO ..... Sam Zussman  
 Alternate Governor & General Manager ..... Sean Marks  
 Assistant General Managers ..... Jeff Peterson, Andy Birdsong  
 Head Coach ..... Jacque Vaughn  
 Assistant Coaches ..... Kevin Ollie, Will Weaver, Trevor Hendry,  
 Ryan Foreham-Kelly, Ronnie Burrell, Jay Hernandez  
 Assistant Coach/Director of Player Development ..... Adam Caporn  
 Assistant Coach/Player Development ..... Corey Vinson  
 Director of Sport Science ..... Dan Mehan  
 Director of Sports Medicine ..... Les Gelis  
 Head Athletic Trainer/Physical Therapist ..... Jonathan Filipe  
 Director of Performance Rehabilitation ..... Stefania Rizzo  
 Head Strength & Conditioning Coach ..... Dave Regan  
 Physical Performance Coach ..... Chris Miller  
 Senior Director of Public Relations ..... Aaron Harris  
 Director of Public Relations ..... Eli Pearlstein  
 Senior Manager of Public Relations ..... Megan Walsh  
 Coordinator of Public Relations ..... Daniel Loftus

### General Information

Division ..... Atlantic  
 Phone ..... (718) 933-3000  
 Address ..... 168 39th Street, 7th Floor, Brooklyn, NY 11232  
 Home Court ..... Barclays Center (17,732, opened 2012)  
 Radio ..... WFAN (660 AM/101.9 FM) – Chris Carrino, Tim Capstraw  
 Cable TV ..... YES Network – Ian Eagle, Ryan Ruocco, Noah Eagle,  
 Sarah Kustok, Richard Jefferson, Meghan Triplett

### New Orleans vs. Brooklyn Franchise Series Notes

Overall Record: 21-23 (.477) Home Record: 10-11 (.476) Road Record: 11-12 (.478)  
 Current Streak: Lost 1 Home: Lost 4 Road: Won 1  
 New Orleans Biggest Win ..... 22 (130-108 at Brooklyn on Oct. 19, 2022)  
 New Orleans Biggest Loss ..... 29 (114-143 at New Orleans on Jan. 20, 2017)  
 New Orleans Last Win At Home ..... 117-115 on Oct. 26, 2018  
 New Orleans Last Loss At Home ..... 102-106 on Jan. 6, 2023  
 New Orleans Last Win On The Road ..... 130-108 on Oct. 19, 2022  
 New Orleans Last Loss On The Road ..... 105-120 on Jan. 15, 2022

## 2023-24 Pelicans vs. Hornets

Dec. 15 .....at Charlotte  
 Jan. 17 .....vs. Charlotte



## 2022-23 vs. Hornets (2-0)

Oct. 21 at Charlotte W 124-112  
 Mar. 23 vs. Charlotte W 115-96

### Directory

Chairman ..... Michael Jordan  
 Managing Partner ..... Curtis Polk  
 President, Vice Chairman & Alternate Governor ..... Fred Whitfield  
 EVP and COO ..... James Jordan  
 President of Basketball Operations & General Manager ..... Mitch Kupchak  
 SVP of Basketball Operations & Assistant GM ..... Buzz Peterson  
 Vice President of Player Personnel ..... Larry Jordan  
 Assistant General Manager ..... David Duquette  
 Head Coach ..... Steve Clifford  
 Assistant Coaches ..... Tyrone Corbin, Bob Beyer, Marlon Garnett, Mike Wells,  
 Rex Walters, Nick Friedman, Norman Richardson, Bruce Kreuzer  
 Director of Health Care & Sports Performance ..... Joe Sharpe  
 Associate Head Athletic Trainer ..... Quinton Sawyer  
 Chief Communications Officer ..... Mike Cristaldi  
 Sr. Director of Basketball Communications ..... Brian Travis  
 Manager of Basketball Communications ..... McKayla Hernandez  
 Sr. Basketball Communications Coordinator ..... Jack Brandsgard

### General Information

Division ..... Southeast  
 Phone ..... (704) 688-8600  
 Address ..... 333 E. Trade St., Charlotte, NC 28202  
 Home Court ..... Spectrum Center (19,077, opened 2005)  
 Radio ..... WFNZ 92.7 FM – Sam Farber  
 TV ..... Bally Sports Southeast – Eric Collins, Dell Curry, Ashley ShahAhmadi

### New Orleans vs. Charlotte Franchise Series Notes

Overall Record: 25-12 (.676) Home Record: 13-5 (.722) Road Record: 12-7 (.632)  
 Current Streak: Won 2 Home: Won 1 Road: Won 1  
 New Orleans Biggest Win ..... 28 (112-84 at New Orleans on Jan. 18, 2008)  
 New Orleans Biggest Loss ..... 22 (120-142 at New Orleans on Mar. 11, 2022)  
 New Orleans Last Win At Home ..... 115-96 on Mar. 23, 2023  
 New Orleans Last Loss At Home ..... 120-142 on Mar. 11, 2022  
 New Orleans Last Win On The Road ..... 124-112 on Oct. 21, 2022  
 New Orleans Last Loss On The Road ..... 105-106 on Mar. 21, 2022



# OPPONENTS

## CHICAGO BULLS



### 2023-24 Pelicans vs. Bulls

Dec. 2 .....at Chicago  
Feb. 25..... vs. Chicago

### 2022-23 vs. Bulls (2-0)

Nov. 9 at Chicago W 115-111  
Nov. 16 vs. Chicago W 124-110

### Directory

Chairman/Alternate NBA Governor..... Jerry Reinsdorf  
President & Chief Operating Officer/NBA Governor..... Michael Reinsdorf  
Executive Vice President-Basketball Operations..... Arturas Karnisovas  
Chief Operating Officer..... Ram Padmanabhan  
General Manager..... Marc Eversley  
Head Coach..... Billy Donovan  
Assistant Coaches..... Maurice Cheeks, Chris Fleming, Josh Longstaff,  
John Bryant, Damian Cotter, Billy Schmidt  
Director of Player Development..... Peter Patton  
Player Development Specialist..... Martin Rancik  
Player Development Coordinators..... Ty Abbott, Jordan Ash  
..... Austin Dufault, Logan Power, Peter Crawford  
Assistant General Managers..... Pat Connelly, JJ Polk  
Vice President of Basketball Strategy & Analytics..... Steve Weinman  
Director, Player Personnel..... Brian Hagen  
Video Coordinators..... Alex Reilly, Isaiah Price  
Player Development Associate..... Nico Hobbs  
Head Equipment Manager & Team Services..... Steve Pankow  
Director of Performance Health..... Chip Schaefer  
Head Athletic Trainer..... Todd Campbell  
Head Strength & Conditioning Coach..... Geoff Puls  
Assistant Strength & Conditioning Coach..... Matthew Comer  
Physical Therapist..... Michael Orr

Massage Therapist..... Jake Bronowski  
Vice President of Communications..... Patrick Sandusky  
Director of Basketball Communications..... Beth Esler  
Senior Manager of Basketball Communications..... Josh Schur

### General Information

Division..... Central  
Phone..... (312) 455-4000  
Address..... 1901 West Madison Street, Chicago, IL 60612  
Home Court..... United Center (20,917, opened 1994)  
Radio..... WSCR (670 AM) – Chuck Swirsky, Bill Wennington  
Spanish Radio..... WRTO (1200 AM) – Miguel Esparza, Elio Benitez  
TV..... NBC Sports Chicago – Adam Amin, Stacey King

### New Orleans vs. Chicago Franchise Series Notes

Overall Record: 21-25 (.457) Home Record: 11-12 (.478) Road Record: 10-13 (.435)  
Current Streak: Won 3 Home: Won 2 Road: Won 1  
New Orleans Biggest Win..... 25 (115-90 at Chicago on Dec. 3, 2002)  
New Orleans Biggest Loss..... 35 (72-107 at New Orleans on Feb. 7, 2015)  
New Orleans Last Win At Home..... 124-110 on Nov. 16, 2022  
New Orleans Last Loss At Home..... 124-128 on Mar. 3, 2021  
New Orleans Last Win On The Road..... 115-111 on Nov. 9, 2022  
New Orleans Last Loss On The Road..... 112-128 on Oct. 22, 2021

### 2023-24 Pelicans vs. Cavaliers

Dec. 21 .....at Cleveland  
Mar. 13 ..... vs. Cleveland



### 2022-23 vs. Cavaliers (0-2)

Jan. 16 at Cleveland L 103-113  
Feb. 10 vs. Cleveland L 107-118

### Directory

Chairman..... Dan Gilbert  
President of Basketball Operations..... Kobay Altman  
Head Coach..... J.B. Bickerstaff  
Associate Head Coach..... Greg Buckner  
Assistant Coaches..... Luke Walton, J.J. Outlaw, Sidney Lowe,  
..... Dan Geriot, Nate Reinking  
Senior Director, Player Health/Head Athletic Trainer..... Steve Spiro  
VP, Basketball Communications..... B.J. Evans  
Basketball Communications Sr. Manager..... Cherome Owens  
Basketball Communications Manager..... Sam Coombs  
Basketball Communications Assistant..... Devynne Booker

### General Information

Division..... Central  
Phone..... (216) 420-2000  
Address..... One Center Court, Cleveland, OH 44115-4001  
Home Court..... Rocket Mortgage FieldHouse (19,432 opened 1994)  
Radio..... WTAM (1100 AM) – Tim Alcorn, Jim Chones, Mike Snyder, Brad Sellers  
Spanish Radio..... WINZN (89.1 FM) – Rafael Hernández Brito  
Cable TV..... Bally Sports Ohio – John Michael, Austin Carr,  
..... Brad Daugherty, Serena Winters

### New Orleans vs. Cleveland Franchise Series Notes

Overall Record: 25-20 (.556) Home Record: 17-5 (.772) Road Record: 8-15 (.347)  
Current Streak: Lost 3 Home: Lost 1 Road: Lost 2  
New Orleans Biggest Win..... 35 (133-98 at Cleveland on Jan. 5, 2019)  
New Orleans Biggest Loss..... 22 (87-109 at Cleveland on Nov. 2, 2005)  
New Orleans Last Win At Home..... 108-104 on Dec. 28, 2021  
New Orleans Last Loss At Home..... 107-118 on Feb. 10, 2023  
New Orleans Last Win On The Road..... 116-109 on Apr. 11, 2021  
New Orleans Last Loss On The Road..... 103-113 on Jan. 16, 2023

# OPPONENTS

## 2023-24 Pelicans vs. Mavericks

Nov. 12.....	vs. Dallas
Nov. 14.....	vs. Dallas
Jan. 13.....	at Dallas
Jan. 15.....	at Dallas



## 2022-23 vs. Mavericks (2-2)

Oct. 25	vs. Dallas	W	113-111
Jan. 7	at Dallas	L	117-127
Feb. 2	at Dallas	L	106-111
Mar. 8	vs. Dallas	W	113-106

## Directory

Governor.....	Mark Cuban
CEO.....	Cynt Marshall
President of Basketball Operations/General Manager.....	Nico Harrison
Head Coach.....	Jason Kidd
Assistant Coaches.....	Sean Sweeney, Jared Dudley, Alex Jensen, Eric Hughes, Darrell Armstrong, Josh Brogamer, Marko Milic, God Shammgod, Keith Veney
Head Athletic Trainer.....	Dionne Calhoun
Director of Basketball Communications.....	Alan Rakowski
Basketball Communications Manager.....	Kristen Deahl

## General Information

Division.....	Southwest
Phone.....	(214) 665-4660
Address.....	2500 Victory Avenue, Dallas, TX 75219
Home Court.....	American Airlines Center (19,200, opened 2001)
Radio.....	97.1 FM The Freak (KEGL) - Chuck Cooperstein, Brad Davis, Brian Dameris
Spanish Radio.....	Zona MX 99.1 (KFZ0) - Victor Villalba
TV.....	Bally Sports Southwest - Mark Followill, Derek Harper, Devin Harris, Jeff Wade

## New Orleans vs. Dallas Franchise Series Notes

Overall Record:	26-52 (.333)	Home Record:	19-20 (.487)	Road Record:	7-32 (.179)
Current Streak:	Won 1	Home:	Won 2	Road:	Lost 2
New Orleans Biggest Win.....	26 (132-106 at New Orleans on Dec. 5, 2018)				
New Orleans Biggest Loss.....	46 (84-130 at Dallas on Dec. 7, 2019)				
New Orleans Last Win At Home.....	113-106 on Mar. 8, 2023				
New Orleans Last Loss At Home.....	118-125 on Feb. 17, 2022				
New Orleans Last Win On The Road.....	107-91 on Dec. 3, 2021				
New Orleans Last Loss On The Road.....	106-111 on Feb. 2, 2022				

## 2023-24 Pelicans vs. Nuggets

Nov. 6.....	at Denver
Nov. 17.....	vs. Denver
Jan. 12.....	at Denver



## 2022-23 vs. Nuggets (2-2)

Dec. 4	vs. Denver	W	121-106
Jan. 24	vs. Denver	L	98-99
Jan. 31	at Denver	L	113-122
Mar. 30	at Denver	W	107-88

## Directory

Owner.....	E. Stanley Kroenke
President & Governor.....	Josh Kroenke
General Manager.....	Calvin Booth
Assistant General Manager.....	Tommy Balcetes
Vice President of Basketball Administration.....	Lisa Johnson
Vice President of Player Personnel.....	Jim Clibanoff
Director of Player Personnel.....	Scott Howard
Lead Scout.....	Herb Livsey
Sr. Analyst, Basketball Analytics.....	Layne Vashro
Director of Player Engagement.....	Wayne Watts
Basketball Operations Coordinator/Player Programs.....	Morgan Montgomery
Head Coach.....	Michael Malone
Assistant Coaches.....	David Adelman, Ryan Saunders, Popeye Jones, Ryan Bowen, Charles Klask, John Beckett, Elvis Valcarcel, Ognjen Stojakovic
Player Development Coach.....	Stephen Graham, Boniface N'Dong
Head Video Coordinator/Player Development.....	Connor Griffin
Vice President of Sports Medicine.....	Steve Short
Head Athletic Trainer.....	Dan Shimensky
Dir. of Performance/Head Strength & Conditioning Coach.....	Felipe Eichenberger
Equipment Manager.....	Sparky Gonzales
Vice President, Media Relations.....	Nick O'Hayre

Director, Media Relations.....	Cody Wise
Manager, Media Relations.....	Makalah Emanuel

## General Information

Division.....	Northwest
Phone.....	(303) 405-1100
Address.....	1000 Chopper Circle, Denver, CO 80204
Home Court.....	Ball Arena (19,520, opened 1999)
Radio.....	Altitude Radio Network 92.5 FM - Jason Kosmicki
Cable TV.....	Altitude Sports & Entertainment - Chris Marlowe, Scott Hastings, Chris Dempsey, Vic Lombardi, Katy Winge

## New Orleans vs. Denver Franchise Series Notes

Overall Record:	31-41 (.431)	Home Record:	16-20 (.444)	Road Record:	15-21 (.417)
Current Streak:	Won 1	Home:	Lost 1	Road:	Won 1
New Orleans Biggest Win.....	25 (115-90 at Denver on Mar. 26, 2017)				
New Orleans Biggest Loss.....	32 (114-146 at Denver on Nov. 17, 2017)				
New Orleans Last Win At Home.....	121-106 on Dec. 4, 2022				
New Orleans Last Loss At Home.....	98-99 on Jan. 24, 2023				
New Orleans Last Win On The Road.....	107-88 on Mar. 30, 2023				
New Orleans Last Loss On The Road.....	113-122 on Jan. 31, 2023				



# OPPONENTS

## 2023-24 Pelicans vs. Pistons

Nov. 2 ..... vs. Detroit  
Mar. 24..... at Detroit



## 2022-23 vs. Pistons (2-0)

Dec. 7 vs. Detroit W 104-98  
Jan. 13 at Detroit W 116-110

### Directory

Owner ..... Tom Gores  
Vice Chairman ..... Arn Tellem  
General Manager ..... Troy Weaver  
Associate General Manager ..... George David  
Assistant General Manager ..... Tony Leotti  
Head Coach ..... Monty Williams  
Assistant Coaches ..... Mark Bryant, Daniel Burke, Jarrett Jack  
Brian Randle, Stephen Scalzi, Stephen Silas  
Player Development Coach/Head Coach, Motor City Cruise ..... Jamelle McMillan  
Assistant/Player Development Coach ..... Spencer Rivers  
Senior Director, Medical ..... Sebastien Poirier  
Director of Athletic Training ..... Alex Garland  
Senior Director, Performance ..... Trent Salo  
Head Strength & Conditioning Coach ..... Jordan Sabourin  
Executive Vice President & Chief Communications Officer ..... Kevin Grigg  
Vice President, Public Relations ..... Cletus Lewis  
Director, Communications ..... Mike Horan  
Manager, Public Relations ..... Corey Moore  
Coordinator, Public Relations ..... Ben Bagley

### General Information

Division ..... Central  
Phone ..... (313) 747-8667  
Address ..... 6201 Second Avenue, Detroit, MI 48202  
Home Court ..... Little Caesars Arena (20,062, opened 2017)  
Cable TV ..... Bally Sports Detroit - George Blaha, Greg Kelsier  
Radio ..... 97.1 The Ticket - Broadcasters: Mark Champion, Rick Mahorn, George Blaha

### New Orleans vs. Detroit Franchise Series Notes

Overall Record: 28-17 (.622) Home Record: 15-7 (.682) Road Record: 13-10 (.565)  
Current Streak: Won 5 Home: Won 3 Road: Won 2  
New Orleans Biggest Win ..... 23 (109-86 at New Orleans on Mar. 1, 2017)  
New Orleans Biggest Loss ..... 24 (68-92 at Oklahoma City on Jan. 4, 2007)  
New Orleans Last Win At Home ..... 104-98 on Dec. 7, 2022  
New Orleans Last Loss At Home ..... 103-105 on Dec. 9, 2019  
New Orleans Last Win On The Road ..... 116-110 on Jan. 13, 2023  
New Orleans Last Loss On The Road ..... 112-123 on Feb. 14, 2021

## 2023-24 Pelicans vs. Warriors

Oct. 30 ..... vs. Golden State  
Jan. 10 ..... at Golden State  
Apr. 12 ..... at Golden State



## 2022-23 vs. Warriors (2-2)

Nov. 4 vs. Golden State W 114-105  
Nov. 21 vs. Golden State W 128-83  
Mar. 3 at Golden State L 99-108  
Mar. 28 at Golden State L 109-120

### Directory

Co-Executive Chairman & CEO ..... Joe Lacob  
Co-Executive Chairman ..... Peter Guber  
President & COO ..... Brandon Schneider  
General Manager ..... Mike Dunleavy Jr.  
Executive Vice President, Basketball Operations ..... Kirk Lacob  
Director of Player Personnel/Assistant General Manager ..... Larry Harris  
Head Coach ..... Steve Kerr  
Assistant Coaches ..... Ron Adams, Kenny Atkinson, Chris DeMarco,  
Bruce Fraser, Dejan Milojevic, Kris Weems  
VP, Player Health and Performance ..... Dr. Rick Celebrini  
Director, Medical Services ..... Drew Yoder  
Sr. Vice President, Communications ..... Raymond Ridder  
Sr. Director, Public Relations ..... Brett Winkler  
Director, Basketball Communications ..... Michael Ravina  
Director, Publications & Statistical Information ..... Darryl Arata  
Manager, Public Relations ..... Cole Lawrence

### General Information

Division ..... Pacific  
Phone ..... (415) 388-0100  
Address ..... 1 Warriors Way, San Francisco, CA 94158  
Home Court ..... Chase Center (18,064, opened 2019)  
Radio ..... KGMZ-FM (95.7 The Game) - Tim Royle, Jim Barnett  
Cable TV ..... NBC Sports Bay Area - Bob Fitzgerald, Kelena Azubuike

### New Orleans vs. Golden State Franchise Series Notes

Overall Record: 26-45 (.366) Home Record: 16-19 (.457) Road Record: 10-26 (.278)  
Current Streak: Lost 2 Home: Won 2 Road: Lost 4  
New Orleans Biggest Win ..... 45 (128-83 at New Orleans on Nov. 21, 2022)  
New Orleans Biggest Loss ..... 41 (85-126 at Golden State on Nov. 5, 2021)  
New Orleans Last Win At Home ..... 128-83 on Nov. 21, 2022  
New Orleans Last Loss At Home ..... 107-128 on Apr. 10, 2022  
New Orleans Last Win On The Road ..... 115-101 on Feb. 23, 2020  
New Orleans Last Loss On The Road ..... 109-120 on Mar. 28, 2023

# OPPONENTS

## 2023-24 Pelicans vs. Rockets

Nov. 10.....	at Houston
Dec. 23.....	vs. Houston
Jan. 31.....	at Houston
Feb. 22.....	vs. Houston



## 2022-23 vs. Rockets (3-1)

Nov. 12	vs. Houston	W	119-106
Jan. 4	vs. Houston	W	119-108
Mar. 17	at Houston	L	112-114
Mar. 19	at Houston	W	117-107

## Directory

Owner.....	Tilman J. Fertitta
President of Business Operations.....	Gretchen Sheirr
General Manager.....	Rafael Stone
Head Coach.....	Ime Udoka
Assistant Coaches.....	Ben Sullivan, Royal Ivey, Garrett Jackson, Tiago Splitter, Cam Hodges, Mike Moser
Senior VP of Basketball Operations.....	Keith Jones
Head Athletic Trainer/Dir. of Athlete Care & Science.....	Jason Biles
Vice President, Media & Player Relations.....	Tracey Hughes
Senior Manager, Media Relations.....	Sean McCloskey
Media Relations Manager.....	David Wolf
Senior Media Relations Coordinator.....	Tomorrow Huff

## General Information

Division.....	Southwest
Phone.....	(713) 758-7200
Address.....	1510 Polk Street, Houston, TX 77002
Home Court.....	Toyota Center (19,000, opened 2003)
Radio.....	KBME (SportsTalk 790 AM); NewsRadio 740
.....	(KEYH 850 AM; KNTE 101.7 FM) – Matt Thomas
Spanish Radio.....	La Ranchera (TUDN 1010 AM) – Adrian Chavarria
TV.....	AT&T SportsNet – Craig Ackerman, Cayleigh Griffin

## New Orleans vs. Houston Franchise Series Notes

Overall Record:	36-42 (.462)	Home Record:	22-17 (.564)	Road Record:	14-25 (.359)
Current Streak:	Won 1	Home:	Won 5	Road:	Lost 1
New Orleans Biggest Win.....	29 (130-101 at New Orleans on Feb. 9, 2021)				
New Orleans Biggest Loss.....	30 (99-129 at New Orleans on Feb. 23, 2017)				
New Orleans Last Win At Home.....	119-108 on Jan. 4, 2023				
New Orleans Last Loss At Home.....	112-126 on Jan. 30, 2021				
New Orleans Last Win On The Road.....	117-107 on Mar. 19, 2023				
New Orleans Last Loss On The Road.....	112-114 on Mar. 17, 2023				

## 2023-24 Pelicans vs. Pacers

Feb. 28.....	at Indiana
Mar. 1.....	vs. Indiana



## 2022-23 vs. Pacers (1-1)

Nov. 7	at Indiana	L	122-129
Dec. 26	vs. Indiana	W	113-93

## Directory

Chairman, CEO and NBA Governor.....	Herbert Simon
Vice Chairman & Alternate NBA Governor.....	Steve Simon
Vice Chairman.....	Jim Morris
President of Basketball Operations.....	Kevin Pritchard
President/Chief Operating Officer.....	Rick Fuson
General Manager.....	Chad Buchanan
Assistant General Manager.....	Kelly Krauskopf
Vice President of Basketball Operations.....	Ted Wu
Head Coach.....	Rick Carlisle
Assistant Coaches.....	Lloyd Pierce, Mike Weinar, Jenny Boucek, Jim Boylen
Assistant Coaches, Player Development.....	Maurice Baker, Jannero Pargo, Isaac Yacob
Senior Director of Medical Operations/Head Athletic Trainer.....	Josh Corbeil
Associate Head Athletic Trainer/Physical Therapist.....	Carl Eaton
Director of Performance and Sports Science.....	Phil Analogue
Physical Therapist/Assistant Athletic Trainer.....	Patrick Gilbert
VP of Basketball Communications & Media Relations.....	Michael Preston
Senior Director of Basketball Communications.....	Krissy Myers
Senior Manager of Basketball Communications.....	Wes Kaminski

## General Information

Division.....	Central
Phone.....	(317) 917-2500
Address.....	125 S. Pennsylvania Street, Indianapolis, IN 46204
Home Court.....	Gainbridge Fieldhouse (18,000, opened 1999)
Radio.....	1070 The Fan/93.5 FM – Mark Boyle
TV.....	Bally Sports Indiana – Quinn Buckner, Chris Denari, Jeremiah Johnson, Eddie Gill

## New Orleans vs. Indiana Franchise Series Notes

Overall Record:	19-27 (.413)	Home Record:	10-13 (.435)	Road Record:	9-14 (.391)
Current Streak:	Won 1	Home:	Won 2	Road:	Lost 2
New Orleans Biggest Win.....	22 (120-98 at New Orleans on Dec. 28, 2019)				
New Orleans Biggest Loss.....	22 (75-97 at Indiana on Feb. 21, 2006)				
New Orleans Last Win At Home.....	113-93 on Dec. 26, 2022				
New Orleans Last Loss At Home.....	116-118 (OT) on Feb. 5, 2021				
New Orleans Last Win On The Road.....	114-113 on Jan. 5, 2021				
New Orleans Last Loss On The Road.....	112-129 on Nov. 7, 2022				



# OPPONENTS

## 2023-24 Pelicans vs. Clippers

Nov. 24	..... at LA Clippers
Jan. 5	..... vs. LA Clippers
Feb. 7	..... at LA Clippers
Mar. 15	..... vs. LA Clippers



## 2022-23 vs. Clippers (3-0)

Oct. 30	at LA Clippers	W	112-91
Mar. 25	at LA Clippers	W	131-110
Apr. 1	vs. LA Clippers	W	122-114

## Directory

Owner	..... Steve Ballmer
President of Basketball Operations	..... Lawrence Frank
Head Coach	..... Tyrone Lue
General Manager	..... Trent Redden
Senior Vice President/Assistant General Manager	..... Mark Hughes
Associate Head Coach	..... Daniel Craig
Assistant Coaches	..... Jeremy Castleberry, Larry Drew, Shaun Fein, Dahntay Jones, Jay Larranaga, Brendan O'Connor, Brian Shaw
Player Development Coaches	..... Carlos Dotson, Wesley Johnson
Player Development/Video Coach	..... Cookie Belcher
Chairman of Performance, Health & Wellness	..... Dr. John Meyer
Vice President of Medical	..... Maggie Bryant
Senior Performance Physical Therapist	..... Jesse Phillips
Director, Applied Sport Science and Performance Research	..... Adam Virgile
Head Strength & Conditioning Coach	..... Daniel Shapiro
Director of Basketball Communications	..... Dennis Rogers
Basketball Communications Manager	..... Curtis Jackson
Basketball Communications Manager	..... Cooper Dzierzanowski

## General Information

Division	..... Pacific
Phone	..... (310) 862-6000
Address	..... 6951 S. Centinela Ave., Playa Vista, CA 90094
Home Court	..... STAPLES Center (19,060, opened 1999)
Television	..... KTLA/SoCal - Brian Sieman
Radio	..... AM 570, L.A. Sports - Noah Eagle
Spanish Radio	..... ESPN Deportes (1330 AM) - Armando Garcia

## New Orleans vs. LA Clippers Franchise Series Notes

Overall Record:	40-31 (.563)	Home Record:	25-11 (.694)	Road Record:	15-20 (.429)
Current Streak:	Won 3	Home:	Won 5	Road:	Won 2
New Orleans Biggest Win	..... 28 (112-84 at Los Angeles on Nov. 9, 2009)				
New Orleans Biggest Loss	..... 32 (76-108 at Los Angeles on Mar. 1, 2014)				
New Orleans Last Win At Home	..... 122-114 on Apr. 1, 2023				
New Orleans Last Loss At Home	..... 130-133 on Jan. 18, 2020				
New Orleans Last Win On The Road	..... 131-110 on Mar. 25, 2023				
New Orleans Last Loss On The Road	..... 100-119 on Apr. 3, 2022				

## 2023-24 Pelicans vs. Lakers

Dec. 31	..... vs. L.A. Lakers
Feb. 9	..... at L.A. Lakers
Apr. 14	..... vs. L.A. Lakers



## 2022-23 vs. Lakers (1-3)

Nov. 2	at L.A. Lakers	L	117-120 (OT)
Feb. 4	vs. L.A. Lakers	W	131-126
Feb. 15	at L.A. Lakers	L	102-120
Mar. 14	vs. L.A. Lakers	L	108-123

## Directory

Governor	..... Jeanie Buss
President, Business Operations	..... Tim Harris
VP, Basketball Operations & General Manager	..... Rob Pelinka
Head Coach	..... Darvin Ham
Associate Coaches	..... Christopher Jent, Phil Handy, Jordan Ott, JD Dubois, Schuyler Rimmer, Zach Peterson, DeMarre Carroll
Head Athletic Trainer	..... Roger Sancho
Head Strength & Conditioning	..... Ed Streit
Equipment Manager	..... Brian Cuatt
Director, Media Relations	..... Mitch Heckart
Associate Director, Media Relations	..... Ta'Nisha Cooper
Manager, Media Relations	..... Noah Camarena
Coordinator, Media Relations	..... Christopher McGean
Assistant, Media Relations	..... Matt Flee

## General Information

Division	..... Pacific
Phone	..... (310) 426-6000
Address	..... 2275 E. Mariposa Avenue, El Segundo, CA 90245
Home Court	..... Crypto.com Arena (18,910, opened 1999)
Radio	..... ESPNLA Radio 710 AM - John Ireland, Mychal Thompson
Spanish Radio	..... 1330 KWKW 1330 AM - Samuel Jacobo, Pepe Mantilla,
TV	..... Spectrum SportsNet - Bill MacDonald, Stu Lantz, Mike Trudell

## New Orleans vs. LA Lakers Franchise Series Notes

Overall Record:	27-44 (.380)	Home Record:	16-20 (.444)	Road Record:	11-24 (.314)
Current Streak:	Lost 2	Home:	Lost 1	Road:	Lost 2
New Orleans Biggest Win	..... 28 (123-95 at Los Angeles on Feb. 27, 2022)				
New Orleans Biggest Loss	..... 29 (80-109 at New Orleans on Jan. 9, 2008)				
New Orleans Last Win At Home	..... 131-126 on Feb. 4, 2023				
New Orleans Last Loss At Home	..... 108-123 on Mar. 14, 2023				
New Orleans Last Win On The Road	..... 114-111 on Apr. 1, 2022				
New Orleans Last Loss On The Road	..... 102-120 on Feb. 15, 2023				

# OPPONENTS

## 2023-24 Pelicans vs. Grizzlies

Oct. 25	.....at Memphis
Dec. 19	.....vs. Memphis
Dec. 26	.....vs. Memphis
Feb. 12	.....at Memphis



**MEMPHIS  
GRIZZLIES**

## 2022-23 vs. Grizzlies (2-2)

Nov. 15	vs. Memphis	W	113-102
Nov. 25	at Memphis	L	111-132
Dec. 31	at Memphis	L	101-116
Apr. 5	vs. Memphis	W	138-131 (OT)

## Directory

Chairman and Controlling Owner	.....Robert Pera
President	.....Jason Wexler
EVP of Basketball Operations & General Manager	.....Zachary Z. Kleiman
Vice President of Basketball Affairs	.....Tayshawn Prince
Vice President of Basketball Strategy	.....Rich Cho
Vice President of Team Operations & Player Programs	.....Chantal Hassard
Director of Player Personnel	.....Chris Makris
Senior Advisor	.....Glen Grunwald
Head Coach	.....Taylor Jenkins
Assistant Coaches	.....Anthony Carter, Blake Ahearn, Brad Jones, .....James Penn, Patrick St. Andrews, Sonia Raman, Vitaly Potapenko
Head of Sports Medicine	.....Eric Oetter
VP of Communications & Basketball Information Strategy	.....Laura Ehret
Director, Communications & Publications	.....Ross Wooden
Director, Communications	.....Shantonie Derrick
Coordinator, Communications & Publications	.....Kaki Gieber
Coordinator, Communications & Publications	.....Brandon Abraham

## General Information

Division	.....Southwest
Phone	.....(901) 205-1234
Address	.....191 Beale Street, Memphis TN 38103
Home Court	.....FedEx Forum (18,119, opened 2004)
Radio	.....ESPN 92.9 FM/680 AM – Eric Hasseltine, Elliot Perry, Michael Wallace
TV	.....Bally Sports Southeast – Pete Pranic, Brevin Knight, Rob Fischer, Chris Vernon

## New Orleans vs. Memphis Franchise Series Notes

Overall Record: 42-36 (.538)	Home Record: 27-12 (.692)	Road Record: 15-24 (.385)
Current Streak: Won 1	Home: Won 2	Road: Lost 5
New Orleans Biggest Win	.....31 (144-113 at Memphis on Feb. 16, 2021)	
New Orleans Biggest Loss	.....36 (74-110 at Memphis on Apr. 8, 2015)	
New Orleans Last Win At Home	.....138-131 (OT) on Apr. 5, 2023	
New Orleans Last Loss At Home	.....109-121 on Feb. 15, 2022	
New Orleans Last Win On The Road	.....144-113 on Feb. 16, 2021	
New Orleans Last Loss On The Road	.....101-116 on Dec. 31, 2022	

## 2023-24 Pelicans vs. Heat

Feb. 23	.....vs. Miami
Mar. 22	.....at Miami



## 2022-23 vs. Heat (0-2)

Jan. 18	vs. Miami	L	98-124
Jan. 22	at Miami	L	96-100

## Directory

Managing General Partner	.....Micky Arison
Chief Executive Officer	.....Nick Arison
President	.....Pat Riley
Executive VP, Basketball Operations/General Manager	.....Andy Elisburg
Vice President, Sports Media Relations	.....Tim Donovan
Vice President, Player Programs	.....Alonzo Mourning
Vice President, Basketball Operations/Asst. General Manager	.....Adam Simon
Vice President, Team Security	.....David Holcombe
Head Coach	.....Erik Spoelstra
Assistant Coaches	.....Chris Quinn, Malik Allen, Caron Butler, .....Octavio De La Grana, Eric Glass
Assistant/Player Development Coaches	.....Rob Fodor
Shooting/Player Development Coach	.....Dan Bisaccio, Remy Ndiaye
Player Development Coaches	.....Wayne Ellington
Director of NBA Scouting/Advance Scout	.....Chad Kammerer
Director of Basketball Administration	.....Scott Gurka
Head Athletic Trainer	.....Wes Brown
Senior Director of Rehabilitation	.....Jeff Ruiz
Director of Team Operations	.....Rob Pimental
Senior Director of Sports Media Relations	.....Rob Wilson
Director of Sports Media Relations	.....Michael Lissack

Assistant Director of Sports Media Relations	.....Nick Maiorana
Sports Media Relations/Basketball Operations Assistant	.....Maddox Burnett

## General Information

Division	.....Southeast
Phone	.....(786) 777-1000
Address	.....601 Biscayne Boulevard, Miami, FL 33152
Home Court	.....Kaseya Center (19,600, opened 1999)
Radio	.....The Ticket (790 AM/104.3 FM) Ruth Riley Hunter, Ron Rothstein
Spanish Radio	.....WAQI (710 AM) – José Pañeda, Joe Pujala
Cable TV	.....Bally Sun Sports – Eric Reid, John Crotty, Jason Jackson

## New Orleans vs. Miami Franchise Series Notes

Overall Record: 20-25 (.444)	Home Record: 14-8 (.636)	Road Record: 6-17 (.261)
Current Streak: Lost 6	Home: Lost 3	Road: Lost 5
New Orleans Biggest Win	.....29 (106-77 at Miami on Apr. 2, 2008)	
New Orleans Biggest Loss	.....29 (68-97 at Miami on Jan. 23, 2005)	
New Orleans Last Win At Home	.....110-104 on Mar. 6, 2020	
New Orleans Last Loss At Home	.....98-124 on Jan. 18, 2023	
New Orleans Last Win On The Road	.....109-94 on Dec. 23, 2017	
New Orleans Last Loss On The Road	.....96-100 on Jan. 22, 2023	



# OPPONENTS

## 2023-24 Pelicans vs. Bucks

Jan. 27 .....at Milwaukee  
 Mar. 28.....vs. Milwaukee



## 2022-23 vs. Bucks (0-2)

Dec. 19 vs. Milwaukee L 119-128  
 Jan. 29 at Milwaukee L 110-135

### Directory

Owners.....Wes Edens, Marc Lasry, Jamie Dinan, and Mike Fascitelli  
 President.....Peter Feigin  
 General Manager.....Jon Horst  
 Assistant General Manager.....Mill Newton  
 Head Coach.....Adrian Griffin  
 Assistant Coaches.....Terry Stotts, Joe Prunty, Patrick Mutombo, DJ Bakker,  
 Nate Mitchell, Vin Baker, Josh Oppenheimer, Sidney Dobner  
 Head Athletic Trainer.....Scott Faust  
 Chief Communications Officer.....Barry Baum  
 Vice President of Communications.....Dan Smyczek  
 Communications Manager.....Eric Kohlbeck  
 Communications Coordinator.....Kate Reed

### General Information

Division.....Central  
 Phone.....(414) 227-0500  
 Address.....1543 N. 2nd Street, 6th Floor, Milwaukee, WI 53212  
 Home Court.....Fiserv Forum (17,500, opened 2018)  
 Radio.....WTMJ 620 AM, 103.3 FM – Ted Davis, Dennis Krause  
 TV.....FOX Sports Wisconsin – Jim Paschke, Marques Johnson,  
 Steve Novak, Katie George

### New Orleans vs. Milwaukee Franchise Series Notes

Overall Record: 28-17 (.622) Home Record: 17-5 (.773) Road Record: 11-12 (.478)  
 Current Streak: Lost 3 Home: Lost 1 Road: Lost 5  
 New Orleans Biggest Win.....21 (102-81 at New Orleans on Dec. 3, 2012)  
 New Orleans Biggest Loss.....25 (110-135 at Milwaukee on Jan. 29, 2023)  
 New Orleans Last Win At Home.....116-112 (OT) on Dec. 17, 2021  
 New Orleans Last Loss At Home.....119-128 on Dec. 19, 2022  
 New Orleans Last Win On The Road.....123-121 (OT) on Feb. 25, 2018  
 New Orleans Last Loss On The Road.....110-135 on Jan. 29, 2023

## 2023-24 Pelicans vs. Timberwolves

Nov. 8.....at Minnesota  
 Nov. 18.....vs. Minnesota  
 Dec. 11.....vs. Minnesota  
 Jan. 3.....at Minnesota



## 2022-23 vs. Timberwolves (1-2)

Dec. 28 vs. Minnesota W 119-118  
 Jan. 25 vs. Minnesota L 102-111  
 Apr. 9 at Minnesota L 108-113

### Directory

Owner.....Glen Taylor  
 Chief Executive Officer.....Ethan Casson  
 President of Basketball Operations.....Tim Connelly  
 Executive Vice President of Basketball Operations.....Sachin Gupta  
 Senior Vice President of Basketball Operations.....Matt Lloyd  
 Vice President of Basketball Operations.....Dell Demps  
 Assistant General Managers.....Steve Senior, Emmanuel Rohan  
 Director of Player Personnel/Iowa Wolves GM.....Jon Wallace  
 Head Coach.....Chris Finch  
 Assistant Coaches.....Micah Nori, Pablo Prigioni, Elston Turner,  
 Kevin Hanson, Corliss Williamson  
 Assistant Coach/Director of Player Development.....Joe Boylan  
 Assistant Coach/Quality Control Coach.....Jeff Newton  
 Player Development Coaches.....Chris Hines, Max LeFevre  
 Vice President, Analytics.....Josh Sears  
 Basketball Operations Analyst.....Cole Fisher  
 Coaching Analyst.....Somak Sarkar  
 Vice President, Team Medical Services.....Dr. Sheldon Burns, M.D.  
 Vice President, Sports Science and Performance.....Javair Gillett  
 Vice President, Player Health/Head Athletic Trainer.....Gregg Farnam  
 Vice President, Medical Operations/Performance Therapy.....David Hines

Chief Communications Officer.....Patrick Rees  
 Basketball Communications Director.....Sara Perez  
 Sr. Basketball Communications & Broadcast Manager.....Aaron Freeman  
 Communications Coordinator.....Derek Ahrensbrak

### General Information

Division.....Northwest  
 Phone.....(612) 673-1600  
 Address.....600 Hennepin Avenue, Suite 300, Minneapolis, MN 55403  
 Home Court.....Target Center (18,024 opened 1990)  
 Radio.....KFAN – Alan Horstton  
 Cable TV.....Bally Sports North – Michael Grady, Jim Petersen, Katie Storm

### New Orleans vs. Minnesota Franchise Series Notes

Overall Record: 37-34 (.521) Home Record: 20-15 (.571) Road Record: 17-19 (.472)  
 Current Streak: Lost 2 Home: Lost 1 Road: Lost 1  
 New Orleans Biggest Win.....48 (139-91 at New Orleans on Nov. 14, 2014)  
 New Orleans Biggest Loss.....35 (109-144 at Minnesota on Apr. 13, 2016)  
 New Orleans Last Win At Home.....119-118 on Dec. 28, 2022  
 New Orleans Last Loss At Home.....102-111 on Jan. 25, 2023  
 New Orleans Last Win On The Road.....107-98 on Oct. 25, 2021  
 New Orleans Last Loss On The Road.....108-113 on Apr. 9, 2023

# OPPONENTS

## 2023-24 Pelicans vs. Knicks

Oct. 28 ..... vs. New York  
Feb. 27 ..... at New York



## 2022-23 vs. Knicks (1-1)

Feb. 25 at New York L 106-128  
Apr. 7 vs. New York W 113-105

### Directory

Executive Chairman..... James L. Dolan  
President..... Leon Rose  
General Manager..... Scott Perry  
Head Coach..... Tom Thibodeau  
Associate Head Coach..... Johnnie Bryant  
Assistant Coaches..... Daniel Brady, Rick Brunson, Darren Erman,  
Andy Greer, Larry Greer, Othella Harrington  
Assistant Coach - Analytics/Player Development..... Dice Yoshimoto  
Chief Medical Officer & Senior Vice President, Player Care..... Dr. Lisa Callahan  
Strength & Conditioning Coach..... Richard Williams  
Head Athletic Trainer Emeritus..... Roger Hinds  
Senior Vice President, Communications..... Jeremy Watkins  
Senior Director, Communications..... Derek Lapinski  
Specialist, Communications..... Brittany Stamoulis

### General Information

Division..... Atlantic  
Phone..... (212) 465-6471  
Address..... Two Pennsylvania Plaza, New York, NY 10121  
Home Court..... Madison Square Garden (19,812, opened 1968)  
Radio..... ESPN (98.7 FM) - Ed Cohen, Brendan Brown  
Cable TV..... MSG Network - Mike Breen, Walt Frazier, Rebecca Harlow

### New Orleans vs. New York Franchise Series Notes

Overall Record: 22-21 (512) Home Record: 11-10 (524) Road Record: 11-11 (500)  
Current Streak: Won 1 Home: Won 1 Road: Lost 1  
New Orleans Biggest Win ..... 14 (110-96 at New York on Jan. 9, 2017)  
New Orleans Biggest Loss ..... 22 (Twice: 106-128 at New York on Feb. 25, 2023)  
New Orleans Last Win At Home ..... 113-105 on Apr. 7, 2023  
New Orleans Last Loss At Home ..... 117-123 on Oct. 30, 2021  
New Orleans Last Win On The Road ..... 102-91 on Jan. 20, 2022  
New Orleans Last Loss On The Road ..... 106-128 on Feb. 25, 2023

## 2023-24 Pelicans vs. Thunder

Nov. 1 ..... at Oklahoma City  
Jan. 26 ..... vs. Oklahoma City  
Mar. 26 ..... vs. Oklahoma City



## 2022-23 vs. Thunder (3-1)

Nov. 28 vs. Oklahoma City W 105-101  
Dec. 23 at Oklahoma City W 128-125 (OT)  
Feb. 13 at Oklahoma City W 103-100  
Mar. 11 vs. Oklahoma City L 96-110

### Directory

Chairman..... Clay Bennett  
Executive Vice President/General Manager..... Sam Presti  
Vice Presidents of Basketball Operations..... Rob Hennigan  
EVP/Chief Administrative Officer..... Danny Barth  
Head Coach..... Mark Daigneault  
Assistant Coaches..... Dave Bliss, Mike Wilks, David Akinyooye,  
Eric Maynor, Grant Gibbs, Chip Engelland  
Assistant Coach/Program Development..... Connor Johnson  
Vice President of Human & Player Performance..... Donnie Strack, DPT, ATC  
Senior Athletic Performance Coach..... Andrew Paul  
Vice President of Logistics & Engagement..... Marc St. Yves  
Vice President of Basketball Communications & Engagement..... Matt Tumbleson  
Senior Basketball Communications Leads..... John Read, Laila Wani  
Basketball Communications Coordinator..... Cole Terlip

### General Information

Division..... Northwest  
Phone..... (405) 208-4800  
Address..... 208 Thunder Dr., Oklahoma City, OK 73102  
Home Court..... Paycom Center (18,203, opened 2002)  
Radio..... WWLS (98.1 FM/640 AM) - Matt Pinto  
Spanish Radio..... WKY 930 AM - Eleno Ornelas  
Cable TV..... Bally Sports Oklahoma - Michael Cage, Chris Fisher,  
Nick Gallo, Paris Lawson

### New Orleans vs. Oklahoma City Franchise Series Notes

Overall Record: 31-40 (437) Home Record: 17-17 (500) Road Record: 14-23 (378)  
Current Streak: Lost 1 Home: Lost 1 Road: Won 2  
New Orleans Biggest Win ..... 33 (113-80 at Oklahoma City on Dec. 31, 2020)  
New Orleans Biggest Loss ..... 45 (74-119 at Oklahoma City on Feb. 27, 2013)  
New Orleans Last Win At Home ..... 105-101 on Nov. 28, 2022  
New Orleans Last Loss At Home ..... 96-110 on Mar. 11, 2023  
New Orleans Last Win On The Road ..... 103-100 on Feb. 13, 2023  
New Orleans Last Loss On The Road ..... 112-117 on Dec. 26, 2021



# OPPONENTS



## 2023-24 Pelicans vs. Magic

Mar. 21 .....at Orlando  
Apr. 3 .....vs. Orlando

## 2022-23 vs. Magic (0-2)

Jan. 20 at Orlando L 110-123  
Feb. 27 vs. Orlando L 93-101

### Directory

Chairman/Governor ..... Dan DeVos  
Board of Directors ..... Dick DeVos, Doug DeVos, Ryan DeVos, Cole DeVos  
Chief Executive Officer/Alternate Governor ..... Alex Martins  
Alternate Governor/Senior VP, Treasury ..... Bob Schierback  
President of Basketball Operations ..... Jeff Weltman  
General Manager ..... Anthony Parker  
Executive Vice President of Basketball Operations ..... Pete D'Alessandro  
Assistant General Manager ..... David Benics  
Head Coach ..... Jamahl Mosley  
Assistant Coaches ..... Nate Tibbetts, Jesse Mermuys, Dale Osbourne  
..... Bret Brielmaier, Lionel Chalmers  
High Performance Director ..... Arnie Kander  
Head Athletic Trainer ..... Ernest Eugene  
Head Strength and Conditioning Coach ..... Todor Pandov  
Chief Communications Officer ..... Joel Glass  
Vice President of Communications and Alumni Relations ..... George Galante  
Sr. Director of Communications ..... Trish Wingersen  
Communications Specialist ..... Louis Axen

### General Information

Division ..... Southeast  
Phone ..... (407) 916-2400  
Address ..... 8701 Maitland Summit Boulevard, Orlando, FL 32810  
Home Court ..... Amway Center (18,846, opened 2010)  
Radio ..... FM 96.9 The Game – Jake Chapman  
TV ..... Bally Sports Florida – David Steele, Jeff Turner, Dante Marchitelli, Kendra Douglas

### New Orleans vs. Orlando Franchise Series Notes

Overall Record: 20-25 (.444) Home Record: 11-12 (.478) Road Record: 9-13 (.409)  
Current Streak: Lost 3 Home: Lost 6 Road: Lost 1  
New Orleans Biggest Win ..... 35 (135-100 at Orlando on Apr. 22, 2021)  
New Orleans Biggest Loss ..... 30 (88-118 at New Orleans on Feb. 12, 2019)  
New Orleans Last Win At Home ..... 118-98 on Jan. 18, 2017  
New Orleans Last Loss At Home ..... 93-101 on Feb. 27, 2023  
New Orleans Last Win On The Road ..... 110-104 on Dec. 23, 2021  
New Orleans Last Loss On The Road ..... 110-123 on Jan. 20, 2023

## 2023-24 Pelicans vs. 76ers

Nov. 29 .....vs. Philadelphia  
Mar. 8 .....at Philadelphia



## 2022-23 vs. 76ers (1-1)

Dec. 30 vs. Philadelphia W 127-116  
Jan. 2 at Philadelphia L 111-120

### Directory

Managing Partner ..... Josh Harris  
Co-Managing Partner ..... David Blitzer  
Chief Executive Officer ..... Tad Brown  
President, Basketball Operations ..... Darryl Morey  
President, Business Operations ..... Chris Heck  
General Manager ..... Elton Brand  
Head Coach ..... Nick Nurse  
Assistant Coaches ..... Bryan Gates, Bobby Jackson, Rico Hines, Matt Brase, Coby Karl, Mike Longabardi, Doug West  
Head Athletic Trainer & Medical Services Director ..... Kevin Johnson  
Chief Communications Officer ..... Dave Sholler  
Senior Director, Basketball Communications ..... Rob King  
Director, Basketball Communications ..... Brandon Chinn  
Manager, Basketball Communications ..... Erik Chambliss

### General Information

Division ..... Atlantic  
Phone ..... (215) 339-7666  
Address ..... 3 Banner Way, Camden, NJ 08103  
Home Court ..... Wells Fargo Center (20,328, opened 1996)  
Radio ..... The Fanatic (97.5 FM) – Tom McGinnis  
TV ..... NBC Sports Philadelphia – Marc Zumoff, Alaa Abdelnaby, Serena Winters

### New Orleans vs. Philadelphia Franchise Series Notes

Overall Record: 20-25 (.465) Home Record: 13-8 (.619) Road Record: 7-15 (.318)  
Current Streak: Lost 1 Home: Won 1 Road: Lost 6  
New Orleans Biggest Win ..... 37 (135-98 at New Orleans on Nov. 16, 2013)  
New Orleans Biggest Loss ..... 21 (87-108 at Philadelphia on Nov. 25, 2002)  
New Orleans Last Win At Home ..... 127-116 on Dec. 30, 2022  
New Orleans Last Loss At Home ..... 97-117 on Oct. 20, 2021  
New Orleans Last Win On The Road ..... 108-93 on Dec. 20, 2016  
New Orleans Last Loss On The Road ..... 111-120 on Jan. 2, 2023

# OPPONENTS

## 2023-24 Pelicans vs. Suns

Jan. 19 .....	vs. Phoenix
Apr. 1 .....	vs. Phoenix
Apr. 7 .....	at Phoenix



## 2022-23 vs. Suns (2-2)

Oct. 28	at Phoenix	L	111-124
Dec. 9	vs. Phoenix	W	128-117
Dec. 11	vs. Phoenix	W	129-124 (OT)
Dec. 17	at Phoenix	L	114-118

## Directory

Controlling Owner and Governor.....	Matt Ishbia
Chief Executive Officer.....	Josh Bartelstein
President of Basketball Operations & General Manager .....	James Jones
Head Coach.....	Frank Vogel
Associate Head Coach.....	Kevin Young
Assistant Coaches.....	David Fizdale, Quinton Crawford, Miles Simon, Greg St. Jean, John Lucas III, Dru Anthrop, Jon Pastorek
Sr. Director, Player Health & Performance.....	Brady Howe
Director, Medical Services/Head Athletic Trainer.....	David Crewe
Director, Rehabilitation.....	Adam Loiacono
Senior Vice President, Communications.....	Stacey Mitch
Director, Basketball Communications.....	Cole Mickelson
Manager, Basketball Communications.....	Bryce Marsee
Manager, Basketball Communications.....	Palmer Black

## General Information

Division.....	Pacific
Phone.....	(602) 579-7900
Address.....	201 E. Jefferson Street, Phoenix, AZ 85004
Home Court.....	Footprint Center (18,055, opened 1992)
Radio.....	Arizona Sports (98.7 FM) – Al McCoy, Tim Kempton, Joe Bloom
Spanish Radio.....	KSUN (1400 AM) – Arturo Ochoa, Juan Urresti
TV.....	Bally Sports Arizona – Kevin Ray, Eddie Johnson, Ann Meyers Drysdale

## New Orleans vs. Phoenix Franchise Series Notes

Overall Record:	34-38 (.472)	Home Record:	17-19 (.472)	Road Record:	17-19 (.472)
Current Streak:	Lost 1	Home:	Won 2	Road:	Lost 2
New Orleans Biggest Win .....	24 (115-91 at Phoenix on Nov. 24, 2017)				
New Orleans Biggest Loss .....	37 (78-115 at Phoenix on Apr. 17, 2006)				
New Orleans Last Win At Home .....	129-124 (OT) on Dec. 11, 2022				
New Orleans Last Loss At Home .....	115-131 on Mar. 15, 2022				
New Orleans Last Win On The Road .....	117-102 on Feb. 25, 2022				
New Orleans Last Loss On The Road .....	114-118 on Dec. 17, 2022				

## 2023-24 Pelicans vs. Trail Blazers

Feb. 10 .....	at Portland
Mar. 16 .....	vs. Portland
Apr. 9 .....	at Portland



## 2022-23 vs. Trail Blazers (3-1)

Nov. 10	vs. Portland	L	95-106
Mar. 1	at Portland	W	121-110
Mar. 12	vs. Portland	W	127-110
Mar. 27	at Portland	W	124-90

## Directory

Chair.....	Jody Allen
Vice Chair.....	Bert Kolde
Director of Business Operations.....	Dewayne Hankins
General Manager.....	Joe Cronin
Assistant General Managers.....	Andrae Patterson, Mike Schmitz, Sergi Oliva
Head Coach.....	Chauncey Billups
Assistant Coaches.....	Scott Brooks, Roy Rogers, Steve Hetzel, Jonah Herscu, Rodney Billups, Mark Tyndale
Player Development Coaches.....	Pooh Jeter, Gilbert Abraham, Ryan Gomes
Director of Health and Performance.....	Dr. Evan Ellis
Head Athletic Trainer.....	Courtney Watson
Head Strength Coach.....	Dale Boyd
SVP, Communications & Public Affairs.....	Natalie King
Vice President, Basketball Communications.....	Rahsaan Gethers
Director, Basketball Communications.....	Maggie Yang
Basketball Communications Coordinator.....	Amanda Janczak

## General Information

Division.....	Northwest
Phone.....	(503) 234- 9291
Address.....	One Center Court, Suite 200, Portland, OR 97227
Home Court.....	The Moda Center (19,441, opened 1995)
Radio.....	Rip City Radio (620 AM) – Travis Demers, Michael Holton
TV.....	ROOT Sports – Kevin Calabro, Lamar Hurd, Brooke Olzendam

## New Orleans vs. Portland Franchise Series Notes

Overall Record:	35-37 (.486)	Home Record:	22-14 (.611)	Road Record:	13-23 (.361)
Current Streak:	Won 3	Home:	Won 1	Road:	Won 3
New Orleans Biggest Win .....	36 (99-63 at New Orleans on Feb. 13, 2013)				
New Orleans Biggest Loss .....	26 (88-114 at New Orleans on Dec. 20, 2014)				
New Orleans Last Win At Home .....	127-110 on Mar. 12, 2023				
New Orleans Last Loss At Home .....	95-106 on Nov. 10, 2022				
New Orleans Last Win On The Road .....	124-90 on Mar. 27, 2023				
New Orleans Last Loss On The Road .....	93-101 on Mar. 18, 2021				



# OPPONENTS

## 2023-24 Pelicans vs. Kings

Nov. 20	vs. Sacramento
Nov. 22	vs. Sacramento
Jan. 7	at Sacramento
Apr. 11	at Sacramento



## 2022-23 vs. Kings (1-2)

Feb. 5	vs. Sacramento	W	136-104
Mar. 6	at Sacramento	L	108-123
Apr. 4	vs. Sacramento	L	103-121

## Directory

Owner and Chairman	Vivek Ranadivé
Chief Operating Officer	Matina Kolokotronis
President, Business Operations	John Rinehart
General Manager	Monte McNair
Assistant General Manager	Wes Wilcox
Head Coach	Mike Brown
Associate Head Coach	Jordi Fernandez
Assistant Coaches	Jay Triano, Doug Christie, Luke Loucks, Leandro Barbosa
Assistant Coach/Director of Player Development	Dutch Gaitley
Player Development Coach	Deividus Dulkys
Vice President, Basketball Engagement	Alvin Gentry
Vice President, Player Personnel	Phil Jabour
Director, Pro Personnel	Saagar Sarin
Director of Performance	Cory Kennedy
Head Athletic Trainer	Joel Noland
Senior Director, Team Operations	Melanie Stocking
SVP, Communications & External Affairs	Becky Beland McNaught
Director, Media Relations	Shannon Malone
Manager, Media Relations	Michael Martinez

## General Information

Division	Pacific
Phone	(888) 915-4647
Address	500 David J. Stern Walk, Sacramento, CA 95814
Home Court	Golden 1 Center (17,583, opened 2016)
Radio	KHTK (1140 AM) – Gary Gerould
Cable TV	NBC Sports California – Mark Jones, Kyle Draper, Doug Christie Kayte Hunter

## New Orleans vs. Sacramento Franchise Series Notes

Overall Record:	39-33 (.542)	Home Record:	24-12 (.667)	Road Record:	15-21 (.417)
Current Streak:	Lost 2	Home:	Lost 1	Road:	Lost 1
New Orleans Biggest Win	32 (136-104 at New Orleans on Feb. 5, 2023)				
New Orleans Biggest Loss	36 (71-107 at Sacramento on Dec. 19, 2004)				
New Orleans Last Win At Home	136-104 on Feb. 5, 2023				
New Orleans Last Loss At Home	103-121 on Apr. 4, 2023				
New Orleans Last Win On The Road	123-109 on Apr. 5, 2022				
New Orleans Last Loss On The Road	108-123 on Mar. 6, 2023				

## 2023-24 Pelicans vs. Spurs

Dec. 1	vs. San Antonio
Dec. 17	at San Antonio
Feb. 2	at San Antonio
Apr. 5	vs. San Antonio



## 2022-23 vs. Spurs (4-0)

Nov. 23	at San Antonio	W	129-110
Dec. 2	at San Antonio	W	117-99
Dec. 22	vs. San Antonio	W	126-117
Mar. 21	vs. San Antonio	W	119-84

## Directory

Managing Partner	Peter J. Holt
President & CEO	RC Buford
General Manager	Brent Barry
Head Coach	Gregg Popovich
Assistant Coaches	Brett Brown, Mitch Johnson, Matt Nielsen, Darius Songalia
Director of Player Performance and Wellness	Xavi Schelling
Director of Player Rehabilitation	Marilyn Adams
Head Athletic Trainer	Will Sevensing
VP, Basketball Communications	Tom James
Director of Basketball Communications	Jordan Howenstine
Basketball Communications Sr. Manager	Kris Davis
Basketball Communications Coordinator	Alexis Winston

## General Information

Division	Southwest
Phone	(210) 444-5500
Address	One AT&T Center, San Antonio, TX 78219
Home Court	AT&T Center (18,581, opened 2002)
Radio	WOAI (1200 AM) – Bill Schoening
Spanish Radio	KXTN (107.5 FM) – Paul Castro
TV	KENS-5, KMYS-35, FOX Sports Southwest (Channel 26) – Bill Land, Sean Elliott, Dan Weiss, Matt Bonner

## New Orleans vs. San Antonio Franchise Series Notes

Overall Record:	24-53 (.312)	Home Record:	16-24 (.400)	Road Record:	8-29 (.216)
Current Streak:	Won 4	Home:	Won 2	Road:	Won 3
New Orleans Biggest Win	35 (119-84 vs. San Antonio on Mar. 21, 2023)				
New Orleans Biggest Loss	35 (77-112 at Oklahoma City on Dec. 23, 2006)				
New Orleans Last Win At Home	119-84 on Mar. 21, 2023				
New Orleans Last Loss At Home	103-107 on Mar. 26, 2022				
New Orleans Last Win On The Road	117-99 on Dec. 2, 2022				
New Orleans Last Loss On The Road	97-112 on Dec. 12, 2021				

# OPPONENTS

## 2023-24 Pelicans vs. Raptors

Feb. 5 ..... vs. Toronto  
 Mar. 5 ..... at Toronto



## 2022-23 vs. Raptors (1-1)

Nov. 30 vs. Toronto W 126-108  
 Feb. 23 at Toronto L 110-115

### Directory

Chairman of the Board & Chairman, NBA Board of Governors ..... Lawrence M. Tanenbaum, O.C.  
 Vice-Chairman and President, Alternate NBA Governor ..... Masai Ujiri  
 General Manager ..... Bobby Webster  
 Head Coach ..... Darko Rajakovic  
 Assistant Coaches ..... Pat Delany, Jama Mahlalela, James Wade, Mike Batiste,  
 Ivo Simovic Vin Bhavnani, Jim Sann, Mery Andrade, Drew Jones  
 Vice President, Player Health and Performance ..... Alex McKechnie  
 Head Athletic Trainer ..... Rayhan Malik  
 Strength & Conditioning Coach ..... Jon Lee  
 Director, Communications ..... Jennifer Quinn  
 Senior Manager, Communications ..... Phil Summers  
 Manager, Communications ..... Josh Su  
 Coordinator, Communications ..... Justine Jones

### General Information

Division ..... Atlantic  
 Phone ..... (416) 815-5600  
 Address ..... 30 British Columbia Road, Toronto, Ontario, Canada M6K 3C3  
 Home Court ..... Scotiabank Arena (9,800, opened 1999)  
 Radio ..... TSN Radio 1050 (1050 AM), Sportsnet 590 (590 AM) – Paul Jones,  
 Eric Smith, Jevohn Shepherd  
 Cable TV ..... TSN, Sportsnet – Matt Devlin, Jack Armstrong, Alvin Williams,  
 Kayla Grey, Savanna Hamilton

### New Orleans vs. Toronto Franchise Series Notes

Overall Record: 18-27 (.400) Home Record: 9-14 (.391) Road Record: 9-13 (.409)  
 Current Streak: Lost 1 Home: Won 3 Road: Lost 2  
 New Orleans Biggest Win ..... 30 (120-90 at New Orleans on Feb. 14, 2022)  
 New Orleans Biggest Loss ..... 24 (91-115 at New Orleans on Mar. 26, 2016)  
 New Orleans Last Win At Home ..... 126-108 on Nov. 30, 2022  
 New Orleans Last Loss At Home ..... 104-122 on Nov. 8, 2019  
 New Orleans Last Win On The Road ..... 113-99 on Dec. 23, 2020  
 New Orleans Last Loss On The Road ..... 110-115 on Feb. 23, 2023

## 2023-24 Pelicans vs. Jazz

Nov. 25 ..... at Utah  
 Nov. 27 ..... at Utah  
 Dec. 28 ..... vs. Utah  
 Jan. 23 ..... vs. Utah



## 2022-23 vs. Jazz (0-3)

Oct. 23 vs. Utah L 121-122 (OT)  
 Dec. 13 at Utah L 100-121  
 Dec. 15 at Utah L 129-132 (OT)

### Directory

Owner ..... Ryan Smith  
 CEO of Basketball ..... Danny Ainge  
 General Manager ..... Justin Zanik  
 President, Utah Jazz & Delta Center ..... Jim Olson  
 Vice President of Basketball Strategy ..... Steven Schwartz  
 Vice President of Player Personnel ..... Bart Taylor  
 Vice President of Global Scouting ..... Luca Desta  
 Vice President of Analytics and Insight ..... Shane Fenske  
 Vice President of Player & Alumni Relations ..... Lindsay Twiss  
 Vice President of Family Affairs/Basketball Ops ..... Whittli Godderidge  
 Vice President of Player Wellness ..... Dr. Ron Kimmons  
 Vice President of Team Security ..... Steven Smith  
 Sr. Director of Basketball Intelligence ..... Charles Terrell  
 Head Coach ..... Will Hardy  
 Assistant Coaches ..... Evan Bradds, Chad Forcier, Rick Higgins, Chris Jones,  
 Scott Morrison, Sean Sheldon, Lamar Skeeter, Jason Terry, Mike Williams  
 VP of Game Strategy and Analytics ..... George Rodman  
 VP of Performance Healthcare ..... Erik Phillips  
 Director of Rehabilitation/Head Athletic Trainer ..... Jamal Cort  
 Director of Performance Science ..... Barnett Frank  
 Director of Strength & Conditioning ..... Isaiah Wright  
 Chief Communications Officer ..... Caroline Klein  
 Sr. Vice President, Basketball Communications ..... Derek Garduño  
 Vice President, Basketball Communications ..... Madeline Wehle Crandall  
 Senior Manager, Communications ..... Danny Franks

Sr. Manager, Basketball Communications ..... Olivia Hill  
 Coordinator, Starts/Jazz Basketball Communications ..... Megan Zipfel

### General Information

Division ..... Northwest  
 Phone ..... (801) 325-2500  
 Address ..... 1420 S 500 W, Salt Lake City, UT 84115  
 Home Court ..... Delta Center (18,206, opened 1991)  
 Radio ..... The Zone SportsNet – David Locke, Ron Boone  
 Cable TV ..... SEG Media/KJZZ – Craig Bolerjack, Thurl Bailey, Holly Rowe

### New Orleans vs. Utah Franchise Series Notes

Overall Record: 26-46 (.361) Home Record: 16-21 (.432) Road Record: 10-25 (.286)  
 Current Streak: Lost 3 Home: Lost 1 Road: Lost 3  
 New Orleans Biggest Win ..... 34 (124-90 at New Orleans on Mar. 4, 2022)  
 New Orleans Biggest Loss ..... 33 (94-127 at New Orleans on Feb. 8, 2017)  
 New Orleans Last Win At Home ..... 124-90 on Mar. 4, 2022  
 New Orleans Last Loss At Home ..... 121-122 (OT) on Oct. 23, 2022  
 New Orleans Last Win On The Road ..... 98-97 on Nov. 26, 2021  
 New Orleans Last Loss On The Road ..... 129-132 (OT) on Dec. 15, 2022



# OPPONENTS

## 2023-24 Pelicans vs. Wizards

Dec. 13 .....at Washington  
Feb. 14 .....vs. Washington



## 2022-23 vs. Wizards (1-1)

Jan. 9 at Washington W 132-112  
Jan. 28 vs. Washington L 103-113

### Directory

Chairman & CEO .....Ted Leonsis  
General Manager .....Will Dawkins  
Assistant General Manager/Strategy & Analytics .....Brett Greenberg  
Senior Director, Basketball Operations .....Greg Kershaw  
Head Coach .....Wes Unseld Jr.  
Assistant Coaches .....Brian Keefe, Joseph Blair, David Vanterpool  
.....Mike Miller, Zach Guthrie, James Posey, Sammy Gelfand  
Director of Player Health .....Dr. Michael Ashton  
Director of Physical Performance and Therapy .....Dr. Michael Davis  
Director of Athletic Performance .....Adam Petway  
Senior Performance Therapist .....Dr. Powell Bernhardt  
Vice President, Communications .....Scott Hall  
Senior Director of Basketball Communications .....Daren Jenkins  
Communications Manager .....Matt Quinn  
Communications Manager .....Kara Swirsky

### General Information

Division .....Southeast  
Phone .....(202) 661-5000  
Address .....601 F. Street, NW, Washington, DC 20004  
Home Court .....Capital One Arena (20,362, opened 1997)  
Radio .....WFED (1500 AM) – Dave Johnson, Glenn Connor  
TV .....NBC Sports Washington – Justin Kutcher, Drew Gooden, Chris Miller

### New Orleans vs. Washington Franchise Series Notes

Overall Record: 19-24 (.442) Home Record: 14-9 (.608) Road Record: 5-15 (.250)  
Current Streak: Lost 1 Home: Lost 1 Road: Won 1  
New Orleans Biggest Win .....25 (127-102 at New Orleans on Nov. 24, 2021)  
New Orleans Biggest Loss .....22 (103-125 at Washington on Mar. 17, 2007)  
New Orleans Last Win At Home .....127-102 on Nov. 24, 2021  
New Orleans Last Loss At Home .....103-113 on Jan. 28, 2023  
New Orleans Last Win On The Road .....132-112 on Jan. 9, 2023  
New Orleans Last Loss On The Road .....100-105 on Nov. 15, 2021

## 2022-23 DIVISION STANDINGS

### EASTERN CONFERENCE

#### Atlantic Division

	W	L	Pct	GB	Home	Road
Boston	57	25	.695	-	32-9	25-16
Philadelphia	54	28	.659	3	29-12	25-16
New York	47	35	.573	10	23-18	24-17
Brooklyn	45	37	.549	12	23-18	22-19
Toronto	41	41	.500	16	27-14	14-27

#### Central Division

	W	L	Pct	GB	Home	Road
Milwaukee	58	24	.707	-	32-9	26-15
Cleveland	51	31	.622	7	31-10	20-21
Chicago	40	42	.488	18	22-19	18-23
Indiana	35	47	.427	23	20-21	15-26
Detroit	17	65	.207	41	9-32	8-33

#### Southeast Division

	W	L	Pct	GB	Home	Road
Miami	44	38	.537	-	27-14	17-24
Atlanta	41	41	.500	3	24-17	17-24
Washington	35	47	.427	9	19-22	16-25
Orlando	34	48	.415	10	20-21	14-27
Charlotte	27	55	.329	17	13-28	14-27

### WESTERN CONFERENCE

#### Southwest Division

	W	L	Pct	GB	Home	Road
Memphis	51	31	.622	-	35-6	16-25
New Orleans	42	40	.512	9	27-14	15-26
Dallas	38	44	.463	13	23-18	15-26
Houston	22	60	.268	29	14-27	8-33
San Antonio	22	60	.268	29	14-27	8-33

#### Northwest Division

	W	L	Pct	GB	Home	Road
Denver	53	29	.646	-	34-7	19-22
Minnesota	42	40	.512	11	22-19	20-21
Oklahoma City	40	42	.488	13	24-17	16-25
Utah	37	45	.451	16	23-18	14-27
Portland	33	49	.402	20	17-24	16-25

#### Pacific Division

	W	L	Pct	GB	Home	Road
Sacramento	48	34	.585	-	23-18	25-16
Phoenix	45	37	.549	3	28-13	17-24
L.A. Clippers	44	38	.537	4	23-18	21-20
Golden State	44	38	.537	4	33-8	11-30
L.A. Lakers	43	39	.524	5	23-18	20-21

# OPPONENTS

## 2022-23 NBA INDIVIDUAL LEADERS

### SCORING AVERAGE

	G	FG	FT	Pts	Avg
Embiid, Phi.	66	728	661	2183	33.1
Doncic, Dal.	66	719	515	2138	32.4
Lillard, Por.	58	556	510	1866	32.2
Gilgeous-Alexander, Okc.	68	704	669	2135	31.4
G. Antetokounmpo, Mil.	63	707	498	1959	31.1
Tatum, Bos.	74	727	531	2225	30.1
Mitchell, Cle.	68	679	319	1922	28.3
Irving, Bkn.-Dal.	60	594	247	1623	27.1
Brown, Bos.	67	679	263	1784	26.6
Morant, Mem.	61	566	372	1596	26.2
Young, Atl.	73	597	566	1914	26.2
Markkanen, Uta.	66	571	349	1691	25.6
Randle, N.Y.	77	658	402	1936	25.1
Fox, Sac.	73	682	343	1826	25.0
Lavine, Chi.	77	673	363	1913	24.8
Edwards, Min.	79	707	319	1946	24.6
DeRozan, Chi.	74	657	456	1816	24.5
Jokic, Den.	69	646	341	1690	24.5
Siakam, Tor.	71	630	367	1720	24.2
Brunson, N.Y.	68	587	325	2379	24.0

### REBOUNDS PER GAME

	G	Off	Def	Tot	Avg
Sabonis, Sac.	79	251	722	973	12.3
Jokic, Den.	69	167	650	817	11.8
G. Antetokounmpo, Mil.	63	137	605	742	11.8
Gobert, Min.	70	231	583	814	11.6
Vucevic, Chi.	82	159	744	903	11.0
Capela, Atl.	65	258	459	717	11.0
Embiid, Phi.	66	113	557	670	10.2
Valanciunas, N.O.	79	225	579	804	10.2
Randle, N.Y.	77	141	626	767	10.0
Ayton, Pho.	67	172	495	667	10.0
Zubac, LA-C	76	236	520	756	9.9
Allen, Cle.	68	221	445	666	9.8
Portis, Mil.	70	154	518	672	9.6
Robinson, N.Y.	59	267	288	555	9.4
Looney, G.S.	82	274	486	760	9.3
Claxton, Bkn.	76	184	518	702	9.2
Adebayo, Mia.	75	184	504	688	9.2
Poeltl, S.A.-Tor.	72	236	417	653	9.1
Sengun, Hou.	75	242	436	678	9.0
Mobley, Cle.	79	187	524	711	9.0

### STEALS PER GAME

	G	Stl	AVG
Anunoby, Tor.	67	128	1.91
Butler, Mia.	64	117	1.83
VanVleet, Tor.	69	123	1.78
Gilgeous-Alexander, Okc.	68	112	1.65
Melton, Phi.	77	126	1.64
Edwards, Min.	79	125	1.58
Trent Jr., Tor.	66	104	1.58
Jones, N.O.	66	103	1.56
Paul, Phx.	59	91	1.54
Smart, Bos.	61	93	1.52

### MINUTES PER GAME

	G	Min	AVG
Siakam, Tor.	71	2652	37.4
Irving, Bkn.-Dal.	60	2241	37.4
Tatum, Bos.	74	2732	36.9
Harden, Phi.	58	2135	36.8
VanVleet, Tor.	69	2535	36.7
Murray, Atl.	74	2693	36.4
Lillard, Por.	58	2107	36.3
DeRozan, Chi.	74	2682	36.2
Doncic, Dal.	66	2391	36.2
Edwards, Min.	79	2841	36.0

### ASSISTS PER GAME

	G	Ast	Avg
Harden, Phi.	58	618	10.7
Young, Atl.	73	741	10.2
Jokic, Den.	69	678	9.8
Paul, Phx.	59	524	8.9
Morant, Mem.	61	493	8.1
Doncic, Dal.	66	529	8.0
Garland, Cle.	69	538	7.8
Westbrook, LAL-LAC	73	551	7.5
Holiday, Mil.	67	495	7.4
Lillard, Por.	58	425	7.3
Sabonis, Sac.	79	573	7.3
VanVleet, Tor.	69	495	7.2
Green, G.S.	73	500	6.8
Conley, Uta.-Min.	67	450	6.7
Jones, S.A.	68	448	6.6
Dinwiddie, Dal.-Bkn.	79	515	6.5
Smart, Bos.	61	382	6.3
Brunson, N.Y.	68	421	6.2
Hayes, Det.	76	470	6.2
Giddey, Okc.	76	469	6.2

### FIELD GOAL PERCENTAGE

	FG	FGA	PCT
Claxton, Bkn.	414	587	.705
Plumlee, Cha.-LAC	329	484	.680
Gobert, Min.	360	546	.659
Capela, Atl.	350	536	.653
Allen, Cle.	403	626	.644
Okongwu, Atl.	317	497	.638
Zubac, LA-C	326	514	.634
Jokic, Den.	646	1022	.632
Poeltl, S.A.-Tor.	389	618	.629
Sabonis, Sac.	577	938	.615

### FREE THROW PERCENTAGE

	FT	FIA	PCT
Herro, Mia.	170	182	.934
Durant, Bkn.-Phx.	307	334	.919
Curry, G.S.	257	281	.915
Lillard, Por.	510	558	.914
Gilgeous-Alexander, Okc.	669	739	.905
Irving, Bkn.-Dal.	247	273	.905
Murphy III, N.O.	172	190	.905
VanVleet, Tor.	254	283	.898
Bridges, Phx.-Bkn.	316	353	.895
Anthony, Orl.	152	170	.894

### 3-POINT FIELD GOAL PERCENTAGE

	3FG	3FGA	PCT
Kennard, LAC-Mem.	188	382	.494
Horford, Bos.	228	479	.446
Lee, Phx.	200	452	.445
Brogdon, Bos.	354	732	.444
Maxey, Phi.	439	913	.434
Harris, Orl.	138	307	.431
Curry, G.S.	559	1133	.427
Harris, Bkn.	201	440	.426
Hield, Ind.	475	1038	.425
Kispert, Was.	291	585	.424

### BLOCKS PER GAME

	G	Blk	AVG
Jackson, Mem.	63	189	3.00
Claxton, Bkn.	76	189	2.49
Lopez, Mil.	78	193	2.47
Kessler, Uta.	74	173	2.34
Turner, Ind.	62	140	2.26
Robinson, N.Y.	59	109	1.85
Embiid, Phi.	66	112	1.70
Porzingis, Was.	65	100	1.54
Mobley, Cle.	79	119	1.51
Jackson, Ind.	63	93	1.48



# OPPONENTS

## 2022-23 NBA TEAM/INDIVIDUAL HIGHS & LOWS

### TEAM HIGHS/LOWS

Field Goals	65, Sacramento, at LAC, 2/24 (2 OT)
	58, (5 times, most recently) Golden State, at POR, 4/9
Fewest Field Goals	28, (3 times, most recently) Indiana, vs. MIA, 12/12
FG Attempts	121, Golden State, vs. ATL, 1/2 (2 OT)
	112, Memphis, vs. LAL, 2/28
Fewest FG Attempts	64, L.A. Clippers, at DAL, 11/15
Field Goal Pct.	.655, Minnesota, vs. CHI, 12/18
Lowest Field Goal Pct.	.304, Dallas, vs. HOU, 11/16
3-Pt. Field Goals	27, Boston, at NY, 11/5
	27, Golden State, at POR, 4/9
3-Pt. FG Attempts	61, Dallas, at NY, 12/3
3-Pt. FG Pct.	.636, Brooklyn, vs. GS, 12/21
	.636, Memphis, vs. SA, 1/11
Free Throws	40, Miami, vs. OKC, 1/10
	40, Oklahoma City, vs. HOU, 2/15
Fewest Free Throws	2, Phoenix, at MIA, 11/14
FT Attempts	51, Portland, at NY, 11/25 (OT)
	47, Oklahoma City, vs. HOU, 2/15
Fewest FT Attempts	4, Phoenix, at MIA, 11/14
Free Throw Pct.	1.000, (24 Times, most recently) Golden State, at DEN, 4/2
	.333, Milwaukee, at BKN, 2/28
Off. Rebounds	29, Brooklyn, at IND, 12/10
Fewest Off. Rebounds	0, Minnesota, vs. SA, 10/26
Def. Rebounds	60, Milwaukee, at TOR, 1/4 (OT)
	56, San Antonio, at DAL, 4/9
Fewest Def. Rebounds	16, Indiana, at WAS, 2/11
Rebounds	73, Milwaukee, at TOR, 1/4 (OT)
	69, San Antonio, at DAL, 4/9
Fewest Rebounds	23, Miami, at TOR, 11/16
Assists	47, Golden State, at POR, 4/9
Fewest Assists	12, (3 times, most recently) Orlando, at PHI, 2/1
Personal Fouls	35, New York, vs. POR, 11/25 (OT)
	35, Indiana, at UTA, 12/2
Fewest Personal Fouls	8, Miami, vs. MIL, 1/12
Steals	18, Sacramento, at LAC, 2/24 (2 OT)
	17, Milwaukee, vs. DET, 11/2
	17, New Orleans, at MIA, 1/22
Turnovers	28, Milwaukee, at TOR, 1/4 (OT)
	27, (4 times, most recently) Phoenix, at TOR, 12/30
Fewest Turnovers	2, L.A. Lakers, vs. HOU, 1/16
Blocks	19, Houston, at DAL, 11/16
Points	176, Sacramento, at LAC, 2/24 (2 OT)
	157, Golden State, at POR, 4/9
Fewest Points	80, Portland, vs. SAC, 3/29

### INDIVIDUAL HIGHS

Minutes	55, Quickley, NY at BOS, 3/5 (2 OT)
	48, V. Williams, MEM at OKC, 4/9
Field Goals	22, Mitchell, CLE vs. CHI, 1/2 (OT)
	22, Davis, LAL at WAS, 12/14
	22, Lillard, POR vs. HOU, 2/26
FG Attempts	39, G. Antetokounmpo, MIL at CHI, 12/28 (OT)
	39, Thompson, GS vs. ATL, 1/2 (2 OT)
	39, G. Antetokounmpo, MIL vs. LAC, 2/2
3-Pt. Field Goals	13, Lillard, POR vs. HOU, 2/26
3-Pt. FG Attempts	22, Lillard, POR vs. HOU, 2/26
Free Throws	23, Butler, MIA vs. OKC, 1/10
FT Attempts	28, Grant, POR at NY, 11/25 (OT)
	24, Embiid, PHI vs. UTA, 11/13
	24, G. Antetokounmpo, MIL at PHO, 3/14
Off. Rebounds	14, Robinson, NY vs. IND, 4/9
Def. Rebounds	20, Jokic, DEN vs. CHA, 12/18
Rebounds	29, Zubac, LAC vs. IND, 11/27
Assists	21, Harden, PHI vs. LAC, 12/23
Steals	7, Melton, PHI vs. LAL, 12/9 (OT)
	7, Russell, MIN vs. LAL, 10/28
Turnovers	12, G. Antetokounmpo, MIL at TOR, 1/4 (OT)
	10, (4 times, most recently) Young, ATL vs. MIA, 1/16
Blocks	9, Lopez, MIL vs. BKN, 3/9
Points	71, Mitchell, CLE vs. CHI, 1/2 (OT)
	71, Lillard, POR vs. HOU, 2/26

# OPPONENTS

## 2022-23 NBA ATTENDANCE TOTALS

Team	Home Attendance			Road Attendance		
	Games	Total	Average	Games	Total	Average
Atlanta Hawks	41	719,787	17,556	41	740,177	18,053
Boston Celtics	41	785,396	19,156	41	772,066	18,831
Brooklyn Nets	41	724,439	17,669	41	750,800	18,312
Charlotte Hornets	41	702,052	17,123	41	739,344	18,033
Chicago Bulls	41	841,632	20,528	41	747,996	18,244
Cleveland Cavaliers	41	796,712	19,432	41	741,821	18,093
Dallas Mavericks	41	827,282	20,178	41	743,677	18,138
Denver Nuggets	41	788,635	19,235	41	722,748	17,628
Detroit Pistons	41	759,715	18,530	41	732,509	17,866
Golden State Warriors	41	740,624	18,064	41	807,969	19,707
Houston Rockets	41	668,865	16,314	41	724,777	17,677
Indiana Pacers	41	641,562	15,648	41	733,937	17,901
Los Angeles Clippers	41	720,543	17,574	41	722,652	17,626
Los Angeles Lakers	41	763,168	18,614	41	769,874	18,777
Memphis Grizzlies	41	707,836	17,264	41	744,666	18,163
Miami Heat	41	807,190	19,688	41	753,129	18,369
Milwaukee Bucks	41	718,786	17,531	41	750,138	18,296
Minnesota Timberwolves	41	687,510	16,769	41	717,468	17,499
New Orleans Pelicans	41	687,691	16,773	41	738,885	18,022
New York Knickerbockers	41	795,110	19,393	41	757,168	18,468
Oklahoma City Thunder	41	636,903	15,534	41	737,091	17,978
Orlando Magic	41	728,405	17,766	41	739,973	18,048
Philadelphia 76ers	41	839,261	20,470	41	734,346	17,911
Phoenix Suns	41	699,911	17,071	41	750,057	18,294
Portland Trail Blazers	41	767,374	18,716	41	729,667	17,797
Sacramento Kings	41	715,491	17,451	41	718,899	17,534
San Antonio Spurs	41	694,434	16,937	41	723,645	17,650
Toronto Raptors	41	811,261	19,787	41	727,994	17,756
Utah Jazz	41	746,446	18,206	41	733,128	17,881
Washington Wizards	41	710,481	17,329	41	727,901	17,754
TOTALS	1230	22,234,502	18,077	1230	22,234,502	18,077

## 2022-23 NBA HONOR ROLL

### 2022-23 NBA HONORS

#### Most Valuable Player

Joel Embiid, Philadelphia 76ers

#### Coach of the Year

Mike Brown, Sacramento Kings

#### Rookie of the Year

Paolo Banchero, Orlando Magic

#### Most Improved Player

Lauri Markkanen, Utah Jazz

#### Defensive Player of the Year

Jaren Jackson Jr., Memphis Grizzlies

#### Sixth Man Award

Malcolm Brogdon, Boston Celtics

#### Sportsmanship Award

Mike Conley, Minnesota Timberwolves

#### Twyman-Stokes Teammate of the Year Award

Jrue Holiday, Milwaukee Bucks

### 2022-23 ALL-NBA TEAM

#### First Team

G Shai Gilgeous-Alexander, OKC

G Luka Doncic, DAL

F Jayson Tatum, BOS

F Giannis Antetokounmpo, MIL

C Joel Embiid, PHI

#### Second Team

G Stephen Curry, GSW

G Donovan Mitchell, CLE

F Jaylen Brown, BOS

F Jimmy Butler, MIA

C Nikola Jokic, DEN

#### Third Team

G De'Aaron Fox, SAC

G Damian Lillard, POR

F LeBron James, LAL

F Julius Randle, NYK

C Domantas Sabonis, SAC

### 2022-23 ALL-DEFENSIVE TEAM

#### First Team

G Alex Caruso, CHI

G Jrue Holiday, MIL

F Jaren Jackson Jr., MEM

F Evan Mobley, CLE

C Brook Lopez, MIL

#### Second Team

G Derrick White, BOS

G Dillon Brooks, MEM

F O.G. Anunoby, TOR

F Draymond Green, GSW

C Bam Adebayo, MIA



# OPPONENTS

## 2023 NBA DRAFT

### FIRST ROUND

Team	Player	Position	Prior to NBA/Country
1. San Antonio	Victor Wembanyama	Center	Metropolitans 92 (France)/France
2. Charlotte	Brandon Miller	Forward	Alabama/USA
3. Portland	Scout Henderson	Guard	G League Ignite/USA
4. Houston	Amen Thompson	Guard	Overtime Elite/USA
5. Detroit	Ausar Thompson	Guard	Overtime Elite/USA
6. Orlando	Anthony Black	Guard	Arkansas/USA
7. Indiana	Bilal Coulibaly	Forward	Metropolitans 92 (France)/France
8. Washington	Jarace Walker	Forward	Houston/USA
9. Utah	Taylor Hendricks	Forward	UCF/USA
10. Dallas	Cason Wallace	Guard	Kentucky/USA
11. Orlando	Jett Howard	Guard	Michigan/USA
12. Oklahoma City	Dereck Lively II	Center	Duke/USA
13. Toronto	Grady Dick	Guard	Kansas/USA
14. New Orleans	Jordan Hawkins	Guard	UConn/USA
15. Atlanta	Kobe Bufkin	Guard	Michigan/USA
16. Utah	Keyonte George	Guard	Baylor/USA
17. Los Angeles Lakers	Jalen Hood-Schiffino	Guard	Indiana/USA
18. Miami	Jaime Jaquez Jr.	Forward	UCLA/USA
19. Golden State	Brandin Podziemski	Guard	Santa Clara/USA
20. Houston	Cam Whitmore	Forward	Villanova/USA
21. Brooklyn	Noah Clowney	Forward	Alabama/USA
22. Brooklyn	Dariq Whitehead	Guard	Duke/USA
23. Portland	Kris Murray	Forward	Iowa/USA
24. Sacramento	Olivier-Maxence Prosper	Forward	Marquette/Canada
25. Memphis	Marcus Sasser	Guard	Houston/USA
26. Indiana	Ben Sheppard	Forward	Belmont/USA
27. Charlotte	Nick Smith Jr.	Guard	Arkansas/USA
28. Utah	Brice Sensabaugh	Forward	Ohio State/USA
29. Indiana	Julian Strawther	Forward	Gonzaga/USA
30. LA Clippers	Kobe Brown	Forward	Missouri/USA

### SECOND ROUND

Team	Player	Position	Prior to NBA/Country
31. Charlotte	James Nnaji	Center	FC Barcelona (Spain)/Nigeria
32. Indiana	Jalen Pickett	Guard	Penn State/USA
33. Minnesota	Leonard Miller	Forward	G League Ignite/Canada
34. Charlotte	Colby Jones	Guard	Xavier/USA
35. Boston	Julian Phillips	Forward	Tennessee/USA
36. Orlando	Andre Jackson Jr.	Guard	UConn/USA
37. Oklahoma City	Hunter Tyson	Forward	Clemson/USA
38. Sacramento	Jordan Walsh	Forward	Arkansas/USA
39. Charlotte	Mouhamed Gueye	Forward	Washington State/Senegal
40. Denver	Maxwell Lewis	Forward	Pepperdine/USA
41. Charlotte	Amari Bailey	Guard	UCLA/USA
42. Washington	Tristan Vukcevic	Forward	Partizan Mozzart Bet (Serbia)/Serbia
43. Portland	Rayan Rupert	Guard	New Zealand Breakers/France
44. San Antonio	Sidy Cissoko	Guard	G League Ignite/France
45. Memphis	Gregory Jackson II	Forward	South Carolina/USA
46. Atlanta	Seth Lundy	Guard	Penn State/USA
47. Los Angeles Lakers	Mojave King	Guard	G League Ignite/ New Zealand
48. LA Clippers	Jordan Miller	Forward	Miami/USA
49. Cleveland	Emoni Bates	Forward	Eastern Michigan/USA
50. Oklahoma City	Keyontae Johnson	Forward	Kansas State/USA
51. Brooklyn	Jalen Wilson	Forward	Kansas/USA
52. Phoenix	Toumani Camara	Forward	Dayton/Belgium
53. Minnesota	Jaylen Clark	Guard	UCLA/USA
54. Sacramento	Jalen Slawson	Forward	Furman/USA
55. Indiana	Isaiah Wong	Guard	Miami/USA
56. Memphis	Tarik Biberovic	Forward	Fenerbahce (Turkey)/Bosnia
57. Washington	Trayce Jackson-Davis	Forward	Indiana/USA
58. Milwaukee	Chris Livingston	Forward	Kentucky/USA

# OPPONENTS

## ALL-TIME NBA STATISTICAL LEADERS

### MOST GAMES PLAYED

Robert Parish	1,611
Kareem Abdul-Jabbar	1,560
Vince Carter	1,541
Dirk Nowitzki	1,522
John Stockton	1,504
Karl Malone	1,476
Kevin Garnett	1,462
Kevin Willis	1,424
LeBRON JAMES	1,421
Jason Terry	1,410

### MOST FT ATTEMPTED

Karl Malone	13,188
Wilt Chamberlain	11,862
Shaquille O'Neal	11,252
Moses Malone	11,090
LeBRON JAMES	11,000
Kobe Bryant	10,011
Dwight Howard	9,455
Kareem Abdul-Jabbar	9,304
Oscar Robertson	9,185
Jerry West	8,801

### MOST ASSISTS

John Stockton	15,806
Jason Kidd	12,091
CHRIS PAUL	11,501
LeBRON JAMES	10,420
Steve Nash	10,335
Mark Jackson	10,334
Magic Johnson	10,141
Oscar Robertson	9,887
RUSSELL WESTBROOK	9,162
Isaiah Thomas	9,061

### MOST MINUTES PLAYED

Kareem Abdul-Jabbar	57,446
Karl Malone	54,852
LeBRON JAMES	54,092
Dirk Nowitzki	51,368
Kevin Garnett	50,418
Jason Kidd	50,111
Elvin Hayes	50,000
Kobe Bryant	48,637
Wilt Chamberlain	47,859
John Stockton	47,764

### MOST 3PT FIELD GOALS MADE

STEPHEN CURRY	3,390
Ray Allen	2,973
JAMES HARDEN	2,754
Reggie Miller	2,560
Kyle Korver	2,450
DAMIAN LILLARD	2,387
Vince Carter	2,290
Jason Terry	2,282
LeBRON JAMES	2,261
Jamal Crawford	2,221

### MOST STEALS

John Stockton	3,265
Jason Kidd	2,684
CHRIS PAUL	2,544
Michael Jordan	2,514
Gary Payton	2,445
Maurice Cheeks	2,310
Scottie Pippen	2,307
Clyde Drexler	2,207
LeBRON JAMES	2,186
Hakeem Olajuwon	2,162

### POINTS

LeBRON JAMES	38,652
Kareem Abdul-Jabbar	38,387
Karl Malone	36,928
Kobe Bryant	33,643
Michael Jordan	32,292
Dirk Nowitzki	31,560
Wilt Chamberlain	31,419
Shaquille O'Neal	28,596
Carmelo Anthony	28,289
Moses Malone	27,409

### MOST 3PT FIELD GOALS ATT.

STEPHEN CURRY	7,929
JAMES HARDEN	7,594
Ray Allen	7,429
LeBRON JAMES	6,563
Reggie Miller	6,486
DAMIAN LILLARD	6,410
Jamal Crawford	6,379
Vince Carter	6,168
Jason Terry	6,010
Paul Pierce	5,816

### MOST BLOCKED SHOTS

Hakeem Olajuwon	3,830
Dikembe Mutombo	3,289
Kareem Abdul-Jabbar	3,189
Mark Eaton	3,064
Tim Duncan	3,020
David Robinson	2,954
Patrick Ewing	2,894
Shaquille O'Neal	2,732
Tree Rollins	2,542
Robert Parish	2,361

### MOST FIELD GOALS MADE

Kareem Abdul-Jabbar	15,837
LeBRON JAMES	14,152
Karl Malone	13,528
Wilt Chamberlain	12,681
Michael Jordan	12,192
Kobe Bryant	11,719
Shaquille O'Neal	11,330
Dirk Nowitzki	11,169
Elvin Hayes	10,976
Hakeem Olajuwon	10,749

### MOST OFFENSIVE REBOUNDS

Moses Malone	6,731
Robert Parish	4,598
Buck Williams	4,526
Dennis Rodman	4,329
Charles Barkley	4,260
Shaquille O'Neal	4,209
Dwight Howard	4,151
Kevin Willis	4,132
Hakeem Olajuwon	4,034
Charles Oakley	3,924

### MOST PERSONAL FOULS

Kareem Abdul-Jabbar	4,657
Karl Malone	4,578
Robert Parish	4,443
Charles Oakley	4,421
Hakeem Olajuwon	4,383
Buck Williams	4,267
Elvin Hayes	4,193
Clifford Robinson	4,175
Kevin Willis	4,172
Shaquille O'Neal/Otis Thorpe	4,146

### MOST FIELD GOALS ATTEMPTED

Kareem Abdul-Jabbar	28,307
LeBRON JAMES	28,044
Karl Malone	26,210
Kobe Bryant	26,200
Michael Jordan	24,537
Elvin Hayes	24,272
John Havlicek	23,930
Dirk Nowitzki	23,734
Wilt Chamberlain	23,497
Carmelo Anthony	22,643

### MOST DEFENSIVE REBOUNDS

Kevin Garnett	11,453
Karl Malone	11,406
Tim Duncan	11,232
Dwight Howard	10,476
Robert Parish	10,117
Dirk Nowitzki	10,021
Hakeem Olajuwon	9,714
Moses Malone	9,481
Kareem Abdul-Jabbar	9,394
LeBRON JAMES	9,001

### MOST FREE THROWS MADE

Karl Malone	9,787
Moses Malone	8,531
Kobe Bryant	8,378
LeBRON JAMES	8,087
Oscar Robertson	7,694
JAMES HARDEN	7,357
Michael Jordan	7,327
Dirk Nowitzki	7,240
Jerry West	7,160
Paul Pierce	6,918

### MOST TOTAL REBOUNDS

Wilt Chamberlain	23,924
Bill Russell	21,620
Kareem Abdul-Jabbar	17,440
Elvin Hayes	16,279
Moses Malone	16,212
Tim Duncan	15,091
Karl Malone	14,968
Robert Parish	14,715
Kevin Garnett	14,662
Dwight Howard	14,627



# OPPONENTS

## ALL-TIME NBA STATISTICAL LEADERS

### HIGHEST SCORING AVERAGE

(400 Games or 10,000 Points Minimum)

Player	G	Pts	Avg
Michael Jordan	1,072	32,292	30.12
Wilt Chamberlain	1,045	31,419	30.07
Elgin Baylor	846	23,149	27.36
KEVIN DURANT	986	26,892	27.27
JOEL EMBIID	394	10,718	27.20
LeBRON JAMES	1,421	38,652	27.20
Jerry West	932	25,192	27.03
Allen Iverson	914	24,368	26.66
Bob Pettit	792	20,880	26.36
George Gervin	791	20,708	26.18

### HIGHEST FIELD GOAL PERCENTAGE

(2,000 FGM minimum)

Player	FGM	FGA	Pct
DeANDRE JORDAN	3,707	5,492	.6750
RUDY GOBERT	3,156	4,826	.6540
CLINT CAPELA	2,899	4,620	.6275
MONTREZL HARRELL	2,506	4,050	.6188
Artis Gilmore	5,732	9,570	.5990
DeANDRE AYTON	2,213	3,709	.5967
Tyson Chandler	3,558	5,964	.5966
MASON PLUMLEE	2,508	4,214	.5952
STEVEN ADAMS	2,713	4,619	.5874
Dwight Howard	7,051	12,016	.5868

### HIGHEST FREE THROW PERCENTAGE

(1,200 FTM minimum)

Player	FTM	FTA	Pct
STEPHEN CURRY	3,454	3,801	.9087
Steve Nash	3,060	3,384	.9043
Mark Price	2,135	2,362	.9039
Rick Barry	3,818	4,243	.8998
DAMIAN LILLARD	4,427	4,946	.8951
Peja Stojakovic	2,237	2,500	.8948
Chauncey Billups	4,496	5,029	.8939
Ray Allen	4,398	4,920	.8939
JJ Redick	2,060	2,310	.8918
Calvin Murphy	3,445	3,864	.8916

### HIGHEST 3-POINT FIELD GOAL PERCENTAGE

(250 3FGM Minimum)

Player	3FGM	3FGA	Pct
Steve Kerr	726	1,599	.4540
Hubert Davis	728	1,651	.4409
Drazen Petrovic	255	583	.4374
JOE HARRIS	1,016	2,324	.4372
LUKE KENNARD	683	1,563	.4370
SETH CURRY	824	1,893	.4353
Jason Kapono	457	1,054	.4336
Tim Legler	260	603	.4312
Steve Novak	575	1,337	.4301
Kyle Korver	2,450	5,715	.4287

## TOP 100 ALL-TIME NBA CAREER SCORERS

Player	YRS	G	PTS	AVG	Player	YRS	G	PTS	AVG	Player	YRS	G	PTS	AVG
LeBRON JAMES	20	1,421	38,652	27.2	Gary Payton	17	1,335	21,813	16.3	Bob McAdoo	14	852	18,787	22.1
Kareem Abdul-Jabbar	20	1,560	38,387	24.6	Larry Bird	13	897	21,791	24.3	Zach Randolph	16	1,116	18,578	16.6
Karl Malone	19	1,476	36,928	25.0	CHRIS PAUL	18	1,214	21,755	19.9	Mark Aguirre	13	923	18,458	20.0
Kobe Bryant	20	1,346	33,643	25.0	STEPHEN CURRY	14	882	21,712	24.6	Dolph Schayes	15	996	18,438	18.5
Michael Jordan	15	1,072	32,292	30.1	DEMAR DEROZAN	14	1,031	21,685	21.0	Rick Barry	10	794	18,395	23.2
Dirk Nowitzki	21	1,522	31,560	20.7	Hal Greer	15	1,122	21,586	19.2	Tracy McGrady	15	938	18,381	19.6
Wilt Chamberlain	14	1,045	31,419	30.1	Walt Bellamy	14	1,043	20,941	20.1	Julius Erving	11	836	18,364	22.0
Shaquille O'Neal	20	1,207	28,996	23.7	Pau Gasol	20	1,226	20,894	17.0	Glen Rice	15	1,000	18,336	18.3
Carmelo Anthony	19	1,260	28,289	22.5	Bob Pettit	11	792	20,880	26.4	Dave Bing	12	901	18,327	20.3
Moses Malone	19	1,329	27,409	20.6	David Robinson	14	987	20,790	21.1	World B. Free	13	886	17,955	20.3
Elvin Hayes	16	1,303	27,313	21.0	George Gervin	10	791	20,708	26.2	Calvin Murphy	13	1,002	17,949	17.9
Hakeem Olajuwon	16	1,238	26,946	21.8	LaMarcus Aldridge	16	1,076	20,558	19.1	Lou Hudson	13	890	17,940	20.2
KEVIN DURANT	15	986	26,892	27.3	Mitch Richmond	14	976	20,497	21.0	Chris Mullin	16	986	17,911	18.2
Oscar Robertson	14	1,040	26,710	25.7	Joe Johnson	17	1,277	20,407	16.0	Lenny Wilkens	15	1,077	17,772	16.5
Dominique Wilkins	15	1,074	26,668	24.8	Tom Chambers	16	1,107	20,049	18.1	Bailey Howell	12	950	17,770	18.7
Tim Duncan	19	1,392	26,496	19.0	Antawn Jamison	16	1,083	20,042	18.5	Magic Johnson	13	906	17,707	19.5
Paul Pierce	19	1,343	26,397	19.7	John Stockton	19	1,504	19,711	13.1	Shawn Marion	16	1,163	17,700	15.2
John Havlicek	16	1,270	26,395	20.8	Bernard King	14	874	19,655	22.5	RUDY GAY	17	1,120	17,642	15.8
Kevin Garnett	21	1,462	26,071	17.8	Clifford Robinson	18	1,380	19,591	18.9	Rolando Blackman	13	980	17,623	18.0
Vince Carter	22	1,541	25,728	16.7	Walter Davis	15	1,033	19,521	14.2	Otis Thorpe	17	1,257	17,599	14.0
Alex English	15	1,193	25,613	21.5	Dwight Howard	18	1,242	19,485	15.7	Jason Kidd	18	1,391	17,529	12.6
Reggie Miller	18	1,389	25,279	18.2	Tony Parker	18	1,254	19,473	15.5	Earl Monroe	13	926	17,454	18.8
Jerry West	14	932	25,192	27.0	Terry Cummings	18	1,183	19,460	16.4	Steve Nash	18	1,217	17,387	14.3
Patrick Ewing	17	1,183	24,815	21.0	Jamal Crawford	20	1,327	19,419	16.6	Kevin McHale	13	971	17,335	17.9
JAMES HARDEN	14	1,000	24,693	24.7	DAMIAN LILLARD	11	769	19,376	25.2	Michael Finley	16	1,103	17,306	15.7
Ray Allen	18	1,300	24,505	18.9	Bob Lanier	14	959	19,248	20.1	Jack Sikma	14	1,107	17,287	15.6
RUSSELL WESTBROOK	15	1,094	24,457	22.4	Eddie A. Johnson	17	1,199	19,202	16.0	Kevin Willis	12	1,424	17,253	12.1
Allen Iverson	14	914	24,368	26.7	Gail Goodrich	14	1,031	19,181	18.6	Jeff Malone	13	905	17,231	19.0
Charles Barkley	16	1,073	23,757	22.1	Reggie Theus	13	1,026	19,015	18.5	Chris Bosh	13	893	17,189	19.2
Robert Parish	21	1,611	23,334	14.5	Dale Ellis	17	1,209	19,004	15.7	Chris Webber	14	831	17,182	20.7
Adrian Dantley	15	955	23,177	24.3	Scottie Pippen	17	1,178	18,940	16.1	Grant Hill	18	1,026	17,137	16.7
Dwyane Wade	16	1,054	23,165	22.0	Jason Terry	19	1,410	18,881	13.4	Bob Cousy	14	924	16,960	18.4
Elgin Baylor	14	846	23,149	27.4	Chet Walker	13	1,032	18,831	18.2					
Clyde Drexler	15	1,086	22,195	20.4	Isiah Thomas	13	979	18,822	19.2					



**MEDIA**



# MEDIA

## FOLLOWING THE PELICANS

The New Orleans Pelicans and Bally Sports will begin their 12th year of bringing a variety of both home and road games into the homes of the Greater New Orleans area and Gulf South region. BSNO is scheduled to broadcast 78 regular season games and is available statewide on cable and satellite providers. With the continuation of the affiliation comes a return to the broadcast team, with Joel Meyers (Play-by-Play), former New Orleans Player Antonio Daniels (Color Analyst) and Jennifer Hale (Sideline Reporter). Included will be a live 30-minute pre and post-game show as well as additional programming.




BSNO can be found locally on Cox (Channel 1038), AT&T U-Verse (Channel 1757), DirecTV (Channel 676-4) and Spectrum (Channel 810). Additionally, all Pelicans games will be available on Bally Sports+, a new streaming platform that will offer streaming of live Pelicans games on a direct-to-consumer basis within the Pelicans' local territory.



**Josh Richardson**  
Executive Producer



**Cameron Galloway**  
Camera Director



**Ryan Doyle**  
Associate Producer



**Jon Sauer**  
EVS Operator

### Radio Network Flagship Station - 99.5 FM WRNO

All 82 regular season games, the entire preseason and the Pelicans' playoff contests will be heard on the team's flagship station WRNO, 99.5 FM, as the Pelicans enter their second of a multi-season agreement with iHeartMedia, Inc. Additionally, you can listen to the Pelicans radio broadcast on the Pelicans app. Todd Graffagnini is in his fifth season as the radio voice of the Pelicans, John DeShazier is in his 12th season as color analyst and Erin Summers enters her third season as the sideline reporter for the Pelicans Radio team. Graffagnini, DeShazier and Joe Cardosi will also host a weekly insiders show featuring interviews with Pelicans players, coaches, front office executives and other guests.



## 2023-24 RADIO AFFILIATES

### Flagship

New Orleans  
WRNO 99.5 FM

### Louisiana Affiliates

Alexandria  
KDBS 1410 AM

Lafayette  
KROF 960 AM

Tallah  
KTJZ 97.5 FM

### Florida Affiliates

Pensacola  
WPNN 103.7 FM

## COVERING THE PELICANS



**Christian Clark**  
Times-Picayune |  
New Orleans Advocate  
Beat Writer



**Will Guillory**  
The Athletic Beat Writer



**ROD WALKER**  
Times-Picayune |  
New Orleans Advocate  
Columnist



**ANDREW LOPEZ**  
ESPN.com Beat Writer



**BRETT MARTEL**  
Associated Press Reporter



## **JOEL MEYERS** **TELEVISION PLAY-BY-PLAY ANNOUNCER**

Entering his 12th season with the New Orleans Pelicans as the team's television play-by-play announcer, Joel Meyers brings over 25 years of broadcast experience to the organization. Meyers came to New Orleans after six seasons as the Los Angeles Lakers' TV Play-By-Play announcer (2005-11) and two as the Lakers' radio play-by-play announcer (2003-2005). Meyers won two Emmy awards in his time as L.A.'s TV play-by-play man and previously served four years as the voice of San Antonio Spurs' television broadcast before joining the Lakers.

Having worked for ESPN for more than a decade calling college football, college basketball and professional golf, Meyers has also worked for NBC covering the NFL, two Olympic Games as well as the NBA and professional golf. In addition, Meyers has worked Sunday nights for CBS/WestwoodOne for the past 10 years and will continue to call NFL action while also calling Big 12 college football on FSN every Saturday night.

A St. Louis native, Meyers attended the University of Missouri.



## **ANTONIO DANIELS** **TELEVISION COLOR ANALYST**

Antonio Daniels enters his fifth season on the New Orleans Pelicans broadcast crew as a color analyst. Daniels, who played 61 games with the New Orleans Hornets in 2008-09, joined the Bally Sports New Orleans broadcast team after serving as a studio analyst for Bally Sports Oklahoma and Bally Sports Southwest from 2015-19.

Selected by the Vancouver Grizzlies with the fourth overall pick in the 1997 NBA Draft, Daniels played 14 seasons in the NBA from 1997-2011. He won an NBA championship in 1999 as a member of the San Antonio Spurs and also played for the Portland Trail Blazers, Seattle SuperSonics, Washington Wizards, New Orleans Hornets and Philadelphia 76ers. During his career, the 6'4" guard averaged career numbers of 7.6 points, 3.4 assists and 1.8 rebounds in 872 regular season games. Daniels also appeared in 80 Playoff contests, averaging 13.4 points, 4.5 assists, and 3.2 rebounds.

A native of Columbus, Ohio, Daniels played collegiately at Bowling Green State University, where he was the Mid-American Conference Player of the Year in 1997. Following his playing career, Daniels has worked as an analyst on SiriusXM NBA Radio as well as a broadcaster and co-host for a radio sports talk show on KZDC ESPN San Antonio, where he was named the 2015 San Antonio Magazine Radio Personality of the Year.



## **JEN HALE** **TELEVISION SIDELINE REPORTER**

Jen Hale returns as the Pelicans' sideline reporter on Bally Sports broadcasts, in addition to her duties as a sideline reporter for the NFL on Fox, studio host on Fox Sports 1 and an NFL analyst for Fox & Friends. Hale is an award-winning sports journalist who began her career as a political reporter and news anchor. She now sits on the LSU Letterman's Club Board of Directors and is a member of the NFL Women's Community, in addition to raising her three-year-old niece.

Jen has won multiple Edward R. Murrow Emmy, and AP awards throughout her career. Born in New Orleans, Jen grew up in Mobile, Ala., where she ran track, played softball and was a competitive gymnast. She returned to Louisiana to attend LSU's Honors College where she majored in Political Science. Jen was a captain of the LSU Cheerleading Squad, Miss LSU, LSU Homecoming Queen, a member of Delta Zeta Sorority and the Golden Key Honor Society.

Jen earned her Master of Science in broadcast journalism from Northwestern University in Chicago. She also attended The Fund for American Studies' Institute on Political Journalism at Georgetown University and completed a certificate on Irish



Culture and Politics at University College Dublin in Ireland.

Jen published her first book, *Historic Plantations of Alabama's Black Belt*, in 2009 and is now working on her second publication. She is also a RIAS Commission Fellow, spending several weeks in Germany and Belgium studying the German and European Union systems of government, press and trade.

Philanthropy is a big part of Jen's life. In 2015, Hale launched *Sideline Pass*, an organization aimed at educating and empowering young women to become strong, confident and successful leaders in a variety of fields. *Sideline Pass* has awarded more than \$150,000 in academic scholarships to New Orleans youth. *Sideline Pass* has partnered with numerous New Orleans athletes and personalities in order to raise money for scholarships and gifts for the group's annual Holiday Toy Drive benefitting foster children. A few of *Sideline Pass*' partners in these endeavors include Gayle Benson, Swin Cash, Kira Lewis Jr, Cam Jordan, Curtis Lofton, Thomas Morstead, Lance Moore, Roman Harper, Pierre Thomas and Ashley Longshore.



## **TODD GRAFFAGNINI** **RADIO PLAY-BY-PLAY ANNOUNCER**

Todd Graffagnini enters his fifth season as the radio play-by-play voice of the New Orleans Pelicans in 2023-24. In addition to his duties with the Pelicans, he also serves as a contributor on all of the franchise's digital media platforms, conducting exclusive interviews with players, coaches and executives from both the Pelicans and New Orleans Saints franchises.

Prior to joining the Pelicans, Graffagnini served as a full-time baseball radio play-by-play broadcaster at Tulane University since 1994 and the "Voice of the Green Wave" from 2007-19, calling men's basketball, football and baseball games for Tulane. He also hosted the Tulane coaches' television and radio shows. On Sept. 29, 2023, Graffagnini was inducted into the

Tulane Athletics Hall of Fame.

A graduate of Jesuit High School and Loyola University in New Orleans, Graffagnini has also served as the studio host for the New Orleans Hornets (2002-05), as well as a play-by-play announcer and color analyst for Minor League Baseball's New Orleans Zephyrs in 2001.



## **JOHN DESHAZIER** **RADIO COLOR ANALYST**

John DeShazier enters his 12th season with the Pelicans radio broadcast team. DeShazier will serve as the color analyst on Pelicans radio broadcasts. In addition to his Pelicans duties, DeShazier is the primary writer for [NewOrleansSaints.com](http://NewOrleansSaints.com).

Prior to joining the Pelicans, DeShazier was a general sports columnist and sports writer for *The Times-Picayune* newspaper in New Orleans from 1992-2012. During those 20 years, he covered and opined on local and state teams and also covered and opined on events, including the NBA Finals, the Super Bowl, the NBA All-Star Game, the NCAA Final Four, the BCS National Championship Game and the Sugar Bowl.

Four times, he was honored by the Louisiana Sports Writers Association as having written the top high school or pro sports column in the state and once, by the Louisiana/Mississippi Associated Press Managing Editors for having written the top sports column.

A native of Macon, Ga., DeShazier graduated from Georgia College and State University in Milledgeville, Ga., in 1989 with a Bachelor of Science degree in Journalism.

He has been a member of the Phi Beta Sigma Fraternity, Inc., since 1985 and is active in the New Orleans graduate chapter, Theta Beta Sigma.




## **ERIN SUMMERS** **RADIO SIDELINE REPORTER/BROADCAST COORDINATOR**

Erin Summers enters her third season as the sideline reporter for the Pelicans Radio team. In addition to her duties as sideline reporter, Summers appears on The New Orleans Pelicans Podcast presented by SeatGeek, hosts the New Orleans Saints Podcast, and appears on the Saints pre and postgame show.

In 2020, she began working as a reporter on Behind The Lines: The Academy Football Report, covering the service-academy football teams and as an associate director for Game Time with Boomer Esiason.

She has worked as a sideline reporter, analyst and host for ESPN, the ACC Network, and other regional sports networks covering the ACC, Big South, AAC, SoCon and North Carolina high school sports.

The UNC-Chapel Hill graduate started as a multi-media sports reporter for WRAL-TV in Raleigh, covering the ACC, Carolina Hurricanes and Carolina Panthers.




## **JOE CARDOSI** **RADIO PRODUCTION COORDINATOR**

Joe Cardosi enters his second season as Radio Production Coordinator after spending 10 years with the Pelicans as Network Coordinator.

Cardosi is the co-host of the Pelicans Podcast alongside Pelicans writer, Jim Eichenhofer and runs master control and production of all Pelicans radio broadcasts.

Previously, he was co-host and producer of The Sports Hangover and senior producer at WIST Radio, appearing on Yahoo Radio as well.

Cardosi has lived in New Orleans for 19 years and is a native of South Lafourche, Louisiana.



## **GUS KATTENGELL** **STUDIO HOST**

Gus Kattengell enters his second season as the studio host in 2023-24, hosting the pregame, halftime, and postgame shows on the Pelicans Radio Network. Kattengell served in the same capacity during the 2010-11 season with the then New Orleans Hornets.

Engrained in the New Orleans media scene for over two decades, Kattengell has hosted a daily radio program called The Sports Hangover since 2010. Over the course of his career, Kattengell has also served in various radio roles with the New Orleans Saints, Tulane

University football and basketball, as well as the Arena Football League's New Orleans Voodoo. Additionally, he has hosted Arkansas Game Day on CST/Yurview Saturdays for the past five seasons.

A graduate of Brother Martin High School, Kattengell earned a degree in broadcast journalism from the University of Southern Mississippi.





## **DOUG TATUM** **VICE PRESIDENT OF DIGITAL MEDIA**

Doug Tatum enters his 12th season with the New Orleans Pelicans, his fourth as Vice President of Digital Media after serving as the Executive Director of Digital Media for eight seasons. Tatum oversees the direction of all digital media properties and the support staff for both the Pelicans and the New Orleans Saints, including all social media accounts and all team-related mobile platforms.

Prior to joining the Pelicans, Tatum served 13 years, first as deputy, then as lead sports editor, for the state's largest newspaper, The Times-Picayune. Tatum helped usher NOLA.com through a transition phase that saw the reduction of The Times-Picayune from a daily

newspaper to a more digitally focused endeavor. Tatum was part of The Times-Picayune staff that received two Pulitzer Prizes for its coverage of Hurricane Katrina and its aftermath. Under his guidance, the sports staff of The Times-Picayune earned numerous state, regional and national awards for its work.

Tatum, a 1992 graduate of Western Kentucky University and native of Louisville, also previously served as an editor at The Cincinnati Enquirer and The (Louisville) Courier-Journal.



## **JIM EICHENHOFER** **PUBLICATIONS AND NEW MEDIA MANAGER**

Jim Eichenhofer begins his 18th full season with the Pelicans as publications and new media manager, serving as the primary writer for Pelicans.com.

Since coming to the NBA in 2005, he has organized and directed many of the multi-team features that have appeared on NBA.com and individual team websites.

Prior to joining the Pelicans, Eichenhofer was a sportswriter for daily newspapers in Geneva, N.Y., and Auburn, N.Y., earning an Associated Press award for column writing. He has written over 100 feature articles for national basketball magazines SLAM, Inside Stuff and HOOP,

interviewing and profiling NBA players such as Yao Ming, Chris Bosh, Tony Parker and Kevin Durant. He's written magazine articles on New Orleans players including Anthony Davis, Tyson Chandler, Greivis Vasquez and Carl Landry. In addition to those national magazine assignments, he's written player and team features for the NBA All-Star Game and NBA Finals official programs. He has also appeared as a guest on NBA TV.

Eichenhofer is a native of Waterloo, N.Y. and graduate of Ithaca (N.Y.) College.



## **MATT RYAN** **EXECUTIVE DIRECTOR OF BASKETBALL COMMUNICATIONS**

Matt Ryan enters his 12th season with the New Orleans Pelicans, his first as Executive Director of Basketball Communications. He served his first 11 seasons as the Director of Basketball Communications for the Pelicans.

Ryan oversees many of the daily aspects of the department such as the media guide, credentialing, writing news releases, fulfilling player and staff interview requests both locally and nationally, while maintaining statistical upkeep of player performances.

As Director, Ryan represents the department on all team travel including road trips, All-Star events, Summer League and the NBA Draft. He transitioned to the department in 2012 after beginning his career with the New Orleans Saints communications department prior to the 2011 season.

Ryan is a New Orleans native who graduated from Jesuit High School and Tulane University.




## **CHRIS TRAHANT**

### **SENIOR MANAGER, BASKETBALL COMMUNICATIONS & BROADCAST**

Chris Trahant enters his 11th season with the New Orleans Pelicans Basketball Communications department, his first as Senior Manager, Basketball Communications & Broadcast. Trahant is the department's primary editor of team publications and is responsible for maintaining team statistical databases, organizing game day administrative operations, and fulfilling external and internal media requests, as well as accompanying the organization on team travel.

Trahant also fulfills broadcasting duties that include serving as the team's liaison with Bally Sports and national television broadcast partners.

He transitioned fully to the department prior to the 2014-15 season after serving as New Orleans Saints/Pelicans Communications Intern for the 2013-14 season. Trahant is a New Orleans native who graduated from Jesuit High School and Louisiana State University.



## **HENRY VALIER**


### **BASKETBALL COMMUNICATIONS COORDINATOR**

Henry Valier enters his fifth season with the New Orleans Pelicans Basketball Communications department, his third as Basketball Communications Coordinator.

Valier is responsible for assisting with the composition and editing of game notes and the media guide, managing the Pelicans press website and assisting with the execution of day-to-day basketball communications responsibilities, as well as accompanying the organization on team travel.

Prior to joining the Pelicans full-time in 2021, Valier served as the Digital Media/Basketball Communications Associate for both the New Orleans Pelicans/Saints for two seasons (2019-21), and before that interned for the Saints communications staff during the Summer of 2018.

A native of St. Louis, Missouri, Valier graduated from the University of Missouri (Columbia, MO), where he received his Bachelor's degree in Sport Management.



**SAM SHANNON**  
**CORPORATE COMMUNICATIONS MANAGER**



**JANELLE DAVIS**  
**BASKETBALL COMMUNICATIONS ASSOCIATE**



## **Media Credentials**

---

Single game requests should be directed to the Pelicans communications office no later than 48-hours before the game you wish to cover. First-time requests must be in written form on company letterhead and received by the aforementioned deadline. Because of limited press seating, credentials and/or media seating cannot be guaranteed. Credentials are good for admittance to the press room, dining area and seating areas and may be picked up at the press entrance (located at the Elevators 1 & 2 entrance located on Dave Dixon Drive near the corner of Magnolia Street). Credentials must be worn at all times and are non-transferable. Any unauthorized use will subject the bearer to ejection from the arena and the forfeiture of the credential. An autograph or photo request by a media member will also result in the forfeiture of the credential. Photographs of full-season or single-game credentials are not to be posted on social media platforms, and doing so can result in the forfeiture of credentials.

## **International Media Policy**

---

Media representing an organization with affiliations located outside Canada or the United States must contact NBA International by emailing Michael Perrelli (mperrelli@nba.com) to arrange credentials. Please do not contact the Pelicans media relations department. Additional information on international media policies can be obtained from the NBA League Office.

## **Press Parking/Press Gate**

---

All credentialed media may park in Garage 5, located on the corner of Magnolia Street and Dave Dixon Drive, just northwest of the Smoothie King Center. Pelicans PR will provide each media member with a mobile parking pass that will be sent to a designated SeatGeek account. Please refer to the attached map for reference to parking in Garage 5. Please note that the media entrance at the Smoothie King Center has moved to a new location. Media Will Call is now located at the Elevators 1 & 2 entrance located on Dave Dixon Drive near the corner of Magnolia Street. The loading dock will no longer be an entry point for media or broadcast personnel. Photos and diagrams of the media entrance are attached. The media entrance opens three hours prior to the game.

## **Media Work Space/Media Dining**

---

Upon entering the Smoothie King Center through the media entrance, proceed through the elevator lobby and into the hallway, then follow the Media Work Room signage. The Media Work Room is located near the visiting team tunnel. Seating charts will be posted throughout the Media Work Room and the press seating areas. A complimentary meal will be available in the Tall Storage Area of the Smoothie King Center, located on the West side of the ground level.

## **Smoothie King Center Press Seating**

---

Print media press seating is located above Sections 112, 113, 120 and 124 of the Smoothie King Center, as well as Press Box B above section 330. To access these seats in 112 and 113 from the media work room, walk out to the court, behind the visiting bench, and up the stairs between sections 113 and 114. To access media seating above section 120 and 124 from the media work room, walk out to the court, across the baseline, and up the stairs between Sections 122 and 123. Visiting sideline reporters and advance team scouts will be seated on the baseline closest to the visitor's bench in front of Section 118. Auxiliary press seating for media members and NBA team scouts is located above Section 124. To access to Press Box B, take the elevator located outside of the Pelicans Broadcast Offices (to the left of the media entrance and ASM Security control room) to the top floor (PR).

## **Photographers**

---

Season passes will be provided to accredited photographers from New Orleans area daily newspapers and television stations who plan on covering at least 30 of the 41 regular season home games. Weekly newspaper photographers will be handled on an individual game basis. Photographers must be on assignment for a publication to be credentialed. Limited space is available at each end of the court for both television and still photographers. Photographers must stay in the designated area. Photographers may not sit on equipment cases and live television cameras have first priority on location and right of way. All NBA league rules regarding photography apply. Photographers/videographers that have a baseline position on the court must wear a photo vest, which can be retrieved from the media workroom from a member of the Pelicans PR staff. Only those wearing a vest may shoot from the court from 30 minutes before the scheduled tip through the conclusion of the game. An auxiliary photo bank for photographers not provided with a baseline position is located above section 124.

## **Internet Access**

---

The Smoothie King Center offers wireless internet service to working media. To access the internet, please select the Caesars Wi-Fi network. There is no password. If you should have any questions related to your wireless access, or would like a hard line for internet access, please let us know and we will be happy to assist you.

## **Pre and Post-Game Interviews**

---

All Tier 1 and Tier 2 media will be allowed in each team's press conference room. Pelicans press conferences will be held in Locker Room 8, while the visiting team's press conferences will take place in the Media Work Room. Pelicans Head Coach Willie Green's pregame press conference will start 105 minutes prior to the game, while the visiting head coach will be available 90 minutes prior to the game. Each head coach and at least two players from each team will be available in their respective interview rooms following the game.

## **NBA TV Arena Link Room**

---

The NBA TV Arena Link room at the Smoothie King Center is stationed next to the Pelicans player entrance. Should you need to utilize the Arena Link system, please contact a member of the Pelicans basketball communications department.

## **Live Shots**

---

Television stations wishing to conduct live shots may do so pre and post-game. Live shots may be staged behind the courtside seats along either baseline areas. Pre-game live shots must conclude no later than 30 minutes prior to the scheduled start of the game.

## **Game Notes and Statistics**

---

Game notes and additional press materials are available in the press room four hours before each game. Statistics are distributed to the working media during the game and are also available in the press room. Post-game notes and quotes are distributed a short time following the completion of the game. In an effort to reduce our paper consumption, in-game statistics for print media, as well as post-game notes and quotes, will be distributed via email. Box scores and game books will be available in the media workroom. Statistics monitors are provided for television and radio broadcasts as well as for print and television media.

## **Injury Reports/Updates**

---

Reports and updates on players who are injured during a game will be distributed by the Pelicans basketball communications department. Additionally, please follow @PelicansPR on twitter for in-game reports and updates.

## **Meals**

---

A complimentary pre-game meal is served in the tall storage area at the Smoothie King Center three hours before each game.

## **Practice Policy**

---

The Pelicans practice at the Ochsner Sports Performance Center, located at 5800 Airline Drive in Metairie, LA. Media should enter through the press entrance of the building (posted on the doors, located adjacent to the main entrance) and park in the general parking lot. Practices are closed to the public. The final 15 minutes of practice will be open to the media. Head Coach Willie Green and players are available immediately following practice for interviews. Please contact the Pelicans basketball communications department to confirm practice times and the availability of the players and coaches. One-on-one interviews should be scheduled in advance with the Pelicans communications department.

## **Directions From Louis Armstrong New Orleans International Airport to the Smoothie King Center**

---

Follow airport access road to I-10 East. Go approximately eight miles, stay in the right lanes at I-10/I-610 split (after Bonabel Blvd. Exit) and follow I-10 Eastbound towards downtown New Orleans. Go approximately three miles after the split, stay in the middle lanes and take the Superdome Exit. Turn right at the end of the ramp onto Girod Street. The arena is in the first block on your right. Driving time is approximately 30 minutes, but allow 45 minutes during rush hour.

## **Directions From Downtown New Orleans to the Ochsner Sports Performance Center**

---

Take I-10 westbound towards Baton Rouge. Exit 226 for Clearview Parkway South towards the Huey Long Bridge. Merge on to Clearview Parkway and turn right on to Airline Drive. Destination is 1.1 miles up Airline on the left hand side at the intersection of Elise Avenue. The duration of the trip is approximately 20 minutes. Please see above practice policy for parking and entrance instructions.





**MISCELLANEOUS**

# MISCELLANEOUS

## SMOOTHIE KING CENTER



### SEATING CAPACITIES

Basketball: 18,500 (16,867 for Pelicans)

Concert (end stage): 17,000

A center stage for all forms of entertainment, the Smoothie King Center is home to the Pelicans and is the setting for some of the music industry's top performers and acts. The 16-year-old arena (opened October 29, 1999) stands tall in the colorful mix of downtown New Orleans and is connected by two pedestrian ramps to the magnificent Mercedes-Benz Superdome. Built for \$112 million, the facility is managed by ASM Global, which provides facility services to 189 venues worldwide. With a seating capacity of 18,500 (16,867 for Pelicans games), the Arena contains 56 executive suites, HUB Club including 140 seats, and 2,800 club seats, maintaining and providing personal amenities specific to each suite. The Arena provides numerous amenities at various locations for the convenience of its patrons: 24 permanent stands for food and beverage, three permanent stands for merchandise, 18 women's restrooms and 14 men's restrooms on public concourses and a 5,000-car Superdome garage adjacent to the Arena. All seating and access are in compliance with ADA regulations.

### IMPROVEMENTS

The Smoothie King Center recently underwent \$50 million in renovations. The first phase of upgrades, which was completed before the start of the 2013-14 season, include new club locations, an internal bandstand/bar area, suite renovations, interior club renovations, as well as the creation of exterior club space, expansion of the existing Courtside Club as well as the popular Hub Club, a new VIP area, a limited access Chairman's Club, a grand new lobby, and expanded locker rooms. The second phase included exterior work and was finished prior to start of the 2014-15 season. The third phase, which was completed prior to the start of the 2015-16 season, was highlighted by a new, state-of-the-art video scoreboard.

### LOCATION

The Smoothie King Center is located in downtown New Orleans, at the foot of a ramp from Interstate 10, the Mississippi River Bridge approach and the Pontchartrain Expressway; connected by two pedestrian ramps to the Caesars Superdome.

### CLUB SEATS

The Smoothie King Center has 2,800 club seats via seat licenses, all located in the middle sections of the lower bowl; 1,400 each side of the arena floor. All have oversized, cushioned seats with cup holders. Excellent access is provided to Club lounges (one on each side). Club seat holders have options for all Arena events.

### EXECUTIVE SUITES

The Smoothie King Center has 56 executive suites; 16 have 18 theatre-style seats; all others have 12 theatre-style seats. Other amenities include a private concourse, refrigerators, wet bar, television sets with in-house TV and cable channels, access and membership to two club level lounges and preferred parking. The super suite remains one of the Arena's unique attributes. Named the HUB club (HUB International Ltd.), this super suite offers the convenience, comfort, and service of a private suite on a single-game basis. The HUB Club includes 140 seats and is newly furnished with the same plush carpeting, tables, chairs and TV monitors.

### COURTSIDE CLUB

Accessed from the East Lobby on La Salle Street, the Courtside Club offers a lounge area, dining facilities, a patio area and a unique view of the team as it heads onto the court.

### SCOREBOARDS/INFORMATION SYSTEM

The Smoothie King Center has a four-sided center-hung scoreboard and four Daktronics ProAd hustle boards located in each corner of the arena and monitors throughout the concourses, suites and private dining areas.

### PRESS FACILITIES

Media facilities include lower bowl seating, a working press area, an interview area, dining area and provisions for uplink to satellite vans and state-of-the-art TV broadcast facilities.

### LOCKER ROOMS

Along with the Pelicans locker room and visiting NBA locker room, the Smoothie King Center is equipped with three additional locker rooms along with six dressing rooms and three production offices.

### CONCESSION STANDS

The Smoothie King Center has 24 permanent concession stands plus numerous other portable units for the sale of food, beverages and souvenir items.

### BOX OFFICE

The Smoothie King Center has full box office services, with 16 ticket windows at the main entrance on the Northwest corner of facility plus six additional windows on the East end of the building. The box office phone number is (504) 587-3822.

### ARENA FLOOR

The Smoothie King Center floor has 24,650 square feet of column-free space; 290 ft. long by 85 ft. wide, with retractable seating units in one end zone.



# MISCELLANEOUS

## TICKET MAP



## OCHSNER SPORTS PERFORMANCE CENTER



### LOCATION

5800 Airline Drive,  
Metairie, LA 70003

### TELEPHONE

504-593-4700

The New Orleans Pelicans relocated to a brand new, state-of-the-art practice facility on the campus of the Ochsner Sports Performance Center prior to the start of the 2013-14 season. The Pelicans share the Ochsner Sports Performance Center with the NFL's New Orleans Saints at 5800 Airline Drive in Metairie, LA, the only such arrangement in major North American sports. The \$16 million, 50,000 square foot practice facility houses a 32,000 square foot practice area that features two full-sized basketball courts, offices for coaches and basketball operations staff, and a team theatre

for film review. The building also includes a 12,000 square foot area that contains the Pelicans' locker room, players' lounge, barber shop, equipment room, and training room. Prior to the new facility, the team had operated at a temporary setup at the Alario Center, a public multipurpose facility in Westwego, La. after moving to New Orleans in 2002.

In the summer of 2019, the facility underwent a multi-million dollar renovation, which included a completely re-invisioned weight room, medical facilities and team locker room.



# MISCELLANEOUS

## LOGOS / MARKS

### PARTIAL ICON



### GLOBAL LOGO



### SECONDARY LOGOS



#### "BIRD-DE-LIS"

Incorporates pelican, fleur-de-lis and crescent basketball.



#### CIRCULAR

Incorporates cultural reference to "Crescent City" more formally and includes fleur-de-lis and crescent basketball.

### Wordmark

Inspired by French Quarter street signs.

### Fleur-De-Lis

A most notable symbol of New Orleans, the Fleur-de-lis is also represented within the primary and secondary marks. Its roots lie within its French origin and the deep cultural heritage of our city and is thus displayed on the city's flag. The mark, however, came to mean much more after Hurricane Katrina devastated the region, and came to symbolize the heart and resolve of the city.

### Crescent Basketball

Coined the "Crescent City" in 1835, New Orleans derived its popular nickname as it was established along the semi-circle bend of the Mississippi River. The crescent shape is thereby represented in several of the marks.

## NEW ORLEANS PELICANS OFFICIAL COLORS

■ PELICANS NAVY	PANTONE 289	100C/76M/0C/76Y	10R/35G/64B
■ PELICANS GOLD*	PANTONE 465	13C/31M/63Y/12K	185R/151G/91B
■ PELICANS RED	PANTONE 186	2C/100M/85Y/6K	206R/14G/45B

\*for alternative flat applications use Pantone 872

Blue, gold and red are the colors represented in the flag of New Orleans.

### Primary - Navy

Representative of the state flag of Louisiana. Traditionally represents liberty (as in the City of New Orleans flag).

### Secondary - Gold

The raucous embellishment and flourish that represents the spirited life of New Orleans. It's a color indicative of the city itself. It ties together this organization (shared color with the Saints), the rich and diverse history of the city and its culture of celebration. It's the color often found in the "crown" of pelicans and represented the championships we intend to win.

### Tertiary - Red

Red signifies fraternity, one blood or union, as with this team of players. It also represents the legend of the mother pelican pricking her own breast to feed her young in times of need, doing whatever it takes to endure. It's found on the throat of this powerful bird and provides a flash of intensity.



# MISCELLANEOUS

## UNIFORMS

ASSOCIATION EDITION



ICON EDITION




STATEMENT EDITION



# MISCELLANEOUS

## COURT DESIGN





# MISCELLANEOUS

## NBA INFORMATION

### New York

Olympic Tower  
645 Fifth Avenue  
New York, NY 10022  
Telephone: (212) 407-8000  
Fax: (212) 832-3861

### New Jersey

100 Plaza Drive  
Secaucus, NJ 07094  
Telephone: (201) 865-1500  
Fax: (201) 974-5973

## INTERNATIONAL OFFICES

### EUROPE & THE MIDDLE EAST

---

#### London

Endeavour House  
189 Shaftesbury Avenue  
London, United Kingdom WC2H 8JR  
Telephone: +44-20-7420-8900

#### Spain

47 Leganitos Street 6th Floor  
28013 Madrid, Spain  
Telephone: +34-912-153-573

### AFRICA

---

#### Cairo

5A Building H, Second Floor, Unit 3  
New Cairo, Cairo  
Egypt

#### Dakar

Levels 4 and 5, Serenity Building  
King Fahd Palace Road  
Almadies, Dakar  
Senegal

#### Johannesburg

6th Floor, The Ridge  
1 Discovery Place  
Sandton, 2196  
South Africa

#### Lagos

6th Floor, Landmark Towers  
5B Water Corporation Road  
Oniru, Lagos State, Nigeria

### LATIN AMERICA

---

#### Brazil

Av Borges de Medeiros, 633  
Sala 301 – Leblon  
Rio de Janeiro, RJ, Brazil 22430-041  
Telephone: +55-21-3206-6400  
Fax: +55-21-2586-6001

#### Mexico City

Av. Prolongacion Paseo de la Reforma  
No. 1236, Piso 6, Planta Baja Desarrollo Santa Fe  
Cuajimalpa De Morelos,  
Ciudad De Mexico 05348  
Telephone: +52-55-9171-7700

### CANADA

---

#### Toronto

16 York Street, Suite 2510  
Toronto, Ontario, Canada M5J 0E6  
Telephone: (416) 682-2000

### ASIA/PACIFIC

---

#### China—Beijing

19th Floor, Office Tower 2, China Central Place  
No. 79 Jianguo Road, Chaoyang District  
Beijing, China 100025  
Telephone: +86-10-5200-8200  
Fax: +86-10-5200-8202

#### Hong Kong

Room 3101, Lee Gardens One  
33 Hysan Avenue  
Causeway Bay, Hong Kong  
Telephone: +852-2843-9600  
Fax: +852-2536-4808

#### Mumbai

C-1804, ONE BKC  
G Block, Bandra Kurla Complex  
Bandra East, Mumbai - 400051  
Telephone: +91-22-6124-6100

#### China—Shanghai

Unit 2703-2708, 27F, Tower, 2, Plaza 66  
1366 Nanjing West Road, Jing An District  
Shanghai, China 200040  
Telephone: +86-21-6137-2200  
Fax: +86-21-6288-9920

# MISCELLANEOUS

## 2023-24 NBA G LEAGUE DIRECTORY



NBA G League Office  
Olympic Tower  
645 5th Avenue  
New York, NY 10022  
212-407-8700

**Media Relations Contacts:**  
Joanna Shapiro (jshapiro@nba.com);  
Mike Perrelli (mperrelli@nba.com)

### Austin Spurs

1717 Scottsdale Drive, Suite 155  
Cedar Park, TX 78641  
Tel: (512) 236-8333  
Arena: H-E-B Center at Cedar Park  
Media Relations Contacts: Loren Leali'ie'e  
(llealiece@spurs.com)  
NBA Affiliation: San Antonio

### Birmingham Squadron

950 22nd St. N, Suite 925, Birmingham, AL 35203  
Tel: (256) 708-0281  
Arena: Legacy Arena at the BJCC  
Media Relations Contact: Dawson Wyatt  
(Dawson.Boyd@pelicans.com)  
NBA Affiliation: New Orleans

### Capital City Go-Go

1100 Oak Drive SE, Washington, DC, 20032  
Tel: (202) 318-5278  
Arena: Entertainment & Sports Arena in Congress Heights  
Media Relations Contact: Autumn Hair  
(ahair@mentalsports.com)  
NBA Affiliation: Washington

### Cleveland Charge

1 Center Ct., Cleveland, OH 44115  
Tel: (216) 420-2730  
Arena: Cleveland State University Wolstein Center  
Media Relations Contacts: Sean Wyatt  
(swyatt@cantoncharge.com)  
NBA Affiliation: Cleveland

### College Park Skyhawks

101 Marietta St., NW Suite 1100, Atlanta, GA 30303  
Tel: (404) 878-3800  
Arena: Gateway Center Arena @ College Park  
Media Relations Contact: Jerome Schwich  
(Jerome.schwich@cpskyhawks.com)  
NBA Affiliation: Atlanta

### Delaware Blue Coats

401 Garasches Lane, Wilmington, DE 19801  
Tel: (302) 504-7587  
Arena: Chase Fieldhouse  
Media Relations Contact: Alex Yoh  
(alex.yoh@7ers.com)  
NBA Affiliation: Philadelphia

### NBA G League Ignite

200 S Green Valley Parkway, Henderson, NV 89012  
Tel: (859) 489-5761  
Arena: The Dollar Loan Center  
Media Relations Contact: Dermonte Bond  
(dbond@nba.com)  
NBA Affiliation: None

### Grand Rapids Gold

130 Fulton Street W, Grand Rapids, MI 49503  
Tel: (844) 847-4653  
Arena: Van Andel Arena  
Media Relations Contact: Shane Marvin  
(smarvin@nbagrandrapids.com) and Brittney  
Whitefield (bwhitefield@nbagrandrapids.com)  
NBA Affiliation: Denver

### Greensboro Swarm

2411 B West Gate City Blvd, Greensboro, NC 27403  
Tel: (336) 907-3608  
Arena: Fieldhouse at Greensboro Coliseum  
Media Relations Contact: Haley Winstead  
(hwinstead@gswarm.com)  
NBA Affiliations: Charlotte

### Indiana Mad Ants

125 S. Pennsylvania Street Indianapolis, IN 46204  
Tel: (260) 702-9561  
Arena: Gainbridge Fieldhouse  
Media Relations Contact: Dan Vance  
(dvance@pacers.com)  
NBA Affiliation: Indiana

### Iowa Wolves

730 3rd Street, Des Moines, Iowa 50309  
Tel: (515) 564-8550  
Arena: Wells Fargo Arena  
Media Relations Contact: John Meyer  
(john.meyer@iawolves.com)  
NBA Affiliations: Minnesota

### Long Island Nets

1255 Hempstead Turnpike,  
Uniondale, New York 11553  
Tel: (516) 654-8199  
Arena: Nassau Coliseum  
Media Relations Contact: Patricia Douglas  
(pdouglas@bseglobal.net)  
NBA Affiliation: Brooklyn

### Maine Celtics

550 Forest Avenue, Portland, ME 04102  
Tel: (207) 835-6765  
Arena: Portland Exposition Building  
Media Relations Contact: Evans Boston  
(EBoston@maineceltics.com)  
NBA Affiliation: Boston

### Memphis Hustle

191 Beale Street, Memphis, TN 28103  
Tel: (901) 205-1234  
Arena: Landers Center  
Media Relations Contact: Brandon Abraham  
(CMoore@grizzlies.com)  
NBA Affiliation: Memphis

### Mexico City Capitanes

Av. de las Granjas 800, Santa Barbara,  
Azcapotzalco, 02230, Mexico City, Mexico  
Arena: Arena Ciudad de México  
Tel: +52 55 6414 6100  
Media Relations Contact: Adriana Barrón  
(abarron@capitanes.mx)  
NBA Affiliation: None

### Motor City Cruise

1290 West Warren Avenue, Detroit, MI 48201  
Tel: (417) 331-0002  
Arena: Wayne State Fieldhouse  
Media Relations Contact: Brody Hickle  
(bhickle@pistons.com)  
NBA Affiliation: Detroit

### Oklahoma City Blue

208 Thunder Drive, Oklahoma City, OK 73102  
Tel: (405) 208-4800  
Arena: Paycom Center  
Media Relations Contacts: Cole Terlip  
(cterlip@okcthunder.com)  
NBA Affiliation: Oklahoma City

### Ontario Clippers

1212 Flower Street, Los Angeles, CA 90015  
Tel: (909) 406-9090  
Arena: Toyota Arena  
Media Relations Contact: Cooper Dzierzanowski  
(cdzierzanowski@clippers.com)  
NBA Affiliation: LA Clippers

### Osceola Magic

1875 Silver Spur Lane, Kissimmee, FL 34744  
Tel: (407) 447-2140  
Arena: Silver Spurs Arena  
Media Relations Contact: Comron Fouladi  
(cfouladi@osceolamagic.com)  
NBA Affiliation: Orlando

### Raptors 905

5600 Rose Cherry Place, Mississauga, ON L4Z4B6  
Tel: (416) 815-5600  
Arena: Paramount Fine Foods Centre  
Media Relations Contact: Safia Hersi  
(shersi@raptors905.com)  
NBA Affiliation: Toronto

### Rio Grande Valley Vipers

4421 N. McCall Road, McAllen, TX 78504  
Arena: Bert Ogden Arena  
Tel: (956) 843-0072  
Media Relations Contact: Juanita Maldonado  
(juanita@rgvipers.com)  
NBA Affiliation: Houston



# MISCELLANEOUS

## 2023-24 NBA G LEAGUE DIRECTORY (contd.)

### Rip City Remix

1 Center Court Suite 200, Portland, OR 97277  
Tel: (503) 235-8771  
Arena: Chiles Center  
Media Relations Contact: Hunter Hippel  
(hunter.hippel@ripacity.com)  
NBA Affiliation: Portland

### Salt Lake City Stars

3200 S Decker Lake Drive, West Valley City, UT 84119  
Tel: (801) 325-7827  
Arena: Maverik Center  
Media Relations Contact: Megan Zipfel  
(megan.zipfel@utahjazz.com)  
NBA Affiliation: Utah

### Santa Cruz Warriors

903 Pacific Avenue, Suite 101, Santa Cruz, CA 95060  
Tel: (503) 704-6328  
Arena: Kaiser Permanente Arena  
Media Relations Contact: Anna Burleson  
(aburleson@warriors.com)  
NBA Affiliation: Golden State

### Sioux Falls Skyforce

2131 South Minnesota Ave, Sioux Falls, SD 57105  
Tel: (605) 332-0605  
Arena: Sanford Pentagon  
Media Relations Contact: Nick Robinson  
(nick@skyforceonline.com)  
NBA Affiliation: Miami

### South Bay Lakers

2275 E. Mariposa Avenue, El Segundo, CA 90245  
Tel: (310) 426-6000  
Arena: UCLA Health Training Center  
Media Relations Contact: Cole Knox  
(cknox@sb-lakers.com)  
NBA Affiliation: Los Angeles Lakers

### Stockton Kings

400 E. Main, Suite 760, Stockton, CA 95202  
Tel: (888) 564-7209  
Arena: Stockton Arena  
Media Relations Contact: Shannon Malone  
(Smalone@kings.com)  
NBA Affiliation: Sacramento

### Texas Legends

2601 Avenue of the Stars, Suite 300, Frisco, TX 75034  
Tel: (214) 469-0822  
Arena: Comerica Center  
Media Relations Contact: Britney Wynn  
(bwynn@texlegends.com)  
NBA Affiliation: Dallas

### Westchester Knicks

711 Old Saw Mill River Road, Tarrytown, NY 10591  
Tel: (212) 485-7116  
Arena: Westchester County Center  
Media Relations Contact: Derek Lapinski  
(Derek.Lapinski@msgsports.com)  
NBA Affiliation: New York

### Windy City Bulls

5333 Prairie Stone Parkway, Hoffman Estates, IL 60192  
Tel: (847) 396-7070  
Arena: NOW Arena  
Media Relations Contact: Hayden Garrett  
(hgarrett@bulls.com)  
NBA Affiliation: Chicago

### Wisconsin Herd

549 High Avenue, Oshkosh, WI 54901  
Tel: (920) 233-4374  
Arena: Oshkosh Arena  
Media Relations Contact: Jamie Winsted  
(jamie.winsted@wisconsinherd.com)  
NBA Affiliations: Milwaukee

# MISCELLANEOUS

## BIRMINGHAM SQUADRON

In 2017, The New Orleans Pelicans announced their intent to launch their own NBA G League team in a city near New Orleans to give the team the opportunity to develop its players closer to home. After conducting extensive research into markets across the Gulf South, Birmingham, Alabama emerged as the front runner. On October 24, 2018, the Pelicans, in conjunction with the NBA G League, formally announced that the Pelicans had purchased an NBA G League franchise to play at Legacy Arena in Birmingham at the conclusion of a \$123 million renovation of the facility.

On Dec. 5, 2021, the Birmingham Squadron christened the newly-renovated arena against the Mexico City Capitanes and the team picked up its first home victory on Dec. 6, 2021, defeating the Capitanes 109-107.

In an effort to accelerate player development, as well as establish a presence in the NBA G League, the Pelicans' G League affiliate played temporarily in Erie, Pennsylvania for three seasons (2018-21) as the Erie Bayhawks. With Legacy Arena renovations scheduled to finish earlier than expected, the Birmingham Squadron was officially announced on July 26, 2021 as the Pelicans one-on-one NBA G League affiliate, set to begin play in November 2021.

"Bringing our G League team closer to home and to such a deserving city like Birmingham was of the utmost importance in deciding where to launch our new G League franchise," said Pelicans Governor Gayle Benson. "Our organization's vision is to grow the game of basketball in the Gulf South and we couldn't be more excited to bring the NBA to the amazing people of Birmingham. We look forward to being a part of the community for many years to come."

After careful deliberation, the name Squadron – synonymous with a flock of Pelicans – was chosen as a nod to the parent club. Also, the word Squadron is defined as a group that works together with a shared mission, representing the franchise's mission to develop NBA talent and bring championships to both Birmingham and New Orleans.

The Birmingham Squadron serve as a development ground for NBA talent as the Pelicans one-on-one affiliate in the NBA G League. Led by David Griffin, Executive Vice President of Basketball Operations, and General Manager Trajan Langdon, the Pelicans have full control of the Squadron roster and have the ability to move players between Pelicans and Squadron rosters when needed.

"The Squadron provides us with an invaluable opportunity to develop players close to home," said Griffin. "It gives us the ability to get our younger guys important in-game reps and gives us access to a full roster of players with knowledge of our system to pull from when we need to."

In its inaugural season, the Squadron reached the first-round of the NBA G League Playoffs before falling at home to the Texas Legends.

The 2023-24 team is led by second-year head coach T.J. Saint, who has served as an assistant coach and associate head coach for the Pelicans' G League affiliate teams since 2019. The Belmont graduate worked as the director of basketball strategy for the University of Georgia during the 2018-19 season. Prior to that, Saint was a member of the Detroit Pistons organization as the video coordinator from 2014-18. After graduating from Belmont, he served as a graduate assistant, and later director of basketball operations, for the Butler University men's basketball program from 2011-14. For more information about the Birmingham Squadron, visit [www.BirminghamSquadron.com](http://www.BirminghamSquadron.com) or follow the team on social media @BirminghamSquadron.

Birmingham Squadron  
950 22nd St N, Suite 925  
Birmingham, AL 35203  
[birmingham.gleague.nba.com](http://birmingham.gleague.nba.com)  
[@GLeagueSquadron](https://twitter.com/GLeagueSquadron)

Affiliation: New Orleans Pelicans  
Governor: Gayle Benson  
GM of Business Operations: Leslie Claybrook  
General Manager: Adam Barnes  
Head Coach: T.J. Saint

Assistant Coaches: Joe Barrer, Jodie Meeks, Jonathan Mitchell  
Player Development Coach: Jalen Cannady  
Associate Director of Basketball Operations/Equipment Manager: Dillon McGowan  
Basketball Operations Assistant/Assistant Equipment Manager: Chris Hereford  
Head Athletic Trainer: Gilchrist Schmidt  
Assistant Athletic Trainer: Joe Hubbard  
Strength Coach: Emeke Akoh  
Video Coordinator: Steven Alves  
Analytics Analyst: A.J. McInnis





# MISCELLANEOUS

## LEGACY ARENA



Legacy Arena at the BJCC serves as the permanent home of the Birmingham Squadron as the team enters its second season in the Magic City. Originally constructed in 1976, the arena underwent a \$123 million renovation in 2021 and now seats 15,486 for basketball and 19,000 for concerts.

The renovations included massive updates to both the interior and exterior of the arena, most noticeably a new atrium at the 19th Street entrance featuring a beautiful steel-and-glass façade. On the interior, the renovation created new premium seating options, improved concourses and luxury suites.

"Legacy Arena gives us the opportunity to entertain our fans in one of, if not the best, arenas in the NBA G League," said Squadron general manager Leslie Claybrook. "We could not ask for a better place for our players to showcase their skills and for our fans to cheer them on. With its renovations, Legacy Arena is now a premier destination for sports in the Southeast."

Legacy Arena is the largest multipurpose arena in the state of Alabama and has hosted a wide variety of events in its past, from sporting events like NCAA March Madness to legendary concerts by artists like Michael Jackson. From a basketball standpoint, the arena has hosted four SEC basketball tournaments, three Conference USA tournaments, and 11 NCAA Tournaments on both the men's and women's sides. The 2024-25 NCAA Women's March Madness Sweet Sixteen and Elite Eight is scheduled to be hosted at Legacy Arena.

The Pelicans played in front of a sold-out crowd of 15,486 at Legacy Arena last season when the team played the Atlanta Hawks in a preseason contest on Oct. 14, 2022.

The arena is the third-largest in the G League and the largest of teams located in the United States that do not play in a full-time NBA arena. Legacy Arena hosts 24 Birmingham Squadron games this season beginning with the season-opener on Friday, Nov. 10 against the Austin Spurs.



# MISCELLANEOUS

## BIRMINGHAM SQUADRON LOGO

### TIP OF THE SPEAR

The Vulcan is a larger-than-life symbol and icon for the city of Birmingham. It is the embodiment of an industry which defined the city for generations. The top of the star and the bottom two points mirror the Vulcan's spear with a resolved strength.

### FLYING IN FORMATION

A squadron is a group of Pelicans on the hunt. There is a united purpose to their movement, demonstrated with precision and power. The wings of the global mark symbolize this purpose, precision, and power.

### IRON & FIRE

The gear represents the product of iron and fire, the grit of hard work and industry from the Iron City. It is the ambition of setting goals and achieving them, and the resilience of adapting to every situation.

### NOD TO THE CRESCENT CITY

The crescent basketball is an homage to the culture, the people, and the spirit of New Orleans. Our wordmark is a further reflection of the Pelicans by incorporating the typography system from the New Orleans global mark.

### THE STAR OF THE SHOW

The Birmingham flag is dominated by the star along with the colors of red, white, and gold. This emblem stands the test of time as a beacon of hard work and the resulting success.



The logo is a five-pointed star with a blue outline and gold inner borders. The top point is a sharp spearhead. The bottom two points are also sharp. In the center of the star is a red and white crescent moon. The background of the entire page is a dark red aerial view of Birmingham, Alabama, with white lines connecting the text blocks to specific parts of the logo.

**BIRMINGHAM**  
**SQUADRON**



## COMMUNITY INITIATIVES

The New Orleans Pelicans community efforts focus on the health and fitness of our region's children.

In conjunction with our community and corporate partners, the Pelicans continue to execute several outreach programs that positively impact and inspire the lives of individuals in our community.

### **Pelicans in the Community:**

#### **Junior Training Camps presented by Smoothie King and Ochsner:**

New Orleans Pelicans Junior Training Camps are presented by our partners, Smoothie King and Ochsner, and serve as our longest tenured youth basketball program. JTCs run throughout the year and focus on the development of the youth athlete through a variety of fundamental drills that help them learn the game of basketball. Through this program, we also promote sportsmanship, encouragement, and the importance of living a healthy and active lifestyle to schools and summer camps in our surrounding communities.



### **Jr. Pelicans Leagues:**

This past year, our New Orleans Pelicans Youth Basketball Development staff tipped off their inaugural Jr. Pelicans Leagues Season. Jr. Pelicans Leagues are part of a wider network of Jr. NBA Leagues, which allow every youth athlete the opportunity to develop fundamental basketball skills and learn the core values of the game in a fun, positive and inclusive environment. Becoming part of our Jr. Pelicans Leagues as a player, coach, or operator gives you access to a variety of resources and benefits that positively enhance the youth league experience. RCX Sports serves as the official operating partner for Jr. NBA Leagues nationwide. Currently, we have (12) local league operators in (10) different parishes around Louisiana and are looking to expand into new territories for the upcoming season and beyond.



### **Jr. Pelicans Leagues Tournament:**

The New Orleans Pelicans Youth Basketball Development and RCX Sports activated the first Jr. Pelicans Leagues Tournament in June 2023, hosted by Lafayette Parks and Recreation. The tournament created an opportunity for a variety of league operators from different parishes to compete following their recreational league season play. Congratulations again to St. John the Baptist Parish 9U Team and BrightLife Sports (Slidell) 11U Team for winning their respective division championships!



### **Jr. Pelicans Coach of the Year:**

Every season, the Jr. NBA Coach of the Year program celebrates youth basketball coaches who uphold the core values of the game – teamwork, respect, determination, and community – and inspires them to continue teaching the fundamentals of the game. The award is designed to recognize coaches who have made a lasting impact on boys and girls aged 14 yrs. and under in communities and schools around the world while positively influencing the overall youth basketball ecosystem, including players, coaches, parents, and referees. Each spring, in alignment with the Jr. NBA, candidates are nominated to be and selected as the Jr. Pelicans Community Coach of the Year and Jr. Pelicans Scholastic Coach of the Year.



# MISCELLANEOUS

## Jr. NBA Skills Challenge:

Each spring, the New Orleans Pelicans Youth Basketball Development Staff hosts a local Jr. NBA Skills Challenge Competition at the Ochsner Sports Performance Center. The Jr. NBA Skills Challenge provides boys and girls, ages 13 and younger, the opportunity to improve upon and showcase their fitness through five fundamental basketball skills: shooting, lay-ups, dribbling, passing, and defense. Boys and girls compete separately in two different age groups: 11U and 13U. Participants compete in local competitions for the opportunity to qualify for the National Finals in New York City.



## High School Girls Basketball Shoot-Around Series:

Last season, the New Orleans Pelicans Youth Basketball Development staff activated a new program where local high school girls' basketball teams were hosted in the OSPC for their game week shoot-around experience. This program created a unique touchpoint between the Pelicans and schools- all in an effort to grow the game of girls' basketball by creating a memorable experience for student athletes and coaches. New Orleans Pelicans Vice President of Basketball Operations/Team Development, Swin Cash, surprised the girls during the experience and shared her experiences with the teams about the game of basketball and the sports industry as a whole.



## Special Olympics Louisiana State Basketball Tournament

Last season the New Orleans Pelicans Youth Basketball Development staff teamed up with Special Olympics Louisiana to host their annual State Basketball Tournament at the OSPC. There were 25 teams consisting of 130 athletes and unified partners participating, in conjunction with NBA CARES and World Autism Acceptance Day on April 2nd. The tournament also included a wellness component where the athletes received a free vision screening.



## Wheel Chair Basketball Skills Clinic presented by Smoothie King:

Last season, the New Orleans Pelicans Youth Basketball Development Staff activated the 5th Annual Wheel Chair Basketball Experience with Smoothie King and Challenged Athletes Foundation. The event consisted of an advanced skills clinic that led into a 5v5 competition. One local athlete received a new athletic wheelchair that was presented to him on-court at a Pelicans Game. Pelicans Players served as celebrity coaches for each of the teams, which consisted of calling plays and timeouts, but most importantly encouraging the athletes.



## Ticket to Health Basketball Clinic and Parent Seminar presented by AmeriHealth Caritas Louisiana:

spring, the New Orleans Pelicans Youth Basketball Development staff led a grassroots basketball clinic encouraging participating youth to live a healthy and active lifestyle through various fundamental skills and drills. During the clinic, parents engaged in an educational seminar which focused on health and wellness tips for the family unit of the athletes and non-athletes. Pelicans Forward, Herb Jones, made an appearance at the clinic to cheer on the youth and coach them through each of the drills along with our YBD staff clinicians.



NBA CARES is the league's global social responsibility program that builds on the NBA's mission of addressing important social issues. NBA CARES has provided more than 6.5 million hours of hands-on service and created more than 2,195 places where kids and families can live, learn or play in 40 countries and territories. NBA CARES partners with renowned social impact organizations to address important social issues in the areas of education, inclusion, youth and family development, and health & wellness, including: Boys & Girls Clubs of America, Vera Institute of Justice, Thurgood Marshall College Fund, UNICEF, Special Olympics, The Jed Foundation, Share Our Strength and GLSEN.