



2023-24

WICHITA STATE MEN'S BASKETBALL



FACT BOOK





SHOCKER BASKETBALL

[All times Central]

Sun.	Oct. 29	ROGERS STATE (exhibition)	Wichita, Kan. / Charles Koch Arena	1:00 PM	---
Mon.	Nov. 6	LIPSCOMB	Wichita, Kan. / Charles Koch Arena	6:30 PM	ESPN+
Thu.	Nov. 9	WESTERN KENTUCKY	Wichita, Kan. / Charles Koch Arena	6:30 PM	ESPN+
Sun.	Nov. 12	FRIENDS	Wichita, Kan. / Charles Koch Arena	1:00 PM	ESPN+

Myrtle Beach Invitational (Conway, S.C. / HTC Center)

Thu.	Nov. 16	at Coastal Carolina		3:30 PM	ESPNU
Fri.	Nov. 17	vs. Furman/Liberty		5:30/8:00 PM	ESPNU/ESPN+
Sun.	Nov. 19	vs. Charleston/Vermont/Saint Louis/Wyoming		TBA	ESPN2/ESPNU/ESPN+



Sat.	Nov. 25	NORFOLK STATE	Wichita, Kan. / Charles Koch Arena	6:00 PM	ESPN+
Wed.	Nov. 29	RICHMOND	Wichita, Kan. / Charles Koch Arena	6:30 PM	ESPN+
Sun.	Dec. 3	at Missouri	Columbia, Mo. / Mizzou Arena	2:00 PM	ESPN2
Sat.	Dec. 9	vs. South Dakota State	Wichita, Kan. / INTRUST Bank Arena	6:00 PM	---
Sat.	Dec. 16	SOUTHERN ILLINOIS	Wichita, Kan. / Charles Koch Arena	6:00 PM	ESPN+
Thu.	Dec. 21	vs. Kansas State	Kansas City, Mo. / T-Mobile Center	7:30 PM	ESPN+
Sat.	Dec. 30	vs. Kansas	Kansas City, Mo. / T-Mobile Center	3:00 PM	ESPN2
Thu.	Jan. 4	NORTH TEXAS	Wichita, Kan. / Charles Koch Arena	8:00 PM	ESPN2
Sun.	Jan. 7	at Temple	Philadelphia, Pa. / Liacouras Center	12:00 PM	ESPN2/ESPNU^
Sun.	Jan. 14	MEMPHIS	Wichita, Kan. / Charles Koch Arena	12:00 PM	ESPN2
Thu.	Jan. 18	at Florida Atlantic	Boca Raton, Fla. / FAU Arena	6:00 PM	ESPN/ESPN2^
Sun.	Jan. 21	at South Florida	Tampa, Fla. / Yuengling Center	1:00 PM	ESPN+
Wed.	Jan. 24	EAST CAROLINA	Wichita, Kan. / Charles Koch Arena	6:30 PM	ESPN+
Sun.	Jan. 28	SMU	Wichita, Kan. / Charles Koch Arena	2:00 PM	ESPN2
Wed.	Jan. 31	at Tulsa	Tulsa, Okla. / Donald W. Reynolds Center	6:00 PM	ESPNU
Sat.	Feb. 3	at Memphis	Memphis, Tenn. / FedExForum	12:00 PM	CBS
Wed.	Feb. 7	UTSA	Wichita, Kan. / Charles Koch Arena	6:30 PM	ESPN+
Sun.	Feb. 11	FLORIDA ATLANTIC	Wichita, Kan. / Charles Koch Arena	11:00 AM	ESPN2
Thu.	Feb. 15	at East Carolina	Greenville, N.C. / Minges Coliseum	6:00 PM	ESPN+
Sun.	Feb. 18	at Charlotte	Charlotte, N.C. / Halton Arena	11:00 AM	ESPN2/ESPNU^
Wed.	Feb. 21	TULSA	Wichita, Kan. / Charles Koch Arena	8:00 PM	ESPNU
Sun.	Feb. 25	TEMPLE	Wichita, Kan. / Charles Koch Arena	3:00 PM	ESPN2
Wed.	Feb. 28	at UAB	Birmingham, Ala. / Bartow Arena	7:00 PM	ESPN+
Sat.	Mar. 2	RICE	Wichita, Kan. / Charles Koch Arena	6:00 PM	ESPN+
Fri.	Mar. 8	at Tulane	New Orleans, La. / Avron B. Fogelman Arena	8:00 PM	ESPN2

American Athletic Conference Men's Basketball Championship (Fort Worth, Texas / Dickies Arena)

Wed.	Mar. 13	First Round		-	-
Thu.	Mar. 14	Second Round		-	-
Fri.	Mar. 15	Quarterfinals		-	-
Sat.	Mar. 16	Semifinals		-	-
Sun.	Mar. 17	Championship		--	--



* = American Athletic Conference game ^ = TV decision will be announced by ESPN at least one week prior to the game.



WICHITA STATE BASKETBALL

SEASON OUTLOOK

Schedule	Inside Front Cover
Quick Facts	4
Outlook	5
Roster Breakdown	6

PLAYER PROFILES

Roster	8
Bell, Xavier	9
DeGray III, Ronnie	10
Rogers, Colby	10
Abidde, Isaac	11
Bamba, Yanis	12
Ridgnal, Dalen	12
Pohto, Kenny	13-14
Ighovodja, Joy	15
McBride, Trevor	15
Ballard, Quincy	16
Beverly, Harlond	17
Thengvall, Henry	17
Germany, Jacob	18
Cortes, Bijan	18

COACHES & STAFF

Head Coach, Paul Mills	20-22
Associate Head Coach, Kenton Paulino	23
Assistant Coach, TJ Cleveland	24
Assistant Coach, Quincy Acy	25
Support Staff	26-30
Sports Medicine	31
Athletics Staff	32
Director of Athletics, Kevin Saal	33

AMERICAN ATHLETIC CONFERENCE

About the American	35-37
Conference Membership	36
Composite Schedule	38

2022-23 REVIEW

Final Statistics	40-46
Box Scores	47-57
Brackets	58
American Conference Summary	59-61

HISTORY

Shocker Basketball History	63-75
Year-by-Year Records	76
All-Time Coaches & Assistants	77-79
All-Time Roster, Retired Numbers	80-84
NBA Shockers	85-87
Recent Shockers in the Pros	88-89
International Shockers	90
All-Americans	91
National Honors	92
American Athletic Conference Honors	93
Missouri Valley Conference Honors	94
Academic Honors	95
Team Awards	96

SERIES RECORDS

by Opponent	98-107
by Conference	108-109
by Date	109
Exhibitions, Tournaments, Etc.	110
Openers / Best Starts	111
WSU vs. Nationally-Ranked Teams ..	112
WSU in the National Polls	113

CONFERENCE TOURNAMENT

American Athletic Conference Results ..	115
Single-Game Records	115
Missouri Valley Conference Results	116
Championships	117

POSTSEASON

All-Time Postseason Results	119
Record Breakdown	120
WSU NCAA Tournament Records	120-122
Career NCAA Tournament Stats	123-124
All-Time NCAA Boxes/Summaries	125-132
NCAA Tournament in Wichita	133

SINGE-GAME RECORDS

Team Scoring Records (100 pts, Margin, etc.) ..	135
Single-Half	136
Overtime Games	136
Comebacks	136
Team Single-Game	137-138
Buzzer Beaters	139
30-Point/20-Rebounds/20-20 Clubs	140
Individual Single-Game	141

SINGLE-SEASON RECORDS

Year-By-Year Team Stats	143
Year-By-Year Opponent Stats	144
Wins, Home & Road Records	145
Team Single-Season	146-147
Individual Single-Season	148-150
Conference/National Leaders	151

CAREER RECORDS

Individual Career Records	153-154
1,000-Point Club	155-164

FACILITY RECORDS

Charles Koch Arena	166-167
INTRUST Bank Arena	168-170

ALL-TIME RESULTS

Listed Chronologically	172-186
------------------------------	---------

OPPONENTS

Shocker Opponents	188-192
Conference Tournament / Postseason	193

COVERING THE SHOCKERS

WSU Strategic Communications Staff	195
Covering the Shockers	195-196
Shockers on the Air	197
Television Schedule	198
Photo Roster	Inside Back Cover

2023-24 SHOCKER MEN'S BASKETBALL FACT BOOK

Designed, written and edited by Weston Pletcher, Director of Communications and Bryan Holmgren... Portraits and headshots by Willie Schwanke and Brian Barnes... Action photography by Steve Adelson, Willie Schwanke and Brian Barnes with additional images taken from the WSU Athletics archives... Cover designed by Kat Ramirez.



2023-24 QUICK FACTS

UNIVERSITY INFORMATION

Name	Wichita State University
Location	Wichita, Kan.
Enrollment	17,548 (Fall, 2023)
Founded	1895
Colors	Yellow (Pantone 116) & Black
Nickname	Shockers
Mascot	WuShock
Affiliation	NCAA Division I
League	American Athletic Conference
Joined	July 1, 2017
Arena (Capacity)	Charles Koch Arena (10,506)

ADMINISTRATION

President:	Richard D. Muma, PhD, MPH, PA-C
Alma Mater	University of Texas Medical Branch-Galveston
Athletic Director	Kevin Saal
Alma Mater (Year)	TCU ('99)

HEAD COACH

Head Coach	Paul Mills
Alma Mater (Year)	Texas A&M '96
Record/Years at WSU	0-0 (1 st Season)
Conference	0-0
Home	0-0
Away	0-0
Neutral	0-0
Career Record/Years	106-84 (7 th)

MEN'S BASKETBALL STAFF

Associate Head Coach	Kenton Paulino (1 st)
Assistant Coach	TJ Cleveland (1 st)
Assistant Coach	Quincy Acy (1 st)
Director of Basketball Operations	Toby Lane (1 st)
Director of Player Development	Iain Laymon (1 st)
Director of Recruiting	Ognjen Stranjina (1 st)
Special Assistant to the HC	Xavier Holland (1 st)
Athletic Trainer	Todd Fagan (18 th)
Director of Sports Performance	Ashtin Meerpohl (1 st)
Director of Academic Services	Gretchen Torline (34 th)
Chief of Staff	Ryan Hillard (11 th)

SOCIAL MEDIA

Twitter/X	@GoShockersMBB
Facebook	/goshockersmbb
Instagram	goshockersmbb

MEDIA

Radio Rights Holder	Shocker Sports Properties
SSP Contact	Mark Rogers, General Manager mrogers@goshockers.com / 316-978-7552 KEYN 103.7 FM
Flagship	KEYN 103.7 FM
Radio Station Contact	Tony Duesing, Programming Manager tduesing@entercom.com
Play-by-Play	Mike Kennedy mikekennedywsu@yahoo.com
Analysts	Dave Dahl (Home) / Bob Hull (Road)

TEAM INFORMATION

2022-23 Record	17-15
American	9-9 (6 th /11)
Home	8-8
Away	3-5
Neutral	1-2
AAC Tournament	1-1, Quarterfinals
Postseason	None
NCAA NET / KenPom	110 / 102
Lettermen R/L	4/9
Starters R/L	1/4
Newcomers	7

ALL-TIME RECORDS

First Year	1905-06
Total Seasons	117 th
Overall Record	1,657-1,245
AAC Record (2017-Pr.)	61-39, 7 th Year
AAC Regular Season Titles	1 (2021)
AAC Tournament Titles	0
MVC Record (1945-2017)	574-501
MVC Regular Season Titles	11 (1964, '65, '76, '81, '83, 2006, '12, '14, '15, '16, '17)
MVC Tournament Titles	4 (1985, '87, 2014, '17)

HOME COURT

Arena Name	Charles Koch Arena
Court Name	Devlin Court
Opened	December, 1955
Previous Names	WU Fieldhouse (1955-64) WSU Fieldhouse (1964-68) Henry Levitt Arena (1969-2003)
Renovated/Rededicated as CKA	Fall, 2003
Nickname	"The Roundhouse"
All-Time Record	758-238
All-Time Attendance	8,674,383
Charles Koch Arena Era Record	255-56
Total Attendance	3,056,056

POSTSEASON

NCAA Appearances	16 (1964, '65, '76, '81, '85, '87, '88, 2006, '12, '13, '14, '15, '16, '17, '18, '21)
NCAA Record	18-17
Final Fours	2 (1965, 2013)
Regional Finals	4 (1964, 65, 81, 2013)
Regional Semifinals	6 (1964, 1965, 1981, 2006, 2013, 2015)
NIT Appearances	13 (1954, '62, '63, '66, '80, '84, '89, '03, '04, '05, '10, '11, '19)
NIT Record	11-12
NIT Championships	1 (2011)
CBI Appearances (Last)	1 (2009)

WICHITA STATE STRATEGIC COMMUNICATIONS

MBB Contact	Weston Pletcher, Director of Communications
Office	316-978-5447
Cell	316-347-1925
Email	wpletcher@goshockers.com
Athletics Mailing Address	1845 Fairmount Street Box 18 Wichita, KS 67260-0018



ROSTER BREAKDOWN

Total Players 14

Grad Student (1)	RidgnaI
Senior (1)	Germany
Junior (7)	Ballard, Bell, Beverly, Cortes, DeGray III, Pohto, Rogers*
Sophomore (1)	Abidde
Freshmen (4)	Bamba, Ighovodja, McBride*, Thengvall*

* = Used redshirt year

Height

6-11	Ballard
6-10 (2)	Germany, Pohto
6-8	Abidde
6-6 (3)	DeGray III, RidgnaI, Thengvall
6-5 (2)	Bamba, Beverly
6-4 (2)	Ighovodja, Rogers
6-2 (2)	Bell, Cortes
6-0	McBride

Seasons in the WSU Program (including redshirt/years)

5 th Year	None
4 th Year	None
3 rd Year (2)	Abidde (R-So.), Pohto (Jr.),
2 nd Year (5)	Ballard (Jr.), Bell (Jr.*), McBride (R-Fr.), Rogers (R-Jr.*), Thengvall (R-Fr.)
1 st Year (7)	Bamba, Beverly (R-Jr.), Cortes (Jr.), DeGray III (Jr.), Germany (Sr.*), Ighovodja (Fr.), RidgnaI (Gr.)

* = Active in 2020-21 but did not burn a year due to COVID

Home State / Country

Kansas (3)	Bell, McBride, Thengvall
Georgia (2)	Abidde, Rogers
Oklahoma (2)	Cortes, Germany
Colorado	DeGray III
Michigan	Beverly
Missouri	RidgnaI
New York	Ballard
Canada	Bamba
Nigeria	Ighovodja
Sweden	Pohto

2023-24 Birthdays:

Jan. 1	Dalen RidgnaI
Jan. 14	Colby Rogers
Jan. 24	Jacob Germany
Feb. 26	Yanis Bamba
Apr. 4	Xavier Bell
Apr. 10	Isaac Abidde
May 31	Harlond Beverly
June 3	Bijan Cortes
June 19	Henry Thengvall
July 18	Kenny Pohto
July 28	Quincy Ballard
Sep. 24	Trevor McBride
Oct. 12	Joy Ighovodja
Dec. 20	Ronnie DeGray III



The Paul Mills era officially begins.

Wichita State must replace nearly 80 percent of its points for the second consecutive season. With the graduation of **Craig Porter Jr.**, **Gus Okafor**, **Isaiah Poor Bear-Chandler** and **James Rojas** and **Melvion Flanagan**, **Shammah Scott**, **Jaykwon Walton** and **Jaron Pierre Jr.** entering the transfer portal, the Shockers return just one starter (**Kenny Pohto**) and four total letterwinners from the 2022-23 team. Other returners that will be called upon this season include **Xavier Bell**, **Quincy Ballard** and **Isaac Abidde**.

Shocker fans will also get their first glimpse of **Colby Rogers** in action. Rogers was forced to sit out the 2022-23 campaign due to transfer rules.

Seven newcomers - five of those coming from the transfer portal - join the program for year one of the Mills era. **Jacob Germany**, **Ronnie DeGray III**, **Bijan Cortes**, **Harlond Beverly** and **Dalen RidgnaI** make up the veterans out of the portal. Beverly, Cortes and DeGray III all come to Wichita State from Power 5 schools: Miami (FL), Oklahoma and Missouri. Germany transferred from UTSA where he spent four seasons with the Roadrunners. RidgnaI, a grad transfer from Missouri State, was the last addition just before the team left for its Summer Foreign Tour in Greece.

A small freshman class consists of two international pieces in **Yanis Bamba** and **Joy Ighovodja**.

Wichita State's 2023-24 schedule boasts three high-caliber matchups in the non-conference portion that include a road trip to Columbia to face Missouri and two neutral site matchups at the T-Mobile Center in Kansas City against fellow Sunflower State rivals, Kansas State and Kansas.

The American Athletic Conference schedule will look a little different than in years past with the loss of UCF, Cincinnati and Houston to the Big 12. Sliding into their places will be UAB, Charlotte, Florida Atlantic, North Texas, Rice and UTSA. Florida Atlantic is fresh off a Final Four appearance and returns almost its entire roster. North Texas and UAB were the last two teams standing in the 2023 NIT.

RELOADING YEARS

MOST NEWCOMERS (1972-Pr.)

1.	12	2022-23	17-15, No Postseason
2.	11	2018-19	22-15, NIT Semifinals
3.	11	2008-09	+6 wins, CBI Quarterfinals

PERCENTAGE OF STARTS RETURNING (1972-Pr.)

1.	2.4 %	2018-19	22-15, NIT Semifinals
2.	17.1 %	2022-23	17-15, No Postseason
3.	23.1 %	2005-06	26-9, NCAA Sweet 16
4.	24.4 %	1993-94	
5.	24.4 %	2023-24	

PERCENTAGE OF MINUTES RETURNING (1972-Pr.)

1.	11.2 %	2018-19	22-15, NIT Semifinals
2.	18.8 %	2022-23	17-15, No Postseason
3.	25.2 %	2023-24	
4.	32.4 %	1996-97	+6 wins
5.	35.0 %	2012-13	30-9, NCAA Final Four

PERCENTAGE OF POINTS RETURNING (1972-Pr.)

1.	11.7 %	2018-19	22-15, NIT Semifinals
2.	17.4 %	2022-23	17-15, No Postseason
3.	21.3 %	2023-24	
4.	25.7 %	2012-13	30-9, NCAA Final Four
5.	31.9 %	1985-86	

SHOCKER TEAMS REPLACING TOP-3 SCORERS

This is the second straight season and the sixth time in the 50 seasons since freshmen gained eligibility that a WSU team has had to replace its three leading scorers from the previous year.

1979-80	Lost: Top-3	C. Johnson, B. Trogele, S. Kalocinski
<i>Gene Smithson</i>	Added:	C. Levingston, A. Carr, R. Smithson, O. Jones
	Result:	+3 wins, NIT bid (1st postseason since '76)
2008-09	Lost: Top-4	PJ Cousnard, G. Mekel, P. Thomasson, M. Braeuer
<i>Gregg Marshall</i>	Added:	C. Hannah, T. Murry, G. Stutz, D. Kyles
	Result:	+6 wins, CBI bid (first postseason since '06)
2012-13	Lost: Top-5	J. Ragland, G. Stutz, T. Murry, B. Smith, D. Kyles
<i>Gregg Marshall</i>	Added:	C. Early, M. Armstead, R. Baker, F. VanVleet
	Result:	+3 wins, 30-9, NCAA Final Four
2018-19	Lost: Top-4	L. Shamet, S. Morris, D. Willis, C. Frankamp
<i>Gregg Marshall</i>	Added:	J. Echenique, D. Dennis, E. Stevenson, J. Burton
	Result:	22-15, NIT Semifinals
2022-23	Lost: Top-4	T. Etienne, R. Council, M. Udeze, D. Dennis
<i>Isaac Brown</i>	Added:	12 newcomers + 2 redshirts
	Result:	17-15, No Postseason
2023-24	Lost: Top-4	J. Walton, C. Porter Jr., J. Pierre Jr., J. Rojas
<i>Paul Mills</i>	Added:	7 newcomers + 3 redshirts
	Result:	TBD



2023-24 ROSTER BREAKDOWN

RETURNING LETTERMEN (4)

#	Player	GP-GS	MPG	PPG	RPG	APG	Blk	Stl	Notes:
1	XAVIER BELL (6-2 Jr.* G) Wichita, Kan. / Drexel	31-9	14.6	4.0	0.9	0.6	2	8	Experienced shooting guard was a key reserve in 2022-23... Former Kansas Mr. Basketball and Andover Central standout started his career at Drexel.
5	ISAAC ABIDDE (6-8 201 R-So. F) Albany, Ga. / Westover HS	20-0	8.6	2.4	1.4	0.2	4	4	Uber athletic stretch 4... Played himself into the rotation late in the year as backup to James Rojas... Redshirted in 2021-22... Georgia All-Class 4A as a high school senior.
11	KENNY POHTO (6-10 Jr. F) Stockholm, Sweden / Sunrise Christian Academy (Kan.)	31-30	26.8	8.7	5.7	1.9	23	31	Starting 5-man is an excellent passer... 1.54 A:TO ratio... Finished the strong, averaging 10.8 pts, 6.4 reb, 2.4 ast, 1.1 blk, 1.3 stl in AAC play... Played for the Swedish U20 national team in 2020.
15	QUINCY BALLARD (6-11 Jr.* C) Syracuse, N.Y. / Florida St.	10-0	10.1	2.1	2.1	0.1	14	2	Raw but talented rim protector who runs the floor well... Missed last three months of the 2022-23 season with back injury... Started his career at Florida State.

2022-23 REDSHIRTS RETURNING (3) ^ = Walk-On

#	Player	GP-GS	MPG	PPG	RPG	APG	Blk	Stl	Notes:
4	COLBY ROGERS (6-4 R-Jr.* G) Covington, Ga. / Siena	-	-	-	-	-	-	-	2nd Team All-MAAC pick was Siena's leading scorer in 2022 (14.1 ppg) and ranked eighth nationally in 3-point percentage, knocking down 73 on 42.9% accuracy... Played first two years at Cal Poly.
^14	TREVOR McBRIDE (6-0 R-Fr. G) Basehor, Kan. / Basehor-Linwood HS	-	-	-	-	-	-	-	Walk-on guard was a multi-sport prep standout... Averaged 11 pts, 4.8 ast, 1.8 stl for a team that finished 19-3... Won 4 medals at the 4A state track meet in high jump, long jump and relays.
^21	HENRY THENGVALL (6-6 R-Fr. G) Wichita, Kan. / Kapaun Mt. Carmel	-	-	-	-	-	-	-	Walk-on forward... Averaged 20.2 points as a high school senior and led his team to the City League title, a 21-2 record and the No. 1 seed in the 5A tournament... Track standout in the 800 and 1600.

LETTERMEN LOST (9) 4 transferred, 4 exhausted eligibility ^ = Walk-On

#	Player	GP-GS	MPG	PPG	RPG	APG	Blk	Stl	Notes:
2	JALEN RICKS (6-5 201 R-So. G) Sherwood, Ark. / Oak Hill Academy (Va.)	12-0	7.3	1.8	0.9	0.0	0	2	Smooth operator with length who can score and defend in a variety of ways at the 2 and 3 spots... Redshirted in 2021-22... Rivals three-star recruit ranked No. 167 in 247Sports' composite.
3	CRAIG PORTER JR. (6-2 G) Terre Haute, Ind. / Vincennes University	31-30	33.6	13.5	6.2	4.9	46	47	Completed his eligibility... 3rd Team All-AAC... Starting point guard and team leader was AAC top-10 in blocks, steals, assists... Finished his 3-year WSU career top-10 in all three of those categories.
5	JARON PIERRE JR. (6-5 Jr.* G) -- Transfer New Orleans, La. / Southern Miss	31-22	28.1	10.6	3.0	1.2	7	16	Big combo guard with shooting range... Team-high 50 3pt FGM... 51.7% from 2-pt... Played first two seasons at USM, averaging 10.0 points and 2.2 threes... 2021 CUSA All-Freshman pick.
10	JAYKWON WALTON (6-7 Sr.* G) -- Transfer Columbus, Ga. / Shelton State	28-27	32.2	13.9	5.3	1.9	7	21	Transferring to Alabama with 1 season left... Athletic wing with a sweet stroke... Led the team in scoring and hit 42 threes on 40%... 63.1% from 2-point... Started his career at Georgia.
^12	MELVION FLANAGAN (5-10 Jr.* G) -- Transfer Alexandria, La. / Mississippi Gulf Coast CC	21-3	12.8	4.9	1.4	0.8	0	10	In the transfer portal with 2 seasons of eligibility... Walk-on point guard played himself into the rotation with his explosive scoring... Averaged 20.4 ppg at Mississippi Gulf Coast CC.
22	SHAMMAH SCOTT (6-2 Jr. G) -- Transfer Cleveland, Ohio / Northwest Florida State College	25-4	11.8	2.6	1.2	0.8	0	9	Transferring to Akron with 2 seasons of eligibility... Battled for minutes behind all-conference point guard Craig Porter... Shot 35.7% fro three... Helped NWFSC to the 2022 NJCAA national title.
23	GUS OKAFOR (6-6 F) Baltimore, Md. / Southeastern La.	26-8	16.2	4.0	3.4	0.7	1	11	Completed his eligibility... Reserve 4-man who did a little bit of everything... Grad transfer was a 1st Team All-Southland performer at Southeastern Louisiana.
33	JAMES ROJAS (6-6 F) Jamestown, N.Y. / Alabama	31-26	25.5	10.3	6.1	1.3	12	38	Completed his eligibility... Started the last 20 games at the 4-spot... 108/138 FT... 3 double-doubles... Grad transfer was a JUCO All-American at Hutch CC and played 3 seasons at Alabama.
44	ISAIAH POOR BEAR-CHANDLER (6-9 F) Omaha, Neb. / Omaha	25-1	10.5	2.4	1.5	0.2	13	4	Completed his eligibility... Backup center returned to WSU after a year at Omaha... Played his first three seasons for the Shockers (2018-21) and was part of the 2021 AAC championship team.

NEWCOMERS (7)

#	Player	GP-GS	MPG	PPG	RPG	APG	Blk	Stl	Notes:
3	RONNIE DeGRAY III (6-6 Jr.* F) Parker, Colo. / Missouri	17-8	9.9	2.1	3.6	0.7	29	37	Capable of playing multiple spots... Spent the past two years as a Missouri Tiger after starting his career at UMass... Has two seasons of eligibility remaining but will need a waiver to play in '23-24.
8	YANIS BAMBA (6-5 Fr. G) Quebec, Canada / Jean-de-Brebeuf	-	-	-	-	-	-	-	A 6-6 combo guard... Spent last summer playing his first year on the American AAU circuit with Brookwood Elite and showed his all-around ability of shooting, ball-handling and play-making.
10	DALEN RIDGNAL (6-6 Gr.* F) Kansas City, Mo. / Missouri State	31-11	17.7	5.0	4.3	0.5	11	18	Played in all 31 games, making 11 starts last season for Missouri State, averaging 5.0 points and 4.3 rebounds... Scored 10 or more points five times... Shot 42 percent from 3-point range in MVC play.
12	JOY IGHOVODJA (6-4 Fr. G) Abeokuta, Nigeria / NBA Academy Africa	-	-	-	-	-	-	-	Pronounced "ee-VOO-chuh"... Intriguing young guard prospect has spent the past two years honing his skills at the NBA Academy Africa in Senegal alongside some of the continent's top prospects.
20	HARLOND BEVERLY (6-5 R-Jr.* TR) Detroit, Mich. / Miami (FL)	37-1	12.2	3.5	1.2	1.2	2	20	6-6 wing was a consensus top-70 recruit out of Montverde Academy... Played four years at Miami and averaged 5.3 points, 2.3 rebounds and 2.0 assists in 91 career games.
24	JACOB GERMANY (6-10 Sr.* C) Kingston, Okla. / UTSA	30-18	26.9	12.3	8.3	0.9	25	12	Grad transfer was a two-time honorable mention CUSA selection... Ranked second in CUSA in rebounding and double-doubles (9) last year... 1,293 career points, 779 rebounds, 105 blocks
55	BIJAN CORTES (6-2 Jr.* G) Kingfisher, Okla. / Oklahoma	29-1	17.2	3.2	1.6	2.0	3	16	Appeared in 59 games in over the past two seasons at Oklahoma... 50% career 3-point shooter... 2021 Oklahoma Maxpreps POY won two state titles at Kingfisher High.

SHOCKER

PLAYER PROFILES

Roster.....	8
Bell, Xavier	9
DeGray III, Ronnie	10
Rogers, Colby	10
Abidde, Isaac.....	11
Bamba, Yanis.....	12
Ridgnal, Dalen.....	12
Pohto, Kenny	13-14
Ighovodja, Joy	15
McBride, Trevor	15
Ballard, Quincy.....	16
Beverly, Harlond.....	17
Thengvall, Henry.....	17
Germany, Jacob	18
Cortes, Bijan	18



2023-24 ROSTER

Note -- Classes listed on the WSU roster are based on years of eligibility remaining and do not necessarily reflect years of experience.

* = Active during 2020-21 season

NUMERICAL ROSTER

#	Name	Po.	Ht.	Wt.	Cl.	Exp.	Hometown/Previous School(s)
1	Xavier Bell	G	6-2	185	Jr.*	1L	Wichita, Kan. / Andover Central HS / Drexel
3	Ronnie DeGray III	F	6-6	225	Jr.*	TR	Parker, Colo. / Monverde Academy (Fla.) / UMass / Missouri
4	Colby Rogers	G	6-4	190	R-Jr.*	TR	Covington, Ga. / Roselle Catholic HS (N.J.) / Cal Poly / Siena
5	Isaac Abidde	F	6-8	208	R-So.	1L	Albany, Ga. / Westover HS
8	Yanis Bamba	G	6-5	211	Fr.	HS	Laval, Quebec, Canada / Jean-de-Brébeuf
10	Dalen Ridgnal	F	6-6	209	Gr.*	TR	Kansas City, Mo. / Lincoln Academy / Cowley CC / Georgia / Missouri State
11	Kenny Pohto	F	6-10	243	Jr.	2L	Stockholm, Sweden / Sunrise Christian Academy (Kan.)
12	Joy Ighovodja	G	6-4	205	Fr.	HS	Abeokuta, Nigeria / NBA Academy Africa (Senegal)
14	Trevor McBride	G	6-0	150	R-Fr.	RS	Basehor, Kan. / Basehor-Linwood HS
15	Quincy Ballard	C	6-11	251	Jr.*	1L	Syracuse, N.Y. / Quality Education Academy / Florida State
20	Harlond Beverly	G	6-5	195	R-Jr.*	TR	Detroit, Mich. / Montverde Academy (Fla.) / Miami (FL)
21	Henry Thengvall	F	6-6	199	R-Fr.	RS	Wichita, Kan. / Kapaun Mt. Carmel HS
24	Jacob Germany	F	6-10	226	Sr.*	TR	Kingston, Okla. / Kingston HS / UTSA
55	Bijan Cortes	G	6-2	188	Jr.*	TR	Kingfisher, Okla. / Kingfisher HS / Oklahoma

ON THE BENCH

Head Coach: Paul Mills (Texas A&M '96), 1st season at WSU
Associate Head Coach: Kenton Paulino (Texas '06), 1st season
Assistant Coach: TJ Cleveland (Arkansas '02), 1st season
Assistant Coach: Quincy Acy (Baylor '12), 1st season
Director of Basketball Operations: Toby Lane (Wichita State '93), 1st season
Director of Player Development: Iain Laymon (Indiana '17), 1st season
Special Assistant: Xavier Holland (Truett-McConnell '16), 1st Season
Director of Recruiting: Ognjen Stranjina (University of Belgrade '21), 1st Season
Athletic Trainer: Todd Fagan (Southwestern College '01), 18th season
Strength & Conditioning Coach: Ashtin Meerpohl (Kansas '15), 1st season

PRONUNCIATION KEY

Isaac Abidde (Uh-BEE-day)
Yanis Bamba (YAWN-Is BOMB-Buh)
Xavier Bell (Ex-ZAY-vee-er)
Bijan Cortes (Bee-JAHN)
Joy Ighovodja (EE-Go-VO-Juh)
Kenny Pohto (POE-toe)
Dalen Ridgnal (Day-Lin Ridge-Uh-Nuhl)
Henry Thengvall (Thing-VAWL)

ALPHABETICAL ROSTER

#	Name	Po.	Ht.	Wt.	Cl.	Exp.	Hometown/Previous School(s)
5	Isaac Abidde	F	6-8	208	R-So.	1L	Albany, Ga. / Westover HS
15	Quincy Ballard	C	6-11	251	Jr.*	1L	Syracuse, N.Y. / Quality Education Academy / Florida State
8	Yanis Bamba	G	6-5	211	Fr.	HS	Quebec, Canada / Jean-de-Brébeuf
1	Xavier Bell	G	6-2	185	Jr.*	1L	Wichita, Kan. / Andover Central HS / Drexel
20	Harlond Beverly	G	6-5	195	R-Jr.*	TR	Detroit, Mich. / Montverde Academy (Fla.) / Miami (FL)
55	Bijan Cortes	G	6-2	188	Jr.	TR	Kingfisher, Okla. / Kingfisher HS / Oklahoma
3	Ronnie DeGray III	F	6-6	225	Jr.*	TR	Parker, Colo. / Monverde Academy (Fla.) / UMass / Missouri
24	Jacob Germany	F	6-10	226	Sr.*	TR	Kingston, Okla. / Kingston HS / UTSA
12	Joy Ighovodja	G	6-4	205	Fr.	HS	Abeokuta, Nigeria / NBA Academy Africa (Senegal)
14	Trevor McBride	G	6-0	150	R-Fr.	RS	Basehor, Kan. / Basehor-Linwood HS
11	Kenny Pohto	F	6-10	243	Jr.	2L	Stockholm, Sweden / Sunrise Christian Academy (Kan.)
10	Dalen Ridgnal	F	6-6	209	Gr.	TR	Kansas City, Mo. / Lincoln Prep / Cowley CC / Georgia / Missouri State
4	Colby Rogers	G	6-4	190	R-Jr.*	TR	Covington, Ga. / Roselle Catholic HS (N.J.) / Cal Poly / Siena
21	Henry Thengvall	F	6-6	199	R-Fr.	RS	Wichita, Kan. / Kapaun Mt. Carmel HS



XAVIER BELL

@XavierBell03
@1of1xb

6-2 | 185 | Jr-TR | G | Wichita, Kan. | Drexel

Season	School	Class	GP-GS	MIN/MPG	FGM-A	FG%	3FGM-A	3FG%	FTM-A	FT%	OR	DR	TR	RPG	PF-FO	A	TO	BLK	STL	TP	PPG
2020-21	Drexel	Covid	20-7	229/11.5	30-70	.429	11-26	.423	9-12	.750	4	11	15	0.8	20-0	20	14	1	5	80	4.0
2021-22	Drexel	Fr.	28-25	732/26.1	126-256	.492	25-70	.357	31-41	.756	11	27	38	1.4	62-0	45	40	3	11	308	11.0
2022-23	Wichita State	So.	31-9	451/14.6	48-127	.378	13-57	.228	15-20	.750	5	24	29	0.9	28-0	18	19	2	8	124	4.0
WSU TOTALS			31-9	451/14.6	48-127	.378	13-57	.228	15-20	.750	5	24	29	0.9	28-0	18	19	2	8	124	4.0
D1 TOTALS			79-41	1409/17.8	204-453	.450	49-153	.320	55-73	.753	20	62	82	1.0	110-0	83	73	6	24	512	6.5

2023-24 (Junior):

Lefty combo guard... Former Kansas Mr. Basketball returned to Wichita in the summer of 2022 after two seasons at Drexel... Has two seasons of eligibility remaining... A hard-hat guy... Intelligent and intuitive player who's always in the right spot... Son of former WSU football player Wayne Bell... Named after his father's former classmate, Xavier McDaniel... The third former Kansas Mr. Basketball to play for the Shockers, joining Gaylon Nickerson (1988) and Ryan Herra (1992).

2022-23 (Sophomore):

Shooting guard saw time in 31 games and logged nine starts in his first season as a Shocker... Averaged 4.0 points in 14.6 minutes... Shot 50% from inside the arc (35/70) and 75% from the free throw line (15/20)... Made just 22.8% of his threes (13/57) but regained his stroke over the final month of the season, connecting on 6-of-12 in the last 10 games... Scored in double-figures four times, including a season-high 14 in a Hall of Fame Classic semifinal win over Grand Canyon in Kansas City (Nov. 21)... Scored 12 points in 19 minutes during an overtime game against Missouri (Nov. 29)... Scored all 10 of his points in the second half to help the Shockers erase a 14-point halftime deficit against Tulsa (Nov. 14)... Made both of his three-point attempts and was 3-of-3 from the field in an eight-point performance at No. 1-ranked Houston (Mar. 2)... Closed out the regular season with 11 points on 2-of-3 three-point shooting in a win over South Florida (Mar. 5).

At Drexel (2020-22):

Played two seasons at Drexel University in Philadelphia and helped the Dragons to a 2021 NCAA tournament appearance... Was the team's second-leading scorer in 2021-22, averaging 11.0 points in 26.1 minutes while starting 25 of the 28 games... Shot over 49% from the field... Career 37.5% three-point shooter, knocked down 20-of-47 attempts (.426) against conference foes in 2022... Posted 20 double-figure scoring games as a Dragon, highlighted by a career-high 30-point performance against Hofstra on Jan. 17, 2022 in which he made 13-of-17 field goal attempts... Was voted the program's "Most Improved Player" as a true freshman in 2020-21, after sparking the Dragons to the CAA tournament title as a No. 6 seed... Averaged four points for the season but put up 8.1-per-game over the final seven contests after joining the starting lineup... Capped his rookie year with three-straight double-figure outings, including 11 points-each in the CAA semifinal and championship games, and 12 in the team's NCAA tournament opener against Illinois... Named to the 2021 CAA Commissioner's Academic Honor Roll.

High School:

Two-sport standout at Andover Central High was first team all-state in both football and basketball as a senior in 2019-20... Named "Mr. Basketball" by the Kansas Basketball Coaches Association and "Kansas Player of the Year" by MaxPreps... Tallied 1,710 career points for the Jaguars and led them to the 2019 Class 5A state title as a junior... Logged another state tournament trip as a senior when he averaged 24.6 points, 7.3 rebounds and 2.3 assists along with first team All-Class 5A stats... On the gridiron caught 71 passes for 975 yards during his senior year for a team that reached the 5A state title game... Named Top-33 in Kansas by the Topeka Capital Journal, All-Metro Top-11 by the Wichita Eagle and AVCTL-II Offensive Player of the Year.

Personal:

Born Apr. 4, 2002... Son of Wayne Bell and Stephanie Mitchell... Youngest of six children... Studying Business Administration at WSU.

BELL'S CAREER HIGHS (at WSU)

Category	Opponent	Date
Points	14 vs. Grand Canyon	11/21/22
Rebounds	5 ALCORN ST.	11/12/22
Field Goals	5 2x, Last: MIZZOU	11/29/22
FG Attempts	10 vs. Grand Canyon	11/21/22
3-Pointers	2 3x, Last: SOUTH FLA.	3/5/23
3-Pt Attempts	5 2x, Last: MIZZOU	11/29/22
Free Throws	5 TARLETON ST.	11/26/22
FT Attempts	6 TARLETON ST.	11/26/22
Assists	2 3x, Last: at UCF	12/28/22
Steals	1 7x, Last: vs. Tulsa	3/9/23
Blocks	1 2x, Last: vs. GCU	11/21/22
Minutes	28 at Houston	3/2/23

MISCELLANEOUS

Category	22-23	Career
10+ Points	4	4
20+ Points		
30+ Points		
10+ Rebounds		
Dunks		
Fouls Drawn	18	18
P-R Double-Doubles		
P-A Double-Doubles		
Leading Scorer	1	1
Leading Rebounder		
Assist Leader		

2022-23 | SOPHOMORE

Date	Opponent	gs	min	fg	3pt	ft	o	d	tr	pf	ast	to	blk	stl	pts
Nov. 7	CENTRAL ARK.	*	15:22	0-4	0-2	2-2	0	0	0	1	1	0	0	1	2
Nov. 12	ALCORN ST.	*	20:35	1-7	0-5	0-0	2	3	5	0	1	1	1	0	2
Nov. 17	at Richmond		04:00	0-2	0-2	0-0	0	0	0	0	0	0	0	0	0
Nov. 21	vs. Grand Canyon #		22:44	5-10	1-3	3-3	0	2	2	1	0	1	1	1	14
Nov. 22	vs. San Francisco #		25:44	1-5	0-1	1-1	0	2	2	2	2	0	0	0	3
Nov. 26	TARLETON ST.	*	21:22	1-6	0-2	5-6	0	0	0	0	0	0	0	0	7
Nov. 29	MISSOURI	*	18:50	5-9	2-5	0-2	0	1	1	2	1	2	0	0	12
Dec. 3	at Kansas St.	*	22:40	3-9	1-4	0-1	0	2	2	1	0	1	0	0	7
Dec. 10	LONGWOOD	*	11:40	0-4	0-3	0-0	0	1	1	0	1	0	0	0	0
Dec. 13	MISS. VALLEY ST.		10:28	1-4	0-2	0-0	0	0	0	2	1	0	0	1	2
Dec. 17	vs. Oklahoma St.		09:12	0-2	0-1	0-0	0	1	1	1	0	2	0	0	0
Dec. 22	TEXAS SOUTHERN		07:01	2-3	0-1	0-0	1	0	1	0	2	0	0	0	4
Dec. 28	at UCF^	*	17:35	2-4	1-3	0-0	0	0	0	1	2	4	0	0	5
Dec. 31	EAST CAROLINA^		05:06	0-1	0-0	0-0	0	0	0	0	0	1	0	0	0
Jan. 5	CINCINNATI^		10:06	1-2	1-2	0-0	0	0	0	1	0	0	0	0	3
Jan. 8	at South Fla.^		14:05	1-5	0-2	0-0	0	0	0	1	0	0	0	0	2
Jan. 14	TULSA^		15:31	4-6	1-3	1-1	0	0	0	1	0	0	0	0	10
Jan. 19	at Memphis^		09:40	1-1	0-0	0-0	0	0	0	0	0	1	0	0	2
Jan. 22	at SMU^		05:14	0-2	0-1	0-0	0	0	0	0	0	0	0	0	0
Jan. 25	TULANE^	dnp													
Jan. 29	at East Carolina^		13:49	2-3	0-1	0-0	0	1	1	4	0	2	0	0	4
Feb. 2	HOUSTON^		20:06	2-5	0-2	0-0	1	2	3	1	1	0	0	0	4
Feb. 5	at Tulsa^		15:33	2-5	1-2	0-0	0	0	0	0	1	0	0	0	5
Feb. 8	UCF^		10:50	0-0	0-0	0-0	0	1	1	1	0	1	0	0	0
Feb. 12	SMU^		12:38	1-2	0-0	0-0	0	1	1	1	1	0	0	1	2
Feb. 16	at Temple^		09:47	2-4	1-2	2-2	0	1	1	0	0	0	0	0	7
Feb. 23	MEMPHIS^		02:46	0-0	0-0	0-0	0	0	0	0	0	0	0	0	0
Feb. 26	at Tulane^		02:27	0-0	0-0	0-0	0	0	0	1	0	0	0	0	0
Mar. 2	at Houston^	*	27:52	3-3	2-2	0-0	0	1	1	2	1	1	0	1	8
Mar. 5	SOUTH FLA.^		26:18	4-8	2-3	1-2	0	3	3	2	1	1	0	1	11
Mar. 9	vs. Tulsa (AAC)	*	25:33	1-3	0-1	0-0	0	2	2	1	1	1	0	1	2
Mar. 10	vs. Tulane (AAC)		16:54	3-8	0-2	0-0	1	0	1	1	1	0	0	1	6



3 RONNIE DeGRAY III

@Ronnie_DeGray23
@ronnie.degray

6-6 | 225 | Jr-TR | F | Parker, Colo. | Missouri

Season	School	Class	GP-GS	MIN/MPG	FGM-A	FG%	3FGM-A	3FG%	FTM-A	FT%	OR	DR	TR	RPG	PF-FO	A	TO	BLK	STL	TP	PPG	
2020-21	UMass	Fr.	23-16	572 / 24.9	78-195	.400	31-88	.352	24-32	.750	9	71	80	3.5	39-0	37	51	4	27	211	9.2	
2021-22	Missouri	So.	33-4	837/25.4	93-208	.447	23-81	.284	64-84	.762	65	86	151	4.6	75-0	33	37	22	29	273	8.3	
2022-23	Missouri	Jr.	17-8	168/9.9	12-28	.429	3-11	.273	8-10	.800	15	15	30	1.8	17-0	4	4	7	8	35	2.1	
WSU TOTALS																						
D1 TOTALS			51-31	1329 / 26.1	173-480	.360	90-269	.335	43-57	.754	19	151	170	3.3	85-1	75	109	6	44	479	9.4	

2022-23 (Junior / Missouri):

Appeared in 17 games, making eight starts... Averaged 2.1 points and 1.8 rebounds on 42.9 percent shooting... Made 80 percent of his free throw attempts... Scored a season-high 10 points vs. Illinois on Dec. 22.

2021-22 (Sophomore / Missouri):

One of two Mizzou players to appear in all 33 games last season... Made four starts, as one of the Tigers' top players off the bench... Averaged 8.3 points and 4.6 rebounds per game on 44.7 percent field goal shooting... Shot above 60 percent in nine different games... Ranked 14th in the SEC with 1.97 offensive rebounds per game... Was the first Missouri Tiger to score a double-double in his debut since 2018, recording 13 points, 12 rebounds and three blocks against Central Michigan (11/9)... Scored in double-figures in his first four games at Mizzou, topped by 18 against SMU (11/21)... Totaled 12 games with 10 or more points and led the Tigers in scoring three times.

2020-21 (Freshman / UMass):

Had a standout season for the Minutemen in 2020-21, starting 14 of 15 games as a freshman while playing 27.4 minutes per game... Averaged 8.7 points and 4.6 rebounds while shooting 54.3 percent from the field and 37 percent from beyond the arc.

High School:

Played two seasons of prep school hoops at Woodstock Academy in Woodstock, Conn. ... At Woodstock, played on a team that went 36-2 and earned the top seed at the National Prep Championship... A three-star recruit and the No. 8 player overall in the state of Colorado out of high school.

Personal:

Father, Ronnie DeGray II, played college basketball at the University of Colorado before signing professionally overseas.



4 COLBY ROGERS

@colbyrogers
@colbyrogers_

6-4 | 190 | +Jr-RS | G | Covington, Ga. | Siena

Season	School	Class	GP-GS	MIN / MPG	FGM-A	FG%	3FGM-A	3FG%	FTM-A	FT%	OR	DR	TR	RPG	PF-FO	A	TO	BLK	STL	TP	PPG	
2019-20	Cal Poly	Fr.	30-7	671 / 22.4	97-237	.409	43-119	.361	22-30	.733	13	64	77	2.6	69	24	48	3	15	259	8.6	
2020-21	Cal Poly	Covid	19-18	605 / 31.8	82-232	.353	31-96	.323	36-43	.837	11	57	68	3.6	55	42	47	3	19	231	12.2	
2021-22	Siena	So.	28-27	912 / 32.6	139-328	.424	73-170	.429	44-53	.830	10	52	62	2.2	65	37	44	10	19	395	14.1	
2022-23	Wichita State	Jr.	Redshirted																			
WSU TOTALS																						
D1 TOTALS			77-52	2188 / 28.4	318-797	.399	147-385	.382	102-126	.810	34	173	207	2.7	189	103	139	16	53	885	11.5	

2022-23 (Junior): Siena transfer is a dangerous long-distance threat... Second team All-MAAC performer led his team in scoring (14.1 ppg) and rank eighth nationally in three-point percentage, sinking 73 triples on 42.9 percent accuracy... Has two seasons of eligibility remaining.

At Siena (2021-22): Earned second team All-Metro Atlantic Athletic Conference honors in his lone season at Siena, averaging a team-high 14.1 points... Earned NABC Second Team All-District I honors... Made 73 threes on 42.9 percent accuracy... 83 percent free throw shooter (44-of-53)... Appeared in 28 games with 27 starts and clocked an average of 32.5 minutes... Scored in double figures in 23 of 28 games, including four 20-point efforts... Scored a career-high 27 in a Jan. 30 game against Quinnipiac... Made a triple in all but three games and drilled 5+ on five occasions.

At Cal Poly (2019-21): Was team's second-leading scorer in each of his two seasons at Cal Poly... Appeared in 49 games (25 starts), averaging 10.0 points over 26.0 minutes... Averaged 12.2 points, 3.6 rebounds, and 2.2 assists in a team-high 31.8 minutes during the 2020-21 campaign.

High School: Spent his last two years of high school in New Jersey where he led Roselle Catholic (NJ) to back-to-back Tournament of Champions titles, including a 28-4 record and a No. 17 national ranking as a senior in 2018-19... Played his first two years at Newton High in his hometown of Covington... As a sophomore helped the Rams to a 28-2 record and a state semifinal appearance in Georgia's largest classification.

Personal: Born Jan. 14, 2001... Son of Constance and Robert Rogers... Has a sister, Kennedy... Pursuing a degree in Integrated Marketing.



PLAYER PROFILES



S ISAAC ABIDDE

@Albands11
@isaacabidde

6-8 | 208 | So-RS | F | Albany, Ga. | Westover HS

Season	School	Class	GP-GS	MIN/MPG	FGM-A	FG%	3FGM-A	3FG%	FTM-A	FT%	OR	DR	TR	RPG	PF-FO	A	TO	BLK	STL	TP	PPG
2021-22	Wichita State	Fr.	<i>Redshirted</i>																		
2022-23	Wichita State	R-Fr.	20-0	167/8.4	18-46	.391	4-21	.190	7-18	.389	11	17	28	1.4	19-0	4	6	4	4	47	2.4
CAREER TOTALS			20-0	167/8.4	18-46	.391	4-21	.190	7-18	.389	11	17	28	1.4	19-0	4	6	4	4	47	2.4

2023-24 (Redshirt Sophomore):

Freak athlete who can score on the block or from deep...

2022-23 (Redshirt Freshman):

Played in 20 games as a reserve at the four-spot and averaged 2.4 points and 1.4 rebounds in 8.6 minutes while totaling four blocks and four steals... Shot 56% from inside the arc (14-of-25)... Finished the year on an uptick. After appearing just four non-conference games, logged time in 16 of the last 20 while battling with fifth and sixth-year seniors (Gus Okafor and James Rojas respectively) for playing time... Made his collegiate debut in the season-opener against Central Arkansas (Nov. 7) and finished with four points and three boards... Put up a season-best seven points in 15 minutes at Tulsa (Feb. 5) including one of the season's top highlights when he threw down an alley-oop in the closing minutes... With Rojas in foul trouble against SMU (Feb. 12), came to the rescue with season-highs for minutes (31:33) and rebounds (6) in a double-overtime win.

2021-22 (Freshman):

Late-summer addition was originally bound for prep school but signed with WSU on Aug. 18... Practiced with the team but did not see game action.... Won the Shocker Madness slam dunk contest, besting Ricky Council and Dexter Dennis in the last two rounds.

High School:

2021 Westover High School graduate... First team All-Class 4A selection by the Atlanta Journal-Constitution after earning honorable mention honors in 2020... Ran with Georgia AC on the summer circuit.

Personal:

Born April 10, 2003... Son of Pauline and Kenneth Abidde... Has one older brother... Sport Management major.

ABIDDE'S CAREER HIGHS

Category	Opponent	Date
Points	5 CINCINNATI	1/5/23
Rebounds	6 SMU (2ot)	2/12/23
Field Goals	3 at Tulsa	2/5/23
FG Attempts	7 at Tulsa	2/5/23
3-Pointers	1 4x, Last: vs. Tulsa	3/9/23
3-Pt Attempts	3 2x, Last: at Tulsa	2/5/23
Free Throws	2 at SMU	1/22/23
FT Attempts	5 at SMU	1/22/23
Assists	1 4x, Last: at Temple	2/16/23
Steals	2 at South Fla.	1/8/23
Blocks	2 SMU (2ot)	2/12/23
Minutes	32 SMU (2ot)	2/12/23

MISCELLANEOUS

Category	22-23	Career
10+ Points		
20+ Points		
30+ Points		
10+ Rebounds		
Dunks	2	2
Fouls Drawn	13	13
P-R Double-Doubles		
P-A Double-Doubles		
Leading Scorer		
Leading Rebounder		
Assist Leader		

2022-23 RS-FRESHMAN

Date	Opponent	gs	min	fg	3pt	ft	o	d	tr	pf	ast	to	blk	stl	pts
Nov. 7	CENTRAL ARK.		14:21	2-3	0-1	0-0	2	1	3	4	0	1	0	0	4
Nov. 12	ALCORN ST.		04:46	1-2	0-1	0-0	1	0	1	0	0	0	0	0	2
Nov. 17	at Richmond		dnp												
Nov. 21	vs. Grand Canyon #		dnp												
Nov. 22	vs. San Francisco #		dnp												
Nov. 26	TARLETON ST.		dnp												
Nov. 29	MISSOURI		dnp												
Dec. 3	at Kansas St.		dnp												
Dec. 10	LONGWOOD		08:14	1-3	1-3	0-0	0	0	0	0	0	0	1	0	3
Dec. 13	MISS. VALLEY ST.		02:27	1-2	0-1	0-0	0	0	0	0	0	0	0	0	2
Dec. 17	vs. Oklahoma St.		dnp												
Dec. 22	TEXAS SOUTHERN		dnp												
Dec. 28	at UCF^		05:38	0-2	0-1	0-0	0	0	0	0	0	0	0	0	0
Dec. 31	EAST CAROLINA^		01:18	0-0	0-0	0-0	0	0	0	0	0	0	0	0	0
Jan. 5	CINCINNATI^		11:43	2-6	0-2	1-2	4	0	4	0	0	0	0	0	5
Jan. 8	at South Fla.^		17:43	1-3	1-1	0-2	2	3	5	0	1	0	0	2	3
Jan. 14	TULSA^		08:05	1-1	1-1	0-0	0	0	0	1	0	1	0	0	3
Jan. 19	at Memphis^		08:36	0-2	0-1	0-0	0	0	0	2	1	1	0	0	0
Jan. 22	at SMU^		12:20	1-3	0-1	2-5	0	2	2	2	0	0	0	0	4
Jan. 25	TULANE^		02:42	0-1	0-1	0-0	0	0	0	1	0	0	0	0	0
Jan. 29	at East Carolina^		dnp												
Feb. 2	HOUSTON^		dnp												
Feb. 5	at Tulsa^		15:19	3-7	0-3	1-2	0	3	3	1	0	0	1	1	7
Feb. 8	UCF^		10:40	1-1	0-0	1-2	0	2	2	2	0	0	0	0	3
Feb. 12	SMU^		31:33	1-5	0-1	1-4	1	5	6	3	1	2	2	1	3
Feb. 16	at Temple^		04:49	1-2	0-1	1-1	1	0	1	1	1	1	0	0	3
Feb. 23	MEMPHIS^		dnp												
Feb. 26	at Tulane^		02:47	1-1	0-0	0-0	0	0	0	0	0	0	0	0	2
Mar. 2	at Houston^		02:05	0-0	0-0	0-0	0	0	0	0	0	0	0	0	0
Mar. 5	SOUTH FLA.^		01:08	0-0	0-0	0-0	0	0	0	0	0	0	0	0	0
Mar. 9	vs. Tulsa (AAC)		04:54	1-2	1-2	0-0	0	1	1	2	0	0	0	0	3
Mar. 10	vs. Tulane (AAC)		dnp												



8 YANIS BAMBA

@YanisBamba
@ybmb_

6-5 | 211 | Fr-HS | G | Laval, Quebec, Canada | Jean-de-Brebeuf

Season	School	Class	GP-GS	MIN / MPG	FGM-A	FG%	3FGM-A	3FG%	FTM-A	FT%	OR	DR	TR	RPG	PF-FO	A	TO	BLK	STL	TP	PPG	
2023-24	Wichita State	Fr.																				
CAREER TOTALS																						

High School:

A 6-foot-6 combo guard... Bamba earned second team all-conference honors as a senior after averaging 13.5 points, 5.4 rebounds, 3.7 assists and 1.8 steals per game. He helped lead Jean de Brebeuf to an 18-4 record and a third place finish in the RSEQ Provincial Championship.

Personal:

He is the son of Amara and Christelle Bamba, and has one brother, Malik... He plans to major in business at Wichita State.



10 DALEN RIDGNAL

@dalen34
@yzn.day

6-6 | 209 | Gr-TR | F | Kansas City, Mo. | Missouri State

Season	School	Class	GP-GS	MIN/MPG	FGM-A	FG%	3FGM-A	3FG%	FTM-A	FT%	OR	DR	TR	RPG	PF-FO	A	TO	BLK	STL	TP	PPG
2021-22	Georgia	Jr.	28-1	287/10.3	25-70	.357	13-44	.295	12-18	.667	15	66	81	2.9	27-0	11	7	6	4	75	2.7
2022-23	Missouri State	Sr.	31-11	548/17.7	53-122	.434	28-75	.373	20-25	.800	41	92	133	4.3	44-0	15	18	11	18	154	5.0
CAREER TOTALS			59-12	835/14.2	78-192	.406	41-119	.345	32-43	.744	56	158	214	3.6	71-0	26	25	17	22	229	3.9

2022-23 (Senior)

Played in 31 games with 11 starts in his first season with the Bears ... Led Missouri State in scoring twice, and in rebounding six times ... Scored in double figures 5 times with three games of 10 or more rebounds... Posted career-high 14 rebounds in overtime win over Valpo (2/1/23) at home... Logged 9 points, team-high 10 rebounds, 2 steals in home win over Indiana State (1/15/23) ... Recorded 14 points, 7 rebounds and 3 treys at Illinois State (1/11/23)... Registered 14 points, 9 rebounds, and a pair of treys in win over Evansville (1/4/23)... Named MVC Newcomer of the Week on 1/2/23 after averaging team bests 16.0 points and 7.5 rebounds with 7 threes and a .579 (11-of-19) field goal percentage in a 2-0 week ... Posted game-highs and career-highs with 24 points, 11 rebounds and five 3-pointers on 8-of-13 FG in win at UNI (12/28/22) ... Had breakout effort in home win over Central Michigan (12/18/22) with 16 points, 8 rebounds, 3 treys in first MSU start... Earned spot on MVC Honor Roll ... Named to MSU Athletic Director's Honor Roll for Fall 2022 and Spring 2023 semesters.

Georgia

Played in 28 games in 2021-22 in his only season in Athens, averaging 10.3 minutes, 2.7 points and 2.9 rebounds per game overall and 3.3 points per game in SEC play ... Fell just shy of a double-double with 10 points, 9 rebounds vs. Western Carolina (12/20/21) in just 12 minutes of playing time ... Snagged 7 rebounds at No. 2 Auburn (1/19/22) and scored 6 points with 7 rebounds vs. Jacksonville (12/7/21).

Cowley College


Was a two-time All-American, All-Region VI and All-Jayhawk Conference selection at Cowley (Kan.) College for coach Tommy DeSalme where he led the Tigers to a 50-11 record in two years with a pair of conference titles and a 2021 national runner-up finish ... Scored 1,118 points (18.6 ppg) and snagged 699 rebounds (11.7) in 60 career games ... Was a first-team All-America pick in 2020-21 after posting 21.1 points and a national-best 12.8 rebounds with 23 double-doubles ... As a freshman, he recorded 20 double-doubles and averaged 16.4 points and 10.6 rebounds per game as a third-team All-America pick. Was also named Jayhawk East Freshman of the Year in 2019-20.

High School

Helped Lincoln Academy to a 22-5 record during his senior season (2018-19)... Played his sophomore and junior seasons at Rockhurst High School where he averaged 9.1 points and a team-high 6.8 rebounds per game to help Rockhurst compile a 22-6 record and district title.

Personal

Guardian is his aunt, Charmain Ridgnal-Wright ... Completed his undergraduate degree in the summer of 2023 (General Studies) from Missouri State.



KENNY POHTO

@kennypohto
@pohtokenny

6-10 | 243 | Jr-2L | F | Stockholm, Sweden | Sunrise Christian Academy

Season	School	Class	GP-GS	MIN/MPG	FGM-A	FG%	3FGM-A	3FG%	FTM-A	FT%	OR	DR	TR	RPG	PF-FO	A	TO	BLK	STL	TP	PPG
2021-22	Wichita State	Fr.	28-0	396/14.1	55-120	.458	16-53	.302	24-37	.649	43	33	76	2.7	33-1	12	17	10	12	150	5.4
2022-23	Wichita State	So.	31-30	831/26.8	111-227	.489	3-29	.103	45-73	.616	67	111	178	5.7	61-2	60	39	23	31	270	8.7
CAREER TOTALS			59-30	1227/20.8	166-347	.478	19-82	.232	69-110	.627	110	144	254	4.3	94-3	72	56	33	43	420	7.1

Individual Honors/Accolades:

- 2x -- American Athletic Conference Freshman of the Week
- 2x -- WSU Varsity Letterman (2022)
- 2023 Shelley Cox Academic Leadership Award*
- 2x -- Athletic Director's Honor Roll (Fall 2021, Fall 2022)
- AAC All-Academic Team (2021-22)
- *=WSU Men's Basketball Honor

2023-24 (Junior):

Versatile player on both sides of the ball; big enough to bang on the low block and has the athleticism and shooting touch to play out on the perimeter as a stretch-four... Described as a high-IQ basketball player with a great feel for the game.

2022-23 (Sophomore):

A breakout performer over the second half of his sophomore season... Started all but one of his 31 games and averaged 8.7 points, 5.7 rebounds, 1.9 assists and 1.0 steal in 26.8 minutes... Grabbed a team-high 67 offensive boards and ranked fifth among American Athletic Conference regulars in offensive rebound percentage (9.8)... Also ranked 10th in the AAC in block percentage (3.15), per KenPom, totaling 23 for the year... Scored in double figures 12 times... Grabbed double-digit rebounds on four occasions and posted a pair of double-doubles... Struggled from the perimeter but shot 54.5% from inside the arc... Also ranked second on the team with 73 fouls drawn... Posted a 1.54 assist-to-turnover ratio (60A, 39TO)... Was one of the major keys to WSU's second-half offensive renaissance as the staff began playing to his strengths as a passer and facilitator... Averaged 11.1 points and 6.8 rebounds over the final 19 games (up from 5.0 ppg and 4.1 rpg in the first 12 contests) along with 2.4 assists, 1.1 blocks and 1.3 steals... That stretch began with a breakout performance against East Carolina (Dec. 31) when he logged his first career double-double with 21 points on 9-of-13 shooting and 11 rebounds... Put up his second double-double less than two weeks later in WSU's 14-point second-half comeback at South Florida (Jan. 8), finishing with 14 points, 10 boards and five assists... Set career-highs in a double-overtime victory over SMU (Feb. 12) with 28 points on 13-of-15 shooting in nearly 41 minutes of action... Made the Fall 2022 Athletic Director's Honor Roll (3.0+ semester GPA)... Winner of WSU's men's basketball's 2023 Shelley Cox/ KAKE-TV Academic Leadership Award.

2021-22 (Freshman):

Made a strong impression in his rookie year, twice winning American Athletic Conference Freshman of the Week honors... Learned the ropes while backing up fourth-year center Morris Udeze... Appeared in all 28 games and averaged 5.4 points and 2.7 rebounds in 14.1 minutes... Shot 45.8 percent from the

CAREER HIGHS

Category	Opponent	Date
Points	28 SMU (2ot)	2/12/23
Rebounds	12 HOUSTON	2/2/23
Field Goals	13 SMU (2ot)	2/12/23
FG Attempts	15 SMU (2ot)	2/12/23
3-Pointers	3 vs. UNLV	11/21/21
3-Pt Attempts	7 vs. UNLV	11/21/21
Free Throws	5 2x, Last: at Memphis	1/19/23
FT Attempts	8 2x, Last: at Houston	3/2/23
Assists	6 at Tulsa	2/5/23
Steals	3 3x, Last: at Memphis	1/19/23
Blocks	4 TULSA	1/14/23
Minutes	41 SMU (2ot)	2/12/23

MISCELLANEOUS

Category	22-23	Career
10+ Points	12	16
20+ Points	2	2
30+ Points		
10+ Rebounds	4	4
Dunks	5	17
Fouls Drawn	73	104
P-R Double-Doubles	2	2
P-A Double-Doubles		
Leading Scorer	4	4
Leading Rebounder	8	11
Assist Leader	4	4

2022-23 | SOPHOMORE

Date	Opponent	gs	min	fg	3pt	ft	o	d	tr	pf	ast	to	blk	stl	pts
Nov. 7	CENTRAL ARK.	*	13:40	1-5	1-2	0-0	1	4	5	1	1	1	1	0	3
Nov. 12	ALCORN ST.	*	27:51	5-9	0-2	3-3	2	2	4	1	2	1	0	0	13
Nov. 17	at Richmond	*	25:20	0-6	0-5	0-1	1	5	6	3	1	2	0	0	0
Nov. 21	vs. Grand Canyon #	*	24:07	1-7	1-5	0-0	1	0	1	1	0	0	0	0	3
Nov. 22	vs. San Francisco #	*	22:48	3-4	0-0	0-0	3	4	7	0	0	0	1	0	6
Nov. 26	TARLETON ST.	*	29:08	5-6	0-0	3-3	5	4	9	5	1	1	0	1	13
Nov. 29	MISSOURI	*	17:43	1-4	0-0	0-0	1	2	3	3	2	1	0	0	2
Dec. 3	at Kansas St.		dnp												
Dec. 10	LONGWOOD	*	12:47	1-1	0-0	0-0	1	0	1	1	1	0	0	1	2
Dec. 13	MISS. VALLEY ST.	*	20:19	1-5	0-1	2-4	1	3	4	2	1	0	0	2	4
Dec. 17	vs. Oklahoma St.	*	25:27	1-4	0-3	0-2	0	1	1	2	1	1	0	0	2
Dec. 22	TEXAS SOUTHERN	*	28:41	4-7	0-0	1-2	2	5	7	2	2	1	1	1	9
Dec. 28	at UCF^	*	28:37	1-3	0-0	1-2	0	1	1	1	3	0	0	2	3
Dec. 31	EAST CAROLINA^	*	32:44	9-13	1-1	2-4	7	4	11	2	0	0	2	1	21
Jan. 5	CINCINNATI^	*	26:21	3-10	0-3	1-2	1	6	7	2	2	0	1	2	7
Jan. 8	at South Fla.^	*	30:16	6-14	0-0	2-2	2	8	10	2	5	1	0	2	14
Jan. 14	TULSA^	*	29:52	4-9	0-0	3-4	2	5	7	2	3	1	4	2	11
Jan. 19	at Memphis^	*	26:36	2-8	0-1	5-7	3	1	4	5	2	0	1	3	9
Jan. 22	at SMU^	*	19:26	1-4	0-0	0-0	2	3	5	4	0	2	1	0	2
Jan. 25	TULANE^	*	37:19	7-11	0-0	3-4	3	6	9	3	4	2	2	1	17
Jan. 29	at East Carolina^	*	29:46	5-10	0-0	0-1	2	0	2	0	3	2	0	0	10
Feb. 2	HOUSTON^	*	35:31	3-7	0-0	2-2	4	8	12	0	2	3	1	0	8
Feb. 5	at Tulsa^	*	26:28	5-7	0-0	2-3	4	3	7	2	6	2	0	1	12
Feb. 8	UCF^	*	32:55	3-6	0-1	2-4	1	4	5	1	2	2	2	2	8
Feb. 12	SMU^	*	40:42	13-15	0-0	2-2	4	4	8	4	2	2	0	2	28
Feb. 16	at Temple^	*	33:02	5-8	0-1	2-4	2	0	2	0	3	1	2	0	12
Feb. 23	MEMPHIS^	*	28:05	4-9	0-0	0-0	2	2	4	1	1	0	0	2	8
Feb. 26	at Tulane^	*	23:14	2-4	0-0	5-6	0	8	8	3	0	3	0	1	9
Mar. 2	at Houston^	*	29:56	5-7	0-0	2-8	2	2	4	2	1	3	0	1	12
Mar. 5	SOUTH FLA.^	*	23:52	2-5	0-1	0-0	1	9	10	2	4	4	3	2	4
Mar. 9	vs. Tulsa (AAC)	*	22:57	6-10	0-2	1-1	2	3	5	3	2	2	1	0	13
Mar. 10	vs. Tulane (AAC)	*	25:48	2-9	0-1	1-2	5	4	9	1	3	1	0	2	5



PLAYER PROFILES

field (55-of-120), including 30.2 percent from three (16-of-53), and made 24-of-37 free throws (.649)... Was the team's most-efficient scorer, per KenPom, with a 112.1 O-Rating... On a per-40-minute basis, averaged 15.2 points and 4.3 offensive rebounds... Fall 2021 Athletic Director's Honor Roll Qualifier (3.0+ semester GPA)... Earned AAC Freshman of the Week honors after contributing 12 points in a neutral court victory over UNLV in Las Vegas (Nov. 21) and another 10 points and seven boards in the Shockers' Nov. 26 win at Missouri... Scored in double-figures four times with a season-high 14 points in the Dec. 14 win over Alcorn State... Scored 12 points and set season-highs for rebounds (9) and blocks (3) against Prairie View A&M (Dec. 22) to earn AAC Freshman of the Week for a second time.

High School:

Played three seasons just up the road from Wichita State at Sunrise Christian Academy in Bel Aire, Kan.... Consensus three-star recruit and top-25 center in the Class of 2021... No. 195 overall in 247Sports' composite rankings... One of at least four 2021 Division I signees on the roster... Helped his team to a 21-4 record and a runner-up finish at GEICO Nationals... Originally signed with Minnesota but was released from his letter of intent following a coaching change... Chose WSU on May 4, 2021 over finalists Utah and SMU and also drew interest from Ohio State, Georgia, Vanderbilt and others... Coached by Luke Barnwell... Arrived in the U.S. at age 16; has grown two inches and packed on more than 25 pounds... In August of 2018, represented his home country (Sweden) in the 2018 FIBA U16 European Championship in Sarajevo and averaged 13.1 points and 11.6 rebounds over eight games... In the summer of 2021, helped Sweden win the U-20 Nordic Cup. He scored a game-high 21 points on 4-of-4 three-point shooting and grabbed eight rebounds in the championship game to secure MVP honors.

Personal:

Born July 18, 2002 in Sweden.... Son of Eddie and Nette Pohto... Has a sister, Chantelle, and a brother, Casper... Sport Management major.



2021-22 | FRESHMAN

Date	Opponent	gs	min	fg	3pt	ft	o	d	tr	pf	ast	to	blk	stl	pts
Nov. 9	JACKSONVILLE ST.		18:08	4-6	0-2	0-0	2	2	4	0	1	1	1	2	8
Nov. 13	SOUTH ALABAMA		13:53	2-7	0-3	2-2	0	0	0	1	1	1	0	0	6
Nov. 16	TARLETON ST.		10:40	1-3	0-0	1-2	1	0	1	0	0	0	0	0	3
Nov. 19	vs. Arizona		26:11	2-3	0-1	0-3	4	2	6	5	2	2	1	3	4
Nov. 21	vs. UNLV		19:31	4-9	3-7	1-2	1	2	3	2	1	2	1	0	12
Nov. 26	at Missouri		15:43	4-6	0-1	2-2	3	4	7	1	1	2	0	0	10
Dec. 1	at Oklahoma St.		13:35	2-3	1-2	0-0	0	0	0	1	0	0	0	0	5
Dec. 5	KANSAS ST. (IBA)		07:16	1-5	1-2	0-0	1	0	1	0	0	0	1	0	3
Dec. 11	NORFOLK ST.		07:17	2-2	0-0	0-0	1	1	2	2	0	0	0	0	4
Dec. 14	ALCORN ST.		18:57	6-10	2-4	0-0	5	3	8	1	1	0	0	3	14
Dec. 18	NORTH TEXAS		08:57	2-5	0-1	0-0	1	0	1	0	0	0	1	0	4
Dec. 22	PRAIRIE VIEW A&M		21:55	3-4	1-2	5-8	5	4	9	2	0	1	3	0	12
Jan. 1	MEMPHIS^		10:31	0-3	0-3	0-0	2	0	2	2	0	3	1	1	0
Jan. 8	at Houston^		16:20	2-4	1-3	1-2	1	1	2	1	0	1	0	0	6
Jan. 12	TULANE^		11:50	1-3	0-0	2-2	2	1	3	1	0	1	0	0	4
Jan. 16	CINCINNATI^		11:48	3-4	0-1	0-0	0	1	1	0	0	1	0	0	6
Jan. 26	UCF^		11:36	1-3	1-2	2-2	1	0	1	1	0	0	0	0	5
Jan. 29	at Tulane^		03:31	1-1	0-0	0-0	0	0	0	1	0	0	0	0	2
Feb. 1	TULSA^		13:28	3-6	1-2	1-2	2	1	3	1	1	0	0	0	8
Feb. 5	SMU^		13:42	1-2	1-2	4-4	0	1	1	2	0	0	0	1	7
Feb. 8	at UCF^		08:59	0-2	0-2	0-0	0	0	0	0	1	0	0	1	0
Feb. 12	SOUTH FLORIDA^		15:16	1-4	1-3	0-0	1	2	3	1	0	1	0	0	3
Feb. 17	at Cincinnati^		11:17	1-5	0-2	1-2	2	2	4	2	1	0	0	1	3
Feb. 20	HOUSTON^		31:18	3-7	2-4	1-1	0	3	3	1	1	1	0	0	9
Feb. 27	at Memphis^		17:25	1-3	1-3	0-0	1	2	3	1	0	0	0	0	3
Mar. 2	at Tulsa^		08:51	2-3	0-0	0-0	1	1	2	2	0	0	0	0	4
Mar. 5	EAST CAROLINA^		13:50	1-4	0-1	0-1	3	0	3	0	0	0	0	0	2
Mar. 10	vs. Tulsa (AAC)		13:59	1-3	0-0	1-2	3	0	3	2	1	0	1	0	3





12 JOY IGHOVODJA

@Joyigho6 X
@joy_ighovodja IG

6-4 | 205 | Fr-HS | G | Abeokuta, Nigeria | NBA Academy Africa

Season	School	Class	GP-GS	MIN / MPG	FGM-A	FG%	3FGM-A	3FG%	FTM-A	FT%	OR	DR	TR	RPG	PF-FO	A	TO	BLK	STL	TP	PPG
2023-24	Wichita State	Fr.																			
CAREER TOTALS																					

NBA Academy Africa:

Ighovodja, who began playing competitive basketball just four years ago at age 14, has the physical tools to be a force in college basketball with a wingspan measured at 6-foot-10 and a 39-inch vertical... Ighovodja was one of the 12 original prospects selected for BAL Elevate's 2022 launch, competing last spring with REG (Rwanda), and is in the midst of a second go-around (March-May, 2023) with Côte d'Ivoire's ABC Fighters... In July, 2022, Ighovodja helped NBA Academy Africa to a first-place finish at the annual NBA Academy Games -- a series of exhibitions featuring top prospects from outside the U.S. Teams from each of the four NBA academies in Australia, India, Mexico and Senegal compete against each other and other elite select teams under the watchful eyes of NCAA coaches and NBA scouts... Ighovodja has also been involved with the Nigerian Basketball Federation. In the summer of 2019, he helped his home country to a bronze medal at the FIBA U16 African Championship, averaging 8.3 points and 7.7 rebounds in seven tournament games.

Paul Mills on Ighovodja:

"I am excited to have Joy be a part of Wichita State basketball. Joy has a terrific skillset combined with great length for a guard his size and will be a force for many years to come. He is a product of NBA Academy Africa where his development has made monumental strides. He is being challenged every day by other high-level players who all receive high-level coaching from the Academy. More importantly, Joy is a young man of high character who will represent Shocker basketball well, on and off the court. Please join me in welcoming Joy to Wichita!"



14 TREVOR McBRIDE

@Trevor_McB15 X
@trevor.mcb15 IG

6-0 | 150 | Fr-RS | G | Basehor, Kan. | Basehor-Linwood HS

Season	School	Class	GP-GS	MIN / MPG	FGM-A	FG%	3FGM-A	3FG%	FTM-A	FT%	OR	DR	TR	RPG	PF-FO	A	TO	BLK	STL	TP	PPG
2023-24	Wichita State	Fr.	Redshirted																		
CAREER TOTALS																					

2023-24 (Redshirt Freshman):

Heady, walk-on guard from northeastern Kansas... Played for his father at Basehor-Linwood High School near Kansas City and led the state in assist-to-turnover ratio as a senior (5.22)... Described as a pure point guard who elevates everyone around him.

2022-23 (Freshman):

Practiced with the team but did not see game action.

High School:

KBCA Honorable Mention All-Class 5A pick as a senior... Averaged 11 points, 4.8 assists and 1.8 steals for a Bobcat team that finished 19-3 during the 2021-22 season and earned a No. 1 seed in the 5A state tournament... Led the state with an eye-popping 5.22 assist-to-turnover ratio and set the school's career assist mark... Three-time all-league performer helped BLHS to an 80-11 combined record over his four seasons with three United Kansas Conference titles... Averaged 10.2 points, 4.4 assists and 2.7 steals

as a junior... Took part in a pair of deep playoff runs as an underclassman... Made the varsity as a freshman and helped the Bobcats to a 5A runner-up finish in 2019... BLHS was one of four teams still standing in 2020 when the COVID-19 pandemic canceled the remainder of the state tournament... Also excelled in track and field, qualifying for state in three different years... Medaled in four events at the 2022 5A state track meet, taking fifth in the high jump and seventh in the long jump while also competing on the Bobcats' 400 and 1600-meter relay teams... Member of the National Honor Society.

Personal:

Birthday is Sep. 24, 2003... Son of Michael and Shelby McBride... Father has been boys basketball coach at Basehor-Linwood High School for 19 years... Has a younger brother, Brecklin... Chose WSU in part because of its business school and is majoring in Finance/Real Estate.



IS QUINCY BALLARD

@itz_quinc

6-11 | 251 | Jr-TR | C | Syracuse, N.Y. | Florida State

Season	School	Class	GP-GS	MIN/MPG	FGM-A	FG%	3FGM-A	3FG%	FTM-A	FT%	OR	DR	TR	RPG	PF-FO	A	TO	BLK	STL	TP	PPG
2020-21	Florida State	Covid	18-0	62/3.4	10-14	.714	0-0	---	2-7	.286	5	7	12	0.7	13-0	1	6	6	0	22	1.2
2021-22	Florida State	Fr.	18-0	85/4.7	7-10	.700	0-0	---	2-6	.333	9	12	21	1.2	7-0	1	4	11	2	16	0.9
2022-23	Wichita State	So.	10-0	100/10.0	7-14	.500	0-0	---	7-14	.500	7	14	21	2.1	6-0	1	2	14	2	21	2.1
WSU TOTALS			10-0	100/10.0	7-14	.500	0-0	---	7-14	.500	7	14	21	2.1	6-0	1	2	14	2	21	2.1
D1 TOTALS			46-0	250/5.4	24-38	.632	0-0	---	11-27	.407	21	33	54	1.2	26-0	3	12	31	4	59	1.3

2023-24 (Junior):

Rapidly-improving 7-footer is a rim-runner and an eraser around the rim... Combo of size, strength and athleticism make him a high-upside prospect as he continues to gain experience... Has good hands, finishes well around the basket.

2022-23 (Sophomore):

Appeared in nine of the first 11 games but missed the final 17 due to a lingering back injury... Totaled 21 points, 21 rebounds in 101 minutes... Did not clock enough minutes to qualify for KenPom rankings but would have otherwise led the nation in block percentage. He swatted 15.8% of enemy field goal attempts while he was on the floor... Averaged an eye-popping 5.5 blocks-per-40-minutes... Had as many total blocks (14) as field goal attempts (14) but converted 50% of his looks... Made his Shocker debut against Central Arkansas (Nov. 7) and finished with season-highs for points (10), field goals (4-of-5) and rebounds (5) in 12 minutes of action... Played a career-high 21 minutes at Kansas State (Dec. 3) and hit a game-tying free throw with just over 2:00 remaining as part of a 4-of-6 performance from the foul line... Did not attempt a shot in 18 minutes against Longwood (Dec. 10) but swatted five on the opposite end... Matched his personal-best with five rebounds against Oklahoma State at INTRUST Bank Arena (Dec. 17)... Missed the next three games while battling a back injury... Returned for a three-minute cameo against Cincinnati (Jan. 5) before shutting it down for the remainder of the season.

At Florida State (2020-22):

Logged 36 games over two seasons at FSU as part of a deep Seminole front court that included three other 7-footers... Was productive in limited playing time, shooting 70.8% from the field and averaging 4.6 blocks-per-40-minutes... Career totals included 38 points, 33 rebounds and 17 blocks over 147 minutes... Helped FSU to the 2021 Sweet 16 as a true freshman... Set career-highs with eight points, four rebounds and three blocks in 11 minutes at Miami on Feb. 24, 2021.

High School/Prep School:

Played his senior season (2018-19) plus another post-graduate year (2019-20) at Quality Education Academy in Winston-Salem, N.C... Ranked 336th among 2020 prospects... Signed with FSU in April, 2020 over Syracuse, Cincinnati, NC State and Maryland... Averaged 14.0 points, 11.0 rebounds and 6.0 blocks in his final year... Prior to that played a season at Henninger High in Syracuse, N.Y. and helped the Black Knights reach the sectional round... Played for Gym Ratz AAU on the summer circuit.

Personal:

Born July 28, 2001... Son of Regina and Luevell Ballard... Credits his mother for helping motivate him to improve his game throughout high school... Hobbies include drawing, editing videos and spending time with family and friends... Has an older brother, Kay'ron, and a younger brother, Jordan... General Studies Communications major.

BALLARD'S CAREER HIGHS (at WSU)

Category	Opponent	Date
Points	10 CENTRAL ARK.	11/7/22
Rebounds	5 2x, Last: vs. Okla. St.	12/17/22
Field Goals	4 CENTRAL ARK.	11/7/22
FG Attempts	5 CENTRAL ARK.	11/7/22
3-Pointers		
3-Pt Attempts		
Free Throws	4 at Kansas St.	12/3/22
FT Attempts	6 2x, Last: at Kansas St.	12/3/22
Assists	1 at Kansas St.	12/3/22
Steals	1 2x, Last: vs. Okla. St.	12/17/22
Blocks	5 LONGWOOD	12/10/22
Minutes	21 at Kansas St.	12/3/22

MISCELLANEOUS

Category	22-23	Career
10+ Points	1	1
20+ Points		
30+ Points		
10+ Rebounds		
Dunks	3	3
Fouls Drawn	7	7
P-R Double-Doubles		
P-A Double-Doubles		
Leading Scorer		
Leading Rebounder		
Assist Leader		

2022-23 | SOPHOMORE

Date	Opponent	gs	min	fg	3pt	ft	o	d	tr	pf	ast	to	blk	stl	pts
Nov. 7	CENTRAL ARK.		12:41	4-5	0-0	2-6	2	3	5	0	0	1	2	0	10
Nov. 12	ALCORN ST.		04:17	0-0	0-0	0-0	0	0	0	0	0	0	1	0	0
Nov. 17	at Richmond		06:18	1-1	0-0	0-0	1	0	1	1	0	1	0	0	2
Nov. 21	vs. Grand Canyon #		02:57	0-1	0-0	0-0	1	0	1	0	0	0	0	1	0
Nov. 22	vs. San Francisco #	dnp													
Nov. 26	TARLETON ST.	dnp													
Nov. 29	MISSOURI		05:55	1-1	0-0	0-0	0	0	0	0	0	0	0	0	2
Dec. 3	at Kansas St.		21:02	0-1	0-0	4-6	0	3	3	2	1	0	2	0	4
Dec. 10	LONGWOOD		17:37	0-0	0-0	0-0	1	1	2	2	0	0	5	0	0
Dec. 13	MISS. VALLEY ST.		13:10	0-3	0-0	1-2	1	3	4	1	0	0	2	0	1
Dec. 17	vs. Oklahoma St.		14:33	1-1	0-0	0-0	1	4	5	0	0	0	1	1	2
Dec. 22	TEXAS SOUTHERN	dnp													
Dec. 28	at UCF^	dnp													
Dec. 31	EAST CAROLINA^	dnp													
Jan. 5	CINCINNATI^		02:46	0-1	0-0	0-0	0	0	0	0	0	0	1	0	0
Jan. 8	at South Fla.^	dnp													
Jan. 14	TULSA^	dnp													
Jan. 19	at Memphis^	dnp													
Jan. 22	at SMU^	dnp													
Jan. 25	TULANE^	dnp													
Jan. 29	at East Carolina^	dnp													
Feb. 2	HOUSTON^	dnp													
Feb. 5	at Tulsa^	dnp													
Feb. 8	UCF^	dnp													
Feb. 12	SMU^	dnp													
Feb. 16	at Temple^	dnp													
Feb. 23	MEMPHIS^	dnp													
Feb. 26	at Tulane^	dnp													
Mar. 2	at Houston^	dnp													
Mar. 5	SOUTH FLA.^	dnp													
Mar. 9	vs. Tulsa (AAC)	dnp													
Mar. 10	vs. Tulane (AAC)	dnp													



20 HARLOND BEVERLY

@Harlond20 X
@harlond IG

6-5 | 195 | Jr-TR | G | Detroit, Mich. | Miami (FL)

Season	School	Class	GP-GS	MIN / MPG	FGM-A	FG%	3FGM-A	3FG%	FTM-A	FT%	OR	DR	TR	RPG	PF-FO	A	TO	BLK	STL	TP	PPG	
2019-20	Miami	Fr.	31-5	621/19.9	85-210	.405	14-64	.219	40-54	.741	11	60	71	2.3	48-0	71	69	6	21	224	7.2	
2020-21	Miami	So.	19-15	545/28.7	51-154	.331	7-47	.149	19-47	.404	6	80	86	4.5	32-0	62	52	6	29	128	6.7	
2021-22	Miami	R-So.	4-0	37/9.3	1-7	.143	0-2	.000	0-0	.000	1	6	7	1.8	5-0	5	2	0	2	2	0.5	
2022-23	Miami	R-Jr.	36-1	439/12.2	43-94	.457	12-39	.308	24-30	.800	4	39	43	1.2	22-0	43	30	2	19	122	3.4	
WSU TOTALS																						
D1 TOTALS			90-21	1638/18.2	180-465	.387	33-152	.217	83-131	.634	22	185	207	2.3	107-0	181	153	14	71	476	5.3	

2022-23 (Fourth Year Junior / Miami):

Appeared in all 37 contests, starting one ... Averaged 3.5 points, 1.2 rebounds and 1.2 assists in 12.2 minutes per game ... Shot 46.5 percent from the field, fourth-best on the team, and 80.0 percent at the line ... Scored 15-plus points twice, dished out multiple assists 10 times and snatched two-plus steals six times ... Returned to action for the first time in 347 days.

2021-22 (Third-Year Sophomore / Miami):

Played in four games ... Missed the final 30 contests due to a lingering back injury that required surgery ... Notched seven rebounds, five assists, two points and two steals on the year ... Shut down for the season at the end of November.

2020-21 (Sophomore / Miami):

Season did not count towards eligibility due to COVID-19 pandemic ... Played in 19 games, starting 15, before missing the final eight contests due to a lingering back injury ... Averaged 6.7 points, 4.5 rebounds, 3.3 assists and 1.5 steals per game ... One of four Power Five players in the nation to average 4.5 rebounds, 3.3 assists and 1.5 steals per game.

2019-20 (Freshman / Miami):

One of three Hurricanes to play in all 31 games, earning five starts ... Averaged 7.2 points, 2.3 rebounds and 2.3 assists, second on the team, across 19.9 minutes per game.

High School:

Graduated from Montverde Academy (Fla.) ... Consensus four-star recruit ... Tabbed as the No. 42 prospect nationally by Rivals, including ninth among shooting guards ... Ranked No. 69 in the country by 247Sports and No. 55 by ESPN ... Averaged 14.0 points per game in his lone year at Montverde, aiding the team to a 22-3 record and a No. 4 spot in the USA TODAY Super 25 Expert Rankings ... Scored a team-high 23 points in the GEICO Nationals semifinals against national champion IMG Academy ... Roommate of Precious Achiuwa, now with the Toronto Raptors, during their year together at Montverde.

Personal:

Born May 31, 2001 ... Parents are Clayton and Rebecca Holmes ... Has a younger sister, Madison ... First cousin once removed is Jon Berti of the Miami Marlins ... Favorite athlete is CJ McCollum ... Best sports memory is playing in the 2019 GEICO Nationals.



21 HENRY THENGVALL

@HenryThengvall X
@21_Hennessy IG

6-6 | 199 | Fr-RS | F | Wichita, Kan. | Kapaun Mt. Carmel HS

Season	School	Class	GP-GS	MIN / MPG	FGM-A	FG%	3FGM-A	3FG%	FTM-A	FT%	OR	DR	TR	RPG	PF-FO	A	TO	BLK	STL	TP	PPG
2022-23	Wichita State	Redshirted																			
CAREER TOTALS																					

2023-24 (Redshirt Freshman):

Preferred walk-on was a three-sport standout at Wichita's Kapaun Mt. Carmel but will focus exclusively on hoops for the first time at WSU... Deadly shooter... One of the five best basketball players in the state of Kansas as a senior in 2021-22, per both the Wichita Eagle and KSHSAA Covered.

2022-23 (Freshman):

Opted for a redshirt year while acclimating to Division I basketball... Qualified for the Fall 2022 Athletic Director's Honor Roll (3.0+ semester GPA).

High School:

Wichita Eagle Top-5 selection (first team all-state, all classes) ... Consensus first team All-Class 5A ... First Team All-City League ... Was one of the state's most-improved seniors in 2022, averaging 20.1 points (up from 7.9 as a junior) along with 6.5 rebounds and 3.1 steals ... Led Kapaun-Mt. Carmel to a 21-2 record (16-0 in City League play) and the No. 1 seed in the Class 5A state tournament ... Shot 45 percent from deep and 84 percent at the foul line ... Coached by Steve Eck ... Also played football and was

a three-time state medalist in track and field ... Took third in the 800-meter run as a junior ... As a senior placed third in the 1600-meters and fifth in the 800 ... A member of Kapaun's National Honor Society and Cum Laude honors program ... Player of the Year at the El Dorado Bluestem Classic.

Personal:

Born June 19 ... Son of Andrew and Emily Thengvall ... Has a sister, Ellie, and two brothers, William and Nathan ... Plans to major in finance at WSU.



24 JACOB GERMANY

@TheJacobGermany
@jacobgermany_

6-10 | 226 | Gr-TR | F | Kingston, Okla. | UTSA

Season	School	Class	GP-GS	MIN/MPG	FGM-A	FG%	3FGM-A	3FG%	FTM-A	FT%	OR	DR	TR	RPG	PF-FO	A	TO	BLK	STL	TP	PPG
2019-20	UTSA	Fr.	30-10	484/16.1	72-130	.554	0-1	.000	21-39	.538	38	95	133	4.4	45-2	10	23	25	15	165	5.5
2020-21	UTSA	So.	26-24	550/21.2	112-228	.491	0-0	.000	45-61	.738	59	97	156	6.0	45-0	11	21	30	5	269	10.3
2021-22	UTSA	Jr.	31-31	841/27.1	184-382	.482	1-10	.100	88-124	.710	81	142	223	7.2	67-0	19	57	25	19	457	14.7
2022-23	UTSA	Sr.	30-18	807/26.9	143-312	.458	0-4	.000	84-117	.718	74	174	248	8.3	57-0	26	69	25	12	370	12.3
CAREER TOTALS			117-83	2682/22.9	511-1052	.486	1-15	.067	238-341	.698	252	508	760	6.5	214-2	66	170	105	51	1261	10.8

2022-23 (Senior / UTSA):

Played in all 30 games, starting 18 contests... Averaged 12.3 points and 8.3 rebounds... Double figures in 20 of the 30 games he played in... Eight double-doubles... Scored a season-high 27 points vs. Dartmouth on Nov. 27.

2021-22 (Junior / UTSA):

Earned honorable mention All-Conference USA honors ... started all 32 games at center ... led the team with 15.2 points, 7.3 rebounds and 0.8 blocks per game ... had 10 double-doubles ... scored in double figures in 26 of 32 games ... shot 48.8 percent from the field and 70.8 percent from the free-throw line ... played 27.4 minutes per game.

2020-21 (Sophomore / UTSA):

Played in all 26 games with 24 starts at center ... averaged 10.3 points and 6.0 rebounds per game ... swatted 30 shots with five steals ... played 21.2 minutes per game ... shot 49.1 percent from the field and 73.8 percent from the free-throw line (45-for-61) ... scored in double figures in 13 games ... had five double-doubles.

2019-20 (Freshman / UTSA):

Earned the starting center job midway through his freshman season, playing in 31 of 32 games with 10 starts ... averaged 5.5 points and 4.5 rebounds per game, playing 15.9 minutes per outing ... shot 55.6 percent from the field ... added a team-leading 25 blocks and 15 steals ... scored in double figures in six games, including three straight games to end the season.

High School:

A four-star center out of Kingston High School in Oklahoma ... a 6-foot-11 southpaw that is ranked as a four-star prospect by ESPN and a composite three star by both Rivals and 247Sports ... rated as the top collegiate prospect in the state of Oklahoma by OKPreps ... led Kingston High School to the 2018-19 Oklahoma 3A State Championship.

Personal:

Son of Justin and Stacy Germany ... has a sister, Jacy (22) ... born in Ardmore, Okla.



55 BIJAN CORTES

@whynotbijan
@_bijancortes

6-2 | 188 | +Jr-TR | G | Kingfisher, Okla. | Oklahoma

Season	School	Class	GP-GS	MIN / MPG	FGM-A	FG%	3FGM-A	3FG%	FTM-A	FT%	OR	DR	TR	RPG	PF-FO	A	TO	BLK	STL	TP	PPG
2021-22	Oklahoma	Fr.	30-0	349/11.6	24-45	.533	4-7	.571	9-10	.900	5	36	41	1.4	19-0	42	50	2	13	61	2.0
2022-23	Oklahoma	So.	29-1	495/17.1	34-77	.442	13-27	.481	11-18	.611	3	42	45	1.6	32-0	58	42	3	16	92	3.2
WSU TOTALS																					
D1 TOTALS			59-1	844/14.3	58-122	.475	17-34	.500	20-28	.714	8	78	86	1.5	51-0	100	1.7	5	29	153	2.6

2022-23 (Sophomore / Oklahoma):

Appeared in 29 games (one start) ... Averaged 3.2 points, 2.0 assists and 1.6 rebounds per contest ... Recorded two 10-plus point contests ... Tallied a pair of assists against UNC Wilmington (11/15/22) ... Enjoyed a career-high 10 points and four steals against Ole Miss in the ESPN Events Invitational championship game (11/27/22) ... Matched his career high in points (10) against No. 25/25 Iowa State (1/4/22) ... Dished out a career-high six assists at No. 11/11 TCU (1/24/23) ... Made first career start at West Virginia (2/4/23) and tallied six points, three assists and two rebounds.

2021-22 (Freshman / Oklahoma):

Appeared in 30 games ... Averaged 2.0 points, 1.4 assists and 1.4 rebounds per game ... Recorded 12 multiple-assist games ... Matched his season high of six points on 3-for-3 shooting at Baylor (1/4) ... Recorded four points and three assists against West Virginia (3/1) ... Tallied another four-point outing at Kansas State (3/5) in the regular-season finale.

High School:

A four-star recruit on ESPN.com ... Three-start prospect according to Rivals and 247Sports ... A top-25 point guard on 247Sports ... 2020 First Team 4A All-State selection ... Named player of the year in the Western Athletic Conference, Oklahoma Basketball Coaches Association Region 1 and Northwest Oklahoma ... Oklahoma MaxPreps Player of the Year ... Helped lead Kingfisher to state titles in both 2019 and 2021 ... Averaged 21.9 points per game, 5.8 assists, 5.6 rebounds and 2.6 steals for Kingfisher as a junior ... Shot 58% from the field, 51% from 3-point range and 82% from the foul line ... As a member of Team Griffin, Cortes helped lead his AAU squad to the illustrious 2019 Peach Jam title.

Personal:

Born in Kingfisher, Okla. ... Son of Mariana and Yobany Cortes ... Has one sister – Jaelin Cortes ... Undecided major.

SHOCKER

COACHES & STAFF

Head Coach, Paul Mills	20-22
Associate Head Coach, Kenton Paulino	23
Assistant Coach, TJ Cleveland	24
Assistant Coach, Quincy Acy	25
Support Staff.....	26-30
Sports Medicine	31
Athletics Staff.....	32
Director of Athletics, Kevin Saal.....	33



Head Coach
PAUL MILLS



Wichita State announced Paul Mills as its 27th head men's basketball coach on March 22, 2023 and formally introduced him the following day.

"My family and I are extremely excited about being a part of Wichita State University," Mills said. "The rich history, winning tradition and unbelievable community support will keep us working on behalf of the GREATEST fans in all of college basketball. We can't wait!"

A longtime Baylor assistant under Scott Drew, Mills took his first head coaching job at Oral Roberts and ran with it, transforming the Golden Eagles from Summit League bottom dwellers to undefeated champions over a six-year span (2017-23) with NCAA tournament bids in two of the last three years.

In 2021 Mills became just the second coach to guide a No. 15 seed to Sweet 16, upsetting Ohio State and Florida in

the first two rebounds before losing a heartbreaker to Arkansas in the South Regional Semifinal.

Mills raised the bar again in 2023 when he led ORU to a 30-5 record and swept the Summit's regular season and tournament crowns. The Golden Eagles became just the second team in conference history to go 18-0 and their No. 12 seed in the Big Dance was the program's best in nearly four decades.

Mills was a finalist for the Jim Phelan National Coach of the Year award as well as the NABC's Skip Prosser Man of the Year honor, presented annually to a coach who achieves success on the basketball court and displays moral integrity off the floor."

Mills' teams are fast-paced, yet efficient, annually ranking among the NCAA leaders in tempo, scoring and three-point field goals while playing tough, gritty defense.

Over the years Mills has also demonstrated a knack for finding and developing talent. His greatest success story is 6-foot guard Max Abmas, an overlooked recruit, turned NBA prospect who scored more than 2,500 career points in Mills' system and was twice named Summit League Player of the Year.

Mills spent six seasons on the south side of Tulsa, Okla. rebuilding the program at Oral Roberts. He was 106-84, including 67-28 over the final three years.

ORU finished 30-5 during the 2022-23 season, including 21-0 against Summit League foes, becoming just the second team in conference history to run the table. The 12-seeded Eagles entered the NCAA tournament on a nation-best 17-game winning streak but fell to No. 5 Duke in the Round of 64.

Abmas earned Summit League Player of the Year for the second time and was a third team NABC All-American after ranking among the NCAA leaders in scoring (9th, 21.9 points), threes (6th, 3.50) and free throw percentage (5th, 91.9%).

Arkansas transfer Connor Vanover made an immediate impact as the nation's second-leading shot-blocker (110). He joined Abmas on the Summit League's first team and was both newcomer and defensive player of the year.

Junior guard Issac McBride earned second team all-conference, hitting 64 threes on 40.8% accuracy.

ORU ranked third nationally in scoring (83.3), second in threes (10.7) and sixth in assist-to-turnover ratio (1.56).

Mills was named Summit League Coach of the Year for the first time after guiding ORU to its first 30-win season at the Division I level. He was also a finalist for the NABC's Jim Phelan National Coach of the Year award, as well as the Hugh Durham Award (mid-major coach of the year) and the Skip Prosser Man of the Year honor, presented annually to a coach who achieves success on the basketball court and displays moral integrity off of it.

Nagging injuries to Abmas and the loss of all-conference forward Kevin Obanor to the transfer portal took a toll on ORU in 2021-22, but Eagles still managed a 19-12 record and a tie for third place in the Summit League standings (12-6).

Abmas finished the season at No. 5 in the nation in points per game (22.8) and third in three-point field goals (3.8) to earn first team all-conference and honorable mention AP All-American status for the second time.

ORU averaged 11.6 triples (fourth nationally), connecting on double-digit treys in 22 of its 31 contests. The Eagles set a school record with 21 treys in a win over Southwestern Christian and 19 against Tulsa.

Mills and his 2020-21 team were an overnight sensation, four years in the making, bursting onto the national scene with a run to the NCAA Sweet 16.

With the foundation of Mills rebuild firmly in place, the Eagles played some of their best basketball down the stretch, winning the Summit League tournament as the No. 4 seed to secure the program's first NCAA tournament appearance since 2008.

Behind the one-two punch of Abmas, CBS Sports Third-Team All-American, Summit League Player of the Year and the nation's leading scorer (24.5 ppg), and Obanor, a College Insider Mid-Major All-American, the Golden Eagles were the Cinderella story of March. They were the highest scoring duo in the country, combining to post 43.2 points-per-game, including an incredible 50.0 points during the Eagle's NCAA tournament run.

In the Round of 64 against No. 2 seed Ohio State, Abmas and Obanor combined for 59 points in a 75-72 overtime win. It was the program's first NCAA tournament victory since 1974.





ORU fans didn't have to wait long for the next one, as two days later, Mills' Eagles sent No. 7 seed Florida packing, 81-78, becoming just the second No. 15 seed in NCAA tournament history to advance to a Regional Semifinal.

The run nearly continued with ORU battling No. 3 seed Arkansas to stalemate for 39 minutes and 57 seconds before falling 72-70 on a last-second jumper.

ORU closed the season leading the NCAA in 3-pointers made per game (11.1) and free-throw percentage (82.1), while having the 14th-highest scoring offense in the nation (81.1).

Excitement from the Golden Eagles' Sweet 16 run sparked renewed interest in the men's basketball program. In the Fall of 2021, ORU made a series renovations to its 50-year old arena, including new seats and a 35-foot video board, and broke ground on a multi-million dollar training facility.

ORU was dominant at home in 2019-20 posting a 13-1 record at the Mabee Center on the way to Mills' first winning season as head coach. The Golden Eagles were invited to a postseason tournament for the first time since 2015, earning a spot in the CollegelInsider.com Postseason Tournament (CIT), however the event was canceled due to COVID-19.

A 17-14 overall mark, including a 9-7 record in league play, was highlighted by ORU's ability to protect the basketball. The Eagles' 13.9% turnover percentage was the NCAA's second-best, according to KenPom.

Emmanuel Nzekwesi landed NABC All-District Second Team and First Team All-Summit League honors, leading ORU in scoring and rebounding in his final collegiate season, while Deondre Burns and Abmas earned recognition on the All-Newcomer Team.

ORU finished 11-21 in 2018-19 while laying the groundwork for its future success. Obonor earned the Summit League's freshman and sixth-man of the year honors and joined fellow big man Emmanuel Nzekwesi on the all-conference second team. The duo both ranked among the league's top-10 in scoring and rebounding.

In his first season in south Tulsa (2017-18), Mills led ORU to a fifth-place finish in The Summit League, while earning four postseason honors from the league. Albert Owens was the Sixth Man of the year, Austin Ruder was the Transfer of the Year, Nzekwesi was an honorable mention All-Summit League selection and Sam Kearns



was named to the All-Newcomer team.

Mills was introduced at ORU on April 28, 2017 as the 11th head coach in program history.

Before making the trip to south Tulsa, Mills was at Baylor under Head Coach Scott Drew for 14 seasons – six as a staffer (2003-09) and the last eight as assistant coach (2009-17) -- helping the Bears graduate 36 of 38 seniors.

From 2003-17 Baylor played in seven NCAA tournaments, including a pair of NCAA Elite Eights and four Sweet 16s. The Bears were nationally-ranked for 10 straight seasons and reached No. 1 in the polls for the first time since school history during Mills' final year (2016-17).

Mills was on the Rice staff from 2002-03 and, before that, was head coach at Fort Bend Christian Academy from 1998-2002. He led the school to its first-ever TAPPS 4A Final Four and was the South Region Coach of the Year and a four-time District Coach of the Year. Prior to his time in Sugar Land, Texas, Mills won three straight district championships as the head coach at North Belt Christian.



Mills served as the Big 12 representative for the National Association of Basketball Coaches and was a board member for the Texas Association of Basketball Coaches from 2001-03.

He is a 1996 graduate of Texas A&M with a degree in finance and completed a Master of Biblical and Theological Studies from Dallas Theological Seminary in the summer of 2020. He and his wife, Wendy Scott-Mills, have two daughters, Audrey and Abbey.

MILLS FILE

Coaching Experience:

2023-Present	Wichita State	Head Coach	
2017-23	Oral Roberts	Head Coach	
2009-17	Baylor	Assistant Coach	(Scott Drew)
2003-09	Baylor	Coordinator of Operations	(Scott Drew)
2002-03	Rice	Operations	(Willis Wilson)
1998-02	Fort Bend Baptist Academy	Head Coach	
1995-98	North Belt Christian Academy	Head Coach	

Coaching Accolades:

Summit League Coach of the Year (2023), Hugh Durham Award Finalist (2023), Jim Phelan Award Finalist (2023), Skip Prosser Man of the Year Finalist (2023).

NCAA Tournament Appearances: 2 -- 2021 (Sweet 16), 2023 (Round of 64)

Conference Titles: 1 -- 2023 (Summit League)

Education: Texas A&M ('96); Master's: Dallas Theological Seminary ('20)

Birthdate: April 4, 1972



THE RUMOR MILLS

"Paul Mills helped build Baylor Basketball then took Oral Roberts to levels never before achieved. He is an outstanding coach and, above all, a man of high integrity and character. He LOVES building relationships and mentoring his players, helping them become winners on and off the court. Wichita State hit a homerun with Coach Mills."

— **Scott Drew**,
Head Coach, Baylor

"WSU hit a grand slam with Paul Mills as its new head men's basketball coach. Paul is a terrific husband and father, a caring son, and a dynamic leader. The young men that will be blessed to be mentored and molded by his enthusiasm for faith and family will be changed for life and will be exponentially better because of the time spent with Paul and his family. Shocker Nation will have a lot to celebrate, on and off the court!!!"

— **Jerome Tang**,
Head Coach, Kansas State

"Paul Mills is one of the most incredible basketball minds I have ever had the pleasure of being around. His IQ and character set him apart from the rest. Wichita State got everything and more with this hire."

— **Jay Williams**,
Former Duke Guard, Current ESPN CBB Analyst



"Paul Mills, first and foremost, is a wonderful man with a strong foundation of faith. From the time we first met, it was apparent he'd become a star in this profession. As a coach, teacher and leader, Paul is the total package. This is an absolutely tremendous hire. There's no doubt he'll build a program that honors the history of Shockers basketball and one that Wichita State fans will take great pride in."

-- **Rick Barnes**,
Head Coach, Tennessee

"The hiring of Paul Mills is a great step forward for Wichita State basketball. It has been my privilege to spend many hours talking basketball with Paul and watching his teams play. He is a coach that not only understands the X's and O's of the game, but the importance of his role in shaping the lives of his student-athletes. His teams will be well coached and also represent Wichita State University in a first-class way. I am excited to watch the progress of the Shockers over the next several years."

— **Rick Byrd**,
Former Head Coach, Belmont



KENTON
PAULINO

Associate Head Coach • 1st Season

OVERVIEW

After two seasons at Oral Roberts, Kenton Paulino accompanies head coach Paul Mills to Wichita State where he'll take on the new title of Associate Head Coach.

Mills formally announced the promotion on April 10, 2023, stating:

"KP has done phenomenal work at every stop. He's experienced and is a sharp tactician, an excellent recruiter and a tremendous teacher. I had the privilege of watching Kenton work up close with players during our time at ORU and saw how he dramatically propelled their development as players and people. I'm confident KP will soon be a head coach because of his diverse skillset as a leader and coach."

ORU was an offensive dynamo during Paulino's two seasons as assistant coach (2021-23) while putting together a 49-17 record.

The 2022-23 squad recorded ORU's first 30-win season at the Division I level (30-5) and earned its highest NCAA tournament seed in nearly four decades (No. 12). The Golden Eagles were undefeated against Summit League foes (21-0), sweeping the conference's regular season and tournament titles.

Led by Summit League Player of the Year and NABC Third Team All-American Max Abmas (21.9 ppg), ORU finished among the NCAA leaders in scoring (3rd, 83.3 points), three-point field goals (2nd, 10.7) and assist-to-turnover ratio (6th, 1.56). They also boasted the nation's lowest turnover percentage, per KenPom (13.2%).

Paulino came to the Golden Eagles in June of 2021 after two seasons at UTEP where he helped head coach Rodney Terry turn around a struggling program and reestablish its home court dominance

with a 23-6 record at the Haskins Center. The 2019-20 Miners totaled 17 wins – nine more than the previous year – and more than doubled their Conference USA victory total. It was the program's first winning season in four years. UTEP went 12-12 during a COVID-shortened 2020-21 campaign but jumped another 52 spots in the NCAA NET Rankings.

Paulino also assisted Terry – a former assistant from his playing days at Texas – for five seasons at Fresno State (2012-17). In between, he was part of two winning seasons at Tulsa under another of his former Longhorn mentors, Frank Haith (2017-19).

During Paulino's five-year run in Fresno State, the Bulldogs made the postseason three times. In 2016 they finished 25-10 and won the Mountain West tournament title to secure an NCAA tournament berth. The 2014 team won 21 games and finished runner-up in the CBI, while the 2017 squad had 20 wins and an NIT invite.

Paulino spent the 2011-12 season with Pat Knight at Lamar where he took part in yet another run to the NCAA tournament. The Cardinals finished 23-12 and won the Southland Conference's North Division and postseason tournament titles.

Paulino got his coaching start as a special assistant at his alma mater under his former head coach Rick Barnes. Texas advanced to the NCAA tournament in all three of Paulino's seasons on staff (2008-11) and posted 75 victories. On Jan. 11, 2010, the Longhorn rose to No. 1 in the Associated Press Poll for the first time in program history.

From 2002-06, Paulino was a two-year starter and four-year letter winner for the Longhorns, appearing in 106 games while playing both the point guard and shooting guard positions. He was a



PAULINO FILE

Coaching Experience:

2023-Pr	Wichita State	Associate Head Coach	(Paul Mills)
2021-23	Oral Roberts	Assistant Coach	(Paul Mills)
2019-21	UTEP	Assistant Coach	(Rodney Terry)
2017-19	Tulsa	Assistant Coach	(Frank Haith)
2012-17	Fresno State	Assistant Coach	(Rodney Terry)
2011-12	Lamar	Assistant Coach	(Pat Knight)
2008-11	Texas	Special Assistant	(Rick Barnes)

Playing Career:

2002-06	Texas	(Rick Barnes)
---------	-------	---------------


Education:

2008:	Bachelors in Ethnic Studies (Texas)
-------	-------------------------------------

member of four NCAA Tournament teams and made trips to the Final Four (2003), Elite Eight (2006) and Sweet 16 (2004). During Paulino's senior season (2005-06), he helped the Longhorns to a 30-7 record, the Big 12 Conference regular-season title and an Elite Eight appearance. He started all 37 games that year as a team captain and was one of six players nationally named to the Sports Illustrated "All-Glue" team.

After his collegiate career, Paulino played two years of professional basketball, spending a year overseas in Turkey and another as a member of the Austin Toros (2007-08), the NBA G League affiliate of the San Antonio Spurs.

Paulino earned his Bachelor of Arts degree in Ethnic Studies from Texas in 2008. The Los Angeles native is married to the former Shelette Williams and the couple has two children, Kiera and Kaleb.



W

TJ CLEVELAND

Assistant Coach • 1st Season

OVERVIEW

TJ Cleveland joined Paul Mills' staff as an assistant coach in June of 2023.

Cleveland brings nearly two decades worth of coaching experience at UAB (2002-06), Missouri (2006-11), Arkansas (2011-19) and most recently St. John's (2019-23). Widely regarded as one of the top young coaches in the game, Cleveland has established a reputation as an avid and adept recruiter.

In four seasons as the associate head coach at St. John's, Cleveland was instrumental in setting the foundation for a team on the rise, notably in recruiting, skill development and scouting.

In 2020-21, Cleveland helped guide the Red Storm to its first winning record in BIG EAST play since 2014-15, as the Johnnies finished 16-11 overall with a 10-9 mark against conference foes. Under the tutelage of BIG EAST Coach of the Year Mike Anderson, Cleveland saw two of his players garner end-of-season recognition from the conference. After leading the league in scoring at 19.8 points per game, Julian Champagnie was named to the All-BIG EAST First Team and shared BIG EAST Most Improved Player honors. Posh Alexander brought home both BIG EAST Freshman of the Year and BIG EAST Defensive Player of the Year honors, becoming just the third player in conference history alongside Patrick Ewing and Allen Iverson to win both awards at the same time. Thanks in large part to the up-tempo style preached by Cleveland and Anderson, Alexander led the BIG EAST and finished sixth in the nation with 2.6 steals per game.

St. John's continued much of that forward momentum in 2021-22, finishing with a winning record (17-15) for the third time in as many seasons. The Red Storm ranked second nationally in assists per game (18.8), trailing only Arizona in that category. The Red Storm also finished sixth in assist-to-turnover ratio (1.57), 10th in blocks per game (5.5), 12th in scoring offense (79.6) and 15th in steals per game (8.9). Champagnie and

Alexander once again earned recognition from the league, as Champagnie was named to the All-BIG EAST First Team for the second straight year while Alexander garnered a spot on the honorable mention all-conference list. Champagnie finished second in the league in scoring (19.2 ppg) while Alexander again led the conference in steals per game (2.3) while placing second in assists per contest (5.5).

In 2019-20, Cleveland played a key role in guiding the Red Storm to a winning season with a young roster that featured eight newcomers. In his first year with the program, Cleveland helped the Johnnies rank among the national leaders in steals per game (2nd), turnover margin (3rd) and assist-to-turnover ratio (23rd) during his first season.

Cleveland was on staff with Mike Anderson for the entirety of the latter's head coaching career. Prior to his arrival in Queens, Cleveland helped guide Arkansas to the postseason five times in his final six seasons as an assistant coach with the Razorbacks, making three trips to the NCAA Tournament and a pair of NIT appearances. Arkansas posted a 169-102 overall record during his tenure in Fayetteville with four years of 22-wins or more, including 27 victories in 2014-15 to mark the program's highest single season win total in two decades.

In 2017 and 2018, Cleveland helped the Razorbacks land a pair of top 25 recruiting classes that featured seven of the top eight players in the state of Arkansas during that span. ESPN ranked Arkansas' 2018 class as the 25th best in the nation, as the Razorbacks pulled in a quartet of four-star and a pair of three-star recruits. In 2017, Arkansas' recruiting class checked in at no. 20 nationally according to ESPN with a pair of top 100 recruits highlighting the four-man class.

During his career, Cleveland has been invited to participate in Nike's Villa 7 Consortium five times and was one of only 30 assistant coaches in the nation selected for the College Coaching



CLEVELAND FILE

Coaching Experience:

2023-Present	Wichita State	Assistant Coach	(Paul Mills)
2019-23	St. John's	Associate Head Coach	(Mike Anderson)
2011-19	Arkansas	Assistant Coach	(Mike Anderson)
2006-11	Missouri	Assistant Coach	(Mike Anderson)
2005-06	UAB	Assistant Coach	(Mike Anderson)
2002-05	UAB	Video Coordinator	(Mike Anderson)

Playing Career:

1998-02	Arkansas	(Nolan Richardson)
---------	----------	--------------------

Hometown: Birmingham, Ala.

Education: Arkansas '02 (Bachelor's in Communication)

Consortium at the 2019 NABC Convention in Minneapolis.

A four-year letterwinner for the Razorbacks from 1998-2002, Cleveland began working on Anderson's staff immediately following his graduation with a degree in communications, signing on as the video coordinator at UAB for the 2002-03 season. After serving three years in that role, Cleveland rose to the position of assistant coach for the 2005-06 campaign, a season that saw the Blazers earn an NCAA Tournament bid and rank third nationally in steals per game.

Following their time at UAB, Anderson and Cleveland embarked together for Missouri, where they spent five years resurrecting the Tigers' basketball program. Working primarily with the team's guards, Cleveland helped Missouri register three NCAA Tournament appearances in his half a decade with the program, including a run to the Elite Eight in 2009. That year, Missouri won 31 games and claimed the Big 12 Tournament title. Missouri was led by DeMarre Carroll, a first round selection

in the 2009 NBA Draft, who Cleveland mentored during his time with the Tigers.


A teammate of 18-year NBA veteran Joe Johnson during his playing days at Arkansas, Cleveland has mentored nine future NBA players, including 2015 first round draft pick Bobby Portis during his most recent stint at Arkansas. In 2014-15, Cleveland helped guide Portis to SEC Player of the Year and Associated Press Second Team All-America honors.

As a player, Cleveland helped guide Arkansas to the 2000 SEC title, the lone conference championship in Razorbacks history. A two-year team captain, Cleveland made three NCAA Tournament appearances as a player in Fayetteville and currently ranks fifth on the program's all-time steals list.

Cleveland and his wife, Ami (Watson), are the parents of twins Caynen Thomas and Cayden James.



W



QUINCY ACY

Assistant Coach • 1st Season

OVERVIEW

In his days as a Baylor assistant, Paul Mills helped recruit and develop Quincy Acy into an NBA draft pick. That mentorship continues Wichita State, with Mills this time helping his former charge transition to into collegiate coaching.

Mills announced Acy's hiring as an assistant coach on Apr. 10, 2023:

"I've known Quincy since he was 15 years old and have always been amazed at his tenacity. He is relentless in whatever he does! I knew early on that there would come a day when I would extend an offer to him to work alongside me. I'm glad we get to coach together at Wichita State and continue to elevate this program. Our players will be the beneficiary of Quincy's work ethic, tenacious approach to competition and teaching skills."

The 37th overall pick in the 2012 draft, played parts of seven NBA seasons for the Raptors, Kings, Knicks, King, Mavericks, Nets and Suns before going overseas. He retired in 2022 and has spent the 2022-23 season on staff with the G-League' Texas Legends as a player development assistant.

A former top-100 recruit out of Mesquite, Texas, Acy took part in more than 100 career victories during his time at Baylor (2008-12) as well as a pair of Elite Eight runs. He finished his career ranked among the school's top-10 in points (1,360), rebounds (828), blocks (177), free throws (351)

and field goal percentage (60.2%).

The 6-foot-8 forward steadily improved during his time in Waco, making the Big 12's all-reserve team as a sophomore and earning the league's sixth-man of the year award as a junior. He moved into a full-time starting role as a senior in 2011-12 and earned second team All-Big 12 and Big 12 All-Defensive Team status.

Acy earned his bachelor's degree in communications from Baylor in 2012. He and his wife Jessica have three children, Austin, Gianna and Amir.



ACY FILE

Coaching Experience:

2023-Present Wichita State Assistant Coach (Paul Mills)


Playing Career:

2008-12 Baylor (Scott Drew)

Hometown: Mesquite, Texas

Education: Baylor (Bachelor's in Communications, 2012)





W

TOBY
LANE

Director of Basketball Operations •
1st Season

OVERVIEW

Toby Lane was appointed Director of Basketball Operations at Wichita State in August, 2023 with more than 25 years of operations and coaching experience at the Division I level. He'll be responsible for scouting, team analysis and strategies, and day to day operations within the Shocker program.

A Shocker alum, Lane is set to begin his first season on the bench at his alma mater.

Lane has served in multiple capacities, from in-game coaching, player and skill development, game and practice planning to travel logistics, academic support, compliance and scouting and recruiting, and has experienced success at every stop along the way in a college basketball coaching and administrative career that has spanned over 25 years.

Most recently, Lane served as the Director of Operations for the University of Arkansas-Little Rock Men's Basketball program for the 2022-23 season. Prior to Little Rock, Lane spent eight seasons at the University of Tulsa where he served as the Director of Scouting for the first six years, before spending his final two seasons on the Golden Hurricane bench as an assistant coach.

Lane spent the first half of the previous decade at the University of Missouri where he served as the program's video coordinator for the 2013-14 season which followed two years as the Tigers' Director of Basketball Operations from 20011-13. Before his stint in Columbia, Lane spent four seasons from 2007-11 in Coral Gables, Florida as the Associate Director of Basketball Operations for the University of Miami.

Lane spent three seasons (2004-07) on the bench at Southeast Missouri State as an assistant coach which followed two seasons as the video coordinator at the University of Oklahoma (2002-04). Lane came to Norman after spending the 2001-02 season in California as an administrative assistant for the Long Beach State Men's Basketball program.

Lane's start in coaching came at Goessel High School in Goessel, Kansas where he served as head coach from 1993-96, before he took his first collegiate job three years later as an assistant coach at Neosho County CC (1996-97) in Chanute, Kansas. From NCCC, Lane coached at the University of Central Oklahoma over four seasons (1997-2001) first as a graduate assistant and then as a full-time assistant at the NCAA level for the first time in his career.

In all, Lane has made five NCAA Division I Tournament appearances which includes an Elite Eight run with Oklahoma in 2003 and one NCAA Division II Tournament Sweet 16 run with Central Oklahoma, three NIT appearances, and multiple conference titles. He has coached over 30 players that have gone on to play professionally which includes five NBA players of which four were drafted.

Lane earned his Bachelor of Arts in Secondary Mathematics Education from Wichita State University in 1993 and graduated with his Master's of Education in General Education with an emphasis in Higher Education from the University of Central Oklahoma in 1999.

LANE FILE

Coaching Experience:

2023-Present	Wichita State	Director of Operations	(Paul Mills)
2022-23	Little Rock	Director of Operations	(Darrell Walker)
2014-22	Tulsa	Director of Scouting/Assistant Coach	(Frank Haith)
2011-14	Missouri	Director of Operations/Assistant Coach	(Frank Haith)
2007-11	Miami (FL)	Associate Director of Operations	(Frank Haith)
2004-07	SEMO	Assistant Coach	(Gary Garner/Scott Edgar)
2002-04	Oklahoma	Video Coordinator	(Kelvin Sampson)
1997-01	Central Oklahoma	Graduate Assistant/Assistant Coach	
1996-97	Neosho County CC	Assistant Coach	

Hometown: Wichita, Kan.

Education: Wichita State '93 (Bachelor's in Secondary Mathematics Education)
Central Oklahoma '99 (Master's in General Education)



W

IAIN
LAYMON

Director of Player Development •
1st Season

Iain Laymon is the longest tenured member of Mills' staff, having worked with him for all six years at ORU – the last two as Director of Player Development & Video Coordinator.


He'll continue that role at WSU, preparing student-athletes for personal, academic and athletic success. His responsibilities include the coordination of individual development sessions with players as well as internal and opponent scouting reports.

"Iain is a star in this profession," Mills said. "He had so much influence in our ascension at ORU during my tenure, and his work ethic is second to none. I've watched his development up close these past six years, and he's as good a coach, relationship builder and competitor as I've observed during my nearly 30 years of coaching basketball. He truly prioritizes the players and their development. I'm glad he is on our team."

Throughout his time at ORU (2017-23), Laymon assisted the staff with its game and practice preparations and self-scouting. He cut video clips for scouting reports and aided with the collection and distribution of game film.

Laymon gained additional experience during the off seasons, touring two summers in Liberia with Managers on a Mission (now called Uncommon Sports Group) and another in Israel with Athletes in Action (2019).

A native of Cambridge City, Ind., Laymon was a four-year student manager at Indiana under Tom Crean (2013-17) while working toward his undergraduate degree in sport marketing and management. He added a Leadership Master of Business Administration degree from ORU in 2020.



W

XAVIER
HOLLAND

Special Assistant • 1st Season

Paul Mills' former ORU graduate manager, Xavier Holland, rejoins him in Wichita as his special assistant to the head coach, responsible for player development in individual sessions. He'll also oversee all NIL arrangements to ensure NCAA compliance between player and organizations.

"X is a player's dream," Mills said when announcing the hire. "There are no office hours in his world. He makes their daily improvement his top priority and is available around the clock to teach and assist. X is strategic about the time that he puts in with each individual player and caters their daily development toward a long-term blueprint. Every drill is another building block in place that will eventually take their games to new heights. Past players have cherished their time with X because of his expertise and teaching ability. He is one of the bright young coaches in college basketball."

Holland has spent the past year in Nashville, Tenn. as Lipscomb's Director of Operations under head coach Lennie Accuff. He helped the Bisons to a 20-win season and a berth in the 2023 ASUN tournament semifinals.

Prior to that, Holland assisted the ORU staff as a graduate manager from 2020-22 and was part of the Golden Eagles' 2021 run to the Sweet 16.

His resume also includes a year as assistant coach at Beckley Prep in West Virginia (2020-21) and two years at Northwestern Ohio (2017-19). In between he interned for the men's basketball program at Michigan (2019-20).



The Fluvanna County, Va. native started his collegiate playing career at Mt. Vernon Nazarene in Ohio before transferring to NAIA Truett McConnell University near Atlanta. He was an all-conference point guard for the Bears averaging 4.8 assists with a better-than 2-to-1 assist-to-turnover ratio over his two seasons (2014-16).

Holland earned his bachelor's degree in Psychology from Truett McConnell in 2016 while serving as a student assistant and added a master's degree from ORU in 2022.



W

OGNJEN
STRANJINA

Director of Recruiting • 1st Season

Ognjen Stranjina was named the Director of Recruiting in July of 2023.

Stranjina handles recruiting efforts for the men's basketball staff, including travel itineraries, prospective student-athlete visits and prep tournaments.

He comes to Wichita State after two years as a graduate assistant on Paul Mills' staff at Oral Roberts.

Prior to coming over to the U.S. from Serbia, Stranjina was the Director of Scouting for Balkan Prospects for three years, and was a commissioner's assistant for the Serbian Basketball Federation and Junior NBA Serbia League.

Stranjina received his bachelor's degree in faculty of sports and physical education from the University of Belgrade in 2021. He then obtained his master's degree in sports management from Oral Roberts in June of 2023.

He is a native of Belgrade, Serbia.



W

RYAN
HILLARD

Chief of Staff • 11th Season

Ryan Hillard has been involved with Shocker men's basketball since 2008. The 2023-24 season will mark his 16th with the program and his first as Chief of Staff after serving the past decade as Special Assistant to the Head Coach.

Hillard is responsible for the program's internal operations, including budgetary matters, recruiting travel, ticketing, special events and other organizational duties on behalf of head coach Paul Mills, staff and student-athletes. He also serves as primary contact for former Shocker players.

The former WSU men's basketball manager (2008-12) earned his undergraduate degree in Sport Management from Wichita State in May of 2011 and later added a master's degree, also in Sport Management.

Hillard and his wife, Keely, have a daughter, Lowen.



W

TODD
FAGAN

Athletic Trainer • 18th Season

Now in his 18th season as the team's athletic trainer, Todd Fagan has been on the Shocker bench for more wins than any other man in program history (394, dating back to the final season of the Mark Turgeon era).

Fagan has been part of eight NCAA tournament teams, highlighted by runs to the 2013 Final Four and 2015 Sweet 16. He also owns a 2011 NIT Championship ring.


Prior to WSU, Fagan spent two years in a similar role at Friends University.

In 2003, Fagan worked at the professional level as a seasonal assistant with the New York Jets training staff. During the 2002 season, he served as a training camp intern with the Dallas Cowboys.

Fagan earned a Masters of Education in Kinesiology from the University of Texas at Austin in 2003 while working two seasons as a graduate assistant athletic trainer for the Longhorn track and field and football programs.

The Mulvane, Kan. native earned his undergrad at Southwestern College in Winfield, where he was a two-time Academic All-American at Wide Receiver.

Fagan and his wife Emily have two children, Brody & Eliza.



W

ASHTIN
MEERPOHL

Director of Sports Performance • 1st Season

Ashtin Meerpohl returns to his home state after working alongside Paul Mills and staff at ORU for the past five seasons.

As WSU's Director of Sports Performance Meerpohl will be tasked with helping Shocker student-athletes achieve peak performance on the court by enhancing their athletic ability and minimizing injury risk. He'll work day-to-day with men's basketball program while overseeing the athletic department's entire strength and conditioning operation.

Meerpohl arrived at ORU in April, 2018 and was promoted to Director of Sports Performance in May, 2021, overseeing all aspects of sports performance within the athletic department (including strength, conditioning and nutrition programs) while working directly with the men's basketball, men's soccer and men's and women's golf teams.

Prior to ORU, Meerpohl worked 10 months at his alma mater, the University of Kansas, as a Sports Performance Assistant. He developed sport-specific training programs for the women's rowing and spirit squads. He further assisted with eight other athletic teams, including men's and women's basketball, volleyball, baseball, soccer, softball, swimming and golf, while also volunteering with the football program.

As an undergrad at Kansas, Meerpohl gained experience across the board, with an internship that exposed him to 15 different programs within the athletic department.




W



JUSTIN
ANDERSON

Graduate Manager

W



ANDREW
MUSE

Graduate Manager


W



DAVID
AUCREMANN

Graduate Manager

W



BRITTON
STUTTS

Graduate Manager

W



NOLAN
MAGEE

Graduate Manager



W



MADISON
STEIN-MASON

Deputy AD / SWA •
1st Season

Madison Stein-Mason joined Wichita State Athletics in July of 2023 as the Deputy AD and Senior Women's Administrator (SWA).

She comes to Wichita State after serving two years as Arkansas State's Assistant Athletics Director for Development. Prior to Arkansas State, Stein-Mason spent six years at the University of Oklahoma in multiple positions, including the last three working with the Varsity 'O' Association that serves current and former OU student-athletes and their families.

A former four-year softball letter winner at the University of Kansas, Stein-Mason began her time in Norman as a graduate assistant for athletics administration in 2015. After earning her master's degree in public administration, she was named a support services coordinator in 2017. She was then tabbed Assistant Director of Varsity 'O' Association in 2018 and elevated to associate director in 2020.


In addition to her role with the Varsity 'O' Association, Stein-Mason was a member of the athletics department's staff council and collective leadership, development leadership and communication teams. Her diverse experience at Oklahoma saw her cultivate and steward major and prospective donors, as well as promote, sell and coordinate premium seating arrangements.

The Oklahoma City, Okla., native was one of OU's department representatives on the Student-Athlete Advisory Committee (SAAC). Working closely with student-athlete life, she created, installed and facilitated the "Sooners for Life Scholarship Program."

Stein-Mason earned her bachelor's degree in sport management from the University of Kansas in 2015 and was a Big 12 Conference postgraduate scholarship recipient. She was a two-time team captain for the Jayhawks' softball team, and the three-time Big 12 Academic First Team selection was named the league's Scholar-Athlete of the Year in 2015.

Stein-Mason is a member of the National Association of Athletic Development Directors (NAADD), National Association of Collegiate Directors of Athletics (NACDA) and Women Leaders in College Sports.

W



WESTON
PLETCHER

Director of Communications •
1st Season

Weston Pletcher is in his first season as WSU's men's basketball media contact and his first with the title of Director of Communications. Pletcher is in his 10th year overall at Wichita State after serving the previous six years as an assistant director. He also handles publicity for softball while overseeing day-to-day operations within the Communications arm of WSU's Strategic Communications unit.

Pletcher manages media activities on basketball game days and throughout the week while serving as a source for statistical information and historical records.

From 2017-23, he handled communication efforts for the Wichita State women's basketball, softball and women's golf teams.

Prior to Wichita State, he spent a year as a Media Relations Assistant at the University of Kentucky and a year at Vanderbilt as an intern.

Pletcher, a native of Rosalia, Kan., earned an associate's degree in mass communications from Butler Community College in 2008 and a bachelor's degree in journalism from Kansas in 2011. He is also a member of the College Sports Information Director's of America (CoSIDA), USBWA (U.S. Basketball Writers Association) and National Association of Collegiate Marketing Administrators (NACMA).

He resides in Wichita with his wife, Lyndsay and two children, Payne and Pryor.

W



GRETCHEN
TORLINE

Director of Academic Services •
34th Season

Gretchen Torline has been an off-the-court mentor for Shocker student-athletes for more than three decades.

In her role as Director of Academic Services, she coordinates academic support plans, including tutorial services, and monitors academic progress.

Originally from Raton, N.M., she received her Bachelor of Science in Communications from Eastern New Mexico University.

After moving to Wichita, Gretchen earned her Master of Arts in Communications from Wichita State University.



TEAM PHYSICIANS



(Left to Right): Dr. Andrew Porter, Dr. Ken Jansson, Dr. Paul Cleland

THANK YOU'S

Individuals listed below have donated their time and professional services to the health and well being of the WSU student-athletes. WSU-ICAA and the sports medicine staff would like to thank them publicly and acknowledge the dedicated efforts of this group.

- Scott Adrian, MD
- Hossein Amirani, MD
- Lori Barton, OD
- Bill Baum
- Vafa Behzadpour, MD
- Doug Blackman, OD
- Rich Bomgardner, ATC
- Patrick Brennan, MD
- Aubrey Bribiesca
- Jaelyn Brisco, PA-C
- Amy Cahill, ATC
- Vicky Camacho
- Ashley Carson, OD
- Kristina Chaffee, MD
- Gabriela Chavez, MD
- Paul Cleland, MD
- Justin Cline, MD
- Erin Connell, ATC
- Chelsea Crovetti, MD
- Mike Dandurand, RPH
- Brad Dart, MD
- Bryana Doman
- Kyle Ellingsen, MD
- John Fanning, MD
- Abby Gaffner, MD
- Anita Gallardo
- Megan Giles
- Mallie Hall
- Ken Jansson, MD
- Joe Jittawait, OD
- Nancy Johnson
- Mark Kennedy, ATC
- Cassidy Kessler, OD
- Kevin Klug, MD
- Misti Knight
- Tyler Laubach, MD
- Brennen Lucas, MD
- Alan McCormick, OD
- Cheryl McGuire, OD
- Cameron McLaury
- Chris Merritt, MD
- Saundra Montoya
- Harry Morris, MD
- Ben Nelson, MD
- Collin Nevill, MD
- Cindy Nguyen
- Oscar Ortega
- Emalee Parker
- Danielle Pinkerton
- Dalan Pittz, MD
- Andrew Porter, DO
- Kristina Post, OD
- Dan Prohaska, MD
- Teri Prouse
- Macey Pruett, OD
- George Rees, MD
- Ty Reusser, DDS
- Christie Rose, OD
- Joaquin Santos, MD
- Jordan Smith, MD
- Heather Stafford, RN
- Gracie Swanberg
- Isaac Talbert, MD
- Jason Taporco, MD
- Courtney Thompson
- Matt VanEngen
- Chelsea Whitetree, PA-C
- Nathan Whitsell, MD
- Parker Zimmerman, MD

SHOCKS, DOCS & FRIENDS

- Bill Baum
- Mike Dandurand, PharmD
- John Fanning, MD
- Joe Jittawait, OD
- Harry Morris, MD
- Ty Reusser, DDS
- Doug Blackman, OD
- Brad Dart, MD
- Kenneth Jansson, MD
- Brennen Lucas, MD
- Daniel Prohaska, MD

SHOCKER SPORTS MEDICINE STAFF

Wichita State's student-athletes' healthcare upon their arrival on campus is under the direction of seven full-time certified athletic trainers and three certified graduate assistant athletic trainers. Director of Sports Medicine/Head Athletic Trainer, **Dan Cahill**, has worked at WSU since January of 2000 with a number of teams throughout the years. Cahill is joined by Assistant Director of Sports Medicine, **Todd Fagan** (men's basketball, women's golf), Assistant Director of Sports Medicine, **Kat Hollowell** (volleyball), Assistant Athletic Trainer, **Alyssa Finke** (softball and spirit squads), Assistant Athletic Trainer, **Lexie Mikesell** (men's and women's cross country/track and field), Assistant Athletic Trainer, **Andrea Roth** (women's basketball, men's golf) and Assistant Athletic Trainer, **Kati Hickman** (men's and women's cross country/track and field). Graduate assistant athletic trainers include: **Kait Niemer** (men's and women's cross country/track and field), **Maddy Warengo** (volleyball, men's and women's tennis) and **Jake Meyer** (baseball). These certified athletic trainers provide prevention, treatment and rehabilitation of all injuries and illnesses for WSU's student-athletes. Wichita State Sports Medicine also works with the athletic training students from the WSU undergraduate athletic training education program.

WSU Sports Medicine also includes a staff of physicians who are a vital part of the student-athletes' healthcare. They include team physicians **Dr. Hossein Amirani, Dr. Paul Cleland, Dr. Brad Dart, Dr. John Fanning, Dr. Ken Jansson, Dr. Joe Jittawait, Dr. Brennen Lucas, Dr. Harry Morris, Dr. Andrew Porter, Dr. Dan Prohaska and Dr. Ty Reusser.**



Dan Cahill
Director of Sports Medicine
Baseball



Todd Fagan
Asst. Director, Sports Medicine
M. Basketball, W. Golf



Kat Hollowell
Asst. Director, Sports Medicine
Volleyball



Alyssa Finke
Assistant Athletic Trainer
Softball, Spirit Squad




Kati Hickman
Assistant Athletic Trainer
Cross Country, Track & Field



Lexie Mikesell
Assistant Athletic Trainer
Cross Country, Track & Field



Andrea Roth
Assistant Athletic Trainer
W. Basketball, M. Golf



Jake Meyer
Graduate Assistant
Baseball



Kait Niemer
Graduate Assistant
Cross Country, Track & Field



Maddy Warengo
Graduate Assistant
Volleyball, Tennis



Eileen Russell
Patient Care Coordinator



ATHLETIC DEPARTMENT STAFF



WICHITA STATE ATHLETICS STAFF

Senior Administration

Kevin Saal Director of Athletics
 Madison Stein-Mason Deputy AD/SWA
 Kent Hegenauer Senior Associate AD/Business Operations
 Brad Pittman Senior Associate AD/Facilities and Operations
 Scott Barnhart Senior Associate AD/External Operations/Chief Revenue Officer
 Diana Austin ICAA Human Resources Business Partner

Business Office

Tyra Berger Director of Business Operations
 Amelia Timothy Senior Accountant

Facilities and Operations

Tyler Good Director of Facilities and Events
 Kayla Jost Assistant Director of Facilities & Events
 Sam Pittman Assistant Director of Facilities & Events
 Quinn Veech Graduate Assistant/Facilities & Events
 Terrance Brockman Assistant Director of Equipment Services
 Adler Joiner Graduate Assistant/Equipment Services

Development/SASO

Alex Johnson Associate AD/ Development & Revenue Generation
 Brent Kemnitz Assistant AD/Outreach and Staff Development
 Susan Domann Director of SASO Membership Services
 Chris Spall Director of Development
 Sean Cutler Graduate Assistant/Development

Mental Health & Performance

DJ Purnell Director of Mental Health & Performance
 Mallie Hall Mental Health & Performance Counselor

Shocker Sports Properties

Mark Rogers General Manager
 Ryann Stearns Account Executive/Client Services
 Kaylee Huecker Account Executive/Sales

Spirit Squad

April Banwart Head Cheer Coach
 Tatum Tholden Assistant Cheer Coach
 Nathan Hermes Volunteer Assistant Cheer Coach
 Kate Stybr Head Dance Coach
 Mara McElgunn Assistant Dance Coach

Sports Performance

Ashtin Meerpohl Director of Sports Performance
 Alex Dee Assistant Director of Sports Performance
 Audry Horn Assistant Director of Sports Performance
 D'Anthony Knight Assistant Director of Sports Performance
 Joey Stark Graduate Assistant

Strategic Communications & Marketing

Tami Cutler Associate AD/Strategic Communications
 Weston Pletcher Director of Communications-MBB, SB, GoShockers.com
 Denning Gerig Assistant Director of Communications-BSB, VB
 Steph Wright Assistant Director of Communications-WBB, XC, T&F
 Wyatt Ebersole Graduate Assistant/Communications-MGLF, WGLF, MTEN, WTEN
 Connor Phelps Director of Marketing & Fan Engagement
 Jarret Fox Graduate Assistant/Marketing & Fan Engagement
 Ryan Poulsen Graduate Assistant/Marketing & Fan Engagement
 Willie Schwanke Senior Content Producer
 Brian Barnes Content Producer
 Katherine Ramirez Graphic Designer
 Paul Suellentrop Senior Communicator

Student Services

Korey Torgerson Associate AD/Compliance
 Kayln Helm Compliance Coordinator
 Gretchen Torline Director of Athletic Academic Services
 Faith Kunjachan Academic Coordinator
 Lucy Schneider Academic Coordinator
 Brooke Schultz Student-Athlete Experience Coordinator

Ticket Office

Russell Wilkins Associate AD/New Revenue
 Ben Bjorkgren Director of Ticket Sales
 Alondra Sanchez-Sanchez Assistant Director of Ticket Operations
 Brett Beuthin Graduate Assistant/Ticket Operations
 Ibrahim Krichati Ticket Service Assistant
 TJ Rock Ticket Service Assistant



DIRECTOR OF ATHLETICS



KEVIN
SAAL

Director of Athletics

Kevin Saal was named Wichita State's 19th director of athletics on June 15, 2022 after serving the past three years in the same capacity at Murray State University. He brings a tremendous work ethic and knowledge of key areas in college athletics to WSU, including personnel development and supervision.

Saal's responsibilities include managing, planning and directing the operations of the university's intercollegiate athletics programs. He oversees sponsorships, fundraising, partnerships, marketing, public relations, strategic planning, compliance, academics, student-athlete development and performance, Name Image and Likeness (NIL), and hiring and mentoring coaches.

From 2019-22, Saal led Murray State through two athletic conference realignment/transition processes and took the department to new heights with increases in student-athlete APR, league championships and postseason appearances.

Prior to that, Saal served in various roles for 12 years at the University of Kentucky, rising to the rank of executive associate director of athletics under Director of Athletics Mitch Barnhart. He showed solid leadership in the areas of sports administration, capital projects and facilities construction, budget and human resources management and championships administration.

Saal excelled in developing relationships with donors at Kentucky by playing significant role in the friend-raising and fundraising process, including Athletics' ongoing \$500M commitment to the University's \$2.1B "Kentucky Can" capital campaign. He assisted in hosting 100 external events at the university that led to \$350,000 in new revenue. Saal was involved in unprecedented facilities growth, helping with the design, construction or renovation eight UK athletics venues.

Saal had oversight of the Kentucky men's soccer program (2010-19) and the baseball

program (2013-19). After a nine-year NCAA drought, the soccer team participated in five of the next seven NCAA Tournaments. Baseball won its first NCAA regional title in 2017 and made its first-ever NCAA Super Regional appearance.

Saal worked at Kansas State from 2000-05 as event coordinator and had administrative responsibilities supporting men's and women's golf and rowing. From 2005-07, he was director of operations at the University of Missouri-Kansas City.

Academic Career:

Saal began at the University of Arkansas (1995-96) as a swimming and diving student-athlete. When the program was discontinued, he transferred and competed at TCU where he earned his B.S. in psychology in 1999. Saal added an M.S. in athletics administration at the University of Kansas in 2000 and is also nearing completion of his Doctorate in Education with a focus on P-20 and Community Leadership.

Personal:

Saal and his wife, Jennifer, both natives of Manhattan, Kan., have two sons, Jacob and Alex.

WHAT THEY'RE SAYING ABOUT KEVIN SAAL:

"Wichita State has made a great hire in Kevin Saal. There is no doubt he will guide the Shockers with great success through these unique times in collegiate athletics. His commitment to students and their experience academically, athletically and socially will have an immediate impact on the department."

— **Mark Coyle**, director of athletics, University of Minnesota

"Wichita State has made an excellent choice in Kevin Saal to lead Athletics. Kevin brings a strong set of experiences along with the values and vision to lead WSU to the next level."

— **Rob Mullens**, director of athletics, University of Oregon

"Wichita State has landed a strong leader during an important time of transition in college athletics. I am excited for both Kevin and Jennifer for this next step but even more elated for what this means for Shocker Nation. Kevin has made a mark on every school he has worked at, and I have no doubt that Wichita State made the right choice to take them to the next level."

— **DeWayne Peevy**, director of Athletics, DePaul University

WICHITA STATE HEAD COACHES



Kristi Bredbenner
Softball



Judd Easterling
Men's Golf



Colin Foster
Women's Tennis



Darragh Glavin
Men's Tennis



Brian Green
Baseball



Kirk Hunter
M/W Cross Country



Chris Lamb
Volleyball



Paul Mills
Men's Basketball



Tom McCurdy
Women's Golf



Terry Nooner
Women's Basketball



Steve Rainbolt
Director of Track & Field and
Cross Country



About the American	35-37
Conference Membership	36
Composite Schedule.....	38



Wichita State University begins its seventh season of membership in the American Athletic Conference, having joined the league on July 1, 2017.

Shockers teams have already captured championships in six different sports, most recently in May 2023 when the men's outdoor track & field team defended its outdoor title, edging the favorites, Houston, for a second straight year. Also, in 2023, Wichita State softball won its second regular season championship in three years. Men's basketball and softball each won regular season crowns in 2020-21. During the 2018-19 school year, WSU won titles in women's cross country and women's outdoor track & field. The 2017 Shocker volleyball team went a perfect 20-0 in conference regular season matches.

The move to The American (which came after a 72-year affiliation with the Missouri Valley Conference) gave Shocker student-athletes from all 15 varsity teams the opportunity to perform on a grander stage and test themselves against traditionally strong competition.

"I want our student-athletes to compete for championships," said former WSU President Dr. John Bardo at the time the move was announced. "I want them to be on the national stage, because that's why they do what they do. Joining The American gives us that opportunity."

The move paid dividends to the entire university, positioning Wichita State as an innovative academic and research institution.

Like Wichita State, the institutions of the American Athletic Conference are located in or near large metropolitan areas, and play the same vital role as regional economic engines, creating jobs and providing a skilled workforce. They offer national centers of research and cultural advancement. Wichita State's urban location, mission, research focus and academic ambitions are well-aligned with The American.



"It really has been a mutually beneficial situation. WSU helped elevate our conference and our conference helped elevate them.

- Mike Aresco, Commissioner / American Athletic Conference (March, 2018)

The American Athletic Conference consists of 15 prestigious institutions: the University of Alabama at Birmingham (UAB), the University of North Carolina Charlotte (Charlotte), East Carolina University, Florida Atlantic University, the University of Memphis, the United States Naval Academy (in football only), the University of North Texas, Rice University, the University of South Florida, Southern Methodist University, Temple University, the University of Texas at San Antonio (UTSA), Tulane University, the University of Tulsa and Wichita State University (in basketball and Olympic sports).

Under the leadership of commissioner Mike Aresco, the American Athletic Conference has fashioned an impressive list of accomplishments in the competitive arena, in the classroom and in support of student-athlete welfare. The American Athletic Conference is firmly entrenched among the elite conference thanks to its collection of national team and individual championships, its football and basketball postseason victories, its expansive media rights contract with ESPN,

and its commitment to providing the highest levels of support for student-athletes.

The league has produced four NCAA championship teams in addition to a College Football Playoff semifinalist, four New Year's Six bowl champions, two NCAA Men's Final Four participants, six Women's Final Four teams, an NIT champion, 15 NCAA individual championships, and a Rhodes Scholar. Additionally, American Athletic Conference teams have advanced to the College World Series, qualified for the match play round of the NCAA Men's Golf Championship and registered multiple top-10 finishes at the NCAA Cross Country and Outdoor Track and Field championships.

In the 2023-24 season, the American Athletic Conference will be the only Division I conference to have a New Year's Six bowl winner (Tulane) and an NCAA Men's Final Four participant (Florida Atlantic) in its ranks.

The American Athletic Conference has seen a member school claim a spot in a New Year's Six bowl eight times in the league's first 10 football seasons, including the

2022 campaign, when Tulane capped the biggest one-year turnaround in major college football history with a thrilling win against USC in the Goodyear Cotton Bowl Classic.

Individual teams in the American Athletic Conference have enjoyed some of their best football seasons in program history as members of the conference. Tulane went 12-2 and earned a top-10 final ranking in 2022. Navy won a program-record 11 games in 2015, its first season in the conference, and matched that mark with its 2019 campaign. Memphis, which had not won 10 games in a season since 1938, has registered three 10-win seasons in the last eight years (2015, 2017, 2019), including a school-record 12 wins in 2019. Temple enjoyed its first 10-win season in school history in 2015. South Florida finished in the top 25 for the first two times in program history (2016, 2017). SMU returned to national prominence in 2019 with a 10-win season, during which the Mustangs were ranked as high as No. 14 nationally. Tulsa returned to the top 25 for the first time in 11 years in 2020. East Carolina earned a top-20 ranking in 2014.



AMERICAN

ATHLETIC CONFERENCE

"I want our student-athletes to compete for championships. I want them to be on the national stage, because that's why they do what they do. Joining The American gives us that opportunity."

- John Bardo, Late WSU President (April, 2017)

AMERICAN ATHLETIC CONFERENCE SCHOOLS

Institution	Athletics	Nickname	Location	MSA Population	TV Market Rank	Enrollment	Website
University of Alabama-Birmingham	UAB	Blazers	Birmingham, Ala.	1.1 million	45	22,500	uabsports.com
East Carolina University	ECU	Pirates	Greenville, N.C.	175,000	103	28,000	ecupirates.com
Florida Atlantic University	FAU	Owls	Boca Raton, Fla.	94,885	18	30,500	fausports.com
University of Memphis	Memphis	Tigers	Memphis, Tenn.	1.3 million	52	21,000	gotigersgo.com
University of North Carolina at Charlotte	Charlotte	49ers	Charlotte, N.C.	2.2 million	21	30,300	charlotte49ers.com
University of North Texas	North Texas	Mean Green	Denton, Texas	463,000	5	41,000	meangreensports.com
Rice University	Rice	Owls	Houston, Texas	7.3 million	7	8,600	riceowls.com
University of South Florida	USF	Bulls	Tampa, Fla.	2.9 million	13	48,000	gousfbulls.com
Southern Methodist University	SMU	Mustangs	Dallas, Texas	7.1 million	5	11,700	smumustangs.com
Temple University	Temple	Owls	Philadelphia, Pa.	6.1 million	4	38,000	owlsports.com
University of Texas at San Antonio	UTSA	Roadrunners	San Antonio, Texas	2.4 million	31	34,300	goutsa.com
Tulane University	Tulane	Green Wave	New Orleans, La.	1.2 million	50	13,500	tulanegreenwave.com
University of Tulsa	Tulsa	Golden Hurricane	Tulsa, Okla.	981,000	62	4,700	tulsa-hurricane.com
Wichita State University	Wichita State	Shockers	Wichita, Kan.	644,000	70	16,000	goshockers.com



>> NBA DRAFT PICKS FROM THE AMERICAN (2014-Pr.)

Table with 5 columns: Year, Player, School, Rd (Overall), Team. Lists NBA draft picks from 2014 to 2023, including players like Shabazz Napier, Russ Smith, Daniel Hamilton, and James Wiseman.

Since the conference's reconstitution in 2013-14, teams from The American have registered top-10 national rankings in football, men's basketball, women's basketball, baseball, men's soccer, women's soccer, women's lacrosse, men's golf, women's rowing, men's tennis, women's tennis, men's cross country, men's track and field, and women's track and field.

American Athletic Conference student-athletes have distinguished themselves in all facets of intercollegiate athletics. Memphis quarterback Brady White was the 2020 winner of the National Football Foundation's James V. Campbell Trophy as the top scholar-athlete in college football.

Additionally, SMU's Avery Acker was chosen as the Division I women's volleyball Academic All-America of the Year in 2015, South Florida star Georgina Corrick was the Division I softball Academic All-America of the Year in 2022, while Tulsa cross country standout Kirk Smith was chosen as a Rhodes Scholar in the fall of 2016.

American Athletic Conference alumni have made their mark in professional and international sports as well. A number of American Athletic Conference athletes



have been selected in the first round of the professional entry drafts in football, basketball, baseball and soccer, including former Memphis center James Wiseman, who was the No. 2 pick in the 2020 NBA Draft, and former Wichita State third-baseman Alec Bohm, the No. 3 selection in the 2018 Major League Baseball Draft.

The American Athletic Conference announced a lucrative and comprehensive media rights extension with ESPN in May of 2019, providing the conference with a stronger and more extensive presence on ESPN's primary television networks (ABC, ESPN, ESPN2, ESPNU).

The first eight American Athletic Conference Football Championships were televised by ABC as part of Championship Saturday. Subsequent championship games will appear on either ABC or ESPN through the duration of the 12-year extension.

Away from the competitive arena, the American Athletic Conference has established itself as a leader in the area of student-athlete wellness, both through the adoption of NCAA autonomous legislation on matters including full cost of attendance and nutrition.

>> AMERICAN REGULAR SEASON CHAMPIONS (2014-Pr.)

Table with 4 columns: Year, Champion, Record, Seed. Lists regular season champions from 2014 to 2023, including Cincinnati, Louisville, SMU, Temple, and Wichita State.

>> AMERICAN TOURNAMENT CHAMPIONS (2014-Pr.)

Table with 5 columns: Year, Champion, Runner-Up, Score, Location. Lists tournament champions from 2014 to 2023, including Louisville, SMU, UConn, Memphis, and Houston.

* = Louisville vacated all 31 of its wins

>> THE AMERICAN IN POSTSEASON PLAY (2014-Pr.)

Table with 5 columns: Year, School, Tournament, Seed, Record, Finish. Lists postseason play results from 2014 to 2023, including NCAA, NIT, and CBI tournaments.



AMERICAN

ATHLETIC CONFERENCE

2023-24 MEN'S BASKETBALL CONFERENCE SCHEDULE

Tuesday, Jan. 2

6 p.m.	East Carolina at Florida Atlantic	ESPN2
8 p.m.	UAB at UTSA	ESPNU
8 p.m.	Charlotte at SMU	ESPN2

Wednesday, Jan. 3

8 p.m.	Rice at Tulane	ESPNU
--------	----------------	-------

Thursday, Jan. 4

6 p.m.	Temple at South Florida	ESPN+
7 p.m.	Memphis at Tulsa	ESPN+
8 p.m.	North Texas at Wichita State	ESPN2

Saturday, Jan. 6

1 p.m.	Tulane at North Texas	ESPNU
2 p.m.	UTSA at Rice	ESPN+
3 p.m.	Florida Atlantic at Charlotte	ESPN+

Sunday, Jan. 7

12 p.m.	Wichita State at Temple	ESPN2/ESPNU
2 p.m.	Tulsa at East Carolina	ESPNU
2 p.m.	South Florida at UAB	ESPN+
4 p.m.	SMU at Memphis	ESPN

Wednesday, Jan. 10

6 p.m.	Tulsa at Charlotte	ESPN+
6 p.m.	East Carolina at Temple	ESPN+
7 p.m.	UTSA at Memphis	ESPN+

Thursday, Jan. 11

6 p.m.	Florida Atlantic at Tulane	ESPN2
--------	----------------------------	-------

Friday, Jan. 12

6 p.m.	Rice at South Florida	ESPNU
--------	-----------------------	-------

Saturday, Jan. 13

3 p.m.	SMU at East Carolina	ESPN+
5 p.m.	Temple at North Texas	ESPNU
7 p.m.	Charlotte at UTSA	ESPNU

Sunday, Jan. 14

11 a.m.	UAB at Florida Atlantic	ESPN+
12 p.m.	Memphis at Wichita State	ESPN2
2 p.m.	Tulane at Tulsa	ESPN+

Tuesday, Jan. 16

7 p.m.	Charlotte at Rice	ESPN+
7 p.m.	Temple at SMU	ESPN+

Wednesday, Jan. 17

6 p.m.	North Texas at East Carolina	ESPN+
7 p.m.	UTSA at Tulsa	ESPN+
7 p.m.	Tulane at UAB	ESPN+

Thursday, Jan. 18

6 p.m.	Wichita State at Florida Atlantic	ESPN/ESPN2
6 p.m.	South Florida at Memphis	ESPN/ESPN2

Saturday, Jan. 20

1 p.m.	Rice at Temple	ESPN+
2 p.m.	Tulsa at SMU	ESPN+
2 p.m.	East Carolina at UAB	ESPN+
3 p.m.	North Texas at Charlotte	ESPN+

Sunday, Jan. 21

1 p.m.	Wichita State at South Florida	ESPN+
TBA	Memphis at Tulane	ESPN/ESPN2
2 p.m.	Florida Atlantic at UTSA	ESPN+

Tuesday, Jan. 23

6 p.m.	UAB at Charlotte	ESPN+
--------	------------------	-------

Wednesday, Jan. 24

6 p.m.	South Florida at Temple	ESPN+
6:30 p.m.	East Carolina at Wichita State	ESPN+
7 p.m.	Florida Atlantic at Rice	ESPN+
7 p.m.	Tulane at UTSA	ESPN+

Thursday, Jan. 25

6 p.m.	SMU at North Texas	ESPN2
--------	--------------------	-------

Saturday, Jan. 27

3 p.m.	UTSA at South Florida	ESPN+
3 p.m.	Charlotte at Tulane	ESPNU
7 p.m.	Tulsa at Rice	ESPNU

Sunday, Jan. 28

12 p.m.	North Texas at Florida Atlantic	ESPN2
2 p.m.	SMU at Wichita State	ESPN2
4 p.m.	Temple at East Carolina	ESPN2
4 p.m.	Memphis at UAB	ESPN

Wednesday, Jan. 31

6 p.m.	South Florida at East Carolina	ESPN+
6 p.m.	Wichita State at Tulsa	ESPNU
7 p.m.	Rice at Memphis	ESPN+
8 p.m.	UAB at North Texas	ESPNU

Thursday, Feb. 1

6 p.m.	Tulane at SMU	ESPN2
--------	---------------	-------

Saturday, Feb. 3

12 p.m.	Wichita State at Memphis	CBS
1 p.m.	East Carolina at Charlotte	ESPNU
2 p.m.	Rice at UTSA	ESPN+
5 p.m.	South Florida at North Texas	ESPN+
6 p.m.	Tulsa at Florida Atlantic	ESPN+

Sunday, Feb. 4

3 p.m.	Temple at Tulane	ESPNU
5 p.m.	UAB at SMU	ESPN2

Tuesday, Feb. 6

8 p.m.	Charlotte at South Florida	ESPNU
--------	----------------------------	-------

Wednesday, Feb. 7

6:30 p.m.	UTSA at Wichita State	ESPN+
7 p.m.	SMU at Rice	ESPN+
7 p.m.	North Texas at Tulsa	ESPN+

Thursday, Feb. 8

6 p.m.	Memphis at Temple	ESPN2
8 p.m.	Florida Atlantic at UAB	ESPN2

Saturday, Feb. 10

2 p.m.	South Florida at Rice	ESPN+
3 p.m.	East Carolina at UTSA	ESPNU

Sunday, Feb. 11

11 a.m.	Florida Atlantic at Wichita State	ESPN2
1 p.m.	Tulane at Memphis	ESPN2/ESPNU
1 p.m.	North Texas at SMU	ESPN2/ESPNU
1 p.m.	Charlotte at Temple	ESPN+
1 p.m.	UAB at Tulsa	ESPN+

Wednesday, Feb. 14

6 p.m.	Tulsa at South Florida	ESPNU
--------	------------------------	-------

Thursday, Feb. 15

6 p.m.	UTSA at Charlotte	ESPN+
6 p.m.	Wichita State at East Carolina	ESPN+
6 p.m.	Temple at Florida Atlantic	ESPN2
6 p.m.	SMU at Tulane	ESPN+
7 p.m.	Memphis at North Texas	ESPN+

Saturday, Feb. 17

2 p.m.	Rice at Tulsa	ESPN+
--------	---------------	-------

Sunday, Feb. 18

11 a.m.	Wichita State at Charlotte	ESPN2/ESPNU
11 a.m.	Florida Atlantic at South Florida	ESPN2/ESPNU
1 p.m.	Tulane at East Carolina	ESPN+
1 p.m.	UTSA at Temple	ESPN+
2 p.m.	Memphis at SMU	ESPN
2 p.m.	North Texas at UAB	ESPN+

Wednesday, Feb. 21

7 p.m.	Charlotte at Memphis	ESPN+
7 p.m.	Rice at UAB	ESPN+
7 p.m.	South Florida at UTSA	ESPN+
8 p.m.	Tulsa at Wichita State	ESPNU

Thursday, Feb. 22

6 p.m.	SMU at Florida Atlantic	ESPN2
--------	-------------------------	-------

Saturday, Feb. 24

1 p.m.	East Carolina at Rice	ESPNU
3 p.m.	UTSA at North Texas	ESPNU
7 p.m.	Charlotte at Tulsa	ESPNU

Sunday, Feb. 25

11 a.m.	SMU at South Florida	ESPN2
1 p.m.	Florida Atlantic at Memphis	ESPN
3 p.m.	Temple at Wichita State	ESPN2
5 p.m.	UAB at Tulane	ESPN2

Wednesday, Feb. 28

6 p.m.	North Texas at Tulane	ESPN+
7 p.m.	Temple at Rice	ESPN+
7 p.m.	Wichita State at UAB	ESPN+
7 p.m.	Tulsa at UTSA	ESPN+

Thursday, Feb. 29

6 p.m.	Memphis at East Carolina	ESPN2
--------	--------------------------	-------

Saturday, Mar. 2

11 a.m.	Tulane at Florida Atlantic	ESPN2/ESPNU
1 p.m.	Tulsa at Temple	ESPN+
2 p.m.	UTSA at SMU	ESPN+
3 p.m.	South Florida at Charlotte	ESPN+
6 p.m.	Rice at Wichita State	ESPN+

Tuesday, Mar. 5

6 p.m.	Tulane at South Florida	ESPN+
--------	-------------------------	-------

Wednesday, Mar. 6

6 p.m.	Rice at Charlotte	ESPN+
7 p.m.	Florida Atlantic at North Texas	ESPN+
7 p.m.	East Carolina at SMU	ESPN+

Thursday, Mar. 7

6 p.m.	UAB at Temple	ESPN2
--------	---------------	-------

Friday, Mar. 8

8 p.m.	Wichita State at Tulane	ESPN2
--------	-------------------------	-------

Saturday, Mar. 9

11 a.m.	Memphis at Florida Atlantic	CBS
2 p.m.	South Florida at Tulsa	ESPN+
3 p.m.	Charlotte at East Carolina	ESPN+
7 p.m.	North Texas at Rice	ESPN+

Sunday, Mar. 10

2 p.m.	SMU at UAB	ESPN+
2 p.m.	Temple at UTSA	ESPN+

2022-23
SHOCKER
SUMMARY

Final Statistics	40-46
Box Scores	47-57
Brackets	58
American Conference Summary	59-61



2022-23 REVIEW

2022-23 INDIVIDUAL -- ALL GAMES			Total: 17-15			Home: 8-8			Away: 7-4			Neutral: 2-3													
#	Player	GP	Min	Avg	FG	FGA	%	3FG	FGA	%	FT	FTA	%	Off	Def	Tot	Avg	PF	FO	A	TO	Blk	Stl	Pts	Avg
10	WALTON, Jaykwon	28-27	902:29	32.2	136	254	.535	42	105	.400	75	96	.781	23	124	147	5.3	59	2	54	53	7	21	389	13.9
3	PORTER JR., Craig	31-30	1042:17	33.6	160	335	.478	37	102	.363	63	92	.685	40	153	193	6.2	60	1	153	79	46	47	420	13.5
5	PIERRE JR., Jaron	31-22	871:51	28.1	127	326	.390	50	177	.282	26	36	.722	17	76	93	3.0	50	0	37	46	7	16	330	10.6
33	ROJAS, James	31-26	791:04	25.5	100	209	.478	10	42	.238	108	138	.783	39	151	190	6.1	91	5	40	80	12	38	318	10.3
11	POHTO, Kenny	31-30	831:19	26.8	111	227	.489	3	29	.103	45	73	.616	67	111	178	5.7	61	2	60	39	23	31	270	8.7
12	FLANAGAN, Melvion	21-3	269:34	12.8	30	78	.385	22	59	.373	21	23	.913	3	27	30	1.4	27	0	16	17	0	10	103	4.9
23	OKAFOR, Gus	26-8	421:49	16.2	36	93	.387	15	47	.319	17	28	.607	36	52	88	3.4	24	0	18	17	1	11	104	4.0
1	BELL, Xavier	31-9	451:29	14.6	48	127	.378	13	57	.228	15	20	.750	5	24	29	0.9	28	0	18	19	2	8	124	4.0
22	SCOTT, Shammah	25-4	295:10	11.8	24	72	.333	10	28	.357	8	10	.800	4	25	29	1.2	17	0	20	14	0	9	66	2.6
44	POOR BEAR-CHANDLER, Isaiah	25-1	262:59	10.5	23	38	.605	3	6	.500	10	13	.769	12	25	37	1.5	27	0	5	6	13	4	59	2.4
24	ABIDDE, Isaac	20-0	171:07	8.6	18	46	.391	4	21	.190	7	18	.389	11	17	28	1.4	19	0	4	6	4	4	47	2.4
15	BALLARD, Quincy	10-0	101:16	10.1	7	14	.500	0	0	.000	7	14	.500	7	14	21	2.1	6	0	1	2	14	2	21	2.1
2	RICKS, Jalen	12-0	87:37	7.3	7	20	.350	3	12	.250	4	6	.667	1	10	11	0.9	9	0	0	3	0	2	21	1.8
TM	TEAM.....													47	42	89					20				
-	Total	32	6500		827	1839	.450	212	685	.309	406	567	.716	312	851	1163	36.3	478	10	426	401	129	203	2272	71.0
-	Opponents	32	6500		784	1931	.406	265	788	.336	358	501	.715	334	760	1094	34.2	493	6	446	373	107	222	2191	68.5

Score by Periods	1H	2H	OT	--	Total
Wichita State.....	1103	1128	41	--	2272
Opponents.....	1007	1136	48	--	2191

2022-23 INDIVIDUAL -- CONFERENCE ONLY			Total: 9-9			Home: 3-6			Away: 6-3																
#	Player	GP	Min	Avg	FG	FGA	%	3FG	FGA	%	FT	FTA	%	Off	Def	Tot	Avg	PF	FO	A	TO	Blk	Stl	Pts	Avg
10	WALTON, Jaykwon	14-14	480:29	34.3	72	132	.545	21	62	.339	50	64	.781	11	48	59	4.2	36	1	33	35	3	8	215	15.4
3	PORTER JR., Craig	17-16	586:18	34.5	88	192	.458	20	56	.357	39	53	.736	25	86	111	6.5	38	1	84	43	25	23	235	13.8
33	ROJAS, James	18-18	497:43	27.7	64	128	.500	6	20	.300	79	101	.782	23	103	126	7.0	50	3	32	44	8	29	213	11.8
5	PIERRE JR., Jaron	18-15	549:28	30.5	75	195	.385	30	110	.273	19	25	.760	11	41	52	2.9	29	0	26	33	5	11	199	11.1
11	POHTO, Kenny	18-17	534:43	29.7	80	150	.533	1	8	.125	34	55	.618	42	74	116	6.4	36	1	43	28	19	24	195	10.8
12	FLANAGAN, Melvion	15-2	200:15	13.4	20	56	.357	15	42	.357	12	13	.923	2	18	20	1.3	22	0	13	12	0	8	67	4.5
1	BELL, Xavier	17-2	219:23	12.9	25	51	.490	9	23	.391	4	5	.800	1	10	11	0.6	16	0	7	11	0	3	63	3.7
22	SCOTT, Shammah	13-4	145:00	11.2	13	30	.433	7	14	.500	3	4	.750	1	9	10	0.8	8	0	6	6	0	5	36	2.8
24	ABIDDE, Isaac	15-0	136:26	9.1	12	34	.353	2	13	.154	7	18	.389	8	15	23	1.5	13	0	4	5	3	4	33	2.2
44	POOR BEAR-CHANDLER, Isaiah	16-1	165:22	10.3	13	19	.684	3	5	.600	6	8	.750	5	11	16	1.0	17	0	5	4	8	2	35	2.2
23	OKAFOR, Gus	12-1	132:12	11.0	8	22	.364	4	14	.286	3	4	.750	13	10	23	1.9	8	0	8	3	1	5	23	1.9
2	RICKS, Jalen	6-0	24:55	4.2	3	9	.333	2	5	.400	0	0	.000	0	1	1	0.2	2	0	0	3	0	1	8	1.3
15	BALLARD, Quincy	1-0	02:46	2.8	0	1	.000	0	0	.000	0	0	.000	0	0	0	0.0	0	0	0	0	1	0	0	0.0
TM	TEAM.....													34	27	61					13				
-	Total	18	3675		473	1019	.464	120	372	.323	256	350	.731	176	453	629	34.9	275	6	261	240	73	123	1322	73.4
-	Opponents	18	3675		471	1093	.431	167	453	.369	213	293	.727	184	408	592	32.9	292	4	272	209	63	130	1322	73.4

Score by Periods	1H	2H	OT	--	Total
Wichita State.....	629	661	32	--	1322
Opponents.....	610	677	35	--	1322



2022-23 REVIEW

SCHEDULE & RESULTS

DATE	AP/CO	OPPONENT	RESULT	STRK	RECORD	CONF	HI SCORER	HI REBOUNDER	HI ASSISTS	ATTEND.
Nov. 7	/	CENTRAL ARK.	W 79-55	Won 1	1-0	-	22 -- Porter	7 -- Pierre	4 -- Porter	6,954
Nov. 12	/	ALCORN ST.	L 57-66	Lost 1	1-1	-	13 -- Pohto	9 -- Porter	3 -- Porter / Walton	8,515
Nov. 17	/	at Richmond	W 56-53	Won 1	2-1	-	20 -- Walton	9 -- Porter	3 -- Porter	5,896
Nov. 21	/	vs. Grand Canyon ^[HOF]	W 55-43	Won 2	3-1	-	14 -- Bell / Porter	10 -- Porter	3 -- Porter	425
Nov. 22	/	vs. San Francisco ^[HOF]	L 63-67	Lost 1	3-2	-	21 -- Walton	10 -- Walton	6 -- Porter	512
Nov. 26	/	TARLETON ST.	W 83-71	Won 1	4-2	-	27 -- Okafor	9 -- Pohto	4 -- Porter	7,299
Nov. 29	/	^[rv-] MISSOURI	L 84-88 ot	Lost 1	4-3	-	14 -- Porter / Walton	10 -- Walton	5 -- Porter / Scott	7,401
Dec. 3	/	at ^[rv/v] Kansas St.	L 50-55	Lost 2	4-4	-	11 -- Porter	9 -- Walton	2 -- Okafor	8,957
Dec. 10	/	LONGWOOD	W 81-63	Won 1	5-4	-	20 -- Pierre	8 -- Walton	7 -- Porter	7,073
Dec. 13	/	MISS. VALLEY ST.	W 71-48	Won 2	6-4	-	15 -- Pierre	6 -- Walton	9 -- Porter	7,056
Dec. 17	/	vs. Oklahoma St. ^[BA]	L 49-59	Lost 1	6-5	-	14 -- Porter	7 -- Porter	1 -- Flanagan/Pierre/Pohto/Porter	7,783
Dec. 22	/	TEXAS SOUTHERN	W 65-56	Won 1	7-5	-	18 -- Pierre	10 -- Walton	3 -- Rojas	6,468
Dec. 28	/	at UCF *	L 45-52	Lost 1	7-6	0-1	11 -- Flanagan	8 -- Walton	3 -- Pohto	4,225
Dec. 31	/	EAST CAROLINA *	L 69-79	Lost 2	7-7	0-2	21 -- Pohto	11 -- Pohto	5 -- Walton	7,039
Jan. 5	/	CINCINNATI *	L 61-70	Lost 3	7-8	0-3	19 -- Porter	7 -- Pohto / Porter	2 -- Pohto	6,876
Jan. 8	/	at South Florida *	W 70-66	Won 1	8-8	1-3	16 -- Flanagan	10 -- Pohto	5 -- Pohto / Porter	2,572
Jan. 14	/	TULSA *	W 73-69	Won 2	9-8	2-3	19 -- Walton	10 -- Rojas	5 -- Rojas	7,157
Jan. 19	/	at Memphis *	L 78-88	Lost 1	9-9	2-4	19 -- Rojas	6 -- Porter	5 -- Porter	11,238
Jan. 22	/	at SMU *	W 71-69	Won 1	10-9	3-4	18 -- Walton	10 -- Rojas	3 -- Pierre, Rojas, Scott	4,308
Jan. 25	/	TULANE *	L 90-95 ot	Lost 1	10-10	3-5	24 -- Walton	11 -- Porter	8 -- Porter	7,003
Jan. 29	/	at East Carolina *	W 85-72	Won 1	11-10	4-5	20 -- Porter	8 -- Porter	4 -- Porter / Rojas	4,191
Feb. 2	/	^[3/3] HOUSTON *	L 61-70	Lost 1	11-11	4-6	24 -- Walton	12 -- Pohto	2 -- Pohto / Porter / Rojas	7,274
Feb. 5	/	at Tulsa *	W 86-75	Won 1	12-11	5-6	19 -- Pierre	10 -- Porter	7 -- Porter	3,754
Feb. 8	/	UCF *	L 67-72	Lost 1	12-12	5-7	19 -- Porter	8 -- Pierre	7 -- Porter	6,929
Feb. 12	/	SMU *	W 91-89 2ot	Won 1	13-12	6-7	28 -- Pohto	8 -- Pohto	6 -- Porter	6,657
Feb. 16	/	at Temple *	W 79-65	Won 2	14-12	7-7	21 -- Walton	11 -- Rojas	6 -- Porter	4,390
Feb. 23	/	MEMPHIS *	L 78-83	Lost 1	14-13	7-8	19 -- Rojas	7 -- Porter	7 -- Porter	6,966
Feb. 26	/	at Tulane *	W 83-76	Won 1	15-13	8-8	28 -- Pierre	10 -- Porter	10 -- Porter	2,143
Mar. 2	/	at Houston *	L 66-83	Lost 1	15-14	8-9	17 -- Porter	7 -- Porter	3 -- Porter / Rojas	7,879
Mar. 5	/	SOUTH FLORIDA *	W 69-49	Won 1	16-14	9-9	24 -- Porter	10 -- Pohto	5 -- Porter	7,532
Mar. 9	/	vs. Tulsa ^[AAC First Round]	W 81-63	Won 2	17-14	-	13 -- Pierre, Pohto, Rojas	7 -- Rojas	11 -- Porter	n/a
Mar. 10	/	vs. Tulane ^[AAC Quarterfinals]	L 76-82	Won 3	17-15	-	22 -- Porter	9 -- Pohto	11 -- Porter	6,111

1 = Hall of Fame Classic (Kansas City, Mo.) 2 = at INTRUST Bank Arena (Wichita) * = American Athletic Conference game 3 = AAC Tournament (Fort Worth, Texas)

SCORING MARGINS

	1	2	3	4	5	6	7	8	9	10	11	12	13	14	15	16	17	18	19	20-24	25-29	30-39	40+	<5	<10	10+	20+
WINS	.	1	1	2	.	.	1	.	1	.	1	2	1	1	.	.	.	2	.	3	.	.	.	4	6	10	3
LOSSES	.	1	.	2	4	1	1	.	3	3	1	7	12	4	0

BIG GAMES

#	Player	Leading Scorer		Leading Rebounder		Assist Leader		Total Dunks		10+ Points		20+ Points		30+ Points		10+ Rebounds		10+ Assists		P-R Double-Double		P-A Double-Double		P-R-A Triple-Doubles			
		22-23	Career	22-23	Career	22-23	Career	22-23	Career	22-23	Career	22-23	Career	22-23	Career	22-23	Career	22-23	Career	22-23	Career	22-23	Career	22-23	Career		
01	BELL, Xavier	1	1							4	4																
02	RICKS, Jalen																										
03	PORTER, Craig	11	12	12	19	25	45	8	13	24	32	5	5			4	5	3	3	3	4	3	3	1	1		
05	PIERRE, Jaron	6	6	2	2	2	2	10	10	14	14	2	2														
10	WALTON, Jaykwon	8	8	7	7	2	2	18	18	22	22	6	6			3	3				3	3					
11	POHTO, Kenny	4	4	8	11	5	5	5	17	12	16	2	2			4	4				2	2					
12	FLANAGAN, Melvion	2	2			1	1			4	4																
15	BALLARD, Quincy							3	3	1	1																
22	SCOTT, Shammah					2	2			1	1																
23	OKAFOR, Gus	1	1			1	1	5	5	3	3	1	1														
24	ABIDDE, Isaac							2	2																		
33	ROJAS, James	3	3	4	4	6	6	9	9	17	17	1	1			3	3				3	3					
44	POOR BEAR-CHANDLER, Isaiah					1	2		2		4																



2022-23 REVIEW

POINTS-REBOUNDS-ASSISTS

Date	Opponent	Score	01 Bell	02 Ricks	03 Porter	05 Pierre	10 Walton	11 Pohto	11 Flanagan	15 Ballard	22 Scott	23 Okafor	24 Abidde	33 Rojas	44 PB-Chandler
Nov. 7	CENTRAL ARK.	79-55 W	2-0-1	4-2-0	22-4-4	6-7-1	9-5-0	3-5-1	2-1-0	10-5-0	3-2-1	5-4-1	4-3-0	9-5-1	---
Nov. 12	ALCORN ST.	57-66 L	2-5-1	0-0-0	9-9-3	9-1-0	12-3-3	13-4-2	---	0-0-0	0-0-0	6-2-1	2-1-0	4-5-0	---
Nov. 17	at Richmond	56-53 W	0-0-0	---	11-9-3	4-5-0	20-2-1	0-6-1	---	2-1-0	0-0-0	0-4-0	---	15-6-1	4-2-0
Nov. 21	vs. Grand Canyon	55-43 W	14-2-0	---	14-10-3	6-6-0	10-5-1	3-1-0	---	0-1-0	0-0-0	2-5-1	---	2-4-0	4-4-0
Nov. 22	vs. San Francisco	63-67 L	3-2-2	---	16-9-6	3-3-0	21-10-0	6-7-0	---	---	0-2-0	10-7-0	---	4-0-0	0-1-0
Nov. 26	TARLETON ST.	83-71 W	7-0-0	---	11-2-4	7-0-1	7-8-3	13-9-1	---	---	2-3-3	27-8-0	---	9-8-0	---
Nov. 29	MISSOURI	84-88 Lot	12-1-1	---	14-7-5	13-1-0	14-10-4	2-3-2	---	2-0-0	9-3-5	11-8-0	---	5-4-2	2-1-0
Dec. 3	at Kansas St.	50-55 L	7-2-0	2-2-0	11-6-0	---	9-9-1	---	---	4-3-1	6-2-1	7-5-2	---	4-4-0	---
Dec. 10	LONGWOOD	81-63 W	0-1-1	5-4-0	16-5-7	20-2-3	18-8-1	2-1-1	14-2-2	0-2-0	0-2-0	1-5-1	3-0-0	---	2-2-0
Dec. 13	MISS. VALLEY ST.	71-48 W	2-0-1	0-2-0	13-3-9	15-1-1	14-6-1	4-4-1	9-2-0	1-4-0	3-2-0	3-4-2	2-0-0	5-4-0	0-1-0
Dec. 17	vs. Oklahoma St	49-59 L	0-1-0	---	14-7-1	5-2-1	6-3-0	2-1-1	9-2-1	2-5-0	---	4-1-0	---	7-5-0	---
Dec. 22	TEXAS SOUTHERN	65-56 W	4-1-2	---	2-2-2	18-4-1	10-10-2	9-7-2	2-3-0	---	2-2-1	0-4-0	---	14-7-3	4-2-0
Dec. 28	at UCF *	45-52 L	5-0-2	---	---	7-3-0	5-8-1	3-1-3	11-1-2	---	2-1-0	6-4-0	0-0-0	6-5-1	0-1-0
Dec. 31	EAST CAROLINA *	69-79 L	0-0-0	3-0-0	2-1-2	12-3-2	9-4-5	21-11-0	---	---	19-2-1	0-2-0	0-0-0	3-7-2	0-0-0
Jan. 5	CINCINNATI *	61-70 L	3-0-0	0-0-0	19-7-1	7-4-0	---	7-7-2	11-1-0	0-0-0	3-2-1	0-0-0	5-4-0	6-5-0	0-2-0
Jan. 8	at South Florida *	70-66 W	2-0-0	---	9-6-5	9-1-3	---	14-10-5	16-1-2	---	0-0-0	---	3-5-1	11-8-0	6-0-0
Jan. 14	TULSA *	73-69 W	10-0-0	---	13-8-4	6-1-0	19-1-0	11-7-3	0-1-2	---	---	0-0-0	3-0-0	11-10-5	---
Jan. 19	at Memphis *	78-88 L	2-0-0	---	11-6-5	7-2-0	15-2-1	9-4-2	9-1-1	---	3-1-0	3-0-2	0-0-1	19-5-0	---
Jan. 22	at SMU *	71-69 W	0-0-0	---	11-3-2	10-2-3	18-4-2	2-5-0	5-1-1	---	4-1-3	0-0-0	4-2-0	12-10-3	5-3-1
Jan. 25	TULANE *	90-95 Lot	---	---	12-11-8	18-7-2	24-3-6	17-9-4	0-0-0	---	3-0-0	4-4-0	0-0-0	10-8-1	2-2-0
Jan. 29	at East Carolina *	85-72 W	4-1-0	2-0-0	20-8-4	9-4-1	13-7-1	10-2-3	3-0-0	---	2-0-1	0-3-2	---	19-7-4	3-1-0
Feb. 2	HOUSTON *	61-70 L	4-3-1	---	7-4-2	3-3-1	24-3-0	8-12-2	---	---	0-0-0	0-1-0	---	15-7-2	0-0-0
Feb. 5	at Tulsa *	86-75 W	5-0-1	0-0-0	9-10-7	19-2-0	17-7-1	12-7-6	0-0-0	---	0-1-0	---	7-3-0	17-9-2	0-2-3
Feb. 8	UCF *	67-72 L	0-1-0	---	19-6-7	14-8-1	11-2-4	8-5-2	---	---	0-1-0	---	3-2-0	12-3-0	0-1-0
Feb. 12	SMU *	91-89 Wtot	2-1-1	---	22-4-6	2-2-2	20-4-4	28-8-2	6-4-1	---	0-1-0	---	3-6-1	4-5-1	4-1-0
Feb. 16	at Temple *	79-65 W	7-1-0	---	10-8-6	8-2-2	21-4-1	12-2-3	3-7-1	---	---	---	3-1-1	11-11-4	4-0-0
Feb. 23	MEMPHIS *	78-83 L	0-0-0	---	15-7-7	15-1-0	14-4-6	8-4-1	3-1-1	---	---	2-2-1	---	19-6-1	2-2-0
Feb. 26	at Tulane *	83-76 W	0-0-0	---	15-10-10	28-1-4	5-6-1	7-8-0	0-0-2	---	---	---	2-0-0	22-8-2	4-0-0
Mar. 2	at Houston *	66-83 L	8-1-1	3-1-0	17-7-3	16-4-1	---	12-4-1	0-0-0	---	---	0-0-2	0-0-0	8-6-3	2-0-0
Mar. 5	SOUTH FLORIDA *	69-49 W	11-3-1	0-0-0	24-5-5	9-2-4	---	4-10-4	0-2-0	---	0-0-0	8-7-1	0-0-0	10-6-1	3-1-1
Mar. 9	vs. Tulsa (AAC)	81-63 W	2-2-1	2-0-0	10-3-11	13-4-2	11-3-2	13-5-2	0-0-0	---	5-1-3	5-3-2	3-1-0	13-7-1	4-4-0
Mar. 10	vs. Tulane (AAC)	76-82 L	6-1-1	---	22-6-11	12-5-1	13-6-2	5-9-3	---	---	---	0-5-0	---	14-5-0	4-4-0

#-#-# = Starter

2022-23 RECORDS BY STARTING LINEUP:

*** Porter, Pierre, Walton, Rojas, Pohto

Record: 8-6 Last Used: Mar. 10 -- vs. Tulane (L, 76-82)

Porter, Bell, Walton, Okafor, Pohto

Record: 2-1 Last Used: Dec. 10 - LONGWOOD (W, 81-63)

Porter, Bell, Pierre, Rojas, Pohto

Record: 1-1 Last Used: Mar. 9 vs. Tulsa (W, 81-63)

Flanagan, Porter, Walton, Rojas, Pohto

Record: 1-1 Last Used: Feb. 23 -- MEMPHIS (L, 78-83)

Porter, Pierre, Walton, Okafor, Pohto

Record: 1-1 Last Used: Dec. 17 -- vs. Okla. St. (L, 49-59)

Porter, Bell, Walton, Rojas, Pohto

Record: 1-1 Last Used: Nov. 29 -- MIZZOU (L, 84-88 ot)

Scott, Porter, Pierre, Rojas, Pohto

Record: 1-1 Last Used: Jan. 8 -- at USF (W, 70-66)

Porter, Pierre, Rojas, Okafor, Poor Bear-Chandler

Record: 1-0 Last Used: Mar. 5 -- SOUTH FLA. (W, 69-49)

Flanagan, Porter, Walton, Okafor, Pohto

Record: 1-0 Last Used: Dec. 22 -- TEXAS SO. (W, 65-56)

Scott, Pierre, Walton, Rojas, Pohto

Record: 0-1 Last Used: Dec. 31 -- ECU (L, 69-79)

Scott, Bell, Walton, Rojas, Pohto

Record: 0-1 Last Used: Dec. 28 at UCF (L, 45-52)

Porter, Bell, Walton, Okafor, Rojas

Record: 0-1 Last Used: Dec. 3 -- at K-State (L, 50-55)

*** = Most Recent Lineup

2022-23 PARTICIPATION

	GP	W-L	GS	W-L
Isaiah Poor Bear-Chandler (Sr.-3L)	25	14-11	1	1-0
Craig Porter (Sr.-2L)	31	17-14	30	17-13
Kenny Pohto (So.-1L)	31	17-14	30	16-14
James Rojas (Sr.-TR)	31	16-15	25	12-13
Jaron Pierre Jr. (So.-TR)	31	17-14	22	12-10
Xavier Bell (So.-TR)	31	17-14	9	4-5
Jaykwon Walton (Jr.TR)	28	15-13	27	14-13
Gus Okafor (Sr.-TR)	26	12-14	8	5-3
Shammah Scott (So.-TR)	26	14-12	4	1-3
Melvion Flanagan (So.-TR)	21	13-8	3	2-1
Isaac Abidde (R-Fr.)	19	12-7	-	-
Jalen Ricks (R-Fr.)	12	7-5	-	-
Quincy Ballard (So.-TR)	10	5-5	-	-
Colby Rogers (Jr.-TR)	-	-	-	-
Trevor McBride (Fr.)	-	-	-	-
Henry Thengvall (Fr.)	-	-	-	-

CAREER PARTICIPATION (WSU Only)

	GP	Streak	W-L	GS	Streak	W-L
97	14	62-35	2	-	-	2-0
75	18	45-30	56	18	32-24	
59	24	32-27	30	2	16-14	
31	23	16-15	26	20	13-13	
31	24	17-14	22	5	12-10	
31	12	17-14	9	1	4-5	
28	2	15-13	27	1	14-13	
26	4	12-14	8	-	5-3	
26	3	14-12	4	-	1-3	
21	-	13-8	3	-	2-1	
19	-	12-7	-	-	-	
12	-	7-5	-	-	-	
10	-	5-5	-	-	-	
-	-	-	-	-	-	
-	-	-	-	-	-	
-	-	-	-	-	-	



2022-23 REVIEW

LEADS - DEFICITS - SPECIALTY STATS

Date	AP/Co	Opponent	Score	Lead	Deficit	Ties	LC	Leading	Trailing	Tied	Paint		Off Turnovers		2nd Chance		Fast Break		Bench	
											WSU	Opp	WSU	Opp	WSU	Opp	WSU	Opp	WSU	Opp
Nov. 7	/	CENTRAL ARKANSAS	W 79-55	28	-	0	0	39:47	-	0:13	42	24	22	12	14	13	15	10	38	19
Nov. 12	/	ALCORN ST.	L 57-66	6	10	3	4	12:56	24:06	2:58	32	26	8	11	12	5	3	4	15	22
Nov. 17	/	at Richmond	W 56-53	11	6	1	6	32:48	4:47	2:25	22	18	15	14	12	6	2	11	6	7
Nov. 21	/	vs Grand Canyon	W 55-43	17	3	1	1	35:58	2:47	1:15	34	20	13	9	16	14	7	0	20	9
Nov. 22	/	vs San Francisco	L 63-67	2	13	1	1	0:07	38:31	1:22	32	18	15	8	17	3	15	4	13	16
Nov. 26	/	TARLETON ST.	W 83-71	17	2	4	1	35:56	1:15	2:49	42	34	9	23	14	10	14	11	36	24
Nov. 29	/	[rv-] MISSOURI	L 84-88 ^{ot}	10	9	6	10	18:19	22:56	3:45	38	48	18	29	9	15	7	26	37	27
Dec. 3	/	at [rv/rv] Kansas St.	L 50-55	7	6	4	6	30:04	6:53	3:03	18	26	9	17	2	9	6	2	12	2
Dec. 10	/	LONGWOOD	W 81-63	26	9	1	3	25:47	13:21	0:52	32	26	11	8	11	9	11	3	44	24
Dec. 13	/	MISSISSIPPI VALLEY ST.	W 71-48	26	-	0	0	39:24	-	0:36	24	16	20	3	6	7	8	5	22	12
Dec. 17	/	vs Oklahoma St.	L 49-59	-	14	0	0	-	39:40	0:20	30	16	15	11	6	1	8	2	18	7
Dec. 22	/	TEXAS SOUTHERN	W 65-56	16	1	3	4	36:36	1:15	2:09	36	34	10	12	8	16	11	8	42	16
Dec. 28	/	at UCF	L 45-52	-	8	3	0	-	36:41	3:19	14	22	8	17	1	6	5	15	24	13
Dec. 31	/	EAST CAROLINA	L 69-79	8	13	5	5	11:17	25:08	3:35	34	28	9	8	14	8	7	12	5	12
Jan. 5	/	CINCINNATI	L 61-70	2	22	2	1	1:43	36:32	1:45	20	24	10	0	8	15	6	0	19	27
Jan. 8	/	at South Florida	W 70-66	7	14	3	3	12:53	24:20	2:47	36	38	10	10	10	16	6	8	27	8
Jan. 14	/	TULSA	W 73-69	4	16	1	1	1:10	37:35	1:15	44	22	21	12	9	5	18	0	13	23
Jan. 19	/	at Memphis	L 78-88	8	15	3	4	7:16	28:38	4:06	26	36	14	23	11	13	13	9	17	10
Jan. 22	/	at SMU	W 71-69	13	9	9	8	22:39	14:43	2:38	30	26	19	14	6	6	15	12	18	20
Jan. 25	/	TULANE	L 90-95 ^{ot}	18	5	3	5	33:38	8:34	2:48	34	40	8	15	6	4	11	1	9	17
Jan. 29	/	at East Carolina	W 85-72	27	-	0	0	39:44	-	0:16	40	22	11	17	8	10	18	15	14	27
Feb. 2	/	[3/3] HOUSTON	L 61-70	8	11	6	10	22:50	10:05	7:05	34	30	10	12	17	15	8	4	4	5
Feb. 5	/	at Tulsa	W 86-75	24	1	2	2	38:24	0:20	1:16	46	24	12	13	17	7	16	12	12	6
Feb. 8	/	UCF	L 67-72	11	7	1	4	27:57	11:14	0:49	36	20	11	15	9	16	18	2	3	10
Feb. 12	/	SMU	W 91-89 ^{2ot}	7	6	7	9	31:57	14:31	3:32	46	48	18	28	12	16	12	8	15	2
Feb. 16	/	at Temple	W 79-65	14	5	12	11	20:24	12:38	6:58	30	18	14	11	12	11	7	8	22	10
Feb. 23	/	MEMPHIS	L 78-83	5	7	12	16	10:54	23:16	5:50	48	32	13	4	14	14	9	11	19	35
Feb. 26	/	at Tulane	W 83-76	17	-	1	0	38:19	-	1:41	24	22	10	13	9	5	19	4	6	10
Mar. 2	/	at Houston	L 66-83	8	19	8	6	11:28	24:42	3:50	28	32	4	17	7	15	9	10	5	28
Mar. 5	/	SOUTH FLORIDA	W 69-49	23	2	2	2	37:23	0:53	1:44	32	16	12	7	10	9	9	3	15	13
Mar. 9	/	vs Tulsa (AAC)	W 81-63	26	-	0	0	38:13	-	1:47	48	24	14	7	8	9	8	12	30	16
Mar. 10	/	vs Tulane (AAC)	L 76-82	2	13	3	1	0:58	36:28	2:34	30	30	1	5	11	8	11	5	10	17

TOTAL	1062	860	394	405	326	316	332	237	590	494
AVERAGE	33.2	26.9	12.3	12.7	10.2	9.9	10.4	7.4	18.4	15.4

RECORD BREAKDOWN

Category	2022-23	Streak	Brown Era	Category	2022-23	Streak	Brown Era	Category	2022-23	Streak	Brown Era
Overall Record	17-15	Lost 1	48-34	2-Possession Games (<7)	5-7	Lost 2	21-18	Commit Fewer TO's	7-5	Lost 2	29-14
Charles Koch Arena	8-8	Won 1	29-15	Single-Digit Games (<10)	7-10	Lost 1	27-24	Commit More TO's	6-10	Won 1	14-19
INTRUST Bank Arena	0-1	Lost 2	0-2	Leading at the Half	13-4	Won 4	35-10	Turnovers Even	4-0	-	1-1
Road	7-4	Lost 1	15-11	Tied at Half	0-1	-	1-1	Commit Fewer Fouls	10-4	Lost 1	32-15
Neutral	2-3	Lost 1	4-6	Trailing at Half	4-10	Lost 2	12-23	Commit More Fouls	6-10	Lost 1	14-18
November	4-3	Lost 1	9-4	Leading with 5:00 left	13-2	Won 6	36-5	Fouls Even	1-1	-	1-1
December	3-4	Lost 2	12-8	Trailing/Tied w/ 5:00 left	3-13	Lost 3	11-29	Shooting 50% +	7-3	Won 2	8-3
January	4-3	Won 1	9-10	In Overtime	-	Lost 2	2-2	Shooting < 40%	2-6	Lost 4	8-18
February	4-3	Won 1	11-7	Scoring 100+	-	Won 12	1-0	Opponent Shoots 50% +	0-3	Lost 6	1-6
March / April	2-2	Lost 1	7-5	Scoring 90+	1-1	Won 1	3-1	Opponent Shoots < 40%	11-5	Won 1	27-14
American Tournament	1-1	Lost 1	2-3	Scoring 80+	7-2	Won 5	17-2	Opponent Shoots < 30%	1-0	Won 12	2-0
Postseason (NCAA, NIT, CBI)	-	Lost 1	-	Scoring 70+	13-5	Lost 1	34-8	WSU Outshoots Opponent	16-3	Won 2	35-7
Monday	2-0	Won 10	2-0	Scoring 60+	15-11	Lost 1	45-23	Opponent Outshoots WSU	1-11	Lost 5	13-26
Tuesday	1-2	Won 1	7-3	Scoring < 60	2-4	Lost 3	3-11	Equal Percentages	0-1	-	0-1
Wednesday	0-3	Lost 3	10-5	Scoring < 50	0-2	Lost 9	-	WSU has higher 3pt %	6-3	Won 1	26-8
Thursday	4-5	Won 1	5-9	Opponent Scores 100+	-	Lost 6	-	Opponent has higher 3pt %	10-10	Won 1	20-23
Friday	0-1	Lost 1	3-2	Opponent Scores 90+	0-1	Lost 6	0-1	3pt % Equal	1-1	-	1-1
Saturday	3-4	Won 1	11-10	Opponent Scores 80+	1-6	Lost 3	3-10	WSU attempts more FT	10-6	Won 3	36-13
Sunday	7-0	Won 7	10-5	Opponent Scores 70+	5-10	Lost 2	13-21	Opponent attempts more FT	7-7	Lost 1	12-16
Early (tipoff before Noon)	-	-	-	Opponent Scores 60+	11-10	Lost 1	31-28	FT Attempts Even	0-2	-	-
Afternoon (12-5 p.m.)	11-3	Won 8	-	Opponent Scores < 60	6-2	Won 2	17-3	A Shocker Scores 20+	9-5	Lost 1	25-11
Evening (5-8 p.m.)	6-6	Won 1	-	Opponent Scores < 50	3-0	Won 52	5-0	Scoring < 20 Bench Pts	6-14	Lost 1	16-25
Late (after 8 p.m.)	0-6	Lost 6	-	Opponent Scores < 40	-	-	-	Scoring 30+ Bench Pts	5-1	Won 3	16-2
White Uniforms	8-3	Won 3	23-11	Outrebound Opponent	12-5	Won 6	29-11	Scoring 40+ Bench Pts	2-0	Won 25	6-0
Yellow Uniforms	4-5	Won 2	9-8	Outrebounded	2-10	Lost 5	15-23	Scoring 50+ Bench Pts	-	-	-
Black Uniforms	4-6	Lost 3	13-14	Rebounds Even	3-0	-	1-0	-	-	-	-
MTXE Throwbacks	1-1	Won 1	3-1	-	-	-	-	-	-	-	-



GAME-BY-GAME COMPARISON (WSU listed first in bold, then opponent)

	1st	2nd	OT	2OT	Tot	+/-	FGM-FGA	Pct.	3PM-3PA	Pct.	FTM-FTA	Pct.	Reb	+/-	A	TO	Mar	Blk	Stl	Fouls	Possessions	Pts/Pos.	TO%	OR%	DR%
CENTRAL ARK.	41	38			79	+24	28-64	.438	6-21	.286	17-25	.680	47	+5	10	14	+4	6	6	15	75	1.055	.134	.297	.692
	21	34			55		22-73	.301	4-30	.133	7-9	.778	42		8	10		2	3	19	75	0.731	.186		
ALCORN ST.	31	26			57		22-54	.407	4-24	.167	9-14	.643	32		10	12		2	3	13	63	0.910	.192	.286	.710
	28	38			66	-9	25-55	.455	7-19	.368	9-11	.818	34	-2	11	11	-1	3	7	17	62	1.061	.177		
at Richmond	28	28			56	+3	20-48	.417	4-17	.235	12-18	.667	36	+7	6	13	E	1	8	13	61	0.925	.215	.290	.794
	19	34			53		20-53	.377	8-29	.276	5-7	.714	29		13	13		1	6	17	62	0.850	.209		
vs. Grand Canyon	30	25			55	+12	23-60	.383	6-23	.261	3-4	.750	42	+4	5	12	E	6	6	8	58	0.950	.207	.421	.619
@ HOF Classic (KC)	24	19			43		16-59	.271	4-23	.174	7-9	.778	28		7	12		2	3	7	59	0.725	.202		
vs. San Francisco	23	40			63		23-65	.354	7-21	.333	10-14	.714	43	+5	8	10	+2	3	5	15	67	0.945	.150	.333	.778
@ HOF Classic (KC)	27	40			67	-4	22-56	.393	12-34	.353	11-14	.786	38		16	12		2	6	13	67	1.005	.180		
TARLETON ST.	44	39			83	+12	27-50	.540	5-17	.294	24-29	.828	40	+11	12	12		5	2	14	66	1.262	.182	.417	.667
	32	39			71		25-68	.368	6-18	.333	15-18	.833	29		18	5	-7	0	10	20	67	1.067	.075		
MISSOURI	36	39	9		84		33-61	.541	12-29	.414	6-14	.429	41	+1	19	20		4	3	21	81	1.042	.248	.219	.694
	43	32	13		88	-4	33-78	.423	7-33	.212	15-21	.714	40		14	8	-12	2	16	15	81	1.087	.099		
at Kansas St.	32	18			50		19-49	.388	4-20	.200	8-13	.615	38	+5	5	16		5	5	17	63	0.791	.253	.235	.811
	29	26			55	-5	19-53	.358	4-20	.200	13-21	.619	33		13	8	-8	4	8	14	64	0.860	.125		
LONGWOOD	43	38			81	+18	29-60	.483	13-31	.419	10-12	.833	35	E	16	10	+1	4	6	11	69	1.179	.146	.241	.683
	29	34			63		23-64	.359	9-24	.375	8-13	.615	35		11	11		0	5	8	68	0.924	.161		
MISS. VALLEY ST.	38	33			71	+23	26-70	.371	13-36	.361	6-11	.545	34		15	3	+20	5	13	17	70	1.011	.043	.195	.788
	20	28			48		17-48	.354	4-10	.400	10-19	.526	40	-6	8	23		6	2	10	73	0.657	.315		
vs. Oklahoma St.	26	23			49		19-52	.365	1-21	.048	10-15	.667	27		4	11	+3	3	6	13	65	0.752	.169	.152	.759
@ INTRUST Bank Arena	32	27			59	-10	19-48	.396	9-23	.391	12-15	.800	35	-8	14	14		4	6	13	62	0.950	.225		
TEXAS SOUTHERN	32	33			65	+9	25-56	.446	2-14	.143	13-18	.722	42	+2	13	14		4	5	15	71	0.921	.198	.242	.694
	22	34			56		22-68	.324	4-17	.235	8-14	.571	40		7	11	-3	2	8	18	71	0.793	.156		
at UCF *	23	22			45		14-40	.350	7-20	.350	10-13	.769	27		9	15		0	5	14	54	0.831	.277	.259	.588
	26	26			52	-7	19-53	.358	5-22	.227	9-10	.900	34	-7	14	9	-6	5	8	11	53	0.986	.171		
EAST CAROLINA *	35	40			79		27-63	.429	9-24	.375	6-10	.600	30		12	11		6	5	20	66	1.049	.167	.371	.607
	39	34			69	-10	25-56	.446	10-25	.400	19-22	.864	33	-3	15	9	-2	3	7	9	64	1.226	.140		
CINCINNATI *	22	39			61		22-67	.328	6-22	.273	11-17	.647	32		4	2	+11	5	9	7	64	0.952	.031	.283	.655
	39	31			70	-9	27-66	.409	13-29	.448	3-3	1.000	43	-11	18	13		4	1	16	70	0.994	.185		
at South Florida *	28	42			70	+4	26-65	.400	7-18	.389	11-17	.647	37		16	11	+2	2	6	12	73	0.958	.151	.275	.591
	34	32			66		25-67	.373	4-23	.174	12-18	.667	47	-10	14	13		5	5	18	71	0.936	.184		
TULSA *	29	46			73	+4	24-53	.453	2-17	.118	23-26	.885	30	E	14	12	+4	7	11	11	69	1.053	.173	.267	.733
	43	28			69		27-58	.466	10-22	.455	5-8	.625	30		11	16		2	5	18	70	0.989	.229		
at Memphis *	30	48			78		25-56	.446	9-24	.375	19-24	.792	27		12	13		5	5	20	70	1.108	.185	.313	.607
	36	52			88	-10	30-56	.536	11-21	.524	17-23	.739	33	-6	17	12	-1	7	8	18	68	1.296	.177		
at SMU *	25	46			71	+2	22-49	.449	3-14	.214	24-32	.750	35	E	15	16	E	7	7	22	73	0.970	.219	.233	.700
	29	40			69		23-60	.383	7-24	.292	16-24	.667	35		16	16		4	8	21	75	0.915	.212		
TULANE *	48	26	16		90		32-72	.444	14-38	.368	12-16	.750	46	+13	21	14		4	4	17	80	1.131	.176	.333	.865
	35	39	21		95	-5	34-67	.507	9-25	.360	18-25	.720	33		18	8	-6	2	9	13	82	1.160	.098		
at East Carolina *	49	36			85	+13	29-57	.509	5-14	.357	22-27	.815	38	+5	16	12	+1	4	6	15	73	1.167	.165	.310	.690
	28	44			72		25-67	.373	11-35	.314	11-12	.917	33		13	13		4	8	22	73	0.990	.179		
HOUSTON *	29	32			61		21-54	.389	3-20	.150	16-23	.696	37	+5	8	12		1	3	14	62	0.985	.194	.395	.710
	30	40			70	-9	25-56	.446	7-20	.350	13-15	.867	32		14	6	-6	3	8	18	60	1.164	.100		
at Tulsa *	45	41			86	+11	35-68	.515	7-23	.304	9-15	.600	43	+11	20	10	+3	2	7	14	74	1.160	.135	.289	.865
	26	49			75		25-59	.424	12-30	.400	13-21	.619	32		11	13		3	4	16	77	0.974	.169		
UCF *	30	42			72	+5	24																		



2022-23 REVIEW

MISCELLANEOUS

Result	Opponent	Opening Tipoff		Opening Run		1st WSU...		1st Opponent...		First WSU Sub Time -- Player(s)	WSU Timeouts		WSU Dunks	
		Player	Result	By	Score	Points	FG	Points	FG		#	First Called	#	Players
W	CENTRAL ARK.	Pohto	W	WSU	11-0	19:47	"	16:53	"	14:46 -- Abidde, Pierre, Ricks, Rojas, Scott	2	16:32 2h	2	Ballard, Pierre
L	ALCORN ST.	Pohto	L	Opponent	0-3	19:07	"	19:29	"	14:56 -- Pierre, Rojas	4	12:14 1h	5	Abidde, Pierre, Pohto, Porter, Walton
W	at Richmond	Pohto	L	WSU	2-0	18:34	"	18:18	"	13:16 -- Ballard	2	12:20 2h	2	Ballard, Rojas
W	vs. Grand Canyon	Pohto	L	Opponent	0-3	17:47	"	19:15	"	14:02 -- Bell, PB-Chandler	2	14:45 1h	0	-
L	vs. San Francisco	Pohto	L	WSU	2-0	19:19	"	19:12	"	16:01 -- Bell, PB-Chandler	4	16:01 1h	2	Walton (2)
W	TARLETON ST.	Pohto	L	Opponent	0-2	19:06	"	19:57	"	15:06 -- Okafor	2	13:56 1h^	2	Okafor (2)
otL	MISSOURI	Pohto/Walton	L/L	Opponent	0-5	18:31	"	19:07	"	15:59 -- Okafor	4	12:10 2h	3	Ballard, Okafor, Walton
L	at Kansas St.	Walton	L	Opponent	0-6	17:58	"	19:41	18:56	17:20 -- Ballard	4	18:42 1h^	3	Porter (2), Rojas
L	LONGWOOD	Pohto	L	Opponent	0-2	18:43	"	19:45	18:05	15:26 -- Ballard, Scott	1	10:59 1h	2	Walton (2)
W	MISS. VALLEY ST.	Walton	W	WSU	8-0	19:24	18:37	16:24	15:12	16:22 -- Ballard	0	-	2	Porter, Walton
L	vs. Oklahoma St.	Pohto	W	Opponent	0-10	16:04	14:32	19:40	18:47	13:11 -- Rojas	2	17:34 1h	0	-
W	TEXAS SOUTHERN	Pohto	L	WSU	2-0	18:04	"	16:10	"	16:48 -- Pierre	3	1:39 1h	4	Pierre (3), Pohto
L	at UCF *	Pohto	L	Opponent	0-4	18:13	"	17:23	"	12:03 -- Pierre	4	0:35 1h	1	Rojas
L	EAST CAROLINA *	Pohto	L	WSU	6-0	19:15	"	17:47	"	16:25 -- Bell	3	14:12 1h^	5	Pohto (2), Walton (2), Pierre
L	CINCINNATI *	Pohto	L	WSU	2-0	19:31	"	18:10	"	12:09 -- Okafor, PB-Chandler	2	12:09 1h	0	-
W	at South Florida *	Pohto	L	Opponent	0-2	18:12	"	19:35	"	15:58 -- PB-Chandler	4	4:56 1h	0	-
W	TULSA *	Pohto	L	Opponent	0-5	18:01	"	19:33	"	19:39 -- Flanagan	3	10:05 1h	2	Walton (2)
L	at Memphis *	Pohto	L	Opponent	0-5	17:09	16:16	18:08	17:38	12:02 -- Bell, Abidde	2	6:52 1h	0	-
W	at SMU *	Pohto	L	WSU	8-0	19:27	"	15:06	12:59	15:06 -- PB-Chandler, Scott	4	1:29 1h	3	Porter, Rojas, Walton
otL	TULANE *	Pohto	W/L	WSU	5-0	19:30	"	18:09	"	16:15 -- PB-Chandler	3	16:27 2h	0	-
W	at East Carolina *	Pohto	W	WSU	4-0	19:44	"	18:47	"	13:16 -- Scott	1	0:55 2h	3	Pohto, Rojas, Walton
L	HOUSTON *	Pohto	L	Opponent	0-2	19:04	"	19:21	"	13:01 -- PB-Chandler	3	11:19 1h	2	Rojas, Walton
W	at Tulsa *	Pohto	L	WSU	5-0	19:18	"	18:26	"	13:35 -- Bell, PB-Chandler	2	6:57 1h	3	Abidde, Pierre, Walton
L	UCF *	Pohto	L	Opponent	0-3	18:39	"	19:11	"	14:08 -- Bell	4	0:01 1h	5	Walton (3), Pierre (2)
2ot W	SMU *	Pohto(2x)/Abidde	L/L/L	Opponent	0-2	19:28	"	19:46	"	13:20 -- Scott, PB-Chandler	6	1:02 1h	0	-
W	at Temple *	Pohto	L	Opponent	0-3	19:09	"	19:43	"	15:42 -- Pierre	2	9:59 1h	1	Rojas
L	MEMPHIS *	Pohto	L	Opponent	0-3	19:17	"	19:33	"	15:19 -- Pierre, PB-Chandler	4	7:16 1h	1	Porter
W	at Tulane *	Pohto	W	WSU	3-0	19:06	"	18:43	"	12:55 -- Bell	3	2:17 1h^	1	Porter
L	at Houston *	Pohto	L	Opponent	0-2	19:09	"	19:36	"	12:29 -- Okafor, PB-Chandler	3	1:03 1h	2	Pierre, Porter
W	SOUTH FLORIDA *	IPBC	W	WSU	4-0	19:34	"	18:42	"	16:20 -- Bell, Pohto	1	1:01 2h	3	Okafor (2), Rojas
W	vs. Tulsa	Pohto	L	WSU	10-0	18:11	"	14:21	"	15:03 -- PB-Chandler, Walton	2	9:12 1h	1	Rojas
L	vs. Tulane	Pohto	L	WSU	2-0	19:14	"	18:56	"	14:50 -- Bell	4	12:31 1h	0	-

LARGEST LEADS & DEFICITS

Largest...	#	----- ALL GAMES -----			#	---- AMERICAN REGULAR SEASON ----		
		Opponent	Date	Opponent		Date		
Halftime Lead	21	49-28	at East Carolina	1/29/2023	21	49-28	at East Carolina	1/29/2023
Halftime Lead Surrendered	13	48-35	TULANE	1/25/2023	13	48-35	TULANE	1/25/2023
Halftime Lead Surrendered in Loss	13	48-35	TULANE	1/25/2023	13	48-35	TULANE	1/25/2023
Halftime Deficit	17	22-39	CINCINNATI	1/5/2023	17	22-39	CINCINNATI	1/5/2023
Halftime Deficit Overcome (tied or took lead)	14	27-41	TULSA	1/14/2023	14	27-41	TULSA	1/14/2023
Halftime Deficit Overcome for Victory	14	27-41	TULSA	1/14/2023	14	27-41	TULSA	1/14/2023
Lead	28		CENTRAL ARK.	11/7/2022	27	7:27 2h	at East Carolina	1/29/2023
Lead Surrendered	18	4:05 1h	TULANE	1/25/2023	18	4:05 1h	TULANE	1/25/2023
Lead Surrendered in Loss	18	4:05 1h	TULANE	1/25/2023	18	4:05 1h	TULANE	1/25/2023
Deficit	22	17:44 2h	CINCINNATI	1/5/2023	22	17:44 2h	CINCINNATI	1/5/2023
Deficit Overcome (tied or took lead)	16	18:26 2h	TULSA	1/14/2023	16	18:26 2h	TULSA	1/14/2023
Deficit Overcome in Victory	16	18:26 2h	TULSA	1/14/2023	16	18:26 2h	TULSA	1/14/2023
2nd Half Deficit Overcome (tied or took the lead)	16	18:26 2h	TULSA	1/14/2023	16	18:26 2h	TULSA	1/14/2023
2nd Half Deficit Overcome in Victory	16	18:26 2h	TULSA	1/14/2023	16	18:26 2h	TULSA	1/14/2023
2nd Half Lead Surrendered	13	3:56 2h	at SMU	1/22/2023	13	3:56 2h	at SMU	1/22/2023
2nd Half Lead Surrendered in Loss	13	20:00 2h	TULANE	1/25/2023	13	20:00 2h	TULANE	1/25/2023
Margin of Victory	24		CENTRAL ARK.	11/7/2022	20	69-49	SOUTH FLORIDA	3/5/2023
Margin of Defeat	17	66-83	at Houston	3/2/2023	17	66-83	at Houston	3/2/2023



2022-23 REVIEW

2022-23 HIGHS / LOWS

* = Tied school record ** = School record

		WICHITA STATE		OPPONENT	
Points, 1st Half	High	49	at East Carolina (1/29/2023)	43	MISSOURI (11/29/2022)
	Low	22	CINCINNATI (1/5/2023)	19	at Richmond (11/17/2022)
Points, 2nd Half	High	51	vs. Tulsa (3/9/2023)	52	at Memphis (1/19/2023)
	Low	18	at Kansas St. (12/3/2022)	16	SOUTH FLORIDA (3/5/2023)
Total Points	High	91	SMU (2/12/2023) in 2OT	95	TULANE (1/25/2023) in OT
	Low	45	at UCF (12/28/2022)	43	2x, Last: vs. Grand Canyon (11/21/2022)
FG Made	High	35	2x, Last: SMU (2/12/2023) in 2OT	37	SMU (2/12/2023) in 2OT
	Low	14	at UCF (12/28/2022)	16	vs. Grand Canyon (11/21/2022)
FG Attempted	High	72	TULANE (1/25/2023) in OT	79	SMU (2/12/2023) in 2OT
	Low	37	at Houston (3/2/2023)	48	2x, Last: vs. Oklahoma St.
FG Percentage	High	.649 (24-37)	at Houston (3/2/2023)	.547 (29-53)	MEMPHIS (2/23/2023)
	Low	.350 (14-40)	at UCF (12/28/2022)	.271 (4-23)	vs. Grand Canyon (11/21/2022)
3-Pt. FG Made	High	14	TULANE (1/25/2023) in OT	15	at Tulane (2/26/2023)
	Low	1	vs. Oklahoma St. (12/17/2022)	4	6x, Last: at South Florida (1/8/2023)
3-Pt. FG Attempts	High	38	TULANE (1/25/2023) in OT	35	at East Carolina (1/29/2023)
	Low	12	at Houston (3/2/2023)	10	MISSISSIPPI VALLEY ST. (12/13/2022)
3-Pt. FG Pct.	High	.500 (6-12)	at Houston (3/2/2023)	.524 (11-21)	at Memphis (1/19/2023)
	Low	.048 (1-21)	vs. Oklahoma St. (12/17/2022)	.133 (4-30)	CENTRAL ARK. (11/7/2022)
FT Made	High	24	2x, Last: at SMU (1/22/2023)	20	at Houston (3/2/2023)
	Low	3	vs. Grand Canyon (11/21/2022)	3	CINCINNATI (1/5/2023)
FT Attempted	High	32	at SMU (1/22/2023)	25	TULANE (1/25/2023) in OT
	Low	4	vs. GCU (11/21/2022)	3	CINCINNATI (1/5/2023)
FT Percentage	High	.885 (23-26)	TULSA (1/14/2023)	1.000 (3-3)	CINCINNATI (1/5/2023)
	Low	.429 (6-14)	MIZZOU (11/29/2022) in OT	.500 (6-12)	SOUTH FLORIDA (3/5/2023)
Offensive Rebounds	High	16	vs. Grand Canyon (11/21/2022)	16	2x, Last: vs. Grand Canyon (11/21/2022)
	Low	3	at Houston (3/2/2023)	4	5x, Last: at Tulane (2/26/2023)
Total Rebounds	High	47	CENTRAL ARKANSAS (11/7/2022)	47	at South Florida (1/8/2023)
	Low	23	at Houston (3/2/2023)	25	at Tulane (2/26/2023)
Rebound Margin	High	+16 (42-26)	at Temple (2/16/2023)	11 (43-32)	CINCINNATI (1/5/2023)
	Low	-11 (32-43)	CINCINNATI (1/5/2023)	-16 (26-42)	at Temple (2/16/2023)
Assists	High	24	vs. Tulsa (3/9/2023)	21	at Tulane (2/26/2023)
	Low	4	2x, Last: CINCINNATI (1/5/2023)	7	2x, Last: vs. Grand Canyon (11/21/2022)
Blocked Shots	High	8	2x, Last: SOUTH FLORIDA (3/5/2023)	7	at Memphis (1/19/2023)
	Low	0	2x, Last: at Houston (3/2/2023)	0	2x, Last: LONGWOOD (12/10/2022)
Steals	High	13	MISSISSIPPI VALLEY ST. (12/13/2022)	16	MIZZOU (11/29/2022) in OT
	Low	2	TARLETON ST. (11/26/2022)	1	CINCINNATI (1/5/2023)
Turnovers Forced	High	23	2x, Last: MISSISSIPPI VALLEY ST. (12/13/2022)	25	SMU (2/12/2023) in 2OT
	Low	5	TARLETON ST. (11/26/2022)	2	CINCINNATI (1/5/2023)
Personal Fouls	High	23	SMU (2/12/2023) in 2OT	22	at East Carolina (1/29/2023)
	Low	7	CINCINNATI (1/5/2023)	7	vs. Grand Canyon (11/21/2022)

INDIVIDUAL HIGHS & LOWS

	WICHITA STATE		OPPONENT	
Points	28	Kenny Pohto -- SMU (2/12/23) in 2OT	30	Jalen Cook -- at Tulane (2/26/23)
	28	Jaron Pierre Jr. -- at Tulane (2/26/23)	29	DeAndre Williams -- at Memphis (1/19/23)
	27	Gus Okafor -- TARLETON ST. (11/26/22)	26	Zhuric Phelps -- SMU (2/12/23) in 2OT
FG Made	13	Kenny Pohto -- SMU (2/12/23) in 2OT	11	2x, Last: Jalen Cook -- at Tulane (2/26/23)
FG Attempted	20	Craig Porter Jr. -- vs. San Francisco (11/22/22)	21	Jalen Cook -- at Tulane (2/26/23)
FG Percentage (min. 5 FGM)	7-8, .875	James Rojas (2x), Last: MEMPHIS (2/23/23)	5-5, 1.000	Lue Williams -- TARLETON ST. (11/26/22)
3-Pt. FG Made	5	6x, Last: Jaron Pierre Jr. -- at Tulane (2/26/23)	8	Jalen Cook -- at Tulane (2/26/23)
3-Pt. FG Attempted	12	Jaron Pierre Jr. (2x), Last: at Tulane (2/26/23)	15	Jalen Cook -- at Tulane (2/26/23)
3-Pt. Percentage (min. 4 FGM)	.714 (5-7)	2x, Last: Jaykwon Walton -- at Temple (2/16/23)	5-5, 1.000	Josh Kunen -- vs. San Francisco (11/22/22)
FT Made	11	James Rojas -- at East Carolina (1/29/23)	10	DeAndre Williams -- at Memphis (1/19/23)
FT Attempted	14	James Rojas -- at East Carolina (1/29/23)	11	2x, Last: Marcus Sasser -- at Houston (3/2/23)
FT Percentage (min. 5 FTM)	7-7, 1.000	2x, Last: Jaykwon Walton -- TULSA (1/14/23)	6-6, 1.000	4x, Last: Jalen Cook -- TULANE (1/25/23) in OT
Rebounds	12	Kenny Pohto -- HOUSTON (2/2/23)	15	DeAndre Williams -- at Memphis (1/19/23)
Assists	11	Craig Porter Jr. -- vs. Tulsa (3/9/23)	7	6x, Last: Brandon Betson -- vs. Tulsa (3/9/23)
Blocked Shots	5	3x, Last: Craig Porter Jr. -- SOUTH FLORIDA (3/5/23)	6	Sion James -- vs. Tulane (3/10/23)
Steals	5	3x, Last: Craig Porter Jr. -- MEMPHIS (2/23/23)	7	2x, Last: Zhuric Phelps -- SMU (2/12/23) in 2OT
Minutes	47:08	Craig Porter Jr. -- SMU (2/12/23) in 2OT	46:25	Zach Nutall -- SMU (2/12/23) in 2OT



2022-23 REVIEW

01 | CENTRAL ARKANSAS

Nov. 7, 2022 | Wichita, Kan. / Charles Koch Arena

Central Ark.	21	34	-	55
Wichita St.	41	38	-	79

- » **Craig Porter Jr.** scored 16 of his career-high 22 points in the first half, and new-look Wichita State opened its new season with a 79-55 win over Central Arkansas.
- » 10 of the 12 players that checked in for WSU (1-0) did so for the first time in a Shocker uniform, breaking the school record for most debuts. The old mark of nine was set during the 1979 and 2018 openers.
- » Porter – one of just two holdovers from last year's active roster – looked like an entirely different player, as well, hunting shots and more-often-than-not sinking them. He finished 9-of-11 from the field and added four assists and three steals.
- » The Shockers scored the game's first 11 points and mounted another 20-2 run just before halftime to pull away. They led by as many as 28 down the stretch.
- » **Quincy Ballard** scored 10 of the Shockers' 38 bench points on 4-of-5 shooting and blocked a pair of shots.
- » **Camren Hunter** and **Johannes Kirisipuu** scored 13–each for UCA, which made just 4-of-30 threes and finished the night at 30.1% from the field.
- » WSU shot 43.8%, sinking 6-of-21 threes. The Shockers outscored the visitors 17-7 at the foul line and won the turnover (10-14) and rebounding battles (47-42).
- » WSU has won 28 of the last 30 openers, including all three under **Isaac Brown**.

CENTRAL ARKANSAS (0-1)

#	Player	Pts	fg	3pt	ft	or	tr	pf	a	to	blk	s	min
05	OLWOKERE, Masai	* 12	6-16	0-5	0-0	4	9	2	0	1	0	1	31
10	KLINTMAN, Ibbe	* 5	2-6	1-3	0-0	3	9	1	1	2	0	1	33
13	KAYOULOU, Eddy	* 6	3-12	0-2	0-0	3	5	3	1	0	0	0	26
14	COOPER, Collin	* 0	0-6	0-5	0-0	1	1	5	1	0	0	0	17
23	HUNTER, Camren	* 13	5-16	1-6	2-4	0	2	0	1	2	0	1	35
02	MCDANIEL, Lewis	* 0	0-0	0-0	0-0	0	0	1	0	1	0	0	3
03	REEVES, VJ	2	0-4	0-3	2-2	0	2	2	1	1	1	0	19
20	SIMMONS, Brendan	0	0-1	0-1	0-0	0	0	0	0	0	0	0	2
21	MUNSON, Jonas	0	0-0	0-0	0-0	0	0	0	0	0	0	0	1
22	KIRISIPUU, Johannes	13	4-9	2-5	3-3	0	3	2	1	4	0	0	17
25	CATO, Elias	2	1-2	0-0	0-0	1	2	2	1	2	1	0	11
32	BOUNDS, Churchill	2	1-1	0-0	0-0	0	1	1	1	1	0	0	5
TEAM			4	8	0	0	0	0	0	0	0	0	0
TOTALS		55	22-73	4-30	7-9	16	42	19	8	14	2	3	200
FG		30.1%	3FG	13.3%	FT	77.8%	Deadball Rebounds: 1,1						
1st Half		8-31	26%	1-13	08%	4-6	67%	Last FG: 2nd-00:47					
2nd Half		14-42	33%	3-17	18%	3-3	100%	Biggest Run: 6-0					
Game		22-73	30.1%	4-30	13.3%	7-9	77.8%	Largest Lead: n/a					
								Technical Fouls: None.					

WICHITA STATE (1-0)

#	Player	Pts	fg	3pt	ft	or	tr	pf	a	to	blk	s	min
01	BELL, Xavier	* 2	0-4	0-2	2-2	0	0	1	1	0	0	1	15
03	PORTER JR., Craig	* 22	9-11	2-3	2-3	0	4	1	4	2	1	3	20
10	WALTON, Jaykwon	* 9	3-7	1-1	2-2	0	5	0	0	0	1	1	19
11	POHTO, Kenny	* 3	1-5	1-2	0-0	1	5	1	1	1	1	0	14
23	OKAFOR, Gus	* 5	2-4	1-2	0-0	1	4	2	1	2	0	0	23
02	RICKS, Jalen	4	1-2	0-0	2-4	1	2	2	0	0	0	0	21
05	PIERRE JR., Jaron	6	3-10	0-5	0-0	0	7	0	1	0	0	0	22
12	FLANAGAN, Melvion	2	0-0	0-0	2-2	0	1	0	0	1	0	0	3
15	BALLARD, Quincy	10	4-5	0-0	2-6	2	5	0	0	1	2	0	13
22	SCOTT, Shammah	3	0-5	0-1	3-4	1	2	1	1	1	0	0	17
24	ABIDDE, Isaac	4	2-3	0-1	0-0	2	3	4	0	1	0	0	14
33	ROJAS, James	9	3-8	1-4	2-2	1	5	3	1	1	1	1	19
TEAM			2	4	0	0	0	0	0	0	0	0	0
TOTALS		79	28-64	6-21	17-25	11	47	15	10	10	6	6	200
FG		43.8%	3FG	28.6%	FT	68.0%	Deadball Rebounds: 6,0						
1st Half		14-30	47%	3-8	38%	10-13	77%	Last FG: 2nd-00:27					
2nd Half		14-34	41%	3-13	23%	7-12	58%	Biggest Run: 13-0					
Game		28-64	43.8%	6-21	28.6%	17-25	68.0%	Largest Lead: 6, 2nd-05:23					
								Technical Fouls: None.					

Officials: Glenn Tuitt, Tim Fitzgerald, Raymond Tate III Attendance: 6,954
Start Time: 07:02 PM CT Game Duration: 1:58
UCA led for 0:00. WSU led for 39:46. Game was tied for 0:13. Times tied: 0 Lead Changes: 0

Points From	2nd Chance	Bench	Fast Break	Paint	Off Turnovers
UCA	13	19	15	24	12
WSU	14	38	10	42	22

02 | ALCORN STATE

Nov. 12, 2022 | Wichita, Kan. / Charles Koch Arena

Alcorn St.	28	38	-	66
Wichita St.	31	26	-	57

- » Former Shocker **Trevin Wade** scored a game-high 14 points to lead Alcorn State to a stunning upset.
- » It was just the third home November setback for the Shockers in the 20 seasons since Charles Koch Arena's renovation. They're 50-3 in that span.
- » **Kenny Pohto** scored 13 points for the Shockers, who converted 18-of-30 from inside the arc but too often settled for long jumpers against an undersized opponent. WSU made threes on each of its first two possessions but went 2-of-20 the rest of the day.
- » **Dominic Brewton** and **Keondre Montgomery** added 13 and 11 respectively for Alcorn, which returned most of the core from its 2022 SWAC championship squad. The Braves shot 54% in the second half and 45.5% for the game to avenge last December's 19-point loss to the Shockers.
- » Alcorn jumped to a 16-6 lead after making four of its first five three-point attempts.
- » Pohto scored nine of his points during a 14-0 Shocker run, and WSU led 31-28 at the half.
- » A six-and-a-half minute Shocker scoring drought midway through the second half turned the game in Alcorn's favor. The Braves used an 11-0 run to retake the lead and maintained it the rest of the way.

ALCORN STATE (1-1)

#	Player	Pts	fg	3pt	ft	or	tr	pf	a	to	blk	s	min
02	JOSHUA, Byron	* 7	3-8	1-4	0-0	2	4	2	2	1	0	1	30
03	WADE, Trevin	* 14	5-9	2-3	2-2	0	0	0	1	1	0	2	30
11	WALKER, Oddyst	* 5	2-5	1-3	0-0	1	2	2	0	0	1	1	20
13	KENDALL, Jeremiah	* 5	2-6	0-0	1-2	3	5	4	1	0	1	0	22
23	BREWTON, Dominic	* 13	6-11	1-3	0-0	0	2	2	1	4	0	1	24
01	MCQUARTER, Dontrell	4	1-4	0-0	2-2	2	6	2	3	0	1	0	23
04	CARTER, Devin	0	0-1	0-1	0-0	0	1	0	0	1	0	0	2
05	MONTGOMERY, Keondre	11	3-6	1-3	4-5	1	7	0	1	1	0	1	23
10	PAJEAUD, Mike	0	0-0	0-0	0-0	0	0	1	0	0	0	0	3
12	THORN, Dakedran	3	1-3	1-2	0-0	0	2	2	1	0	0	0	12
15	ANDERSON, Willie	0	0-0	0-0	0-0	0	0	0	0	0	0	0	2
20	JORDAN, Darryl	0	0-0	0-0	0-0	0	0	0	0	0	0	0	2
42	WALKER, Shaun	4	2-2	0-0	0-0	0	0	1	0	0	0	1	7
TEAM			0	5	0	3							
TOTALS		66	25-55	7-19	9-11	9	34	17	10	11	3	7	200
FG		45.5%	3FG	36.8%	FT	81.8%	Deadball Rebounds: 1,0						
1st Half		11-29	38%	4-10	40%	2-2	100%	Last FG: 2nd-00:40					
2nd Half		14-26	54%	3-9	33%	7-9	78%	Biggest Run: 11-0					
Game		25-55	45.5%	7-19	36.8%	9-11	81.8%	Largest Lead: By 10, 1st-11:23					
								Technical Fouls: None.					

WICHITA STATE (1-1)

#	Player	Pts	fg	3pt	ft	or	tr	pf	a	to	blk	s	min
01	BELL, Xavier	* 2	1-7	0-5	0-0	2	5	0	1	1	1	0	21
03	PORTER JR., Craig	* 9	4-11	1-4	0-0	2	9	1	3	5	0	0	37
10	WALTON, Jaykwon	* 12	4-10	1-5	3-5	1	3	3	3	0	0	2	34
11	POHTO, Kenny	* 13	5-9	0-2	3-3	2	4	1	2	1	0	0	28
23	OKAFOR, Gus	* 6	2-6	2-5	0-2	0	2	1	1	1	0	0	23
02	RICKS, Jalen	0	0-0	0-0	0-0	0	0	2	0	0	0	0	6
05	PIERRE JR., Jaron	9	3-4	0-1	3-4	0	1	2	0	0	0	1	19
15	BALLARD, Quincy	0	0-0	0-0	0-0	0	0	0	0	0	1	0	4
22	SCOTT, Shammah	0	0-0	0-0	0-0	0	0	1	0	1	0	0	3
24	ABIDDE, Isaac	2	1-2	0-1	0-0	1	1	0	0	0	0	0	5
33	ROJAS, James	4	2-5	0-1	0-0	2	5	2	0	1	0	0	20
TEAM			0	2	0	0	0	0	0	0	0	0	0
TOTALS		57	22-54	4-24	9-14	10	32	13	10	12	2	3	200
FG		40.7%	3FG	16.7%	FT	64.3%	Deadball Rebounds: 2,0						
1st Half		12-29	41%	2-12	17%	5-6	83%	Last FG: 2nd-00:24					
2nd Half		10-25	40%	2-12	17%	4-8	50%	Biggest Run: 14-0					
Game		22-54	40.7%	4-24	16.7%	9-14	64.3%	Largest Lead: 6, 2nd-18:05					
								Technical Fouls: None.					

Officials: Rob Rorker, Chuck Jones, Hunter Allen Attendance: 8,515
Start Time: 3:02 PM CT Game Duration: 1:55 ALC led for 23:59. WSU led for 12:56.
Game was tied for 2:58. Times tied: 3 Lead Changes: 4

Points From	2nd Chance	Bench	Fast Break	Paint	Off Turnovers
ALCORN	5	22	4	26	11
WSU	12	15	3	32	8

03 | at RICHMOND

Nov. 17, 2022 | Richmond, Va. / Robins Center

Wichita St.	28	28	-	56
Richmond	19	34	-	53

- » A new-look roster delivered a vintage Wichita State road performance.
- » Helped by a stout defensive effort and **Jaykwon Walton's** career-high 20 points, the Shockers notched their eighth consecutive non-conference road victory.
- » Richmond, which had won 18 of its last 19 non-conference home games, shot just 38% from the field against a mixture of man-to-man and zone defense.
- » The Shockers used an early 10-0 run to take control and led 28-19 at halftime.
- » Richmond got its offense on track midway through the second half, sinking six straight shots. **Isaiah Bigelow** (16 points, 11 rebounds) capped a 10-0 run with a dunk and three-pointer to give the hosts a 45-39 lead with 9:35 to play.
- » Playing with four fouls and a split lip, **Craig Porter Jr.** rallied the Shockers with consecutive baskets to spark a 12-2 counterstrike. He finished with 11 points, nine rebounds and five steals.
- » Walton went 6-of-13 from the field and converted 6-of-8 free throws while playing all but two minutes.
- » **James Rojas** made his first start as a Shocker and matched his Alabama career scoring high with 15 points to go with six rebounds.
- » **Jaron Pierre Jr.** also moved into the starting lineup and logged over 37 minutes.
- » WSU shot 41.7% and won the rebounding battle, 36-29
- » This was the first-ever meeting between the programs. Richmond makes a return trip to Wichita in 2023.

WICHITA STATE (2-1)

#	Player	Pts	fg	3pt	ft	or	tr	pf	a	to	blk	s	min
10	WALTON, Jaykwon	* 20	6-13	2-4	6-8	1	2	1	1	2	0	2	38
33	ROJAS, James	* 15	5-7	1-1	4-5	1	6	2	1	2	0	1	34
03	PORTER JR., Craig	* 11	5-9	1-3	0-0	2	9	4	3	4	1	5	32
05	PIERRE JR., Jaron	* 4	2-8	0-2	0-2	1	5	2	0	0	0	0	37
11	POHTO, Kenny	* 0	0-6	0-5	0-1	1	6	3	1	2	0	0	26
44	PB-CHANDLER, Isaiah	4	1-2	0-0	2-1	2	2	0	0	0	0	0	8
15	BALLARD, Quincy	2	1-1	0-0	0-0	1	1	1	0	1	0	0	6
22	SCOTT, Shammah	0	0-0	0-0	0-0	0	0	0	0	0	0	0	9
23	OKAFOR, Gus	0	0-0	0-0	0-0	1	4	0	0	1	0	0	6
01	BELL, Xavier	0	0-2	0-2	0-0	0	0	0	0	0	0	0	4
TEAM			0	1	0	1							
TOTALS		56	20-48	4-17	12-18	9	36	13	6	13	1	8	200
FG		41.7%	3FG	23.5%	FT	66.7%	Deadball Rebounds: 3,0						
1st Half		11-24	46%	3-7	43%	3-4	75%	Last FG: 2nd-04:45					
2nd Half		9-24	38%	1-10	10%	9-14	64%	Biggest Run: 10-0					
Game		20-48	41.7%	4-17	23.5%	12-18	66.7%	Largest Lead: By 11, 1st-03:58					
								Technical Fouls: None.					



2022-23 REVIEW

04 | vs. GRAND CANYON | H.O.F CLASSIC SEMIFINAL

Nov. 21, 2022 | Kansas City, Mo. / T-Mobile Center

Grand Canyon.....	24	19	-	43
Wichita St.....	30	25	-	55

- » WSU put the defensive clamps on WAC preseason favorite GCU in a Hall of Fame Classic semifinal matchup.
- » **Craig Porter Jr.** and **Xavier Bell** scored 14 points each and **Jaykwon Walton** added 10 for WSU, which held GCU to 27% from the field – lowest by a Division I Shocker opponent in nearly six years.
- » **Noah Baumann** supplied 10 points for GCU, which trailed 36-32 at the 14:55-mark but missed 14-consecutive shots during a nine-minute scoring drought.
- » Fueled by eight points from Bell, WSU capitalized with a 12-0 run. His three-point play made it a 48-32 ballgame with 7:20 to play.
- » Porter – who blocked a career-high four shots and claimed his first double-double of the season with 10 rebounds – hit a contested three ahead of the shot clock buzzer to give WSU its largest lead of the day, 55-36, with 3:33 remaining.
- » WSU held GCU under 30% in both halves – something it's done just nine other times in the shot clock era.
- » This was the first-ever meeting between the programs.
- » GCU's 43 points matched the Isaac Brown Era low, set in an 81-43 win over Division II Newman on Dec. 30, 2020.
- » This was the first-ever meeting between the programs.
- » The 1 hour, 41 minute run time tied for the shortest WSU game in the four seasons that the NCAA has tracked duration (Mar. 1, 2020 at SMU).

GRAND CANYON (3-2)

#	Player	Pts	fg	3pt	ft	or	tr	pf	a	to	blk	s	min
00	HARRISON, Ray	* 5	2-12	0-5	1-1	0	1	0	5	0	0	0	32
10	BLACKSHER JR., Jovan	* 6	2-12	0-3	2-4	1	3	2	1	3	0	0	31
22	BAKER, Josh	* 7	3-7	1-4	0-0	0	4	1	0	3	0	0	24
24	OUEDRAOGO, Yvan	* 0	0-1	0-0	0-0	0	4	1	0	1	0	1	20
30	MCGLOTHAN, Gabe	* 6	3-9	0-3	0-0	4	8	2	1	1	0	1	30
02	MCMILLIAN, Chance	* 0	0-2	0-1	0-0	0	3	0	0	2	0	1	17
03	KNOX, Kobe	* 0	0-2	0-1	0-0	0	0	0	0	0	0	0	7
13	IGIEHON, Aidan	* 6	1-6	0-0	4-4	5	7	1	0	0	0	0	9
20	BAUMANN, Noah	* 10	4-7	2-5	0-0	0	1	0	0	1	2	0	21
21	LANDERS, Logan	* 0	0-0	0-0	0-0	0	0	0	0	0	0	0	3
33	SHAW, Isaiah	* 3	1-1	1-1	0-0	0	0	0	0	0	0	0	2
55	ELLIS, Walter	* 0	0-0	0-0	0-0	0	0	0	0	0	0	0	4
TEAM TOTALS		43	16-59	4-23	7-9	16	38	7	17	12	2	3	200

FG	FG%	3FG	3FG%	FT	FT%	Deadball Rebounds: 2,0
1st Half	8-29	28%	3-12	25%	5-5	100%
2nd Half	8-30	27%	1-11	9%	2-4	50%
Game	16-59	27.1%	4-23	17.4%	7-9	77.8%

Biggest Run: 5-0
Largest lead: 3, 19:15 1h
Technical Fouls: None.

WICHITA STATE (3-1)

#	Player	Pts	fg	3pt	ft	or	tr	pf	a	to	blk	s	min
03	PORTER Jr., Craig	* 14	6-13	2-6	0-0	2	10	1	3	1	4	0	32
05	PIERRE Jr., Jaron	* 6	2-8	2-5	0-0	3	6	0	0	1	0	1	24
10	WALTON, Jaykwon	* 10	5-9	0-0	1-1	2	5	1	1	2	0	1	33
11	POHTO, Kenny	* 3	1-7	1-5	0-0	1	1	1	0	0	0	0	24
33	ROJAS, James	* 2	1-5	0-1	0-0	2	4	4	0	3	0	0	20
01	BELL, Xavier	* 14	5-10	1-3	3-3	0	2	1	0	1	1	1	23
15	BALLARD, Quincy	* 0	0-1	0-0	0-0	1	1	0	0	0	0	1	3
22	SCOTT, Shammah	* 0	0-1	0-1	0-0	0	0	0	0	0	0	0	8
23	OKAFOR, Gus	* 2	1-4	0-2	0-0	2	5	0	1	1	0	1	20
44	PB-CHANDLER, Isaiah	* 4	2-2	0-0	0-0	2	4	1	0	0	1	1	13
TEAM TOTALS		55	23-60	6-23	3-4	16	42	9	5	12	6	6	200

FG	FG%	3FG	3FG%	FT	FT%	Deadball Rebounds: 0,1
1st Half	12-34	35%	4-13	31%	2-2	100%
2nd Half	11-26	42%	2-10	20%	1-2	50%
Game	23-60	38.3%	6-23	26.1%	3-4	75.0%

Biggest Run: 12-0
Largest lead: 17, 2nd-03:33
Technical Fouls: Rojas, Class A, 15:45 2h

Officials: Keith Kimble, Gerry Pollard, Antonio Petty
Attendance: 425 Start Time: 1:55 PM CT Game Duration: 1:41
GCU led for 2:47. WSU led for 35:56. Game was tied for 1:15. Times tied: 1 Lead Changes: 1

Points From	2nd Chance	Bench	Fast Break	Paint	Off Turnovers
GCU	14	19	0	20	9
WICH	16	20	7	34	13

05 | vs. SAN FRANCISCO | H.O.F CLASSIC FINAL

Nov. 22, 2022 | Kansas City, Mo. / T-Mobile Center

San Francisco.....	27	40	-	67
Wichita St.....	23	40	-	63

- » WSU furious comeback bid fell a basket short in the Hall of Fame Classic championship game.
- » Down 60-47 with 6:00 left, WSU used a 10-0 run to pull within a possession at the 3:20-mark but squandered three subsequent chances to tie or take the lead.
- » **Jaykwon Walton** hit 8-of-11 shots and set new career-highs with 21 points and 10 rebounds. He represented the Shockers on the all-tournament team.
- » **Craig Porter Jr.** scored 16 points on 5-of-20 shooting and stuffed the box score with nine rebounds, six assists, three steals and a pair of blocks in 38 minutes.
- » **Gus Okafor** added 10 points and seven boards.
- » USF shot 39.3% from the field but knocked down 12-of-34 threes. **Josh Kunen** was a perfect 5-for-5 from deep on his way to a team-high 15 points.
- » WSU trailed 27-14 after a 21-for-26 shooting start but finished the half on a 9-0 run, capped by Porter's rtwisting corner three ahead of the buzzer.
- » USF bridged halftime with an eight-minute scoring drought before sinking five shots in a row to build its lead back to double-digits.
- » WSU ramped up its rebounding and full-court pressure over the last 6:00 and finally hit some shots. Walton and Okafor made consecutive threes to start a 10-0 run.
- » Okafor (2:32) and Porter (1:53) missed potential game-tying triples. Down 2 with 32 seconds left, the WSU committed a costly turnover when Walton lost his footing and the ball.
- » USF tied the all-time series at 5-5.

SAN FRANCISCO (6-0)

#	Player	Pts	fg	3pt	ft	or	tr	pf	a	to	blk	s	min
00	SHABAZZ, Khalil	* 7	1-8	0-6	5-5	1	3	3	5	3	0	2	36
01	ROBERTS, Tyrell	* 13	5-12	2-8	1-1	0	6	3	7	0	0	0	37
02	RISHWAIN, Julian	* 13	4-9	3-6	2-3	0	5	1	0	0	0	1	30
05	GIGIBERIA, Saba	* 3	1-4	0-1	1-1	0	5	1	1	1	0	1	12
11	KUNEN, Josh	* 15	5-6	5-5	0-2	1	7	0	0	1	0	0	33
03	HAWTHORNE, Isaiah	* 8	3-4	2-3	0-0	1	1	2	0	1	0	2	13
15	MEEKES, Zane	* 8	3-10	4-4	2-2	3	6	3	3	3	2	0	28
33	MARONKOVYI, Volodymyr	* 0	0-0	0-0	0-0	1	2	0	0	1	0	0	2
55	WILLIAMS, Marcus	* 0	0-3	0-1	0-0	0	1	0	0	2	0	0	9
TEAM TOTALS		67	22-56	12-34	11-14	8	38	13	16	12	2	6	200

FG	FG%	3FG	3FG%	FT	FT%	Deadball Rebounds: 1,0
1st Half	10-29	34%	6-19	32%	1-1	100%
2nd Half	12-27	44%	6-15	40%	10-13	77%
Game	22-56	39.3%	12-34	35.3%	11-14	78.6%

Biggest Run: 8-0
Largest lead: 13, 2nd-06:22
Technical Fouls: #00 SHABAZZ, K (Admin Technical), 2:33 1h

WICHITA STATE (3-2)

#	Player	Pts	fg	3pt	ft	or	tr	pf	a	to	blk	s	min
03	PORTER Jr., Craig	* 16	5-20	2-7	4-8	6	9	3	6	3	2	3	38
05	PIERRE Jr., Jaron	* 3	1-7	1-3	0-0	0	3	1	0	1	0	0	18
10	WALTON, Jaykwon	* 21	8-11	2-3	3-3	2	10	2	0	1	0	1	34
11	POHTO, Kenny	* 6	3-4	0-0	0-0	3	7	0	0	0	1	0	23
33	ROJAS, James	* 4	1-7	0-3	2-2	0	0	4	0	4	0	0	20
01	BELL, Xavier	* 3	1-5	0-1	1-1	0	2	2	2	0	0	0	26
22	SCOTT, Shammah	* 0	0-2	0-0	0-0	0	2	0	0	0	0	0	4
23	OKAFOR, Gus	* 10	4-9	2-4	0-0	4	7	2	0	1	0	0	24
44	PB-CHANDLER, Isaiah	* 0	0-0	0-0	0-0	0	1	1	0	0	0	1	14
TEAM TOTALS		63	23-65	7-21	10-14	15	43	15	8	10	3	5	200

FG	FG%	3FG	3FG%	FT	FT%	Deadball Rebounds: 1,0
1st Half	8-32	25%	3-10	30%	4-4	100%
2nd Half	15-33	45%	4-11	36%	6-10	60%
Game	23-65	35.4%	7-21	33.3%	10-14	75.0%

Biggest Run: 10-0
Largest lead: 2, 1st-19:19
Technical Fouls: None.

Officials: Rick Ayers, Keith Kimble, Rick Crawford
Attendance: 512
Start Time: 3:02 PM CT Game Duration: 1:58
SFD led for 38:31. WSU led for 0:07. Game was tied for 1:22. Times tied: 1 Lead Changes: 1

Points From	2nd Chance	Bench	Fast Break	Paint	Off Turnovers
USF	3	16	4	18	8
WICH	17	13	15	32	15

06 | TARLETON STATE

Nov. 26, 2022 | Wichita, Kan. / Charles Koch Arena

Tarleton St.....	32	39	-	71
Wichita St.....	44	39	-	83

- » **Gus Okafor** busted loose for 27 points to help WSU put an end to a dubious shooting streak.
- » Okafor, a graduate transfer from Southeastern Louisiana, averaged less than five points in his first five games as a Shocker but made 9-of-11 shots against Tarleton and grabbed eight rebounds.
- » The Shockers likewise found the cure for their offensive ailments, sinking 24-of-50 (.540) field goal attempts to break the 50% barrier for the first time in 48 games.
- » **Kenny Pohto** added 13 points and nine rebounds to go with **Craig Porter's** 11 points and five blocks.
- » **Jakorie Smith** put up 19 points for Tarleton, which was coming off a win over Boston College.
- » WSU cashed in 24-of-29 free throws to Tarleton's 15-of-18. The Shockers lost the turnover battle 12-5 but out-rebounded the Texans 40-29 and held them to 36.8%.
- » WSU created separation midway through the first half with a 7-0 run, fueled entirely by Okafor. Over a span of 43 seconds he tallied a three-pointer, a transition layup and a stick-back to give the Shockers a 27-19 lead.
- » Okafor scored the last of his 14 first-half points on a tip-dunk ahead of the buzzer. WSU led 44-32 at the half and by as many as 17 down the stretch.
- » The win was WSU's 250th at Charles Koch Arena in the 20 seasons since its renovation (250-49).
- » The Shockers' scored on over 61% of their possessions and averaged 1.339 points-per.

TARLETON STATE (3-3)

#	Player	Pts	fg	3pt	ft	or	tr	pf	a	to	blk	s	min
02	HICKS, Freddy	* 14	4-14	0-2	6-7	3	8	3	5	1	0	0	28
03	BOGUES, Shamir	* 7	2-7	1-2	2-2	1	1	1	3	0	0	0	20
04	GATKUOTH, Mareng	* 7	3-8	1-2	0-0	1	3	1	0	1	0	1	26
13	DANIEL, Shakur	* 0	0-3	0-1	0-0	0	1	4	4	0	0	1	32
23	SMITH, Jakorie	* 19	7-10	2-2	3-5	2	3	3	2	0	0	3	21
00	BROWN, Rod	* 0	0-0	0-0	0-0	0	0	0	0	0	0	0	1
05	WILLIAMS, Tiger	* 14	5-5	2-2	2-2	1	2	3	1	1	0	0	16
12	BOOKER, Lue	* 4	1-5	0-1	2-2	0	1	0	1	0	0	0	15
14	HOPKINS, Jovontae	* 0	0-2	0-0	0-0	1	2	2	2	0	0	1	3
25	RUSHIN, Coreyoun	* 0	0-0	0-0	0-0	0	0	0	0	0	0	0	1
33	CLARK, Garry	* 6	3-9	0-2	0-0	4	6	2	0	1	0	0	16
44	ARCHIBALD, Tydan	* 0	0-5	0-4	0-0	1	1	1	0	0	0	2	11
TEAM TOTALS		71	25-68	6-18	15-18	15	29	20	18	5	0	10	200

FG	FG%	3FG	3FG%	FT	FT%	Deadball Rebounds: 1,0
1st Half	13-36	36%	1-6	17%	5-6	83%
2nd Half	12-32	38%	5-12	42%	10-12	83%
Game	25-68	36.8%	6-18	33.3%	15-18	83.3%

Biggest Run: 5-0
Largest lead: 2, 1st-17:55
Technical Fouls: None.

WICHITA STATE (4-2)

#	Player	Pts	fg	3pt	ft	or	tr	pf	a	to	blk	s	min
01	BELL, Xavier	* 7	1-6	0-2	5-6	0	0	0	0	0	0	0	21
03	PORTER Jr., Craig	* 11	5-7	1-1	0-0	0	2	1	4	4	5	0	35
10	WALTON, Jaykwon	* 7	2-3	1-1	2-2	1	8	1	3	1	0	0	31
11	POHTO, Kenny	* 13	5-6	0-0	3-3	5	9	5	1	1	0	1	29
33	ROJAS, James	* 9	2-6	0-2	5-6	1	8	3	0	3	0	1	20
05	PIERRE Jr., Jaron	* 7	2-6	1-4	2-2	0	0	2	1	2	0	0	15
22	SCOTT, Shammah	* 2	1-5	0-4	0-0	0	3	0	3	1	0	0	18
23	OKAFOR, Gus	* 27	9-11	2-3	7-10	3	8	2	0	0	0	0	31
TEAM TOTALS		83	27-50	5-17									



2022-23 REVIEW

07 | MISSOURI

Nov. 29, 2022 | Wichita, Kan. / Charles Koch Arena

vs- Missouri	43	32	13	-	71
Wichita St.	36	39	9	-	83

- » **Noah Carter** scored 12 of his game-high 20 points in the final 5:00 of the second half plus OT to help Mizzou storm back from a 10-point deficit and continue its unbeaten start under new coach **Dennis Gates**.
- » **Craig Porter Jr.** and **Jaykwon Walton** had 14 points apiece for WSU, which shot 54.1% with 12 three-pointers but also committed a season-high 20 turnovers and missed 8-of-14 free throw attempts.
- » MU entered the day as the national leader in steals (13.9) and turnover margin (+10) and improved on those numbers with 16 thefts and a +12 differential.
- » MU forced 13 first-half turnovers and led 43-36 at the intermission but managed just one more in the first 14 minutes of the second half.
- » WSU held the Tigers without a point for more than 6:00 during a 16-0 run to a flip a nine-point deficit into a seven-point advantage.
- » MU made 6-of-17 threes in the first half but just 1-of-16 the rest of the night.
- » WSU led 56-46 at the 5:12-mark, but Mizzou scored 19 points over the next five minutes. **D'Moi Hodge** tied it with a free throw at 9.7 seconds, and Porter missed a would-be-winner on the opposite end.
- » WSU also missed three free throws in final 62 seconds of regulation and three more to begin the extra period.
- » MU scored the first six overtime points to pull away.

MISSOURI (8-0)

#	Player	Pts	fg	3pt	ft	or	tr	pf	a	to	blk	s	min
04	GHOLSTON, Deandre	* 8	3-10	0-4	2-4	2	5	0	1	1	0	1	23
05	HODGE, D'Moi	* 19	7-18	4-11	1-2	2	6	3	4	0	0	1	37
10	HONOR, Nick	* 8	2-8	1-6	3-4	1	2	1	1	2	0	4	35
24	BROWN, Kobe	* 6	3-7	0-1	0-0	0	4	3	0	2	0	1	19
35	CARTER, Noah	* 20	7-11	2-4	4-5	3	8	4	1	0	1	1	29
02	GOMILLION, Tre	2	1-5	0-3	0-0	1	2	3	3	1	0	4	28
13	DEGRAY III, Ronnie	4	2-4	0-2	0-0	2	3	0	0	1	1	11	
23	SHAW, Aidan	4	2-2	0-0	0-0	2	4	0	0	0	0	1	9
55	EAST II, Sean	17	6-13	0-2	5-6	0	5	1	4	1	0	2	33
TEAM TOTALS		88	33-78	7-33	15-21	15	40	15	14	8	2	16	225

FG FG% 3FG 3FG% FT FT% Deadball Rebounds: 2,1
 1st Half 17-37 46% 6-17 35% 3-6 50% Last FG: 3rd-01:05
 2nd Half 13-32 41% 1-13 08% 5-7 71% Biggest Run: 8-0
 OT 3-9 33% 0-3 00% 7-8 88% Largest Lead: 9, 2nd-19:14
 Game 33-78 42.3% 7-33 21.2% 15-21 71.4% Technical Fouls: None.

WICHITA STATE (4-3)

#	Player	Pts	fg	3pt	ft	or	tr	pf	a	to	blk	s	min
01	BELL, Xavier	* 12	5-9	2-5	0-2	0	1	2	1	2	0	0	19
03	PORTER Jr., Craig	* 14	6-9	2-5	0-2	1	7	3	5	5	3	1	42
10	WALTON, Jaykwon	* 14	5-10	2-4	2-3	1	10	0	4	5	0	0	39
11	PHOHO, Kenny	* 2	1-4	0-0	0-1	3	3	2	1	0	0	0	18
33	ROJAS, James	* 5	1-2	0-1	3-4	1	4	5	2	3	0	1	22
05	PIERRE Jr., Jaron	13	5-12	3-9	0-0	0	1	3	0	1	1	0	19
15	BALLARD, Quincy	2	1-1	0-0	0-0	0	0	0	0	0	0	0	6
22	SCOTT, Shammah	9	4-5	1-1	0-0	0	3	3	5	1	0	1	21
23	OKAFOR, Gus	11	4-8	2-4	1-3	1	8	1	0	2	0	0	33
44	PB-CHANDLER, Isaiah	2	1-1	0-0	0-0	0	1	1	0	0	0	0	6
TEAM TOTALS		84	33-61	12-29	6-14	7	41	21	19	20	4	3	225

FG FG% 3FG 3FG% FT FT% Deadball Rebounds: 3,0
 1st Half 15-27 56% 6-14 43% 0-1 00% Last FG: 3rd-00:05
 2nd Half 15-27 56% 6-13 46% 3-7 43% Biggest Run: 16-0
 OT 3-7 43% 0-2 00% 3-6 50% Largest lead: 10, 2nd-05:15
 Game 33-61 54.1% 12-29 41.4% 6-14 42.9% Technical Fouls: None.

Officials: Tony Greene, Mike Nance, Vladimir Voyard-Tadal Attendance: 7401
Start Time: 7:02 PM CT Game Duration: 2:15 MIZ led for 22:54. WSU led for 18:19.
Game was tied for 3:45. Times tied: 6 Lead Changes: 10

Points From	2nd Chance	Bench	Fast Break	Paint	Off Turnovers
MIZ	15	27	26	48	29
WICH	9	37	7	38	18

08 | at KANSAS STATE

Dec. 3, 2022 | Manhattan, Kan. / Bramlage Coliseum

Wichita St.	32	18	-	50
Kansas St.	29	26	-	55

- » WSU played from in front for more than 30 minutes but couldn't make enough baskets down the stretch.
- » **Craig Porter Jr.** scored 11 points for WSU, which led 45-39 midway through the second half but managed just five more points (1/11 FG) the rest of the way.
- » **Markquis Nowell** handed out seven assists and scored the last six points of the game for K-State, which improved to 7-1 under new coach **Jerome Tang**. The Wildcats shot 35.8% but won the turnover battle 16-8.
- » In its first visit to Bramlage in 19 years, WSU shot 54.5% in the first half to take a 32-29 lead into the break but slumped to 38% for the game after a chilly second half.
- » **Jaykwon Walton** (9 pts, 9 reb) was a catalyst in his 20 minutes but picked up three first-half fouls and missed another nine-minute stretch of the second half due to injury. He left the game at the 11:57-mark with the Shockers up 42-36 and returned at the under-4:00 timeout with his team down 49-46.
- » Porter hit a jumper with 2:12 to play for a 50-49 WSU lead, but Nowell made a free throw to tie it and a go-ahead three with 54 seconds left. The Shockers failed to respond, turning the ball over on each of their last three possessions.
- » Nowell's heroics followed a similar script to 2021 meeting between the schools when he broke a 54-all tie with 1:36 remaining.
- » Reserves **Shammah Scott, Quincy Ballard and Jalen Ricks** all saw extended time for WSU, which was playing without starting center **Kenny Phohto** and shooting guard **Jaron Pierre Jr.**

WICHITA STATE (4-4)

#	Player	Pts	fg	3pt	ft	or	tr	pf	a	to	blk	s	min
03	PORTER Jr., Craig	* 11	4-8	1-4	2-3	0	6	4	0	4	2	2	35
10	WALTON, Jaykwon	* 9	4-7	1-2	0-1	1	9	3	1	1	0	0	20
23	OKAFOR, Gus	* 7	3-6	1-2	0-0	2	5	1	2	2	0	0	33
01	BELL, Xavier	* 7	3-9	1-4	0-1	0	2	1	0	1	0	0	23
33	ROJAS, James	* 4	2-4	0-2	0-0	0	4	4	0	5	1	2	24
22	SCOTT, Shammah	6	3-12	0-4	0-0	1	2	2	1	3	0	1	31
15	BALLARD, Quincy	4	0-1	0-0	4-6	0	3	2	1	0	2	0	21
02	RICKS, Jalen	2	0-2	0-2	2-2	0	2	0	0	0	0	0	13
TEAM TOTALS		50	19-49	4-20	8-13	8	38	17	5	16	5	5	200

FG FG% 3FG 3FG% FT FT% Deadball Rebounds: 1,0
 1st Half 12-22 55% 3-8 38% 5-8 63% Last FG: 2nd-02:13
 2nd Half 7-27 26% 1-12 08% 3-5 60% Biggest Run: 11, 15-38
 Game 19-49 38.8% 4-20 20.0% 8-13 61.5% Largest lead: By 7 at
 Technical Fouls: None.

KANSAS STATE (7-1)

#	Player	Pts	fg	3pt	ft	or	tr	pf	a	to	blk	s	min
11	JOHNSON, Keyontae	* 17	7-14	0-2	3-6	1	5	2	1	2	0	1	30
35	TOMLIN, Nae'Qwan	* 14	5-12	2-4	2-4	2	6	3	0	1	2	2	33
01	NOWELL, Markquis	* 11	2-9	1-6	6-9	0	5	2	7	1	0	3	37
03	N'GUESSAN, David	* 8	3-4	0-1	2-2	2	6	0	1	0	0	1	26
05	CARTER, Gam	* 3	1-6	1-3	0-0	0	3	4	0	0	1	1	30
04	GREENE, Tykei	2	1-3	0-1	0-0	1	1	1	0	0	0	0	11
13	SILLS, Desi	0	0-4	0-3	0-0	0	3	2	4	2	1	0	28
24	FINISTER, Dorian	0	0-1	0-0	0-0	0	1	0	0	1	0	0	5
TEAM TOTALS		55	19-53	4-20	13-21	7	33	14	13	8	4	8	200

FG FG% 3FG 3FG% FT FT% Deadball Rebounds: 5,0
 1st Half 10-29 35% 2-11 18% 7-11 64% Last FG: 2nd-00:54
 2nd Half 9-24 38% 2-9 22% 6-10 60% Biggest Run: 8, 5:32-2h
 Game 19-53 35.8% 4-20 20.0% 13-21 61.9% Largest lead: By 6 at
 Technical Fouls: None.

Officials: Darron George, Marques Pettigrew, Owen Shortt Attendance: 8,957
Start Time: 8:02 PM CT Game Duration: 2:05
WSU led for 30:04. KSU led for 6:53. Game was tied for 3:03. Times tied: 4 Lead Changes: 6

Points From	2nd Chance	Bench	Fast Break	Paint	Off Turnovers
WICH	2	12	6	18	9
KSU	9	2	2	26	17

09 | LONGWOOD

Dec. 10, 2022 | Wichita, Kan. / Charles Koch Arena

Longwood	29	34	-	63
Wichita St.	43	38	-	81

- » A chorus of unsung heroes helped key WSU defeat Longwood in the first-ever meeting between the two.
- » **Jaron Pierre Jr.** returned from a one-game absence with a season-high 20 points and walk-on **Melvion Flanagan** added 14 for the Shockers, who made a season-high 13 three-point field goals.
- » **Jaykwon Walton** added 18 points on 7-of-8 shooting and grabbed a team-high eight rebounds, while **Craig Porter Jr.** (16 points) matched his career-high with seven assists. **Quincy Ballard** didn't attempt a shot in 18 minutes but blocked five on the defensive end.
- » **Nate Lliteras** scored 11 points to pace defending Big South champion Longwood, which entered the day ranked 16th nationally in field goal percentage (.499) but finished at .359.
- » WSU (ranked 14th in field goal percentage defense) held its foe under 40% for the seventh time in nine games.
- » The Shockers were in dire straits midway through the first half after Porter picked up two quick fouls and the Lancers raced to a nine-point lead.
- » In need of a spark, Brown turned to Flanagan — a Mississippi Gulf Coast Community College transfer who hadn't seen action in more than a month — and Pierre — who sat the entirety of last weekend's game at Kansas State. Over the next 23 minutes, the Shockers exploded for 68 points (31 of them by Pierre and Flanagan) on 12-of-20 three-point shooting.

LONGWOOD (5-5)

#	Player	Pts	fg	3pt	ft	or	tr	pf	a	to	blk	s	min
01	WILKINS, Isaiah	* 7	3-10	1-7	0-0	0	5	1	0	1	0	1	26
03	WADE, Deshaun	* 6	2-6	2-3	0-0	1	1	3	1	2	0	0	21
04	WATSON, Zac	* 7	2-4	0-0	3-3	1	6	1	0	1	0	0	33
20	NAPPER, Walyin	* 10	4-9	1-2	1-2	2	6	1	5	5	0	0	23
35	GRANLUND, Jesper	* 9	4-8	1-2	0-0	0	0	0	2	0	0	0	25
02	LLITERAS, Nate	11	4-10	3-6	0-0	1	4	2	0	0	0	1	22
05	DARDEN, Jaylani	6	2-6	1-2	1-2	1	2	0	3	2	0	2	21
25	CHRISTMAS, Michael	7	2-10	0-2	3-6	7	10	0	0	0	0	1	26
33	WILLIAMS, Jamylen	0	0-1	0-0	0-0	0	1	0	0	0	0	0	3
TEAM TOTALS		63	23-64	9-24	8-13	13	35	8	11	11	0	5	200

FG FG% 3FG 3FG% FT FT% Deadball Rebounds: 4,1
 1st Half 10-30 33% 3-10 30% 6-8 75% Last FG: 2nd-00:23
 2nd Half 13-34 38% 6-14 43% 2-5 40% Biggest Run: 7-0
 Game 23-64 35.9% 9-24 37.5% 8-13 61.5% Largest lead: 9, 1st-09:38
 Technical Fouls: None.

WICHITA STATE (5-4)

#	Player	Pts	fg	3pt	ft	or	tr	pf	a	to	blk	s	min
01	BELL, Xavier	* 0	0-4	0-3	0-0	0	1	0	1	0	0	0	12
03	PORTER Jr., Craig	* 16	4-6	1-1	7-7	0	5	2	7	2	0	2	26
10	WALTON, Jaykwon	* 18	7-8	3-4	1-1	1	8	1	1	2	1	0	28
11	PHOHO, Kenny	* 2	1-1	0-0	0-0	1	1	1	1	0	0	1	13
23	OKAFOR, Gus	* 1	0-4	0-2	1-3	2	5	1	1	1	0	1	19
02	RICKS, Jalen	5	2-4	1-3	0-0	0	4	2	0	0	0	0	12
05	PIERRE Jr., Jaron	20	8-17	3-8	1-1	0	2	0	3	0	0	1	23
12	FLANAGAN, Melvion	14	5-9	4-7	0-0	0	2	1	2	3	0	1	25
15	BALLARD, Quincy	0	0-0	0-0	0-0	1	2	2	0	0	5	0	18
22	SCOTT, Shammah	0	0-2	0-0	0-0	1	2	0	0	0	0	0	9
24	ABIDDE, Isaac	3	1-3	1-3	0-0	0	0	0	0	0	1	0	8
44	PB-CHANDLER, Isaiah	2	1-2	0-0	0-0	0	2	1	0	0	1	0	7
TEAM TOTALS		81	29-60	13-31	10-12	7	35	11	16	10			



2022-23 REVIEW

10 | MISSISSIPPI VALLEY STATE

Dec. 13, 2022 | Wichita, Kan. / Charles Koch Arena

Mississippi Valley St.....	20	28	-	48
Wichita St.	38	33	-	71

- » WSU finished +20 in the turnover column to break a 38-year old school record in a rout of MVSU.
- » The Shockers forced 23 Delta Devil turnovers while committing just three, besting the old mark (+18) set in a Dec. 29, 1984 win over Hartford (16 TO, 34 forced).
- » **Jaron Pierre Jr.** scored 15 points – all in the first half – to pace the Shockers. He had five of the team's 13 three-pointers.
- » **Jaykwon Walton** added 14 points and accounted for four of WSU's 13 steals.
- » **Craig Porter Jr.** added 13 points and a career-high nine assists in 32 turnover-free minutes.
- » **Rayquan Brown** posted a double-double with 14 points and 10 rebounds for MVSU, which shot 35.4%.
- » WSU finished at 37.1% but put up 22 more shots than the visitors.
- » The Shockers led 38-20 after a turnover-free first half in which they made 9-of-21 threes. Pierre accounted for five of them.
- » WSU used an 11-0 run, capped by back-to-back threes from **Melvion Flanagan** and **James Rojas**, to build its largest lead of the night, 56-30 (11:08 1h).
- » The Shockers led wire-to-wire for second time this year.

MISSISSIPPI VALLEY STATE (1-10)

##	Player	Pts	fg	3pt	ft	or	tr	pf	a	to	blk	s	min
00	BROWN, Rayquan	* 14	6-14	1-2	1-2	1	10	2	1	4	3	1	37
02	GIPSON, Arecko	* 1	0-1	0-0	1-2	1	2	0	1	1	0	0	12
10	WASHINGTON, Danny	* 6	1-5	0-1	4-4	0	4	2	1	3	0	0	24
11	COLLINS, Terry	* 13	4-12	3-5	2-2	1	9	2	1	4	1	1	37
15	STREDEC, Alvin	* 2	1-4	0-0	0-1	3	4	1	2	1	0	0	24
01	MOSLEY, Tyrone	* 3	1-5	0-1	1-2	0	2	1	3	1	0	0	16
03	WALLER, Kadar	0	0-0	0-0	0-0	0	1	0	0	1	0	0	7
05	HAMILTON, Walter	0	0-2	0-0	0-0	0	2	0	0	0	0	0	4
14	IVORY III, George	0	0-0	0-0	0-0	0	1	0	1	0	0	0	2
21	WILLIAMS, Ronald	0	0-0	0-0	0-1	0	1	1	0	0	0	0	9
22	BARBER, Michael	7	3-4	0-1	1-4	0	2	0	0	1	0	0	15
24	MINTON, Ernest	2	1-1	0-0	0-1	1	4	0	1	3	0	0	10
33	JOHNSON, Jordan	0	0-0	0-0	0-0	0	1	0	0	1	0	0	2
TEAM													
TOTALS													

FG	FG%	3FG	3FG%	FT	FT%	Deadball Rebounds: 7.5	
1st Half	8-27	30%	3-6	50%	7-12	58%	Last FG: 2nd-03:30
2nd Half	9-21	43%	3-6	50%	7-12	58%	Biggest Run: 8-0
Game	17-48	35.4%	4-10	40.0%	10-19	52.6%	Largest Lead: n/a
Technical: Brown (Class A)							
@ 5:15 1h							

WICHITA STATE (6-4)

##	Player	Pts	fg	3pt	ft	or	tr	pf	a	to	blk	s	min
03	PORTER Jr., Craig	* 13	6-10	0-3	1-3	1	3	0	9	0	1	1	32
05	PIERRE Jr., Jaron	* 15	5-12	5-10	0-0	1	1	1	1	1	0	0	22
10	WALTON, Jaykwon	* 14	6-11	2-4	0-0	0	6	2	1	1	0	0	27
11	POHOTO, Kenny	* 4	1-5	0-1	2-4	1	4	2	1	0	0	2	20
23	OKAFOR, Gus	* 3	1-6	1-4	0-0	1	4	2	2	0	0	3	24
01	BELL, Xavier	2	1-4	0-2	0-0	0	2	1	0	0	1	1	10
02	RICKS, Jalen	0	0-1	0-1	0-0	0	2	1	0	0	0	1	9
12	FLANAGAN, Melvion	9	3-6	3-6	0-0	0	2	1	0	0	0	0	12
15	BALLARD, Quincy	1	0-3	0-0	1-2	1	4	1	0	0	2	0	13
22	SCOTT, Shammah	3	1-5	1-2	0-0	0	2	1	0	0	0	1	8
24	ABIDDE, Isaac	2	1-2	0-1	0-0	0	0	0	0	0	0	0	2
33	ROJAS, James	5	1-5	1-2	2-2	2	4	3	0	0	0	0	14
44	PB-CHANDLER, Isaiah	0	0-0	0-0	0-0	0	1	1	0	0	2	0	7
TEAM													
TOTALS													

FG	FG%	3FG	3FG%	FT	FT%	Deadball Rebounds: 3.0	
1st Half	13-37	35%	9-21	43%	3-7	43%	Last FG: 2nd-01:33
2nd Half	13-33	39%	4-15	27%	3-4	75%	Biggest Run: 11-0
Game	26-70	37.1%	13-36	36.1%	6-11	54.5%	Largest Lead: 26, 2nd-11:10
Technical Fouls: None.							

Officials: Steven Anderson, Owen Shortt, Gerry Pollard Attendance: 2056
Start Time: 7:02 PM CT Game Duration: 1:45
MVS led for 0:00. WSU led for 39:24. Game was tied for 0:36. Times tied: 0 Lead Changes: 0

Points From	2nd Chance	Bench	Fast Break	Paint	Off Turnovers
MVSU	7	12	8	24	20
WICH	6	22	5	16	3

11 | vs. OKLAHOMA STATE (@ IBA)

Dec. 17, 2022 | Wichita, Kan. / INTRUST Bank Arena

Oklahoma St.....	32	27	-	59
Wichita St.....	26	23	-	49

- » A battle between two of the nation's best defenses played out in predictable fashion with OSU (ranked seventh in field goal percentage defense coming in) outshooting WSU (ranked ninth) 39% to 36%.
- » **Craig Porter Jr.** finished with 14 points, seven rebounds and three steals for the Shockers, who made just 1-of-21 three-point attempts and posted just four assists on 19 baskets.
- » OSU made 9-of-23 from deep, led by the duo of **Bryce Thompson** (19 points, 5/9 3pt) and **John-Michael White** (16 points, 4/7 3pt).
- » The Cowboys scored the game's first 10 points and never trailed.
- » WSU's **Jaron Pierre Jr.** made a three-pointer at the 13:26-mark of the first half, but the Shockers missed each of their last 16 attempts.
- » WSU bridged halftime with a 9-0 run, sparked by five points from **Melvion Flanagan**. His steal and eventual three-point play made it a 30-24 game at the intermission. **Kenny Pohoto** scored on the first possession of the second half to pull the Shockers to within 32-28, but OSU's Wright made a pair of threes to nudge the lead back to double-digits.
- » **Tyreek Smith** scored on consecutive trips to give the Cowboys their largest cushion of the night, 50-36, with 10:33 to go.
- » WSU's defense clamped down, limiting OSU to 1-of-12 shooting the rest of the way, but its struggling offense wasn't able to make up much ground.

OKLAHOMA STATE (7-4)

##	Player	Pts	fg	3pt	ft	or	tr	pf	a	to	blk	s	min
00	ANDERSON III, Avery	* 8	1-5	0-4	6-6	0	5	3	0	2	0	4	27
01	THOMPSON, Bryce	* 19	7-17	5-9	0-0	0	1	0	5	4	0	0	34
22	BOONE, Kalib	* 6	2-5	0-0	2-4	2	5	2	1	2	0	0	29
33	CISSE, Moussa	* 3	1-2	0-0	1-2	3	12	1	0	2	3	0	29
51	WRIGHT, John-Michael	* 16	5-10	4-7	2-2	0	6	1	1	2	0	1	33
02	HARRIS JR., Chris	0	0-2	0-1	0-0	0	1	1	5	0	0	1	18
04	NEWMAN, Woody	0	0-2	0-1	0-0	0	2	1	0	1	0	0	6
13	WILLIAMS, Quion	0	0-2	0-1	0-0	1	1	2	1	0	0	0	9
23	SMITH, Tyreek	7	3-3	0-0	1-1	0	2	2	1	1	1	0	15
TEAM													
TOTALS													

FG	FG%	3FG	3FG%	FT	FT%	Deadball Rebounds: 2.2	
1st Half	11-26	42%	5-11	45%	5-5	100%	Last FG: 2nd-06:30
2nd Half	8-22	36%	4-12	33%	7-10	70%	Biggest Run: 10-0
Game	19-48	39.6%	9-23	39.1%	12-15	80.0%	Largest Lead: 14, 2nd-10:31
Technical Fouls: None.							

WICHITA STATE (6-5)

##	Player	Pts	fg	3pt	ft	or	tr	pf	a	to	blk	s	min
03	PORTER JR., Craig	* 14	7-13	0-2	0-0	1	7	1	1	2	1	3	37
05	PIERRE JR., Jaron	* 5	2-9	1-6	0-0	0	2	2	1	1	0	1	26
10	WALTON, Jaykwon	* 6	2-6	0-2	2-2	0	3	3	0	2	1	0	31
11	POHOTO, Kenny	* 2	1-4	0-3	0-2	0	1	2	1	0	0	0	25
23	OKAFOR, Gus	* 4	1-6	0-2	2-2	1	1	0	0	0	0	0	19
01	BELL, Xavier	0	0-2	0-1	0-0	0	1	1	0	2	0	0	9
12	FLANAGAN, Melvion	9	2-6	0-3	5-6	1	2	1	1	0	0	1	17
15	BALLARD, Quincy	2	1-1	0-0	0-0	1	5	0	0	0	1	1	15
33	ROJAS, James	7	3-5	0-2	1-3	1	5	3	0	3	0	0	21
TEAM													
TOTALS													

FG	FG%	3FG	3FG%	FT	FT%	Deadball Rebounds: 3.1	
1st Half	10-28	36%	1-12	08%	5-8	63%	Last FG: 2nd-06:03
2nd Half	9-24	38%	0-9	00%	5-7	71%	Biggest Run: 9-0
Game	19-52	36.5%	1-21	04.8%	10-15	66.7%	Largest Lead: n/a
Technical Fouls: None.							

Officials: Ray Natili, Marques Pettigrew, Darron George Attendance: 7,783
Start Time: 8:05 PM CT Game Duration: 1:59 OSU led for 39:29. WSU led for 0:00.
Game was tied for 0:20. Times tied: 0 Lead Changes: 0

Points From	2nd Chance	Bench	Fast Break	Paint	Off Turnovers
OSU	1	7	2	16	11
WICH	6	18	8	30	15

12 | TEXAS SOUTHERN

Dec. 22, 2022 | Wichita, Kan. / Charles Koch Arena

Texas Southern.....	22	34	-	56
Wichita St.	32	33	-	65

- » **Jaron Pierre Jr.** scored eight of his game-high 18 points in the final 3:17 to help WSU put away TSU.
- » Attendance was listed at 6,468 but less than a third of that showed on a day where temperatures plunged below zero and wind chills dipped to -30.
- » **James Rojas** added 14 points and **Jaykwon Walton** claimed his third double-double with 10 points and 10 rebounds for WSU (7-5), which lost starting point guard **Craig Porter Jr.** to an ankle injury near the 18:00-mark of the second half but found just enough offense to stay afloat.
- » **Davon Barnes** (16 points, nine rebounds) and **Jairdon Karl Nicholas** (12 points, 12 rebounds) did the bulk of the damage for preseason SWAC favorite TSU.
- » WSU made just 2-of-14 threes on the night but outshot the visitors 44.6% to 32.4%.
- » TSU missed 16 of its first 18 attempts to start the game as WSU raced to leads of 14-7 and 22-11. Porter hit a jumper ahead of the horn for a 32-22 halftime edge.
- » WSU led by 16 near the 12:00-mark of the second half but missed 12 of its next 13 shots, along with the front-end of three different one-and-one opportunities.
- » TSU capitalized with a 15-2 run to cut it to 52-49 with 3:27 to go, but WSU scored on its next five possessions to restore order. Pierre threw down a contested dunk and hit a step-back jumper to set off a 10-2 run.
- » WSU reserves accounted for 42 points.

TEXAS SOUTHERN (3-9)

##	Player	Pts	fg	3pt	ft	or	tr	pf	a	to	blk	s	min
02	BARNES, Davon	* 16	6-16	0-2	4-6	5	9	3	4	1	0	3	37
05	NICHOLAS, Karl	* 12	5-12	0-0	2-2	1	12	4	0	2	2	1	27
11	GILLIAM, Jordan	* 0	0-2	0-1	0-0	0	5	2	3	0	0	1	22
14	GRANGER, Kolby	* 5	2-4	1-2	0-0	2	2	0	1	0	1	0	21
24	WALKER III, John	* 7	3-8	1-2	0-2	4	5	3	0	1	0	0	28
00	MARIN, Isaiah	0	0-3	0-3	0-0	0	0	0	0	0	0	0	10
03	HENRY, PJ	9	4-8	1-2	0-0	0	1	1	0	1	0	0	19
04	CRAIG, Chris	0	0-0	0-0	0-2	0	0	0	0	1	0	1	7
12	MORTLE, Zytariou	5	2-8	1-3	0-0	0	2	2	0	2	0	1	12
20	FAROOD, Kehlin	2	0-6	0-2	2-2	3	3	1	0	0	0	0	13
23	O'NEAL, Shaqir	0	0-1	0-0	0-0	0	1	2	0	0	0	0	5
TEAM													
TOTALS													

FG	FG%	3FG	3FG%	FT	FT%	Deadball Rebounds: 3.0	
1st Half	9-33	27%	2-9	22%	2-7	29%	Last FG: 2nd-00:01
2nd Half	13-35	37%	2-8	25%	6-7	86%	Biggest Run: 9-0
Game	22-68	32.4%	4-17	23.5%	8-14	57.1%	Largest Lead: 1, 1st-14:17
Technical: Nicholas (Class A)							

WICHITA STATE (7-5)

##	Player	Pts	fg	3pt	ft	or	tr	pf	a	to	blk	s	min
03	PORTER JR., Craig	* 2	1-4	0-1	0-0	0	2	1	2	1	1	0	22
10	WALTON, Jaykwon	* 10	3-10	0-3	4-4	1	10	0	2	0	1	1	37
11	POHOTO, Kenny	* 9	4-7	0-0	1-2	2	7	2	2	1	1	1	29
12	FLANAGAN, Melvion	* 2	0-1	0-1	2-2	0	3	1	0	1	0	0	10
23	OKAFOR, Gus	* 0	0-1	0-1	0-1	1	4	1	0	2	0	1	13
01	BELL, Xavier	4	2-3	0-1	0-1	1	1	0	2	0	0	0	7
05	PIERRE Jr., Jaron	18	8-13	1-4	1-2	0	4	4	1	3	0	1	32
22	SCOTT, Shammah	2	1-2	0-0	0-0	0	2	1	1	0	0	0	12
33	ROJAS, James	14	4-8	1-2	5-6	2	7	2	3	4	0	1	27
44	PB-CH												



2022-23 REVIEW

13 | at UCF *

Dec. 28, 2022 Orlando, Fla. / Addition Financial Arena				
Wichita St.....	23	22	-	45
UCF.....	26	26	-	52

- » Minus its go-to-guy, WSU struggled to get much going offensively in its AAC opener.
- » Walk-on **Melvion Flanagan** finished with a team-high 11 points for WSU, which struggled in the absence of point guard and leading scorer **Craig Porter Jr.** (ankle), scoring a season-low 45 points on 35% shooting.
- » Timely three-pointers (7-of-20) and another gritty defensive effort kept the Shockers in the game. **Jaron Pierre Jr.**'s trey pulled them to within a point, 46-45, at the 4:50-mark of the second half, but WSU came up empty on each of its last seven offensive possessions to finish the game.
- » Both teams came in ranked among the nation's top-40 in defensive efficiency, per KenPom, and played a slow tempo to boot (just 53 offensive possessions). 19 WSU possessions ended with points, 19 with missed shots and 15 on turnovers.
- » The Knights overcame their own offensive struggles. They shot 35.8% and went the final 8:16 without a field goal, but **Darius Johnson** (game-high 15 points) made six-straight free throw attempts in the last two minutes to secure the victory.
- » UCF won the rebounding (34-27) and turnover (15-9) battles and held WSU to just one second-chance point.
- » UCF jumped to an 18-11 lead and never trailed. The Shockers scored the last five points of the first half to pull within 26-23 and narrowed the margin to a single point on three different occasions in the second half.

WICHITA STATE (7-6, 0-1)

#	Player	Pts	fg	3pt	ft	or	tr	pf	a	to	blk	s	min
33	ROJAS, James	* 6	2-5	0-0	2-2	0	5	1	1	1	0	0	20
10	WALTON, Jaykwon	* 5	1-7	0-4	3-4	2	8	2	1	4	0	0	35
01	BELL, Xavier	* 5	2-4	1-3	0-0	0	0	1	2	4	0	0	18
11	POHTO, Kenny	* 3	1-3	0-0	1-2	0	1	1	3	0	0	2	29
22	SCOTT, Shammah	* 2	1-1	0-0	0-0	0	1	0	1	0	0	0	19
12	FLANAGAN, Melvion	11	3-4	2-3	3-3	0	1	3	2	0	0	1	21
05	PIERRE Jr., Jaron	7	2-9	2-5	1-2	1	3	3	0	2	0	1	27
23	OKAFOR, Gus	6	2-4	2-3	0-0	2	4	1	0	0	0	1	14
44	PB-CHANDLER, Isaiah	0	0-1	0-1	0-0	0	1	2	0	0	0	0	11
24	ABIDDE, Isaac	0	0-2	0-1	0-0	0	0	0	0	0	0	0	6
TEAM						2	3	0	1	0	0	0	
Totals		45	14-40	7-20	10-13	7	27	14	9	15	0	5	200
FG		35.0%	3FG		35.0%	FT		FT%		Deadball Rebounds: 2.0			
1st Half		8-21	38%	4-10	40%	3-4	75%	Last FG: 2nd-04:50					
2nd Half		6-19	32%	3-10	30%	7-9	78%	Biggest Run: 7-0					
Game		14-40	35.0%	7-20	35.0%	10-13	76.9%	Largest lead: none					
								Technical fouls: none					

UCF (10-3, 1-0)

#	Player	Pts	fg	3pt	ft	or	tr	pf	a	to	blk	s	min
03	JOHNSON, Darius	* 15	4-10	1-5	6-6	2	5	2	2	3	0	4	38
25	HENDRICKS, Taylor	* 9	4-11	1-4	0-0	2	5	2	1	0	2	1	38
13	KELLY, C.J.	* 8	3-10	1-4	1-2	1	7	2	0	1	2	2	25
12	HORTON, Ithiel	* 5	2-7	1-5	0-0	1	2	1	2	1	0	0	26
02	DURR, Michael	* 2	0-5	0-0	2-2	2	2	1	4	0	1	1	28
04	SUGGS, Brandon	9	4-5	1-2	0-0	0	1	0	1	0	0	0	16
01	YOUNG, Jayhlon	2	1-3	0-1	0-0	0	3	0	3	2	0	0	15
00	THIUONE, Lahat	2	1-1	0-0	0-0	1	2	2	1	0	0	0	12
31	SYLLA, Thierno	0	0-1	0-1	0-0	0	0	1	0	1	0	0	2
TEAM						5	7	0	1	0	0	0	
Totals		52	19-53	5-22	9-10	14	34	11	14	9	5	8	200
FG		35.8%	3FG		22.7%	FT		90.0%		Deadball Rebounds: 1.0			
1st Half		10-30	33%	4-14	29%	2-2	100%	Last FG: 2nd-07:15					
2nd Half		9-23	39%	1-8	13%	7-8	88%	Biggest Run: 7-0					
Game		19-53	35.8%	5-22	22.7%	9-10	90.0%	Largest lead: 8 (4:18 th)					
								Technical Fouls: none					

Officials: Jason Baker, Will Howard, Courtney Green Attendance: 4,225
 Start Time: 7:00 PM ET Game Duration: 1:55 UCF led for 36:41. Game was tied for 3:19.
 Times tied: 3 Lead Changes: 0

Points From	2nd Chance	Bench	Fast Break	Paint	Off Turnovers
WICH	1	24	5	14	8
UCF	6	13	15	22	17

14 | EAST CAROLINA *

Dec. 31, 2022 Wichita, Kan. / Charles Koch Arena				
East Carolina.....	39	40	-	79
Wichita St.....	35	34	-	69

- » Despite a breakthrough performance from **Kenny Pohto** (career-highs 21 points, 11 rebounds), WSU led for the first time in seven AAC era meetings.
- » **Brandon Johnson** supplied 17 points and eight rebounds for ECU, which overcame an eight-point deficit near the 14:00-mark of the second half by scoring on 18 of its final 25 trips.
- » The Pirates shot 44.6%, ending WSU's streak of six-straight games holding its opponent under 40%.
- » ECU made 10-of-25 threes and converted 19-of-22 free throws, including 10-for-10 in the last two minutes.
- » WSU shot 42.9% including 9-of-24 from three.
- » Pohto was 9-of-13 from the field and recorded seven offensive boards en route to his first double-double.
- » **Shammah Scott** --just 2-of-13 from beyond the arc coming into the day -- finished with 19 points on 5-of-7 three-point shooting.
- » Still limited by injury, Craig Porter Jr. hobbled through 17 minutes and finished with two points.
- » ECU used a 17-2 run to grab a double-digit lead midway through the first half. The Shockers made 8-of-14 threes in the first half and opened the second with a 14-2 push to go up 49-41 with 14:52 to play.
- » ECU was 1-for-9 with four turnovers in the first six minutes of the second half but committed just three more the rest of the way. The Pirates made six straight and 10 of their next 15 shots to draw even and eventually pull away.

EAST CAROLINA (10-5, 1-1)

#	Player	Pts	fg	3pt	ft	or	tr	pf	a	to	blk	s	min
02	AUSAR, Ezra	* 16	6-13	0-0	4-6	2	5	2	0	0	1	1	32
03	FELTON, RJ	* 13	4-7	2-4	3-4	1	8	0	1	0	2	3	33
12	SMALL, Javon	* 14	3-12	2-7	6-6	1	2	1	6	2	1	1	36
21	WALKER, Jaden	* 7	2-5	1-3	2-2	1	5	3	7	2	0	2	29
23	JOHNSON, Brandon	* 17	5-7	3-4	4-4	4	8	0	0	3	1	0	36
01	LAOUCUT, Kalib	0	0-1	0-1	0-0	0	0	0	0	0	0	0	4
10	TABB, Wynston	8	3-8	2-6	0-0	0	2	0	1	0	1	1	22
24	DEBAUT, Ludgy	4	2-3	0-0	0-2	2	3	0	0	0	0	0	8
TEAM						0	0	0	1	1	0	0	
Totals		79	25-56	10-25	19-22	11	33	9	15	9	3	7	200
FG		44.6%	3FG		40.0%	FT		86.4%		Deadball Rebounds: 3.1			
1st Half		12-28	43%	6-13	46%	5-6	83%	Last FG: 2nd-03:56					
2nd Half		11-26	42%	4-12	33%	14-16	88%	Biggest Run: 10-0					
Game		25-56	44.6%	10-25	40.0%	19-22	86.4%	Largest lead: 13, 2nd-01:02					
								Technical Fouls: None.					

WICHITA STATE (7-7, 0-2)

#	Player	Pts	fg	3pt	ft	or	tr	pf	a	to	blk	s	min
05	PIERRE JR., JARON	* 12	5-13	2-5	0-0	1	3	3	2	3	0	0	23
10	WALTON, JAYKWON	* 9	4-13	0-6	1-2	0	4	4	5	3	2	0	34
11	POHTO, Kenny	* 21	9-13	1-1	2-4	7	11	2	0	0	2	1	33
22	SCOTT, Shammah	* 19	7-13	5-7	0-0	1	2	0	1	1	0	1	31
33	ROJAS, James	* 3	0-3	0-0	3-4	2	7	5	2	1	1	2	21
01	BELL, Xavier	0	0-1	0-0	0-0	0	0	0	0	1	0	0	5
02	RICKS, Jalen	3	1-2	1-2	0-0	0	0	1	0	1	0	0	9
03	PORTER Jr., Craig	2	1-4	0-2	0-0	0	1	2	2	1	0	1	18
23	OKAFOR, Gus	0	0-1	0-1	0-0	2	2	2	0	0	0	0	18
24	ABIDDE, Isaac	0	0-0	0-0	0-0	0	0	0	0	0	0	0	1
44	PB-CHANDLER, Isaiah	0	0-0	0-0	0-0	0	0	1	0	0	1	0	7
TEAM						0	0	0	0	0	0	0	
Totals		69	27-63	9-24	6-10	13	30	20	12	11	6	5	200
FG		42.9%	3FG		37.5%	FT		60.0%		Deadball Rebounds: 4.3			
1st Half		12-28	43%	8-14	57%	3-4	75%	Last FG: 2nd-00:23					
2nd Half		15-35	43%	1-10	10%	3-6	50%	Biggest Run: 10-0					
Game		27-63	42.9%	9-24	37.5%	6-10	60.0%	Largest lead: 8, 2nd-14:53					
								Technical Fouls: None.					

Officials: Nathan Bemis, Owen Shortt, Patrick Evans Attendance: 7,039
 Start Time: 3:02 PM CT Game Duration: 1:53 ECU led for 24:45. WSU led for 11:17.
 Game was tied for 3:35. Times tied: 5 Lead Changes: 5

Points From	2nd Chance	Bench	Fast Break	Paint	Off Turnovers
ECU	8	12	12	28	8
WICH	14	5	7	34	9

15 | CINCINNATI *

Jan. 5, 2023 Wichita, Kan. / Charles Koch Arena				
Cincinnati.....	39	31	-	70
Wichita St.....	22	39	-	61

- » **Jeremiah Davenport** scored 22 points on 6-of-9 three-point shooting and Cincinnati used a big first half to out-distance WSU in the final AAC regular season matchup between the schools.
- » UC collected 13 threes on 44.8% accuracy -- both season-bests for a WSU foe.
- » WSU's **Craig Porter Jr.** played all 40 minutes and tallied 19 points, seven rebounds and three blocks while **Melvion Flanagan** added 11 points off the bench.
- » A low-risk, low-reward approach proved costly for WSU.
- » The Shockers committed only two turnovers (tying a 42-year-old schools record) and seven fouls but also managed just four assists on 22 baskets and in a 32.8% shooting performance.
- » WSU's foul count was its lowest in the shot clock era. The first whistle came with 0.2 seconds remaining in the first half when **David DeJulius** was fouled on a three-point attempt. He converted all three free throws (UC's only attempts) for a 39-22 halftime lead.
- » The Shockers were unable to capitalize on a 13-2 turnover advantage and a 17-3 edge in free throw attempts.
- » UC won the rebounding battle 43-32 and turned 10 offensive rebounds into 15 second-chance points.
- » UC bridged halftime with a 13-2 run to build its largest lead of the night at 22 points. WSU rallied to within 12 near the 12:00-mark and within eight with just under a minute to go but could get no closer.

CINCINNATI (11-5, 2-1)

#	Player	Pts	fg	3pt	ft	or	tr	pf	a	to	blk	s	min
02	NOLLEY II, Landers	* 12	5-12	2-7	0-0	3	11	1	4	1	0	0	30
03	ADAMS-WOODS, Mika	* 11	4-11	3-6	0-0	0	4	4	4	3	0	0	33
05	DEJULIUS, David	* 6	1-9	1-3	3-3	0	5	2	6	3	0	1	33
30	LAKHIN, Viktor	* 14	7-14	0-0	0-0	3	9	3	2	1	1	0	28
33	OGUAMA, Ody	* 0	0-1	0-0	0-0	1	6	3	1	2	3	0	22
00	SKILLINGS Jr., Dan	2	1-5	0-3	0-0	0	2	0	1	0	0	0	12
13	REED, Josh	3	1-2	1-1	0-0	2	3	1	0	1	0	0	12
24	DAVENPORT, Jeremiah	22	8-12	6-9	0-0	1	3	2	0	2	0	0	30
TEAM						0	0	0	0	0	0	0	
Totals		70	27-66	13-29	3-3	10	43	16	18	13	4	1	200
FG		40.9%	3FG		44.8%	FT		100%		Deadball Rebounds: 8.0			
1st Half		14-37	38%	8-19	42%	3-3	100%	Last FG: 2nd-00:49					
2nd Half		13-29	45%	5-10	50%	0-0	0%	Biggest Run: 8-0					
Game		27-66	40.9%	13-29	44.8%	3-3	100%	Largest lead: 22 at 2nd-17:44					
								Technical Fouls: None.					

WICHITA STATE (7-8, 0-3)

#	Player	Pts	fg	3pt	ft	or	tr	pf	a	to	blk	s	min	
03	PORTER JR., CRAIG	* 19	7-15	2-3	3-4	3	7	0	1	1	3	1	40	
05	PIERRE JR., JARON	* 7	3-9	1-4	0-0	2	4	1	0	0	0	0	31	
11	POHTO, Kenny	* 7	3-10	0-3	1-2	1	7	2	2	0	1	2	26	
22	SCOTT, Shammah	* 3	1-6	0-1	1-2	0	2	0	1	0	0	2	21	
33	ROJAS, James	* 6	2-8	0-1	2-3	2	5	1	0	0	0	1	22	
01	BELL, Xavier	3	1-2	1-2	0-0	0	0	1	0	0	0	0	10	
02	RICKS, Jalen	0	0-2	0-0	0-0	0	0	0	0	0	0	0	1	3
12	FLANAGAN, Melvion	11	3-7	2-5	3-4	0	1	2	0	1	0	1	15	
15	BALLARD, Quincy	0	0-1	0-0	0-0	0	0	0	0	0	0	1	0	3
23	OKAFOR, Gus	0	0-1	0-1	0-0	0	0							



2022-23 REVIEW

16 | at SOUTH FLORIDA *

Jan. 8, 2023 | Tampa, Fla. / Yuengling Center

Wichita St.	28	42	-	70
South Florida	34	32	-	66

- » **Melvion Flanagan** scored 13 of his career-high 16 points after halftime to help WSU pull off one of the biggest road comebacks in school history.
- » **Kenny Pohto** added a double-double with 14 points, 10 rebounds and personal-best five assists.
- » **Russell Tchewa** (19 pts, 10 reb and **Sam Hines Jr.** (11 pts, 10 reb) secured double-doubles for USF, which used bridged halftime with a 13-0 run to go up 42-28 with 17:41 remaining.
- » The Shockers gradually chipped away. It was a 60-53 game at the 4:44-mark when Flanagan hit back-to-back threes to set off a 14-2 Shocker run. He finished 4-of-6 from deep.
- » **Craig Porter Jr.**'s floater knotted the game at 61 with 2:33 left. **James Rojas**'s three-point play with 2:20 on the clock put WSU in front and **Jaron Pierre Jr.** padded the margin with a driving layup.
- » WSU missed 4-of-8 free throws in the final 48 seconds but delivered enough defensive stops to stay in front.
- » The Shockers shot 40% percent on 7-of-18 three-point shooting (.389). They were 4-of-7 after halftime.
- » USF finished at 37.3% (4-of-23 from deep). The Bulls were 5-of-19 from the field over the last 10 minutes.
- » WSU box scores go back to the mid-1970s. A 14-point deficit tied for WSU's ninth-largest second-half comeback in that span. It was the third-largest on the road.
- » The Shockers defeated the Bulls for a seventh straight time and upped their series lead to 8-1.

WICHITA STATE (8-8, 1-3)

#	Player	Pts	fg	3pt	ft	or	tr	pf	a	to	blk	s	min
11	POHTO, Kenny	14	6-14	0-0	2-2	2	10	2	5	1	0	2	30
33	ROJAS, James	11	4-8	0-1	3-4	1	8	2	0	1	1	1	23
03	PORTER Jr., Craig	9	3-10	1-2	2-4	2	6	0	5	5	1	1	36
05	PIERRE Jr., Jaron	9	4-12	0-5	1-2	1	1	1	3	1	0	0	33
22	SCOTT, Shamamah	0	0-1	0-0	0-0	0	0	2	0	1	0	0	11
12	FLANAGAN, Melvion	16	5-9	4-6	2-2	0	1	2	2	2	0	0	25
44	PB-CHANDLER, Isaiah	6	2-3	1-1	1-1	0	0	2	0	0	0	0	10
24	ABIDDE, Isaac	3	1-3	1-1	0-2	2	5	0	1	0	0	0	17
01	BELL, Xavier	2	1-5	0-2	0-0	0	0	1	0	0	0	0	15
TEAM TOTALS		70	26-65	7-18	11-17	11	37	12	16	11	2	6	200

	FG	FG%	3FG	3FG%	FT	FT%	Deadball Rebounds:
1st Half	12-35	34%	3-11	27%	1-1	100%	Last FG: 2nd-00:24
2nd Half	14-30	47%	4-7	57%	10-16	63%	Biggest Run: 8-0
Game	26-65	40.0%	7-18	38.9%	11-17	64.7%	Largest lead: 7, 12:50 1H Technical Fouls: None.

SOUTH FLORIDA (7-8, 0-3)

#	Player	Pts	fg	3pt	ft	or	tr	pf	a	to	blk	s	min
54	TCHEWA, Russel	19	8-9	0-0	3-4	2	10	2	1	1	0	1	33
02	HARRIS, Tyler	16	6-19	2-10	2-2	1	4	3	4	3	0	0	35
20	HINES Jr., Sam	11	4-10	0-0	3-4	6	10	2	3	2	1	0	34
23	BRYANT, Keyshawn	9	3-10	1-4	2-2	1	6	1	0	2	2	1	29
01	MIGUEL, Selton	3	1-5	0-3	1-4	0	3	1	2	2	0	1	18
00	CONWELL, Ryan	4	1-4	1-3	1-2	1	1	1	3	1	0	1	12
10	SMITH Jr., Serrel	2	1-4	0-1	0-0	1	2	2	0	0	0	0	15
24	CHAPLIN, Jamir	2	1-5	0-1	0-0	1	1	1	1	0	1	1	11
15	WALKER Jr., Corey	0	0-0	0-0	0-0	0	2	4	0	1	0	0	6
05	BOGGS, Jake	0	0-1	0-1	0-0	0	1	0	0	1	1	0	5
04	MUORDAR, Dok	0	0-0	0-0	0-0	0	0	1	0	0	0	0	2
TEAM TOTALS		66	25-67	4-23	12-18	18	47	18	14	13	5	5	200

	FG	FG%	3FG	3FG%	FT	FT%	Deadball Rebounds:
1st Half	12-32	38%	3-14	21%	7-10	70%	Last FG: 2nd-00:17
2nd Half	13-35	37%	1-9	11%	5-8	63%	Biggest Run: 13-0
Game	25-67	37.3%	4-23	17.4%	12-18	66.7%	Largest lead: 14, 17:41 2H Technical Fouls: None.

Officials: Terry Oglesby, Anthony Jordan, Brian O'Connell Attendance: 2,572
Start Time: 1 p.m. ET Game Duration: 2:07 USF led for 24:20. WSU led for 12:53.
Game was tied for 2:47. Times tied: 3 Lead Changes: 3

Points From	2nd Chance	Bench	Fast Break	Paint	Off Turnovers
WICH	10	27	6	36	10
USF	16	8	8	38	10

17 | TULSA *

Jan. 14, 2023 | Wichita, Kan. / Charles Koch Arena

Tulsa	41	28	-	69
Wichita St.	27	46	-	73

- » WSU rallied from 16 down in the largest second-half comeback in Charles Koch Arena history.
- » **Jaykwon Walton** led a group of five double-figure scorers with 19 points on 6-of-9 shooting and made all seven free throw attempts.
- » The Shockers trailed 47-31 at the 18:26 mark but tightened things up with a 15-2 run. They took their first lead of the night with 1:11 to play.
- » Walton was a second-half catalyst, scoring 13 of his 19 points after the intermission. Ditto for **Xavier Bell**, who sat the entire first half but chipped in 10 points on 4-of-6 shooting in 16 second-half minutes.
- » **James Rojas** scored 11 points and notched his first double-double with career-highs 10 rebounds and five assists.
- » **Sam Griffin** delivered 25 points for Tulsa, which made 9-of-13 threes in the opening half to into the break with a 41-27 cushion, but hit just 1-of-9 thereafter.
- » It was the second dramatic comeback in as many games for WSU, which overcame a 14-point deficit at South Florida its last time out.
- » The Shockers were a miserable 2-of-17 from three but attacked the rim relentlessly down the stretch, outscoring the visitors 23-5 at the free throw line and 44-22 in the paint. They also held an 18-0 edge in fast break points.
- » The win was WSU's 11th straight over the Golden Hurricane in Wichita.

TULSA (4-12, 0-5)

#	Player	Pts	fg	3pt	ft	or	tr	pf	a	to	blk	s	min
01	GRIFFIN, Sam	25	11-17	3-7	0-0	0	2	2	1	5	0	1	34
03	GASTON-CHAPMAN, Sterl.	4	1-6	0-1	2-2	3	5	3	1	0	1	2	22
04	KNIGHT, Brian	0	0-2	0-1	0-0	0	0	0	1	0	0	0	7
11	PROHTO, Kenny	9	4-12	1-2	0-0	0	4	2	1	5	1	1	33
33	PRETBANGUE, Bryant	8	3-6	0-0	2-4	2	10	3	0	1	0	1	36
00	MCWRIGHT, Jesaiah	3	1-1	1-1	0-0	0	1	0	1	0	0	0	3
02	EMERY-SIMPSON, Keysh.	4	1-2	1-2	1-2	0	0	4	3	0	0	0	19
10	DALGER, Tim	6	2-5	2-4	0-0	1	5	3	1	0	0	0	18
11	BETSON, Brandon	10	4-7	2-4	0-0	0	0	1	2	2	0	0	24
15	CHUKWU, Charles	0	0-0	0-0	0-0	0	1	0	0	0	0	0	4
TEAM TOTALS		69	27-58	10-22	5-8	8	30	18	11	16	2	5	200

	FG	FG%	3FG	3FG%	FT	FT%	Deadball Rebounds:
1st Half	16-28	57%	9-13	69%	0-0	0%	Last FG: 2nd-01:56
2nd Half	11-30	37%	1-9	11%	5-8	63%	Biggest Run: 11-0
Game	27-58	46.6%	10-22	45.5%	5-8	62.5%	Largest lead: 16, 2nd-18:26 Technical Fouls: None.

WICHITA STATE (9-8, 2-3)

#	Player	Pts	fg	3pt	ft	or	tr	pf	a	to	blk	s	min
03	PORTER JR., Craig	13	4-8	0-2	5-5	1	8	2	4	1	2	2	40
05	PIERRE JR., Jaron	6	2-10	0-4	2-2	1	1	2	0	3	0	2	23
10	WALTON, Jaykwon	19	6-9	0-3	7-7	0	1	2	0	2	0	2	26
11	POHTO, Kenny	11	4-9	0-0	3-4	2	7	2	3	1	4	2	30
33	ROJAS, James	11	3-6	0-1	5-7	3	10	1	5	3	1	2	36
01	BELL, Xavier	10	4-6	1-3	1-1	0	0	1	0	0	0	0	15
12	FLANAGAN, Melvion	0	0-4	0-3	0-0	0	0	1	0	2	1	0	16
23	OKAFOR, Gus	0	0-0	0-0	0-0	0	0	0	0	0	0	0	6
24	ABIDDE, Isaac	3	1-1	1-1	0-0	0	0	1	0	1	0	0	8
TEAM TOTALS		73	24-53	2-17	23-26	8	30	11	14	12	7	11	200

	FG	FG%	3FG	3FG%	FT	FT%	Deadball Rebounds:
1st Half	9-27	33%	1-10	10%	8-9	89%	Last FG: 2nd-01:10
2nd Half	15-26	58%	1-7	14%	15-17	88%	Biggest Run: 7-0
Game	24-53	45.3%	2-17	11.8%	23-26	88.5%	Largest lead: 4, 2nd-00:09 Technical Fouls: None.

Officials: John Hampton, Josue Nieves, Robert Felder Attendance: 7157
Start Time: 3:02 PM CT Game Duration: 2:01 TLS led for 37:35. WSU led for 1:10.
Game was tied for 1:15. Times tied: 1 Lead Changes: 1

Points From	2nd Chance	Bench	Fast Break	Paint	Off Turnovers
TLS	23	27	0	22	12
WICH	13	8	18	44	21

18 | at MEMPHIS *

Jan. 19, 2023 | Memphis, Tenn. / FedExForum

Wichita St.	30	48	-	78
Memphis	36	52	-	88

- » **James Rojas** scored a career-high 19 points, but WSU struggled to get stops in a 10-point road loss.
- » **DeAndre Williams** (29 points) and **Kendric Davis** (20) did the heavy lifting for Memphis, which extended its home winning streak to 15 games.
- » The Tigers averaged 1.33 points-per-possession while shooting 52.3% -- both season-highs for a WSU foe.
- » Led by Davis (4-of-5) and **Keonte Kennedy** (4-of-6) Memphis made 11-of-21 from long distance.
- » The Shockers had made less than a third of their shots in five straight meetings with Memphis but shot 44.6% in this one, including 9-of-24 threes (.375).
- » **Jaykwon Walton** added 15 points to go with **Craig Porter Jr.**'s five assists and three blocks.
- » Porter hit back-to-back jumpers and **Jaron Pierre Jr.** sank a three during an 11-2 Shocker run that gave them a 20-12 lead with 8:19 to go in the first half.
- » The Tigers were 4-of-13 from the field at that point but proceeded to make 26-of-43 the rest of the way, including 9-of-13 from beyond the arc.
- » Down 36-30 at the intermission, WSU scored 48 second-half points on 61% shooting but surrendered 52 on 60% on the opposite end.
- » **Melvion Flanagan** came off the bench to spark an 8-0 Shocker run that pulled them back to within a point late, but Memphis exploded for 28 over the final 9:00.
- » WSU dropped its fifth straight to the Tigers and fell to 1-5 against them at FedExForum.

WICHITA STATE (9-9, 2-4)

#	Player	Pts	fg	3pt	ft	or	tr	pf	a	to	blk	s	min
33	ROJAS, James	19	5-9	1-3	8-10	1	5	3	0	3	1	1	33
10	WALTON, Jaykwon	15	4-5	2-3	5-6	0	2	1	1	3	0	0	34
03	PORTER Jr., Craig	11	5-12	1-4	0-0	3	6	1	5	3	3	0	36
11	POHTO, Kenny	9	2-8	0-1	5-7	3	4	5	2	0	1	3	27
05	PIERRE Jr., Jaron	7	3-11	1-6	0-0	0	2	3	0	1	0	0	25
12	FLANAGAN, Melvion	3	1-6	2-4	1-1	0	1	3	1	1	0	0	15
23	OKAFOR, Gus	3	1-1	1-1	0-0	0	0	1	2	0	0	0	10
22	SCOTT, Shamamah	3	1-1	1-1	0-0	0	1	1	0	0	0	0	3
01	BELL, Xavier	2	1-1	0-0	0-0	0	0	0	0	1	0	0	9
24	ABIDDE, Isaac	0	0-2	0-1	0-0	0	0	2	1	1	0	0	8
TEAM TOTALS		78	25-56	9-24	19-24	10	27	20	12	13	5	5	200

	FG	FG%	3FG	3FG%	FT	FT%	Deadball Rebounds:
1st Half	8-28	29%	4-14	29%	10-14	71%	Last FG: 2nd-00:29
2nd Half	17-28	61%	5-10	50%	9-10	90%	Biggest Run: 8-0
Game	25-56	44.6%	9-24	37.5%	19-24	79.2%	Largest lead: 8, 1st-8:19 Technical Fouls: None.

MEMPHIS (14-5, 4-2)

#	Player	Pts	fg	3pt	ft	or	tr	pf	a	to	blk	s	min
12	WILLIAMS, DeAndre	29	9-13	1-2	10-11	5	15	3	2	3	1	3	35
03	DAVIS, Kendrick	20	6-10	4-5	4-4	0	2	2	5	1	0	1	36
01	KENNEDY, Keonte	16	6-10	4-6	0-0	1	1	3	0	1	0	1	19
00	McFADDEN, Elijah	9	3-10	1-3	2-5	2	4	3	4	1	0	0	35
05	AKOBUNDO-EHIQUG, K.	4	2-2	0-0	0-1	1	3	1	1	3	5	0	20
11	LAWSON, Johnathan	3	1-6	1-3	0-0	0	0	0	0	0	0	0	25
04	LAWSON, Chandler	3	1-2	0-0	1-2	0	2	4	0	1	1	1	12
55	FRANKLIN, Damarria	0	0-3	0-2	0-0	0	3	2	1	2	0	2	17
14	GRANJA, Ian	0	0-0	0-0	0-0	0	0	0	0	0	0	0	1
TEAM TOTALS		88	30-56	11-21	17-23	11	33	18	17	12	7	8	20



2022-23 REVIEW

19 | at SMU*

Jan. 22, 2023 | Dallas, Texas / Moody Coliseum

Wichita St.	25	46	-	71
Memphis	29	40	-	69

- » Playing in Dallas for the first time since its historic 24-point comeback three seasons ago, WSU staged a fitting encore, trading twin 15-0 runs with SMU in the closing minutes before regrouping for a 71-69 victory.
- » **Jaykwon Walton** scored 18 points for WSU, including nine during a pivotal second-half run that put the Shockers ahead by 13 with just under 4:00 to play.
- » The Shockers turned the ball over five times in their next seven possessions, allowing SMU to reel off 15 straight points to retake the lead.
- » SMU's **Zach Nutall** (17 points) converted a four-point play and turned two steals into layups during the run, including the go-ahead basket with 1:41 to go.
- » WSU's **Craig Porter Jr.** sank three free throws for a 70-69 lead with 35 seconds left, and the Shockers got back-to-back defensive stops. Zach Nutall missed a three with eight seconds remaining. After an Isaac Abidde free throw, **Zhuric Phelps'** missed a would-be winner of his own as time expired.
- » **James Rojas** (12 points, 10 rebounds), Porter (11 points, four blocks) and **Jaron Pierre Jr.** (10 points) joined Walton in double-figures.
- » The Shockers outshot the Mustangs 45-38% and outscored them 24-16 at the foul line.
- » WSU won its sixth straight over SMU and improved to 4-0 at Moody Coliseum since joining the American.

WICHITA STATE (10-9, 3-4)

#	Player	Pts	fg	3pt	ft	or	tr	pf	a	to	blk	s	min
10	WALTON, Jaykwon	* 18	5-9	0-2	8-12	2	4	3	2	5	0	1	33
33	ROJAS, James	* 12	4-9	0-2	4-4	0	10	3	3	1	0	2	30
03	PORTER Jr., Craig	* 11	3-5	0-1	5-5	1	3	4	2	6	4	1	24
05	PIERRE Jr., Jaron	* 10	4-9	2-5	0-0	2	2	3	0	1	1	1	35
11	POHTO, Kenny	* 2	1-4	0-0	0-2	5	4	0	2	1	0	0	19
44	PB-CHANDLER, Isaiah	5	1-3	0-0	3-4	1	3	3	1	0	0	1	13
12	FLANAGAN, Melvion	5	2-4	1-2	0-0	1	1	1	0	0	0	0	7
22	SCOTT, Shammah	4	1-1	0-0	2-2	0	1	0	3	0	0	0	16
24	ABIDDE, Isaac	4	1-3	0-1	2-5	0	2	2	0	0	0	0	12
23	OKAFOR, Gus	0	0-0	0-0	0-0	0	0	0	0	0	1	0	6
01	BELL, Xavier	0	0-2	0-1	0-0	0	0	0	0	0	0	0	5
TEAM TOTALS													
71 22-49 3-14 24-32 7 35 22 15 16 7 7 200													
FG FG% 3FG 3FG% FT FT% Deadball Rebounds: 4.0													
1st Half 9-28 32% 2-10 20% 5-6 83% Last FG: 2nd-01:18													
2nd Half 13-21 62% 1-4 25% 19-26 73% Biggest Run: 15-0													
Game 22-49 44.9% 3-14 21.4% 24-32 75.0% Largest lead: 13, 3:56 2H													
Technical Fouls: None													

SMU (7-13, 2-5)

#	Player	Pts	fg	3pt	ft	or	tr	pf	a	to	blk	s	min
10	NUTALL, Zach	* 17	6-15	3-7	2-4	0	3	1	1	1	0	3	32
23	ODIGIE, Efe	* 16	5-6	0-0	6-7	5	11	1	1	5	0	0	28
01	PHELPS, Zhuric	* 13	4-17	0-7	5-7	1	5	4	4	2	0	2	30
11	WILLIAMSON, Samuel	* 3	0-4	0-0	3-6	3	4	4	4	3	0	1	19
02	SMITH, Jalen	* 0	0-4	0-3	0-0	0	3	5	0	2	1	2	26
03	TODOROVIC, Stefan	11	4-9	3-6	0-0	0	2	2	0	1	0	0	22
05	WRIGHT, Ricardo	5	2-2	1-1	0-0	0	2	2	0	1	0	1	17
22	AMBRISSE-HYLTON, Keon	4	2-3	0-0	0-0	1	4	3	0	0	1	0	17
24	LANIER, Emory	0	0-0	0-0	0-0	0	1	0	0	0	0	0	6
13	NJIE, Mo	0	0-0	0-0	0-0	0	0	0	0	1	0	2	2
00	KOULIBALY, Jefferson	0	0-0	0-0	0-0	0	0	0	0	2	0	0	1
TEAM TOTALS													
69 23-60 3-7 24 16-24 12 35 21 16 16 4 8 200													
FG FG% 3FG 3FG% FT FT% Deadball Rebounds: 5.1													
1st Half 12-28 43% 3-9 33% 2-4 50% Last FG: 2nd-00:47													
2nd Half 11-32 34% 4-15 27% 14-20 70% Biggest Run: 15-0													
Game 23-60 38.3% 7-24 29.2% 16-24 66.7% Largest lead: 9, 19:08 2H													
Technical: Odigie (18:13 2H)													

Officials: Byron Jarrett, Doug Simmons, K. B. Burdett Jr. Attendance: 4,308
Start Time: 2:02 PM ET Game Duration: 2:15 WSU led for 22:39. SMU led for 14:43
Game was tied for 2:38. Times tied: 9 Lead Changes: 8

Points From	2nd Chance	Bench	Fast Break	Paint	Off Turnovers
WICH	6	18	15	30	19
SMU	6	20	12	26	14

20 | TULANE*

Jan. 25, 2023 | Wichita, Kan. / Charles Koch Arena

Tulane	35	39	21	-	95
Wichita St.	48	26	16	-	90

- » **Jaykwon Walton** scored a career-high 24 points, including a game-tying three at the end of regulation, but hot-shooting Tulane prevailed in overtime.
- » **Jaron Pierre Jr.** added 18 points and **Craig Porter Jr.** (12 pts, 11 reb, 8 ast) flirted with a triple-double for WSU, which led by as many as 18 late in the first half and by eight with 2:41 to play in regulation.
- » Led by **Jaylen Forbes** (25 pts) and **Jalen Cook** (20 pts, 9 reb, 6 ast) Tulane piled up the most points by a Shock-er foe since 2007 and the most by a Roundhouse visitor since 1983. 31 of them in the last 3:00 of regulation plus overtime. The Green Wave came away with points on 14 of their last 16 possessions.
- » **Sion James'** steal and dunk (plus an and-one free throw), put Tulane up 74-71 with 22 seconds left in regulation, but WSU tied the game with nine seconds left when Porter found Walton for a corner three.
- » WSU opened overtime consecutive turnovers before scoring on seven straight possessions. It was too late. Tulane made 6-of-7 shots in the extra period and all seven free throws to keep the Shockers at arm's length.
- » The Wave shot 50.7% for the game. They missed their first 10 threes before connecting on 9 of their last 15.
- » The Shockers shot 44.4%, made 14-of-38 threes and logged a season-high 21 assists. They outrebounded Tulane 46-33 but lost the turnover battle 14-8 and were outscored 25-16 at the foul line.

TULANE (13-7, 6-3)

#	Player	Pts	fg	3pt	ft	or	tr	pf	a	to	blk	s	min
01	JAMES, Sion	* 11	3-6	1-4	4-5	0	3	4	4	1	0	2	42
03	COOK, Jalen	* 20	6-14	2-4	6-6	0	9	1	6	3	0	3	43
23	MCGEE, R.J.	* 4	2-5	0-1	0-1	1	2	0	0	0	0	1	16
24	CROSS, Kevin	* 18	7-17	1-5	3-3	0	7	3	5	3	0	2	39
25	FORBES, Jaylen	* 25	8-12	4-7	5-7	0	3	3	1	0	1	1	43
04	DAYS, Nopal	0	0-1	0-0	0-0	0	1	0	0	0	0	0	5
05	HOLLOWAY, Collin	2	1-1	0-0	0-0	1	3	0	1	0	0	0	7
33	POPE, Tylan	15	7-11	1-4	0-3	2	2	1	1	0	1	0	30
TEAM TOTALS													
95 34-67 9-25 18-25 5 33 13 18 8 2 9 225													
FG FG% 3FG 3FG% FT FT% Deadball Rebounds: 3.1													
1st Half 15-33 45% 2-12 17% 3-8 38% Last FG: 00:54 OT													
2nd Half 13-27 48% 5-10 50% 8-10 80% Biggest Run: 11-0													
OT 6-7 86% 2-3 67% 7-7 100% Largest lead: 5, 00:07 OT													
Game 34-67 50.7% 9-25 36.0% 18-25 72.0% Technical Fouls: None													

WICHITA STATE (10-10, 3-5)

#	Player	Pts	fg	3pt	ft	or	tr	pf	a	to	blk	s	min
03	PORTER Jr., Craig	* 12	5-12	2-5	0-0	3	11	2	8	0	1	0	43
05	PIERRE Jr., Jaron	* 18	5-14	5-12	3-4	1	7	1	2	2	1	0	42
10	WALTON, Jaykwon	* 24	9-15	5-9	1-2	1	3	3	6	3	0	0	33
11	POHTO, Kenny	* 17	7-11	0-0	3-4	3	9	3	4	2	2	1	37
33	ROJAS, James	* 10	3-8	0-2	4-4	1	8	5	1	4	0	1	29
12	FLANAGAN, Melvion	0	0-2	0-2	0-0	0	0	0	0	1	0	0	5
22	SCOTT, Shammah	3	1-4	1-4	0-0	0	0	1	0	0	0	0	13
23	OKAFOR, Gus	4	1-4	1-3	1-2	2	4	0	0	0	1	0	13
24	ABIDDE, Isaac	0	0-1	0-1	0-0	0	0	1	0	0	0	0	3
44	PB-CHANDLER, Isaiah	2	1-1	0-0	0-0	1	2	1	0	0	0	1	8
TEAM TOTALS													
90 32-72 14-38 12-16 14 46 17 21 14 4 4 225													
FG FG% 3FG 3FG% FT FT% Deadball Rebounds: 1.0													
1st Half 17-33 52% 7-15 47% 7-10 70% Last FG: 00:08 OT													
2nd Half 10-32 31% 5-19 26% 1-2 50% Biggest Run: 6-0													
OT 5-7 71% 2-4 50% 4-4 100% Largest lead: 18, 3:30 1H													
Game 32-72 44.4% 14-38 36.8% 12-16 75.0% Technical Fouls: None													

Officials: Steven Anderson, Josue Nieves, Chris Beaver Attendance: 7,003
Start Time: 8:10 PM ET Game Duration: 2:21 TLN led for 8:35. WSU led for 33:39.
Game was tied for 2:47. Times tied: 3 Lead Changes: 5

Points From	2nd Chance	Bench	Fast Break	Paint	Off Turnovers
TLN	4	17	1	40	15
WICH	6	9	11	34	8

21 | at EAST CAROLINA*

Jan. 29, 2023 | Greenville, N.C. / Williams Arena at Minges Coliseum

Wichita St.	49	36	-	85
East Carolina	28	44	-	72

- » WSU's first game in four years at Minges Coliseum felt just like old times. The Shockers built up a 21-point halftime lead and rolled to an 85-72 win.
- » **Craig Porter Jr.** posted team-highs 20 points, eight rebounds and four assists for WSU, which last played a game at ECU in February, 2019 due to a combination of unbalanced schedules and COVID-19 cancellations.
- » **James Rojas** scored 14 of his 19 points in the first half and finished with seven rebounds and four steals. He drew nine fouls and converted 11-of-14 free throws.
- » **Jaykwon Walton** (13 points, seven rebounds) and **Kenny Pohto** (10 pts) also finished in double-figures.
- » The Shockers shot 60% from the field to build a 49-28 halftime lead -- their fifth-largest in a true road game in the last 50 years. Notably, the fourth-largest margin on that list (22 points) came in their 2018 visit to ECU.
- » The lead grew to as many as 27 near the 7:00-mark of the second half, but ECU finished on a 12-2 run.
- » The Shockers shot 50.9% for the day, including 5-of-14 from three (.357), and converted 22 of 27 free throws.
- » WSU struggled defensively in last month's 79-69 loss to the Pirates but held them to 37.3% in the rematch. ECU made 11 threes but needed 35 attempts.
- » **RJ Felton** led the Pirate attack with 22 points on 8-of-19 shooting (2-of-11 from deep). **Benjamin Bayela** scored 18 off the bench on 6-of-8 three-point shooting.

WICHITA STATE (11-10, 4-5)

#	Player	Pts	fg	3pt	ft	or	tr	pf	a	to	blk	s	min
03	PORTER Jr., Craig	* 20	8-13	1-2	3-4	0	8	3	4	1	1	1	27
33	ROJAS, James	* 19	4-9	0-0	11-14	3	7	2	4	2	1	4	28
10	WALTON, Jaykwon	* 13	4-5	1-2	4-4	1	7	2	1	1	0	0	32
11	POHTO, Kenny	* 10	5-10	0-0	1-1	2	2	0	3	2	0	0	29
05	PIERRE Jr., Jaron	* 9	2-8	1-4	4-4	0	4	1	1	0	0	0	29
01	BELL, Xavier	4	2-3	0-1	0-0	0	1	4	0	2	0	0	14
44	PB-CHANDLER, Isaiah	3	1-1	1-1	0-0	1	1	0	0	0	2	0	11
12	FLANAGAN, Melvion	3	1-1	1-1	0-0	0	0	0	0	0	0	0	2
22	SCOTT, Shammah	2	1-2	0-1	0-0	0	0	1	1	1	0	0	12
02	RICKS, Jalen	2	1-3	0-1	0-0	0	0	1	0	1	0	0	4
23	OKAFOR, Gus	0	0-2	0-1	0-0	1	3	0	2	1	0	1	12
TEAM TOTALS													
85 29-57 5-14 22-27 9 38 14 16 12 4 6 200													
FG FG% 3FG 3FG% FT FT% Deadball Rebounds: 4.1													
1st Half 18-30 60% 3-8 38% 10-12 83% Last FG: 2nd-00:48													
2nd Half 11-27 41% 2-6 33% 12-15 80% Biggest Run: 10-0													
Game 29-57 50.9% 5-14 35.7% 22-27 81.5% Largest lead: 27, 6:45 2H													
Technical: Rojas (A), Coach													

EAST CAROLINA (11-11, 2-7)

#	Player	Pts	fg	3pt	ft	or	tr	pf	a	to	blk	s	min
03	FELTON, RJ	* 22	8-19	2-11	4-4	0	1	1	3	1	0	2	27
04	DIBOUNDE, Quentin	* 12	3-11	2-6	4-4	1	5	3	3	3	0	0	24
01	LaCOUNT, Kalib	* 6	3-8	0-4	0-0	2	4	2	2	4	0	1	24
23	JOHNSON, Brandon	* 3	1-7	0-2	1-2	2	6	4	1	3	0	0	26
24	DEBAUT, Ludly	* 2	1-2	0-0	0-0	7	9	4	0	0	4	0	19
05	BAYELA, Benjamin	18	6-9	6-8	0-0	1	3	2	2	0	0	2	26
11	PINEDO, Valentino	4	1-1	0-0	2-2	0	1	1	0	0	0	0	8
00	SUNDERLAND, Saxby	3	1-2	1-1	0-0	0	0	1	1	0	0	0	10
22	AUSAR, Ezra	2	1-3	0-0	0-0	0	4	1	1	1	0	2	23
21	WALKER, Jaden	0	0-4	0-2	0-0	0	0	0	0	1	0	1	9
22	ELLINGSWORTH, Jaxon	0	0-1	0-1	0-0	0	0	3	0	0	0	0	4
TEAM TOTALS													
72 25-67 11-35 11-12 13 33 22 13 13 4 8 200													
FG FG% 3FG 3FG% FT FT% Deadball Rebounds: 0.0													
1st Half 10-30 33% 4-18 22% 4-4 100% Last FG: 2nd-00:13													
2nd Half 15-37 41% 7-17 41% 7-8 88% Biggest Run: 10-0													
Game 25-67 37.3% 11-35 31.4% 11-12 91.7% Largest lead: n/a													
Technical: Debaut (A)													

Officials: Chuck Jones, Jerry Heater, Lee Cassell Attendance: 4,191
Start Time: 12:03 PM ET Game Duration: 2:06 WSU led for 39:32. ECU led for 0:00.
Game was tied for 0:16. Times tied: 0 Lead Changes: 0

Points From	2nd Chance
-------------	------------



2022-23 REVIEW

22 | HOUSTON *

Feb. 2, 2023 | Wichita, Kan. / Charles Koch Arena

3/3 Houston.....30 40 - 70
Wichita St.....29 32 - 61

- » WSU matched UH's energy, toughness and physicality but couldn't keep pace with its three-point shooting.
» Jaykwon Walton matched a personal-best with 24 points for WSU, which shot 38.9% and made just 3-of-20 from deep. James Rojas added 15 points and Kenny Pohto secured a career-high 12 rebounds.
» Jarace Walker and Marcus Sasser scored 15-each and Jamal Shead added seven assists to lead UH - the highest-ranked Roundhouse visitor in 32 years.
» WSU positioned itself well for what would have been the program's highest-rated home win since 1967, outbounding the Cougars 37-32 and outscoring them 34-30 in the paint and 17-15 on second-chances.
» However, UH made 6-of-12 second-half treys.
» The Shockers led as late as the 6:25-mark of the second half before a miserable seven-minute stretch that saw them miss six-straight shots and 4-of-8 free throws.
» Walker hit back-to-back triples to set off an 11-1 Cougar run. The first tied the game with 6:12 to play and the second put UH in front for good with 4:20 left.
» WSU held early leads of 10-2 and 19-12, thanks to Walton who scored 12 in the first 12 minutes before landing on the bench with foul trouble. In his absence, UH mounted a 9-0 run to go up 30-29 at the half.
» Walton helped WSU regain and rebuild its lead to 47-40 before picking up a third foul at the 13:25-mark. He returned four minutes later to a one-possession game. His layup made it 53-49 with 8:15 left. He hit a free throw for a 54-51 margin at the 6:25-mark.

HOUSTON (21-2, 9-1)

Table with columns: # Player, Pts, fg, 3pt, ft, or, tr, pf, a, to, blk, s, min. Rows include SASSER, Marcus; SHEAD, Jamal; MARK, Tramon; ROBERTS, J'Wan; WALKER, Jarace; FRANCIS, Ja'Vier; SHARP, Emanuel; ARCENEAUX, Terrance; CHANEY, Reggie; TEAM TOTALS.

Summary table with columns: FG, FG%, 3FG, 3FG%, FT, FT%, Deadball Rebounds: 2.0, Last FG: 2nd-01:03, Biggest Run: 8-0, Largest lead: 11, 2nd-00:21, Technical Fouls: None.

WICHITA STATE (11-11, 4-6)

Table with columns: # Player, Pts, fg, 3pt, ft, or, tr, pf, a, to, blk, s, min. Rows include PORTER JR., Craig; PIERRE JR., Jaron; WALTON, Jaykwon; POHTO, Kenny; ROJAS, James; BELL, Xavier; SCOTT, Shammah; OKAFOR, Gus; PB-CHANDLER, Isaiah; TEAM TOTALS.

Summary table with columns: FG, FG%, 3FG, 3FG%, FT, FT%, Deadball Rebounds: 2.0, Last FG: 2nd-00:12, Biggest Run: 10-0, Largest lead: 8, 1st-13:49, Technical Fouls: None.

Officials: Tony Greene, Ray Natili, Brian Dorsey Attendance: 7,274
Start Time: 9:06 PM CT Game Duration: 2:04 HOU led for 9:53. WSU led for 22:50.
Game was tied for 7:05. Times tied: 6 Lead Changes: 10

Points From 2nd Chance Bench Fast Break Paint Off Turnovers
HOU 15 5 4 4 30 12
WICH 17 4 8 12 24 10

23 | at TULSA *

Feb. 5, 2023 | Tulsa, Okla. / Reynolds Center

Wichita St.....45 41 - 86
Tulsa.....26 49 - 75

- » Jaron Pierre Jr. scored 14 of his team-high 19 points in the first half for WSU, which led 45-26 at halftime and by as many as 24 down the stretch.
» Craig Porter Jr. added 10 rebounds and seven assists.
» James Rojas (17 pts, 7/8 FG), Jaykwon Walton (17 pts) and Kenny Pohto (12 pts, career-high six assists) also put up big numbers.
» Tulsa scored 28 in the last 6:00 to thin the final margin.
» Tim Dalger finished with 24 points and hit five of Tulsa's 12 three-pointers. The Hurricane shot 40% from three but were outscored 46-24 in the paint.
» The Shockers shot 51.5% from the field and outbounded the hosts, 43-32.
» Tulsa went the first 29 minutes of game action without an offensive rebound and didn't record a second-chance point until the 3:44-mark of the second half.
» The Shockers used a 14-1 run midway through the first half to go up double-digits and closed the period with another 13-2 flurry. They made 19-of-33 shots in the half (.576) and were +15 on the glass.
» Tulsa scored the first two buckets out of the half before another Shocker salvo. Pohto found Walton for a dunk and a 61-37 lead with 13:28 to play and threw an alley-oop to Isaac Abidde with 6:07 left for a 71-47 edge.
» Tulsa's followed that dunk with runs of 7-1 and 15-2. Dalger's tip dunk with 36 seconds left cut the margin to 81-73, but that's as close as the Hurricane would get.

WICHITA STATE (12-11, 5-6)

Table with columns: # Player, Pts, fg, 3pt, ft, or, tr, pf, a, to, blk, s, min. Rows include PORTER JR., Craig; PIERRE JR., Jaron; WALTON, Jaykwon; POHTO, Kenny; ROJAS, James; BELL, Xavier; RICKS, Jalen; FLANAGAN, Melvion; SCOTT, Shammah; ABIDDE, Isaac; PB-CHANDLER, Isaiah; TEAM TOTALS.

Summary table with columns: FG, FG%, 3FG, 3FG%, FT, FT%, Deadball Rebounds: 2.0, Last FG: 2nd-00:17, Biggest Run: 9-0, Largest lead: 24, 2nd-13:28, Technical Fouls: None.

TULSA (5-17, 1-10)

Table with columns: # Player, Pts, fg, 3pt, ft, or, tr, pf, a, to, blk, s, min. Rows include GRIFFIN, Sam; KNIGHT, Brian; DALGER, Tim; BEISON, Brandon; SELEBANGUE, Bryant; MCWRIGHT, Jesaiah; EMBERY-SIMPSON, Keyshawn; GASTON-CHAPMAN, Sterling; CHUKWU, Charles; TEAM TOTALS.

Summary table with columns: FG, FG%, 3FG, 3FG%, FT, FT%, Deadball Rebounds: 5.1, Last FG: 2nd-00:36, Biggest Run: 8-0, Largest lead: 1, 1st-14:15, Technical Fouls: None.

Officials: Rob Rorke, Byron Jarrett, Bart Lenox Attendance: 3,754
Start Time: 2:00 PM Duration: 1:56
WSU led for 38:21. TLS led for 0:20. Game was tied for 0:00. Times tied: 2 Lead Changes: 2

Points From 2nd Chance Bench Fast Break Paint Off Turnovers
WICH 17 12 16 46 12
TULSA 7 6 12 24 13

24 | UCF *

Feb. 8, 2023 | Wichita, Kan. / Charles Koch Arena

UCF.....30 42 - 72
Wichita St.....36 31 - 67

- » Freshman standout Taylor Hendricks scored a game-high 23 points and UCF rallied from a double-digit deficit to win for the first time in six trips to Wichita.
» The Knights trailed 52-41 with 12:06 remaining before launching a 16-2 run.
» Craig Porter Jr. paced WSU with 19 points and seven assists and Jaron Pierre Jr. added 14 points and a career-high eight boards. James Rojas (12 points) and Jaykwon Walton (11) also finished in double-figures.
» WSU lost despite outshooting UCF 51.1% to 38.1%. Both sides totaled 24 field goals but UCF manufactured 16 extra attempts (63-47) helped by 18 Shocker turnovers and a 15-7 advantage on the offensive glass.
» The Knights also sank 12-of-32 threes, including 8-of-16 after halftime. WSU made just 4-of-16 from deep.
» Hendricks was 7-of-14 from the field and 3-of-5 from deep. Ithiel Horton added 14 points on 4-of-6 three-point shooting while Darius Johnson (12 pts, 7 reb) accounted for seven of UCF's 13 steals.
» The Shockers dunked four times and piled up 14 fast break points to build a 36-30 halftime lead. Pierre scored 12 points on 5-of-6 shooting in that span.
» WSU forced 10 UCF turnovers in the first half but just three more the rest of the way.
» Porter's driving layup pushed the margin to 11 points - 52-41 - with 12:06 remaining, but the Shockers turned the ball over on six of the next 10 possessions.
» Pierre dunked for a 60-59 WSU lead near the 4:00-mark but UCF scored the next seven points to pull away.

UCF (14-9, 5-6)

Table with columns: # Player, Pts, fg, 3pt, ft, or, tr, pf, a, to, blk, s, min. Rows include THIOUNE, Lahat; JOHNSON, Darius; HORTON, Ithiel; KELLY, C.J.; HENDRICKS, Taylor; YOUNG, Jayhlon; EDWARDS, P.J.; FREEMAN, Itiem; SYLLA, Theirno; TEAM TOTALS.

Summary table with columns: FG, FG%, 3FG, 3FG%, FT, FT%, Deadball Rebounds: 1.0, Last FG: 2nd-01:52, Biggest Run: 7-0, Largest lead: 7, 2nd-01:52, Technical Fouls: None.

WICHITA STATE (12-12, 5-7)

Table with columns: # Player, Pts, fg, 3pt, ft, or, tr, pf, a, to, blk, s, min. Rows include PORTER JR., Craig; PIERRE JR., Jaron; WALTON, Jaykwon; POHTO, Kenny; ROJAS, James; BELL, Xavier; SCOTT, Shammah; ABIDDE, Isaac; PB-CHANDLER, Isaiah; TEAM TOTALS.

Summary table with columns: FG, FG%, 3FG, 3FG%, FT, FT%, Deadball Rebounds: 2.0, Last FG: 2nd-00:12, Biggest Run: 9-0, Largest lead: 11, 2nd-12:13, Technical Fouls: None.

Officials: Anthony Jordan, Todd Austin, Bill Ek Attendance: 6,929 Start Time: 7:02 PM CT
Game Duration: 1:58 UCF led for 11:14. WSU led for 27:57. Game was tied for 0:49.
Times tied: 1 Lead Changes: 4

Points From 2nd Chance Bench Fast Break Paint Off Turnovers
UCF 16 10 2 20 15
WICH 9 3 18 36 11



2022-23 REVIEW

25 | SMU*

Feb. 12, 2023 | Wichita, Kan. / Charles Koch Arena

SMU	39	36	5	9	-	89
Wichita St.	38	37	5	11	-	91

- » WSU rallied from a six-point deficit in the final 72 seconds of regulation for a double-overtime win.
- » **Kenny Pohto** (career-high 28 points on 13-of-15 shooting), **Craig Porter Jr.** (22 points, six assists) and **Jaykwon Walton** (20 points) became WSU's first trio of 20-point scorers since 1988.
- » WSU trailed by five points with less than a minute to play in regulation when Porter stole an inbound pass and nailed a three-pointer. After a defensive stop, he stuck a game-tying lineup with two seconds on the clock to force overtime. The senior had six of WSU's 11 points in the decisive second overtime period.
- » **Zhuric Phelps** (26 points, seven steals) and **Efe Odigie** (21) led the scoring for SMU, which was unable to capitalize on a 25-12 advantage in turnovers.
- » WSU shot a season-high 57.4% from the field.
- » SMU shot 46.8%, but missed 10-of-15 shots and 7-of-11 free throws in the final 1:18 of regulation plus OT.
- » WSU scored on its first seven possessions in a 63% first half shooting display but still trailed 39-38 at the break.
- » SMU scored 28 points off of WSU's 25 turnovers -- most by a Shocker team in 15 years.
- » WSU snapped a three-game home losing streak and avoided its first four-game skid since 2007-08.
- » It was WSU's seventh consecutive win over SMU. Four of those games have come down to the final seconds.

SMU (9-17, 4-9)

#	Player	Pts	fg	3pt	ft	or	tr	pf	a	to	blk	s	min
01	PHELPS, Zhuric	* 26	9-17	2-4	6-8	1	3	1	5	4	1	7	46
02	SMITH, Jalen	* 6	2-6	2-6	0-0	0	0	2	2	4	0	1	38
10	NUTALL, Zach	* 15	6-16	2-7	1-2	2	7	3	5	1	0	1	46
11	WILLIAMSON, Samuel	* 19	9-16	0-0	1-2	5	10	2	5	0	1	1	46
23	ODIGIE, Efe	* 21	10-16	0-0	1-5	2	5	1	1	0	0	1	39
03	TODOROVIC, Stefan	2	1-2	0-0	0-0	0	1	1	0	0	0	0	7
05	WRIGHT, Ricardo	0	0-2	0-1	0-0	0	0	1	0	0	0	0	4
13	NJIE, Mo	0	0-1	0-0	0-0	0	0	0	1	0	0	0	2
22	AMBROSE-HYLTON, Keon	0	0-2	0-1	0-0	0	0	2	0	0	1	0	13
24	LANIER, Emory	0	0-1	0-1	0-0	0	1	4	1	0	0	0	9
TEAM						4	6	0	2				
TOTALS		89	37-79	6-20	9-17	14	34	16	20	12	3	11	250
FG		46.8%	3FG	30.0%	FT	52.9%	Deadball Rebounds: 5.0						
1st Half		17-35	49%	3-11	27%	2-2	100%	Last FG: 4th-00:14					
2nd Half		15-30	50%	3-7	43%	3-5	60%	Biggest Run: 8-0					
OT		5-14	36%	0-2	00%	4-10	40%	Largest lead: 6, 2nd-01:36					
Game		37-79	46.8%	6-20	30.0%	9-17	52.9%	Technical Fouls: None.					

WICHITA STATE (13-12, 6-7)

#	Player	Pts	fg	3pt	ft	or	tr	pf	a	to	blk	s	min
03	PORTER Jr., Craig	* 22	9-15	2-3	2-2	1	4	5	6	6	3	1	47
05	PIERRE Jr., Jaron	* 2	1-3	0-1	0-0	0	2	1	2	5	1	0	20
10	WALTON, Jaykwon	* 20	6-11	2-6	6-8	0	4	4	4	6	1	0	44
11	POHTO, Kenny	* 28	13-15	0-0	2-2	4	8	4	2	2	0	2	41
33	ROJAS, James	* 4	2-4	0-0	0-0	0	5	2	1	2	1	1	18
01	BELL, Xavier	2	1-2	0-0	0-0	0	1	1	1	0	0	1	13
12	FLANAGAN, Melvion	6	1-5	1-4	3-3	1	4	3	1	2	0	0	21
22	SCOTT, Shammah	0	0-0	0-0	0-0	0	1	0	0	0	0	1	5
24	ABIDDE, Isaac	3	1-5	0-1	1-4	1	6	3	1	2	2	1	32
44	PB-CHANDLER, Isaiah	4	1-1	0-0	2-3	1	1	0	0	0	1	0	9
TEAM						3	6	0	0				
TOTALS		91	35-61	5-15	16-22	11	42	23	18	25	9	7	250
FG		57.4%	3FG	33.3%	FT	72.7%	Deadball Rebounds: 1.0						
1st Half		17-27	63%	2-4	50%	2-5	40%	Last FG: 4th-00:40					
2nd Half		14-25	56%	2-7	29%	7-9	78%	Biggest Run: 11-0					
OT		4-9	44%	1-4	25%	7-8	87.5%	Largest lead: 7, 1st-10:38					
Game		35-61	57.4%	5-15	33.3%	16-22	72.7%	Technical Fouls: None.					

Officials: Tony Greene, Keith Kimble, Brian O'Connell Attendance: 6,657
Start Time: 3:01 PM CT Game Duration: 2:42 SMU led for 14:32. WSU led for 31:57.
Game was tied for 3:32. Times tied: 7 Lead Changes: 9

Points From	2nd Chance	Bench	Fast Break	Paint	Off Turnovers
SMU	16	2	8	46	28
WICH	12	15	12	48	18

26 | at TEMPLE*

Feb. 16, 2023 | Philadelphia, Pa. / Liacouras Center

Wichita St.	41	38	-	79
Temple	33	32	-	65

- » **Jaykwon Walton** scored a game-high 21 points on 5-of-7 three-point shooting and a WSU team that has had difficulty closing out opponents slammed the door on Temple.
- » Walton and **Craig Porter Jr.** combined for 18 points during a 21-3 Shocker run to finish the game.
- » It was WSU's fourth consecutive road win and first ever in three trips to the Liacouras Center. Nationally-ranked Shocker teams fell to Temple in 2018 and 2020.
- » The Owls used a 13-0 run to forge ahead 62-58 at the 6:23-mark but missed eight straight shots.
- » The Shockers scored the next 15 points to take control.
- » **James Rojas** secured his third double-double with 11 points, 11 rebounds, four assists and five steals.
- » Porter finished with 10 points, eight rebounds and six assists with just one turnover.
- » Despite early foul trouble from Porter, WSU closed the first half on a 13-2 run and led 41-33 at the break.
- » Porter made his presence felt in crunch time with a triple from the top of the key put WSU in front for good with 4:32 to play. He lobbed to Pohto for a layup on the next trip down, then nailed another step-back three and short jumper to put the Shockers in driver's seat.
- » WSU shot 46.6%, made 10-of-26 threes (.385) and finished +16 on the boards. Temple was better from beyond the arc (10-of-24, .417) than inside it (13-of-32, .406).
- » **Hysier Miller** paced TU with 17 points but **Khalif Battle**, the AAC's fourth-leading scorer coming in, was scoreless on just four field goal attempts.

WICHITA STATE (14-12, 7-7)

#	Player	Pts	fg	3pt	ft	or	tr	pf	a	to	blk	s	min
03	PORTER Jr., Craig	* 10	4-8	2-3	0-0	2	8	3	6	1	0	0	23
10	WALTON, Jaykwon	* 21	6-11	5-7	4-4	1	4	1	1	2	0	1	36
11	POHTO, Kenny	* 12	5-8	0-1	2-4	2	2	0	3	1	2	0	33
12	FLANAGAN, Melvion	* 3	1-6	1-5	0-0	1	7	3	1	0	0	2	28
33	ROJAS, James	* 11	3-8	1-2	4-6	1	11	3	4	3	0	5	35
01	BELL, Xavier	7	2-4	1-2	2-2	0	1	0	0	0	0	0	10
05	PIERRE Jr., Jaron	8	3-9	0-5	2-2	0	2	0	2	2	1	0	23
24	ABIDDE, Isaac	3	1-2	0-1	1-1	1	1	1	1	1	0	0	5
44	PB-CHANDLER, Isaiah	4	2-2	0-0	0-0	0	1	2	0	0	0	0	7
TEAM						4	6	0	2				
TOTALS		79	27-58	10-26	15-19	12	42	13	18	12	3	8	200
FG		47%	3FG	38.5%	FT	80%	Deadball Rebounds: 3.1						
1st Half		16-34	47%	5-15	33%	4-5	80%	Last FG: 2nd-00:11					
2nd Half		11-24	46%	5-11	45%	11-14	79%	Biggest Run: 16-0					
Game		27-58	46.6%	10-26	38.5%	15-19	78.9%	Largest lead: 14, 2nd-00:11					
								Technical Fouls: None.					

TEMPLE (14-13, 8-6)

#	Player	Pts	fg	3pt	ft	or	tr	pf	a	to	blk	s	min
01	DUNN, Damian	* 14	3-13	3-5	5-6	0	1	2	4	4	0	0	37
03	MILLER, Hysier	* 17	6-13	3-9	2-3	0	1	3	3	0	0	1	36
11	JOURDAIN, Nick	* 5	2-5	1-2	0-0	2	7	1	3	1	1	1	26
15	JONGKUCH, Kur	* 4	2-3	0-0	0-2	0	4	2	0	1	0	0	21
24	HICKS, Zach	* 15	6-9	3-5	0-1	1	6	3	3	0	1	1	35
00	BATTLE, Khalif	0	0-4	0-3	0-0	0	0	0	1	2	0	0	17
02	WHITE, Jahliel	2	1-2	0-0	0-0	0	2	4	0	1	1	0	15
04	REYNOLDS, Jamille	8	3-7	0-0	2-3	2	4	2	0	2	0	2	13
TEAM						1	1	0	0				
TOTALS		65	23-56	10-24	9-15	6	26	17	15	10	3	5	200
FG		41.1%	3FG	41.7%	FT	60.0%	Deadball Rebounds: 2.0						
1st Half		11-27	41%	4-10	40%	7-11	64%	Last FG: 2nd-00:55					
2nd Half		12-29	41%	6-14	43%	2-4	50%	Biggest Run: 13-0					
Game		23-56	41.1%	10-24	41.7%	9-15	60.0%	Largest lead: 5, 1st-14:02					
								Technical Fouls: None.					

Officials: Doug Shows, Patrick Evans, Lee Cassell Attendance: 4,390
Start Time: 6:02 PM ET Game Duration: 1:58 WSU led for 20:15. TEM led for 12:38.
Game was tied for 6:58.

Points From	2nd Chance	Bench	Fast Break	Paint	Off Turnovers
WICH	12	22	7	30	14
TEM	11	10	8	18	11

27 | MEMPHIS*

Feb. 23, 2023 | Wichita, Kan. / Charles Koch Arena

Memphis	40	43	-	83
Wichita St.	40	38	-	78

- » WSU scored at will inside the arc, controlled the glass and dominated turnovers, but Memphis made enough jump shots to make all of that moot.
- » Led by **Kendric Davis** (19 points) and **DeAndre Williams** (18), the Tigers finished at 54.7% from the field, including 9-of-19 from three, to come out on top in a game that featured 16 lead changes.
- » WSU was just 6-of-27 from deep but piled up 48 points in the paint. The Shockers posted strong percentages on the offensive (.444) and defensive glass (.703) and had a 14-7 edge in turnovers.
- » **James Rojas** scored all of his team-high 19 points in the first half on 7-of-7 shooting but attempted just one more field goal the rest of the way while battling foul trouble and a slew of double teams.
- » **Jaron Pierre Jr.** picked up the slack, scoring all 15 of his points over the final 12:00. His triple with 8:17 to play gave WSU a 62-61 lead.
- » **Jonathan Lawson** hit two crucial threes down the stretch for Memphis. The first gave the Tigers the lead for good near the 6:00-mark. The other made it a two-possession game with 1:17 left.
- » WSU's **Jaykwon Walton** finished with 14 points and six assists while playing all 40 minutes.
- » **Craig Porter Jr.** accounted for five of WSU's 12 steals to go with 15 points, seven rebounds and seven assists.
- » **Isaiah Poor Bear-Chandler** set a personal-best of his own with four blocks in just 12 minutes of action.

MEMPHIS (21-7, 11-4)

#	Player	Pts	fg	3pt	ft	or	tr	pf	a	to	blk	s	min
00	MCCADDEN, Elijah	* 5	1-2	0-0	3-4	1	2	1	2	6	0	1	27
03	DAVIS, Kendric	* 19	6-14	2-5	5-6	1	5	1	4	3	0	0	34
04	LAWSON, Chandler	* 6	2-2	1-1	1-2	0	3	4	0	0	0	0	16
12	WILLIAMS, DeAndre	* 18	6-10	1-1	5-7	1	9	1	5	1	3	1	36
25	HARDAWAY, Jayden	* 0	0-1	0-1	0-0	0	0	0	0	0	0	0	7
02	LOMAX, Alex	7	3-3	1-1	0-0	0	2	0	1	0	0	0	16
01	AKOBUNDU-EHIOGU, K.	0	0-1	0-0	0-0	1	2	1	0	1	1	0	7
11	LAWSON, Jonathan	9	3-6	2-4	1-2	1	2	2	1	2	1	0	20
23	DANDRIDGE, Malcolm	7	3-5	0-0	1-1	1	2	2	1	0	1	0	13
55	FRANKLIN, Damaris	12	5-9	2-6	0-0	0	2	3	1	1	0	0	24
TEAM						2	4	0	0				
TOTALS		83	29-53	9-19	16-22	8	33	15	15	14	6	2	200
FG		54.7%	3FG	47.4%	FT	72.7%	Deadball Rebounds: 3.0						
1st Half		16-27	59%	6-10	60%	2-4	50%	Last FG: 2nd-01:16					
2nd Half		13-26	50%	3-9	33%	14-18	78%	Biggest Run: 8-0					
Game		29-53	54.7%	9-19	47.4%	16-22	72.7%	Largest lead: 7, 2nd-05:52					
								Technical Fouls: None.					

WICHITA STATE (14-13, 7-8)

#	Player	Pts	fg	3pt	ft	or	tr	pf	a	to	blk	s	min
03	PORTER Jr., Craig	* 15	6-18	1-7	2-2	2	7	4	7	0	0	5	36
10	WALTON, Jaykwon	* 14	7-11	0-3	0-0	2	4	2	6	1	0	1	40
11	POHTO, Kenny	* 8	4-9	0-0	0-0	2	4	1	1	0	0	2	28
12	FLANAGAN, Melvion	* 3	1-5	1-4	0-0	0	1	1	1	1	0	1	16
33	ROJAS, James	* 19	7-8	1-1	4-8	2	6	4	1	3	0	2	25
01	BELL, Xavier	0	0-0	0-0	0-0	0	0	0	0	0	0	0	3
05	PIERRE Jr., Jaron	15	6-13	3-10	0-0	0	1	2	0	1	1	1	25



2022-23 REVIEW

28 | at TULANE *

Feb. 26, 2023 | New Orleans, La. / Devlin Fieldhouse

Wichita St.	46	37	-	83
Tulane	39	37	-	76

- » **Craig Porter Jr.** celebrated his 23rd birthday with a triple-double and New Orleans native **Jaron Pierre Jr.** put on a show for a large contingent of family and friends with a career-high 28 points.
- » Porter finished with 15 points, 10 rebounds and a career-high 10 assists to post only the second Shocker triple-double in 50 years. **Fred VanVleet** had the other.
- » WSU won its fifth consecutive road game.
- » The Shockers shot 53.1%, including 45.5% (10-of-22) from deep, helped by Pierre's 5-of-12 performance.
- » **James Rojas** added a career-high 20 points and cleared eight rebounds.
- » Tulane's **Jalen Cook** scored a game-high 30 points on 8-of-15 three-point shooting. The hosts were 15-of-33 (.455) from deep.
- » In a surprising twist, WSU won the game at the line and in transition, outscoring up-tempo Tulane 19-4 on fast break points and 21-5 on free throws. The Wave had entered the day ranked sixth nationally in free throws-per-game (17.4) and No. 3 in tempo, per KenPom.
- » Tulane rallied from large deficits to win each of the three previous meetings, including an 18-point hole last month in Wichita, and nearly did so again.
- » After WSU built a 17-point first-half lead, Tulane used a 15-2 run to get within four just before the break and cut it to 69-68 near the 6:00-mark of the second half.
- » WSU held Tulane to just three baskets the rest of the way. Rojas scored eight during a 14-5 spurt that pushed the margin safely back to double-digits.

WICHITA STATE (15-13, 8-8)

#	Player	Pts	fg	3pt	ft	or	tr	pf	a	to	blk	s	min
05	PIERRE Jr., Jaron	* 28	9-17	5-12	5-7	0	1	1	4	1	0	1	39
33	ROJAS, James	* 20	5-12	2-3	8-10	2	8	2	2	5	0	2	37
03	PORTER Jr., Craig	* 15	5-9	2-4	3-6	0	10	1	10	3	1	3	37
11	POHOTO, Kenny	* 9	2-4	0-0	5-6	0	8	3	0	3	0	1	23
10	WALTON, Jaykwon	* 5	2-4	1-3	0-0	0	6	3	1	1	0	2	37
44	PB-CHANDLER, Isaiah	* 4	2-2	0-0	0-0	0	2	0	0	0	0	0	17
24	ABIDDE, Isaac	* 2	1-1	0-0	0-0	0	0	0	0	0	0	0	3
12	FLANAGAN, Melvion	* 0	0-0	0-0	0-0	0	0	2	1	0	0	0	5
01	BELL, Xavier	* 0	0-0	0-0	0-0	0	0	1	0	0	0	0	2
TEAM Totals		83	26-49	10-22	21-29	4	35	13	19	15	1	9	200

FG	FG%	3FG	3FG%	FT	FT%	Deadball Rebounds:	6.1
1st Half	17-29	59%	7-13	54%	5-6	83%	Last FG: 2nd-04:59
2nd Half	9-20	45%	3-9	33%	16-23	70%	Biggest Run: 8-0
Game	26-49	53.1%	10-22	45.5%	21-29	72.4%	Largest lead: 17, 1st-03:58

TULANE (17-9, 10-5)

#	Player	Pts	fg	3pt	ft	or	tr	pf	a	to	blk	s	min
03	COOK, Jalen	* 30	11-21	8-15	0-0	0	2	4	2	0	0	0	40
25	FORBES, Jaylen	* 17	6-14	4-9	1-1	1	7	3	4	3	0	2	40
01	JAMES, Sion	* 11	4-5	2-3	1-4	0	4	2	2	1	0	2	40
24	CROSS, Kevin	* 6	2-13	0-2	2-2	0	3	5	6	1	0	0	30
33	POPE, Tyian	* 2	1-2	0-1	0-0	0	3	3	3	1	2	2	21
23	MCGEE, R.J.	* 5	2-3	0-0	1-2	3	4	1	1	0	0	1	16
05	HOLLOWAY, Collin	* 5	2-3	1-2	0-0	0	1	4	1	2	0	0	11
02	COLEMAN, Jadan	* 0	0-1	0-1	0-0	0	0	1	0	0	0	0	2
TEAM Totals		76	28-62	15-33	5-9	4	25	21	21	10	2	7	200

FG	FG%	3FG	3FG%	FT	FT%	Deadball Rebounds:	2.0
1st Half	14-30	47%	8-18	44%	3-7	43%	Last FG: 2nd-00:16
2nd Half	14-32	44%	7-15	47%	2-2	100%	Biggest Run: 10-0
Game	28-62	45.2%	15-33	45.5%	5-9	55.6%	Largest lead: a

Officials: Joe Lindsey, Doug Shows, Lucas Santos Attendance: 2,143
Start Time: 2:00 PM CT Game Duration: 2:03 WSU led for 38:19. TLN led for 0:00
Game was tied for 1:41. Times tied: 1 Lead Changes: 0

Points From	2nd Chance	Bench	Fast Break	Paint	Off Turnovers
WICH	9	6	19	24	10
TLN	5	10	4	22	13

29 | at HOUSTON *

Mar. 2, 2023 | Houston, Texas / Fertitta Center

Wichita St.	31	35	-	66
1/1 Houston	33	50	-	83

- » Wichita State hung around with No. 1 Houston for more than 30 minutes but eventually succumbed to turnovers, missed free throws and tired legs.
- » **Jamal Shead** scored a career-high 25 points and **Marcus Sasser** tacked on 24 for UH, which played from behind for most of the first half before outscoring the Shockers 50-35 in the final period.
- » **Craig Porter Jr.** (17 points), **Jaron Pierre Jr.** (16) and **Kenny Pohto** (12) finished in double-figures for WSU which played without leading scorer **Jaykwon Walton** (illness) but still managed to shoot 64.9% from the field against a Cougar team that came in leading the nation in field goal percentage defense (.358).
- » WSU was 22-of-30 (.733) from the floor near the 5:00-mark of the second half but missed 5 of its last 7 shots to fall short of the school record, set 35 years prior against Austin Peay (26/39, .667 on Dec. 17, 1987).
- » The Shockers weren't nearly as accurate at the foul line (12-of-21) or with their passing, committing 20 turnovers while forcing just 10. UH tallied 14 steals.
- » The Cougars shot 47.4%, including 9-of-25 from three (.360) and converted 20-of-22 free throws.
- » On his senior night, Sasser went 3-of-7 from deep and tied Houston's career triples mark (261).
- » **James Rojas** scored eight points without a single field goal attempt. He drew seven fouls and connected on 8-of-10 free throws.

WICHITA STATE (15-14, 8-9)

#	Player	Pts	fg	3pt	ft	or	tr	pf	a	to	blk	s	min
03	PORTER Jr., Craig	* 17	7-10	1-2	2-3	1	7	4	3	3	0	2	34
05	PIERRE Jr., Jaron	* 16	7-13	2-5	0-0	0	4	1	1	6	0	0	40
11	POHOTO, Kenny	* 12	5-7	0-0	2-8	2	4	2	1	3	0	1	30
33	ROJAS, James	* 8	0-0	0-0	8-10	0	6	5	3	4	0	0	30
01	BELL, Xavier	* 8	3-3	2-2	0-0	0	1	2	1	1	0	1	28
02	RICKS, Jalen	* 3	1-2	1-2	0-0	0	1	0	0	1	0	0	6
44	PB-CHANDLER, Isaiah	* 2	1-1	0-0	0-0	0	0	0	0	0	0	0	10
12	FLANAGAN, Melvion	* 0	0-1	0-1	0-0	0	0	1	0	1	0	1	12
23	OKAFOR, Gus	* 0	0-0	0-0	0-0	0	1	2	0	0	0	1	8
24	ABIDDE, Isaac	* 0	0-0	0-0	0-0	0	0	0	0	0	0	0	2
TEAM Totals		66	24-37	6-12	12-21	3	23	16	11	20	0	6	200

FG	FG%	3FG	3FG%	FT	FT%	Deadball Rebounds:	4.0
1st Half	13-18	72%	3-5	60%	2-4	50%	Last FG: 2nd-02:23
2nd Half	11-19	58%	3-7	43%	10-17	59%	Biggest Run: 10-0
Game	24-37	64.9%	6-12	50.0%	12-21	57.1%	Largest lead: 8, 1st-08:53

HOUSTON (28-2, 16-1)

#	Player	Pts	fg	3pt	ft	or	tr	pf	a	to	blk	s	min
01	SHEAD, Jamal	* 25	10-17	4-8	1-1	0	3	1	1	2	0	3	36
00	SASSER, Marcus	* 22	5-11	3-7	9-11	1	3	3	4	3	0	2	35
32	CHANAY, Reggie	* 4	2-2	0-0	0-0	0	0	3	0	1	0	2	14
12	MARK, Tramon	* 2	1-5	0-3	0-0	0	1	0	4	1	1	1	24
04	BOWSER, Darius	* 0	0-0	0-0	0-0	0	1	0	0	0	0	0	3
25	WALKER, Jarace	* 13	5-11	1-4	2-2	4	9	4	2	2	0	3	28
21	SHARP, Emanuel	* 7	1-3	1-3	4-4	1	2	3	1	1	0	0	10
13	ROBERTS, J'Wan	* 6	2-5	0-0	2-2	2	3	3	1	0	1	1	29
23	ARCENTAUX, Terrance	* 2	1-3	0-0	0-0	2	3	1	2	0	0	2	15
05	FRANCIS, Ja'Vier	* 2	0-0	0-0	2-2	1	1	2	1	0	0	0	6
20	Elvin, Ryan	* 0	0-0	0-0	0-0	0	0	0	0	0	0	0	0+
TEAM Totals		83	27-57	9-25	20-22	11	26	20	16	10	2	14	200

FG	FG%	3FG	3FG%	FT	FT%	Deadball Rebounds:	1.0
1st Half	9-24	38%	2-9	22%	13-13	100%	Last FG: 2nd-00:34
2nd Half	18-33	55%	7-16	44%	7-9	78%	Biggest Run: 9-0
Game	27-57	47.4%	9-25	36.0%	20-22	90.9%	Largest lead: 19, 0:34 2H

Officials: Mike Nance, Byron Jarrett, Owen Shortt Attendance: 7,879
Start Time: 6:02 PM CT Game Duration: 1:58 WSU led for 11:28. HOU led for 24:42
Game was tied for 3:50. Times tied: 8 Lead Changes: 6

Points From	2nd Chance	Bench	Fast Break	Paint	Off Turnovers
WICH	7	5	9	28	4
HOU	15	28	10	32	17

30 | SOUTH FLORIDA *

Mar. 5, 2023 | Wichita, Kan. / Charles Koch Arena

South Florida	33	16	-	49
Wichita St.	36	33	-	69

- » **Craig Porter Jr.** celebrated Senior Day with a career-high 24 points and WSU closed out the regular season with an easy win.
- » Up three at the break, WSU outscored the Bulls 33-16 in the second half to pull away.
- » The Shockers shot an even 50% from the field (28-of-56) and held USF to 31.0%.
- » **Serrell Smith** tallied 11 points for the visitors, who made just 5-of-22 shots after halftime.
- » In his final home game at the Roundhouse, Porter was 9-of-16 from the field and 3-of-5 from deep. He handed out five assists and blocked five shots. With his final assist of the day, Porter became just the 24th Shocker to tally 250 career assists.
- » **Xavier Bell** (11 points) and **James Rojas** (10) also finished in double-figures and **Kenny Pohto** grabbed a team-high 10 rebounds.
- » Led by Porter's 14, the four seniors accounted for 27 of WSU's 33 first-half points.
- » The Bulls had early success on second-chance opportunities but managed just one offensive board after halftime. After being outrebounded in the first half (19-18) the Shockers were plus-13 the rest of the way (23-10).
- » USF's .754 points-per-possession was the lowest by a WSU foe this year in conference play.
- » The win gave WSU the AAC's No. 6 seed and dropped USF to No. 8. A loss would have done the opposite.

SOUTH FLORIDA (14-17, 7-11)

#	Player	Pts	fg	3pt	ft	or	tr	pf	a	to	blk	s	min
00	CONWELL, Ryan	* 2	1-6	0-4	0-0	0	2	3	2	0	1	1	21
02	HARRIS, Tyler	* 10	3-13	2-9	2-2	0	0	1	1	2	0	1	37
20	HINES Jr., Sam	* 8	4-9	0-1	0-2	3	9	1	2	2	0	1	35
24	CHAPLIN, Jamir	* 7	2-8	2-5	1-2	1	2	0	0	0	0	1	33
54	TCHAWA, Russel	* 9	3-6	0-0	3-4	2	6	0	0	2	1	1	36
04	MUORDAR, Dok	* 0	0-0	0-0	0-0	0	0	0	0	0	0	0	1
10	SMITH JR., Serrell	11	4-9	3-3	0-1	1	2	0	0	1	0	2	21
15	WALKER JR., Corey	0	0-2	0-0	0-2	0	4	0	1	0	1	0	9
23	BRYANT, Keyshawn	2	1-5	0-2	0-0	1	3	5	0	3	0	0	9
TEAM Totals		49	18-58	7-24	6-12	10	29	9	7	12	2	7	200

FG	FG%	3FG	3FG%	FT	FT%	Deadball Rebounds:	4.0
1st Half	13-36	36%	4-15	27%	3-4	75%	Last FG: 2nd-00:04
2nd Half	5-22	23%	3-9	33%	3-8	38%	Biggest Run: 6-0
Game	18-58	31.0%	7-24	29.2%	6-12	50.0%	Largest lead: 2, 1st-13:05

WICHITA STATE (16-14, 9-9)

#	Player	Pts	fg	3pt	ft	or	tr	pf	a	to	blk	s	min
03	PORTER Jr., Craig	* 24	9-16	3-5	3-3	1	5	2	5	4	5	2	38
05	PIERRE Jr., Jaron	* 9	4-10	1-5	0-0	1	2	0	4	1	0	0	39
23	OKAFOR, Gus	* 8	4-7	0-2	0-0	5	7	1	1	1	0	0	19
33	ROJAS, James	* 10	4-6	0-1	2-2	0	6	2	1	3	0	2	23
44	PB-CHANDLER, Isaiah	* 3	1-2	1-2	0-0	0	1	1	1	0	0	0	16
01	BELL, Xavier	11	4-8	2-3	1-2	0	3	2	1	1	0	1	26
02	RICKS, Jalen	0	0-0	0-0	0-0	0	0	0	0	0	0	0	1
11	POHOTO, Kenny	4	2-5	0-1	0-0	1	10	2	4	4	3	2	24
12	FLANAGAN, Melvion	0	0-1	0-1	0-0	0	2	2	0	0	0	0	7
22	SCOTT, Shamamah	0	0-1	0-0	0-0	0	0	1	0	0	0	0	6
24	ABIDDE, Isaac	0	0-0	0-0	0-0	0	0	0	0	0	0	0	1
TEAM Totals		69	28-56	7-20	6-7	9	41	13	17	15	8	7	200

FG	FG%	3FG	3FG%	FT	FT%	Deadball Rebounds:	1.0
1st Half	15-29						



2022-23 REVIEW

31 | vs. Tulsa | AAC First Round

Mar. 9, 2023 | Fort Worth, Texas | Dickies Arena

[11] Tulsa	25	38	-	63
[6] Wichita St.	30	51	-	81

- » No. 6 seed WSU used a big second half to put away No. 11 seed Tulsa in the first round of the AAC tournament.
- » **Craig Porter Jr.** scored 10 points and recorded a career-high 11 assists (most ever by a Shocker in a conference tournament game) in 28 turnover-free minutes.
- » **Kenny Pohto** (13 points), **Jaron Pierre Jr.** (13), **James Rojas** (13) and **Jaykwon Walton** (11) also reached double-figures for WSU, which shot 56.9% to Tulsa's 40.7%.
- » **Tim Dalger** scored a game-high 21 points on 5-of-8 three-point shooting for a Tulsa team that was down to just eight scholarship players and finished the year on a 12-game losing streak.
- » Up 30-25 at halftime, the Shockers made 17 of their first 21 shots to start the second half and extended their lead to as many as 26 points down the stretch.
- » WSU matched its season-high with 48 points in the paint, making 24-of-33 shots (.730).
- » The Shockers scored the first 10 points of the game and led wire-to-wire, avenging last year's first round loss to the Golden Hurricane.
- » WSU swept three games from their rivals for only the second time in series history (1987-88).
- » WSU's 24 assists were the most in three seasons under **Isaac Brown**.

TULSA (5-25)

#	Player	Pts	fg	3pt	ft	or	tr	pf	a	to	blk	s	min
10	DALGER, Tim	* 21	6-13	5-8	4-6	0	2	2	0	3	0	2	28
33	SELEBANGUE, Bryant	* 12	6-9	0-0	0-3	3	7	2	1	2	0	1	29
11	BETSON, Brandon	* 9	3-12	3-9	0-0	0	3	1	7	2	0	1	32
03	GASTON-CHAPMAN, Sterling	* 4	1-4	0-1	2-2	1	3	2	1	1	2	1	24
00	McWRIGHT, Jesaiah	* 1	0-4	0-3	1-2	0	2	3	4	2	0	1	28
04	KNIGHT, Brian	6	2-6	2-5	0-0	0	1	0	0	0	0	0	26
15	CHUKWU, Charles	6	3-3	0-0	0-0	2	5	1	0	0	0	1	11
05	URBANICIC, Peyton	3	1-1	0-0	1-1	0	1	0	0	0	0	0	2
23	SEALS, Ari	1	0-2	0-2	1-2	0	1	1	2	0	0	0	20
TM TEAM		63	22-54	10-28	9-16	0	1	0	1	1	0	0	200
Totals						6	26	12	15	11	3	7	

	FG	FG%	3FG	3FG%	FT	FT%	Deadball Rebounds: 4.0
1st Half	8-27	30%	6-17	35%	3-4	75%	Last FG: 2nd-00:22
2nd Half	14-27	52%	4-11	36%	6-12	50%	Biggest Run: 7-0
Game	22-54	40.7%	10-28	35.7%	9-16	56.3%	Largest lead: n/a

WICHITA STATE (17-14)

#	Player	Pts	fg	3pt	ft	or	tr	pf	a	to	blk	s	min
05	PIERRE Jr., Jaron	* 13	6-11	1-4	0-0	0	4	1	2	0	0	0	29
33	ROJAS, James	* 13	6-9	0-1	1-2	1	7	1	1	5	0	1	25
11	POHTO, Kenny	* 13	6-10	0-2	1-1	2	5	3	2	2	1	0	23
03	PORTER Jr., Craig	* 10	4-8	0-1	2-3	0	3	0	11	0	0	2	28
01	BELL, Xavier	* 2	1-3	0-1	0-0	0	2	1	1	1	0	1	25
10	WALTON, Jaykwon	11	4-7	3-5	0-0	0	3	1	2	1	0	0	22
22	SCOTT, Shammah	5	1-3	1-1	2-2	0	1	0	3	1	0	1	10
23	OKAFOR, Gus	5	1-1	0-0	3-3	1	3	1	2	1	0	0	10
44	PB-CHANDLER, Isaiah	4	2-2	0-0	0-0	1	4	1	0	0	0	0	17
24	ABIDDE, Isaac	3	1-2	1-2	0-0	0	1	2	0	0	0	0	5
02	RICKS, Jalen	2	1-2	0-1	0-0	0	0	0	0	0	0	0	2
12	FLANAGAN, Melvion	0	0-0	0-0	0-0	0	0	1	0	0	0	0	4
TM TEAM						1	2	0	0	0	0	0	
Totals		81	33-58	6-18	9-11	6	35	12	24	11	1	5	200

	FG	FG%	3FG	3FG%	FT	FT%	Deadball Rebounds: 1.0
1st Half	14-29	48%	1-8	13%	1-2	50%	Last FG: 2nd-00:33
2nd Half	19-29	66%	5-10	50%	8-9	89%	Biggest Run: 10-0
Game	33-58	56.9%	6-18	33.3%	9-11	81.8%	Largest lead: 26, 3:34 2H

Officials: Patrick Evans, Bill Jacobson, Sean Casady Start: 6:01 PM CT Duration: 1:54
 WICH led for 38:13. TLS led for 00:00. Game was tied for 1:47.
 Times tied: 0 Lead Changes: 0

Points From	2nd Chance	Bench	Fast Break	Paint	Off Turnovers
TLS	9	30	12	24	7
WICH	8	16	8	48	14

32 | vs. Tulane | AAC Quarterfinals

Mar. 10, 2023 | Fort Worth, Texas | Dickies Arena

[6] Wichita St.	40	36	-	76
[3] Tulane	46	36	-	82

- » Missing easy shots made life difficult for Wichita State in an AAC quarterfinal loss to Tulane.
- » The Shockers hit 9-of-21 threes (.429) but converted just 15-of-42 attempts (.360) from inside the paint.
- » For the second straight game, **Craig Porter Jr.** finished with a point-assist double-double, this time racking up 22 and 11 to close out his Shocker career.
- » **James Rojas** (14 points), **Jaykwon Walton** (13) and **Jaron Pierre Jr.** (12) also scored in double-figures.
- » **Kevin Cross** paced Tulane with 24 points and 13 rebounds and **Sion James** collected six blocks and eight assists.
- » The Shockers trailed by as many as 13 points with 6:00 to play in the opening half but rallied to within a possession with 38 seconds on the clock.
- » As would become the theme over the next 20 minutes, WSU made enough baskets and stops to keep Tulane within its sites but could never sustain momentum long enough the move in front. James' three-pointer sent Tulane into the break up 46-40.
- » WSU opened the second half on a 9-2 run to get within a point, 48-47, with 16:36 to play.
- » The Shockers got to within a point on three subsequent occasions, the last with 10:55 to go when Xavier Bell converted a fastbreak layup to make it 56-55.
- » WSU trailed by just three points at the 3:41-mark, but Tulane's R.J. McGee answered with two free throws and Jalen Cook converted a three-point play extend the margin to 70-62 with 2:45 remaining. The lead never dropped below two possessions the rest of the way.

WICHITA STATE (17-15)

#	Player	Pts	fg	3pt	ft	or	tr	pf	a	to	blk	s	min
11	POHTO, Kenny	* 5	2-9	0-1	1-2	5	9	1	3	1	0	2	26
33	ROJAS, James	* 14	5-10	0-0	4-5	2	5	5	0	2	2	1	29
3	PORTER Jr., Craig	* 22	6-14	4-5	6-10	0	6	0	11	3	0	2	40
5	PIERRE Jr., Jaron	* 12	5-14	2-6	0-0	1	5	3	1	1	1	0	35
10	WALTON, Jaykwon	* 13	5-10	3-5	0-0	1	6	5	2	0	0	1	28
1	BELL, Xavier	6	3-8	0-2	0-0	1	1	1	1	0	0	1	17
44	PB-CHANDLER, Isaiah	4	1-3	0-0	2-2	2	4	1	0	0	0	0	14
23	OKAFOR, Gus	0	0-5	0-2	0-0	3	5	2	0	0	0	0	11
TM TEAM						1	1	1	0	0	0	0	
Totals		76	27-73	9-21	13-19	16	42	18	18	7	3	7	200

	FG	FG%	3FG	3FG%	FT	FT%	Deadball Rebounds: 2.0
1st Half	14-38	37%	5-10	50%	7-8	88%	Last FG: 2nd-00:10
2nd Half	13-35	37%	4-11	36%	6-11	55%	Biggest Run: 5-0
Game	27-73	37.0%	9-21	42.9%	13-19	68.4%	Largest lead: 2, 1st-19:14

TULANE (20-10)

#	Player	Pts	fg	3pt	ft	or	tr	pf	a	to	blk	s	min
24	CROSS, Kevin	* 24	9-17	3-4	3-4	4	13	1	4	4	2	0	35
33	POPE, Tylan	* 2	1-3	0-1	0-0	0	2	2	0	1	3	1	18
1	JAMES, Sion	* 7	3-6	1-2	0-0	0	5	1	8	1	6	1	40
3	COOK, Jalen	* 13	5-13	0-4	3-5	2	5	2	5	3	0	1	36
25	FORBES, Jaylen	* 19	6-14	4-10	3-4	1	7	5	0	1	0	2	37
23	McGEE, R.J.	17	4-7	2-5	7-8	0	7	3	1	1	2	0	28
5	HOLLOWAY, Collin	0	0-1	0-1	0-0	0	0	3	1	0	0	0	6
TM TEAM						2	4	0	0	0	0	0	
Totals		82	28-61	10-27	16-21	9	43	17	0	11	13	5	200

	FG	FG%	3FG	3FG%	FT	FT%	Deadball Rebounds: 3.0
1st Half	17-31	55%	8-16	50%	4-6	67%	Last FG: 2nd-00:29
2nd Half	11-30	37%	2-11	19%	12-15	80%	Biggest Run: 8-0
Game	28-61	45.9%	10-27	37.0%	16-21	76.2%	Largest lead: 13, 9:04

Officials: Chuck Jones, Rob Rorke, Robert Felder Attendance: 6,111
 Start Time: 8:44 PM CT Game Duration: 2:11 WSU led for 0:58. TLN led for 36:28
 Game was tied for 2:34. Times tied: 3 Lead Changes: 1

Points From	2nd Chance	Bench	Fast Break	Paint	Off Turnovers
WICH	11	10	11	30	1
TLN	8	17	8	30	5



NABC HALL OF FAME CLASSIC | Nov. 21-22, 2022 | Kansas City, Mo. | T-Mobile Center | halloffameweekend.com



Nov. 21 • 11:30 a.m. CT • CBSSN

SAN FRANCISCO 75

NORTHERN IOWA 69

Third-Place Game
Nov. 22 • 10:30 a.m. CT • CBSSN

Championship
Nov. 22 • 1:00 p.m. CT • CBSSN

67 **NORTHERN IOWA**

SAN FRANCISCO 67

69 **GRAND CANYON**

WICHITA STATE 63

Nov. 21 • 2:00 p.m. CT • CBSSN

WICHITA STATE 55

GRAND CANYON 43

AMERICAN ATHLETIC CONFERENCE CHAMPIONSHIP | Mar. 9-12, 2023 | Fort Worth, Texas | Dickies Arena

(8) **SOUTH FLORIDA** 58

(9) **EAST CAROLINA** 73

(1) **#1 HOUSTON** 60

(9) **EAST CAROLINA** 46

(1) **#1 HOUSTON** 69

(4) **CINCINNATI** 48

(4) **CINCINNATI** 84

(5) **TEMPLE** 54



(1) **#1 HOUSTON** 65

(2) **MEMPHIS** 75



(7) **UCF** 76

(10) **SMU** 70

(2) **MEMPHIS** 81

(7) **UCF** 76

(2) **MEMPHIS** 94

(3) **TULANE** 54

(6) **WICHITA STATE** 81

(11) **TULSA** 63

(3) **TULANE** 82

(6) **WICHITA STATE** 76



2022-23 AMERICAN ATHLETIC CONFERENCE STANDINGS

	Conference	PF	PA	Home	Away	Overall	PF	PA	Home	Away	Neut.
HOUSTON	17-1 .944	77.3	61.3	8-1	9-0	33-4 .892	74.9	69.3	16-2	11-0	6-2
MEMPHIS	13-5 .722	81.4	76.0	7-2	6-3	26-9 .743	79.4	71.8	13-2	7-5	6-2
TULANE	12-6 .667	82.1	80.8	7-2	5-4	20-11 .645	79.9	77.2	12-3	5-4	3-4
CINCINNATI	11-7 .611	76.2	70.6	7-2	4-5	23-13 .639	77.1	69.3	16-3	5-7	2-3
TEMPLE	10-8 .556	70.5	69.9	5-4	5-4	16-16 .500	69.6	70.2	9-7	6-6	1-3
WICHITA STATE	9-9 .500	73.4	73.4	3-6	6-3	17-15 .531	71.0	68.5	8-8	7-4	2-3
UCF	8-10 .444	72.4	68.3	5-4	3-6	19-15 .559	71.5	65.5	11-6	5-7	3-2
SOUTH FLORIDA	7-11 .389	74.3	76.0	4-5	3-6	14-18 .438	72.0	72.0	9-9	4-7	1-2
EAST CAROLINA	6-12 .333	67.2	73.2	4-5	2-7	16-17 .485	68.8	70.5	10-6	2-9	4-2
SMU	5-13 .278	71.7	79.3	4-5	1-8	10-22 .312	70.3	75.6	7-9	1-11	2-2
TULSA	1-17 .056	63.2	80.8	1-8	0-9	5-25 .167	65.3	77.4	4-10	0-12	1-3

2022-23 POSTSEASON AWARDS

FIRST TEAM (* = Unanimous)

Landers Nolley II	R-Sr.	G	Cincinnati
Marcus Sasser	Sr.	G	Houston
Kendric Davis	Sr.	G	Memphis
DeAndre Williams	Sr.	F	Memphis
Jalen Cook	So.	G	Tulane

SECOND TEAM

Taylor Hendricks	Fr.	F	UCF
Jamal Shead	Jr.	G	Houston
J'Wan Roberts	R-Jr.	F	Houston
Jarace Walker	Fr.	F	Houston
Jaylen Forbes	Jr.	G	Tulane

THIRD TEAM

David DeJulius	Gr.	G	Cincinnati
Tyler Harris	Sr.	G	South Florida
Damian Dunn	R-So.	G	Temple
Kevin Cross	Jr.	F	Tulane
Craig Porter Jr.	Sr.	G	Wichita State

ALL-FRESHMAN TEAM

Taylor Hendricks	F	UCF
Ezra Ausar	F	East Carolina
Jarace Walker	F	Houston
Terrance Arceneaux	G	Houston
Emanuel Sharp	G	Houston

COACH OF THE YEAR

Kelvin Sampson, Houston

PLAYER OF THE YEAR

Marcus Sasser, Houston

FRESHMAN OF THE YEAR

Jarace Walker, Houston

DEFENSIVE PLAYER OF THE YEAR

Jamal Shead, Houston

SIXTH MAN OF THE YEAR

Reggie Chaney, Houston

MOST IMPROVED

J'Wan Roberts, R-Jr., F, Houston

SPORTSMANSHIP AWARD

Ludgy Debaut, East Carolina
Sion James, Tulane

2022-23 WEEKLY HONORS:

NOV 14	POTW: David DeJulius, Gr., G, Cincinnati Freshman: Jarace Walker, F, Houston	Honor Roll: Taylor Hendricks (UCF), Javon Small (ECU), J'Wan Roberts (HOU), Damian Dunn (TEM), Kevin Cross (TLN)
NOV 21	POTW: Marcus Sasser, Sr., G, Houston Freshman: Taylor Hendricks, F, UCF	Honor Roll: Brandon Johnson (ECU), Kendric Davis (MEM), Damian Dunn (TEM), Jalen Cook (TLN), Sam Griffin (TLS)
NOV 28	POTW: Kendric Davis, Sr., G, Memphis Freshman: Taylor Hendricks, F, UCF	Honor Roll: Javon Small (ECU), J'Wan Roberts (HOU), Selton Miguel (USF), Zhuric Phelps (SMU), Craig Porter Jr (WSU)
DEC 5	POTW: Khalif Battle, R-So., G, Temple Freshman: Taylor Hendricks, F, UCF	Honor Roll: CJ Kelly (UCF), Viktor Lakhin (CIN), J'Wan Roberts (HOU), DeAndre Williams (MEM), Jaylen Forbes (TLN)
DEC 12	POTW: Kendric Davis, Sr., G, Memphis Freshman: Taylor Hendricks, F, UCF	Honor Roll: Ithiel Horton (UCF), David DeJulius (CIN), Javon Small (ECU), Jalen Cook (TLN), Jaykwon Walton (WSU)
DEC 19	POTW: Kendric Davis, Sr., G, Memphis Freshman: Jarace Walker, F, Houston	Honor Roll: C.J. Kelly (UCF), David DeJulius (CIN), RJ Felton (ECU), Marcus Sasser (HOU), Russel Tchewa (USF)
DEC 26	POTW: Zhuric Phelps, So., G, SMU Freshman: Emanuel Sharp, G, Houston	Honor Roll: Darius Johnson (UCF), Ja'Vier Francis (HOU), DeAndre Williams (MEM), Tyler Harris (USF), Jalen Cook (TLN)
JAN 2	POTW: Kendric Davis, Sr., G, Memphis Freshman: Taylor Hendricks, F, UCF	Honor Roll: Brandon Johnson (ECU), Tramon Mark (HOU), Samuel Williamson (SMU), Jahliil White (TEM), Sion James (TLN)
JAN 9	POTW: Jaylen Forbes, Jr., G, Tulane Freshman: Jarace Walker, F, Houston	Honor Roll: C.J. Kelly (UCF), Viktor Lakhin (CIN), Marcus Sasser (HOU), DeAndre Williams (MEM), Bryant Selebangue (TLS)
JAN 16	POTW: Kendric Davis (MEM) / Jaylen Forbes (TLN) Freshman: Taylor Hendricks, F, UCF	Honor Roll: C.J. Kelly (UCF), Landers Nolley II, Gr. (CIN), Marcus Sasser (HOU), Tyler Harris (USF), Jaykwon Walton (WSU)
JAN 23	POTW: DeAndre Williams, Sr., F, Memphis Freshman: Jarace Walker, F, Houston	Honor Roll: Landers Nolley II (CIN), Tyler Harris (USF), Damian Dunn (TEM), Bryant Selebangue (TLS), Jaykwon Walton (WSU)
JAN 30	POTW: Kendric Davis (MEM) / Khalif Battle (TEM) Freshman: Jarace Walker, F, Houston	Honor Roll: Landers Nolley II (CIN), RJ Felton (ECU), Jamal Shead (HOU), Jalen Cook (TLN), Craig Porter Jr (WSU)
FEB 6	POTW: Jalen Cook, So., G, Tulane Freshman: Jarace Walker, F, Houston	Honor Roll: David DeJulius, Gr. (CIN), Brandon Johnson (ECU), DeAndre Williams (MEM), Tyler Harris (USF), James Rojas (WSU)
FEB 13	POTW: DeAndre Williams, Sr., F, Memphis Freshman: Taylor Hendricks, F, UCF	Honor Roll: Darius Johnson (UCF), Marcus Sasser (HOU), Zhuric Phelps (SMU), Kevin Cross (TLN), Craig Porter Jr (WSU)
FEB 20	POTW: Jalen Cook, So., G, Tulane Freshman: Ezra Ausar, F, East Carolina	Honor Roll: David DeJulius, Gr. (CIN), J'Wan Roberts (HOU), Elijah McCadden (MEM), Zhuric Phelps (SMU), Jaykwon Walton (WSU)
FEB 27	POTW: DeAndre Williams, Sr., F, Memphis Freshman: Taylor Hendricks, F, UCF	Honor Roll: Ithiel Horton (UCF), J'Wan Roberts (HOU), Tyler Harris (USF), Damian Dunn (TEM), Craig Porter Jr (WSU)
MAR 6	POTW: Jamal Shead, Jr., G, Houston Freshman: Taylor Hendricks, F, UCF	Honor Roll: David DeJulius, Gr. (CIN), Kendric Davis (MEM), Damian Dunn (TEM), Jalen Cook (TLN), Craig Porter Jr (WSU)



AMERICAN ATHLETIC CONFERENCE INDIVIDUAL LEADERS



SCORING

Table with 4 columns: Rank, Player Name, G, Pts, Avg. Lists top 20 scorers including Davis, Kendrick - Mem and Cook, Jalen - Tulane.

REBOUNDING

Table with 5 columns: Rank, Player Name, OR, DR, TR, Avg. Lists top 20 rebounders including Selebangue, Bryant - Tulsa and Tchewa, Russel - USF.

ASSISTS

Table with 4 columns: Rank, Player Name, G, A, Avg. Lists top 10 assist leaders including Davis, Kendrick - Mem and Shead, Jamal - UH.

STEALS

Table with 4 columns: Rank, Player Name, G, Avg., Avg. Lists top 10 steal leaders including Phelps, Zhuric - SMU and James, Sion - Tulane.

BLOCKS

Table with 4 columns: Rank, Player Name, G, Avg., Avg. Lists top 10 block leaders including Hendricks, Taylor - UCF and Akobundu-Ehiogu, Kaodirichi - Mem.

FIELD GOAL % (min 3 FGM/g)

Table with 5 columns: Rank, Player Name, GP, FGM, FGA, Pct. Lists top 10 field goal percentage leaders including Lakhin, Viktor - UC and Selebangue, Bryant - Tulsa.

FREE THROW % (2.0 FTM/g)

Table with 5 columns: Rank, Player Name, GP, FTM, FTA, Pct. Lists top 10 free throw percentage leaders including Battle, Khalif - Temple and Forbes, Jaylen - Tulane.

3-POINT FG % (1.5 3FGM/g)

Table with 5 columns: Rank, Player Name, GP, 3FG, 3FGA, Pct. Lists top 10 3-point percentage leaders including Nolley II, Landers - UC and Betson, Brandon - Tulsa.

A : TO RATIO (min. 3.0 APG)

Table with 5 columns: Rank, Player Name, G, A, TO, Ratio. Lists top 10 A:TO ratio leaders including DeJulius, David - UC and James, Sion - Tulane.

3-POINT FG MADE

Table with 4 columns: Rank, Player Name, G, 3FGM, Avg. Lists top 10 3-point made leaders including Harris, Tyler - USF and Battle, Khalif - Temple.

OFFENSIVE REBOUNDS

Table with 4 columns: Rank, Player Name, G, OR, Avg. Lists top 10 offensive rebound leaders including Selebangue, Bryant - Tulsa and Roberts, J'Wan - UH.

DEFENSIVE REBOUNDS

Table with 4 columns: Rank, Player Name, G, DR, Avg. Lists top 10 defensive rebound leaders including Selebangue, Bryant - Tulsa and Tchewa, Russel - USF.

MINUTES PLAYED

Table with 4 columns: Rank, Player Name, G, Min, Avg. Lists top 10 minutes played leaders including James, Sion - Tulane and Forbes, Jaylen - Tulane.





TEAM STATISTICAL LEADERS

SCORING OFFENSE			
	G	Pts	Avg.
1 Tulane	31	2478	79.94
2 Memphis	35	2778	79.37
3 Cincinnati	36	2776	77.11
4 Houston	37	2770	74.86
5 South Fla.	32	2303	71.97
6 UCF	34	2432	71.53
7 Wichita St.	32	2272	71.00
8 SMU	32	2248	70.25
9 Temple	32	2227	69.59
10 East Carolina	33	2271	68.82
11 Tulsa	30	1959	65.30

SCORING DEFENSE			
	G	Pts	Avg.
1 Houston	37	2126	57.46
2 UCF	34	2228	65.53
3 Wichita St.	32	2191	68.47
4 Cincinnati	36	2495	69.31
5 Temple	32	2247	70.22
6 East Carolina	33	2327	70.52
7 Memphis	35	2512	71.77
8 South Fla.	32	2303	71.97
9 SMU	32	2418	75.56
10 Tulane	31	2392	77.16
11 Tulsa	30	2323	77.43

SCORING MARGIN				
	G	PF	PA	Margin
1 Houston	37	74.86	57.46	17.41
2 Cincinnati	36	77.11	69.31	7.81
3 Memphis	35	79.37	71.77	7.60
4 UCF	34	71.53	65.53	6.00
5 Tulane	31	79.94	77.16	2.77
6 Wichita St.	32	71.00	68.47	2.53
7 South Fla.	32	71.97	71.97	0.00
8 Temple	32	69.59	70.22	-0.63
9 East Carolina	33	68.82	70.52	-1.70
10 SMU	32	70.25	75.56	-5.31
11 Tulsa	30	65.30	77.43	-12.13

FREE THROW %				
	G	FTM	FTA	Pct.
1 Tulane	31	515	663	.777
2 UCF	34	441	572	.771
3 Temple	32	464	613	.757
4 Memphis	35	555	743	.747
5 Houston	37	466	636	.733
6 Wichita St.	32	406	567	.716
7 Cincinnati	36	418	592	.706
8 East Carolina	33	484	704	.688
9 SMU	32	427	634	.674
10 South Fla.	32	379	582	.651
11 Tulsa	30	299	463	.646

FIELD GOAL %				
	G	FG	FGA	Pct.
1 Memphis	35	1004	2096	.479
2 Tulane	31	861	1873	.460
3 Houston	37	1010	2203	.458
4 Wichita St.	32	827	1839	.450
5 Cincinnati	36	1022	2281	.448
6 South Fla.	32	844	1894	.446
7 UCF	34	848	1980	.428
8 Temple	32	754	1774	.425
9 SMU	32	810	1919	.422
10 Tulsa	30	715	1733	.413
11 East Carolina	33	769	1896	.406

FG % DEFENSE				
	G	FG	FGA	Pct.
1 Houston	37	708	1933	.366
2 Memphis	35	848	2114	.401
3 Wichita St.	32	784	1931	.406
4 UCF	34	779	1855	.420
5 Cincinnati	36	915	2142	.427
6 Tulane	31	845	1969	.429
7 Temple	32	810	1881	.431
8 South Fla.	32	783	1818	.431

9 East Carolina	33	830	1905	.436
10 SMU	32	864	1908	.453
11 Tulsa	30	864	1822	.474

3-POINT FG %				
	G	3FG	3FGA	Pct.
1 UCF	34	295	835	.353
2 Memphis	35	215	609	.353
3 Cincinnati	36	314	894	.351
4 Houston	37	284	835	.340
5 Tulane	31	241	713	.338
6 South Fla.	32	236	703	.336
7 Temple	32	255	773	.330
8 East Carolina	33	249	788	.316
9 Tulsa	30	230	735	.313
10 SMU	32	201	646	.311
11 Wichita St.	32	212	685	.309

3-PT. FG % DEFENSE				
	G	3FG	3FGA	Pct.
1 Houston	37	234	840	.279
2 UCF	34	221	720	.307
3 Memphis	35	279	907	.308
4 Cincinnati	36	209	669	.312
5 Tulsa	30	226	722	.313
6 East Carolina	33	216	657	.329
7 Temple	32	213	634	.336
8 Wichita St.	32	265	788	.336
9 SMU	32	247	708	.349
10 South Fla.	32	245	702	.349
11 Tulane	31	295	827	.357

REBOUND MARGIN				
	G	Reb.	Opp. Reb.	Margin
1 Houston	37	38.95	31.70	7.24
2 South Fla.	32	37.41	33.97	3.44
3 Cincinnati	36	37.25	34.69	2.56
4 Wichita St.	32	36.34	34.19	2.16
5 East Carolina	33	37.06	34.94	2.12
6 UCF	34	35.00	33.24	1.76
7 Memphis	35	35.89	35.26	0.63
8 Temple	32	35.19	34.63	0.56
9 SMU	32	34.94	37.53	-2.59
10 Tulane	31	33.45	40.10	-6.65
11 Tulsa	30	31.93	38.67	-6.73

BLOCKS				
	G	Blk	Avg.	
1 Houston	37	182	4.92	
2 Memphis	35	158	4.51	
3 Tulane	31	130	4.19	
4 Wichita St.	32	129	4.03	
5 Temple	32	128	4.00	
6 Cincinnati	36	142	3.94	
7 UCF	34	129	3.79	
8 SMU	32	108	3.38	
9 South Fla.	32	98	3.06	
10 East Carolina	33	87	2.64	
11 Tulsa	30	45	1.50	

ASSISTS				
	G	Total	Avg.	
1 Tulane	31	485	15.65	
2 Memphis	35	546	15.60	
3 Cincinnati	36	559	15.53	
4 Houston	37	544	14.70	
5 UCF	34	469	13.79	
6 Temple	32	441	13.78	
7 SMU	32	436	13.63	
8 South Fla.	32	429	13.41	
9 Wichita St.	32	426	13.31	
10 East Carolina	33	433	13.12	
11 Tulsa	30	348	11.60	

STEALS				
	G	Total	Avg.	
1 Memphis	35	301	8.60	
2 Tulane	31	262	8.45	
3 Houston	37	293	7.92	
4 UCF	34	261	7.68	

5 SMU	32	226	7.06
6 East Carolina	33	214	6.48
7 South Fla.	32	207	6.47
8 Wichita St.	32	203	6.34
9 Cincinnati	36	226	6.28
10 Tulsa	30	164	5.47
11 Temple	32	159	4.97

TURNOVER MARGIN				
	G	TO	TO Forced	Margin
1 Houston	37	10.00	13.68	3.68
2 Tulane	31	11.32	14.52	3.19
3 Memphis	35	13.34	15.17	1.83
4 UCF	34	13.29	14.82	1.53
5 Cincinnati	36	10.67	12.17	1.50
6 SMU	32	12.91	13.38	0.47
7 South Fla.	32	13.66	13.06	-0.59
8 Wichita St.	32	12.53	11.66	-0.88
9 East Carolina	33	13.18	11.88	-1.30
10 Tulsa	30	13.23	11.83	-1.40
11 Temple	32	13.56	11.25	-2.31

A:TO RATIO				
	G	Ast	TO	Ratio
1 Houston	37	14.70	10.00	1.47
2 Cincinnati	36	15.53	10.67	1.46
3 Tulane	31	15.65	11.32	1.38
4 Memphis	35	15.60	13.34	1.17
5 Wichita St.	32	13.31	12.53	1.06
6 SMU	32	13.63	12.91	1.06
7 UCF	34	13.79	13.29	1.04
8 Temple	32	13.78	13.56	1.02
9 East Carolina	33	13.12	13.18	1.00
10 South Fla.	32	13.41	13.66	0.98
11 Tulsa	30	11.60	13.23	0.88

DEFENSIVE REB. %				
	G	DR	Opp. OR	Pct.
1 Cincinnati	36	938	348	.729
2 Houston	37	967	370	.723
3 South Fla.	32	816	314	.722
4 Wichita St.	32	851	334	.718
5 East Carolina	33	820	333	.711
6 Temple	32	815	333	.710
7 SMU	32	783	343	.695
8 Tulane	31	826	362	.695
9 UCF	34	797	353	.693
10 Memphis	35	892	432	.674
11 Tulsa	30	687	339	.670

OFFENSIVE REB. %				
	G	OR	Def. Reb.	Pct.
1 Houston	37	474	803	.371
2 UCF	34	393	777	.336
3 South Fla.	32	381	773	.330
4 East Carolina	33	403	820	.330
5 Memphis	35	364	802	.312
6 Cincinnati	36	403	901	.309
7 Wichita St.	32	312	760	.291
8 Temple	32	311	775	.286
9 SMU	32	335	858	.281
10 Tulsa	30	271	821	.248
11 Tulane	31	211	881	.239

3-POINT FIELD GOALS				
	G	Total	Avg.	
1 Cincinnati	36	314	8.72	
2 UCF	34	295	8.68	
3 Temple	32	255	7.97	
4 Tulane	31	241	7.77	
5 Houston	37	284	7.68	
6 Tulsa	30	230	7.67	
7 East Carolina	33	249	7.55	
8 South Fla.	32	236	7.38	
9 Wichita St.	32	212	6.63	
10 SMU	32	201	6.28	
11 Memphis	35	215	6.14	

SHOCKER

HISTORY

Shocker Basketball History	63-75
Year-by-Year Records.....	76
All-Time Coaches & Assistants	77-79
All-Time Roster, Retired Numbers	80-84
NBA Shockers	85-87
Recent Shockers in the Pros.....	88-89
International Shockers	90
All-Americans	91
National Honors	92
American Athletic Conference Honors	93
Missouri Valley Conference Honors	94
Academic Honors	95
Team Awards.....	96



SHOCKER BASKETBALL HISTORY

by WSU Office of Media Relations
Special thanks to Mike Kennedy and George Platt

Hundreds of young men have worn the uniform, led by dozens of coaches. Faces, fashions and facilities have changed. So has the game, itself. Yet, one constant thread binds more than a century of Wichita State basketball history -- the team has been and remains a great source of community pride.

Though it's impossible to recount every story and acknowledge every person who has made an impact on the Shocker basketball program, a few key moments stand out:

THE BEGINNING

The 1906 season included the first organized game in school history after the basketball program joined Fairmount Athletics under the tutelage of football coach **Willis Bates**.

The idea was said to have come from a student named Walter Martin who was inspired by a talk he had heard by the game's inventor, Dr. James Naismith. Martin and Willis Bates' brother - Percy - were the "giants" of the team, standing at 5-foot-11. Freshman Lawrence Abbey - the only one of the group who had actually played basketball - served as captain.

Playing their first game in the Fairmount Hall basement, Washburn defeated the Wheatshockers, 37-10. Victorious in only two games, the season was not a complete loss. The high point was a 30-13 victory over Mulvane High, which was the reigning Sumner County Champion.

Fairmount basketball, though inconsistent on the court, began to raise the interest both students and faculty. Following a big loss at Southwestern College in 1908, the athletic association decided that Fairmount needed a dedicated facility of its own.

That same year a temporary structure went up along 17th Street and the men's basketball team had a new home. The gym was commonly referred to as "The Barn," and new building rules appeared in the Sunflower: "Thou shall use no slang stronger than 'Darn' when making a play that is bum."

The inconvenience of the temporary building gave way to expansion, and a formal gym that was dedicated on Feb. 12, 1909.

The rate at which the Fairmount program grew hampered both the fans and press from watching the games in comfort. To accommodate all who wanted to watch Fairmount battle opponents, the games were moved downtown to The Forum, a multi-purpose entertainment facility located on South Water and English Streets, near the current site of Century II. Initially constructed to make Wichita the Convention City



To accommodate large crowds, the Shockers played many of their bigger games downtown at the **Forum** [Top Center] **Memorial Gymnasium** [Lower L & R], later renamed Henrion Gymnasium, opened in 1921 and served the Shockers' home court for over three decades.



of the Southwest, **The Forum** could sufficiently seat 3,800 people for basketball. In 1915, the Shockers played Wichita High School in an exhibition game as a semiformal opening of the Forum. It was not unusual for the early Shocker teams to play AAU and industrial teams such as the Boeing Bombers, Beechcraft Flyers, and the Wichita Air Force Base.

In January of 1919, plans were made to erect a gym as a memorial to those who lost their lives in World War I. Percy Bates was one of those students to whom the building was dedicated. The new 2,000-seat facility was built on the same site as the old gym.

While not as large as the Forum, it would be located directly on campus, which would generate more student support. The formal opening of Memorial Gymnasium was on Jan. 15, 1921, in a game against the American Legion of Wichita.

The gym was known as Memorial Gymnasium until 1926 when it was renamed in honor of **Walter Henrion**, a local businessman who owned a chain of drugstores and a construction company. With the use of his company, Henrion built the gymnasium and made a significant financial contribution. Henrion was one of the great benefactors of the University, supporting its athletic programs and granting financial aid to many students.

In 1927, the University of Wichita joined the Central Conference, but only on the condition that it would not interfere with playing the Wheatshocker's most intense rival, Friends.

WU was beginning to open the eyes on a national level, producing talented basketball players. First team All-American, **Ross McBurney** and second-teamer **Harold Reynolds** led the Wheatshockers' to a 13-1 record and a second-place finish behind conference champs Pittsburg.

The 1927 Parnassus was proud to rate WU's basketball team as "third-best team in the nation--second-best team in the state."

The Great Depression of the late 1920s strained the university's budget and the growing sentiment that athletics should not be as important as academics cast a dark cloud over Wichita in the early 1930s. The public was divided, and **President Harold Foght** found it difficult to please the students, faculty, regents, and citizens.

Foght enjoyed college athletics and thought a successful athletic program led directly to a university-wide untarnished reputation. The fans seemed to be in support of the reputation

associated with athletics and appreciated the publicity that followed successful teams.

By 1930, the North Central Association had raised questions regarding the amount of payment being received by athletes and coaches. In order to achieve institutional control over its athletics, WU suspended all athletics and appointed new faculty members as directed by the North Central Association.

First, the faculty elected **Dr. John Rydjord**, head of the History Department as Chairman of the Athletic Policy Committee. Second, **Dr. Hugo Wall**, head of the Political Science Department was elected Chairman of the Committee on Student Aid and Remission of Tuition.

Although not involved in any North Central Association games in 1934, Shocker basketball still compiled a 14-10 record.

The first half of the season the basketball team played in the Wichita City League, a league filled with former college and high school stars. The second half of the season, the team traveled to Mexico on a goodwill tour. This trip was sponsored by the student body, and the Shockers compiled a 5-3 record.

THE LEGACY OF GENE JOHNSON

Often overlooked in Wichita State's rich basketball heritage, former Shocker basketball head coach **Gene Johnson** never received the recognition that history indicates he deserved.

In the past, Johnson, whose .755 winning percentage (75-24) from 1928-33 ranks thirds in WSU history, has been in the shadows of some of the former Shocker coaching greats. Despite these great coaches' on-court accomplishments, none revolutionized the game of basketball like Johnson.

"Just a few of us know that Gene created the 2-2-1 (full-court zone press)," former WSU coaching great **Ralph Miller** said in



Former WSU coach **Gene Johnson** coached Team USA to its first-ever Olympic Gold Medal in 1936 and is credited with inventing the modern-day full-court zone press defense.

a 1989 interview. "He was one of those people who got lost in the shuffle of history."


Credited as the inventor of modern day full-court, zone-pressure defense, Johnson's basic principles were the basis of John Wooden's UCLA teams that won 10 national titles, including an unprecedented seven-consecutive NCAA titles from 1967-73. Perhaps in a cruel twist of fate, Johnson's philosophy came back to haunt the Shockers at the 1965 Final Four, when Wooden's Bruins defeated WSU, 108-89, in the

national semifinals.

"The idea that Gene Johnson invented was a great contribution to the game of basketball," Miller said.

Despite Johnson's influence on the way basketball's played in this day and age, nothing stands out about the legendary coach more so than what he accomplished at the 1936 Olympics. Taking the United States team, which featured his brother, **Francis Johnson**, and WSU star **Jack Ragland**, into uncharted territory in Berlin, Germany, which at the time was under the dictatorship of Adolph Hitler, Johnson coached the US its first-ever Olympic basketball gold medal.

"The 1936 team got plenty of attention at the 1984 Los Angeles Olympics," Johnson said in a 1986 interview. "We all got medals and things, and they honored our team particularly and introduced us between halves. We were the first ones to win a gold medal in the Olympics, and they can't take that away from us."



Fairmount College's first men's basketball team took the floor during the 1905-06 school year.



On the original "Dream Team" was Johnson's younger brother Francis, who served as the national team's captain. Francis, a great all-around athlete who also played basketball, football and ran track at WSU, helped lead his brother's Shockers to a 14-2 finish and a Central Intercollegiate Conference title in 1933. Despite his solid collegiate career, Francis went on to earn greater basketball notoriety after his days at WSU, earning AAU All-America honors in 1935, 1936 and 1938.

Unfortunately, Gene Johnson was only able to implement and practice his new philosophy for a short time in Wichita. Due to a contract squabble, Johnson and the university parted ways following the 1933 season.

During that campaign, the Shockers defeated its opponents by an average of 47.0 to 34.0, which was quite a feat, considering that 47 points then was the equivalent of 94 points today.

After leaving WSU, Johnson went on to distinguished coaching career in the AAU ranks, leading the McPherson Globe Refiners to a national title and later coaching the Wichita Vickers.

In addition, Johnson led a local team that featured WSU stars Ross McBurney and Berry Dunham, to three consecutive national AAU championships from 1930-32. Named for future Levitt Arena namesake Henry Levitt, the Wichita Henry's dynasty helped transform the city into a hotbed for basketball in the 1930's.

Although he is not in the National Basketball Hall of Fame or the Kansas Sports Hall of Fame, Johnson's legacy hasn't been entirely overlooked. He is a member of the Emporia (Kan.) State University Hall of Fame, the Kansas High School Basketball Coaches Hall of Fame, and the Pizza Hut Shocker Sport Hall of Fame.



THE RALPH MILLER ERA BEGINS

Shocker basketball stayed mostly in the shadows for the first few years following World War II. Wichita University joined the higher-profile Missouri Valley Conference for the 1945-46 school year but wasn't especially competitive.


That slowly changed with the hiring of future hall of famer **Ralph Miller** as head coach. Miller played for the legendary Phog Allen at Kansas and eventually became head coach at Wichita's East High School, where he adopted Gene Johnson's full-court press and - in three seasons - helped lead the Aces to a state championship and two other top-three finishes.

This success brought him plenty of attention, and in 1951 he was offered the job at WU.

Despite the jump from high school to the college level, Miller's methods translated well. Miller's team were athletic and played the full court zone-press concept to perfection over the next 13 years to the tune of 220 wins.

Miller inherited a program coming off five-straight losing seasons but turned in a 16-11 mark in just his second year.

First Modern Era Postseason Team



1953-54 NIT Qualifiers (27-4)

Front Row (left to right): Alex Chuck, Bob Argumedo, Paul Sheer, Gary Thompson, Dean Sutcliff. **Middle Row (LtoR):** Leo Carney, Glen Boyer, Jim Strathe, Verlyn Anderson, Jim McNerney, Rod Grubb. **Back Row:** Cleo Littleton, Don Laketa, Marvin Carmen, Bob Hodgson, Tippy Tucker.

Year three saw another significant jump, with the Shockers finishing 27-4 and earning their first-ever major postseason bid, with an invitation to the 1954 NIT.

The marquee win in that season came on the road when Wichita defeated fourth-ranked Oklahoma State for its first-ever victory over the Cowboys in Stillwater. **Paul Scheer** picked up a loose ball at the top of the key and drained a turnaround jumper at the buzzer for the winning points in a 67-66 triumph.

Miller called it the most important shot in the history of Shocker basketball to that point, because OSU had been the standard of excellence in the MVC for many years, and because of what it for the Shockers' national perception.



THE BIRTH OF THE ROUNDHOUSE

The success of Miller's early teams also had a profound effect locally.

At the time of Miller's hiring, the Shockers were still practicing in Henrion Gym, but by 1953 - amidst the excitement brought on by the team's great play - President Harry Corbin and WU Board of Regents proposed appropriating money for the construction of a new arena.


Members of the Wichita Chamber of Commerce endorsed the proposal for the University of Wichita Field House unanimously, as it was deemed "timely, desirable, and much needed" by the directors of the board. Soon plans were underway for the new Field House, to be located on campus, as the Kansas State Senate passed the bill without amendment and without debate.


So the Roundhouse was reality. Built in just over a year, the state-of-the-art arena would cost \$1.4 million.

The final game at Henrion Gymnasium came on Feb. 22, 1955 with 4,000 spectators somehow packing their way in. Senior Cleo Littleton led the Shockers to a 41-39 victory over Oklahoma A&M.

On Dec. 3, 1955, more than 9,000 fans welcomed the first basketball game in the WU Field House. The new arena was formally dedicated on Dec. 7, 1955, at the WU-Kansas game, and presented to President Corbin by Sam Brolund, chairman of the Kansas Board of Regents.

That same season, Wichita played host to its first NCAA tournament with a pair of first round games at the Roundhouse. Eventual Final Four participant SMU defeated Texas Tech, and Oklahoma City downed Memphis.





Cleo Littleton - the first player west of the Mississippi to reach 2,000 career points - is the only four-time first team All-Valley selection in history.

CLEO LITTLETON - A CAREER OF FIRSTS

Much of the credit for the school's basketball renaissance belongs to **Cleo Littleton** - the best basketball athlete the university had ever witnessed. Littleton played for Miller at East High and followed him to the University of Wichita, where he made an immediate impact. His 18.2-point average during the 1951-52 season remains a Shocker freshman scoring record.

Though he often had to stay on the bus to eat and was unable to play in some gymnasiums, Littleton put together a remarkable career as one of the first African-Americans to play basketball in the Missouri Valley Conference.

He was the first player west of the Mississippi to score more than 2,000 points and is one of only five Shockers with a retired jersey. Over his four years (1951-55), WU compiled a 71-43 record and Littleton averaged 19.0 points per contest.

MORE STAR POWER


Though the post-Littleton era saw a drop in national prominence, some of Ralph Miller's most talented individuals came through the pipeline.

Guard **Joe Stevens** finished a then-second behind Littleton's all-time scoring mark with 1,295 points. **Al Tate** was a dominating rebounder, averaging 10 boards a game.

Gene Wiley became one of the premier shot-blocking big men in the country with a school-record 80 blocked-shots in 1961-62. Wiley, who went on to play four seasons with the NBA's Los Angeles Lakers, currently holds the top six blocked-shot games in WSU history.

The great players Miller had on the court in the late 1950s could not stop Cincinnati's **Oscar Robertson** - considered one of the greatest basketball players of any era. On March 1, 1958, the "Big O" set the arena record with 50 points.

Although the late 1950s were not as productive on the court, the early 1960s would form a foundation of better things to come. The 1960-61 squad compiled a record of 18-8, which was the best mark since Littleton left WU.



Dave Stallworth helped the Shockers reach No. 1 in the national polls in December of 1965 in the last of three All-American seasons.

DAVE "THE RAVE"

One of the finest victories ever in the Roundhouse came on February 16, 1963 against two-time defending national champion Cincinnati. Again ranked No. 1 nationally, the Bearcats entered with a 37-game winning streak (at the time, the fifth-longest streak in college basketball history) and led the nation in scoring defense at 52.9 points per contest.

A Shocker sophomore by the name of **Dave Stallworth** nearly reached that total by himself, sinking 14-of-22 shots from the field and 18-of-23 from the foul line on his way to 46 points.

WSU's 65-64 victory was one of only two blemishes on Cincinnati's 26-2 final record. The other loss came to Loyola in the NCAA championship game.

Two weeks after beating Cincinnati, WSU also took down Loyola in Chicago, 73-72, giving the Shockers wins over each of the national finalists. Loyola would finish the year at 29-2.

Nicknamed "The Rave," Stallworth averaged 24.2 points over his three-year career and became the Shockers' first consensus All-American. His 1,936 points rank third on the all-time list -- especially impressive considering he only played 80 games.

Because he made his debut as a second-semester freshman, Stallworth had already exhausted his three years of eligibility when the spring semester of the 1964-65 season rolled around, putting an end to his standout collegiate career.

In his abbreviated senior year, Stallworth averaged 25.0 points and 12.1 rebounds and, on Dec. 15, 1964, helped the Shockers to the first - and so far only - No. 1 ranking in school history. Despite missing the final two-and-half months, he still made enough of an impression nationally to earn a second-consecutive consensus All-America nod.

Miller summarized Stallworth's standout career by saying, "Stallworth was the best all-around offensive player I have had the privilege of working with."

RIISING UP FROM THE VALLEY OF DEATH

The 1962-63 wins over Cincinnati and Loyola showcased the young Shockers' potential. They finished 19-8, were ranked in the top-10 nationally for most of the season's second half, and made a return trip to the NIT for the first time since 1954.

Yet they finished just 7-5 in conference.

The MVC of the early 1960s was a monster, prompting a 1963

Sports Illustrated piece titled "Life in the Valley of Death" that proclaimed the league "the best there is."

In the MVC, postseason bids of any kind were tough to come by. In order to reach the NCAA Tournament, the Shockers would have to overcome some of era's strongest programs, such as Cincinnati, Bradley, Saint Louis and Drake.

Tulsa's Joe Swank told Sports Illustrated: "We're all loaded. That's the thing about this conference. You have to keep running, and even so you're going to get bit. But if you ever stop running you'll get swallowed alive."

Beginning in 1963-64, it was the Shockers' turn to be lead dog, and Stallworth and company surged to a 23-6 regular season mark and that elusive first NCAA Tournament bid.

That December, WU blew through the field at the All-College Classic in Oklahoma City, winning all three games by an average of 24 points. A month later, they were back in the AP Top-10.

During a 6-0 start to MVC play, the Shockers also managed to work in a home-and-home non-conference sweep of top-10 Loyola, to run their winning streak to a season-high 11 games.

However a disastrous road trip followed in early February with back-to-back losses at Bradley and Drake, and the Shockers needed overtime to salvage the finale at Cincinnati.

The team regrouped in the days ahead, closing out the regular season with four-straight wins but still found themselves in a first-place tie with Drake.

Having split the season series, the teams traveled to Lawrence, Kan. for a one-game neutral site playoff at Allen Fieldhouse. Guard **Ernie Moore** scored 19 points to lead the Shockers to a 58-50 victory and its first title since joining the MVC nearly two decades prior.

The win also punched a ticket to the Big Dance, but Moore was unable to participate. Though allowed to compete by the MVC in the 1964 spring semester, he was unable to gain similar clearance from the NCAA, robbing the Shockers of one of their primary ball-handlers.

WU Fieldhouse played host to the four-team Midwest Regional, and Wichita made short work of Creighton in the semifinal, winning 84-68, but a disappointing 94-86 loss to Kansas State in the final denied the Shockers of a spot in the Final Four.

More bad news followed as Miller - WSU's all-time coaching wins leader (220) and the architect of the program's recent success -- opted to move on.

A quarter-century later, following successful stops at Iowa (1964-70) and Oregon State (1970-88), Miller retired as the eighth-winningest coach in college basketball history. On May 3, 1988, the Chanute, Kan. native was inducted into the Basketball Hall of Fame.



Shocker fans celebrate after the team's 54-46 win over Oklahoma State in the 1965 Midwest Regional Championship.



WOODEN, BRADLEY & THE '65 FINAL FOUR

Having lost their head coach and - at semester - their biggest star (Stallworth), the 1964-65 team could have easily caved. Instead, it rallied for one of the finest seasons in the history of the program.

In the summer of 1964, the university officially entered the state system of higher education, prompting a name change to "Wichita State University." **Gary Thompson**, a former player and assistant coach under Miller, accepted the head coaching duties and led the Shockers to their first No. 1 ranking on Dec. 14, 1964.

Though the 6-7 Stallworth and 6-10 **Nate Bowman** could not participate in the spring semester, WSU (19-7 in the regular season) won its second-straight MVC title and earned a berth in the NCAA Midwest Regional, where it defeated Southern Methodist to set up a championship matchup with Henry Iba's Oklahoma State squad.

Lacking the height of Stallworth and Bowman, Thompson opted for the same slow, low-possession temp favored by Iba and beat the Cowboys at their own game. Though WSU took just 29 shots, it made 17 of them (.586), while converting 20-of-25 free throw attempts (.800) to secure a 54-46 win.

From there in was on Portland for the Final Four, where the Shockers would take a somewhat reluctant place in basketball history. Thompson had made it very clear that the Shockers were going to be the underdogs: "I don't think we can win at Portland, but the boys think we can, and they may make me believe it."

The first test would come in the form of the UCLA Bruins. From the start, it was apparent that the Bruins were too much for the Shockers, winning 108-89.

Led by **John Wooden**, the defending national champions eventually defeated the Michigan Wolverines for their second-straight title and would go on to win eight more over the next 10 years.

Following the semifinal defeat, the Shockers played in a third-place game against Princeton and standout **Bill Bradley** in a game that would land them in the record books - sort of.

Though the Shockers put up a respectable 82 points, they had no answer for Bradley - a future U.S. Senator - who made an incredible 22-of-29 shots from the field, knocked down 14-of-15 foul shots and also collected 17 rebounds to lead Princeton to a 118-82 victory. A half-century later, Bradley's 58 points are still the all-time Final Four record.

1965 Final Four Shockers



Front row (left to right): John Criss, Dave Leach, Jamie Thompson, Verly Anderson, assistant coach; Gary Thompson, head coach; Ron Heller, assistant coach; Kelly Pete, Manny Zafiros, Tommy Newman. Back row (left to right): Vernon Smith, Melvin Reed, Larry Nosich, Gerald Davis, Dave Stallworth, Bob Powers, Nate Bowman, Al Trope, Gerard Reimond.

THE AMAZING ARMSTRONG

The rest of Coach Thompson's career at WSU would be a struggle. Following a brief top-10 cameo in December of 1966, the Shockers would not see a national ranking for another 15 years. Thompson would, however, coach one of the most versatile players in WSU history during that time.

Warren Armstrong was a three-time all-Valley performer from 1966-68 and holds four of WSU's 11 triple-double games. As a sophomore, he averaged nearly a dozen rebounds while setting what was then a single-game assists record (12).

Blessed with superior leaping ability and an uncanny ability to see the whole court, Armstrong was a team player who would rather pass to an open teammate than take his own shot.

In the days of dualing professional leagues, Armstrong (who had by then changed his name to Warren Jabali) was a four-time ABA All-Star. In his first pro season, he was named ABA Rookie of the Year and averaged over 28 points during the playoffs to lead the Oakland Oaks to the 1969 ABA title.

THE LEVITT LEGACY

Wichita State's athletic programs have prospered over the years with the guidance and support of a great number of individuals. Few have been as impactful as **Henry Levitt**.

A great supporter of the Wichita community at-large, Levitt had a special place in his heart for the Shockers. Over the years, he chartered the Endowment Association, sponsored an AAU basketball team, served the university as a member of four boards and clubs, and pushed for improvements like the new Cessna Stadium and the Field House. He was named to the Helms Basketball Hall of Fame in 1966 for his early contributions to the sport. He was a special friend of the university, and his friendship was underscored by his willingness to work on its behalf.

After the death of Levitt, president **Clark Ahlberg** recommended that the WSU Field House be renamed in recognition of Levitt's contribution to athletics. From 1968 until its renovation in 2003, the facility was known as Henry Levitt Arena. Today, the entire area encompassing Cessna Stadium and the arena are known as the Henry Levitt Athletic Complex.

BENTON ON THE BOARDS

The next 10 years brought a gradual decline. A run of 15-consecutive winning seasons that began with Littleton in 1952-53 ended in 1968 with the Shockers swooning to a 12-14 finish. Over the eight-year stretch that followed, WSU managed just one season above .500 and never finished higher than fifth in the MVC standings.

Despite this lack of team success, the Shockers faithful were treated to some very memorable performances from **Terry Benton**, one of the great rebounders in MVC history. From 1969-1972, the former Wichita East standout simply dominated opposing teams on the boards.

Over a three-year career, the 6-foot-8 jumping jack pulled down an average of 16.8 rebounds per game, finishing with 1,003 points and 963 total boards. As a junior, Benton recorded 20-or-more rebounds on seven occasions, highlighted by a monster 29-rebound performance against North Texas (still a school record).

A first team all-MVC pick both 1971 and 1972, Benton was drafted by both the NBA's Detroit Pistons and the ABA's Kentucky Colonels in 1972.

SAY CHEESE

The Shockers returned to the top of the MVC standings rather abruptly in 1975-76 with help from a recent NCAA rule change. In 1972, new legislation made college freshmen eligible to compete immediately on varsity rosters.

1975-76 newcomers **Bob Trogele** and **Lynbert Johnson** became freshmen starters, joining a lineup anchored by 6-10 **Robert Elmore** and gritty senior guard **Cal Bruton**. All four would join the 1,000-point club at some point in their careers. A third rookie, **Charlie Brent**, saw key minutes off the bench.

The new-look Shockers needed time to find their footing and, by late January, were an unassuming 8-8. Then came a 63-55 win over No. 20 West Texas State, which helped launch a seven-game winning streak.

West Texas would later avenge the loss in Amarillo, but that was the only blemish for the Shockers over an impressive 37-day stretch that saw them close out the regular season with wins in 10 of their last 11 to claim the MVC title outright.



The 1976 Shockers returned to the NCAA Tournament for the first time since their 1965 Final Four trip and narrowly missed out on a first round upset, falling 74-73 to No. 14 Michigan.

Johnson - known by many as "Cheese" - quickly became a fan-favorite. Though the name Lynbert sounds an awful lot like "limburger", the nickname had little to do with dairy products. As a child on the Harlem playgrounds, Johnson was known for smiling while he played, similar to the way one says "cheese" for the camera.

A former top-10 recruit out of New York's Haaren High School, Johnson was a three-time all-conference selection who finished with over 1,900 points and 1,000 rebounds.

In an emotional senior day performance on Feb. 17, 1979, Johnson delivered 27 points and 13 boards. Eight days later, he put up 21 points in a nationally-televised matchup at eventual national finalist Indiana State.

However, the latter game is more commonly remembered as **Larry Bird's** coming out party. In his national TV debut, Bird scored 49 points against the Shockers. In the days before constant television coverage, it was - for many basketball fans - their first glimpse of the future hall of famer.


GENE SMITHSON'S MTXE ERA

Johnson's senior year - during which he averaged 22.2 points while playing over 35 minutes per contest - helped ease the transition of new head coach **Gene Smithson**, who wanted to instill the qualities of mental toughness and extra effort into his team.

His commonly used slogan, MTXE, became a rallying cry for the Shockers and their fans throughout the next eight years.

Johnson fit the philosophy to a "t," allowing Smithson to quickly implement his uptempo offense and constant defensive ball pressure.

MTXE brought consecutive 20-win seasons, two appearances in the NCAA Tournament and two appearances in the NIT. Smithson won more than two-thirds of his games, and clearly recruited some of the most talented players in the history of WSU basketball.



Fan favorite Cheese Johnson averaged 22 points as a senior for the highest-scoring team in school history.

THE BOOKENDS

Smithson's 1979 recruiting class included "Bookend Forwards," **Antoine Carr** and **Cliff Levingston**.



WSU's Bookend Forwards, Antoine Carr and Cliff Levingston were two of the MTXE Era's brightest stars. Both were top-10 overall NBA draft picks.

Carr was a local standout while attending Wichita Heights High School. He became the Shockers' third All-American in 1983, and averaged 22.2 points a game during his senior season. Carr finished his career with 1,911 points while shooting 55.7 percent from the field and set a school record with 47 points against Southern Illinois in the final game of the 1983 season.

Levingston came from San Diego to star in Wichita. His impact was felt after leading the team in scoring his freshman and sophomore seasons. With averages of 15.7 and 18.5, he was named first-team all-MVC in 1981 and again in 1982. Following his success throughout his first three seasons, he decided to forgo his senior year and entered the NBA draft.

The 1980-81 Shockers compiled a 26-7 record and advanced to the final eight before losing to Louisiana State, 96-85, in the NCAA Midwest Regional Championship in New Orleans.

WSU played host to first and second round action during that run, and the Levitt Arena faithful played a key role in helping the Shockers advance. After an easy 95-70 win over Southern, the Shockers went to the wire with Iowa in a game still regarded as one of the loudest in the arena's long and storied history.

Early in the second half, Iowa had built a 17-point lead, but the fans refused to throw in the towel. As WSU rallied to make a game of it, the volume lifted. Rattled by the deafening crowd, Iowa called a timeout it did not have, resulting in a technical foul.

Point guard **Randy Smithson** knocked down the go-ahead free throws with five second to play to snap a 56-56 tie, and the Shockers were into the Sweet 16.

The following week in the New Orleans Super Dome, WSU posted another landmark win over in-state rival Kansas in a game that became affectionately known as "the Battle of New Orleans."

After playing WSU in the official dedication game for its new arena at the beginning of the 1955-56 season, KU had steadfastly refused to play the Shockers again for 25 years, making this an emotional game for Shocker fans

KU led 65-62 in the final minute, when a long jumper by Mike Jones pulled WSU within one, and then another long jumper by Jones, this one with :04 left, gave WSU the win.

Though WSU fell a round later to LSU in the Elite Eight, Gene Smithson had the basketball program and entire city of Wichita in a state of euphoria. Over a four-year period between 1980-84, they would go on to post a 92-29 record.

With achievement also came the NCAA and the announcement of an investigation into WSU basketball.

Violations by the previous coaching regime led to a two-year postseason ban, so despite a 48-9 record over the 1981-82 and 1982-83 seasons, the Shockers were unable to build on their impressive 1981 Elite Eight run.

1980-81 - NCAA Elite Eight Team (26-7)



1980-81 Team: Front Row (L to R): Karl Papke, Mike Jones, Zoran Radovic, James Gibbs, Tony Martin, Randy Smithson, Byrd Millick, manager. Back Row (L to R): Rich Shore, assistant coach; Jeff Jones, assistant coach; James Carr, student assistant; Eric Kuhn, Antoine Carr, Ozell Jones, Zarko Durisic, Cliff Levingston, Mike Denny, Jay Jackson, Gene Smithson, head coach; Ronnie Ryer, student assistant.

THE X-MAN

Amidst the sancations, there was one bright spot that gave Shocker fans hope for the future. He was simply known as "X."

Xavier McDaniel came to Wichita with an attitude and determination that would eventually make him one of the greatest players in WSU and college basketball history. Four years later, "X" had posted 2,152 points placing him second in all-time scoring behind Littleton, while setting the school record with 1,359 rebounds.

McDaniel's rapid improvement in 1982-83 helped ease the loss of Levingston to the NBA Draft, and the Shockers produced one of their finest seasons at 25-3.

Led by Carr (22.6 points per game), McDaniel (18.8) and **Aubrey Sherrod** (15.3), WSU rolled to a 17-1 MVC record and the regular season title.

In 1984-85 - with Carr joining Levingston in the NBA - McDaniel took center stage.

As a senior, "X" had one of the best individual seasons ever, becoming the first NCAA Division I player to lead the nation in both scoring and rebounding in the same year at 27.2 points and an incredible 14.8 rebounds a game.

WSU stunned No. 15 Tulsa on its home court in the finals of the 1985 MVC Tournament, 84-82, to claim the league's automatic bid to NCAA tournament.

The 1985 NBA Draft closed the door on an incredible era of NBA talent. McDaniel (1st Round, 4th overall) and Sherrod (2nd Round, 34th overall) joined Levingston (1983, 1st Round, 9th overall) and Carr (1984, 1st Round, 8th Overall) to give WSU four high draft picks in a three-year span.

That talent exodus would be difficult to overcome. In 1985-86, WSU slumped to 14-14. With more NCAA allegations brewing and declining support by the school and city, Gene Smithson was forced out as head coach.

In eight seasons Smithson collected 155 wins (for an average of almost 20 victories per season). He was the first coach ever to guide WSU to back-to-back 20-win campaigns.



THE FOGLER ERA

In March of 1986, **Eddie Fogler** led a new period of Shocker basketball. Fogler, a former North Carolina assistant to Dean Smith, brought impressive credentials to Wichita.

He made a strong impression in his first season when he guided the Shockers to a home win over No. 19 Kansas, followed by another over Kansas State. Weeks later, WSU scored another big conference championship victory at Tulsa, this time in overtime, to return to the NCAA tournament.

During his tenure at WSU, Fogler collected 61 wins and became the first WSU coach to defeat both Kansas and Kansas State in the same season. After two more postseason trips to the NCAA (1988) and NIT (1989), Fogler left WSU to become the head coach at Vanderbilt.

THE '90s

Mike Cohen, an assistant coach under Fogler, was promoted on April 5, 1989, to lead WSU into the new decade. Cohen's biggest victories came in the same week. WSU defeated No. 12 Alabama on Dec. 3, 1991, marking the first victory over a ranked team in almost two years. Two days later, WSU defeated Oklahoma State, 72-69. Cohen's success was brief. With 10 games remaining in the 1991-92 season, he announced his resignation, effective at the end of the season. In three years, he went 32-56.

At a press conference on March 24, 1992, **Scott Thompson** was hired as the new WSU basketball coach. Regarded as one of the brightest young coaches in the game, he had spent 10 years as an assistant coach and had built Rice into a 20-game winner in five years. Thompson's years as coach at WSU did not produce winning records, but he did have two transfer guards and a young forward who excelled.

Jimmy Bolden transferred to WSU for his senior season and averaged a team best 13.4 points a game in 1992-93. **L.D. Swanson** then stepped in at point guard. As a senior during the 1994-95 season, Swanson made three game-winning shots at or near the buzzer to bring a brief frenzied atmosphere back to Levitt Arena. Also in 1994-95, sophomore **Jamie Arnold** became the first Shocker to lead the MVC in rebounding since McDaniel in 1984-85. Two years later, Arnold became the 30th member of WSU's 1,000-point club.

Though a few individual performances were worth noting, Thompson did not bring a winning season to Wichita. So, WSU turned to one of its own March 18, 1996, to stop the seven-year slide. **Randy Smithson**, the former guard whose playing days brought WSU's second-highest NCAA finish, was given the reins of the WSU program.

With his father, Gene, they became the second father-son combination to coach at the same NCAA Division I school.

Smithson stopped the slide his first two seasons with back-to-back winning teams, the first such in 10 years, and a jump from seventh to third in the MVC with players he had coached at Butler County Community College.

Smithson's two-year flirtation with success then turned during the 1998-99 season. Sophomore **Maurice Evans** (22.6 points per game) and junior **Jason Perez** (16.8 points) were a sensational scoring duo, but the team managed only a 13-17 finish.

Evans - a Wichita native who would go on to play nine seasons in the NBA - left the team and eventually transferred, and WSU limped through another 12-win campaign in 1999-00.

Perez was a bright spot, averaging over 20 points as a senior to become WSU's first, first-team all-conference player since 1989. He was also runner-up for MVC Player of the Year.

THE TURGEON ERA BEGINS

Still seeking a leader who could help revive Shocker basketball, new director of athletics, **Jim Schaus** turned to Topeka-native and former University of Kansas point guard, **Mark Turgeon** on March 11, 2000.

That would prove to be a wise decision.

Shocker fans who may have had reservations about bringing in a former Jayhawk were quickly won over as Turgeon breathed life into the program. He improved the Shockers' win totals in each of his first six seasons (8, 15, 18, 21, 22, and eventually 26),

At the center of WSU's rise was Turgeon's first full recruiting class, featuring **Randy Burns**, **Jamar Howard**, **Rob Kampman** and **Paul Miller** (who took a medical redshirt and finished one year later than the others).

All four players would become four-year starters.

Burns - a combo guard from Houston - remains the school's all-time leader in three-pointers (248) and - at the close of his career - had four of the top-10 single season three-point totals in school history.

Howard was far from a deadly shooter, but his athleticism and relentless drive made him dangerous on both ends of the court. One of the most animated and intense players to ever wear a Shocker uniform, he was a three-time MVC Defensive Player of the Year and runner-up in 2003-04 for conference player of the year honors.

Kampman - a jack of all trades from Forest City, Iowa - did a little of everything at power forward.

Both Burns and Howard would finish with over 1,500 career points, while Kampman closed with 974.



Construction crews spent over a year transforming the former Levitt Arena into Charles Koch Arena.

THE ROUNDHOUSE RENAISSANCE

Along with Turgeon and his early group of core players, another big factor in WSU's re-emergence was a comprehensive renovation of the school's athletics facilities, led by Schaus and others.

Near the turn of the century, after nearly 50 years of continuous use, Levitt Arena had begun to show its age, but WSU wasn't about to part with such an important part of its history. Fittingly, many of the same fans who helped inject so much life into the building on game nights, rallied to support its next chapter during the \$25 million Roundhouse Renaissance project.

Initial pledges totaled nearly \$13 million, which included \$6 million gift from Koch Industries, Inc., in honor of Koch Industries Chairman and CEO **Charles Koch**. The lead gift represented the largest single gift in the history of the company, as well as the largest single gift received by the University.

"WSU is part of the Wichita community, and the Wichita community is part of WSU," Koch said. "We are proud to be a partner in this exciting new era of Wichita State University athletics."

The project took off, thanks to generous seed gifts from Shocker supporters, including the **Tom and Myra Devlin Family**, \$2.75 million; **Bob and Maura Geist**, \$2.75 million; and Barry and **Paula Downing**, \$1 million. Several additional families also made considerable contributions to the project.

In a Nov. 2001, announcement, **Dan and Kate Taylor's** \$1 million contribution to Roundhouse Renaissance also allowed for the naming of the renovated arena's concourse.

The upgrades turned Levitt Arena from an aging liability into an asset for the entire athletic department.




The Shockers won their first game in the renovated Roundhouse over Northern Arizona. The first regular season points came on a Jamar Howard free throw.



Dedication ceremony for Charles Koch Arena and Devlin Court took place on Nov. 29, 2003.



Turgeon's core group of early recruits get a large share of the credit for WSU's basketball turnaround. (left to right: Rob Kampman, Fridge Holman, Paul Miller, Jamar Howard and a hidden Randy Burns) With a 2003 NIT bid, they ended a 14-year postseason drought.



Point guard Matt Braeuer was one of three sophomore starters on the 2005-06 MVC Championship team.

RETURN TO THE POSTSEASON

Due to ongoing construction work at the arena, WSU played the 2002-03 season north of town at the Kansas Coliseum. That spring, WSU reached the postseason for the first time since 1989 with a bid to the NIT.

The newly renovated Roundhouse - now known as Charles Koch Arena - reopened its doors for the 2003-04 school year, and the Shockers quickly made themselves at home.

They earned another NIT bid in 2004 and were awarded a home game against Florida State. Shocker fans were thrilled, and a boisterous sellout crowd drew comparisons to some of the best and loudest of Gene Smithson's MTXE era in the early 1980s.

The Shockers appeared to have the game won in regulation when FSU's Tim Pickett - later drafted by the NBA's Hornets - sank an off-balance three-pointer to tie the game in the final seconds. The Seminoles would go on to win in double-overtime.

As seniors, Burns, Howard and Kampman formed the core of a veteran team ready to take the next step. They opened the 2004-05 season at 9-0 and eventually improved to 16-2. The team narrowly missed out on the top-25, collecting enough poll votes for the equivalent of a No. 26 national ranking.

But a late-season slide left spots in the polls and the NCAA Tournament just out of reach, and the Shockers were forced to settle for a third-straight season in the NIT.

As a consolation, the 2005 NIT produced the Shockers' first postseason wins of any kind since the 1981 Battle of New Orleans and provided valuable experience for the next wave of talent.

In home wins over Houston and Western Kentucky, freshmen **Matt Braeuer**, **Sean Ogirri** and **P.J. Cousinard** made big contributions, giving Shocker fans a glimpse of the future.

In the round of 16 at Vanderbilt, WSU rallied to tie the score with just 0.8 seconds to play. But the game ended in heartbreak when the hosts threw an inbound pass to the far end of the court for a buzzer beating lay-in.

2005-06: SWEET SUCCESS

On paper, WSU was due for a regression, having lost the services of four starters from the previous year. Tabbed fifth in the MVC's preseason poll, the Shockers instead took major step forward.

The 6-foot-10 **Paul Miller** had improved dramatically over five years and would earn MVC Player of the Year and Associated Press honorable mention All-American honors as a senior.

6-7 **Kyle Wilson** - a transfer from Illinois - provided the perfect complimentary piece, as a power forward who could stretch defenses outside.



Paul Miller earned the 2006 Larry Bird Trophy as the MVC Player of the Year.

Athletic small forward **P.J. Cousinard** came into his own as a sophomore, contributing in nearly every column of the boxscore.

The mop-topped **Matt Braeuer** became a fan-favorite at point guard, and Sean Ogirri would emerge as one of the best pure three-point shooters in Shocker history.

It all began with an early-season appearance in the South Padre Island

Invitational. Ironically, the highlight of the tournament was actually a loss.

WSU controlled much of the second half against an Illinois team that had played in the National Championship game just eight months before. The Illini, however, rallied to take a one-point lead in the final seconds. Shocker guard **Karon Bradley** drained a halfcourt attempt at the horn that would have won the game, but officials ruled that his release had come just after time had expired. Yet, WSU gained tremendous respect and confidence from that effort and carried it forward.

Providence became the first-ever Big East team to visit Wichita, and a soldout Charles Koch Arena crowd was on hand to welcome them. Led by Kyle Wilson (19 points) and Sean Ogirri (17), the Shockers shot 57 percent from the field to fend off the Friars, 82-74.

After a pair of two point wins against giant-killer Northwestern State and San Francisco on the road, the Shockers dropped a nationally televised game against Michigan State at Detroit's Palace of Auburn Hills. Despite a 21-point effort from Paul Miller, the Spartans played a near perfect offensive game and handed the Shockers their worst loss of the season.


In another road test at UMKC's historic Municipal Auditorium, zone-buster Ogirri went 5-of-7 from beyond the arc and do-everything swingman Cousinard scored nine-straight points early in the second half to help the Shockers pull away.

Miami of Ohio was the last of the pre-season foes. On a night when Paul Miller joined the 1,000 point club and P. J. Cousinard scored a career high 21 points, Wichita State disposed of the Redhawks 55-46.

The road to the MVC Championship began with two home games. Behind a balanced attack, the Shockers put away a feisty Indiana State team that had opened the year at 8-0. Behind 13 rebounds from Cousinard, WSU survived Bradley - an eventual Sweet 16 team - in overtime to move to 2-0.

Losses to NCAA Tournament teams Southern Illinois and Northern Iowa evened the ledger at 2-2 and dampened the Shockers' outlook significantly, with the team due out on the road for five of its next six games.

2005-06 - NCAA Sweet 16 Team (26-9)



Back Row (left to right): Nick Rogers, Phil Thomasson, Paul Miller, Kyle Wilson, David King, Ryan Bradley, Ryan Martin
Front Row: Cameron Ledford, Karon Bradley, Matt Braeuer, Wendell Preadom, P.J. Cousinard, Sean Ogirri

On Feb. 4, before a national television audience, Charles Koch Arena was again rocking. The crowd and a career-high 30 points from Paul Miller helped the Shockers outlast Southern Illinois in double-overtime.

Just 10 days later, WSU provided another memorable finish, courtesy of Braeuer, who provided a key four-point play with just over 30 seconds to go to force overtime. Creighton hit a free throw to go up by two with 10 seconds to go. Out of timeouts, the Shockers had to improvise as they pushed the ball up the court. Ogirri worked the ball into the corner, and Braeuer drained the game-winning triple, just ahead of the buzzer.

Who could have predicted that Bracket Buster foe, George Mason, would become such a familiar face to the Shockers, their fans and the basketball world over the coming weeks. A last-second win in Wichita impressed the NCAA Tournament selection committee and later allowed the Patriots to sneak into the Big Dance with one of the last remaining at-large bids.

WSU shook off the late season loss and closed out the regular season on a high note. Miller's last-second tip-in helped the Shockers survive an upset-minded Drake and secure a share of the MVC's regular season title.



Sean Ogirri dunks during a first round rout of Seton Hall.

The Shockers returned home later in the week to take care of Illinois State and win the title outright. Another capacity crowd hung around to watch Turgeon and company cut down the nets and

celebrate the school's first MVC championship in 23 years.

Making the title especially significant was that it came in one of the Valley's strongest seasons in recent memory. Four MVC teams received invitations to the NCAA Tournament, with a fifth - Missouri State - narrowly missing out, despite a top-30 RPI.

An eight-day gap between WSU's MVC semifinal loss to Bradley and Selection Sunday dragged by slowly for the Shocker faithful who had already waited 18 years for a return trip to the NCAA Tournament. At last, Wichita State appeared on the screen - as a no. 7 seed in Greensboro, N.C.

Eager to make up for nearly two decades of lost time, the Shockers jumped out to a fast start against 10th-seeded Seton Hall. Behind six three-pointers and 23 points from Ogirri, they cruised to an 86-66 victory.

A matchup with the second-seeded Tennessee Volunteers was next. Just two days prior, Tennessee had narrowly survived an upset bid from no. 15 seed Winthrop.



First-year head coach, Gregg Marshall and senior point guard Matt Braeuer during the 2007-08 season.

WSU administrators were impressed with Winthrop's coach, a rising star by the name of **Gregg Marshall**, while the Shockers gained a boost of confidence from seeing the Vols struggle.

When gameday rolled around, the Shockers were ready. The athletic Volunteers of the SEC had no answers for Cousinard, who scored 20 points on just seven shots.

WSU trailed 65-63 before Cousinard tied it with 3:00 to go. That kicked off a 9-0 Shocker run. Cousinard forced a steal to stop Tennessee's last gasp, and Ryan Martin turned it into a transition slam to close out an 80-73 win and send the WSU into the Sweet 16 for the first time since 1981.

The nation's capital was the venue of the next round and Shocker nation traveled in droves to watch a rematch with 11 seed George Mason, which had pulled two upsets of its own.

A cold shooting night doomed the Shockers. They finished at 31.3 percent from the field and missed 21-of-24 attempts from three-point range. WSU trailed 9-0 after less than three minutes and faced a 35-19 deficit at the half. The Shockers eventually chipped the lead down to eight but not until the final two minutes of a 63-55 setback.

Two days later, George Mason shocked no. 1 seed UConn to advance to the Final Four.

When teams are successful, usually individual honors follow. Miller was an All-MVC first teamer and WSU's first conference player of the year in 21 seasons. Turgeon was coach of the year.

There was no way to predict the impact a Shocker advance to the Sweet Sixteen would have on the city of Wichita and their fans. That question was answered at the airport upon their return from Greensboro after the Tennessee victory - a "Rock Star" welcome awaited the new "favorite sons."

In 2006-07, Turgeon's last year at WSU, the Shockers reprised some of the brilliance of the previous season during a 9-0 start that included road victories against nationally-ranked foes LSU and Syracuse. The LSU game, combined with some sweet revenge at George Mason, gave WSU wins over half of the 2006 Final Four, and the nation took notice, elevating the Shockers to no. 8 in both the national polls.

THE MARSHALL ERA BEGINS

The fast start of 2006-07 faded once conference play rolled around, and WSU limped to a 17-14 finish. Shortly after, Turgeon accepted the head coaching job at Texas A&M, leaving WSU in search of new leadership.

On April 14, 2007, WSU announced the hiring of **Gregg Marshall**, who had built Winthrop into the Big South Conference's premier program, with seven NCAA Tournament bids in nine seasons.

Marshall's 2006 squad that had so impressed WSU administrators in a near upset of no. 2 seed Tennessee was followed by an even stronger 2007 team - good enough to finish 29-5, earn a national ranking, stake an 11-seed in the tournament, and take down 6th-seeded Notre Dame in the first round.

Marshall was attracted to WSU by its recent success and the MVC's status as a multi-bid conference. What he hadn't counted on was a rebuilding job. A couple of thin recruiting classes mixed with the departure of key veterans left his early Shocker teams lacking in experience.

The 2007-08 team struggled to an 11-20 finish, but behind the scenes Marshall was working to rebuild the foundation. His first full recruiting class included three future all-conference selections in 6-5 guard **Toure' Murry**, 7-0 center **Garrett Stutz** and JUCO point guard **Clevin Hannah**. Murry showed poise beyond his years, twice hitting game-winning shots in the final seconds.

WSU improved to 17-17 in 2008-09 and showed vast improvement during the latter half of the year. Following a 6-11 start that included six-straight losses to begin conference play, the Shockers bounced back to take seven of their next nine. That late-season push earned them a postseason bid to the newly established College Basketball Invitational (CBI).

Though it lacked the luster of the NCAA Tournament - or even the NIT - the experience proved to be a positive for the young Shockers and their fans. WSU hosted two games in the event, downing Buffalo in the opening round before falling to Stanford in the quarterfinals.

The Shockers carried their second half momentum into 2009-10 and re-established themselves as MVC contenders during a 25-10 season. They finished conference play with a 12-6 mark, good for second place in the standings, and advanced to the MVC Tournament title game for the first time since 1987. WSU's bid for a return to the NCAA Tournament was denied by a strong defensive effort from eventual Sweet 16 participant Northern Iowa in the MVC Championship, so the Shockers instead settled for a home date in the NIT.

There, Nevada ended WSU's 17-game home winning streak and its season with a surprise 74-70 victory.



One of the stars of Marshall's first full recruiting class, Toure' Murry scored over 1,500 points during his Shocker career.

2011 NIT Champions



2010-11 Team: Front Row (L to R): Chad Gibney, Ryan Hilliard, Devon Smith, Assistant Coach Chad Dollar, Assistant Coach Marty Gross, Head Coach Gregg Marshall, Assistant Coach Chris Jans, Director of Basketball Operations Dominic Okon, Athletic Trainer Todd Fagan, Strength and Conditioning Coach Kerry Rosenboom, Manager Conor Dyck. Second Row (L to R): Manager Talon Shinn, Jerome Hamilton, Josh Walker, Ehimen Orukpe, Garrett Stutz, Aaron Ellis, Gabe Blair, Trey Jones (no longer on team), Manager Adrian Jackson. Back Row (L to R): Demetric Williams, David Kyles, Ben Smith, Derek Brown, Randall Vautravets, Toure' Murry, Tyler Richardson, Graham Hatch, Joe Ragland

NIT CHAMPIONS

The 2010-11 season may have been remembered for "what if" or not for "what was." Painful losses to a pair of eventual Final Four opponents left WSU on the outside looking in when the NCAA Tournament brackets were announced, but the Shockers rallied in March to win the school's first-ever postseason title.

WSU fans got an early look at the team's potential at the Maui Invitational, where the Shockers led eventual national champion UConn for over 37 minutes. But future NBA star Kemba Walker denied the upset, scoring 29 of his 31 points in the second half to key an 83-79 victory.

Despite the loss, WSU started the year at 20-4, often overwhelming opponents in the second half with their fresh legs. Marshall's deepest and most-veteran WSU team to date featured nine upperclassmen and a total of 10 players who averaged double-figure minutes and were more than happy to set their individual stats aside for the good of the group. **J.T. Durley** was the lone Shocker to average more than 10 points.

One of the few teams that could match its depth was VCU, which invaded Charles Koch Arena in late February for a Bracket Buster matchup. WSU led in the final seconds, but VCU prevailed by nailing two free throws with 0.8 seconds to play. Just as George Mason had in 2006, that relatively unknown VCU team rode a Koch Arena win to an NCAA Tournament bid and - as an 11-seed - steamrolled to the Final Four.

The Shockers regrouped for a 67-65 senior day win over Creighton, highlighted by senior **Aaron Ellis'** game-winner at the buzzer, and entered the final day of the regular season tied with Missouri State for the conference lead at 14-3 with one last showdown looming in Springfield.

In a contrast of styles, MSU with its six-deep lineup, jumped out to a quick start and led by double-figures for most of the second half. Down 60-50 with under 4:00 to go, WSU roared back and cut the margin to 65-64 on Kyles' three-pointer at the 1:24 mark. But those were its final points in a 70-64 loss.

Disappointment continued in the MVC Tournament, where the Shockers were upset by Indiana State in the semifinals. The loss was especially difficult for Ellis, Durley and fellow seniors **Graham Hatch** and **Gabe Blair**, who had helped rebuild WSU basketball after its brief slide but would be unable to experience an NCAA Tournament during their Shocker careers.

In a season of tough breaks in big games, WSU's fortunes took a dramatic turn for the better during a run through the NIT.

At home against a shell-shocked Nebraska, the Shockers went 6-for-11 from three-point range and raced to a 40-20 halftime lead on their way to a 76-49 first round victory.



WSU outlasted 1-seed Virginia Tech on the road in the next round. Durley's three-pointer tied the game with 47 seconds to play in regulation and helped get the game to overtime, where - knotted at 76 with nine seconds to play - **Joe Ragland** drove the length of the floor for the game winning layup.

An upset by No. 6 College of Charleston opened the door for 4th-seeded WSU to host a quarterfinal matchup, and - just as they did against Nebraska - the Shockers raced to an early lead. They turned an 11-point halftime edge into a 21-point cushion with some help from a 15-1 run. Senior big men Durley and **Blair** combined for 30 points in an 82-75 win.

From there, it was on to New York's Madison Square Garden and the tournament semifinals, and Washington State had no answer for Stutz, who came off the bench to score a game-high 24 points (on 10-of-13 shooting).

The Shockers stifled the Cougars offensively, holding them to under 30% from the field for the game and more than doubled Washington State's production on the boards at 52-25.

An already comfortable 36-19 halftime lead grew cushier as the night progressed, and the Shockers rolled to a 75-44 win.

In the championship game, WSU's balance and depth again prevailed. Down a point with 15 minutes to go in the season, the Shockers mounted an 8-0 run to regain control.

Alabama mounted one last charge near the 4:00-mark, but Hatch hit back-to-back treys in a span of just over 60 seconds to lift the lead to 12 and effectively ice the game.

"We obviously, as a team, have gone through a roller coaster," said Hatch, who went 4-for-4 from beyond the arc and took home tournament MVP honors. "We came back from those disappointments, we pulled together, and it's just magical."

In their five NIT wins, the Shockers averaged 18 assists, outscored opponents by an average of 75.6 to 60.2 and outboarded them by over 8 boards per game.

Durley - who finished with 1,327 career points - was named first team All-Valley, and Murry earned second team honors.

The Shockers' 29 wins were - for the time being - a new school record, eclipsing the 1954 team's 27 victories, and WSU fans savoured it all. Little did they know, the best was still to come.



Graham Hatch led the charge in the title game by hitting 4 threes to win NIT MVP honors.



2010-11 seniors Gabe Blair (32), Derek Brown (25), J.T. Durley (31), Aaron Ellis (0) and Graham Hatch (14) accept the NIT trophy.

BACK THE THE NCAA'S

Having reached the top of one mountain, the Shockers set about climbing the next.

With big men Durley, Ellis and Blair out the door, WSU's front court depth appeared to be its biggest question mark at the onset of the 2011-12 season. But the continued improvement of the 7-footer Stutz and the addition of JUCO transfer **Carl Hall** (the MVC Newcomer of the Year) eased those concerns.

Each of the team's top five scorers were seniors:

Stutz gave the Shockers a luxury that few MVC teams had - a polished interior scoring threat who demanded double-teams on every touch. He averaged 13.3 points and 8.0 rebounds and earned first team all-conference honors.

Fellow first-teamer, point guard **Joe Ragland** (team-high 13.4 points) provided deadly range from beyond the arc, connecting on over half of his three-point attempts for the year.

The pair became the first Shocker duo to land on the All-Valley first team since "The Bookends" Carr and Levingston in 1983.

Murry - one of Marshall's first WSU recruits - had forged one of the great all-around careers in Shocker history, finishing up as the school's career assists leader, while also ranking second in steals, seventh in free throws, eight in three-pointers and 11th in career points (1,539).

The athletic **David Kyles** was a streaky scorer, and the versatile **Ben Smith** would land on the MVC's All-Defensive Team.

Following a 2-2 start, the Shockers fired off eight-straight wins by an average of over 26 points per game.

Ragland hit 8-of-9 treys and scored 31 points as WSU torched No. 18 UNLV at the Roundhouse, 89-70.

After a few near misses over the previous two seasons, WSU returned to the national rankings with help from one of its most impressive performances of the Marshall Era. The Shockers shot 58 percent and were a perfect 17-of-17 from the line in an 89-68 road romp at 15th-ranked Creighton on Feb. 11.

The following Monday, WSU was back in the polls for the first time since early in the 2006-07 season, and would rise as high as No. 14 in the Coaches Poll before the month was through.

WSU finished 16-2 in conference play, with one of those losses coming on the road in double-overtime, and won the title by a two full games over Creighton. Marshall was an easy choice for MVC Coach of the Year after leading the Shockers to a 27-6 mark and their first conference regular season title since 2006.

The reward was an at-large bid to the NCAA Tournament, a No. 5 seed, and a vastly underseeded opponent in (No. 12) VCU. With several returners from the previous year's Final Four team, the Rams had built a 28-6 record and were on the verge of the national ranking when the regular season closed.

Cold-shooting WSU trailed by 13 in the second half but rallied to take the lead in the final two minutes on Murry's three-pointer. VCU answered with a trey of its own at the 1:33 mark to move back in front. Down three in the closing seconds, Stutz's desperation three-pointer missed the mark, and VCU escaped with a 62-59 win.



PLAY ANGRY: THE 2013 FINAL FOUR

The 30 wins and a trip to the Final Four were well beyond the wildest dreams of even the most optimistic Shocker fan heading into the Fall of 2012.

In what was becoming a rite of Fall, experts were quick to write off the 2012-13 team, which had graduated five seniors and would surely need time to rebuild. As a result, the defending champion Shockers were picked fourth.

Hopes took another hit just over a month into the season. Redshirt freshman **Ron Baker**, one of the team's most consistent contributors through the first 10 games, suffered a stress fracture. Sophomore **Evan Wessel** met a similar fate after starting the first eight contests, when a broken pinky forced him to the bench.

The injuries continued to mount. 7-foot senior **Ehimen Orukpe** missed three games with a sprained ankle, and senior forward Carl Hall later suffered broken thumb, costing him seven games.

Still, the Shockers marched on, thanks to contributions from a few key newcomers. Junior college transfer Cleanthony Early, a 6-foot-7 matchup nightmare with a three-point shooting touch and post skills to match, paced the team in scoring at 13.9 points per game and would eventually earn first team All-MVC honors. He etched his name high on the Shocker's all-time single-game scoring chart with an impressive 39-point performance in an early January win over Bradley.

Senior point guard **Malcolm Armstead**, a transfer from Oregon, made the most of his one season of eligibility at WSU, setting a single-season school record with 76 steals, while chipping in 10.7 points. He was an honorable mention choice on the postseason All-Valley team.

The return of Hall - a second team all-conference selection - keyed a four-game winning streak that included a big home win over No. 12 Creighton, as WSU ran its record to an impressive 19-2 and moved into the driver's seat in the MVC race.

It wouldn't last. The Shockers swooned over the final weeks of the regular season, going 8-7 down the stretch. WSU had two chances to clinch a share of the MVC title in the last week but couldn't do it. Evansville pulled an staggering upset on Senior Day at Koch Arena, and a hot-shooting Creighton claimed revenge in Omaha on the final day of the regular season to snatch away the conference crown.

Redemption nearly came in the MVC Tournament, where the Shockers posted a pair of double-digit wins to reach the final, but Creighton again stood in the way. The Shockers played stout defense on All-American Doug McDermott (who missed 8 of 13 shots from the field), but Creighton squeezed out a 68-65 victory.



Buried in the disappointment of another St. Louis setback was a silver lining that would become much more evident over the next month. Baker - who had missed 21 games since his stress fracture - was cleared to play in the days prior to the MVC Tournament. He appeared in all three games off the bench while getting himself reacclimated - the perfect warmup for a sizzling postseason performance.

The Shockers earned their second straight NCAA bid, this time as an at-large selection and drew a No. 9 seed, opposite No. 8 Pittsburgh, in Salt Lake City.

Armstead (22 points) and Early (21) shouldered the offensive load, and junior **Tekele Cotton** drew rave reviews for a lockdown defensive performance on Pitt star Tray Woodall, who finished 1 of 12 with five turnovers.

After closing out a 73-55 win over Pitt, the Shockers continued their momentum two days later in a Round of 32 showdown with top-seed Gonzaga - ranked No. 1 in the national polls at the close of the regular season.

After making just 2-of-20 threes against Pitt, WSU connected on a season-high 14 threes against Gonzaga, including five-in-a-row to finish out the game. That late flurry helped the Shockers overcome a seven-point Bulldog lead with six minutes remaining to win 76-70.



Carl Hall, who ditched his signature dreadlocks prior to the NCAA's, delivered 12 blocks in the first four games.

From there, it was on to Los Angeles. The Shockers ended No. 13 LaSalle's run in the Sweet 16, rolling to a 14-2 lead out of the gate on their way to a 72-58 victory.

In the West Regional Final, WSU continued to play the role of the aggressor, piling on for

a 53-33 lead with just over 12 minutes to play in the second half. Ohio State trimmed the deficit all the way down to 62-59 with 2:49 to go, but Cotton drilled a clutch three, then snagged a crucial offensive rebound on the Shockers' next possession. Freshman **Fred VanVleet** knocked down a jumper moments later to help put the game on ice.

Armstead earned NCAA All-West Region Most Outstanding Player honors and averaged 12.8 points, 5.0 rebounds and 4.4 assists during WSU's five-game NCAA run. He joined Hall on the all-regional team.

The Shockers first trip to the Final Four since 1965 ignited the fan base and made WSU a national darling. Yet, come game time, WSU played like it was more than just happy to be in Atlanta, building a 12-point lead with 13:35 to play in the game against a heavily-favored Louisville team. Despite 24 points and 10 rebounds from Early, WSU couldn't hold off a late charge from the Cardinals, who escaped with a 72-68 win and went on to claim the national title.



The Final Four starting lineup of Tekele Cotton (32), Carl Hall (22), Malcolm Armstead (2), Cleanthony Early (11) and Ron Baker (31).

2013-14: NEAR PERFECTION

Despite the 2011 NIT title and its strong No. 5 seed in the 2012 NCAA Tournament, WSU was still operating mostly below the national radar at the time of its 2013 Final Four push.

Things changed quickly afterward, and the Shockers began 2013-14 with a target firmly affixed to their backs. In that context, what came next was especially impressive. WSU not only lived up to its impossibly lofty expectations, but actually exceeded them.

The 2014 Shockers became the first team in college hoops history to begin a season 35-0 and suffered their first-and-only defeat against national-runner-up Kentucky in the NCAA Tournament.

WSU spent the entire 2013-14 campaign ranked in the Top-25, rising as high as No. 2 in both the AP and Coaches Polls - the school's loftiest ranking in over three decades - and became the first unbeaten MVC Champion in nearly 30 years.

The return of three starters gave Shocker fans reason enough for optimism heading into the year.

Now a senior, **Cleanthony Early** had solidified himself as a bonified NBA prospect. Junior **Tekele Cotton's** jumper had improved dramatically over the second half of the previous season, turning the defensive standout into an all-around contributor, and the promise of a full season out of the pre-**Ron Baker** upped the expectations that much more.

Of course, questions also lingered. Could WSU replace Armstead's veteran leadership at point guard, and would the loss of Hall and Orukpe weaken the front court?

Sophomore **Fred VanVleet** solved the first concern, transitioning effortlessly from bench player to floor general in a season that brought him All-American and MVC Player of the Year honors.

A committee approach took care of the second questionmark. The three-headed monster of **Darius Carter**, **Kadeem Coleby** and **Chadrack Lufie** complimented Early in the post, giving the Shockers a solid, four-man rotation. The return of **Evan Wessel** from injury and All-Valley Bench Team selection Nick Wiggins provided additional depth.

WSU won its first seven games by double-figures against a string of mostly overmatched opponents before finally getting its first real test at Saint Louis.

Against a Billiken team that would also go on to crack the top-10 in the national polls, WSU earned a big 70-65 road win in a game that came down to the final minute.

The Shockers dispatched a pair of SEC foes, defeating Tennessee at INTRUST Bank Arena and then taking down Alabama in Tuscaloosa, in a 13-0 sweep of the non-conference schedule.

WSU tacked on three more wins to begin MVC play before surviving its biggest scare of the regular season. A hot-shooting Missouri State raced to a 42-24 halftime lead.

The Shockers briefly chopped the deficit to 11 early in the second half, only to watch the Bears build it right back up to 19 near the 12-minute mark.

But the Shockers wouldn't be denied. In a space of just over two minutes, Baker hit a trey, Early dunked, and Baker drained another triple to trim the margin to 54-44 with 9:49 to play.

MSU led by 8 with 3:55 to go before an 11-1 Shocker run tied the game. VanVleet drew two fouls in the final minute on drives to the hoop - the first producing a three-point play and the second resulting in a game-tying free throw with 11 seconds left. VanVleet scored seven of the Shockers' eight points in overtime, and WSU survived 72-69.



The close call strengthened the Shockers, and they won each of their next six contests by a dozen or more points.

A tough five-game stretch followed with four road games, including a trip to second-place Indiana State, but the Shockers took care of business and moved to No. 2 in the national polls.

With the eyes of the nation watching, WSU entered its regular season finale at 30-0, 17-0 in MVC play and needing only to beat Missouri State to claim its place in history.

The Bears were unable to duplicate their magic from the previous month. With less than a minute to play in the Shockers 68-45 victory, chants of "undefeated" shook the Roundhouse.

"That was pretty special," Marshall said to reporters afterward. "This group really enjoys a challenge. They embrace the grind. It's really an easy group to coach."

The Shockers continued their dominance during the MVC Tournament in St. Louis, winning all three games to capture their first Valley Tournament title since 1987.

After cooling off No. 16 seed Cal Poly Pomona, 64-37, in their first NCAA action, the Shockers played one of the great games in NCAA Tournament history, losing an epic clash to eventual National Finalist Kentucky, 78-76. Sports Illustrated would later call it, its "Game of the Year" for 2014.

WSU ruled the conference's postseason awards, placing three on the All-MVC first team and one more on the second team. Early became the first AP All-American of the Marshall era, landing consensus second team status, while VanVleet - the MVC's Player of the Year - was a second and third team choice in several publications.

Marshall was named Naismith National Coach of the Year, NABC National Coach of the Year, AP Coach of the Year and Henry Iba Coach of the Year. He was also awarded the Adolph Rupp Cup, given to the coach "who best exemplifies excellence in his dedication to the game of basketball and to his student athletes."





THE BATTLE OF OMAHA

The 2014-15 campaign brought yet another 30-win season, a modern MVC record for consecutive conference wins (27), a visit from ESPN's College Gameday and the third Missouri Valley Conference title in four years.

High-flying senior Tekele Cotton repeated as MVC Defensive Player of the Year, carved out a spot in the record books as the all-time winningest Shocker, and became the first to play in four NCAA Tournaments.

Cotton and juniors Ron Baker and Fred VanVleet all reached 1,000 career points during the second half of the season.

Baker – the team's leading scorer at 14.7 points per game – was earned repeat first team all-conference honors. So did VanVleet after leading the conference in assists (5.2 per game) for the second-straight year.

WSU once again shined during March Madness, with wins over Indiana and Kansas, to earn a trip to the Sweet 16.

And, through it all, Koch Arena was electric, with every home date sold out for the second-straight year, helping the Shockers a new school-record for longest home winning streak.

It would be easy to look at the Shockers' final 30-5 record and assume that all came effortlessly. Instead, it was a core of five veterans leading the way for much of the year, while eight new scholarship players gradually rounded into form. By March, WSU had a team to be reckoned with.

The 2014-15 Shockers lacked the front-court depth of their predecessors but nonetheless won with the same recipe of toughness, athleticism and relentless hustle.

The guard trio of Baker, VanVleet and Cotton all averaged over 4.0 rebounds per game, helping atone for any size limitations. They also took excellent care of the basketball, averaging fewer turnovers (9.1) than all but three other teams nationally during the regular season.

The Shockers opened the year at No. 11 in both major polls and climbed to No. 8 after a 4-0 start. But another undefeated run wasn't in the cards.

Though they rallied from a seven-point deficit in the final 75 seconds to force overtime at No. 25 Utah, the Shockers saw their 35-game regular season winning streak come to an end with a 69-68 loss at No. 25 Utah on Dec. 3.

Yet the magic wasn't entirely gone. In the six-game winning streak that followed, WSU rallied on three-different occasions from double-digit second half deficits. Perhaps the most memorable comeback came against Alabama. With ESPN's Dick Vitale making his first appearance at the roundhouse in nearly three decades, WSU roared back from 11 down in the final six minutes for their 23rd-consecutive home victory, establishing a new school record.

WSU fell to George Washington on Christmas Day in the finals of the Diamond Head Classic in Honolulu but went otherwise unscathed through the better part of two months. The team opened conference play at 9-0 to run its MVC record winning streak to 27 games.

No. 18 Northern Iowa ended that string on Jan. 31 with a 70-54 victory over the Shockers at the McLeod Center in the first battle of nationally ranked MVC teams since 1982.

Suddenly it was two-horse race. Neither side lost again over the next month, giving them identical 16-1 league records heading into a winner-take-all battle at Koch Arena on the final day of the regular season.

The drama, and WSU's three-year run of success, peaked the curiosity of ESPN executives, who decided to broadcast their Saturday morning national show, College GameDay, live from center court in the hours before tipoff.

A large crowd braved a morning blizzard to attend the taping and stuck around to watch No. 11 WSU earn some sweet revenge over No. 10 UNI along with another outright MVC title, 74-60.

Though they ranked eighth nationally heading into the MVC Tournament, a disappointing semifinal loss dipped the Shockers to 28-4. It also hurt their NCAA Tournament seeding. On Selection Sunday, WSU found itself on the No. 7 line.

The seed number, however, took a back seat to the bracket itself. Fans and media latched on to a potential WSU-Kansas second-round matchup and spent the next week buzzing over the possibilities.

First, however, the Shockers would need to take care of another of college basketball's blue bloods in 10th-seeded Indiana. In a back-and-forth game, WSU came out on top thanks to VanVleet's brilliant 27-point effort and a surprise performance from freshman Zach Brown, who scored 11 points and grabbed eight off the bench (both career highs).

With Indiana in the rear view mirror, the Shockers could at last focus on Kansas. Similarities between the 1981 WSU-KU Sweet 16 clash (nicknamed the Battle of New Orleans) and the so-called "Battle of Omaha" were eerie. The game took on added importance to Shocker fans. Though their program had been on a steady rise for the better part of 15 years, this was to be the first meeting between the two sides since 1993.

The proximity to both Lawrence and Wichita made tickets to Omaha CenturyLink Center a hot commodity. A sellout crowd watched some unlikely heroes emerge for the Shockers.

Evan Wessel -- a Wichita native and three-year high school teammate of Kansas standout Perry Ellis -- took just three shots in 36 scoreless minutes against Indiana but hit a career-high four three-pointers against Kansas.

The freshman Brown stepped up big yet again. In the game's single-most memorable play, Brown tipped a soft pass into the backcourt and sprinted past a pair of opponents to turn the loose ball into an uncontested dunk.

Down 24-16 at one point, the Shockers outscored Kansas 13-2 over the remainder of the first half to take a three-point lead into the break. WSU shot 59 percent in the second and turned eight KU turnovers into 14 points on its way to a 78-65 win.

From there, it was on to Cleveland for the Sweet 16. Despite big performances from VanVleet (25 points) and Darius Carter (22), WSU was done in by a slow start against third-seeded Notre Dame. Though the Shockers eventually recovered from an 18-5 deficit to take a second-half lead, Notre Dame shot a blistering 75% over the final 20 minutes to regain control.





2015-16: BAKER & VANVLEET

The 2015-16 men's basketball season brought another round of team success on both the national and conference levels, but history will remember it as an extended farewell tour for two of the most celebrated players in program history -- **Ron Baker** and **Fred VanVleet**.

Two of the catalysts in the 2013 Final Four, the 2014 undefeated season, and a 2015 Sweet 16 trip, the pair spurred professional basketball opportunities for one last go-around-- much to the joy of Shocker fans.

This prompted great expectations nationally, as well. The team opened with a top-10 ranking for the first time in over three decades, but -- after an early round of adversity -- quickly dropped from the polls.

Injuries, most notably one to VanVleet, left WSU depleted during a 2-4 November. But as VanVleet slowly rehabbed the most famous hamstring in Wichita, the team's outlook also gradually improved. The Shockers' floor general returned to the court in early December and keyed a 12-game win streak.

The Shockers rolled to a 16-2 conference record -- with 11 of their MVC wins coming by 20+ points -- and became just the second MVC team in the last 46 years to three-peat as regular season champion. Baker and VanVleet earned first team All-Valley honors for the third straight year, and VanVleet won his second Larry Bird trophy as conference player of the year.

A talented supporting cast filled in the gaps. WSU's reserves, led by **Anton Grady** and **Markis McDuffie**, ranked among the national leaders in bench scoring. McDuffie was named MVC Freshman of the Year. Sophomores **Zach Brown** and **Shaquille Morris** stepped into starting roles, and wily veteran **Evan Wessel** again provided the glue. The team's calling card was its defense. Wichita State was the only team in the country to allow less than 60 points per game, and ranked second nationally in turnover margin.

On Feb. 3, WSU notched a home win over Southern Illinois to give Marshall his 221st career victory, passing the legendary Ralph Miller (220 wins from 1951-65) atop WSU's all-time list.

For a stretch of just over two weeks, WSU held the nation's longest home winning streak, thanks to Arizona's Jan. 28 loss to Oregon. The win over SIU padded the Shockers' school record streak to 43-straight, but a Feb. 13 loss to UNI ended the fun.

Though the Shockers were clearly an at-large quality squad, their resume didn't show it. VanVleet's injury and the team's early season struggles had robbed them of a chance at many of the marquee wins valued by the committee. Pundits placed Wichita State on the bubble following a Valley semifinal loss to UNI. Though the Shockers made the field on Selection Sunday, their fifth-straight NCAA Tournament trip came with a slight detour through Dayton, Ohio for the First Four.

Unfazed, WSU rolled over fellow 11-seed Vanderbilt in a 20-point win. Then it was on to Providence, Rhode Island, where the Shockers trounced sixth-seeded Arizona in the First Round by holding the high-scoring Wildcats to 26-points below their season average.

Two games of suffocating defense took a toll on the Shockers' legs. In their third game in a five days -- a Round of 32 date with third-seeded Miami -- WSU found itself in a 21-point hole. Though they would stage an incredible rally to take the lead with 10:00 to go, the Shockers ultimately fell short, bringing the season -- and the Baker/VanVleet Era -- to a close.

2017: A RELOADING YEAR

Despite the loss of two NBA guards in Baker (Knicks) and VanVleet (Raptors), WSU's so-called rebuilding year exceeded the expectations of event the most optimistic Shocker fans.

The 2016-17 Shockers posted 31 wins -- five more than their predecessors -- and won a fourth consecutive MVC title, thanks to a vastly-improved offense. WSU averaged 81.0 points per game and outscored opponents by over 18 points per contest. They won 27 times by double-figures and 17 times by 20-or-more.

The Shockers stumbled in mid-January at Illinois State, losing by 14 points inside Redbird Arena to fall out of first-place for the first time in four years. But the loss paid dividends. In the aftermath, Marshall shifted point guard **Conner Frankamp** to shooting guard and called on redshirt freshman **Landry Shamet** to run the offense.

A 16-game winning streak followed. The Feb. 4 rematch with Illinois State (now 11-0) brought sweet revenge. The Shockers (10-1 coming in) led 22-20 with 6:00 to play in the first half but outscored the visitors 35-4 over the next 12 minutes of action to pull away. When the dust settled, the Shockers had a resounding 41-point victory and a share of first-place in the league standings.

Neither WSU nor Illinois State would lose again the rest of the regular season, and the teams shared the MVC crown with twin 17-1 records.

Fortunately, they had one more chance to settle the score with a rubber match in the MVC Tournament final. Frankamp -- the eventual tournament MVP -- scored 19 points, and the Shockers held the Redbirds to just 29 percent from the field in an 80-60 victory.

Shamet and sophomore forward **Markis McDuffie** were both named First Team All-MVC, and juniors Frankamp and **Shaquille Morris** earned third team status.

Despite 30-wins, strong marks in both the computer rankings and polls, and a growing track record of postseason success, the Shockers were once again downgraded (to a No. 10 seed) on Selection Sunday due to a relatively weak strength of schedule.

The decision looked even worse in hindsight, after WSU's first round upset of Atlantic-10 champion Dayton in the first round and an impressive showing against No. 2 seed Kentucky two fays later.

The latter game was a coming out party for Shamet. Against a Kentucky team loaded with one-and-done NBA prospects, Shamet often looked like the best freshman on the floor. He finished with 20 points in a game that came down to the final possession.



INVITATION ACCEPTED

In the days after WSU's loss to Kentucky, rumors swirled about a possible move to the American Athletic Conference, which was reportedly looking to improve its national basketball profile. Likewise, the media pointed out, the league had the potential to do the same for WSU's perception within the NCAA Selection Committee.

In early April, the rumors became facts. The American's board of presidents voted unanimously to extend a membership offer to WSU, and president **John Bardo** accepted.

Less than three months later -- on July 1, 2017 -- WSU officially joined the American Athletic Conference, ending a 72-year affiliation with the Missouri Valley Conference that had begun back in 1945.

The move to The American would give Shocker student-athletes from all 15 varsity teams the opportunity to perform on a grander stage and test themselves against traditionally strong competition.

"This is the end of one phase and the beginning of another," said **Darron Boatright**, Director of Athletics. "We're going to continue to push, we're going to continue to grow. We're going to continue to have the same expectations for our athletic department, our teams, our student-athletes and coaches, as we always have."

"I want our student-athletes to compete for championships," Bardo said. "I want them to be on the national stage, because that's why they do what they do. Joining The American gives us that opportunity."

While driven by athletics, Bardo saw the move as a win for the entire university, positioning Wichita State alongside other large metropolitan-based research institutions.

It also restored a handful of old rivalries, reuniting WSU with former MVC foes Cincinnati, Houston, Memphis and -- most notably -- Tulsa. WSU's chief foil in the 1980s, the Shockers and Hurricanes had enjoyed a bitter rivalries up until Tulsa's exit from the league in 1996.

New rivalries also awaited within the geographically diverse conference with UConn, SMU, Central Florida, South Florida, Temple, Tulane and East Carolina.



THE AMERICAN ERA BEGINS

Led by six seniors, the 2017-18 Shockers spent the entire season in the national rankings and extended their string of NCAA tournament bids (7) and 25-win seasons (9).

Continuity in a season otherwise marked by radical change.

Marshall likened the Shockers' first tour through the American Athletic Conference to a boxer stepping up to a new weight class.

"Bigger" and "stronger" – two words often used to contrast Missouri Valley Conference rosters to WSU's new breed of foe – could just as easily describe some of the net positives of the move. The Shockers enjoyed life on a bigger stage and emerged with a stronger postseason resume.

Though a heartbreaking loss to first-place Cincinnati on the final day of the regular season cost them a share of the title, the Shockers redeemed their large collection of quality wins for a No. 4 seed in the NCAA bracket (second-highest in school history).

Membership on the new league introduced WSU basketball to new audiences through new or rekindled rivalries and unprecedented exposure (29 of 33 games were nationally-televised with over half on CBS, ESPN or ESPN2). Shockers fans also made a positive first impression, invading road venues across the map while selling out all 16 of the team's home dates.

On Dec. 28, 2017, a network audience on CBS watched WSU win its American opener at UConn.

Five nights later, the Shockers made their home debut on ESPN with a striped-out Charles Koch Arena as the backdrop. Facing a Houston team that would finish the year in the top-25, WSU hit 10 first-half threes and led by as many as 32 points in an 81-63 blowout.

On the final day of the regular season, CBS' first-ever network broadcast from the Roundhouse featured a battle of nationally-ranked teams vying for a share of the conference title. A defensive stand on the last possession helped first-place Cincinnati escape with a 62-61 victory and the outright crown, but the game served as the perfect showcase for Wichita's basketball passion and the program's growing presence on the national stage.

Other season highlights included a runner-up finish at the prestigious Maui Invitational and true road wins at Oklahoma State, No. 16 Baylor and No. 5 Cincinnati. The latter stopped the Bearcats' nation-best 39 game home streak and was the program's first top-5 road win since 1964. On Feb. 15, WSU erased a 14-point halftime deficit to defeat Temple, 93-86, in one of the loudest games in Roundhouse history.

An upset loss to Marshall in the first round of the NCAA tournament put a damper on an otherwise impressive season, but the 2017-18 Shockers left their mark in other ways.

Shamet (an honorable mention AP All-American) and Morris both landed first team all-conference honors. Shamet became the first Shocker since Xavier McDaniel (1985) to be taken in the first round of the NBA Draft, going 26th overall to the Philadelphia 76'ers. He averaged a team-high 14.9 points and made 84 threes on 44.2 percent accuracy.

Morris averaged 14.0 points and swatted 51 shots finished his career No. 2 on the school's all-time blocks list (147)).

The Shockers averaged nearly 83 points and topped 90 in 10 of their 33 games. Led by senior bigs Morris, **Rashard Kelly**, **Rauno Nurger** and **Darrell Willis Jr.**, they dominated on the glass, outrebounding foes by an average of 9.9-per-game (No. 2 nationally). They also ranked third in assists (18.5) and fourth in assist-to-turnover ratio (1.58).

A NEW NORMAL

Having six seniors and an NBA Draft pick on the roster benefited the 2018 Shockers but replacing them all at once proved to be a challenge.

WSU returned just three scholarship players and 11.2 percent of minutes (fifth-fewest nationally) from the 2017-18 team. Ten newcomers saw action in 2018-19. A freshman was on the floor for every second of every game, and the team averaged more than 33 minute with at least two rookies in the lineup.

Marshall likened his preseason expectations for the 2018-19 Shockers to the stock market – short-term volatility but long-term gains. "I think you're going to see the rocky type Dow Jones Industrial Average graph for our team," he predicted. "The good, the bad, and the ugly."

Those words proved prophetic. One of the least-experienced team in program history endured some dark times, but the good ultimately outweighed the bad. After an 8-11 start, the Shockers trended sharply upward, winning 14 of their last 18. They were 8-1 in the month of March.

The only Shocker with significant experience, McDuffie (18.2 points), stepped up as both a scorer and a leader and earned second team all-conference honors after drilling 84 threes and 160 free throws. He ended his career at No. 13 on WSU's career scoring list with 1,525 points.

WSU participated in postseason play for an 11th consecutive year and reached the NIT semifinals for just the second time in school history.

With consecutive road wins at Furman, Clemson and Indiana, the Shockers became the first team in NIT history to sweep the Nos. 1, 2 and 3 seeds in its region on the way to New York (the NIT began seeding teams in 2006).

The first round win at Furman (Mar. 20, 2019) was Marshall's 500th career victory. He became just the 10th NCAA Division I coach to hit that mark before the end of his 21st season.

WSU finished sixth out of 12 teams in the American Athletic Conference regular season. After opening 1-6, the Shockers won nine of their last 13 to finish 10-8. As the No. 6 seed in the conference tournament, WSU defeated No. 11 ECU and upset No. 3 Temple before losing a close game to eventual champion Cincinnati in the tournament semifinal.

WSU found its identity late in the year, winning games with steady defense and clutch plays. Three wins came at or near the buzzer. Wichita native **Samajae Haynes-Jones** supplied two of them against SMU (Jan. 30) and UConn (Feb. 28). Freshman **Dexter Dennis** delivered the other in the regular season finale at Tulane (Mar. 9).

A STORY WITH NO ENDING

WSU took a step forward in 2019-20 with 23 regular season wins – six more than its 2018-19 total -- but was unable to build on that momentum in the postseason because there was, in fact, no postseason.

WSU remained one of the youngest teams in the nation with 10 underclassmen on scholarship but found a rock in senior center **Jaime Echenique**, an unheralded junior college recruit who in 2021 would go on to become the first NBA's first Colombian-born player with the Washington Wizards. During a breakout senior season for the Shockers, the 6-foot-11 center was WSU's leading scorer (11.3), rebounder (7.1) and shot-blocker (1.6) on his way to second team all-conference.

A nine-game winning streak in December and January included victories over Oklahoma State, Oklahoma, VCU, Ole Miss and No. 21 Memphis. Following a double-overtime win

at UConn on Jan. 12, WSU was 15-1 and ranked 16th in both polls.

The Shockers were up-and-down the rest of the way, sometimes on the same night. In an early March win at SMU they overcame a 24-point deficit with less than 14:00 to play.

WSU finished two games behind the league's tri-champions, Cincinnati, Tulsa and Houston, but gained a measure of satisfaction in the finale with a lopsided win over Tulsa that denied the Golden Hurricane an outright conference crown.

Helped by its non-conference success, WSU remained firmly on the NCAA bubble. More than three-quarters of the nation's "Bracketologists" had the Shockers in their projected fields heading into the conference tournament but most agreed that they still had work to do.

Instead, COVID-19 intervened, canceling the conference and NCAA tournaments and tipping off one of the most-tumultuous off-seasons in program history.

COACH FOR A YEAR COACH OF THE YEAR

Initially written off after the loss of Echenique to graduation and six other scholarship players to transfer, WSU benefited from improved play from its returning core, an influx of talented newcomers, and the contributions of an oft-overlooked assistant coach to become one of college basketball's best feel good stories during a year where headlines were otherwise dominated by the ongoing COVID-19 pandemic.

Thrust into the spotlight after Marshall's November resignation, interim head coach **Isaac Brown** became permanent head coach by leading a Shocker team picked seventh in the preseason to a 16-6 record, their first AAC regular season title and a spot in the NCAA tournament.

After a 1-2 start against a trio of eventual NCAA tournament teams, the Shockers ripped off wins in 15 of their next 17, highlighted by a mid-February victory over sixth-ranked Houston that moved them into first place and convinced WSU brass to remove Brown's interim tag, making him the first ever Black head men's basketball coach at any of Kansas' three Division I institutions.

WSU finished its abbreviated conference schedule with an 11-2 record, edging out the Final Four bound Cougars (14-3), by percentage. Brown was a unanimous choice for coach of the year and a finalist for a handful of national plaudits.

Sophomore **Tyson Etienne** was the AAC's Co-Player of the Year after a breakout season that saw him average a team-high 16.3 points and a school record 2.95 threes-per-game. He topped the 20-point mark in 10 of the 22 contests.

UConn graduate transfer **Alterique Gilbert** made an impact in his lone season as a Shocker, averaging 10.3 points on his way to third team all-conference status. The oft-injured former McDonald's All-American appeared in every game and while leading the team in assists (4.1) and steals (1.6).

The Shockers went from ON the bubble to IN bubble on a memorable Selection Sunday. 24 hours after losing in the AAC semifinals, they received one of the last four at-large berths to the NCAA tournament, which was played at a single site with daily COVID-19 testing and strict protocols designed to shield participants from the virus. The game itself was less memorable, with WSU falling to Drake in the First Four.



YEAR-BY-YEAR RECORDS

ALL-TIME RECORDS

Year	Playing as...	Seasons	W-L	Pct.
1905-27	Fairmount College	22	153-154	.498
1927-64	Municipal University of Wichita	35	464-361	.562
1964-Pr.	Wichita State University	59	1024-724	.586
ALL-TIME		116	1657-1245	.571

Years	Conference	Seasons	W-L	Pct.	Titles
1905-27	Kansas Intercollegiate				1
1927-40	Central Intercollegiate	12	82-58	.586	1
1940-45	Independent	4	-	-	-
1945-17	Missouri Valley	72	592-501	.542	11
2017-Pr.	American Athletic	6	61-39	.610	1

14

- No conference seasons were played in 1917-18 or 1918-19 due to World War I
- Due to league sanctions, WU was banned from intercollegiate competition in 1937-38 but played a full schedule of games against AAU and industrial squads. These wins and losses are not included in the all-time totals.
- No varsity team was fielded in 1943-44 due to World War II

KANSAS INTERCOLLEGIATE ATHLETIC CONFERENCE (1905-27)

Season	Head Coach	W-L	Pct.	Conf. Place	Postseason
1905-06	Willis Bates	2-4	.333		
1906-07	Willis Bates	3-6	.333		
1907-08	Willis Bates	2-3	.400		
1908-09	Roy Plank, (Captain)	4-6	.400		
1909-10	Roy Thomas	3-10	.231	1-7	
1910-11	Roy Thomas	7-6	.538	5-6	
1911-12	Roy Thomas	2-8	.200	2-8	
1912-13	E.V. Long	1-11	.091	1-10	
1913-14	Willis Bates	8-7	.533	6-6	
1914-15	Harry Buck	4-10	.286	4-10	
1915-16	Harry Buck	10-5	.667	10-5	
1916-17	Lamar Hoover	2-11	.154	2-11	
1917-18	Lamar Hoover	3-10	.231	<i>World War I</i>	
1918-19	Vic Grandy (Captain)	1-7	.125	<i>World War I</i>	
1919-20	Kenneth Cassidy	8-8	.500	8-8	
1920-21	Wilmer Elfrink	16-2	.889	15-2	1st
1921-22	Lamar Hoover	12-4	.750	11-3	2 nd
1922-23	Lamar Hoover	13-7	.650	10-5	AAU National - 3 rd Round
1923-24	Sam Hill	10-12	.455	9-9	
1924-25	Sam Hill	9-9	.500	6-8	11 th
1925-26	Leonard Umnus	14-6	.700	11-5	5 th AAU National - 2 nd Round
1926-27	Leonard Umnus	19-2	.905	13-1	2 nd AAU National - 4 th Round

CENTRAL INTERCOLLEGIATE CONFERENCE (1927-40)

Season	Head Coach	W-L	Pct.	Conf. Place	Postseason
1927-28	Leonard Umnus	14-6	.700	8-4	3 rd AAU National -- 3 rd Round
1928-29	Gene Johnson	16-6	.727	9-3	2 nd
1929-30	Gene Johnson	14-4	.778	9-3	2 nd
1930-31	Gene Johnson	18-5	.783	9-3	2 nd
1931-32	Gene Johnson	12-7	.632	7-5	3 rd
1932-33	Gene Johnson	14-2	.875	10-2	t-1st
1933-34	Lindsay Austin	<i>Team suspended by North Central Association; 20-13 vs. AAU/Industrial Teams</i>			
1934-35	Lindsay Austin	7-13	.350	4-4	t-3 rd
1935-36	Bill Hennigh	12-12	.500	8-8	t-3 rd
1936-37	Bill Hennigh	9-12	.429	5-7	4 th
1937-38	Bill Hennigh	10-13	.435	5-7	t-3 rd
1938-39	Bill Hennigh	9-12	.429	3-7	5 th
1939-40	Bill Hennigh	10-8	.556	5-5	4 th

INDEPENDENT (1940-45)

Season	Head Coach	W-L	Pct.	Conf. Place	Postseason
1940-41	Bill Hennigh	9-11	.450		
1941-42	Jack Sterett	4-16	.200		
1942-43	Mel Binford	12-7	.632		
1943-44	<i>No Team, WWII</i>				
1944-45	Mel Binford	14-6	.700		0-1, NAIA (16)

MISSOURI VALLEY CONFERENCE (1945-2017)

Season	Head Coach	W-L	Pct.	Conf. Place	Postseason
1945-46	Mel Binford	14-9	.609	6-4	2 nd 0-1, NAIA (32)
1946-47	Mel Binford	8-17	.320	2-10	7 th
1947-48	Mel Binford	12-13	.480	1-9	6 th
1948-49	Ken Gunning	10-16	.385	3-7	5 th
1949-50	Ken Gunning	7-17	.282	1-11	7 th

1950-51	Ken Gunning	9-16	.360	5-9	5 th	
1951-52	Ralph Miller	11-19	.367	2-8	6 th	
1952-53	Ralph Miller	16-11	.593	3-7	6 th	0-1 NIT (12)
1953-54	Ralph Miller	27-4	.871	8-2	2 nd	
1954-55	Ralph Miller	17-9	.654	4-6	4 th	
1955-56	Ralph Miller	14-12	.538	7-5	4 th	
1956-57	Ralph Miller	15-11	.577	8-6	t-3 rd	
1957-58	Ralph Miller	14-12	.538	6-8	5 th	
1958-59	Ralph Miller	14-12	.538	7-7	4 th	
1959-60	Ralph Miller	14-12	.538	6-8	t-4 th	
1960-61	Ralph Miller	18-8	.692	6-6	5 th	
1961-62	Ralph Miller	18-9	.667	7-5	3 rd	0-1, NIT (12)
1962-63	Ralph Miller	19-8	.704	7-5	2 nd	0-1, NIT (Quarterfinals)
1963-64	Ralph Miller	23-6	.793	10-2	t-1st	1-1, NCAA (Regional Finals)
1964-65	Gary Thompson	21-9	.700	11-3	1st	2-2, NCAA (Final Four)
1965-66	Gary Thompson	17-10	.630	9-5	t-2 nd	0-1, NIT (Quarterfinals)
1966-67	Gary Thompson	14-12	.538	9-5	3 rd	
1967-68	Gary Thompson	12-14	.462	7-9	6 th	
1968-69	Gary Thompson	11-15	.423	7-9	t-6 th	
1969-70	Gary Thompson	8-18	.308	3-13	8 th	
1970-71	Gary Thompson	10-16	.385	3-11	8 th	
1971-72	Harry Miller	16-10	.615	6-8	5 th	
1972-73	Harry Miller	10-16	.385	6-8	t-5 th	
1973-74	Harry Miller	11-15	.423	6-7	5 th	
1974-75	Harry Miller	11-15	.423	6-8	5 th	
1975-76	Harry Miller	18-10	.643	10-2	1st	0-1, NCAA (32)
1976-77	Harry Miller	18-10	.643	7-5	t-3 rd	
1977-78	Harry Miller	13-14	.481	8-8	t-5 th	
1978-79	Gene Smithson	14-14	.500	8-8	t-3 rd	
1979-80	Gene Smithson	17-12	.586	9-7	t-2 nd	0-1, NIT (32)
1980-81	Gene Smithson	26-7	.788	12-4	1st	3-1, NCAA (Elite Eight)
1981-82	Gene Smithson	23-6	.796	12-4	t-2 nd	
1982-83	Gene Smithson	25-3	.893	17-1	1st	
1983-84	Gene Smithson	18-12	.600	11-5	3 rd	0-1, NIT (Rd. of 32)
1984-85	Gene Smithson	18-13	.581	11-5	t-2 nd	0-1, NCAA (64) / MVC Tournament Champion
1985-86	Gene Smithson	14-14	.500	7-9	t-5 th	
1986-87	Eddie Fogler	22-11	.667	9-5	3 rd	0-1, NCAA (64) / MVC Tournament Champion
1987-88	Eddie Fogler	20-10	.667	11-3	2 nd	0-1, NCAA (64)
1988-89	Eddie Fogler	19-11	.633	10-4	t-2 nd	1-1, NIT (16)
1989-90	Mike Cohen	10-19	.345	6-8	t-5 th	
1990-91	Mike Cohen	14-17	.452	7-9	6 th	
1991-92	Mike Cohen	8-20	.286	6-12	t-7 th	
1992-93	Scott Thompson	10-17	.370	7-11	t-7 th	
1993-94	Scott Thompson	9-18	.333	6-12	t-7 th	
1994-95	Scott Thompson	13-14	.481	6-12	t-8 th	
1995-96	Scott Thompson	8-21	.276	4-14	t-10 th	
1996-97	Randy Smithson	14-13	.519	8-10	7 th	
1997-98	Randy Smithson	16-15	.516	11-7	t-3 rd	
1998-99	Randy Smithson	13-17	.433	6-12	t-8 th	
1999-00	Randy Smithson	12-17	.414	6-12	t-9 th	
2000-01	Mark Turgeon	9-19	.321	4-14	9 th	
2001-02	Mark Turgeon	15-15	.500	9-9	5 th	
2002-03	Mark Turgeon	18-12	.600	12-6	3 rd	0-1, NIT (40)
2003-04	Mark Turgeon	21-11	.656	12-6	t-2 nd	0-1, NIT (32)
2004-05	Mark Turgeon	22-10	.687	12-6	2 nd	2-1, NIT (16)
2005-06	Mark Turgeon	26-9	.742	14-4	1st	2-1, NCAA (Sweet 16)
2006-07	Mark Turgeon	17-14	.548	8-10	6 th	
2007-08	Gregg Marshall	11-20	.355	4-14	9 th	
2008-09	Gregg Marshall	17-17	.500	8-10	5 th	1-1, CBI (Quarterfinals)
2009-10	Gregg Marshall	25-10	.714	12-6	2 nd	0-1, NIT (32)
2010-11	Gregg Marshall	29-8	.783	14-4	2 nd	5-0, NIT (Champion)
2011-12	Gregg Marshall	27-6	.818	16-2	1st	0-1, NCAA (64)
2012-13	Gregg Marshall	30-9	.769	12-6	2 nd	4-1, NCAA (Final Four)
2013-14	Gregg Marshall	35-1	.972	18-0	1st	1-1, NCAA (32) / MVC Tournament Champ
2014-15	Gregg Marshall	30-5	.857	17-1	1st	2-1, NCAA (Sweet 16)
2015-16	Gregg Marshall	26-9	.743	16-2	1st	2-1, NCAA (32)
2016-17	Gregg Marshall	31-5	.861	17-1	t-1st	1-1, NCAA (32) / MVC Tournament Champ

AMERICAN ATHLETIC CONFERENCE (2017-Pr.)

2017-18	Gregg Marshall	25-8	.758	14-4	t-2 nd	0-1, NCAA (64)
2018-19	Gregg Marshall	22-15	.595	10-8	6 th	3-1, NIT (Semifinals)
2019-20	Gregg Marshall	23-8	.742	11-7	4 th	<i>Postseason Canceled (COVID-19)</i>
2020-21	Isaac Brown	16-6	.727	11-2	1st	0-1, NCAA (First Four)
2021-22	Isaac Brown	15-13	.536	6-9	7 th	
2022-23	Isaac Brown	17-15	.531	9-9	6 th	



HEAD COACHES

HISTORY OF SHOCKER HEAD COACHES

WILLIS BATES (1905-08)

The 1905-06 school year was the first in which basketball received any attention at Fairmount. The team was organized late in the season, but made a good showing defeating Hutchinson YMCA and Mulvane High School, which held the Sumner County championship. In addition to basketball coach, Willis Bates was also Physical Director. The 1905-06 team won 2 and lost 4. The 1906-07 team improved to 3-6, and the 1907-08 finished 2-3.

ROY THOMAS (1909-12)

In addition to Basketball Coach, Roy Thomas served as Athletic Director and General Manager. The 1909-10 team won 3 and lost 10. The 1910-11 team had the first winning season (7-6) in Fairmount history. The 1911-12 team "showed flashes of fine form in every game but they were followed by such reversals or else appeared too late to make a respectable impression on the opponent," reported the 1912 Parnassus. "The Fairmount Basketball prestige is gradually reaching its rightful position. Our boys played against the fastest teams of the state, winning two and losing eight games. The team was almost entirely made up of freshmen but they played together consistently and in another year should land the State Championship."

E. V. LONG (1912-14)

With but one exception, the men's basketball team never had a victorious season up to 1912. Twelve games were played with the best teams in the state. The inexperience and lightness of the Wheatshockers handicapped them too much for successful competition with their heavier and more experience opponents and won only one game. The 1913-14 team came close to the state championship, but had bad luck in losing games by close scores on the road. They ended with an 8-7 record.

HARRY BUCK (1914-16)

In Buck's first year the team (4-10) did not score many points, but it was felt the season had laid foundations for a strong team for the next year. A significant fact was that it beat cross town rival Friends twice by good scores. Except for two blowouts, the remaining loses were close. The 1915-16 team had the most successful season Fairmount had to date with a record of 10-5.

LAMAR HOOVER (1916-18)

Hoover's first season team was composed of mainly freshmen. The record was a hard luck 2-11. Each contest was hard fought, but the final game with Friends ended 34-35, giving encouragement for next year. The 1917-18 team improved to 3-10.

KENNETH CASSIDY (1919-20)

The team had a good season (8-8) considering the injuries and hard luck. In only seven of the 16 games was the coach able to put his regular five on the floor. The season was considered a success because they beat Friends in two hard fought games, winning the city championship.

WILMER ELFRINK (1920-21)

With three veteran starters back, Coach Elfrink had little trouble turning out one of the best basketball teams to represent Fairmount (16-2). They started the season with a nine-game winning streak and ended with a seven-game winning streak.

LAMAR HOOVER (1921-23)

In Coach Hoover's first season, the team compiled a 12-4 record. The 1922-23 team defeated some of the fastest teams in the state and compiled a 13-7 record. This was the first year Fairmount entered a basketball team in the National AAU Tournament in Kansas City where they won 2 and lost 1.

SAM HILL (1923-25)

The 1923-24 squad played one of the longest schedules of any team in the Kansas Conference and ended up 10-12, outscoring opponents 416-369. The 1924-25 team finished 9-9.

LEONARD UMNUS (1925-28)

Coach Umnus' first season played through one of the toughest schedules it had in a long time, going 14-6. The highlights of the season were that both rivals (Friends and Southwestern) were defeated in one season, and the Shocker combination piled up the highest score in Kansas Conference. The team earned a berth at the National AAU tournament in Kansas City. The 1926-27 team ended up third in the nation and second in the state with a 19-2 record. This well balanced team swept through the Kansas Conference with only one defeat, and that at the hands of the champions Pittsburg who later fell to the Shockers. It's second loss was in the fifth game of the National AAU tournament in Kansas City. The 1927-28 team was full of veterans and ended with a 14-6 record and a three game appearance at the National AAU tournament.

GENE JOHNSON (1928-33)

Coach Gene Johnson's first year was a good beginning to an extended tenure with a 16-6 record. Defeated only four times during his second season (14-4), the Shockers ended in second place in the conference with the help of a veteran team. Preseason all-conference standings picked the Shockers as one of the outstanding and strongest teams in the conference. Two players were selected to the all-conference team. The 1930-31 team had another successful season with a 18-5 record, winning the Southwestern College invitational, and was conference runner-up to the Pittsburg Gorillas. The highlight of this season was playing eight games in Mexico, winning all of them. Three players were selected to the all- Central Conference team. After five successful seasons, Coach Johnson was faced with a lot of inexperienced men, but turned out a winning team again. The 1931-32 team ended with a 12-7 record, taking third in the Central Conference. Coach Johnson's final season ended with a 14-2 record. WU defeated Kansas State which had defeated Kansas the week before. The team was invited back to Mexico City to play nine games, six of which they won. He was a pioneer of the game with his "fire department" basketball, which is better known today as the full-court press. His record for five seasons was 71-22.

LINDSAY AUSTIN (1934-35)

No collegiate games were played due to a suspension by the North Central Association. Coach Lindsay Austin compiled a 20-13 record against AAU and industrial league teams.

BILL HENNIGH (1935-41)

A season record of 12-12 does not do justice to the team Coach Bill Hennigh produced during his first year at his Alma Mater. The majority of the games lost by the Shockers were lost by close scores after hard-fought contests. In 1936-37, Colorado College of the Rocky Mountain Conference was added to the Shocker schedule, plus an appearance at a special holiday contest with Drake, Missouri Valley Conference co-champions. The 21-game schedule netted nine victories, placing second in

the Central Conference. Besides the conference schedule, the Shockers also played at the University of Oklahoma, Oklahoma City University, and St. Louis University. Shocker basketball suffered from lack of facilities during the season. The gym was not available because reconstruction begun in early fall which continued until late spring. A new gym allowed games to be played on the campus and further school interest in the sport. The 1937-38 team compiled a 10-13 record, followed by the

WU HEAD COACHES (By Winning Pct.)

Head Coach	Years	# of Yrs	W-L	Pct.
Wilmer Elfrink	1920-21	1	16-2	.882
Leonard Umnus	1925-28	3	47-14	.770
Gene Johnson	1928-33	5	74-24	.755
Gregg Marshall	2007-20	13	331-121	.732
Gene Smithson	1978-86	8	155-81	.657
Eddie Fogler	1986-89	3	61-32	.656
Ralph Miller	1951-64	13	220-133	.623
Mark Turgeon	2000-07	7	128-90	.587
Isaac Brown	2020-23	3	48-34	.585
Mel Binford	1942-43, 44-48	5	60-52	.536
Harry Miller	1971-78	7	97-90	.519
Kenneth Cassidy	1919-20	1	8-8	.500
Gary Thompson	1964-71	7	93-94	.497
Lamar Hoover	1916-18, 21-23	4	30-32	.484
Harry Buck	1914-16	2	14-15	.483
Sam Hill	1923-25	2	19-21	.475
Bill Hennigh	1935-41	6	59-68	.472
Randy Smithson	1996-00	4	55-62	.470
Willis Bates	1905-08, 13-14	4	15-20	.429
Jay Plank (Captain)	1908-09	1	4-6	.400
Scott Thompson	1992-96	4	40-70	.364
Mike Cohen	1989-92	3	32-56	.364
Lindsay Austin	1934-35	1	7-13	.350
Ken Gunning	1948-51	3	26-49	.347
Roy Thomas	1909-12	3	12-24	.333
Jack Sterett	1941-42	1	4-16	.200
Vic Grandy (Captain)	1908-09	1	1-7	.125
E.V. Long	1912-13	1	1-11	.083
Paul Mills	2023-Pr.	1	0-0	.000

WU HEAD COACHES (By Total Wins)

Head Coach	Years	# of Yrs	Wins
Gregg Marshall	2007-20	13	331
Ralph Miller	1951-64	13	220
Gene Smithson	1978-86	8	155
Mark Turgeon	2000-07	7	128
Harry Miller	1971-78	7	97
Gary Thompson	1964-71	7	93
Gene Johnson	1928-33	5	74
Eddie Fogler	1986-89	3	61
Mel Binford	1942-43, 44-48	5	60
Bill Hennigh	1935-41	6	59
Randy Smithson	1996-00	4	55
Isaac Brown	2020-23	3	48
Leonard Umnus	1925-28	3	47
Scott Thompson	1992-96	4	40
Mike Cohen	1989-92	3	32
Lamar Hoover	1916-18, 21-23	4	30
Ken Gunning	1948-51	3	26
Sam Hill	1923-25	2	19
Wilmer Elfrink	1920-21	1	16
Willis Bates	1905-08, 13-14	4	15
Harry Buck	1914-16	2	14
Roy Thomas	1909-12	3	12
Kenneth Cassidy	1919-20	1	8
Lindsay Austin	1934-35	1	7
Jack Sterett	1941-42	1	4
Jay Plank (Captain)	1908-09	1	4
E.V. Long	1912-13	1	1
Vic Grandy (Captain)	1918-19	1	1
Paul Mills	2023-Pr.	1	0

WU HEAD COACHES (Conference Titles)

Head Coach	Regular Season	Conference Tournament
Gregg Marshall	5 -- 2012, '14, '15, '16, '17	2 -- 2014, 17
Gene Smithson	2 -- 1981, '85	1 -- 1985
Wilmer Elfrink	1 -- 1931	
Gene Johnson	1 -- 1933	
Ralph Miller	1 -- 1964	
Gary Thompson	1 -- 1965	
Harry Miller	1 -- 1976	
Eddie Fogler		1 -- 1987
Mark Turgeon	1 -- 2006	
Isaac Brown	1 -- 2021	
Eddie Fogler		1 -- 1987
Paul Mills		



HEAD COACHES

1938-39 record of 9-12. The 1939-40 team finished 10-8 and played three of the strongest Colorado teams, plus ended in fourth place in the Central Conference. The squad was small in comparison to many of the other college quintets, but speedy ball-hawks evened the score in most cases. Coach Hennigh's last season as Shocker coach was 1940-41 whose team compiled a 9-11 record.

JACK STERETT (1941-42)

"Cactus Jack" Sterett came to WU from Tulsa. Crippled through the loss of players to the armed services, the Shockers finished with a disappointing record of 4-16. However, the team won the city championship, defeating Friends twice.

MELVIN J. BINFORD (1942-48)

Binford led the Shockers to their first modern postseason bids with consecutive trips to the NAIB (NAIA) National Tournament in 1945 and 1946. The latter group was also the first to compete in the Missouri Valley Conference. Binford was 60-52 in five seasons from 1942-48. During World War II he also served as athletic director and football coach, going 11-6-1 over two seasons from 1944-45.

The Haviland, Kan. native graduated in 1925 from Pittsburg State where he was an all-conference performer in both basketball and football. He was a successful junior college coach in both sports at Hutchinson, McPherson and El Dorado. His 1930 Hutch basketball team won the state juco title. Later success in El Dorado, where he won 26-straight games in one stretch, landed him on Wichita's radar.

Binford was hired in 1942 to turn around a Shocker program that had finished 4-16 in the season prior, but World War II made that a difficult task. His debut squad lost its best player to an armed service call-up, and another key contributor left to work on the farm. Still, the 1942-43 Shockers were a vast improvement over their predecessors, finishing a respectable 12-7. The war took an even greater toll in 1943-44 when the program disbanded due to lack of manpower, but an old back injury kept Binford out of the service. He took over as head of the athletic department and revived both the football and basketball teams in 1944. Binford led the 1944-45 Shockers to a 14-6 record despite a revolving door roster.

Though the MVC represented a significant step up in competition, Binford's 1946 team handled the initial transition nicely, finishing second out of seven teams in the conference standings at 14-9 (6-4 MVC). The next two seasons, however, were less kind, resulting in consecutive last-place finishes and a combined 3-19 record against Valley foes. Binford put together an ambitious 1946-47 schedule but won just eight of the 25 contests. His 1947-48 team opened 8-1 but managed just four more wins the rest of the way. At the close of the season, he tendered his resignation.

KEN GUNNING (1948-51)

Gunning's first year as Shocker coach gave fans confidence that Wichita's cellar-dwelling days were over. Hopes were high for a vast improvement over the previous year. The team ended with 10-16 record and finished fifth in the Valley at 3-7. The 1949-50 team experienced its most unusual seasons of the early years. The Shockers won their first six games in a row, were one of the nation's few undefeated teams late in December, and were touted by Oklahoma Aggie Coach Henry Iba as the team to watch in the MVC. The team then proceeded to lose three on a road trip to Texas, but came back to open its conference season by upsetting Oklahoma A&M, 38-37, the first victory over the Aggies in Shocker history. WU ended the season 7-17 overall, and finished last in the Valley at 1-11. The 1950-51 season ended at 9-16 and was Gunning's last as Shocker mentor. His three-year record was 26-49.

RALPH MILLER (1951-64)

In the 1950s and early '60s, Shocker opponents dreaded the raucous crowds and the yellow glow of The Roundhouse. What they feared more was the constant full-court, zone pressure defense of Coach Miller's Shockers, who converted turnovers to layups at an alarming rate. Miller used zone pressure to fashion a career in which he won 674 games and championships in three conferences. An all-around athlete at Chanute High and the University of Kansas, Miller began his coaching career at Wichita East High in 1948, winning 63 games and one state title in three years. Miller broke into the collegiate coaching ranks at Wichita University with a 220-133 record in 13 seasons (1951-63). In 1964, he took the Shockers to their first NCAA Tournament. He later coached at Iowa and Oregon State, retiring as the sixth-winningest coach in NCAA history. A two-time national coach of the year (1981 & 82), Miller took nine teams to NCAA tournaments and five to the NIT. He was inducted into the Naismith Basketball Hall of Fame in 1988.

Miller took the reigns of Shocker basketball after guiding the Wichita High School East team to the Class AA state championship. His first season as head coach, the Shockers set new school records with 758 field goals, 330 free throws, and 1,846 total points. Miller also brought Cleo Littleton with him from East High. Littleton started on the varsity team his freshman year, and won Valley and national honors through his career.

The first season ended at 11-19, while the 1952-53 team improved to 16-11. The 1953-54 team recorded a 27-4 season, and was ranked in the top 20 in the nation. That year the squad received a bid to the NIT to become the first Shocker team in a national post-season tournament. The '54-55 team finished 17-9. With the opening of the "Round House" and a nationally ranked schedule, the 1955-56 team finished 14-12. Miller coached his last and probably the greatest WU team in 1963-64 (23-6), with All-American Dave Stallworth. It finished 10-2 in the MVC for a first place tie with Drake, and won a spot in the NCAA Midwest Regional.

GARY THOMPSON (1964-71)

Thompson played basketball for the Shockers from 1951-54 and compiled a 93-94 record in seven seasons as WSU head coach from 1964-71. He worked previously as an assistant to head coach Ralph Miller from 1957-64. Thompson guided the Shockers to the Final Four in his first season as coach, at the age of 32, and was named the Missouri Valley Conference coach of the year in 1965. He led WSU to its first-and-only No. 1 ranking on Dec. 14, 1964. The list of players he coached at WSU includes: Warren Armstrong, Terry Benton, Greg Carney and Dave Stallworth. Thompson passed away in 2010 at age 78.

HARRY MILLER (1971-78)

Miller won more than 500 games in a 34-year career that included stops at the junior college, NAIA, Division II and Division I levels. He was 97-90 in seven years with the Shockers, highlighted by a Missouri Valley Conference title in 1976 and a trip to the NCAA tournament.

Miller's head coaching journey included stops at Western State (1953-58), Fresno State (1960-65) and Eastern New Mexico (1965-70). He led the latter to the 1969 NAIA national title before taking his first Division I job at North Texas (1970-71).

WSU lured Miller away in 1971, and he led the Shockers to records of 16-10, 10-16, 11-15 and 11-15. His breakthrough came in 1975-76 when the Shockers won the MVC title with a 10-2 record and took Michigan to the wire in the first round of

the NCAA tournament. The Shockers posted an identical 18-10 the following year but slumped to third in the standings. The following year they finished 12-14 and in sixth-place.

After WSU, Miller coached another eight seasons at Stephen F. Austin before retiring in 1986 with a career mark of 534-374. He passed away on Feb. 13, 2013 at the age of 86.

GENE SMITHSON (1978-86)

Gene Smithson came to the Shockers from Illinois State where he had a record of 66-18 and two consecutive NIT appearances and ranked 13 in the nation. He was the first to coin the MTXE motto for the Shockers (Mental Toughness Extra Effort). During his career at WSU the teams won Valley championships in 80-81 and 82-83 was runner-up at the Midwest Regional, and went to the NIT in 83-84. The 1982-83 team had a 25-3 record and won the Valley with a 17-1 record, but was unable to participate in post season play because they were on NCAA probation. His WSU career started and ended with a 14-14 season with six winning seasons in between. His record at WSU was 155-81. He became head coach at Central Florida Community College.

EDDIE FOGLER (1986-89)

Eddie Fogler came to WSU after 19 years as a player and assistant coach under Hall of Fame Coach Dean Smith at North Carolina. The 1986-87 Shockers finished third in the Valley and went on to win the MVC tournament and a berth in the NCAA Midwest Regional with a 22-10 record. They returned to the Midwest Regional the following year. Both squads lost in the first round of the regional. He also took the 1988-89 team to the NIT. His three-year record at WSU was 61-32.

MIKE COHEN (1989-92)

An assistant coach with Eddie Fogler, Cohen was promoted to head coach on April 5, 1989 after Fogler left for Vanderbilt. His biggest victories came in the same week when WSU defeated 12th-ranked Alabama on Dec. 3, 1991, marking the first victory over a ranked team in almost two years. Two days later, WSU defeated Oklahoma State, 72-69, in Wichita. His success was brief, and victories came few and far between. With 10 games remaining in the 1991-92 season, Cohen announced his resignation, effective at the end of the season. During his three-year tenure he did not have a winning season and compiled a 32-56 record.

SCOTT THOMPSON (1992-96)

Scott Thompson came to Wichita after five years at Rice where he compiled a 65-79 record. His last year at Rice he was name Co-Southwest Conference Coach-of-the-Year and Texas Basketball Coaches Association Coach of the Year. He faced a difficult task—the Shockers were coming off their first 20-loss season in history and three consecutive losing seasons—but a situation in which Thompson was previously successful. During his four years at Wichita State he did not have a winning season and compiled a 32-56 record.

RANDY SMITHSON (1996-00)

A former Shocker player and assistant coach under his dad, Gene Smithson, Randy came to the Shockers from Butler County CC where he compiled a record of 300-80. The dad-son combination was just the second in NCAA Division I history. Smithson's 1996-97 and 1997-98 teams brought back-to-back winning seasons for the first time since 1987-88 and 1988-89. During his four years as Shocker coach, Randy had two winning seasons and compiled a 55-62 record.



HEAD COACHES

MARK TURGEON (2000-07)

A native of Topeka, Kan. and a former Kansas Jayhawk point guard, Coach Mark Turgeon returned to the state of Kansas to coach WSU after a two-year run at Jacksonville State. In seven years Turgeon righted the Shocker program and brought post-season basketball back to WSU with back-to-back-to-back NIT appearances in 2003, 2004 and 2005, and a NCAA Sweet 16 appearance in 2006. The 2002-2003 squad went 18-12 and received a berth in the NIT for the first time since 1989. The 2003-04 team recorded its first 20-win season since 1987-88 with a 21-11 record and earned a home game in the first round of the NIT against Florida State, taking the Seminoles to double-overtime. The 2004-05 team defeated Houston and Western Kentucky at home in the NIT but lost a heart-breaker at Vanderbilt en route to a 22-10 season (the best in 18 years). In 2005-06 Turgeon was named MVC Coach of the Year as WSU (26-9) won its first MVC regular-season title since 1983, made its first NCAA Tournament since 1988 and won its first NCAA game since 1981. As a No. 7 seed, the Shockers defeated Seton Hall and No. 2 seed Tennessee in Greensboro, N.C. to advance to the Sweet 16. The Shockers opened the 2006-07 season 9-0 to tie the best start in program history. In mid-December, they climbed to No. 8 in the AP poll, which was the school's highest ranking since 1983.

GREGG MARSHALL (2007-20)

Marshall finished as Wichita State's all-time wins leader, compiling a 331-121 mark (.732) and his 13-year tenure is tied with Ralph Miller for the longest by a Shocker head coach.

Under Marshall, WSU made seven-straight NCAA tournaments from 2012-18, highlighted by a Sweet 16 appearance in 2015 and a run to the 2013 Final Four. In 2014, WSU ran the table in the regular season, becoming the first team in 23 years to enter the Big Dance with an unbeaten record and the first in NCAA history to open 35-0. The feat earned Marshall consensus national coach of the year honors.

WSU twice reached the NIT semifinals under Marshall. The 2011 Shockers steamrolled to the tournament title, winning five games by an average of more than 16 points. The 2019 Shockers became the first team in NIT history to upset the Nos. 1, 2 and 3 seeds in its region on the way to New York City.

WSU was one of the nation's most-successful programs of the 2010's. Between Jan. 1, 2010 and Dec. 31, 2019, the Shockers' 280 wins and .789 percentage both ranked No. 5 nationally behind only Gonzaga, Kansas, Duke and Kentucky.

National success opened the door for a 2017 move to the American Athletic Conference. Prior to that, Marshall's teams won five Missouri Valley Conference regular season titles (2012, '14-'17) and two Arch Madness crowns ('14, '17).

Marshall coached six NBA players at WSU: Gal Mekel (2007-08), Toure' Murry (2008-12), Cleanthony Early (2012-14), Ron Baker (2011-16), Fred VanVleet (2012-16) and Landry Shamet (2015-18). The latter was drafted 26th overall by the Philadelphia 76ers in 2018.

A total of 28 Shockers earned postseason all-conference honors, including 16 first-teamers. VanVleet was a two-time winner of the Larry Bird MVC Player of the Year Trophy.

On Feb. 3, 2016, Marshall surpassed Miller as WSU's all-time wins leader (221). He also held that distinction at Winthrop University, where he won 191 games in nine seasons (1998-2007) and took the Eagles to seven NCAA tournaments.

The Virginia native played collegiately and began his coaching career at Randolph Macon before continuing on to Belmont-Abbey, College of Charleston and Marshall University.

SHOCKER ASSISTANTS-TURNED-HEAD COACHES:

The Ralph Miller's Shocker Tree:

► **Gary Thompson** (1957-64) succeeded Miller as Shocker head coach in 1964 when Miller left for Iowa. Thompson's first WSU team reached the Final Four.

► **Lanny Van Eman** (1962-64) accompanied Miller to Iowa and eventually became head coach at Arkansas from 1970-74. He reunited with Miller at Oregon State in 1980. He later coached internationally and in the NBA with Dallas and Boston. In 2017, Van Eman was honored by the National Association of Basketball Coaches with the Guardians Award for Advocacy for his contributions to the game.

Gene Smithson's Shocker Tree:

► **Jeff Jones** (1978-86) was head coach at Delaware State for six seasons from 1988-94.

► **Randy Smithson** (1982-85) worked three seasons for his father at the onset of his coaching career. He returned to WSU in 1996 and spent four seasons as head coach.

The Mark Turgeon's Shocker Tree:

► **Tad Boyle** (2000-06) accompanied Turgeon from Jacksonville State in 2000 and served as his second-in-command for six seasons in Wichita. Following the 2006 Sweet 16, Boyle returned to his hometown as head coach at Northern Colorado. A successful turnaround at UNC (2006-10) landed him at the University of Colorado (2010-Pr.).

► **Jean Prioleau** (2000-05) served as head coach at San Jose State for four years (2017-21) after 18 years as an assistant. He's also a member of Boyle's tree. The pair reunited in 2011 at Colorado and spent seven seasons together.

Gregg Marshall's Shocker Tree:

As of April, 2023, eight of the 13 assistants who worked under Marshall have gone on to become DI head coaches.

► **Earl Grant** (2007-10) spent six seasons with Marshall -- his last three at Winthrop and the first three at WSU. He was head coach at College of Charleston from 2014-21 and guided C-of-C to the 2018 NCAA tournament after sweeping the Colonial regular season and tournament titles. He moved on to Boston College in the spring of 2021.

► **Chris Jans** (2007-14, 15-17) began a new chapter at Mississippi State in 2022-23 after stints at New Mexico State (2017-22) and Bowling Green (2014-15). He led NMSU to NCAA bids in 2019 and 2022.

► **Dana Ford** (2011-12) was Marshall's first graduate assistant at Winthrop and returned for a season at WSU. After four seasons at Tennessee State he was named head coach at Missouri State in 2018.

► **Steve Forbes** (2013-15) helped lead WSU to a 65-6 record in his two seasons on staff. He landed his first head coaching job at ETSU in 2015 and guided the Bucs to the NCAA Tournament in just his second year (2017). He was hired at Wake Forest in the spring of 2020. He was the 2022 ACC Coach of the Year.

► **Greg Heiar** (2012-17) was head coach at New Mexico State for a year (2022-23) after leading Northwest Florida State College to the 2022 NJCAA national title.

► **Donnie Jones** (2017-18) had previously been a head coach at Marshall and UCF before joining Marshall's staff for one year. He has been head coach at Stetson since 2019.

► **Isaac Brown** (2014-20) succeeded Marshall at WSU and coached for three seasons (2020-23), winning AAC Coach of the Year honors in 2021.

► **KT Turner** (2012-13) helped lead WSU to the Final Four in his lone season at WSU. He earned his first head coaching opportunity in the spring of 2023 at UT Arlington.

ALL-TIME SHOCKER ASSISTANT COACHES

Assistant Coach	Seasons	Years	Under Head Coach
Ron Allen	3	1989-92	Mike Cohen
Quincy Acy	1st	2023-Pr.	Paul Mills
Verlyn Anderson	6	1964-70	Gary Thompson
Fred Andrews	2	1997-99	Randy Smithson
# Tad Boyle	6	2000-06	Mark Turgeon
# Isaac Brown	6*	2014-20	Gregg Marshall
Rick Callahan	3	1986-88	Eddie Fogler
Bob Carlson	1	1949-50	Ken Gunning
TJ Cleveland	1st	2023-Pr.	Paul Mills
# Mike Cohen	3	1986-89	Mike Cohen
John Criss	1	1970-71	Gary Thompson
Carlos Diggins	4	1996-00	Randy Smithson
Chad Dollar	1	2010-11	Gregg Marshall
Rick Duckett	6	1986-92	Fogler/Cohen
Brice Durbin	1	1956-57	Ralph Miller
Lee Erickson	3	1978-81	Gene Smithson
Dale Faber	1	1999-00	Randy Smithson
# Steve Forbes	2	2013-15	Gregg Marshall
# Dana Ford	1	2011-12	Gregg Marshall
John Fitzpatrick	3	1993-96	Scott Thompson
James Gibbs	1	1985-86	Gene Smithson
Grey Giovanine	1	1992-93	Scott Thompson
Lou Gudino	4	2018-22	G. Marshall / I. Brown*
Guy Guydon	2	1976-78	Harry Miller
# Earl Grant	3	2007-10	Gregg Marshall
Marty Gross	4	2007-11	Gregg Marshall
# Greg Heiar	6	2011-17	Gregg Marshall
Ron Heller	12	1964-76	G. Thompson/H. Miller
Bob Hull	1	1996-97	Randy Smithson
# Chris Jans	7	2007-14	Gregg Marshall
# Jeff Jones	8	1978-86	Gene Smithson
# Donnie Jones	1	2017-18	Gregg Marshall
Bobby Kennen	1	1999-00	Randy Smithson
Billy Kennedy	3	2020-23	Isaac Brown *
Kyle Lindsted	3	2015-18	Gregg Marshall
Tom McCorry	3	1989-92	Mike Cohen
Richard Miller	9	1951-60	Ralph Miller
Paul Molinari	2	1994-96	Scott Thompson
Ed Murphy	3	1975-78	Harry Miller
Buddy Othick	4	1971-75	Harry Miller
Don Parr	3	1996-99	Randy Smithson
Kenton Paulino	1st	2023-Pr.	Paul Mills
Butch Pierre	1	2022-23	Isaac Brown
# Jean Prioleau	5	2000-05	Mark Turgeon
Mike Rohn	7	2000-07	Mark Turgeon
Ron Rose	2	1992-94	Scott Thompson
Rick Shore	8	1978-86	Gene Smithson
Scott Spinelli	1	2006-07	Mark Turgeon
# Randy Smithson	3	1982-85	Gene Smithson
Charlie Sprott	4	1992-96	Scott Thompson
# Gary Thompson	7	1957-64	Ralph Miller
# K.T. Turner	1	2012-13	Gregg Marshall
# Lanny Van Eman	2	1962-64	Ralph Miller
Ted Warren	1	1946-47	Mel Binford
Tyson Waterman	5	2018-23	G. Marshall / I. Brown*
Alvin "Poo" Williamson	2	2005-07	Mark Turgeon

- Future NCAA Division I head coach

* = Brown became interim head coach days before the start of the 2020-21 season and hired Billy Kennedy as assistant.

SHOCKER PLAYERS TURNED D-I HEAD COACHES:

In the modern era (Post WWII)

► **Gary Thompson** (1951-54) at WSU (1965-71)

► **Lanny Van Eman** (1958-61) at Arkansas (1970-74)

► **Dave Leach** (1962-65) at Boise State (1980-83)

► **Tommy Newman** (1965-67) at North Texas (1983-86)


► **Randy Smithson** (1979-81) at WSU (1996-00)

► **Lew Hill** (1985-88) at UTRGV (2016-21)

► **John Cooper** (1987-91) at Tennessee State (2009-12) and Miami of Ohio (2012-17)



ALL-TIME ROSTER



ALL-TIME VARSITY ROSTER (ALPHABETICAL)

A	ABBEY, Lawrence ABBOTT, Larry ABIDDE, Isaac ADRIAN, Laverne ALEXANDER, Kamau ALEXANDER, Ross ALLEN, John AMBLER, Dick ANACREON, James ANDERSON, Daryl ANDERSON, Verlyn ANDRE, Tony ANTHONY, Dwayne ARGUMEDO, Bob ARLINE, Mike ARMSTEAD, Malcolm ARMSTRONG, Warren ARNETT, Carter ARNOLD, Clark ARNOLD, Jamie ASKEW, John AUGHBURNS, Tyrone AUSTIN, Lindsay	1905-09 1957-58 2021-Pr. 1942-43 1991-92 1967-68 1959-60 1944-45 2011-12 1965-68 1951-55 1976-77 1996-97 1953-54, 55-56 1983-85 2012-13 1965-68 1994-96 1928-32 1993-97 1985-87 1977-79 1922-26	B	BACHMAN, Charles BAILEY, Charles BAILEY, Curtis BAKER, Ron BALLARD, Quincy BAMBA, Yanis BANGLE, Kurt BARACZ, Norm BARNER, Grant BARNES, Gabe BARNEY, Brett BARNHOUSE, Harry BARNHOUSE, Jim BARRON, Randy BASS, Brent BATES, Percy BATTEE, Donald BAUSCH, Jim BEAL, Harold BEAMAN, Ray BELL, Ricky BELL, Xavier BENTON, Terrell BENTON, Terry BEVERLY, Harlond BILAU, Josephat BINFORD, Charles BLAIR, Gabe BLEVINS, Madison BLOOD, Emmett BOGER, Francis BOHLING, Chad BOLDEN, Jimmy BONDS, Keith BONINE, Larry BOWMAN, Nate BOXBERGER, Greg BOXBERGER, Kent BOYD, Chris BOYER, Glen BRADLEY, Karon BRADLEY, Ryan BRADY, Virgil BRAEUER, Matt BRENT, Charlie BRITTON, Reggie BROOKS, Mickey BROWN, Chris BROWN, Derek BROWN, Rod	1945-46 1931-33 1984-86 2012-16 2022-Pr. 2023-Pr. 2004-05 1961-63 1936-37 2005-06 1952-54 1945-46 1946-47, 48-50 1950-51 1986-88 1905-09 1974-75 1927-28 1945-47 1930-32 1988-89 2022-Pr. 1998-02 1969-72 2023-Pr. 2019-21 1944-45, 47-48 2009-11 1913-14 1922-24 1917-19 1993-94 1992-93 1988-90 1960-61 1962-65 1971-74 1977-78 1979-80 1953-56 2005-07 2005-07 1958-61 2004-08 1975-78 2008-09 1994-95 2006-07 2006-07, 09-11 2018-19	C	CALHOUN, Paul CALLIS, Larry CAMPBELL, Marvin CANNON, Bill CAREY, CARMAN, Mervin CARNEGIE, Aldridge CARNEY, Greg CARNEY, Leo CARR, Antoine CARR, Henry CARR, James CARRINGTON, Preston CARTER, Darius CASIDY, Dick CASSIDY, Kenneth CHAMBERLAIN, Reggie CHRISTIAN, Chris CHUK, Alex CLARK, Kevin CLARK, Leonard CLARK, Matt CLEMENTE, Ramon CLEVELAND, John COFFEY, Buddy COIN, Herb COLEBY, Kadeem COLEMAN, Cedric COMPTON, Sherrill CONN, Rick CONRAD, Jim CONWAY, Jack COOK, Elmer COOPER, John COPE, James CORTES, Bijan CORZINE, Kermit COTTON, Tekele COUSINARD, PJ COUNCIL IV, Ricky CRAFT, Boo CRISS, John CRIST, Dick CROSS, Albert CRUM, Charles CRUM, John CUNDIFF, Gary CUPPS, Brian CURRY, Maurice CURRY, Meuli	1939-41 1992-96 1942-43 1942-43 1916-17 1951-55 1967-68 1967-70 1953-56 1979-83 1983-87 1978-79 1969-71 2013-15 1958-61 1913-14 2008-09 1968-69 1952-54 1989-90 1961-63 2000-04 2007-09 1959-60 1945-46 1954-57 2012-14 1984-88 1952-53 1989-93 1976-77 1953-54 1905-06 1987-91 1937-39 2023-Pr. 1924-27 2011-15 2004-08 2020-22 1991-92 1963-66 1968-69 1934-35 1942-43 1954-57 1982-87 1993-94 1940-43 1937-40	D	DAHL, David DALTON, Bob DAVIS, Aaron DAVIS, Claude DAVIS, Gerald	1991-92 2014-18 1909-11 1972-76 1995-96 1995-99 2007-08 2001-05 1952-53 2018-20 1965-66 2017-21 2013-17 1939-40 2019-20 1965-68 2007-08	E	EARLY, Cleanthony ECHENIQUE, Jaime EDGAR, Mike EIKERMANN, Gerhardt ELLIOTT, Hugh ELLIS, Aaron ELLIS, Bill ELLIOTT, Vic ELMORE, Robert ELSTUN, Chad EMMELE, Buford ESTELL, Dorian ETIENNE, Tyson EVANS, Clair EVANS, Maurice EWELL, Brian	2012-14 2018-20 1972-76 1933-35 1916-17, 18-19 2007-11 1942-43 1944-45 1974-77 1992-94 1937-38 1994-95 2019-22 1945-46 1997-99 1994-95	F	FARRAKHAN, Eli FAST, Chet FELTER, John FELTER, Mason FERNANDES, Noah FINCH, FLANAGAN, Melvion FLICKINGER, John FLOWERS, Kurt FLOWERS, Terrance FORNEY, Ralph FORD, Sid FOUTS, Forest FRANK, Johnnie FRANKAMP, Conner FRANZ, Delbert FRIEDERSDORF, John FRIESE, John "Got" FULLINGTON, Howard	2018-19 1938-40 1988-90 2009-10 2019-20 1911-12 2022-23 1916-19 1998-99 1993-96 1929-30 1975-76 1945-46 1932-34 2015-18 1965-66 1949-52 1947-51 1926-27	G	GALES, John GARNER, Ben GATES, Sidney GAWTHROP, Pike GEORGE, Robert GERMANY, Jacob GIBBS, James GILBERT, Alterique GILL, Charles GIVENS, Jim GLASCOCK, Bob	1958-61 1972-73 1952-53 1934-38 1990-92 2023-Pr. 1979-83 2020-21 1951-52 1968-71 1957-60	H	HALL, Carl HALL, Millard HALL, Thomas HAMILTON, Eric HAMILTON, Jerome HANKTON, Terry HANNAH, Clevin HAPNER, Clayton HARRP, John Bill HARRIS, Lance HARRIS, Lillard HARRIS, Ron HATCH, Graham HAWKINS, A.J. HAYDEN, Phillip HAYES, Bert HAYMAKER, HAYNES-JONES, Samajae HELLER, Ron HELLER, Stewart HEMINGWAY, Hank HENDERSON, Jr., Corey HENNIGH, Bill HENRION, Walter HERRS, Jacob HERRS, Ryan HESS, Paul HIGHTOWER, Curtis HILL, Lew HILL, Marvin HINMAN, Strong HODGSON, HODGSON, Bob HOGG, Aaron HOLCOMB, Dwight HOLLAND, Ria'n HOLMAN, Jerome "Fridge" HOLMES, Floyd HOWARD, Jamar HOWELL, Lawrence HUDGINS, Bob HUNT, K.C. HYNDMAN, John	2011-13 1917-19 1934-35 2015-17 2009-10 1996-98 2008-10 1942-43 1917-18 2006-08 1965-67 1969-72 2007-11 2008-09 1957-60 1939-41 1911-12 2017-19 1958-61 1958-59 1949-52 2014-15 1928-31 1929-30 2017-21 1992-96 1941-42 1951-53 1985-86, 87-88 1995-97 1912-15 1910-11 1953-56 2002-04 1912-13 2014-15 2002-04 1972-75 2001-05 1977-79 1945-46, 47-48 1990-94 1941-42	I	IGHOVODJA, Joy ISELY, Bliss ISELY, Harold	2023-Pr. 1905-06 1923-26	J	JACKSON, Auguster JACKSON, Bernard JACKSON, Clarence "Monzy" JACKSON, Jay JAMES, Mike JAMES, Walter JENKINS, Chaunce JINKINS, Bob JOHNSON, Claudius JOHNSON, Francis JOHNSON, Lynbert "Cheese" JOHNSON, Tony JOHNSON, Wayne JOHNSON, Willard JONES, Davey JONES, Einion JONES, Frank JONES, Mike JONES, Ozell JONES, Trey JORDAN, Cecil JORDAN, Don JOYNER, Tory	1979-80 1982-84 2020-Pr. 1979-82 1967-70 1907-08 2020-22 1940-41 1989-93 1929-33 1975-79 1990-92 1935-39 1936-38 1946-47 1932-34 1923-24 1979-82 1979-81 2010-11 1914-15 1955-56 1991-93	K	KALOCINSKI, Steve KAMPMAN, Rob KARAS, Mike KAUFMAN, Ray KELLEY, Leonard KELLY, Rashard KEYSER, C.J. KICE, Claude KICE, Frank KING, David KING, Kendal KINKAID, Jerry KITTIKO, Tom KITE, Ray KLAVER, Jim KLEIDON, Jon KNIGHTLY, John KNOCKE, Erwin KNOCKE, Ron KNOCKE, Walt KOBAR, John KOBLE, KOONTZ, Doyle KORNHAUS, Tom KOSICH, Tom KRAFELS, Joe KREHER, Rick KROLL, Lance KUHNI, Eric KYLES, David	1975-79 2001-05 1970-73 1936-37 1961-64 2014-18 2016-18 1923-24 1923-24 2006-07 1949-51 1939-42 1960-63 1939-40 1922-26 1995-96 1915-17 1948-51 1958-60 1946-50 1976-80 1916-17 1941-42 1934-36 1983-88 1945-49 1968-69, 70-72 1989-90 1978-80 2008-12	L	LAKETA, Don LANG, Bill LEACH, Dave LEDFORD, Cameron LEMONS, Carl LEVINGSTON, Cliff LEWIS, Jay LEWIS, Walter LIBERTY, Adam LIND, Derek LITTLETON, Cleo LOCK, Don LONG, Bob LOUVAR, Art LUFLE, Chadrack LUSK, Keith	1952-55 1971-74 1962-65 2002-06 1996-00 1979-82 1998-00 1938-39 2003-05 1993-94 1951-55 1955-58 1960-63 1970-73 2012-14 1945-46
----------	---	--	----------	---	---	----------	--	--	----------	--	---	----------	---	---	----------	---	---	----------	---	---	----------	--	---	----------	--	---------------------------------------	----------	--	--	----------	---	---	----------	--	--



ALL-TIME ROSTER

M	
MACK, Troy	1998-02
MADDOX, Jim	1960-63
MAHANNAH, Ed	1911-14
MALONE, Kaelen	2016-18
MALLOTT, Tom	1957-60
MANN, Biggy	1915-16
MANN, Garry	1954-57
MANIGAULT, Kenny	2009-10
MARKS, Ed	1973-74
MARSHALL, Mike	1972-73, 74-75
MARTIN, Ryan	2005-07
MARTIN, Tony	1980-82
MARTIN, Walter	1905-08
MARTINA, Mahmord	1998-00
MASON, Robert	1944-45
MATSON, George	1928-31
MATTHEWS, Fred	1971-72
MATTHEWS, Jack	1966-69
MATZEN, Bob	1966-69
MAYES, Bryce	2009-10
McBRIDE, Trevor	2022-Pr.
McBURNEY, Ross	1925-29
McCASLIN, Ray	1946-48
McCAUSLAND, Ross	1918-19
McCLINTOCK, Dick	1945-46
McCORMICK, George	1926-27
McCULLOUGH, Jim	1973-76
McDANIEL, Xavier	1981-85
McDONALD, Marvin	1940-42, 45-46
McDOWELL, Roger	1965-68
McDUFFIE, Markis	2015-19
McFALL, CC	2000-02
McGREW, Bruce	1957-58
McGREW, Cyrus	1925-26
McKEY, Melvin	1994-96
McLEOD, Jermaine	1997-98
McMURRAY, Rex	1947-51
McNERNEY, Jim	1951-55
MEAD, Maurice	1946-48
MEKEL, Gal	2006-08
MENDELL, Ron	1966-69
MENDELSON, Phil	1988-91
MEYERS, Booth	1925-28
MICHAEL, Bret	2007-09
MICKENS, Rashon	1997-98
MIDTGAARD, Asbjørn	2017-20
MILLER, Dale	1922-24
MILLER, Darin	1993-97
MILLER, Dick	1913-16
MILLER, Elmer	1909-13
MILLER, Gene	1916-19
MILLER, Hank	1914-17
MILLER, Paul	2001-06
MILNER, Jerry	1956-57
MOFFAT, James "Red"	1927-31
MONTY, Bob	1946-48
MOORE,	1931-32
MOORE, Chance	2018-19
MOORE, Ernie	1960-64
MORAN, Bill	1950-51
MOROCCO, Tony	1962-63
MORRIS, Don	1928-29
MORRIS, Shaquille	2014-18
MORSDEN, Rich	1972-74
MOUNTFORD, Mike	1989-90
MULLEN, Dick	1946-50
MURRY, Toure'	2008-12

N	
NEBERGALL, Jim	1945-49
NEELY, Dale	1937-39
NEELY, Leroy	1931-35
NEELY, Oric	1938-39
NEWMAN, Tommy	1965-67
NICKERSON, Gaylon	1989-90
NOBLE, Art	1933-35
NORMORE, Clint	1984-86
NOSICH, Larry	1962-65
NURGER, Rauno	2014-18
NUTTER, Jimmy	1947-51
NYE, Glenn	1935-37

O	
O'DELL, Max	1939-40
OGIRRI, Sean	2004-07
OKAFOR, Gus	2022-23
OLIVER, Keith	1942-43, 45-47
OLMSTEAD, John	1926-30
ORUKPE, Ehimen	2010-13
O'RIORDEN, Kevin	1968-69
OTT, Harry	1923-24, 26-27
OVERSTREET, Roosevelt	1996-98

P	
PAPKE, Karl	1980-85
PARKER, Virgil	1945-46
PAULEY, Martin	1957-59
PEACOCK, Ross	1992-93
PEREZ, Jason	1996-00
PERKINS, Jeff	1984-85
PETE, Kelly	1963-66
PETERSON, Carl	1911-14
PETERSON, Winston	1991-92
PETTIT, James	1926-27
PHILLIPS, Cedric	1981-83
PHILLIPS, Michael	1999-01
PICKERT, Curt	1976-77
PIERCE, Kevin	1982-84
PIERRE Jr., Jarron	2022-23
PLANK, Clyde	1908-09
PLANK, Jay	1908-11
PLEASANT, Joe	2021-22
POHIO, Kenny	2021-Pr.
POOR BEAR-CHANDLER, Isaiah	2018-21, 22-23
PORTER Jr., Craig	2020-23
POTTER, Chris	1990-91
POTTS, Dean	1912-15
POTTS, Ralph	1912-13
POWELL, Bill	1932-35
POWELL, Bob	1937-38
POWERS, Bob	1964-66
PRATT, Nate	1967-68
PRAYLOW, Dwayne	1985-89
PRAYLOW, Dwight	1985-89
PREADOM, Wendell	2005-08
PRZYBYLO, Dave	1976-77

R	
RADOVIC, Zoran	1980-81
RADUNOVICH, Sasha	1985-89
RAGLAND, Jack	1930-33
RAGLAND, Joe	2010-12
RALPH, Oscar	1922-23
RANDLE, Jack	1928-31
RATAJ, Greg	1968-71
RATCLIFF, Melvin	1937-38
RATHBONE, Jack	1932-35
REAVES, Austin	2016-18
REED, Melvin	1964-67
REILLY, Tom	1959-62
REIMOND, Gerard	1963-65
REINERT, Jim	1974-75
RESSER, Charley	1929-30
REYNOLDS, Harold	1924-27
RHODES, Ty	1996-98
RICHARDSON, Tyler	2010-11
RICKS, Jalen	2021-23
RIDGNAL, Dalen	2023-Pr.
RIMKUS, Chuck	1955-56
ROBERT, Remy	2020-21
ROBINSON, Fred "Tuffy"	1942-43, 47-48
ROBINSON, O.J.	1999-01
RODGERS, Gaylen	1954-55
ROGERS, Colby	2022-Pr.
ROGERS, Nick	2002-06
ROJAS, James	2022-23
ROLLS, Shane	1977-79
ROSEIDTCHER, Sy	1956-57, 58-59
ROWLAND, Donny	1962-64
RUESCHHOFF, Jay	1993-94
RUSH, David	1973-74
RYAN, Elmer	1907-08
RYER, Ronnie	1978-80

S	
SANDERS, Richard	1950-52
SANTOS, Gus	1983-87
SCHAAF, Oscar	1941-42
SCHAEER, Paul	1951-54
SCHLUP, Kenneth	1951-52
SCOFIELD, Bill	1948-49
SCHULTZ, Matt	1994-96
SCHWARTZKOPF, Al	1956-58
SCHWARTZKOPF, Calvin	1955-58
SCOTT, Dan	1945-46
SCOTT, Patrice	1990-91, 92-93
SCOTT, Shammah	2022-23
SEAMANS, Herbert	1912-13
SEEDLE, Clyde	1930-32
SEXTON, Linwood	1945-46
SEYMOUR, Jaden	2020-21
SHADOAN, Robert	1930-33
SHAMET, Landry	2015-18
SHELLENBERGER, Bob	1947-48
SHERFIELD, Grant	2019-20
SHERRELL, Dion	2001-02
SHERROD, Aubrey	1981-85
SHIRLEY, Ray	1976-80
SHOGREN, Steve	1969-72

SICKLES, Clifford "Cy"	1945-48
SIEMENS, Dick	1946-47
SIMON, Fred	1945-46
SIMMONS, Zach	2003-04
SIMON, John Robert	2013-17
SKINNER, Dave	1967-70
SLOAN,	1909-11
SMITH, Ben	2010-12
SMITH, Bruce	1977-79
SMITH, Daishon	2016-17
SMITH, John	1991-93
SMITH, Melvin	1944-45
SMITH, Ron	1970-71
SMITH, Sam	1961-62
SMITH, Vernon	1962-65
SMITH, Vince	1970-73
SMITHSON, Randy	1979-81
SMITHSON, Reggie	1998-00
SNOODGRASS, Ray	1937-38
SOFT, Ron	1968-71
SOLTER, Albert	1908-09
SOLTER, George	1909-12
SOLTER, Harry	1913-14
SOUTHERN, Ed	1974-76
SOWERS, Jamie	2001-03
STALLWORTH, Dave	1961-65
STEPHENS, Clifton	1977-78
STEVEN, Brett	2008-09
STEVEN, Craig	1998-00, 01-03
STEVENSON, Joe	1955-58
STEVENSON, Erik	2018-20
STEWART, Jerry	1994-96
ST. JOHN, Johnnie	1939-40
STEINKE, Gene	1941-43
STEWART, Calvin	1935-37
STOUT, David	1924-26
STRAHAN, Dale	1935-36
STRAIN, Bailey	1942-43
STRATHE, Jim	1953-56
STRICKLEN, Keith	1993-94
STROM, Neil	1972-76
STURDY, Lyle	1940-41
STUTZ, Garrett	2008-12
SUTCLIFFE, Dean	1952-54
SWANSON, L.D.	1993-95

T	
TANKERSLEY, Dudley	1940-41
TATE, Al	1957-60
TAYLOR, Carlos	1952-53
TAYLOR, Johnny	1977-78
TAYLOR, Ty	2015-16
THAYER, Will	1908-09
THENGVALL Henry	2022-Pr.
THOMAS, Calvin	1990-91
THOMAS, DeMond	1994-95
THOMASSON, Phillip	2006-08
THOMPSON, Chip	1987-88
THOMPSON, Gary	1951-54
THOMPSON, Jamie	1964-67
THURMAN, Bob	1969-71
TIBBETTS, Bill	1950-51
TOEVS, Don	1946-50
TORRES, Ricky	2018-Pr.
TROGELE, Bob	1975-79
TROPE, Al	1964-66
TROUT, Herb	1951-52
TSHOMBA, Duke	2000-02
TUCKER, Tilford "Tippy"	1951-55
TUCKER, Virgil	1971-74
TURNER, Fred	1945-46

U	
UDEZE, Morris	2018-22
URBAN, Elbert	1957-60
UTTING, Luke	1996-99

V	
VAN EMAN, Lanny	1958-62
VANVLEET, Fred	2012-16
VAUGHN, Artie	1955-56
VAUGHN, Vernon	1931-33
VAUGH, Elvin	1945-48
VAUTRAVERS, Randall	2011-12
VICE, Mel	1939-41
VOLKMAN, William	1934-35
VORE, Earl	1933-36
VOTH, Lynn	1956-57

W	
WACHTER, Andy	2002-03
WADE, Trevin	2020-21
WADE, Trey	2019-21
WALKER, Jared	2014-15
WALLS, Calvin	2003-04

WALTON, Jaykwon	2022-23
WAMUKOTA, Tom "Bush"	2014-16
WASHINGTON, Rodney	1984-85
WASHINGTON, Ron	1965-69
WEAVER, Edwin "Bud"	1942-43, 46-49
WEBSTER, Steve	1970-71
WELLS, Charles	1946-47
WELLS, Edward	1914-15
WELLS, Gerald	1936-39
WELLS, Mandell	1922-26
WESSEL, Evan	2011-16
WESSEL, Everett	1956-59
WESTGEEST, Bart	1998-99
WHITE, Jake	2011-13
WHITE, Juston	1999-01
WIGGINS Michael	1990-93
WIGGINS, Nick	2012-14
WIGHT, Paul	1991-92
WILBURN Gilbert	1982-84
WILEY, Gene	1959-62
WILKINS, Ken	1976-77
WILLIAMS, Carl	1966-68
WILLIAMS, Chad	1995-96
WILLIAMS, Darrin	1996-00
WILLIAMS, Demetric	2009-13
WILLIAMS, Dudley	1942-43
WILLIAMS, Richard	1978-80
WILLIAMS, Ted	1985-87
WILLIAMS, Vernon	1939-42
WILLIS, Darral	2016-18
WILSON, Bob	1972-74
WILSON, Charles	1956-57
WILSON, Jim	1935-36
WILSON, Kyle	2004-07
WILSON, Randy	1970-71, 72-73
WISE, Bret	2002-04
WOODMAN, Kermit	1934-35
WOODS, Walter	1922-25
WOODWORTH, Don	1955-58

Y	
YODER, Doug	1972-76
YOUNG, Jared	2005-06

Z	
ZAFIROS, Manny	1962-63, 64-65

Players participated in at least one varsity contest in each season listed. Redshirts are not included, nor are players who competed exclusively on Freshmen or JV squads. List includes rosters from 1905-present, however records for 1920-21 are incomplete.



ALL-TIME NUMERICAL ROSTER (1952-Present)

0

1996-98 Carl Lemons (also 00)
 2002-06 Nick Rogers
 2008-11 Aaron Ellis (also 00/40)
 2012-14 Chadrack Luffie
 2014-18 Rashard Kelly
 2018-22 Dexter Dennis

00

1978-79 Steve Kalocinski
 1979-81 Ozell Jones
 1983-86 Tom Kosich
 1994-96 Chad Williams
 1998-00 Carl Lemons
 2001-02 Dion Sherrell
 2007-08 Aaron Ellis (#40 away)

1

2000-02 Duke Tshomba
 2002-04 Aaron Hogg
 2006-08 Gal Mekel
 2008-09 Brett Steven
 2010-12 Joe Ragland
 2012-14 Derail Green
 2014-18 Zach Brown
 2018-19 Markis McDuffie (previously 32)
 2019-22 Tyson Etienne
2022-Pr. Xavier Bell

2

1965-66 Tommy Newman (Home)
 1967-68 Nate Pratt (Home)
 1983-84 Bernard Jackson
 2002-03 Jamie Sowers (also 10)
 2004-08 PJ Cousinard
 2009-10 Kenny Manigault
 2011-13 Malcolm Armstead
 2016-17 Daishon Smith
 2018-20 Jamarious Burton
 2020-21 Craig Porter Jr. (switched to #3)
 2021-22 Chance Jenkins (previously 11)
 2022-23 Jalen Ricks (previously 10)

3

1952-54 Paul Scheer
 1955-56 Bob Argumedo
 1965-66 Tommy Newman (Away)
 1967-68 Nate Pratt (Away)
 1979-83 James Gibbs
 1985-88 Lew Hill
 1989-90 Mike Mountford
 1994-96 Matt Schultz
 1996-98 Ty Rhodes
 2000-02 Matt Clark (also 21)
 2002-06 Cameron Ledford
 2006-08 Lance Harris
 2008-10 Clevin Hannah
 2010-11 Trey Jones
 2011-16 Evan Wessel
 2016-18 C.J. Keyser
 2018-19 Ricky Torres
 2019-20 DeAntoni Gordon
 2020-21 Altergie Gilbert
 2021-23 Craig Porter Jr. (previously 2)
2023-Pr. Ronnie DeGray III

4

1952-54 Gary Thompson
 1955-58 Calvin Schwartzkopf
 1959-60 John Allen
 1962-65 Vernon Smith (Home)
 1965-66 Delbert Franz (Home)
 1966-68 Bob Matzen (Home)
 1970-71 Randy Wilson (Home)
 1971-72 Bob Goltz (Home)
 1972-73 Jim McCullough
 1983-86 Mike Arline
 1986-88 Brent Bass
 1988-90 Keith Bonds
 1992-96 Larry Callis
 1996-97 Dwayne Anthony
 1997-98 Rashon Mickens
 2001-05 Jamar Howard
 2005-07 Ryan Martin
 2009-11 Jerome Hamilton
 2011-12 James Anacreon
 2014-15 Corey Henderson Jr.
 2016-17 Brett Barney (also #12 & 25)
 2017-19 Samajae Haynes-Jones
 2020-22 Ricky Council IV
2022-Pr. Colby Rogers

5

1953-56 Leo Carney
 1962-65 Vernon Smith (Away)
 1965-66 Delbert Franz (Away)
 1970-71 Randy Wilson (Away)
 1994-96 Carter Arnett
 1997-99 Maurice Evans
 2001-05 Randy Burns
 2005-08 Wendell Preadom
 2008-09 Reggie Britton
 2009-13 Demetric Williams
 2013-17 Zach Bush (previously #33)
 2017-19 Rod Brown
 2019-21 Trey Wade
 2021-22 Monzy Jackson (previously #25)
 2022-23 Jaron Pierre Jr.
2023-Pr. Isaac Abidde (previously #24)

8

2023-Pr. Yanis Bamba

10

1952-55 Verlyn Anderson
 1955-56 John Crum
 1957-58 Charles Wilson
 1958-61 Dick Casidy
 1962-63 Tony Morocco (Home)
 1963-65 Gerald Davis (Home)
 1965-66 Bob Stucky (Home)
 1966-67 Tommy Newman (Home)
 1968-69 Chris Christian (Home)
 1969-71 Preston Carrington (Home)
 1971-72 David Offord
 1972-73 Calvin Bruton
 1976-80 John Kobar
 1980-81 Zoran Radovic
 1986-89 Joe Griffin
 1990-91 Chris Potter
 1993-95 L.D. Swanson
 1999-01 Michael Phillips
 2001-02 Jamie Sowers (also 2)
 2002-03 Andy Wachter
 2003-04 Adam Liberty
 2004-07 Karon Bradley
 2007-09 Ramon Clemente
 2013-15 Ria'n Holland
 2015-16 Ty Taylor II
 2016-18 Kaelen Malone
 2018-20 Erik Stevenson
 2020-21 Remy Robert II
 2021-22 Jalen Ricks (switched to #2)
 2022-23 Jaykwon Walton
2023-24 Dalen Ridginal

11

1953-55 Glen Boyer
 1955-56 Artie Vaughn
 1962-63 Tony Morocco (Away)
 1963-65 Gerald Davis (Away)
 1965-66 Bob Stucky (Away)
 1966-67 Tommy Newman (Away)
 1967-68 Greg Carney (Away)
 1968-69 Chris Christian (Away)
 1969-71 Preston Carrington (Away)
 1971-72 Bob Goltz (Away)
 1973-76 Calvin Bruton
 1976-78 Charlie Brent
 1978-80 Ronnie Ryer
 1984-88 Cedric Coleman
 1990-94 K.C. Hunt
 1994-95 DeMond Thomas
 1995-96 Greg Bryant
 1996-97 Chris Grill
 1997-98 Jermaine McLeod
 1998-99 Bart Westgeest
 1999-01 OJ Robinson
 2001-02 Brett Begnoche
 2002-04 Fridge Holman
 2005-08 Phillip Thomasson
 2008-10 Mason Felter
 2010-11 Josh Walker
 2011-12 Joe Mitchell
 2012-14 Cleanthony Early
 2015-18 Landry Shamet
 2018-19 Eli Farrakhan
 2019-20 Noah Fernandes
 2020-21 Chance Jenkins (switched to #2)
2021-Pr. Kenny Pohto

12

1953-55 Jim Strathe
 1955-56 Glenn Boyer
 1960-62 Gene Wiley
 1962-65 Nate Bowman (Home)
 1965-68 Roger McDowell (Home)

1968-71 Dave Dahl (Home)
 1972-74 Steve Cano (Home)
 1982-84 Bernard Jackson
 1984-86 Curtis Bailey
 1991-92 Boo Craft
 1993-96 Terrance Flowers
 1997-98 Kurt Flowers
 1998-00 Jay Lewis
 2003-05 Zach Green
 2013-15 Darius Carter
 2015-16 Brett Barney (also #4 & 25)
 2016-18 Austin Reaves
 2018-19 Morris Udeze (switched to #24)
 2020-21 Trevin Wade
 2021-22 Steele Gaston-Chapman (redshirt)
 2022-23 Melvion Flanagan
2023-Pr. Joy Ighovodja

13 RETIRED in honor of Cleo Littleton

1952-55 Cleo Littleton
 1957-60 Al Tate
 1962-65 Nate Bowman (Away)
 1965-68 Roger McDowell (Away)
 1968-70 Dave Dahl (Away)
 1970-71 Mike Karas
 1971-72 Fred Matthews
 1972-73 Mike Edgar
 1973-76 Ed Southern (Home '75-'76)
 1977-79 Shane Rolls
 1979-80 Randy Smithson(#44 also)

14

1953-56 Bob Hodgson
 1960-61 John Gales
 1961-64 Leonard Kelley (Home)
 1964-67 Bob Powers (Home)
 1968-71 Greg Rataj (Home)
 1971-73 Virgil Tucker
 1984-86 Clint Normore
 1987-91 John Cooper
 2006-07 Derek Brown (also 25)
 2007-11 Graham Hatch
 2013-17 John Robert Simon
 2017-21 Jacob Herrs
2022-Pr. Trevor McBride

15

1953-54 Bob Argumedo
 1954-55 Nick Dawson
 1955-56 Don Jordan
 1957-60 Phil Hayden
 1962-64 Leonard Kelley (Away)
 1964-67 Bob Powers (Away)
 1968-71 Greg Rataj (Away)
 1973-74 Virgil Tucker
 1974-75 Willard Tsingine
 1976-77 Dave Przybylo
 1982-84 Gilbert Wilburn
 1984-85 Jeff Perkins
 1987-91 Paul Guffrovich
 1991-92 Tony Brown
 1994-96 Melvin McKey
 1998-02 Terrell Benton
 2007-09 Brett Michael (#24 away)
 2010-12 Randall Vautravers
 2012-14 Nick Wiggins
 2014-15 Jared Walker
 2015-16 Anton Grady
 2018-21 Brycen Bush (previously #23)
 2021-22 Isaac Abidde (switched to #24)
2022-Pr. Quincy Ballard

20

1952-55 Tippy Tucker
 1960-62 Tom Reilly
 1962-63 Norm Baracz (Home)
 1964-67 Melvin Reed (Home)
 1967-70 Mike James (Home)
 1970-72 Steve Webster
 1972-73 Doug Yoder
 1973-74 Joe Washington
 1985-89 Steve Grayer
 1991-93 Tory Joyner
 1993-94 Keith Stricklen
 1994-95 Mickey Brooks
 1996-98 Terry Hanton
 2000-01 Adam Grundvig
 2002-04 Bret Wise
 2004-05 Adam Liberty (also 10)
 2005-06 Gabe Barnes
 2010-12 Ben Smith
 2012-14 Kadeem Coleby
 2014-18 Rauno Nurger
2023-Pr. Harlord Beverly

21

1951-52 Verlyn Anderson
 1952-55 Jim Mc Nerney
 1955-56 Jim Strathe
 1962-63 Norm Baracz (Away)
 1964-67 Melvin Reed (Away)
 1967-70 Mike James (Away)
 1973-74 David Rush (Away)
 1974-75 Steve Cano
 1975-76 Sid Ford
 1977-78 Johnny Taylor
 1980-82 Tony Martin
 1982-87 Gary Cundiff
 1990-92 Robert George
 1992-94 Chad Elstun
 1996-00 Darrin Williams
 2001-02 Bret Wise
 2002-04 Matt Clark (also 3)
 2004-05 Sean Ogirri (also 33)
 2005-07 Ryan Bradley
 2010-13 Ehimen Orukpe
 2014-16 Tom "Bush" Wamukota
 2016-18 Darra Willis Jr.
 2018-20 Jaime Echenique
2022-Pr. Henry Thengvall

22

1951-52 Paul Scheer
 1953-54 Dean Sutcliffe
 1955-56 Joe Stevens
 1960-63 Bob Long (Home)
 1963-64 Donny Rowland (Home)
 1964-67 Al Trope
 1967-70 Greg Carney (Home)
 1970-73 Vince Smith (Home '70-'72)
 1973-74 David Rush (Home)
 1981-85 Aubrey Sherrod
 1985-89 Dwight Praylow
 1990-92 Tony Johnson
 1992-93 Jimmy Bolden
 1998-02 Troy Mack
 2002-03 Craig Steven (also 24)
 2004-08 Matt Braeuer
 2008-09 Reggie Chamberlain
 2009-11 Tyler Richardson
 2011-13 Carl Hall
 2015-16 Peyton Allen
 2017-18 Asbjorn Midtgaard
 2018-19 Chance Moore
 2020-21 Jaden Seymour
 2021-22 Qua Grant
 2022-23 Shammah Scott

23

1951-54 Alex Chuk
 1954-57 Gary Mann
 1957-58 Gerald George
 1958-60 Ron Knocke
 1962-63 Bob Long (Away)
 1963-64 Donny Rowland (Away)
 1964-66 Al Trope (Away)
 1966-68 Bob Matzen (Away)
 1968-70 Greg Carney (Away)
 1970-72 Vince Smith (Away)
 1972-75 Ed Marks
 1975-79 Bob Trogle
 1979-80 Jay Jackson
 1981-82 Xavier McDaniel
 1982-83 Terry Atwater
 1985-87 John Askev
 1987-88 Chip Thompson
 1989-90 Gaylon Nickerson
 1991-92 Winston Peterson
 1993-97 Jamie Arnold
 2006-08 Arby Butler
 2008-12 Toure Murry
 2012-16 Fred VanVleet
 2017-18 Brycen Bush
 2018-19 Teddy Allen (Redshirt)
 2022-23 Gus Okafor

24

1957-58 Bruce McGrew
 1960-63 Jerry Kittiko (Home)
 1963-66 John Criss (Home)
 1966-69 Ron Mendell (Home)
 1969-72 Steve Shogren (Home)
 1972-73 Ben Garner
 1984-85 Rodney Washington
 1986-88 Tom Kosich
 1989-93 Claudius Johnson
 1993-95 Dorian Estelle
 1998-02 Craig Steven (also 22)
 2008-12 David Kyles

2013-18 Shaquille Morris
 2019-22 Morris Udeze (previously #12)
 2022-23 Isaac Abidde (switched to #5)
2023-24 Jacob Germany

25

1952-53 Dean Sutcliffe
 1954-57 Herb Coin
 1957-59 Martin Pauley
 1962-63 Jerry Kitiko (Away)
 1963-66 John Criss (Away)
 1966-69 Ron Mendell (Away)
 1969-72 Steve Shogren (Away)
 1973-76 Jim McCullough
 1976-80 Ray Shirley
 1985-89 Dwayne Praylow
 1989-93 Rick Conn
 1993-94 Chad Bohling
 1995-96 Jon Kleidon
 2007-09 A.J. Hawkins
 2009-11 Derek Brown (also 14)
 2013-14 D.J. Bowles
 2015-17 Eric Hamilton
 2017-18 Brett Barney (also #12 & #4)
 2020-21 Clarence Jackson (switched to #5)

30

1955-56 Don Woodworth
 1960-63 Jim Maddox (Home)
 1963-66 Kelly Pete (Home)
 1966-68 Carl Williams (Home)
 1968-71 Ron Soft (Home)
 1971-72 Greg Boxberger (Home)
 1972-73 Bob Wilson
 1981-82 Greg Dreiling
 1990-93 Michael Wiggins
 1997-98 Kirk Webber
 1998-01 Willie Davis
 2008-09 Johnny Coy

31

1952-53 Carlos Taylor
 1954-55 Gaylen Rogers
 1955-56 Don Lock
 1962-63 Jim Maddox (Away)
 1963-66 Kelly Pete (Away)
 1966-68 Carl Williams (Away)
 1968-71 Ron Soft (Away)
 1971-72 Greg Boxberger (Away)
 1973-74 Bob Wilson
 1974-75 Mike Harris
 1975-79 Cheese Johnson
 1991-92 Kamau Alexander
 1992-93 Ross Peacock
 1993-94 Jay Rueschhoff
 1995-97 Marvin Hill
 2005-06 Jared Young
 2006-11 J.T. Durlay
 2011-16 Ron Baker

32

1951-52 Hank Hemingway
 1952-55 Mervin Carman
 1957-60 Tom Mallot
 1960-64 Ernie Moore (Home)
 1964-67 Jamie Thompson (Home)
 1967-68 Ross Alexander (Home)
 1968-72 Rick Kreher (Home)
 1972-74 Rich Morsden (Home '73-'74)
 1980-82 Jay Jackson
 1982-84 Kevin Pierce
 1991-93 John Smith
 1995-97 L.J. Goolsby
 1997-98 Chris Grill
 2000-02 CC McFall
 2003-07 Kyle Wilson
 2007-08 Brett Burley
 2008-11 Gabe Blair
 2011-15 Tekele Cotton
 2015-18 Markis McDuffie (switched to 1)
 2018-20 Tate Busse
 2021-22 Joe Pleasant

33

1952-55 Don Laketa
 1962-64 Ernie Moore (Away)
 1964-67 Jamie Thompson (Away)
 1967-68 Ross Alexander (Away)
 1968-72 Rick Kreher (Away)
 1973-74 Rich Morsden (Away)
 1974-76 Robert Gray
 1976-77 Curt Pickert
 1977-79 Lawrence Howell
 1979-82 Mike Jones



ALL-TIME ROSTER

1982-84 Marcelles Graves
 1988-89 Ricky Bell
 1990-91 Calvin Thomas
 1991-92 Jarrett Sanders
 1992-96 Ryan Herrs
 1996-00 Jason Perez
 2001-05 Rob Kampman
 2005-07 Sean Ogirri (#21 also)
 2007-09 Mantas Griskeinas
 2009-10 Bryce Mayes
 2012-13 Zach Bush
 2014-18 Conner Frankamp
 2018-20 Asbjørn Midtgaard (prev. #22)
 2022-23 James Rojas

34 RETIRED in honor of Xavier McDaniel

1951-52 Sid Gates
 1952-53 Sherill Compton
 1953-56 Rod Grubb
 1956-57 Martin Pauley
 1960-61 Larry Bonine
 1962-63 Donny Rowland (Home)
 1963-64 James Holman (Home)
 1965-68 Dennis Buth (Home)
 1968-69 Kevin O'Riordan (Home)
 1969-72 Ron Harris (Home)
 1972-73 Greg Boxberger
 1982-85 Xavier McDaniel

35 RETIRED in honor of Antoine Carr

1962-63 Donny Rowland (Away)
 1963-64 James Holman (Away)
 1965-68 Dennis Buth (Away)
 1968-69 Kevin O'Riordan (Away)
 1969-72 Ron Harris (Away)
 1973-74 Greg Boxberger
 1974-76 Mike Edgar
 1976-77 John DeLosa
 1977-79 Bruce Smith
 1979-83 Antoine Carr

40

1956-57 A.D. Posey
 1957-58 Larry Abbott
 1958-62 Lanny Van Eman
 1962-65 Larry Nosich (Home)
 1965-67 Lillard Harris (Home)
 1967-70 Dave Skinner (Home)
 1970-71 Ron Smith (Home)
 1971-73 Bill Lang (Home Only in '71-72)
 1980-85 Karl Papke
 1987-90 John Felter
 1993-97 Darin Miller
 1997-99 Luke Utting
 2006-07 Chris Brown
 2014-15 Tevin Glass
 2019-21 Josaphat Bilau

41

1951-52 Herb Trout
 1959-60 John Gales
 1962-65 Larry Nosich (Away)
 1965-67 Lillard Harris (Away)
 1967-70 Dave Skinner (Away)
 1970-71 Ron Smith (Away)
 1971-74 Bill Lang (Away Only in '71-72)
 1974-76 Doug Yoder (Away '75-76)
 1976-77 Jim Conrad
 1977-78 Clifton Stephens
 1978-81 Mike Denny
 1993-94 Brian Cupps
 1998-00 Mahmood Martina
 2008-12 Garrett Stutz

42 RETIRED in honor of Dave Stallworth

1956-57 John Crum
 1960-61 Virgil Brady
 1961-65 Dave Stallworth (Home)

43

1956-57 Sy Rosdeitcher
 1958-60 Virgil Brady
 1962-65 Dave Stallworth (Away)
 1973-74 Doug Yoder
 1974-75 Mike Marshall
 1975-76 Doug Yoder
 1979-80 Auguster Jackson
 1989-90 Lance Krol

44

1956-58 Don Lock
 1958-59 Sy Rosdeitcher
 1959-60 Tom Reilly
 1964-65 Tommy Newman (Home)
 1965-69 Ron Washington (Home)
 1969-70 Dick Crist (Home)
 1970-73 Art Louvar (Home)
 1973-74 Tom Miller
 1978-80 Richard Williams
 1980-81 Randy Smithson (#13 also)
 1983-87 Gus Santos
 1988-91 Phil Mendelson
 1993-94 Derek Lind
 1994-96 Jerry Stewart
 1996-98 Roosevelt Overstreet
 1998-00 Reggie Smithson
 2003-05 Calvin Walls
 2005-07 David King
 2018-21, 22-23 Isaiah Poor Bear-Chandler

45

1956-57 Jerry Millner
 1957-60 Bob Glascock
 1964-65 Tommy Newman (Away)
 1965-69 Ron Washington (Away)
 1969-70 Dick Crist (Away)
 1970-73 Art Louvar (Away)
 1973-74 Floyd Holmes (Away)
 1974-75 Jim Reinert
 1975-76 Ed Southern (Away)
 1976-78 Steve Kalocinski
 1978-81 Eric Kuhn
 1981-83 Cedric Phillips
 1985-89 Sasha Radunovich
 1990-93 Patrice Scott
 1994-95 Brian Ewell
 1998-99 Kurt Flowers
 2001-06 Paul Miller

50

1956-58 Don Woodworth
 1958-59 Stu Heller
 1959-63 Wayne Durham (Home)
 1963-65 Gerard Reimond (Home)
 1965-66 Tom Busch (Home)
 1966-69 Jack Matthews (Home)
 1969-72 Terry Benton (Home)
 1972-75 Floyd Holmes (Home '73-74)
 1975-76 Steve Kalocinski
 1976-77 Tony Andre
 1977-79 Tyrone Aughburns
 1979-80 Chris Boyd
 1980-84 Zarko Djuricic
 1985-86 Ted Williams
 1987-90 Aaron Davis
 1991-92 Paul Wight
 1995-99 James Bunch
 2011-13 Jake White

51

1956-59 Everett Wessel
 1959-60 Gene Wiley
 1962-63 Wayne Durham (Away)
 1963-65 Gerard Reimond (Away)
 1965-66 Tom Busch (Away)
 1966-69 Jack Matthews (Away)
 1969-72 Terry Benton (Away)
 1973-74 Jim Reinert
 1974-75 Donald Battee
 1975-76 Charles Brent
 1976-77 Ken Wilkins
 1998-01 Justin White

52

1951-52 Curtis Hightower
 1952-53 Sid Gates
 1956-57 Lynn Voth
 1957-60 Elbert Urban
 1960-61 John Cleveland
 1962-65 Manny Zafiros (Home)
 1965-68 Warren Armstrong (Home)
 1968-69 Bob Matzen (Home)
 1969-71 Bob Thurman
 1971-73 Mike Karas (Home '71-72)
 1988-90 Darin Dugger
 2002-04 Zach Simmons
 2019-20 Grant Sherfield

53

1956-58 Joe Stevens
 1959-60 John Cleveland
 1962-65 Manny Zafiros (Away)
 1965-68 Warren Armstrong (Away)
 1968-69 Bob Matzen (Away)
 1969-71 Bob Thurman (Away)
 1971-72 Mike Karas (Away)
 1973-77 Robert Elmore
 1978-80 James Carr
 1983-87 Henry Carr

54 RETIRED in honor of Cliff Livingston

1951-52 Dean Sutcliffe
 1956-58 Ron Dwyer
 1958-61 Ron Heller
 1961-62 Sam Smith
 1962-65 Dave Leach (Home)
 1965-68 Dave Anderson (Home)
 1968-71 Jim Givens (Home)
 1971-73 Randy Wilson (Home in '71-72)
 1972-73 Mike Marshall
 1979-83 Cliff Livingston
 1986-87 Ted Williams
 1989-90 Kevin Clark

55

1956-58 Al Schwartzkopf
 1958-59 John Gales
 1962-65 Dave Leach (Away)
 1965-68 Dave Anderson (Away)
 1968-71 Jim Givens (Away)
 1971-72 Randy Wilson (Away)
 1972-76 Neil Strom
 1996-97 Luke Utting
 1997-98 Kevin Gwaltney
 1998-99 Mike Watkins
 2004-05 Kurt Bangle
2023-Pr. Bijan Cortes

Home/Away Jersey #'s unavailable for some seasons prior to 1975



RETIRED NUMBERS



42 DAVE STALLWORTH

The first Wichita State jersey retired was No. 42, worn by Dave “The Rave” Stallworth from 1962-65. Stallworth averaged 24.2 points per game during his career and ranks third on the Shockers’ all-time scoring list with 1,936 points. Stallworth saved some of his biggest games for the biggest of stages, averaging an incredible 29.5 points per game in NCAA Tournament play. That includes a 37-point effort in a 94-86 Midwest Regional Final loss to Kansas State in 1964. Stallworth was a first-round draft choice of the New York Knicks in 1965 and played in the National Basketball Association with three teams over 10 years. In 1997, he was honored as a charter inductee in the MVC Hall of Fame.



35 ANTOINE CARR

The Wichita Heights High School grad and hometown hero, Carr finished his career as the fourth-leading scorer in Wichita State history with 1,911 points. He also established the Shocker single-game scoring mark of 47 point in his final collegiate game against Southern Illinois on March 5, 1983. Carr holds Shocker freshman records for blocks (40) and points scored (442), and his 31-point effort against Creighton in 1980 ranks third for WSU rookies. He was taken eighth overall in the 1983 draft by the Detroit Pistons and went on to play 15 years in the NBA.



34 XAVIER McDANIEL

The third Wichita State jersey retired was No. 34, worn by Xavier McDaniel from 1981-85. “X”, as he was known to Shocker fans, ended his brilliant career as the Shockers’ all-time rebounding leader with 1,359 and ranked second on the all-time scoring list with 2,152 points. He twice led the nation in rebounding and as senior became the first player in NCAA history to lead the nation in both scoring (27.2 points) and rebounding (14.8) in the same season. In addition, McDaniel’s nine career 20-point/20-rebound games ranks first in Shocker history, and his two 23-rebound efforts against Illinois State and West Texas State are good for two of the school’s top-15 all-time performances. He was a first-round draft pick of the Seattle Supersonics in 1985 and last played with the New Jersey Nets.



13 CLEO LITTLETON

Considered the first star player in the modern era of Shocker basketball, Littleton led Ralph Miller’s Shocker squads to new heights and helped establish the winning tradition. In 1986, his No. 13 became the fourth Shocker jersey to be retired. A third team All-American in 1955, Littleton was the first player west of the Mississippi to score more than 2,000 career points. He still ranks as WSU’s all-time leading scorer with a 2,164 points, while his scoring average of 19 points is third. During his senior season, Littleton led the Shockers at 21.4 points, and is the only player to be named to the all-Valley first team four years. Littleton was a 1955 draft choice of the Fort Wayne Pistons.







54 CLIFF LEVINGSTON

No. 54 reached the rafters on Nov. 18, 1998. Known for his engaging personality and warm smile, Cliff Levingston teamed with Antoine Carr to form the “Book-end Forwards” tandem that led the Shockers to national prominence in the early 1980s, including a trip to the 1981 Elite Eight. A two-time first team all-Valley selection, Levingston was chosen Third Team All-America by Basketball Times. During his three-year career at WSU, he totaled 1,471 points and 965 rebounds, ranking eighth on all-time scoring list and fourth in rebounding. His 53.8 career field goal percentage also ranks third all-time in school history. A first-round draft pick of the Detroit Pistons in 1982, he was a member of the Chicago Bulls’ first two NBA titles in 1991 and 1992.



SHOCKERS IN THE NBA



GENE WILEY (6-10 | 210 | C)

Season	GP	GS	Min	Avg	FG	FGA	%	3FG	FGA	%	FT	FTA	%	Off	Def	Tot	Avg	Pf	A	TO	Stl	Blk	Pts	Avg
1962-63	Los Angeles Lakers	NBA	75	1488	19.8	109	236	.462			23	68	.338			504	6.7	180	40				241	3.2
1963-64	Los Angeles Lakers	NBA	78	1510	19.4	146	273	.535			45	75	.600			510	6.5	225	44				337	4.3
1964-65	Los Angeles Lakers	NBA	80	2002	25.0	175	376	.465			56	111	.505			690	8.6	235	105				406	5.1
1965-66	Los Angeles Lakers	NBA	67	1386	20.7	123	289	.426			43	76	.566			490	7.3	171	63				289	4.3
1967-68	Oakland/Dallas	ABA	9	85	9.4	7	20	.350	0	0	4	8	.500			20	2.2	10	2	2			18	2.0
NBA Totals	4 Seasons		300	6386	21.3	553	1174	.471			167	330	.506			2194	7.3	811	252				1273	4.2
ABA Totals	1 Season		9	85	9.4	7	20	.350	0	0	4	8	.500			20	2.2	10	2	2			18	2.0

DAVE STALLWORTH (6-7 | 200 | SF)

Season	GP	GS	Min	Avg	FG	FGA	%	3FG	FGA	%	FT	FTA	%	Off	Def	Tot	Avg	Pf	A	TO	Stl	Blk	Pts	Avg
1965-66	New York Knicks	NBA	80	1893	23.7	373	820	.455			258	376	.686			492	6.2	237	186				1004	12.6
1966-67	New York Knicks	NBA	76	1889	24.9	380	816	.466			229	320	.716			472	6.2	226	144				989	13.0
1967-68	Did Not Play (illness—heart condition)																							
1968-69	Did Not Play (illness—heart condition)																							
1969-70	New York Knicks ^	NBA	82	1375	16.8	239	557	.429			161	225	.716			323	3.9	194	139				639	7.8
1970-71	New York Knicks	NBA	81	1565	19.3	295	685	.431			169	230	.735			352	4.3	175	106				759	9.4
1971-72	New York/Baltimore	NBA	78	2040	26.2	336	778	.432			152	188	.809			433	5.6	217	158				824	10.6
1972-73	Baltimore Bullets	NBA	73	1217	16.7	180	435	.414			78	101	.772			236	3.2	139	112				438	6.0
1973-74	Capital Bullets	NBA	45	458	10.2	75	187	.401			47	55	.855	52	73	125	2.8	61	25		28	4	197	4.4
1974-75	New York Knicks	NBA	7	57	8.1	5	18	.278			0	0		6	14	20	2.9	10	2		3	3	10	1.4
Career	8 Seasons		522	10494	18.83	4296	9438	.438			1495	2122	.686	87	2453	4.7	1259	872		31	7	4860	9.3	

^ - Member of the 1970 NBA Champion New York Knicks

NATE BOWMAN (6-10 | 230 | C)

Season	GP	GS	Min	Avg	FG	FGA	%	3FG	FGA	%	FT	FTA	%	Off	Def	Tot	Avg	Pf	A	TO	Stl	Blk	Pts	Avg
1966-67	Chicago Bulls	NBA	9	65	7.2	8	21	.381			6	8	.750			28	3.1	18	2				22	2.4
1967-68	New York Knicks	NBA	42	272	6.5	52	134	.388			10	15	.667			113	2.7	69	20				114	2.7
1968-69	New York Knicks	NBA	67	607	9.1	82	226	.363			29	61	.475			220	3.3	142	53				193	2.9
1969-70	New York Knicks ^	NBA	81	744	9.2	98	235	.417			41	79	.519			257	3.2	189	46				237	2.9
1970-71	Buffalo Braves	NBA	44	483	11.0	58	148	.392			20	38	.526			173	3.9	91	41				136	3.1
1971-72	Pittsburgh Condors	ABA	18	217	12.1	19	53	.358	0	1	5	9	.556	32	55	87	4.8	48	13	17			43	2.4
NBA Totals	5 Seasons		243	2171	8.9	298	764	.390			106	201	.527			791	3.3	509	162				702	2.9
ABA Totals	1 Season		18	217	12.1	19	53	.358	0	1	5	9	.556	32	55	87	4.8	48	13	17			43	2.4

^ - Member of the 1970 NBA Champion New York Knicks

WARREN (ARMSTRONG) JABALI (6-2 | 200 | CG)

Season	GP	GS	Min	Avg	FG	FGA	%	3FG	FGA	%	FT	FTA	%	Off	Def	Tot	Avg	Pf	A	TO	Stl	Blk	Pts	Avg	
1968-69	Oakland Oaks ^%	ABA	71	2545	35.8	573	1276	.449	11	44	.250	373	545	.684	255	433	688	9.7	263	252	307			1530	21.5
1969-70	Washington Capitols *	ABA	40	1510	37.8	342	768	.445	19	62	.306	210	293	.717	114	302	416	10.4	143	173	205			913	22.8
1970-71	Indiana Pacers	ABA	62	1586	25.6	227	554	.410	47	163	.288	181	238	.761	64	234	298	4.8	205	214	190			682	11.0
1971-72	The Floridians *	ABA	81	3313	40.9	569	1304	.436	102	285	.358	375	496	.756	167	489	656	8.1	298	495	332			1615	19.9
1972-73	Denver Rockets *	ABA	82	2738	33.4	441	974	.453	36	140	.257	480	596	.805	129	295	424	5.2	280	539	302	175		1398	17.0
1973-74	Denver Rockets *	ABA	49	1711	34.9	257	657	.391	45	123	.366	220	274	.803	82	164	246	5.0	167	358	195	97	10	779	15.9
1974-75	San Diego Conquistadors	ABA	62	1861	30.0	254	648	.392	62	193	.321	179	227	.789	72	185	257	4.1	188	358	184	112	19	749	12.1
Career	7 Seasons		447	15264	34.1	2663	6181	.431	322	1010	.319	2018	2669	.756	883	2102	2985	6.7	1544	2389	1715	384	29	7666	17.1

^ - Averaged 28.8 points in 16 playoff games for ABA Champion Oakland % - 1968-69 ABA Rookie of the Year * - 4-time ABA All-Star

BOB WILSON (6-3 | 175 | SG)

Season	GP	GS	Min	Avg	FG	FGA	%	3FG	FGA	%	FT	FTA	%	Off	Def	Tot	Avg	Pf	A	TO	Stl	Blk	Pts	Avg
1974-75	Chicago Bulls	NBA	48	425	8.9	115	225	.511			46	58	.793	18	34	52	1.1	54	36		22	1	276	5.8
1975-76	Chicago Bulls	NBA	58	856	14.8	197	489	.403			43	58	.741	32	62	94	1.6	96	52		25	2	437	7.5
1976-77	Boston Celtics	NBA	25	131	5.2	19	59	.322			11	13	.846	3	6	9	0.4	19	14		3	0	49	2.0
1977-78	Indiana Pacers	NBA	12	86	7.2	14	36	.389			2	3	.667	6	6	12	1.0	16	8	6	2	1	30	2.5
Career	4 Seasons		143	1498	10.5	345	809	.426			102	132	.773	59	108	167	1.2	185	110	6	52	4	792	5.5

LYNBERT "CHEESE" JOHNSON (6-6 | 195 | SF)

Season	GP	GS	Min	Avg	FG	FGA	%	3FG	FGA	%	FT	FTA	%	Off	Def	Tot	Avg	Pf	A	TO	Stl	Blk	Pts	Avg	
1979-80	Golden State Warriors	NBA	9	0	53	5.9	12	30	.400			3	5	.600	6	8	14	1.6	11	2	4	1	0	27	3.0
Career	1 Season		9	0	53	5.9	12	30	.400			3	5	.600	6	8	14	1.6	11	2	4	1	0	27	3.0

CLIFF LEVINGSTON (6-8 | 210 | PF)

Season	GP	GS	Min	Avg	FG	FGA	%	3FG	FGA	%	FT	FTA	%	Off	Def	Tot	Avg	Pf	A	TO	Stl	Blk	Pts	Avg		
1982-83	Detroit Pistons	NBA	62	5	879	14.2	131	270	.485	0	1	.000	84	147	.571	104	128	232	3.7	125	52	73	23	36	346	5.6
1983-84	Detroit Pistons	NBA	80	24	1746	21.8	229	436	.525	0	3	.000	125	186	.672	234	311	545	6.8	281	109	77	44	78	583	7.3
1984-85	Atlanta Hawks	NBA	74	53	2017	27.3	291	552	.527	0	2	.000	145	222	.653	230	336	566	7.6	231	104	133	70	69	727	9.8
1985-86	Atlanta Hawks	NBA	81	35	1945	24.0	294	551	.534	0	1	.000	164	242	.678	193	341	534	6.6	260	72	113	76	39	752	9.3
1986-87	Atlanta Hawks	NBA	82	10	1848	22.5	251	496	.506	0	3	.000	155	212	.731	219	314	533	6.5	261	40	72	48	68	657	8.0
1987-88	Atlanta Hawks	NBA	82	32	2135	26.0	314	564	.557	1	2	.500	190	246	.772	228	276	504	6.1	287	71	94	52	84	819	10.0
1988-89	Atlanta Hawks	NBA	80	52	2184	27.3	300	568	.528	1	5	.2														



SHOCKERS IN THE NBA

1991-92	Chicago Bulls ^	NBA	79	0	1020	12.9	125	251	.498	1	6	.167	60	96	.625	109	118	227	2.9	134	66	42	27	45	311	3.9
1994-95	Denver Nuggets	NBA	57	0	469	8.2	55	130	.423	0	1	.000	19	45	.422	49	75	124	2.2	91	27	21	13	20	129	2.3
Career	11 Seasons	NBA	830	216	16962	20.4	2333	4524	.516	5	33	.152	1217	1800	.676	1772	2535	4307	5.2	2299	752	829	534	593	5888	7.1

^ - Won two NBA Championships with Chicago Bulls (1991 and 1992)

ANTOINE CARR (6-9 | 225 | F)

Season	GP	GS	Min	Avg	FG	FGA	%	3FG	FGA	%	FT	FTA	%	Off	Def	Tot	Avg	PF	A	TO	Stl	Blk	Pts	Avg		
1984-85	Atlanta Hawks	NBA	62	15	1195	19.3	198	375	.528	2	6	.333	101	128	.789	79	153	232	3.7	219	80	108	29	78	499	8.0
1985-86	Atlanta Hawks	NBA	17	0	258	15.2	49	93	.527	0	0	---	18	27	.667	16	36	52	3.1	51	14	14	7	15	116	6.8
1986-87	Atlanta Hawks	NBA	65	2	695	10.7	134	265	.506	1	3	.333	73	103	.709	60	96	156	2.4	146	34	40	14	48	342	5.3
1987-88	Atlanta Hawks	NBA	80	2	1483	18.5	281	517	.544	1	4	.250	142	182	.780	94	195	289	3.6	272	103	116	38	83	705	8.8
1988-89	Atlanta Hawks	NBA	78	12	1488	19.1	226	471	.480	0	1	.000	130	152	.855	106	168	274	3.5	221	91	82	31	62	582	7.5
1989-90	Atlanta/Sacramento	NBA	77	4	1727	22.4	356	721	.494	0	7	.000	237	298	.795	115	207	322	4.2	247	119	125	30	68	949	12.3
1990-91	Sacramento Kings	NBA	77	48	2527	32.8	628	1228	.511	0	3	.000	295	389	.758	163	257	420	5.5	315	191	171	45	101	1551	20.1
1991-92	Sacramento Kings	NBA	81	27	1867	23.0	359	732	.490	1	5	.200	162	212	.764	128	218	346	4.3	264	63	114	32	96	881	10.9
1992-93	Sacramento Kings	NBA	71	46	1947	27.4	379	705	.538	0	5	.000	174	224	.777	107	281	388	5.5	264	97	96	35	87	932	13.1
1993-94	Sacramento Kings	NBA	34	0	465	13.7	78	160	.488	0	1	.000	42	58	.724	12	39	51	1.5	75	15	15	9	22	198	5.8
1994-95	Utah Jazz	NBA	78	4	1677	21.5	290	546	.531	1	4	.250	165	201	.821	81	184	265	3.4	253	67	87	24	68	746	9.6
1995-96	Utah Jazz	NBA	80	0	1532	19.2	233	510	.457	0	3	.000	114	144	.792	71	129	200	2.5	254	74	78	28	65	580	7.3
1996-97	Utah Jazz #	NBA	82	0	1460	17.8	252	522	.483	0	3	.000	99	127	.780	60	135	195	2.4	214	74	75	24	63	603	7.4
1997-98	Utah Jazz #	NBA	66	8	1086	16.5	151	325	.465	0	0	---	76	98	.776	42	89	131	2.0	195	48	48	11	53	378	5.7
1998-99	Houston Rockets	NBA	18	0	152	8.4	21	52	.404	0	1	.000	5	7	.714	9	22	31	1.7	31	9	9	1	10	47	2.6
1999-00	Vancouver Grizzlies	NBA	21	0	221	10.5	28	64	.438	0	0	---	11	14	.786	8	24	32	1.5	42	7	9	3	6	67	3.2
Career	16 Seasons	NBA	987	168	19780	20.0	3663	7286	.503	6	46	.130	1844	2364	.780	1151	2233	3384	3.4	3063	1086	1187	361	925	9176	9.3

- 1997 & 1998 Eastern Conference Champions

XAVIER McDANIEL (6-7 | 205 | SF/PF)

Season	GP	GS	Min	Avg	FG	FGA	%	3FG	FGA	%	FT	FTA	%	Off	Def	Tot	Avg	PF	A	TO	Stl	Blk	Pts	Avg		
1985-86	Seattle Sonics %	NBA	82	80	2706	33.0	576	1176	.490	2	10	.200	250	364	.687	307	348	655	8.0	305	193	248	101	37	1404	17.1
1986-87	Seattle Sonics	NBA	82	82	3031	37.0	806	1583	.509	3	14	.214	275	395	.696	338	367	705	8.6	300	207	234	115	52	1890	23.0
1987-88	Seattle Sonics *	NBA	78	77	2703	34.7	687	1407	.488	14	50	.280	281	393	.715	206	312	518	6.6	230	263	223	96	52	1669	21.4
1988-89	Seattle Sonics	NBA	82	10	2385	29.1	677	1385	.489	11	36	.306	312	426	.732	177	256	433	5.3	231	134	210	84	40	1677	20.5
1989-90	Seattle Sonics	NBA	69	67	2432	35.2	611	1233	.496	5	17	.294	244	333	.733	165	282	447	6.5	231	171	187	73	36	1471	21.3
1990-91	Seattle/Phoenix	NBA	81	79	2634	32.5	590	1186	.497	0	8	.000	193	267	.723	173	384	557	6.9	264	187	184	76	46	1373	17.0
1991-92	New York Knicks	NBA	82	82	2344	28.6	488	1021	.478	12	39	.308	137	192	.714	176	284	460	5.6	241	149	147	57	24	1125	13.7
1992-93	Boston Celtics	NBA	82	27	2215	27.0	457	924	.495	6	22	.273	191	241	.793	168	321	489	6.0	249	163	171	72	51	1111	13.5
1993-94	Boston Celtics	NBA	82	5	1971	24.0	387	839	.461	10	41	.244	144	213	.676	142	258	400	4.9	193	126	116	48	39	928	11.3
1994-95	Boston Celtics	NBA	68	15	1430	21.0	246	546	.451	6	21	.286	89	125	.712	94	206	300	4.4	146	108	89	30	20	587	8.6
1996-97	New Jersey Nets	NBA	62	5	1170	18.9	138	355	.389	5	25	.200	65	89	.730	124	194	318	5.1	144	65	70	36	17	346	5.6
1997-98	New Jersey Nets	NBA	20	0	180	9.0	10	30	.333	0	0	---	5	8	.625	12	19	31	1.6	23	9	8	3	2	25	1.3
Career	12 Seasons	NBA	870	529	25201	29.0	5673	11685	.485	74	283	.261	2186	3046	.718	2082	3231	5313	6.1	2557	1775	1887	791	416	13606	15.6

(*) - NBA All-Star % - NBA All-Rookie Team

GAL MEKEL (6-3 | 190 | SG)

Season	GP	GS	Min	Avg	FG	FGA	%	3FG	FGA	%	FT	FTA	%	Off	Def	Tot	Avg	PF	A	TO	Stl	Blk	Pts	Avg		
2013-14	Dallas Mavericks	NBA	31	1	292	9.4	30	86	.349	5	20	.250	8	12	.667	5	22	27	0.9	31	63	31	4	1	73	2.4
2014-15	New Orleans Pelicans	NBA	4	0	43	10.8	3	20	.150	0	3	.000	0	0	---	0	1	1	0.3	1	13	2	2	0	6	1.5
Career	2 Seasons	NBA	35	1	335	9.6	33	106	.311	5	23	.217	8	12	.667	5	23	28	0.8	32	76	33	6	1	79	2.3

TOURE MURRY (6-5 | 195 | G)

Season	GP	GS	Min	Avg	FG	FGA	%	3FG	FGA	%	FT	FTA	%	Off	Def	Tot	Avg	PF	A	TO	Stl	Blk	Pts	Avg		
2013-14	New York Knicks	NBA	51	0	373	7.3	56	129	.434	5	12	.417	23	39	.590	13	31	44	0.9	46	49	34	19	1	140	2.7
2014-15	Utah/Washington	NBA	5	0	18	3.6	2	5	.400	0	0	---	2	2	1.000	1	0	1	0.2	2	1	4	1	0	6	1.2
Career	2 Seasons	NBA	56	0	391	7.0	58	134	.433	5	12	.417	25	41	.610	14	31	45	0.8	48	50	38	20	1	146	2.6

CLEANTHONY EARLY (6-8 | 210 | SF)

Season	GP	GS	Min	Avg	FG	FGA	%	3FG	FGA	%	FT	FTA	%	Off	Def	Tot	Avg	PF	A	TO	Stl	Blk	Pts	Avg		
2014-15	New York Knicks	NBA	39	7	647	16.6	76	214	.355	22	84	.262	36	48	.750	22	75	97	2.5	57	36	40	24	12	210	5.4
2015-16	New York Knicks	NBA	17	2	154	9.1	12	40	.300	4	15	.267	3	4	.750	4	22	26	1.5	16	6	9	2	3	31	1.8
Career	2 Seasons	NBA	56	9	801	14.3	88	254	.346	26	99	.263	39	52	.750	26	97	123	2.2	73	42	49	26	15	241	4.3

RON BAKER (6-4 | 220 | G)


Season	GP	GS	Min	Avg	FG	FGA	%	3FG	FGA	%	FT	FTA	%	Off	Def	Tot	Avg	PF	A	TO	Stl	Blk	Pts	Avg		
2016-17	New York Knicks	NBA	52	13	857	16.5	82	217	.378	23	86	.267	28	43	.651	12	86	98	1.9	74	107	56	34	8	215	4.1
2017-18	New York Knicks	NBA	29	1	385	13.3	20	59	.339	11	33	.333	20	26	.769	5	25	30	1.0	33	47	18	26	6	71	2.4
2018-19	New York Knicks	NBA	15	0	152	10.1	4	20	.200	1	13	.077	5	6	.833	1	10	11	0.7	18	15	5	6	1	14	0.9
Career	3 Seasons	NBA	96	14	1394	14.5	106	296	.358	35	132	.265	53	75	.707	18	121	139	1.4	125	169	79	66	15	300	3.1

FRED VANVLEET (6-0 | 195 | PG)


Season	GP	GS	Min	Avg	FG	FGA	%	3FG	FGA	%	FT	FTA	%	Off	Def	Tot	Avg	PF	A	TO	Stl	Blk	Pts	Avg		
2016-17	Toronto Raptors	NBA	37	0	294	7.9	39	111	.351	11	29	.379	18	22	.818	4	38	42	1.1	36	35	15	16	3	107	2.9
2017-18	Toronto Raptors	NBA	76	0	1520	20.0	232	545	.426	108	261	.414	84	101	.832											




SHOCKERS IN THE NBA




CLEANTHONY EARLY



RON BAKER



FRED VANVLEET



TOURE MURRY

SHOCKERS IN THE NBA/ABA DRAFT

Year	Player	Rd.	Overall	Franchise
1955	Cleo Littleton	5	38	Fort Wayne Pistons
1956	Bob Hodgson	11	78	Minneapolis Lakers
1961	Ron Heller	7	68	Chicago Packers
1962	Gene Willey	2	15	Los Angeles Lakers
1962	Lanny Van Eman	6	48	Syracuse Nationals
1965	Dave Stallworth	1	3	New York Knicks
1965	Nate Bowman	1	7	Cincinnati Royals
1967	Jamie Thompson	7	71	Los Angeles Lakers
-	-	-	-	Dallas Chaparrals (ABA)
1968	Warren (Armstrong) Jabali	4	44	New York Knicks
3	-	-	-	Oakland Oaks (ABA)
1972	Ron Harris	5	79	Milwaukee Bucks
6	-	-	-	New York Nets (ABA)
1972	Terry Benton	6	84	Detroit Pistons
8	-	-	-	Kentucky Colonels (ABA)
1974	Bobby Wilson	3	52	Chicago Bulls
3	-	-	-	Memphis Tams (ABA)
1976	Robert Gray	5	80	Seattle SuperSonics
1977	Bob Elmore	4	67	New Jersey Nets
1979	Cheese Johnson	3	54	Golden State Warriors
1981	Randy Smithson	8	173	Kansas City Kings
1982	Cliff Levingston	1	9	Detroit Pistons
1983	Antoine Carr	1	8	Detroit Pistons
1985	Aubrey Sherrrod	2	34	Chicago Bulls
1985	Xavier McDaniel	1	4	Seattle SuperSonics
1987	Henry Carr	7	139	Los Angeles Clippers
2014	Cleanthony Early	2	34	New York Knicks
2018	Landry Shamet	1	26	Philadelphia 76'ers

Other Ex-Shockers in the Draft

1984	Ozell Jones*	4	90	San Antonio Spurs
1986	Greg Dreiling**	2	26	Indiana Pacers
1994	Gaylon Nickerson^	2	34	Atlanta Hawks

* - Jones transferred after his sophomore year to Cal State Fullerton

** - Dreiling transferred after his freshman year to Kansas

^ - Nickerson played his freshman season at WSU and was later drafted out of NAIA Northwestern Oklahoma State.

OTHER PRO LEAGUE DRAFTS

Year	Player	Rd.	Franchise
2000	Jason Perez	-	Kansas Cagerz (USBL)
2006	Paul Miller	1	Kansas Cagerz (USBL)
2010	Clevin Hannah	5	Rio Grande Valley (D-League)
2012	Toure' Murry	1	Austin (D-League)
2014	Chadrack Lufife	3	Sioux Falls (D-League)



RECENT SHOCKERS ON NBA PRESEASON ROSTERS

Year	Player	Exp.	Franchise
2013	Gal Mekel	R	Dallas Mavericks
	Toure' Murry	R	New York Knicks
2014	Cleanthony Early	R	New York Knicks
	Gal Mekel	1	Dallas Mavericks
	Toure' Murry	1	Utah Jazz
2015	Cleanthony Early	1	New York Knicks
	Toure' Murry	2	Washington Wizards
	Nick Wiggins	R	Minnesota Timberwolves
2016	Ron Baker	R	New York Knicks
	Cleanthony Early	2	New York Knicks
	Toure' Murry	2	Minnesota Timberwolves
	Fred VanVleet	R	Toronto Raptors
2017	Ron Baker	1	New York Knicks
	Fred VanVleet	1	Toronto Raptors
2018	Ron Baker	2	New York Knicks
	Landry Shamet	R	Philadelphia 76'ers
	Fred VanVleet	2	Toronto Raptors
2019	Landry Shamet	1	Los Angeles Clippers
	Fred VanVleet	3	Toronto Raptors
2020	Landry Shamet	2	Brooklyn Nets
	Fred VanVleet	4	Toronto Raptors
2021	Jaime Echenique	R	Washington Wizards
	Landry Shamet	3	Phoenix Suns
	Fred VanVleet	5	Toronto Raptors
2022	Tyson Etienne	R	Atlanta Hawks
	Landry Shamet	4	Phoenix Suns
	Fred VanVleet	6	Toronto Raptors
2023	Craig Porter Jr.	R	Cleveland Cavaliers
	Landry Shamet	5	Washington Wizards
	Fred VanVleet	7	Houston Rockets

SHOCKERS IN NBA SUMMER LEAGUE

Year	Player	League	Franchise
2008	P.J. Cousinard	Orlando	Bulls
2012	Toure' Murry	Vegas	Lakers
	Joe Ragland	Vegas	Warriors
	Garrett Stutz	Orlando	Nets
		Vegas	Celtics
2013	Gal Mekel	Vegas	Mavericks
	Toure' Murry	Orlando	Rockets
		Vegas	Knicks
	Garrett Stutz	Vegas	Kings
2014	Cleanthony Early	Vegas	Knicks
	Gal Mekel	Vegas	Mavericks
	Nick Wiggins	Vegas	Kings
2015	Darius Carter	Vegas	Nuggets
	Tekele Cotton	Orlando	Thunder
	Cleanthony Early	Vegas	Knicks
	Toure' Murry	Vegas	Wizards
	Nick Wiggins	Vegas	Timberwolves
		Utah	Jazz
2016	Ron Baker	Orlando	Knicks
	Darius Carter	Vegas	Nuggets
	Tekele Cotton	Orlando	Pistons
	Cleanthony Early	Orlando	Knicks
	Toure' Murry	Vegas	Timberwolves
	Fred VanVleet	Vegas	Raptors
2017	Cleanthony Early	Utah	Spurs
	Fred VanVleet	Vegas	Raptors
2018	Landry Shamet	Vegas	76'ers
2019	Conner Frankamp	Calif./Vegas	Lakers
	Markis McDuffie	Vegas	Pacers
2021	Jaime Echenique	Vegas	Wizards
2022	Jamie Echenique	Vegas	Wizards
	Tyson Etienne	Vegas	Hawks
2023	Jamie Echenique	Vegas	Trailblazers
	Tyson Etienne	Vegas	Hawks
	Craig Porter Jr.	Vegas	Cavaliers

SHOCKERS IN THE NBA (& ABA) FINALS

1969	Warren Jabali (Oakland Oaks) vs. Indiana Pacers -- W, 4-1
ABA	Scored 29+ points in all five games, averaged 33.2 pts for the series
	Scored 39 points on 15 field goals in the championship clincher
1970	Dave Stallworth (New York Knicks) vs. LA Lakers -- W, 4-3
NBA	7-Game Average: 7.0 pts, 4.7 reb, 14.0 min.
	Three double-figure games; 12 pts, 13 reb, 4 assists in Game 4
1970	Nate Bowman (New York Knicks) vs. LA Lakers -- W, 4-3
NBA	7-Game Average: 4.1 pts, 3.0 reb, 9.7 min.
	Game 6: 18 pts (9/15 FG), 8 reb, 29 min; Game 7: 6 pts, 5 reb, 21 min
1991	Cliff Levingston (Chicago Bulls) vs. Los Angeles Lakers -- W, 4-2
NBA	6-Game Average: 3.1 pts, 2.8 reb, 18.0 min
	Game 3: 10 pts (5/5 FG), 4 reb, 3 blk, 20 min
1992	Cliff Levingston (Chicago Bulls) vs. Portland Trailblazers -- W, 4-2
NBA	6-Game Average: 3.8 pts, 1.8 reb, 10.0 min
	Game 1: 8 pts, 3 reb, 15 min
1997	Antoine Carr (Utah Jazz) vs. Chicago Bulls -- L, 4-2
NBA	6-Game Average: 3.0 pts, 1.7 reb, 9.8 min
	Game 1: 6 pts, 7 reb, 20 min
1998	Antoine Carr (Utah Jazz) vs. Chicago Bulls -- L, 4-2
NBA	6-Game Average: 4.2 pts, 2.0 reb, 14.3 min
	Game 5: 12 pts, 4 reb, 5/6 FG
2019	Fred VanVleet (Toronto Raptors) vs. Golden State Warriors -- W, 4-2
NBA	6-Game Average: 14.0 pts, 2.2 ast, 32.4 min, 16*/40 3pt (.400)
	Five double-figures games; Game 6: 22 pts, 5/11 3pt, 34 minutes

SHOCKER NBA/ABA ACCOLADES

Warren (Armstrong) Jabali

4x ABA All-Star (1970, 72, 73, 74), 1969 ABA Playoff MVP, 1969 ABA Rookie of the Year, 1969 ABA All-Rookie Team, 1973 First Team All-ABA, 1973 ABA All-Star Game MVP

Xavier McDaniel

1986 NBA All-Rookie First Team, 1988 NBA All-Star, 2x NBA Player of the Week (Nov. 22, 1987 & Apr. 23, 1989),

Landry Shamet

2019 NBA All-Rookie Second Team

Fred VanVleet

2022 NBA All-Star, 1x NBA Player of the Week



... CURRENT PROS

MALCOLM ARMSTEAD (2011-13)

Table with columns for Year, Team, Country, and League. Rows include Krka Nova Mestro (Slovenia), Avtdor Saratov (Russia), AEK Athens (Greece), etc.

ZACH BROWN (2014-18)

Table with columns for Year, Team, Country, and League. Rows include CEP Lorient (France), Petrolina AEK Larnaca (Cyprus), SZTE-Szedeak (Hungary), etc.

DARIUS CARTER (2013-15)

Table with columns for Year, Team, Country, and League. Rows include Vita Tbilisi (Rep. of Georgia), Rethymno B.C. (Greece), BG-Goettingen (Germany), etc.

RAMON CLEMENTE (2007-09)

Table with columns for Year, Team, Country, and League. Rows include Indios de Mayaguez (Puerto Rico), Maccabi Ashdod (Israel), Hapoel Yokneam Megido (Israel), etc.

TEKELE COTTON (2011-15)


Table with columns for Year, Team, Country, and League. Rows include MHP RIESEN Ludwigsburg (Germany), Enisey-Krasnoyarsk (Russia), Fiat Torino (Italy), etc.

JAIME ECHENIQUE (2018-20)

Table with columns for Year, Team, Country, and League. Rows include Delteco Gipuzkoa Basket (Spain), Washington Wizards (Washington DC), Capital City Go-Go (Washington DC), etc.

TYSON ETIENNE (2019-22)

Table with columns for Year, Team, Country, and League. Rows include College Park Skyhawks (United States), College Park Skyhawks (United States).



FRED VANVLEET was on the court for nearly every second of crunch time in leading the Toronto Raptors past Golden State in the 2019 NBA Finals. He signed a four-deal deal in November, 2020 worth more than \$21 million annually.



RAMON CLEMENTE's 13-year pro career includes stops in Israel, Mexico, Italy and Argentina. He played four years for the Puerto Rican senior national team and saw action in the 2014 FIBA World Cup and the 2015 Pan American Games.



LANDRY SHAMET signed a four-year rookie extension with the Phoenix Suns in October, 2021 reportedly worth \$43 million. The fourth-year pro was drafted 26th overall by the 76ers in 2018 and is regarded as one of the NBA's best shooters.

CONNER FRANKAMP (2015-18)

Table with columns for Year, Team, Country, and League. Rows include BC Beroe (Bulgaria), Rethymno Cretan Kings (Greece), UCAM Murcia (Spain), etc.

ALTERIQUE GILBERT (2020-21)

Table with columns for Year, Team, Country, and League. Rows include Parnu (Estonia), BC Kalev (Estonia), CS Rapid Bucuresti (Romania).

CLEVIN HANNAH (2008-10)

Table with columns for Year, Team, Country, and League. Rows include Miercurea (Romania), Karhu Kauhajoki (Finland), Evreux (France), etc.

SAMAJAE HAYNES-JONES (2017-19)

Table with columns for Year, Team, Country, and League. Rows include Wynyard Wildcats (Australia), BC Cactus Tbilisi (Georgia), PVS-K-Veolia (Hungary), etc.

RASHARD KELLY (2014-18)

Table with columns for Year, Team, Country, and League. Rows include Parma Basket Perm (Russia), Trento (Italy), Gaziantep Basketbol (Turkey), etc.

MARKIS McDUFFIE (2015-19)

Table with columns for Year, Team, Country, and League. Rows include Alba Fehervar (Hungary), Assigeco Piacenza (Italy), Gevi Napoli (Italy), etc.

RAUNO NURGER (2014-18)

Table with columns for Year, Team, Country, and League. Rows include Levitec Huesca (Spain), Cafes Gandelas Breegan Luga (Spain), Kalev/Cramo (Estonia), etc.

GUS OKAFOR (2022-23)

Table with columns for Year, Team, Country, and League. Row: Naestved (Denmark), BasketLiganen.

CRAIG PORTER JR. (2020-23)

Table with columns for Year, Team, Location, and League. Row: Cleveland Cavaliers (Cleveland, Ohio), NBA.

JOE RAGLAND (2010-12)

Table with columns for Year, Team, Country, and League. Rows include Acqua Vitasnella Cantu (Italy), Univ. Catolica de Murcia (Spain), Acqua Vitasnella Cantu (Italy), etc.

LANDRY SHAMET (2015-18)

Table with columns for Year, Team, Location, and League. Rows include Philadelphia 76ers (Philadelphia, Pa.), Los Angeles Clippers (Los Angeles, Calif), Los Angeles Clippers (Los Angeles, Calif), etc.



SHOCKER PROS

FRED VANVLEET (2012-16)

2016-17	Toronto Raptors	Toronto, Ontario	NBA
	Raptors 905	Mississauga, Ontario	G-League
2017-18	Toronto Raptors	Toronto, Ontario	NBA
2018-19	Toronto Raptors	Toronto, Ontario	NBA
2019-20	Toronto Raptors	Toronto, Ontario	NBA
2020-21	Toronto Raptors	Toronto, Ontario	NBA
2021-22	Toronto Raptors	Toronto, Ontario	NBA
2022-23	Toronto Raptors	Toronto, Ontario	NBA
2023-24	Houston Rockets	Houston, Texas	NBA

DARRAL WILLIS JR. (2016-18)

2018-19	Keravnos Strovolou	Cyprus	Cypriot Division A
2019-20	BC Nozhny Novgorod	Russia	VTB United
2020-21	Monaco Basket	France	ProA/EuroCup
	Brescia	Italy	Serie A
2021-22	Enisey	Russia	VTB United/Europe Cup
2022-23	Lokomotiv	Russia	VTB United
2023-24	Lokomotiv	Russia	VTB United

NICK WIGGINS (2012-14)

2014-15	Tigers Tubingen	Germany	German BBL
	Idaho Stampede	Boise, Idaho	D-League
2015-16	Minnesota Timberwolves	Minneapolis, MN	NBA Preseason
	Raptors 905	Mississauga, Ontario	D-League
	Mackay Meteors	Australia	ASL
2016-17	KK Rabotnicki AD Skopje	Macedonia	Macedonian Premier
	Orangeville A's	Orangeville, Ontario	NBL Canada
2018-19	Argentino de Junin	Argentina	LNB-Liga A
2021-22	Yulon Luxgen	Taiwan	SBL
	Jeutai	Taiwan	SBL
2023-24	Brampton Honey Badgers	Canada	CEBL

INACTIVE OR RETIRED:

RON BAKER (2011-16)

2016-17	New York Knicks	New York, NY	NBA
	Westchester Knicks	Westchester, NY	G-League
2017-18	New York Knicks	New York, NY	NBA
	Westchester Knicks	Westchester, NY	D-League
2018-19	New York Knicks	New York, NY	NBA
	Washington Wizards	Washington D.C.	NBA
2019-20	CSKA Moscow	Russia	VTB United / Euroleague

GABE BLAIR (2008-11)

2011-12	Ironi Nes-Ziona	Israel	Israeli Premier
2012-13	Ironi Nes-Ziona	Israel	Israeli Premier
2013-14	Capitol Montevideo	Uruguay	LUB
	Alianzo Viedma	Argentina (T-2)	LBA-TNA

KADEEM COLEBY (2012-13)

2013-14	Al Fateh	Saudi Arabia	Saudi Premier
2014-15	Al Manama	Bahrain	Bahrain Premier
2015-16	Al Muharrag	Bahrain	Bahrain Premier
2016-17	Al Manama	Bahrain	Bahrain Premier
2017-18	Akita Northern Happinets	Japan	B2.League
2018-19	Akita Northern Happinets	Japan	B1.League
2019-20	Akita Northern Happinets	Japan	B1.League
2020-21	Akita Northern Happinets	Japan	B1.League

P.J. COUSNARD (2003-08)

2008-09	Soproni Sordogok	Hungary	A-Division
2009-10	Soproni Sordogok	Hungary	A-Division
2010-11	SE Texas Mavericks	Beaumont, Texas	ABA
2011-12	Houston Xperience	Houston, Texas	ABA
2013-14	Shreveport-Bossier Mavs	Shreveport, La.	ABA
2014	Jiangsu Tongxi	China	NBL
2014-15	Shreveport-Bossier Mavs	Shreveport, La.	ABA
2015-16	Kentucky Mavericks	Owensboro, Ky.	PBL

J.T. DURLEY (2006-11)

2011-12	Baloncesto Leon	Spain (Tier-2)	LEB Oro
2012-13	Weber Bahia Estudiantes	Argentina	LNB-Liga A
	Quesos Cerrato de Palencia	Spain (Tier-2)	LEB Oro
2013-14	Melilla Baloncesto	Spain (Tier-2)	LEB Oro
2015-16	Quilmes Mar del Plata	Argentina	LNB-Liga A
	Union de Santa Fe	Argentina (T2)	TNA
2018-19	Ostioneros de Guaymas	Mexico	CIBACOPA

CLEANTHONY EARLY (2012-14)

2014-15	New York Knicks	New York, NY	NBA
	Westchester Knicks	Westchester, NY	G-League
2015-16	New York Knicks	New York, NY	NBA
	Westchester Knicks	Westchester, NY	G-League
2016-17	Santa Cruz Warriors	Santa Cruz, CA	G-League
2017-18	Santa Cruz Warriors	Santa Cruz, CA	G-League
	Rio Grande Valley Vipers	Hidalgo, Texas	G-League
2018-19	Enriqueillo	Dominican Rep.	Dominican LNB
	Tokyo Hachioji	Japan	B.League (2nd Division)
2019-20	Caneros Del Este	Dominican Rep.	Dominican LNB
	Atomeromu SE Paks	Hungary	A Division
	Al Ahli Jeddah	Saudi Arabia	SBL
2020-21	Sharks Antibes	France	ProB
	Ohod Medina	Saudi Arabia	SBL

2021-22	Parque Hostos	Dominican Rep.	Dominican LNB
	N. Taipei CTBC	Taiwan	T1 League
2022-23	Kazma	Kuwait	D1

AARON ELLIS (2007-11)

2013-14	Schwenningen	Germany	Regionalliga SW
2014-15	FC Kaiserslautern	Germany	Regionalliga SW
2015-16	FC Kaiserslautern	Germany	Regionalliga SW
2016-17	Speyer	Germany	Regionalliga SW
2017-18	FC Kaiserslautern	Germany	Regionalliga SW
2018-19	FC Kaiserslautern	Germany	Regionalliga SW
2019-20	FC Kaiserslautern	Germany	Regionalliga SW
2020-21	FC Kaiserslautern	Germany	Regionalliga SW
2021-22	FC Kaiserslautern	Germany	Regionalliga SW

ANTON GRADY (2015-16)

2016-17	Plymouth Raiders	United Kingdom	BBL
2018-19	Caceres Basket	Spain	LEB Gold
	Fojinir	Iceland	Icelandic D1
	Stade-Nabeulien	Tunisia	Tunisian D1
2019-20	Etoile Sportive Rades	Tunisia	Nationale A

MANTAS GRISKENAS (2007-09)

2009-10	Meresta Pakruojis	Lithuania	NKL
2010-11	Sodertalje Kings	Sweden	Basketligan
2011-12	Sodertalje Kings	Sweden	Basketligan
2012-13	CSU Atlas Sibiu	Romania	Division A
2013-14	Sodertalje Kings	Sweden	Basketligan/Eurochallenge
2015-16	KFUM Nassjo Basket	Sweden	Basketligan
2016-17	KFUM Nassjo Basket	Sweden	Basketligan
2017-18	KFUM Nassjo Basket	Sweden	Basketligan
2018-19	Wetterbygden	Sweden	Basketligan

CARL HALL (2011-13)

2013-14	Hyogo Storks	Japan	NBL of Japan
2014-15	Shinsu Brave Warriors	Japan	BJ-League
	Yokohama B-Corsairs	Japan	BJ-League
2015-16	Yokohama B-Corsairs	Japan	BJ-League
2016-17	Tokyo HT	Japan	BJ-League
	Niagara River Lions	Ontario, Canada	NBL Canada
2017	Soles SD	Dominican Rep.	Dominican LNB
2017-18	Niagara River Lions	Ontario, Canada	NBL Canada
	Seoul Samsung Thunder	South Korea	KBL
	Island Storm	PE Island, Canada	CIBACOPA
2018	Nauticos of Mazatlan	Mexico	CIBACOPA
2018-19	Laguneros	Mexico	LMPB
2019	Venados de Mazatlan	Mexico	CIBACOPA
2019-20	Halifax Hurricane	Canada	NBL Canada
2020	Venados de Mazatlan	Mexico	CIBACOPA

DAVID KYLES (2008-12)

2012-13	Astrum Levicé	Czech Republic	NBL
	BK Levicki Patrioti	Slovakia	Slovak Extraliga
	BK Inter Bratislava	Slovakia	Slovak Extraliga
2013-14	Turi Svitavy	Czech Republic	NBL
	Panelefsiniakos B.C.	Greece	Greek A1
2014-15	AEK Athens	Greece	Greek A1
	Michelin Etha Engomis	Cyprus	Cypriot 1st Division
2015-16	Rustavi	Rep. of Georgia	Georgian Superliga

CHADRACK LUFILÉ (2012-14)

2014-15	Sioux Falls Sky Force	Sioux Falls, S.D.	G-League
2016-17	Cape Breton Highlanders	Novascotia, Canada	NBL Canada
2017	Verve	Malaysia	Malaysian MPL

GAL MEKEL (2006-08)

2007-08	Maccabi Tel Aviv	Israel	Israeli Premier
2008-09	Hapoel Gilboa Galil	Israel	Israeli Premier
2009-10	Maccabi Tel Aviv	Israel	Israeli Premier
	Hapoel Gilboa Galil	Israel	Israeli Premier
2010-11	Hapoel Gilboa Galil	Israel	Israeli Premier/EuroLeague
2011-12	De'Longhi Treviso	Italy	Italia Lega-A
2012-13	Maccabi Haifa	Israel	Israeli Premier
2013-14	Dallas Mavericks	Dallas, Texas	NBA
	Texas Legends	Frisco, Texas	G-League
2014-15	Dallas Mavericks	Dallas, Texas	NBA Preseason
	New Orleans Pelicans	New Orleans, La.	NBA
2015-16	BC Nizhny Novgorod	Russia	EuroLeague/VTB United
	Maccabi Tel Aviv	Israel	Israeli Premier
	Crvena zvezda	Serbia	Adriatic/ Eurocup
2016-17	Maccabi Tel Aviv	Israel	Israeli Premier/Euro League
2017-18	Gran Canaria	Spain	ACB / Eurocup
2018-19	Zenit Sankt Petersburg	Russia	VTB United / Eurocup
2019-20	Grissin Bon Reggio Emilia	Italy	Serie A
	Unicaja Malaga	Spain	Liga ACB / Eurocup
2020-21	Unicaja Malaga	Spain	Liga ACB / Eurocup
2021-22	Morabanc Andorra	Spain	Liga ACB / Eurocup
2017-18	Puerto Montt	Chile	Chile-Liga Nacional
2018-19	St. John's Edge	Canada	NBL Canada
	Halifax Hurricanes	Canada	NBL Canada
	Guelph Nighthawks	Canada	CEBL Canada
2019-20	Estudiantes Concordia	Argentina	La Liga
2021-22	Miercurea Ciuc	Romania	Liga Nationala
	DUC Dakar	Senegal	D1/Africa League

SHAQUILLE MORRIS (2013-18)

2018-19	San-en NeoPhoenix	Japan	B.2 League
	Kyoto Hannaryz	Japan	B.1 League
2019-20	Tokyo HT	Japan	B.3 League

TOURE' MURRY (2008-12)

2012-13	Rio Grande Valley Vipers	Hidalgo, Texas	G-League
2013-14	Erie Bayhawks	Erie, Penn.	G-League
	New York Knicks	New York, N.Y.	NBA
2014-15	Utah Jazz	Salt Lake City	NBA Preseason
	Idaho Stampede	Boise, Idaho	G-League
	Utah Jazz	Salt Lake City	NBA
	Rio Grande Valley Vipers	Hidalgo, Texas	G-League
	Washington Wizards	Washington D.C.	NBA
2015-16	Washington Wizards	Washington, D.C.	NBA Preseason
	Texas Legends	Frisco, Texas	G-League
	Sioux Falls SkyForce	Sioux Falls, S.D.	G-League
2016-17	Minnesota Timberwolves	Minneapolis, MN	NBA Preseason
	Yesligiresun Belediyje	Turkey	Turkish BSL
2017-18	Ratiopharm	Germany	BBL
	HKK Zrinjski-HT-Mostar	Bosnia	Bosnia-Division I
2018-19	UCC Assigeco Piacenza	Italy	Serie A2
2019-20	Sport Lisboa Benfica	Portugal	LPB/ Europe Cup/ Champions Lg
2020-21	BC Lulea	Sweden	Basketligan
	Al Qadsia	Kuwait	Kuwaiti D1
2021-22	Ternopil-TNEU	Ukraine	Superleague
	Astros de Jalisco	Mexico	LNPB

EHIMEN ORUKPE (2010-13)

2013-14	Univ. Catolica de Murcia	Spain	ACB
2014-15	Penas Huesca	Spain (Tier-2)	LEB Oro
	C.B. Tarragona	Spain (Tier-3)	LEB Plata
2015-16	Uhud Medina	Saudi Arabia	Saudi Premier
	Jolly JBS	Croatia	Croatia A1

BEN SMITH (2010-12)

2013-14	London Lions	Great Britain	British League
---------	--------------	---------------	----------------

GARRETT STUTZ (2008-12)

2012-13	Anyang KGC	South Korea	KBL
	Maine Red Claws	Portland, Maine	D-League
2013-14	Energa Czarni Slupsk	Poland	PLK
2014-15	CEZ Nymburk	Czech Republic	Czech NBL
2015-16	Tsmokki-Minsk	Belarus	VTB United/ Europe Cup
2016-17	Divina Seguros Joventut	Spain	ACB League
2017-18	Shimane SM	Japan	B.1 League
2018-19	Toyotsu FE	Japan	B.2 League
2019-20	Gumma	Japan	B.2 League
2020-21	Osaka Evessa	Japan	B.1 League
2021-22	Saga Balloons	Japan	B.2 League
2022-23	Hiroshima D.	Japan	B.1 League

PHILLIP THOMASSON (2005-08)

2008-09	Alaior Opel Coinga Jovent	Spain	LEB Bronze
---------	---------------------------	-------	------------

TOM "BUSH" WAMUKOTA (2014-16)

2016-17	Kyrenia	Cyprus	TRNC
2017-18	Eko Kings	Nigeria	Nigera-CBL
	Aguilas Doradas de Durango	Mexico	CIBACOPA
2018-19	Maghreb de Fes	Morocco	Morocco-D1
2019-20	U.S. Monastir	Tunisia	Nationale A
2020-21	Patriots Basketball Club	Rwanda	Rwanda-D1
2021-22	Cobra Sports Club	South Sudan	D1/Africa League

PAN-EUROPEAN BASKETBALL LEAGUES

EuroLeague:
Tier 1 -- EuroLeague; Tier 2 -- EuroCup
FIBA Europe:
Tier 1 -- Champions League; Tier 2 -- Europe Cup

OTHER REGIONAL LEAGUES / COMPETITIONS

Adriatic League -- Best finishers from national leagues in Serbia (Top-4), Croatia (3), Slovenia (2), Montenegro (2), Macedonia (2), Bosnia & Herzegovina (1).

VTB United League -- Russia/ Northern & Eastern Europe



INTERNATIONAL SHOCKERS

SHOCKERS ON U.S.A. BASKETBALL ROSTERS

The following is a list of former Shockers who have -- at some point in their careers -- represented the United States in an Olympic Festival or major international competition. Names on this list were gathered from U.S.A. Basketball's all-time roster. If you know of any additional players who should be included on this list, please contact WSU Media Relations. A # before year indicates that player/coach was active at WSU or was an incoming freshman or transfer at the time of the competition.

FRANCIS JOHNSON

1936	Olympic Games	Berlin, Germany	5-0, Gold
------	---------------	-----------------	-----------

JACK RAGLAND

1936	Olympic Games	Berlin, Germany	5-0, Gold
------	---------------	-----------------	-----------

JAMIE ARNOLD

#1994	U.S. Olympic Festival (North Team)	St. Louis, Mo.	1-3, 4th
-------	------------------------------------	----------------	----------

RON BAKER

#2015	Pan American Games	Toronto, Canada	3-2, Bronze
-------	--------------------	-----------------	-------------

ANTOINE CARR

#1979	U.S. Olympic Festival (Midwest Team)	Colorado Springs	0-4, 4th
#1982	World's Fair Tournament^	Knoxville, Tenn.	2-1, Silver
	FIBA World Championships***	Colombia	7-2, Silver
1984	U.S. Olympic Team Tryout	Bloomington, Ind.	

GREG DREILING*

#1981	U.S. Olympic Festival (Midwest Team)	Syracuse, N.Y.	1-3, Bronze
#1982	U.S. Olympic Festival (North Team)	Indianapolis, Ind.	
1985	World University Games	Kobe, Japan	Silver

CONNOR FRANKAMP

2010	Developmental Mini Camp	Colorado Springs	
2011	Developmental Mini Camp	Colorado Springs	
	U16 FIBA Americas	Mexico	5-0, Gold
2012	Developmental Mini Camp	Colorado Springs	
	U17 FIBA World Championships	Lithuania	8-0, Gold

AUBREY SHERROD

#1982	Seoul Invitational	South Korea	7-0, Gold
	R. William Jones Cup	Taipei, Taiwan	** 8-0, Gold
#1983	U.S. Select Team Tour	S. Korea/Malaysia	12-0, N/A
#1984	U.S. Olympic Team Tryout	Bloomington, Ind.	

FRED VANVLEET

#2015	Pan American Games Tryout	Colorado Springs, Colo.	
-------	---------------------------	-------------------------	--

ROBERT WILSON

#1972	U.S. Olympic Team Tryout	Colorado Springs, Colo.	
-------	--------------------------	-------------------------	--

* - Dreiling played the 1981-82 season at WSU before transferring to Kansas.

** - Sherrod scored a team-high 27 points in the Gold Medal game to lead the U.S. to a 79-62 rout of Canada.

^ - Warmup for FIBA Worlds

*** - Carr ranked third on the team at 14.3 points over eight games.

NATIONAL TEAM COACHES w/ WSU TIES

- Indicates coach was active at WSU at the time of the competition

TAD BOYLE (USA, Assistant Coach)

2015	Pan American Games	Toronto, Canada	3-2, Bronze
------	--------------------	-----------------	-------------

WSU assistant from 2000-06

GENE JOHNSON (USA, Co-Head Coach)

1936	Olympic Games	Berlin, Germany	5-0, Gold
------	---------------	-----------------	-----------

WSU head coach from 1928-33

DOMINIC OKON (Nigeria, Assistant Coach)

#2012	Olympic Games	London, England	1-4, 10th
-------	---------------	-----------------	-----------

WSU Director of Basketball Operations, 2007-23

SHOCKERS ON FOREIGN NATIONAL TEAMS

Shockers who have, at some point in their careers, participated in major international competition as a member of a foreign country's junior or senior national team. If you know of any additional players who should be included on this list, please contact WSU Media Relations. A # before year indicates that player/coach was active at WSU or was an incoming freshman or transfer at the time.

JAMIE ARNOLD (Israel)

2007	EuroBasket (Qualifying)	Spain	2-4, 12th
------	-------------------------	-------	-----------

CALVIN BRUTON (Australia)

1986	FIBA World Championship	Spain	2-3, T-12th
------	-------------------------	-------	-------------

RAMON CLEMENTE (Puerto Rico)

2013	Marchand Continental Cup	Puerto Rico	4-0, Gold
	FIBA Americas	Venezuela	10-3, Silver
2014	FIBA CentroBasket	Mexico	Silver
	FIBA World Cup	Spain	1-4
2015	Pan American Games	Toronto, Canada	1-3, 6th
	Marchand Continental Cup	Puerto Rico	2-1, Silver
	FIBA Americas	Brazil	4-7, 5th
2016	FIBA World Olympic Qualifier	Serbia	2-2, 2nd

KADEEM COLEBY (Bahrain)

2006	U18 FIBA Americas	San Antonio, Texas	0-4, 7th
#2012	CentroBasket Championship	Puerto Rico	2-2, 5th
#2014	CBC Championship	British Virgin Islands	4-1, Gold
	CentroBasket	Mexico	1-3, 7th
2015	CBC Championship	British Virgin Islands	5-1, Silver

ZARKO DURISIC (Yugoslavia 1977-80, Slovenia 1992-97)

1977	U16 European Championship	France	5-2, Silver
1979	U18 FIBA World Championship	Brazil	5-3, 4th
1980	U18 European Championship	Yugoslavia	6-1, Silver
1992	European Olympic Qualifying	Slovenia	7-4, 5th
1993	European Championship	Germany	1-2, 14th
1995	European Championship	Greece	2-4, T-9th
1997	European Championship	Spain	1-4, 14th

JAIME ECHENIQUE (Colombia)

2021	2022 FIBA Americup Qualifiers		2-4, Qualified
2022	2022 FIBA Americup	Brazil	1-2, 9th/12

CLEVIN HANNAH (Senegal)

2016	FIBA Olympic Qualifier	Philippines	0-2
2017	FIBA AfroBasket	Tunisia	5-1, 3rd
2020	FIBA AfroBasket Qualifying	Rwanda	5-1, 1st in Group

CHADRACK LUFLE (Democratic Republic of Congo)

2017	FIBA AfroBasket	Sengal/Tunisia	2-2, Quarterfinals
2021	FIBA AfroBasket	Rwanda	1-2, 13th

GAL MEKEL (Israel)

2004	U16 European Championships	Greece	4-4, 11th
#2006	U18 European Championships	Greece	4-4, 11th
#2007	U20 European Championships	Slovenia	5-3, 6th
2008	U20 European Championships	Latvia	2-6, 10th
2009	EuroBasket	Poland	3-6, T-13th
2011	EuroBasket	Lithuania	7-6, T-13th
2015	EuroBasket	Germany	7-5, 10th
2017	EuroBasket	Israel	1-4, 21st
2018	World Cup Pre-Qualifying (1st Rd.)	Israel	2-2, Advanced
2020	FIBA EuroBasket Qualifiers		5-1, Advanced
2022	FIBA World Cup 2023 European Qualifiers		In Progress

RAUNO NURGER (Estonia)

2011	U18 European-B Championship	Bulgaria	4-4, 5th
2012	U20 European-A Championship	Slovenia	2-7, T-15th
2013	U20 European-A Championship	Bulgaria	3-6, 19th
2019	FIBA World Cup 2019 European Qualifiers		4-8, Eliminated
2021	FIBA EuroBasket 2022 Qualifiers		2-4, Qualified
2022	FIBA World Cup 2023 European Qualifiers		2nd Round

KENNY POHTO (Sweden)

2018	U16 European Championship (Div. B)	Sarajevo	4-4, 19th/24
#2021	U20 Nordic Cup	Estonia	3-1, 1st/4

ZORAN RADOVIC (Yugoslavia)

1979	U18 FIBA World Championship	Brazil	5-3, 4th
1982	FIBA World Championships	Colombia	7-2, Bronze
1985	European Championships	Germany	5-3, 7th
1986	FIBA World Championships	Spain	8-2, Bronze
1987	European Championships	Greece	5-3, Bronze
1988	European Olympic Qualifying	The Netherlands	8-1, 2nd
1989	European Championships	Yugoslavia	5-0, Gold

SASHA RADUNOVIC (Yugoslavia)

1981	U16 European Championship	Greece	4-3, 5th
1983	U18 FIBA World Championship	Spain	3-6, 8th

BOB TROGELE as "Ulrich Peters" (West Germany)

1983	European Championships	France	3-4, 8th
1984	Olympic Qualifying	France	5-4, 4th
	Olympics	Los Angeles	2-6, 8th
1985	European Championships	Germany	5-3, 5th

TOM BUSH WAMUKOTA (Kenya)

2019	FIBA AfroCan - Qualifiers		
2019	FIBA AfroCan	Mali	4-2, 2nd
2020	FIBA AfroBasket 2021 -- Preliminary Phase		
2021	FIBA AfroBasket 2021 -- Qualifiers		
2021	FIBA AfroBasket	Rwanda	2-2, Round of 16

INTERNATIONAL SHOCKERS (21)

Player	Years at WSU	Birthplace/Hometown
--------	--------------	---------------------

BAHAMAS

Kadeem Coleby	2013-14	Nassau
---------------	---------	--------

BELGIUM

Duke Tshomba	2000-02	Brussels
--------------	---------	----------

CANADA

Yanis Bamba	2023-Pr.	Laval, Quebec
Brett Burley	2007-08	Victoria, BC
Chadrack Lufle	2012-14	Burlington, Ontario
Nick Wiggins	2012-14	Toronto, Ontario

COLOMBIA

Jaime Echenique	2018-20	Barranquilla
-----------------	---------	--------------

DENMARK

Asbjorn Miltgaard	2017-20	Helsingor
-------------------	---------	-----------

ESTONIA

Rauno Nurger	2014-18	Keila
--------------	---------	-------

FRANCE

Josaphat Bilau	2019-21	La Roche-sur-Yon
----------------	---------	------------------

GERMANY

Aaron Ellis^	2007-11	Landstahl
Bob Trogele	1975-79	Augsburg

ISRAEL

Gal Mekel	2006-08	Petah Tikva
-----------	---------	-------------

KENYA

Tom "Bush" Wamukota	2014-16	Bungoma
---------------------	---------	---------

LITHUANIA

Mantas Skerlenas	2007-09	Rokiskis
------------------	---------	----------

THE NETHERLANDS

Mahmoud Martina	1998-00	Sittard
Bart Westgeest	1998-99	Wassenaar

NIGERIA

Joy Ighovodja	2023-Pr.	Abeokuta
Ehimen Orukpe	2010-13	Lagos

SERBIA

Zoran Radovic	1980-81	Belgrade*
---------------	---------	-----------

SLOVENIA

Zarko Durisic	1980-84	Podgorica**
Sasha Radunovic	1985-89	Podgorica**


SWEDEN

Kenny Pohto	2021-Pr.	Stockholm
-------------	----------	-----------

* - Belgrade is a part of the former Yugoslavia

** - Podgorica (known as Titograd from 1946-92) is part of the former Yugoslavia.

^ - Born to a U.S. military family while stationed in Germany, Ellis maintained dual citizenship.






ALL-AMERICANS

SHOCKER ALL-AMERICANS



ROSS McBURNEY

1927*
Helms Foundation




CLEO LITTLETON

1954
3rd - Helms Foundation HM - Associated Press
1955
2nd - Helms Foundation
3rd - NABC, Dell Magazine, Look Magazine
HM - Associated Press




RON HELLER

1961
HM - Associated Press



DAVE STALLWORTH

1963
1st - Converse Yearbook 3rd - UPI HM - AP
1964*
1st - AP, NABC, USBWA, UPI, Converse, NEA
2nd - Sporting News
1965**
1st - USBWA, SN, Converse, NEA
2nd - AP, NABC, UPI




LYNBERT "CHEESE" JOHNSON

1978
HM -- Associated Press
1979
HM -- Associated Press



CLIFF LIVINGSTON

1981
HM - Associated Press
1982
3rd - Basketball Times, Basketball Weekly
HM - Associated Press



ANTOINE CARR

1981
HM - Associated Press
1982
2nd - Basketball Times HM - Associated Press
1983
1st - Sporting News 3rd - Associated Press, BB Weekly
4th - Basketball Times



XAVIER McDANIEL

1983
HM - Associated Press
1984
3rd - Basketball Times HM - Associated Press
1985*
1st - AP, USBWA, BB Weekly, BB Times, Wooden
2nd - UPI, BB Weekly 3rd - NABC



PAUL MILLER

2006
HM -- Associated Press



CLEANTHONY EARLY

2014**
2nd - NABC, USBWA, USA Today
3rd - Associated Press



FRED VANLEET

2014
3rd - NABC, Sporting News HM - Associated Press
2015
3rd - CBSSports.com HM - Associated Press
2016
HM - Associated Press



RON BAKER

2015
2nd - USA Today
HM - Associated Press



LANDRY SHAMET

2018
3rd -- USA Today
HM -- Associated Press



NATIONAL HONORS



CONSENSUS ALL-AMERICANS

1926-27	Ross McBurney	1st
1963-64	Dave Stallworth	1st
1964-65	Dave Stallworth	2nd
1984-85	Xavier McDaniel	1st
2013-14	Cleanthony Early	2nd

CONSENSUS NATIONAL COACH OF THE YEAR

2013-14	Gregg Marshall
---------	----------------



USBWA ALL-AMERICANS

1963-64	Dave Stallworth	1st
1964-65	Dave Stallworth	1st
1984-85	Xavier McDaniel	1st
2013-14	Cleanthony Early	2nd

HENRY IBA AWARD (USBWA Coach of the Year)

2013-14	Gregg Marshall
---------	----------------

USBWA ALL-DISTRICT

2005-06	Paul Miller
2011-12	Joe Ragland Garrett Stutz
2013-14	Cleanthony Early Fred VanVleet
2014-15	Ron Baker Fred VanVleet
2015-16	Ron Baker Fred VanVleet

USBWA DISTRICT COACH OF THE YEAR

2013-14	Gregg Marshall	District VI
---------	----------------	-------------

U.S. Basketball Writers Association All-District data unavailable prior to 2003-04. District VI is made up of schools from IA, MO, KS, OK, NE, ND, SD



ASSOCIATED PRESS ALL-AMERICANS

1953-54	Cleo Littleton	HM
1954-55	Cleo Littleton	HM
1960-61	Ron Heller	HM
1963-64	Dave Stallworth	1st
1964-65	Dave Stallworth	2nd
1977-78	Cheese Johnson	HM
1978-79	Cheese Johnson	HM
1980-81	Antoine Carr Cliff Levingston	HM HM
1981-82	Antoine Carr Cliff Levingston	HM HM
1982-83	Antoine Carr Xavier McDaniel	3rd HM
1983-84	Xavier McDaniel	HM
1984-85	Xavier McDaniel	1st
2005-06	Paul Miller	HM
2013-14	Cleanthony Early Fred VanVleet	3rd HM
2014-15	Ron Baker Fred VanVleet	HM HM
2015-16	Fred VanVleet	HM
2017-18	Landry Shamet	HM

AP NATIONAL COACH OF THE YEAR

2013-14	Gregg Marshall
---------	----------------



NABC ALL-AMERICANS

1963-64	Dave Stallworth	1st
1964-65	Dave Stallworth	2nd
1984-85	Xavier McDaniel	3rd
2013-14	Cleanthony Early Fred VanVleet	2nd 3rd

NABC NATIONAL COACH OF THE YEAR

2013-14	Gregg Marshall
---------	----------------

NABC ALL-STAR GAME (1963-pr.)

1964	Dave Stallworth	
1965	Dave Stallworth	
1967	Jamie Thompson	
2012	Garrett Stutz	East
2016	Ron Baker	West
	Fred VanVleet	West

NABC ALL-DISTRICT

1949-50	John Friedersdorf	1st
1952-53	Cleo Littleton	1st
1953-54	Cleo Littleton	1st
	Paul Sheer	1st
1954-55	Cleo Littleton	1st
	Jim Mc Nerney	1st
1955-56	Bob Hodgson	1st
1956-57	Joe Stevens	1st
1960-61	Ron Heller	2nd
	Gene Wiley	HM
1961-62	Gene Wiley	1st
	Lanny Van Eman	2nd
1962-63	Dave Stallworth	1st
1963-64	Dave Stallworth	1st
1964-65	Dave Stallworth	1st
	Kelly Pete	2nd
1965-66	Kelly Pete	1st
	Jamie Thompson	1st
1966-67	Jamie Thompson	2nd
1971-72	Ron Harris	3rd
1974-75	Robert Elmore	3rd
1975-76	Robert Elmore	3rd
1976-77	Robert Elmore	2nd
1977-78	Cheese Johnson	2nd
1978-79	Cheese Johnson	1st
1979-80	Antoine Carr	2nd
1980-81	Cliff Levingston Antoine Carr	1st 2nd
1983-84	Xavier McDaniel	1st
1984-85	Xavier McDaniel	1st
2009-10	Clevin Hannah	1st District 16
2010-11	J.T. Durlley	1st District 16
	Toure' Murry	2nd District 16
2011-12	Garrett Stutz	1st District 16
	Joe Ragland	2nd District 16
2012-13	Carl Hall	2nd District 16
	Cleanthony Early	2nd District 16
2013-14	Ron Baker	1st District 16
	Cleanthony Early	1st District 16
	Fred VanVleet	1st District 16
2014-15	Ron Baker	1st District 16
	Fred VanVleet	1st District 16
	Tekele Cotton	2nd District 16
2015-16	Ron Baker	1st District 16
	Fred VanVleet	1st District 16
2016-17	Markis McDuffie	1st District 16
	Landry Shamet	2nd District 16
2017-18	Shaquille Morris	1st District 25
	Landry Shamet	1st District 25
2018-19	Markis McDuffie	2nd District 25
2019-20	Jaime Echenique	2nd District 25
2020-21	Tyson Etienne	1st District 24
2021-22	Tyson Etienne	2nd District 25

NABC DISTRICT COACH OF THE YEAR

2011-12	Gregg Marshall	District 16
2012-13	Gregg Marshall	District 16
2013-14	Gregg Marshall	District 16
2015-16	Gregg Marshall	District 16
2020-21	Isaac Brown	District 24

NABC = National Association of Basketball Coaches... From 1950-2008, District were geographically-based, but were realigned in 2008-09 by conference affiliations. District 16 consisted of the 10 MVC schools. In 2017-18, WSU joined the AAC and moved to District 25

NABC GOLDEN ANNIVERSARY AWARD

Presented annually to an NABC member who has devoted 50+ years to basketball
1997 Ralph Miller



SPORTING NEWS ALL-AMERICANS

1963-64	Dave Stallworth	2nd
1964-65	Dave Stallworth	1st
1982-83	Antoine Carr	1st
	Aubrey Sherrod	HM
2013-14	Fred VanVleet	3rd

NATIONAL COACH OF THE YEAR

2013-14	Gregg Marshall
---------	----------------



BOB COUSY AWARD (Point Guard of the Year, est. 2000)

2013-14	Fred VanVleet	Finalist
2014-15	Fred VanVleet	Finalist

JERRY WEST AWARD (Shooting Guard of the Year, est. 2015)

2014-15	Ron Baker	Finalist
---------	-----------	----------

OTHERS

NAISMITH COACH OF THE YEAR (Atlanta Tipoff Club)

2013-14	Gregg Marshall
---------	----------------

ADOLPH RUPP TROPHY (Commonwealth Athletic Club of Kentucky)

2013-14	Gregg Marshall
---------	----------------

LEFTY DRIESELL DEFENSIVE ALL-AMERICANS (CollegeInsider, est. 2010)

2013-14	Tekele Cotton
2014-15	Tekele Cotton

LUTE OLSON ALL-AMERICANS (College Insider)

2013-14	Ron Baker Cleanthony Early
2014-15	Ron Baker Fred VanVleet

SENIOR CLASS AWARD ALL-AMERICAN

2015-16	Fred VanVleet	2nd Team
---------	---------------	----------

WOODEN AWARD ALL-AMERICANS (est. 1977)

1984-85	Xavier McDaniel	
2013-14	Cleanthony Early	
2014-15	Ron Baker	2nd Team

COLLEGE SLAM DUNK & 3-POINT CHAMPIONSHIPS (est. 1989)

2012	David Kyles	Dunk Contest	1st Round
2014	Cleanthony Early	Dunk Contest	1st Round
2015	Tekele Cotton	Dunk Contest	1st Round
2018	Conner Frankamp	3-Point Cont	Semifinals

PIZZA HUT BASKETBALL CLASSIC (1973-82)

Annual all-star game in Las Vegas featured the nation's most-outstanding seniors, chosen by a panel of college basketball coaches and writers.

1972	Terry Benton	West
1977	Robert Elmore	West

SETH DAVIS ALL-GLUE TEAM (SI/The Athletic; est. 2000)

2012	Toure' Murry
2014	Tekele Cotton
2015	Tekele Cotton
2018	Rashard Kelly



AMERICAN ATHLETIC CONFERENCE



LANDRY SHAMET
1st Team (2018)



SHAQUILLE MORRIS
1st Team (2018)



MARKIS McDUFFIE
2nd Team (2019)



JAIME ECHENIQUE
2nd Team (2020)



TYSON ETIENNE
1st Team, Co-POY (2021)



ALTERIQUE GILBERT
3rd Team (2021)



TYSON ETIENNE
3rd Team (2022)



DEXTER DENNIS
Defensive POY (2022)



RICKY COUNCIL IV
Sixth Man of the Year (2022)



CRAIG PORTER JR.
3rd Team (2023)

PLAYER OF THE YEAR

Season	Player	Cl.	Team
2020-21	Tyson Etienne*	So	

* = co-player of the year w/ Houston's Quentin Grimes

COACH OF THE YEAR

Season	Player	Cl.	Team
2020-21	Isaac Brown	1st Season at WSU, 1st Overall	

* = unanimous choice

DEFENSIVE PLAYER OF THE YEAR

Season	Player	Cl.	Team
2021-22	Dexter Dennis	Jr. ^	

SIXTH MAN OF THE YEAR

Season	Player	Cl.	Team
2021-22	Ricky Council IV	Fr. ^	

ALL-CONFERENCE

Season	Player	Cl.	Team
2017-18	Landry Shamet*	Jr	1st
	Shaquille Morris	Sr	1st
2018-19	Markis McDuffie	Sr	2nd
2019-20	Jaime Echenique	Sr	2nd
2020-21	Tyson Etienne*	So	1st
	Alterique Gilbert	Sr	3rd
2021-22	Tyson Etienne	So ^	3rd
2022-23	Craig Porter Jr.	Sr	3rd

* = unanimous choice

ALL-FRESHMAN TEAM

Season	Player	Cl.	Team
2018-19	Dexter Dennis	Fr	
2020-21	Ricky Council IV	Fr	

PLAYER OF THE WEEK

Season	Player	Cl.	Team
2017-18	Landry Shamet	So	Dec. 11
	Shaquille Morris	Sr	Feb. 19
2018-19	Markis McDuffie	Sr	Nov. 12
	Markis McDuffie	Sr	Feb. 4
2019-20	Erik Stevenson	So	Dec. 2
	Erik Stevenson	So	Dec. 16
2020-21	Tyson Etienne	So	Dec. 28
	Morris Udeze	Jr	Jan. 18
	Tyson Etienne	So	Feb. 1
	Tyson Etienne	So	Feb. 22
	Dexter Dennis	Jr	Mar. 8

FRESHMAN OF THE WEEK

Season	Player	Cl.	Team
2018-19	Jamarius Burton	Fr	Feb. 4
	Dexter Dennis	Fr	Feb. 25
	Jamarius Burton	Fr	Mar. 4
2019-20	Tyson Etienne	Fr	Dec. 9
	Grant Sherfield	Fr	Dec. 30
2020-21	Ricky Council IV	Fr	Jan. 11
2021-22	Kenny Pohto	Fr	Nov. 29
	Kenny Pohto	Fr	Dec. 27

WEEKLY HONOR ROLL

Season	Player	Cl.	Team
2017-18	Darral Willis Jr.	Sr	Nov. 13
	Landry Shamet	So	Nov. 27
	Conner Frankamp	Sr	Dec. 4
	Landry Shamet (2)	So	Dec. 26
	Landry Shamet (3)	So	Jan. 2
	Shaquille Morris	Sr	Jan. 8
	Landry Shamet (4)	So	Jan. 15
	Shaquille Morris (2)	Sr	Jan. 29
	Landry Shamet (5)	So	Feb. 12
	Shaquille Morris (3)	Sr	Feb. 26
	Shaquille Morris (4)	Sr	Mar. 5
2018-19	Markis McDuffie	Sr	Nov. 19
	Samajae Haynes-Jones	Sr	Dec. 3
	Jaime Echenique	Jr	Dec. 17
	Markis McDuffie (2)	Sr	Jan. 21

	Markis McDuffie (3)	Sr	Feb. 11
	Samajae Haynes-Jones(2)	Sr	Mar. 4
	Markis McDuffie (4)	Sr	Mar. 11
2019-20	Dexter Dennis	So	Nov. 11
	Jamarius Burton	So	Nov. 18
	Erik Stevenson	So	Dec. 2
	Jamarius Burton (2)	So	Dec. 9
	Jaime Echenique	Sr	Dec. 23
	Dexter Dennis (2)	So	Jan. 27
	Dexter Dennis (3)	So	Feb. 17
	Dexter Dennis (4)	So	Mar. 2
2020-21	Tyson Etienne	So	Dec. 7
	Tyson Etienne (2)	So	Dec. 14
	Ricky Council	Fr	Dec. 21
	Tyson Etienne (3)	So	Jan. 4
	Tyson Etienne (4)	So	Jan. 11
	Tyson Etienne (5)	So	Feb. 8
2021-22	Alterique Gilbert	Sr	Feb. 15
	Tyson Etienne	So ^	Nov. 22
	Tyson Etienne (2)	So ^	Nov. 29
	Morris Udeze	Jr ^	Dec. 6
	Morris Udeze (2)	Jr ^	Dec. 13
	Tyson Etienne (3)	So ^	Dec. 27
	Ricky Council IV	Fr ^	Jan. 31
	Ricky Council IV (2)	Fr ^	Feb. 7
	Craig Porter Jr.	Jr ^	Feb. 14
	Ricky Council IV (3)	Fr ^	Feb. 21
	Tyson Etienne (3)	So ^	Mar. 7
2022-23	Craig Porter Jr.	Sr	Nov. 28
	Jaykwon Walton	Jr	Dec. 12
	Jaykwon Walton (2)	Jr	Jan. 16
	Jaykwon Walton (3)	Jr	Jan. 23
	Craig Porter Jr. (2)	Sr	Jan. 30
	James Rojas	Sr	Feb. 6
	Craig Porter Jr. (3)	Sr	Feb. 13
	Jaykwon Walton (4)	Jr	Feb. 20
	Craig Porter Jr. (4)	Sr	Feb. 27
	Craig Porter Jr. (5)	Sr	Mar. 6

ALL-TOURNAMENT TEAM

Season	Player	Cl.	Team
2018	Landry Shamet	So	
2019	Markis McDuffie	Sr	

PRESEASON ALL-CONFERENCE

Season	Player	Cl.	Team
2017-18	Landry Shamet	So	1st
2018-19	Markis McDuffie	Sr	2nd
2021-22	Tyson Etienne	So	1st

PRESEASON COACHES POLLS

Season	Prediction (Actual Finish)	Pts (1st Place)	Cl.
2017-18	2nd Place (1-2nd)	115	(5)
2018-19	8th Place (6th)	60	(0)
2019-20	4th Place (4th)	88	(0)
2020-21	7th Place (1st)	44	(0)
2021-22	4th Place (7th)	76	(0)
2022-23	8th Place (6th)	35	(0)



CONFERENCE HONORS



ALL-MISSOURI VALLEY (1946-2017)

Season	Player	Cl.	Team
1945-46	Harold Beal	Jr	2nd
1946-47	Harold Beal	Sr	2nd
	Jim Nebergall	So	HM
1947-48	Bob Monty	So	HM
	Rex McMurray	Fr	HM
	Elvin Vaughn	Sr	HM
1948-49	Rex McMurray	So	2nd
1949-50	John Friedersdorf	So	HM
	Rex McMurray	Jr	HM
	Don Toews	Sr	HM
1950-51	John Friedersdorf	Jr	2nd
	Cot Friesen	Sr	HM
	Jimmy Nutter	Sr	HM
1951-52	Cleo Littleton	Fr	1st
	John Friedersdorf	Sr	HM
1952-53	Cleo Littleton	So	1st
	Jim Mc Nerney	So	HM
	Paul Scheer	Jr	HM
	Gary Thompson	Jr	HM
1953-54	Cleo Littleton	Jr	1st
	Paul Scheer	Sr	2nd
	Bob Hodgson	So	HM
	Jim Mc Nerney	Jr	HM
1954-55	Cleo Littleton	Sr	1st
	Bob Hodgson	Jr	HM
	Verlyn Anderson	Sr	HM
	Don Laketa	Sr	HM
	Jim Mc Nerney	Sr	HM
1955-56	Bob Hodgson	Sr	2nd
	Joe Stevens	So	2nd
	Don Woodworth	So	HM
	Leo Carney	Sr	HM
1956-57	Joe Stevens	Jr	1st
	Everett Wessel	So	HM
	Don Woodworth	Jr	HM
1957-58	Joe Stevens	Sr	2nd
1958-59	Al Tate	Jr	2nd
1959-60	Ron Heller	Jr	2nd
1960-61	Ron Heller	Sr	1st
	Lanny Van Eman	Sr	1st
	Gene Wiley	Jr	1st
1961-62	Gene Wiley	Sr	1st
1962-63	Dave Stallworth	So	1st
1963-64	Dave Stallworth	Jr	1st
	Nate Bowman	Jr	2nd
1964-65	Dave Stallworth	Sr	1st
	Kelly Pete	Jr	1st
	Dave Stallworth	Sr	1st
1965-66	Warren Armstrong	So	1st
	Jamie Thompson	Jr	1st
1966-67	Warren Armstrong	Jr	1st
	Jamie Thompson	Sr	1st
1967-68	Warren Armstrong	Sr	1st
1968-69	Greg Carney	Jr	1st
1969-70	Greg Carney	Sr	1st
1970-71	Terry Benton	Jr	1st
1971-72	Terry Benton	Sr	1st
	Ron Harris	Sr	HM
	Vince Smith	Jr	HM
1972-73	Rich Morsden	Jr	1st
	Bob Wilson	Jr	1st
	Cal Bruton	So	HM
1974-75	Robert Elmore	So	1st
1975-76	Robert Elmore	Jr	1st
	Cal Bruton	Sr	2nd
	Robert Gray	Sr	2nd
1976-77	Robert Elmore	Sr	1st
	Cheese Johnson	So	1st
	Charlie Brent	Jr	2nd
1977-78	Cheese Johnson	Jr	2nd
1978-79	Cheese Johnson	Sr	1st
1979-80	Antoine Carr	Fr	2nd
	Cliff Levington	Fr	2nd
1980-81	Cliff Levington	So	1st
	Antoine Carr	So	2nd
1981-82	Antoine Carr	Jr	1st
	Cliff Levington	Jr	1st
1982-83	Antoine Carr	Sr	1st
	Xavier McDaniel	So	1st
	Aubrey Sherrod	So	2nd
1983-84	Xavier McDaniel	Jr	1st
	Aubrey Sherrod	Jr	2nd
1984-85	Xavier McDaniel	Sr	1st
	Aubrey Sherrod	Sr	2nd
1986-87	Henry Carr	Sr	2nd

1987-88	Sasha Radunovich	Jr	1st
	Lew Hill	Sr	2nd
1988-89	Steve Grayer	Sr	1st
	Dwight Praylow	Sr	2nd
1989-90	John Cooper	Jr	2nd
1990-91	Paul Guffrovich	Sr	2nd
1993-94	Ryan Herts	So	HM
1994-95	LD Swanson	Sr	HM
1995-96	Larris Callis	Sr	2nd
1997-98	Jason Perez	So	HM
1998-99	Jason Perez	Jr	2nd
	Maurice Evans	So	2nd
1999-00	Jason Perez	Sr	1st
2001-02	Randy Burns	Fr	HM
	Terrell Benton	Sr	HM
2002-03	Jamar Howard	So	1st
	Randy Burns	So	HM
	Aaron Hogg	Sr	HM
2003-04	Jamar Howard	Jr	1st
	Randy Burns	Jr	2nd
	Fridge Holman	Sr	HM
2004-05	Jamar Howard	Sr	2nd
	Randy Burns	Sr	2nd
	Paul Miller	Jr	HM
2005-06	Paul Miller	Sr	1st
	PJ Cousinard	So	HM
	Kyle Wilson	Jr	HM
2006-07	PJ Cousinard	Jr	HM
	Kyle Wilson	Sr	HM
2009-10	Clevin Hannah	Sr	1st
	Toure Murry	So	HM
2010-11	JT Durlay	Sr	1st
	Toure Murry	Jr	2nd
2011-12	Garrett Stutz	Sr	1st
	Joe Ragland	Sr	1st
	Toure Murry	Sr	HM
2012-13	Cleathony Early	Jr	1st
	Carl Hall	Sr	2nd
	Malcolm Armstead	Sr	HM
2013-14	Ron Baker	So	1st
	Cleathony Early	Sr	1st
	Fred VanVleet	So	1st
	Tekele Cotton	Jr	2nd
2014-15	Ron Baker	Jr	1st
	Fred VanVleet	Jr	1st
	Tekele Cotton	Sr	2nd
	Darius Carter	Sr	HM
2015-16	Ron Baker	Sr	1st
	Fred VanVleet	Sr	1st
2016-17	Markis McDuffie	So	1st
	Landry Shamet	R-Fr	1st
	Conner Frankamp	Jr	3rd
	Shaquille Morris	Jr	3rd

4-Time All-MVC

*Cleo Littleton..... 1952 (1st), 1953 (1st), 1954 (1st), 1955 (1st)
 Antoine Carr..... 1980 (2nd), 1981 (2nd), 1982 (1st), 1983 (1st)

3-Time All-MVC

*Ron Baker.....2014 (1st), 2015 (1st), 2016 (1st)
 *Fred VanVleet.....2014 (1st), 2015 (1st), 2016 (1st)
 Jamar Howard.....2003 (1st), 2004 (1st), 2005 (2nd)
 *Xavier McDaniel.....1983 (1st), 1984 (1st), 1985 (1st)
 Aubrey Sherrod.....1983 (2nd), 1984 (2nd), 1985 (2nd)
 Cliff Levington.....1980 (2nd), 1981 (1st), 1982 (1st)
 Cheese Johnson.....1977 (1st), 1978 (2nd), 1979 (1st)
 *Robert Elmore.....1975 (1st), 1976 (1st), 1977 (1st)
 *Warren Armstrong.....1966 (1st), 1967 (1st), 1968 (1st)
 *Dave Stallworth.....1963 (1st), 1964 (1st), 1965 (1st)
 Joe Stevens.....1956 (2nd), 1957 (1st), 1958 (2nd)

* 7 Shockers made 1st Team in 3+ seasons

MVC PLAYER OF THE YEAR

1982-83	Antoine Carr	Sr.
1983-84	Xavier McDaniel	Jr.
1984-85	Xavier McDaniel	Sr.
2005-06	Paul Miller	Sr.
2013-14	Fred VanVleet	So.
2015-16	Fred VanVleet	Sr.

MVC COACH OF THE YEAR

1953-54	Ralph Miller	3rd year
1964-65	Gary Thompson	1st year
1986-87	Eddie Fogler	1st year
2005-06	Mark Turgeon	6th year
2011-12	Gregg Marshall	5th year
2012-13	Gregg Marshall	6th year
2013-14	Gregg Marshall	7th year

MVC FRESHMAN OF THE YEAR

1986-87	Joe Griffin	Fr.
1996-97	Jason Perez	Fr.
2001-02	Randy Burns	Fr.
2015-16	Markis McDuffie	Fr.
2016-17	Landry Shamet	R-Fr.

MVC NEWCOMER OF THE YEAR

1974-75	Robert Elmore	So.
1975-76	Cheese Johnson	Fr.
2002-03	Aaron Hogg	Jr.
2011-12	Carl Hall	Jr.
2012-13	Cleathony Early	Jr.

MVC DEFENSIVE PLAYER OF THE YEAR

1988-89	Dwayne Praylow	Sr.
2002-03	Jamar Howard	So.
2013-14	Tekele Cotton	Jr.
2014-15	Tekele Cotton	Sr.

MVC SIXTH MAN OF THE YEAR

2002-03	Aaron Hogg (Jr.)	Jr.
2010-11	Ben Smith (Jr.)	Jr.

MVC ALL-FRESHMAN TEAM (est. 1986)

2001-02	Randy Burns	Fr.
	Jamar Howard	Fr.
2002-03	Paul Miller	R-Fr.
2004-05	Sean Ogirri	Fr.
2007-08	J.T. Durlay	R-Fr.
2008-09	Toure' Murry	Fr.
2014-15	Shaquille Morris	R-Fr.
2015-16	Markis McDuffie	Fr.
2016-17	Landry Shamet	R-Fr.

MVC ALL-NEWCOMER TEAM (est. 1986)

1986-87	Joe Griffin	Fr.
1989-90	Gaylon Nickerson	Fr.
1990-91	Robert George	Jr.
1991-92	John Smith	Fr.
1992-93	Chad Elstun	Fr.
1993-94	Jamie Arnold	Fr.
1996-97	Jason Perez	Fr.
1997-98	Terry Hankton	Jr.
2002-03	Maurice Evans	Fr.
2002-03	Aaron Hogg	Jr.
2004-05	Kyle Wilson	So. #
2005-06	Karon Bradley	Jr. #
2007-08	Ramon Clemente	Jr.
2008-09	Clevin Hannah	Fr.
2009-10	Toure' Murry	Jr. #
2011-12	Carl Hall	Jr.
2012-13	Cleathony Early	Jr.
	Malcolm Armstead	Sr. #
2013-14	Darius Carter	Jr.
2015-16	Anton Grady	Sr. ##
	Markis McDuffie	Fr.
2016-17	Landry Shamet	R-Fr.
	Daral Willis Jr.	Jr.

= Transfer from 4-year school ## = grad transfer

MVC MOST IMPROVED TEAM (est. 1995)

1994-95	LD Swanson	Sr.
	Terrance Flowers	
1999-00	Terrell Benton	
2001-02	Troy Mack	
2003-04	Rob Kampman	Jr.
2009-10	Graham Hatch	Jr.
	Garrett Stutz	So.
2010-11	David Kyles	Jr.
2011-12	Joe Ragland	Sr.
	Garrett Stutz	Sr.
2013-14	Fred VanVleet (Capt.)	So.
2014-15	Darius Carter	Sr.
	Evan Wessel	Jr.
2016-17	Conner Frankamp	Sr.

MVC ALL-BENCH TEAM

1999-00	Terrell Benton	
2002-03	Aaron Hogg (Captain)	Jr.
2003-04	Aaron Hogg	Sr.
2004-05	Kyle Wilson (Captain)	So.
2005-06	Ryan Martin	Jr.
2009-10	Gabe Blair	Jr.
	Garrett Stutz	So.

2010-11	Ben Smith (Captain)	Jr.
	Garrett Stutz	Jr.
2012-13	Nick Wiggins	Sr.
2013-14	Darius Carter	Jr.
2015-16	Anton Grady (Captain)	Sr.
	Markis McDuffie	Fr.
	Rashard Kelly	Jr.
	Rauno Nurger	Jr.

MVC ALL-DEFENSIVE TEAM (est. 1989)

1988-89	Dwayne Praylow	Sr.
1989-90	John Cooper	Jr.
1995-96	Larry Callis	Sr.
1996-97	Terry Hankton	Jr.
1997-98	Terry Hankton	Sr.
2001-02	Jamar Howard	Fr.
2002-03	Jamar Howard	So.
2003-04	Jamar Howard	Jr.
2004-05	Jamar Howard	Sr.
2005-06	PJ Cousinard	So.
2006-07	PJ Cousinard	Jr.
2007-08	PJ Cousinard	Sr.
2009-10	Toure Murry	So.
2011-12	Toure Murry	So.
	Ben Smith	Sr.
2013-14	Tekele Cotton	Jr.
	Fred VanVleet	So.
2014-15	Tekele Cotton	Sr.
	Fred VanVleet	Jr.
2015-16	Ron Baker	Sr.
	Fred VanVleet	Sr.
2016-17	Zach Brown	Jr.

MVC NEWCOMER OF WEEK (est. 2003-04)

2004-05	Kyle Wilson	J-3
2005-06	Karon Bradley	J-16
2006-07	Phil Thomasson	D-4
	Ramon Clemente	N-26
2008-09	Clevin Hannah (2x)	D-1, D-8
	Toure' Murry (2x)	J-26, F-4
	Carl Hall	D-5
2011-12	Cleathony Early (6x)	N-19,26, D-31, J-14,21, F-25
	Malcolm Armstead (2x)	J-21 & F-18
2013-14	Darius Carter (2x)	F-10, F-24
2015-16	Anton Grady	F-29
2016-17	Landry Shamet (2x)	J-8, F-26

MVC PLAYER OF THE WEEK


1974-75	Cal Bruton	F-5
1975-76	Cheese Johnson	F-4
1976-77	Robert Elmore	D-22
	Charles Brent	J-26
1978-79	Cheese Johnson	J-17
1983-84	Xavier McDaniel (2x)	J-16, F-13
1984-85	Xavier McDaniel (3x)	J-14, J-28, F-25
	Aubrey Sherrod	M-4
1985-86	Gus Santos (2x)	F-10, F-24
1986-87	Henry Carr	D-15
1987-88	Steve Grayer	J-18
1988-89	Dwight Praylow	D-19
	Dwayne Praylow	D-19
	Steve Grayer	J-9
1990-91	John Cooper	D-10
	Paul Guffrovich	J-14
1992-93	Chad Elstun	J-4
1996-97	Jason Perez	D-30
1998-99	Jason Perez	J-4
1999-00	Jason Perez (2x)	F-7, F-21
2001-02	Terrell Benton	J-14
2002-03	Aaron Hogg	F-24
2003-04	Rob Kampman	F-24
2004-05	Kyle Wilson	J-3
	Jamar Howard	J-31
2005-06	Paul Miller	F-6
2009-10	Clevin Hannah	D-21
2011-12	Joe Ragland	D-5
	Garrett Stutz	F-6
	Joe Ragland	F-13
2012-13	Carl Hall	D-3
2013-14	Ron Baker	D-2
	Cleathony Early (2x)	D-23, J-27
	Fred VanVleet	J-6
	Ron Baker	F-17
2014-15	Ron Baker (3x)	N-24, J-5, F-23
	Darius Carter	D-15
	Fred VanVleet	F-16
2015-16	Fred VanVleet (3x)	D-14, J-11, F-1
2016-17	Shaquille Morris	J-23
	Conner Frankamp	F-6
	Landry Shamet	F-26

* - Data from 1




ACADEMIC HONORS


ACADEMIC ALL-AMERICANS



Dave Leach
1965 3rd Team
Academic All-American



Jamie Thompson
1967 1st Team
Academic All-American



Ron Mendell
1968 (3rd Team), 1969 (1st Team)
Academic All-American,
NCAA Post-Graduate Scholar



Paul Guffrovich
1991 NCAA
Post-Graduate Scholar



Graham Hatch
2010 3rd Team
Academic All-American

NABC HONORS COURT

Since 2007; Upperclassmen w/ 3.20 cumulative GPA
+ one full calendar year at school



- 2007-08Matt Brauer, Phillip Thomasson
- 2009-10Graham Hatch
- 2011-12Ben Smith, Ehimen Orukpe
- 2016-17Zach Bush
- 2019-20Brycen Bush, Jaime Echenique, Asbjorn Midtgaard
- 2020-21Brycen Bush



POST-GRAD SCHOLARS

- 1988-89Paul Guffrovich
- 1989-90Paul Guffrovich
- 1990-91Paul Guffrovich
- 1991-92K.C. Hunt
- 1996-97Darin Miller
- 2009-10Graham Hatch
- 2010-11Graham Hatch



ACADEMIC ALL-DISTRICT

- 1988-89Paul Guffrovich
- 1989-90Paul Guffrovich
- 1990-91Paul Guffrovich
- 1991-92K.C. Hunt
- 1996-97Darin Miller
- 2009-10Graham Hatch
- 2010-11Graham Hatch

AMERICAN CONFERENCE ALL-ACADEMIC TEAM

Since 2018; Min. 3.00 GPA in preceding academic year.



- 2017-18Brett Barney, Brycen Bush, Jacob Herra, Rashard Kelly, Kaelen Malone
- 2018-19Jamarius Burton, Bryce Bush, Tate Busse, Eli Farrakhan, Asbjorn Midtgaard, Morris Udeze
- 2019-20Joseph Billau, Jamarius Burton, Brycen Bush, Tate Busse, Dexter Dennis, Jamie Echenique, Jacob Herra, Asbjorn Midtgaard, Grant Sherfield, Erik Stevenson, Morris Udeze, Trey Wade
- 2020-21Brycen Bush, Morris Udeze
- 2021-22Monzy Jackson, Chance Jenkins, Joe Pleasant, Kenny Pohto, Jalen Ricks
- 2022-23Quincy Ballard, Xavier Bell, Kenny Pohto, Colby Rogers



A.D. HONOR ROLL IN EVERY SEMESTER

- 1987-91Paul Guffrovich (8x qualifier)
- 1993-97Darin Miller (8x)
- 2000-04Matt Clark (8x)
- 2002-06Cameron Ledford (8x)
- 2017-21Brycen Bush (7x)

WICHITA STATE ATHLETIC DIRECTOR'S HONOR ROLL (3.0+ SEMESTER GPA)

Fall 1984
Jeff Perkins
Rodney Washington

Fall 1986
Gary Cundiff

Spring 1987
Lew Hill

Fall 1987
John Cooper
John Felter
Paul Guffrovich
Dwayne Praylow

Spring 1988
John Felter
Paul Guffrovich
Tom Kosich

Fall 1988
Darin Dugger
John Felter
Paul Guffrovich
Lance Kroll
Sasha Radunovich

Spring 1989
John Cooper
Darin Dugger
John Felter
Paul Guffrovich

Fall 1989
Darin Dugger
Kevin Clark
Paul Guffrovich
John Cooper
John Felter

Spring 1990
Darin Dugger
Paul Guffrovich
Kevin Clark
Claudius Johnson
John Felter

Fall 1990
Chris Potter
Paul Guffrovich
Phil Mendelson
K.C. Hunt
John Cooper
Patrice Scott

Spring 1991
Chris Potter
Paul Guffrovich
K.C. Hunt
Patrice Scott
Aaron Davis
Robert George
Michael Wiggins

Fall 1991
Claudius Johnson

Spring 1992
Kamau Alexander
Claudius Johnson
Jarrett Sanders

Fall 1992
K.C. Hunt

Spring 1993
Larry Callis
Claudius Johnson
Ross Peacock

Fall 1993
Jamie Arnold
Darin Miller

Spring 1994
Darin Miller
Chad Bohling
Larry Callis

Fall 1994
Darin Miller

Spring 1995
Darin Miller
Melvin Mckey

Fall 1995
Greg Bryant
Larry Callis
Jon Kleidon
Darin Miller

Spring 1996
Terrance Flowers
Ryan Herra
Jon Kleidon
Darin Miller
Jon Kleidon

Fall 1996
Dwayne Anthony
Jamie Arnold
Jason Perez
Ty Rhodes

Spring 1997
Dwayne Anthony
Darin Miller
Ty Rhodes
Darrin Williams

Fall 1997
Maurice Evans
Chris Grill
Kevin Gwantney

Spring 1998
Maurice Evans
Chris Grill
Kevin Gwaltney
Ty Rhodes
Kurt Flowers

Fall 1998
Maurice Evans
Chris Grill
Kevin Gwaltney

Spring 1999
Maurice Evans
Jason Perez
Reggie Smithson
Craig Steven
Darrin Williams

Juston White

Fall 1999
Joshua Drumgole
Michael Phillips

Spring 2000
Troy Mack
Michael Phillips

Fall 2000
Matt Clark
Willie Davis

Spring 2001
Matt Clark
Josh Drumgole
Duke Tshomba

Fall 2001
Brett Begnoche
Bret Wise
Jamar Howard
Duke Tshomba
Matt Clark
Craig Steven
Rob Kampman
Paul Miller

Spring 2002
Bret Wise
Brett Begnoche
Matt Clark
Rob Kampman
Paul Miller
Duke Tshomba
Craig Steven

Fall 2002
Craig Steven
Cameron Ledford
Andy Wachter
Randy Burns
Matt Clark
Jamar Howard
Rob Kampman
Paul Miller

Spring 2003
Cameron Ledford

Andy Wachter
Matt Clark
Paul Miller
Randy Burns
Zack Simmons
Bret Wise
Rob Kampman
Craig Steven

Fall 2003
Zack Simmons
Zach Green
Cameron Ledford
Bret Wise
Matt Clark
Rob Kampman

Spring 2004
Zach Green
Cameron Ledford
Bret Wise
Zack Simmons
Matt Clark
Rob Kampman
Paul Miller

Fall 2004
Zach Green
Cameron Ledford
Matt Braeuer

Spring 2005
Cameron Ledford
Zach Green
Matt Braeuer

Fall 2005
Cameron Ledford
Phillip Thomasson
Paul Miller
Karon Bradley

Spring 2006
Cameron Ledford
Phillip Thomasson
Paul Miller
Matt Braeuer
Ryan Bradley
Ryan Martin

Fall 2006
Matt Braeuer
Derek Brown
David King
Wendell Preadom
Phillip Thomasson

Spring 2007
Ryan Bradley
Matt Braeuer
Derek Brown
Ryan Martin
Phillip Thomasson

Spring 2008
Matt Braeuer
J.T. Durlley
Mantas Griskeinas
Graham Hatch
Bret Michael
Spring 2009
Gabe Blair
Reggie Britton
J.T. Durlley
Graham Hatch
Garrett Stutz

Fall 2009
JT Durlley
Clevin Hannah
Graham Hatch
Garrett Stutz

Spring 2010
JT Durlley
Clevin Hannah
Graham Hatch
Garrett Stutz

Fall 2010
Gabe Blair
Derek Brown
Graham Hatch
Toure Murry
Ehimen Orukpe
Ben Smith
Garrett Stutz
Randall Vautravers
Josh Walker

Spring 2011
JT Durlley
Graham Hatch
Ehimen Orukpe
Garrett Stutz

Fall 2011
Ehimen Orukpe
Ty Taylor
Evan Wessel

Spring 2012
Ron Baker
Ehimen Orukpe
Evan Wessel

Spring 2012
Zach Bush
Kadeem Coleby
Fred VanVleet
Evan Wessel

Spring 2013
Kadeem Coleby
Ehimen Orukpe
Evan Wessel
Demetric Williams

Fall 2013
Ron Baker
Kadeem Coleby
John Robert Simon

Spring 2014
Ron Baker
Zach Bush
Tekele Cotton
John Robert Simon
Fred VanVleet
Evan Wessel

Fall 2014
Zach Bush
Rauno Nurger
Evan Wessel

Spring 2015
Zach Bush
Corey Henderson
Evan Wessel

Fall 2015
Anton Grady
Ron Baker
Brett Barney
Zach Bush
Eric Hamilton
Rauno Nurger
Ty Taylor
Evan Wessel

Spring 2016
Brett Barney

Fall 2016
Brett Barney
Zach Bush
Rashard Kelly
Markis McDuffie
Daishon Smith

Spring 2017
Brett Barney
Zach Bush
Kaelen Malone
Rauno Nurger

Fall 2017
Brett Barney
Brycen Bush
Jacob Herra
Rashard Kelly
Kaelen Malone
Asbjorn Midtgaard
Rauno Nurger

Spring 2018
Brett Barney
Brycen Bush
Kaelen Malone

Fall 2018
Brycen Bush
Tate Busse
Dexter Dennis
Eli Farrakhan
Asbjorn Midtgaard
Ricky Torres

Spring 2018
Zach Bush
Rauno Nurger
Evan Wessel

Spring 2019
Teddy Allen
Jamarius Burton
Brycen Bush
Tate Busse
Jaime Echenique
Eli Farrakhan
Jacob Herra
Asbjorn Midtgaard
Morris Udeze

Fall 2019
Jamarius Burton
Brycen Bush
Dexter Dennis
Jaime Echenique
Jacob Herra
Asbjorn Midtgaard
Grant Sherfield
Erik Stevenson
Morris Udeze
Trey Wade

Spring 2020
N/A (COVID-19)

Fall 2020
Brycen Bush
Remy Robert II
Morris Udeze
Trevin Wade
Trey Wade

Spring 2021
Brycen Bush
Jacob Herra
Clarence Jackson

Fall 2021
Joe Pleasant
Kenny Pohto
Jalen Ricks
Morris Udeze

Spring 2022
Qua Grant
Clarence Jackson
Chance Jenkins

Joe Pleasant
Jalen Ricks

Fall 2022
Kenny Pohto
Craig Porter Jr.
Colby Rogers
Henry Thengvall

Spring 2023
Quincy Ballard
Xavier Bell
Trevor McBride
Kenny Pohto
Jalen Ricks
Henry Thengvall



TEAM AWARDS

Wichita Eagle

MOST VALUABLE PLAYER



WSU basketball's oldest annual honor dates back to 1959 and has been awarded to a long list of Shockers greats. Recent winners include Cleonthy Early (2014), Malcom Armstead (2013), Joe Ragland (2012) and J.T. Durlley (2011). In 2015 and again in 2016, Ron Baker and Fred VanVleet became the first co-winners of the award since the legendary "Bookends" Cliff Levingston and Antoine Carr (1980). Like Levingston and Carr, the duo of Baker and VanVleet went on to play in the NBA.

1959 Al Tate	1992 Robert George
1960 Ron Heller	1993 Jimmy Bolden
1961 Larry Van Eman	1994 Jamie Arnold
1962 Gene Wiley	1995 L.D. Swanson
1963 Dave Stallworth	1996 Larry Callis
1964 Dave Stallworth	1997 Jason Perez
1965 Kelly Pete	1998 Jason Perez
1966 Warren Armstrong	1999 Jason Perez
1967 Jamie Thompson	2000 Jason Perez
1968 Warren Armstrong	2001 CC McFall
1969 Ron Mendell	2002 Troy Mack
Greg Carney	2003 Jamar Howard
1970 Greg Carney	2004 Jamar Howard
1971 Terry Benton	2005 Randy Burns
1972 Ron Harris	2006 Paul Miller
Terry Benton	2007 PJ Cousinard
1973 Vince Smith	2008 PJ Cousinard
1974 Rich Morsden	2009 Toure Murry
Bob Wilson	2010 Clevin Hannah
1975 Robert Elmore	2011 J.T. Durlley
1976 Cal Bruton	2012 Joe Ragland
1977 Robert Elmore	2013 Malcolm Armstead
1978 Cheese Johnson	2014 Cleonthy Early
1979 Cheese Johnson	2015 Ron Baker
1980 Antoine Carr	Fred VanVleet
Cliff Levingston	2016 Ron Baker
1981 Cliff Levingston	Fred VanVleet
1982 Antoine Carr	2017 Landry Shamet
1983 Antoine Carr	2018 Landry Shamet
1984 Xavier McDaniel	2019 Markis McDuffie
1985 Xavier McDaniel	2020 Jaime Echenique
1986 Gus Santos	2021 Tyson Etienne
1987 Henry Carr	2022 Craig Porter Jr.
1988 Lew Hill	2023 Craig Porter Jr.
1989 Steve Grayer	
1990 John Cooper	*1969-80 -
1991 Paul Guffrovich	Holiday Inn MVP
	* 1982-93 -
	Safelite Auto Glass MVP

Xavier McDaniel

REBOUNDING AWARD



"X" twice led all NCAA Division I basketball players in rebounding, and as a senior became the first player to lead the nation in both scoring and rebounding in the same season. McDaniel is the second-leading all-time scorer at Wichita State with 2,152 points and is the school's all-time leading rebounder with 1,359 rebounds.

2001 O.J. Robinson	2012 Garrett Stutz
2002 Troy Mack	2013 Carl Hall
2003 Jamar Howard	2014 Chadrack Lufle
2004 Jamar Howard	2015 Darius Carter
2005 Jamar Howard	2016 Anton Grady
2006 Paul Miller	2017 Markis McDuffie
2007 Ryan Martin	2018 Rashard Kelly
P.J. Cousinard	2019 Jaime Echenique
2008 Ramon Clemente	2020 Jaime Echenique
2009 Ramon Clemente	2021 Trey Wade
2010 Garrett Stutz	2022 Morris Udeze
2011 Gabe Blair	2023 Craig Porter Jr.

Shafer Dart

MOST INSPIRATIONAL



Known from 1964-87 as the Union National Bank Most Improved Player, the award was renamed in honor of 13-year-old Shafer Dart, son of Mike & Sammie Dart, who died July 29, 1987, in Colorado. It recognizes the Shocker who most reflects Dart's charisma. Born June 13, 1974 in Wichita, he played football, basketball and tennis at Wichita Collegiate School and dreamed of playing basketball for the Shockers. Prior to his death, Shafer had spent time with mentally and physically disabled people, worked as a Special Olympics volunteer, and was a ball-boy at WSU basketball games.

1964 Dave Stallworth	2000 Michael Phillips
1965 Dave Leach	2001 OJ Robinson
1966 Jamie Thompson	2002 Duke Ishomba
1967 Jamie Thompson	2003 Craig Steven
1968 Ron Mendell	2004 Matt Clark
1969 Dave Skinner	2005 Nick Rogers
1970 Dave Dahl	2006 Cameron Ledford
1971 Dave Dahl	2007 Karon Bradley
1972 Ron Harris	2008 Matt Brauer
1973 Cal Bruton	2009 Ramon Clemente
1974 Bill Lang	2010 Graham Hatch
1975 Floyd Holmes	2011 Ben Smith
1976 Doug Yoder	2012 Carl Hall
1977 Cheese Johnson	2013 Cleonthy Early
1978 Lawrence Howell	2014 Ron Baker
1979 Steve Kalocinski	2015 Ron Baker
1980 Randy Smithson	2016 Evan Wessel
1981 Randy Smithson	2017 John Robert Simon
1982 Jay Jackson	2018 Zach Brown
Tony Martin	2019 Samajae Haynes-Jones
1983 James Gibbs	2020 Tyson Etienne
1984 Karl Papke	2021 Clarence Jackson
1985 Aubrey Sherrod	2022 Joe Pleasant
1986 Sasha Radunovich	2023 Isaiah Poor
1987 Gary Cundiff	Bear-Chandler
1988 Cedric Coleman	
1989 Ricky Bell	
1990 John Cooper	
1991 Rick Conn	
1992 K.C. Hunt	
1993 Larry Callis	
1994 Larry Callis	
1995 L.D. Swanson	
1996 Larry Callis	
1997 Jason Perez	
1998 Chris Grill	
1999 Craig Steven	

Warren Armstrong (Jabali)

ASSISTS AWARD



Warren Jabali (Armstrong) was a three-time all-MVC player who ranks in the top 20 all-time at Wichita State in scoring, rebounding and assists. Known during his playing career at Wichita State when he averaged 16.7 points and 10.8 rebounds per game as Warren Armstrong. He led the team in rebounding for three consecutive years. He still holds the school's single-season assists mark (194 in 1967-68) and for many years also held the single-game (14) and career assist marks (429 from 1965-68). Jabali was inducted into the Shocker Sports Hall of Fame in 1985. He played professionally in the American Basketball Association from 1968-75 and was the ABA's 1969 Rookie of the Year and 1973 all-star game MVP.

2001 CC McFall	2013 Malcom Armstead
2002 CC McFall	2014 Fred VanVleet
2003 Craig Steven	2015 Fred VanVleet
2004 Fridge Holman	2016 Fred VanVleet
2005 Adam Liberty	2017 Landry Shamet
2006 PJ Cousinard	2018 Landry Shamet
2007 Matt Braeuer	2019 Jamarius Burton
2008 Gal Mekel	2020 Jamarius Burton
2009 Clevin Hannah	2021 Alterique Gilbert
2010 Clevin Hannah	2022 Craig Porter Jr.
2011 Joe Ragland	2023 Craig Porter Jr.
2012 Toure Murry	

Ralph Miller

CAPTAINS AWARD



Miller's famous zone pressure defense generated 674 wins at Wichita University (1951-64), Iowa (1964-70), and Oregon State (1970-89). An all-around athlete at Chanute High and the University of Kansas and a state championship winning coach at Wichita's East High, Miller went 220-133 in 13 seasons at WU and led the program to its first NCAA Tournament in 1964. He retired as the sixth-winningest coach in NCAA history. A two-time national coach of the year (1981 & 82), Miller took nine teams to NCAA tournaments and five to the NIT. He's a member of the Naismith Basketball Hall of Fame (1988) and the College Basketball HOF (2006).

Shocker Radio

OUTSTANDING DEFENSIVE PLAYER



Defense has long been a cornerstone of great Shocker teams. Given annually since 1988, this award recognizes players who excel at point prevention through superior effort and execution.

1988 Dwayne Praylow	2006 Karon Bradley
1989 Dwayne Praylow	2007 PJ Cousinard
1990 John Cooper	2008 PJ Cousinard
1991 Robert George	2009 Graham Hatch
1992 Robert George	2010 Toure Murry
1993 Jimmy Bolden	2011 Toure Murry
1994 L.D. Swanson	2012 Ben Smith
1995 Terrance Flowers	2013 Tekele Cotton
1996 Larry Callis	2014 Tekele Cotton
1997 Terry Hankton	2015 Tekele Cotton
1998 Terry Hankton	2016 Ron Baker
1999 Jason Perez	2017 Zach Brown
2000 Jason Perez	2018 Shaquille Morris
2001 Michael Phillips	2019 Dexter Dennis
2002 Jamar Howard	2020 Jaime Echenique
2003 Jamar Howard	2021 Dexter Dennis
2004 Jamar Howard	2022 Dexter Dennis
2005 Jamar Howard	2023 Craig Porter Jr.

Cleo Littleton

MOST IMPROVED PLAYER



Cleo Littleton was the first star player in the modern era of Wichita State basketball as he helped lead Ralph Miller's squads to new heights and helped establish the winning tradition of Shocker Basketball. He remains Wichita State's all-time leading scorer with 2,164 points.

1981 Antoine Carr	2011 David Kyles
1982 Greg Dreiling	2012 Demetric Williams
1983 Xavier McDaniel	2013 Ehimen Orukpe
1984-95 - No Award Given	2014 Kadeem Coleby
1995 Larry Callis	2015 Zach Brown
1996-97 - No Award Given	2016 Shaquille Morris
1998 Maurice Evans	2017 Rashard Kelly
1999 Terrell Benton	2018 Darral Willis Jr.
Troy Mack	2019 Asbjorn Midtgard
<i>No Award Given</i>	2020 Jaime Echenique
2000 Adam Grundvig	2021 Morris Udeze
2001 Adam Grundvig	2022 Craig Porter Jr.
2002 Randy Burns	2023 Kenny Pohto
2003 Paul Miller	
2004 Rob Kampman	
2005 Paul Miller	
2006 Sean Ogirri	
2007 Gal Mekel	
2008 Aaron Ellis	
2009 J.T. Durlley	
Graham Hatch	
2010 Graham Hatch	

Shelley Cox / KAKE-TV

ACADEMIC LEADERSHIP AWARD




Shelley Cox, an executive with KAKE-TV in Wichita, KS, died tragically at a young age in the 1980's. Shelly was a huge fan of Shocker Basketball, and Channel 10 has dedicated this award in her honor since 1989. This award recognizes student-athletes who shine in the classroom.

1989 Paul Guffrovich	2006 Cameron Ledford
1990 Paul Guffrovich	2007 Matt Braeuer
1991 Paul Guffrovich	2008 Phillip Thomasson
1992 K.C. Hunt	2009 Ramon Clemente
Claudius Johnson	2010 J.T. Durlley
1993 K.C. Hunt	2011 Graham Hatch
1994 Darin Miller	2012 Garrett Stutz
1995 Darin Miller	2013 Demetric Williams
1996 Darin Miller	2014 Fred VanVleet
1997 Darin Miller	2015 Fred VanVleet
1998 Ty Rhodes	2016 Evan Wessel
1999 James Bunch	2017 Zach Bush
2000 Carl Lemons	2018 Brett Barney
2000 Darrin Williams	2019 Asbjorn Midtgard
2001 Matt Clark	2020 Jaime Echenique
2002 Bret Wise	2021 Morris Udeze
2003 Bret Wise	2022 Jalen Ricks
2004 Bret Wise	2023 Kenny Pohto
2005 Rob Kampman	

Dave Stallworth

FRESHMEN TEAM MVP (Discontinued)



In the days before NCAA freshman eligibility, WSU annually fielded a freshman team as a training ground for the next generation of varsity stars. The most dominant of those rookies was a future All-American by the name of Dave Stallworth. "Dave the Rave" averaged 28 points and 12.5 rebounds on 62% shooting in 14 frosh games during the 1961 fall semester. He reached sophomore academic status in time for the 1962 spring semester and scored 18 points in his varsity debut against Marquette. Stallworth's impact was immense. He averaged 20 points and 10 rebounds while leading

1966 Ron Mendell
1967 Steve Steward
1968 Rick Kreher
1969 Terry Benton
1970 Vince Smith
1971 Bill Lang
1972 Gene Moss
1973 Doug Yoder

SHOCKER

SERIES RECORDS

by Opponent	98-107
by Conference	108-109
by Date.....	109
Exhibitions, Tournaments, Etc.....	110
Openers / Best Starts.....	111
WSU vs. Nationally-Ranked Teams	112
WSU in the National Polls.....	113



SERIES RECORDS

KEY:
 t = regular season tournament ^ = preliminary round
 n = NIT \$ = NCAA Tournament
 ! = INTRUST Bank Arena b = BracketBusters
 ** = MVC game * = AAC game

A

>>> ABILENE CHRISTIAN

Total: 6-0 H: 6-0 A: 0-0 N: 0-0

12/8/1959	Wichita	W	91-66
12/31/1979	Wichita	W	75-58
11/28/1980	Wichita	W	101-60
11/27/1981	Wichita	W	93-55
1/2/1986	Wichita	W	78-50
12/29/2019	Wichita	W	84-66

>>> ADAMS STATE

Total: 1-0 H: 1-0 A: 0-0 N: 0-0

12/27/1973	Wichita	W	79-46
------------	---------	---	-------

>>> AIR FORCE

Total: 2-0 H: 1-0 A: 1-0 N: 0-0

1/26/1963	Wichita	W	77-45
12/2/2012	Colo. Springs, Colo.	W	72-69

>>> ALABAMA

Total: 4-5 H: 2-0 A: 1-1 N: 1-4

12/4/1990	Wichita	W	74-71	OT
12/1/1992	Tuscaloosa, Ala.	L	71-93	
11/29/1997	t Puerto Rico	L	58-60	
3/31/2011	n New York, N.Y.	W	66-57	
11/18/2011	t San Juan, P.R.	L	60-70	
12/17/2013	Tuscaloosa, Ala.	W	72-67	
12/16/2014	Wichita	W	53-52	
11/27/2015	t Lake Buena Vista, Fla.	L	60-64	
11/18/2018	t Charleston, S.C.	L	86-90	

>>> ALABAMA A&M

Total: 1-0 H: 1-0 A: 0-0 N: 0-0

12/13/2010	Wichita	W	71-49
------------	---------	---	-------

>>> ALASKA-FAIRBANKS

Total: 1-0 H: 1-0 A: 0-0 N: 0-0

12/6/1999	Wichita	W	71-62
-----------	---------	---	-------

>>> ALCORN STATE

Total: 2-1 H: 2-1 A: 0-0 N: 0-0

11/30/2009	Wichita	W	87-52
12/14/2021	Wichita	W	82-63
11/12/2022	Wichita	L	57-66

>>> AMERICAN

Total: 0-1 H: 0-1 A: 0-0 N: 0-0

12/13/1989	Wichita	L	71-72
------------	---------	---	-------

>>> APPALACHIAN STATE

Total: 2-1 H: 0-1 A: 1-0 N: 1-0

2/17/2007	b Wichita	L	58-60
11/29/2007	Boone, N.C.	W	62-53
11/16/2018	t Charleston, S.C.	W	82-76

>>> ARIZONA

Total: 2-2 H: 1-0 A: 0-1 N: 1-1

12/18/1951	Tucson, Ariz.	L	61-73	
12/29/1954	Wichita	W	87-64	
3/17/2016	\$ Providence, R.I.	W	65-55	
11/19/2021	t Las Vegas, Nev.	L	78-82	OT

>>> ARIZONA STATE

Total: 6-5 H: 5-1 A: 0-2 N: 1-2

12/28/1938	t Oklahoma City	L	24-52	
12/5/1958	Wichita	W	89-80	
12/7/1959	Wichita	W	83-76	
12/17/1962	Wichita	W	92-90	OT
12/7/1963	Tempe, Ariz.	L	87-93	
12/11/1967	Wichita	W	122-105	
12/9/1969	Wichita	W	98-80	
12/3/1973	Tempe, Ariz.	L	63-86	
12/9/1974	Wichita	L	70-72	
12/21/1984	t Tokyo, Japan	L	69-76	
12/27/1985	t Kansas City, Mo.	W	74-59	

>>> ARKANSAS

Total: 1-1 H: 1-0 A: 0-1 N: 0-0

12/4/1956	Wichita	W	64-47
12/17/1956	Fayetteville, Ark.	L	67-80

>>> ARKANSAS STATE

Total: 2-1 H: 2-0 A: 0-1 N: 0-0

12/4/1956	Wichita	W	64-47
-----------	---------	---	-------

12/17/1956	Fayetteville, Ark.	L	67-80
12/19/2017	Wichita	W	89-80

>>> ARKANSAS-LITTLE ROCK

Total: 1-0 H: 1-0 A: 0-0 N: 0-0

1/3/1983	Wichita	W	89-65
----------	---------	---	-------

>>> ARKANSAS-MONTICELLO

Total: 1-0 H: 1-0 A: 0-0 N: 0-0

11/18/2009	^ Wichita	W	79-50
------------	-----------	---	-------

>>> ARKANSAS-PINE BLUFF

Total: 1-0 H: 1-0 A: 0-0 N: 0-0

11/13/2007	Wichita	W	61-56
------------	---------	---	-------

>>> AUGUSTANA (S.D.)

Total: 1-0 H: 1-0 A: 0-0 N: 0-0

11/27/1976	Wichita	W	88-65
------------	---------	---	-------

>>> AUSTIN PEAY

Total: 4-0 H: 3-0 A: 1-0 N: 0-0

12/17/1987	Wichita	W	72-66
1/3/1991	Wichita	W	81-55
2/21/2004	b Wichita	W	62-47
11/27/2004	Clarksville, Tenn.	W	72-62

B

>>> BAKER

Total: 6-8 H: 3-3 A: 3-5 N: 0-0

3/4/1910	Baldwin	L	10-38
1/12/1915	Baldwin	L	15-41
2/16/1915	Wichita	L	13-46
2/1/1916	Baldwin	W	35-33
2/6/1917	Wichita	W	24-21
2/14/1917	Baldwin	L	14-30
1/24/1920	Baldwin	L	14-36
2/17/1920	Wichita	L	20-34
1/23/1923	Baldwin	W	27-19
2/5/1924	Wichita	W	27-17
2/5/1925	Baldwin	L	16-29
12/11/1940	Wichita	L	25-34
2/5/1945	Baldwin	W	41-34
2/26/1945	Wichita	W	69-23

>>> BALL STATE

Total: 6-8 H: 3-3 A: 3-5 N: 0-0

2/27/1973	Wichita	W	108-76
-----------	---------	---	--------

>>> BAYLOR

Total: 4-2 H: 2-1 A: 1-0 N: 1-1

12/13/1947	Wichita	L	43-52
12/4/1951	Wichita	W	93-59
12/30/1960	Oklahoma City	W	76-74
11/16/2007	t St. Thomas, USVI	L	55-64
12/2/2017	Waco, Texas	W	69-62
12/1/2018	Wichita	W	71-63

>>> BENEDICTINE

Total: 9-6 H: 5-2 A: 3-4 N: 1-0

1/15/1926	Atchison	W	39-13
1/21/1927	Wichita	W	31-20
12/13/1937	Atchison	W	43-26
1/7/1938	Wichita	L	44-45
1/6/1939	Wichita	W	48-33
2/11/1939	Atchison	L	26-35
2/2/1940	Wichita	W	45-44
2/19/1940	Atchison	L	32-37
12/28/1940	t Topeka	W	48-25
1/10/1941	Atchison	L	27-29
2/15/1941	Wichita	W	46-36
2/19/1942	Atchison	L	28-47
2/28/1942	Wichita	L	45-41
1/29/1943	Atchison	W	38-24
2/27/1943	Wichita	W	41-34

>>> BETHANY

Total: 9-11 H: 6-2 A: 3-9 N: 0-0

2/24/1909	Wichita	L	46-49	
1/17/1911	Lindsborg	L	23-45	
2/16/1912	Lindsborg	L	27-31	OT
1/16/1913	Lindsborg	L	16-51	
1/21/1913	Wichita	L	24-49	
2/19/1914	Lindsborg	L	21-29	
1/29/1917	Lindsborg	L	16-19	
1/30/1917	Lindsborg	L	21-25	
1/14/1918	Lindsborg	L	33-45	
1/15/1918	Lindsborg	L	33-47	
1/28/1921	Wichita	W	44-26	
2/6/1922	Wichita	W	22-19	
2/25/1924	Wichita	W	30-27	
2/21/1925	Lindsborg	W	25-23	
1/29/1926	Lindsborg	L	23-38	

2/8/1926	Wichita	W	30-23
1/14/1931	Lindsborg	W	19-16
1/28/1931	Wichita	W	18-16
12/15/1944	Wichita	W	39-19
3/5/1945	Lindsborg	W	52-28

>>> BETHEL

Total: 15-7 H: 7-2 A: 8-5 N: 0-0

1/6/1916	Newton	W	44-17
1/22/1916	Wichita	W	49-21
2/20/1918	Wichita	W	18-14
3/2/1918	Newton	L	25-29
2/5/1921	Newton	W	38-22
3/14/1921	Wichita	W	31-28
1/19/1922	Newton	W	27-23
1/26/1922	Wichita	W	29-21
3/5/1923	Newton	W	42-24
3/6/1923	Wichita	W	23-13
2/1/1924	Newton	L	12-20
2/2/1924	Newton	L	24-25
2/20/1924	Wichita	L	22-27
1/14/1925	Wichita	L	28-51
1/24/1925	Newton	L	18-30
2/1/1926	Wichita	W	42-22
2/18/1926	Newton	W	44-32
1/29/1927	Wichita	W	37-27
2/15/1927	Newton	W	36-25
1/1/1931	Newton	L	22-23
1/25/1932	Newton	W	42-21
1/31/1933	Newton	W	51-29

>>> BOSTON COLLEGE

Total: 0-1 H: 0-0 A: 0-0 N: 0-1

12/23/2003	t St. Thomas, USVI	L	81-84
------------	--------------------	---	-------

>>> BOWLING GREEN

Total: 1-3 H: 0-0 A: 0-0 N: 1-3

3/6/1954	n New York, N.Y.	L	84-88
12/26/1958	t Oklahoma City, Okla.	L	81-85
12/30/1959	t Oklahoma City, Okla.	W	84-82
12/28/1961	t Oklahoma City, Okla.	L	68-69

>>> BRADLEY

Total: 71-71 H: 46-20 A: 22-49 N: 3-2

3/6/1948	Peoria, Ill.	L	62-72	
1/15/1949	** Wichita	L	51-66	
1/24/1949	** Peoria, Ill.	L	49-57	
2/6/1950	** Peoria, Ill.	L	49-61	
2/18/1950	** Wichita	L	56-68	
1/20/1951	** Wichita	L	61-76	
2/12/1951	** Peoria, Ill.	L	44-65	
1/14/1952	Peoria, Ill.	L	61-77	
2/5/1952	Wichita	L	48-67	
3/2/1953	Peoria, Ill.	L	68-70	
2/6/1954	Wichita	W	91-83	
2/28/1955	Peoria, Ill.	L	67-69	
1/7/1956	** Peoria, Ill.	L	59-80	
2/11/1956	** Wichita	W	86-59	
2/18/1957	** Peoria, Ill.	L	72-78	
3/5/1957	** Wichita	W	99-91	
1/23/1958	** Wichita	L	83-92	
3/3/1958	** Wichita	L	80-85	
2/2/1959	** Peoria, Ill.	L	52-60	
2/23/1959	** Wichita	L	70-72	
1/9/1960	** Wichita	L	70-71	
2/29/1960	** Peoria, Ill.	L	80-85	
1/5/1961	** Peoria, Ill.	L	61-64	
2/23/1961	** Wichita	L	56-57	
1/6/1962	** Peoria, Ill.	L	63-70	
1/20/1962	** Wichita	W	89-88	
1/12/1963	** Wichita	W	79-60	
2/23/1963	** Peoria, Ill.	L	63-64	
12/14/1963	** Wichita	W	56-50	
2/8/1964	** Peoria, Ill.	L	74-76	
1/4/1965	** Peoria, Ill.	W	85-79	
2/27/1965	** Wichita	L	73-77	
1/6/1966	** Peoria, Ill.	L	86-91	
2/17/1966	** Wichita	W	98-79	
1/5/1967	** Wichita	W	83-69	
2/16/1967	** Peoria, Ill.	W	76-74	
1/4/1968	** Peoria, Ill.	L	92-104	
2/15/1968	** Wichita	W	112-97	
12/14/1968	** Peoria, Ill.	L	83-93	
2/6/1969	** Wichita	L	85-87	OT
1/3/1970	** Wichita	L	80-89	
2/5/1970	** Peoria, Ill.	W	90-70	
1/2/1971	** Peoria, Ill.	L	81-87	
2/4/1971	** Wichita	W	97-84	
1/3/1972	** Wichita	W	71-67	
2/3/1972	** Peoria, Ill.	W	77-76	
1/18/1973	** Peoria, Ill.	L	82-86	
2/12/1973	** Wichita	W	73-65	
1/31/1974	** Peoria, Ill.	L	73-108	
1/11/1975	** Peoria, Ill.	L	73-88	
2/1/1975	** Wichita	W	83-76	
2/5/1976	** Wichita	W	84-71	
3/4/1976	** Peoria, Ill.	W	84-74	



SERIES RECORDS

>>> BYU

Total: 7-1 H: 3-0 A: 3-1 N: 1-0

12/14/1962	Provo, Utah	W	67-61
12/15/1962	Provo, Utah	W	91-89
12/11/1964	Wichita	W	93-76
12/12/1964	Wichita	W	81-65
12/7/1974	Provo, Utah	W	80-69
12/22/1976	Wichita	W	69-63
1/28/1989	Provo, Utah	L	92-93
11/26/2013	t Kansas City, Mo.	W	75-62

C

>>> CAL POLY

Total: 2-0 H: 1-0 A: 0-0 N: 1-0

12/28/1976	Wichita	W	76-57
3/21/2014	§ St. Louis, Mo.	W	64-37

>>> CAL STATE-FULLERTON

Total: 4-0 H: 3-0 A: 0-0 N: 1-0

12/17/1976	Wichita	W	70-63
12/27/1981	t Honolulu, Hawaii	W	70-67
12/7/1982	Wichita	W	82-61
12/1/2011	Wichita	W	75-60

>>> CAL STATE-LOS ANGELES

Total: 2-2 H: 2-2 A: 0-0 N: 0-0

12/28/1957	Wichita	W	63-61
12/19/1959	Wichita	L	101-106
12/27/1972	Wichita	W	84-67
12/18/1973	Wichita	L	68-69

>>> CAL STATE-NORTHRIDGE

Total: 1-0 H: 1-0 A: 0-0 N: 0-0

11/28/1987	Wichita	W	78-53
------------	---------	---	-------

>>> CAL STATE-SANTA BARBARA

Total: 2-0 H: 2-0 A: 0-0 N: 0-0

12/18/1958	Wichita	W	81-65
3/16/1989	n Wichita	W	70-62

>>> CALIFORNIA

Total: 1-1 H: 0-0 A: 0-0 N: 1-1

12/29/1975	t Albuquerque, N.M.	L	68-75
11/20/2017	t Maui, Hawaii	W	92-82

>>> CANISIUS

Total: 1-0 H: 0-0 A: 1-0 N: 0-0

1/2/1954	Buffalo, N.Y.	W	88-65
----------	---------------	---	-------

>>> CENTENARY

Total: 3-1 H: 2-1 A: 0-0 N: 1-0

12/31/1948	t Emporia, Kan.	W	45-42
1/1/1949	Wichita	L	45-51
2/8/2000	Wichita	W	53-40
11/24/2008	Wichita	W	65-44

>>> CENTRAL ARKANSAS

Total: 2-0 H: 2-0 A: 0-0 N: 0-0

12/5/2019	Wichita	W	95-69
11/9/2021	Wichita	W	79-55

>>> UCF (Central Florida)

Total: 8-3 H: 5-1 A: 3-2 N: 0-0

1/25/2018	* Wichita	W	81-62
3/1/2018	* Orlando, Fla.	W	75-71 OT
1/16/2019	* Wichita	W	75-67
1/25/2020	* Wichita	W	87-79
2/13/2020	* Orlando, Fla.	W	75-58
1/30/2021	* Wichita	W	93-88 OT
2/10/2021	* Orlando, Fla.	W	61-60
1/26/2022	* Wichita	W	84-79
2/8/2022	* Orlando, Fla.	L	66-71
12/28/2022	* Orlando, Fla.	L	45-52
2/8/2023	* Wichita	L	67-72

>>> CENTRAL MICHIGAN

Total: 2-1 H: 2-0 A: 0-1 N: 0-0

11/26/1988	Wichita	W	98-71
11/29/1989	Mt. Pleasant, Mich.	L	78-80
12/22/1995	Wichita	W	58-51

>>> CENTRAL MISSOURI

Total: 3-5 H: 2-2 A: 1-3 N: 0-0

12/14/1940	Wichita	L	38-45
1/13/1941	Warrensburg, Mo.	L	26-42
12/7/1945	Wichita	L	44-54
12/19/1945	Warrensburg, Mo.	L	38-42
12/19/1947	Warrensburg, Mo.	W	46-40
12/27/1947	Wichita	W	37-33
12/4/1948	Warrensburg, Mo.	L	44-58
2/5/1949	Wichita	W	75-61

>>> CENTRAL OKLAHOMA

Total: 3-0 H: 2-0 A: 0-0 N: 1-0

12/20/1928	Wichita	W	38-16
3/6/1931	Winfield*	W	40-28
2/19/1946	Wichita	W	41-27

>>> CHAMINADE

Total: 2-0 H: 1-0 A: 1-0 N: 0-0

12/21/1998	Wichita	W	80-51
11/23/2010	t Maui, Hawaii	W	79-58

>>> CHARLESTON SOUTHERN

Total: 3-0 H: 3-0 A: 0-0 N: 0-0

11/13/2011	Wichita	W	85-57
12/20/2012	Wichita	W	65-53
11/13/2015	Wichita	W	88-63

>>> CHICAGO STATE

Total: 7-1 H: 6-1 A: 1-0 N: 0-0

11/26/1984	Wichita	L	49-60
2/24/1987	Wichita	W	78-67
11/18/1997	Wichita	W	78-52
12/29/2001	Chicago, Ill.	W	78-56
11/27/2002	Wichita	W	71-65
11/14/2006	Wichita	W	76-64
12/1/2010	Wichita	W	91-51
12/14/2011	Wichita	W	94-44

>>> CINCINNATI

Total: 13-28 H: 9-12 A: 4-14 N: 0-2

1/25/1958	** Cincinnati, Ohio	L	81-105
3/1/1958	** Wichita	L	82-86
1/31/1959	** Cincinnati, Ohio	L	87-95
2/21/1959	** Wichita	L	74-88
1/7/1960	** Wichita	L	69-76
2/27/1960	** Cincinnati, Ohio	L	76-97
1/12/1961	** Wichita	L	57-80
2/16/1961	** Cincinnati, Ohio	L	64-67
12/18/1961	** Wichita	W	52-51
2/24/1962	** Cincinnati, Ohio	L	63-84
1/5/1963	** Cincinnati, Ohio	L	50-63
2/16/1963	** Wichita	W	65-64
1/30/1964	** Wichita	W	62-59
2/15/1964	** Cincinnati, Ohio	W	59-58 OT
1/9/1965	** Cincinnati, Ohio	W	65-61
2/13/1965	** Wichita	W	79-64
2/10/1966	** Cincinnati, Ohio	L	76-93
2/22/1966	** Wichita	W	86-76
2/8/1967	** Wichita	W	57-55
2/22/1967	** Cincinnati, Ohio	L	63-92
2/7/1968	** Cincinnati, Ohio	L	85-99
2/21/1968	** Wichita	L	81-85
1/4/1969	** Wichita	W	67-66
2/13/1969	** Cincinnati, Ohio	W	75-73
1/27/1970	** Cincinnati, Ohio	L	78-96
2/12/1970	** Wichita	L	57-84
1/26/1976	Wichita	L	85-92 OT
1/26/1977	Cincinnati, Ohio	L	60-68
12/5/1981	t Wichita	W	87-67
2/18/2018	* No. Heights, Ky. #	W	76-72
3/4/2018	* Wichita	L	61-62
1/19/2019	* Wichita	L	55-66
2/17/2019	* Cincinnati, Ohio	L	62-72
3/16/2019	c Memphis, Tenn.	L	63-66
2/6/2020	* Wichita	L	79-80
2/23/2020	* Cincinnati, Ohio	L	64-67
1/10/2021	* Wichita	W	82-76
3/13/2021	c Fort Worth, Texas	L	59-60
1/16/2022	* Wichita	L	57-61
2/17/2022	* Cincinnati, Ohio	L	76-85
1/5/2023	* Wichita	L	61-70

= game played at No. Kentucky due to arena renovation

>>> CLEMSON

Total: 1-0 H: 0-0 A: 1-0 N: 0-0

3/24/2019	n Clemson, S.C.	W	63-55
-----------	-----------------	---	-------

>>> CLEVELAND STATE

Total: 4-2 H: 3-0 A: 1-2 N: 0-0

1/24/1972	Wichita	W	90-77
12/29/1972	Cleveland, Ohio	L	72-76 3OT
12/7/1996	Wichita	W	72-70
1/3/1998	Cleveland, Ohio	L	63-64 OT
2/21/2009	b Wichita	W	70-59
11/28/2009	Cleveland, Ohio	W	69-54

>>> COLGATE

Total: 1-0 H: 0-0 A: 1-0 N: 0-0

12/2/1989	t New Rochelle, N.Y.	W	101-87
-----------	----------------------	---	--------

>>> COLLEGE OF CHARLESTON

Total: 2-0 H: 2-0 A: 0-0 N: 0-0

3/23/2011	n Wichita	W	82-75
11/13/2017	Wichita	W	81-63

>>> COLORADO

Total: 7-3 H: 5-0 A: 1-3 N: 1-0

12/30/1926	Wichita	W	43-17
12/1/1951	Boulder, Colo.	L	55-62
12/21/1960	Wichita	W	64-54
12/3/1962	Boulder, Colo.	L	69-79 OT
12/2/1963	Wichita	W	71-61
12/11/1965	Wichita	W	87-81
12/15/1966	Boulder, Colo.	L	83-85
12/21/1970	Wichita	W	79-69
12/8/1971	Boulder, Colo.	W	70-55
11/17/2011	t San Juan, P.R.	W	67-58

>>> COLORADO COLLEGE

Total: 2-1 H: 0-1 A: 2-0 N: 0-0

1/2/1937	Colo. Springs	W	42-38
12/23/1937	Wichita	L	25-29
12/18/1939	Colo. Springs	W	36-32

>>> COLORADO SCHOOL OF MINES

Total: 1-0 H: 0-0 A: 0-0 N: 1-0

12/31/1947	t Emporia	W	67-33
------------	-----------	---	-------

>>> COLORADO STATE

Total: 8-1 H: 5-0 A: 3-1 N: 0-0

12/20/1938	Wichita	W	45-28
12/19/1939	Ft. Collins, Colo.	L	49-50
12/16/1948	Ft. Collins, Colo.	W	50-42
12/30/1954	Wichita	W	81-59
12/1/1961	Wichita	W	64-36
12/6/1980	t Wichita	W	53-34
1/10/1983	Wichita	W	72-48
11/29/1983	Ft. Collins, Colo.	W	64-54
12/3/2016	Ft. Collins, Colo.	W	82-67

>>> UCONN (Connecticut)

Total: 4-2 H: 2-0 A: 2-1 N: 0-1

11/22/2010	t Maui, Hawaii	L	79-83
12/30/2017	* Hartford, Conn.	W	72-62
2/10/2018	* Wichita	W	95-74
1/26/2019	* Storrs, Conn.	L	60-80
2/28/2019	* Wichita	W	65-63
1/12/2020	* Hartford, Conn.	W	89-86 2ot

>>> COPPIN STATE

Total: 0-1 H: 0-1 A: 0-0 N: 0-0

12/6/1993	Wichita	L	64-65
-----------	---------	---	-------

>>> CORNELL

Total: 1-0 H: 0-0 A: 0-0 N: 1-0

12/28/1959	t Oklahoma City, Okla.	W	78-62
------------	------------------------	---	-------

>>> CREIGHTON

Total: 45-55 H: 29-20 A: 16-30 N: 0-5

1/5/1946	** Omaha, Neb.	W	33-32
3/1/1946	** Wichita	W	61-47
1/10/1947	** Omaha, Neb.	L	38-44
3/6/1947	** Wichita	L	43-51
1/10/1948	** Wichita	L	30-40
2/16/1948	** Omaha, Neb.	L	28-31
12/22/1949	Wichita	W	70-53
1/20/1950	Omaha, Neb.	L	58-71
12/29/1950	Omaha, Neb.	W	74-57
1/23/1951	Wichita	W	75-62
12/5/1951	Wichita	W	100-63
2/7/1952	Omaha, Neb.	W	63-62
2/8/1952	Omaha, Neb.	W	66-63
1/9/1953	Omaha, Neb.	W	77-55
2/27/1953	Wichita	W	78-70
12/17/1953	Wichita	W	100-87
2/1/1954	Omaha, Neb.	W	72-68
3/13/1964	§ Wichita	W	84-68
12/8/1966	Wichita	L	88-91
11/30/1968	Omaha, Neb.	L	67-85
1/17/1974	Wichita	L	63-65
12/23/1975	Omaha, Neb.	L	71-77
12/27/1977	** Wichita	L	70-71
2/9/1978	** Omaha, Neb.	L	76-80
1/4/1979	** Omaha, Neb.	W	94-88 OT
2/10/1979	** Wichita	W	89-83
1/21/1980	** Wichita	W	81-77 OT
2/2/1980	** Omaha, Neb.	L	81-92
1/22/1981	** Omaha, Neb.	W	77-72
2/22/1981	** Wichita	W	83-70
3/7/1981	c Wichita	L	64-70
1/14/1982	** Wichita	W	69-56
2/11/1982	** Omaha, Neb.	W	62-50
1/9/1983	** Omaha, Neb.	W	77-66



SERIES RECORDS

>>> DENVER

Total: 1-0 H: 1-0 A: 0-0 N: 0-0

12/17/1980 Wichita W 93-60

>>> DEPAUL

Total: 4-4 H: 2-0 A: 0-3 N: 2-1

12/16/1937 Chicago, Ill. L 21-36
2/20/1939 Wichita W 35-32
12/18/1956 Chicago, Ill. L 61-71
12/10/1977 Chicago, Ill. L 84-89
12/9/1978 Wichita W 95-92
3/17/1988 \$ South Bend, Ind. L 62-83
11/20/2012 t Cancun, Mexico W 75-62
11/25/2013 t Kansas City, Mo. W 90-72

>>> DETROIT

Total: 14-7 H: 6-5 A: 8-2 N: 0-0

1/14/1950 ** Wichita L 52-53 OT
2/4/1950 ** Detroit, Mich. L 47-61
2/3/1951 ** Wichita W 65-58
2/10/1951 ** Detroit, Mich. L 60-78
1/5/1952 ** Wichita W 58-47
2/18/1952 ** Detroit, Mich. L 69-87
1/5/1953 ** Detroit, Mich. L 62-64 OT
2/23/1953 ** Wichita L 61-65
1/4/1954 ** Detroit, Mich. W 77-75 OT
1/16/1954 ** Wichita W 91-61
2/1/1955 ** Wichita W 80-75
2/26/1955 ** Detroit, Mich. W 83-77
1/30/1956 ** Wichita W 99-79
2/20/1956 ** Detroit, Mich. W 85-84
2/4/1957 ** Wichita W 96-76
2/25/1957 ** Detroit, Mich. L 75-82
12/9/1957 Detroit, Mich. W 89-82
12/23/1981 Detroit, Mich. W 79-70
11/30/1982 Wichita W 73-61
2/23/2013 b Wichita W 94-79
12/13/2014 Detroit, Mich. W 77-68

>>> DOANE

Total: 1-0 H: 1-0 A: 0-0 N: 0-0

1/3/1935 t Winfield W 31-45

>>> DRAKE

Total: 104-48 H: 63-12 A: 38-34 N: 3-2

12/23/1936 Wichita W 42-38 OT
12/14/1937 Des Moines, Iowa L 28-36
1/7/1946 ** Des Moines, Iowa W 55-41
2/2/1946 ** Wichita W 56-42
1/11/1947 ** Des Moines, Iowa L 37-67
2/14/1947 ** Wichita L 30-39
1/8/1948 ** Wichita L 41-43
2/14/1948 ** Des Moines, Iowa L 46-48
1/22/1949 ** Des Moines, Iowa L 47-57
2/26/1949 ** Wichita W 62-57
1/28/1950 ** Wichita L 64-72
2/25/1950 ** Des Moines, Iowa L 61-79
1/30/1951 ** Wichita W 64-45
2/19/1951 ** Des Moines, Iowa W 68-67
1/26/1952 Wichita L 63-65
2/16/1952 Des Moines, Iowa L 48-74
1/10/1953 Des Moines, Iowa L 60-73
2/4/1953 Wichita W 77-71
1/29/1954 Des Moines, Iowa W 89-74
2/9/1954 Wichita W 89-60
1/24/1955 Des Moines, Iowa W 80-78
2/10/1955 Wichita W 96-78
1/18/1956 Des Moines, Iowa W 85-76
2/9/1956 Wichita W 76-70
1/26/1957 ** Wichita W 71-61
2/23/1957 ** Des Moines, Iowa L 79-81
1/2/1958 ** Wichita W 74-69
2/10/1958 ** Des Moines, Iowa L 65-71
1/12/1959 ** Wichita W 61-54
3/2/1959 ** Des Moines, Iowa W 78-72
2/6/1960 ** Des Moines, Iowa W 63-53
2/20/1960 ** Wichita W 76-61
1/14/1961 ** Wichita W 90-70
2/18/1961 ** Des Moines, Iowa L 88-101
1/4/1962 ** Des Moines, Iowa W 77-64
1/11/1962 ** Wichita W 91-61
1/19/1963 ** Des Moines, Iowa W 68-60
2/11/1963 ** Wichita W 73-49
1/4/1964 ** Wichita W 67-49
2/10/1964 ** Des Moines, Iowa L 63-64
3/6/1964 c Lawrence W 58-50
12/19/1964 ** Des Moines, Iowa W 71-60
3/6/1965 ** Wichita W 74-76 OT
1/22/1966 ** Des Moines, Iowa L 72-79 OT
2/3/1966 ** Wichita W 96-91
1/17/1967 ** Wichita W 91-85 OT
2/1/1967 ** Des Moines, Iowa W 71-60
1/11/1968 ** Des Moines, Iowa L 74-75
1/31/1968 ** Wichita W 79-78
1/9/1969 ** Des Moines, Iowa L 81-86
2/20/1969 ** Wichita L 94-120
1/8/1970 ** Des Moines, Iowa L 85-98
2/19/1970 ** Wichita L 83-90 OT

1/7/1971 ** Wichita L 74-78
2/23/1971 ** Des Moines, Iowa L 76-83
1/6/1972 ** Des Moines, Iowa L 58-61
2/22/1972 ** Wichita W 95-71
1/20/1973 ** Des Moines, Iowa W 93-80
1/5/1974 ** Wichita W 70-66
1/9/1975 ** Des Moines, Iowa W 106-92
2/27/1975 ** Wichita L 74-79
2/19/1976 ** Wichita W 95-78
3/6/1976 ** Des Moines, Iowa W 75-69
2/3/1977 ** Wichita W 75-65
2/22/1977 ** Des Moines, Iowa L 78-88
3/2/1977 c Wichita W 67-63
1/31/1978 ** Des Moines, Iowa W 74-73 OT
2/23/1978 ** Wichita W 68-59
1/16/1979 ** Des Moines, Iowa L 109-114
2/15/1979 ** Wichita W 125-96
2/27/1979 c Wichita W 70-69
1/28/1980 ** Wichita W 83-70
2/18/1980 ** Des Moines, Iowa W 117-104
1/24/1981 ** Des Moines, Iowa W 89-88
2/7/1981 ** Wichita W 79-67
3/5/1981 c Wichita W 88-74
1/28/1982 ** Wichita W 75-49
2/13/1982 ** Des Moines, Iowa W 62-43
1/15/1983 ** Wichita W 68-59
2/14/1983 ** Des Moines, Iowa W 80-65
1/12/1984 ** Wichita W 90-77
2/28/1984 ** Des Moines, Iowa W 68-53
1/19/1985 ** Wichita W 81-65
2/18/1985 ** Des Moines, Iowa W 95-77
1/20/1986 ** Des Moines, Iowa L 47-54
2/6/1986 ** Wichita W 74-58
1/15/1987 ** Des Moines, Iowa L 51-61
2/19/1987 ** Wichita W 67-54
1/13/1988 ** Wichita W 80-69
1/23/1988 ** Des Moines, Iowa L 58-61
1/12/1989 ** Des Moines, Iowa W 71-57
2/2/1989 ** Wichita W 88-67
1/6/1990 ** Wichita L 61-63
2/10/1990 ** Des Moines, Iowa W 68-62
12/13/1990 ** Des Moines, Iowa W 84-65
2/23/1991 ** Wichita W 96-83
1/25/1992 ** Des Moines, Iowa L 56-65
2/29/1992 ** Wichita W 71-53
1/11/1993 ** Des Moines, Iowa L 62-66
2/22/1993 ** Wichita W 73-65
2/2/1994 ** Wichita W 83-79 OT
2/28/1994 ** Des Moines, Iowa L 67-109
1/15/1995 ** Des Moines, Iowa L 46-69
2/11/1995 ** Wichita W 62-60
1/4/1996 ** Des Moines, Iowa L 62-66
1/13/1996 ** Wichita L 55-64 OT
1/22/1997 ** Wichita W 80-74
2/10/1997 ** Des Moines, Iowa W 65-55
2/28/1997 c St. Louis, Mo. L 63-74
12/22/1997 ** Wichita W 80-55
2/16/1998 ** Des Moines, Iowa W 68-63
1/4/1999 ** Wichita W 53-39
2/11/1999 ** Des Moines, Iowa W 73-66
2/12/2000 ** Wichita W 65-60
2/19/2000 ** Des Moines, Iowa W 62-56
1/2/2001 ** Wichita W 73-58
1/11/2001 ** Des Moines, Iowa L 86-90
1/12/2002 ** Wichita W 81-65
1/30/2002 ** Des Moines, Iowa L 64-80
1/21/2003 ** Wichita W 69-61
2/19/2003 ** Des Moines, Iowa W 80-70
1/3/2004 ** Wichita L 60-71
1/31/2004 ** Des Moines, Iowa W 70-60
3/6/2004 c St. Louis, Mo. W 63-57
12/8/2004 ** Des Moines, Iowa W 75-53
1/26/2005 ** Wichita W 75-65
3/5/2005 c St. Louis, Mo. W 72-52
1/25/2006 ** Wichita W 85-62
2/22/2006 ** Des Moines, Iowa W 60-58
1/24/2007 ** Wichita W 82-77
2/14/2007 ** Des Moines, Iowa L 58-62
12/29/2007 ** Wichita L 54-62
3/1/2008 ** Des Moines, Iowa L 63-73
1/11/2009 ** Des Moines, Iowa L 69-74
1/31/2009 ** Wichita W 63-47
1/1/2010 ** Wichita W 61-38
1/23/2010 ** Des Moines, Iowa L 64-78
1/4/2011 ** Wichita W 82-63
1/15/2011 ** Des Moines, Iowa W 68-54
1/28/2012 ** Des Moines, Iowa L 86-93 3OT
2/25/2012 ** Wichita W 81-58
1/2/2013 ** Des Moines, Iowa W 75-63
2/13/2013 ** Wichita W 71-56
1/25/2014 ** Des Moines, Iowa W 78-61
2/22/2014 ** Wichita W 83-54
12/31/2014 ** Des Moines, Iowa W 66-58
1/25/2015 ** Wichita W 74-40
12/31/2015 ** Wichita W 67-47
2/9/2016 ** Des Moines, Iowa W 74-48
1/4/2017 ** Wichita W 90-65
2/1/2017 ** Des Moines, Iowa W 77-69
3/18/2021 \$ West Lafayette, Ind. L 52-53

>>> DRURY

Total: 0-3 H: 0-0 A: 0-1 N: 0-2

1/2/1935 t Winfield L
1/1/1942 t Emporia L 23-25
12/12/1942 Springfield, Mo. L 30-37

>>> DUQUENSE

Total: 1-1 H: 1-0 A: 0-1 N: 0-0

12/10/1963 Wichita W 91-74
2/8/1965 Pittsburgh, Pa. L 72-75

E

>>> EAST CAROLINA

Total: 7-1 H: 3-1 A: 3-0 N: 1-0

1/11/2018 * Greenville, N.C. W 95-60
2/6/2019 * Greenville, N.C. W 65-49
3/5/2019 * Wichita W 72-55
3/14/2019 c Memphis, Tenn. W 73-57
1/1/2020 * Wichita W 75-69
3/5/2022 * Wichita W 70-62
12/31/2022 * Wichita L 69-79
1/29/2023 * Greenville, N.C. W 85-72

>>> EASTERN MICHIGAN

Total: 1-0 H: 1-0 A: 0-0 N: 0-0

12/12/1975 Wichita W 96-62

>>> EASTERN WASHINGTON

Total: 1-0 H: 1-0 A: 0-0 N: 0-0

11/20/2004 Wichita W 80-62

>>> EMPORIA STATE

Total: 43-28 H: 23-12 A: 18-16 N: 2-0

3/1/1907 Wichita L 36-44
2/8/1911 Wichita L 27-59
2/14/1911 Emporia L 20-59
2/13/1912 Emporia L 17-63
2/7/1913 Wichita L 30-48
2/18/1913 Emporia L 22-73
2/18/1914 Emporia L 25-27
2/27/1914 Wichita W 61-29
1/11/1915 Emporia L 22-40
2/12/1917 Emporia L 13-71
1/14/1919 Wichita L 14-41
1/21/1920 Emporia W 41-6
2/20/1920 Wichita L 15-18
1/22/1923 Emporia W 28-27
2/7/1923 Wichita L 20-27
2/18/1924 Emporia L 31-37
2/18/1925 Wichita L 26-34
2/19/1926 Emporia W 32-31
2/25/1927 Wichita W 30-27
2/3/1928 Wichita W 36-24
2/7/1928 Emporia L 21-25
2/11/1929 Wichita W 35-29
2/28/1929 Emporia W 38-24
3/8/1929 t Winfield W 24-18
2/7/1930 Emporia W 37-27
2/25/1930 Wichita W 40-30
2/12/1931 Emporia W 40-28
2/16/1931 Wichita W 31-30
2/2/1932 Emporia L 31-32
2/27/1932 Wichita W 40-38 OT
2/9/1933 Emporia W 63-23
2/25/1933 Wichita W 52-31
1/26/1935 Wichita W 27-25
2/12/1935 Emporia L 18-43
1/9/1936 Emporia W 46-28
1/10/1936 Emporia W 34-27
2/13/1936 Wichita W 34-33
2/14/1936 Wichita W 48-31
2/6/1937 Wichita W 36-29
2/8/1937 Emporia W 39-25
2/9/1937 Emporia W 32-28
2/1/1938 Emporia W 39-33
2/18/1938 Wichita W 44-40
2/19/1938 Wichita L 51-53 OT
1/31/1939 Wichita L 35-38
3/1/1939 Emporia L 29-32
2/14/1940 Wichita W 40-27
2/27/1940 Emporia L 37-50
12/26/1940 t Topeka W 29-22
1/30/1941 Wichita W 49-43
2/18/1941 Emporia W 52-45
1/6/1942 Emporia L 41-49
2/10/1942 Wichita L 35-47
1/5/1943 Emporia W 42-35
1/25/1943 Wichita W 45-30
2/2/1945 Wichita W 49-19
2/21/1945 Emporia W 53-10
12/13/1946 Wichita W 49-36
1/1/1947 t Emporia L 32-39
2/5/1947 Emporia L 34-48
12/6/1947 Emporia W 42-37

1/2/1948 t Emporia W 52-35
12/24/1948 Wichita L 42-57
12/23/1948 Wichita L 48-60
1/3/1949 Emporia L 43-45
12/12/1953 Wichita W 79-56
3/1/1954 Emporia W 79-57
12/9/1954 Wichita W 72-47
11/9/2013 Wichita W 93-50
11/21/2015 Wichita W 76-54
12/18/2020 Wichita W 73-57

>>> EVANSVILLE

Total: 31-16 H: 18-5 A: 12-10 N: 1-1

12/20/1994 ** Wichita W 63-61
2/27/1995 ** Evansville, Ind. L 73-81
12/9/1995 ** Wichita L 74-91
1/2/1997 ** Evansville, Ind. W 69-55
2/15/1997 ** Wichita L 60-62
1/31/1998 ** Evansville, Ind. W 62-57
2/21/1998 ** Wichita W 80-56
1/9/1999 ** Evansville, Ind. L 73-81
2/4/1999 ** Wichita L 63-75
2/28/1999 c St. Louis, Mo. L 71-79
1/2/2000 ** Evansville, Ind. L 58-84
2/5/2000 ** Wichita W 86-75
2/6/2001 ** Wichita L 74-77
2/15/2001 ** Evansville, Ind. L 61-74
1/19/2002 ** Wichita W 81-63
2/23/2002 ** Evansville, Ind. L 81-83 OT
1/29/2003 ** Evansville, Ind. L 74-75
2/10/2003 ** Wichita W 89-84
1/24/2004 ** Evansville, Ind. W 88-66
2/14/2004 ** Wichita W 90-73
12/31/2004 ** Wichita W 91-81
1/17/2005 ** Evansville, Ind. W 81-65
1/19/2006 ** Evansville, Ind. W 69-62
2/1/2006 ** Wichita W 74-66
1/13/2007 ** Wichita W 69-56
1/27/2007 ** Evansville, Ind. W 66-61
2/6/2008 ** Evansville, Ind. L 56-64
2/26/2008 ** Wichita W 68-54
1/25/2009 ** Wichita W 51-50
2/7/2009 ** Evansville, Ind. L 52-61
2/9/2010 ** Evansville, Ind. L 62-65
2/17/2010 ** Wichita W 76-70 OT
12/29/2010 ** Wichita W 91-57
2/15/2011 ** Evansville, Ind. W 80-74
1/4/2012 ** Evansville, Ind. W 67-66
1/25/2012 ** Wichita W 86-74
1/13/2013 ** Evansville, Ind. L 67-71
2/27/2013 ** Wichita L 56-59
2/1/2014 ** Wichita W 81-67
2/16/2014 ** Evansville, Ind. W 84-68
3/7/2014 c St. Louis, Mo. W 80-58
1/17/2015 ** Evansville, Ind. W 61-41
2/22/2015 ** Wichita W 62-43
1/6/2016 ** Wichita W 67-64
1/31/2016 ** Evansville, Ind. W 78-65
1/17/2017 ** Evansville, Ind. W 82-65
2/21/2017 ** Wichita W 109-83

F

>>> FAIRLEIGH DICKSON

Total: 1-0 H: 1-0 A: 0-0 N: 0-0

11/15/2009 ^ Wichita W 80-64

>>> FLORIDA

Total: 0-2 H: 0-1 A: 0-1 N: 0-0

12/7/1991 Wichita L 50-61
1/26/1993 Gainesville, Fla. L 58-83

>>> FLORIDA A&M

Total: 2-0 H: 2-0 A: 0-0 N: 0-0

12/19/1998 Wichita W 91-72
11/16/2008 Wichita W 77-53

>>> FLORIDA ATLANTIC

Total: 1-0 H: 1-0 A: 0-0 N: 0-0

11/18/1998 Wichita W 88-85

>>> FLORIDA GULF COAST

Total: 1-0 H: 1-0 A: 0-0 N: 0-0

12/22/2017 Wichita W 75-65

>>> FLORIDA STATE

Total: 0-1 H: 0-1 A: 0-0 N: 0-0

3/19/2004 n Wichita L 65-76 2OT

>>> FORDHAM

Total: 0-1 H: 0-1 A: 0-0 N: 0-0

12/6/1986 t Wichita L 88-91 2OT



SERIES RECORDS

>>> FORT HAYS STATE

Total: 23-13 H: 15-4 A: 8-9 N: 0-0

1/28/1926	Wichita	W	57-26
1/28/1928	Hays	L	20-33
2/28/1928	Wichita	W	36-30
1/18/1929	Hays	W	26-25
2/21/1929	Wichita	W	35-15
1/11/1930	Hays	W	36-21
1/30/1930	Wichita	W	47-17
1/10/1931	Hays	W	24-23
2/20/1931	Wichita	W	41-26
1/9/1932	Hays	W	31-26
2/6/1932	Wichita	L	25-28
1/7/1933	Hays	W	60-43
2/4/1933	Wichita	W	44-35
2/2/1935	Hays	L	25-39
2/16/1935	Wichita	W	24-23
1/17/1936	Wichita	W	38-36
1/18/1936	Wichita	W	44-41
2/28/1936	Hays	L	31-39
2/29/1936	Hays	L	30-35
1/29/1937	Hays	L	23-36
1/30/1937	Hays	L	32-34
2/25/1937	Wichita	L	32-43
1/14/1938	Wichita	W	39-38 OT
1/15/1938	Wichita	L	33-49
2/26/1938	Hays	L	26-33
1/14/1939	Wichita	W	29-26
2/18/1939	Hays	L	31-38 OT
1/20/1940	Hays	W	30-27
2/10/1940	Wichita	L	30-31
1/8/1949	Wichita	W	59-51
2/7/1949	Hays	L	48-61
12/10/1952	Wichita	W	72-50
1/14/1953	Hays	W	86-82
12/1/1953	Wichita	W	76-54
1/21/1954	Hays	W	102-50
12/7/1954	Wichita	W	90-72

>>> FRESNO PACIFIC

Total: 1-0 H: 0-0 A: 0-0 N: 1-0

12/27/1986	t Honolulu, Hawaii	W	65-54
------------	--------------------	---	-------

>>> FRESNO STATE

Total: 1-1 H: 1-0 A: 0-1 N: 0-0

12/1/1985	Fresno, Calif.	L	51-61
12/23/1989	Wichita	W	82-62

>>> FRIENDS

Total: 39-11

3/2/1906	Friends	L	14-26
3/6/1906	Fairmount	L	18-23
2/11/1913	YMCA	L	13-46
3/5/1915	Forum (Wichita)	L	25-38
3/11/1915	Forum (Wichita)	W	30-17
3/24/1915	Forum (Wichita)	W	23-20
2/22/1916	Fairmount	W	38-22
3/2/1916	Forum (Wichita)	W	43-33
2/3/1917	Fairmount	L	16-22
3/12/1917	Forum (Wichita)	L	34-35
1/31/1918	YMCA	W	33-23
2/16/1918	YMCA	L	23-29
3/15/1918	Forum (Wichita)	W	23-14
2/17/1919	Emporia	L	33-38
3/4/1919	Forum (Wichita)	L	17-42
2/12/1920	Fairmount	W	22-11
3/11/1920	Friends	W	34-22
2/11/1921	Fairmount	W	35-10
3/9/1921	Fairmount	W	34-17
2/8/1922	Fairmount	W	31-19
2/20/1922	Friends	W	26-19
3/20/1922	Forum (Wichita)	W	27-21
2/5/1923	Friends	W	25-19
3/1/1923	Fairmount	W	28-19
2/9/1924	Fairmount	W	26-14
3/3/1924	Friends	W	23-10
2/3/1925	Wichita H.S.	W	47-23
2/24/1925	Fairmount	W	39-26
2/11/1926	Fairmount	W	50-38
2/16/1926	Wichita H.S.	W	43-23
1/25/1927	Wichita H.S.	W	37-29
2/12/1927	Wichita H.S.	W	48-31
2/7/1929	Wichita H.S.	L	28-31
2/15/1929	Wichita H.S.	W	35-20
2/4/1930	North H.S.	W	49-30
3/2/1931	East H.S.	W	46-33
1/30/1933	Friends	W	52-19
12/13/1935	Friends	W	52-19
12/9/1937	Friends	W	37-22
1/27/1938	Wichita U.	W	54-29
1/2/1939	Friends	W	32-31
1/28/1939	Wichita U.	W	34-15
1/1/1940	North H.S.	W	38-34
1/27/1940	Wichita U.	L	25-26
1/18/1941	Wichita U.	W	47-29
2/22/1941	North H.S.	W	45-31
1/8/1942	North H.S.	W	35-32
1/29/1942	Wichita U.	W	35-29

1/23/1943	North H.S.	W	43-22
2/13/1943	Wichita U.	W	74-22

>>> FURMAN

Total: 1-0 H: 0-0 A: 1-0 N: 0-0

3/20/2019	Greenville, S.C.	W	76-70
-----------	------------------	---	-------

G

>>> GARDNER WEBB

Total: 2-0 H: 2-0 A: 0-0 N: 0-0

12/12/2008	Wichita	W	76-64
11/19/2019	Wichita	W	74-52

>>> GEORGE MASON

Total: 2-3 H: 1-1 A: 1-1 N: 0-1

12/5/1987	Fairfax, Va.	L	93-94 OT
11/29/1988	Wichita	W	96-75
2/18/2006	b Wichita	L	67-70
3/24/2006	§ Washington, D.C.	L	55-63
11/18/2006	Fairfax, Va.	W	72-66

>>> GEORGE WASHINGTON

Total: 0-1 H: 0-0 A: 0-0 N: 0-1

12/25/2014	t Honolulu, Hawaii	L	54-60
------------	--------------------	---	-------

>>> GEORGETOWN

Total: 0-1 H: 0-0 A: 0-0 N: 0-1

11/27/2008	t Lake Buena Vista, Fla.	L	50-58
------------	--------------------------	---	-------

>>> GEORGIA

Total: 0-2 H: 0-0 A: 0-0 N: 0-2

3/15/1985	§ Atlanta, Ga.	L	59-67
11/23/1990	t Richmond, Va.	L	58-89

>>> GEORGIA SOUTHERN

Total: 1-0 H: 1-0 A: 0-0 N: 0-0

11/24/2001	Wichita	W	97-77
------------	---------	---	-------

>>> GONZAGA

Total: 2-0 H: 1-0 A: 0-0 N: 1-0

12/29/1994	t Wichita	W	54-53 OT
3/23/2013	§ Salt Lake City, Utah	W	76-70

>>> GRAMBLING STATE

Total: 1-0 H: 1-0 A: 0-0 N: 0-0

12/12/1987	Wichita	W	93-80
------------	---------	---	-------

>>> GRAND CANYON (GCU)

Total: 1-0 H: 0-0 A: 0-0 N: 1-0

11/20/2022	t Kansas City, Mo.	W	55-43
------------	--------------------	---	-------

H

>>> HAMLINE

Total: 1-0 H: 1-0 A: 0-0 N: 0-0

12/26/1953	Wichita	W	80-45
------------	---------	---	-------

>>> HAMPTON

Total: 1-1 H: 0-1 A: 0-0 N: 1-0

12/18/2000	Wichita	L	51-68
12/22/2003	t St. Thomas, USVI	W	68-65

>>> HARDIN-SIMMONS

Total: 6-0 H: 6-0 A: 0-0 N: 0-0

12/3/1959	Wichita	W	90-57
12/30/1966	Wichita	W	90-87
12/9/1976	Wichita	W	84-74
11/26/1977	Wichita	W	79-72
12/1/1980	Wichita	W	105-46
11/27/1993	Wichita	W	81-50

>>> HARTFORD

Total: 2-1 H: 2-0 A: 0-1 N: 0-0

12/29/1984	Wichita	W	97-66
12/7/1987	Hartford, Conn.	L	62-69 OT
12/3/1988	Wichita	W	85-59

>>> HAWAII

Total: 2-2 H: 1-0 A: 1-2 N: 0-0

12/3/1983	Wichita*	W	89-68
12/29/1990	t Honolulu, Hawaii	L	73-89
11/27/1998	t Honolulu, Hawaii	L	51-73
12/23/2014	t Honolulu, Hawaii	W	80-79 OT

>>> HOFSTRA

Total: 0-1 H: 0-0 A: 0-0 N: 0-1

11/28/1997	t Puerto Rico	L	56-65
------------	---------------	---	-------

>>> HOUSTON

Total: 18-19 H: 13-5 A: 3-13 N: 2-1

12/30/1949	Houston, Texas	L	66-72
12/23/1950	** Houston, Texas	L	74-86
1/27/1951	** Wichita	W	69-68
2/11/1952	** Wichita	W	70-49
2/12/1952	** Wichita	L	53-54
1/3/1953	** Wichita	W	86-68
2/25/1953	** Houston, Texas	L	68-75
1/7/1954	** Wichita	W	78-64
2/22/1954	** Houston Texas	W	86-80
12/21/1954	t Oklahoma City, Okla.	W	91-87
1/8/1955	** Wichita	W	78-67
2/12/1955	** Houston, Texas	L	79-82
1/2/1956	** Houston, Texas	L	77-82
2/25/1956	** Wichita	W	82-72
1/4/1957	** Wichita	W	74-56
1/14/1957	** Houston, Texas	W	68-53
2/17/1958	** Houston, Texas	L	70-72
2/24/1958	** Wichita	W	82-65
1/3/1959	t Houston, Texas	L	75-78
2/16/1959	t Wichita	W	65-63
1/2/1960	** Houston, Texas	W	69-63
1/30/1960	** Wichita	W	74-65
12/28/1960	t Oklahoma City, Okla.	W	71-68
11/16/1989	t Wichita	L	66-67
3/16/2005	n Wichita	W	85-69
1/4/2018	* Wichita	W	81-63
1/20/2018	* Houston, Texas #	L	59-73
3/9/2018	c Orlando, Fla.	L	74-77
1/12/2019	* Houston, Texas	L	70-79
1/18/2020	* Wichita	L	54-65
2/9/2020	* Houston, Texas	L	43-76
1/6/2021	* Houston, Texas	L	63-70
2/18/2021	* Wichita	W	68-63
1/8/2022	* Houston, Texas	L	66-76
2/20/2022	* Wichita	L	74-76 2OT
2/2/2023	* Wichita	L	61-70
3/2/2023	* Houston, Texas	L	66-83

= Played at TSU's H&PE Arena due to UH renovation

>>> HOWARD

Total: 1-0 H: 1-0 A: 0-0 N: 0-0

11/17/2012	^ Wichita	W	69-50
------------	-----------	---	-------

I

>>> ILLINOIS

Total: 0-3 H: 0-0 A: 0-1 N: 0-2

12/20/1969	t Chicago, Ill.	L	63-66
11/27/1997	t Puerto Rico	L	57-70
11/25/2005	t S. Padre Island, Texas	L	54-55

>>> ILLINOIS COLLEGE

Total: 1-0 H: 1-0 A: 0-0 N: 0-0

12/18/1937	Jacksonville, Ill.	W	38-33
------------	--------------------	---	-------

>>> ILLINOIS STATE

Total: 43-40 H: 26-11 A: 13-24 N: 4-5

12/17/1937	Normal, Ill.	L	27-41
2/4/1982	** Normal, Ill.	W	61-56
1/22/1983	** Normal, Ill.	L	53-54
2/26/1983	** Wichita	W	72-62
1/7/1984	** Normal, Ill.	L	66-80
1/26/1984	** Wichita	W	68-66
1/12/1985	** Normal, Ill.	L	80-86 OT
2/16/1985	** Wichita	L	58-64
1/11/1986	** Wichita	L	58-59
2/20/1986	** Normal, Ill.	W	53-49
3/3/1986	c Tulsa, Okla.	L	70-78
1/24/1987	** Wichita	W	66-57
2/12/1987	** Normal, Ill.	L	63-66
3/2/1987	c Wichita	W	56-53
1/11/1988	** Normal, Ill.	W	66-54
1/30/1988	** Wichita	W	61-58
3/6/1988	c Peoria, Ill.	L	51-59
1/21/1989	** Wichita	W	65-53
2/6/1989	** Normal, Ill.	L	52-57
3/4/1989	c Wichita	L	60-66
1/27/1990	** Normal, Ill.	L	66-71 OT
2/22/1990	** Wichita	W	66-52
1/28/1991	** Normal, Ill.	W	73-60
2/9/1991	** Wichita	L	57-78
1/18/1992	** Wichita	W	66-50
2/3/1992	** Normal, Ill.	L	62-63
1/14/1993	** Wichita	L	66-68
2/8/1993	** Normal, Ill.	L	62-75
1/29/1994	** Wichita	W	87-85 2OT
2/17/1994	** Normal, Ill.	L	47-78
1/21/1995	** Normal, Ill.	L	69-73
2/4/1995	** Wichita	L	82-83 OT
1/16/1996	** Wichita	L	59-61
1/27/1996	** Normal, Ill.	L	57-74
1/25/1997	** Normal, Ill.	L	71-79
2/8/1997	** Wichita	L	



SERIES RECORDS

1/10/1996	**	Wichita	W	78-60
1/22/1996	**	Terre Haute, Ind.	L	51-66
1/4/1997	**	Terre Haute, Ind.	W	54-51
1/30/1997	**	Wichita	L	61-69
1/5/1998	**	Terre Haute, Ind.	L	51-73
2/2/1998	**	Wichita	W	66-57
2/28/1998	c	St. Louis, Mo.	W	65-55
1/7/1999	**	Terre Haute, Ind.	L	57-91
2/18/1999	**	Wichita	L	68-74
12/30/1999	**	Terre Haute, Ind.	L	53-58
1/27/2000	**	Wichita	L	65-72
3/4/2000	c	St. Louis, Mo.	L	50-57
1/14/2001	**	Terre Haute, Ind.	L	68-92
1/27/2001	**	Wichita	L	67-85
1/16/2002	**	Terre Haute, Ind.	W	64-63
2/3/2002	**	Wichita	W	87-84 OT
1/7/2003	**	Wichita	W	71-55
2/22/2003	**	Terre Haute, Ind.	W	72-63
1/17/2004	**	Wichita	L	63-64
2/11/2004	**	Terre Haute, Ind.	W	67-53
1/15/2005	**	Terre Haute, Ind.	L	60-64
2/5/2005	**	Wichita	W	67-57
12/28/2005	**	Wichita	W	66-62
2/11/2006	**	Terre Haute, Ind.	W	77-58
3/3/2006	c	St. Louis, Mo.	W	81-63
1/10/2007	**	Terre Haute, Ind.	L	63-68
2/8/2007	**	Wichita	W	61-45
2/9/2008	**	Wichita	W	65-60
2/19/2008	**	Terre Haute, Ind.	L	73-83 OT
3/6/2008	c	St. Louis, Mo.	L	67-71
2/4/2009	**	Terre Haute, Ind.	W	64-58
2/24/2009	**	Wichita	W	76-70
1/13/2010	**	Terre Haute, Ind.	W	84-73
2/6/2010	**	Wichita	W	76-70
1/22/2011	**	Wichita	W	93-83 3OT
2/1/2011	**	Terre Haute, Ind.	W	70-54
3/5/2011	c	St. Louis, Mo.	L	54-61
1/15/2012	**	Terre Haute, Ind.	W	75-65
2/4/2012	**	Wichita	W	71-66
3/2/2012	c	St. Louis, Mo.	W	72-48
1/29/2013	**	Wichita	L	55-68
2/19/2013	**	Terre Haute, Ind.	W	66-62
1/18/2014	**	Wichita	W	68-48
2/5/2014	**	Terre Haute, Ind.	W	65-58
3/9/2014	c	St. Louis, Mo.	W	83-69
2/11/2015	**	Wichita	W	74-57
2/25/2015	**	Terre Haute, Ind.	W	63-53
1/17/2016	**	Wichita	W	82-62
2/21/2016	**	Terre Haute, Ind.	W	84-51
12/28/2016	**	Terre Haute, Ind.	W	80-72
1/21/2017	**	Wichita	W	84-58

>>> IONA

Total: 3-1 H: 2-0 A: 1-1 N: 0-0

1/3/1980		New Rochelle, N.Y.	L	70-84
1/3/1981		Wichita	W	77-46
1/6/1982		New York, N.Y.	W	97-78
1/5/1989		Wichita	W	78-58

>>> IOWA

Total: 5-5 H: 3-1 A: 0-3 N: 2-1

12/4/1956		Iowa City, Iowa	L	86-98
12/16/1957		Wichita	W	81-78
12/28/1966		Iowa City, Iowa	L	76-94
12/12/1968		Wichita	W	93-88
11/28/1978		Iowa City, Iowa	L	67-91
12/11/1979		Wichita	L	62-81
3/15/1981	§	Wichita	W	60-56
11/24/2009	t	Kansas City, Mo.	W	74-57
11/21/2012	t	Cancun, Mexico	W	75-63
11/29/2015	t	Lake Buena Vista, Fla.	L	61-84

>>> IOWA STATE

Total: 1-1 H: 1-0 A: 0-1 N: 0-0

12/10/1960		Wichita	W	75-58
3/19/2003	n	Ames, Iowa	L	65-76

>>> IUPUI

Total: 1-0 H: 1-0 A: 0-0 N: 0-0

12/9/2000		Wichita	W	72-65
-----------	--	---------	---	-------

J

>>> JACKSON STATE

Total: 2-0 H: 2-0 A: 0-0 N: 0-0

12/3/1982	t	Wichita	W	89-64
12/30/1993	t	Wichita	W	80-75

>>> JACKSONVILLE

Total: 0-1 H: 0-1 A: 0-0 N: 0-0

12/17/2001		Wichita	L	65-67
------------	--	---------	---	-------

>>> JACKSONVILLE STATE

Total: 2-0 H: 2-0 A: 0-0 N: 0-0

12/12/2018		Wichita	W	69-65
11/9/2021		Wichita	W	60-57

K

>>> KANSAS

Total: 3-12 H: 1-6 A: 0-4 N: 2-2

12/18/1908		Wichita	L	15-65
2/3/1941		Wichita	L	39-54
2/2/1942		Wichita	L	37-56
12/7/1955		Wichita	L	55-56
3/20/1981	r	New Orleans	W	66-65
2/5/1984		Lawrence	L	69-79
1/5/1985		Kansas City, Mo.	L	83-90
12/28/1985	t	Kansas City, Mo.	L	56-81
1/6/1987		Wichita	W	54-49
1/25/1989		Lawrence	L	66-86
1/4/1990		Wichita	L	66-93
1/23/1991		Lawrence	L	50-84
1/8/1992		Wichita	L	51-81
1/6/1993		Lawrence	L	54-103
3/22/2015	§	Omaha, Neb.	W	78-65

>>> KANSAS CITY

Total: 7-3 H: 5-1 A: 2-2 N: 0-0

12/5/1992		Wichita	W	63-56
1/4/1994		Kansas City, Mo.	L	48-68
12/28/2004		Wichita	W	81-68
12/17/2005		Kansas City, Mo.	W	77-55
11/29/2006		Wichita	W	85-55
12/15/2007		Kansas City, Mo.	L	56-59
11/19/2008		Wichita	L	63-66
12/9/2009		Kansas City, Mo.	W	73-52
11/29/2010		Wichita	W	71-52
11/10/2018		Wichita	W	109-57

>>> KANSAS STATE

Total: 11-22 H: 9-7 A: 2-15 N: 0-0

12/17/1932		Wichita	W	29-27
1/8/1935		Wichita	W	50-34
12/26/1946		Wichita	L	41-48
2/24/1947		Manhattan	L	41-60
12/12/1950		Manhattan	L	42-73
3/14/1964	r	Wichita	L	86-94
12/12/1969		Manhattan	L	69-81
12/13/1969		Wichita	W	77-73
12/11/1970		Wichita	W	64-51
12/12/1970		Manhattan	L	74-75
12/11/1971		Manhattan	L	73-89
12/22/1971		Wichita	W	69-66 OT
1/6/1986		Manhattan	L	60-77
12/13/1986		Wichita	W	63-60
1/12/1987		Manhattan	L	67-79
1/19/1988		Manhattan	L	47-58
2/19/1989		Wichita	L	71-73 OT
1/20/1990		Manhattan	L	62-83
1/7/1991		Wichita	L	66-67
1/15/1992		Manhattan	L	50-72
12/21/1992		Wichita	W	74-61
1/12/1994		Manhattan	L	55-71
1/3/1995		Wichita	W	75-51
1/2/1996		Manhattan	L	64-70
12/3/1996		Manhattan	W	74-59
12/10/1997		Wichita	L	83-90 OT
12/8/1998		Manhattan	L	47-64
11/21/2000		Wichita	W	76-66
12/5/2001		Manhattan	W	65-56
12/14/2002		Wichita	L	66-79
12/10/2003		Manhattan	L	50-54
12/5/2021	!	Wichita (IBA)	L	59-65
12/3/2022		Manhattan	L	50-55

>>> KANSAS WESLEYAN

Total: 4-1 H: 2-1 A: 2-0 N: 0-0

1/11/1910		Wichita	L	33-50
1/18/1911		Salina	W	43-42
2/23/1911		Wichita	W	50-29
2/24/1921		Wichita	W	30-21
3/4/1921		Salina	W	34-23

>>> KENNESAW STATE

Total: 1-0 H: 1-0 A: 0-0 N: 0-0

12/19/2006	^	Wichita	W	74-65
------------	---	---------	---	-------

>>> KENT STATE

Total: 0-1 H: 0-0 A: 0-0 N: 0-1

12/1/1989	t	New Rochelle, N.Y.	L	65-77
-----------	---	--------------------	---	-------

>>> KENTUCKY

Total: 0-2 H: 0-0 A: 0-0 N: 0-2

3/23/2014	§	St. Louis, Mo.	L	76-78
3/19/2017	§	Indianapolis, Ind.	L	62-65

L

>>> LA SALLE

Total: 2-0 H: 0-0 A: 0-0 N: 2-0

12/21/2003	t	St. Thomas, USVI	W	74-71
3/28/2013	§	Los Angeles, Calif.	W	72-58

>>> LAMAR

Total: 3-0 H: 2-0 A: 1-0 N: 0-0

11/26/1983		Wichita	W	59-58
11/24/1984		Beaumont, Texas	W	70-65
12/18/2002		Wichita	W	92-73

>>> LIPSCOMB

Total: 0-1 H: 0-0 A: 0-0 N: 0-1

4/2/2019	n	New York, N.Y.	L	64-71
----------	---	----------------	---	-------

>>> LONGWOOD

Total: 1-0 H: 1-0 A: 0-0 N: 0-0

12/10/2022		Wichita	W	81-63
------------	--	---------	---	-------

>>> LONG BEACH STATE

Total: 6-4 H: 5-1 A: 1-3 N: 0-0

12/5/1964		Wichita	W	114-78
1/7/1975		Wichita	W	75-46
12/15/1975		Long Beach, Calif.	L	55-58
12/13/1976		Wichita	W	83-78
12/3/1977		Long Beach, Calif.	L	94-95
12/13/1978		Wichita	L	88-91
12/4/1979		Long Beach, Calif.	L	72-77
12/8/1980		Wichita	W	80-61
12/8/1981		Long Beach, Calif.	W	94-71
11/13/2016		Wichita	W	92-55

>>> LSU (Louisiana State)

Total: 5-1 H: 1-0 A: 2-0 N: 2-1

3/22/1981	§	New Orleans	L	85-96
2/21/1982		Baton Rouge, La.	W	66-65
11/25/2006		Baton Rouge, La.	W	57-53
12/19/2007		Wichita	W	67-47
12/18/2010		Bossier City, La.	W	70-69
11/23/2016		Paradise Isl, Bahamas	W	82-47

>>> LOUISIANA-LAFAYETTE

Total: 3-1 H: 2-0 A: 1-1 N: 0-0

1/30/1984		Wichita	W	63-59
2/20/1984		Lafayette, La.	L	61-78
12/14/1985		Wichita	W	74-62
12/3/1986		Lafayette, La.	W	79-64

>>> LOUISIANA-MONROE

Total: 2-1 H: 2-1 A: 0-0 N: 0-0

1/15/1973		Wichita	L	77-78
12/10/1973		Wichita	W	96-76
12/13/1980		Wichita	W	82-63

>>> LOUISIANA TECH

Total: 0-1 H: 0-1 A: 0-0 N: 0-0

11/6/2018		Wichita	L	58-71
-----------	--	---------	---	-------

>>> LOUISVILLE

Total: 5-21 H: 5-7 A: 0-12 N: 0-2

1/27/1962		Louisville, Ky.	L	75-91
12/22/1962		Wichita	W	81-63
1/30/1965	**	Wichita	W	96-76
3/3/1965	**	Louisville, Ky.	L	70-79
2/12/1966	**	Wichita	W	102-87
2/26/1966	**	Louisville, Ky.	L	66-81
2/11/1967	**	Louisville, Ky.	L	69-90
2/25/1967	**	Wichita	W	84-78
2/10/1968	**	Wichita	L	91-93 OT
2/24/1968	**	Louisville, Ky.	L	88-98
1/2/1969	**	Louisville, Ky.	L	58-71
2/				



SERIES RECORDS

>>> McPHERSON

Total: 12-9 H: 7-4 A: 5-4 N: 0-1

1/10/1912	Wichita	L	33-41
2/15/1912	McPherson	L	19-30
1/15/1913	McPherson	L	8-64
1/30/1913	Wichita	L	25-88
2/20/1914	McPherson	W	42-15
1/7/1916	McPherson	W	36-35
2/12/1916	Wichita	W	44-19
2/15/1921	Wichita	W	58-17
3/5/1921	McPherson	W	40-26
1/21/1923	Wichita	L	20-29
2/27/1923	McPherson	L	19-28
1/16/1924	Wichita	W	46-25
1/26/1924	McPherson	L	16-27
1/29/1925	Wichita	L	33-49
1/31/1925	McPherson	W	42-23
1/25/1926	Wichita	W	47-23
3/14/1928	n Kansas City, Mo.	L	30-40
12/19/1931	Wichita	W	47-18
1/1/1938	Wichita	W	35-26
12/20/1944	McPherson	W	40-33
1/30/1945	Wichita	W	50-41

>>> MEMPHIS

Total: 12-18 H: 8-6 A: 3-12 N: 1-0

2/7/1959	Wichita	W	95-92	OT
2/13/1960	Wichita	W	79-75	
1/13/1968	** Wichita	W	77-69	
2/19/1968	** Memphis, Tenn.	L	55-67	
1/30/1969	** Wichita	W	71-69	
3/1/1969	** Memphis, Tenn.	W	71-61	
1/29/1970	** Memphis, Tenn.	L	81-85	
2/28/1970	** Wichita	W	79-72	
1/28/1971	** Wichita	W	98-87	
2/27/1971	** Memphis, Tenn.	L	77-85	
1/27/1972	** Memphis, Tenn.	L	69-71	
2/24/1972	** Wichita	L	98-108	
2/15/1973	** Memphis, Tenn.	L	77-99	
2/7/1974	Wichita	L	90-91	
12/30/1974	Memphis, Tenn.	W	95-91	
1/30/1975	Wichita	L	76-78	
12/18/1975	Memphis, Tenn.	L	68-75	
1/8/1976	Wichita	W	81-70	
2/7/1983	Memphis, Tenn.	L	73-85	
11/18/2014	^ Sioux Falls, S.D.	W	71-56	
2/6/2018	* Memphis, Tenn.	W	85-65	
1/3/2019	* Memphis, Tenn.	L	74-85	
2/23/2019	* Wichita	L	85-88	
1/9/2020	* Wichita	W	76-67	
3/5/2020	* Memphis, Tenn.	L	60-68	
1/21/2021	* Memphis, Tenn.	L	52-72	
1/1/2022	* Wichita	L	64-82	
2/27/2022	* Memphis, Tenn.	L	57-81	
1/19/2023	* Memphis, Tenn.	L	78-88	
2/23/2023	* Wichita	L	78-83	

>>> MERCER

Total: 1-0 H: 1-0 A: 0-0 N: 0-0

12/29/1998	t Wichita	W	83-43
------------	-----------	---	-------

>>> MIAMI (FLA.)

Total: 0-2 H: 0-0 A: 0-0 N: 0-2

12/30/1988	t W. Palm Beach, Fla.	L	59-81
3/19/2016	§ Providence, R.I.	L	57-65

>>> MIAMI (OHIO)

Total: 2-1 H: 1-0 A: 0-1 N: 1-0

1/1/1948	t Emporia	W	65-51
2/19/2005	b Oxford, Ohio	L	58-65
12/20/2005	Wichita	W	55-46

>>> MICHIGAN

Total: 3-3 H: 3-0 A: 0-1 N: 0-2

12/7/1956	Wichita	W	81-76
12/19/1960	Wichita	W	94-76
12/14/1964	Detroit, Mich.	L	85-87
12/8/1965	Wichita	W	100-94
3/13/1976	§ Denton, Texas**	L	73-74
3/15/1984	n A. Arbor, Mich.	L	70-94
TBD	t Las Vegas, Nev.		

>>> MICHIGAN STATE

Total: 3-6 H: 3-0 A: 0-4 N: 0-2

12/19/1962	Wichita	W	80-69
12/10/1966	E. Lansing, Mich.	L	68-103
12/23/1967	Wichita	W	90-80
12/8/1977	E. Lansing, Mich.	L	57-84
12/14/1979	Wichita	W	55-54
3/20/1989	n East Lansing, Mich.	L	67-79
12/10/2005	Detroit, Mich.	L	64-83
11/30/2008	t Lake Buena Vista, Fla.	L	57-65
11/25/2016	t Paradise Isl, Bahamas	L	72-77

>>> MIDLAND (NEB.)

Total: 0-1 H: 0-0 A: 0-0 N: 0-1

12/31/1934	t Winfield	L	23-27
------------	------------	---	-------

>>> MILWAUKEE

Total: 1-0 H: 1-0 A: 0-0 N: 0-0

12/1/1975	Wichita	W	107-65
-----------	---------	---	--------

>>> MINNESOTA

Total: 3-2 H: 2-0 A: 1-1 N: 0-1

12/27/1962	Wichita	W	79-62
12/19/1963	Minneapolis, Minn.	W	71-65
12/22/1986	Minneapolis, Minn.	L	66-91
1/2/1988	Wichita	W	78-68
11/25/1995	t Hilo, Hawaii	L	55-64

>>> MISSISSIPPI

Total: 3-3 H: 2-1 A: 1-1 N: 0-1

12/10/1994	Oxford, Miss.	W	71-70
12/16/1995	Wichita	W	72-59
12/14/1996	Oxford, Miss.	L	65-68
12/13/1997	Wichita	L	48-71
11/18/2001	t Fairbanks, Alaska	L	68-80
1/4/2020	Wichita	W	74-54
1/3/2021	Oxford, Miss.	W	83-79

>>> MISSISSIPPI STATE

Total: 3-0 H: 2-0 A: 1-0 N: 0-0

12/5/1967	Wichita	W	97-67
12/21/1985	Wichita	W	64-57
12/10/1986	Starkville, Miss.	W	61-48

>>> MISSISSIPPI VALLEY STATE

Total: 1-0 H: 1-0 A: 0-0 N: 0-0

12/13/2022	Wichita	W	71-48
------------	---------	---	-------

>>> MISSOURI

Total: 1-5 H: 0-2 A: 1-3 N: 0-0

1/18/1950	Columbia, Mo.	L	45-70	
1/16/1951	Columbia, Mo.	L	42-61	
1/17/1951	Columbia, Mo.	L	38-46	
12/6/2020	Wichita	L	62-72	
11/26/2021	Columbia, Mo.	W	61-55	
11/29/2022	Wichita	L	84-88	OT

>>> MISSOURI STATE

Total: 39-30 H: 24-6 A: 11-20 N: 4-4

12/12/1941	Springfield, Mo.	L	32-49	
12/11/1942	Springfield, Mo.	L	39-48	
12/23/1942	Wichita	W	51-39	
12/10/1955	Springfield, Mo.	W	74-57	
12/1/1956	Wichita	W	69-63	
1/4/1988	Springfield, Mo.	L	56-58	
12/15/1988	Wichita	W	66-59	
12/5/1989	Wichita	W	81-68	
1/8/1990	Springfield, Mo.	L	51-77	
12/15/1990	** Wichita	L	62-64	OT
2/2/1991	** Springfield, Mo.	L	38-63	
2/23/1992	** Wichita	L	55-70	
2/26/1992	** Springfield, Mo.	L	53-72	
2/2/1993	** Springfield, Mo.	L	51-54	
2/15/1993	** Wichita	L	40-49	
3/6/1993	c St. Louis, Mo.*	L	57-72	
12/18/1993	** Springfield, Mo.	L	41-58	
2/12/1994	** Wichita	W	65-63	
1/10/1995	** Wichita	W	46-45	
2/7/1995	** Springfield, Mo.	L	54-57	
12/19/1995	** Springfield, Mo.	L	52-64	
2/22/1996	** Wichita	L	71-78	
1/18/1997	** Wichita	W	75-60	
2/22/1997	** Springfield, Mo.	L	62-70	OT
12/20/1997	** Springfield, Mo.	L	61-91	
2/7/1998	** Wichita	W	65-55	
1/18/1999	** Wichita	W	94-88	2OT
1/31/1999	** Springfield, Mo.	L	58-89	
1/12/2000	** Springfield, Mo.	L	63-70	
2/2/2000	** Wichita	W	72-69	
2/3/2001	** Springfield, Mo.	L	55-68	
2/17/2001	** Wichita	W	59-48	
2/3/2001	c St. Louis, Mo.	L	45-57	
1/5/2002	** Springfield, Mo.	L	61-82	
2/9/2002	** Wichita	W	71-63	
3/2/2002	c St. Louis, Mo.	L	59-72	
1/10/2003	** Wichita	W	67-63	
3/1/2003	** Springfield, Mo.	W	71-65	
12/13/2003	** Springfield, Mo.	W	81-63	
2/25/2004	** Wichita	W	77-66	
1/8/2005	** Springfield, Mo.	W	63-61	
2/23/2005	** Wichita	W	72-61	
1/14/2006	** Wichita	W	81-57	
1/22/2006	** Springfield, Mo.	W	68-62	
1/7/2007	** Springfield, Mo.	L	87-95	
2/20/2007	** Wichita	L	65-71	
3/2/2007	c St. Louis, Mo.	L	64-67	
1/8/2008	** Springfield, Mo.	L	47-71	
1/29/2008	** Wichita	W	70-62	OT
1/14/2009	** Springfield, Mo.	L	55-68	
2/10/2009	** Wichita	W	62-61	
3/5/2009	c St. Louis, Mo.	W	59-46	
1/6/2010	** Springfield, Mo.	W	65-62	
2/14/2010	** Wichita	W	66-64	

3/5/2010	c St. Louis, Mo.	W	73-63	
1/9/2011	** Wichita	L	56-59	
2/26/2011	** Springfield, Mo.	L	64-69	
2/1/2012	** Springfield, Mo.	W	74-67	
2/15/2012	** Wichita	W	73-58	
1/23/2013	** Springfield, Mo.	W	62-52	
2/9/2013	** Wichita	W	79-50	
3/8/2013	c St. Louis, Mo.	W	69-59	
1/11/2014	** Springfield, Mo.	W	72-69	OT
3/1/2014	** Wichita	W	68-45	
3/8/2014	c St. Louis, Mo.	W	67-42	
1/21/2015	** Springfield, Mo.	W	76-53	
2/7/2015	** Wichita	W	78-35	
1/13/2016	** Springfield, Mo.	W	78-62	
2/18/2016	** Wichita	W	99-68	
2/9/2017	** Wichita	W	80-62	
2/25/2017	** Springfield, Mo.	W	86-67	
3/4/2017	c St. Louis, Mo.	W	78-63	

>>> MONMOUTH

Total: 1-1 H: 1-0 A: 0-0 N: 0-1

12/29/1993	t Wichita	W	65-59	OT
11/17/2007	t St. Thomas, USVI	L	50-59	

>>> MONTANA STATE

Total: 2-1 H: 1-0 A: 0-0 N: 1-1

12/26/1963	t Oklahoma City	W	85-69
12/30/1970	t Oklahoma City	L	89-101
11/29/1976	Wichita	W	67-50

>>> MOREHEAD STATE

Total: 0-1 H: 0-0 A: 0-1 N: 0-0

12/16/1941	Morehead, Ky.	L	33-49
------------	---------------	---	-------

>>> MORNINGSIDES

Total: 2-0 H: 2-0 A: 0-0 N: 0-0

12/23/1939	Wichita	W	35-23
12/6/1975	Wichita	W	109-66

>>> MURRAY STATE

Total: 1-0 H: 1-0 A: 0-0 N: 0-0

2/18/1953	Wichita	W	87-77
-----------	---------	---	-------

N

>>> NEBRASKA

Total: 6-6 H: 4-3 A: 2-3 N: 0-0

12/12/1955	Wichita	W	71-46	
12/3/1960	Lincoln, Neb.	W	65-63	
12/4/1961	Wichita	W	79-49	
12/10/1968	Lincoln, Neb.	L	92-94	3OT
12/6/1969	Wichita	L	79-81	OT
12/23/1970	Wichita	L	71-72	
12/4/1971	Lincoln, Neb.	W	74-61	
1/7/1974	Wichita	W	66-58	
12/14/1974	Lincoln, Neb.	L	65-78	
12/12/1992	Wichita	L	64-71	
12/11/1993	Lincoln, Neb.	L	72-94	
3/16/2011	n Wichita	W	76-49	

>>> NEVADA

Total: 2-1 H: 2-1 A: 0-0 N: 0-0

12/16/1970	Wichita	W	97-69
3/17/2010	n Wichita	L	70-74
12/22/2015	Wichita	W	98-69

>>> NEW MEXICO

Total: 2-3 H: 1-0 A: 1-1 N: 0-2

12/17/1951	Albuquerque, N.M.	W	84-58
1/4/1958	Wichita	W	81-63
12/30/1975	t Albuquerque	L	80-86
12/1/1978	t Tempe, Ariz.	L	81-95
12/22/2006	t Las Vegas, Nev.	L	68-71

>>> NEW MEXICO STATE

Total: 16-14 H: 13-4 A: 3-10 N: 0-0

12/15/1950	Wichita	L	57-61
12/12/1952	Wichita	W	80-54
12/4/1965	Wichita	W	103-67
12/21/1967	Wichita	L	76-89
12/4/1969	Las Cruces, N.M.	L	76-108
2/3/1973	** Las Cruces, N.M.	W	58-56
3/9/1			



SERIES RECORDS

2/13/1975	**	Wichita	W	87-72
2/22/1975	**	Denton, Texas	L	80-86
12/4/1982	t	Wichita	W	78-72
12/18/2021		Wichita	L	52-62

>>> NORTHERN ARIZONA

Total: 3-1 H: 3-0 A: 0-1 N: 0-0

12/30/1986		Wichita	W	68-49
12/29/2003		Wichita	W	68-51
2/23/2008	b	Flagstaff, Ariz.	L	75-85
12/20/2008		Wichita	W	58-53

>>> NORTHERN COLORADO

Total: 2-1 H: 1-0 A: 0-1 N: 1-0

3/13/1923	n	Kansas City, Mo.	W	37-17
12/15/1939		Greeley, Colo.	L	30-36
12/8/2012		Wichita	W	80-54

>>> NORTHERN ILLINOIS

Total: 1-4 H: 1-2 A: 0-2 N: 0-0

12/9/1972		Wichita	L	79-88
12/22/1973		DeKalb, Ill.	L	77-86
12/5/1986	t	Wichita	W	67-54
11/28/1994		DeKalb, Ill.	L	77-79
12/4/1995		Wichita	L	52-77

>>> NORTHERN IOWA (UNI)

Total: 28-28 H: 17-9 A: 10-16 N: 1-3

12/14/1977		Wichita	W	81-65
1/22/1992	**	Wichita	W	65-60
2/8/1992	**	Cedar Falls, Iowa	L	65-78
1/18/1993	**	Cedar Falls, Iowa	L	72-74 OT
2/1/1993	**	Wichita	W	63-47
1/15/1994	**	Wichita	W	77-71
1/27/1994	**	Cedar Falls, Iowa	L	58-74
12/17/1994	**	Cedar Falls, Iowa	W	66-61
1/30/1995	**	Wichita	L	58-59
2/19/1996	**	Cedar Falls, Iowa	W	80-68
2/1/1997	**	Cedar Falls, Iowa	L	56-58
2/24/1997	**	Wichita	W	81-68
1/8/1998	**	Wichita	W	61-59
1/22/1998	**	Cedar Falls, Iowa	W	67-57
1/27/1999	**	Wichita	L	76-79
2/13/1999	**	Cedar Falls, Iowa	L	82-87
2/27/1999	c	St. Louis, Mo.	W	74-72 OT
1/22/2000	**	Wichita	L	54-66
2/28/2000	**	Cedar Falls, Iowa	L	68-81
1/7/2001	**	Wichita	W	66-48
1/24/2001	**	Cedar Falls, Iowa	L	50-62
2/12/2002	**	Cedar Falls, Iowa	L	75-83 OT
2/25/2002	**	Wichita	W	86-74
1/4/2003	**	Wichita	W	79-55
2/8/2003	**	Cedar Falls, Iowa	L	72-80
1/8/2004	**	Wichita	W	82-65
2/18/2004	**	Cedar Falls, Iowa	L	80-85
3/7/2004	c	St. Louis, Mo.	L	56-63
1/24/2005	**	Cedar Falls, Iowa	W	65-57
2/28/2005	**	Wichita	L	66-67
1/5/2006	**	Wichita	L	61-75
2/7/2006	**	Cedar Falls, Iowa	L	56-68
12/30/2006	**	Wichita	L	59-63
1/30/2007	**	Cedar Falls, Iowa	W	67-61
1/23/2008	**	Wichita	L	58-65
2/13/2008	**	Cedar Falls, Iowa	L	75-77 OT
1/3/2009	**	Cedar Falls, Iowa	L	54-78
2/14/2009	**	Wichita	W	69-61
1/19/2010	**	Wichita	W	60-51
2/3/2010	**	Cedar Falls, Iowa	L	56-59
3/7/2010	c	St. Louis, Mo.	L	52-67
1/19/2011	**	Wichita	L	74-77
2/12/2011	**	Cedar Falls, Iowa	W	73-55
1/18/2012	**	Cedar Falls, Iowa	W	71-68
2/8/2012	**	Wichita	W	82-57
12/30/2012	**	Wichita	W	66-41
2/2/2013	**	Cedar Falls, Iowa	L	52-57
1/5/2014	**	Wichita	W	67-53
2/8/2014	**	Cedar Falls, Iowa	W	82-73
1/31/2015	**	Cedar Falls, Iowa	L	54-70
2/28/2015	**	Wichita	W	74-60
1/20/2016	**	Cedar Falls, Iowa	W	74-55
2/13/2016	**	Wichita	L	50-53
3/5/2016	c	St. Louis, Mo.	L	52-57 OT
1/8/2017	**	Cedar Falls, Iowa	W	80-66
2/18/2017	**	Wichita	W	73-44
11/21/2022	t	Kansas City, Mo.		

>>> NORTHERN MICHIGAN

Total: 1-0 H: 1-0 A: 0-0 N: 0-0

11/30/1979		Wichita	W	76-61
------------	--	---------	---	-------

>>> NORTHWEST MISSOURI

Total: 1-7 H: 0-1 A: 0-3 N: 1-3

3/7/1931		Winfield	W	27-23
12/31/1931		Marysville, Mo.	L	23-25
1/1/1932		Marysville, Mo.	L	17-20
12/26/1938	t	Oklahoma City	L	16-22
12/27/1940	t	Topeka	L	30-36

1/4/1941		Wichita	L	15-41
1/11/1941		Marysville, Mo.	L	23-46
12/31/1941	t	Emporia	L	13-18

>>> NORTHWESTERN

Total: 2-0 H: 1-0 A: 1-0 N: 0-0

12/5/1960		Wichita	W	78-60
12/6/1961		Evanston, Ill.	W	61-56

>>> NORTHWESTERN OKLAHOMA STATE

Total: 12-2 H: 9-0 A: 3-1 N: 0-1

1/5/1925		Alva, Okla.	L	34-38
1/6/1925		Alva, Okla.	W	44-33
1/9/1925		Wichita	W	42-31
1/10/1925		Wichita	W	47-26
12/16/1926		Wichita	W	33-18
12/19/1927		Wichita	W	46-35
12/20/1927		Wichita	W	51-31
1/4/1929		Wichita	W	36-33
1/5/1929		Wichita	W	43-27
12/14/1931		Wichita	W	26-19
12/21/1931		Alva, Okla.	W	47-28
12/22/1931		Alva, Okla.	W	30-25
1/1/1935	t	Winfield	L	36-37
1/3/1946		Wichita	W	50-30

>>> NORTHWESTERN STATE

Total: 2-0 H: 2-0 A: 0-0 N: 0-0

12/7/2002		Wichita	W	74-55
12/3/2005		Wichita	W	57-55

>>> NOTRE DAME

Total: 1-3 H: 1-0 A: 0-1 N: 0-2

1/24/1990		South Bend, Ind.	L	78-88
1/10/1991		Wichita	W	60-50
3/26/2015	§	Cleveland, Ohio	L	70-81
11/22/2017	t	Lahaina, Hawaii	L	66-67

O

>>> OHIO

Total: 1-1 H: 1-1 A: 0-0 N: 0-0

12/14/1961		Wichita	W	58-55
12/7/1984	t	Wichita	L	55-56

>>> OHIO STATE

Total: 2-3 H: 1-1 A: 0-2 N: 1-0

12/17/1960		Wichita	L	82-93
12/8/1961		Columbus, Ohio	L	62-85
12/29/1962		Wichita	W	71-54
12/21/1963		Columbus, Ohio	L	60-78
3/30/2013	§	Los Angeles, Calif.	W	70-66

>>> OKLAHOMA

Total: 3-6 H: 2-3 A: 1-3 N: 0-0

1/2/1936		Wichita	L	37-40
12/12/1936		Norman, Okla.	L	27-36
1/21/1943		Wichita	L	39-69
12/21/1974		Norman, Okla.	L	55-75
12/20/1975		Wichita	W	65-60
12/10/2016		Oklahoma City	W	76-73
12/16/2017		Wichita (IBA)	L	75-81
12/8/2018		Oklahoma City	L	48-80
12/14/2019		Wichita (IBA)	W	80-75

>>> OKLAHOMA BAPTIST

Total: 2-0 H: 1-0 A: 1-0 N: 0-0

1/4/1930		Shawnee, Okla.	W	37-26
12/5/1950		Wichita	W	53-45

>>> OKLAHOMA CHRISTIAN

Total: 2-0 H: 1-0 A: 1-0 N: 0-0

3/14/1910		Oklahoma City	W	34-18
12/8/1973		Wichita	W	91-51

>>> OKLAHOMA CITY

Total: 18-17 H: 10-7 A: 7-10 N: 1-0

1/7/1928		Wichita	W	42-13
1/9/1930		Oklahoma City	W	39-29
3/5/1931		Winfield	W	33-21
12/28/1934		Oklahoma City	L	46-52 OT
2/20/1937		Oklahoma City	L	38-50
3/1/1937		Wichita	L	32-39
12/16/1938		Oklahoma City	L	18-26
2/6/1939		Wichita	L	23-25
12/19/1946		Oklahoma City	W	56-41
1/7/1947		Wichita	W	74-34
2/4/1949		Wichita	L	39-40
2/14/1949		Oklahoma City	L	42-49
12/10/1949		Wichita	W	51-37
1/30/1950		Oklahoma City	L	41-46
1/4/1951		Wichita	L	43-48
2/28/1951		Oklahoma City	L	45-52

1/9/1952		Wichita	L	46-53
2/23/1952		Oklahoma City	L	51-76
1/23/1953		Wichita	W	66-62
2/14/1953		Oklahoma City	L	69-75
2/13/1954		Wichita	W	79-65
3/3/1954		Oklahoma City	W	76-60
2/19/1955		Wichita	W	54-50
3/3/1955		Oklahoma City	W	69-59
1/24/1956		Wichita	L	55-56
2/6/1956		Oklahoma City	L	59-63
1/31/1957		Oklahoma City	L	70-84
2/21/1957		Wichita	W	73-65
1/21/1961		Wichita	W	92-72
3/2/1961		Oklahoma City	W	96-86
2/17/1962		Wichita	W	101-84
12/28/1963	t	Oklahoma City	W	80-47
1/10/1977		Oklahoma City	W	72-66
2/14/1977		Wichita	L	63-81
2/6/1978		Wichita	W	75-60

>>> OKLAHOMA STATE

Total: 11-32 H: 5-16 A: 5-15 N: 1-1

12/12/1934		Stillwater, Okla.	L	17-24
12/18/1934		Wichita	L	22-29
12/23/1941		Wichita	L	17-30
12/18/1942		Wichita	L	22-31
1/15/1946	**	Stillwater, Okla.	L	41-52
2/26/1946	**	Wichita	L	24-35
1/17/1947	**	Wichita	L	38-47
2/18/1947	**	Stillwater, Okla.	L	28-57
1/26/1948	**	Stillwater, Okla.	L	22-60
2/21/1948	**	Wichita	L	29-41
2/19/1949	**	Wichita	L	37-39
3/3/1949	**	Stillwater, Okla.	L	36-60
1/7/1950	**	Wichita	W	38-37
2/21/1950	**	Stillwater, Okla.	L	40-59
1/8/1951	**	Stillwater, Okla.	L	45-64
2/24/1951	**	Wichita	L	50-61
1/17/1952	**	Wichita	L	45-49
3/1/1952	**	Stillwater, Okla.	L	34-47
1/28/1953	**	Stillwater, Okla.	L	59-73
2/12/1953	**	Wichita	W	73-62
2/4/1954	**	Wichita	L	51-59
2/24/1954	**	Stillwater, Okla.	W	67-66
1/11/1955	**	Stillwater, Okla.	L	53-69
2/22/1955	**	Wichita	W	41-39
1/10/1956	**	Wichita	L	54-61
2/28/1956	**	Stillwater, Okla.	L	62-65 OT
1/24/1957	**	Stillwater, Okla.	W	52-48
3/2/1957	**	Wichita	L	63-69 OT
1/14/1958		Wichita	L	42-55
3/8/1958		Stillwater, Okla.	L	50-74
3/13/1965	§	Manhattan, Kan.	W	54-46
12/8/1990		Wichita	W	72-69
12/14/1991		Stillwater, Okla.	L	54-82
12/1/1999		Stillwater, Okla.	L	56-68
12/6/2000		Wichita	W	61-59
12/1/2001		Stillwater, Okla.	L	59-61
12/21/2002		Wichita	L	58-68
12/17/2016	!	Wichita (IBA)	L	76-93
12/9/2017		Stillwater, Okla.	W	78-66
12/8/2019		Stillwater, Okla.	W	80-61
12/12/2020		Wichita	L	64-67
12/1/2021		Stillwater, Okla.	W	60-51
12/17/2022		Wichita (IBA)	L	49-59

>>> OMAHA



SERIES RECORDS

>>> PITTSBURGH

Total: 2-1 H: 0-0 A: 0-0 N: 2-1

12/26/1964	t Philadelphia	W	109-58
11/23/2009	t Kansas City, Mo.	L	55-68
3/21/2013	§ Salt Lake City, Utah	W	73-55

>>> PORTLAND

Total: 2-0 H: 1-0 A: 1-0 N: 0-0

12/7/1953	Portland, Ore.	W	97-63
12/6/1985	t Wichita	W	76-56

>>> PRAIRIE VIEW A&M

Total: 4-0 H: 4-0 A: 0-0 N: 0-0

12/21/1996	Wichita	W	95-62
11/22/1997	Wichita	W	67-52
11/27/1999	Wichita	W	93-69
12/22/2021	Wichita	W	102-66

>>> PRINCETON

Total: 0-1 H: 0-0 A: 0-0 N: 0-1

3/20/1965	§ Portland, Ore.	L	82-118
-----------	------------------	---	--------

>>> PROVIDENCE

Total: 3-0 H: 1-0 A: 1-0 N: 1-0

12/11/2004	Providence, R.I.	W	90-86
11/30/2005	Wichita	W	82-74
11/9/2018	# Annapolis, Md.	W	83-80

>>> PURDUE

Total: 2-4 H: 1-2 A: 1-2 N: 0-0

12/11/1961	West Lafayette, Ind.	W	71-68
12/8/1962	Wichita	W	79-59
12/8/1986	West Lafayette, Ind.	L	61-77
12/3/1987	Wichita	L	78-80 OT
12/19/1988	West Lafayette, Ind.	L	61-71
12/18/1989	Wichita	L	54-62

R

>>> RADFORD

Total: 2-0 H: 1-0 A: 0-0 N: 1-0

2/29/1988	Wichita	W	98-75
11/17/2001	t Fairbanks, Alaska	W	82-81

>>> REGIS

Total: 3-0 H: 2-0 A: 1-0 N: 0-0

12/20/1948	Denver, Colo.	W	42-40 OT
12/15/1953	Wichita	W	82-58
12/14/1954	Wichita	W	80-53

>>> RHODE ISLAND

Total: 1-0 H: 0-0 A: 0-0 N: 1-0

12/30/1965	Oklahoma City	W	96-93
------------	---------------	---	-------

>>> RICE

Total: 1-1 H: 1-0 A: 0-1 N: 0-0

12/28/1949	Houston, Texas	L	66-72
11/25/2018	Wichita	W	90-61

>>> RICHMOND

Total: 1-0 H: 0-0 A: 1-0 N: 0-0

11/17/2022	Richmond, Va.	W	56-53
------------	---------------	---	-------

>>> RIDER

Total: 1-0 H: 1-0 A: 0-0 N: 0-0

11/25/1991	Wichita	W	78-39
------------	---------	---	-------

>>> ROCKHURST

Total: 3-0 H: 2-0 A: 1-0 N: 0-0

1/30/1943	Kansas City, Mo.	W	32-31
12/6/2003	Wichita	W	84-59
11/11/2006	Wichita	W	71-47

>>> RUTGERS

Total: 0-1 H: 0-0 A: 0-0 N: 0-1

11/29/1998	t Honolulu, Hawaii	L	64-74
------------	--------------------	---	-------

S

>>> SAINT LOUIS

Total: 23-41 H: 15-17 A: 8-24 N: 0-0

12/17/1936	St. Louis, Mo.	L	24-26
2/3/1937	Wichita	W	32-31
1/19/1946	** St. Louis, Mo.	L	42-60
2/1/1947	** St. Louis, Mo.	L	32-65
2/7/1947	** Wichita	L	40-49
2/7/1948	** Wichita	L	41-52
3/4/1948	** St. Louis, Mo.	L	44-63

1/29/1949	** St. Louis, Mo.	L	41-72
2/17/1949	** Wichita	L	45-62
1/17/1950	** St. Louis, Mo.	L	60-73
2/14/1950	** Wichita	L	54-61
2/6/1951	** Wichita	L	48-49
2/17/1951	** St. Louis, Mo.	L	53-83
12/15/1951	** St. Louis, Mo.	L	45-71
2/2/1952	** Wichita	L	63-64
1/7/1953	** St. Louis, Mo.	L	76-92
2/3/1953	** Wichita	L	68-78
1/23/1954	** St. Louis, Mo.	L	58-74
2/18/1954	** Wichita	W	79-73
1/22/1955	** St. Louis, Mo.	L	71-73
2/17/1955	** Wichita	L	78-91
2/2/1956	** Wichita	L	88-90
2/18/1956	** St. Louis, Mo.	W	109-103 OT
1/9/1957	** Wichita	W	69-64
2/16/1957	** St. Louis, Mo.	L	68-78
1/30/1958	** Wichita	L	73-81
2/8/1958	** St. Louis, Mo.	L	73-78
1/10/1959	** Wichita	L	72-75
2/28/1959	** St. Louis, Mo.	L	70-80
2/4/1960	** St. Louis, Mo.	L	67-75
2/18/1960	** Wichita	L	64-68
1/7/1961	** St. Louis, Mo.	W	70-61
2/25/1961	** Wichita	L	78-91
1/13/1962	** Wichita	W	88-75
2/10/1962	** St. Louis, Mo.	L	68-86
1/10/1963	** Wichita	W	71-65
2/9/1963	** St. Louis, Mo.	L	61-68
1/13/1964	** St. Louis, Mo.	W	69-56
2/22/1964	** Wichita	W	86-71
1/16/1965	** Wichita	W	75-64
2/6/1965	** St. Louis, Mo.	W	70-64
1/8/1966	** Wichita	W	79-74
2/5/1966	** St. Louis, Mo.	L	78-101
1/7/1967	** St. Louis, Mo.	W	70-68 OT
2/4/1967	** Wichita	W	63-61
1/6/1968	** Wichita	W	77-72
2/3/1968	** St. Louis, Mo.	L	73-92
12/17/1968	** Wichita	L	89-99
2/8/1969	** St. Louis, Mo.	W	85-73
12/16/1969	** Wichita	W	82-78
2/7/1970	** St. Louis, Mo.	L	72-82
2/8/1971	** St. Louis, Mo.	L	71-76
2/25/1971	** Wichita	L	72-73 OT
1/15/1972	** Wichita	W	57-49
2/5/1972	** St. Louis, Mo.	L	60-63
1/25/1973	** Wichita	L	66-75
2/2/1974	** St. Louis, Mo.	L	70-71
2/9/1974	** Wichita	L	77-79
1/18/1975	St. Louis, Mo.	L	67-77
3/1/1975	Wichita	W	62-60
12/1/2013	St. Louis, Mo.	W	70-65
12/6/2014	! Wichita (IBA)	W	81-52
12/5/2015	St. Louis, Mo.	W	68-53
12/6/2016	Wichita	W	75-45

>>> SAM HOUSTON STATE

Total: 1-0 H: 1-0 A: 0-0 N: 0-0

12/27/1996	t Wichita	W	70-51
------------	-----------	---	-------

>>> SAMFORD

Total: 1-0 H: 1-0 A: 0-0 N: 0-0

12/18/1979	Wichita	W	97-70
------------	---------	---	-------

>>> SAN DIEGO STATE

Total: 5-1 H: 2-0 A: 2-1 N: 1-0

12/19/1951	San Diego, Calif.	W	74-59
12/20/1951	San Diego, Calif.	W	72-63
12/23/1952	Wichita	W	78-56
12/20/1966	Wichita	W	68-54
12/4/1976	Tempe, Ariz.	W	75-62
12/4/2010	San Diego, Calif.	L	69-83

>>> SAN FRANCISCO

Total: 5-5 H: 2-1 A: 1-1 N: 2-3

12/17/1952	Wichita	W	64-59
12/20/1954	t Oklahoma City	L	75-94
12/20/1955	Wichita	L	65-75
12/16/1958	San Francisco, Calif.	L	46-47
12/29/1958	t Oklahoma City	W	86-68
12/28/1970	t Oklahoma City	W	62-57
12/30/1981	t Honolulu, Hawaii	L	74-84
12/1/2004	Wichita	W	65-55
12/6/2005	San Francisco, Calif.	W	75-67
11/21/2022	t Kansas City, Mo.	L	63-67

>>> SAN FRANCISCO STATE

Total: 1-0 H: 1-0 A: 0-0 N: 0-0

12/7/1979	t Wichita	W	75-43
-----------	-----------	---	-------

>>> SAN JOSE STATE

Total: 0-1 H: 0-0 A: 0-0 N: 0-1

12/2/1978	t Tempe, Ariz.	L	80-82 OT
-----------	----------------	---	----------

>>> SANTA CLARA

Total: 2-1 H: 2-0 A: 0-1 N: 0-0

12/26/1955	Wichita	W	69-60
12/21/1961	Wichita	W	60-48
12/11/1962	Santa Clara, Calif.	L	65-72

>>> SAVANNAH STATE

Total: 1-0 H: 1-0 A: 0-0 N: 0-0

11/28/2017	Wichita	W	112-66
------------	---------	---	--------

>>> SEATTLE

Total: 2-1 H: 1-0 A: 1-1 N: 0-0

12/3/1953	Seattle, Wash.	W	82-68
12/4/1953	Seattle, Wash.	L	77-89
1/20/1955	Wichita	W	74-71

>>> SETON HALL

Total: 2-1 H: 1-0 A: 0-1 N: 1-0

3/16/2006	§ Greensboro, N.C.	W	86-66
12/9/2014	Wichita	W	77-68
12/19/2015	Newark, N.J.	L	76-80 OT

>>> SIENA

Total: 1-0 H: 0-0 A: 0-0 N: 1-0

11/28/2008	t Lake Buena Vista, Fla.	W	72-70
------------	--------------------------	---	-------

>>> SOUTH ALABAMA

Total: 1-0 H: 1-0 A: 0-0 N: 0-0

11/13/2021	Wichita	W	64-58
------------	---------	---	-------

>>> SOUTH CAROLINA

Total: 1-0 H: 0-0 A: 0-0 N: 1-0

11/26/2019	t Cancun, Mexico	W	70-47
------------	------------------	---	-------

>>> SOUTH CAROLINA STATE

Total: 1-0 H: 1-0 A: 0-0 N: 0-0

11/11/2016	Wichita	W	85-39
------------	---------	---	-------

>>> SOUTH CAROLINA UPSTATE

Total: 1-0 H: 1-0 A: 0-0 N: 0-0

12/5/2009	Wichita	W	72-45
-----------	---------	---	-------

>>> SOUTH DAKOTA

Total: 2-0 H: 2-0 A: 0-0 N: 0-0

12/2/1974	Wichita	W	88-64
12/14/1978	Wichita	W	93-75

>>> SOUTH DAKOTA STATE

Total: 3-0 H: 3-0 A: 0-0 N: 0-0

12/21/1977	Wichita	W	104-83
12/22/2016	Wichita	W	89-67
12/5/2017	Wichita	W	95-85

>>> SOUTH FLORIDA

Total: 9-1 H: 5-0 A: 3-1 N: 1-0

1/7/2018	* Wichita	W	95-57
1/22/2019	* Tampa, Fla.	L	41-54
1/21/2020	* Tampa, Fla.	W	56-43
2/20/2020	* Wichita	W	65-55
12/22/2020	* Tampa, Fla.	W	82-77 OT
3/6/2021	* Wichita	W	80-63
3/12/2021	c Fort Worth, Texas	W	68-67
2/12/2022	* Wichita	W	73-69
1/8/2023	* Tampa, Fla.	W	70-66
3/5/2023	* Wichita	W	69-49

>>> SOUTHEASTERN OKLAHOMA STATE

Total: 0-1 H: 0-0 A: 0-0 N: 0-1

12/29/1938	t Oklahoma City	L	30-34
------------	-----------------	---	-------

>>> SOUTHERN

Total: 1-0 H: 1-0 A: 0-0 N: 0-0

3/13/1981	§ Wichita	W	95-70
-----------	-----------	---	-------

>>> SOUTHERN CALIFORNIA

Total: 2-2 H: 1-1 A: 0-0 N: 1-1

12/17/1935	Wichita	L	37-40
12/20/1958	Wichita	W	82-70
12/23/2006	t Las Vegas, Nev.	L	56-60
11/26/2015	t Lake Buena Vista, Fla.	L	69-72

>>> SOUTHERN ILLINOIS

Total: 47-48 H: 32-17 A: 14-30 N: 1-1

1/11/1965	Wichita	W	94-81
12/20/1965	Carbondale, Ill.	L	68-89
3/1/1966	Wichita	W	87-80
1/21/1967	Wichita	L	55-77
1/20/1968	Carbondale, Ill.	L	72-81
12/5/1968	Wichita	L	



SERIES RECORDS

1/30/2019	*	Wichita	W	85-83
3/3/2019	*	Dallas, Texas	W	67-55
3/1/2020	*	Dallas, Texas	W	66-62
2/5/2022	*	Wichita	W	72-57
1/22/2023	*	Dallas, Texas	W	71-69
2/12/2023	*	Wichita	W	91-89

>>> SOUTHERN MISS

Total: 1-0 H: 1-0 A: 0-0 N: 1-0

12/22/2012	!	Wichita (IBA)	W	59-51
12/22/2018		Wichita (IBA)	W	63-60

>>> SOUTHERN NAZARENE

Total: 1-0 H: 1-0 A: 0-0 N: 1-0

11/29/2016		Wichita	W	87-57
------------	--	---------	---	-------

>>> SOUTHWESTERN (KAN.)

Total: 29-55 H: 15-26 A: 14-29 N: 0-0

1/19/1907		Wichita	W	41-27
2/16/1907		Winfield	L	25-55
1/18/1908		Winfield	L	18-65
2/7/1908		Wichita	L	32-54
1/12/1909		Winfield	L	26-71
2/18/1910		Winfield	L	21-68
3/11/1910		Wichita	L	27-83
1/21/1911		Wichita	L	16-59
3/4/1911		Winfield	L	31-70
1/20/1912		Wichita	L	24-54
2/24/1912		Winfield	L	36-45
2/23/1914		Wichita	L	35-31
2/24/1914		Winfield	L	24-30
2/4/1915		Wichita	L	23-26
3/6/1915		Winfield	L	21-32
2/14/1916		Wichita	W	26-23
3/6/1916		Winfield	L	28-41
2/19/1917		Wichita	L	17-46
2/5/1918		Winfield	L	24-37
2/25/1918		Wichita	L	12-25
1/14/1919		Winfield	L	12-51
2/25/1919		Wichita	L	22-41
1/31/1920		Winfield	L	24-34
2/26/1920		Wichita	L	22-32
2/3/1921		Wichita	W	24-23
2/26/1921		Winfield	W	26-22
2/13/1922		Winfield	L	23-36
2/15/1922		Wichita	L	18-24
2/12/1923		Winfield	L	14-27
2/14/1923		Wichita	L	20-21
2/13/1924		Winfield	L	23-24
2/23/1924		Wichita	L	21-31
2/26/1925		Wichita	L	24-50
3/2/1925		Winfield	L	26-38
2/23/1926		Winfield	L	16-38
2/27/1926		Wichita	W	39-33
3/9/1926		Winfield	W	31-26
2/22/1927		Winfield	W	35-21
3/1/1927		Wichita	W	37-33
2/24/1928		Wichita	W	31-21
3/1/1928		Winfield	W	30-18
2/19/1929		Wichita	W	26-25
3/4/1929		Winfield	W	33-22
3/9/1929	t	Winfield	L	23-29
2/14/1930		Winfield	W	41-26
2/27/1930		Wichita	L	26-27
2/7/1931		Wichita	W	32-17
2/27/1931		Winfield	W	26-16
1/15/1932		Winfield	W	37-15
2/23/1932		Wichita	W	42-23
1/17/1933		Wichita	W	45-33
2/27/1933		Winfield	W	39-31
1/15/1935		Wichita	L	28-44
2/5/1935		Winfield	W	30-27
1/31/1936		Winfield	L	32-41
2/7/1936		Wichita	L	28-35
2/11/1936		Winfield	L	22-35
3/7/1936		Wichita	L	25-34
1/9/1937		Wichita	L	32-45
1/25/1937		Winfield	L	35-46
3/5/1937		Wichita	L	36-43
1/5/1938		Winfield	L	23-39
2/5/1938		Wichita	L	23-40
3/3/1938		Winfield	L	25-43
1/11/1939		Winfield	L	32-51
2/25/1939		Wichita	L	30-33
1/13/1940		Wichita	W	24-14
2/23/1940		Winfield	L	27-50
2/8/1941		Winfield	L	36-60
2/25/1941		Wichita	L	37-46
1/16/1942		Winfield	L	24-50
2/14/1942		Wichita	L	31-56
1/19/1943		Winfield	L	24-34
2/2/1943		Wichita	L	28-40
12/11/1945		Wichita	W	40-27
2/15/1946		Winfield	W	46-44
1/14/1947		Wichita	L	41-43
3/3/1947		Winfield	L	31-41

1/31/1948		Wichita	W	65-37
3/1/1948		Winfield	W	64-56
1/28/1952		Winfield	W	91-63
1/31/1952		Wichita	W	57-27
12/2/1952		Wichita	W	86-73
1/26/1953		Winfield	W	93-75

>>> SPRINGFIELD (MASS.)

Total: 1-0 H: 1-0 A: 0-0 N: 0-0

12/27/1952		Wichita	W	94-74
------------	--	---------	---	-------

>>> ST. BONAVENTURE

Total: 1-1 H: 0-0 A: 0-1 N: 1-0

12/31/1953		Buffalo, N.Y.	W	77-71
12/7/1957		St. Bonaventure, N.Y.	L	52-61

>>> ST. JOHN'S (N.Y.)

Total: 0-1 H: 0-0 A: 0-0 N: 0-1

3/13/1987	n	Rosemont, Ill.	L	55-57
-----------	---	----------------	---	-------

>>> ST. JOSEPH'S (PA.)

Total: 0-1 H: 0-0 A: 0-0 N: 0-1

12/29/1964	t	Philadelphia	L	69-76
------------	---	--------------	---	-------

>>> ST. MARY'S (CALIF.)

Total: 1-0 H: 1-0 A: 0-0 N: 0-0

12/15/1959		Wichita	W	74-58
------------	--	---------	---	-------

>>> ST. MARY'S (KAN.)

Total: 4-1 H: 0-1 A: 4-0 N: 0-0

2/16/1911		St. Mary's	W	51-39
2/16/1916		Wichita	L	25-26
2/17/1921		St. Mary's	W	30-19
1/16/1926		St. Mary's	W	27-26
1/18/1927		St. Mary's	W	33-25

>>> ST. PETER'S (N.J.)

Total: 0-3 H: 0-2 A: 0-1 N: 0-0

2/12/1991		E. Rutherford, N.J.	L	59-74
1/4/1992		Wichita	L	68-71
12/29/1995	t	Wichita	L	48-56

>>> STANFORD

Total: 0-1 H: 0-1 A: 0-0 N: 0-0

3/23/2009	n	Wichita	L	56-70
-----------	---	---------	---	-------

>>> STERLING

Total: 21-2 H: 13-0 A: 8-1 N: 0-1

3/6/1908		Wichita	W	99-31
1/10/1911		Wichita	W	59-29
1/16/1911		Sterling	W	27-24
2/2/1912		Wichita	W	54-26
2/17/1912		Sterling	W	27-17
12/12/1912		Wichita	W	34-21
1/17/1913		Sterling	L	38-61
1/15/1914		Wichita	W	35-29
1/31/1914		Sterling	W	44-33
1/20/1915		Wichita	W	50-20
2/26/1915		Sterling	W	43-14
1/14/1916		Wichita	W	41-22
2/1/1916		Sterling	W	49-27
1/11/1917		Wichita	W	40-26
1/10/1919		Wichita	W	33-17
1/13/1920		Wichita	W	69-18
3/3/1920		Sterling	W	51-24
2/2/1922		Wichita	W	39-15
3/2/1922		Sterling	W	38-21
2/9/1927		Wichita	W	39-21
1/4/1940		Sterling	W	46-31
1/2/1942	t	Emporia	L	25-28
12/8/1942		Wichita	W	47-13

>>> STETSON

Total: 1-0 H: 0-0 A: 0-0 N: 1-0

12/30/1990	t	Honolulu, Hawaii	W	69-58
------------	---	------------------	---	-------

>>> STONY BROOK

Total: 1-0 H: 1-0 A: 0-0 N: 0-0

12/21/1999		Wichita	W	79-48
------------	--	---------	---	-------

>>> SYRACUSE

Total: 1-2 H: 0-0 A: 1-1 N: 0-1

12/26/1986	t	Honolulu, Hawaii	L	69-83
12/30/1991		Syracuse, N.Y.	L	63-88
12/2/2006		Syracuse, N.Y.	W	64-61

T

>>> TARLETON STATE

Total: 2-0 H: 2-0 A: 0-0 N: 0-0

11/16/2021		Wichita	W	65-51
11/26/2022		Wichita	W	83-71

>>> TCU (TEXAS CHRISTIAN)

Total: 5-2 H: 5-0 A: 0-2 N: 0-0

12/20/1949		Wichita	W	65-48
12/27/1949	t	Ft. Worth, Texas	L	22-54
12/19/1955		Wichita	W	79-69
12/15/1956		Wichita	W	95-76
12/26/1975		Wichita	W	84-65
12/8/2008		Ft. Worth, Texas	L	48-57
12/12/2009		Wichita	W	80-68

>>> TEMPLE

Total: 6-6 H: 3-3 A: 1-2 N: 2-1

12/22/1983		Wichita	L	73-78
12/7/1985	t	Wichita	L	60-62
11/20/2011	t	San Juan, P.R.	L	74-78
2/1/2018	*	Philadelphia, Pa.	L	79-81
2/15/2018	*	Wichita	W	93-86
3/9/2018	c	Orlando, Fla.	W	89-81
1/6/2019	*	Wichita	L	81-85
3/15/2019	c	Memphis, Tenn.	W	80-74
1/15/2020	*	Philadelphia, Pa.	L	53-65
2/27/2020	*	Wichita	W	72-69
2/7/2021	*	Wichita	W	70-67
2/16/2023	*	Philadelphia, Pa.	W	79-65

>>> TENNESSEE

Total: 3-1 H: 1-0 A: 0-1 N: 2-0

12/27/1990	t	Honolulu, Hawaii	W	77-73
3/18/2006	s	Greensboro, N.C.	W	80-73
12/13/2012		Knoxville, Tenn.	L	60-69
12/14/2013		Wichita (IBA)	W	70-61

>>> TENNESSEE STATE

Total: 2-0 H: 2-0 A: 0-0 N: 0-0

12/4/2000		Wichita	W	73-49
11/16/2013		Wichita	W	85-71

>>> TEXAS

Total: 2-1 H: 2-0 A: 0-0 N: 0-1

12/20/1957		Wichita	W	82-66
12/16/1963		Wichita	W	76-57
12/27/1968	t	Charlotte, N.C.	L	81-84

>>> TEXAS A&M

Total: 3-1 H: 1-0 A: 0-0 N: 2-1

12/27/1961	t	Oklahoma City	W	71-69
12/27/1963	t	Oklahoma City	W	70-56
12/23/1968		Wichita	W	79-60
1/5/1973	t	Houston, Texas	L	86-102

>>> TEXAS A&M - KINGSVILLE

Total: 1-0 H: 1-0 A: 0-0 N: 0-0

12/19/1992		Wichita	W	75-64
------------	--	---------	---	-------

>>> TEXAS SOUTHERN

Total: 5-0 H: 5-0 A: 0-0 N: 0-0

11/20/2005		Wichita	W	86-54
12/3/2009		Wichita	W	74-43
11/16/2010		Wichita	W	79-67
11/9/2019		Wichita	W	69-63
12/22/2022		Wichita	W	65-56

>>> TEXAS TECH

Total: 3-1 H: 2-0 A: 1-1 N: 0-0

12/18/1965		Wichita	W	105-84
12/3/1966		Lubbock, Texas	W	90-77
12/3/2008		Lubbock, Texas	L	69-72
12/19/2009		Wichita	W	85-83

>>> TEXAS-ARLINGTON

Total: 5-1 H: 5-1 A: 0-0 N: 0-0



SERIES RECORDS

3/4/1987	c	Tulsa, Okla.	W	79-74	OT
2/18/1988	**	Wichita	W	65-59	
2/27/1988	**	Tulsa, Okla.	W	79-77	2OT
3/5/1988	c	Peoria, Ill.	W	74-66	
1/14/1989	**	Wichita	W	75-68	
2/16/1989	**	Tulsa, Okla.	L	57-60	
1/18/1990	**	Wichita	W	60-59	
2/15/1990	**	Tulsa, Okla.	L	75-78	
1/12/1991	**	Tulsa, Okla.	W	83-74	
1/31/1991	**	Wichita	W	65-61	
3/2/1991	c	St. Louis, Mo.	L	52-71	
2/10/1992	**	Tulsa, Okla.	L	66-70	
2/20/1992	**	Wichita	L	60-74	
1/30/1993	**	Wichita	W	77-76	OT
2/27/1993	**	Tulsa, Okla.	L	63-80	
2/9/1994	**	Tulsa, Okla.	L	64-79	
2/23/1994	**	Wichita	L	52-89	
1/12/1995	**	Wichita	L	52-79	
2/20/1995	**	Tulsa, Okla.	L	58-67	
3/4/1995	c	St. Louis, Mo.	L	63-77	
2/10/1996	**	Wichita	L	47-75	
2/24/1996	**	Tulsa, Okla.	L	66-72	
12/19/1996	**	Wichita	L	53-56	
12/6/1997	**	Tulsa, Okla.	L	40-50	
12/22/2000	**	Tulsa, Okla.	L	49-78	
12/8/2001	**	Wichita	L	76-82	
12/4/2002	**	Tulsa, Okla.	L	69-80	
12/20/2003	**	Wichita	W	66-58	
12/18/2004	**	Tulsa, Okla.	W	71-66	
12/21/2010	!	Wichita (IBA)	W	82-79	
12/7/2011	**	Tulsa, Okla.	W	77-67	
11/28/2012	**	Wichita	W	86-60	
11/20/2013	**	Tulsa, Okla.	W	77-54	
11/29/2014	**	Wichita	W	75-55	
11/17/2015	**	Tulsa, Okla.	L	67-77	
11/16/2016	**	Wichita	W	80-53	
1/13/2018	*	Tulsa, Okla.	W	72-69	
1/28/2018	*	Wichita	W	90-71	
2/2/2019	*	Wichita	W	79-68	
2/20/2019	*	Tulsa, Okla.	W	81-60	
2/1/2020	*	Tulsa, Okla.	L	51-54	
3/8/2020	*	Wichita	W	79-57	
12/15/2020	*	Tulsa, Okla.	W	69-65	
1/13/2021	*	Wichita	W	72-53	
2/1/2022	*	Wichita	W	58-48	
3/2/2022	*	Tulsa, Okla.	W	72-62	
3/10/2022	c	Fort Worth, Texas	L	67-73	
1/14/2023	*	Wichita	W	73-69	
2/5/2023	*	Tulsa, Okla.	W	86-75	
3/9/2023	c	Fort Worth, Texas	W	81-63	

U

>>> **UAB** (Alabama-Birmingham)
Total: 4-0 H: 3-0 A: 1-0 N: 0-0

12/12/1981	**	Wichita	W	75-60	
12/11/1982	**	Birmingham, Ala.	W	89-88	OT
12/22/2007	**	Wichita	W	61-52	
11/25/2011	!	Wichita (IBA)	W	68-46	

>>> **UCLA**

Total: 2-3 H: 2-0 A: 0-2 N: 0-1

12/17/1955	**	Wichita	W	76-68	
12/18/1957	**	Wichita	W	83-68	
3/19/1965	\$	Portland, Ore.	L	89-108	
12/8/1967	**	Los Angeles	L	86-120	
11/29/1974	**	Los Angeles	L	74-85	

>>> **UNLV**

Total: 4-1 H: 3-0 A: 0-1 N: 1-0

1/21/1978	**	Wichita	W	87-83	
1/9/1979	**	Las Vegas, Nevada	L	89-111	
12/4/2011	**	Wichita	W	89-70	
12/9/2015	**	Wichita	W	56-50	
11/21/2021	t	Las Vegas, Nev.	W	74-73	

>>> **UTAH**

Total: 2-7 H: 2-2 A: 0-5 N: 0-0

12/3/1955	**	Wichita	L	51-73	
12/11/1959	**	Salt Lake City, Utah	L	80-103	
12/12/1959	**	Salt Lake City, Utah	L	85-88	
12/14/1967	**	Salt Lake City, Utah	L	91-106	
12/21/1968	**	Wichita	W	100-92	
12/22/1990	**	Salt Lake City, Utah	L	48-95	
12/21/1991	**	Wichita	L	36-58	
12/3/2014	**	Salt Lake City, Utah	L	68-69	OT
12/12/2015	!	Wichita (IBA)	W	67-50	

>>> **UTAH STATE**

Total: 5-6 H: 2-1 A: 0-2 N: 3-3

12/30/1948	t	Emporia	L	39-43	
12/7/1950	**	Wichita	L	50-56	
12/29/1959	t	Oklahoma City	L	68-75	
12/29/1960	t	Oklahoma City	W	73-63	
12/29/1961	t	Oklahoma City	W	90-88	

12/23/1966	**	Wichita	W	123-106	
12/16/1967	**	Logan, Utah	L	83-102	
12/29/1970	t	Oklahoma City	L	78-84	
11/24/1995	**	Hilo, Hawaii	W	63-61	2OT
2/20/2010	b	Logan, Utah	L	58-68	
12/10/2011	**	Wichita	W	83-76	

>>> **UTEP**

Total: 5-3 H: 4-2 A: 1-1 N: 0-0

12/4/1957	**	Wichita	W	71-48	
12/2/1958	**	Wichita	W	63-58	
12/5/1959	**	Wichita	W	94-75	
2/26/1963	**	El Paso, Texas	W	60-58	
12/4/1963	**	Wichita	L	74-75	
12/9/1964	**	Wichita	W	73-55	
12/19/1966	**	El Paso, Texas	L	60-77	
3/6/1980	n	Wichita	L	56-58	

>>> **UT MARTIN**

Total: 1-0 H: 1-0 A: 0-0 N: 0-0

11/16/2019	**	Wichita	W	103-62	
------------	----	---------	---	--------	--

>>> **UTSA** (Texas-San Antonio)

Total: 2-0 H: 2-0 A: 0-0 N: 0-0

12/5/1998	**	Wichita	W	82-73	
12/21/2004	**	Wichita	W	84-79	

V

>>> **VANDERBILT**

Total: 1-1 H: 0-0 A: 0-1 N: 1-0

3/21/2005	n	Nashville, Tenn.	L	63-65	
3/15/2016	\$	Dayton, Ohio	W	70-50	

>>> **VILLANOVA**

Total: 1-1 H: 0-0 A: 0-0 N: 1-1

3/16/1963	n	New York, N.Y.	L	53-54	
12/28/1964	t	Philadelphia	W	86-74	

>>> **VIRGINIA**

Total: 1-0 H: 0-0 A: 0-0 N: 1-0

11/24/2010	t	Maui, Hawaii	W	70-58	
------------	---	--------------	---	-------	--

>>> **VCU** (Virginia Commonwealth)

Total: 3-3 H: 2-1 A: 1-1 N: 0-1

12/28/1996	t	Wichita	W	80-50	
2/18/2011	b	Wichita	L	67-68	
3/15/2012	\$	Portland, Ore.	L	59-62	
11/13/2012	**	Richmond, Va.	W	53-51	
12/22/2018	**	Richmond, Va.	L	54-70	
12/21/2019	**	Wichita	W	73-63	

>>> **VIRGINIA TECH**

Total: 1-1 H: 0-0 A: 1-0 N: 0-1

12/29/1965	**	Oklahoma City	L	90-91	
3/20/2011	n	Blacksburg, Va.	W	79-76	OT

W

>>> **WASHBURN**

Total: 23-19 H: 17-5 A: 5-13 N: 1-1

1/31/1906	**	Wichita	L	10-37	
3/9/1906	**	Ottawa	L	9-66	
3/11/1908	**	Wichita	L	45-48	
12/1/1909	**	Wichita	W	46-27	
1/14/1921	**	Wichita	W	43-30	
2/18/1921	**	Topeka	L	21-29	
2/23/1923	**	Wichita	W	35-15	
3/19/1927	n	Kansas City, Mo.	W	31-28	
1/10/1928	**	Topeka	L	26-34	
2/21/1928	**	Wichita	W	36-23	
1/10/1929	**	Wichita	L	27-28	
1/28/1929	**	Topeka	L	20-23	
2/1/1930	**	Topeka	W	63-24	
2/22/1930	**	Wichita	W	43-37	
1/9/1931	**	Topeka	W	29-22	
2/5/1931	**	Wichita	L	23-25	
1/6/1932	**	Wichita	W	27-26	
2/13/1932	**	Topeka	L	29-35	
1/4/1933	**	Wichita	W	61-39	
2/14/1933	**	Topeka	W	51-23	
12/19/1934	**	Wichita	W	33-22	
1/18/1935	**	Topeka	L	31-32	
1/11/1936	**	Topeka	W	34-29	
2/15/1936	**	Wichita	W	44-32	
12/19/1936	**	Topeka	L	25-27	
1/16/1937	**	Wichita	W	27-24	
12/11/1937	**	Topeka	L	30-34	
12/13/1938	**	Wichita	W	33-20	
12/20/1940	**	Wichita	W	36-34	
2/28/1941	**	Topeka	L	34-38	

2/6/1942	**	Wichita	W	30-26	
2/20/1942	**	Topeka	L	35-36	OT
1/7/1943	**	Wichita	W	38-31	
2/20/1943	**	Topeka	L	38-40	
1/9/1945	**	Topeka	L	35-50	
1/19/1945	**	Wichita	L	32-55	
12/18/1945	**	Topeka	L	33-38	
2/7/1946	**	Wichita	W	46-28	
2/23/1948	**	Topeka	L	40-42	
2/28/1948	**	Wichita	W	90-64	
12/10/1953	**	Wichita	W	70-48	
1/4/1955	**	Topeka	W	99-76	

>>> **WASHINGTON**

Total: 2-3 H: 0-2 A: 1-1 N: 1-0

12/15/1972	**	Wichita	L	68-102	
12/1/1973	**	Seattle, Wash.	W	87-79	OT
12/28/1988	t	W. Palm Beach, Fla.	W	92-72	
12/12/1999	**	Seattle, Wash.	L	47-61	
11/30/2000	**	Wichita	L	66-69	

>>> **WASHINGTON (MO.)**

Total: 1-2 H: 1-0 A: 0-2 N: 0-0

1/21/1946	**	St. Louis, Mo.	L	35-48	
1/31/1947	**	St. Louis, Mo.	L	41-42	
2/28/1947	**	Wichita	W	58-43	

>>> **WASHINGTON STATE**

Total: 2-0 H: 1-0 A: 0-0 N: 1-0

12/15/1960	**	Wichita	W	83-64	
3/29/2011	n	New York, N.Y.	W	75-44	

>>> **WEST TEXAS A&M**

Total: 25-9 H: 15-2 A: 9-6 N: 1-1

3/13/1945	n	Kansas City, Mo.	L	43-54	
12/6/1949	**	Wichita	W	67-61	
1/17/1972	**	Amarillo, Texas	W	70-65	
3/4/1972	**	Wichita	W	103-73	
1/6/1973	t	Houston, Texas	W	88-82	
2/1/1973	**	Amarillo, Texas	L	75-82	
2/8/1973	**	Wichita	W	103-61	
2/14/1974	**	Wichita	W	72-61	
2/28/1974	**	Amarillo, Texas	L	73-85	
1/16/1975	**	Wichita	W	60-55	
2/10/1975	**	Amarillo, Texas	L	63-89	
1/29/1976	**	Wichita	W	63-55	
2/23/1976	**	Amarillo, Texas	L	62-69	
1/22/1977	**	Amarillo, Texas	W	82-72	
2/26/1977	**	Wichita	W	74-66	
3/4/1977	c	Wichita	L	68-79	
2/2/1978	**	Wichita	L	59-64	
2/25/1978	**	Amarillo, Texas	W	81-74	
12/28/1978	**	Wichita	W	96-84	
2/3/1979</					



SERIES RECORDS

RECORDS BY CONFERENCE

THE AMERICAN	Tot.	H	A	N
Charlotte				
East Carolina	7-1	3-1	3-0	1-0
Florida Atlantic	1-0	1-0		
Memphis	12-18	8-5	3-13	1-0
North Texas	26-12	16-4	10-8	
Rice	1-1	1-0	0-1	
SMU	11-6	6-2	4-4	1-0
South Florida	9-1	5-0	3-1	1-0
Temple	6-6	3-3	1-2	2-1
Tulane	7-4	4-2	3-1	0-1
Tulsa	77-63	43-23	32-37	2-3
UAB	4-0	3-0	1-0	
UTSA	2-0	2-0		

AMERICA EAST	Tot.	H	A	N
Albany				
Binghamton				
Bryant				
Maine				
New Hampshire				
UMass Lowell				
UMBC	1-0	1-0		
Vermont				

ATLANTIC 10	Tot.	H	A	N
Davidson	2-1	1-0	1-0	0-1
Dayton	1-2		0-1	1-1
Duquesne	1-1	1-0	0-1	
Fordham	0-1	0-1		
George Mason	2-3	1-1	1-1	0-1
George Washington	0-1			0-1
La Salle	2-0			2-0
Loyola Chicago	27-9	13-4	11-5	3-0
Massachusetts				
Rhode Island	1-0			1-0
Richmond	1-0		1-0	
Saint Louis	23-41	15-17	8-24	
St. Bonaventure	1-1		0-1	1-0
St. Joseph's (Pa.)	0-1			0-1
VCU	3-3	2-1	1-1	0-1

ATLANTIC COAST	Tot.	H	A	N
Boston College	0-1			0-1
Clemson	1-0		1-0	
Duke				
Florida State	0-1	0-1		
Georgia Tech				
Louisville	5-21	5-7	0-12	0-2
Miami (Fla.)	0-2			0-2
North Carolina	0-1			0-1
North Carolina State	0-1			0-1
Notre Dame	1-3	1-0	0-1	0-2
Pittsburgh	2-1			2-1
Syracuse	1-2		1-1	0-1
Virginia	1-0			1-0
Virginia Tech	1-1		1-0	0-1
Wake Forest				

ASUN	Tot.	H	A	N
Austin Peay	4-0	3-0	1-0	
Bellarmine				
Central Arkansas	2-0	2-0		
Eastern Kentucky				
Florida Gulf Coast	1-0	1-0		
Jacksonville	0-1	0-1		
Kennesaw State	1-0	1-0		
Lipscomb	0-1			0-1
NIJT				
North Alabama				
North Florida				
Queens				
Stetson	1-0			1-0

BIG 12	Tot.	H	A	N
Baylor	4-2	2-1	1-0	1-1
BYU	7-1	3-0	3-1	1-0
UCF	8-3	5-1	3-2	
Cincinnati	13-28	9-12	4-14	0-2
Houston	18-19	13-5	3-13	2-1
Iowa State	1-1	1-0	0-1	
Kansas	3-12	1-6	0-4	2-2
Kansas State	10-23	8-8	2-15	
Oklahoma	3-6	2-3	1-3	
Oklahoma State	11-32	5-16	5-15	1-1
TCU	5-2	5-0	0-2	
Texas	2-1	2-0		0-1
Texas Tech	3-1	2-0	1-1	
West Virginia	0-1			0-1

BIG EAST	Tot.	H	A	N
Butler				
Creighton	45-55	29-20	16-30	0-5
DePaul	4-4	2-0	0-3	2-1
Georgetown	0-1			0-1
Marquette	4-4	2-2	1-2	1-0
Providence	3-0	1-0	1-0	1-0
Seton Hall	2-1	1-0	0-1	1-0
St John's	0-1	-	-	0-1
UConn	4-2	2-0	2-1	0-1
Villanova	1-1			1-1
Xavier	3-1	2-0	1-0	0-1

BIG SKY	Tot.	H	A	N
Eastern Washington	1-0	1-0		
Idaho				
Idaho State				
Montana				
Montana State	2-1	1-0		1-1
Northern Arizona	3-1	3-0	0-1	0-0
Northern Colorado	2-1	1-0	0-1	1-0
Portland State				
Sacramento State				
Weber State				

BIG SOUTH	Tot.	H	A	N
Charleston Southern	3-0	3-0		
Gardner-Webb	2-0	2-0		
High Point				
Longwood	1-0	1-0		
Presbyterian				
Radford	2-0	1-0		1-0
UNC Asheville				
UNC Upstate	1-0	1-0		
Winthrop				

BIG TEN	Tot.	H	A	N
Illinois	0-3		0-1	0-2
Indiana	2-1		1-1	1-0
Iowa	5-5	3-1	0-3	2-1
Maryland	0-1			0-1
Michigan	3-3	3-0	0-1	0-2
Michigan State	3-6	3-0	0-4	0-2
Minnesota	3-2	2-0	1-1	0-1
Nebraska	6-6	4-3	2-3	
Northwestern	2-0	1-0	1-0	
Ohio State	2-3	1-1	0-2	1-0
Penn State				
Purdue	2-4	1-2	1-2	0-0
Rutgers	0-1			0-1
Wisconsin				

BIG WEST	Tot.	H	A	N
Cal Poly	2-0	1-0		1-0
CSU-Bakersfield				
CSU-Fullerton	4-0	3-0		1-0
CSU-Northridge	1-0	1-0		
CSU-Santa Barbara	2-0	2-0		
Hawaii	2-2	1-0	1-2	
Long Beach State	6-4	5-1	1-3	
UC Riverside				
UC Davis				
UC Irvine				
UC San Diego				

COLONIAL	Tot.	H	A	N
Campbell				
College of Charleston	2-0	2-0		
Delaware	0-1			0-1
Drexel				
Elon				
Hampton	1-1	0-1		1-0
Hofstra	0-1			0-1
Monmouth	1-1	1-0		0-1
North Carolina A&T				
Northeastern				
Stony Brook	1-0	1-0		
Towson				
UNC Wilmington				
William & Mary	2-0	2-0		

CONFERENCE USA	Tot.	H	A	N
Florida International				
Jacksonville State	2-0	2-0		
Liberty				
Louisiana Tech	0-1	0-1		
Middle Tennessee				
New Mexico State	16-14	13-4	3-10	
Sam Houston	1-0	1-0		
UTEP	5-3	4-2	1-1	
Western Kentucky	2-3	2-2	0-1	

HORIZON	Tot.	H	A	N
Cleveland State	4-2	3-0	1-2	
Detroit	14-7	6-5	8-2	
Green Bay				
IUPUI	1-0	1-0		
Milwaukee	1-0	1-0		
Northern Kentucky				
Oakland				
Purdue Fort Wayne				
Wright State				
Youngstown State				

IVY LEAGUE	Tot.	H	A	N
Brown				
Columbia				
Cornell	1-0			1-0
Dartmouth	0-1			0-1
Harvard				
Penn				
Princeton	0-1			0-1
Yale				

MAAC	Tot.	H	A	N
Canisius	1-0		1-0	
Fairfield				
Iona	3-1	2-0	1-1	
Manhattan	1-1	1-0	0-1	
Marist				
Mount St. Mary's				
Niagara				
Quinnipiac				
Rider	1-0	1-0		
Siena	1-0			1-0
St. Peter's	0-3	0-2	0-1	

MID-AMERICAN	Tot.	H	A	N
Akron				
Ball State	1-0	1-0		
Bowling Green	1-3			1-3
Buffalo	2-0	2-0		
Central Michigan	2-1	2-0	0-1	
Eastern Michigan	0-1	1-0		
Kent State	1-0			0-1
Miami (Ohio)	2-1	1-0	0-1	1-0
Northern Illinois	1-4	1-2	0-2	
Ohio	1-1	1-1		
Toledo				
Western Michigan				

MEAC	Tot.	H	A	N
Coppin State	0-1	0-1		
Delaware State	3-0	2-0		1-0
Howard	1-0	1-0		
Maryland Eastern Shore	2-0	2-0		
Morgan State				
Norfolk State	1-0	1-0		
North Carolina Central	2-0	2-0		
South Carolina State	1-0	1-0		

MISSOURI VALLEY	Tot.	H	A	N
Belmont				
Bradley	71-71	46-20	22-49	3-2
Drake	104-48	63-12	38-34	3-2
Evansville	31-16	18-5	12-10	1-1
Illinois State	43-40	26-11	13-24	4-5
Indiana State	60-29	34-8	22-18	4-3
Missouri State	42-30	25-6	12-20	5-4
Murray State	1-0	1-0		
Northern Iowa	28-28	17-9	10-16	1-3
Southern Illinois	47-48	32-17	14-30	1-1
UIC	2-0	1-0		1-0
Valparaiso				

MOUNTAIN WEST	Tot.	H	A	N
Air Force	2-0	1-0	1-0	
Boise State				
Colorado State	8-1	5-0	3-1	
Fresno State	1-1	1-0	0-1	
Nevada	2-1	2-1		
New Mexico	2-3	1-0	1-1	0-2
San Diego State	5-1	2-0	2-1	1-0
San Jose State	0-1			0-1
UNLV	4-1	3-0	0-1	1-0
Utah State	5-6	2-1	0-2	3-3
Wyoming	10-3	5-1	4-2	1-0

NORTHEAST	Tot.	H	A	N
Central Connecticut				
Fairleigh Dickinson	1-0	1-0		
Le Moyne				
LIU Brooklyn				
Robert Morris				
Sacred Heart				
St. Francis (PA)				
Stone Hill				
Wagner				

OHIO VALLEY	Tot.	H	A	N
Eastern Illinois				
Lindenwood				
Little Rock	1-0	1-0		
Morehead State	0-1		0-1	
SIU-Edwardsville				
SE Missouri State				
Southern Indiana				
Tennessee State	2-0	2-0		
Tennessee Tech				
Tennessee-Martin	1-0	1-0		
Western Illinois	2-0	2-0		

PAC 12	Tot.	H	A	N
Arizona	2-2	1-0	0-1	1-1
Arizona State	6-5	5-1	0-2	1-2
California	1-1			1-1
Colorado	7-3	5-0	1-3	1-0
Oregon	3-5	3-0	0-3	0-2
Oregon State	2-2	1-0	1-2	
Southern Cal	2-2	1-1	0-0	1-1
Stanford	0-1	0-1		
UCLA	2-3	2-0	0-2	0-1
Utah	2-7	2-2	0-5	
Washington	2-3	0-2	1-1	1-0
Washington State	2-0	1-0		1-0

PATRIOT	Tot.	H	A	N
American	0-1	0-1		
Army				
Boston				
Bucknell	1-0	1-0		
Colgate	1-0	0-0	1-0	
Holy Cross				
Lafayette				
Lehigh				
Loyola (MD)				
Navy				

SEC	Tot.	H	A	N
Alabama	4-5	2-0	1-1	1-4
Arkansas	1-1	1-0		



SERIES RECORDS

SUMMIT	Tot.	H	A	N
Denver	1-0	1-0		
Kansas City	7-3	5-1	2-2	
North Dakota	1-0	1-0		
North Dakota State	2-0	2-0		
Omaha	3-0	3-0		
Oral Roberts	9-5	6-3	3-2	
South Dakota	2-0	2-0		
South Dakota State	3-0	3-0		
St. Thomas				

SUN BELT	Tot.	H	A	N
Appalachian State	2-1	0-1	1-0	1-0
Arkansas State	2-1	2-0	0-1	
Coastal Carolina				
Georgia Southern	1-0	1-0		
Georgia State				
James Madison				
Louisiana-Monroe	2-1	2-1		
Louisiana-Lafayette	3-1	2-0	1-1	
Marshall	1-2	1-0	0-1	0-1
Old Dominion				
South Alabama	1-0	1-0		
Southern Miss	2-0	2-0		
Texas State				
Troy				

WEST COAST	Tot.	H	A	N
Gonzaga	2-0	1-0	1-0	
Loyola Marymount	2-0	1-0	1-0	
Pacific	3-0	2-0	1-0	
Pepperdine	0-5	0-2	0-3	
Portland	2-0	1-0	1-0	
San Diego				
San Francisco	5-5	2-1	1-1	2-3
Santa Clara	2-1	2-0	0-1	
St. Mary's (Calif.)	1-0	1-0		

WAC	Tot.	H	A	N
Abilene Christian	6-0	6-0		
Cal Baptist				
Grand Canyon	1-0			1-0
Seattle	2-1	1-0	1-1	
Southern Utah				
Stephen F. Austin				
Tarleton State	2-0	2-0		
Utah Tech				
Utah Valley				
UT Arlington	5-1	5-1		
UTRGV	5-1	5-0	0-1	

DI INDEPENDENTS	Tot.	H	A	N
Chicago State	7-1	6-1	1-0	

DIVISION II	Tot.	H	A	N
Adams State	1-0	1-0		
Alaska-Fairbanks	1-0	1-0		
Ark.-Monticello	1-0	1-0		
Augustana (S.D.)	1-0	1-0		
CS-Los Angeles	2-2	2-2		
Central Missouri	3-5	2-2	1-3	
Central Oklahoma	3-0	2-0		1-0
Chaminade	2-0	1-0	1-0	
Colorado Mines	1-0			1-0
Drury	0-3		0-1	0-2
Emporia State	43-28	23-12	18-16	2-0
Fort Hays State	23-13	15-4	8-9	
Fresno Pacific	1-0			1-0
Newman	3-0	3-0		
Northern Michigan	1-0	1-0		
NW Missouri	1-7	0-1	0-3	1-3
Northwestern Oklahoma	12-2	9-0	3-1	0-1
Oklahoma Baptist	2-0	1-0	1-0	
Oklahoma Christian	2-0	1-0	1-0	
Panhandle State	1-0	1-0		
Pittsburg State	19-20	11-5	7-14	1-1
Regis	3-0	2-0	1-0	
Rockhurst	3-0	2-0	1-0	
San Francisco State	1-0	1-0		
Savannah State	1-0	1-0		
Southeastern Oklahoma	0-1			0-1
Southern Nazarene	1-0	1-0		
TX A&M-Kingsville	1-0	1-0		
Washburn	23-19	17-5	5-13	1-1
West Texas A&M	25-9	15-2	9-6	1-1

DIVISION III	Tot.	H	A	N
Beloit	0-1		0-1	
Centenary	3-1	2-1		1-0
Colorado College	2-1	0-1	2-0	
Hamline	1-0	1-0		
HardinSimmons	6-0	6-0		
Hartford	2-1	2-0	0-1	
Illinois College	1-0		1-0	
New York Univ.	0-1		0-1	
Springfield (Mass.)	1-0	1-0		
Trinity (Texas)	1-0	1-0		
Washington (Mo.)	1-2	1-0	0-2	

NAIA	Tot.	H	A	N
Baker (Kan.)	6-8	3-3	3-5	
Benedictine (Kan.)	8-6	5-2	2-4	1-0
Bethany (Kan.)	9-11	6-2	3-9	
Bethel (Kan.)	15-7	7-2	8-5	
Culver-Stockton	2-1	1-0	1-0	0-1
Dakota Wesleyan	0-1			0-1
Doane (Neb.)	1-0	1-0		
Friends (Kan.)	39-11	16-3	15-4	8-4
Kansas Wesleyan	4-1	2-1	2-0	
Loyola (N. Orleans)	1-0	1-0		
McPherson (Kan.)	12-9	7-4	5-4	0-1
Midland (Neb.)	0-1			0-1
Morningside (Iowa)	2-0	2-0		
Oklahoma City	18-17	10-7	7-10	1-0
Southwestern (Kan.)	29-55	15-26	14-29	
St. Mary's (Kan.)	4-1	0-1	4-0	
Sterling (Kan.)	21-2	13-0	8-1	0-1

AAU/CLUB TEAMS	Tot.	H	A	N
Belvedere Union (Ill.)	1-0			
Camp Crowder (Mo.)	1-0			
Canton (Ill.) American Legion	1-0			
Comar Oilers	1-0			
Fal YMCA-Mexico City	3-0			
Great Bend (Kan.) AAF	1-1			
Herington (Kan.) AAF	1-2			
Hutchinson (Kan.) NAS	1-1			
Hutchinson (Kan.) YMCA	1-0			
KC Cook Paint (AAU)	0-1			
Kenosha (Wisc.)	0-1			
L.A. Athletic Club	1-0			
Larry Semon A.C.	0-1			
New England Nat'l Bank of KC	1-0			
Newton Athl. Club	0-2			
Newton YMCA	0-2			
Okla. City Strlg. Milk	1-0			
Omaha K of C	1-0			
Ottawa (AAU)	7-13			
San Diego Navy	0-1			
St. Joseph Boosters	1-0			
U.S. International	1-0			
Wentworth Academy	2-0			
Wichita Amer. Legion	2-0			
Wichita Elks	1-0			
Wichita Henry's	1-0			
Wichita YMCA	2-2			
Winfield YMCA	3-1			

HIGH SCHOOLS/DEFUNCT COLLEGES	Tot.	H	A	N
Blackwell (Okla.) Baptist	1-0			
Chilocco Indian School	2-5			
College of Emporia	17-1			
Lewis Academy	2-0			
Mulvane High School	1-0			
Okla. School of Technology	1-0			
Phillips (OK)	13-8			
St. John's (KS)	9-7			
U.S. International	1-0			
Wichita High School	0-3			

RECORDS BY DATE

NOVEMBER	W-L	Pct.	Last
Nov 5	1-0	1.000	2019
Nov 6	0-1	.000	2018
Nov 7	1-0	1.000	2022
Nov 8	-	---	-
Nov 9	4-0	1.000	2021
Nov 10	2-0	1.000	2017
Nov 11	3-0	1.000	2016
Nov 12	0-1	.000	2022
Nov 13	7-0	1.000	2021
Nov 14	3-0	1.000	2014
Nov 15	2-1	.667	2018
Nov 16	7-3	.700	2021
Nov 17	4-2	.667	2022
Nov 18	6-3	.667	2018
Nov 19	3-2	.600	2021
Nov 20	6-1	.857	2017
Nov 21	7-0	1.000	2022
Nov 22	3-3	.500	2022
Nov 23	5-3	.625	2019
Nov 24	7-3	.700	2016
Nov 25	5-3	.625	2018
Nov 26	10-4	.714	2022
Nov 27	7-5	.583	2019
Nov 28	7-3	.700	2017
Nov 29	14-6	.700	2022
Nov 30	7-5	.583	2009
TOTAL	121-49	.712	Lost 1

DECEMBER	W-L	Pct.	Last
Dec 1	15-9	.625	2021
Dec 2	14-3	.824	2020
Dec 3	16-9	.640	2022
Dec 4	13-10	.565	2011
Dec 5	18-4	.818	2021
Dec 6	14-5	.737	2020
Dec 7	11-10	.524	2013
Dec 8	13-11	.542	2019
Dec 9	14-3	.824	2017
Dec 10	14-7	.667	2022
Dec 11	10-10	.500	2021
Dec 12	14-13	.519	2020
Dec 13	14-8	.636	2022
Dec 14	15-9	.625	2021
Dec 15	13-9	.591	2020
Dec 16	9-7	.563	2017
Dec 17	14-11	.560	2022
Dec 18	18-15	.545	2021
Dec 19	21-11	.656	2018
Dec 20	20-7	.741	2012
Dec 21	18-8	.692	2019
Dec 22	20-12	.625	2022
Dec 23	10-8	.556	2014
Dec 24	0-0	---	-
Dec 25	0-1	.000	2014
Dec 26	6-4	.600	1986
Dec 27	13-8	.619	1996
Dec 28	21-10	.677	2022
Dec 29	15-12	.556	2019
Dec 30	20-13	.606	2020
Dec 31	8-7	.533	2022
TOTAL	421-254	.624	Lost 2

JANUARY	W-L	Pct.	Last
Jan 1	7-9	.438	2022
Jan 2	18-12	.600	2014
Jan 3	15-11	.577	2021
Jan 4	26-9	.743	2020
Jan 5	10-15	.400	2023
Jan 6	14-12	.538	2021
Jan 7	21-14	.600	2018
Jan 8	16-10	.615	2023
Jan 9	20-13	.606	2020
Jan 10	20-15	.571	2021
Jan 11	15-19	.441	2018
Jan 12	15-15	.500	2022
Jan 13	16-9	.640	2021
Jan 14	17-13	.567	2023
Jan 15	15-18	.455	2020
Jan 16	15-14	.517	2022
Jan 17	16-12	.571	2018
Jan 18	17-13	.567	2020
Jan 19	11-15	.423	2023
Jan 20	10-12	.455	2018
Jan 21	16-11	.593	2021
Jan 22	15-9	.625	2023
Jan 23	7-13	.350	2016
Jan 24	12-13	.480	2017
Jan 25	15-9	.625	2023
Jan 26	16-11	.593	2022
Jan 27	8-17	.320	2016
Jan 28	17-13	.567	2018
Jan 29	16-17	.485	2023
Jan 30	19-12	.613	2021
Jan 31	20-13	.606	2016
TOTAL	475-398	.544	Won 1

FEBRUARY	W-L	Pct.	Last
Feb 1	17-13	.567	2022
Feb 2	16-17	.485	2023
Feb 3	17-11	.607	2021
Feb 4	18-10	.643	2017
Feb 5	20-14	.588	2023
Feb 6	21-16	.568	2020
Feb 7	13-17	.433	2021
Feb 8	16-16	.500	2023
Feb 9	19-10	.655	2020
Feb 10	12-18	.400	2021
Feb 11	19-9	.679	2015
Feb 12	18-14	.563	2023
Feb 13	17-12	.586	2020
Feb 14	15-15	.500	2015
Feb 15	24-11	.686	2018
Feb 16	17-18	.486	2023
Feb 17	17-18	.486	2022
Feb 18	19-23	.452	2021
Feb 19	18-21	.462	2014
Feb 20	16-17	.485	2022
Feb 21	17-6	.739	2018
Feb 22	21-9	.700	2015
Feb 23	17-23	.425	2023
Feb 24	14-12	.538	2018
Feb 25	18-15	.545	2017
Feb 26	17-12	.586	2023
Feb 27	16-16	.500	2022
Feb 28	13-20	.394	2019
Feb 29	4-2	.667	1988
TOTAL	486-415	.539	Won 1

MARCH/APRIL	W-L	Pct.	Last
Mar 1	18-14	.563	2020
Mar 2	13-18	.419	2023
Mar 3	14-13	.519	2021
Mar 4	9-		



EXHIBITIONS & MISCELLANEOUS REGULAR SEASON EVENTS

HOME EXHIBITIONS

1970-Pr. vs. NCAA-II vs. NAIA 63-10 (.863) Streak: Won 29
23-0 (1.000)
2-0 (1.000)

Date	Opponent	Affiliation	Result
1970-71	Athletes in Action	W	63-62
1971-72	Athletes in Action	W	80-64
1972-73	Athletes in Action	W	92-76
1973-74	Brazil #	L	76-77
1974-75	Brazil #	W	78-67
1975-76	Athletes in Action	W	81-61
11/18/1976	Brazil #	W	62-56
11/17/1977	Czechoslovakia #	L	72-81
11/21/1978	Bulgaria #	W	103-93
11/17/1979	Yugoslavia #	W	86-81
11/19/1980	South Korea #	W	112-77
11/15/1981	Yugoslavia #	W	103-82
11/11/1982	Soviet Union #	W	81-80
11/19/1983	Czechoslovakia #	W	97-77
11/13/1984	Yugoslavia #	L	81-98
11/16/1985	Nosso Limeira (Brazil)	W	84-45
11/21/1986	Yugoslavia #	L	65-77
11/21/1987	Czechoslovakia #	W	78-75
11/20/1988	Victoria (Australia)	W	89-71
11/2/1989	High Five America	L	96-102
11/10/1989	Brazil #	L	85-89
11/8/1990	High Five America	W	96-90
11/14/1990	Lithuania #	W	103-89
11/9/1991	Ukraine #	W	79-78
11/15/1991	Marathon Oil	L	72-80
11/16/1992	Marathon Oil	W	91-79
11/23/1992	Sports Club of Moscow (Russia)	L	57-66
11/19/1993	Marathon Oil	W	79-74
11/23/1993	Ginastico (Brazil)	W	72-61
11/17/1994	Spirit Express	W	84-57
11/22/1994	Latvia #	W	55-52
11/4/1995	Athletes in Action-Blue	W	71-68
11/14/1995	Zagreb (Croatia)	W	77-63
11/15/1996	Athletes in Action-Blue	W	70-56
11/23/1996	WBO Stars	W	90-67
11/8/1997	California All-Stars	W	80-73
11/15/1997	Venezuela #	W	107-59
11/7/1998	Athletes First	W	77-66
11/14/1998	Phillippines #	W	84-56
11/6/1999	Athletes First	W	80-61
11/12/1999	California All-Stars	W	94-90
11/2/2000	BWBA All-Stars	W	59-57
11/13/2000	California All-Stars	L	72-74
11/1/2001	Athletes First	L	88-93
11/8/2001	EA Sports All-Stars	W	88-80
11/12/2002	Athletes First	W	109-86
11/17/2002	Emporia State	NCAA-II	W 108-86
11/6/2003	Athletes First	W	77-69
11/13/2003	Emporia State	NCAA-II	W 81-66
11/10/2004	Emporia State	NCAA-II	W 68-61
11/15/2004	Athletes First	W	83-57
11/1/2005	Emporia State	NCAA-II	W 92-70
11/10/2005	Rockhurst	NCAA-II	W 67-55
11/1/2006	Emporia State	NCAA-II	W 87-62
11/6/2006	Fort Hays State	NCAA-II	W 80-38
11/3/2007	Arkansas Tech	NCAA-II	W 76-63
11/8/2007	Pittsburg State	NCAA-II	W 56-42
11/10/2008	Emporia State	NCAA-II	W 71-58
11/7/2009	Newman	NCAA-II	W 81-69
11/10/2010	Newman	NCAA-II	W 80-62
11/8/2011	Emporia State	NCAA-II	W 82-43
11/5/2012	Pittsburg State	NCAA-II	W 100-56
11/2/2013	Oklahoma Baptist	NAIA-I	W 73-29
11/8/2014	Northwood (Fla.)	NAIA-I	W 112-55
11/7/2015	Hawaii Pacific	NCAA-II	W 91-57
11/5/2016	Augusta (Ga.) Univ.	NCAA-II	W 73-67
11/4/2017	Henderson State	NCAA-II	W 90-53
11/6/2017*	Newman	NCAA-II	W 113-55
10/30/2018	Catawba (N.C.)	NCAA-II	W 75-64
10/29/2019	Northeastern St.	NCAA-II	W 92-57
11/3/2021	Missouri Southern	NCAA-II	W 90-58
11/2/2022	Newman	NCAA-II	W 83-52
10/29/2023	Rogers State	NCAA-II	W 74-53

* = Charity game for disaster relief

EXHIBITION RECORDS (2003 to Present)

POINTS	REBOUNDS
24 Shaquille Morris	Augusta 2016
22 Carl Hall	Pittsburg St. 2012
22 P.J. Cousnard	Arkansas Tech 2007
22 Ron Baker	Northwood 2014
20 Kyle Wilson	Emporia St. 2005
14 Ramon Clemente	Emporia St. 2008
11 Mantas Griskas	Arkansas Tech 2007
11 Ehimen Orukpe	Newman 2010
11 Carl Hall	Emporia St. 2011
11 Zach Brown	Newman 2017
11 Rashard Kelly	Newman 2017
11 Kenny Pohio	Rogers State 2023
10 Rob Kampman	Athletes First 2004
10 Ryan Martin	Rockhurst 2005

ASSISTS

7 Matt Braeuer	Pittsburg St.	2007
Landry Shamet	Augusta	2016
6 8x, Last: J. Burton vs. Northeastern St.		2019

BLOCKS

3 Ehimen Orukpe	Emporia St.	2011
Carl Hall	Pittsburg St.	2012
Kadeem Coleby	Oklahoma Baptist	2013
Shaquille Morris	Newman	2017
Quincy Ballard	Newman	2022
Quincy Ballard	Rogers State	2023

STEALS

4 Malcolm Armstead	Pittsburg St.	2012
Ron Baker	Oklahoma Baptist	2013

3-POINTERS

4 Rian Holland	Northwood	2014
Evan Wessel	Pittsburg St.	2012
P.J. Cousnard	Arkansas Tech	2007
Ron Baker	Northwood	2014
Tyson Etienne	Northeastern St.	2019

FREE THROWS

9 Phillip Thomasson	Emporia St.	2006
Carl Hall	Pittsburg St.	2012
Ron Baker	Pittsburg St.	2012

MINUTES

34 P.J. Cousnard	Rockhurst	2005
33 Samajae Haynes-Jones	Catawba	2018
32 Sean Ogirri	Rockhurst	2005
Landry Shamet	Augusta	2016

RECENT FOREIGN EXHIBITION TOURS

1995 -- EUROPE

Date	Opponent	Location	Result
May 18	Lugano Select	Lugano, Switz.	W 101-73
May 19	Union Express	Neuchatel, Switz.	L 78-84
May 20	Union Express	Neuchatel, Switz.	L 80-86
May 23	Steiermark	Graz, Austria	W 119-105
May 25	Graz Select All-Stars	Graz, Austria	W 120-85
May 27	KK Idrita	Idrita, Slovenia	L 70-71
May 28	KK Kraški of Zidar	Sezana, Slovenia	W 84-68

2006 -- CANADA

Date	Opponent	Location	Result
Sep. 2	Simon Fraser Univ.	Burnaby, B.C.	W 92-63
Sep. 2	Trinity Western	Abbotsford, B.C.	W 87-62
Sep. 3	U. of British Columbia	Vancouver, B.C.	W 72-68

2011 -- BRAZIL

Date	Opponent	Location	Result
Aug. 9	Plameiras Sports Club	Sao Paulo	L 76-81
Aug. 10	Brazilian National Team	Sao Paulo	L 61-87
Aug. 12	Flamengo Sports Club	Rio De Janeiro	W 80-39
Aug. 14	Tijuca Sports Club	Rio De Janeiro	W 103-61
Aug. 15	Tijuca Sports Club	Rio De Janeiro	W 96-91

2016 -- CANADA

Date	Opponent	Location	Result
Aug. 6	UOAM	Montreal, Quebec	W 107-58
Aug. 7	Carleton University	Ottawa, Ontario	L 75-100
Aug. 9	McGill University	Montreal, Quebec	W 77-71
Aug. 10	IndiSport All-Stars	Montreal, Quebec	W 94-79

2023 -- GREECE

Date	Opponent	Location	Result
Aug. 4	Thessaloniki All-Stars	Thessaloniki	W 76-60
Aug. 7	University of Calgary	Zografou	W 84-70
Aug. 9	University of Calgary	Zografou	W 84-73

MUTI-TEAM EVENTS (MTE)

Overall	W-SU	Titles
	80-70	15
WSU-Hosted Tournaments	23-5	10
Other Events	57-65	5

Date	Opponent	W-L	Titles
1946-47	Emporia (Kan.) Invitational	1-2	4th/8
1947-48	Emporia (Kan.) Invitational	3-0	1st/8
1948-49	Emporia (Kan.) Invitational	1-1	3rd/4
1954-55	All-College (Oklahoma City)	2-1	3rd/8
1958-59	All-College (Oklahoma City)	2-1	3rd/8
1959-60	All-College (Oklahoma City)	2-1	3rd/8
1960-61	All-College t (Oklahoma City)	3-0	1st/8
1961-62	All-College (Oklahoma City)	2-1	3rd/8
1963-64	All-College (Oklahoma City)	3-0	1st/8
1964-65	Quaker City Inv. (Philadelphia, Penn.)	2-1	2nd/8
1965-66	All-College (Oklahoma City)	2-1	2nd/8
1968-69	Charlotte (N.C.) Invitational	0-2	4th/4
1969-70	Illinois-Loyola Classic (Chicago)	1-1	2nd/4
1970-71	All-College (Oklahoma City)	1-2	4th/8
1972-73	Astro-Bluebonnet Bowl (Houston, TX)	1-1	3rd/4

1975-76	Lobo Invitational (Albuquerque, N.M.)	0-2	4th/4
1976-77	Sun Devil Classic (Tempe, Ariz.)	1-1	3rd/4
1978-79	Sun Devil Classic (Tempe, Ariz.)	0-2	4th/4
1979-80	McDonald's Classic (Wichita)	2-0	1st/4
1980-81	McDonald's Classic (Wichita)	2-0	1st/4
1981-82	McDonald's Classic (Wichita)	2-0	1st/4
	Rainbow Classic (Honolulu, Hawaii)	1-2	6th/8
1982-83	McDonald's Classic (Wichita)	2-0	1st/4
1983-84	McDonald's Classic (Wichita)	2-0	1st/4
1984-85	McDonald's Classic (Wichita)	0-2	4th/4
	Suntory Ball (Japan)	0-2	3rd/4
1985-86	Pizza Hut Wichita Shootout (Wichita)	1-1	2nd/4
	BMA Holiday Classic (Kansas City, Mo.)	1-1	2nd/4
1986-87	Shocker Shootout (Wichita)	1-1	2nd/4
	Hawaii Loa Holiday Clas. (Honolulu, Hawaii)	1-1	3rd/4
1988-89	Palm Beach Classic (W. Palm Beach, Fla.)	1-1	2nd/4
1989-90	Manufacturer's Hanover (New Rochelle, N.J.)	1-1	3rd/4
1990-91	Central Fidelity Classic (Richmond, Va.)	0-2	4th/4
	Rainbow Classic (Honolulu, Hawaii)	2-1	3rd/4
1993-94	Cessna Classic (Wichita)	2-0	1st/4
1994-95	Cessna Classic (Wichita)	2-0	1st/4
1995-96	Big Island Invitational (Hilo, Hawaii)	1-2	4th/8
	Cessna Classic (Wichita)	1-1	2nd/4
1996-97	Cessna Classic (Wichita)	2-0	1st/4
1997-98	Puerto Rico Shootout (San Juan, P.R.)	0-3	7th/8
	Cessna Classic (Wichita)	2-0	1st/4
1998-99	Rainbow Classic (Honolulu, Hawaii)	0-2	4th/4
	Cessna Classic (Wichita, Kan.)	2-0	1st/4
2001-02	Top of the World Classic (Fairbanks, Alaska)	1-2	6th/8
2003-04	Paradise Jam (St. Thomas, U.S.V.I.)	2-1	2nd/8
2005-06	SPI Invitational (S. Padre Island, Texas)	1-1	3rd/4
2006-07	Las Vegas Classic (Las Vegas, Nev.)	0-2	4th/4
2007-08	Paradise Jam (St. Thomas, U.S.V.I.)	1-2	7th/8
2008-09	Old Spice Classic (Lake Buena Vista, Fla.)	1-2	5th/8
2009-10	CBE Classic (Kansas City, Mo.)	1-1	3rd/4
2010-11	Maui Invitational (Maui, Hawaii)	2-1	5th/8
2011-12	Puerto Rico Tip-Off (San Juan, PR)	1-2	4th/8
2012-13	Cancun Challenge (Cancun, Mexico)	2-0	1st/4
2013-14	CBE Classic (Kansas City, Mo.)	2-0	1st/4
2014-15	Diamond Head Classic (Honolulu, Hawaii)	2-1	2nd/8
2015-16	Advocare Invitational (Lake Buena Vista, Fla.)	0-3	8th/8
2016-17	Battle 4 Atlantis (Paradise Island, Bahamas)	1-2	4th/8
2017-18	Maui Invitational (Maui, Hawaii)	2-1	2nd/8
2018-19	Charleston Classic (Charleston, S.C.)	1-2	6th/8
2019-20	Cancun Challenge (Mexico)	1-1	2nd/4
2021-22	Main Event (Las Vegas)	1-1	3rd/4
2022-23	Hall of Fame Classic (Kansas City)	1-1	2nd/4

RECENT MULTI-TEAM EVENTS

Overall	19-20	Lost 1
Openers	8-7	Won 1
Quarterfinals	4-5	Lost 1
Semifinals	6-4	Won 1
Championships	2-4	Lost 4
Consolation Bracket	7-7	Won 1

2007 - Paradise Jam - St. Thomas, U.S. Virgin Islands

Quarterfinal	Baylor	L, 55-64
Conso SF	Monmouth	L, 50-59
7th Place	Illinois-Chicago	W, 67-60

2008 - Old Spice Classic - Lake Buena Vista, Fla.

Quarterfinal	#21 Georgetown	L, 50-58
Conso SF	Siena	W, 72-70
5th Place	#5 Michigan State	L, 57-65

2009 - CBE Classic - Kansas City, Mo. (Sprint Center)

Semifinal	Pittsburgh	L, 55-68
3rd Place	Iowa	W, 74-57

All-Tournament: *Toure Murry*

2010 - Maui Invitational - Maui, Hawaii

Quarterfinal	UConn	L, 79-83
Cono SF	Chaminade	W, 79-58
5th Place	Virginia	W, 70-58

2011 - Puerto Rico Tipoff - San Juan, Puerto Rico

Quarterfinal	Colorado	W, 67-58
Semifinal	#16 Alabama	L, 60-70
3rd Place	Temple	L, 74-78 (ot)

2012 - Cancun Challenge - Cancun, Mexico

Semifinal	DePaul	W, 75-62
Championship	Iowa	W, 75-63

All-Tournament: *Cleathony Early (MVP), Malcolm Armstead*

2013 - CBE Classic - Kansas City, Mo.

Semifinal	DePaul	W, 90-72
Championship	BYU	W, 75-62

All-Tournament: *Ron Baker (MVP), Fred VanVleet*

2014 - Diamond Head Classic - Honolulu, Hawaii

Quarterfinal	Loyola Marymount	W, 80-53
Semifinal	Hawaii	W, 80-79 (ot)
Championship	George Washington	L, 54-60

All-Tournament: *Ron Baker, Fred VanVleet*

2015 - Advocare Invitational - Lake Buena Vista, Fla.		
Quarterfinal		



SEASON OPENERS / BEST STARTS

SEASON OPENERS (116)

Date	Opponent	Result
All-Time Since WWII 87-29 (.750) -- Won 3 63-15 (.808)		
1/31/1906	Washburn (KS)	L 37-10
12/11/1906	Wichita High School	L 29-24
1/8/1908	Blackwell (OK) Baptist	W 52-28
1/18/1909	Kansas	L 65-15
12/1/1909	Washburn (KS)	W 46-27
1/10/1911	Sterling (KS)	W 59-29
1/10/1912	McPherson (KS)	L 41-33
12/12/1912	Sterling (KS)	W 34-21
12/18/1913	at Okla. School of Technology	W 40-21
1/11/1915	at Emporia State (KS)	L 40-22
1/6/1916	at Bethel (Kan.)	W 44-17
1/11/1917	Sterling (KS)	W 40-26
1/14/1918	at Bethany (KS)	L 45-33
1/10/1919	Sterling (KS)	W 33-17
1/13/1920	Sterling (KS)	W 69-18
1/14/1921	Washburn (KS)	W 43-30
1/17/1922	St. John's (KS)	W 22-17
1/8/1923	at Phillips (OK)	L 23-18
1/4/1924	Phillips (OK)	L 24-20
1/5/1925	at Northwestern Okla.	L 38-34
1/8/1926	at St. John's (KS)	W 34-24
1/16/1927	Northwestern Okla.	W 33-18
12/19/1927	Northwestern Okla.	W 46-35
12/20/1928	Central Oklahoma	W 38-16
1/2/1930	Fal YMCA-Mexico City	W 41-27
12/15/1930	Phillips (OK)	W 39-23
12/14/1931	Northwestern Okla.	W 26-19
12/17/1932	Kansas State	W 29-27
<i>No Team in 1933-34</i>		
12/12/1934	at Oklahoma St.	L 24-17
12/13/1935	at Friends (KS)	W 52-19
12/12/1936	at Oklahoma	L 36-27
12/9/1937	at Friends (KS)	W 37-22
12/13/1938	Washburn (KS)	W 33-20
12/15/1939	Northwestern Colorado	L 36-30
12/11/1940	Baker (KS)	L 34-25
12/12/1941	at Missouri St.	L 49-32
12/8/1942	Sterling (KS)	W 47-13
<i>No Team in 1943-44 (World War II)</i>		
12/15/1944	Bethany (KS)	W 39-19
11/30/1945	at Hutchinson NAS	L 46-45
12/6/1946	College of Emporia	W 56-30
12/2/1947	Culver-Stockton	W 47-35
12/4/1948	at Central Missouri	L 68-44
12/3/1949	Phillips (OK)	W 57-48
12/5/1950	Oklahoma Baptist	W 53-45
12/1/1951	at Colorado	L 62-55
12/2/1952	Southwestern (KS)	W 86-73
12/1/1953	Fort Hays St. (KS)	W 76-54
12/7/1954	Fort Hays St. (KS)	W 90-72
12/3/1955	Utah	L 73-51
12/1/1956	Missouri St.	W 69-63
12/3/1957	Wyoming	W 66-54
12/2/1958	UTEP	W 63-58
12/3/1959	Hardin-Simmons	W 90-57
12/1/1960	at Wyoming	W 70-63
12/1/1961	Colorado St.	W 64-36
12/1/1962	at Wyoming	L 83-72
11/30/1963	Wyoming	W 82-67
12/5/1964	Long Beach St.	W 114-78
12/4/1965	New Mexico St.	W 103-67
12/3/1966	at Texas Tech	W 90-77
12/5/1967	Mississippi St.	W 97-67
11/30/1968	Creighton	L 85-67
12/2/1969	Oregon	W 97-84
12/5/1970	at SMU	L 95-85
12/4/1971	at Nebraska	W 74-61
12/1/1972	at Oregon St.	L 78-73
12/1/1973	at Washington	W 87-79
11/29/1974	at UCLA	L 85-74
12/1/1975	Wisconsin-Milwaukee	W 107-65
11/27/1976	Augustana (S.D.)	W 88-65
11/26/1977	Hardin-Simmons	W 79-62
11/28/1978	at Iowa	L 91-67
11/30/1979	Northern Michigan	W 76-61
11/28/1980	Abilene Christian	W 101-60
11/27/1981	Abilene Christian	W 93-55
11/26/1982	at New Orleans	L 96-82
11/26/1983	Lamar	W 59-58
11/24/1984	at Lamar	W 70-65
11/27/1985	Oregon St.	W 66-63 ot
11/29/1986	Pacific	W 71-60
11/28/1987	Cal State Northridge	W 78-53
11/26/1988	Central Michigan	W 98-71
11/16/1989	Houston	L 67-66
11/23/1990	vs Georgia	L 89-58
11/25/1991	Rider	W 78-39
12/1/1992	at Alabama	L 93-71
11/27/1993	Hardin-Simmons	W 81-50
11/26/1994	SMU	W 78-67
11/24/1995	vs. Utah St.	W 63-61 2ot
11/30/1996	SMU	W 62-44
11/18/1997	Chicago St.	W 78-52
11/18/1998	Florida Atlantic	W 88-85

11/19/1999	McNeese St.	W 72-52
11/21/2000	Kansas St.	W 76-66
11/16/2001	vs Delaware	L 62-47
11/23/2002	Texas-Arlington	W 76-74
11/21/2003	vs LaSalle	W 74-71
11/11/2004	Eastern Washington	W 80-62
11/18/2005	Okla. Panhandle St.	W 83-55
11/11/2006	Rockhurst	W 71-47
11/13/2007	Arkansas-Pine Bluff	W 61-56
11/16/2008	Florida A&M	W 77-53
11/15/2009	Fairleigh Dickinson	W 80-64
11/16/2010	Texas Southern	W 79-67
11/13/2011	Charleston Southern	W 85-57
11/10/2012	North Carolina Central	W 71-57
11/9/2013	Emporia St.	W 93-50
11/14/2014	New Mexico St.	W 71-54
11/13/2015	Charleston Southern	W 88-63
11/11/2016	South Carolina St.	W 85-39
11/10/2017	UMKC	W 109-57
11/6/2018	Louisiana Tech	L 58-71
11/5/2019	Omaha	W 68-54
12/2/2020	Oral Roberts	W 85-80
11/9/2021	Jacksonville St.	W 60-57
11/7/2022	Central Arkansas	W 79-55
11/6/2023	Lipscomb	

TOP VARSITY DEBUTS

Points	Player	Team	Date
29	Bob Wilson (Jr)	Oregon St.	12/1/1972
26	John Freidersdorf (So)	Phillips	12/3/1949
26	Terry Benton (So)	Oregon	12/2/1969
21	Lanny Van Eman (Sr)	at #5 Cincinnati	1/31/1959
20	Ev Wessel (So)	Missouri St.	12/1/1956

Points (Freshman)	Player	Team	Date
19	Antoine Carr (Fr)	Northern Mich.	11/30/1979
18	Ray Shirley (Fr)	Augustana SD	11/27/1976
18	Chad Elstun (Fr)	at Alabama	12/1/1992
18	Terrance Flowers (Fr)	Hardin-Simmons	11/27/1993
18	Randy Burns (Fr)	vs. Delaware	11/16/2001
18	Ron Baker (R-Fr)	N.C. Central	11/10/2012

Rebounds	Player	Team	Date
16	Terry Benton (So)	Oregon	12/2/1969
15	Sam Smith (Jr)	Colorado St.	12/1/1961
13	Jamie Arnold (Fr)	Hardin-Simmons	11/27/1993
12	Dave Stallworth (So)	Marquette	2/2/1962
11	Warren Armstrong (So)	New Mexico St.	12/4/1965
11	Ray Shirley (Fr)	Augustana SD	11/27/1976
11	O.J. Robinson (Jr)	McNeese St.	11/19/1999
11	Trey Wade (Jr)	Omaha	11/5/2019

Double-Doubles	Player	Team	Date
26-16	Terry Benton (So)	Oregon	12/2/1969
18-12	Dave Stallworth (So)	Marquette	2/2/1962
19-11	Trey Wade (Jr)	Omaha	11/5/2019
18-11	Ray Shirley (Fr)	Augustana SD	11/27/1976
13-11	Warren Armstrong (So)	New Mexico St.	12/4/1965
13-11	O.J. Robinson (Jr)	McNeese St.	11/19/1999
12-15	Sam Smith (Jr)	Colorado St.	12/1/1961
10-10	Winston Peterson (So)	Rider	11/25/1991

Top Shooting Performances
Xavier McDaniel (Fr) was 6-of-6 from the field and 2-of-2 from the line for 14 points vs. Abilene Christian on November 27, 1981... That is the only double-figure scoring effort in a WSU debut without missing a shot... **Eric Hamilton** (Fr) scored 13 points in his first one shot vs. Charleston So. on 11-13-15 (3/4 FG, 1/1 3pt, 6/6 FT).

Best Group Debuts
2015-16 Newcomers: 50 Points
 Eric Hamilton (Fr.) - 13; Landry Shamet (Fr.) - 13; Anton Grady (Sr.-TR) - 12; Ty Taylor II (Fr.) - 10; Markis McDuffie (Fr.) - 2
1979-80 Newcomers: 50 points
 Antoine Carr (Fr.) - 19; Randy Smithson (Jr.-TR) - 10; Cliff Livingston (Fr.) - 9; Mike Jones (So.) - 8; Ozell Jones (Fr.) - 4... Carr's total included six dunks!


MOST POINTS // SEASON OPENER

37	Dave Stallworth	Long Beach St.	12/5/1964
36	Dave Stallworth	Wyoming	11/30/1963
35	Ron Washington	Mississippi St.	12/5/1967
31	Jamie Thompson	New Mexico St.	12/4/1965
30	Jason Perez	McNeese St.	11/19/1999

HOME OPENERS

All-Time Roundhouse Since 2003	98-18	60-8 (excludes 2002 win at KS Coliseum)	19-1
Date	Opponent	Result	
12/3/1955	Utah	L 73-51	
12/1/1956	Missouri State	W 69-63	
12/3/1957	Wyoming	W 66-54	
12/2/1958	Texas Western	W 63-58	
12/3/1959	Hardin-Simmons	W 90-57	
12/5/1960	Northwestern	W 78-60	
12/1/1961	Colorado State	W 64-36	
12/8/1962	Purdue	W 79-59	
11/30/1963	Wyoming	W 82-67	
12/5/1964	Long Beach State	W 114-78	
12/4/1965	New Mexico State	W 103-67	
12/8/1966	Creighton	L 91-88	
12/5/1967	Mississippi State	W 97-67	
12/5/1968	Southern Illinois	L 58-51	
12/2/1969	Oregon	W 97-84	
12/11/1970	Kansas State	W 64-51	
12/10/1971	Southern Methodist	W 91-69	
12/9/1972	Northern Illinois	L 88-79	
12/8/1973	Oklahoma Christian	W 91-51	
12/2/1974	South Dakota	W 88-64	
12/1/1975	Wis.-Milwaukee	W 107-65	
11/27/1976	Augustana (S.D.)	W 88-65	
11/26/1977	Hardin-Simmons	W 79-62	
12/9/1978	DePaul	W 95-92	
11/30/1979	Northern Michigan	W 76-61	
11/28/1980	Abilene Christian	W 101-60	
11/27/1981	Abilene Christian	W 93-55	
11/30/1982	Detroit	W 73-61	
11/26/1983	Lamar	W 59-58	
11/26/1984	Chicago State	L 60-49	
11/27/1985	Oregon State	ot W 66-63	
11/29/1986	Pacific	W 71-60	
11/28/1987	Cal State-Northridge	W 78-53	
11/26/1988	Central Michigan	W 98-71	
11/16/1989	Houston	L 67-66	
12/4/1990	Alabama	ot W 74-71	
11/25/1991	Rider	W 78-39	
12/5/1992	Missouri-Kansas City	W 63-56	
11/27/1993	Hardin-Simmons	W 81-50	
11/26/1994	SMU	W 78-67	
12/4/1995	Northern Illinois	L 52-77	
11/30/1996	SMU	W 62-44	
11/18/1998	Florida Atlantic	W 88-85	
11/18/1998	Chicago State	W 78-52	
11/19/1999	McNeese State	W 72-52	
11/21/2000	Kansas State	W 76-66	
11/24/2001	Georgia Southern	W 97-77	
11/23/2002#	Texas-Arlington	W 76-74	
11/29/2003#	Northern Arizona	W 68-51	
11/11/2004	Eastern Washington	W 80-62	
11/18/2005	Panhandle State	W 83-55	
11/11/2006	Rockhurst	W 71-47	
11/13/2007	Ark.-Pine Bluff	W 61-56	
11/16/2008	Florida A&M	W 77-53	
11/15/2009	Fairleigh Dickinson	W 80-64	
11/16/2010	Texas Southern	W 79-67	
11/13/2011	Charleston Southern	W 85-57	
11/10/2012	NC Central	W 71-57	
11/9/2013	Emporia State	W 93-50	
11/14/2014	New Mexico State	W 71-54	
11/13/2015	Charleston Southern	W 88-63	
11/11/2016	South Carolina State	W 85-39	
11/10/2017	UMKC	W 109-57	
11/6/2018	Louisiana Tech	L 58-71	
11/5/2019	Omaha	W 68-54	
12/2/2020	Oral Roberts	W 85-80	
11/9/2021	Jacksonville St.	W 60-57	
11/7/2022	Central Arkansas	W 79-55	
11/6/2023	Lipscomb		

- Game played at Kansas Coliseum
 % - 1st regular season game at renovated Charles Koch Arena



BEST SEASON STARTS

Undeclared Starts (All Games)	Record	Season	First Loss	Finish
35-0*	2013-14	Mar. 23	vs. Kentucky	35-1
9-0	1920-21	Feb. 18	at Washburn	16-2
	2004-05	Jan. 3	Manhattan	22-10
	2006-07	Dec. 22	vs. New Mexico	17-14
8-0	2012-13	Dec. 13	at Tennessee	30-9
	1926-27	Feb. 1	at Pittsburg St.	19-2
	1980-81	Dec. 23	at Pan American	26-7
	1981-82	Dec. 29	vs. NC State	23-6
7-0	1915-16	Feb. 16	St. Mary's	10-5
	1952-53	Jan. 5	at Detroit	16-11
6-0	1949-50	Dec. 27	at TCU	7-17
	2019-20	Nov. 27	vs. West Virginia	23-8
5-0	1929-30	Jan. 16	Phillips (OK)	14-4
	1931-32	Dec. 31	at Northwest Mo.	13-7
	1988-89	Dec. 19	at Purdue	19-11
	2016-17	Nov. 24	vs. #10 Louisville	31-5

*= First 35-0 start in NCAA history. It stood as a NCAA record for just one season before Kentucky achieved its own 37-0 start in 2014-15.

All-Time Start Chart

Start	# times	Start	# times
1-0	87	6-0	12
2-0	46	7-0	10
3-0	39	8-0	8
4-0	24	9-0	5
5-0	16	10-0	1

Recent Starts

Recent Starts	First Loss
'02-03	2-0 Nov. 30 at Oral Roberts (71-76)
'03-04	2-0 Nov. 23 vs. Boston College (81-84)
'04-05	9-0 Jan. 3 --- MANHATTAN (59-64)
'05-06	3-0 Nov. 25 vs. #15 Illinois (54-55)
'06-07	9-0 Dec. 22 vs. New Mexico (68-71)
'07-08	1-0 Nov. 16 vs. Baylor (55-64)
'08-09	1-0 Nov. 19 --- UMKC (63-66)
'09-10	2-0 Nov. 23 vs. Pittsburg (55-68)
'10-11	1-0 Nov. 22 vs. UConn (79-83)
'11-12	2-0 Nov. 18 vs. Alabama (60-70)



NATIONALLY-RANKED OPPONENTS

vs. AP Ranked Teams			
Date	All-Time	Mills Era	Streak
Overall	58-142	-	L4
Home	39-45	-	L2
Roundhouse	32-34	-	L2
Away	13-70	-	L5
Neutral	6-27	-	L7
Regular Season	50-130	-	L4
Conf. Tournament	1-4	-	L3
NCAA Tournament	7-8	-	L2

vs. AP Top-10 Teams			
Date	All-Time	Mills Era	Streak
Overall	23-68	-	L2
Home	14-23	-	L1
Away	6-33	-	L1
Neutral	3-14	-	L6
Regular Season	20-63	-	L2
NCAA Tournament	3-5	-	L2

vs. Both Teams AP Ranked			
Date	All-Time	Mills Era	Streak
Overall	14-15	-	W1
Home	6-3	-	W1
Away	7-5	-	W2
Neutral	1-7	-	L4
Regular Season	13-12	-	W1
Conf. Tournament	0-1	-	L1
NCAA Tournament	1-2	-	L2



Shockers Upset Bearcats, 65-64

(From Yesterday's Late Edition)

By BOB HENTZEN

WICHITA — Whole teams had failed 37 straight times, but Saturday night one man almost by himself was responsible for beating national basketball champions Cincinnati.

Dave Stallworth scored 46 points as Wichita battled from behind in the final four minutes to snap Cincinnati's 37-game victory streak in a 65-64 thriller before 10,693 fans.

Stallworth scored as many points himself as eight Bearcat foes have managed this season. The previous individual high yielded by Cincy's proud defensive masters was 23 points by Kansas State's Willie Murrell.

Wichita was lagging, 64-58, going into the last four minutes

Box Score

WICHITA (65)	fg-a	ft-a	reb	of	pt
Stallworth	14-22	18-23	9	0	46
	3-4	8-0	5	4	4

GAME-BY-GAME vs. NATIONALLY-RANKED OPPONENTS (AP Poll)

Date	Ranking	Opp.	Result	2/4/1964	4	9	Loyola	W	65-60	11/23/1990	21	vs. Georgia	L	58-89		
1/24/1949	16	at Bradley*	L 49-57	12/14/1964	2	1	vs. Michigan	L	85-87	12/4/1990	12	Alabama	W	74-71 ot		
1/29/1949	1	Saint Louis*	L 41-72	3/19/1965	2	vs. UCLA #	L	89-108	12/14/1991	6	at Oklahoma St.	L	54-82			
2/17/1949	2	Saint Louis*	L 45-62	12/8/1965	2	Michigan	W	100-94	12/21/1991	18	Utah	L	36-58			
2/19/1949	3	Oklahoma St.*	L 37-39	1/6/1966	5	at Bradley*	L	86-91	12/30/1991	23	at Syracuse	L	63-88			
3/3/1949	2	at Oklahoma St.*	L 36-60	2/8/1966	3	Loyola	W	92-84	1/8/1992	4	Kansas	L	51-81			
2/6/1950	3	at Bradley*	L 49-61	2/19/1966	4	at Loyola	L	77-94	12/12/1992	25	Nebraska	L	64-71			
2/14/1950	18	Saint Louis*	L 54-61	12/19/1966	2	at UTEP	L	60-77	1/6/1993	4	at Kansas	L	54-103			
2/18/1950	2	Bradley*	L 56-68	1/5/1967	10	Bradley*	W	83-69	12/13/1997	23	Mississippi	L	48-71			
1/8/1951	2	at Oklahoma St.*	L 45-64	2/11/1967	3	at Louisville*	L	69-90	12/1/1999	21	at Oklahoma St.	L	56-68			
1/20/1951	3	Bradley*	L 61-76	2/25/1967	2	Louisville*	W	84-78	12/1/2001	14	at Oklahoma St.	L	59-61			
2/6/1951	8	Saint Louis*	L 48-49	12/8/1967	1	at UCLA	L	86-120	12/4/2002	19	at Tulsa	L	69-80			
2/12/1951	5	at Bradley*	L 44-65	12/12/1968	19	Iowa	W	93-88	2/15/2003	12	Creighton*	W	80-74			
2/17/1951	5	at Saint Louis*	L 53-83	1/2/1969	14	at Louisville*	L	58-71	3/3/2003	17	at Creighton*	L	60-86			
2/24/1951	2	Oklahoma St.*	L 50-61	1/4/1969	10	Cincinnati*	W	67-66	3/9/2003	19	vs. Creighton%	L	69-70			
12/15/1951	4	at Saint Louis*	L 45-71	1/9/1969	18	at Drake*	L	81-86	11/25/2005	15	vs. Illinois	L	54-55			
1/9/1952	18	Oklahoma City	L 46-53	2/15/1969	20	Louisville*	L	62-65	12/10/2005	13	at Michigan St.	L	64-83			
2/2/1952	6	St. Louis*	L 63-64	3/3/1969	19	Tulsa*	W	95-87 ot	2/7/2006	25	at No. Iowa*	L	56-68			
1/21/1953	11	Tulsa*	L 82-96	12/4/1969	6	at N. Mexico St.	L	76-108	3/18/2006	18	vs. Tennessee#	W	80-73			
1/23/1953	17	Oklahoma City	W 66-62	1/21/1970	18	at Louisville*	L	58-59	11/25/2006	24	20	at LSU	W	57-53		
1/28/1953	8	at Oklahoma St.*	L 59-73	2/19/1970	17	Drake*	L	83-90 ot	12/2/2006	17	15	at Syracuse	W	64-61		
2/12/1953	6	Oklahoma St.*	W 73-62	12/29/1970	19	vs. Utah St.	L	78-84	3/1/2008	20	at Drake*	L	63-73			
2/14/1953	13	at Okla. City	L 69-75	1/7/1971	16	Drake*	L	74-78	11/27/2008	21	vs. Georgetown	L	50-58			
2/18/1953	17	Murray State	W 87-77	2/20/1971	19	at Louisville*	L	97-98 ot	11/30/2008	5	vs. Alabama	L	57-65			
2/4/1954	14	5	Oklahoma St.*	L 51-59	2/9/1972	4	at Louisville*	L	64-65	12/19/2009	16	Texas Tech	W	85-83		
2/6/1954	14	18	Bradley	W 91-83	2/19/1972	4	Louisville*	L	60-69	1/19/2010	20	No. Iowa*	W	60-51		
2/13/1954	18	13	Oklahoma City	W 79-65	2/24/1972	19	Memphis*	L	98-108	2/3/2010	24	at No. Iowa*	L	56-59		
2/24/1954	15	5	at Oklahoma St.*	W 67-66	1/13/1973	20	Louisville*	L	75-78 2ot	12/4/2010	17	at San Diego St.	L	69-83		
3/5/1955	15	at Tulsa*	L 62-77	2/15/1973	16	at Memphis*	L	77-99	11/18/2011	16	vs. Alabama	L	60-70			
12/20/1955	1	San Francisco	L 65-75	2/19/1974	20	at Louisville*	L	90-106	12/4/2011	18	UNLV	W	89-70			
1/10/1956	20	Oklahoma St.*	L 54-61	12/21/1974	17	at Oklahoma	L	55-75	12/31/2011	21	Creighton*	L	61-68			
1/24/1956	16	Oklahoma City	L 55-56	12/30/1974	16	at Memphis	W	95-91	2/11/2012	17	at Creighton*	W	89-68			
2/2/1956	11	Saint Louis*	L 88-90	2/6/1975	3	Louisville*	L	57-62	1/18/2013	12	Creighton*	W	67-64			
2/4/1956	19	at Iowa	L 86-98	2/20/1975	6	at Louisville*	L	76-85	3/21/2013	20	vs. Pittsburgh #	W	73-55			
2/6/1956	15	at Okla. City	L 59-63	1/26/1976	16	Cincinnati	L	85-92 ot	3/23/2013	1	vs. Gonzaga*	W	76-70			
2/18/1956	17	at Saint Louis*	W 109-103 2ot	1/29/1976	20	W. Texas A&M*	W	63-55	3/30/2013	7	vs. Ohio State #	W	70-66			
2/25/1956	14	Houston*	W 82-72	3/13/1976	14	vs. Michigan #	L	73-74	4/6/2013	2	vs. Louisville #	L	68-72			
1/9/1957	17	Saint Louis*	W 69-64	2/19/1977	9	at Marquette	W	75-64	12/12/2014	8	25	Utah	L	68-69 ot		
1/31/1957	16	at Okla. City	L 70-84	2/26/1977	12	at Cincinnati	L	60-68	1/31/2015	12	18	at No. Iowa*	L	54-70		
2/18/1957	5	at Bradley*	L 72-78	1/2/1978	5	Marquette	L	56-67	2/28/2015	11	10	No. Iowa*	W	74-60		
2/21/1957	13	Okla. City	W 73-65	1/21/1978	16	UNLV	W	87-83	3/22/2015	12	10	vs. Kansas #	W	78-65		
3/2/1957	17	Oklahoma St.*	L 63-69 ot	1/26/1978	13	Indiana St.*	W	74-70	3/26/2015	12	8	vs. Notre Dame #	L	70-81		
3/5/1957	13	Bradley*	W 99-91	1/18/1979	5	Indiana St.*	L	84-94	12/12/2015	25	Utah	W	67-50			
1/10/1959	14	Saint Louis*	L 72-75	2/25/1979	2	at Indiana St.*	L	84-109	3/17/2016	17	vs. Arizona #	W	65-55			
1/31/1959	5	at Cincinnati*	L 87-95	12/11/1979	17	Iowa	L	62-81	3/19/2016	10	vs. Miami #	L	57-65			
2/2/1959	9	at Bradley*	L 52-60	3/15/1981	13	Iowa#	W	60-56	11/24/2016	10	10	vs. Louisville	L	52-62		
2/21/1959	6	Cincinnati*	L 74-88	3/22/1981	4	vs. LSU#	L	85-96	11/25/2016	24	vs. Michigan St.	L	72-77			
2/23/1959	10	Bradley*	L 70-72	12/12/1981	4	9	UAB	W	75-60	3/17/2017	19	5	vs. Kentucky #	L	62-65	
2/28/1959	11	at Saint Louis*	L 70-80	12/29/1981	2	20	vs. NC State	L	48-60	11/22/2017	6	13	vs. Notre Dame	L	66-67	
1/7/1960	1	Cincinnati*	L 79-67	12/30/1981	2	6	vs. San Francisco	L	74-84	12/2/2017	8	16	at Baylor	W	69-62	
12/17/1960	16	1	Ohio St.	L 82-93	1/16/1982	16	18	at Tulsa*	L	88-99	2/18/2018	19	5	at Cincinnati*	W	76-72
12/8/1961	-	at Ohio St.	L 62-85	2/6/1982	11	11	Tulsa*	L	75-80	3/4/2018	11	10	Cincinnati*	L	61-62	
1/5/1963	8	at Cincinnati*	L 50-63	2/7/1983	4	at Memphis	L	73-85	3/10/2018	11	21	vs. Houston %	L	74-77		
2/16/1963	-	1	Cincinnati*	W 65-64	2/12/1984	11	Tulsa*	W	66-64	1/12/2019	17	at Houston*	L	70-79		
12/8/1967	-	at UCLA	L 86-120	2/18/1984	12	at Tulsa*	L	97-105	3/16/2019	24	vs. Cincinnati %	L	63-66			
3/23/2013	-	vs. 1	Gonzaga #	W 76-70	3/8/1984	12	at Tulsa*	L	80-86	1/9/2020	23	21	Memph #	W	76-67	
3/2/2023	-	at 1	Houston**	L 66-83	1/5/1985	11	vs. Kansas	L	83-90	2/9/2020	rv	25	at Houston*	L	43-76	

NO. 1 AND DONE

Zags' championship ambitions dashed early

Game story, commentary
Gonzaga's championship hopes were dashed early in the first round of the NCAA Tournament as they fell to Saint Louis in a 72-78 upset. The Zags, who had been ranked No. 1 in the AP poll, were out of sync from the start, leading to a 17-point deficit by the end of the first half. Saint Louis' defense was particularly effective, forcing Gonzaga into 20 turnovers and limiting their scoring opportunities.

Experts, team sound off
Many analysts predicted a Gonzaga run to the championship, but Saint Louis' performance was a surprise. Gonzaga coach Mark Few expressed disappointment but praised his team's effort. Saint Louis coach Jeff Leetschko highlighted his team's defensive strategy and rebounding.

Notebooks
Saint Louis' defense was the key to their victory, forcing Gonzaga into 20 turnovers. Gonzaga's offense struggled to find a rhythm, with only 10 points in the second half. Saint Louis' rebounding was also a major factor, as they secured 38 rebounds compared to Gonzaga's 28.

vs. AP No. 1				
Date	WSU Rank	Opp. Rank	Opponent	Result
1/29/1949	-	at 1	Saint Louis*	L 41-72
12/20/1955	-	1	San Francisco	L 65-75
1/7/1960	-	1	Cincinnati*	L 69-76
2/27/1960	-	at 1	Cincinnati*	L 79-67
12/17/1960	16	1	Ohio St.	L 82-93
12/8/1961	-	at 1	Ohio St.	L 62-85
1/5/1963	8	at 1	Cincinnati*	L 50-63
2/16/1963	-	1	Cincinnati*	W 65-64
12/8/1967	-	at 1	UCLA	L 86-120
3/23/2013	-	vs. 1	Gonzaga #	W 76-70
3/2/2023	-	at 1	Houston**	L 66-83

= NCAA Tournament * = MVC game ** AAC game

Top-25 Showdowns at the Roundhouse				
Date	WSU Rank	Opp. Rank	Opponent	Result
12/17/1960	16	16	Ohio St.	L 82-93
2/4/1964	4	9	Loyola Chicago	W 65-60
12/12/1981	4	9	UAB	W 75-60
2/28/2015	11	10	Northern Iowa*	W 74-60
3/4/2018	11	10	Cincinnati*	L 82-93
1/9/2020	23	21	Memphis*	W 62-85



ALL-TIME POLL RANKINGS

AP POLL, by season

Season	Total	Top10	Top5	No.1	High	End
1953-54	9	-	-	-	11	20
1954-55	3	-	-	-	14	NR
1957-58	4	-	-	-	17	NR
1960-61	2	-	-	-	16	NR
1961-62	1	1	1	-	8	NR
1962-63	11	11	1	-	5	5
1963-64	9	9	5	-	4	5
1964-65	12	12	9	1	1	NR
1965-66	2	2	-	-	8	NR
1980-81	4	-	-	-	14	NR
1981-82	8	7	6	-	2	NR
1982-83	6	-	-	-	11	14
1983-84	2	-	-	-	14	NR
2005-06	-	-	-	-	-	NR
2006-07	6	3	-	-	8	NR
2011-12	5	-	-	-	15	18
2012-13	5	-	-	-	15	rv
2013-14	20	13	10	-	2	2
2014-15	19	3	-	-	8	14
2015-16	6	2	-	-	9	rv
2016-17	4	-	-	-	19	19
2017-18	19	10	2	-	3	16
2019-20	4	-	-	-	16	-
TOTAL	161	73	33	1		

COACHES POLL, by season

Season	Total	Top10	Top5	No.1	High	End
1953-54	6	-	-	-	14	NR
1954-55	4	-	-	-	16	NR
1957-58	1	-	-	-	t-20	NR
1960-61	9	-	-	-	17	NR
1961-62	7	4	1	-	5	NR
1962-63	12	9	-	-	6	6
1963-64	14	9	2	-	4	6
1964-65	15	13	10	1	1	14
1965-66	3	2	-	-	7	NR
1980-81	4	-	-	-	15	NR
1981-82	7	5	3	-	4	NR
1982-83	-	-	-	-	-	NR
1983-84	1	-	-	-	18	NR
2005-06	1	-	-	-	22	22
2006-07	5	2	-	-	8	NR
2011-12	4	-	-	-	14	tv
2012-13	4	1	1	-	12	4
2013-14	21	17	10	-	2	7
2014-15	20	3	-	-	8	11
2015-16	7	-	-	-	11	rv
2016-17	5	-	-	-	19	21
2017-18	19	9	3	-	3	25
2019-20	6	-	-	-	16	-
TOTAL	175	74	30	1		



Led by senior All-American Dave Stallworth, Wichita State ascended to No. 1 in both the Associated Press and Coaches Polls in December, 1964.

NOTES:

rv = not ranked but received at least one vote.
Vote totals prior to 2002-03 are unavailable.

* - Indicates no poll was released

In 1960-61, the top-20 were ranked in the AP poll through the first month of the season. After Jan. 1, only the top-10 were included for the remainder of the season.

In 1961-62, the preseason coaches poll included just 10 teams but expanded to 20 for the Dec. 19 poll.

WEEK-BY-WEEK RANKINGS

>> 1953-54

	AP (25)	Co (20)
D-8	-	-
D-15	-	-
D-22	-	-
D-29	-	-
J-5	-	-
J-12	11	t-20
J-19	11	14
J-26	16	-
F-2	14	t-18
F-9	18	-
F-16	15	19
F-23	14	17
M-2	12	15
M-9	20	-
Final	-	-

>> 1954-55

	AP (25)	Co (20)
D-7	15	20
D-14	17	-
D-21	14	19
D-28	-	-
J-4	-	19
J-11	-	16
J-18	-	-
J-25	-	-
F-1	-	-
F-8	-	-
F-15	-	-
F-22	-	-
M-1	-	-
M-8	-	-

>> 1957-58

	AP (25)	Co (25)
D-10	-	-
D-17	-	-
D-24	-	t-20
D-31	20	-
J-7	17	-
J-14	19	-
J-21	18	-
J-28	-	-
F-4	-	-
F-11	-	-
F-18	-	-
F-25	-	-
M-4	-	-
M-11	-	-

>> 1960-61

	AP (25)	Co (25)
D-13	16	-
D-20	-	-
D-27	18	-
J-3	-	17
J-10	-	17
J-17	-	19
J-24	-	t-20
J-31	-	20
F-7	-	17
F-14	-	17
F-21	-	18
F-28	-	18
M-6	-	-

>> 1961-62

	AP (25)	Co (25)
Pre	-	-
D-19	8	10
D-26	-	5
J-2	-	9
J-9	-	14
J-16	-	10
J-23	-	11
J-30	-	17
F-6	-	-
F-13	-	-
F-20	-	-
F-27	-	-
M-6	-	-
M-13	-	-

>> 1962-63

	AP (25)	Co (25)
Pre	-	-
D-4	10	-
D-11	-	-
D-18	-	-
D-25	-	16
J-1	8	8
J-8	8	9
J-15	7	7
J-22	8	8
J-29	10	10
F-5	9	11
F-12	-	17
F-19	7	6
F-26	8	9
M-5	6	6
M-12	5	6

>> 1963-64

	AP (25)	Co (25)
Pre	5	5
D-10	-	12
D-17	-	14
D-24	-	-
D-31	-	11
J-7	-	11
J-14	-	12
J-21	10	8
J-28	7	6
F-4	4	4
F-11	6	6
F-18	6	7
F-25	5	6
M-3	5	6
M-10	5	6

>> 1964-65

	AP (25)	Co (25)
Pre	3	4
D-7	2	3
D-14	1	1
D-21	2	2
D-28	2	2
J-4	5	3
J-11	3	3
J-18	4	3
J-25	5	3
F-1	8	5
F-8	9	8
F-15	10	7
F-22	-	10
M-1	-	13
M-8	-	14

>> 1965-66

	AP (25)	Co (25)
Pre	-	-
D-7	-	-
D-14	10	10
D-21	8	7
D-28	-	16
J-4	-	-
J-11	-	-
J-18	-	-
J-25	-	-
F-1	-	-
F-8	-	-
F-15	-	-
F-22	-	-
M-1	-	-
M-8	-	-

>> 1980-81

	AP (25)	Co (25)
Pre	-	-
D-2	-	*
D-9	-	-
D-16	-	-
D-23	-	-
D-30	-	-
J-6	-	-
J-13	-	-
J-20	-	-
J-27	-	-
F-3	19	20
F-10	16	19
F-17	14	15
F-24	19	18
M-3	-	-
M-10	-	-

>> 1981-82

	AP (25)	Co (25)
Pre	6	7
D-1	4	*
D-8	4	6
D-15	4	4
D-22	3	4
D-29	2	4
J-5	9	12
J-12	16	17
J-19	-	-
J-26	-	-
F-2	-	-
F-9	-	-
F-16	-	-
F-23	-	-
M-2	-	-
M-9	-	-

>> 1982-83

	AP (25)	Co (25)
Pre	-	-
N-30	-	*
D-7	-	-
D-14	-	-
D-21	-	-
D-28	-	-
J-4	-	-
J-11	-	-
J-18	-	-
J-25	-	-
F-1	-	-
F-8	16	-
F-15	15	-
F-22	12	-
M-1	12	-
M-8	11	-
M-15	14	-

>> 1983-84

	AP (25)	Co (25)
Pre	-	-
N-29	18	*
D-6	14	18
D-13	-	-
D-20	-	-
D-27	-	-
J-3	-	-
J-10	-	-
J-17	-	-
J-24	-	-
J-31	-	-
F-7	-	-
F-14	-	-
F-21	-	-
F-28	-	-
M-6	-	-
M-13	-	-

>> 2003-04

	AP (25)	Co (25)
Pre	rv	rv
N-24	rv	rv
D-1	-	-
D-8	-	-
D-15	-	-
D-22	-	-
D-29	-	-
J-5	-	-
J-12	-	-
J-19	-	-
J-26	-	-
F-2	-	-
F-9	-	-
F-16	-	-
F-23	-	-
M-1	-	-
M-8	-	-
M-15	-	-
Final	*	*

>> 2004-05

	AP (25)	Co (25)
Pre	-	-
N-22	-	-
N-29	-	-
D-6	-	-
D-13	rv	rv
D-20	rv	rv
D-27	rv	rv
J-3	rv	rv
J-10	rv	rv
J-17	-	-
J-24	rv	rv
J-31	rv	rv
F-7	rv	rv
F-14	rv	rv
F-21	-	-
F-28	-	-
M-8	-	-
Final	*	-

>> 2005-06

	AP (25)	Co (25)
Pre	-	-
N-22	-	-
N-29	rv	-
D-6	-	-
D-13	-	-
D-20	-	-
D-27	-	-
J-3	rv	rv
J-10	-	-
J-17	-	-
J-24	rv	rv
J-31	-	-
F-7	rv	rv
F-14	rv	r
F-21	rv	-
F-28	rv	rv
M-8	rv	rv
Final	*	21

>> 2006-07

	AP (25)	Co (25)
Pre	rv	rv
N-14	rv	rv
N-21	24	rv
N-28	17	22
D-5	10	16
D-12	8	10
D-19	8	8
D-26	16	16
J-2	rv	rv
J-9	rv	-
J-16	-	-
J-23	-	-
J-30	-	-
F-6	-	-
F-13	-	-
F-20	-	-
F-27	-	-
M-6	-	-
M-13	-	-
Final	*	-

>> 2009-10

	AP (25)	Co (25)
Pre	-	-
N-16	-	-
N-23	-	-
N-30	-	-
D-7	-	-
D-14	-	-

SHOCKER

CONFERENCE TOURNAMENTS

American Athletic Conference Results	115
Single-Game Records	115
Missouri Valley Conference Results	116
Championships	117



CONFERENCE TOURNAMENT RECORDS

MISSOURI VALLEY CONFERENCE TOURNAMENT										
Year	Seed	Location	Head Coach	Round	Opponent	Result	Points	Rebounds	Assists	Attendance
1977	[3]	Wichita, Kan.	Harry Miller	Quarterfinal	[5] Drake	W 67-63	19 - Brent	9 - Elmore	4 - Johnson	7,352
				Semifinal	[4] West Texas A&M	L 68-79	29 - Johnson	17 - Elmore	5 - Trogele	9,797
1978	[6]	Peoria, Ill.	Harry Miller	Quarterfinal	[5] Bradley	L 71-75	21 - Johnson	12 - Johnson	6 - Brent	5,800
1979	[3]	Wichita, Kan. Las Cruces, N.M.	Gene Smithson	Quarterfinal	[6] Drake	W 70-69	20 - Shirley	10 - Shirley	4 - Shirley	6,527
				Semifinal	[2] New Mexico State	L 81-85	22 - Kalocinski	13 -- Kalocinski	6 - Ryer	6,400
1980	[4]	Wichita, Kan. Peoria, Ill.	Gene Smithson	Quarterfinal	[5] Indiana State	W 82-70	24 - Levingston	13 - Levingston	10 - Smithson	8,407
				Semifinal	[1] Bradley	L 60-68	21 - Carr	11 - Carr/Levingston	3 - Carr/Smithson	7,300
1981	[1]	Wichita, Kan.	Gene Smithson	Quarterfinal	[8] Southern Illinois	W 77-57	21 - Levingston	11 - Carr	9 - Martin	9,211
				Semifinal	[4] Drake	W 88-74	25 - Carr	17 - Levingston	8 - Smithson	9,658
				Championship	[2] Creighton	L 64-70	16 - Martin	10 - Levingston	8 - Martin	9,836
1982	<i>Not Eligible (Probation)</i>									
1983	<i>Not Eligible (Probation)</i>									
1984	[3]	Wichita, Kan. Tulsa, Okla.	Gene Smithson	Quarterfinal	[6] Southern Illinois	W 107-77	28 - McDaniel	11 - McDaniel	6 - McDaniel/Papke	8,102
				Semifinal	[2] Tulsa	L 80-86	35 - McDaniel	14 - McDaniel	6 - Sherrod	9,047
1985	[3]	Wichita, Kan. Tulsa, Okla.	Gene Smithson	Quarterfinal	[6] Southern Illinois	W 69-66	25 - McDaniel	21 - McDaniel	6 - Sherrod	8,750
				Semifinal	[7] Indiana State	W 92-65	34 - McDaniel	13 - McDaniel	8 - Arline	8,521
				Championship	[1] Tulsa	W 84-82	34 - McDaniel	13 - McDaniel	8 - Sherrod	8,733
1986	[5]	Tulsa, Okla.	Gene Smithson	Quarterfinal	[4] Illinois State	L 70-78	13 - Radunovich/Santos	9 - Santos	2 - 3 Players	1,500
1987	[2]	Wichita, Kan. Tulsa, Okla.	Eddie Fogler	Quarterfinal	[7] Creighton	W 73-70	19 - Grayer	7 - H. Carr	7 - Dwi. Praylow	6,078
				Semifinal	[3] Illinois State	W 56-53	18 - Radunovich	6 - Radunovich	5 - Dwi. Praylow	6,572
				Championship	[1] Tulsa	W 79-74 ot	17 - Cundiff	10 - Grayer	4 - Cundiff/Griffin	7,427
1988	[2]	Peoria, Ill.	Eddie Fogler	Quarterfinal	[7] Tulsa	W 74-66	16 - Dwi. Praylow	6 - Dwa. Praylow	3 - 3 Players	8,248
				Semifinal	[3] Illinois State	L 51-59	20 - Hill	11 - Radunovich	3 - Griffin	7,712
1989	[2]	Wichita, Kan.	Eddie Fogler	Quarterfinal	[7] Illinois State	L 60-66	18 - Grayer	15 - Grayer	6 - Guffrovich	7,229
1990	[6]	Normal, Ill.	Mike Cohen	Quarterfinal	[3] Creighton	L 66-70	24 - Nickerson	9 - Cooper/Nickerson	4 - Cooper/Guffrovich	8,620
1991	[6]	St. Louis, Mo.	Mike Cohen	Quarterfinal	[3] Tulsa	L 52-71	28 - Guffrovich	10 - Wiggins	Unavailable	7,179
1992	[8]	St. Louis, Mo.	Mike Cohen	Quarterfinal	[1] Southern Illinois	L 63-67	21 - George	7 - Peterson	3 - Hunt	4,000
1993	[6]	St. Louis, Mo.	Scott Thompson	Quarterfinal	[3] Missouri State	L 57-72	19 - Wiggins	8 - Wiggins	4 - Hunt	8,142
1994	[7]	St. Louis, Mo.	Scott Thompson	Quarterfinal	[2] Bradley	L 44-52	16 - Arnold	6 - Arnold/Swanson	3 - Flowers/Stricklen	9,543
1995	[8]	St. Louis, Mo.	Scott Thompson	Quarterfinal	[1] Tulsa	L 63-77	25 - Arnold	7 - Arnold	5 - Swanson	9,673
1996	<i>Did Not Qualify</i>									
1997	[7]	St. Louis, Mo.	Randy Smithson	Play-In	[10] Drake	L 63-74	21 - Perez	6 - Williams	5 - Goolsby	6,911
1998	[4]	St. Louis, Mo.	Randy Smithson	Quarterfinal	[5] Indiana State	W 65-55	17 - Evans	11 - Evans	3 - Hankton	9,679
				Semifinal	[1] Illinois State	L 54-75	14 - Perez	7 - Roosevelt	2 - Lemons	11,017
1999	[9]	St. Louis, Mo.	Randy Smithson	Play-In	[8] Northern Iowa	W 74-72 ot	18 - Perez	10 - Williams	4 - Evans	6,894
				Quarterfinal	[1] Evansville	L 71-79	21 - Evans	6 - Evans	4 - Perez	10,429
2000	[9]	St. Louis, Mo.	Randy Smithson	Play-In	[8] Illinois State	W 70-55	21 - Perez	8 - Perez	3 - Lemons/Steven/Lewis	6,725
				Quarterfinal	[1] Indiana State	L 50-57	19 - Perez	7 - Perez/Williams	6 - Phillips	9,596
2001	[9]	St. Louis, Mo.	Mark Turgeon	Play-In	[8] Missouri State	L 45-57	15 - Mack	13 - Robinson	4 - Phillips	4,315
2002	[5]	St. Louis, Mo.	Mark Turgeon	Quarterfinal	[4] Missouri State	L 59-72	19 - Mack	9 - Mack	3 - Howard	10,151
2003	[3]	St. Louis, Mo.	Mark Turgeon	Quarterfinal	[6] Bradley	W 70-66	20 - Burns	8 - Miller	3 - Burns/Holman/Kampman	11,924
				Semifinal	[2] Creighton	L 69-70	21 - Burns	6 - Hogg/Howard	5 - Holman	15,703
2004	[3]	St. Louis, Mo.	Mark Turgeon	Quarterfinal	[6] Drake	W 63-57	13 - Holman	6 - Burns	4 - Holman	9,819
				Semifinal	[2] Northern Iowa	L 56-63	14 - Howard	5 - Burns/Miller	3 - Wise	13,287
2005	[2]	St. Louis, Mo.	Mark Turgeon	Quarterfinal	[7] Drake	W 72-52	14 - Burns	7 - Cousnard	6 - Liberty	10,854
				Semifinal	[3] Creighton	L 60-70	12 - Howard/Kampman	8 - Cousnard/Howard	3 - Burns	14,069
2006	[1]	St. Louis, Mo.	Mark Turgeon	Quarterfinal	[9] Indiana State	W 81-63	15 - Ogirri/Miller	6 - Braeuer/Cousnard	2 - 5 Players	11,782
				Semifinal	[5] Bradley	L 52-60	19 - Ogirri	9 - Cousnard	3 - Cousnard	17,772
2007	[6]	St. Louis, Mo.	Mark Turgeon	Quarterfinal	[3] Missouri State	L 64-67	18 - Braeuer	7 - Martin	3 - Cousnard/Mekel	16,651
2008	[9]	St. Louis, Mo.	Gregg Marshall	Play-In	[8] Indiana State	L 67-71	19 - Ellis	9 - Ellis	3 - Braeuer/Cousnard/Mekel	7,849
2009	[7]	St. Louis, Mo.	Gregg Marshall	Play-In	[10] Missouri State	W 59-46	16 - Murry	6 - Durley/Murry	5 - Hannah	6,534
				Quarterfinal	[2] Creighton	L 62-63	17 - Durley	11 - Clemente	4 - Hannah	12,765
2010	[2]	St. Louis, Mo.	Gregg Marshall	Quarterfinal	[7] Missouri State	W 73-63	19 - Stutz	6 - Stutz/Murry	4 - Hannah	10,182
				Semifinal	[3] Illinois State	W 65-61	17 - Stutz	5 - Hatch/Stutz	3 - Murry	13,814
				Championship	[1] Northern Iowa	L 52-67	12 - Hannah	7 - Murry	2 - Stutz	9,297
2011	[2]	St. Louis, Mo.	Gregg Marshall	Quarterfinal	[10] Bradley	W 70-56	16 - Stutz	8 - Blair	3 - Murry	9,318
				Semifinal	[3] Indiana State	L 54-61	18 - Durley	11 - Durley	5 - Ragland	13,533
2012	[1]	St. Louis, Mo.	Gregg Marshall	Quarterfinal	[8] Indiana State	W 72-48	14 - Murry/Ragland	12 - Stutz	5 - Ragland	11,348
				Semifinal	[4] Illinois State	L 64-65	17 - Ragland	13 - Smith	2 - Ragland/Murry/Smith	16,271
2013	[2]	St. Louis, Mo.	Gregg Marshall	Quarterfinal	[7] Missouri State	W 69-59	18 - Hall	12 - Hall	5 - Armstead	14,004
				Semifinal	[6] Illinois State	W 66-51	16 - Hall	9 - Armstead	3 - Armstead/Williams	18,262
				Championship	[1] Creighton	L 65-68	28 - Armstead	9 - Armstead	3 - Armstead	16,659
2014	[1]	St. Louis, Mo.	Gregg Marshall	Quarterfinal	[9] Evansville	W 80-58	17 - Baker/Early	7 - Lufle	5 - VanVleet	10,260
				Semifinal	[4] Missouri State	W 67-42	20 - Early	6 - Lufle	5 - VanVleet	13,966
				Championship	[2] Indiana State	W 83-69	22 - VanVleet	8 - Lufle	5 - VanVleet	12,125
2015	[1]	St. Louis, Mo.	Gregg Marshall	Quarterfinal	[9] Southern Illinois	W 56-45	13 - VanVleet	5 - Wessel	4 - VanVleet	9,015
				Semifinal	[4] Illinois State	L 62-65	19 - VanVleet	7 - VanVleet	7 - Baker	13,898
2016	[1]	St. Louis, Mo.	Gregg Marshall	Quarterfinal	[8] Loyola	W 66-58	25 - Baker	6 - Grady	4 - Baker	10,560
				Semifinal	[4] Northern Iowa	L 52-57 ot	14 - Grady	9 - Baker	5 - VanVleet	14,299
2017	[2]	St. Louis, Mo.	Gregg Marshall	Quarterfinal	[7] Bradley	W 82-56	17 - Willis Jr.	10 - McDuffie	4 - Shamet/Frankamp	9,124
				Semifinal	[6] Missouri State	W 78-63	21 - Morris	7 - Morris/McDuffie/Willis	4 - Shamet	12,124
				Championship	[1] Illinois State	W 71-51	19 - Frankamp	10 - Morris	2 - Kelly	11,744



CONFERENCE TOURNAMENT RECORDS



SHOCKER CHAMPIONSHIPS

1985

March 9, 1985 | Tulsa, Okla. | Tulsa Convention Center

[3] Wichita St.	37	47	-	84
[1] #15 Tulsa.....	39	43	-	82

With senior All-American **Xavier McDaniel** leading the way, WSU won its first MVC Tournament Championship. The Shockers were seeded third in the bracket after an 11-5 regular season finish. Following a pair of home wins, WSU traveled to 17th-ranked Tulsa for the championship game. McDaniel -- who that year became the first in history to lead the nation in both scoring (27.2) and rebounding (14.8) -- tallied 34 points and grabbed 13 boards to lead the Shockers to a thrilling 84-82 victory over their arch rival.



WICHITA STATE

Mike Arline 5-9, 2-2, 12; Cedric Coleman 3-4, 0-0, 6; Aubrey Sherrod 3-10, 2-2, 8; Xavier McDaniel 15-19, 4-7, 34; Henry Carr 1-1, 2-5, 4; Tom Kosich 0-0, 0-0, 0; Curtis Bailey 1-2, 0-0, 2; Clint Noremore 3-3, 0-1, 6; Karl Papke 5-8, 2-2, 9; TOTALS: 36-56, 12-19, 84

TULSA


Herb Suggs 1-2, 0-0, 2; Steve Harris 14-23, 9-10, 37; David Moss 3-7, 1-2, 7; Vince Williams 3-5, 3-4, 9; Herb Johnson 7-17, 2-2, 16; Byron Boudreaux 4-8, 0-0, 8; Carlton McKinney 0-2, 0-0, 0; Tracy Moore 0-2, 1-2, 1; Anthony Fobbs 0-1, 1-2, 1; Brian Rahilly 0-3, 1-2, 1; TOTALS 32-70, 18-24 -- 82

Fouled out--Tulsa-Johnson, Wichita State-None. **Rebounds**--Wichita State 33 (McDaniel 13), Tulsa 36 (Johnson 13). **Assists**--Wichita State 26 (Sherrod 8, Papke 7), Tulsa 13 (Moss 2). **Blocks**--Wichita State 3 (McDaniel 3), Tulsa 0. **Steals**--Wichita State 3 (Coleman 2), Tulsa 8 (Rahilly 2). **Total fouls**--Wichita State 19, Tulsa 18. A-8,733

1987

March 4, 1987 | Tulsa, Okla. | Tulsa Convention Center

[2] Wichita St.	35	47	9	79
[1] Tulsa.....	34	43	4	74



The Shockers celebrated another championship on Tulsa's home court, just two years later. The 1987 MVC Tournament was the first to feature a three-point line, and WSU took full advantage of the new rule, knocking down a near-perfect 8-of-10 from long range. Most Outstanding Player, Gary Cundiff (3-for-3 from three) led a group of five double-figure scorers with 17 points, and Steve Grayer collected a double-double, as Wichita State downed the Hurricane in overtime, 79-74.

WICHITA STATE

Steve Grayer 6-12, 2-3, 14; Sasha Radunovich 2-6, 6-6, 10; Henry Carr 1-3, 1-4, 3; Gary Cundiff 6-7, 2-2, 17; Joe Griffin 3-5, 0-2, 9; Dwight Praylow 5-9, 0-0, 12; Tom Kosich 1-1, 0-0, 2; Dwayne Praylow 0-1, 1-2, 1; Gus Santos 5-7, 2-3, 12; Totals: 28-51, 15-20, 79

TULSA

B. Rahilly 3-6, 0-0, 6; Moss 11-19, 9-10, 36; J. Rahilly 3-4, 0-0, 6; Moore 7-14, 6, 14; Bourdeaux 1-8, 0-0, 2; Parker 0-0, 0-0; Royster 4-9, 2-4, 10; Loyd 0-0, 0-0; Buckwalter 0-0, 0-0, 0; Totals 29-60, 11-14, 74

3-point goals--WSU 8-10 (Radunovich 0-1, Cundiff 3-3, Griffin 3-3, Dwi. Praylow 2-3) Tulsa 5-16 (Moss 5-9, Moore 0-1, Bourdeaux 0-6) **Fouled out**--Tulsa, B. Rahilly **Rebounds**--WSU 31 (Grayer 10), Tulsa 28 (Moore & Royster, 6) A-7,427

2014

Mar. 9, 2014 | St. Louis, Mo. | Scottrade Center

[2] Indiana St.	29	40	-	69
[1] #2 Wichita St.	39	44	-	83

WSU improved to 34-0 and became the first Division I team in over two decades to enter the NCAA Tournament with an unbeaten record. Larry Bird Trophy recipient, Fred VanVleet collected 22 points and five assists, and tournament most outstanding player Tekele Cotton scored 20 points to lead the Shockers past Indiana State, 83-69. In the process, Wichita State claimed its first Arch Madness title after trips to the championship game in 2010 and 2013.



INDIANA STATE

Arop, Manny 6-13 5-5 18; Gant, Justin 7-11 0-0 18; Odum, Jake 2-9 4-6 8; Cummings, Dawson 3-8 1-2 8; Smith, Khristian 2-6 2-4 6; Kitchell, Jake 2-5 0-0 5; Brown, Devonte 0-3 3-4 3; Eitel, Lucas 1-1 0-0 3; Bell, TJ 0-0 0-0 0; Burnett, Brandon 0-0 0-0 0; Moore, Demetrius 0-0 0-0 0. Totals 23-56 15-21 69

WICHITA STATE

VanVleet, Fred 9-14 0-0 22; Cotton, Tekele 6-11 4-6 20; Baker, Ron 3-11 8-9 14; Carter, Darius 3-6 4-7 10; Early, Cleanthony 3-8 3-3 10; Lufile, Chadrack 2-6 0-1 4; Green, Derail 1-1 0-0 2; Wiggins, Nick 0-1 1-2 1; Coleby, Kadeem 0-1 0-0 0; Simon, John Robert 0-0 0-0 0; Bush, Zach 0-1 0-0 0; Wessel, Evan 0-0 0-0 0. Totals 27-60 20-28 83.

3-point goals-- Indiana State 8-19 (Gant, Justin 4-6; Kitchell, Jake 1-1; Eitel, Lucas 1-1; Arop, Manny 1-2; Cummings, Dawson 1-5; Brown, Devonte 0-1; Smith, Khristian 0-1; Odum, Jake 0-2), Wichita State 9-22 (Cotton, Tekele 4-6; VanVleet, Fred 4-6; Early, Cleanthony 1-3; Bush, Zach 0-1; Baker, Ron 0-6). **Fouled out**--Indiana State-None, Wichita State-None. **Rebounds**--Indiana State 35 (Arop, Manny 7), Wichita State 41 (Lufile, Chadrack 8). **Assists**--Indiana State 10 (Odum, Jake 7), Wichita State 10 (VanVleet, Fred 5). **Total fouls**--Indiana State 25, Wichita State 15. **Technical fouls**--Indiana State-None, Wichita State-None. A-12,125

2017

Mar. 5, 2017 | St. Louis, Mo. | Scottrade Center

[2] #21 Wichita St.	33	38	-	71
[1] Illinois State.....	25	26	-	51

A fitting championship matchup pitted regular season co-champions WSU and Illinois State. The pair each went 17-1 during the conference regular season with their only losses coming on the other's home floor. The rubber match, however, left little doubt. WSU clicked in all phases, holding ISU to just 29% from the floor in a convincing 71-51 victory. The tournament's most outstanding player, **Conner Frankamp** hit three treys on his way to 19 points. **Markis McDuffie** (16) and Landry Shamet (14) also finished in double-figures. Though no one realized it at the time, the 2017 MVC title game would also serve as the Shockers' farewell game. A month after cutting down the nets in St. Louis, WSU announced its move to the American Athletic Conference, effective in 2017-18.



WICHITA STATE

Conner Frankamp 6-12, 4-6, 19; Markis McDuffie 2-6, 11-11, 16; Landry Shamet 5-11, 1-2, 14; Darral Willis Jr. 3-5, 3-4, 9; Shaquille Morris 2-3, 0-0, 4; Rauno Nurger 0-3, 3-4, 3; Zach Brown 1-3, 0-2, 2; Daishon Smith 0-2, 2-4, 2; Austin Reaves 0-0, 1-2, 1; Rashard Kelly 0-4, 1-2, 1; John Robert Simon 0-0, 0-0, 0; Zach Bush 0-0, 0-0, 0; Eric Hamilton 0-0, 0-0, 0; C.J. Keyser 0-1, 0-0, 0. TOTALS 19-50, 26-37, 71

ILLINOIS STATE

Paris Lee 7-21, 2-4, 18; MiKyle McIntosh 4-12, 6-11, 16; Deonate Hawkins 2-8, 0-0, 5; D.J. Clayton 2-5, 0-0, 4; Keyshawn Evans 1-4, 0-0, 3; Phil Fayne 0-1, 2-2, 2; Daouda Ndiaye 1-2, 0-0, 2; Tony Wills 0-4, 1-2, 1; Javaka Thompson 0-1, 0-0, 0; Madison Williams 0-0, 0-0, 0. TOTALS 17-58 11-19 51.

3-point goals--Wichita State 7-16 (Frankamp 3-6; Shamet 3-4; McDuffie 1-4; Smith 0-2), Illinois State 6-28 (McIntosh 2-5; Lee 2-9; Hawkins 1-4; Evans 1-4; Wills 0-3; Thompson 0-1; Clayton 0-2).

Fouled out--Wichita State-None, Illinois State-Hawkins, McIntosh, Fayne **Rebounds**--Wichita State 42 (Morris 10), Illinois State 41 (Ndiaye & McIntosh 7). **Assists**--Wichita State 7 (Kelly 2), Illinois State 3 (Lee 2). **Total fouls**--Wichita State 18, Illinois State 28. **Technical fouls**--Wichita State- Willis; Illinois State-Hawkins 2; McIntosh. A-11744


SHOCKER

POSTSEASON

All-Time Postseason Results	119
Record Breakdown	120
WSU NCAA Tournament Records	121-122
Career NCAA Tournament Stats	123-124
All-Time NCAA Boxes/Summaries	125-132
NCAA Tournament in Wichita	133



POSTSEASON RECORDS



NCAA TOURNAMENT RESULTS

Year	Coach	Seed	Region	Round	Location / Venue	Date	Opponent	Conf.	Result	Leading Scorer(s)
1964	Ralph Miller		Midwest	Regional Semifinal (16)	Wichita, Kan. / WU Fieldhouse #	M. 13	vs. Creighton	Indep.	W 84-68	22 - Dave Stallworth
			Midwest	Regional Final (8)	Wichita, Kan. / WU Fieldhouse #	M. 14	vs. Kansas State	Big 8	L 86-94	37 - Dave Stallworth
1965	Gary Thompson		Midwest	Regional Semifinal (16)	Manhattan, Kan. / Ahearn Field House	M. 12	vs. SMU	SWC	W 86-81	31 - Kelly Pete
			Midwest	Regional Final (8)	Manhattan, Kan. / Ahearn Field House	M. 13	vs. Oklahoma State	Big 8	W 54-46	19 - Kelly Pete
			Final Four	National Semifinal	Portland, Ore. / Memorial Coliseum	M. 19	vs. UCLA	AAWU	L 89-108	36 - Jamie Thompson
			Final Four	3rd Place Game	Portland, Ore. / Memorial Coliseum	M. 20	vs. Princeton	Ivy	L 82-118	21 - Kelly Pete
1976	Harry Miller		Midwest	1st Round (32)	Denton, Texas / UNIT Coliseum	M. 13	vs. Michigan	Big Ten	L 73-74	18 - Robert Elmore
1981	Gene Smithson	[6]	Midwest	1st Round (48)	Wichita, Kan. / Henry Levitt Arena #	M. 13	vs. [11] Southern	SWAC	W 95-70	24 - Cliff Levingston
			Midwest	2nd Round (32)	Wichita, Kan. / Henry Levitt Arena #	M. 15	vs. [3] Iowa	Big Ten	W 60-56	25 - Cliff Levingston
			Midwest	Regional Semifinal (16)	New Orleans, La. / Louisiana Superdome	M. 20	vs. [7] Kansas	Big 8	W 66-65	18 - Cliff Levingston
			Midwest	Regional Final (8)	New Orleans, La. / Louisiana Superdome	M. 22	vs. [1] LSU	SEC	L 85-96	22 - Antoine Carr
1985	Gene Smithson	[11]	East	1st Round (64)	Atlanta, Ga. / Omni Coliseum	M. 15	vs. [6] Georgia	SEC	L 59-67	22 - Xavier McDaniel
1987	Eddie Fogler	[11]	Midwest	1st Round (64)	Rosemont, Ill. / Rosemont Horizon	M. 13	vs. [6] St. John's	Big East	L 55-57	18 - Sasha Radunovich
1988	Eddie Fogler	[12]	Midwest	1st Round (64)	South Bend, Ind. / Edmond P. Joyce Center	M. 17	vs. [5] DePaul	Indep.	L 62-83	18 - Sasha Radunovich
2006	Mark Turgeon	[7]	Washington D.C.	1st Round (64)	Greensboro, N.C. / Greensboro Coliseum	M. 16	vs. [10] Seton Hall	Big East	W 86-66	23 - Sean Ogirri
			Washington D.C.	2nd Round (32)	Greensboro, N.C. / Greensboro Coliseum	M. 18	vs. [2] Tennessee	SEC	W 80-73	20 - P.J. Cousinard
			Washington D.C.	Regional Semifinal (16)	Washington D.C. / Verizon Center	M. 24	vs. [11] George Mason	Colonial	L 55-63	16 - Paul Miller
2012	Gregg Marshall	[5]	South	2nd Round (64)	Portland, Ore. / Rose Garden	M. 15	vs. [12] VCU	Colonial	L 59-62	15 - Joe Ragland
2013	Gregg Marshall	[9]	West	2nd Round (64)	Salt Lake City / EnergySolutions Arena	M. 21	vs. [8] Pittsburgh	Big East	W 73-55	22 - Malcolm Armstead
			West	3rd Round (32)	Salt Lake City / Energy Solutions Arena	M. 23	vs. [1] Gonzaga	WCC	W 76-70	16 - Cleanthony Early
			West	Regional Semifinal (16)	Los Angeles, Calif. / Staples Center	M. 28	vs. [13] LaSalle	A-10	W 72-58	18 - Malcolm Armstead
			West	Regional Final (8)	Los Angeles, Calif. / Staples Center	M. 30	vs. [2] Ohio State	Big Ten	W 70-66	14 - Malcolm Armstead
			Final Four	National Semifinal	Atlanta, Ga. / Georgia Dome	A. 6	vs. [1] Louisville	Big East	L 68-72	24 - Cleanthony Early
2014	Gregg Marshall	[1]	Midwest	2nd Round (64)	St. Louis, Mo. / Scottrade Center	M. 21	vs. [16] Cal Poly	Big West	W 64-37	23 - Cleanthony Early
			Midwest	3rd Round (32)	St. Louis, Mo. / Scottrade Center	M. 23	vs. [8] Kentucky	SEC	L 76-78	31 - Cleanthony Early
2015	Gregg Marshall	[7]	Midwest	2nd Round (64)	Omaha, Neb. / CenturyLink Center	M. 20	vs. [10] Indiana	Big Ten	W 81-76	27 - Fred VanVleet
			Midwest	3rd Round (32)	Omaha, Neb. / CenturyLink Center	M. 22	vs. [2] Kansas	Big 12	W 78-65	19 - Tekele Cotton
			Midwest	Regional Semifinal (16)	Cleveland, Ohio / Quicken Loans Arena	Mar. 26	vs. [3] Notre Dame	ACC	L 70-81	25 - Fred VanVleet
2016	Gregg Marshall	[11]	South	First Four (68)	Dayton, Ohio / UD Arena	Mar. 15	vs. [11] Vanderbilt	SEC	W 70-50	14 - Ron Baker/Fred VanVleet
			South	1st Round (64)	Providence, R.I. / Dunkin' Donuts Center	Mar. 17	vs. [6] Arizona	Pac-12	W 65-55	16 - Fred VanVleet
			South	2nd Round (32)	Providence, R.I. / Dunkin' Donuts Center	Mar. 19	vs. [3] Miami FL	ACC	L 57-65	12 - Shaq Morris/Fred VanVleet
2017	Gregg Marshall	[10]	South	1st Round (64)	Indianapolis / Bankers Life Fieldhouse	Mar. 17	vs. [7] Dayton	A-10	W 64-58	13 - Landry Shamet
			South	2nd Round (32)	Indianapolis / Bankers Life Fieldhouse	Mar. 19	vs. [2] Kentucky	SEC	L 62-65	20 - Landry Shamet
2018	Gregg Marshall	[4]	East	1st Round (64)	San Diego, Calif. / Viejas Arena	Mar. 16	vs. [13] Marshall	C-USA	L 75-81	27 -- Conner Frankamp
2021	Isaac Brown	[11]	West	First Four (68)	West Lafayette, Ind. / Mackey Arena	Mar. 18	vs. [11] Drake	MVC	L 52-53	22 -- Morris Udeze

OTHER POSTSEASON RESULTS

Year	Coach	Seed	Event	Round	Location / Venue	Date	Opponent	Result	Leading Scorer(s)	
1954	Ralph Miller		NIT	1st Round (12)	New York / Madison Square Garden	M. 6	vs. Bowling Green	MAC	L 84-88	20 - Jim McNerney
1962	Ralph Miller		NIT	1st Round (12)	New York / Madison Square Garden	M. 15	vs. Dayton	Indep.	L 71-79	18 - Dave Stallworth
1963	Ralph Miller		NIT	Quarterfinal	New York / Madison Square Garden	M. 16	vs. Villanova	Indep.	L 53-54	16 - Dave Stallworth
1966	Gary Thompson		NIT	Quarterfinal	New York / Madison Square Garden	M. 14	vs. New York Univ.	Indep.	L 84-90 ot	24 - Warren Armstrong
1980	Gene Smithson		NIT	1st Round (32)	Wichita, Kan. / Henry Levitt Arena #	M. 6	UTEP	WAC	L 56-58	24 - Cliff Levingston
1984	Gene Smithson		NIT	1st Round (32)	Ann Arbor, Mich. / Crisler Arena	M. 15	at Michigan	Big Ten	L 70-94	16 - Xavier McDaniel
1989	Eddie Fogler			1st Round (32)	Wichita, Kan. / Henry Levitt Arena #	M. 16	UC-SANTA BARBARA	Big West	W 70-62	18 - Steve Grayer
				2nd Round (16)	East Lansing, Mich. / Jenison Field House	M. 20	at Michigan St.	Big Ten	L 67-79	15 - John Cooper
2003	Mark Turgeon		NIT	Opening Round (40)	Ames, Iowa / Hilton Coliseum	M. 19	at Iowa St.	Big 12	L 65-76	18 - Paul Miller
2004	Mark Turgeon		NIT	1st Round (32)	Wichita, Kan. / Charles Koch Arena	M. 19	FLORIDA ST.	ACC	L 84-91 Tot	16 - Fridge Holman / Jamar Howard
2005	Mark Turgeon			Opening Round (40)	Wichita, Kan. / Charles Koch Arena	M. 16	HOUSTON	C-USA	W 85-69	21 - Jamar Howard
				1st Round (32)	Wichita, Kan. / Charles Koch Arena	M. 19	WESTERN KENTUCKY	Sun Belt	W 84-81	22 - Jamar Howard
				2nd Round (16)	Nashville, Tenn. / Memorial Gymnasium	M. 21	at Vanderbilt	SEC	L 63-65	13 - Paul Miller
2009	Gregg Marshall		CBI	1st Round (16)	Wichita, Kan. / Charles Koch Arena	M. 18	BUFFALO	MAC	W 84-73	14 - Ramon Clemente/Clevin Hannah
				Quarterfinal	Wichita, Kan. / Charles Koch Arena	M. 23	STANFORD	PAC-10	L 56-70	13 - Clevin Hannah
2010	Gregg Marshall	[3]	NIT	1st Round (32)	Wichita, Kan. / Charles Koch Arena	M. 17	[6] NEVADA	WAC	L 70-74	15 - Toure' Murry
2011	Gregg Marshall	[4]	NIT	1st Round (32)	Wichita, Kan. / Charles Koch Arena	M. 16	[5] NEBRASKA	Big 12	W 76-49	13 - David Kyles
				2nd Round (16)	Blacksburg, Va. / Cassell Coliseum	M. 20	at [1] Virginia Tech	ACC	W 79-76 ot	15 - Toure' Murry
				Quarterfinal	Wichita, Kan. / Charles Koch Arena	M. 23	[6] CHARLESTON	SoCon	W 82-75	16 - Gabe Blair
				Semifinal	New York / Madison Square Garden	M. 29	vs. [2] Washington St.	Pac-10	W 75-44	13 - Toure' Murry
2019	Gregg Marshall	[6]	NIT	Championship	New York / Madison Square Garden	M. 31	vs. [1] Alabama	SEC	W 66-57	12 - J.T. Durlley/Graham Hatch
				First Round (32)	Greenville, S.C. / Timmons Arena	M. 20	at [3] Furman	SoCon	W 76-70	20 - Markis McDuffie
				Second Round (16)	Clemson, S.C. / Littlejohn Coliseum	M. 24	at [2] Clemson	ACC	W 63-55	18 - Jaime Echenique
				Quarterfinal	Bloomington, Ind. / Assembly Hall	M. 26	at [1] Indiana	Big Ten	W 73-63	21 - Markis McDuffie
			Semifinal	New York, N.Y. / Madison Square Garden	A. 2	vs. [5] Lipscomb	A-Sun	L 64-71	13 - Dexter Dennis	



POSTSEASON RECORDS

RECORD BREAKDOWN SHOCKERS IN THE POSTSEASON

	NCAA	NIT	CBI	Total
Appearances	16	13	1	29
Most Recent	2021	2019	2009	11-straight
Overall Record	18-17	11-12	1-1	30-29
Best Finish	Final 4 1965, 2013	Champion 2011	Quarters 2009	

BY OPPONENT

	NCAA	NIT	CBI	Total
Alabama		1-0		1-0
Arizona	1-0			1-0
Bowling Green		0-1		0-1
Buffalo			1-0	1-0
Cal Poly	1-0			1-0
Clemson		1-0		1-0
College of Charleston		1-0		1-0
Creighton	1-0			1-0
Dayton	1-0	0-1		1-1
DePaul	0-1			0-1
Drake	0-1			0-1
Florida State		0-1		0-1
Furman		1-0		1-0
George Mason	0-1			0-1
Georgia	0-1			0-1
Gonzaga	1-0			1-0
Houston		1-0		1-0
Indiana	1-0	1-0		2-0
Iowa	1-0			1-0
Iowa State		0-1		0-1
Kansas	2-0			2-0
Kansas State	0-1			0-1
Kentucky	0-2			0-2
La Salle	1-0			1-0
Lipscomb		0-1		0-1
Louisville	0-1			0-1
LSU	0-1			0-1
Marshall	0-1			0-1
Miami FL	0-1			0-1
Michigan	0-1			0-1
Michigan State		0-1		0-1
Nebraska		1-0		1-0
Nevada		0-1		0-1
New York Univ.		0-1		0-1
Notre Dame	0-1			0-1
Ohio State	1-0			1-0
Oklahoma State	1-0			1-0
Pittsburgh	1-0			1-0
Princeton	0-1			0-1
UC Santa Barbara		1-0		1-0
St. John's	0-1			0-1
Seton Hall	1-0			1-0
SMU	1-0			1-0
Southern	1-0			1-0
Stanford			0-1	0-1
Tennessee	1-0			1-0
UCLA	0-1			0-1
UTEP		0-1		0-1
Vanderbilt	1-0	0-1		1-1
VCU	0-1			0-1
Villanova		0-1		0-1
Virginia Tech		1-0		1-0
Washington State		1-0		1-0
Western Kentucky		1-0		1-0
TOTALS	18-17	11-12	1-1	30-30

BY OPPONENT SEED

	NCAA	NIT	CBI	Total
vs. #1	1-2	3-0		4-2
vs. #2	3-1	2-0		5-1
vs. #3	1-2	1-0		2-2
vs. #4				
vs. #5	0-1	1-1		1-2
vs. #6	1-2	1-1		2-3
vs. #7	2-0			2-0
vs. #8	1-1			1-1
vs. #9				
vs. #10	2-0			2-0
vs. #11	2-2			2-2
vs. #12	0-1			0-1
vs. #13	1-1			1-1
vs. #14				
vs. #15				
vs. #16	1-0			1-0
as Favorite	6-5	2-1		8-6
as Underdog	9-8	6-1		15-9
No Seeds	3-4	3-10	1-1	7-15

BY ROUND

NCAA Tournament Games		NIT Games	
First Four	1-1	Play-In	1-1
Round of 64	7-5	Round of 32	4-4
Round of 32	4-4	Round of 16	2-4
Regional Semifinal	4-2	Quarterfinal	2-2
Regional Final	2-2	Semifinal	1-1
National Semifinal	0-2	Championship	1-0
3rd Place Game	0-1	Openers	4-9
National Championship	0-0		
Openers	9-7	CBI Games	
		Round of 16	1-0
		Quarterfinals	0-1

BY LOCATION

NCAA Tournament Games		NIT Games	
Los Angeles, Calif.	2-0	New York, N.Y.	2-5
San Diego, Calif.	0-1	Wichita, Kan.	5-3
Atlanta, Ga.	0-2	Ames, Iowa	0-1
Chicago, Ill.	0-1	Bloomington, Ind.	1-0
Indianapolis, Ind.	1-1	Ann Arbor, Mich.	0-1
South Bend, Ind.	0-1	East Lansing, Mich.	0-1
West Lafayette, Ind.	0-1	Clemson, S.C.	1-0
Wichita, Kan.	3-1	Greenville, S.C.	1-0
Manhattan, Kan.	2-0	Nashville, Tenn.	0-1
New Orleans, La.	1-1	Blacksburg, Va.	1-0
St. Louis, Mo.	1-1		
Omaha, Neb.	2-0	CBI Games	
Greensboro, N.C.	2-0	Wichita, Kan.	1-1
Cleveland, Ohio	0-1		
Dayton, Ohio	1-0		
Portland, Ore.	0-3		
Providence, R.I.	1-1		
Denton, Texas	0-1		
Salt Lake City, Utah	2-0		
Washington D.C.	0-1		

TEAM SINGLE GAME NCAA TOURNAMENT RECORDS

Points				
95	vs. Southern	1981	R64	Wichita
89	vs. UCLA	1965	F4	Portland
86	vs. Kansas State	1964	E8	Wichita
	vs. SMU	1965	S16	Manhattan KS
	vs. Seton Hall	2006	R64	Greensboro

Fewest Points Allowed				
37	vs. Cal Poly	2014	R64	St. Louis
46	vs. Oklahoma State	1965	E8	Manhattan KS
50	vs. Vanderbilt	2016	First 4	Dayton
53	vs. Drake	2021	First 4	W. Lafayette
55	2x, Last: vs. Arizona	2016	R64	Providence

Fewest Points Scored				
52	vs. Drake	2021	First 4	W. Lafayette
54	vs. Oklahoma State	1965	E8	Manhattan (KS)
55	vs. St. John's	1987	R64	Chicago
	vs. George Mason	2006	S16	Washington D.C.

Winning Margin				
27	vs. Cal Poly	2014	R64	St. Louis
25	vs. Southern	1981	R64	Wichita
20	vs. Seton Hall	2006	R64	Greensboro
	vs. Vanderbilt	2016	First 4	Dayton

Losing Margin				
36	vs. Princeton	1965	F4C	Portland
21	vs. DePaul	1988	R64	South Bend
19	vs. UCLA	1965	F4	Portland

Field Goals				
40	vs. Southern	1981	R64	Wichita
38	vs. LSU	1981	E8	New Orleans
36	vs. UCLA	1965	F4	Portland

Fewest Field Goals				
17	vs. Oklahoma State	1965	E8	Manhattan (KS)
19	vs. Pittsburgh	2013	R64	Salt Lake City
	vs. Dayton	2017	R64	Indianapolis
	vs. Drake	2021	First 4	W. Lafayette

Field Goal Attempts				
75	vs. UCLA	1965	F4	Portland
	vs. LSU	1981	E8	New Orleans
72	vs. SMU	1965	S16	Manhattan (KS)

Fewest Field Goal Attempts				
29	vs. Oklahoma State	1965	E8	Manhattan (KS)
48	vs. Dayton	2017	R64	Indianapolis
49	3x, Last: vs. Kentucky	2014	R32	St. Louis

Field Goal Percentage

.588	vs. Southern	1981	R64	Wichita
.586	vs. Oklahoma State	1965	E8	Manhattan (KS)
.551	vs. Kentucky	2014	R32	St. Louis
.540	vs. Kansas State	1964	E8	Wichita
.507	vs. LSU	1981	E8	New Orleans
.500	vs. Tennessee	2006	R32	Greensboro
	vs. Gonzaga	2013	R32	Salt Lake City

Lowest Field Goal Percentage

.313	vs. George Mason	2006	S16	Washington D.C.
.333	vs. Drake	2021	First 4	W. Lafayette
.339	vs. Miami FL	2016	R32	Providence

Points/Half

53	vs. Kansas State	1984	E8	Wichita
52	vs. Louisiana State	1981	E8	New Orleans
51	vs. UCLA	1965	F4	Portland
50	vs. Tennessee	2006	R32	Greensboro

Fewest Points/Half

19	vs. George Mason	2006	S16	Washington D.C.
	vs. Miami FL	2016	R32	Providence
21	vs. Drake	2021	First 4	West Lafayette

Free Throws

33	vs. Pittsburgh	2013	R64	Salt Lake City
32	vs. Creighton	1964	S16	Wichita
29	vs. Indiana	2015	R64	Omaha

Free Throw Attempts

41	vs. Creighton	1964	S16	Wichita
	vs. Pittsburgh	2013	R64	Salt Lake City
34	vs. Indiana	2015	R64	Omaha

Fewest Free Throws

3	vs. Georgia	1985	R64	Atlanta
6	vs. Kentucky	2017	R32	Indianapolis
7	vs. La Salle	2013	S16	Los Angeles

Fewest Free Throw Attempts

6	vs. Georgia	1985	R64	Atlanta
9	vs. La Salle	2013	S16	Los Angeles
	vs. Kentucky	2017	R32	Indianapolis

Free Throw Percentage

.905	vs. DePaul	1988	R64	South Bend
.853	vs. Indiana	2015	R64	Omaha
.818	vs. Kansas State	1964	E8	Wichita

Lowest Free Throw Percentage

.500	vs. Georgia	1985	R64	Atlanta
.500	vs. Drake	2021	First 4	West Lafayette
.571	vs. Cal Poly	2014	R64	St. Louis

3-Point Field Goals

14	vs. Gonzaga	2013	R32	Salt Lake City
10	vs. Seton Hall	2006	R64	Greensboro
	vs. Kentucky	2014	R32	St. Louis
	vs. Kansas	2015	R32	Omaha

3-Point Field Goal Attempts

29	vs. Marshall	2018	R64	San Diego
28	vs. Gonzaga	2013	R32	Salt Lake City
24	vs. George Mason	2006	S16	Washington D.C.
	vs. Kentucky	2017	R32	Indianapolis

Fewest 3-Point Field Goals Made

2	vs. Pittsburgh	2013	R64	Salt Lake City
2	vs. Indiana	2015	R64	Omaha
3	5x, Last: vs. Drake	2021	First 4	West Lafayette

3-Point Percentage

.600	vs. Tennessee	2006	R32	Greensboro
.500	vs. Gonzaga	2013	R32	Salt Lake City
	vs. Kansas	2015	R32	Omaha

Lowest 3-Point Percentage

.100	vs. Pittsburgh	2013	R64	Salt Lake City
.125	vs. George Mason	2006	S16	Washington D.C.
.150	vs. Arizona	2016	R64	Providence

Total Rebounds

52	vs. Creighton	1964	S16	Wichita
48	vs. Dayton	2017	R64	Indianapolis
47	2x, Last: vs. La Salle	2013	S16	Los Angeles

Rebound Margin (+)

+19	vs. Dayton	2017	R64	Indianapolis
+18	vs. La Salle	2013	S16	Los Angeles
+14	vs. Marshall	2018	R64	San Diego

Rebound Margin (-)

-22	vs. Princeton	1965	F4C	Portland
-21	vs. UCLA	1965	F4	Portland



POSTSEASON RECORDS

Assists

27	vs. Southern	1981	R64	Wichita
24	vs. LSU	1981	E8	New Orleans
19	vs. Seton Hall	2006	R64	Greensboro

Blocks

9	vs. Ohio State	2013	E8	Los Angeles
8	vs. Dayton	2017	R64	Indianapolis
	vs. La Salle	2013	S16	Los Angeles

Steals

10	vs. DePaul	1988	R64	South Bend
	vs. Pittsburgh	2013	R64	Salt Lake City
	vs. Kansas	2015	R32	Omaha
	vs. Miami FL	2016	R32	Providence

Fouls

27	vs. Creighton	1964	S16	Wichita
25	vs. Kansas State	1964	E8	Wichita

Fewest Fouls

9	vs. St. John's	1987	R64	Chicago
11	vs. Kentucky	2017	R32	Indianapolis
12	vs. Tennessee	2006	R32	Greensboro

Fewest Turnovers

6	vs. Arizona	2016	R64	Providence
7	vs. Indiana	2015	R64	Omaha
	vs. Notre Dame	2015	S16	Cleveland
	vs. Vanderbilt	2016	First4	Providence

OPPONENT SINGLE-GAME NCAA TOURNAMENT RECORDS

Points

118	vs. Princeton	1965	F4 Con	Portland
109	vs. UCLA	1965	F4	Portland
96	vs. LSU	1981	E8	New Orleans

Field Goals

48	vs. Princeton	1965	F4 Con	Portland
44	vs. UCLA	1965	F4	Portland

Field Goal Attempts

89	vs. UCLA	1965	F4	Portland
75	vs. Princeton	1965	F4 Con	Portland

Field Goal Percentage

.643	vs. DePaul	1988	R64	South Bend
.650	vs. Princeton	1965	F4 Con	Portland
.639	vs. LSU	1981	E8	New Orleans

3-Point Field Goals

11	vs. Indiana	2015	R64	Omaha
10	vs. Tennessee	2006	R32	Greensboro

3-Point Attempts

29	vs. Tennessee	2006	R32	Greensboro
28	vs. Cal Poly	2014	R64	St. Louis

Free Throw %

.947	vs. Seton Hall [18/19]	2006	R64	Greensboro
.850	vs. Indiana [17/20]	2015	R64	Omaha

Free Throws Made

24	vs. Kansas State	1964	E8	Wichita
23	vs. Ohio State	2013	E8	Los Angeles

Free Throw Attempts

37	vs. Kansas State	1964	E8	Wichita
36	vs. Creighton	1964	S16	Wichita

Total Rebounds

60	vs. UCLA	1965	F4	Portland
49	Creighton	1964	E8	Wichita

INDIVIDUAL SINGLE GAME NCAA TOURNAMENT RECORDS

Points

37	Dave Stallworth	vs. Kansas St.	1964	E8
36	Jamie Thompson	vs. UCLA	1965	F4
31	Kelly Pete	vs. SMU	1965	S16
	Cleanthony Early	vs. Kentucky	2014	R32
	Fred VanVleet	vs. Indiana	2015	R64
27	Conner Frankamp	vs. Marshall	2018	R64
25	Cliff Levingston	vs. Iowa	1981	R32
	Fred VanVleet	vs. Notre Dame	2015	S16
24	Cliff Levingston	vs. Southern	1981	R48
	Cleanthony Early	vs. Louisville	2013	F4
23	Sean Ogirri	vs. Seton Hall	2006	R64
	Cleanthony Early	vs. Cal Poly	2014	R64
22	Dave Stallworth	vs. Creighton	1964	S16
	Antoine Carr	vs. LSU	1981	E8
22	Xavier McDaniel	vs. Georgia	1985	R64
	Malcolm Armstead	vs. Pittsburgh	2013	R64
	Darius Carter	vs. Notre Dame	2015	S16
	Morris Udeze	vs. Drake	2021	First 4
21	Kelly Pete	vs. Princeton	1965	F4 Con
	Cleanthony Early	vs. Pittsburgh	2013	R64
20	Antoine Carr	vs. Iowa	1981	R32
	P.J. Cousnard	vs. Tennessee	2006	R32
	Ron Baker	vs. Kentucky	2014	R32
	Landry Shamet	vs. Kentucky	2017	R32

Rebounds

23	Dave Stallworth	vs. Creighton	1965	S16
16	Dave Stallworth	vs. Kansas St.	1965	E8
	Cliff Levingston	vs. Iowa	1981	R32
14	Cliff Levingston	vs. Kansas	1981	S16
13	Cliff Levingston	vs. Southern	1981	R48
12	Kelly Pete	vs. SMU	1965	S16
	Antoine Carr	vs. Iowa	1981	R32
	Rashard Kelly	vs. Marshall	2018	R64
11	Xavier McDaniel	vs. Georgia	1985	R64
	Rashard Kelly	vs. Dayton	2017	R64
10	Dave Leach	vs. UCLA	1965	F4
	Antoine Carr	vs. Southern	1981	R48
	Cliff Levingston	vs. LSU	1981	E8
	Cleanthony Early	vs. Louisville	2013	F4

Assists

11	Tony Martin	vs. Southern	1981	R48
10	Tony Martin	vs. LSU	1981	E8
8	Fred VanVleet	vs. Cal Poly	2014	R64
	Landry Shamet	vs. Marshall	2018	R64
7	Randy Smithson	vs. Kansas	1981	S16
	Malcolm Armstead	vs. Louisville	2013	F4
	Fred VanVleet	vs. Vanderbilt	2016	First 4

Field Goal Percentage

6-6	Jay Jackson	vs. Southern	1981	R48
-----	-------------	--------------	------	-----

3-Point Percentage

4-4	P.J. Cousnard	vs. Tennessee	2006	R32
4-6	Ron Baker	vs. Gonzaga	2013	R32
4-6	Ron Baker	vs. Kentucky	2014	R32
4-6	Cleanthony Early	vs. Kentucky	2014	R32
4-6	Evan Wessel	vs. Kansas	2015	R32

Free Throw Percentage

10-10	Sasha Radunovich	vs. DePaul	1988	R64
9-9	Malcolm Armstead	vs. Pittsburgh	2013	R64
9-9	Ron Baker	vs. Ohio St.	2013	E8

Field Goals

14	Dave Stallworth	vs. Kansas State	1964	E8
13	Jamie Thompson	vs. UCLA	1965	F4
12	Kelly Pete	vs. SMU	1965	S16
	Cleanthony Early	vs. Kentucky	2014	R32
11	Xavier McDaniel	vs. Georgia	1985	R64
10	Cliff Levingston	vs. Iowa	1981	R32
	Conner Frankamp	vs. Marshall	2018	R64

3-Point Field Goals

6	Sean Ogirri	vs. Seton Hall	2006	R64
	Conner Frankamp	vs. Marshall	2018	R64
4	P.J. Cousnard	vs. Tennessee	2006	R32
	Ron Baker	vs. Gonzaga	2013	R32
	Cleanthony Early	vs. Gonzaga	2013	R32
	Ron Baker	vs. Kentucky	2014	R32
	Cleanthony Early	vs. Kentucky	2014	R32
	Evan Wessel	vs. Kansas	2015	R32

Free Throws

10	Jamie Thompson	10/11 vs. UCLA	1965	F4
	Sasha Radunovich	10/10 vs. DePaul	1988	R64
9	6x, Last: R. Baker & F. VanVleet	vs. Indiana	2015	R64

Steals

5	Tekele Cotton	vs. Pittsburgh	2013	R64
	Ron Baker	vs. Indiana	2015	R64
	Fred VanVleet	vs. Arizona	2016	R64
4	Toure Murry	vs. VCU	2012	R64
	Fred VanVleet	vs. Kansas	2015	R32
	Fred VanVleet	vs. Miami FL	2016	R32

Blocks

6	Carl Hall	vs. Ohio State	2013	E8
5	Antoine Carr	vs. Iowa	1981	R32
4	Kadeem Coleby	vs. Cal Poly	2014	R64
3	Antoine Carr	vs. Southern	1981	R64
	Carl Hall	vs. Gonzaga	2013	R32
	Carl Hall	vs. La Salle	2013	S16
	Rashard Kelly	vs. Dayton	2017	R64
	Shaquille Morris	vs. Kentucky	2017	R32
	Dexter Dennis	vs. Drake	2021	First 4

Minutes Played (1965-Pr.)

40	Vernon Smith	vs. Oklahoma St.	1965	E8
	Jaime Thompson	vs. Oklahoma St.	1965	E8
	Dave Leach	vs. Oklahoma St.	1965	E8
	John Criss	vs. Oklahoma St.	1965	E8
	Kelly Pete	vs. Oklahoma St.	1965	E8
	Randy Smithson	vs. Iowa	1981	R32
	Randy Smithson	vs. Kansas	1981	S16
	Aubrey Sherrod	vs. Georgia	1985	R64

Point-Rebound Double-Doubles

22-23	Dave Stallworth	vs. Creighton	1964	S16
37-16	Dave Stallworth	vs. Kansas St.	1964	E8
31-12	Kelly Pete	vs. SMU	1965	S16
12-10	Dave Leach	vs. UCLA	1965	F4
24-13	Cliff Levingston	vs. Southern	1981	R64
25-16	Cliff Levingston	vs. Iowa	1981	R32
18-14	Cliff Levingston	vs. Kansas	1981	S16
19-10	Cliff Levingston	vs. LSU	1981	E8
18-10	Antoine Carr	vs. Southern	1981	R64
20-12	Antoine Carr	vs. Iowa	1981	R32
22-11	Xavier McDaniel	vs. Georgia	1985	R64
24-10	Cleanthony Early	vs. Louisville	2013	F4

Point-Assist Double-Doubles

11-11	Tony Martin	vs. Southern	1981	R64
10-10	Tony Martin	vs. LSU	1981	E8

Multiple 20+ Point Scorers

Levingston (25) & A. Carr (20)	vs. Iowa	1981	R32
Armstead (22) & Early (21)	vs. Pittsburgh	2013	R64
Early (31) & Baker (20)	vs. Kentucky	2014	R32
VanVleet (25) & Carter (22)	vs. N. Dame	2015	S16

INDIVIDUAL OPPONENT SINGLE-GAME NCAA TOURNAMENT RECORDS

Points

58	Bill Bradley	Princeton	1965	F4 Con.
28	Gail Goodrich	UCLA	1965	F4
	Willie Murrell	Kansas State	1964	E8
27	Jon Elmore	Marshall	2018	R64
26	Angel Rodriguez	Miami FL	2016	R32

Rebounds

17	Paul Silas	Creighton	1964	S16
	Bill Bradley	Princeton	1965	F4 Con.
14	Michael Hart	Gonzaga	2013	R32
13	Edgar Lacey	UCLA	1965	F4

Assists

13	Rod Strickland	DePaul	1988	R64
11	Jerian Grant	Notre Dame	2015	S16

Field Goals

22	Bill Bradley	Princeton	1965	F4 Con.
12	Stan Bundy	DePaul	1988	R64

3-Point Field Goals

6	Chris Lofton	Tennessee	2006	R32
4	9x, Last: Jon Elmore	Marshall	2018	R64

Free Throws

14	Bill Bradley	Princeton	1965	F4 Con.
11	Jon Elmore	Marshall	2018	R64
10	Kelly Olynyk	Gonzaga	2013	R32



POSTSEASON RECORDS

INDIVIDUAL SINGLE TOURNAMENT NCAA TOURNAMENT RECORDS

Points

88	Kelly Pete	4 Games	1965
86	Cliff Levingston	4 Games	1981
81	Cleanthony Early	5 Games	2013
79	Jamie Thompson	4 Games	1965

Scoring Average (Min. 2 GP)

29.5	Dave Stallworth	2 Games	1964
27.0	Cleanthony Early	2 Games	2014
23.0	Fred VanVleet	3 Games	2015
22.0	Kelly Pete	4 Games	1981
21.5	Cliff Levingston	4 Games	1981
19.8	Jamie Thompson	4 Games	1965
19.0	Antoine Carr	4 Games	1981
16.5	Landry Shamet	2 Games	2013
16.2	Cleanthony Early	5 Games	2017
14.0	Nate Bowman	2 Games	1964
14.0	Kelly Pete	2 Games	1964
14.0	Fred VanVleet	3 Games	2016

Field Goals

33	Cliff Levingston	4 Games	1981
30	Kelly Pete	4 Games	1965
	Cleanthony Early	5 Games	2013
29	Jamie Thompson	4 Games	1965

Field Goal Percentage (Min 2 GP)

.656	Cleanthony Early	2 Games	2014
.638	Kelly Pete	4 Games	1965
.600	Ron Baker	2 Games	2014
.592	Antoine Carr	4 Games	1981
.579	Kelly Pete	2 Games	1964
.562	Nate Bowman	2 Games	1964
.556	Carl Hall	5 Games	2013
.541	Cliff Levingston	4 Games	1981
.538	Dave Stallworth	2 Games	1964

3-Point Field Goals

9	Ron Baker	5 Games	2013
8	Sean Ogjiri	3 Games	2006
	Cleanthony Early	5 Games	2013
7	Cleanthony Early	2 Games	2014
6	Kyle Wilson	3 Games	2006
	Malcom Armstead	5 Games	2013
	Tekele Cotton	5 Games	2013
	Conner Frankamp	1 Game	2018

3-Point Percentage (Min. 2 games)

.833	Zach Brown [5-6]	2 Games	2017
.625	Ron Baker	2 Games	2014
.571	Evan Wessel	3 Games	2015
.500	Cleanthony Early	2 Games	2014
.500	Tekele Cotton	5 Games	2013
	P.J. Cousnard	3 Games	2006

Free Throws

28	Kelly Pete	4 Games	1965
23	Fred VanVleet	3 Games	2015
22	Ron Baker	5 Games	2013
21	Jamie Thompson	4 Games	1965
20	Cliff Levingston	4 Games	1981

Free Throw Percentage (Min. 2 GP)

1.000	Vernon Smith	2 Games	1964
.933	Malcom Armstead	5 Games	2013
.900	Sean Ogjiri	3 Games	2006
.880	Ron Baker	5 Games	2013
.875	Jamie Thompson	4 Games	1965
.875	Ron Baker	3 Games	2016

Total Rebounds

53	Cliff Levingston	4 Games	1981
39	Dave Stallworth	2 Games	1964
38	Cleanthony Early	5 Games	2013
36	Antoine Carr	4 Games	1981

Rebounds/Game (Min. 2 GP)

19.5	Dave Stallworth	2 Games	1964
13.3	Cliff Levingston	4 Games	1981
9.0	Antoine Carr	4 Games	1981
8.8	Kelly Pete	4 Games	1965
8.5	Rashard Kelly	2 Games	2017
8.0	Nate Bowman	2 Games	1964
	Paul Miller	3 Games	2006

Assists

27	Randy Smithson	4 Games	1981
23	Tony Martin	4 Games	1981
22	Malcom Armstead	5 Games	2013
14	Fred VanVleet	2 Games	2014
13	Fred VanVleet	3 Games	2015
	Fred VanVleet	3 Games	2016

Assists/Game (Min. 2 GP)

7.0	Fred VanVleet	5 Games	2013
5.5	Tony Martin	4 Games	1981
5.5	Randy Smithson	4 Games	1981
4.4	Malcom Armstead	5 Games	2013
4.3	Fred VanVleet	3 Games	2015
4.3	Fred VanVleet	3 Games	2016
3.7	Matt Braeuer	3 Games	2006
3.7	Ron Baker	3 Games	2016

Steals

11	Fred VanVleet	3 Games	2016
10	Malcom Armstead	5 Games	2013
9	Tekele Cotton	5 Games	2013
	Antoine Carr	4 Games	1981
8	Fred VanVleet	3 Games	2015
6	Tekele Cotton	2 Games	2015
5	Ron Baker	3 Games	2015
	Markis McDuffie	3 Games	2016

Steals/Game (Min. 2 GP)

3.7	Fred VanVleet	3 Games	2016
2.7	Fred VanVleet	3 Games	2015
2.0	Malcom Armstead	5 Games	2013
2.0	Tekele Cotton	3 Games	2015
1.8	Tekele Cotton	5 Games	2013
1.7	Ron Baker	3 Games	2015
1.5	Antoine Carr	4 Games	1981
1.5	Fred VanVleet	2 Games	2014

Blocked Shots

12	Antoine Carr	4 Games	1981
	Carl Hall	5 Games	2013
6	Cleanthony Early	5 Games	2013
4	Kadeem Coleby	2 Games	2014
	Shaquille Morris	2 Games	2017

Blocked Shots/Game (Min. 2 GP)

3.0	Antoine Carr	4 Games	1981
2.4	Carl Hall	5 Games	2013
2.0	Kadeem Coleby	2 Games	2014
2.0	Shaquille Morris	2 Games	2017
1.0	Zach Brown	3 Games	2015
1.2	Cleanthony Early	5 Games	2013
1.0	Paul Miller	3 Games	2006
1.0	Shaquille Morris	3 Games	2016

INDIVIDUAL CAREER NCAA TOURNAMENT RECORDS

Tournaments Played

4	Tekele Cotton, Ron Baker, Fred VanVleet	2012, 13, 14, 15
	Zach Brown, Rashard Kelly, Shaq Morris	2015, 16, 17
3	Evan Wessel	2014, 15, 16
	Conner Frankamp	2016, 17, 18
	Markis McDuffie	2016, 17, 18

Games Played

13	Ron Baker	2013-16
13	Fred VanVleet	2013-16
11	Tekele Cotton	2012-15
9	Zach Brown	2015-18
9	Rashard Kelly	2015-18
9	Shaquille Morris	2015-18

Games Started

13	Ron Baker	2013-16
10	Tekele Cotton	2012-15
8	Fred VanVleet	2013-16
6	Dave Leach	1964, 65
6	John Criss	1964, 65
6	Evan Wessel	2015, 16
6	Shaquille Morris	2016, 17, 18

Minutes Played (1976-Pt.)

434	Ron Baker	13 Games	2013-16
377	Fred VanVleet	13 Games	2013-16
298	Tekele Cotton	11 Games	2012-15
206	Cleanthony Early	7 Games	2013-14
169	Carl Hall	6 Games	2012-13

Points Scored

156	Ron Baker	13 Games	2013-16
155	Fred VanVleet	13 Games	2013-16
135	Cleanthony Early	7 Games	2013-14
116	Kelly Pete	6 Games	1964-65
86	Cliff Levingston	4 Games	1981

Field Goals

51	Cleanthony Early	7 Games	2013-14
49	Fred VanVleet	13 Games	2013-16
44	Ron Baker	13 Games	2013-16
41	Kelly Pete	6 Games	1964-65
33	Cliff Levingston	4 Games	1981

Field Goal Attempts

130	Fred VanVleet	13 Games	2013-16
114	Ron Baker	13 Games	2013-16
92	Cleanthony Early	7 Games	2013-14
69	Malcom Armstead	5 Games	2013
66	Kelly Pete	6 Games	1964-65

Three-Pointers

23	Ron Baker	13 Games	2013-16
15	Cleanthony Early	7 Games	2013-16
13	Conner Frankamp	6 Games	2016-18
9	Fred VanVleet	13 Games	2013
	Tekele Cotton	11 Games	2013-14
	Zach Brown	9 Games	2015-18

Three-Point Attempts

63	Ron Baker	13 Games	2013-16
42	Fred VanVleet	13 Games	2013-16
37	Cleanthony Early	7 Games	2013-14
28	Conner Frankamp	6 Games	2016-18
26	Malcom Armstead	5 Games	2013

Free Throws

48	Fred VanVleet	13 Games	2013-16
45	Ron Baker	13 Games	2013-16
34	Kelly Pete	6 Games	1964-65
25	Vernon Smith	6 Games	1964-65
21	Jamie Thompson	4 Games	1965

Free Throw Attempts

57	Fred VanVleet	13 Games	2013-16
46	Kelly Pete	6 Games	1964-65
53	Ron Baker	13 Games	2013-16
29	Cliff Levingston	4 Games	1981
	Vernon Smith	6 Games	1964-65

Rebounds

68	Ron Baker	13 Games	2013-16
53	Cliff Levingston	4 Games	1981
52	Cleanthony Early	7 Games	2013-14
47	Kelly Pete	6 Games	1964-65
41	3x, Last R. Kelly & S. Morris	9 Games	2015-18

Assists

51	Fred VanVleet	13 Games	2013-16
33	Ron Baker	13 Games	2013-16
27	Randy Smithson	4 Games	1981
23	Tekele Cotton	11 Games	2013-15
	Tony Martin	4 Games	1981

A:TO Ratio (min. 10 assists)

3.67	Matt Braeuer	11:3	2006
3.56	Randy Smithson	27:7	1981
2.68	Fred VanVleet	51:19	2013-16
2.30	Tony Martin	23:10	1981
2.30	Tekele Cotton	23:10	1981

Steals

26	Fred VanVleet	13 Games	2013-16
17	Tekele Cotton	11 Games	2012-15
12	Ron Baker	13 Games	2013-16
10	Malcom Armstead	5 Games	2013
9	Antoine Carr	4 Games	1981

Blocks

15	Antoine Carr	4 Games	1981
13	Carl Hall	6 Games	2012-13
8	Shaquille Morris	9 Games	2015-18
7	Cleanthony Early	7 Games	2013-14
6	Rashard Kelly	9 Games	2015-17

SHOCKERS ON ALL-REGIONAL TEAMS NCAA TOURNAMENT RECORDS

Year	Player	Team
1964	Dave Stallworth	Midwest Regional
1965	Dave Leach	Midwest Regional
	Kelly Pete	Midwest Regional
	Vernon Smith	Midwest Regional
1981	Cliff Levingston	Midwest Regional
	Randy Smithson	Midwest Regional
2013	Malcom Armstead	West Regional
	Carl Hall	West Regional
	Cleanthony Early	Final Four

SHOCKERS ON NIT ALL-TOURNAMENT TEAMS

Year	Player	Achievement
2011	Graham Hatch	Most Valuable Player
	Garrett Stutz	All-Tournament
2019	Markis McDuffie	All-Tournament



POSTSEASON RECORDS

CAREER NCAA TOURNAMENT NUMBERS

Years	Player	GP	GS	Min	Avg	FG	FGA	%	3FG	FGA	%	FT	FTA	%	O	D	TR	Avg	PF	FO	A	TO	B	S	Pts	Avg
2013, 14, 15, 16	Ron Baker	13	13	434	33.4	44	114	.386	23	63	.365	45	53	.849	14	54	68	5.2	24	0	33	19	5	12	156	12.0
2013, 14, 15, 16	Fred VanVleet	13	8	377	29.0	49	130	.377	9	42	.214	48	57	.842	9	32	41	3.2	22	0	51	19	1	26	155	11.9
2013, 14	Cleanthony Early	7	5	206	29.4	51	92	.554	15	37	.405	18	22	.818	17	35	52	7.4	19	0	3	6	7	4	135	19.3
1964, 65	Kelly Pete	6	5			41	66	.621				34	46	.740					47	7.8	18	2			116	19.3
1981	Cliff Livingston	4	4	145	36.3	33	61	.541				20	29	.690			53	13.3	12	0	7	20	1	1	86	21.5
2012, 13, 14, 15	Tekele Cotton	11	10	298	27.1	29	65	.446	9	24	.375	15	23	.652	11	26	37	3.4	20	0	23	10	2	17	82	7.5
1965	Jaime Thompson	4	4			29	60	.483				21	24	.880			18	4.5	11	0					79	19.8
1981	Antoine Carr	4	4	144	36.0	29	49	.592				18	23	.783			36	9.0	16	1	5	10	15	9	76	19.0
2012, 13	Carl Hall	6	5	169	28.2	24	43	.558	0	0	--	18	27	.667	16	16	32	5.3	15	0	5	12	13	4	66	11.0
2015, 16, 17, 18	Shaquille Morris	9	6	141	15.7	29	55	.527	0	2	.000	8	12	.667	12	29	41	4.6	31	0	4	12	8	3	66	7.3
1964, 65	Dave Leach	6	6			26	60	.433				13	21	.619			37	6.2	24	2					65	10.8
2013	Malcolm Armstead	5	5	160	32.0	22	69	.319	6	26	.231	14	15	.933	4	21	25	3.6	14	0	22	12	1	10	64	9.1
1964	Dave Stallworth	2	2			21	39	.539				17	21	.810			39	19.5	6	0					59	29.5
2016, 17, 18	Conner Frankamp	6	3	123	20.5	18	42	.429	13	28	.464	7	7	1.00	2	4	6	1.0	5	0	8	5	2	0	56	9.3
1964, 65	Vernon Smith	6	5			15	36	.417				25	29	.863			23	3.8	22	0					55	9.2
1981	Randy Smithson	4	4	149	37.3	22	40	.550				9	14	.643			11	2.8	11	0	27	7	0	2	53	13.3
2014, 15	Darius Carter	5	0	97	19.4	18	37	.486	1	2	.500	14	19	.737	7	19	26	5.2	12	0	4	5	2	1	51	10.2
1964, 65	John Criss	6	6			20	49	.408				3	3	1.000			12	2.0	26	3					43	7.2
2015, 16, 17, 18	Zach Brown	9	5	166	18.4	17	37	.459	9	21	.429	6	8	.750	9	23	32	3.6	18	0	3	7	3	2	49	5.4
2016, 17, 18	Markis McDuffie	6	3	152	25.3	15	48	.313	3	18	.167	14	18	.778	11	13	24	4.0	13	0	3	7	3	6	47	7.8
2017, 18	Landry Shamet	3	3	106	35.3	13	36	.361	3	19	.158	15	19	.789	3	6	9	3.0	11	0	13	8	2	1	44	14.7
2006	Paul Miller	3	3	87	29.0	14	31	.452	0	0	--	13	17	.765	10	14	24	8.0	8	0	3	3	3	0	41	13.7
2006	Sean Ogirri	3	3	101	33.7	11	26	.423	8	20	.400	9	10	.900	1	9	10	3.3	8	0	10	6	0	3	39	13.0
2006	Wilson, Kyle	3	3	82	27.3	11	25	.440	6	15	.400	10	12	.833	2	19	21	7.0	6	0	2	5	1	1	38	12.7
1987, 88	Sasha Radunovich	2	2	66	33.0	10	19	.526	0	2	.000	16	17	.941	2	5	7	3.5	3	0	2	4	0	0	36	18.0
2006	P.J. Cousnard	3	3	95	31.7	11	25	.440	5	10	.500	5	8	.625	7	11	18	6.0	11	1	9	10	1	3	32	10.7
2015, 16, 17, 18	Rashard Kelly	9	1	159	17.7	10	29	.345	1	4	.250	9	18	.500	17	24	41	4.6	16	0	9	7	6	5	30	3.3
1964	Nate Bowman	2	2			9	16	.563				10	14	.714			16	8.0	9	1					28	14.0
2006	Karon Bradley	3	0	70	23.3	10	28	.357	2	9	.222	5	7	.714	2	6	8	2.7	3	0	7	5	0	3	27	9.0
1981	Tony Martin	4	3	102	25.5	13	34	.382				1	2	.500			8	2.0	9	0	23	10	1	2	27	6.8
2006	Ryan Martin	3	0	67	22.3	8	15	.533	0	0	--	9	16	.563	8	8	16	5.3	4	0	0	2	1	1	25	8.3
1987, 88	Dwight Praylow	2	1	43	21.5	9	19	.474	3	5	.600	2	2	1.000	1	4	5	2.5	4	0	2	3	0	3	25	12.5
1981	Jay Jackson	4	4	105	26.3	11	24	.458				0	1	.000			16	4.0	9	0	10	13	1	3	23	5.8
1985	Xavier McDaniel	1	1	37	37.0	11	18	.611				0	0	--			11	11.0	5	1	0	3	0	1	22	22.0
2021	Morris Udeze	1	1	35	35.0	8	13	.615	0	0	---	6	11	.545	0	4	4	4.0	1	0	1	2	0	2	22	22.0
2017, 18	Darral Willis Jr.	3	0	42	14.0	6	13	.462	2	3	.667	4	6	.667	2	10	12	4.0	3	0	2	3	1	2	19	6.3
1981	Mike Jones	4	0	64	16.0	9	21	.429				1	3	.333			9	2.3	6	0	4	6	0	2	19	4.8
1981, 85	Karl Papke	5	1	57	11.4	8	18	.444				3	5	.600			8	1.6	8	0	4	3	0	0	19	3.8
1976	Bob Elmore	1	1	27	27.0	5	10	.500				8	10	.800			7	7.0	4	0					18	18.0
2013, 14	Chadrack Lufle	7	0	53	7.6	9	14	.643	0	0	--	0	1	.000	2	8	10	1.4	5	0	0	7	2	1	18	2.6
2016	Anton Grady	3	0	52	17.3	6	17	.353	0	1	.000	6	8	.750	3	9	12	4.0	9	0	1	0	0	0	18	6.0
1985	Aubrey Sherrod	1	1	40	40.0	8	16	.500				1	1	1.00			3	3.0	4	0	1	3	0	0	17	17.0
1965	Melvin Reed	3	0			6	14	.429				4	6	.667			14	4.7	8	0					16	5.3
2014, 15, 16	Evan Wessel	8	6	160	20.0	6	16	.375	4	10	.400	0	2	.000	12	16	28	3.5	13	0	2	2	1	2	16	2.0
2006	Matt Braeuer	3	3	71	23.7	4	13	.308	1	6	.167	6	8	.750	0	8	8	2.7	10	1	11	3	0	2	15	5.0
1976	Calvin Bruton	1	1	35	35.0	6	13	.462				3	4	.750			3	3.0	2	0					15	15.0
2012	Joe Ragland	1	1	38	38.0	6	10	.600	2	3	.667	1	2	.500	2	3	5	5.0	1	0	1	3	1	1	15	15.0
1964, 65	Larry Nosich	4	0			5	10	.500				3	6	.500			4	1.0	3	0					14	3.5
1987, 88	Steve Grayer	2	1	50	25.0	5	9	.556	0	0	--	4	5	.800	5	9	14	7.0	4	0	2	4	0	0	14	7.0
2021	Dexter Dennis	1	1	34	34.0	5	11	.455	2	6	.333	1	2	.500	2	5	7	7.0	2	0	0	0	3	0	13	13.0
2016, 17, 18	Rauno Nurger	6	0	61	10.2	5	11	.455	0	3	.000	3	4	.750	5	11	16	2.7	8	0	1	7	2	0	13	2.2
1976	Cheese Johnson	1	1	37	37.0	5	9	.556				2	4	.500			7	7.0	3	0					12	12.0
1976	Robert Gray	1	1	35	35.0	5	13	.385				0	0	--			7	7.0	3	0					10	10.0
2012	Toure' Murry	1	1	36	36.0	3	10	.300	1	1	1.000	3	4	.750	1	3	4	4.0	2	0	5	2	1	4	10	10.0
2021	Alterique Gilbert	1	1	35	35.0	4	13	.308	0	5	.000	2	3	.667	1	2	3	3.0	2	0	4	2	0	3	10	10.0
1981	Mike Denny	4	0	19	4.8	5	12	.417				0	0	--			6	1.5	3	0	3	0	0	0	10	2.5
2013, 14	Nick Wiggins	5	0	42	8.4	5	10	.500	2	5	.400	2	4	.500	3	4	7	1.4	3	0	1	1	1	2	10	2.0
2012	David Kyles	1	0	24	24.0	4	9	.444	1	4	.250	0	0	--	0	2	2	2.0	0	0	3	0	0	3	9	9.0
1987, 88	Dwayne Praylow	2	1	47	23.5	4	9	.444	0	0	--	0	0	--	3	1	4	2.0	0	0	1	0	0	0	8	4.0
1988	Lew Hill	1	1	25	25.0	1	8	.125	0	3	.000	5	6	.833	0	2	2	2.0	3	0	4	2	0	2	7	7.0
2012	Ben Smith	1	1	25	25.0	3	9	.333	1	4	.250	0	0	--	0	0	0	0.0	2	0	0	1	0	0	7	7.0
2012, 13	Ehimen Orukpe	6	2	53	8.8	3	8	.375	0	0	--	1	5	.200	9	9	18	3.0	10	0	0	6	2	0	7	1.2
2012, 13	Jake White	6	0	27	4.5	2	5	.400	1	3	.333	2	2	1.000	1	3	4	0.7	7	0	0	5	0	0	7	1.2
1976	Charlie Brent	1	0	10	10.0	3	5	.600				0	0	--			3	3.0	1	0					6	6.0
1987	Gus Santos	1	0	27	27.0	3																				



POSTSEASON RECORDS

CAREER NCAA TOURNAMENT NUMBERS

Years	Player	GP	GS	Min	Avg	FG	FGA	%	3FG	FGA	%	FT	FTA	%	O	D	TR	Avg	PF	FO	A	TO	B	S	Pts	Avg
2017, 18	Austin Reaves	3	0	32	10.7	1	7	.143	1	5	.200	2	2	1.00	0	3	3	1.0	0	0	2	2	0	1	5	1.7
1981	James Gibbs	4	0	33	8.3	1	5	.200				3	5	.600			1	0.3	4	0	9	6	0	1	5	1.3
1988	Aaron Davis	1	0	2	2.0	2	3	.667	0	0	--	0	0	--	1	1	2	2.0	1	0	0	0	0	0	4	4.0
2012	Garrett Stutz	1	1	17	17.0	2	11	.182	0	2	.000	0	0	--	1	6	7	7.0	3	0	2	1	1	0	4	4.0
1985, 88	Cedric Coleman	2	1	43	21.5	2	4	.500	0	0	--	0	2	.000			10	5.0	1	0	5	0	1	3	4	2.0
1985	Mike Arline	1	1	31	31.0	1	7	.143				1	2	.500			0	0.0	1	0	3	2	0	2	3	3.0
1988	John Cooper	1	0	15	15.0	1	5	.200	1	4	.250	0	0	--	0	2	2	2.0	2	0	1	2	0	1	3	3.0
1988	Paul Guffrovich	1	0	18	18.0	1	5	.200	1	4	.250	0	0	--	0	0	0	0.0	1	0	1	1	0	0	3	3.0
2014	Derail Green	1	0	8	8.0	1	3	.333	1	3	.333	0	0	--	0	1	1	1.0	16	0	0	1	0	0	3	3.0
1976	Steve Kalocinski	1	0	9	9.0	1	3	.333				0	0	--			3	3.0	2	0					2	2.0
2006	Ryan Bradley	1	0	1	1.0	1	1	1.000	0	0	--	0	0	--	1	0	1	1.0	0	0	0	0	0	0	2	2.0
1985, 88	Tom Kosich	2	0	4	2.0	1	2	.500	0	0	--	0	0	--	1	3	4	4.0	0	0	0	1	0	0	2	1.0
2014, 16	John Robert Simon	2	0	5	2.5	0	1	.000	0	1	.000	2	2	1.00	0	0	0	0.0	1	0	0	0	0	0	2	1.0
2006	Wendell Preadom	3	0	15	5.0	1	2	.500	0	0	--	0	0	--	0	2	2	0.7	2	0	0	1	0	0	2	0.7
2021	Tyson Etienne	1	1	27	27.0	0	6	.000	0	3	.000	1	2	.500	1	0	1	1.0	4	0	0	2	1	0	1	1.0
2021	Craig Porter Jr.	1	0	15	15.0	0	2	.000	0	1	.000	1	2	.500	1	1	2	2.0	0	0	0	0	1	0	1	1.0
2015, 16	Bush Wamukota	5	0	26	5.2	0	1	.000	0	0	---	1	2	.500	1	4	5	1.0	6	0	0	2	0	0	1	0.3
2006	Nick Rogers	3	0	10	3.3	0	2	.000	0	1	.000	0	0	--	0	0	0	0.0	1	0	1	0	0	0	0	0.0
2006	Cameron Ledford	1	0	1	1.0	0	1	.000	0	0	--	0	0	--	0	0	0	0.0	0	0	0	0	0	0	0	0.0
1964	Gerard Reimond	1	0			0	0	--				0	1	.000			1	1.0	0	0					0	0.0
1965	Al Trope	1	0			0	1	.000				0	0	--			0	0.0	0	0					0	0.0
1976	Jim McCullough	1	0	2	2.0	0	0	--				0	0	--			0	0.0	0	0					0	0.0
1976	Sid Ford	1	0	1	1.0	0	0	--				0	0	--			0	0.0	0	0					0	0.0
1985	Clint Normore	1	0	9	9.0	0	1	.000				0	0	--			0	0.0	0	0	0	1	0	0	0	0.0
1985	Curtis Bailey	1	0	2	2.0	0	0	--				0	0	--			1	1.0	1	0	0	0	0	0	0	0.0
1987	Gary Cundiff	1	1	27	27.0	0	2	.000	0	1	.000	0	0	--	1	0	1	1.0	0	0	1	1	0	0	0	0.0
1988	Brent Bass	1	0	2	2.0	0	0	--	0	0	--	0	0	--	0	0	0	0.0	0	0	0	0	0	0	0	0.0
2014	Zach Bush	1	0	3	3.0	0	1	.000	0	0	---	0	0	--	0	1	1	1.0	0	0	1	1	0	0	0	0.0
1964	Donny Rowland	2	0			0	0	--				0	0	--			0	0.0	0	0					0	0.0
1981	Zarko Durisic	2	0	2	1.0	0	0	--				0	0	--			2	0.0	0	0	0	1	0	0	0	0.0
1981	Zoran Radovic	2	0	2	1.0	0	0	--				0	0	--			0	0.0	0	0	0	0	0	0	0	0.0
2017	Daishon Smith	2	0	17	8.5	0	3	.000	0	2	.000	0	0	--	0	1	1	0.5	2	0	1	3	0	0	0	0.0
2021	Clarence Jackson	1	0	14	14.0	0	3	.000	0	2	.000	0	2	.000	1	6	7	7.0	1	0	0	0	0	1	0	0.0
2021	Ricky Council IV	1	0	9	9.0	0	2	.000	0	0	---	0	0	---	0	2	2	2.0	0	0	1	2	0	0	0	0.0
2021	Isaiah Poor Bear-Chandler	1	0	4	4.0	0	2	.000	0	0	---	0	0	---	0	0	0	0.0	0	0	0	0	0	0	0	0.0





NCAA TOURNAMENT BOX SCORES

1964 | MIDWEST REGIONAL SEMIFINAL

Mar. 13, 1964 | Wichita, Kan. | WU Fieldhouse

Creighton	28	40	-	68
Wichita	38	46	-	84

A head-to-head battle between two All-Americans -- Wichita's **Dave Stallworth** (22 points, 23 rebounds) and Creighton's **Paul Silas** (22 points, 17 rebounds) -- lived up to its billing, but the Shockers were the better team overall, winning 84-68, in the Midwest Regional Semifinal at WU Fieldhouse... The Shockers' first NCAA Tournament appearance came in the school's final year as "the University of Wichita." WU (ranked fifth nationally) finished in a tie atop the Missouri Valley Conference standings with Drake (ranked 11th). With just one team allowed to represent each conference in NCAA Tournament play, the Shockers and Bulldogs staged a one-game playoff at the University of Kansas' Allen Fieldhouse. Behind Stallworth's 21 points, the Shockers won 58-50 to earn the MVC crown and its automatic bid.

CREIGHTON (17-6)

Player	fg	3pt	ft	tr	pf	tp	a	to	blk	s	min
SILAS, Paul	5-12	-	12-15	17	2	22					
POINTER, Fritz	3-10	-	1-1	5	5	7					
OFFICER, Chuck	10-25	-	1-3	3	4	21					
McGRUFF, Elton	1-7	-	4-9	6	5	6					
BROWN, Charlie	1-8	-	1-3	2	2	3					
FOREHAND, Harry	1-2	-	0-0	0	2	2					
APKE, Tom	0-1	-	0-1	3	4	0					
JAMES, Loren	0-0	-	0-2	0	1	0					
MILES, Bob	3-6	-	1-2	4	3	7					
TEAM				9							
Totals	24-71	-	20-36	49	28	68					

TOTAL FG% Game: 33.8%
F Throw % Game: 55.6%

WICHITA (23-5)

Player	fg	3pt	ft	tr	pf	tp	a	to	blk	s	min
STALLWORTH, Dave	7-17	-	8-9	23	3	22					
BOWMAN, Nate	5-10	-	6-9	8	4	16					
LEACH, Dave	3-5	-	8-10	3	3	14					
PETE, Kelly	4-7	-	3-4	7	5	11					
John Criss	1-6	-	0-0	1	5	2					
CRISS, John	1-5	-	7-7	5	3	9					
NOSICH, Larry	4-5	-	0-1	2	3	8					
DAVIS, Gerald	1-1	-	0-0	0	1	2					
ROWLAND, Danny	0-0	-	0-0	0	0	0					
REIMOND, Girard	0-0	-	0-1	1	0	0					
TEAM				2							
Totals	26-56	-	32-41	52	27	84					

TOTAL FG% Game: 46.4%
F Throw % Game: 78.0%

Officials: unavailable Disqualifications: Criss & Pete (WSU), McGriff & Silas (Creighton)
Attendance: unavailable Coaches: Red McManus (Creighton), Ralph Miller (WSU)

1964 | MIDWEST REGIONAL FINAL

Mar. 14, 1964 | Wichita, Kan. | WU Fieldhouse

Kansas State	46	48	-	94
Univ. of Wichita	33	53	-	86

Stallworth outperformed another All-American, this time **Willie Murrell** of Kansas State, but the Shockers fell 94-86 on their home floor in the Midwest Regional Final... Stallworth finished with 37 points -- still the highest scoring output by a Shocker in NCAA Tournament play -- and 16 rebounds... **Kelly Pete** chipped in 17 points, and **Nate Bowman** added 12... Murrell, a First Team All-American, put up 28 points and 10 boards to lead the Big 8 Champion Wildcats... It was **Ralph Miller's** final game as Shocker head coach. The future Naismith Hall of Famer accepted the head coaching job at Iowa during the off-season after a 13-year run in Wichita.

KANSAS STATE (21-5)

Player	fg	3pt	ft	tr	pf	tp	a	to	blk	s	min
MOSS, M.	* 4-8	-	3-5	2	1	11	2				
MURRELL, W.	* 11-24	-	6-10	10	1	28	2				
ROBINSON, S.	* 2-7	-	7-10	7	3	11	5				
SUTTNER, R.	* 7-11	-	2-4	6	5	16	1				
SIMONS, J.	* 6-14	-	2-3	6	5	14	3				

WILLIAMS, G.	3-3	-	2-2	6	4	8	1				
PARADIS, R.	2-2	-	2-3	1	1	6	0				
TEAM											
Totals	35-69	-	24-37	40	20	94	14				

TOTAL FG% Game: 50.7%
F Throw % Game: 64.9%

WICHITA (23-6)

Player	fg	3pt	ft	tr	pf	tp	a	to	blk	s	min
STALLWORTH, Dave	* 14-22	-	9-12	16	3	37					
BOWMAN, Nate	* 4-6	-	4-5	8	5	12					
LEACH, Dave	* 3-10	-	1-1	5	5	7					
CRISS, John	* 4-9	-	1-1	1	5	9					
SMITH, Vernon	* 2-3	-	0-0	3	4	4					
NOSICH, Larry	0-0	-	0-0	0	0	0					
DAVIS, Gerald	0-1	-	0-0	2	1	0					
ROWLAND, Donny	0-0	-	0-0	0	0	0					
PETE, Kelly	7-12	-	3-3	5	2	17					
TEAM											
Totals	34-63	-	18-22	40	25	86					

TOTAL FG% Game: 54.0%
F Throw % Game: 81.8%

Officials: Unavailable Disqualifications: Bowman, Leach & Criss (WSU); Suttner & Simmons (KSU) Attendance: Unavailable Coaches: Tex Winter (KSU), Ralph Miller (WSU)

1965 | MIDWEST REGIONAL SEMIFINAL

Mar. 12, 1965 | Manhattan, Kan. | Ahearn Field House

SMU	41	40	-	81
Wichita State	43	43	-	86

Kelly Pete scored 31 points and prevented several more on the defensive end to help Wichita State survive SMU in Midwest Regional Semifinal action... The Shockers led by seven points with 1:20 to go, but watched the Mustangs crawl to within a pair. A pro-Shocker crowd of 10,500 at K-State Ahearn Field House held its collective breath after **Dave Leach** missed a free throw with 14 seconds left, giving SMU a chance to tie. The Shocker pressured the ball in the back court, and Leach atoned for his earlier miss by deflecting a Mustang pass into the arms of a wide-open Pete for a game-clinching layup... Down 35-25 near the 5:30-mark of the first half, WSU outscored the Mustangs 18-6 the rest of the way to take a 43-41 lead into the locker room... Pete and the Shocker defense harassed SMU into 17 first-half turnovers, but the Shocker star was whistled for his fourth foul with 15:40 to play and WSU clinging to a 55-54 advantage. Leach joined him on the bench with four fouls at the 10:40-mark. Yet, with two of its top scorers sidelined, WSU actually gained ground. Behind the outside shooting of **Jamie Thompson** (18 points), WSU made 16-of-27 shots in the second half. By the time Pete and Leach had rejoined the lineup with 5:50 to play, the MVC champs had built a 73-64 cushion.

SMU (16-10)

Player	fg	3pt	ft	tr	pf	tp	a	to	blk	s	min
SMITH, Jim	* 3-6	-	0-0	3	0	6					
WARD, Bill	* 3-6	-	4-7	5	5	10					
HOOSER, Carroll	* 9-16	-	2-3	9	5	20					
HOLMAN, Denny	* 3-10	-	2-2	5	5	8					
BEASLEY, Charles	* 7-16	-	4-4	6	3	18					
BEGERT, Bob	5-8	-	6-10	9	4	16					
WENDORF, Hank	1-3	-	1-2	2	3	3					
CARPENTER, Bobby	0-0	-	0-0	1	0	0					
TEAM				6							
Totals	31-65	-	19-28	46	25	81					

TOTAL FG% Game: 47.7%
F Throw % Game: 67.9%

WICHITA STATE (18-7)

Player	fg	3pt	ft	tr	pf	tp	a	to	blk	s	min
SMITH, Vernon	* 3-9	-	3-3	4	4	9					
THOMPSON, Jamie	* 8-22	-	2-3	7	3	18					
LEACH, Dave	* 4-13	-	3-6	8	4	11					
PETE, Kelly	* 12-16	-	7-12	12	4	31					
CRISS, John	* 4-6	-	1-1	2	4	9					
REED, Melvin	2-4	-	3-5	7	3	7					
DAVIS, Gerald	0-0	-	1-1	0	0	1					
NOSICH, Larry	0-2	-		1	1	0					
TEAM				6							
Totals	33-72	-	20-31	47	23	86					

TOTAL FG% 1st Half: 17-45, (37.8%) 2nd Half: 16-27, (59.3%) Game: 45.8%
F Throw % Game: 64.5%

Attendance: Unavailable Officials: Unavailable Coaches: E.O. "Doc" Hayes (SMU) & Gary Thompson (WSU) Disqualified: Ward (SMU), Holman (SMU)

1965 | MIDWEST REGIONAL FINAL

Mar. 13, 1965 | Manhattan, Kan. | Ahearn Field House

Oklahoma State	22	24	-	46
Wichita State	31	23	-	54

Wichita State upset Oklahoma State, 54-46, and advanced to the Final Four... The Shockers grabbed the lead in the first five minutes and protected it with 35 more minutes of stall ball in front of a partisan crowd of more than 12,500 fans at Kansas State's Ahearn Field House... WSU's five starters played entire game... Inspired play from Kelly Pete (19 points, nine rebounds) helped the Shockers overcome a distinct size disadvantage... Vernon Smith finished with 12 points, and Dave Leach added 11... WSU scored on nine-straight possessions to open the game, going 7-of-7 from the field and 3-of-3 at the foul line, to take a commanding 17-7 lead... After shooting 76.5 percent in the first half (13-of-17) to stake a 31-22 halftime lead, the Shockers missed their first seven shots to begin the second period... Jamie Thompson scored WSU's first bucket, over eight minutes into the half... OSU twice crept to within four points, the last at 41-37 with 8:30 to go... Over the next 90 seconds, Smith turned back the Cowboy surge with a pair of free throws and a layup. WSU went 7-of-7 at the foul line over the final six minutes to close out the victory... First-year Shocker coach Gary Thompson essentially beat OSU coaching legend Henry Iba at his own game. The Shockers played smothering defense and bled the clock for long stretches with a slow, deliberate attack on the offensive end.

OKLAHOMA STATE (18-6)

Player	fg	3pt	ft	tr	pf	tp	a	to	blk	s	min
HASSMANN, Gary	* 4-9	-	1-1	1	5	9					
KING, James	* 2-3	-	2-2	5	2	6					
JOHNSON, Gene	* 3-8	-	3-3	3	3	9					
IBA, Skip	* 2-2	-	1-2	3	3	5					
KAWK, Larry	* 2-6	-	3-4	1	1	7					
MOULDER, Freddie	3-10	-	0-1	2	2	6					
LABRUE, Paul	2-4	-	0-0	1	1	4					
TEAM				2							
Totals	18-42	-	10-13	18	17	46					


TOTAL FG% Game: 42.9%
F Throw % Game: 76.9%

WICHITA STATE (19-7)

Player	fg	3pt	ft	tr	pf	tp	a	to	blk	s	min
SMITH, Vernon	* 2-2	-	8-9	4	4	12					40
THOMPSON, Jamie	* 2-4	-	3-3	2	2	7					40
LEACH, Dave	* 5-8	-	1-3	2	4	11					40
CRISS, John	* 2-6	-	1-1	3	3	5					40
PETE, Kelly	* 6-9	-	7-9	9	0	19					40
TEAM				2							
Totals	17-29	-	20-25	22	13	54					200

TOTAL FG% 1st Half: 13-17 (76.5%) 2nd Half: 4-12 (33.3%) Game: 58.6%
F Throw % Game: 80.0%

Officials: Unavailable Disqualified: Hausman (OSU) Attendance: Unavailable
Coaches: Henry Iba (OSU) & Gary Thompson (WSU)



27th Annual
NATIONAL COLLEGIATE BASKETBALL CHAMPIONSHIP
MEMORIAL COLISEUM, PORTLAND, OREGON MARCH 19-20, 1965



NCAA TOURNAMENT BOX SCORES

1965 | FINAL FOUR

Mar. 19, 1965 Portland, Ore. Memorial Coliseum
Wichita State.....38 51 - 89
UCLA65 43 - 108

In Wichita State's first-ever Final Four game, forward **Jaime Thompson** led WSU with 36 points - second only to Dave Stallworth (37 vs. Kansas State, 1964) on the school's NCAA Tournament single-game scoring list - but WSU fell to the eventual national champions. Though UCLA barely outshot the Shockers (49.4 to 48 percent), the Bruins used a massive 55-34 rebounding edge to pull away. Forward **Kelly Pete** added 17 points, and center **Dave Leach** chipped in a double-double with 12 points and 10 rebounds.

WICHITA STATE (19-8)

##	Player	fg	ft	tr	pf	tp	a	to	blk	s	min
SMITH, Vernon	f	4-11	0-1	2	3	8					
THOMPSON, Jamie	f	13-19	10-11	6	2	36					
LEACH, Dave	g	6-14	0-1	10	3	12					
PETE, Kelly	g	6-11	5-5	6	5	17					
CRISS, John	g	4-13	0-0	4	4	8					
REED, Melvin	g	2-3	1-1	4	4	5					
DAVIS, Gerald	g	1-2	0-0	1	0	2					
TROPE, Al	g	0-1	0-0	0	0	0					
NOSICH, Larry	g	0-0	1-3	0	0	1					
REIMOND, Gerald	g	0-1	0-0	1	0	0					
TEAM				4							
Totals.....		36-75	17-22	38	21	89					

TOTAL FG% Game: 48.0%
F Throw % Game: 77.3%

UCLA (26-2)

##	Player	fg	ft	tr	pf	tp	a	to	blk	s	min
LACEY, Edgar	f	9-13	6-10	13	2	24					
ERICKSON, Keith	f	1-6	0-0	5	2	2					
McINTOSH, Doug	c	4-5	3-4	4	2	11					
GOODRICH, Gale	g	11-21	6-8	5	2	28					
GOSS, Fred	g	8-13	3-3	9	2	19					
WASHINGTON, Kenny	g	4-13	2-4	7	1	10					
LYNN, Mike	g	5-9	0-0	8	2	10					
HOFFMAN, Vaughn	g	0-0	0-0	0	0	0					
CHAMBERS, Bruce	g	0-5	0-0	2	1	0					
LYONS, John	g	2-3	0-0	1	2	4					
LEVIN, Rich	g	0-1	0-0	1	1	0					
GALBRAITH, John	g	0-0	0-0	0	1	0					
TEAM				5							
Totals.....		44-89	20-29	60	18	108					

TOTAL FG% Game: 49.4%
F Throw % Game: 69.0%

Officials: Unavailable Disqualified: Pete (WSU) Attendance: Unavailable Coaches: Gary Thompson (WSU), John Wooden (UCLA)

1965 | FINAL FOUR CONSOLATION

Mar. 20, 1965 Portland, Ore. Memorial Coliseum
Princeton53 65 - 118
Wichita State.....39 43 - 82

Following a loss to UCLA, Wichita State concluded its run to the Final Four as a victim to Princeton forward **Bill Bradley's** NCAA-record 58 points, as the Shockers fell to the Tigers, 118-82, in the national third-place game. Guard **Kelly Pete** paced the Shockers with 21 points and eight rebounds, and forward **Jaime Thompson** added 18 points.

PRINCETON (23-6)

Player	fg	3pt	ft	tr	pf	tp	a	to	blk	s	min
BRADLEY, Bill	* 22-29		14-15	17	4	58	4				
HAARLOW, B.	* 4-7		2-3	0	3	10	1				
BROWN, R.	* 3-5		1-1	11	4	7	0				
RODENBACH, D.	* 7-14		2-2	1	2	16	0				
WALTERS, G.	* 3-5		0-0	3	1	6	2				
HUMMER, E.	* 3-4		3-3	4	3	9	2				
KINGSTON, W.	* 0-1		0-1	1	1	0	0				
SHANK, K.	* 1-2		0-0	2	0	2	0				
KOCH, W.	* 5-6		0-3	3	1	10	1				
NIEMANN, D.	* 0-1		0-0	1	2	0	0				
ROTH, D.	* 0-0		0-0	2	0	0	0				
ADLER, A.	* 0-1		0-0	0	0	0	0				
TEAM				4							
Totals.....		48-75	22-28	45	21	118	10				

TOTAL FG% Game: 64.0%
F Throw % Game: 78.6%

WICHITA STATE (19-9)

Player	fg	3pt	ft	tr	pf	tp	a	to	blk	s	min
SMITH, Vernon	* 3-6		7-9	5	4	13					
THOMPSON, Jamie	* 6-15		6-7	3	4	18					
LEACH, Dave	* 5-10		0-0	2	5	10					
PETE, Kelly	* 6-11		9-13	8	2	21					

Player	fg	3pt	ft	tr	pf	tp	a	to	blk	s	min
CRISS, John	* 5-9		0-0	1	5	10					
REED, Melvin	* 2-7		0-0	3	1	4					
NOSICH, Larry	* 1-3		2-2	1	0	4					
DAVIS, Gerald	* 1-4		0-1	0	0	2					
ZAFIROU, Manny	* 0-1		0-0	0	0	0					
TROPE, Al	* 0-0		0-0	0	0	0					
REIMOND, Gerard	* 0-0		0-0	0	0	0					
TEAM				8							
Totals.....				23	21	82					

TOTAL FG% Game: 43.9%
F Throw % Game: 75.0%

Officials: Unavailable Disqualified: Leach (WSU), Criss (WSU) Attendance: Unavailable Coaches: B. Van Breda Kolff (Princeton), Gary Thompson (WSU)

1976 | FIRST ROUND (32)

Mar. 13, 1976 Denton, Texas UNT Coliseum
Wichita State.....41 32 - 73
Michigan35 39 - 74

14th-ranked Michigan needed last-second heroics to escape a scrappy Wichita State team in the first round... **Rickey Green's** 20-foot jumper with six seconds to play gave the Wolverines a 74-73 victory... Michigan would go on to win three more times before falling to Indiana in the national title game... Up 73-72, WSU's **Robert Elmore** missed the front end of a one-and-one with 35 seconds left to play. The Shockers grabbed the rebound but subsequently turned it over, allowing Michigan to cash in... **Robert Gray's** 40-footer at the buzzer banked harmlessly off the glass... WSU jumped to a quick 11-point lead behind the sharp shooting of **Cal Bruton** (15 points) and enjoyed a 41-35 cushion at halftime... Michigan center **Phil Hubbard** (15 points) fouled out with 7:50 to play in the game, but the Wolverines rallied behind reserves **Tom Bergen** and **Tom Staton**.

WICHITA STATE (18-10, 10-2, MVC Champions)

Player	fg	3pt	ft	tr	pf	tp	a	to	blk	s	min
JOHNSON, Lynbert	* 5-9		2-4	7	3	12	2	2	1	0	37
GRAY, Robert	* 5-13		0-0	7	3	10	2	0	0	0	35
ELMORE, Robert	* 5-10		8-10	7	4	18	0	2	2	1	27
BRUTON, Calvin	* 6-13		3-4	3	2	15	4	2	0	2	35
TORGELE, Bob	* 1-4		3-4	4	2	5	2	2	0	0	30
BRENT, Charlie	* 3-5		0-0	3	1	6	0	1	0	0	10
KOLOCINSKI, Steve	* 1-3		0-0	3	2	2	1	0	0	0	9
YODER, Doug	* 2-2		1-2	3	0	5	0	0	0	0	14
MCCULLOUGH, Jim	* 0-0		0-0	0	0	0	0	0	0	0	2
FORD, Sid	* 0-0		0-0	0	0	0	0	0	0	0	1
TEAM				4							
Totals.....		28-59	17-24	37	17	73	9	11	3	3	200

TOTAL FG% Game: 47.5%
F Throw % Game: 70.6%

MICHIGAN (22-6, 14-4 Big Ten, 2nd Place)

Player	fg	3pt	ft	tr	pf	tp	a	to	blk	s	min
BRITT, Wayman	* 2-8		0-0	5	2	4	3	0	0	0	30
ROBINSON, John	* 4-7		2-2	4	3	10	1	0	0	1	26
HUBBARD, Phil	* 6-12		3-5	9	5	15	0	2	0	1	32
GREEN, Rickey	* 4-17		2-3	7	3	10	1	2	0	2	31
GROTE, Steve	* 7-10		3-4	4	3	17	0	1	0	1	36
BAXTER, Dave	* 3-6		0-0	0	4	6	0	0	0	0	13
HARDY, Alan	* 0-3		0-0	3	0	0	1	1	0	0	10
THOMPSON, Joel	* 1-1		0-0	1	0	2	0	0	0	0	3
STATON, Tom	* 3-5		0-0	0	2	6	0	1	0	1	11
BERGEN, Tom	* 2-5		0-0	1	4	4	0	0	0	0	8
TEAM				7							
Totals.....		32-74	10-14	34	26	74	6	7	0	6	200

TOTAL FG% Game: 43.2%
F Throw % Game: 71.4%

1981 | FIRST ROUND (48)

Mar. 13, 1981 Wichita, Kan. Henry Levitt Arena
[11] Southern.....45 50 - 95
[6] Wichita State37 33 - 70

Cliff Levingston and **Antoine Carr** combined for 42 points and helped Wichita State dominate the backboards in a 95-70 rout of Southern University... In its first-ever NCAA tournament appearance, Southern, from Baton Rouge, La., opened a 20-14 lead behind the hot shooting of **Anthony Bryant**... But a basket by Carr with 8:48 left in the first half tied it at 26-all. Wichita State took the lead for good 30 seconds later on a bucket by **Mike Jones**... The Shockers opened a 45-37 halftime lead, then outscored Southern 20-6 in the opening minutes of the second half to go up 65-43... Levingston led the Shockers with 24 points while Carr, the other half of the talented sophomore duo, had 18. **Alvin Jackson** led the Jaguars with 20 points, and Bryant had 16.

SOUTHERN (17-11)

##	Player	fg	3pt	ft	tr	pf	tp	a	to	blk	s	min
WILKINS, Melvin	* 6-9		0-0	4	0	12	1	4	0	1	29	
WILLIAMS, David	* 5-13		5-6	7	4	15	1	3	0	1	40	
BRYANT, Anthony	* 6-13		4-5	11	3	16	1	4	0	0	40	
JACKSON, Alvin	* 10-25		1-2	3	4	21	4	8	1	2	32	
DAVIS, Ernest	* 2-7		0-0	2	4	4	0	0	0	0	30	
JACKSON, Jeff	* 0-3		0-1	0	1	0	2	1	0	1	18	
JOHNELL, Haley	* 1-2		0-0	2	0	2	0	0	0	0	4	
SCOTT, Arnold	* 0-1		0-0	1	3	3	0	0	0	0	7	
TEAM				6								
Totals.....		30-73		10-14	30	19	70	13	20	1	5	200

TOTAL FG% 1st Half: 51.6% 2nd Half: 33.3% Game: 41.1%
F Throw % 1st Half: 83.3% 2nd Half: 62.5% Game: 71.4%

WICHITA STATE (22-6)

##	Player	fg	3pt	ft	tr	pf	tp	a	to	blk	s	min
CARR, Antoine	* 8-11		2-2	10	4	18	2	2	3	2	38	
JACKSON, Jay	* 6-6		0-0	1	0	12	1	3	1	1	26	
LEVINGSTON, Cliff	* 9-15		6-9	13	4	24	1	6	0	1	28	
MARTIN, Tony	* 5-11		1-2	2	1	11	11	2	0	2	31	
SMITHSON, Randy	* 6-13		1-2	4	2	13	5	2	0	1	37	
GIBBS, James	* 0-1		3-5	0	1	3	5	1	0	1	11	
RADOVIC, Zoran	* 0-0		0-0	0	0	0	0	0	0	0	1	
JONES, Mike	* 5-8		0-0	6	4	10	1	1	0	1	19	
PAPKE, Karl	* 1-1		2-3	1	0	4	1	0	0	0	2	
DENNY, Mike	* 0-2		0-0	2	1	0	0	0	0	0	6	
DURISIC, Zarko	* 0-0		0-0	2	0	0	0	1	0	0	1	
TEAM				3								
Totals.....		40-68		15-23	41	27	95	27	9	4	95	200

TOTAL FG% 1st Half: 63.8% 2nd Half: 65.5% Game: 58.8%
F Throw % 1st Half: 75.0% 2nd Half: 63.1% Game: 65.2%

Officials: Unavailable Technical fouls: None Attendance: 10,666

1981 | SECOND ROUND (32)

Mar. 15, 1981 Wichita, Kan. Henry Levitt Arena
[6] Wichita State25 35 - 60
[3] Iowa36 20 - 56

Knotted at 56, 13th-ranked Iowa called a timeout with 17 seconds left in overtime to set up a play for forward **Kevin Boyle**. He missed, and WSU's **Antoine Carr** was fouled as he grabbed the rebound with less than five seconds to go. Iowa coach **Lute Olson** asked for a timeout (with none left) drawing a technical foul. Carr missed the front end of a one-and-one, but WSU's **Randy Smithson** hit both technical shots to put the Shockers up 58-56. WSU received the ball out of bounds, drew a foul and hit two more free throws to pad the margin... Wichita State had trailed by 15 points early in the second half but drew energy from a vocal Levitt Arena crowd. The Shockers held the Hawkeyes scoreless for nearly nine minutes and tied the game with a 15-0 run.

WICHITA STATE (23-6)

##	Player	fg	3pt	ft	tr	pf	tp	a	to	blk	s	min
----	--------	----	-----	----	----	----	----	---	----	-----	---	-----



NCAA TOURNAMENT BOX SCORES

1981 | MIDWEST REGIONAL SEMIFINAL

Mar. 20, 1981 | New Orleans, La. | Louisiana Superdome

[7] Kansas	32	33	-	65
[6] Wichita State	33	33	-	66

In the first meeting between WSU and Kansas in a quarter-century, reserve guard **Mike Jones** became a legend. Jones' 24-footer with 46 seconds left trimmed the Jayhawk lead to 65-64. After KU's **Darnell Valentine** missed on the opposite end, Jones -- who averaged all of 4.5 points -- again had the ball in his hands. With bookend forwards **Antoine Carr** and **Cliff Levingston** heavily guarded and point guard **Randy Smithson** similarly shadowed, Jones cut loose a 25-footer that swished the net with two seconds showing.

KANSAS (24-8)

##	Player	fg	3pt	ft	tr	pf	tp	a	to	blk	s	min
35	MAGLEY, David *	4-10	-	2-2	7	1	10	4	0	1	1	35
40	CRAWFORD, John *	5-9	-	1-3	5	4	11	1	0	1	0	34
54	HOUSEY, Art *	3-7	-	0-0	6	4	6	2	2	1	1	35
34	GUY, Tony *	4-12	-	1-2	2	1	9	0	0	2	36	
44	VALENTINE, Darnell *	8-13	-	5-9	2	2	21	6	5	0	4	36
31	NEAL, Booty	2-5	-	0-0	1	1	4	1	1	0	1	12
55	MITCHELL, Victor	2-5	-	0-0	1	2	4	1	1	0	0	12

TEAM	Totals.....	28-61	-	9-16	32	15	65	15	9	3	9	200
TOTAL FG%	1st Half: 40.6%	2nd Half: 15-29 (51.7%)	Game: 45.9%									
FThrow %	1st Half: 66.7%	2nd Half: 3-7 (42.9%)	Game: 56.3%									

WICHITA STATE (24-6)

##	Player	fg	3pt	ft	tr	pf	tp	a	to	blk	s	min
35	CARR, Antoine *	6-10	-	4-6	9	4	16	0	2	2	1	37
32	JACKSON, Jay *	1-7	-	0-0	6	3	2	1	2	0	0	23
54	LEVINGSTON, Cliff *	6-16	-	6-8	14	2	18	1	4	1	0	38
40	PAPKE, Karl *	1-2	-	0-0	1	3	2	4	0	0	0	13
44	SMITHSON, Randy *	7-14	-	2-3	4	3	16	7	1	0	0	40
3	GIBBS, James	1-1	-	0-0	0	0	2	0	1	0	0	2
21	MARTIN, Tony	1-5	-	0-0	2	1	2	0	4	0	0	25
33	JONES, Mike	4-7	-	0-0	1	1	8	3	1	0	1	21
41	DENNY, Mike	0-0	-	0-0	0	0	0	0	1	0	0	1

TEAM	Totals.....	27-62	-	12-17	45	17	66	17	15	4	2	200
TOTAL FG%	1st Half: 46.7%	2nd Half: 13-32, 40.6%	Game: 43.5%									
FThrow %	1st Half: 71.4%	2nd Half: 7-10, 70%	Game: 70.6%									

Officials: Bob Herold, Burrell Crowell, Tom Fraim Technical fouls: Mitchell (KU), Crawford (KU) Attendance: 21,192

1981 | MIDWEST REGIONAL FINAL

Mar. 22, 1981 | New Orleans, La. | Louisiana Superdome

[6] Wichita State	33	52	-	85
[1] LSU	48	48	-	96

SEC Champion, LSU jumped all over WSU early and claimed a spot in the Final Four... The Tigers took control of the game midway through the first half when they reeled off 14 straight points, going from a 12-11 deficit to a 25-12 lead... WSU outrebounded LSU 36-32, but time-and-again, the Tigers turned offensive rebounds into easy putbacks... LSU led 48-33 at the half and by 22 points early in the second half... LSU captain **Durand Macklin** scored 17 of his 21 points in the first half but left the game after suffering a dislocated finger... With Macklin sidelined, the Shockers narrowed the gap to eight but could get no closer... Tiger fans traveled from nearby Baton Rouge and turned the Superdome into a pseudo home game. The crowd of 32,747 was mostly clad in purple and gold... **Antoine Carr** (game-high 22 points) picked up his third foul late in the first half on a charging call and later fouled out. **Cliff Levingston** paired 19 points with 10 rebounds, and **Randy Smithson** added 18 points of his own for the Shockers.

WICHITA STATE (24-7)

##	Player	fg	3pt	ft	tr	pf	tp	a	to	blk	s	min
35	CARR, Antoine *	9-13	-	4-5	5	5	22	1	4	2	0	30
32	JACKSON, Jay *	2-6	-	0-1	6	2	4	4	2	0	0	21
54	LEVINGSTON, Cliff *	8-12	-	3-4	10	4	19	3	3	0	3	40
21	MARTIN, Tony	5-14	-	0-0	3	4	10	10	2	0	1	35
44	SMITHSON, Randy *	8-11	-	2-3	1	3	18	5	6	0	0	32
40	PAPKE, Karl	1-3	-	0-1	1	2	2	0	0	0	1	6
3	GIBBS, James	0-1	-	0-0	0	1	0	0	0	0	0	8
33	JONES, Mike	0-5	-	0-1	0	0	0	0	0	0	0	15
41	DENNY, Mike	5-10	-	0-0	4	2	10	1	0	0	0	11
10	RADOVIC, Zoran	0-0	-	0-0	0	0	0	0	0	0	0	1
50	DJURICIC, Zarko	0-0	-	0-0	0	0	0	0	0	0	0	1

TEAM	Totals.....	38-75	-	9-15	36	23	85	24	17	2	5	200
TOTAL FG%	1st Half: 13-33 (39.4%)	2nd Half: 25-42 (59.5%)	Game: 50.7%									
FThrow %	1st Half: 7-12 (58.3%)	2nd Half: 2-3 (67.7%)	Game: 60.0%									

LSU (31-3)

##	Player	fg	3pt	ft	tr	pf	tp	a	to	blk	s	min
24	MITCHELL, Leonard *	7-12	-	3-5	6	4	17	0	3	0	2	33
40	MACKLIN, Durand *	9-11	-	3-3	10	2	21	1	2	1	0	28
43	COOK, Greg *	9-10	-	1-3	7	3	19	1	5	0	0	32
21	MARTIN, Ethan *	5-8	-	3-3	0	3	13	10	3	0	4	25
32	CARTER, Howard *	5-10	-	1-2	0	3	11	5	0	0	2	26
10	SIMS, Willie	2-5	-	3-4	1	2	7	2	3	0	0	18
12	JONES, Johnny	0-1	-	0-0	0	0	0	0	1	0	0	8
14	ENGLAND, Matt	1-1	-	0-0	0	0	2	0	0	0	0	1
20	TUDOR, John	0-0	-	0-0	1	0	0	0	0	0	0	4
34	BLACK, Tyrone	1-3	-	0-0	1	0	2	0	0	0	0	4
22	BERGERON, J. Brian	0-0	-	4-4	0	0	4	1	1	0	0	8
25	COTELLO, Joe	0-0	-	0-0	1	0	0	0	0	0	0	1
30	KISTLER, Brian	0-0	-	0-0	0	0	0	0	0	0	0	1
44	CAMPBELL, Andy	0-0	-	0-0	0	0	0	0	0	0	0	1

TEAM	Totals.....	39-61	-	18-24	32	17	96	20	18	1	8	200
TOTAL FG%	1st Half: 21-36 (58.3%)	2nd Half: 18-25 (72.0%)	Game: 63.9%									
FThrow %	1st Half: 6-8 (75.0%)	2nd Half: 12-16 (75.0%)	Game: 75.0%									

Officials: Hank Nichols, George Solomon, Willis McClunk Technical Fouls: Mitchell (LSU) Attendance: 32,747

1985 | FIRST ROUND (64)

Mar. 15, 1985 | Atlanta Ga. | The Omni

[11] Wichita State	27	32	-	59
[6] Georgia	27	40	-	67

Xavier McDaniel (22 points) accounted for 18 of the Shockers' 27 first-half points but managed just four more after the intermission... Tied at halftime, Georgia used its full-court press to take control, forcing seven WSU turnovers during a 12-0 run... **Joe Ward** turned two steals into breakaway dunks, giving Georgia a 47-33 lead with 10:00 to go. The Shockers would get no closer than eight points the rest of the way... McDaniel, who had been so marvelous in the first half (he scored all 16 of his team's points during one stretch), had suddenly become invisible. When his teammates did cross the midcourt line, McDaniel -- the nation's leading scorer and rebounder -- couldn't get his hands on the ball. In his final game as a Shocker, the All-American tallied 22 points and 11 rebounds before fouling out two minutes left... Georgia's leading scorer, **Cedric Peterson**, also fought foul trouble but managed 20 points in 24 minutes of action.

WICHITA STATE (17-13)

##	Player	fg	3pt	ft	tr	pf	tp	a	to	blk	s	min
11	COLEMAN, Cedric *	2-3	-	0-2	8	1	4	2	0	0	2	32
34	McDANIEL, Xavier *	11-18	-	0-0	11	5	22	0	3	0	1	37
53	CARR, Henry *	1-3	-	0-0	4	3	2	0	3	1	0	26
4	ARLINE, Mike *	1-7	-	1-2	0	1	3	2	0	2	31	
22	SHERROD, Aubrey *	8-15	-	1-1	3	4	17	1	3	0	0	40
40	PAPKE, Karl	5-10	-	1-1	5	4	11	2	3	0	0	22
14	NORMOORE, Clint	0-1	-	0-0	0	0	0	0	1	0	0	9
00	KOSICH, Tom	0-0	-	0-0	0	0	0	0	0	0	0	1
12	BAILEY, Curtis	0-0	-	0-0	1	1	0	0	0	0	0	2

TEAM	Totals.....	28-58	-	3-6	32	19	59	8	15	1	5	200
TOTAL FG%	1st Half: 13-26, 50.0%	2nd Half: 15-32, 46.9%	Game: 48.3%									
FThrow %	1st Half: 1-4, 25.0%	2nd Half: 2-2, 50.0%	Game: 50.0%									

GEORGIA (20-8)

##	Player	fg	3pt	ft	tr	pf	tp	a	to	blk	s	min
31	CORHEN, Richard *	2-5	-	3-4	6	1	7	1	2	0	0	24
32	WARD, Joe *	5-10	-	0-0	5	2	10	1	1	0	1	23
52	HENDERSON, Cedric *	10-18	-	0-2	6	4	20	2	0	1	2	24
4	CROSBY, Gerald *	5-8	-	3-4	2	1	13	5	1	0	2	31
30	HARTY, Donald *	2-7	-	0-0	4	0	4	3	0	0	1	34
22	McMILLAN, Horace	3-3	-	0-0	2	2	6	3	3	0	0	24
44	DUNN, David	0-3	-	0-0	6	0	0	2	1	1	1	16
20	HOWARD, Melvin	2-3	-	2-4	1	0	6	1	1	0	0	15
24	KESSLER, Chad	0-0	-	1-3	1	0	1	0	0	0	0	9

TEAM	Totals.....	29-57	-	9-17	34	10	67	16	10	2	7	200
TOTAL FG%	1st Half: 13-29 (44.8%)	2nd Half: 16-28 (57.1%)	Game: 50.9%									
FThrow %	1st Half: 1-4 (25.0%)	2nd Half: 8-13 (61.5%)	Game: 52.9%									

Officials: Richard Weiler, Ed Maracich, Hank Armstrong Technical fouls: Georgia -- Dunn (hanging on rim) Attendance: 14,311

1987 | FIRST ROUND (64)

Mar. 13, 1987 | Rosemont, Illinois | Rosemont Horizon

[11] Wichita State	25	30	-	55
[6] St. John's	28	29	-	57

WSU took St. John's to the wire by focusing its defensive energy on All-American **Mark Jackson**, but the strategy backfired in the final seconds. Jackson -- who would go on to play 17 seasons in the NBA -- found 6-11 **Marco Baldi** at the top of the key. The big man rove to the basket, pulled up and drained an 8-footer with one second remaining.

WICHITA STATE (21-11)

##	Player	fg	3pt	ft	tr	pf	tp	a	to	blk	s	min
20	GRAYER, Steve f	3-5	-	0-0	9	1	6	1	2	0	0	30
45	RADUNOVICH, Sasha f	6-12	-	0-1	6	4	1	18	1	0	0	31
53	CARR, HENRY c	1-3	-	0-0	1-4	4	3	3	1	2	0	22
21	CUNDIFF, Gary g	0-2	-	0-1	0	1	0	1	0	1	0	27
10	GRIFFIN, Joe g	2-4	-	2-4	0	2	1	6	3	3	0	24
44	SANTOS, Gus	3-11	-	0-1	6	1	6	2	1	0	0	27
22	PRAYLOW, Dwight	6-12	-	2-3	2	2	4	2	1	0	0	22
25	PRAYLOW, Dwayne	0-1	-	0-0	2	0	0	1	0	0	0	17

TEAM	Totals.....	21-50	-	4-10	9-14	35	9	55	11	9	0	200
TOTAL FG%	1st Half: 11-25, 44.0%	2nd Half: 10-25, 40.0%	Game: 42.0%									
3-Pt. FG%	1st Half: 1-4, 25.0%	2nd Half: 3-6, 50.0%	Game: 40.0%									
FThrow %	1st Half: 2-4, 50.0%	2nd Half: 7-10, 70.0%	Game: 64.3%									

ST. JOHN'S (21-8)

##	Player	fg	3pt	ft	tr	pf	tp	a	to	blk	s	min
30	GLASS, Willie f	9-15	-	0-0	4	1	18	1	1	1	1	40
31	JONES, Shelton f	1-7	-	0-0	1-2	5	4	3	2	0	0	30
10	BROSS, Terry c	1-2	-	0-0	0	3	2	1	0	1	0	11
23	BRUST, Matt g	3-3	-	0-0	5	3	6	3	0	0	1	36
13	JACKSON, Mark g	6-18	-	0-4	3-3	2	15	3	1	0	1	40
14	BALDI, Marco	5-5	-	0-0	1	3	2	11	1	0	0	29
4	HEMPEL, John	1-2	-	0-0	0	1	2	0	0	0	0	10
22	LEWIS, Elander	0-0	-	0-0	0	1	0	0	0	0	0	4



NCAA TOURNAMENT BOX SCORES

2006 | FIRST ROUND (64)

Mar. 16, 2006 Greensboro, N.C. Greensboro Coliseum
[10] Seton Hall.....24 42 - 66
[7] Wichita State.....40 46 - 86

Sean Ogirri had 23 points and hit six 3-pointers to lead Wichita State past Seton Hall from the vaunted Big East, 86-66... The win also provided the Missouri Valley Conference a quick bit of vindication after the league raised eyebrows with four bids, the same as the Atlantic Coast, Big 12 and Pac-10 conferences... MVC Player of the Year, **Paul Miller** scored 11 of his 15 points in the first half, opening the game with back-to-back field goals... Ogirri hit four treys in the first 16 minutes, and the Shockers led 40-20 at the 2:19 mark... It was Wichita State's first NCAA win since reaching a regional final in 1981, and its first tournament game in 18 years... The Pirates were the lowest-seeded team among a record eight NCAA bids for the Big East... Seton Hall tried to rally, pulling to 55-44 with about 12 minutes left. Ogirri's fifth 3 and a goaltended layup by **Matt Braeuer** pushed it back to 63-46 with 9:13 left... Ogirri's sixth-and-final triple turned into a four-point play after he was fouled on the release. He finished 6-of-10 from deep.

SETON HALL (18-12, 9-7 Big East, 7th Place)

##	Player	fg	3pt	ft	tr	pf	tp	a	to	blk	s	min	
01	WHITNEY, Kelly	f	6-17	0-0	6-6	7	2	18	0	3	0	1	36
14	LAING, Brian	f	2-6	0-0	2-2	7	0	6	1	1	3	2	28
33	BILLMEIER, Grant	c	1-2	0-0	0-0	2	3	2	1	0	0	0	12
02	NUTTER, Jamar	g	6-13	2-6	1-2	3	5	15	1	4	0	2	28
10	COPELAND, Donald	g	4-12	3-8	6-6	2	3	17	5	3	0	1	39
20	MARSHALL, Carl	0-1	0-1	0-0	0	0	0	0	0	0	0	0	1
22	GAUSE, Paul	1-7	1-4	1-1	8	4	4	1	1	0	2	23	
23	GAINES, Stan	1-2	0-1	0-0	1	3	2	1	0	0	2	14	
32	COTTEN, Tyrell	0-0	0-0	0-0	0	0	0	0	0	0	0	1	
25	PALMER, David	0-1	0-0	0-0	1	1	0	0	0	1	0	8	
50	COUSIN, Marcus	0-0	0-0	2-2	2	3	2	0	0	2	0	10	
TEAM	Totals.....	21-61	6-20	18-19	36	24	66	10	13	6	10	200	
TOTAL FG%	1st Half: 10-29 (34.5%)	2nd Half: 11-32 (34.4%)	Game: 34.4%										
3-Pt. FG%	1st Half: 2-6 (33.3%)	2nd Half: 4-14 (28.6%)	Game: 30.0%										
FThrow %	1st Half: 2-2 (100%)	2nd Half: 16-17 (94.1%)	Game: 94.7%										

WICHITA STATE (25-8, 14-4, MVC Champion)

##	Player	fg	3pt	ft	tr	pf	tp	a	to	blk	s	min	
02	COUSINARD, P.J.	f	3-5	1-2	1-2	3	5	8	3	3	1	0	21
32	WILSON, Kyle	f	1-4	1-4	6-8	8	2	9	0	2	0	1	26
45	MILLER, Paul	c	6-10	0-0	3-4	7	3	15	2	0	2	0	30
22	BRAEUER, Matt	g	2-5	1-3	4-4	6	3	9	6	1	0	2	32
33	OGIRRI, Sean	g	7-11	6-10	3-3	2	2	23	5	3	0	3	33
00	ROGERS, Nick	0-2	0-1	0-0	0	1	0	1	0	0	0	0	6
03	LEDFORD, Cameron	0-1	0-0	0-0	0	0	0	0	0	0	0	0	1
04	MARTIN, Ryan	3-7	0-0	4-8	6	3	10	0	1	0	0	2	22
05	PREADOM, Wendell	1-2	0-0	0-0	2	0	2	0	1	0	0	6	
10	BRADLEY, Karon	3-9	1-2	1-3	1	1	8	2	3	0	0	22	
21	BRADLEY, Karon	1-1	0-0	1-0	1	0	2	0	0	0	0	1	
TEAM	Totals.....	27-57	10-22	22-32	44	20	86	19	15	3	6	200	
TOTAL FG%	1st Half: 15-32 (46.9%)	2nd Half: 12-25 (48.0%)	Game: 47.4%										
3-Pt. FG%	1st Half: 6-11 (54.5%)	2nd Half: 4-11 (36.4%)	Game: 45.5%										
FThrow %	1st Half: 4-7 (57.1%)	2nd Half: 18-25 (72.0%)	Game: 68.8%										

Officials: Ed Hightower, Eric Curry, Lamar Simpson Technical fouls: Seton Hall-None. Wichita St.-None. Attendance: 22,073 Points in the paint-SHU 24,WSU 28. Points off turnovers-SHU 13,WSU 12. 2nd chance points-SHU 15,WSU 13. Fast break points-SHU 10,WSU 10. Bench points-SHU 8,WSU 22. Score tied 5 times. Lead changed 0 times. Last FG-SHU 2nd-00:56,WSU 2nd-00:21. Largest lead-SHU None,WSU by 20 1st-02:19. SHU led for 00:00,WSU led for 38:13. Game was tied for 01:47

2006 | SECOND ROUND (32)

Mar. 18, 2006 Greensboro, N.C. Greensboro Coliseum
[7] Wichita State.....30 50 - 80
[2] Tennessee.....25 48 - 73

WSU punched its first Sweet 16 ticket in a quarter-century with an upset of No. 2 seed and SEC East champion, Tennessee... Sweet 16 trips by WSU and Bradley helped further silence those who wondered why the mid-major MVC had gotten four tournament bids... P.J. Cousinard finished with 20 points on 6-of-7 shooting, including 4-of-4 from deep... First round heroes **Paul Miller** and **Sean Ogirri** struggled, but **Kyle Wilson** helped pick up some of the slack with 17 points on three triples... **Ryan Martin** scored 10 points on 5-of-6 shooting and provided the final exclamation point on the victory with a steal and slam in the closing seconds... **Chris Lofton** -- who hit a last-second shot to beat Winthrop 63-61 in the first round -- and **C.J. Watson** each scored 20 points to lead the Volunteers... Tennessee led 63-58 on a pair of free throws from Watson with 5:42 left, but the Shockers rallied to tie it at 63 on a 3-pointer from Ogirri... After the teams traded baskets, **Karon Bradley** drained a jumper from just

outside the lane for a 67-65 lead with 2:12 left. Cousinard followed with the stepback three for a 70-65 lead with 1:05 left... Tennessee twice cut the deficit to three points in the final seconds, but got no closer as WSU went 8-for-10 at the foul line in the final minute.

WICHITA STATE (26-8, 14-4, MVC Champion)

##	Player	fg	3pt	ft	tr	pf	tp	a	to	blk	s	min	
02	COUSINARD, P.J.	f	6-7	4-4	4-6	9	2	20	5	4	0	1	36
32	WILSON, Kyle	f	5-10	3-5	4-6	6	1	17	1	2	1	0	30
45	MILLER, Paul	c	1-9	0-0	8-10	8	2	10	1	1	0	0	26
22	BRAEUER, Matt	g	2-4	0-0	1-2	1	2	5	4	1	0	0	22
33	OGIRRI, Sean	g	3-7	2-5	4-5	2	2	12	2	2	0	0	33
00	ROGERS, Nick	0-0	0-0	0-0	0	0	0	0	0	0	0	0	2
04	MARTIN, Ryan	5-6	0-0	0-0	4	1	10	0	1	1	1	1	24
05	PREADOM, Wendell	0-0	0-0	0-0	0	1	0	0	0	0	0	0	2
10	BRADLEY, Karon	2-5	0-1	2-2	2	1	6	3	1	0	1	5	
TEAM	Totals.....	24-48	9-15	23-29	34	12	80	16	13	2	3	200	

TOTAL FG%	1st Half: 10-27 (37.0%)	2nd Half: 14-21 (66.7%)	Game: 50.0%
3-Pt. FG%	1st Half: 4-8 (50.0%)	2nd Half: 5-7 (71.4%)	Game: 60.0%
FThrow %	1st Half: 6-8 75.0%	2nd Half: 17-21 81.0%	Game: 79.3%

TENNESSEE (22-8, 12-4, SEC East Champion)

##	Player	fg	3pt	ft	tr	pf	tp	a	to	blk	s	min	
22	PATTERSON, Andre	f	1-4	0-0	0-0	6	5	2	4	0	1	0	24
23	BRADSHAW, Dane	f	1-7	0-3	0-1	4	4	2	3	1	0	3	29
01	WINGATE, Major	c	6-11	0-0	3-4	7	0	15	0	4	5	1	34
05	LOFTON, Chris	g	7-21	6-18	0-0	3	2	20	2	2	0	2	34
32	WATSON, C.J.	g	1-2	0-3	4-4	0	4	20	1	1	1	1	33
02	SMITH, JaJuan	2-6	2-5	2-4	10	3	8	3	1	0	1	21	
03	ASUMU, Stanley	3-8	0-0	0-0	6	1	6	0	1	0	1	18	
15	HOWELL, Jordan	0-0	0-0	0-0	0	1	0	2	0	0	0	7	
TEAM	Totals.....	27-67	10-29	9-13	38	20	73	15	10	7	9	200	

TOTAL FG%	1st Half: 10-36 (27.8%)	2nd Half: 17-31 (54.8%)	Game: 40.3%
3-Pt. FG%	1st Half: 3-12 (25.0%)	2nd Half: 7-17 (41.2%)	Game: 34.5%
FThrow %	1st Half: 2-2 (100%)	2nd Half: 7-11 (63.6%)	Game: 69.2%

Officials: John Higgins, Mike Kitts, Bert Smith Technical fouls: Wichita St.-None. Tennessee-None. Attendance: 22,809 Points in the paint-WSU 24,UT 26. Points off turnovers-WSU 17,UT 7. 2nd chance points-WSU 11,UT 19. Fast break points-WSU 10,UT 13. Bench points-WSU 16,UT 14. Score tied 11 times. Lead changed 8 times. Last FG-WSU 2nd-00:05, UT 2nd-00:14. Largest lead-WSU by 7 2nd-00:51, UT by 5 2nd-05:42. WSU led for 27:22. UT led for 05:33. Game was tied for 07:05

2006 | WASHINGTON D.C. REGIONAL SEMIFINAL

Mar. 24, 2006 Washington, D.C. Verizon Center
[11] George Mason.....35 28 - 63
[7] Wichita State.....19 36 - 55

Playing just 20 miles from its campus, George Mason drew energy from the home crowd and used a shutdown defense to end Wichita State's season, 63-55 in the Washington D.C. Regional Semifinal... The Patriots had already beaten No. 6 seed Michigan State and No. 3 seed North Carolina to advance the Sweet 16. Two nights later, they would stun No. 1 UConn to reach the Final Four... **Paul Miller** led the Shockers with 16 points and nine rebounds, but GMU limited **Sean Ogirri** to just four points on 1-of-8 shooting... WSU was just 3-of-24 from three... The Shockers trailed 9-0 out of the gate and entered halftime down 35-19... GMU led by as many as 19 in the second half... **Kyle Wilson** finished with 12 points. His three pulled WSU to within 62-55 with 23 seconds left, but the Shockers would get no closer... The game was a surprise rematch. In February, the Patriots defeated the Shockers at Charles Koch Arena in a Bracket Busters matchup.

GEORGE MASON (26-7, 15-3 Colonial, 2nd Place)

##	Player	fg	3pt	ft	tr	pf	tp	a	to	blk	s	min	
34	THOMAS, Will	f	4-12	0-0	2-4	10	3	10	1	1	0	0	34
42	CAMPBELL, Folanir	f	5-9	3-6	3-4	4	4	16	3	2	1	0	33
55	LEWIS, Jai	c	2-6	0-1	0-2	2	5	4	1	2	2	1	27
01	SKINN, Tony	g	4-9	2-4	4-5	2	2	14	4	1	0	2	31
22	BUTLER, Lamar	g	4-6	2-4	4-6	5	0	14	1	2	0	0	32
02	CARTER, Jordan	1-1	1-1	0-0	2	1	3	1	0	0	0	1	9
05	NORWOOD, Gabe	0-0	0-0	2-2	2	0	2	0	0	1	2	1	21
40	FLEMING, Chris	0-1	0-0	0-0	1	1	0	0	0	0	0	0	1
50	HERNANDEZ, Sammy	0-0	0-0	0-0	2	0	0	1	0	0	0	0	12
TEAM	Totals.....	20-44	8-16	15-23	32	16	63	12	9	5	5	200	

TOTAL FG%	1st Half: 12-24 (50.0%)	2nd Half: 8-20 (40.0%)	Game: 45.5%
3-Pt. FG%	1st Half: 7-11 (63.6%)	2nd Half: 1-5 (20.0%)	Game: 50.0%
FThrow %	1st Half: 4-4 (100%)	2nd Half: 11-19 (57.9%)	Game: 65.2%

WICHITA STATE (27-8, 14-4, MVC 1st Place)

##	Player	fg	3pt	ft	tr	pf	tp	a	to	blk	s	min	
02	COUSINARD, P.J.	f	2-13	0-4	0-0	6	4	4	1	3	0	2	38
32	WILSON, Kyle	f	5-11	2-6	0-0	7	3	12	1	1	0	0	26
45	MILLER, Paul	c	7-12	0-0	2-3	9	3	16	0	2	1	0	31
22	BRAEUER, Matt	g	0-4	0-3	1-2	1	5	1	1	1	0	0	17
33	OGIRRI, Sean	g	1-8	0-5	2-2	6	4	4	3	1	0	0	35

00	ROGERS, Nick	0-0	0-0	0-0	0	0	0	0	0	0	0	0	2
04	MARTIN, Ryan	0-2	0-0	5-8	6	0	5	0	0	0	0	0	21
05	PREADOM, Wendell	0-0	0-0	0-0	0	1	0	0	0	0	0	0	4
10	BRADLEY, Karon	5-14	1-6	2-2	5	1	13	2	1	0	2	26	
TEAM	Totals.....	20-64	3-24	12-17	43	21	55	8	9	1	4	200	

TOTAL FG%	1st Half: 9-30 (30.0%)	2nd Half: 11-34 (32.4%)	Game: 31.3%
3-Pt. FG%	1st Half: 1-11 (9.1%)	2nd Half: 2-13 (15.4%)	Game: 12.5%
FThrow %	1st Half: 0-0 (0.0%)	2nd Half: 12-17 (70.6%)	Game: 70.6%

Officials: Robert Donato, John Hughes, Raymond Perone Technical fouls: George Mason-None. Wichita St.-None. Attendance: 19,638 Points in the paint-MASON 14,WSU 26. Points off turnovers-MASON 8,WSU 7. 2nd chance points-MASON 2,WSU 19. Fast break points-MASON 4,WSU 2. Bench points-MASON 5,WSU 18. Score tied 0 times. Lead changed 0 times. Last FG-MASON 2nd-05:07, WSU 2nd-00:22. Largest lead-MASON by 19 2nd-17:21, WSU None. MASON led for 38:38. WSU led for 00:00. Game was tied for 01:20

2012 | SECOND ROUND (64)

Mar. 15, 2012 Portland, Ore. Rose Garden
[12] VCU.....34 28 - 62
[5] Wichita State.....25 34 - 59

The MVC Champion Shockers - 27-5 coming into the tournament and ranked 18th nationally - had the firepower to make a deep NCAA run but instead joined a long list of No. 5 seeds victimized by No. 12 in the opening round... WSU trailed a VCU team that 12 months earlier had played in the Final Four by as many as 13 points in the second half. The Shockers cut the margin to two at the 2:30 mark on a three-pointer from **Toure Murry**, but VCU answered with five-straight. Senior center **Garrett Stutz** had a three-point opportunity at the buzzer that would have forced overtime, but he couldn't connect... **Joe Ragland** led the Shockers with 15 points. Hall and Murry scored 10 points each. Hall added eight rebounds.

VCU (29-6)

##	Player	fg	3pt	ft	tr	pf	tp	a	to	blk	s	min	
10	THEUS, Darius	* 5-7	0-1	0-0	3	2	10	3	4	0	1	1	35
15	REDDIC, Juvonte	* 2-5	0-0	0-0	5	4	4	1	0	1	0	0	20
20	BURGESS, Bradford	* 6-16	2-7	2-2	5	1	16	4	0	1	2	38	
30	DANIELS, Troy	* 4-8	2-5	0-0	6	1	10	0	0	0	1	31	
33	HALEY, D.J.	* 1-1	0-0	2-3	7	2	4	0	0	1	1	18	
02	WEBER, Briante	2-5	1-2	0-0	2	1	5	0	1	0	0		



NCAA TOURNAMENT BOX SCORES

##	Player	g	fg	3pt	ft	tr	pf	tp	a	to	blk	s	min
31	BAKER, Ron	g	0-5	0-5	6-8	2	4	6	3	2	0	1	29
32	COTTON, Tekele	g	2-3	1-2	1-2	3	0	6	2	0	0	5	33
00	LUFLE, Chadrack	g	1-1	0-0	0-0	1	2	0	1	0	1	0	6
05	WILLIAMS, Demetric	g	0-2	0-1	3-4	1	2	3	0	1	0	1	14
11	EARLY, Cleanthony	g	7-15	0-6	7-8	7	2	21	0	1	1	1	28
15	WIGGINS, Nick	g	0-0	0-0	0-0	1	0	0	0	0	0	0	3
23	VANVLEET, Fred	g	0-2	0-0	1-2	3	1	1	1	0	0	0	14
50	WHITE, Jake	g	0-0	0-0	0-0	1	0	0	0	1	0	0	6
TEAM			-	-	-	7	0	0	0	0	0	0	0
Totals.....			19-49	2-20	33-41	37	20	73	11	11	1	10	200
TOTAL FG%			1st Half: 8-28 (28.6%)	2nd Half: 11-21 (52.4%)	Game: 38.8%								
3-Pt. FG%			1st Half: 1-14 (7.1%)	2nd Half: 1-6 (16.7%)	Game: 10.0%								
F Throw %			1st Half: 9-12 (75.0%)	2nd Half: 24-29 (82.8%)	Game: 80.5%								

PITTSBURGH (24-9)

##	Player	g	fg	3pt	ft	tr	pf	tp	a	to	blk	s	min
21	PATTERSON, Lamar	f	1-7	0-4	7-7	0	5	9	2	3	0	1	21
42	ZANNA, Talib	f	1-4	0-0	2-4	7	2	4	0	1	0	0	20
13	ADAMS, Steven	c	5-7	0-0	3-4	11	2	13	1	2	1	2	27
00	ROBINSON, James	g	2-7	0-3	3-3	4	7	3	2	0	1	30	
01	WOODALL, Tray	g	1-12	0-5	0-0	5	2	1	5	0	0	0	30
03	WRIGHT, Cameron	g	3-4	0-0	0-1	2	6	0	0	0	0	1	14
05	JOHNSON, Durand	g	1-5	1-3	0-0	1	4	3	0	0	1	0	19
11	TAYLOR, Dante	g	2-3	0-0	1-2	0	1	5	1	1	1	0	13
23	ZIEGLER, Trey	g	0-0	0-0	2-1	0	0	2	1	0	0	0	6
44	MOORE, J.J.	g	3-5	0-2	0-0	1	6	0	0	0	0	1	20
TEAM			-	-	-	4	0	0	0	0	0	0	0
Totals.....			19-54	1-17	16-20	32	55	8	15	5	5	5	200
TOTAL FG%			1st Half: 7-23 (30.4%)	2nd Half: 12-31 (38.7%)	Game: 35.2%								
3-Pt. FG%			1st Half: 0-7 (0.0%)	2nd Half: 1-10 (10.0%)	Game: 5.9%								
F Throw %			1st Half: 7-8 (87.5%)	2nd Half: 9-12 (75.0%)	Game: 80.0%								

Officials: Verne Harris, Brian Dorsey, Rod Dixon Technical fouls: Wichita State-None. Pittsburgh-None. Attendance: 14,345 Last FG-WSU 2nd-00:03, PITT 2nd-00:57. Largest lead-WSU by 18 2nd-00:03, PITT by 2 1st-09:19. WSU led for 30:40. PITT led for 01:52. Game was tied for 07:28.

2013 | THIRD ROUND (32)

Mar. 23, 2013 Salt Lake City, Utah EnergySolutions Arena	
[9] Wichita State	36 40 - 76
[1] Gonzaga	31 39 - 70

The Shockers played six minutes of nearly perfect basketball to take out No. 1 overall seed Gonzaga. After making just 2-of-20 threes against Pitt, WSU connected on a season-high 14 treys against the Bulldogs, including five-in-a-row to finish out the game. That late flurry helped the Shockers overcome a seven-point Bulldog lead with six minutes remaining to win 76-70. **Ben Baker** and **Cleanthony Early** scored 16 points each to lead the charge.

WICHITA STATE (28-8, 12-6 MVC 2nd Place)

##	Player	g	fg	3pt	ft	tr	pf	tp	a	to	blk	s	min
22	HALL, Carl	f	3-6	0-0	2-6	1	3	8	2	3	3	1	29
21	ORUKPE, Ehimen	c	1-2	0-0	0-1	1	2	2	0	2	1	0	15
02	ARMSTEAD, Malcolm	g	2-9	1-6	3-4	5	1	8	3	0	2	37	
31	BAKER, Ron	g	5-7	4-6	2-2	6	2	16	4	3	1	0	33
32	COTTON, Tekele	g	3-5	2-3	0-0	3	2	8	2	0	2	25	
00	LUFLE, Chadrack	g	0-0	0-0	0-0	1	0	0	0	1	0	1	1
05	WILLIAMS, Demetric	g	0-1	0-1	0-0	0	2	0	1	0	0	0	7
11	EARLY, Cleanthony	g	6-11	4-7	0-0	7	4	16	1	2	2	1	24
23	VANVLEET, Fred	g	3-6	2-4	5-5	1	1	13	3	1	0	1	20
50	WHITE, Jake	g	2-3	1-1	0-0	3	4	5	0	2	0	0	9
TEAM			-	-	-	3	0	0	0	0	0	0	0
Totals.....			25-50	14-28	12-18	30	22	76	16	15	6	8	200
TOTAL FG%			1st Half: 14-29 (48.3%)	2nd Half: 11-21 (52.4%)	Game: 50.0%								
3-Pt. FG%			1st Half: 7-15 (46.7%)	2nd Half: 7-13 (53.8%)	Game: 50.0%								
F Throw %			1st Half: 1-2 (50.0%)	2nd Half: 11-16 (68.8%)	Game: 66.7%								

GONZAGA (32-3)

##	Player	g	fg	3pt	ft	tr	pf	tp	a	to	blk	s	min
13	OLYNYK, Kelly	f	8-22	0-3	10-14	9	1	26	2	4	1	1	38
20	HARRIS, Elias	f	2-8	1-2	7-8	7	2	12	1	3	0	3	35
04	PANGOS, Kevin	g	6-17	4-12	3-5	0	4	19	5	4	0	3	39
05	BELL Jr., Gary	g	0-2	0-1	0-0	2	0	0	1	0	0	0	21
30	HART, Mike	g	2-3	2-2	0-0	14	4	6	1	0	0	0	27
03	DRANGINIS, Kyle	g	0-0	0-0	0-0	1	1	0	0	0	0	0	8
11	STOCKTON, David	g	2-2	0-0	0-0	2	0	4	3	0	0	0	17
35	DOWER, Sam	g	0-2	0-1	0-0	0	3	0	0	1	1	0	6
43	BARHAM, Drew	g	1-3	1-2	0-2	1	2	3	0	0	0	1	9
TEAM			-	-	-	3	0	0	0	0	0	0	0
Totals.....			21-59	8-23	20-29	39	17	70	13	13	2	8	200
TOTAL FG%			1st Half: 9-28 (32.1%)	2nd Half: 12-31 (38.7%)	Game: 35.6%								
3-Pt. FG%			1st Half: 3-12 (25.0%)	2nd Half: 5-11 (45.5%)	Game: 34.8%								
F Throw %			1st Half: 10-13 (76.9%)	2nd Half: 10-16 (62.5%)	Game: 69.0%								

Officials: John Higgins, Brian Dorsey, John Gaffney Technical fouls: Wichita State-None. Gonzaga-None. Attendance: 16,060 Last FG-WSU 2nd-01:28, GON 2nd-00:07. Largest lead-WSU by 13 1st-07:01, GON by 8 2nd-11:53. WSU led for 25:28. GON led for 10:34. Game was tied for 03:58.

2013 | WEST REGIONAL SEMIFINAL

Mar. 28, 2013 Los Angeles, Calif. Staples Center	
[13] La Salle	22 36 - 58
[9] Wichita State	38 34 - 72

The Shockers rolled to a 14-2 lead out of the gate and were never threatened. LaSalle's four-guard lineup was a matchup nightmare for Kansas State and Ole Miss in the two previous rounds, but the Shockers used it to their advantage, outrebounding LaSalle 47-29 with help from 17 offensive boards. **Malcolm Armstead** (18), **Carl Hall** (16) and **Ron Baker** (13) led the scoring.

LA SALLE (24-10)

##	Player	g	fg	3pt	ft	tr	pf	tp	a	to	blk	s	min
25	WRIGHT, Jerrell	f	6-9	0-0	4-5	5	3	16	0	3	0	0	22
01	PETERSON, D.J.	g	0-0	0-0	0-0	0	0	0	0	1	0	0	20
03	DUREN, Tyreke	g	3-7	0-1	2-3	2	2	8	4	1	1	0	37
10	MILLS, Sam	g	2-8	1-4	2-2	3	2	7	0	0	0	0	33
55	GALLOWAY, Ramon	g	4-15	2-6	1-2	8	2	11	3	4	0	2	38
05	DUNN, Taylor	g	0-0	0-0	0-0	0	0	0	0	0	0	0	1
13	HUNT, Garvin	g	0-0	0-0	0-0	0	0	0	0	0	0	0	1
21	GARLAND, Tyrone	g	5-15	4-7	2-4	4	1	16	1	0	0	2	31
35	BROWN, Rohan	g	0-2	0-0	0-0	1	2	0	0	0	1	1	17
TEAM			-	-	-	6	0	0	0	0	0	0	0
Totals.....			20-56	7-18	11-16	29	13	58	8	9	2	5	200
TOTAL FG%			1st Half: 8-30 (26.7%)	2nd Half: 12-26 (46.2%)	Game: 35.7%								
3-Pt. FG%			1st Half: 3-8 (37.5%)	2nd Half: 4-10 (40.0%)	Game: 38.9%								
F Throw %			1st Half: 3-6 (50.0%)	2nd Half: 8-10 (80.0%)	Game: 68.8%								

WICHITA STATE (29-8)

##	Player	g	fg	3pt	ft	tr	pf	tp	a	to	blk	s	min
11	EARLY, Cleanthony	f	4-11	0-1	0-0	7	1	8	1	1	0	0	27
22	HALL, Carl	f	7-11	0-0	2-3	8	3	8	1	3	3	0	27
02	ARMSTEAD, Malcolm	g	7-15	2-3	2-2	6	2	18	4	2	1	2	29
31	BAKER, Ron	g	4-6	2-3	3-4	4	1	13	2	1	1	1	34
32	COTTON, Tekele	g	3-7	0-2	0-0	4	2	6	2	0	1	0	28
00	LUFLE, Chadrack	g	0-1	0-0	0-0	2	0	0	0	0	0	0	6
05	WILLIAMS, Demetric	g	0-2	0-1	0-0	3	2	0	0	0	0	0	15
15	WIGGINS, Nick	g	1-2	0-0	0-0	1	0	2	0	0	1	0	5
21	ORUKPE, Ehimen	g	1-3	0-0	0-0	1	2	0	1	1	0	0	8
23	VANVLEET, Fred	g	3-9	1-2	0-0	0	1	7	2	0	0	1	18
50	WHITE, Jake	g	0-0	0-0	0-0	0	0	0	0	0	0	0	3
TEAM			-	-	-	3	0	0	0	0	0	0	0
Totals.....			30-67	5-12	7-9	47	13	72	12	8	8	4	200
TOTAL FG%			1st Half: 16-30 (53.3%)	2nd Half: 14-37 (37.8%)	Game: 44.8%								
3-Pt. FG%			1st Half: 1-5 (20.0%)	2nd Half: 4-7 (57.1%)	Game: 41.7%								
F Throw %			1st Half: 5-7 (71.4%)	2nd Half: 2-2 (100%)	Game: 77.8%								

Officials: Terry Wymer, Lamont Simpson, Ron Groover Technical fouls: La Salle-None. Wichita State-None. Attendance: 18,232 Last FG-LAS 2nd-01:20, WSU 2nd-01:44. Largest lead-LAS None, WSU by 22 2nd-18:48. LAS led for 00:00. WSU led for 38:18. Game was tied for 00:46.

2013 | WEST REGIONAL FINAL

Mar. 30, 2013 Los Angeles, Calif. Staples Center	
[9] Wichita State	35 35 - 70
[2] Ohio State	22 44 - 66

In the West Regional Final, WSU continued to play the role of the aggressor, piling on for a 53-33 lead with just over 12 minutes to play in the second half. Ohio State trimmed the deficit to 62-59 with 2:49 to go, but **Tekele Cotton** drilled a clutch three, then snagged a crucial offensive rebound on the Shockers' next possession. **Fred VanVleet** knocked down a jumper moments later to help put the game on ice... **Malcolm Armstead** earned NCAA All-West Region Most Outstanding Player honors after averaging 12.8 points, 5.0 rebounds and 4.4 assists. He joined **Carl Hall** on the all-regional team.

WICHITA STATE (30-8



NCAA TOURNAMENT BOX SCORES

EXCLUSIVE: THE EDUCATION OF DUKE'S JABARI PARKER
BY SEFF BONDZIT

FULL MEDAL JACKET FOR U.S. SLOPESTYLERS IN SOCHI
BY MICHAEL ROSENBERG

GO AHEAD, TRY TO JINX US

WICHITA STATE
THE UNBEATEN MONSTERS OF THE MIDWEST

BY THOMAS LAKE

Illustration by: Thomas Laake
Photo Credits: Jeff Heston, Chris G. Little

2014 | SECOND ROUND (64)

Mar. 21, 2014 | St. Louis, Mo. | Scottrade Center

[16] Cal Poly	13	24	-	37
[1] Wichita State	32	32	-	64

WSU became the first team in NCAA history to start 35-0 and posted its largest margin of victory in an NCAA Tournament game (27 points)... **Cleanthony Early** led all scorers with 23 points on 9-of-15 shooting. **Ron Baker** pulled down a career high nine rebounds and **Fred VanVleet** dished out eight assists.... The WSU defense blanked Cal Poly over a stretch of 11 minutes, forcing 13 consecutive misses. The Shockers built a 21-5 lead and cruised the rest of the way.

CAL POLY (14-20)

#	Player	fg	3pt	ft	tr	pf	tp	a	to	blk	s	min
00	NWABA, David	f	0-3	0-0	1-4	2	2	1	1	0	0	14
25	AWICH, Joel	f	1-5	0-3	0-0	5	0	2	0	1	0	17
33	EVERSLEY, Chris	f	2-14	1-6	1-1	5	2	6	0	0	1	28
24	JOHNSON, Jamal	g	1-5	1-3	1-2	2	2	4	1	1	0	20
35	ODISTER, Kyle	g	2-9	1-6	0-0	1	3	5	1	0	0	23
02	BOLDEN, Michael	g	0-2	0-1	0-0	0	0	0	0	0	2	5
03	LOVE, Maliki	g	4-6	0-0	1-4	3	1	9	1	1	0	32
05	MORGAN, Reese	g	1-6	1-5	2-2	2	2	5	0	0	1	18
10	SHIPLEY, Ridge	g	1-4	1-3	0-0	1	3	3	1	1	0	19
34	BENNETT, Brian	g	0-2	0-0	1-2	4	1	1	0	0	0	13
42	SILVESTRI, Anthony	g	0-1	0-1	0-1	1	0	0	0	0	0	5
44	GORDON, Zach	g	0-1	0-0	1-2	5	1	1	0	0	0	16
TEAM		-	-	-	3	0	0	0	0	0	0	0
Totals		0	12-58	5-28	8-18	34	17	37	5	6	1	7

TOTAL FG%	1st Half: 4-28 (14.3%)	2nd Half: 8-30 (26.7%)	Game: 20.7%
3-Pt. FG%	1st Half: 2-13 (15.4%)	2nd Half: 3-15 (20.0%)	Game: 17.9%
FThrow %	1st Half: 3-7 (42.9%)	2nd Half: 5-11 (45.5%)	Game: 44.4%

WICHITA STATE (35-0)

#	Player	fg	3pt	ft	tr	pf	tp	a	to	blk	s	min
11	EARLY, Cleanthony	f	9-15	3-8	2-3	7	3	23	1	1	0	19
20	COLEBY, Kadeem	c	2-4	0-0	1-6	3	3	5	0	1	4	0
23	VANVLEET, Fred	g	1-5	0-2	2-2	3	1	4	8	1	0	28
31	BAKER, Ron	g	2-3	1-2	2-4	9	0	7	3	1	1	0
32	COTTON, Tekele	g	0-1	0-1	0-0	1	2	0	1	2	0	1
00	LUFLE, Chadrack	g	4-7	0-0	0-0	5	1	8	0	1	1	0
01	GREEN, Derrail	g	1-3	1-3	0-0	1	1	3	0	1	0	8
03	WESSEL, Evan	g	1-1	0-0	0-0	3	2	2	1	0	2	20
05	BUSH, Zach	g	0-1	0-0	0-0	1	0	0	1	1	0	0
12	CARTER, Darius	g	1-5	0-0	3-4	6	1	5	2	0	0	17
14	SIMON, John Robert	g	0-1	0-1	2-2	0	1	2	0	0	0	5
15	WIGGINS, Nick	g	2-4	1-2	0-0	4	2	5	0	1	0	18
TEAM		-	-	-	3	0	0	0	1	0	0	0
Totals			23-50	6-19	12-21	46	17	64	17	12	6	4

TOTAL FG%	1st Half: 11-25 (44.0%)	2nd Half: 12-25 (48.0%)	Game: 46.0%
3-Pt. FG%	1st Half: 4-9 (44.4%)	2nd Half: 2-10 (20.0%)	Game: 31.6%
FThrow %	1st Half: 6-9 (66.7%)	2nd Half: 6-12 (50.0%)	Game: 57.1%

Officials: Bryan Kersey, Sean Hull, William Covington Technical fouls: Cal Poly-None. Wichita State-None. Attendance: 19223 Last FG-CALPOLY 2nd-01:59, WSU 2nd-00:47.

Largest lead-CALPOLY by 3 1st-18:49, WSU by 30 2nd-04:04. CALPOLY led for 00:31. WSU led for 36:44. Game was tied for 02:12.

2014 | THIRD ROUND (32)

Mar. 23, 2014 | St. Louis, Mo. | Scottrade Center

[8] Kentucky	31	47	-	78
[1] Wichita State	37	39	-	76

In a game that Sports Illustrated would later bill as its "Game of the Year" for 2014, eventual National Runner-Up Kentucky spoiled WSU's undefeated season. Of the 17 players who saw time in that game, eight went on to appear on NBA regular season rosters (5 Kentucky, 3 Wichita State). Down two points with the ball and only 3.2 seconds remaining, **Fred VanVleet's** buzzer-beating three-point attempt bounced off the rim... **Cleanthony Early** led the Shockers with 31 points, and **Ron Baker** added 20.

KENTUCKY (26-10)

#	Player	fg	3pt	ft	tr	pf	tp	a	to	blk	s	min
01	YOUNG, James	f	5-9	3-5	0-0	8	2	13	0	1	0	0
30	RANDLE, Julius	f	4-9	0-1	5-6	10	1	13	6	1	1	30
44	JOHNSON, Dakari	c	1-2	0-0	1-2	2	1	3	0	0	0	1
02	HARRISON, Aaron	g	6-13	4-7	3-4	1	2	19	1	3	0	29
05	HARRISON, Andrew	g	6-9	1-3	7-9	1	3	20	3	6	0	34
03	POLSON, Jarrod	g	0-1	0-1	0-0	0	1	0	0	0	0	2
15	CAULEY-STEIN, Willie	g	2-3	0-0	0-1	2	3	4	0	0	1	23
22	POYTHRESS, Alex	g	3-4	0-1	0-0	2	2	6	0	0	1	15
TEAM		-	-	-	6	0	0	0	0	0	0	0
Totals			27-50	8-18	16-22	32	15	78	11	11	3	6

TOTAL FG%	1st Half: 13-24 (54.2%)	2nd Half: 14-26 (53.8%)	Game: 54.0%
3-Pt. FG%	1st Half: 4-10 (40.0%)	2nd Half: 4-8 (50.0%)	Game: 44.4%
FThrow %	1st Half: 1-3 (33.3%)	2nd Half: 15-19 (78.9%)	Game: 72.7%

WICHITA STATE (35-1)

#	Player	fg	3pt	ft	tr	pf	tp	a	to	blk	s	min
11	EARLY, Cleanthony	f	12-17	4-6	3-3	7	3	31	0	0	1	37
20	COLEBY, Kadeem	c	0-1	0-0	0-0	0	1	0	0	0	0	0
23	VANVLEET, Fred	g	1-6	0-4	2-2	4	4	6	1	0	2	35
31	BAKER, Ron	g	7-12	4-6	2-2	5	2	20	2	2	0	36
32	COTTON, Tekele	g	1-4	1-3	2-2	3	3	5	0	0	1	31
00	LUFLE, Chadrack	g	0-3	0-0	0-1	2	2	6	0	4	1	0
03	WESSEL, Evan	g	0-0	0-0	0-2	0	2	0	0	0	0	3
12	CARTER, Darius	g	2-3	0-0	1-2	1	3	5	0	1	1	17
15	WIGGINS, Nick	g	1-2	1-2	2-4	1	1	5	1	0	0	15
TEAM		-	-	-	1	0	0	0	0	0	0	0
Totals			27-49	10-21	12-18	23	21	76	14	9	3	6

TOTAL FG%	1st Half: 13-24 (54.2%)	2nd Half: 14-25 (56.0%)	Game: 55.1%
3-Pt. FG%	1st Half: 3-8 (37.5%)	2nd Half: 7-13 (53.8%)	Game: 47.6%
FThrow %	1st Half: 8-9 (88.9%)	2nd Half: 4-9 (44.4%)	Game: 66.7%

Officials: Mike Stuart, Mike Reed, John Gaffney Technical fouls: Kentucky-None. Wichita State-None. Attendance: 19,676 Last FG-KENTUCKY 2nd-01:41, WSU 2nd-00:29. Largest lead-KENTUCKY by 4 1st-17:58, WSU by 9 1st-04:37. KENTUCKY led for 13:15. WSU led for 24:39. Game was tied for 01:56.

2015 | SECOND ROUND (64)

Mar. 20, 2015 | Omaha, Neb. | CenturyLink Center

[10] Indiana	39	37	-	76
[7] Wichita State	36	45	-	81

Though ice cold from three (2-of-13), WSU still piled up 81 points, thanks to **Fred VanVleet's** big day. The junior point guard scored a game-high 27 to win a head-to-head point guard battle with former AAU circuit rival **Yogi Ferrell** (24 points) by getting to the rim repeatedly... When he wasn't converting tough layups, he and **Ron Baker** were doing damage at the foul line. Both went 9-of-10 from the stripe... The Shockers hit 29 total free throws to 17 for Indiana... **Zach Brown** set career-highs across the board with 11 points and 8 rebounds.

INDIANA (20-14)

#	Player	fg	3pt	ft	tr	pf	tp	a	to	blk	s	min
05	WILLIAMS, Troy	f	2-10	1-1	6-6	12	3	11	4	2	2	0
30	HARTMAN, Collin	f	4-5	3-4	0-0	4	4	11	0	0	1	17
01	BLACKMON, James	g	4-11	2-5	4-6	5	3	14	0	5	0	1
04	JOHNSON, Robert	g	2-6	0-0	0-0	3	3	4	2	1	0	24
11	FERRELL, Kevin Yogi	g	7-15	4-6	6-6	0	2	24	3	2	0	34
02	ZEISLOFF, Nick	g	1-3	1-3	0-0	2	1	3	0	0	0	21
03	HOETZEL, Max	g	0-2	0-1	0-0	1	0	0	0	0	0	2
12	MUZZEY, PIERRE, H.	g	1-3	0-0	1-2	4	2	3	0	2	0	19
22	ROBINSON, Stanford	g	3-3	0-0	0-0	4	4	6	1	1	0	26
25	HOLT, Emmitt	g	0-1	0-0	0-0	0	0	0	0	0	0	6
TEAM		-	-	-	2	0	0	0	0	0	0	0
Totals			24-59	11-22	17-20	37	26	76	10	13	3	3

TOTAL FG%	1st Half: 13-34 (38.2%)	2nd Half: 11-25 (44.0%)	Game: 40.7%
3-Pt. FG%	1st Half: 6-13 (46.2%)	2nd Half: 5-9 (55.6%)	Game: 50.0%
FThrow %	1st Half: 7-8 (87.5%)	2nd Half: 10-12 (83.3%)	Game: 85.0%

WICHITA STATE (29-4)

#	Player	fg	3pt	ft	tr	pf	tp	a	to	blk	s	min
12	CARTER, Darius	f	3-9	0-0	3-4	7	3	9	1	1	0	0
03	WESSEL, Evan	g	0-3	0-0	0-0	5	2	0	0	0	0	36
23	VANVLEET, Fred	g	9-18	0-2	9-10	2	1	27	4	1	0	27
31	BAKER, Ron	g	3-13	0-5	9-10	5	2	15	2	3	1	5
32	COTTON, Tekele	g	3-5	1-2	2-2	5	3	9	2	1	0	26
00	KELLY, Rashard	g	1-3	0-0	0-2	1	0	2	0	0	1	0
01	BROWN, Zach	g	4-8	1-4	2-2	8	2	11	0	0	2	0
21	WAMUKOTA, Bush	g	0-0	0-0	0-0	0	0	0	0	0	0	0
24	MORRIS, Shaquille	g	2-2	0-0	4-4	1	4	8	0	1	1	0
TEAM		-	-	-	5	0	0	0	0	0	0	0
Totals			25-61	2-13	29-34	39	17	81	9	7	6	9

TOTAL FG%	1st Half: 11-28 (39.3%)	2nd Half: 14-33 (42.4%)	Game: 41.0%
3-Pt. FG%	1st Half: 1-8 (12.5%)	2nd Half: 1-5 (20.0%)	Game: 15.4%
FThrow %	1st Half: 13-16 (81.3%)	2nd Half: 16-18 (88.9%)	Game: 85.3%



NCAA TOURNAMENT BOX SCORES

2015 | MIDWEST REGIONAL SEMIFINAL

Mar. 27, 2015 | Cleveland, Ohio | Quicken Loans Arena

[7] Wichita State	30	40	-	70
[3] Notre Dame	33	48	-	81

Despite big performances from **Fred VanVleet** (25 points) and **Darius Carter** (22), WSU was done in by a slow start against third-seeded Notre Dame. Though the Shockers eventually recovered from an 18-5 deficit to take a second-half lead, Notre Dame shot a blistering 75 percent over the final 20 minutes to regain control... VanVleet led all scorers with 25 points to go with six rebounds, three assists, two steals... **Darius Carter**, playing near his hometown of Akron, Ohio, registered 22 points on 9-of-15 shooting and eight rebounds in his final game as a Shocker... Four Irish players finished in double-figures led by **Demetrius Jackson's** 20 points. **Pat Connaughton** collected a double-double with 16 points and 10 rebounds, while Jerian Grant dished 11 of the team's 18 assists to go with nine points.

WICHITA STATE (30-5)

#	Player	fg	3pt	ft	tr	pf	tp	a	to	blk	s	min	
12	CARTER, Darius	f	9-15	1-2	3-4	8	2	22	0	1	1	0	28
03	WESSEL, Evan	g	0-1	0-1	0-0	5	1	0	0	1	0	0	32
23	VANVLEET, Fred	g	9-20	0-3	7-9	6	2	25	3	0	0	2	38
31	BAKER, Ron	g	2-10	2-6	3-4	6	1	9	3	0	1	0	33
32	COTTON, Tekele	g	2-10	0-3	2-2	2	1	6	2	1	0	2	35
00	KELLY, Rashard	g	2-3	0-0	0-0	2	2	4	0	0	1	1	11
01	BROWN, Zach	g	1-5	0-3	0-0	2	2	2	1	1	0	1	12
21	WAMUKOTA, Bush	g	0-0	0-0	0-0	1	2	0	0	1	0	0	4
24	MORRIS, Shaquille	g	1-1	0-0	0-0	1	3	2	0	2	0	0	6
TEAM													
Totals.....		26-65	3-18	15-19	36	16	70	9	7	3	6	200	

TOTAL FG%	1st Half: 10-28 (35.7%)	2nd Half: 16-37 (43.2%)	Game: 40.0%
3-Pt. FG%	1st Half: 2-9 (22.2%)	2nd Half: 1-9 (11.1%)	Game: 16.7%
FThrow %	1st Half: 8-12 (66.7%)	2nd Half: 7-7 (100%)	Game: 78.9%

NOTRE DAME (32-5)

#	Player	fg	3pt	ft	tr	pf	tp	a	to	blk	s	min	
24	CONNAUGHTON, Pat	f	7-12	2-5	0-0	10	2	16	2	1	2	2	40
30	AUGUSTE, Zach	f	6-6	0-0	3-5	6	2	15	0	1	1	0	26
11	JACKSON, Demetrius	g	7-10	4-5	2-3	4	3	20	3	3	0	0	39
22	GRANT, Jerian	g	3-8	1-2	2-2	3	2	9	11	2	0	2	40
32	VASTURIA, Steve	g	5-12	2-6	3-3	3	2	15	2	0	0	0	37
03	BEACHEM, V.J.	g	0-2	0-1	0-0	2	0	0	0	1	0	0	4
35	COLSON, Bonzie	g	2-4	0-0	2-2	2	3	6	0	1	1	0	14
TEAM													
Totals.....		30-54	9-19	12-15	32	14	81	18	11	4	4	200	

TOTAL FG%	1st Half: 12-30 (40.0%)	2nd Half: 18-24 (75.0%)	Game: 55.6%
3-Pt. FG%	1st Half: 3-11 (27.3%)	2nd Half: 6-8 (75.0%)	Game: 47.4%
FThrow %	1st Half: 6-6 (100%)	2nd Half: 6-9 (66.7%)	Game: 80.0%

Officials: Terry Wymer, Michael Irving, Michael Greenstein Technical fouls: Wichita State-None. Notre Dame-None. Attendance: 19,465 Last FG-WSU 2nd-00:37, ND 2nd-01:29. Largest lead-WSU by 1 2nd-16:40, ND by 19 2nd-04:36. WSU led for 00:12, ND led for 38:44. Game was tied for 01:04.

2016 | FIRST FOUR

Mar. 15, 2016 | Dayton, Ohio | Univ. of Dayton Arena

[11] Wichita State	30	40	-	70
[11] Vanderbilt	30	20	-	50

The Shockers outscored Vanderbilt 20-2 over the final 8:38 to turn a tight game into a rout and advance out of the First Four... After an 0-for-5 first half, WSU's three-point shooters locked in, hitting 7-of-14 down the stretch... The Shockers survived a 37% shooting night by buckling down defensively. The Commodores hit just 3-of-19 from outside and finished up at 30.2% overall... **Ron Baker** narrowly missed a double-double with 14 points, nine rebounds... **Fred VanVleet** collected 14 points to go with seven assists and committed just one turnover... **Anton Grady** -- a graduate transfer from Cleveland State -- came up big off the bench with 11 points and seven rebounds in his first taste of NCAA Tournament action.

WICHITA STATE (25-8)

#	Player	fg	3pt	ft	tr	pf	tp	a	to	blk	s	min	
01	BROWN, Zach	f	1-2	1-1	0-0	3	1	3	0	0	0	0	12
24	MORRIS, Shaquille	f	2-3	0-0	0-0	3	3	4	0	0	1	0	9
03	WESSEL, Evan	g	0-1	0-0	0-1	1	3	0	0	0	0	0	7
23	VANVLEET, Fred	g	6-15	2-6	0-1	3	0	14	7	1	0	2	34
31	BAKER, Ron	g	3-11	1-5	7-8	9	1	14	3	1	0	1	33
00	KELLY, Rashard	g	1-4	0-1	1-2	3	3	3	0	1	0	0	17
15	GRADY, Anton	g	3-9	0-0	5-6	7	3	11	1	0	0	0	29
20	NURGER, Rauno	g	2-3	0-1	2-3	3	6	0	0	0	1	0	17
21	WAMUKOTA, Bush	g	0-0	0-0	0-0	0	0	0	0	0	0	0	1
23	McDUFFIE, Markis	g	2-6	1-1	2-4	7	2	7	0	2	0	2	25
33	FRANKAMP, Conner	g	2-5	2-4	2-2	2	3	8	1	1	0	0	16
TEAM													
Totals.....		22-59	7-19	19-25	43	22	70	12	7	2	5	200	

TOTAL FG%	1st Half: 6-22 (27.3%)	2nd Half: 14-26 (53.8%)	Game: 41.7%
3-Pt. FG%	1st Half: 3-9 (33.3%)	2nd Half: 3-9 (33.3%)	Game: 33.3%
FThrow %	1st Half: 4-7 (57.1%)	2nd Half: 5-8 (62.5%)	Game: 60.0%

Officials: Terry Wymer, Ray Natili, Dwayne Gladden, Roger Ayers Technical fouls: Wichita State-Morris; Arizona-Tarczewski, TEAM. Attendance: 11,559 Last FG-WSU 2nd-04:39, ARIZ 2nd-00:17. Largest lead-WSU by 24 2nd-12:28, ARIZ by 2 1st-19:35. WSU led for 35:55. ARIZ led for 02:49. Game tied for 01:16.

TOTAL FG%	1st Half: 9-26 (34.6%)	2nd Half: 13-33 (39.4%)	Game: 37.3%
3-Pt. FG%	1st Half: 0-5 (0.0%)	2nd Half: 7-14 (50.0%)	Game: 36.8%
FThrow %	1st Half: 12-16 (75.0%)	2nd Half: 7-9 (77.8%)	Game: 76.0%

VANDERBILT (19-14)

#	Player	fg	3pt	ft	tr	pf	tp	a	to	blk	s	min	
03	KORNET, Jeff	f	3-10	1-5	1-2	9	1	8	0	0	2	0	32
11	ROBERSON, Luke	f	1-7	0-3	1-2	6	3	3	1	1	0	0	28
30	JONES, Damian	c	2-6	0-0	1-7	5	4	0	0	2	0	0	26
04	BALDWIN IV, Wade	g	3-9	0-2	3-3	4	4	9	5	4	0	1	33
05	FISHER-DAVIS, Matt	g	0-5	0-4	2-3	2	2	2	0	0	1	0	18
00	JUSTICE, Camron	g	0-0	0-0	0-0	0	0	0	0	0	0	0	3
02	TOYE, Joe	g	3-6	1-2	3-4	3	3	10	0	1	0	0	26
13	LACHANCE, Riley	g	4-8	1-3	1-1	3	3	10	2	1	0	0	23
24	CRESSLER, Nolan	g	0-1	0-0	0-0	1	0	0	0	0	1	0	6
40	HENDERSON, Josh	g	0-1	0-0	3-4	2	2	3	1	2	0	0	5
TEAM													
Totals.....		16-53	3-19	15-26	37	20	50	9	10	5	1	200	

TOTAL FG%	1st Half: 9-24 (37.5%)	2nd Half: 7-29 (24.1%)	Game: 30.2%
3-Pt. FG%	1st Half: 2-10 (20.0%)	2nd Half: 1-9 (11.1%)	Game: 15.8%
FThrow %	1st Half: 10-18 (55.6%)	2nd Half: 5-8 (62.5%)	Game: 57.7%

Officials: James Breeding, Paul Szelc, Pat Evans (Bill Eck) Attendance: 11,728 Score tied-7 times. Lead changed-8 times. Last FG-WSU 2nd-00:21, VU 2nd-08:38. Largest lead-WSU by 20 2nd-00:21, VU by 5 1st-14:24. WSU led for 24:46. VU led for 11:28. Game was tied for 03:46.

2016 | FIRST ROUND (64)

Mar. 17, 2016 | Providence, R.I. | Dunkin' Donuts Center

[11] Wichita State	31	34	-	65
[6] Arizona	19	36	-	55

The Shockers carried their First Four momentum into the Round of 64 and overpowered sixth-seeded Arizona... Defensively, WSU set the tone in the first half, holding the 17th-ranked Wildcats scoreless for a six-minute stretch while building a double-digit lead... WSU held an Arizona team averaging north of 80 points per game to a season-low 55 points... Arizona had just 19 first-half points while committing 10 turnovers... The Shockers built up a 53-29 lead midway through the second half and coasted... **Fred VanVleet** finished with 16 points, five steals and four rebounds... VanVleet participated in his 120th win as a Shocker, tying former teammate Tekele Cotton for the school and Missouri Valley Conference records... **Ron Baker** added 13 points, six assists and five rebounds... **Markis McDuffie** and **Conner Frankamp** each chipped in 10 points off the bench... WSU became the sixth team in as many years to advance from the First Four to the Second Round.

WICHITA STATE (26-8)

#	Player	fg	3pt	ft	tr	pf	tp	a	to	blk	s	min	
01	BROWN, Zach	f	1-3	0-2	0-0	0	1	2	0	0	0	0	17
24	MORRIS, Shaquille	f	3-7	0-0	1-2	7	4	7	0	1	2	0	21
03	WESSEL, Evan	g	0-1	0-1	0-0	2	1	0	0	0	0	0	12
23	VANVLEET, Fred	g	5-13	0-4	6-6	4	3	16	1	1	0	5	34
31	BAKER, Ron	g	6-13	1-6	0-0	5	0	13	6	1	0	1	32
00	KELLY, Rashard	g	0-2	0-1	2-4	2	2	2	0	0	1	1	22
14	SIMON, J.R.	g	0-0	0-0	0-0	0	0	0	0	0	0	0	0+
15	GRADY, Anton	g	2-5	0-0	0-0	0	4	4	0	0	0	0	9
20	NURGER, Rauno	g	0-1	0-1	1-2	2	3	1	0	1	0	0	13
21	WAMUKOTA, Bush	g	0-1	0-0	0-0	2	1	0	0	0	0	0	5
32	McDUFFIE, Markis	g	4-8	0-1	2-3	4	1	10	0	1	0	2	21
33	FRANKAMP, Conner	g	3-5	2-4	2-2	0	1	10	2	0	2	0	14
TEAM													
Totals.....		24-59	3-20	14-19	30	21	65	9	6	5	9	200	

TOTAL FG%	1st Half: 14-34 (41.2%)	2nd Half: 10-25 (40.0%)	Game: 40.7%
3-Pt. FG%	1st Half: 2-14 (14.3%)	2nd Half: 1-6 (16.7%)	Game: 15.0%
FThrow %	1st Half: 1-2 (50.0%)	2nd Half: 13-17 (76.5%)	Game: 73.7%

ARIZONA (25-9)

#	Player	fg	3pt	ft	tr	pf	tp	a	to	blk	s	min	
12	ANDERSON, Ryan	f	4-8	0-0	0-0	11	2	8	1	2	0	1	31
35	TARCZEWSKI, Kaleb	c	2-3	0-0	4-7	10	4	8	2	2	3	0	35
01	YORK, Gabe	g	3-9	2-7	2-2	1	4	10	0	2	0	0	34
05	ALLEN, Kadeem	g	4-7	1-1	2-3	6	4	11	2	7	0	1	31
11	TRIER, Allonzo	g	4-12	2-6	0-0	2	4	10	1	4	0	0	27
00	JACKSON-CARTWRIGHT	g	2-5	1-3	1-2	2	2	6	1	0	0	0	20
14	RISTIC, Dusan	g	1-1	0-0	0-0	1	2	2	0	1	0	0	9
21	COMANCHE, Chance	g	0-1	0-0	0-0	1	0	0	0	0	0	0	6
23	TOLLEFSEN, Mark	g	0-2	0-1	0-1	0	0	0	0	1	0	0	7
TEAM													
Totals.....		20-48	6-18	9-15	39	23	55	7	19	3	2	200	

TOTAL FG%	1st Half: 6-22 (27.3%)	2nd Half: 14-26 (53.8%)	Game: 41.7%
3-Pt. FG%	1st Half: 3-9 (33.3%)	2nd Half: 3-9 (33.3%)	Game: 33.3%
FThrow %	1st Half: 4-7 (57.1%)	2nd Half: 5-8 (62.5%)	Game: 60.0%

Officials: Terry Wymer, Ray Natili, Dwayne Gladden, Roger Ayers Technical fouls: Wichita State-Morris; Arizona-Tarczewski, TEAM. Attendance: 11,559 Last FG-WSU 2nd-04:39, ARIZ 2nd-00:17. Largest lead-WSU by 24 2nd-12:28, ARIZ by 2 1st-19:35. WSU led for 35:55. ARIZ led for 02:49. Game tied for 01:16.

2016 | SECOND ROUND (32)

Mar. 19, 2016 | Providence, R.I. | Dunkin' Donuts Center

[11] Wichita State	19	38	-	57
[3] Miami (Fla.)	32	33	-	65

WSU stormed back from a 21-point deficit to take the lead before running out of steam... **Angel Rodriguez** -- Miami's senior point guard -- put the team on his shoulders, hitting 9-of-11 shots to go with five assists and four steals. He scored 16 of his 28 points in the first half... In their Shocker finales, **Ron Baker** scored 11 points to go with 12 from **Fred VanVleet**... VanVleet tallied four steals to move into first place on WSU's career list (225)... **Shaquille Morris** put up 12 points, six rebounds and a pair of steals... Miami led 27-6 at the 8:28 mark of the first half, keyed by Rodriguez's shooting and uncharacteristically sloppy play from the Shockers, who missed 11 of their first 12 shots... WSU pulled to within 32-19 at halftime and used a 22-4 second-half run to get back in the game. Morris' steal pulled WSU to within a basket. Baker hit a triple with 10:25 to go to put the Shockers in front... WSU's 43-42 lead was shortlived. Miami scored the next six... After a Baker layup pulled the Shockers back within two (55-53) with 2:43 left, Rodriguez answered with a tough layup and a three-pointer to extend the Hurricane lead to seven with 1:14 to play... Miami fell to eventual National Champion Villanova in the Sweet 16... Miami's **Jim Larranaga** was also head coach at George Mason when the Patriots bounced WSU from the 2006 Sweet 16.

WICHITA STATE (26-9)

#	Player	fg	3pt	ft	tr	pf	tp	a	to	blk	s	min
01	BROWN, Zach	f</										



NCAA TOURNAMENT BOX SCORES

2017 | FIRST ROUND (64)

Mar. 17, 2017 | Indianapolis, Ind. | Bankers Life Fieldhouse
 19/19 [10] **Wichita State**27 37 - 64
 [7] Dayton29 29 - 58

A stout defensive performance helped No. 10 WSU out-grind No. 7 Dayton and move into the NCAA Tournament's second round for a fifth-consecutive year...WSU posted its 31st win and upped its winning streak to 16-games. Both are second only the 2013-14 Shockers, who won 35-straight and finished 35-1...The Shockers held Dayton to 31% shooting, and their +19 rebound margin was the program's best in 32 NCAA Tournament games... **Landry Shamet** set a WSU freshman record with his 35th start and scored a team-high 13 points... **Zach Brown** (12 points) busted loose for his first double-figure scoring game since Feb. 9... **Rashard Kelly** (11) and **Rauno Nurger** (7) set new career rebounding highs...The Shockers faced their largest deficit (5 points) in the final seconds of the first half, but Kelly's buzzer-beating three-pointer narrowed the lead to 29-27... **Scoochie Smith** hit a three with 14:02 to play to give Dayton a 38-35 edge, but the Flyers' next field goal didn't come until the 6:26-mark. Nurger's dunk with 9:12 left put the Shockers in front, 43-42, and they never trailed again. Shamet's layup and a Brown three at 5:40 gave WSU its first two-possession lead, 51-45...The Shockers were 10-of-14 at the free throw line over the final 4:00. **Conner Frankamp** connected on a three with 1:27 left to stretch the lead back to seven.

WICHITA STATE (31-4)

#	Player	fg	3pt	ft	tr	pf	tp	a	to	blk	s	min
01	BROWN, Zach	* 4-5	3-3	1-2	4	1	12	0	1	0	0	25
32	McDUFFIE, Markis	* 1-8	0-3	6-6	5	2	8	0	1	2	0	34
24	MORRIS, Shaquille	* 4-7	0-1	2-4	6	4	10	2	1	1	0	14
11	SHAMET, Landry	* 3-9	1-5	6-8	3	4	13	3	4	1	0	36
33	FRANKAMP, Conner	* 1-5	1-3	0-0	0	1	3	1	0	0	0	24
00	KELLY, Rashard	3-5	1-2	1-3	11	2	8	1	2	3	0	26
02	SMITH, Daishon	0-3	0-2	0-0	0	2	0	1	1	0	0	11
12	REAVES, Austin	0-1	0-1	2-2	1	0	2	0	1	0	0	4
20	NURGER, Rauno	2-3	0-0	0-0	7	1	4	1	2	0	0	12
21	WILLIS Jr., Darral	1-2	0-0	2-2	3	2	4	0	2	0	0	14
TEAM												
Totals.....		19-48	6-20	20-27	48	19	64	11	16	8	0	200

TOTAL FG% 1st Half: 10-28 (35.7%) 2nd Half: 10-20 (45.0%) Game: 39.6%
 3-Pt. FG% 1st Half: 2-12 (16.7%) 2nd Half: 4-8 (50.0%) Game: 30.0%
 F Throw % 1st Half: 5-6 (83.3%) 2nd Half: 15-21 (71.4%) Game: 74.1%

DAYTON (24-8)

#	Player	fg	3pt	ft	tr	pf	tp	a	to	blk	s	min
20	WILLIAMS, Xeyrius	* 1-9	0-5	1-2	6	3	3	0	0	0	1	32
25	POLLARD, Kendall	* 4-11	0-0	5-7	2	4	13	3	3	1	1	23
03	DAVIS, Kyle	* 1-1	1-1	3-4	3	6	1	0	0	0	0	33
04	COOKE, Charles	* 1-10	1-3	3-4	5	4	6	1	1	1	0	30
11	SMITH, Scoochie	* 9-17	4-10	3-3	3	2	25	4	2	1	4	37
00	CUNNINGHAM, Josh	1-3	0-0	0-0	0	2	2	0	0	0	0	7
01	DAVIS, Darrell	0-2	0-0	0-0	2	1	0	0	0	0	0	17
02	MILLER, Sam	1-4	1-3	0-0	1	1	3	0	0	0	0	10
15	CROSBY, John	0-0	0-0	0-0	1	0	0	0	0	0	0	3
33	MIKESSELL, Ryan	0-0	0-0	0-0	1	3	0	0	0	0	0	8
TEAM												
Totals.....		18-58	7-22	15-20	29	23	58	11	6	3	6	200

TOTAL FG% 1st Half: 10-29 (34.5%) 2nd Half: 8-29 (27.6%) Game: 31.0%
 3-Pt. FG% 1st Half: 5-13 (38.5%) 2nd Half: 2-9 (22.2%) Game: 31.8%
 F Throw % 1st Half: 4-6 (66.7%) 2nd Half: 11-14 (78.6%) Game: 75.0%

Officials: Randy McCall, Jeb Hartness, Bret Smith Attendance: 18,269 Largest lead-WSU by 8 2nd-00:25, UD by 5 1st-01:16. WSU led for 17:36. UD led for 14:33. Game was tied for 07:51.

2017 | SECOND ROUND (32)

Mar. 19, 2017 | Indianapolis, Ind. | Bankers Life Fieldhouse
 19/19 [10] **Wichita State**24 38 - 62
 5/5 [2] **Kentucky**26 39 - 65

No. 2 Kentucky made two key defensive stops in the final minute to escape with a 65-62 victory in an NCAA Tournament rematch that lived up to the hype...In front of a CBS audience, redshirt freshman **Landry Shamet** went toe-to-toe with Kentucky's freshmen stars and came away with a game-high 20 points... **De'Aaron Fox** and **Malik Monk** led the Wildcats with 14 points and **Bam Adebayo** added a double-double with 13 points and 10 rebounds. All three players were lottery picks in the 2017 NBA Draft... For just the second time in NCAA Tournament history, two 30-win team collided on opening weekend (the other was a 2008 Butler-Tennessee matchup)...The loss was WSU's first since Jan. 14, snapping a 16-game winning streak... Kentucky went on to defeat UCLA in the Sweet 16 in Memphis before falling 75-73 to eventual national champion North Carolina in the South Regional Final... WSU's **Shaquille Morris** scored eight of his 11 points before halftime to go with eight rebounds... Shamet scored 11

of his 20 points over the final 3:03 after the Shockers had fallen behind by seven points. His triple with 58 seconds left cut Kentucky's lead to 63-62... WSU had a chance to move in front with 14 seconds to go, but Monk blocked a **Markis McDuffie** three. Two Wildcat free throws stretched the lead to 65-62, and Shamet's potential game-tying three was blocked by Adebayo ahead of the horn.

WICHITA STATE (31-5)

#	Player	fg	3pt	ft	tr	pf	tp	a	to	blk	s	min
01	BROWN, Zach	* 3-6	2-3	1-2	8	2	9	1	4	0	0	28
32	McDUFFIE, Markis	* 2-9	1-6	0-0	4	2	5	3	0	1	1	32
24	MORRIS, Shaquille	* 5-10	0-0	1-2	8	3	11	2	2	3	0	28
11	SHAMET, Landry	* 7-14	2-7	4-5	2	4	20	2	0	0	1	34
33	FRANKAMP, Conner	* 2-8	2-6	0-0	1	0	6	0	1	0	0	25
00	KELLY, Rashard	2-7	0-0	0-0	6	2	4	2	1	0	0	22
02	SMITH, Daishon	0-0	0-0	0-0	1	0	0	0	2	0	0	6
12	REAVES, Austin	1-1	1-1	0-0	1	0	3	0	0	0	0	9
20	NURGER, Rauno	1-3	0-1	0-0	3	1	2	0	1	0	0	8
21	WILLIS Jr., Darral	1-4	0-0	0-0	1	0	2	2	0	1	0	8
TEAM												
Totals.....		24-62	8-24	6-9	38	14	62	12	11	5	2	200

TOTAL FG% 1st Half: 10-33 (30.3%) 2nd Half: 14-29 (48.3%) Game: 38.7%
 3-Pt. FG% 1st Half: 3-11 (27.3%) 2nd Half: 5-13 (38.5%) Game: 33.3%
 F Throw % 1st Half: 1-2 (50.0%) 2nd Half: 5-7 (71.4%) Game: 66.7%

KENTUCKY (31-5)

#	Player	fg	3pt	ft	tr	pf	tp	a	to	blk	s	min
03	ADEBAYO, Edrice	* 6-11	0-0	1-4	10	1	13	1	0	1	1	31
35	WILLIS, Derek	* 3-6	2-5	1-2	8	3	9	1	0	1	3	33
00	FOX, De'Aaron	* 5-13	0-1	4-6	2	3	14	1	2	0	2	31
05	MONK, Malik	* 3-10	2-5	6-6	2	1	14	4	1	2	0	29
13	BRISCOE, Isaiah	* 2-3	1-2	0-0	4	1	5	2	3	0	0	27
11	MULDER, Mychal	1-2	1-2	0-0	1	0	3	2	0	1	0	10
15	HUMPHRIES, Isaac	0-1	0-0	0-0	2	0	0	0	0	0	0	9
25	WAPKINS, Dominique	3-4	1-2	0-0	0	2	7	0	0	0	0	23
32	GABRIEL, Wenyen	0-5	0-1	0-0	2	0	0	0	0	0	0	7
TEAM												
Totals.....		23-55	7-18	12-18	36	11	65	11	7	5	6	200

TOTAL FG% 1st Half: 10-30 (33.3%) 2nd Half: 13-25 (52.0%) Game: 41.8%
 3-Pt. FG% 1st Half: 4-11 (36.4%) 2nd Half: 3-7 (42.9%) Game: 38.9%
 F Throw % 1st Half: 2-2 (100%) 2nd Half: 10-16 (62.5%) Game: 66.7%

Officials: Roger Ayers, Mike Roberts, Brian O'Connell Attendance: 18,293 Largest lead-WSU by 4 2nd-16:17, UK by 7 2nd-04:09. WSU led for 08:42. UK led for 24:50. Game was tied for 06:04.

2018 | FIRST ROUND (64)

Mar. 16, 2018 | San Diego, Calif. | Viejas Arena at Aztec Bowl
 [13] **Marshall**34 47 - 81
 5/5 [4] **Wichita State**37 38 - 75

WSU's string of first round NCAA Tournament victories ended at the hands of No. 13 seed Marshall. The Shockers had advanced in each of the five previous years... **Conner Frankamp** scored a career-high 27 points on 6-of-10 three-point shooting... **Darrel Willis Jr.** added 13 points and eight rebounds... **Shaquille Morris** finished with 12 and eight... **Rashard Kelly** (four points) grabbed 12 rebounds and dished out five assists... **Landry Shamet** tallied a team-high eight assists to go with 11 points but finished just 3-of-13 from the field... Poor shooting plagued the Shockers. Throw out Frankamp's numbers, and the rest of the team combined to hit just 2-of-19 from deep... WSU dominated the glass, 44-30, but the Herd scored 27 points off 15 Shocker turnovers, helped by 12 steals... **Jon Elmore** scored a game-high 27 points for the Thundering Herd, while **Ajdin Penava** (16), **C.J. Burks** (13) and **Jannson Williams** (10) rounded out the double-digit scorers... WSU trailed by as many as seven points with 6:00 to go in the first half before riding an 11-1 run to a 37-34 halftime lead. Frankamp and Elmore each had 14 in the opening period... The Shockers scored twice to open the second half for a 41-34 lead but were unable to extend to it. Frankamp's jumper made it a 70-69 Shocker lead with 4:54 to play... The Herd came away with points on 12 of their last 15 possessions over the final nine minutes to take control of the game.

MARSHALL (25-10)

#	Player	fg	3pt	ft	tr	pf	tp	a	to	blk	s	min
03	WILLIAMS, Jannson	f 4-6	2-3	0-0	7	1	10	1	0	0	0	35
11	PENAVA, Ajdin	f 6-9	0-2	4-4	8	5	16	0	2	3	0	27
13	WEST, Jarrod	g 3-11	2-5	1-2	4	1	9	2	2	0	4	35
14	BURKS, C.J.	g 6-16	1-3	0-1	3	1	13	2	1	0	4	36
33	ELMORE, Jon	g 6-13	4-8	11-15	4	2	27	4	3	0	2	40
21	GEORGE, Darius	1-2	0-1	0-0	1	1	2	0	1	1	0	14
23	WATSON, Rondale	2-3	0-1	0-0	0	4	2	0	0	0	2	13
TEAM												
Totals.....		28-60	9-23	16-22	30	15	81	11	9	4	12	200

TOTAL FG% 1st Half: 10-26 38.5% 2nd Half: 18-34 52.9% Game: 46.7%
 3-Pt. FG% 1st Half: 2-9 22.2% 2nd Half: 7-14 50.0% Game: 39.1%
 F Throw % 1st Half: 12-14 85.7% 2nd Half: 4-8 50.0% Game: 72.7%

WICHITA STATE (25-8)

#	Player	fg	3pt	ft	tr	pf	tp	a	to	blk	s	min
00	KELLY, Rashard	f 1-2	0-0	2-3	12	2	4	5	2	0	1	27
32	McDUFFIE, Markis	f 3-8	0-4	2-3	1	3	8	0	0	0	0	17
24	MORRIS, Shaquille	c 6-11	0-1	0-0	8	2	12	0	2	0	0	25
11	SHAMET, Landry	g 3-13	0-7	5-6	4	3	11	8	4	1	0	36
33	FRANKAMP, Conner	g 10-17	6-10	1-1	3	0	27	2	2	0	0	35
01	BROWN, Zach	0-1	0-1	0-0	3	3	0	0	1	0	0	19
12	REAVES, Austin	0-5	0-3	0-0	1	4	0	2	1	0	1	19
20	NURGER, Rauno	0-1	0-0	0-0	1	0	0	0	2	0	0	6
21	WILLIS Jr., Darral	4-7	2-3	3-4	8	1	13	0	1	0	2	20
TEAM												
Totals.....		27-65	8-29	13-17	44	18	75	17	15	1	4	200

TOTAL FG% 1st Half: 14-37 37.8% 2nd Half: 13-28 46.4% Game: 41.5%
 3-Pt. FG% 1st Half: 4-16 25.0% 2nd Half: 4-13 30.8% Game: 27.6%
 F Throw % 1st Half: 5-8 62.5% 2nd Half: 8-9 88.9% Game: 76.5%

Officials: John Higgins, Marques Pettigrew, Robert Staffen Technical fouls: Marshall-PENAVA, Ajdin. Wichita St.-None. Attendance: 10,892 Points in the paint-MAR 30, WSU 32. Points off turnovers-MAR 27, WSU 7. 2nd chance points-MAR 12, WSU 11. Fast break points-MAR 12, WSU 2. Bench points-MAR 6, WSU 13. Score tied-6 times. Lead changed-14 times. Last FG-MAR 2nd-00:34, WSU 2nd-00:46. Largest lead-MAR by 7 1st-06:27, WSU by 7 2nd-19:15. MAR led for 24:05. WSU led for 12:21. Game was tied for 03:26.

2021 | FIRST FOUR (68)

Mar. 18, 2021 | West Lafayette, Ind. | Mackey Arena
 [11] **Drake**20 33 - 53
 [11] **Wichita State**21 31 - 52

Defenses dominated a First Four matchup against one of WSU's oldest rivals... **Dexter Dennis** made a 3-pointer with 8 seconds remaining to trim Drake's lead to a point. **Joseph Yesufu** missed the front end of a 1-and-1 to give the Shockers a chance, but **Alterique Gilbert**'s long 3-pointer hit the front rim as time expired... **Morris Udeze** scored a career-high 22 points and Dennis added 13 for Wichita, which made just 11 of 22 free throws... Leading scorer **Tyson Etienne** battled foul trouble and managed just one point on 0-for-6 shooting... Drake was led by Yesufu (21), **Tremell Murphy** (11) and **Darnell Brodie** (10 pts, 9 reb)... It was the 152nd meeting between the former MVC rivals but the first since WSU's move to the American Athletic Conference four years prior... Attendance was limited because of the coronavirus pandemic... The matchup was dominated by defense — Drake shot 38% to WSU's 34%... Drake missed 10 straight shots as WSU built an early 18-6 lead but held the Shockers without a point over the final five minutes of the first half to claw within 21-20 at the intermission... Drake tied the game in the opening minute of the second half on a 3-point play by Brodie. WSU responded with a 9-0 run that included five points from Udeze... Drake again recovered and took a 46-45 lead on Brodie's reverse layup with just over 4:00 to play.

DRAKE (26-4)



THE NCAA MEN'S TOURNAMENT IN WICHITA

THE NCAA TOURNAMENT IN WICHITA

► Wichita has hosted 10 NCAA men's basketball tournaments, most recently in 2018 at INTRUST Bank Arena. COVID-19 canceled plans to host in 2021, but the tournament will return for first and second round action in 2025.

► Wichita also hosted NCAA women's first and second round action in 2011 was a regional championship site in 2022.

► INTRUST Bank Arena's predecessor, the Kansas Coliseum, played host to six NCAA Tournament games in 1994.

► Between 1956 and 1981 Wichita State's Levitt Arena was the site of 22 games, spanning eight different tournaments (1956, 64, 66, 68, 71, 73, 78, 81).

► The Sunflower State's three Division I programs have all fared well in Wichita. Kansas (6-0, 1971, 1981 & 2018), Kansas State (2-2, 1964 & 1968) and Wichita State (3-1, 1964 & 81) have gone a combined 11-3 over the years.

► Wichita has helped launch seven NCAA Final Four runs, including a pair of them during the 2018 tournament (Michigan & Kansas). SMU (1956) and UTEP (1966) each won first round games in Wichita to begin the postseason, while Kansas State (1964), Houston (1968) and Kansas (1971) claimed Midwest Regional titles at the Roundhouse.

1956 WEST SUB-REGIONAL

March 13 | WU Fieldhouse (now Charles Koch Arena)

First Rd. (25) SMU 68, Texas Tech 67
First Rd. (25) Oklahoma City 97, Memphis 81

► Less than four months after its grand opening, Wichita's Charles Koch Arena (then known as WU Fieldhouse) played host to two first round games, with winners advancing to the West Regional in Lawrence, Kan.

► **Jim Krebs** (who would earn consensus first team All-American honors the following year) scored a team-high 22 points for SMU, which trailed by four points with 6:54 to go. Krebs delivered three straight buckets to turn the tide.

► Heavily-favored Oklahoma City trailed by eight at halftime but erupted for 64 second-half points to leave Memphis in the dust.

► SMU and Oklahoma City both won regional semifinal games in Lawrence, Kan. and squared off in the final (an 84-63 SMU victory).

1964 MIDWEST REGIONAL

March 13-14 | WU Fieldhouse (now Charles Koch Arena)

Semifinals (16) Wichita St. 84, Creighton 68
Semifinals (16) Kansas St. 64, Texas Western (UTEP) 60
Consolation Texas Western (UTEP) 63, Creighton 52
Final (8) Kansas St. 94, Wichita St. 86

► Playing on its home floor, Wichita State (in its final year as the University of Wichita) claimed its first-ever NCAA Tournament win. A head-to-head battle of All-Americans between Wichita's **Dave Stallworth** (22 points, 23 rebounds) and Creighton's **Paul Silas** (22 points, 17 rebounds) lived up to its billing, but the Shockers were the better team overall, winning 84-68.

► Kansas State spoiled the weekend for Wichita fans. After a 64-60 win over UTEP in the other semifinal, the Wildcats defeated the host Shockers the following evening in the Midwest Regional Final, 94-86, to advance to the Final Four.

1966 MIDWEST & WEST SUB-REGIONALS

March 7 | WSU Fieldhouse (now Charles Koch Arena)

First Rd. (25) Texas Western (UTEP) 89, Oklahoma City 74
First Rd. (25) Houston 82, Colorado St. 76

► Wichita has served as a launching pad for five Final Four teams, most notably Texas Western (now UTEP), which began its 1966 national title run under coach **Don Haskins** with a first-round win over Oklahoma City at the Roundhouse.

► **Bobby Joe Hill** (24 points) and **David Lattin** (20 points, 15 rebounds) led the way for the Miners.

► The team became the first with an all-black starting lineup to capture an NCAA title, later inspiring the 2006 film *Glory Road*.

► Sophomore center and future NBA legend, **Elvin Hayes** made the first of two NCAA Tournament appearances in Wichita, finishing with 18 points and 12 rebounds in Houston's win over Colorado State.

1968 MIDWEST REGIONAL

March 15-16 | WSU Fieldhouse (now Charles Koch Arena)

Semifinals (16) Houston 91, Louisville 75
Semifinals (16) TCU 77, Kansas St. 72
Consolation Louisville 93, Kansas St. 63
Final (8) Houston 103, TCU 68

► In a semifinal clash of Future NBA Hall of Famers, Houston senior **Elvin Hayes** (35 points, 24 rebounds) got the better of Louisville and **Wes Unseld** (23 points, 22 rebounds) to lead a 91-75 Cougar victory.

► The following evening, Hayes gashed TCU for 39 points (still the highest individual output in an NCAA Tournament game in Wichita) to send Houston to the Final Four. A year later, Hayes won an NBA scoring title and made the first of his 12 All-Star appearances. In 1996, he was named to the NBA's 50th Anniversary Team.

1971 MIDWEST REGIONAL

March 18, 20 | Levitt Arena (now Charles Koch Arena)

Semifinals (16) Kansas 78, Houston 77
Semifinals (16) Drake 79, Notre Dame 72
Consolation Houston 119, Notre Dame 106
Final (8) Kansas 73, Drake 71

► KU punched its own Final Four ticket from Wichita in 1971 with a pair of wins. The Jayhawks overcame a 12-point deficit in the final to defeat Drake, 73-71. KU took the lead for good on a free throw with 17 seconds to play.

► **Dave Robisch** stole the show with 29 points, 16 rebounds, six blocks and four steals in KU's semifinal game against Houston. He hit seven-consecutive free throws in the last two minutes, and the Jayhawks needed every last one of them to win 78-77.

1973 MIDWEST SUB-REGIONAL

March 10 | Levitt Arena (now Charles Koch Arena)

First Rd. (25) South Carolina 78, Texas Tech 70
First Rd. (25) La.-Lafayette 102, Houston 89

► **Bo Lamar** thrilled the Wichita crowd with 35 points to lead tiny Southwest Louisiana (now Louisiana Lafayette) to a wild 102-89 victory over Houston. Lamar, a two-time All-American, finished with over 2,900 career points in just three seasons, which would rank among the NCAA's all-time leaders. However, his contributions were later scrubbed from the record book due to recruiting violations.

1978 MIDWEST SUB-REGIONAL

March 12 | Levitt Arena (now Charles Koch Arena)

First Rd. (32) Utah 86, Missouri 79 (2ot)
First Rd. (32) DePaul 80, Creighton 78

► Fourth-ranked DePaul trailed Creighton 43-23 late in the first half but rallied for a remarkable 80-78 victory in the 1978 first round. The Blue Demons slashed the lead to 14 by halftime and took the lead near the six-minute mark of the second half. In the first game of the evening, Utah edged Missouri in double-overtime, 86-79.

1981 MIDWEST SUB-REGIONAL

March 13, 15 | Levitt Arena (now Charles Koch Arena)

First Rd. (48) (6) Wichita St. 95, (11) Southern 70
First Rd. (48) (7) Kansas 69, (10) Ole Miss 66
Second Rd. (32) (6) Wichita St. 60, (3) Iowa 56
Second Rd. (32) (7) Kansas 88, (2) Arizona St. 71

► WSU and Kansas both won first and second round games at Levitt Arena in the 1981 tournament to set up their famous Battle of New

Orleans matchup. The Shockers' victory over Iowa is regarded as one of the most memorable moments in the arena's six decades, as WSU rallied from down 15 early in the second half. Tied at 56 with less than five seconds to go, Iowa called a timeout that it didn't have, and **Randy Smithson** drilled the game-winning free throws for the Shockers.

► KU's 1981 second round upset of Arizona State was also memorable. The third-ranked Sun Devils boasted a lineup of four upperclassmen (**Fat Lever**, **Byron Scott**, **Alton Lister** and **Sam Williams**) who would play a combined 35 seasons in the NBA, but **Tony Guy**'s 36 points helped the Jayhawks pull away early for an 88-71 victory.

1994 MIDWEST SUB-REGIONAL

March 17, 19 | Kansas Coliseum

First Rd. (64) (6) Texas 91, (11) Western Ky. 77
First Rd. (64) (3) Michigan 78, (14) Pepperdine 74
First Rd. (64) (10) Maryland 74, (7) Saint Louis 66
First Rd. (64) (2) UMass 78, (15) Texas St. 60
Second Rd. (32) (3) Michigan 84, (6) Texas 79
Second Rd. (32) (10) Maryland 95, (2) UMass 87

► Michigan's famed Fab Five (minus **Chris Webber**, who has already turned pro) headlined a group of eight teams. Six-foot-nine **Juwan Howard** averaged 31.0 points in two Wolverine wins. His bucket with 19 seconds to play helped a scrambling Michigan force overtime in its opener against Pepperdine

► Meanwhile, despite 32 points from **Marcus Camby**, coach **John Calipari**'s second-seeded UMass team fell victim to 10th-seeded Maryland in the second round.

► Maryland freshman **Joe Smith** averaged 25.5 points in the Terps' wins. A year later, Golden State made Smith the No. 1 overall pick in the draft, launching a 16-year NBA career.

2018 FIRST & SECOND ROUNDS

March 15, 17 | INTRUST Bank Arena

First Round (64) (1) Kansas 76, (16) Penn 60
First Round (64) (8) Seton Hall 94, (9) NC State 83
First Round (64) (6) Houston 67, (11) San Diego St. 65
First Round (64) (3) Michigan 61, (14) Montana 47
Second Round (32) (1) Kansas 83, (8) Seton Hall 79
Second Round (32) (3) Michigan 64, (6) Houston 63

► Basketball fever swept through Wichita (which played host for the first time since 1994). Tickets for all three sessions sold out months in advance, and more than 13,000 fans turned out to watch free open practice sessions on the even of the tournament.

► In its first Wichita appearance since 1992, No. 1 seed Kansas swept through Penn and Seton Hall to advance to the Sweet 16.

► No. 3 seed Michigan defeated Montana in the first round, then stunned No. 6 Houston two nights later, 64-63, on freshman Jordan Poole's three-point buzzer beater.

► Seton Hall's Angel Delgado (24 points and arena-record 23 rebounds) recorded only the fifth 20-20 game in the NCAA Tournament's modern era (1979-Present), joining UNC's Tyler Zeller (2012), Wake Forest's Tim Duncan (1997), Maryland's Joe Smith (1995) and Houston's Hakeem Olajuwon (1983).

► NC State's Allerk Freeman briefly held the arena scoring record after putting up 36 points in a first-round loss to Seton Hall. Less than four hours later, Houston's Rob Gray topped it with 39 in a 67-65 win over San Diego State. Gray also supplied the game winner, splitting three Aztec defenders for an acrobatic layup with less than a second to go.

► Fans won't have to wait long for another dose of March Madness. Wichita State has already been awarded First and Second Round games in the 2025 NCAA Tournament.



SHOCKER

GAME RECORDS

Team Scoring Records (100 pts, Margin, etc.)	135
Single-Half.....	136
Overtime Games	136
Comebacks.....	136
Team Single-Game.....	137-138
Buzzer Beaters	139
30-Point/20-Rebounds/20-20 Clubs	140
Individual Single-Game	141



TEAM GAME RECORDS

100-POINT GAMES (by Date)

Wichita State vs.	Date	Result
100 Creighton	12/5/1951	W 100-63
100 Creighton	12/17/1953	W 100-87
102 at Fort Hays St.	1/21/1954	W 102-50
109 at Saint Louis	2/18/1956	2ot W 109-103
101 UCLA	12/19/1959	L 101-106
105 at North Texas	2/6/1962	W 105-75
101 Oklahoma City	2/17/1962	W 101-84
110 North Texas	3/1/1962	W 110-69
100 Marquette	2/1/1964	W 100-63
114 Long Beach St.	12/5/1964	ot W 114-78
109 vs. Pittsburgh	12/26/1964	W 109-58
107 North Texas	1/2/1965	W 107-88
100 New Mexico St.	12/4/1965	W 103-67
103 Michigan	12/8/1965	W 100-94
105 Texas Tech	12/18/1965	W 105-84
111 North Texas	1/31/1966	W 111-70
102 Louisville	2/12/1966	W 102-87
112 at North Texas	3/3/1966	W 112-79
123 Utah St.	12/23/1966	W 123-106
122 Arizona St.	12/11/1967	W 122-105
112 Bradley	2/15/1968	W 112-97
100 Utah	12/21/1968	W 100-92
100 at North Texas	2/25/1969	L 100-102
103 West Texas St.	3/4/1972	W 103-73
103 West Texas St.	2/8/1973	W 103-61
100 at Loyola Chicago	2/24/1973	W 100-89
107 UW-Milwaukee	12/1/1975	W 107-65
109 Morningside	12/6/1975	W 109-66
104 South Dakota St.	12/21/1977	W 104-83
102 at Tulsa	1/16/1978	W 102-84
104 Texas-Arlington	12/18/1978	W 104-72
118 North Dakota St.	12/20/1978	W 118-77
109 at Drake	1/16/1979	L 109-114
125 Drake	2/15/1979	W 125-96
117 at Drake	2/18/1980	W 117-104
101 Abilene Christian	11/28/1980	W 101-60
105 Hardin-Simmons	12/1/1980	W 105-46
100 West Texas St.	1/12/1981	W 100-85
100 District of Columbia	12/4/1981	W 100-75
118 UTRGV	12/19/1981	W 118-65
106 West Texas St.	2/23/1982	W 106-89
100 at So. Illinois	1/29/1983	W 100-78
101 New Mexico St.	2/3/1983	W 101-80
111 Indiana St.	2/12/1983	W 111-96
109 So. Illinois	3/5/1983	W 109-83
107 Southern Illinois	3/6/1984	W 107-77
116 Bradley	2/1/1988	W 116-92
102 Indiana St.	2/6/1988	W 102-70
101 at Colgate	12/2/1989	W 101-87
108 Ball State	2/27/1992	W 108-76
102 Texas-Arlington	11/28/2001	W 102-89
102 Western Carolina	12/21/2001	W 102-73
102 Md.-Eastern Shore	12/17/2006	W 102-46
102 Newman	12/19/2011	W 102-53
105 Newman	11/23/2014	W 105-57
116 Md.-Eastern Shore	11/20/2016	W 116-79
100 Bradley	1/1/2017	W 100-66
109 Evansville	2/21/2017	W 109-83
109 UMKC	11/10/2017	W 109-57
112 Savannah St.	11/28/2017	W 112-66
103 UT Martin	11/16/2019	W 103-62
102 Prairie View A&M	12/22/2021	W 102-66

Opponents	Date	Result
103 at Saint Louis**	2/18/1956	2ot W 109-103
105 at Cincinnati**	1/25/1958	L 81-105
103 at Utah	12/11/1959	L 80-103
106 Cal St.-Los Angeles	12/19/1959	L 101-106
101 at Drake**	2/18/1961	L 88-101
108 vs. UCLA (NCAA)	3/19/1965	L 89-108
118 vs. Princeton (NCAA)	3/20/1965	L 82-118
101 at Saint Louis**	2/5/1966	L 78-101
103 at Michigan St.	12/10/1966	L 68-103
106 Utah St.	12/23/1966	W 123-106
120 at UCLA	12/8/1967	L 86-120
105 Arizona St.	12/11/1967	W 122-105
106 at Utah	12/14/1967	L 91-106
102 at Utah St.	12/16/1967	L 83-102
104 at Bradley**	1/4/1968	L 92-104
101 at Loyola (Chicago)	12/31/1968	L 89-101
120 Drake**	2/20/1969	L 94-120
102 at North Texas**	2/25/1969	L 100-102
108 at New Mexico St.**	12/4/1969	L 76-108
108 at Tulsa**	3/2/1970	L 92-108
101 vs. Montana St.	12/30/1970	L 89-101
102 Memphis**	2/24/1972	L 98-108
102 Washington	12/15/1972	L 68-102
102 vs. Texas A&M	1/5/1973	L 86-102
108 at Bradley**	1/31/1974	L 73-108
106 at Louisville**	2/19/1974	L 90-106
111 at UNLV	1/9/1979	L 89-111
114 at Drake**	1/16/1979	ot L 109-114
109 at Indiana St.**	2/25/1979	L 84-109
104 at Drake**	2/18/1980	W 117-104
105 at Tulsa**	2/18/1984	L 97-105
103 at Creighton**	2/17/1990	2ot L 95-103
103 at Kansas	1/6/1993	L 54-103
109 at Drake**	2/28/1994	L 67-109

MARGIN OF VICTORY

= Non-Division I Opponent * = Conference Game

All-Time

68	# Sterling	3/6/1907	99-31
59	Hardin Simmons	12/1/1980	105-46
56	Md.-Eastern Shore	12/17/2006	102-46
53	UTRGV	12/19/1981	118-65
52	# Friends at Fort Hays St.	2/13/1943	74-22
	UMKC	1/21/1954	102-50
		11/10/2017	109-57
51	vs. Pittsburg	12/26/1965	109-58
	# Sterling	1/13/1920	69-18
50	Chicago St.	12/14/2011	94-44
49	# Newman	12/19/2011	102-53
48	# Newman	11/23/2014	105-57
47	* North Texas	2/2/1961	105-58
46	South Carolina St.	11/11/2016	85-39
	Savannah St.	11/28/2017	112-66
43	# Morningside	12/6/1975	109-66
	* Southern Illinois	1/21/2012	85-42
	* Emporia St.	11/9/2013	93-50
	* Missouri St.	2/7/2015	78-35

American Athletic Conference Game (2017-18 to Pr.)

38	* South Florida	1/7/2018	95-57
35	* at ECU	1/11/2018	95-60

True Road Game (Division I Opponents Only)

39	* at Bradley	12/28/2011	90-51
35	* at ECU	1/11/2018	95-60
34	at Portland	12/7/1953	97-63
33	* at North Texas	3/3/1966	112-79
	* at Indiana St.	2/21/2016	84-51
30	* at North Texas	2/6/1962	105-75

MARGIN OF DEFEAT

= Non-Division I Opponent * = MVC game ^ = AAC game

All-Time

-72	at Ottawa	2/19/1913	8-80
-63	McPherson	1/30/1913	25-88
-58	at Emporia St.	2/12/1917	13-71

Modern Era (1945-Pr.)

-49	at Kansas	1/6/1993	54-103
-47	at Utah	12/22/1990	48-95
-42	* at Drake	2/28/1994	67-109
-38	* at Oklahoma St.	1/26/1948	22-60
-37	* Tulsa	2/23/1994	52-89
-36	vs. Princeton (NCAA)	3/20/1965	82-118
-35	12/10/1966	68-103	
	Loyola Chicago	12/30/1969	57-92
	* at Bradley	1/31/1974	73-108
	* Southern Ill.	2/1/2003	59-94

American Athletic Conference Game (2017-18 to Pr.)

-33	* at Houston	2/9/2020	43-76
-24	* at Memphis	2/27/2022	57-81
-20	* at UConn	1/26/2019	60-80
-20	* at Memphis	1/21/2021	52-72

At The Roundhouse (1955-Pr.)

-37	* Tulsa	2/23/1994	52-89
-35	Loyola Chicago	12/30/1969	57-92
	* Southern Ill.	2/1/2003	59-94
-34	Washington	12/15/1972	68-102
-30	Kansas	1/8/1992	51-81

MISC. TEAM SCORING

Most Points Scored (All-Time)

125	Drake	2/15/1979	W 125-96
123	Utah St.	12/23/1966	W 123-106
122	Arizona St.	12/11/1967	W 122-105
118	UTRGV	12/19/1981	W 118-65
	North Dakota St.	12/20/1978	W 118-77
117	at Drake	2/18/1980	W 117-104
116	Bradley	2/1/1988	W 116-92
	Md.-Eastern Shore	11/20/2016	W 116-79
114	Long Beach St.	12/5/1964	W 114-78
112	Bradley	2/15/1968	W 112-97
	at North Texas	3/3/1966	W 112-79
	Savannah St.	11/28/2017	W 112-66
111	North Texas	1/31/1966	W 111-70
	Indiana St.	2/12/1983	W 111-96
110	North Texas	3/1/1962	W 110-69

Fewest Points Scored (All-Time)

5	at Ottawa	2/15/1917	L 5-36
8	at McPherson	1/15/1913	L 8-64
	at Ottawa	2/19/1913	L 8-80

Fewest Points Scored (Shot Clock Era, 1985-Pr.)

36	Utah	12/21/1991	L 36-58
38	at Missouri St.	2/2/1991	L 38-63
40	Missouri St.	2/15/1993	L 40-49
	at Tulsa	12/6/1997	L 40-50
41	at Missouri St.	12/18/1993	L 41-58
	at USF	1/22/2019	L 41-54

Fewest Points in a Win (Shot Clock Era, 1985-Pr.)

45	West Texas A&M	2/16/1986	W 45-38
46	Missouri St.	1/10/1995	W 46-45
51	Evansville	1/25/2009	W 51-50
53	at Illinois St.	2/20/1986	W 53-49
	Drake	1/4/1999	W 53-39
	Centenary	2/8/2000	W 53-40
	at VCU	11/13/2012	W 53-51
	Alabama	12/16/2014	W 53-52

Fewest Points Allowed (All-Time)

6	at Emporia St.	1/21/1920	W 41-6
9	Ottawa (KS)	2/20/1993	W 43-9
10	3 times, Last: 2/21/1945		

Fewest Points Allowed (Shot Clock Era*)

35	Missouri St.	2/7/2015	W 78-35
37	vs. Cal Poly	3/21/2014	W 64-37
38	West Texas A&M	2/15/1986	W 45-38
	Indiana St.	2/3/1990	W 60-38
	Drake	1/1/2010	W 61-38
39	Rider	11/25/1991	W 78-39
	Drake	1/4/1999	W 53-39
	Bradley	1/26/2013	W 70-39
	South Carolina St.	11/11/2016	W 85-39

Most Points Allowed

120	at UCLA	12/8/1967	L 86-120
120	Drake	2/20/1969	L 94-120
118	vs. Princeton	3/20/1965	L 82-118
114	at Drake	1/16/1979	ot L 109-114
111	at UNLV	1/9/1979	L 89-111

Most Combined Points

229	Utah St.	12/23/1966	W 123-106
227	Arizona St.	12/11/1967	W 122-105
223	at Drake	1/16/1979	ot L 109-114

Fewest Combined Points (Shot Clock Era*)

83	West Texas A&M	2/16/1986	W 45-38
89	Missouri St.	2/15/1993	L 40-49
90	at Tulsa	12/6/1997	L 40-50

Most Points by Non-Starters (since 1970)

68	Savannah St.	11/28/2017	W 112-66
64	Md.-Eastern Shore	11/20/2016	W 116-79
61	So. Nazarene	11/29/2016	W 87-57
57	vs. Michigan St.	11/25/2016	L 72-77
56	North Dakota St.	12/20/1978	W 118-77
	UT Martin	11/16/2019	W 103-62
54	Drake	2/15/1979	W 125-96
	South Carolina St.	11/11/2016	W 85-39
	vs. Texas A&M	1/5/1973	L 86-102
	Evansville	12/29/2010	W 91-57
52	Radford	2/29/1988	W 98-75
	at Indiana St.	2/23/1989	W 84-69
	Chicago St.	12/14/2012	W 94-44
	Tulsa	11/16/2016	W 80-53
51	Charleston So.	11/13/2015	W 88-63
	at ECU	1/11/2018	W 95-60
	Tulsa	1/28/2018	W 81-62
50	UCF	1/25/2018	W 90-71

Fewest Points by Non-Starters (since 1980)

0	Tulsa	2/2/1984	W 66-64
0	West Texas St.	2/25/1984	W 61-59
0	Oregon	2/23/1984	W 63-58
0	Indiana St.	1/16/1985	W 84-80
0	Gonzaga	12/29/1994	ot W 54-53
0	at Illinois St.	1/21/1995	L 69-73
0	at Evansville	2/27/1995	L 73-81

Highest % of Points by Non-Starters (1980-Pr.)

79.2%	vs. Michigan St.	11/25/2016	57 W, 72-77
70.1%	So. Nazarene	11/29/2016	61 W, 87-57
69.8%	Centenary	2/8/2000	37 W, 53-40
68.5%	at West Texas St.	2/1/1986	37 L, 54-64
67.2%	vs. Iowa	11/4/2015	41 L, 61-84
65.5%	at Missouri St.	1/14/2009	36 L, 55-68
65.0%	Tulsa	11/16/2016	52 W, 80-53

Points in the Paint (2002-Pr.)

58	at Davidson	2/18/2012	W 91-74
56	Southern Illinois	11/21/2012	W 85-42
52	Newman	12/19/2011	W 102-53
	Savannah St.	11/28/2017	W 112-66
50	DePaul	11/25/2013	W 90-72
	Missouri St.	2/18/2016	W 99-68
	East Carolina	1/11/2018	W 95-60
	New Mexico St.	11/14/2014	W 71-54



TEAM GAME RECORDS

SINGLE-HALF SCORING

= Non-Division I Opponent ** = MVC game * = AAC

Most Points / Half

	1st	2nd
70 UTRGV	12/19/1981	70-32 48-33
69 Utah St.	12/23/1966	54-46 69-60
68 Oklahoma City	3/2/1961	28-34 68-52
67 Bradley **	2/1/1988	49-49 67-43
#Newman	11/23/2014	67-33 38-24
66 Arizona St.	12/11/1967	56-54 66-51
at Drake **	2/18/1980	51-55 66-49
62 #Abilene Christian	11/28/1980	62-37 39-23
Md.-Eastern Shore	11/20/2016	62-37 54-42
UMKC	11/10/2017	62-23 47-34
61 #North Dakota St.	12/20/1978	61-38 57-39
So. Illinois **	3/6/1984	46-26 61-51
at Drake **	2/18/1985	34-32 61-45
Evansville **	2/21/2017	48-32 61-51
60 Texas-Arlington	12/18/1978	44-37 60-35

Most Points Allowed / Half (1970-Pr.)

	1st	2nd
68 Drake **	2/20/1969	43-52 51-68
67 at Tulsa **	1/16/1982	38-32 50-67
65 at UNLV	1/9/1979	47-46 42-65
62 Texas Tech	12/19/2009	35-21 50-62
61 at Bradley **	1/31/1974	33-61 40-47
at Indiana St. **	2/25/1979	42-48 42-61
59 Memphis **	2/24/1972	46-59 52-49
58 Drake **	2/15/1979	59-38 66-58
57 at Bradley **	1/11/2006	39-19 47-57
at Drake **	2/28/1994	34-57 33-52

Fewest Points / Half (Shot Clock Era)

	1st	2nd
10 Missouri St.	2/15/1993	10-23 30-26
11 Bradley **	1/19/1980	40-29 11-28
vs. Bradley (c)	3/5/1994	11-20 33-32
12 at Tulsa	6/16/1997	11-17 29-33
12 at Missouri St.	2/2/1991	12-28 26-35
13 Utah	12/21/1991	23-24 13-34
14 at Kansas St.	12/8/1998	14-35 33-29

Fewest Pts Allowed/ Half (Shot Clock Era)

	1st	2nd
9 Saint Louis	12/6/2016	36-9 39-36
12 Centenary	2/8/2000	23-28 30-12
13 SMU	11/30/1996	30-13 32-31
Cal Poly	3/21/2014	32-13 32-24
Missouri St. **	2/7/2015	37-13 41-22
#Emporia St.	11/21/2015	38-13 38-41
14 Bradley **	1/13/1982	26-28 21-14
Alabama A&M	12/13/2010	38-35 33-14

Largest Halftime Lead (1970-Pr.)

	Half	Final
39 UMKC	11/10/2017	62-23 109-57
38 Hardin-Simmons	12/1/1980	58-20 105-46
UTRGV	12/19/1981	70-32 118-65
34 #Newman	11/23/2014	67-33 105-57
31 USF *	1/7/2018	51-20 95-57
30 Drake **	1/4/2017	51-21 90-65
Tulane *	2/16/2020	50-20 82-57
29 Chicago St.	12/14/2011	53-24 94-44
Baylor	12/1/2018	44-15 71-63
28 #Abilene Christian	1/2/1986	49-21 78-50
Oral Roberts	1/6/1988	51-23 94-72
Rider	11/25/1991	43-15 78-39
Md. Eastern Shore	12/17/2006	50-22 102-46
Charleston So.	11/13/2011	45-17 85-57
#Newman	12/30/2020	46-18 81-43

Largest Road Halftime Lead (1970-Pr.)

	Half	Final
27 at Evansville **	1/17/2005	42-15 81-65
at Bradley **	1/3/2016	48-24 85-58
23 at Drake **	2/9/2016	44-21 74-48
22 at ECU *	1/11/2018	45-23 95-60
21 at ECU *	1/29/2023	49-28 85-72
20 at Bradley **	1/11/2006	39-19 86-76
at Bradley **	1/14/2004	41-21 66-53

Largest Halftime Deficit (1970-Pr.)

	1st	2nd
33 at Xavier	12/30/1992	22-55 54-88
28 at Bradley	1/31/1974	33-61 73-108
vs. Georgia	11/23/1990	15-43 58-89
26 at Indiana St. **	1/20/1994	27-53 73-87
23 Tulsa **	2/23/1994	21-44 51-89
at Drake **	2/28/1994	34-57 67-109
at Kansas	1/23/1991	20-43 50-84
22 Kansas	1/4/1990	30-52 66-93
at Indiana St. **	1/7/1999	31-53 57-91
at Creighton **	1/15/1991	15-37 56-79
at Memphis *	2/27/2022	17-39 57-81
at Michigan (NIT)	3/15/1984	28-49 70-94
at Kansas St.	12/8/1998	14-35 47-64
Bradley **	1/26/2008	21-42 54-63
20 7x, Last: at Houston	2/9/2020	18-38 43-76

OVERTIME GAMES

#	W-L (Pct.)	--Streak	Last Time
Total	140	63-77 (.450)	--Won 1 Feb. 12, 2023
Home	69	37-32 (.536)	--Won 1 Feb. 12, 2023
Away	63	23-40 (.365)	--Won 3 Dec. 22, 2020
Neutral	7	3-5 (.375)	--Lost 3 Nov. 19, 2021

Date	Opponent	Result
2/16/1912	at Bethany	L 27-31
2/17/1916	at Ottawa	L 30-36
2/21/1919	Col. of Emporia	L 28-31
2/16/1912	at Bethany	L 27-31
2/17/1916	at Ottawa	L 30-36
2/21/1919	Col. of Emporia	L 28-31
1/15/1931	at Tulsa	W 28-26
2/27/1932	Emporia St.	W 40-38
12/28/1934	at Oklahoma City	L 46-52
3/3/1936	Phillips	L 32-33
12/23/1936	Drake	W 42-38
1/14/1938	Fort Hays St.	W 39-38
2/19/1938	Emporia St.	L 51-53
2/18/1939	at Fort Hays St.	L 31-38
2/20/1942	at Washburn	L 35-36
1/14/1947	Southwestern (KS)	L 41-43
12/18/1947	at Culver-Stockton	W 45-43
1/17/1948	Tulsa **	L 44-45
12/20/1948	at Regis	W 42-40
1/14/1950	Detroit **	L 52-53
1/5/1953	at Detroit **	L 62-64
1/4/1954	at Detroit **	W 77-75
12/19/1955	TCU	W 79-69
2/18/1956	at Saint Louis **	2ot W 109-103
2/28/1956	at Oklahoma St. **	L 62-65
3/21/1957	Oklahoma St. **	L 63-69
2/7/1959	Memphis	W 95-92
12/27/1961	vs. Texas A&M	W 71-69
12/3/1962	at Colorado	L 69-79
12/15/1962	at BYU	2ot W 91-89
12/17/1962	Arizona St.	W 92-90
1/15/1963	at Tulsa **	2ot L 83-85
2/15/1964	at Cincinnati **	W 59-58
1/29/1965	at Loyola (IL)	L 92-93
3/6/1965	Drake **	W 76-74
1/22/1966	at Drake **	L 72-79
3/5/1966	at Tulsa **	2ot W 81-79
1/14/1966	vs. NYU (NIT)	L 84-90
1/7/1967	at Saint Louis **	W 70-68
1/17/1967	Drake **	W 91-85
2/10/1968	Louisville **	L 91-93
12/10/1968	at Nebraska	3ot L 92-94
2/6/1969	Bradley **	L 85-87
3/3/1969	Tulsa **	W 95-87
12/6/1969	Nebraska	L 79-81
2/19/1970	Drake **	L 83-90
2/20/1971	at Louisville **	L 97-98
2/25/1971	Saint Louis **	L 72-73
12/22/1971	Kansas St.	W 69-66
12/29/1972	at Cleveland St.	3ot L 72-76
1/13/1973	Louisville **	2ot L 75-78
2/17/1973	North Texas **	W 73-71
2/24/1973	at Loyola (IL)	W 100-89
12/1/1973	at Washington	W 87-79
3/2/1974	at North Texas	L 83-89
1/26/1976	Cincinnati	L 85-92
2/28/1976	Louisville	W 78-74
12/3/1977	at Long Beach St.	L 94-95
2/5/1977	So. Illinois **	2ot W 90-91
1/26/1978	Indiana St. **	W 74-70
12/2/1978	vs. San Jose St.	L 80-82
1/4/1979	at Creighton **	W 94-88
1/13/1979	at Tulsa **	W 94-93
1/16/1979	at Drake **	L 109-114
1/21/1980	Creighton **	W 81-77
1/31/1980	at W. Texas A&M **	L 79-87
1/15/1981	New Mexico St. **	W 74-68
2/16/1981	Tulsa **	2ot L 72-74
12/11/1982	at UAB	W 89-88
3/3/1983	at Bradley **	2ot W 97-96
12/8/1983	at Pepperdine	L 66-67
1/21/1984	at So. Illinois **	2ot L 79-84
1/12/1985	at Illinois St. **	L 80-86
11/27/1985	Oregon St.	W 66-63
3/1/1986	Creighton **	2ot W 69-64
12/6/1986	Fordham	2ot L 88-91
2/14/1987	at Bradley **	L 78-79
3/4/1987	at Tulsa (MVC)	W 79-74
12/3/1987	Purdue	L 78-80
12/5/1987	at George Mason	L 93-94
12/7/1987	at Hartford	L 62-69
2/27/1988	at Tulsa **	2ot W 79-77
1/16/1989	Creighton **	L 80-81
2/19/1989	Kansas St.	L 71-73
1/27/1990	at Illinois St. **	L 66-71
2/17/1990	at Creighton **	2ot L 95-103
12/4/1990	Alabama	W 74-71
12/15/1990	Missouri St. **	L 62-64
1/18/1993	at UNI **	L 72-74
1/30/1993	Tulsa **	W 77-76
12/29/1993	Monmouth	W 65-59
1/29/1994	Illinois St. **	2ot W 87-85

2/2/1994	Drake **	W	83-79
12/29/1994	Gonzaga	W	54-53
12/30/1994	The Citadel	W	64-62
2/4/1995	Illinois St. **	L	82-83
11/24/1995	vs. Utah St.	2ot W	63-61
1/13/1996	Drake **	L	55-64
1/7/1997	Bradley **	W	64-59
2/22/1997	at Missouri St. **	L	62-70
12/10/1997	Kansas St.	L	83-90
12/28/1997	William & Mary	W	76-74
1/3/1998	at Cleveland St.	L	63-64
1/27/1998	Creighton **	L	72-75
1/18/1999	Missouri St. **	2ot W	94-88
2/27/1999	vs. UNI (MVC)	W	74-72
1/17/2001	So. Illinois **	L	72-80
2/21/2001	at So. Illinois **	2ot L	62-68
2/3/2002	Indiana St. **	W	87-84
2/12/2002	at No. Iowa **	L	75-83
2/23/2002	at Evansville **	L	81-83
3/19/2004	Florida St. (NIT)	2ot L	65-76
12/30/2005	Bradley **	W	69-67
2/4/2006	So. Illinois **	2ot W	71-63
2/14/2006	Creighton **	W	62-61
1/29/2008	Missouri St. **	W	70-62
2/13/2008	at UNI **	L	75-77
2/16/2008	So. Illinois **	L	67-74
2/19/2008	at Indiana St. **	L	73-83
2/17/2010	Evansville **	W	76-70
1/22/2011	Indiana St. **	3ot W	93-83
3/20/2011	at Va. Tech (NIT)	W	79-76
11/20/2011	vs. Temple	L	74-78
1/28/2012	at Drake **	3ot L	86-93
1/11/2014	at Missouri St. **	W	72-69
12/3/2014	at Utah	L	68-69
12/23/2014	at Hawaii	W	80-79
12/19/2015	at Seton Hall	L	76-80
3/5/2016	vs. UNI (MVC)	L	52-57
2/1/2018	at Temple *	L	79-81
3/1/2018	at UCF *	W	75-71
1/6/2019	Temple *	L	81-85
1/12/2020	at UConn *	2ot W	89-86
12/22/2020	at South Florida *	W	82-77
1/30/2021	UCF	W	93-88
11/19/2021	vs. Arizona	L	78-82
2/20/2022	Houston *	2ot L	74-76
11/29/2022	Missouri	L	84-88
1/25/2023	Tulane *	L	90-95
2/12/2023	SMU *	2ot W	91-89

** = MVC ** = AAC c = Conference Tourey n = NIT

DOUBLE OVERTIME GAMES

Date	Opponent	Result
2/18/1956	** at Saint Louis	W 109-103
12/15/1962	at BYU	W 91-89
1/15/1963	** at Tulsa	L 83-85
3/5/1966	** Tulsa **	W 81-79
12/10/1968	at Nebraska	3ot L 92-94
12/29/1972	at Cleveland St.	3ot L 72-76
1/13/1973	** Louisville	L 75-78
2/17/1973	North Texas **	W 73-71
2/24/1973	at Loyola (IL)	W 100-89
12/1/1973	at Washington	W 87-79
3/2/1974	at North Texas	L 83-89
1/26/1976	Cincinnati	L 85-92
2/28/1976	Louisville	W 78-74
12/3/1977	at Long Beach St.	L 94-95
2/5/1977	So. Illinois **	2ot W 90-91
1/26/1978	Indiana St. **	W 74-70
12/2/1978	vs. San Jose St.	L 80-82
1/4/1979	at Creighton **	W 94-88
1/13/1979	at Tulsa **	W 94-93
1/16/1979	at Drake **	L 109-114
1/21/1980	Creighton **	W 81-77
1/31/1980	at W. Texas A&M **	L 79-87
1/15/1981	New Mexico St. **	W 74-68
2/16/1981	Tulsa **	2ot L 72-74
12/11/1982	at UAB	W 89-88
3/3/1983	at Bradley **	2ot W 97-96
12/8/1983	at Pepperdine	L 66-67
1/21/1984	at So. Illinois **	2ot L 79-84
1/12/1985	at Illinois St. **	L 80-86
11/27/1985	Oregon St.	W 66-63
3/1/1986	Creighton **	2ot W 69-64
12/6/1986	Fordham	2ot L 88-91
2/14/1987	at Bradley **	L 78-79
3/4/1987	at Tulsa (MVC)	W 79-74
12/3/1987	Purdue	L 78-80
12/5/1987	at George Mason	L 93-94
12/7/1987	at Hartford	L 62-69
2/27/1988	at Tulsa **	2ot W 79-77
1/16/1989	Creighton **	L 80-81
2/19/1989	Kansas St.	L 71-73



TEAM GAME RECORDS

FIELD GOALS

Made			
50	UTRGV	12/19/1981	
49	Indiana St.	2/12/1983	
48	Bradley	2/15/1968	
47	North Texas	3/1/1962	
	Utah State	12/23/1966	
	South Dakota St.	12/21/1977	

Shot Clock Era (1986-Pr.)			
41	Savannah St.	11/28/2017	
40	Bradley	2/1/1988	
40	UT Martin	11/16/2019	

Fewest Made (Shot Clock Era, 1986-Pr.)			
12	Southern Illinois	12/44	2/3/2007
13	at Missouri St.	13/42	12/18/1993
	Illinois St.	13/46	1/1/2008
	vs. Delaware	13/53	11/16/2001
14	7x, Last: at UCF (12/28/2022)		

Attempts			
120	Arizona	12/18/1951	
115	Drake	1/29/1954	
107	Montana St.	12/30/1970	
101	Bowling Green	3/6/1954	
100	Texas-Arlington	12/18/1978	

Shot Clock Era (1986-Pr.)			
80	Kansas State	OT	12/10/1997
	Omaha		12/3/1994
	vs. Arizona	OT	11/19/2021

Highest Percentage

.667	Austin Peay	26/39	12/17/1987
.660	Md.-Eastern Shore	35/53	11/20/2016
.650	Md.-Eastern Shore	39/60	12/17/2006
.6491	at Iona	37/57	1/6/1982
	at Bradley	37/57	1/4/1965
	at Texas Tech	37/57	12/3/1966
.6486	at Houston	24/37	3/2/2023
.6481	UAB	35/54	12/11/1982

Highest Percentage / Half

.808	2h	Bradley	21/26	2/1/1988
.800	2h	at Southern Illinois	24/30	1/29/1983
	2h	at Davidson	20/25	2/18/2012
.773	2h	at Iona	17/22	1/6/1982
.765	1h	vs. Oklahoma St.	13/17	3/13/1965
.760	2h	Indiana St.	19/25	1/19/1989
.750	1h	South Florida	21/28	1/7/2018
	2h	Drake	18/24	1/12/1984

Lowest Percentage (Since 1980)

.212	at Tulsa	14/66	12/6/1997
.242	at Oklahoma	15/62	12/8/2018
.242	Texas Southern	16/66	11/9/2019
.245	vs. Delaware	13/53	11/16/2001
.250	Bradley	14/56	1/11/1998

Lowest Percentage in a Victory (Since 1980)

.242	Texas Southern	16/66	11/9/2019
.321	Tulsa	18/56	1/31/1991
.328	Memphis	22/67	1/9/2020
.333	vs. Utah St. (2OT)	23/69	11/24/1995
.333	Centenary	15/45	2/8/2000

Lowest Percentage / Half (Since 1980)

.135	1h	Texas Southern	5/37	11/9/2019
.152	1h	at Memphis	5/33	2/27/2022
.167	2h	at Tulsa	4/24	1/31/1991
.172	1h	vs. Georgia	5/29	11/23/1990
.179	1h	at Tulsa	5/28	12/6/1997
.182	1h	Missouri St.	4/22	2/15/1993
.194	2h	Hampton	7/36	12/18/2000

FIELD GOAL DEFENSE

Fewest FG Allowed (Shot Clock Era, 1986-Pr.)			
11	Drake	11/42	1/4/1999
	vs. Illinois St.	11/36	3/3/2000
	at Drake	11/44	2/9/2016
12	8x, Last: at USF (1/21/2020)		

Most FG Allowed (Shot Clock Era, 1986-Pr.)			
41	at Kansas	41/66	1/6/1993
40	at Southern Illinois	40/59	2/16/1991
	at Drake	40/67	2/28/1994

Lowest Opponent FG% (Shot Clock Era, 1986-Pr.)			
.207	vs. Cal Poly	12/58	3/21/2014
.220	Indiana St.	13/59	2/3/1990
.226	SMU	12/53	11/30/1996
.230	Drake	14/61	1/1/2010
.240	at Bradley	12/50	1/14/2004
.250	Missouri St.	13/52	2/7/2015
	at Drake	11/44	2/9/2016

Highest Opponent FG% (Shot Clock Era, 1986-Pr.)

.702	at Creighton	33/47	3/2/2013
.678	at Southern Ill.	40/59	2/16/1991
.674	at Southern Ill.	31/46	1/22/1994
.671	Drake	53/79	2/20/1969
.657	at UNI	23/35	2/13/1999
.643	vs. DePaul	36/56	3/17/1988
.638	SMU	30/47	1/17/2018

Lowest Opponent FG% / Half (Shot Clock Era, 1986-Pr.)

.103	1h	Saint Louis	3/29	12/6/2016
.130	2h	Centenary	3/23	2/8/2000
.136	1h	SMU	3/22	11/30/1996
.143	1h	vs. Cal Poly	4/28	3/21/2014
.150	1h	Illinois St.	3/20	2/16/2000

Highest Opponent FG% / Half (Shot Clock Era, 1986-Pr.)

.842	2h	Creighton	16/19	2/16/2005
.789	2h	Drake	30/38	2/20/1969
.769	2h	at Indiana St.	20/26	2/25/1995
.750	2h	Indiana St.	18/24	1/27/2000
.750	2h	vs. Notre Dame	18/24	3/26/2015
.750	2h	at Tulsa	9/12	2/27/1993
.750	2h	at UNI	9/12	2/13/1999

Best First Half: .696 at Kansas St. (16/23) on 1/12/1987

3-POINT FIELD GOALS

1987-08 = 19' 9" | 2008-19 = 20' 9" | 2019-Pr. = 22' 1 3/4"

Total			
15	Md.-Eastern Shore	15/24	11/20/2016
	UT Martin	15/28	11/16/2019
	Northern Iowa	15/30	1/4/2003
	at Tulsa	15/33	2/20/2019
	South Dakota St.	15/34	12/22/2016
14	Bradley		3/8/2003
	vs Gonzaga (NCAA)		3/23/2013
	at Seton Hall (ot)		12/19/2015
	UConn		2/10/2018
	at SMU	14/36	3/1/2020
	Tulane (ot)	14/38	1/25/2023

Attempts

39	Kansas St. (ot)	13/39	12/10/1997
	vs. Arizona	12/39	11/19/2021
38	Tulane (ot)	14/38	1/25/2023
36	at SMU	14/36	3/1/2020
	Miss. Valley St.	13/36	12/13/2022
35	Chicago St.	9/35	12/14/2011
	at Cincinnati	9/35	2/17/2019

Highest Percentage

.833	Oklahoma State	5/6	12/8/1990
.800	at Tulsa	8/10	3/4/1987
.778	Bradley	7/9	2/1/1988
.714	at La. Lafayette	5/7	12/3/1986
.700	at Evansville	7/10	1/2/1997

Minimum 10 makes:

.632	Northern Iowa	12/19	2/8/2012
.625	Md.-Eastern Shore	15/24	11/20/2016
.625	Cleveland St.	10/16	10/21/2009
.625	at Southern Illinois	10/16	2/15/2017
.625	at Baylor	10/16	12/2/2017
.600	USF	12/20	1/7/2018

Lowest Percentage

.000	Centenary	0/12	2/8/2000
.000	New Mexico St.	0/11	11/14/2014
.000	at Illinois St.	0/8	1/16/1996

15 total games without a 3-pointer, Last: 11/14/2014

3-Point Field Goals in One Half

10	UT Martin (1st)	10/15	11/16/2019
	Bradley (1st)	10/16	1/7/1989
	Houston (1st)	10/16	1/4/2018
	Newman (1st)	10/17	11/23/2014
9	11x, Last: Miss. Valley St. (1st)		12/13/2022

Highest Percentage in One Half

5-5	at Iona	2nd Half	1/11/1993
4-4	at Kansas St.	2nd Half	1/19/1988
	Bradley	2nd Half	2/1/1988
	Indiana St.	2nd Half	1/19/1989
	at Drake	1st Half	1/11/1993

WSU has been perfect from three-point range in 25 halves, most recently 2/4/2012 against Indiana St. (1/1, 2nd Half). WSU has been perfect in the first half on seven occasions, most recently 1/11/1993 at Drake (4/4).

Highest Percentage in One Half (Min. 10 attempts)

.800	vs. Missouri St.	8/10	3/8/2014
.727	Oral Roberts	8/11	1/6/1988
.700	3x, Last: 2/5/2013 at Southern Illinois		

Lowest Percentage in One Half

0-12	at Memphis	1st Half	1/21/2021
0-11	LSU	1st Half	12/19/2007

0-10 7x, Last: 2/9/2020 at Houston (1st Half)

3-Point Attempts in One Half

23	Baylor (1st)	9/23	12/1/2018
22	at Indiana St. (2nd)	9/22	1/20/1994
	at Illinois St. (2nd)	8/22	1/18/2007
21	at Tulsa (2nd)	3/21	12/6/1997
	Omaha (1st)	7/21	11/5/2019
	Miss. Valley St.	9/21	12/13/2022

FREE THROWS

Most Makes			
44	Nevada		12/22/2015
40	Fordham		12/06/1986
	Arizona St.		12/11/1967
39	Drake		2/15/1979
38	Detroit		2/01/1955
37	Arizona St.		12/05/1958

Fewest Makes (1980-Pr.)			
0	at TCU	0/2	12/8/2008
1	at Drake	1/8	2/28/1994
	vs. George Washington	1/2	12/25/2014

Most Attempts			
62	Detroit		1/16/1954
	Nevada		12/22/2015
61	Tulsa		1/21/1953
59	Fordham		12/06/1986
53	Arizona St.		12/11/1967
52	Seattle		12/03/1953

Fewest Attempts (1980-Pr.)			
2	at Indiana St.		1/18/1986
	at TCU		12/8/2008
	vs. George Washington		12/25/2014

Percentage			
1.000	at Louisville	18/18	3/3/1965
1.000	at Creighton	17/17	2/11/2012
1.000	at Kansas St.	12/12	1/20/1990
1.000	at Bradley	10/10	1/18/1973
1.000	Centenary	8/8	11/24/2008

Percentage (Min. 20 attempts)			
.963	W. Carolina	26/27	11/15/2012
.955	Illinois St.	21/22	2/4/2003

Percentage / Half (1980-Pr.)				
1.000	2h	vs. Missouri St.	19/19	3/5/2010
1.000	1h	Western Carolina	15/15	11/15/2012
1.000	2h	vs. Missouri St.	14/14	3/4/2017
1.000	2h	at SMU	14/14	2/24/2018
1.000	1h	vs. Houston	13/13	3/10/2018

Free Throws Made / Half (1980-Pr.)				
31	2h	Nevada	31/43	12/22/2015
26	2h	vs. Washington	26/29	12/28/1988
24	2h	vs. Pittsburgh	24/29	3/21/2013
24	2h	at Creighton	24/29	2/17/1990
24	2h	UCF	24/32	1/25/2020

Most First-Half FT: 20/22 -- Charleston So. (11/13/2015)



TEAM GAME RECORDS

Worst Opposing Team A:TO Ratio (1980-Pr.)

0.09	Bradley	2:22	3/2/1992
0.12	at Southern Illinois	2:17	1/9/2016
0.15	New Mexico St.	3:20	2/15/2016
0.16	Chicago St.	3:19	12/14/2011
0.17	vs. Memphis	4:24	11/18/2014

TURNOVERS

Fewest (1980-Pr.)

2	at Southern Illinois	2/9/1981
	Cincinnati	1/5/2023
3	UNI	2/28/2015
	Utah	12/12/2015
	New Mexico St.	2/15/2016
	Evansville	2/21/2017
	Miss. Valley St.	12/13/2022
4	Drake	1/13/1988
	Indiana St.	2/6/2010
	Bradley	1/23/2016
	at Indiana St.	2/21/2016
	vs. South Florida	3/12/2021
5	8x, Last: at Missouri St.	2/5/2017

Most Turnovers (1980-Pr.)

37	at Drake	1/11/1993
33	at UAB	12/11/1982
32	at Tulsa	2/15/1990
29	at Drake	1/3/1996
28	at Drake	1/31/2004
27	5x, Last: at Kansas St.	1/2/1996

Most TO at Home: 27 -- 4x, Last: Coppin St. (12/6/1993)
 Marshall Era High: 25 at Bradley (1/5/2008)

Turnovers Forced (1980-Pr.)

34	Hartford	12/29/1984
31	Abilene Christian	11/27/1991
30	Central Arkansas	12/5/2019
29	West Texas St.	1/3/1985
28	Alcorn St.	11/30/2009
27	8x, Last: Howard	11/17/2012

Fewest Turnovers Forced (1980-Pr.)

2	vs. St. John's	3/13/1987
	at Bradley	2/4/1989
3	at Creighton	2/1/2005
	at Tulsa	3/2/2022
4	Creighton	1/16/1988
	Missouri St.	2/20/2007
5	10x, Last: Tarleton St.	12/10/2022

Combined Turnovers (1980-Pr.)

56	Abilene Christian	11/27/1981
54	at Drake	1/11/1993
53	at Tulsa	2/15/1990
52	Sam Houston St.	12/27/1996
	District of Columbia	12/4/1981
51	at UAB	12/11/1982
50	4x, Last: Fla. Atlantic	23 + 27 11/18/1998

Since 2007-08: 46 -- 2x, Last: Central Ark. (12/5/2019)

Fewest Combined Turnovers (1980-Pr.)

10	at Bradley	8 + 2 2/4/1989
11	vs. St. John's	9 + 2 3/13/1987
	SMU	5 + 6 1/30/2019
	Drake	5 + 6 2/2/1989
12	vs. UNI (OT)	6 + 6 3/5/2016
	at Drake	5 + 7 12/31/2014
13	5x, Last: UNI	7 + 6 2/28/2015

Turnover Margin (1980-Pr.)

+20	Miss. Valley St.	23 / 3 12/13/2022
+18	Hartford	16 / 34 12/29/1984
+17	Ark.-Monticello	8 / 25 11/18/2009
	New Mexico St.	3 / 20 2/15/2016
+16	Hardin-Simmons	11 / 27 12/1/1980
	at Southern Ill.	2 / 19 2/9/1981
	Alcorn St.	12 / 28 11/30/2009
	Emporia St.	8 / 24 11/9/2013
	Utah (at IBA)	3 / 19 12/12/2015
	Bradley	4 / 20 1/23/2016

STEALS

Total

23	South Dakota	12/14/1978
18	Abilene Christian	11/27/1981
16	Drake	1/28/1982
	Ark.-Monticello	11/18/2009
	Central Arkansas	12/5/2019
15	Drake	1/6/1972
	Illinois St.	2/16/2000
	Utah St.	11/24/1995
	Newman	12/19/2011
	at Memphis	2/27/2022

Steals / Half (1995-Pr.)

10	1h Illinois St.	2/16/2000
1h	Central Arkansas	12/5/2019
9	7x, Last: Missouri St. (1h)	2/18/2016

Opponent Steals (1980-Pr.)

24	at Drake	1/11/1993
22	at Indiana St.	1/18/1986
21	at Fresno St.	12/1/1985

Since 2007-08: 16 -- Missouri (11/29/2022) in OT

BLOCKS

Total

15	Purdue	12/11/1961
13	Southern Illinois	1/9/2013
12	Louisville	1/27/1962
	Western Kentucky	11/11/2013
	Santa Clara	12/21/1961
11	vs Evansville	3/7/2014
	Drake	1/11/1962
	UMKC	11/10/2017
	Florida Gulf Coast	12/22/2017
10	Tulsa	1/18/1962
	UAB	12/12/1981
	vs. Loyola	3/4/2016

FOULS

Team Fouls (1980-Pr.)

34	vs. Illinois St.	3/3/1986
	Southern Illinois	1/16/2000
33	Bradley	1/11/1998
32	6x, Last: at Evansville	1/31/2016

Fewest Team Fouls (1980-Pr.)

7	Cincinnati	1/5/2023
8	Hartford	12/3/1988
9	9x, Last: vs. GCU	11/21/2022

Opponent Fouls (1980-Pr.)

39	Charleston So.	11/13/2015
38	Nevada	12/22/2015
38	Fordham (20T)	12/6/1986
36	Santa Barbara	3/16/1989
35	6x, Last: UMES	11/20/2016

Fewest Opponent Fouls (1980-Pr.)

6	at Evansville	2/27/1995
7	at UNI	2/7/2006
	vs. Grand Canyon	11/21/2022
8	5x, Last: Longwood	12/10/2022

Combined Fouls (1980-Pr.)

66	Charleston So.	27 + 39 11/13/2015
65	West Texas St.	30 + 35 1/3/1985
63	Illinois St.	34 + 29 3/3/1986
	Florida A&M	28 + 35 12/19/1998
61	Nevada	23 + 38 12/22/2015
60	Md. Eastern Shore	25 + 35 11/20/2016

Fewest Combined Fouls (1980-Pr.)

17	at SMU	9 + 8 3/1/2020
15	vs. Grand Canyon	8 + 7 11/21/2022
19	vs. George Washington	11 + 8 12/25/2014
	UNI	10 + 9 2/8/2012
	Bradley	10 + 9 1/8/1994
	Longwood	11 + 8 12/10/2022
20	Missouri St.	10 + 10 1/10/1995

Players Fouled Out (1995-96 to Pres.)

4	at Missouri St.	1/12/2000
	Benton, Williams, Mack, Davis	
4	Bradley	1/11/1998
	Evans, Williams, Rhodes, Overstreet	

DUNKS

Dunks (1978-Pr.)

10	West Texas St.	44 FG 2/23/1982
	Indiana St.	49 FG 2/12/1983
	Missouri St.	39 FG 2/18/2016
9	Northern Mich.	33 FG 11/30/1979
	at West Texas St.	37 FG 1/6/1983
8	Little Rock	38 FG 1/3/1983
	Tulsa	38 FG 1/13/1983
	Prairie View A&M	31 FG 12/21/2021
7	at Long Beach St.	38 FG 12/8/1981
	Pan American	50 FG 12/19/1981
	at Indiana St.	38 FG 2/23/1982
	Chicago St.	32 FG 12/14/2011
	UCF	27 FG 1/25/2018
	Oral Roberts	28 FG 11/23/2019
	Newman	33 FG 12/30/2020
	Norfolk St.	25 FG 12/11/2021

Dunks in a Half (1978-Pr.)

7	1h Northern Mich.	16 FG 11/30/1979
	Carr (4), Livingston (2), Shirley	
7	1h West Texas St.	2/23/1982
	Carr (3), Dreiling (3), Livingston	
7	1h Missouri St.	21 FG 2/18/2016
	Brown (3), Kelly, McDuffie, Morris	


Number of Players w/ at Least One Dunk (1978-Pr.)

6	Pan American	12/19/1981
	Dreiling (2), Carr, Durisic, Livingston, Martin, McDaniel	
5	Chicago St.	12/13/2011
	Kyles (2), Stutz (2), Anacreon, Murry, Orukpe	


5	at Missouri St.	1/13/2016
	Baker, Hamilton, Kelly, McDuffie, Morris	
5	Missouri St.	2/18/2016
	Brown (4), Kelly (3), Baker, McDuffie, Morris	
5	UCF	1/25/2018
	Morris (3), Brown, McDuffie, Nurger, Willis	
5	Newman	
	Dennis (2), Trevin Wade (2), Jenkins, Udeze, Trey Wade	
5	Prairie View A&M	
	Council (2), Udeze (2), Dennis, Pleasant, Pohto	
5	Alcorn St.	
	Abidde, Pierre, Pohto, Porter, Walton	



Aubrey Sherrod (1981-85)



Cheese Johnson (1975-79)



Jamar Howard (2001-05)



GAME RECORDS

BUZZER BEATERS



A look at games involving WSU that were decided in the final six seconds. The list prior to 1980 is incomplete as most play-by-play data is not available.

Date	Location	Score	Description
Dec. 30, 1959	Oklahoma City	WU 84, Bowling Green 82	Lanny Van Eman's 25-foot jumper breaks an 82-all tie in the All-College 3rd Place game.
Dec. 28, 1965	Oklahoma City	WU 82, Xavier 81	Down 15 with 5:48 left, the Shockers finished on an 18-2 run, capped by Lillard Harris' jumper at the buzzer.
Feb. 13, 1969	Cincinnati, Ohio	WSU 75, Cincinnati 73	Dave Skinner tapped a jump ball at the UC free throw line to Ron Mendell for 25-foot jumper to break a 73-all tie with less than a second to go.
Jan. 10, 1974	Tulsa, Okla.	WSU 81, Tulsa 79	Cal Bruton's 20-foot jumper from the top of the keyhole breaks a 79-all tie with 5 seconds to play.
Dec. 2, 1978	Tempe, Ariz.	San Jose 82, WSU 80	San Jose State's Wally Rank fouled at 0:04, makes both ends of the one and one.
Dec. 23, 1980	Edinburg, Texas	Pan American 83, WSU 82	Pan American's Kenneth Green hits 17-footer at 0:01
Mar. 15, 1981	Wichita/ Levitt Arena	WSU 60, #13 Iowa 56	NCAA Rd. of 32; Iowa calls timeout but has none left. Randy Smithson makes two technical FTs with 0:05 to play to break a 56-56 tie and send WSU to the Sweet 16.
Mar. 20, 1981	New Orleans, La.	WSU 66, Kansas 65	NCAA Sweet 16; Mike Jones makes famous 25-footer at 0:04 to win "Battle of New Orleans" to give the Shockers a Sweet 16 victory over Kansas.
Feb. 24, 1983	Las Cruces, N.M.	WSU 72, New Mexico St. 70	Xavier McDaniel tip-in at 0:00
Feb. 25, 1984	Wichita/ Levitt Arena	WSU 61, West Texas St. 60	Karl Papke short bank at 0:02
Dec. 7, 1985	Wichita/ Levitt Arena	Temple 62, WSU 60	Temple's Tim Percy nails baseline jumper at 0:01
Mar. 13, 1987	Rosemont, Ill./Rosemont Horizon	St. John's 57, WSU 55	NCAA Rd. of 64; Marco Baldi 2-foot jumper at 0:02
Dec. 7, 1988	Tulsa, Okla.	WSU 92, Oral Roberts 91	Sasha Radunovich fouled at 0:01, makes both free throws
Feb. 7, 1988	Wichita/ Levitt Arena	WSU 89, Southern Illinois 87	Lew Hill fouled at 0:03, makes both free throws
Feb. 13, 1988	Carbondale, Ill./ SIU Arena	WSU 83, Southern Illinois 81	Joe Griffin jumper in the lane at 0:02
Jan. 7, 1991	Wichita/ Levitt Arena	Kansas State 67, WSU 66	K-State's Jeff Wires short jumper at 0:06
Jan. 25, 1991	Wichita/ Levitt Arena	Creighton 65, WSU 64	Creighton's Duan Cole jumper in lane at 0:03
Feb. 3, 1992	Normal, Ill./ Redbird Arena	Illinois State 63, WSU 62	Richard Thomas 3-pointer at 0:01
Jan. 18, 1993	Wichita/ Levitt Arena	UNI 74, WSU 72	UNI's Cam Johnson fouled at 0:00; makes both free throws
Dec. 20, 1994	Wichita/ Levitt Arena	WSU 63, Evansville 61	Brian Ewell lay-up at 0:00
Dec. 29, 1994	Wichita/ Levitt Arena	WSU 54, Gonzaga 53	L.D. Swanson 3-pointer at 0:00
Dec. 30, 1994	Wichita/ Levitt Arena	WSU 64, The Citadel 62	L.D. Swanson short jumper at 0:00
Feb. 2, 1995	Wichita/ Levitt Arena	WSU 62, Drake 60	L.D. Swanson short jumper at 0:00
Jan. 16, 1996	Wichita/ Levitt Arena	Illinois State 61, WSU 59	ISU's Maurice Trotter 3-pointer at 0:05
Jan. 11, 1997	Wichita/ Levitt Arena	Creighton 70, WSU 67	Rodney Buford 3-pointer at 0:05
Feb. 1, 1997	Cedar Falls, Iowa/ UNI Dome	UNI 58, WSU 56	Jason Daisy 2-pointer at 0:01
Jan. 3, 1998	Cleveland, Ohio	Cleveland St. 64, WSU 63	Michael Brown layup at 0:04
Jan. 17, 1998	Wichita/ Levitt Arena	WSU 58, So. Illinois 57	Jason Perez 3-pointer at 0:01
Nov. 17, 2002	Fairbanks, Alaska	WSU 81, Radford 80	Randy Burns free throw at 0:03
Feb. 17, 2002	Omaha, Neb.	Creighton 69, WSU 67	CU's Tyler McKinney layup at 0:00
Feb. 28, 2005	Wichita/ Charles Koch Arena	UNI 67, WSU 66	Ben Jacobson's 3-point heave at 0:00 caps a Panther comeback
Mar. 21, 2005	Nashville, Tenn.	Vanderbilt 65, WSU 63	NIT Rd. of 16; WSU intentionally missed a FT & Jamar Howard's putback briefly tied it w/ 0.8 seconds to go. But Vandy beat the defense & the buzzer w/ a long baseball pass for a layup.
Nov. 25, 2005	S. Padre Island, Texas	Illinois 55, WSU 54	Warren Carter jump shot with 0:01
Jan. 28, 2006	Omaha, Neb./ CenturyLink Center	Creighton 57, WSU 55	Anthony Tolliver jumper with 0:01
Feb. 14, 2006	Wichita/ Charles Koch Arena	WSU 62, Creighton 61 (OT)	Matt Braeuer three-pointer with 0:00
Feb. 22, 2006	Des Moines, Iowa/ Knapp Center	WSU 60, Drake 58	Paul Miller tip-in with 0:03 gives WSU share of MVC title
Jan. 25, 2009	Wichita/ Charles Koch Arena	WSU 51, Evansville 50	Toure Murry jumper at 0:00
Feb. 10, 2009	Wichita/ Charles Koch Arena	WSU 62, Missouri St. 61	Toure Murry jumper at 0:00
Dec. 19, 2010	Bossier City, La.	#24 WSU 70, #6 LSU 69	Garrett Stutz 3-pointer at 0:08
Feb. 18, 2011	Wichita/ Charles Koch Arena	VCU 68, WSU 67	Joey Rodriguez hits 2 FTs at 0:01 for the Rams in a BracketBuster thriller
Feb. 23, 2011	Wichita/ Charles Koch Arena	WSU 67, Creighton 65	Joe Ragland drove baseline and fed Aaron Ellis for a short jumper with 1.5 seconds to play.
Mar. 20, 2011	Blacksburg, Va./ Cassell Coliseum	WSU 79, Virginia Tech 76	NIT Round of 16; Joe Ragland layup at 0:02 and Toure Murry free throw at 0:01 sends WSU to NIT Quarterfinals
Mar. 03, 2012	St. Louis, Mo./ Scottrade Center	Illinois State 65, WSU 64	MVC Semifinals; Tyler Brown FT with 0:06
Nov. 13, 2012	Richmond, Va./ Siegel Center	WSU 53, VCU 51	Malcom Armstead jumper with 0:04
Feb. 5, 2013	Carbondale, Ill./ SIU Arena	So. Illinois 64, WSU 62	Jalen Pendleton shot with 0:02
Feb. 17, 2013	Normal, Ill./ Redbird Arena	WSU 68, Illinois St. 67	Cleanthony Early's trey with 0:06 completes rally from 7 down in final 0:40
Dec. 23, 2014	Honolulu, Hawaii/ Sheriff Center	#11 WSU 80, Hawaii 79 (OT)	Rashard Kelly's putback with 0:03 left is the last of 22 lead changes in semifinal round of the Diamond Head Classic
Nov. 22, 2017	Maui, Hawaii / Lahaina Civic Ctr	#13 Notre Dame 67, #6 WSU 66	Martinas Geben caught an inbound pass under the WSU basket, drew a foul and sank both free throws with 2 seconds left to give the Irish the Maui Invitational title.
Jan. 30, 2019	Wichita / Charles Koch Arena	WSU 85, SMU 83	Tied at 83, Samajae Haynes-Jones dribbled the clock down from 13 seconds and drove for a reverse-layup with 1.0 second to go
Feb. 28, 2019	Wichita / Charles Koch Arena	WSU 65, UConn 63	Samajae Haynes-Jones goes coast to coast and releases a 15-foot runner from the right baseline just before time expires.
Mar. 9, 2019	New Orleans/ Devlin Fieldhouse	WSU 82, Tulane 79	WSU inbounds under the Tulane basket w/ 0.5 seconds left. Ricky Torres finds Dexter Dennis in near corner for a quick release three.
Feb. 1, 2020	Tulsa, Okla./ Reynolds Center	Tulsa 54, WSU 51	Tied w/ 3.5 seconds left, Tulsa inbounds to Elijah Joiner, who dribbles 30 feet then drills a 3-pointer from the right wing with no time on the clock.
Feb. 4, 2020	Wichita / Charles Koch Arena	Cincinnati 80, WSU 79	WSU leads by 2 with 16 seconds to go, but Cincinnati's Jarron Cumberland drives baseline and converts a 3-point play w/ 3 seconds left.
Nov. 9, 2021	Wichita / Charles Koch Arena	WSU 60, Jacksonville St. 57	Tied at 57, WSU's Tyson Etienne runs down the clock then swishes the game-winner from the edge of the center court logo (31'9.5") w/ 2.2 seconds left.
Nov. 21, 2021	Las Vegas, Nev./ T-Mobile Arena	WSU 74, UNLV 73	UNLV takes the lead on a putback w/ 5 seconds left but fouls a dribbling Tyson Etienne near midcourt. He sinks 2 free throws w/ 3.4 seconds to go for the win.



INDIVIDUAL GAME RECORDS

40-POINT CLUB (By Total)

Points	Player	Opponent	Date
47	Antoine Carr	Southern Illinois	3/5/1983
46	Dave Stallworth	#1 Cincinnati	2/16/1963
45	Dave Stallworth	at Loyola Chicago	1/29/1965
44	Xavier McDaniel	Southern Illinois	12/18/1971
43	Dave Stallworth	at W. Texas A&M	1/26/1985
40	Al Tate	at #6 Arizona St.	12/7/1963
	Xavier McDaniel	at Bradley	1/10/1985
	Dave Stallworth	Tulsa	3/5/1960
	Dave Stallworth	Louisville	1/30/1965

30-POINT CLUB (By Date)

Pts	Player	Opponent	Date
31	Percy Bates	Lewis Academy	1/15/1907
33	Jay Plank	Col. of Emporia	3/9/1909
36	Dick Miller	Sterling	1/20/1915
35	Phil Strauss	Sterling	1/13/1920
37	Cleo Littleton	at Creighton	2/8/1952
34	Cleo Littleton	at Fort Hays St.	1/14/1953
30	Cleo Littleton	at #13 Okla. City	2/10/1953
31	Cleo Littleton	at Canisius	1/2/1954
32	Cleo Littleton	at Houston	2/22/1954
33	Cleo Littleton	vs. Houston	12/21/1954
31	Bob Hodgson	Tulsa	1/15/1955
38	Cleo Littleton	Seattle	1/20/1955
30	Cleo Littleton	at Houston	2/12/1955
34	Cleo Littleton	St. Louis	2/17/1955
31	Joe Stevens	Detroit	1/30/1956
31	Joe Stevens	#13 Okla. City	2/1/1957
33	Joe Stevens	#13 Bradley	3/5/1957
30	Elbert Urban	Tulsa	1/17/1959
31	Al Tate	vs. Bowling Green	12/30/1959
40	Al Tate	Tulsa	3/5/1960
30	Ernie Moore	Tulsa	1/28/1961
32	Gene Wiley	North Texas	2/2/1961
33	Lanny Van Eman	Saint Louis	1/13/1962
32	Dave Stallworth	at Colorado (OT)	12/3/1962
38	Dave Stallworth	Arizona St. (OT)	12/17/1962
35	Dave Stallworth	Bradley	1/12/1963
46	Dave Stallworth	#1 Cincinnati	2/16/1963
31	Dave Stallworth	at UTEP	2/26/1963
36	Dave Stallworth	Wyoming	11/30/1963
37	Dave Stallworth	UTEP	12/4/1963
43	Dave Stallworth	at #6 Arizona St.	12/7/1963
30	Dave Stallworth	Duquesne	12/10/1963
39	Dave Stallworth	vs. Montana St.	12/26/1963
32	Dave Stallworth	vs. Okla. City	12/28/1963
32	Dave Stallworth	at Tulsa	1/11/1964
35	Nate Bowman	Marquette	2/1/1964
34	Dave Stallworth	Marquette	2/1/1964
30	Dave Stallworth	Saint Louis	2/22/1964
31	Dave Stallworth	Tulsa	2/29/1964
34	Dave Stallworth	North Texas	3/2/1964
37	Dave Stallworth	Kansas St.	3/14/1964
37	Dave Stallworth	Long Beach St.	12/5/1964
45	Dave Stallworth	at Loyola (OT)	1/29/1965
40	Dave Stallworth	Louisville	1/30/1965
31	Kelly Pete	vs. SMU %	3/12/1965
36	Jamie Thompson	vs. #2 UCLA	3/19/1965
31	Jamie Thompson	New Mexico St.	12/4/1965
30	Melvin Reed	Texas Tech	12/18/1965
31	Melvin Reed	Creighton	12/8/1966
30	Melvin Reed	Utah St.	12/23/1966
30	Melvin Reed	Drake (OT)	1/17/1967
35	Ron Washington	Mississippi St.	12/5/1967
33	Warren Armstrong	Arizona St.	12/11/1967
35	Ron Washington	Utah	12/14/1967
30	Ron Washington	#19 Iowa	12/12/1968
30	Ron Washington	vs. Maryland	12/28/1968
37	Ron Washington	Loyola	1/18/1969
33	Greg Carney	at Saint Louis	2/8/1969
34	Greg Carney	at North Texas	2/25/1969
37	Greg Carney	#19 Tulsa (OT)	3/3/1969
37	Greg Carney	Arizona St.	12/9/1969
30	Greg Carney	Kansas St.	1/13/1969
30	Greg Carney	Bradley	1/3/1970
35	Greg Carney	at Drake	1/8/1970
30	Greg Carney	at Saint Louis	2/7/1970
33	Ron Harris	at Tulsa	1/30/1971
31	Ron Harris	North Texas	2/6/1971
45	Ron Harris	So. Illinois	12/18/1971
33	Rich Morsden	at Drake	1/20/1973
30	Bob Wilson	at Drake	1/20/1973
30	Vince Smith	Ball State	2/27/1973
32	Rich Morsden	La. Monroe	12/10/1973
30	Bob Wilson	Tulsa	2/21/1974
32	Bob Wilson	at W. Texas State	2/28/1974
30	Bob Elmore	at BYU	12/7/1974
30	Cheese Johnson	at DePaul	12/10/1977
31	Cheese Johnson	at Creighton	2/9/1978
33	Cheese Johnson	at Tulsa (OT)	1/13/1979
30	Antoine Carr	Samford	12/18/1979
31	Antoine Carr	Creighton (OT)	1/21/1980
35	Cliff Levingston	W. Texas State	2/9/1980

*^ - MVC Tournament % - NCAA

34	Cliff Levingston	at Drake	2/18/1980
32	Antoine Carr	at Drake	2/18/1980
35	Antoine Carr	#11 Tulsa	2/6/1982
30	Zarko Durisic	North Texas	12/4/1982
31	Xavier McDaniel	Indiana St.	2/12/1983
31	Antoine Carr	at Drake	2/14/1983
34	Xavier McDaniel	at Bradley (2OT)	3/3/1983
47	Antoine Carr	So. Illinois	3/5/1983
30	Aubrey Sherrod	at W. Texas A&M	2/6/1984
35	Xavier McDaniel	at #12 Tulsa	3/8/1984
34	Xavier McDaniel	Pepperdine	12/1/1984
30	Xavier McDaniel	vs. Arizona St.	12/21/1984
33	Xavier McDaniel	W. Texas A&M	1/3/1985
43	Xavier McDaniel	at Bradley	1/10/1985
30	Xavier McDaniel	Drake	1/19/1985
37	Xavier McDaniel	Creighton	1/23/1985
44	Xavier McDaniel	at W. Texas A&M	1/26/1985
31	Xavier McDaniel	at Indiana St.	1/31/1985
31	Xavier McDaniel	#17 Tulsa	2/9/1985
31	Xavier McDaniel	at Drake	2/18/1985
33	Xavier McDaniel	Bradley	2/23/1985
31	Aubrey Sherrod	at #15 Tulsa	3/2/1985
34	Xavier McDaniel	Indiana St.	3/7/1985
34	Xavier McDaniel	at #15 Tulsa	3/9/1985
36	John Cooper	at Creighton (2OT)	2/17/1990
30	Robert George	vs. Stetson	12/30/1990
30	Paul Guffrovich	Indiana St.	2/4/1991
31	L.D. Swanson	at Indiana St.	2/25/1995
30	Jamie Arnold	Bradley (OT)	1/7/1997
30	Maurice Evans	vs. Rutgers	11/29/1998
33	Maurice Evans	at Illinois St.	12/12/1998
38	Maurice Evans	Florida A&M	12/19/1998
33	Maurice Evans	at Indiana St.	1/7/1999
34	Jason Perez	Missouri St. (2OT)	1/18/1999
30	Maurice Evans	at No. Iowa	2/13/1999
30	Jason Perez	McNeese St.	11/19/1999
33	Jason Perez	Missouri St.	2/2/2000
34	Jason Perez	Evansville	2/5/2000
32	Terrell Benton	Texas-Arlington	11/28/2001
30	Paul Miller	So. Illinois (2OT)	2/4/2006
31	Joe Ragland	#18 UNLV	12/4/2011
30	Joe Ragland	at Davidson	2/18/2012
39	Cleanthony Early	So. Illinois	1/9/2013
31	Cleanthony Early	vs. Kentucky	3/23/2014
32	Fred VanVleet	at Evansville	1/31/2016
31	Samaje Haynes-Jones	Savannah St.	11/28/2017
30	Landry Shamet	at Oklahoma St.	12/9/2017
32	Markis McDuffie	vs. Providence	11/9/2018
34	Markis McDuffie	vs. Temple	3/15/2019
31	Ricky Council IV	UCF	1/26/2022

30-Point Games by Freshmen

37	Cleo Littleton	at Creighton	2/8/1952
35	Cliff Levingston	West Texas	2/9/1980
34	Cliff Levingston	at Drake	2/18/1980
32	Antoine Carr	at Drake	2/18/1980
31	Antoine Carr	Creighton	1/21/1980
	Antoine Carr	Samford	12/18/1979

30-Point Games by Sophomores

38	Maurice Evans	vs. Florida A&M	12/19/1998
34	Cleo Littleton	at Fort Hays St.	1/14/1953
34	Xavier McDaniel	vs. Bradley	3/3/1983
33	Maurice Evans	vs. Illinois St.	12/12/1998
31	Dave Stallworth	at Indiana St.	1/7/1999
	Dave Stallworth	at UTEP	2/26/1963
	Joe Stevens	Detroit	1/30/1966
	Xavier McDaniel	Indiana St.	2/12/1983
	Ricky Council IV*	UCF	1/26/2022
30	Cleo Littleton	at Oklahoma City	2/14/1953
	Bob Elmore	at BYU	12/7/1974
	Maurice Evans	vs. Rutgers	11/11/1998
	Maurice Evans	at No. Iowa	2/13/1999
	Landry Shamet	at Oklahoma St.	12/9/2017

Listed as a freshman (COVID-19) but was in his second year

Most 30-Point Games (Season)

13	Xavier McDaniel	Sr.	1984-85
12	Dave Stallworth	Jr.	1963-64
5	Dave Stallworth	So.	1962-63
5	Greg Carney	Sr.	1969-70
5	Maurice Evans	So.	1998-99
4	Cleo Littleton	So.	1954-55
3	Jason Perez	Sr.	1999-00
3	Antoine Carr	Fr.	1979-80
3	Greg Carney	Jr.	1968-69
3	Melvin Reed	Sr.	1966-67

Most 30-Point Games (Career)

20	Dave Stallworth		1961-65
16	Xavier McDaniel		1981-85
9	Cleo Littleton		1951-55
8	Greg Carney		1967-70
6	Antoine Carr		1979-83
5	Ron Washington		1965-69
5	Maurice Evans		1997-99
4	Jason Perez		1996-00
4	Melvin Reed		1964-67

Most Points in a Loss

45*	Dave Stallworth	92-93; Loyola	1/29/1965
43	Dave Stallworth	87-93; at Ariz. St.	12/7/1963
37	Dave Stallworth	74-75; UTEP	12/4/1963
37	Dave Stallworth	86-94; K-State	3/14/1964
36**	John Cooper	95-103; at Creighton	2/17/1990
35	Ron Washington	91-106; Utah	12/14/1967
35	Greg Carney	85-98; Drake	1/8/1970
35	Antoine Carr	75-80; Tulsa	2/6/1982
35	Xavier McDaniel	80-86; at Tulsa	3/8/1984
34	Xavier McDaniel	81-83; Pepperdine	12/1/1984

30-Point Games as a Percentage of Team Total

70.8	Dave Stallworth	#1 Cincinnati	2/16/1963
		46 points	
57.9	Maurice Evans	at Indiana St.	1/7/1999
		33 points	
		L, 57-91	
57.3	Xavier McDaniel	at Bradley	1/10/1985
		43 points	
		W, 75-65	
56.1	Cleo Littleton	at Creighton	2/8/1952
		37 points	
		W, 66-63	
54.1	Maurice Evans	at Illinois St.	12/12/1998
		33 points	
		L, 61-68	
51.7	Paul Guffrovich	Indiana St.	2/4/1991
		30 points	
		L, 58-64	
51.7	Dave Stallworth	at UTEP	2/26/1963
		31 points	
		W, 60-58	
51.4	Cleo Littleton	Seattle	1/20/1955
		38 points	
		W, 74-71	
50.0	Dave Stallworth	UTEP	12/4/1963
		37 points	
		L, 74-75	

Shocker Teammates w/ 30 Points in Same Game

35	Nate Bowman	Marquette	2/1/1964
34	Dave Stallworth	W, 100-63	
33	Rich Morsden	at Drake	1/20/1973
30	Bob Wilson	W, 93-80	
34	Cliff Levingston	at Drake	2/18/1980
32	Antoine Carr	W, 117-104	

20-REBOUND CLUB

Due to missing box scores from various years, this is an extensive but not necessarily comprehensive list of 20-rebound performances. If you know of a game that is missing from this list, contact WSU Media Relations.

Reb	Player	Opponent	Date
29	Terry Benton	North Texas	2/6/1971
28	Terry Benton	Loyola	1/11/1971
26	Gene Wiley	Bradley	1/20/1962
	Larry Gallis	Drake	1/13/1996
25	Robert Elmore	N. Mexico St.	2/12/1977
24	Dave Stallworth	Creighton #	3/13/1964
	Gene Wiley	Tulsa	1/18/1962
	Terry Benton	Memphis	1/28/1971
	Terry Benton	Bradley	2/4/1971
	Terry Benton	W. Texas St.	3/4/1972
	Warren Armstrong	New York U.	3/14/1966
	Xavier McDaniel	W. Texas A&M	2/6/1984
	Xavier McDaniel	Illinois St.	1/26/1984
23	Ron Heller	Drake	2/20/1960
22	Don Laketa	Seattle	1/20/1955
	Robert Elmore	So. Illinois	2/5/1977
	Robert Elmore	Bradley	2/17/1977
	Terry Benton	Tulsa	1/29/1972
	Troy Mack	Missouri St.	1/18/1999
	Xavier McDaniel	Tulsa	1/13/1983
	Xavier McDaniel	Bradley	2/23/1985
21	Gene Wiley	North Texas	2/2/1961
	Jamie Arnold	SMU	11/26/1994
	Merv Carman	Detroit	1/5/1953
	Robert Elmore	Hardin-Simmons	12/9/1976
	Ron Washington	Tulsa	3/9/1968
	Terry Benton	Arkansas St.	1/9/1971
	Terry Benton	Tulsa	3/1/1971
	Warren Armstrong	Arizona St.	12/11/1967
	Xavier McDaniel	Bradley	1/20/1983
	Xavier McDaniel	Indiana St.	2/12/1983
	Xavier McDaniel	So. Illinois	3/5/1985
20	Gene Wiley	Colorado	12/21/1960
	Gene Wiley	Saint Louis	2/25/1961
	Warren Armstrong	at Drake	1/11/1968
	Terry Benton	Drake	1/7/1971
	Terry Benton	SMU	12/10/1971
	Terry Benton	at Tulsa	3/2/1972
	Robert Elmore	at Oklahoma City	1/10/1977
	Xavier McDaniel	at Indiana St.	1/31/1983
	Xavier McDaniel	at Tulsa	2/19/1983
	Xavier McDaniel	at Bradley	3/3/1983
	Xavier McDaniel	at Bradley	1/10/1985
	Xavier McDaniel	Tulsa	2/9/1985


20-Rebound Games (Season)

7	Terry Benton	Jr.	1970-71
6	Xavier McDaniel	So.	1982-83
5	Robert Elmore	Sr.	1976-77
4	Terry Benton	Sr.	1971-72
4	Xavier McDaniel	Sr.	1984-85
3	Gene Wiley	Jr.	1960-61

20-Rebound Games (Career)



INDIVIDUAL GAME RECORDS



Warren Armstrong Jabali (1966-69)

FIELD GOALS

Field Goals Made

21	Antoine Carr	Sr	So. Illinois	3/5/1983
20	Dave Stallworth	Sr	Loyola (Ill.)	1/29/1965
17	Cleo Littleton	So	Creighton	2/8/1952
	Dave Stallworth	Jr	Arizona St.	12/7/1963
	Dave Stallworth	Jr	Montana St.	12/26/1963
16	Dave Stallworth	Sr	Long Beach St.	12/5/1964
	Ron Washington	Sr	Loyola (Ill.)	1/18/1969
	Ron Harris	Sr	So. Illinois	12/19/1971
	Xavier McDaniel	Sr	Bradley	1/10/1985
	Xavier McDaniel	Sr	W. Texas A&M	1/26/1985

Attempts

36	Dave Stallworth	Jr	Arizona St.	12/7/1963
	Antoine Carr	Sr	So. Illinois	3/5/1983
35	Dave Stallworth	Sr	Loyola (Ill.)	1/29/1965
31	Greg Carney	Sr	Kansas St.	12/12/1969
30	Cleo Littleton	So	Creighton	2/8/1952
29	Dave Stallworth	Jr	W. Texas A&M	12/4/1963
	Cleo Littleton	Jr	Canisius	1/2/1954
28	Cleo Littleton	So	Creighton	12/5/1951
	Paul Scheer	So	Arizona	12/18/1951
	Greg Carney	Sr	Drake	1/8/1970

Percentage

13-13	Antoine Carr	So	Abilene-Chrst	11/28/1980
11-11	Lanny Van Eman	Sr	Nebraska	12/4/1961
10-10	Michael Wiggins	Jr	Drake	1/11/1993
9-9	Jamie Thompson	Jr	Michigan	12/8/1965
	Jamar Howard	Sr	Drake	1/26/2005
8-8	Jamie Arnold	Fr	Kansas St.	1/12/1994
	P.J. Couisnard	Jr	UMES	12/17/2006
7-7	Ben Garner	Jr	Ball State	2/27/1973
	Dwayne Praylow	Jr	Missouri St.	12/15/1988
	Paul Guffrovich	Jr	Missouri St.	12/5/1989
	Chad Elstun	Fr	No. Iowa	2/11/1993
	Morris Udeze	Jr	Emporia St.	12/18/2020

3-POINT FIELD GOALS

1987-2008 = 19' 9" | 2008-19 = 20'9" | 2019-Present = 22' 13/4"

3-Point Field Goals Made

9	Jason Perez	Sr	Missouri St.	2/2/2000
8	Joe Ragland	Sr	UNLV	12/4/2011
	Maurice Evans	So	Illinois St.	12/12/1998
7	Terrell Benton	So	Drake	2/12/2000
	Austin Reaves	So	Tulsa	1/28/2018
	Dexter Dennis	So	SMU	3/1/2020
	Tyson Etienne	So	at Tulane	1/29/2022
6	Paul Guffrovich	Fr	Grambling	12/12/1987
	Chad Elstun	Fr	No. Iowa	2/11/1993
	Chad Elstun	Fr	So. Illinois	2/20/1993
	Ryan Herrs	Sr	Bradley	2/15/1996
	Maurice Evans	Fr	So. Illinois	2/23/1998
	Maurice Evans	So	Kansas St.	12/8/1998
	Terrell Benton	Jr	Drake	1/11/2001
	Terrell Benton	Sr	UT-Arlington	11/28/2001
	Randy Burns	So	Evansville	1/29/2003
	Sean Ogirri	So	Evansville	2/1/2006
	Sean Ogirri	So	Seton Hall #	3/16/2006
	Sean Ogirri	Jr	New Mexico	12/22/2006
	Clevin Hannah	Jr	at Drake	1/11/2009
	David Kyles	Sr	Utah St.	12/10/2011
	Cleanthony Early	Sr	at Illinois St.	1/22/2014
	Ron Baker	Jr	Tulsa	11/29/2014
	Ron Baker	Sr	vs. USC	11/26/2015
	Landry Shamet	RFRS	Dakota St.	12/22/2016
	Conner Frankamp	Jr	vs. Missouri St.	3/4/2017
	Landry Shamet	So	vs. Temple	3/9/2018
	Conner Frankamp	Sr	vs. Marshall #	3/16/2018
	Markis McDuffie	Sr	vs. Providence	11/9/2018
	Samajae Haynes-Jones	Sr	Baylor	12/1/2018
	Dexter Dennis	Fr	at Tulsa	2/20/2019
	Tyson Etienne	Fr	Tulane	2/16/2020
	Tyson Etienne	So	South Florida	3/6/2021
	Tyson Etienne	So	Tulane	1/12/2022
	Tyson Etienne	So	vs. UNLV	11/21/2021

3-Point Field Goals in a Half

7	Austin Reaves (7/8, 1st Half)	Tulsa	1/28/2018
---	-------------------------------	-------	-----------

Attempts

16	Chad Elstun	Fr	Tulsa (OT)	1/30/1993
	Maurice Evans	So	Illinois St.	12/12/1998
15	Tyson Etienne	So	at Tulane	1/29/2022
	Tyson Etienne	So	vs. Arizona (ot)	11/19/2021
14	Dexter Dennis	So	at SMU	3/1/2020
13	Tyson Etienne	So	Tulane	1/12/2022
12	16x, Last: Jaron Pierre	at Tulane	2/26/2023	

Percentage (Min. 4 FGM)

6-6	Chad Elstun	No. Iowa	2/11/1993
6-6	Ryan Herrs	Bradley	2/15/1996
6-6	Clevin Hannah	Drake	1/11/2009
5-5	Dwight Praylow	BYU	1/29/1989
	Gary Cundiff	McNeese St.	12/3/1986
4-4	16x, Last: L. Shamet	vs. California	11/20/2017
8-9	Joe Ragland	UNLV	12/4/2011

FREE THROWS

Free Throws Made

22	Cleo Littleton	Sr	Houston	2/12/1955
18	Dave Stallworth	So	Cincinnati	2/16/1963
16	Cleo Littleton	Sr	Seattle	1/20/1955
	Dave Stallworth	Sr	Louisville	1/30/1965
	John Cooper	Jr	Creighton	2/17/1990
	Ricky Council IV	Fr*	UCF	1/26/2022
15	Cleo Littleton	So	Murray St.	2/18/1953
	Cleo Littleton	Sr	Tulsa	3/5/1955
	Dave Stallworth	So	UTEP	2/25/1963
	Jamie Thompson	Jr	Drake	1/22/1966
	Fred VanVleet	Sr	at Evansville	1/31/2016
14	Cleo Littleton	Sr	Detroit	2/1/1955
	Steve Grayer	Jr	So. Illinois	2/8/1988
	Darral Willis Jr.	Jr	Okla. St.	12/17/2016
	Landry Shamet	So	at Okla. St.	12/9/2017

Attempts

25	Cleo Littleton	Houston	2/12/1955
23	Dave Stallworth	Cincinnati	2/16/1963
20	Ricky Council IV	UCF	1/26/2022
19	Dave Stallworth	Louisville	1/30/1965
	Everett Wessel	Oregon	12/28/1956
	John Cooper	Creighton	2/17/1990
18	Claudius Johnson	Tulsa	1/31/1991
	Cleo Littleton	Seattle	1/20/1955
	Cleo Littleton	Tulsa	1/21/1953
	Henry Carr	So. Illinois	2/08/1987
	Henry Carr	Fordham	12/06/1986
	Jamie Thompson	Drake	1/22/1966
	Xavier McDaniel	Bradley	1/10/1985

Free Throw Percentage

15-15	Dave Stallworth	UTEP	2/25/1963
	Fred VanVleet	at Evansville	1/31/2016
14-14	Steve Grayer	So. Illinois	2/28/1988

13-13	Cleo Littleton	Saint Louis	1/22/1955
12-12	Gary Mann	Michigan	12/7/1956
	Melvin Reed	North Texas	3/2/1967
	Jamar Howard	vs. Boston Col.	11/24/2013
11-11	Jamie Thompson	Drake	1/17/1967
	Ron Harris	Loyola-Chicago	1/11/1971
	Ron Baker	vs. BYU	11/26/2013
	Cleanthony Early	at Alabama	12/17/2013
	Markis McDuffie	vs. Illinois St.	3/5/2017
10-10	9x, Last: McDuffie	Oral Roberts	12/19/2018

ASSISTS

Total

16	Joe Griffin	Oral Roberts	1/6/1988
14	Warren Armstrong	Bradley	2/15/1968
13	Mike Edgar	Drake	2/27/1975
	Bob Trogele	DePaul	12/10/1977
12	Warren Armstrong	Arizona St.	12/11/1967
	Warren Armstrong	Loyola	2/26/1968
	Cal Bruton	Saint Louis	1/25/1973
	Mike Edgar	Tulsa	2/15/1975
	Cal Bruton	Memphis	1/8/1976
	Tony Martin	West Texas St.	2/23/1982
	Robert George	Drake	2/23/1991
	Alterique Gilbert	at Tulane	3/3/2021
11	Preston Carrington	Memphis	1/28/1971
	Bill Lang	Oregon St.	12/1/1972
	Cal Bruton	Louisville	2/27/1976
	Randy Smithson	Oral Roberts	12/22/1979
	Tony Martin	Southern #	3/13/1981
	Aubrey Sherrad	Indiana St.	1/16/1985
	Gary Cundiff	Bradley	1/9/1986
	Joe Griffin	So. Illinois	2/8/1988
	Robert George	Tennessee	12/27/1990
	Terry Hankton	Kansas State	12/10/1997
	Craig Steven	Pepperdine	12/4/1999
	Fridge Holman	Boston College	11/24/2003
	Fridge Holman	No. Arizona	11/29/2003
	Fred VanVleet	Missouri St.	2/7/2015
	Fred VanVleet	So. Illinois	2/3/2016
	Landry Shamet	at ECU	1/11/2018
	Jamarius Burton	at Okla. St.	12/8/2019
	Craig Porter Jr.	vs. Tulsa	3/9/2023
	Craig Porter Jr.	vs. Tulane	3/10/2023

Total (Freshmen)

12	Cal Bruton	Saint Louis	1/25/1973
10	Jamarius Burton	at Tulsa	2/20/2019
9	Cal Bruton	W. Texas St.	2/8/1973
9	Bob Trogele	Bradley	2/5/1976
9	Joe Griffin	at Miss. St.	12/10/1986
9	Jason Perez	So. Illinois	2/17/1997
9	Fred VanVleet	Drake	2/13/2013
9	Jamarius Burton	Memphis	2/23/2019

BLOCKS

Total

15	Gene Wiley	Purdue	12/11/1961
12	Gene Wiley	Santa Clara	12/21/1961
	Gene Wiley	Louisville	1/27/1962
11	Gene Wiley	Drake	1/11/1962
10	Gene Wiley	Tulsa	1/18/1962
9	Gene Wiley	Houston	12/28/1960
	Robert Elmore	Bradley	1/15/1977
	Ehimen Orukpe	So. Illinois	1/9/2013
7	Gene Wiley	Bowling Green	12/28/1961
	Terry Benton	Kansas St.	12/12/1970
	Antoine Carr	W. Texas A&M	1/12/1981

STEALS

Total

7	Ernie Moore	Drake	1/19/1963
	Lynbert Johnson	So. Dakota	12/14/1978
	Robert George	Bradley	3/2/1992
	Tekele Cotton	Drake	2/22/2014
	Fred VanVleet	N. Mexico St.	11/14/2014
	Craig Porter Jr.	at Memphis	2/27/2022
6	Dave Stallworth	Montana St.	12/26/1963
	Steve Webster	Drake	1/7/1971
	Cheese Johnson	Creighton	2/9/1978
	Ray Shirley	Indiana St.	2/20/1978
	Lawrence Howell	Bradley	2/27/1978
	Bob Trogele	Tulsa	1/27/1979
	Tony Martin	US International	1/4/1982
	Xavier McDaniel	Neb.-Omaha	12/15/1984
	Lew Hill	New Orleans	12/19/1985
	Robert George	Drake	2/23/1991
	K.C. Hunt	So. Illinois	3/7/1992
	Jimmy Bolden	Florida	1/26/1993
	Ron Baker	Loyola Chicago	1/27/2016

DUNKS

Total (Since 1976-77)

6	Antoine Carr	Fr	Samford	12/18/1979
5	Antoine Carr	Fr	No. Mich.	11/30/1979
	Antoine Carr	Fr	at Drake	2/18/1980
	Xavier McDaniel	So	Indiana St.	2/12/1983
	Antoine Carr	Sr	So. Illinois	3/5/1983
	Claudius Johnson	Jr	Drake	2/29/1992
	Shaquille Morris	Sr	Tulsa	1/28/2018
4	Robert Elmore	Sr	Cal Poly	12/28/1976
	Antoine Carr	Fr	at Bradley	2/28/1980
	Antoine Carr	So	West Texas St.	1/12/1981
	Antoine Carr	So	at Bradley	2/26/1981
	Antoine Carr	So	Southern	3/13/1981
	Antoine Carr	Jr	West Texas St.	2/23/1982
	Xavier McDaniel	So	Little Rock	1/3/1983
	Xavier McDaniel	So	at W. Texas St.	1/6/1983
	Antoine Carr	Sr	Tulsa	1/13/1983
	Xavier McDaniel	Jr	So. Illinois	1/14/1984
	Xavier McDaniel	Jr	Indiana St.	2/16/1984
	Aaron Davis	So	at Indiana St.	1/19/1989
	Jamar Howard	Jr	Creighton	1/21/2004
	Zach Brown	So	Missouri St.	2/18/2016
	Shaquille Morris	Sr	SMU	1/17/2018

Dunks in a Half (Since 1976-77)

5	Antoine Carr	1H	Samford	12/18/1979
---	--------------	----	---------	------------

TRIPLE-DOUBLES

Player	P	R	A	B	Opponent (Date)
Gene Wiley	12	13	15		Purdue (12/11/1961)
Gene Wiley	17	16	12		Santa Clara (12/21/1961)
Gene Wiley	22	23	10		Tulsa (1/18/1962)
Gene Wiley	12	15	12		Louisville (1/27/1962)
Dave Stallworth	19	12	10		Saint Louis (1/16/1965)
Warren Armstrong	18	12	10		So. Illinois (3/1/1966)
Warren Armstrong	33	21	12		Arizona St. (12/11/1967)
Warren Armstrong	29	13	10		Memphis (1/13/1968)
Warren Armstrong	19	19	12		Loyola (2/26/1968)
Terry Benton	20	22	10		Tulsa (1/29/1972)
Fred VanVleet	10	10	11		Missouri St. (2/7/2015)
Craig Porter Jr.	15	10	10		at Tulane (2/26/2023)

Antoine Carr (1979-83)



SHOCKER

SEASON RECORDS

Year-By-Year Team Stats.....	143
Year-By-Year Opponent Stats	144
Wins, Home & Road Records	145
Team Single-Season.....	146-147
Individual Single-Season	148-150
Conference/National Leaders	151



TEAM SEASON RECORDS

YEAR-BY-YEAR --- WICHITA STATE SEASON STATISTICS (MODERN ERA)

Year	GP	FGM	FGA	Pct.	3PM	3PA	Pct.	FTM	FTA	Pct.	OR	DR	TR	Avg	PF	FO	Ast	TO	Blk	Stl	Pts	Avg
1945-46	23	390	-	-				237	-	-	-	-	-	-	352	6	-	-	-	-	1017	44.2
1946-47	25	364	-	-				313	-	-	-	-	-	-	436	9	-	-	-	-	1041	41.6
1947-48	25	435	-	-				316	-	-	-	-	-	-	516	18	-	-	-	-	1186	47.4
1948-49	26	439	-	-				362	-	-	-	-	-	-	-	-	-	-	-	-	1240	47.7
1949-50	24	450	1380	.326				382	-	-	-	-	-	-	-	-	-	-	-	-	1282	53.4
1950-51	25	490	1540	.318				423	630	.671	-	-	-	-	-	-	-	-	-	-	1403	56.1
1951-52	30	758	2170	.349				330	523	.631	-	-	1036	34.5	714	-	-	-	-	-	1846	61.5
1952-53	27	718	1920	.374				589	932	.632	-	-	921	34.1	638	-	-	-	-	-	2025	75.0
1953-54	31	909	2300	.395				663	1008	.658	-	-	1327	42.8	767	-	-	-	-	-	2481	80.0
1954-55	26	640	1681	.381				677	945	.716	-	-	1050	40.4	556	-	-	-	-	-	1957	75.3
1955-56	26	671	1767	.380				562	834	.674	-	-	1097	42.2	495	-	-	-	-	-	1904	73.2
1956-57	26	668	1760	.380				564	830	.680	-	-	1082	41.6	510	-	-	-	-	-	1900	73.1
1957-58	26	722	1746	.414				448	700	.640	-	-	1036	39.8	488	-	-	-	-	-	1892	72.8
1958-59	26	698	1670	.418				521	738	.706	-	-	1073	41.3	472	-	-	-	-	-	1917	73.7
1959-60	26	774	1800	.430				491	694	.707	-	-	1074	41.3	466	-	-	-	-	-	2039	78.4
1960-61	26	789	1796	.439				456	678	.673	-	-	1240	47.7	456	-	-	-	-	-	2034	78.2
1961-62	27	797	1837	.434				437	653	.669	-	-	1292	47.9	525	-	-	-	-	-	2031	75.2
1962-63	27	744	1659	.448				470	673	.698	-	-	1169	43.3	511	-	-	-	-	-	1958	72.5
1963-64	29	817	1683	.485				584	834	.700	-	-	1209	41.7	542	-	-	-	-	-	2218	76.5
1964-65	30	948	1987	.477				524	747	.701	-	-	1326	44.2	575	22	512	-	-	-	2420	80.7
1965-66	27	945	2019	.468				487	691	.705	-	-	1286	47.6	567	28	498	-	-	-	2377	88.0
1966-67	26	747	1605	.465				464	634	.732	-	-	1020	39.2	453	25	409	-	-	-	1958	75.3
1967-68	26	883	1933	.457				449	613	.732	-	-	1122	43.2	529	26	467	-	-	-	2215	85.2
1968-69	26	809	1846	.438				497	713	.697	-	-	1172	45.1	554	36	365	-	-	-	2115	81.3
1969-70	26	802	1836	.437				440	662	.665	-	-	1210	46.5	549	23	295	482	-	-	2044	78.6
1970-71	26	836	1926	.434				399	607	.657	-	-	1365	52.5	526	29	442	-	-	-	2071	79.7
1971-72	26	769	1573	.489				456	658	.693	-	-	1128	43.4	471	22	410	-	-	-	1994	76.7
1972-73	26	867	1818	.477				348	492	.707	-	-	1088	41.8	568	35	389	-	-	-	2082	80.1
1973-74	26	806	1701	.474				366	526	.696	-	-	1033	39.7	565	26	421	463	-	-	1978	76.1
1974-75	26	784	1618	.485				336	500	.672	-	-	1041	40.0	505	23	467	-	-	-	1904	73.2
1975-76	28	851	1788	.476				429	655	.655	-	-	1042	37.2	568	19	507	-	-	-	2131	76.1
1976-77	28	836	1849	.452				374	583	.642	-	-	1296	46.3	522	23	439	447	-	-	2046	73.1
1977-78	27	823	1731	.475				325	495	.657	-	-	1061	39.3	498	19	395	419	-	-	1971	73.0
1978-79	28	1035	2224	.465				415	645	.643	-	-	1365	48.8	708	31	620	520	-	-	2485	88.8
1979-80	29	900	1863	.483				373	582	.641	-	-	1189	41.0	644	25	603	535	-	-	2173	74.9
1980-81	33	1092	2180	.501				485	746	.650	-	-	1455	44.1	691	23	772	546	130	253	2669	80.9
1981-82	29	903	1779	.508				425	605	.702	-	-	1134	39.1	613	20	560	520	114	201	2231	76.9
1982-83	28	932	1769	.527	49	136	.389	440	645	.682	-	-	1186	42.4	574	16	524	498	107	169	2304	82.3
1983-84	30	869	1794	.484				487	743	.655	-	-	1151	38.4	630	25	480	504	88	185	2225	74.2
1984-85	31	961	1967	.489				443	727	.609	-	-	1274	41.1	602	13	558	492	67	178	2365	76.3
1985-86	28	701	1626	.431				372	600	.620	-	-	1066	38.1	563	20	429	425	58	172	1774	63.4
1986-87	33	768	1597	.481	107	247	.433	601	915	.657	407	744	1151	34.9	565	5	466	485	59	164	2244	68.0
1987-88	30	786	1570	.501	194	428	.453	495	963	.514	338	708	1046	34.9	505	9	550	457	37	187	2261	75.4
1988-89	30	816	1621	.503	177	420	.421	522	773	.675	337	665	1002	33.4	512	11	521	430	36	165	2331	77.7
1989-90	29	732	1664	.440	103	279	.369	437	620	.705	336	647	983	33.9	530	18	419	452	96	179	2004	69.1
1990-91	31	793	1828	.434	80	238	.336	386	581	.664	325	614	939	30.3	583	16	460	458	81	237	2052	66.2
1991-92	28	653	1531	.427	60	202	.297	344	564	.610	355	631	986	35.2	648	23	355	483	78	199	1710	61.1
1992-93	27	637	1419	.449	146	391	.373	323	490	.659	312	584	896	33.2	490	11	366	454	78	160	1743	64.6
1993-94	27	639	1521	.420	154	447	.345	314	450	.698	314	609	923	34.2	509	12	415	449	72	169	1746	64.7
1994-95	27	631	1507	.419	136	418	.325	342	513	.667	361	658	1019	37.7	502	18	329	373	69	129	1740	64.4
1995-96	29	650	1671	.389	108	392	.276	362	573	.632	400	738	1138	39.2	559	12	397	468	61	175	1770	61.0
1996-97	27	624	1477	.422	191	556	.344	376	554	.679	367	641	1008	37.3	590	20	393	402	43	176	1815	67.2
1997-98	31	663	1741	.381	191	654	.292	453	724	.626	400	710	1110	35.8	717	29	383	446	60	255	1970	63.5
1998-99	30	719	1593	.451	217	569	.381	437	634	.689	358	639	997	33.2	741	37	465	522	66	209	2092	69.7
1999-00	29	648	1593	.407	190	591	.321	439	621	.707	369	645	1014	35.0	680	22	407	453	58	241	1925	66.4
2000-01	28	627	1496	.419	161	499	.323	374	523	.715	304	677	981	35.0	555	13	404	413	74	142	1789	63.9
2001-02	30	724	1593	.454	199	523	.380	539	739	.729	366	699	1065	35.5	602	17	433	468	83	153	2186	72.9
2002-03	30	740	1621	.457	211	549	.384	466	639	.729	346	715	1061	35.4	552	16	463	470	61	184	2157	71.9
2003-04	32	791	1709	.463	216	588	.367	499	674	.740	336	871	1207	37.7	614	15	533	480	77	179	2297	71.8
2004-05	32	769	1644	.468	229	607	.377	533	743	.717	355	804	1159	36.2	604	16	495	444	76	161	2300	71.9
2005-06	35	839	1903	.441	237	648	.366	507	700	.724	425	892	1317	37.6	547	6	530	449	64	183	2422	69.2
2006-07	31	745	1623	.459	219	599	.366	419	589	.711	317	718	1035	33.4	559	0	463	373	90	188	2128	68.6
2007-08	31	676	1620	.417	180	585	.308	407	603	.675	396	731	1127	36.4	579	18	387	441	90	157	1939	62.5
2008-09	34	771	1762	.438	188	583	.322	408	595	.686	391	763	1154	33.9	615	6	453	474	113	216	2138	62.9
2009-10	35	837	1873	.447	228	638	.357	525	704	.746	393	815	1208	34.5	691	7	498	458	104	237	2427	69.3
2010-11	37	954	2037	.468	260	733	.355	522	700	.746	421	967	1388	37.5	672	6	572	462	144	212	2690	72.7
2011-12	33	912	1892	.482	230	620	.371	491	656	.748	359	894	1253	38.0	553	5	486	403	130	209	2545	77.1
2012-13	39	954	2166	.440	259	765	.339	553	791	.699	512	985	1497 </									



TEAM SEASON RECORDS

YEAR-BY-YEAR --- WICHITA STATE SEASON STATISTICS (MODERN ERA)																						
Year	GP	FGM	FGA	Pct.	3PM	3PA	Pct.	FTM	FTA	Pct.	OR	DR	TR	Avg	PF	FO	Ast	TO	Blk	Stl	Pts	Avg
1945-46	23	354	217	323	13	925	40.2
1946-47	25	386	302	430	14	1074	43.0
1947-48	25	404	350	481	18	1158	46.3
1948-49	26	1342	51.6
1949-50	24	1369	57.0
1950-51	25	1515	60.6
1951-52	30	711	1922	.370	.	.	.	475	741	.641	.	.	1230	41.0	650	25	321	.	.	.	1901	63.4
1952-53	27	637	1663	.383	.	.	.	628	923	.680	.	.	990	36.7	616	1902	70.5
1953-54	31	638	1822	.350	.	.	.	751	1180	.636	.	.	1156	37.3	667	2027	65.4
1954-55	26	604	1680	.358	.	.	.	613	930	.659	.	.	982	37.8	544	1821	70.0
1955-56	26	660	1732	.381	.	.	.	514	823	.624	.	.	1057	40.7	504	1834	70.5
1956-57	26	634	1645	.385	.	.	.	564	853	.661	.	.	1056	40.6	488	1832	70.5
1957-58	26	689	1652	.417	.	.	.	467	678	.688	.	.	947	36.4	510	1845	70.9
1958-59	26	725	1832	.396	.	.	.	421	660	.638	.	.	1075	41.3	517	1871	72.0
1959-60	26	747	1810	.413	.	.	.	432	658	.657	.	.	1014	39.0	485	1926	74.1
1960-61	26	726	1690	.430	.	.	.	393	619	.635	.	.	1184	45.5	476	1845	71.0
1961-62	27	714	1669	.428	.	.	.	446	688	.648	.	.	1163	43.1	491	1874	69.4
1962-63	27	638	1540	.414	.	.	.	481	681	.706	.	.	1045	38.7	500	1755	65.0
1963-64	29	736	1713	.430	.	.	.	462	701	.659	.	.	1127	38.9	599	26	1934	66.7
1964-65	30	890	1957	.455	.	.	.	446	711	.627	.	.	1288	42.9	556	18	409	.	.	.	2224	74.1
1965-66	27	880	1919	.459	.	.	.	515	738	.698	.	.	1254	46.3	583	23	426	.	.	.	2275	84.3
1966-67	26	832	1742	.478	.	.	.	384	569	.676	.	.	1103	42.4	462	19	290	.	.	.	2048	78.8
1967-68	26	892	1762	.506	.	.	.	485	686	.707	.	.	1163	44.7	446	16	394	.	.	.	2269	87.2
1968-69	26	806	1747	.461	.	.	.	554	782	.708	.	.	1250	48.1	532	23	372	.	.	.	2166	83.3
1969-70	26	840	1903	.441	.	.	.	503	748	.672	.	.	1354	52.1	499	15	363	.	.	.	2183	84.0
1970-71	26	816	1843	.442	.	.	.	448	700	.640	.	.	1207	48.2	479	22	306	.	.	.	2080	80.0
1971-72	26	698	1695	.412	.	.	.	439	610	.720	.	.	1045	40.1	511	15	353	.	.	.	1831	70.4
1972-73	26	855	1882	.454	.	.	.	403	589	.684	.	.	1224	47.0	533	.	366	.	.	.	2113	82.8
1973-74	26	778	1791	.434	.	.	.	426	593	.717	.	.	1092	42.0	579	.	422	428	.	.	1982	76.1
1974-75	26	796	1784	.446	.	.	.	345	489	.706	.	.	1033	39.7	541	28	410	391	.	.	1937	74.5
1975-76	28	788	1731	.455	.	.	.	360	515	.699	.	.	927	33.1	620	23	407	.	.	.	1936	69.1
1976-77	28	804	1811	.444	.	.	.	350	529	.662	.	.	1112	39.7	532	21	447	419	.	.	1958	69.9
1977-78	27	826	1722	.480	.	.	.	306	471	.650	.	.	1079	40.0	502	21	473	448	.	.	1958	72.5
1978-79	28	922	1946	.474	.	.	.	594	818	.726	.	.	1247	44.5	630	30	516	567	.	.	2438	87.1
1979-80	29	776	1818	.427	.	.	.	494	714	.692	.	.	1122	38.7	559	13	421	539	.	.	2046	70.5
1980-81	33	892	2026	.440	.	.	.	410	649	.632	.	.	1121	34.0	770	34	525	582	71	218	2194	66.5
1981-82	29	729	1705	.428	.	.	.	431	639	.674	.	.	954	32.9	573	16	400	501	73	240	1889	65.1
1982-83	28	799	1799	.444	.	.	.	391	596	.656	.	.	940	33.6	598	29	434	431	51	221	2038	75.5
1983-84	30	846	1795	.471	.	.	.	481	653	.737	.	.	1003	33.4	658	29	463	455	77	245	2173	72.4
1984-85	31	894	1954	.458	.	.	.	406	616	.659	.	.	1131	36.5	677	29	488	488	76	201	2194	70.8
1985-86	28	688	1503	.458	.	.	.	384	566	.678	.	.	938	33.5	560	22	413	415	69	205	1760	62.9
1986-87	33	833	1843	.452	.	.	.	114	334	.341	368	650	1018	30.8	777	45	409	427	79	234	2111	64.0
1987-88	30	803	1764	.455	166	411	.404	305	442	.690	341	609	950	31.7	665	28	427	407	74	223	2077	69.2
1988-89	30	825	1823	.453	142	417	.341	335	477	.702	345	543	984	32.8	670	35	450	380	66	183	2127	70.9
1989-90	29	751	1695	.443	153	410	.373	414	605	.684	327	597	1035	35.7	558	14	463	411	74	187	2069	67.8
1990-91	31	820	1789	.458	146	347	.421	439	648	.677	400	754	1194	38.5	558	10	436	532	97	226	2225	71.8
1991-92	28	621	1455	.427	90	252	.357	539	796	.677	362	646	1008	36.0	531	11	349	458	75	252	1871	66.8
1992-93	27	678	1485	.457	153	404	.379	371	511	.726	321	562	883	32.7	506	15	366	454	78	160	1880	69.6
1993-94	27	683	1522	.449	172	489	.352	407	604	.674	341	640	981	36.3	468	11	438	400	58	223	1945	72.0
1994-95	27	608	1492	.408	191	563	.339	371	533	.696	322	618	940	34.8	482	7	376	333	66	163	1778	65.9
1995-96	29	683	1642	.416	200	555	.360	371	575	.645	346	727	1073	37.0	540	13	431	432	64	233	1937	66.8
1996-97	27	563	1327	.424	141	423	.333	434	648	.670	248	598	846	31.3	533	16	310	408	64	161	1701	63.0
1997-98	31	653	1543	.423	152	462	.329	541	814	.665	348	822	1170	37.7	652	23	339	544	90	216	1999	64.5
1998-99	30	665	1431	.465	186	511	.364	601	862	.697	290	617	907	30.2	604	18	399	501	68	247	2117	70.6
1999-00	29	619	1424	.435	140	449	.312	576	801	.719	296	685	981	33.8	567	14	335	469	80	233	1954	67.4
2000-01	28	642	1505	.427	177	537	.330	419	613	.684	290	661	951	34.0	501	15	363	347	98	195	1880	67.1
2001-02	30	742	1669	.445	234	622	.376	448	654	.685	344	617	961	32.0	629	20	367	423	88	209	2166	72.2
2002-03	30	745	1682	.443	218	559	.390	407	570	.714	305	636	941	31.4	598	17	357	409	116	217	2115	70.5
2003-04	32	717	1819	.394	196	668	.293	446	649	.687	344	686	1030	32.2	641	17	358	409	79	207	2076	64.9
2004-05	32	730	1733	.421	212	627	.338	460	653	.704	310	637	947	29.6	650	16	334	365	87	231	2132	66.6
2005-06	35	785	1951	.402	238	706	.337	357	527	.677	366	754	1120	32.0	612	12	451	433	123	223	2165	61.9
2006-07	31	709	1633	.434	194	580	.334	376	537	.700	301	660	961	31.0	563	9	362	416	110	168	1988	64.1
2007-08	31	676	1572	.430	239	614	.389	404	563	.718	269	666	935	30.2	570	10	388	369	98	183	1995	64.4
2008-09	34	729	1664	.438	202	567	.356	464	664	.699	290	699	989	29.1	603	10	399	447	83	237	2124	62.5
2009-10	35	733	1722	.426	178	525	.339	518	729	.711	298	739	1037	29.6	645	11	376	494	94	203	2162	61.8
2010-11	37	798	1956	.408	195	577	.338	490	703	.697	318	760	1078	29.1	671	12	370	448	104	205	2281	61.6
2011-12	33	730	1858	.393	186	603	.308	414	601	.689	323	721	1044	31.6	595	8	357	424	97	188	2060	62.4
2012-13	39	797	2020	.395	238	739	.322	553	774	.714	355	835	1190	30.5	703	18	410	505	116	220	2385	61.2
2013-14	36	746	1911	.390	211	684	.308	438	674	.650	339	775	1114	30.9	752	21	356	436	93	170	2141	59.5
2014-15	35	691	1721	.402	187	531	.352	439	634	.692	304	772	1076	30.7	6							



TEAM SEASON RECORDS

WINS

Total Wins		
35	2013-14	35-1
31	2016-17	31-5
30	2014-15	30-5
	2012-13	30-9
29	2010-11	29-8
27	1953-54	27-4
	2011-12	27-6
26	1980-81	26-7
	2015-16	26-9
25	1982-83	25-3
	2017-18	25-8
	2009-10	25-10

Winning %		
.972	2013-14	35-1
.905	1926-27	19-2
.893	1982-83	25-3
.889	1920-21	16-2
.875	1932-33	14-2
.871	1953-54	27-4
.861	2016-17	31-5
.857	2014-15	30-5

Wins by 10+ Points		
29	2013-14	35-1
27	2016-17	31-5
23	2015-16	26-9
22	2010-11	29-8
21	2014-15	30-5
20	1953-54	27-4
	1980-81	26-7
	2011-12	27-6
	2012-13	30-9

Wins by 20+ Points		
17	2016-17	31-5
16	2015-16	26-9
12	1953-54	27-4
	1980-81	26-7
11	2011-12	29-8
10	2014-15	30-5
	2013-14	35-1

Wins by 30+ Points		
9	2016-17	31-5
5	1944-45	14-6
	1953-54	27-4
	1980-81	26-7
	2011-12	27-6
4	1961-62	18-9
	2015-16	26-9
	2017-18	25-8

Winning Streak		
35	11/9/2013	3/23/2014
16	1/17/2017	3/19/2017
14	12/7/1953	1/23/1954
13	11/30/1982	1/20/1983
12	2/12/1983	12/8/1983
	12/22/2015	2/6/2016
11	3/3/1920	2/18/1921
	12/26/1963	2/8/1964
10	2/7/1927	3/18/1927
	1/12/1981	2/16/1981
9	10 times, Last: 12/5/2019 to 1/12/2020	

Non-Conf. Streak*		
20	12/7/1953	12/20/1954
	12/20/2012	12/3/2014
12	12/14/1962	12/2/1963
11	11/25/2011	12/13/2012
10	12/19/1960	12/8/1961
	12/26/1963	12/14/1964
	1/31/1981	12/29/1981
9	11/11/2006	12/22/2006
	11/24/2009	12/21/2009

* = Regular Season Games Only

Total Games		
39	2012-13	
37	2010-11	
	2018-19	
36	2013-14	
	2016-17	
35	4x, Last: 2015-16	

HOME GAMES

Home Winning %			
1.000	2013-14	17-0	16-0 at CKA
	1982-83	15-0	
	2014-15	15-0	14-0 at CKA
	1965-66	13-0	
.944	2009-10	17-1	
.941	1986-87	16-1	
	2016-17	16-1	16-0 at CKA
.938	2011-12	15-1	14-1 at CKA
.933	1983-84	14-1	
	1987-88	14-1	
	2015-16	14-1	13-1 at CKA

Home Wn Streak			
43	11/9/2013	2/13/2016	
22	2/18/1982	12/22/1983	
20	12/12/1987	1/16/1989	
	1/10/2012	1/29/2013	
17	11/15/2009	3/17/2010	
15	3/1/1965	12/8/1966	
	12/13/1986	12/3/1987	
14	11/28/1980	2/16/1981	
	12/22/2016	12/9/2017	
	2/28/2019	1/9/2020	
13	1/29/1976	12/28/1976	
12	2/27/1953	2/4/1954	
	2/9/1956	1/19/1957	
	12/1/1961	3/3/1962	
	3/13/1981	2/6/1982	
	2/2/1998	1/21/1999	
	12/18/2020	12/5/2021	
11	12/10/1963	3/14/1964	
10	2/6/1954	1/15/1955	
	12/5/1964	2/27/1965	
	1/12/1984	11/26/1984	
	3/16/2005	1/5/2006	
	2/23/2011	12/31/2011	

Home Non-Conference Streak*			
41	11/13/2011	12/17/2016	
28	12/14/1979	12/22/1983	
20	1/23/1953	1/29/1955	
19	12/19/1960	12/4/1963	
	11/24/2008	2/18/2011	
16	12/10/1963	12/8/1966	
	11/25/2019	12/6/2020	
12	12/12/1987	2/19/1989	
10	12/28/1997	12/4/1999	

* = Regular Season Games Only

Roundhouse* Win Streak			
40	11/9/2013	2/13/2016	
27	2/15/2015	1/17/2018	
22	2/18/1982	12/22/1983	
20	12/12/1987	1/16/1989	
19	1/10/2012	1/29/2013	
17	11/15/2009	3/17/2010	
15	3/1/1965	12/8/1966	
	12/13/1986	12/3/1987	

* - Refers to games played at the site of Charles Koch Arena (formerly Henry Levitt Arena and WU Fieldhouse) since its 1955 debut.

ROAD GAMES

Road Winning %			
1.000	2013-14	12-0	
.909	2011-12	10-1	
	2016-17	10-1	
.846	1953-54	11-2	
.833	2014-15	10-2	
.818	2010-11	9-2	
	2017-18	9-2	
.769	1982-83	10-3	
.750	1981-82	9-3	
	2015-16	9-3	
.714	2020-21	5-2	
.700	1984-85	7-3	

Road Win Streak			
12	11/20/2013	12/3/2014	
11	1/17/2017	1/20/2018	
8	1/1/2011	2/15/2011	
	2/20/2019	1/12/2020	
7	1/29/1954	1/11/1955	
	3/20/2011	1/28/2012	
	2/9/2016	1/14/2017	
6	1/3/1930	2/11/1930	
	1/26/1931	12/31/1931	
	2/7/2006	1/1/2007	
	2/1/2012	12/13/2012	
	12/13/2014	1/31/2015	

OVERTIME

Overtime Games			
4	1962-63	2 Wins, 2 Losses	
	1972-73	2 Wins, 2 Losses	
	1978-79	2 Wins, 2 Losses	
	1987-88	1 Win, 3 Losses	
	1997-98	1 Win, 3 Losses	
	2007-08	1 Win, 3 Losses	

Consecutive Overtime Games			
3	2007-08		
	Feb. 13 -- at Northern Iowa (L, 75-77)		
	Feb. 16 -- Southern Illinois (L, 67-74)		
	Feb. 19 -- at Indiana State (L, 73-83)		
3	1987-88		
	Dec. 3 -- #11 Purdue (L, 78-80)		
	Dec. 5 -- at George Mason (L, 93-94)		
	Dec. 7 -- at Hartford (L, 62-69)		

Total Overtime Periods in a Season			
7	1972-73		
6	1962-63		

POINTS

Total Points	GP	Avg.	
2,916	2016-17	36	81.0
2,731	2017-18	33	82.8
2,720	2012-13	39	69.7
2,706	2013-14	36	75.2
2,690	2010-11	37	72.7

Scoring Offense	GP	PF	
88.8	1978-79	28	2,485
88.0	1965-66	27	2,377
85.2	1967-68	26	2,215
83.4	1982-83	28	2,304
82.8	2017-18	33	2,731
81.3	1968-69	26	2,115
81.0	2016-17	36	2,916
80.9	1980-81	33	2,669
80.7	1964-65	30	2,420
80.1	1972-73	26	2,082
80.0	1953-54	31	2,481

Most Bench Points / Game (1980-Pr.)	Bench Pts		
34.2	2016-17	36	1,231
31.7	2010-11	37	1,173
31.3	2017-18	33	1,034
29.1	2015-16	35	1,017
26.5	2004-05	32	847

Largest % of Pts by Bench	Bench Pts	Total Pts	
43.6%	2010-11	1,173	2,690
42.2%	2016-17	1,231	2,916
40.1%	2015-16	1,017	2,535
38.5%	1999-00	741	1,925
37.9%	2017-18	1,034	2,731

Fewest Bench Pts/Game (1980-Pr.)	Total Pts		
9.5	1984-85	31	294
10.1	1994-95	27	272
10.3	1983-84	30	310
12.9	1990-91	31	400
13.9	1982-83	28	390

% of Points by Starters	Starter Pts	Total Pts	
87.6%	1984-85	2,071	2,365
86.1%	1983-84	1,915	2,225
84.4%	1994-95	1,468	1,740
83.1%	1982-83	1,914	2,304
82.2%	1980-81	2,195	2,669
80.5%	1990-91	1,652	2,052

Marshall Era High: 76.7% in 2007-08

Scoring Defense (1945-Pr.)	GP	PA	
40.2	1945-46	23	925
43.0	1946-47	25	1,074
46.3	1947-48	25	1,158
51.6	1948-49	26	1,342
57.4	2014-15	35	2,008
57.5	1949-50	24	1,369
59.0	2015-16	35	2,066
59.5	2013-14	36	2,141
60.6	1950-51	25	1,515
61.2	2012-13	39	2,385

Scoring Margin (1945-Pr.)	PF	PA	
*18.6	2016-17	81.0	62.4
*15.7	2013-14	75.2	59.5
*14.68	1953-54	80.0	65.4
*14.70	2011-12	77.1	62.4
*14.4	1980-81	80.9	66.5
*13.4	2015-16	72.4	59.0
*12.9	2014-15	70.3	57.4
*11.8	1981-82	76.9	65.1
*11.1	2010-11	72.7	61.6
+11.1	2017-18	82.8	71.6
*10.6	1982-83	83.4	72.8

FIELD GOALS

FG Made	GP	Avg.	
1,092	1980-81	33	33.1
1,035	1978-79	28	37.0
992	2016-17	36	27.6
961	1984-85	31	31.0
957	2017-18	33	29.0
954	2010-11	37	25.8
954	2012-13	39	24.5
948	1964-65	30	31.6
945	1965-66	27	35.0
932	1982-83	28	33.3

Field Goals/Game	GP	Total	
37.0	1978-79	28	1035
35.0	1965-66	27	945
34.0	1967-68	26	883
33.3	1972-73	26	867
33.3	1982-83	28	932
33.1	1980-81	33	1092
32.2	1970-71	26	836
31.6	1964-65	30	948
31.1	1981-82	29	903
31.1	1968-69	26	809

FG Attempts	GP	Avg.	
2,300	1953-54	31	74.2
2,224	1978-79	28	79.4
2,180	1980-81	33	66.1
2,170	1951-52	30	72.3
2,166	2012-13	39	55.5
2,116			



TEAM SEASON RECORDS

3-POINT FIELD GOALS

1987-08 = 19' 9" | 2008-19 = 20'9" | 2019-Pr. = 22' 1 3/4"

3-Point Field Goals	GP	Avg.
310	2016-17	36
300	2017-18	33
276	2018-19	37
260	2010-11	37
259	2012-13	39
250	2015-16	35
250	2013-14	36
244	2019-20	31
239	2014-15	35
237	2005-06	35

3-Point FG / Game	GP	Total
9.09	2017-18	33
8.61	2016-17	36
8.09	2020-21	22
7.87	2019-20	31
7.54	2021-22	28
7.46	2018-19	37
7.23	1998-99	30
7.16	2004-05	32
7.14	2015-16	35
7.07	1996-97	27

3FG Attempts	GP	Avg.
890	2018-19	37
787	2017-18	33
771	2015-16	35
769	2016-17	36
765	2012-13	39
744	2019-20	31
733	2010-11	37
712	2013-14	36
677	2021-22	28
670	2014-15	35

3FG Attempts/Game	GP	Total
24.18	2021-22	28
24.09	2020-21	22
24.05	2018-19	37
24.00	2019-20	31
23.8	2017-18	33
22.0	2015-16	35
21.41	2022-23	32
21.36	2016-17	36
21.1	1997-98	31
20.6	1996-97	27

3FG%	3FGM	3FGA
.453	1987-88	194
.433	1986-87	107
.421	1988-89	177
.403	2016-17	310
.384	2002-03	211
.381	1998-99	217
.381	2017-18	300
.380	2001-02	199
.377	2004-05	229
.373	1992-93	146

3FG% Defense	3FGM	3FGA
.293	2003-04	196
.296	2020-21	150
.302	2019-20	182
.307	2011-12	186
.308	2013-14	211
.311	2016-17	241
.312	1999-00	140
.316	2021-22	186
.322	2012-13	238
.324	2015-16	203

FREE THROWS

FT Made	GP	Avg.
677	1954-55	26
664	2013-14	36
663	1953-54	31
622	2016-17	36
601	1986-87	33
589	1952-53	27
584	1963-64	29
564	1956-57	26
562	1955-56	26
560	2018-19	37

FT Made / Game	GP	Total
26.04	1954-55	26
21.81	1952-53	27
21.69	1956-57	26
21.62	1955-56	26
21.39	1953-54	31
20.14	1963-64	29
20.04	1958-59	26
19.12	1968-69	26

18.88	1959-60	26
18.44	2013-14	36

FT Attempts	GP	Avg.
1008	1953-54	31
963	1987-88	30
945	1954-55	26
932	1952-53	27
916	2013-14	36
915	1986-87	33
848	2016-17	36
834	1955-56	26
834	1963-64	29
830	1956-57	26

FT Attempts/Game	GP	Total
36.4	1954-55	26
34.5	1952-53	27
32.5	1953-54	31
32.10	1987-88	30
32.08	1955-56	26
31.9	1956-57	26
28.8	1963-64	29
28.4	1958-59	26
27.7	1986-87	33
27.4	1968-69	26

FT %	FTM	FTA
.753	2021-22	390
.748	2011-12	491
.746	2009-10	525
.746	2010-11	522
.740	2003-04	499
.739	2017-18	517
.733	2016-17	622
.732	1967-68	449
.732	1966-67	464
.729	2001-02	539

REBOUNDING

Total Rebounds	GP	Avg.
1,497	2012-13	39
1,474	2016-17	36
1,455	1980-81	33
1,416	2018-19	37
1,388	2010-11	37
1,382	2013-14	36
1,365	1978-79	28
1,365	1970-71	26
1,340	2017-18	33
1,327	1953-54	31

Rebounds/Game	GP	Total
52.5	1970-71	26
48.8	1978-79	28
47.9	1961-62	27
47.7	1960-61	26
47.6	1965-66	27
46.5	1969-70	26
46.3	1976-77	28
45.1	1968-69	26
44.2	1964-65	30
44.1	1980-81	33

Offensive Reb. (Since 1985-86)	GP	Total
13.8	1995-96	29
13.6	1996-97	27
13.4	1994-95	27
13.1	2012-13	39
12.9	1997-98	31
12.8	2007-08	31
12.7	1999-00	29
12.7	1991-92	28
12.3	1986-87	33
12.3	2018-19	37

Margin (1978-Pr.)	TR	Opp. TR
*10.1	1980-81	44.1
*9.9	2017-18	40.6
*8.9	2016-17	40.9
*8.8	1982-83	42.4
*8.4	2010-11	37.5
*7.9	2012-13	38.4
*7.4	2013-14	38.4
*6.6	2004-05	36.2
*6.5	1976-77	46.3
*6.5	2011-12	38.0

Offensive Reb. % (Since 1985-86)	OR	Opp. DR
.385	1986-87	407
.383	1988-89	337
.3803	1996-97	367
.3801	2012-13	512
.3729	2007-08	396
.3723	2001-02	366

.369	1994-95	361
.367	1998-99	358
.3605	2005-06	425
.3601	1989-90	336

Defensive Reb. % (Since 1985-86)	DR	Opp. OR
.774	2017-18	405
.762	2015-16	898
.759	2019-20	844
.758	2016-17	1040
.753	2010-11	967
.740	2013-14	963
.7351	2012-13	985
.7346	2011-12	894
.7323	2009-10	815
.7319	2014-15	830

ASSISTS

Total Assists	GP	Avg.
772	1980-81	33
620	1978-79	28
610	2017-18	33
603	1979-80	29
586	2016-17	36
572	2010-11	37
560	1981-82	29
558	1984-85	31
550	1987-88	30
533	2003-04	32

Assists/Game	GP	Total
23.4	1980-81	33
22.1	1978-79	28
20.8	1979-80	29
19.3	1981-82	29
18.7	1982-83	28
18.5	2017-18	33
18.4	1965-66	27
18.3	1987-88	30
18.1	1975-76	28
18.0	1984-85	31

A:TO Ratio	A	TO
1.58	2017-18	610
1.46	2014-15	476
1.44	2016-17	586
1.41	1980-81	772
1.41	2015-16	488
1.31	2013-14	491
1.24	2006-07	463
1.24	2010-11	572
1.21	1988-89	521
1.21	2011-12	486

TURNOVERS

Fewest TO/Game	GP	TO
9.3	2014-15	35
9.9	2015-16	35
10.4	2013-14	36
11.2	2020-21	22
11.3	2016-17	36
11.7	2017-18	33
12.0	2006-07	31
12.1	2018-19	37
12.2	2011-12	33
12.5	2010-11	37

TO Forced/Game	TO	Opp. TO
20.3	1978-79	28
18.6	1979-80	29
17.6	1980-81	33
17.5	1997-98	31
17.3	1981-82	29
17.2	1990-91	31
16.8	1992-93	27
16.7	1998-99	30
16.6	1977-78	27
16.5	1973-74	26

Turnover Margin	TO	Opp. TO
5.60	2015-16	9.9
3.91	2014-15	9.3
3.16	1997-98	14.4
2.39	1990-91	14.8
2.28	2016-17	11.3
1.82	2020-21	11.2
1.72	2013-14	10.4
1.55	2019-20	12.8
1.39	2006-07	12.0
1.09	1980-81	16.5

BLOCKS

Total Blocks	GP	Avg.
184	2013-14	36
177	2012-13	39
144	2010-11	37
140	2016-17	36
135	2018-19	37
134	2014-15	35
130	1980-81	33
130	2011-12	33
129	2022-23	32
128	2021-22	28

Blocks/Game	GP	Total
5.11	2013-14	36
4.57	2021-22	28
4.54	2012-13	39
4.03	2022-23	32
3.939	1980-81	33
3.939	2011-12	33
3.931	1981-82	29
3.892	2010-11	37
3.888	2016-17	36
3.85	2017-18	33

STEALS

Total Steals	GP	Avg.
289	2012-13	39
255	1997-98	31
255	2015-16	35
253	1980-81	33
250	2014-15	35
247	2013-14	36
241	1999-00	29
237	1990-91	31
237	2009-10	35
235	2016-17	36

Steals/Game	GP	Total
8.31	1999-00	29
8.23	1997-98	31
7.67	1980-81	33
7.65	1990-91	31
7.54	2021-22	28
7.41	2012-13	39
7.29	2015-16	35
7.14	2014-15	35
7.11	1991-92	28
7.06	2019-20	31

DUNKS

Total Dunks (1978-Pr.)	GP	Avg.
93	1980-81	33
92	2017-18	33
90	1981-82	29
87	2016-17	36
85	1979-80	29
84	2013-14	36
83	1982-83	28
78	2019-20	31
78	2014-15	35
63	2015-16	35

Dunks / Game (1978-Pr.)	GP	Total
3.10	1981-82	29



INDIVIDUAL SEASON RECORDS

SCORING

Total Points	Cl.	GP	Season
844	Xavier McDaniel	Sr.	31 1984-85
769	Dave Stallworth	Jr.	29 1963-64
672	Markis McDuffie	Sr.	37 2018-19
632	Maurice Evans	So.	28 1998-99
619	Xavier McDaniel	Jr.	30 1983-84
612	Cliff Levingston	So.	33 1980-81
609	Dave Stallworth	So.	27 1962-63
600	Lynbert Johnson	Sr.	27 1978-79
595	Jamie Thompson	Jr.	27 1965-66
591	Cleanthony Early	Sr.	36 2013-14
587	Jason Perez	Sr.	29 1999-00
581	Greg Garney	Sr.	25 1969-70
575	Aubrey Sherrord	Sr.	31 1984-85
564	Cleo Littleton	Jr.	31 1953-54
555	Cleo Littleton	Fr.	30 1951-52
550	Cleo Littleton	Sr.	26 1954-55
546	Greg Garney	Jr.	26 1968-69
544	Cleanthony Early	Jr.	39 2012-13
526	Xavier McDaniel	So.	28 1982-83
523	Antoine Carr	So.	33 1980-81
518	Kelly Pete	Jr.	30 1964-65
516	Ron Baker	Jr.	35 2014-15
513	Lynbert Johnson	Jr.	27 1977-78
505	Jason Perez	Jr.	30 1998-99
503	Ron Washington	Jr.	26 1967-68
500	Bob Wilson	Sr.	25 1973-74

Total Points (Freshman)

555	Cleo Littleton	Fr.	30 1951-52
457	Cliff Levingston	Fr.	29 1979-80
442	Antoine Carr	Fr.	29 1979-80

Scoring Average

27.2	Xavier McDaniel	Sr.	31 1984-85
26.5	Dave Stallworth	Jr.	29 1963-64
25.0	Dave Stallworth	Sr.	16 1964-65
23.2	Greg Garney	Sr.	25 1969-70
22.6	Antoine Carr	Sr.	22 1982-83
22.6	Maurice Evans	So.	28 1998-99
22.6	Dave Stallworth	So.	27 1962-63
22.2	Lynbert Johnson	Sr.	27 1978-79
22.0	Jamie Thompson	Sr.	27 1965-66
21.2	Cleo Littleton	Sr.	26 1954-55
21.0	Greg Garney	Jr.	26 1968-69
20.6	Xavier McDaniel	Jr.	30 1983-84
20.6	Ron Washington	Sr.	16 1968-69
20.2	Jason Perez	Sr.	29 1999-00
20.0	Bob Wilson	Sr.	25 1973-74

Scoring Average (Freshman)

18.5	Cleo Littleton	Fr.	- 1951-52
15.7	Cliff Levingston	Fr.	- 1979-80
15.2	Antoine Carr	Fr.	- 1979-80
13.1	Marvin Hill	Fr.	- 1995-96
12.8	John Smith	Fr.	- 1991-92
12.1	Jason Perez	Fr.	- 1996-97
12.1	Maurice Evans	Fr.	- 1997-98
12.1	Randy Burns	Fr.	- 2001-02
11.7	Jamie Arnold	Fr.	- 1993-94
11.6	Sasha Radunovich	Fr.	- 1985-86
11.4	Landry Shamet	R-Fr.	- 2016-17
11.2	Cheese Johnson	Fr.	- 1975-76
11.0	Aubrey Sherrord	Fr.	- 1981-82
11.0	Toure Murry	Fr.	- 2008-09
10.9	Jamar Howard	Fr.	- 2001-02
10.6	Chad Elstun	Fr.	- 1992-93

Scoring Leaders, By Year

Year	Cl.	Pts	PPG
1946	Harold Beal	Jr.	239 10.4
1947	Harold Beal	Sr.	167 7.3
1948	Elvin Vaughn	Sr.	214 8.6
1949	Rex McMurray	So.	206 8.6
1950	John Friedersdorf	So.	319 13.3
1951	John Friedersdorf	Jr.	275 11.5
1952	Cleo Littleton	Fr.	555 18.5
1953	Cleo Littleton	So.	495 18.3
1954	Cleo Littleton	Jr.	564 18.2
1955	Cleo Littleton	Sr.	550 21.2
1956	Bob Hodgson	Sr.	454 17.5
1957	Joe Stevens	Jr.	470 18.1
1958	Joe Stevens	Sr.	390 15.0
1959	Al Tate	Jr.	430 16.5
1960	Al Tate	Sr.	439 16.9
1961	Ron Heller	Sr.	452 17.4
1962	Ernie Moore	Jr.	407 15.1
1963	Dave Stallworth	So.	609 22.6
1964	Dave Stallworth	Jr.	769 26.5
1965	Dave Stallworth*	Sr.	400 25.0
	Kelly Pete	Jr.	518 17.3
1966	Jamie Thompson	Jr.	595 22.0
1967	Jamie Thompson	Sr.	464 17.8
1968	Ron Washington	Jr.	503 19.3
1969	Greg Garney	Jr.	546 21.0
1970	Greg Garney	Sr.	581 23.2
1971	Ron Harris	Jr.	486 18.7
1972	Ron Harris	Sr.	477 18.3

1973	Bob Wilson	Jr.	460 17.7
1974	Bob Wilson	Sr.	500 20.0
1975	Robert Elmore	So.	451 17.3
1976	Robert Gray	Sr.	345 13.3
1977	Cheese Johnson	So.	480 17.1
1978	Cheese Johnson	Jr.	513 19.0
1979	Cheese Johnson	Sr.	600 22.2
1980	Cliff Levingston	Fr.	457 15.7
1981	Cliff Levingston	So.	612 18.5
1982	Antoine Carr	Jr.	449 16.0
1983	Antoine Carr	Sr.	497 22.6
1984	Xavier McDaniel	Jr.	619 20.6
1985	Xavier McDaniel	Sr.	844 27.2
1986	Gus Santos	Jr.	420 15.0
1987	Henry Carr	Sr.	390 11.8
1988	Sasha Radunovich	Jr.	408 14.1
1989	Steve Grayer	Sr.	421 14.0
1990	John Cooper	Jr.	494 17.0
1991	John Cooper**	Sr.	166 20.8
	Paul Guffrovich	Sr.	491 15.8
1992	John Smith	Fr.	295 12.8
1993	Jimmy Bolden	Sr.	363 13.4
1994	Jamie Arnold	Fr.	315 11.7
1995	L.D. Swanson	Sr.	395 14.6
1996	Darin Miller	Jr.	281 9.7
1997	Jamie Arnold	Sr.	331 15.0
	Jason Perez	Fr.	327 12.1
1998	Jason Perez	So.	420 13.5
1999	Maurice Evans	So.	632 22.6
2000	Jason Perez	Sr.	587 20.2
2001	Terrell Benton	Jr.	359 12.8
2002	Randy Burns	Fr.	363 12.1
2003	Randy Burns	So.	452 15.1
2004	Jamar Howard	Jr.	441 13.8
2005	Randy Burns	Sr.	386 12.1
2006	Paul Miller	Sr.	458 13.1
2007	Kyle Wilson	Sr.	424 13.7
2008	PJ Cousinard	Sr.	416 13.4
2009	Clevin Hannah	Jr.	381 11.2
2010	Clevin Hannah	Sr.	385 12.0
	Toure Murry	So.	418 11.9
2011	J.T. Durlley	Sr.	416 11.2
2012	Joe Ragland	Sr.	429 13.4
2013	Cleanthony Early	Jr.	544 13.9
2014	Cleanthony Early	Sr.	591 16.4
2015	Ron Baker	Jr.	516 14.7
2016	Ron Baker	Sr.	491 14.0
2017	Markis McDuffie	So.	415 11.5
2018	Landry Shamet	So.	477 14.9
2019	Markis McDuffie	Sr.	672 18.2
2020	Jaime Echenique	Sr.	306 11.3
2021	Tyson Etienne	So.	359 16.3
2022	Tyson Etienne	So*	402 14.9
2023	Jaykwon Walton	Jr.	389 13.9
	Craig Porter Jr.	Sr.	420 13.5

Highest Percentage of Total Team Points

35.7%	Xavier McDaniel	844	2365	1984-85
34.7%	Dave Stallworth	769	2218	1963-64
31.1%	Dave Stallworth	609	1958	1962-63
30.5%	Jason Perez	587	1925	1999-00
30.2%	Maurice Evans	632	2092	1998-99

Highest Scoring Duos (% of Total Teams Points)

60.0%	Xavier McDaniel	844	2365	1984-85
	Aubrey Sherrord	575		
54.4%	Maurice Evans	632	2092	1998-99
	Jason Perez	505		
51.4%	Dave Stallworth	769	2218	1963-64
	Nate Bowman	370		

Consecutive Games in Double-Figures (1979-Pr.)

65	Xavier McDaniel	Sr.	**1984-85
34	Cliff Levingston	So.	*1980-81
31	Antoine Carr	Sr.	***1982-83
24	Aubrey Sherrord	Sr.	*1984-85
24	Jason Perez	Sr.	*1999-00
21	Maurice Evans	So.	*1998-99
20	John Cooper	Jr.	1989-90
19	Cleanthony Early	Sr.	*2013-14
17	Markis McDuffie	Sr.	2018-19
15	Steve Grayer	Jr.	1987-88
15	Jason Perez	Sr.	1999-00

* = Streak began previous year

** = Last 4 games of '82-'83 and every game of '83-'84 & '84-'85

*** = Last 9 games of '81-'82 and every game in '82-'83

20-Point Games (Since 1980-81)

27	Xavier McDaniel	Sr.	1984-85
18	Maurice Evans	So.	1998-99
17	Jason Perez	Sr.	1999-00
15	Cliff Levingston	So.	1980-81
	Xavier McDaniel	Jr.	1983-84
13	Antoine Carr	Sr.	1982-83
	Markis McDuffie	Sr.	2018-19
12	Antoine Carr	Jr.	1981-82
	Xavier McDaniel	So.	1982-83
11	Aubrey Sherrord	Sr.	1984-85

	Paul Guffrovich	Sr.	1990-91
10	Cleanthony Early	Sr.	2013-14
	Tyson Etienne	So.	2020-21

Consecutive 20-Point Games (Since 1980-81)

18	Xavier McDaniel	Sr.	*1984-85
7	Xavier McDaniel	Sr.	*1984-85
7	Jason Perez	Sr.	1999-00
6	Maurice Evans	So.	1998-99
5	John Cooper	Sr.	1990-91
4	8x, Last: Markis McDuffie	(2018-19)	

* = McDaniel's two streaks were separated by one 18-point game

REBOUNDING

Total Rebounds	Cl.	GP	Season
460	Xavier McDaniel	Sr.	31 1984-85
441	Robert Elmore	Sr.	28 1976-77
437	Terry Benton	Jr.	26 1970-71
403	Xavier McDaniel	So.	28 1982-83
393	Xavier McDaniel	Jr.	30 1983-84
376	Cliff Levingston	So.	33 1980-81
364	Terry Benton	Sr.	26 1971-72
323	Warren Armstrong	Jr.	27 1965-66
302	Gene Wiley	Jr.	25 1960-61
	Robert Elmore	So.	26 1974-75
301	Warren Armstrong	Sr.	26 1967-68
299	Bob Hodgson	Sr.	26 1955-56
295	Cliff Levingston	Jr.	29 1981-82
294	Cliff Levingston	Fr.	29 1979-80
	Dave Stallworth	Jr.	29 1963-64
285	Lynbert Johnson	Sr.	27 1978-79
283	Ron Heller	Jr.	26 1959-60
282	Robert Elmore	Jr.	28 1975-76
277	Al Tate	Jr.	26 1958-59
	Lynbert Johnson	So.	28 1976-77
275	Dave Stallworth	So.	27 1962-63
271	Lynbert Johnson	Jr.	27 1977-78
269	Ron Heller	Sr.	26 1960-61
266	Gene Wiley	Sr.	25 1961-62
264	Sam Smith	Jr.	27 1961-62
259	Al Tate	Sr.	26 1959-60
258	Nate Bowman	Jr.	29 1963-64
255	Garrett Stutz	Sr.	32 2011-12
253	Larry Callis	Sr.	29 1995-96
252	Rashard Kelly	Sr.	33 2017-18

Total Rebounds (Freshman)

294	Cliff Levingston	Fr.	29 1979-80
242	Jamie Arnold	Fr.	27 1993-94
231	Cleo Littleton	Fr.	30 1951-52

Rebounds/Game	Cl.	GP	Season
16.8	Terry Benton	Jr.	26 1970-71
15.8	Robert Elmore	Sr.	28 1976-77
14.8	Xavier McDaniel	Sr.	31 1984-85
14.4	Xavier McDaniel	So.	28 1982-83
14.0	Terry Benton	Sr.	26 1971-72
13.1	Xavier McDaniel	Jr.	30 1983-84
12.1	Dave Stallworth	Jr.	16 1964-65
12.1	Gene Wiley	Jr.	25 1960-61
12.0	Warren Armstrong	Jr.	27 1965-66
11.6	Robert Elmore	So.	26 1974-75
11.6	Warren Armstrong	Sr.	26 1967-68
11.5	Bob Hodgson	Sr.	26 1955-56
11.4	Cliff Levingston	So.	33 1980-81
10.9	Ron Heller	Jr.	26 1959-60
10.7	Al Tate	Jr.	26 1958-59
10.6	Gene Wiley	Sr.	25 1961-62
10.6	Lynbert Johnson	Sr.	27 1978-79
10.3	Ron Heller	Sr.	26 1960-61
10.3	Ron Washington	Sr.	16 1968-69
10.2	Dave Stallworth	So.	27 1962-63
10.2	Cliff Levingston	Jr.	29 1981-82
10.1	Cliff Levingston	Fr.	29 1979-80
10.1	Dave Stallworth	Jr.	29 1963-64
10.1	Robert Elmore	Jr.	28 1975-76
10.0	Lynbert Johnson	Jr.	27 1977-78
10.0	Al Tate	Sr.	26 1959-60

Rebounds/Game (Freshman)

10.1	Cliff Levingston	Fr.	29 1979-80
9.0	Jamie Arnold	Fr.	27 1993-94
7.7	Cleo Littleton	Fr.	30 1951-52

Year-by-Year Rebounding Leaders

1952	Cleo Littleton	Fr.	231 7.7
1953	Merv Carman	So.	213 7.9
1954	Cleo Littleton	Jr.	239 7.7
1955	Cleo Littleton	Sr.	212 8.2
1956	Bob Hodgson	Sr.	299 11.5
1957	Don Woodworth	Jr.	231 8.9
1958	Al Tate	So.	238 9.2
1959	Al Tate	Jr.	277 10.7
1960	Ron Heller</		



INDIVIDUAL SEASON RECORDS



Randy Burns (2001-05)

494	Cleo Littleton	Jr.	31	1953-54
470	Aubrey Sherrord	Sr.	31	1984-85
459	Jason Perez	Sr.	29	1999-00
458	Maurice Evans	So.	28	1998-99
456	Lynbert Johnson	Sr.	27	1978-79
452	Cliff Livingston	So.	33	1980-81
450	Warren Armstrong	Sr.	26	1967-68
446	Jamie Thompson	-	27	1965-66
445	Xavier McDaniel	Jr.	30	1983-84
431	Cleo Littleton	Sr.	26	1954-55
429	Paul Guffrovich	-	31	1990-91
428	Cleo Littleton	So.	27	1952-53

Field Goal Attempts / Game

21.0	Greg Carney	525	25	1969-70
20.4	Greg Carney	529	26	1968-69
20.3	Xavier McDaniel	628	31	1984-85
19.7	Ron Harris	512	26	1970-71
17.9	Dave Stallworth	518	29	1963-64
17.3	Warren Armstrong	450	26	1967-68
16.93	Cleo Littleton	508	30	1951-52
16.89	Lynbert Johnson	456	27	1978-79
16.6	Cleo Littleton	431	26	1954-55
16.5	Jamie Thompson	446	27	1965-66

Field Goal % (Min. 3 FGM/Game)

.616	Steve Grayer	133-216	1987-88
.605	Claudius Johnson	89-147	1991-92
.604	Morris Udeze	88-146	2020-21
.595	Henry Carr	131-220	1986-87
.593	Xavier McDaniel	223-376	1982-83
.590	Neil Strom	102-173	1974-75
.588	Ryan Martin	94-160	2006-07
.586	Antoine Carr	211-360	1980-81
.581	Carl Williams	79-136	1967-68
.577	Karl Papke	86-149	1982-83
.576	Ramon Clemente	102-177	2008-09
.575	Antoine Carr	195-339	1982-83
	Dwayne Praylow	88-153	1988-89
.572	Carl Hall	107-187	2011-12
.568	Joe Ragland	150-264	2011-12
.566	Antoine Carr	179-316	1981-82
.564	Xavier McDaniel	251-445	1983-84
.562	Neil Strom	68-121	1973-74
.559	Xavier McDaniel	351-628	1984-85
	Jamar Howard	138-247	2003-04

Field Goal % (Freshmen: Min. 3FGM/Game)

.546	Cliff Livingston (Fr.)	189-346	1979-80
.528	Jamar Howard (Fr.)	114-216	2001-02
.519	P.J. Cousinard (R-Fr.)	189-346	2004-05

Field Goal % Yearly Leaders

Year	Player	FGM-FGA	Pct.
1949	Walt Knocke	31-76	.408
1950	John Friedersdorf	111-271	.410
1951	Erwin Knocke	42-121	.347
1952	Cleo Littleton	214-508	.421
1953	Jim McDerney	116-262	.443
1954	Cleo Littleton	212-494	.429
1955	Bob Hodgson	132-318	.415
1956	Leo Carney	71-166	.428
1957	Don Lock	70-159	.440
1958	Don Lock	102-225	.453
1959	John Gales	98-197	.497
1960	John Gales	85-173	.491
1961	Ernie Moore	86-171	.503
1962	Gene Wiley	123-249	.494
1963	Dave Stallworth	222-421	.527
1964	Dave Stallworth	283-518	.546
1965	Dave Stallworth*	153-275	.556
1966	Jamie Thompson	229-446	.513

1967	Warren Armstrong	136-267	.509
1968	Ron Washington	189-391	.483
1969	Jim Givens	85-172	.494
1970	Ron Harris	154-314	.490
1971	Terry Benton	161-326	.494
1972	Terry Benton	159-310	.513
1973	Rich Morsden	166-317	.524
1974	Bob Wilson	216-404	.535
1975	Neil Strom	102-173	.590
1976	Lynbert Johnson	127-246	.516
1977	Robert Elmore	157-304	.516
1978	Cheese Johnson	199-359	.554
1979	Cheese Johnson	234-456	.513
1980	Cliff Livingston	189-346	.546
1981	Antoine Carr	211-360	.586
1982	Antoine Carr	179-316	.566
1983	Xavier McDaniel	223-376	.593
1984	Xavier McDaniel	251-445	.564
1985	Xavier McDaniel	351-628	.559
1986	Gus Santos	164-319	.514
1987	Henry Carr	131-220	.595
1988	Steve Grayer	133-216	.616
1989	Dwayne Praylow	88-153	.575
1990	Aaron Davis	99-211	.469
1991	Claudius Johnson	110-222	.495
1992	Claudius Johnson	89-147	.605
1993	Claudius Johnson	70-126	.556
1994	Jamie Arnold	120-245	.490
1995	Jamie Arnold	118-230	.513
1996	Darin Miller	115-232	.496
1997	Jamie Arnold	120-226	.531
1998	Darrin Williams	60-128	.469
1999	Troy Mack	75-190	.536
2000	Jason Perez	206-459	.449
2001	Adam Grundvig	77-126	.611
2002	Jamar Howard	114-216	.528
2003	Jamar Howard	141-279	.505
2004	Jamar Howard	138-247	.559
2005	Jamar Howard	124-233	.532
2006	Paul Miller	174-340	.512
2007	Ryan Martin	94-160	.588
2008	Ramon Clemente	81-161	.503
2009	Ramon Clemente	102-177	.506
2010	Gabe Blair	78-158	.494
2011	Garrett Stutz	96-179	.536
2012	Joe Ragland	150-264	.568
2013	Carl Hall	145-267	.543
2014	Chadrack Lufie	80-145	.552
2015	Shaquille Morris	61-112	.545
2016	Shaquille Morris	94-166	.566
2017	Darral Willis Jr.	127-236	.538
2018	Shaquille Morris	176-318	.553
2019	Asbjorn Midtgaard	55-87	.632
2020	Jaime Echenique	111-228	.487
2021	Morris Udeze	88-146	.604
2022	Morris Udeze	103-204	.505
2023	Jaykwon Walton	136-254	.535

3-POINT FIELD GOALS

3-Point Field Goals Made	Cl.	GP	Season
91	Sean Ogirri	So.	35 2005-06
84	Landry Shamet	So.	32 2017-18
	Markis McDuffie	Sr.	37 2018-19
80	Ron Baker	Jr.	35 2014-15
75	David Kyles	Jr.	37 2010-11
73	Conner Frankamp	Jr.	34 2016-17
	Tyson Etienne	So.*	27 2021-22
72	Landry Shamet	R-Fr.	36 2016-17
69	Maurice Evans	So.	28 1998-99
68	Ron Baker	So.	36 2013-14
67	Randy Burns	Sr.	32 2004-05
66	Cleathony Early	Sr.	36 2013-14
	Clevin Hannah	Jr.-TR	34 2008-09
	Terrell Benton	Jr.	28 2000-01
65	Tyson Etienne	So.	22 2020-21
64	Sean Ogirri	Jr.	30 2006-07
	Randy Burns	Jr.	32 2003-04
	Ron Baker	Sr.	35 2015-16
	Samajae Haynes-Jones	Sr.	37 2018-19
62	Clevin Hannah	Sr.	32 2009-10
	Aaron Hogg	Jr.-TR	30 2002-03
	Tyson Etienne	Jr.	31 2019-20
61	Malcolm Armstead	Sr.-TR	39 2012-13
60	Randy Burns	So.	30 2002-03

3-Point FGM (Freshman)	Cl.	GP	Season
72	Landry Shamet	R-Fr.	36 2016-17
62	Tyson Etienne	Fr.	31 2019-20
59	Chad Elstun	Fr.	27 1992-93
57	Randy Burns	Fr.	30 2001-02
54	Dexter Dennis	Fr.	35 2018-19

3-Point FGM/Game	Cl.	Total	Season
2.95	Tyson Etienne	So.	65 2020-21
2.70	Tyson Etienne	So*	73 2021-22
2.63	Landry Shamet	So.	84 2017-18
2.60	Sean Ogirri	So.	91 2005-06

2.46	Maurice Evans	So.	69	1998-99
2.36	Terrell Benton	Jr.	66	2000-01
2.29	Ron Baker	Jr.	80	2014-15
2.27	Markis McDuffie	Sr.	84	2018-19
2.19	Chad Elstun	Fr.	59	1992-93
2.13	Sean Ogirri	Jr.	64	2006-07
2.10	Matt Braeuer	Sr.	44	2007-08
2.09	Randy Burns	Sr.	67	2004-05
2.07	Aaron Hogg	Jr.-TR	62	2002-03
2.03	Conner Frankamp	Jr.	73	2016-17
2.03	David Kyles	Jr.	75	2010-11
2.00	Landry Shamet	R-Fr.	72	2016-17
2.00	Randy Burns	Jr.	64	2003-04
2.00	Tyson Etienne	Fr.	62	2019-20
2.00	Randy Burns	So.	60	2002-03

3-Point Field Goal Attempts	Cl.	GP	Season
246	Markis McDuffie	Sr.	37 2018-19
224	Tyson Etienne	So.	27 2021-22
215	Samajae Haynes-Jones	Sr.	37 2018-19
209	Ron Baker	Jr.	35 2014-15
206	Sean Ogirri	So.	35 2005-06
190	David Kyles	Jr.	37 2010-11
190	Landry Shamet	So.	32 2017-18
185	Terrell Benton	Jr.	28 2000-01
183	Ron Baker	Sr.	35 2015-16
179	Ron Baker	So.	36 2013-14

3-Pt FG Attempts/Game	3FGA	GP	Season
8.30	Tyson Etienne	133	27 2021-22
7.55	Tyson Etienne	166	22 2020-21
6.65	Markis McDuffie	246	37 2018-19
6.61	Terrell Benton	185	28 2000-01
6.00	Matt Braeuer	126	21 2007-08
5.97	Ron Baker	209	35 2014-15
5.96	Chad Elstun	161	27 1992-93
5.94	Landry Shamet	190	32 2017-18
5.89	Sean Ogirri	206	35 2005-06
5.86	Maurice Evans	164	28 1998-99

3-Pt FG % (Min. 30 3FGM)	3FGM-A	Season
.504	Joe Ragland	59-117 2011-12
.484	Joe Griffin	46-95 1987-88
.478	Gary Cundiff	44-92 1986-87
.464	Dwight Praylow	51-110 1987-88
.447	Graham Hatch	42-94 2010-11
.446	Lew Hill	33-74 1987-88
.444	Paul Guffrovich	36-81 1987-88
.442	Landry Shamet	84-190 2017-18
.442	Sean Ogirri	91-206 2005-06
.441	Dwight Praylow	52-118 1988-89
.440	Aaron Hogg	62-141 2002-03
.440	Conner Frankamp	73-166 2016-17
.439	Paul Guffrovich	47-107 1988-89
.439	Landry Shamet	72-164 2016-17
.438	Jason Perez	56-128 1998-99
.429	Kyle Wilson	42-98 2005-06
.426	Rob Kammpan	40-94 2003-04
.425	Clevin Hannah	62-146 2009-10

3-Point Field Goal % (Freshman)	Season
44.5	Paul Guffrovich 36-81 1987-88
43.9	Landry Shamet 72-164 2016-17
42.2	Randy Burns 57-135 2001-02
40.8	Jason Perez 51-125 1996-97

Consecutive Games w/ 3-Pointer	Season
40	Conner Frankamp 1/1/2017 1/28/2018
29	Landry Shamet 12/17/2016 11/22/2017
27	Ron Baker 11/18/2014 2/22/2015
25	Ron Baker 4/6/2013 2/5/2014
	Tyson Etienne 11/19/2021 3/10/2022
21	Dexter Dennis 2/2/2019 11/19/2019
16	Randy Burns 12/1/2001 1/30/2002
	Randy Burns 1/14/2004 3/6/2004
	Cleathony Early 1/9/2013 3/2/2013
	David Kyles 11/20/2011 1/15/2011
15	Markis McDuffie 12/15/2018 2/17/2019

Consecutive Games w/ Multiple 3-Pointers	Season
10	Maurice Evans 1998-99
10	Aaron Hogg 2002-03
10	Ron Baker 2014-15
10	Landry Shamet 2017-18
9	Dexter Dennis 2020-21
	Jason Perez 1998-99
	Markis McDuffie 2018-19

Yearly Leaders: 3 Point FGM	Total	Avg.
1987	Gary Cundiff	Sr. 44 1.33
1988	Dwight Praylow	Jr. 51 1.28
1989	Dwight Praylow	Sr. 52 1.73
1990	John Cooper	Jr. 38 1.31
1991	Paul Guffrovich	Sr. 33 1.06
1992	K.C. Hunt	So. 25 0.89
1993	Chad Elstun	Fr. 59 2.19
1994	Chad Elstun	So. 40 1.67
1995	Terrance Flowers	So. 39 1.44

1996	Ryan Herrs	Jr.	39	1.44
1996	Ryan Herrs	Sr.	34	1.36
1997	Jason Perez	Fr.	51	1.89
1998	Maurice Evans	Fr.	49	1.58
1999	Maurice Evans	So.	69	2.46
2000	Jason Perez	Sr.	56	1.93
2001	Terrell Benton	Jr.	66	2.36
2002	Randy Burns	Fr.	57	1.90
2003	Aaron Hogg	Jr.	62	2.07
2004	Randy Burns	Jr.	64	2.00
2005	Randy Burns	Sr.	67	2.09
2006	Sean Ogirri	So.	91	2.60
2007	Sean Ogirri	Jr.	64	2.13
2008	PJ Cousinard	Sr.	46	1.48
	Matt Brauer	Sr.	44	2.10
2009	Clevin Hannah	Jr.	66	1.94
2010	Clevin Hannah	Sr.	62	1.94
2011	David Kyles	Jr.	75	2.03
2012	Joe Ragland	Sr.	59	1.84
2013	Malcolm Armstead	Sr.	61	1.56
2014	Ron Baker	So.	68	1.89
2015	Ron Baker</			



INDIVIDUAL SEASON RECORDS

Free Throws Made (Freshman)			GP	Season
127	Cleo Littleton	Fr.	30	1951-52
100	Xavier McDaniel	Fr.	30	2001-02
99	Jamar Howard	Fr.	28	1985-86

Free Throw Attempts			GP	Season
279	Dave Stallworth	Jr.	29	1963-64
276	Cleo Littleton	Sr.	26	1954-55
224	Xavier McDaniel	Sr.	31	1984-85
215	Cleo Littleton	So.	27	1952-53
213	Jamar Howard	Sr.	32	2004-05
212	Henry Carr	Sr.	33	1986-87
208	Lynbert Johnson	Sr.	27	1978-79
199	Dave Stallworth	So.	27	1962-63
198	Cleo Littleton	Jr.	31	1953-54
197	Everett Wessel	So.	26	1956-57
196	Lynbert Johnson	So.	28	1976-77
196	Markis McDuffie	Sr.	37	2018-19
194	Jamar Howard	Jr.	32	2003-04
186	Cliff Livingston	So.	33	1980-81
186	Bob Hodgson	Sr.	26	1955-56
185	Joe Stevens	So.	26	1955-56
183	Cleo Littleton	Fr.	30	1951-52
182	Jamar Howard	So.	30	2002-03
179	Greg Carney	Sr.	25	1969-70
179	Cleathony Early	Sr.	36	2013-14
178	Maurice Evans	So.	28	1998-99
177	Lynbert Johnson	Jr.	27	1977-78

Free Throw % (Min. 35 FTM)			FTM-A	Season
1,000	Conner Frankamp	Sr.	35-35	2017-18
.915	Matt Clark	Sr.	43-47	2003-04
.910	CC McFall	Jr.-TR	61-67	2000-01
.905	Jamie Thompson	Sr.	124-137	1966-67
.904	Clevin Hannah	Sr.	85-94	2009-10
.902	Sean Ogirri	Jr.	46-51	2006-07
.884	John Cooper	Sr.	38-43	1990-91
.883	Bob Wilson	Sr.	68-77	1973-74
.877	Joe Ragland	Jr.	57-65	2010-11
.877	Gal Mekel	So.	71-81	2007-08
.870	Bob Trogele	So.	67-77	1976-77
.870	Demetric Williams	Jr.	40-46	2011-12
.859	Lanny Van Eman	Sr.	61-71	1961-62
.859	Ernie Moore	Sr.	67-78	1962-63
.857	Leo Carney	So.	42-49	1953-54
.857	Matt Clark	Jr.	36-42	2002-03
.856	Aubrey Sherrod	Sr.	95-111	1984-85
.856	Kyle Wilson	So.-TR	89-104	2004-05
.853	Lanny Van Eman	So.	81-95	1959-60
.853	Rex McMurry	Sr.	81-95	1950-51
.851	Sean Ogirri	So.	74-87	2005-06
.849	Ricky Council IV	Fr*	90-106	2021-22
.849	Kyle Wilson	Sr.	101-119	2006-07
.847	Samajae Haynes-Jones	Sr.	50-59	2018-19
.844	Paul Guffrovich	Sr.	54-64	1990-91
.844	Cleathony Early	Sr.	151-179	2013-14
.843	Paul Guffrovich	Jr.	59-70	1989-90
.842	Ron Baker	So.	112-133	2013-14

Free Throw % (Freshman)			FTM-A	Season
82.4	Randy Burns	Fr.	70-85	2001-02
82.2	Ron Baker	R-Fr.	37-45	2012-13
80.2	Landry Shamet	R-Fr.	69-86	2016-17
80.0	Tyson Etienne	Fr.	60-75	2019-20
80.0	Sean Ogirri	Fr.	44-55	2004-05

Consecutive FT Made			Season
43	Clevin Hannah	Sr.	2009-10
36	Conner Frankamp	Jr.-Sr.	2016-17
31	Ron Mendell	Sr.	1968-69
31	Joe Stevens	Sr.	1957-58
29	Dave Stallworth	Jr.	1962-63
29	C.C. McFall	Jr.-TR	2000-01
28	Randy Burns	Fr.	2001-02
27	Sasha Radunovich	Jr./Sr.	'87-88 - '88-89
	David Kyles	Sr.	2011-12
	Conner Frankamp	So.-Jr.	2015-16
26	Cleo Littleton	Sr.	1954-55
	John Cooper	Sr.	1990-91

*= 35/35 in 2017-18. Ended career with active streak.

Yearly Leaders: Free Throw % (Min. 1 FTM/Game)			GP	Season
1949	Bud Weaver	Sr.	56-84	.667
	Cot Friesen	So.	46-69	.667
1950	Hank Hemingway	So.	51-74	.689
1951	Rex McMurray	Sr.	81-95	.853
1952	Cleo Littleton	Fr.	127-183	.694
1953	Jim McMerney	So.	67-91	.736
1954	Paul Scheer	Sr.	52-64	.813
1955	Cleo Littleton	Sr.	220-276	.797
1956	Joe Stevens	So.	143-185	.773
1957	Joe Stevens	Jr.	140-167	.838
1958	Joe Stevens	Sr.	78-95	.821
1959	Virgil Brady	So.	65-78	.833
1960	Lanny Van Eman	So.	81-95	.853
1961	Lanny Van Eman	Jr.	91-112	.813
1962	Lanny Van Eman	Sr.	61-71	.859
1963	Ernie Moore	Sr.	67-78	.859

1964	Dave Leach	Jr.	56-76	.737
1965	Jamie Thompson	So.	76-93	.817
1966	Jamie Thompson	Jr.	137-165	.830
1967	Jamie Thompson	Sr.	124-137	.905
1968	Ron Washington	Jr.	125-150	.833
1969	Ron Mendell	Sr.	75-90	.833
1970	Greg Carney	Sr.	143-179	.799
1971	Vince Smith	So.	81-110	.736
1972	Vince Smith	Jr.	65-90	.722
1973	Vince Smith	Sr.	61-76	.803
1974	Bob Wilson	Sr.	68-77	.883
1975	Calvin Bruton	Jr.	51-65	.785
1976	Robert Gray	Sr.	57-72	.792
1977	Bob Trogele	So.	67-77	.870
1978	Bob Trogele	Jr.	39-52	.750
1979	Bob Trogele	Sr.	58-80	.725
1980	Randy Smithson	Jr.	70-95	.737
1981	Randy Smithson	Sr.	90-116	.776
1982	Antoine Carr	Jr.	91-115	.791
1983	Antoine Carr	Sr.	104-136	.765
1984	Gary Cundiff	So.	21-29	.724
1985	Aubrey Sherrod	Sr.	95-111	.856
1986	Sasha Radunovich	Fr.	99-132	.750
1987	Gary Cundiff	Sr.	43-54	.796
1988	Sasha Radunovich	Jr.	100-128	.781
1989	Paul Guffrovich	So.	57-70	.814
1990	Paul Guffrovich	Jr.	59-70	.843
1991	Paul Guffrovich	So.	54-64	.844
1992	K.C. Hunt	So.	50-70	.714
1993	Chad Elstun	Fr.	24-32	.750
1994	Darin Miller	Fr.	46-60	.767
1995	L.D. Swanson	Sr.	93-149	.624
1996	Darin Miller	Sr.	38-48	.792
1997	Terry Hankton	Jr.	67-80	.838
1998	Terry Hankton	Sr.	79-102	.775
1999	Jason Perez	Jr.	85-102	.833
2000	Terrill Benton	So.	78-94	.830
2001	CC McFall	Jr.	61-67	.910
2002	Randy Burns	Fr.	70-85	.824
2003	Randy Burns	So.	106-133	.797
2004	Fridge Holman	Sr.	66-84	.786
2005	Kyle Wilson	So.	89-104	.856
2006	Sean Ogirri	So.	74-87	.851
2007	Kyle Wilson	Sr.	101-119	.849
2008	Gal Mekel	So.	71-81	.877
2009	Graham Hatch	So.	28-33	.848
2010	Clevin Hannah	Sr.	85-94	.904
2011	Joe Ragland	Jr.	57-65	.877
2012	Demetric Williams	Jr.	40-46	.870
2013	Ron Baker	Fr.	37-45	.822
2014	Cleathony Early	Sr.	151-179	.844
2015	Fred VanVleet	Jr.	133-167	.796
2016	Fred VanVleet	Sr.	98-120	.817
2017	Markis McDuffie	So.	118-144	.819
2018	Conner Frankamp	Sr.	35-35	1.000
2019	Samajae Haynes-Jones	Sr.	50-59	.847
2020	Tyson Etienne	Fr.	60-75	.800
2021	Tyson Etienne	So.	43-54	.796
2022	Ricky Council IV	Fr*	90-106	.849
2023	Melvin Flanagan	So.	21-23	.913

ASSISTS

Total Assists			GP	Season
194	Warren Armstrong	Sr.	26	1967-68
193	Fred VanVleet	So.	36	2013-14
184	Tony Martin	Jr.	33	1980-81
183	Fred VanVleet	Jr.	35	2014-15
181	Joe Griffin	So.	30	1987-88
172	Fred VanVleet	Sr.	31	2015-16
169	Fridge Holman	Sr.	29	2003-04
167	Melvin Mckey	So.	29	1995-96
166	Landry Shamet	So.	32	2017-18
163	Randy Smithson	Sr.	32	1980-81
157	Malcolm Armstead	Sr.	39	2012-13
156	Randy Smithson	Sr.	29	1979-80
153	Craig Porter Jr.	Sr.	31	2022-23
152	Tony Martin	Jr.	29	1981-82
149	Clevin Hannah	Jr.	32	2009-10
146	Clevin Hannah	Jr.-TR	34	2008-09
	L.D. Swanson	Sr.	27	1994-95
142	Calvin Bruton	Sr.	28	1975-76
136	Paul Guffrovich	So.	30	1988-89
132	Dave Stallworth	Jr.	29	1963-64
130	Robert George	Jr.	31	1990-91
126	Aubrey Sherrod	Sr.	31	1984-85
	Jamarius Burton	Fr.	37	2018-19

Assists (Freshman)			Cl.	GP	Season
126	Jamarius Burton	Fr.	37	2018-19	
125	Joe Griffin	Fr.	32	1986-87	
117	Landry Shamet	R-Fr.	36	2016-17	
103	Bob Trogele	Fr.	28	1975-76	
89	Fred VanVleet	Fr.	39	2012-13	
87	Grant Sherfield	Fr.	30	2019-20	

Assists/Game (Min. 15 GP)			Cl.	GP	Season
7.46	Warren Armstrong	Sr.	26	1967-68	
6.03	Joe Griffin	So.	30	1987-88	
5.89	Dave Stallworth	Sr.	16	1964-65	
5.83	Fridge Holman	Sr.	29	2003-04	
5.76	Melvin Mckey	So.	29	1995-96	
5.58	Tony Martin	Jr.	33	1980-81	
5.55	Fred VanVleet	Sr.	31	2015-16	
5.41	L.D. Swanson	Sr.	27	1994-95	
5.38	Randy Smithson	Jr.-TR	29	1979-80	
5.36	Fred VanVleet	So.	36	2013-14	
5.26	Calvin Bruton	Jr.	23	1974-75	
5.24	Tony Martin	Sr.	29	1981-82	
5.23	Fred VanVleet	Jr.	35	2014-15	
5.19	Landry Shamet	So.	32	2017-18	
5.09	Randy Smithson	Sr.	32	1980-81	
5.07	Calvin Bruton	Sr.	28	1975-76	

A:TO Ratio (Min. 2 APG)			A	TO	Season
5.83	Conner Frankamp (Sr.)	70	12	2017-18	
4.02	Fred VanVleet (So.)	193	48	2013-14	
4.00	Conner Frankamp (Jr.)	96	24	2016-17	
3.19	Fred VanVleet (Sr.)	172	54	2015-16	
3.10	Fred VanVleet (Jr.)	183	59	2014-15	
3.00	Landry Shamet (R-Fr.)	117	39	2016-17	
2.79	Matt Braeuer (Jr.)	95	34	2006-07	
2.72	Paul Guffrovich (Fr.)	68	25	1987-88	
2.63	Randy Smithson (Sr.)	163	62	1980-81	

Yearly Leaders: Assists/Game

1952	Gary Thompson	So.	92	3.1
<i>1953-63 leaders are unavailable</i>				
1964	Dave Stallworth	Jr.	132	4.6
1965	Kelly Pete	So.	106	3.5
1966	Warren Armstrong	So.	124	4.6
1967	Warren Armstrong	Jr.	111	4.4
1968	Warren Armstrong	Sr.	194	7.5
1969	Ron			



INDIVIDUAL SEASON RECORDS

STEALS

Total Steals	Cl.	GP	Season
76	Malcolm Armstead	Sr.	39 2012-13
69	Fred VanVleet	So.	36 2013-14
67	Jason Perez	Sr.	29 1999-00
66	Fred VanVleet	Jr.	35 2014-15
63	Robert George	Jr.	31 1990-91
62	Jason Perez	So.	31 1997-98
57	Preston Carrington	Sr.	26 1970-71
	Robert George	Sr.	25 1991-92
55	Jason Perez	Jr.	30 1998-99
	Fred VanVleet	Sr.	35 2015-16
53	Ron Baker	Sr.	35 2015-16
52	Terry Hankton	Sr.	31 1997-98
	Tony Martin	Jr.	33 1980-81
51	Ron Baker	So.	36 2013-14
50	Tekele Cotton	Jr.	36 2013-14

Steals (Freshman)


44	Toure' Murry	Fr.	34 2008-09
39	Aubrey Sherrod	Fr.	29 1981-82
38	Jason Perez	Fr.	27 1996-97
36	Tyson Etienne	Fr.	31 2019-20
35	Jamar Howard	Fr.	30 2001-02
	Fred VanVleet	Fr.	39 2012-13

Steals/Game

2.31	Jason Perez	Sr.	29 1999-00
2.28	Robert George	Sr.	25 1991-92
2.19	Preston Carrington	Sr.	26 1970-71
2.03	Robert George	Jr.-TR	31 1990-91
2.00	Jason Perez	So.	31 1997-98
1.95	Malcolm Armstead	Sr.-TR	39 2012-13
1.92	Fred VanVleet	So.	36 2013-14
1.89	Fred VanVleet	Jr.	35 2014-15
1.83	Jason Perez	Jr.	30 1998-99
1.77	Fred VanVleet	Sr.	31 2015-16
1.75	K.C. Hunt	So.	28 1991-92
1.68	Terry Hankton	Sr.	31 1997-98
1.62	Tony Martin	Sr.	29 1981-82
1.59	Alterique Gilbert	Sr.-TR	35 2020-21
1.58	Tony Martin	Jr.-TR	33 1980-81
1.57	Lew Hill	Sr.	28 1987-88
1.56	Craig Porter Jr.	Jr*	25 2021-22
1.55	Fridge Holman	Sr.	29 2003-04
1.55	P.J. Cousnard	Sr.	31 2007-08
1.52	Erik Stevenson	So.	31 2019-20
1.52	Craig Porter Jr.	Sr.	31 2022-23
1.51	Ron Baker	Sr.	35 2015-16

Yearly Leaders: Steals

1971	Preston Carrington	Sr.	57	2.2
1972	Terry Benton	Sr.	24	0.9
1973	(Unavailable)			
1974	(Unavailable)			
1975	Cal Bruton	Jr.	44	1.9
1976	Cal Bruton	Sr.	28	1.0
1977	Cheese Johnson	So.	35	1.3
1978	Cheese Johnson	Jr.	30	1.1
1979	Cheese Johnson	Sr.	42	1.6
1980	Randy Smithson	Jr.	29	1.0
1981	Tony Martin	Jr.	52	1.6
1982	Tony Martin	Sr.	47	1.6
1983	Aubrey Sherrod	So.	33	1.2
1984	Aubrey Sherrod	Jr.	43	1.4
1985	Xavier McDaniel	Sr.	46	1.5
1986	Lew Hill	Jr.	35	1.5
1987	Joe Griffin	Fr.	32	1.1
1988	Lew Hill	Sr.	44	1.6
1989	John Cooper	So.	35	1.2
	Dwight Praylow	Sr.	35	1.2
1990	Gaylon Nickerson	So.	36	1.2
1991	Robert George	Jr.	63	2.0



Ron Baker (2011-16)

1992	Robert George	Sr.	57	2.3
1993	Jimmy Bolden	Sr.	40	1.5
1994	L.D. Swanson	Jr.	35	1.3
1995	L.D. Swanson	Sr.	35	1.3
1996	Melvin McKey	So.	33	1.1
1997	Jason Perez	Fr.	38	1.5
1998	Jason Perez	So.	62	2.0
1999	Jason Perez	Jr.	55	1.8
2000	Jason Perez	Sr.	67	2.3
2001	CC McFall	Jr.	30	1.1
2002	Jamar Howard	Fr.	35	1.2
2003	Jamar Howard	So.	41	1.4
2004	Fridge Holman	Sr.	45	1.5
2005	Jamar Howard	Sr.	32	1.0
2006	PJ Cousnard	So.	33	0.9
2007	PJ Cousnard	Jr.	37	1.3
2008	PJ Cousnard	Sr.	48	1.5
2009	Clevin Hannah	Jr.	45	1.3
2010	Toure' Murry	So.	49	1.4
2011	Toure' Murry	Jr.	45	1.2
2012	Toure' Murry	Sr.	42	1.3
2013	Malcolm Armstead	Sr.	76	1.9
2014	Fred VanVleet	So.	69	1.9
2015	Fred VanVleet	Jr.	66	1.9
2016	Fred VanVleet	Sr.	55	1.8
2017	Markis McDuffie	So.	42	1.2
2018	Conner Frankamp	Sr.	23	0.74
	Landry Shamet	So.	23	0.72
2019	Markis McDuffie	Sr.	37	1.0
2020	Erik Stevenson	So.	47	1.5
2021	Alterique Gilbert	Sr.	35	1.6
2022	Craig Porter Jr.	Jr*	25	1.6
2023	Craig Porter Jr.	Sr.	31	1.5

PARTICIPATION

Games Played	Cl.	Season
39	Malcolm Armstead	Sr.-TR 2012-13
	Fred VanVleet	Fr. 2012-13
	Cleanthony Early	Jr.-TR 2012-13
	Tekele Cotton	So. 2012-13
	Demetric Williams	Sr. 2012-13
37	14x, including 6 players from 2010-11 and six from the 2018-19 team.	

Games Started	Cl.	Out of	Season
39	Malcolm Armstead	Sr.-TR	39 2012-13
37	Markis McDuffie	Sr.	37 2018-19
	Samajae Haynes-Jones	Sr.	37 2018-19
	Ron Baker	So.	36 2013-14
	Fred VanVleet	So.	36 2013-14
	Cleanthony Early	Sr.	36 2013-14
	Tekele Cotton	Jr.	36 2013-14
	Landry Shamet	R-Fr.	36 2016-17
	JT Durlay	Jr.	35 2009-10
	Graham Hatch	Jr.	35 2009-10
	Toure' Murry	So.	35 2009-10
	Ron Baker	Jr.	35 2014-15
	Darius Carter	Sr.	35 2014-15
	Fred VanVleet	Jr.	35 2014-15
	Ron Baker	Sr.	35 2015-16
	Evan Wessel	Sr.	35 2015-16
34	6x, Last: J. Echenique	Jr.	37 2018-19


Total Minutes (1976-Pr.)	Cl.	GP	Season
1,235	Markis McDuffie	Sr.	37 2018-19
1,195	Samajae Haynes-Jones	Sr.	37 2018-19
1,154	Randy Smithson	Sr.	32 1980-81
1,145	Ron Baker	Jr.	35 2014-15
1,143	Xavier McDaniel	Sr.	31 1984-85
1,141	Aubrey Sherrod	Sr.	31 1984-85
	Fred VanVleet	So.	36 2013-14
1,139	Paul Guffrovich	Sr.	31 1990-91
1,130	Xavier McDaniel	Jr.	30 1983-84
1,114	Malcolm Armstead	Sr.-TR	39 2012-13
1,108	Cliff Levingston	So.	33 1980-81
1,106	Toure' Murry	So.	35 2009-10
	Ron Baker	Sr.	35 2015-16
1,104	Fred VanVleet	Jr.	35 2014-15
1,085	Tekele Cotton	Jr.	36 2013-14
1,080	Tekele Cotton	Sr.	34 2014-15
1,076	Ron Baker	So.	36 2013-14
1,059	Aubrey Sherrod	Jr.	30 1983-84
	John Cooper	Jr.	29 1989-90
1,042	Jason Perez	Jr.	30 1998-99
	Craig Porter Jr.	Sr.	31 2022-23
1,038	L.D. Swanson	Sr.	27 1994-95
1,033	Jason Perez	Sr.	29 1999-00
1,030	Antoine Carr	So.	33 1980-81
1,021	Jason Perez	So.	31 1997-98
1,020	Lynbert Johnson	So.	28 1976-77
1,014	Sean Ogirri	So.	35 2005-06
1,011	Lynbert Johnson	Jr.	27 1977-78
1,008	PJ Cousnard	So.	34 2005-06
1,002	Robert Elmore	Sr.	28 1976-77
1,000	PJ Cousnard	Sr.	31 2007-08
	Tony Martin	Sr.	29 1981-82

Minutes/Game (Since 1976)	Cl.	GP	Season
38.4	L.D. Swanson	Sr.	27 1994-95
37.7	Xavier McDaniel	Jr.	30 1983-84
37.4	Lynbert Johnson	Jr.	27 1977-78
36.9	Xavier McDaniel	Sr.	31 1984-85
36.8	Aubrey Sherrod	Sr.	31 1984-85
36.7	Paul Guffrovich	Sr.	31 1990-91
36.5	John Cooper	Jr.	29 1989-90
36.4	Lynbert Johnson	So.	28 1976-77
36.1	Terrance Flowers	So.	27 1994-95
36.1	Randy Smithson	Sr.	32 1980-81
35.9	Charlie Brent	Jr.	27 1977-78
35.8	Robert Elmore	Sr.	28 1976-77
35.6	Jason Perez	Sr.	29 1999-00
35.3	Calvin Bruton	Jr.	23 1974-75
35.3	Aubrey Sherrod	Jr.	30 1983-84
35.2	Xavier McDaniel	So.	28 1982-83
35.1	Lynbert Johnson	Sr.	27 1978-79

Minutes/Game (Freshmen)	Cl.	GP	Season
32.5	Chad Elstun	Fr.	27 1992-93
31.2	John Smith	Fr.	23 1991-92
31.5	Cliff Levingston	Fr.	29 1979-80
31.0	Sasha Radunovich	Fr.	28 1985-86
30.4	Jamie Arnold	Fr.	27 1993-94
30.1	Gus Santos	Fr.	29 1983-84
30.0	Jason Perez	Fr.	27 1996-97

Year-By-Year Minutes Leaders	Cl.	Tot.	Avg.
1974	Calvin Bruton	So.	- 34.2
1975	Calvin Bruton	Jr.	- 35.3
1976	(Unavailable)		
1977	Lynbert Johnson	So.	1020 36.4
1978	Lynbert Johnson	Jr.	- 37.4
1979	Lynbert Johnson	Sr.	- 35.1
1980	Randy Smithson	Jr.	- 34.0

1981	Randy Smithson	Sr.	- 36.1
1982	Tony Martin	Sr.	1000 34.5
1983	Xavier McDaniel	So.	987 35.2
1984	Xavier McDaniel	Jr.	1130 37.7
1985	Xavier McDaniel	Sr.	1143 36.9
1986	Gus Santos	Jr.	956 34.1
1987	Gary Cundiff	Sr.	928 28.1
1988	Joe Griffin	So.	927 30.9
1989	John Cooper	So.	952 31.7
1990	John Cooper	Jr.	1059 36.5
1991	Paul Guffrovich	Sr.	1,139 36.7
1992	K.C. Hunt	So.	895 32.0
1993	Chad Elstun	Fr.	878 32.5
1994	L.D. Swanson	Jr.	844 31.3
1995	L.D. Swanson	Sr.	1038 38.4
1996	Melvin McKey	So.	981 33.8
1997	Terry Hankton	Jr.	892 33.2
1998	Jason Perez	So.	1022 32.9
1999	Jason Perez	Jr.	1041 34.7
2000	Jason Perez	Sr.	1033 35.6
2001	C.C. McFall	Jr.	953 34.0
2002	C.C. McFall	Sr.	894 29.8
2003	Randy Burns	So.	916 30.5
2004	Fridge Holman	Sr.	819 28.2
	Randy Burns	Jr.	895 28.0
2005	Jamar Howard	Sr.	850 26.6
2006	P.J. Cousnard	So.	1008 29.6
	Sean Ogirri	So.	1014 29.0
2007	P.J. Cousnard	Jr.	860 29.7
	Kyle Wilson	Sr.	883 28.5
2008	Matt Braeuer	Sr.	725 34.5
	PJ Cousnard	Jr.	1000 32.3
2009	Clevin Hannah	Jr.	970 28.5
2010	Toure' Murry	So.	1106 31.6
2011	Toure' Murry	Jr.	965 26.1
2012	Toure' Murry	Sr.	968 29.3
2013	Malcolm Armstead	Sr.	1114 28.6
2014	Fred VanVleet	So.	1141 31.7
2015	Ron Baker	Jr.	1145 32.7
2016	Ron Baker	Sr.	1106 31.6
2017	Landry Shamet	R-Fr.	960 26.7
2018	Landry Shamet	So.	1015 31.7
2019	Markis McDuffie	Sr.	1235 33.4
2020	Jamarian Burton	So.	816 27.2
2021	Tyson Etienne	So.	743 33.8
2022	Tyson Etienne	So*	930 34.4
2023	Craig Porter Jr.	Sr.	1042 33.6



Jason Perez (1996-00)

DUNKS

The NCAA banned dunking from 1967-76. Records prior to 1967 are unavailable. Records since 1976 were compiled using box score play-by-play data.

Total Dunks (since 1976-77)	Cl.	GP	Season
54	Antoine Carr	Fr.	29 1979-80
47	Antoine Carr	So.	33 1980-81
42	Shaquille Morris	Sr.	33 2017-18
37	Xavier McDaniel	So.	28 1982-83
36	Xavier McDaniel	Sr.	31 1984-85
33	Antoine Carr	Jr.	28 1981-82
32	Antoine Carr	Sr.	22 1982-83
31	Jamar Howard	Sr.	32 2004-05
30	Xavier McDaniel	Jr.	30 1983-84
29	Claudius Johnson	So.	31 1990-91
28	Robert Elmore	Sr.	28 1976-77
	Jamar Howard	So.	30 2002-03
	Jaime Echenique	Sr.	27 2019-20
27	John Smith	Fr.	23 1991-92
	Cliff Levingston	So.	33 1980-81

Dunks by a Guard

18	Tekele Cotton	Sr.	34 2014-15
17	Maurice Evans	So.	28 1998-99
16	David Kyles	Jr.	37 2010-11
15	Ricky Council IV	Fr*	28 2021-22

Consecutive Games with a Dunk (All-Time)

9	Antoine Carr	So.	1980-81
	Jaime Echenique	Sr.	2019-20
8	Antoine Carr	Sr.	1982-83
	Jaime Echenique	Sr.	2019-20
7	Cliff Levingston	So.	1980-81
	Antoine Carr		

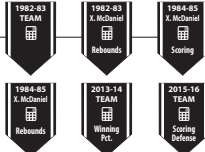


SEASON RECORDS

NATIONAL STATISTICAL TITLES

WSU teams/individuals that have led Division I in a major statistical category.

Year	Category	Player	Rank	Total
1983	Rebounding Margin	TEAM	1	+8.8
1983	Rebounds/Game	Xavier McDaniel	1	14.4
1985	Points/Game	Xavier McDaniel	1	27.2
1985	Rebounds/Game	Xavier McDaniel	1	14.8
2014	Winning Percentage	TEAM	1	.972
2016	Scoring Defense	TEAM	1	59.0



INDIVIDUAL NATIONAL STAT RANKINGS

WSU individuals who have finished in the top-50 of the national statistical rankings, since 2000.

Year	Category	Player	Rank	Total
2000	Scoring	Jason Perez	23	20.2
2004	Assists/Game	Fridge Holman	31	5.83
2005	Free Throw %	Kyle Wilson	32	.856
2006	3-Point %	Sean Ogirri	14	.442
2007	Free Throw %	Kyle Wilson	43	.849
2010	Free Throw %	Clevin Hannah	6	.904
2012	A-TO Ratio	Clevin Hannah	44	2.26
2012	Field Goal %	Garrett Stutz	32	.542
2013	Total Steals	Malcolm Armstead	19	76
2014	Assists/Game	Fred VanVleet	35	5.4
2014	Steals/Game	Fred VanVleet	48	1.92
2014	A-TO Ratio	Fred VanVleet	4	4.02
2014	Total Assists	Fred VanVleet	23	193
2014	Total Steals	Fred VanVleet	27	69
2015	Assists/Game	Fred VanVleet	32	5.2
2015	Steals/Game	Fred VanVleet	48	1.89
2015	A-TO Ratio	Fred VanVleet	7	3.1
2015	Triple-Doubles	Fred VanVleet	t-2	1
2015	Total Assists	Fred VanVleet	25	183
2015	Total Steals	Fred VanVleet	31	66
2016	Assists/Game	Fred VanVleet	33	5.5
2016	A-TO Ratio	Fred VanVleet	13	3.19
2016	Total Assists	Fred VanVleet	38	182
2017	A-TO Ratio	Landry Shamet	14	3.00
2018	A-TO Ratio	Landry Shamet	50	2.48
2018	Field Goal %	Shaquille Morris	46	.553
2018	Off. Reb./Game	Rashard Kelly	31	3.15
2018	3-Point FG %	Landry Shamet	13	.442
2019	FG Attempts	Markis McDuffie	24	525
2019	Total Minutes	Markis McDuffie	44	1235
2019	Total Points	Markis McDuffie	42	672
2021	3Pt FGM/Game	Tyson Etienne	18	2.95
2021	3-Point %	Tyson Etienne	45	.392
2022	3Pt FGM/Game	Tyson Etienne	50	2.70

Assist-to-Turnover Ratio	9	1.46	
Scoring Defense	10	.574	
Scoring Margin	12	+12.9	
Fewest Turnovers	13	327	
2016	Scoring Defense	1	59.0
Turnover Margin	2	+5.6	
Scoring Margin	7	13.4	
Field Goal Pct. Defense	7	.387	
Fewest Turnovers/Game	8	9.9	
Turnovers Forced/Game	18	15.49	
Fewest Turnovers	21	346	
2017	Scoring Margin	2	+18.6
Rebound Margin	2	+9.0	
Field Goal Pct. Defense	4	.377	
Rebounds/Game	4	41.0	
Winning Percentage	4	.861	
Total Rebounds	5	1,475	
3-Point Percentage	8	.403	
Def. Rebounds/Game	8	28.9	
Total Free Throws Made	13	622	
Assist-to-Turnover Ratio	14	1.44	
Scoring Defense	14	62.4	
Total Assists	14	586	
3-Point FG Pct. Defense	19	.311	
Total FT Attempts	19	848	
Assists/Game	22	16.3	
2018	Assist-to-Turnover Ratio	4	1.58
Assists/Game	3	18.5	
Defensive Rebounds/Game	17	28.3	
Rebound Margin	2	9.9	
Scoring Margin	16	11.1	
Scoring Offense	16	82.8	
Total Assists	8	610	
Total Rebounds/Game	9	40.6	
2019	Total Rebounds	13	1416
2020	Field Goal Pct. Defense	15	.391
2021	3-Point FG Pct. Defense	15	.296
Field Goal Pct. Defense	11	.402	

CONFERENCE-LEADING TEAMS (1985-Prt.)

Year	Category	Rank	Total
2003-04	Scoring Offense	71.8	MVC
2010-11	Scoring Offense	72.7	MVC
2013-14	Scoring Offense	75.2	MVC
2016-17	Scoring Offense	81.0	MVC
2017-18	Scoring Offense	82.8	AAC

Year	Category	Rank	Total
2008-09	Scoring Defense	62.5	MVC
2012-13	Scoring Defense	61.2	MVC
2014-15	Scoring Defense	59.5	MVC
2015-16	Scoring Defense	59.0	MVC

Year	Category	Rank	Total
1988-89	Scoring Margin	+6.8	MVC
2010-11	Scoring Margin	+11.1	MVC
2011-12	Scoring Margin	+14.7	MVC
2013-14	Scoring Margin	+15.7	MVC
2014-15	Scoring Margin	+12.9	MVC
2015-16	Scoring Margin	+13.4	MVC
2016-17	Scoring Margin	+18.6	MVC

Year	Category	Rank	Total
1993-94	Free Throw Percentage	.698	MVC
2003-04	Free Throw Percentage	.740	MVC
2013-14	Free Throw Percentage	.725	MVC

Year	Category	Rank	Total
1988-89	Field Goal Percentage	.503	MVC
2003-04	Field Goal Percentage	.463	MVC
2010-11	Field Goal Percentage	.468	MVC
2017-18	Field Goal Percentage	.476	AAC

Year	Category	Rank	Total
2003-04	Field Goal Percentage Defense	.421	MVC
2004-05	Field Goal Percentage Defense	.402	MVC
2005-06	Field Goal Percentage Defense	.393	MVC
2011-12	Field Goal Percentage Defense	.395	MVC
2012-13	Field Goal Percentage Defense	.390	MVC
2013-14	Field Goal Percentage Defense	.387	MVC
2015-16	Field Goal Percentage Defense	.377	MVC

3-Point Field Goal Percentage

1987-88	.453	MVC
1988-89	.421	MVC
2016-17	.403	MVC

3-Point Field Goals / Game

2019-20	7.9	AAC
---------	-----	-----

3-Point Field Goal Percentage Defense

1986-87	.341	MVC
1999-00	.312	MVC
2000-01	.330	MVC
2003-04	.293	MVC
2006-07	.334	MVC
2013-14	.308	MVC
2016-17	.311	MVC

Rebounding Offense

2002-03	35.4	MVC
2003-04	37.7	MVC
2005-06	37.6	MVC
2007-08	36.4	MVC
2010-11	37.5	MVC
2011-12	38.0	MVC
2012-13	38.4	MVC
2013-14	38.4	MVC
2017-18	40.6	AAC

Rebounding Defense

1994-95	33.1	MVC
1996-97	31.3	MVC
1998-99	30.2	MVC
2004-05	29.6	MVC
2008-09	29.1	MVC
2009-10	29.6	MVC
2010-11	29.1	MVC
2012-13	30.5	MVC
2013-14	30.9	MVC
2017-18	30.7	AAC

Rebounding Margin

1988-89	+3.9	MVC
1996-97	+6.0	MVC
2002-03	+4.0	MVC
2003-04	+5.5	MVC
2004-05	+6.6	MVC
2005-06	+5.6	MVC
2007-08	+6.2	MVC
2008-09	+4.9	MVC
2009-10	+4.9	MVC
2010-11	+8.4	MVC
2011-12	+6.5	MVC
2012-13	+7.9	MVC
2013-14	+7.4	MVC
2014-15	+4.8	MVC
2015-16	+4.4	MVC
2016-17	+9.0	MVC
2017-18	+9.9	AAC

Blocked Shots

1989-90	3.2	MVC
2011-12	3.9	MVC
2012-13	4.5	MVC
2013-14	5.1	MVC

Assists

1988-89	17.4	MVC
2003-04	16.5	MVC
2009-10	14.2	MVC
2010-11	15.5	MVC
2016-17	16.3	MVC
2017-18	18.5	AAC

Steals

2015-16	7.3	MVC
---------	-----	-----

Turnover Margin

1990-91	+2.29	MVC
1997-98	+3.26	MVC
2013-14	+1.72	MVC
2014-15	+3.91	MVC
2015-16	+5.60	MVC

Assist-Turnover Ratio

1988-89	1.21	MVC
2005-06	1.16	MVC
2014-15	1.46	MVC
2015-16	1.41	MVC
2016-17	1.44	MVC
2017-18	1.58	AAC

Offensive Rebounds (since 1997)

2007-08	12.8	MVC
2008-09	11.5	MVC
2010-11	11.4	MVC
2012-13	13.1	MVC
2013-14	11.6	MVC
2015-16	11.7	MVC

Defensive Rebounds (since 1997)

2002-03	23.9	MVC
2003-04	27.2	MVC
2004-05	25.1	MVC
2005-06	25.5	MVC
2010-11	26.1	MVC
2011-12	27.1	MVC
2013-14	26.8	MVC
2017-18	28.3	AAC

Defensive Rebound Percentage (since 1997)

1996-97	.721	MVC
2003-04	.717	MVC
2007-08	.731	MVC
2009-10	.732	MVC
2010-11	.753	MVC
2012-13	.735	MVC
2013-14	.740	MVC
2015-16	.762	MVC
2017-18	.774	AAC
2019-20	.759	AAC

Offensive Rebound Percentage (since 1997)

2017-18	9.1	AAC
---------	-----	-----

CONFERENCE-LEADING INDIVIDUALS

Scoring (since 1945)

1953	Cleo Littleton	18.3	MVC
1964	Dave Stallworth	26.5	MVC
1966	Jamie Thompson	22.0	MVC
1970	Greg Carney	23.2	MVC
1983	Antoine Carr	22.6	MVC
1985	Xavier McDaniel	27.2	MVC
1999	Maurice Evans	22.6	MVC
2000	Jason Perez	20.2	MVC

Rebounding (since 1961)

1971	Terry Benton	16.8	MVC
1975	Bob Elmore	11.6	MVC
1976	Bob Elmore	10.2	MVC
1977	Bob Elmore	15.8	MVC
1981	Cliff Levingston	11.4	MVC
1982	Cliff Levingston	10.2	MVC
1983	Xavier McDaniel	14.4	MVC
1984	Xavier McDaniel	13.1	MVC
1985	Xavier McDaniel	14.8	MVC
1995	Jamie Arnold	9.7	MVC

Assists (since 1980)

2004	Fridge Holman	5.69	MVC
2014	Fred VanVleet	5.36	MVC
2015	Fred VanVleet	5.23	MVC
2016	Fred VanVleet	5.55	MVC
2018	Landry Shamet	5.19	AAC

Blocked Shots (since 1981)

1982	Antoine Carr	1.9	MVC
2018	Shaquille Morris	1.5	AAC

3-Point Field Goals (since 1987)

SHOCKER

CAREER RECORDS

Individual Career Records	153-154
1,000-Point Club Bios	155-164
Fastest to 1,000	164
1,301 Warren Armstrong	159
1,046 Jamie Arnold	163
1,636 Ron Baker	156
1,129 Terrell Benton	162
1,003 Terry Benton	164
1,184 Calvin Bruton	160
1,599 Randy Burns	156
1,545 Greg Carney	157
1,911 Antoine Carr	155
1,153 John Cooper	161
1,047 Tekele Cotton	163
1,303 PJ Couisnard	159
1,327 JT Durley	158
1,135 Cleanthony Early	161
1,186 Robert Elmore	160
1,053 Tyson Etienne	163
1,007 Maurice Evans	164
1,221 Steve Grayer	160
1,247 Paul Guffrovich	159
1,322 Ron Harris	158
1,022 Ron Heller	163
1,122 Bob Hodgson	162
1,571 Jamar Howard	156
1,907 Lynbert Johnson	155
1,471 Cliff Levingston	157
2,164 Cleo Littleton	155
2,152 Xavier McDaniel	155
1,525 Markis McDuffie	157
1,317 Paul Miller	158
1,055 Ernie Moore	162
1,172 Shaquille Morris	160
1,539 Toure' Murry	157
1,839 Jason Perez	156
1,169 Kelly Pete	160
1,463 Sasha Radunovich	157
1,278 Gus Santos	159
1,765 Aubrey Sherrrod	156
1,163 Vince Smith	161
1,936 Dave Stallworth	155
1,295 Joe Stevens	159
1,106 Garrett Stutz	162
1,139 Al Tate	161
1,359 Jamie Thompson	158
1,028 Bob Trogele	163
1,119 Lanny Van Eman	162
1,439 Fred VanVleet	158
1,013 Ron Washington	164
1,133 Kyle Wilson	161



CAREER RECORDS

SCORING

1,000-Point Club	GP	Years
2,164	Cleo Littleton	114 1951-55
2,152	Xavier McDaniel	117 1981-85
1,936	Dave Stallworth	80 1961-65
1,911	Antoine Carr	112 1979-83
1,907	Lynbert Johnson	110 1975-79
1,839	Jason Perez	117 1996-00
1,765	Aubrey Sherrod	117 1981-85
1,636	Ron Baker	124 2012-16
1,599	Randy Burns	124 2001-05
1,571	Jamar Howard	124 2001-05
1,545	Greg Carney	77 1967-70
1,539	Toure' Murry	139 2008-12
1,525	Markis McDuffie	129 2018-19
1,471	Cliff Levingston	91 1979-82
1,463	Sasha Radunovich	120 1985-89
1,439	Fred VanVleet	141 2012-16
1,359	Jamie Thompson	77 1964-67
1,327	JT Durlley	137 2007-11
1,322	Ron Harris	78 1969-72
1,317	Paul Miller	132 2001-06
1,303	PJ Cousnard	126 2004-08
1,301	Warren Armstrong	78 1965-68
1,295	Joe Stevens	78 1955-58
1,278	Gus Santos	111 1983-87
1,247	Paul Guffrovich	120 1987-91
1,221	Steve Grayer	120 1985-89
1,186	Robert Elmore	84 1973-77
1,184	Calvin Bruton	102 1972-76
1,172	Shaquille Morris	134 2014-18
1,169	Kelly Pete	83 1963-66
1,163	Vince Smith	77 1970-73
1,153	John Cooper	97 1987-91
1,139	Al Tate	78 1957-60
1,135	Cleanthony Early	75 2012-14
1,133	Kyle Wilson	98 2004-07
1,129	Terrell Benton	115 1998-02
1,122	Bob Hodgson	82 1953-56
1,119	Lanny Van Eman	80 1958-62
1,106	Garrett Stutz	138 2008-12
1,055	Ernie Moore	80 1960-64
1,053	Tyson Etienne	80 2019-22
1,047	Tekele Cotton	141 2011-15
1,046	Jamie Arnold	87 1993-97
1,028	Bob Trogele	110 1975-79
1,022	Ron Heller	78 1958-61
1,013	Ron Washington	69 1965-69
1,007	Maurice Evans	59 1997-99
1,003	Terry Benton	76 1969-72

Most Points, Two-Year Span	Cl.	GP	Seasons
1,463	Xavier McDaniel	Jr.-Sr.	61 1983-85
1,378	Dave Stallworth	So.-Jr.	56 1962-64
1,135	Cleanthony Early	Jr.-Sr.	75 2012-14
1,127	Greg Carney	Jr.-Sr.	51 1968-70
1,114	Cleo Littleton	Jr.-Sr.	57 1953-55
1,113	Lynbert Johnson	Jr.-Sr.	54 1977-79
1,092	Jason Perez	Jr.-Sr.	59 1998-00
1,069	Cliff Levingston	So.-Jr.	62 1979-81
1,059	Jamie Thompson	Jr.-Sr.	53 1965-67
1,034	Aubrey Sherrod	Jr.-Sr.	61 1983-85
1,008	Ron Baker	Jr.-Sr.	70 2014-16
1,007	Maurice Evans	Fr.-So.	59 1997-99

Scoring Average (min. 3 seasons)	GP	Season
24.2	Dave Stallworth	80 1961-65
20.1	Greg Carney	77 1967-70
19.0	Cleo Littleton	114 1951-55
18.4	Xavier McDaniel	117 1981-85
17.6	Jamie Thompson	77 1964-67
17.3	Lynbert Johnson	110 1975-79
17.1	Antoine Carr	112 1979-83

16.9	Ron Harris	78 1969-72
16.7	Warren Armstrong	78 1965-68
16.6	Joe Stevens	78 1955-58
16.2	Cliff Levingston	91 1979-82
15.7	Jason Perez	117 1996-00
15.1	Vince Smith	77 1970-73
15.1	Aubrey Sherrod	117 1981-85
14.9	Ron Washington	69 1965-69
14.6	Al Tate	78 1957-60
14.1	Robert Elmore	84 1973-77
14.1	Kelly Pete	83 1963-66
14.0	Lanny Van Eman	80 1958-62
13.7	Bob Hodgson	82 1953-56
13.2	Terry Benton	76 1969-72
13.2	Ron Baker	124 2012-16
13.2	Ernie Moore	80 1960-64
13.2	Tyson Etienne	80 2021-22
13.1	Ron Heller	78 1958-61
12.9	Randy Burns	124 2001-05
12.9	Landry Shamet	71 2015-18
12.7	Jamar Howard	124 2001-05
12.3	Charlie Brent	75 1975-78

REBOUNDING

Total Rebounds	GP	Years
1,359	Xavier McDaniel	117 1981-85
1,039	Robert Elmore	84 1973-77
1,027	Lynbert Johnson	110 1975-79
965	Cliff Levingston	91 1979-82
963	Terry Benton	76 1969-72
878	Cleo Littleton	114 1951-55
839	Warren Armstrong	78 1965-68
838	Dave Stallworth	80 1961-65
776	Antoine Carr	112 1979-83
774	Al Tate	78 1957-60
761	Ron Heller	78 1958-61
749	Jamie Arnold	87 1993-97
724	Paul Miller	132 2001-06
711	Jamar Howard	124 2001-05
710	Sasha Radunovich	120 1985-89
706	Gene Wiley	70 1959-62
685	PJ Cousnard	126 2004-08
668	Merv Carman	114 1951-55
659	Jason Perez	117 1996-00
654	Rashard Kelly	139 2014-18
648	Bob Hodgson	82 1953-56
636	Don Woodworth	78 1955-58
626	Toure' Murry	139 2008-12
624	Ron Harris	78 1969-72
624	Garrett Stutz	138 2008-12
617	JT Durlley	137 2007-11
617	Claudius Johnson	114 1989-93
594	Larry Callis	99 1992-96
586	Gus Santos	111 1983-87
585	Troy Mack	114 1998-02
583	Nate Bowman	70 1962-65
568	Markis McDuffie	129 2018-19
564	Shaquille Morris	134 2014-18
557	Dexter Dennis	112 2018-22
551	Jim Givens	77 1968-71
549	Steve Grayer	120 1985-89
535	Kelly Pete	83 1963-66
532	Rob Kampman	121 2001-05
521	Ron Baker	124 2012-16
518	Jamie Thompson	77 1964-67
510	Darrin Williams	110 1996-00
505	Darin Miller	104 1993-97
502	Henry Carr	108 1983-87

Rebounding Average (Min. 3 Seasons)	GP	Years
12.7	Terry Benton	76 1969-72
12.4	Robert Elmore	84 1973-77



P.J. Cousnard (2003-08)

11.6	Xavier McDaniel	117 1981-85
10.8	Warren Armstrong	78 1965-68
10.6	Cliff Levingston	91 1979-82
10.5	Dave Stallworth	80 1961-65
10.1	Gene Wiley	70 1959-62
9.9	Al Tate	78 1957-60
9.8	Ron Heller	78 1958-61
9.3	Lynbert Johnson	110 1975-79
8.6	Jamie Arnold	87 1993-97
8.3	Nate Bowman	70 1962-65
8.2	Don Woodworth	78 1955-58
8.0	Ron Harris	78 1969-72
7.9	Bob Hodgson	82 1953-56
7.7	Cleo Littleton	114 1951-55
7.2	Jim Givens	77 1968-71
6.9	Ron Washington	69 1965-69

FIELD GOALS

Field Goals Made	GP	Years
893	Xavier McDaniel	117 1981-85
763	Antoine Carr	112 1979-83
761	Cleo Littleton	114 1951-55
741	Lynbert Johnson	110 1975-79
739	Aubrey Sherrod	117 1981-85
719	Dave Stallworth	80 1961-65
662	Jason Perez	117 1996-00
602	Greg Carney	77 1967-70
597	Cliff Levingston	91 1979-82
545	Ron Harris	78 1969-72
522	Ron Baker	124 2012-16
519	Toure' Murry	139 2008-12
517	Jamar Howard	124 2001-05
511	Jamie Thompson	77 1964-67
511	Randy Burns	124 2001-05
504	Sasha Radunovich	120 1985-89

Field Goal Attempts	GP	Seasons
1861	Cleo Littleton	114 1951-55
1584	Xavier McDaniel	117 1981-85
1498	Aubrey Sherrod	117 1981-85
1473	Jason Perez	117 1996-00
1440	Greg Carney	77 1967-70
1417	Lynbert Johnson	110 1975-79
1370	Antoine Carr	112 1979-83
1356	Dave Stallworth	80 1961-65
1280	Toure' Murry	139 2008-12
1237	Randy Burns	124 2001-05
1226	Ron Harris	78 1969-72
1213	Joe Stevens	78 1955-58
1205	Ron Baker	124 2012-16
1161	Markis McDuffie	129 2015-19
1145	Calvin Bruton	102 1972-76
1110	Cliff Levingston	91 1979-82
1092	Warren Armstrong	78 1965-68
1076	Sasha Radunovich	120 1985-89
1043	Jamie Thompson	77 1964-67
1020	Paul Scheer	74 1951-54
1020	JT Durlley	137 2007-11
1009	Paul Guffrovich	120 1987-91
1004	Vince Smith	77 1970-73

Percentage (Min. 3 Yrs, 250 FGM)	FGM-A	Season
.564	Xavier McDaniel	893 1584 1981-85
.557	Antoine Carr	763 1370 1979-83
.546	Shaquille Morris	456 835 2014-18
.543	Claudius Johnson	304 560 1989-93
.538	Cliff Levingston	597 1110 1979-82
.532	Steve Grayer	459 863 1985-89
.530	Jamar Howard	517 975 2001-05
.530	Dave Stallworth	719 1356 1961-65
.523	Lynbert Johnson	741 1417 1975-79
.515	Garrett Stutz	413 802 2008-12
.511	Robert Elmore	482 944 1973-77
.510	Troy Mack	301 590 1998-02
.507	John Friedersdorf	336 663 1949-52
.504	Henry Carr	267 530 1983-87
.501	Jamie Arnold	395 789 1993-97
.500	Terry Benton	376 752 1969-72
.500	Paul Miller	499 999 2001-06

3-POINT FIELD GOALS

3-Pointers Made	GP	Years
248	Randy Burns	124 2001-05
242	Ron Baker	124 2012-16
200	Tyson Etienne	80 2019-22
	Sean Ogirri	97 2004-07
197	Terrell Benton	115 1998-02
196	Jason Perez	117 1996-00
176	Dexter Dennis	112 2018-22
164	Conner Frankamp	95 2015-18
160	Markis McDuffie	129 2018-19
159	Landry Shamet	71 2015-18
153	David Kyles	128 2008-12
144	Paul Guffrovich	120 1987-91
141	Fred VanVleet	141 2012-16



Conner Frankamp (2015-18)

140	Ryan Herrs	106 1992-96
135	Toure' Murry	139 2008-12
130	Matt Brauer	117 2004-08
	Rob Kampman	121 2001-05
128	Clevin Hannah	66 2008-10
125	Dwight Praylow	118 1985-89
	Graham Hatch	119 2007-11
118	Maurice Evans	59 1997-99
114	PJ Cousnard	126 2004-08
113	Cleanthony Early	75 2012-14
108	Tekele Cotton	141 2011-15
	Kyle Wilson	98 2004-07
103	Aaron Hogg	62 2002-04
101	John Cooper	97 1987-91
100	Zach Brown	130 2014-18

3Pt FGM/Game (Min. 3 Seasons)	GP	Years
2.50	Tyson Etienne	200 80 2019-22
2.24	Landry Shamet	159 71 2015-18
2.06	Sean Ogirri	200 97 2004-07
2.00	Randy Burns	248 124 2001-05
1.95	Ron Baker	242 124 2012-16
1.73	Conner Frankamp	164 95 2015-18
1.71	Terrell Benton	197 115 1998-02
1.68	Jason Perez	196 117 1996-00
1.57	Dexter Dennis	176 112 2018-22
1.32	Ryan Herrs	140 106 1992-96

3-Point Attempts	GP	Years
655	Ron Baker	124 2012-16
633	Randy Burns	124 2001-05
550	Tyson Etienne	80 2019-22
536	Terrell Benton	115 1998-02
521	Jason Perez	117 1996-00
512	Dexter Dennis	112 2018-22
493	Sean Ogirri	97 2004-07
471	Markis McDuffie	129 2015-19
434	Toure' Murry	139 2008-12
421	David Kyles	128 2008-12

Percentage (Min. 3 Yrs, 100 3FGM)	3FGM-A	Years
.448	Dwight Praylow	125 279 1985-89
.437	Landry Shamet	159 364 2015-18
.434	Paul Guffrovich	144 332 1987-91
.422	Rob Kampman	130 308 2001-05
.406	Sean Ogirri	200 493 2004-07
.392	Randy Burns	248 633 2001-05
.3904	Conner Frankamp	164 420 2015-18
.3900	John Cooper	101 259 1987-91
.386	Fred VanVleet	141 365 2012-16

Career Games w/ a 3-Pointer	GP	Years
112	Ron Baker	124 2012-16
104	Randy Burns	124 2001-05
89	Jason Perez	117 1996-00
88	Fred VanVleet	141 2012-16
86	Dexter Dennis	112 2018-22

Fastest to 100 3-Pointers (Number of Games)		
44 th	Tyson Etienne	UCF (1/30/2021)
50 th	Landry Shamet	Arkansas St. (12/19/2017)
52 nd	Maurice Evans	Creighton (2/6/1999)
53 rd	Clevin Hannah	Illinois St. (1/27/2010)
53 rd	Randy Burns	at Drake (2/19/2003)

Fastest to 100 3-Pointers (Number of Attempts)
221</



CAREER RECORDS

FREE THROWS

Free Throws Made		GP	Years
642	Cleo Littleton	114	1951-55
505	Jamar Howard	124	2001-05
498	Dave Stallworth	80	1961-65
425	Lynbert Johnson	110	1975-79
412	Sasha Radunovich	120	1985-89
382	Antoine Carr	112	1979-83
372	Fred VanVleet	141	2012-16
371	Markis McDuffie	129	2015-19
366	Xavier McDaniel	117	1981-85
366	Toure' Murry	139	2008-12
361	Joe Stevens	78	1955-58
350	Ron Baker	124	2012-16
342	Bob Hodgson	82	1953-56
341	Greg Carney	77	1967-70
337	Jamie Thompson	77	1964-67
329	Randy Burns	124	2001-05
323	Gus Santos	111	1983-87
319	Paul Miller	132	2001-06
	Jason Perez	117	1996-00
311	Darrin Williams	110	1996-00
305	Warren Armstrong	78	1965-68
305	Al Tate	78	1957-60
302	Steve Grayer	120	1985-89

Free Throw Attempts		GP	Years
872	Cleo Littleton	114	1951-55
746	Jamar Howard	124	2001-05
688	Lynbert Johnson	110	1975-79
660	Dave Stallworth	80	1961-65
587	Xavier McDaniel	117	1981-85
547	Sasha Radunovich	120	1985-89
521	Gus Santos	111	1983-87
512	Antoine Carr	112	1979-83
499	Darrin Williams	110	1996-00
489	Steve Grayer	120	1985-89
480	Toure' Murry	139	2008-12
479	Markis McDuffie	129	2015-19
466	Bob Hodgson	82	1953-56
462	Fred VanVleet	141	2012-16
447	Joe Stevens	78	1955-58
446	Cliff Levingston	91	1979-82
445	Al Tate	78	1957-60
437	Ron Baker	124	2012-16
436	P.J. Cousnard	126	2004-08
435	Greg Carney	77	1967-70

Free Throw % (Min. 3 Yrs, 100 FTM)		FTM-A	Years
.875	Matt Clark	112 128	2000-04
.853	Jamie Thompson	337 395	1964-67
.850	Sean Ogirri	164 193	2004-07
.840	Kyle Wilson	289 344	2004-07
.835	Paul Guffrovich	193 231	1987-91
.826	Lanny Van Eman	261 316	1958-62
.821	Ron Mendell	119 145	1966-69
.819	Cleathony Early	280 342	2012-14
.811	Landry Shamet	163 201	2015-18
.808	Joe Stevens	361 447	1955-58
.805	Fred VanVleet	274 342	2012-16
.801	Ron Baker	350 437	2012-16

ASSISTS

Total Assists		GP	Years
637	Fred VanVleet	141	2012-16
430	Toure' Murry	139	2008-12
429	Warren Armstrong	78	1965-68
420	Bob Trogele	110	1975-79
404	Calvin Bruton	102	1972-76
394	Dave Stallworth	80	1961-65
384	Aubrey Sherrod	117	1981-85
383	Paul Guffrovich	120	1987-91
345	Ron Baker	124	2012-16
336	Tony Martin	62	1980-82
332	P.J. Cousnard	126	2004-08
319	Randy Smithson	61	1979-81
315	Joe Griffin	64	1986-89
308	Matt Braeuer	117	2004-08
298	Jason Perez	117	1996-00
297	K.C. Hunt	87	1990-94
295	Clevin Hannah	66	2008-10
290	Craig Steven	113	1998-03
288	Landry Shamet	71	2015-18
276	Tekele Cotton	141	2011-15
272	Craig Porter Jr.	75	2020-23
271	Randy Burns	124	2001-05
263	Jamar Howard	124	2001-05
251	Gary Cundiff	113	1982-87

Assists/Game (Min. 3 Seasons)		GP	Total	Years
5.5	Warren Armstrong	78	429	1965-68
4.9	Dave Stallworth	80	394	1961-65
4.9	Joe Griffin	64	315	1986-89
4.5	Fred VanVleet	141	637	2012-16
4.1	Landry Shamet	71	288	2015-18
4.0	Calvin Bruton	102	404	1972-76

3.8	Bob Trogele	110	420	1975-79
3.6	Craig Porter Jr.	75	272	2020-23
3.4	K.C. Hunt	87	297	1990-94
3.3	Aubrey Sherrod	117	384	1981-85
3.2	Paul Guffrovich	120	383	1987-91
3.1	Toure' Murry	139	430	2008-12

A:TO Ratio (Min. 200 A)		A	TO	Years
3.08	Fred VanVleet	637	207	2012-16
2.67	Landry Shamet	288	108	2015-18
2.36	Randy Smithson	319	135	1979-81
2.19	Terry Hankton	223	102	1996-98
2.16	Joe Griffin	315	146	1987-91
2.03	Joe Ragland	209	103	2010-12
1.99	Craig Porter Jr.	272	137	2020-23

BLOCKS

Total Blocks		GP	Years
209	Antoine Carr	112	1979-83
147	Shaquille Morris	134	2014-18
132	Robert Elmore	84	1973-77
109	Claudius Johnson	114	1989-93
105	Gene Wiley	70	1959-62
103	Xavier McDaniel	117	1981-85
101	Garrett Stutz	138	2008-12
98	PJ Cousnard	126	2004-08
94	Jaime Echenique	64	2019-20
	Ehimen Orukpe	86	2010-13
91	JT Durlley	137	2007-11
88	Jamar Howard	124	2001-05
82	Terry Benton	76	1969-72
81	Carl Hall	65	2011-13
	Craig Porter Jr.	75	2020-23
	Ron Baker	124	2012-16
	Larry Callis	99	1992-96
	Dexter Dennis	112	2018-22
64	Darrin Williams	110	1996-00
63	Troy Mack	114	1998-02
	Jamie Arnold	87	1993-97
	Paul Miller	132	2001-06
	Cleathony Early	75	2012-14
	Gus Santos	111	1983-87
62	Cliff Levingston	91	1979-82
61	Ozell Jones	57	1979-81

Blocks/Game (Min. 3 Seasons)		GP	Years
1.87	Antoine Carr	112	1979-83
1.75	Robert Elmore	84	1973-77
1.50	Gene Wiley	70	1959-62
1.10	Shaquille Morris	134	2014-18
1.09	Ehimen Orukpe	86	2010-13
1.08	Craig Porter Jr.	75	2022-23
1.08	Terry Benton	76	1969-72
0.96	Claudius Johnson	114	1989-93
0.88	Xavier McDaniel	117	1981-85
0.78	PJ Cousnard	126	2004-08
0.74	Larry Callis	99	1992-96



Toure' Murry (2008-12)

STEALS

Total Steals		GP	Years
225	Fred VanVleet	141	2012-16
222	Jason Perez	117	1996-00
180	Toure' Murry	139	2008-12
163	Ron Baker	124	2012-16
156	Tekele Cotton	141	2011-15
153	Jamar Howard	124	2001-05
148	Aubrey Sherrod	117	1981-85
	PJ Cousnard	126	2004-08
126	Lynbert Johnson	110	1975-79
120	Robert George	56	1990-92
119	K.C. Hunt	87	1990-94
114	Paul Guffrovich	120	1987-91
	Xavier McDaniel	117	1981-85
103	Demetric Williams	140	2009-13
100	Bob Trogele	110	1975-79

Steals/Game (Min. 3 Seasons)		GP	Years
1.90	Jason Perez	117	1996-00
1.60	Fred VanVleet	141	2012-16
1.37	K.C. Hunt	87	1990-94
1.31	Ron Baker	124	2012-16
1.29	Toure' Murry	139	2008-12
1.26	Aubrey Sherrod	117	1981-85
1.25	Craig Porter Jr.	75	2020-23
1.23	Jamar Howard	124	2001-05
1.17	PJ Cousnard	126	2004-08
1.15	Lynbert Johnson	110	1975-79
1.11	Tekele Cotton	141	2011-15

DUNKS

Note -- Dunking was banned by the NCAA from 1967-76. The following list was compiled using play-by-play data from the WSU archive. Games are missing from the following seasons: Pre-1967, 1976-77 & 1977-78 (All), 1978-79 (1 Game), 1981-82 (6), 1982-83 (4), 1984-85 (3), 1985-86 (1), 1986-87 (3), 1987-88 (1), 1988-89 (1),


Total Dunks (Since 1976-77)		GP	Years
163	Antoine Carr	112	1979-83
107	Xavier McDaniel	114	1981-85
104	Shaquille Morris	134	2014-18
101	Jamar Howard	124	2001-05
72	Cliff Levingston	91	1979-82
	Claudius Johnson	114	1989-93
54	Morris Udeze	93	2018-22
52	Rashard Kelly	139	2014-18
51	John Smith	50	1991-93
48	Garrett Stutz	138	2008-12
44	Jaime Echenique	64	2018-20
43	Tekele Cotton	141	2011-15
40	Darius Carter	70	2013-15
	Cleathony Early	75	2012-14

PARTICIPATION

Games Played		Years
141	Tekele Cotton	2011-15
	Fred VanVleet	2012-16
140	Demetric Williams	2009-13
139	Toure' Murry	2008-12
	Rashard Kelly	2014-18
138	Garrett Stutz	2008-12
137	JT Durlley	2007-11
136	Aaron Ellis	2007-11
134	Shaquille Morris	2014-18
132	Paul Miller	2001-06
130	Zach Brown	2014-18
129	Markis McDuffie	2015-19
128	David Kyles	2008-12
126	PJ Cousnard	2004-08
124	Jamar Howard	2001-05
	Randy Burns	2001-05
	Ron Baker	2012-16
	Evan Wessel	2011-16
121	Rob Kampman	2001-05
	Rauno Nurger	2014-18
120	Steve Grayer	1985-89
	Paul Guffrovich	1987-91
	Sasha Radunovich	1985-89

Games Played at the Roundhouse (1955-Pr.)		Years
68	J.T. Durlley	2007-11
	Toure' Murry	2008-12
67	Aaron Ellis	2007-12
	Garrett Stutz	2008-12

Games Started (Since 1979-80)		GP	Seasons
130	Toure' Murry	139	2008-12
121	Ron Baker	124	2012-16
119	Paul Miller	132	2001-06
118	Jamar Howard	124	2001-05
116	Aubrey Sherrod	117	1981-85
115	Randy Burns	124	2001-05



Landry Shamet (2015-18)

108	Antoine Carr	112	1979-83
104	Rob Kampman	121	2001-05
102	Fred VanVleet	141	2012-16
101	Jason Perez	117	1996-00
98	Tekele Cotton	141	2011-15
93	Dexter Dennis	112	2018-22
	Paul Guffrovich	120	1987-91
91	PJ Cousnard	126	2004-08
	Xavier McDaniel	117	1981-85
90	JT Durlley	137	2007-11
89	Cliff Levingston	91	1979-82
	Steve Grayer	120	1985-89
	Zach Brown	130	2014-18
87	Gus Santos	111	1983-87


Consecutive Games Played		Span
139	Toure' Murry	2008-12
	Rashard Kelly	2014-18
137	J.T. Durlley	2007-11
129	Paul Miller	2002-06
125	Garrett Stutz	2008-12
124	Jamar Howard	2001-05
	Randy Burns	2001-05

Four-year Shockers w/ 100% Participation (1945-Pr.)		Games	Season
	Merv Carman	114	1951-55
	Cleo Littleton	114	1951-55
	Paul Guffrovich	120	1988-92
	Randy Burns	124	2001-05
	Jamar Howard	124	2001-05
	J.T. Durlley	137	2007-11
	Toure' Murry	139	2008-12
	Rashard Kelly	139	2014-18

Total Minutes Played (Since 1980)		Season
3,999	Toure' Murry	139 2008-12
3,905	Jason Perez	117 1996-00
3,835	Aubrey Sherrod	117 1981-85
3,796	Ron Baker	124 2012-16
3,775	Fred VanVleet	141 2012-16
3,690	Paul Guffrovich	120 1987-91
3,638	Xavier McDaniel	114 1981-85
3,583	PJ Cousnard	126 2004-08
3,404	Tekele Cotton	141 2011-15
3,395	Randy Burns	124 2001-05
3,362	Gus Santos	111 1983-87
3,360	Antoine Carr	112 1979-83
3,200	Jamar Howard	124 2001-



1,000-POINT CLUB



Cleo Littleton

2,164

6-3 | F | Wichita, Kan. (East HS) | 1951-55

Year	GP	FG-FGA	%	FTM-FTA	%	TR	RPG	PF	FO	A	Pts	Avg
1951-52 (Fr)	30	214-508	.421	127-183	.694	231	7.7	111	10	46	555	18.5
1952-53 (So)	27	170-428	.397	155-215	.721	196	7.3	89			495	18.3
1953-54 (Jr)	31	212-494	.429	140-198	.707	239	7.7	85			564	18.2
1954-55 (Sr)	26	165-431	.383	220-276	.797	212	8.2	80			550	21.2
Totals	114	761-1861	.409	642-872	.736	878	7.7	365			2164	19.0

Considered the first star player in the modern era of Shocker basketball, Littleton led Ralph Miller's Shocker squads to new heights and helped establish the winning tradition. In 1986, his No. 13 became the fourth Shocker jersey to be retired. A third team All-American selection in 1955, Littleton was the first player west of the Mississippi to score more than 2,000 career points. He still ranks as WSU's all-time leading scorer with a 2,164 points, while his scoring average of 19 points is third. During his senior season, Littleton led the Shockers at 21.4 points, and is the only player to be named to the all-Valley first team four years. He also played in 184 consecutive games, not missing one from his sophomore season in high school through his senior season at WSU. Littleton was a 1955 draft choice of the Fort Wayne Pistons.




Xavier McDaniel

2,152

6-7 | F | Columbia, S.C. (A.C. Flora HS) | 1981-85

Year	GP-GS	Min	Avg	FG-FGA	%	3FG-3FGA	Pct.	FTM-FTA	%	TR	RPG	PF	FO	A	TO	Blk	Stl	Pts	Avg
1981-82 (Fr)	28-2	378	13.5	68-135	.504	-	---	27-43	.628	103	3.7	57	0	15	25	5	10	163	5.8
1982-83 (So)	28-28	987	35.2	223-376	.593	0-0	---	80-148	.541	403	14.4	87	2	42	77	28	21	526	18.8
1983-84 (Jr)	30-30	1130	37.7	251-445	.564	-	---	117-172	.680	393	13.1	106	4	71	99	39	37	619	20.6
1984-85 (Sr)	31-31	1143	36.9	351-628	.559	-	---	142-224	.634	460	14.8	101	4	69	99	31	46	844	27.2
TOTALS	114-88	3638	31.1	893-1584	.564	0-0	---	366-587	.624	1,359	11.6	351	10	197	300	103	114	2152	18.4

The third Wichita State jersey retired was No. 34, worn by Xavier McDaniel from 1981-85. "X", as he was known to Shocker fans, ended his brilliant career as the Shockers' all-time rebounding leader with 1,359 and second on the all-time scoring list with 2,152 points. He twice led the nation in rebounding and as senior became the first player in NCAA history to lead the nation in both scoring (27.2 points) and rebounding (14.8) in the same season. In addition, McDaniel's nine career 20-point/20-rebound games ranks first in Shocker history, and his two 23-rebound efforts against Illinois State and West Texas State are good for two of the school's top-15 all-time performances. He was a first-round draft pick of the Seattle Supersonics in 1985 and last played with the New Jersey Nets.




Dave Stallworth

1,936

6-7 | F | Dallas, Texas (James Madison HS) | 1961-65

Year	GP	FG-FGA	%	FTM-FTA	%	TR	RPG	PF	A	Pts	Avg
1961-62 (So)	8	61-142	.430	36-43	.837	75	9.4	27	50	158	19.8
1962-63 (So-Jr)	27	222-421	.527	165-199	.829	275	10.2	74	118	609	22.6
1963-64 (Jr-Sr)	29	283-518	.546	203-279	.728	294	10.1	82	132	769	26.5
1964-65 (Sr)	16	153-275	.556	94-139	.676	194	12.1	41	94	400	25.0
TOTALS	80	719-1356	.530	498-660	.755	838	10.5	224	394	1936	24.2

The first Wichita State jersey retired was No. 42, worn by Dave "The Rave" Stallworth from 1962-65. Stallworth averaged 24.2 points a game during his career and ranks third on the Shocker all-time scoring list with 1,936 points. Stallworth saved some of his biggest games for the biggest of stages, averaging an incredible 29.5 points per game in NCAA Tournament play. That includes a 37-point effort in a 94-86 Midwest Regional Final loss to Kansas State in 1964. Stallworth was a first-round draft choice of the New York Knicks in 1965 and played in the National Basketball Association with three teams over 10 years. In 1997, he was honored as a charter inductee in the Missouri Valley Conference Hall of Fame.



Antoine Carr

1,911

6-9 | F | Wichita, Kan. (Heights HS) | 1979-83

Year	GP-GS	Min	Avg	FG-FGA	%	3FG-3FGA	%	FTM-FTA	%	TR	RPG	PF	FO	A	TO	Blk	Stl	Pts	Avg
1979-80 (Fr)	29-29	818	28.2	178-355	.501	-	---	86-129	.667	171	5.9	109	9	38	72	40	27	442	15.2
1980-81 (So)	33-33	1030	31.2	211-360	.586	-	---	101-132	.765	241	7.3	103	7	94	71	65	37	523	15.8
1981-82 (Jr)	28-25	785	28.0	179-316	.566	-	---	91-115	.791	196	7	100	8	46	58	54	18	449	16.0
1982-83 (Sr)	22-21	727	33.0	195-339	.575	3-5	.600	104-136	.765	168	7.6	73	6	39	47	50	17	497	22.6
TOTALS	112-108	3360	30.0	763-1370	.557	3-5	.600	382-512	.746	776	6.9	385	30	217	248	209	99	1911	17.1

The Wichita Heights High School grad and hometown hero finished his career as the fourth-leading scorer in Wichita State history with 1,911 points and set the Shocker single-game scoring mark of 47 point in his final collegiate game against Southern Illinois on March 5, 1983. Carr also holds Shocker freshman records for blocks (40) and points scored (442), and his 31-point effort against Creighton in 1980 ranks third for WSU rookies. He was taken eighth overall in the '83 draft by the Detroit Pistons and went on to enjoy a 15-year NBA career that included stops in Atlanta, Sacramento, San Antonio, Utah, Houston and Vancouver.




Lynbert "Cheese" Johnson

1,907

6-5 | F | New York, N.Y. (Haaren HS) | 1975-79

Year	GP-GS	Min	Avg	FG-FGA	%	FTM-FTA	%	TR	RPG	PF	FO	A	TO	Stl	Pts	Avg	
1975-76 (Fr)	28-22			127-246	.516	60-106	.566	194	6.9	95	6	40			314	11.2	
1976-77 (So)	28	1020	36.4	181-357	.507	118-197	.599	277	9.9	74	1	66	120		480	17.1	
1977-78 (Jr)	27	1011	37.4	199-359	.554	115-177	.650	271	10.0	76	1	52	92		513	19	
1978-79 (Sr)	27	947	35.1	234-456	.513	132-208	.635	285	10.6	98	3	80	79		600	22.2	
TOTALS	110			741-1,418	.523	425-688	.618	1027	9.3	343	11	238			126	1,907	17.3

A three-time all-conference pick and 1979 honorable mention AP All-American, Johnson amassed 1,907 career points (fifth on WSU's all-time list) and 1,027 rebounds (third). Nicknamed "Cheese" (because of the way he smiled while he played), Johnson quickly became a fan favorite in Wichita after helping lead the Shockers to the 1976 Missouri Valley Conference title and a spot in the NCAA tournament. The 6-5 forward was MVC newcomer of the year in '76 and went on to earn all-conference honors in each of the next three seasons (first team in 1977 and 1979 and second team in between). He averaged 17.3 points and 9.3 rebounds for his career, including 22.2 points and 10.6 boards as a senior. Johnson was selected in the third round of the 1979 NBA Draft by the Golden State Warriors and appeared in nine games during the 1979-80 season. He was inducted into the Shocker Sports Hall of Fame in 1986.




Jason Perez

1,839

6-4 | G/F | San Antonio, Texas (Marshall HS) | 1996-2000

Year	GP-GS	Min	Avg	FG-FGA	%	3FG-3FGA	%	FTM-FTA	%	OR-DR	TR	RPG	PF	FO	A	TO	Blk	Stl	Pts	Avg
1996-97 (Fr)	27-12	809	30.0	119-277	.430	51-125	.408	38-51	.745	49-72	121	4.5	52	1	69	43	1	38	327	12.1
1997-98 (So)	31-31	1021	32.9	155-376	.412	33-107	.308	77-104	.740	61-109	170	5.5	73	1	51	75	5	62	420	13.5
1998-99 (Jr)	30-30	1042	34.7	182-361	.504	56-128	.438	85-102	.833	46-119	165	5.5	83	1	91	65	6	55	505	16.8
1999-00 (Sr)	29-28	1033	35.6	206-459	.449	56-161	.348	119-152	.783	66-137	203	7.0	61	0	87	78	8	67	587	20.2
TOTAL	117-101	3905	33.4	662-1473	.449	196-521	.376	319-409	.780	222-437	659	5.6	269	3	298	261	20	222	1839	15.7

An outstanding all-around player and the only Shocker to be named The Wichita Eagle Most Valuable Team Player four times in his career, Jason Perez was known for his stamina, keen ball-sense and long-range shooting... Perez graduated as WSU's all-time steals leader, and his 1,839 points and 196 three-point makes also rank well inside the top-10... Despite a ninth-place finish in the Valley his senior season, he was runner-up in voting for Valley Player of the Year honors... Perez's selection the All-MVC First Team in 2000 ended a nine-year drought for the Shockers, and he landed on the second team as a junior... He twice earned MVP honors at WSU's home tournament, the Cessna Classic, took home the Shafer Dart Most Inspirational Player Award as a freshman and was an AD Honor Roll Student. In 2013 he joined the Shocker Hall of Fame.



Aubrey Sherrod

1,765

6-2 | G | Wichita, Kan. (Heights HS) | 1981-85

Year	GP-GS	Min	Avg	FG-FGA	%	3FG-3FGA	%	FTM-FTA	%	OR-DR	TR	RPG	PF	FO	A	TO	Blk	Stl	Pts	Avg
1981-82 (Fr)	29-28	769	26.5	137-270	.507	-	---	44-57	.772	0-47	47	1.6	59	0	85	80	4	39	318	11.0
1982-83 (So)	27-27	866	32.1	167-338	.494	23-59	.390	56-76	.737	0-76	76	2.8	59	1	91	76	6	33	413	15.3
1983-84 (Jr)	30-30	1059	35.3	195-420	.464	-	---	69-102	.676	0-95	95	3.2	70	1	82	81	8	43	459	15.3
1984-85 (Sr)	31-31	1141	36.8	240-470	.511	-	---	95-111	.856	0-101	101	3.3	92	0	126	73	3	33	575	18.5
TOTALS	117-116	3835	32.8	739-1498	.493	23-59	.390	264-346	.763	0-319	319	2.7	280	2	384	310	21	148	1765	15.1

A smooth-shooting, left-handed guard with exceptional range, Sherrod was thrice named second team all-Missouri Valley Conference (1983,'84 and '85) and finished with 1,765 career points... By the close of his senior season, Sherrod ranked inside the top-10 in eight different categories. His 148 career steals stood for nearly 14 years as a school record, and his 384 assists also ranks high on the list... Sherrod started all but one game in his four-year career and helped lead the team to 84 victories and an MVC regular season and tournament title... He averaged a career-high 18.5 points as a senior in 1984-85... Sherrod scored in double figures each of his four seasons, capped by an 18.5 average as a senior in 1984-85... A second-round selection of the Chicago Bulls in 1985, he was inducted into the Shocker Sports Hall of Fame in 1994.




Ron Baker

1,636

6-4 | G | Scott City, Kan. (Scott City HS) | 2011-16

Year	GP-GS	Min	Avg	FG-FGA	%	3FG-3FGA	%	FTM-FTA	%	OR-DR	TR	RPG	PF	FO	A	TO	Blk	Stl	Pts	Avg
2012-13 (R-Fr)	18-15	469	26.1	45-113	.398	30-84	.357	37-45	.822	22-36	58	3.2	39	0	32	23	5	14	157	8.7
2013-14 (So)	36-36	1076	29.9	146-320	.456	68-179	.380	112-133	.842	27-110	137	3.8	66	0	112	61	23	51	472	13.1
2014-15 (Jr)	35-35	1145	32.7	171-395	.433	80-209	.383	94-124	.758	31-126	157	4.5	60	0	88	39	27	45	516	14.7
2015-16 (Sr)	35-35	1106	31.6	160-377	.424	64-183	.350	107-135	.793	20-149	169	4.8	50	0	113	54	21	53	491	14.0
TOTALS	124-121	3796	30.6	522-1205	.433	242-655	.369	350-437	.801	100-421	521	4.2	215	0	345	177	76	163	1636	13.2

An unheralded recruit from Western Kansas, Baker blossomed into an All-American and helped lead WSU to a golden age of prosperity with three conference titles and nine NCAA Tournament wins in four trips, including a 2013 Final Four appearance. As a sophomore in 2013-14, he played a key role on a Shocker squad that opened the year with a (then) national record 35-straight wins and a no. 2 ranking in the polls. Baker and teammate Fred VanVleet became the first Shockers in over three decades to be named first team All-MVC in three different seasons. Baker earned John R. Wooden and USA Today All-America honors and was an honorable mention selection by the AP as a junior in 2014-15. He ended his career in WSU's top-10 in scoring (8th, 1,636 points), wins (5th, 106), 3-pointers (2nd, 242), assists (9th, 345) and steals (4th, 163).



Randy Burns

1,599

5-11 | G | Houston, Texas (Booker T. Washington HS) | 2001-05

Year	GP-GS	Min	Avg	FG-FGA	%	3FG-3FGA	%	FTM-FTA	%	OR-DR	TR	RPG	PF	FO	A	TO	Blk	Stl	Pts	Avg
2001-02 (Fr)	30-25	738	24.6	118-282	.418	57-135	.422	70-85	.824	12-58	70	2.3	68	1	54	71	2	12	363	12.1
2002-03 (So)	30-28	916	30.5	143-335	.427	60-161	.373	106-133	.797	33-99	132	4.4	55	2	81	86	1	26	452	15.1
2003-04 (Jr)	32-31	895	28.0	126-325	.388	64-174	.368	82-109	.752	21-119	140	4.4	42	0	62	62	2	19	398	12.4
2004-05 (Sr)	32-31	846	26.4	124-295	.420	67-163	.411	71-93	.763	28-95	123	3.8	39	1	74	64	1	28	386	12.1
TOTALS	124-115	3,395	27.4	511-1,237	.413	248-633	.392	329-420	.783	94-371	465	3.8	204	4	271	283	6	85	1599	12.9

Burns grabbed a starting spot early in his freshman season and, over the course of four years, helped reverse the fortunes of a struggling Shocker program. He earned All-Valley recognition three times in his career (Honorable Mention as a freshman and Second Team as both a junior and a senior) and helped lead WSU to three-straight NIT trips - the program's first postseason bids of any kind in 14 years. Burns still ranks as the school's career three-point leader with 248. In fact, at the close of his career, he owned four of the top-10 season totals in school history... Burns was WSU's first-ever honoree to the all-Valley Tournament team in 2003 as a junior... Burns (1,599 career points) and Jamar Howard became only the second set of Shocker teammates to both surpass the 1,500-point mark.



Jamar Howard

1,571

6-5 | F | Shawnee Mission, Kan. (Bishop Miege HS) | 2001-05

Year	GP-GS	Min	Avg	FG-FGA	%	3FG-3FGA	%	FTM-FTA	%	OR-DR	TR	RPG	PF	FO	A	TO	Blk	Stl	Pts	Avg
2001-02 (Fr)	30-27	693	23.1	114-216	.528	0-2	.000	100-157	.637	77-86	163	5.4	117	8	64	75	20	35	328	10.9
2002-03 (So)	30-30	830	27.7	141-279	.505	18-40	.450	125-182	.687	68-107	175	5.8	108	7	65	87	15	41	425	14.2
2003-04 (Jr)	32-30	827	25.8	138-247	.559	13-40	.325	152-194	.784	77-110	187	5.8	118	7	69	83	32	45	441	13.8
2004-05 (Sr)	32-31	850	26.6	124-233	.532	1-16	.063	128-213	.601	67-119	186	5.8	102	3	65	81	21	32	377	11.8
TOTALS	124-118	3200	25.8	517-975	.530	32-98	.327	505-746	.677	289-422	711	5.7	445	25	263	326	88	153	1571	12.7

One of the more animated players to ever don a Shocker uniform, Howard was a three-time All-Valley pick and twice landed on the first team. As a junior in 2003-04, he was runner-up for MVC Player of the Year honors... Howard was good scorer but an even better defender, picking up MVC All-Defensive Team honors in all four seasons. He was the league's Defensive Player of the Year in each of his last three go-arounds... In addition, he led the team in both steals and field goal percentage four times and still ranks second all-time in both free throws made (505) and attempted (746)... Howard and classmate Randy Burns make up one of the most accomplished scoring duos in Shocker history, with over 1,500 points each. They also helped turn around a struggling program with three NIT bids - WSU's first postseason appearances in 14 years.



1,000-POINT CLUB



Greg Carney

1,545

5-9 | G | Chicago, Ill. (Mt. Carmel HS) | 1967-70

Year	GP	FG-FGA	%	FTM-FTA	%	TR	RPG	PF	FO	A	Pts	Avg
1966-67 (Fr)	Played on WSU Freshmen Team											
1967-68 (So)	26	171-386	.443	76-93	.817	73	2.8	82	4	66	418	16.1
1968-69 (Jr)	26	212-529	.401	122-163	.748	130	5.0	77	5	87	546	21.0
1969-70 (Sr)	25	219-525	.417	143-179	.799	118	4.7	80	2	65	581	23.2
TOTALS	77	602-1440	.418	341-435	.784	321	4.2	239	11	218	1545	20.1

Greg Carney used his speed and ability to drive to the basket to become one of the best guards ever to play at Wichita State...A two-time first team All-Missouri Valley Conference selection (1969 and 1970) and the Wichita Eagle Most Valuable Player as a senior in 1969-70, Carney is one of just two Shockers with a career scoring average of 20+ points per game (20.1). As a senior, Carney poured in 23.2 points per contest - still the second-highest single-season mark by a Shocker...



Toure' Murry

1,539

6-5 | G | Houston, Texas (Klein Forest HS) | 2008-12

Year	GP-GS	Min	Avg	FG-FGA	%	3FG-3FGA	%	FTM-FTA	%	OR-DR	TR	RPG	PF	FO	A	TO	Blk	Stl	Pts	Avg
2008-09 (Fr)	34-34	960	28.2	128-345	.371	51-159	.321	67-89	.753	28-100	128	3.8	69	0	85	94	13	44	374	11.0
2009-10 (So)	35-35	1106	31.6	142-335	.424	42-127	.331	92-130	.708	37-138	175	5.0	62	1	109	74	9	49	418	11.9
2010-11 (Jr)	37-33	965	26.1	109-268	.407	26-92	.283	102-128	.797	42-125	167	4.5	55	0	125	99	10	45	346	9.4
2011-12 (Sr)	33-28	968	29.3	140-332	.422	16-56	.286	105-133	.789	46-110	156	4.7	54	1	111	73	9	42	401	12.2
TOTAL	139-130	3999	28.8	519-1280	.405	135-434	.311	366-480	.763	153-473	626	4.5	240	2	430	340	41	180	1539	11.1

A member of Gregg Marshall's first recruiting class, do-it-all guard Toure' Murry played a key role in the Shockers' return to prosperity with an NIT Championship in 2011 and a No. 5 seed in the 2012 NCAA Tournament. Murry started a school-record 130 games and logged nearly 4,000 minutes for his career. He became just the 11th Shocker to record 1,500 points and finished as the school's career assist leader with 430 (before ceding the title to Fred VanVleet in 2015). His 180 steals also ranks near the top of the list. As a senior, Murry averaged a team-high 12.2 points for a Shocker squad that steamrolled its way to 16-2 conference mark and the 2012 MVC title. Murry was a second team all-conference selection as a junior and twice earned honored mention status. A member of the 2009 Valley All-Freshman and All-Newcomers Teams, he became the 40th Shocker to reach 1,000 career points on Jan. 26, 2011.



Markis McDuffie

1,525

6-8 | F | Paterson, N.J. (St. Anthony HS) | 2015-19

Year	GP-GS	Min	Avg	FG-FGA	%	3FG-3FGA	%	FTM-FTA	%	OR-DR	TR	RPG	PF	FO	A	TO	Blk	Stl	Pts	Avg
2015-16 (Fr)	34-1	630	18.5	87-204	.426	23-73	.315	55-77	.714	36-75	111	3.3	55	0	25	33	7	27	252	7.4
2016-17 (So)	36-27	918	25.5	132-288	.458	33-93	.355	118-144	.819	62-142	204	5.7	72	0	61	50	11	42	415	11.5
2017-18 (Jr)	22-4	416	18.9	64-144	.444	20-59	.339	38-52	.731	21-48	69	3.1	39	0	25	30	2	9	186	8.5
2018-19 (Sr)	37-37	1235	33.4	214-525	.408	84-246	.341	160-196	.816	66-118	184	5.0	72	0	37	61	7	38	672	18.2
TOTAL	129-69	3199	24.8	497-1161	.428	160-471	.340	371-469	.791	185-383	568	4.4	238	0	148	174	27	116	1525	11.8

Stringy, 6-8 stretch forward and occasional wing helped bridge the gap between WSU's time in the Missouri Valley and American Athletic Conference, earning postseason honors in both leagues... As a senior, averaged 18.2 points and became the 13th Shocker to pass the 1,500-point plateau... Claimed 2019 All-NIT honors by leading one of the youngest teams in program history to the semifinals in New York... Second team All-AAC pick hit 84 of his 160 career threes in his final season... Bounced back from injury plagued junior season to break modern era school records for total minutes (1,235) and free throws made (160)... Part of three NCAA Tournament teams and two MVC regular season title winners... First Team All-MVC as a sophomore and led the 31-win Shockers in both scoring and rebounding on the way to an Arch Madness crown and the NCAA Tournament's second round... 2016 MVC Freshman of the Year and a member of the league's All-Bench unit.



Cliff Levingston

1,471

6-8 | C | San Diego, Fla. (Morse HS) | 1979-82

Year	GP-GS	Min	Avg	FG-FGA	%	FTM-FTA	%	TR	RPG	PF	FO	A	TO	Blk	Stl	Pts	Avg
1979-80 (Fr)	29-29	914	31.5	189-346	.546	79-127	.622	294	10.1	89	6	44	88	32		457	15.8
1980-81 (So)	33-33	1108	33.6	246-452	.544	120-194	.619	376	11.4	107	5	59	86	21	30	612	18.5
1981-82 (Jr)	29-27	902	31.1	162-312	.519	78-125	.624	295	10.2	82	4	45	77	9	23	402	13.9
<i>NBA Draft Early Entry</i>																	
TOTAL	91-89	2924	32.1	597-1110	.538	277-446	.621	965	10.6	278	15	148	251	62		1471	16.2

Known for his engaging personality and warm smile, Cliff teamed with Antoine Carr to form the "Bookend Forwards" tandem that led the Shockers to national prominence in the early 1980's... Was twice named first-team all-Missouri Valley Conference, was chosen third team All-America by Basketball Times and was a dominant performer on two conference championship teams... In his three-year career he totalled 1,471 points and 965 rebounds, ranking eighth on the scoring list and fourth in rebounding... Ranks fifth all-time in career field goal percentage at .538 percent... As a sophomore, he led the Shockers in scoring and rebounding, and guided the club to the finals of the 1981 NCAA Midwest Regional... He was the Shockers' leading rebounder each of his three seasons, averaging 10.6 rebounds for his career... He was a first-round draft choice of the Detroit Pistons in 1982 and was a member of the Chicago Bulls' first two NBA titles in 1990-91 and 91-92...



Sasha Radunovich

1,463

6-10 | C | Titograd, Yugoslavia (Titograd HS) | 1985-89

Year	GP-GS	Min	Avg	FG-FGA	%	3FG-3FGA	%	FTM-FTA	%	OR-DR	TR	RPG	PF	FO	A	TO	Blk	Stl	Pts	Avg
1985-86 (Fr)	28-26	869	31.0	113-288	.392	-	---	99-132	.750		205	7.3	86	5	52	76	5	22	325	11.6
1986-87 (So)	33-14	761	23.1	125-234	.534	10-21	.476	126-164	.768	51-79	130	3.9	77	1	25	56	2	15	386	11.7
1987-88 (Jr)	29-28	777	26.8	148-292	.507	12-30	.400	100-128	.781	56-152	208	7.2	65	1	58	74	6	15	408	14.1
1988-89 (Sr)	30-18	697	23.2	118-262	.450	21-52	.404	87-123	.707	55-112	167	5.6	66	2	76	68	2	11	344	11.5
TOTAL	120-86	3104	25.9	504-1076	.468	43-103	.417	412-547	.753		710	5.9	294	9	211	274	15	63	1463	12.2

Sasha Radunovich, as chosen by league coaches, was named first team all-Missouri Valley Conference in 1987-88... Was also named Shafer Dart Most Inspirational Player for the 1985-86 season... Used his combination of power inside and finesse outside to become one of the best Shockers ever... Is ranked ninth all-time in points scored with 1,463, 12th in three point field goals with 43 and seventh in three point field goal percentage having made 41.8 percent of his three point attempts... Radunovich is tied for first in career games played with 120 games... Also ranks sixth all-time for freshman scoring at 11.6 points per game.



1,000-POINT CLUB



Fred VanVleet

1,439

6-0 | G | Rockford, Ill. (Auburn HS) | 2012-16

Year	GP-GS	Min	Avg	FG-FGA	%	3FG-3FGA	%	FTM-FTA	%	OR-DR	TR	RPG	PF	FO	A	TO	Blk	Stl	Pts	Avg
2012-13 (Fr)	39-0	630	16.2	59-153	.386	20-49	.408	29-40	.725	13-59	72	1.8	43	1	89	46	2	35	167	4.3
2013-14 (So)	36-36	1141	31.7	134-277	.484	38-91	.418	112-135	.830	26-113	139	3.9	68	0	193	48	4	69	418	11.6
2014-15 (Jr)	35-35	1104	31.5	151-351	.430	40-112	.357	133-167	.796	41-115	156	4.5	50	0	183	59	4	66	475	13.6
2015-16 (Sr)	31-31	900	29.0	119-305	.390	43-113	.381	98-120	.817	11-89	100	3.2	54	1	172	54	3	55	379	12.2
TOTAL	141-102	3775	26.8	463-1086	.426	141-365	.386	372-462	.805	91-376	467	3.3	215	2	637	207	13	225	1439	10.2

Wichita State's career leader in assists (637) and steals (225), Fred VanVleet helped lead the Shockers to three MVC titles, three Missouri Valley Conference regular season titles, and nine NCAA Tournament wins in four trips. He was a key reserve as a freshman on WSU's 2013 Final Four team and moved into the starting point guard role as a sophomore for a team that reeled off 35-straight wins to start the 2013-14 season and ranked as high as No. 2 nationally. VanVleet was an All-American selection as a sophomore and landed honorable mention status as a junior and a senior. In addition, he was a two-time finalist for national point guard of the year (Bob Cousy Award) and a three-time first team All-MVC pick and three-time MVC All-Defensive Team selection. Along the way, he tied a school and conference record by participating in 120 wins.



Jamie Thompson

1,359

6-3 | F | Wichita, Kan. (East HS) | 1964-67

Year	GP-GS	FG-FGA	%	FTM-FTA	%	TR	RPG	PF	FO	A	Pts	Avg
1963-64 (Fr)	<i>Played on WU Freshmen Team</i>											
1964-65 (So)	24-	112-224	.500	76-93	.817	125	5.2	47	0	45	300	12.5
1965-66 (Jr)	27-	229-446	.513	137-165	.830	225	8.3	67	1	91	595	22.0
1966-67 (Sr)	26-	170-373	.456	124-137	.905	168	6.5	48	1	85	464	17.8
TOTAL	77-	511-1043	.490	337-395	.853	518	6.7	162	2	221	1359	17.6

Named first team all-Missouri Valley Conference in 1965-66 and 1966-67 and Wichita Eagle-Beacon Most Valuable Player during the 66-67 season...Also named first team Academic All-America by GTE/CoSIDA in 1966-67...Was also Union National Bank Most Inspirational Player during 1965-66 and 66-67...Ranks tenth all-time in points scored with 1,359 and is sixth-best in scoring average at 17.6 points per game...Also ranks first all-time in career free throw accuracy at .853 percent...Was key member of 1964-65 Final Four squad averaging 12.5 points per game...Led team in scoring each of his last two seasons averaging 22 points and 17.8 points per game...Was a member of the 1981 Shocker Sports Hall of Fame class.




J.T. Durley

1,327

6-8 | F | Pittsburg, Texas (Pittsburg HS) | 2007-11

Year	GP-GS	Min	Avg	FG-FGA	%	3FG-3FGA	%	FTM-FTA	%	OR-DR	TR	RPG	PF	FO	A	TO	Blk	Stl	Pts	Avg
2007-08 (R-Fr)	31-0	464	15.0	85-183	.464	16-59	.271	31-49	.633	43-71	114	3.7	65	2	11	50	16	3	217	7.0
2008-09 (So)	34-22	799	23.5	116-231	.502	2-26	.077	67-99	.677	44-106	150	4.4	97	1	30	61	33	13	301	8.9
2009-10 (Jr)	35-35	879	25.1	134-277	.484	25-68	.368	100-127	.787	53-117	170	4.9	100	0	34	72	22	20	393	11.2
2010-11 (Sr)	37-33	930	25.1	158-329	.480	23-78	.295	77-97	.794	47-136	183	4.9	80	1	52	48	20	17	416	11.2
TOTAL	137-90	3072	22.4	493-1020	.483	66-231	.286	275-372	.739	187-430	617	4.5	342	4	127	231	91	53	1327	9.7

J.T. Durley played in a WSU career-record 137 games in his career, helping lead the Shockers to the 2011 NIT Championship with a school-record 29 wins...Named all-Valley First Team as a senior...Also named to the 2008 Valley All-Freshman team...Was the 39th Shocker to reach 1,000 career points, and finished his career at No. 14 on the scoring list...Was named the Wichita Eagle Most Valuable Player as a senior...His 66 treys ranked 21st on the WSU career chart, while his 91 career blocked shots ranked seventh.



Ron Harris

1,322

6-6 | F | Pittsburgh, Pa. (Fifth Avenue HS) | 1969-72

Year	GP	FG-FGA	%	FTM-FTA	%	TR	RPG	PF	FO	A	TO	Blk	Stl	Pts	Avg
1968-69 (Fr)	<i>Played on WSU Freshmen Team</i>														
1969-70 (So)	26	154-314	.490	51-74	.689	177	6.8	55	1	24				359	13.8
1970-71 (Jr)	26	202-512	.395	82-119	.689	238	9.2	63	5	43	73	6	16	486	18.7
1971-72 (Sr)	26	189-400	.473	99-141	.702	209	8.0	77	4	102				477	18.3
TOTAL	78	545-1226	.445	232-334	.695	624	8.0	195	10	169				1322	16.9

Known as a prolific scorer and very quick player, Ron Harris was named Wichita Eagle Most Valuable Player for the 1971-72 season...Same season was named Shafer Dart Most Inspirational Player...Ranks 11th all-time at Wichita State in points scored with 1,322 points...Ranks ninth all-time in career scoring average at 16.9 points and field goals made with 545...Led team in scoring average in 1970-71 at 18.7 and 1971-72 at 18.3...Drafted by the New York Nets in 1972 and played for the Milwaukee Bucks the same year.



Paul Miller

1,317

6-10 | C | Jefferson City, Mo. (Blair Oaks HS) | 2001-06

Year	GP-GS	Min	Avg	FG-FGA	%	3FG-3FGA	%	FTM-FTA	%	OR-DR	TR	RPG	PF	FO	A	TO	Blk	Stl	Pts	Avg
2001-02 (Fr)	3-0	53	17.7	4-12	.333	0-1	.000	4-4	1.000	3-3	6	2.0	4	0	0	2	1	0	12	4.0
2002-03 (R-Fr)	30-23	607	20.2	85-176	.483	0-0	---	53-72	.736	36-104	140	4.7	73	1	20	45	14	13	223	7.4
2003-04 (So)	32-31	711	22.2	106-226	.469	0-1	.000	64-92	.696	52-127	179	5.6	82	2	22	46	17	11	276	8.6
2004-05 (Jr)	32-31	743	23.2	130-245	.531	0-1	.000	88-115	.765	53-114	167	5.2	63	3	20	55	16	9	348	10.9
2005-06 (Sr)	35-34	979	28.0	174-340	.512	0-2	.000	110-149	.738	74-158	232	6.6	85	1	42	63	15	15	458	13.1
TOTAL	132-119	3093	23.4	499-999	.500	0-5	.000	319-432	.738	218-506	724	5.5	307	7	104	211	63	48	1317	10.0

Paul Miller played in 132 games as a Shocker, more any Shocker in history, and helped bring Wichita State a record three-straight 20-win seasons and four-post-season appearances culminating in a NCAA Sweet 16 appearance in 2006...A member of the 1,000-point club, he completed his career in 15th all-time scoring at WSU with 1,317 points... Miller was named Honorable Mention All-America by the Associated Press as a senior, and shot 51.2 percent from the field and averaged 13.1 points a game as the Missouri Valley Conference's Player-of-the-Year. He was also USBWA All-District VI, first team all-Valley, as well as first-team all-Valley Scholar-Athlete...Other honors in his career included 2004-05 All-Valley Honorable Mention, 2004-05 WSU Most Improved Player, 2004 NIT All-Stars (Summer-China), 2002-03 WSU Most Improved Player and 2002-03 All-Valley Freshman Team.



1,000-POINT CLUB




P.J. Cousinard

1,303

6-4 | G/F | Houston, Texas (Yates HS) | 2004-08

Year	GP-GS	Min	Avg	FG-FGA	%	3FG-3FGA	%	FTM-FTA	%	OR-DR	TR	RPG	PF	FO	A	TO	Blk	Stl	Pts	Avg
2004-05 (R-Fr)	32-4	715	22.3	68-131	.519	19-51	.373	42-58	.724	38-96	134	4.2	94	4	70	39	14	30	197	6.2
2005-06 (So)	34-31	1008	29.6	117-262	.447	27-77	.351	86-118	.729	89-123	212	6.2	95	2	102	84	21	33	347	10.2
2006-07 (Jr)	29-25	860	29.7	121-243	.498	22-63	.349	79-116	.681	50-117	167	5.8	72	3	93	63	39	37	343	11.8
2007-08 (Sr)	31-31	1000	32.3	140-333	.420	46-137	.336	90-144	.625	56-116	172	5.5	106	6	67	64	24	48	416	13.4
TOTAL	126-91	3583	28.4	446-969	.460	114-328	.348	297-436	.681	233-452	685	5.4	367	15	332	250	98	148	1303	10.3

PJ Cousinard played in 126 games as a Shocker, second-most of any Shocker in history, and helped bring Wichita State two post-season appearances, including a NCAA Sweet 16 appearance in 2006...A member of the 1,000-point club, he completed his career 16th all-time scoring at WSU with 1,303 points... Cousinard completed his career as the only Shocker with 1,300 points, 600 rebounds, 300 assists, 98 blocks and 140 steals...He was named all-Valley Honorable Mention twice and to the all-Valley Defensive team three times...His 148 career steals ranked in a tie for second at the end of his career.



Warren Armstrong (Jabali)

1,301

6-2 | F/G | Kansas City, Mo. (Central HS) | 1965-68

Year	GP	FG-FGA	%	FTM-FTA	%	TR	RPG	PF	FO	A	Pts	Avg
1964-65 (Fr)	<i>Played on WSU Freshmen Team</i>											
1965-66 (So)	27	172-375	.459	101-153	.660	323	12.0	102	10	124	445	16.5
1966-67 (Jr)	25	136-267	.509	100-135	.741	215	8.6	91	8	111	372	14.9
1967-68 (Sr)	26	190-450	.422	104-144	.722	301	11.6	89	6	194	484	18.6
TOTAL	78	498-1092	.456	305-432	.706	839	10.8	282	24	429	1301	16.7

Known at WSU as Warren Armstrong... 3x first team All-Missouri Valley pick... One of the most well-rounded performers in program history -- averaged 16.7 ppg and still ranks among WSU's all-time top-10 in both rebounds (839) and assists (429)... Averaged 7.5 assists as a senior and 5.5 for his career; both marks remain school records... Averaged 17.1 points and 5.3 assists in seven professional seasons... Named ABA Rookie of the Year in 1969 when he led the Oakland Oaks to the league title... MVP of the 1973 ABA All-Star Game... 1985 Pizza Hut Shocker Sports HOF Inductee.



Joe Stevens

1,295

5-11 | G | Wichita, Kan. (North HS) | 1955-58

Year	GP	FG-FGA	%	FTM-FTA	%	TR	RPG	PF	Pts	Avg
1954-55 (Fr)	<i>Played on WU Freshmen Team</i>									
1955-56 (So)	26	146-401	.364	143-185	.773	104	4.0	72	435	16.7
1956-57 (Jr)	26	165-418	.395	140-167	.838	126	4.8	67	470	18.1
1957-58 (Sr)	26	156-394	.396	78-95	.821	77	3.0	57	390	15.0
TOTAL	78	467-1213	.385	361-447	.808	307	3.9	196	1295	16.6

Regarded as one of those players who should have the ball down the stretch...Was an exceptional ball-handler and was seemingly automatic from the foul line...Stevens was named first team all-Missouri Valley Conference in 1957 and second team all-MVC in 1956 and 1958...Is 13th all-time in points scored with 1,295, 11th in career scoring average at 16.6 and sixth-best in career free throw percentage at .808 percent.



Gus Santos

1,278

6-7 | F | New York, N.Y. (Oak Hill Academy) | 1983-87

Year	GP-GS	Min	Avg	FG-FGA	%	3FG-3FGA	%	FTM-FTA	%	OR-DR	TR	RPG	PF	FO	A	TO	Blk	Stl	Pts	Avg
1983-84 (Fr)	29-22	872	30.1	105-215	.488	-	---	71-108	.657	-	136	4.7	93	4	52	56	17	13	281	9.7
1984-85 (So)	21-19	637	30.3	74-172	.430	-	---	62-91	.681	-	120	5.7	60	1	41	43	6	13	210	10.0
1985-86 (Jr)	28-27	956	34.1	164-319	.514	-	---	92-154	.597	-	158	5.6	86	5	40	68	13	26	420	15.0
1986-87 (Sr)	33-19	897	27.2	132-270	.489	5-11	.455	98-168	.583	52-120	172	5.2	89	0	40	53	27	20	367	11.1
TOTAL	111-87	3362	30.3	475-976	.487	5-11	.455	323-521	.620	586	5.3	328	10	173	220	63	72	1278	11.5	

Was able to step right in as a freshman, using his size and strong inside game to become runner-up for MVC Newcomer-of-the-Year in 1983-84...Named honorable mention all-Missouri Valley Conference and Wichita Eagle Most Valuable Player in 1985-86...Ranks 14th all-time in career points scored with 1,278 and is eighth all-time in career blocks with 64...For his career averaged 11.5 points.



Paul Guffrovich

1,247

6-3 | G | Nanticoke, Pa. (Nanticoke HS) | 1987-91

Year	GP-GS	Min	Avg	FG-FGA	%	3FG-3FGA	%	FTM-FTA	%	OR-DR	TR	RPG	PF	FO	A	TO	Blk	Stl	Pts	Avg
1987-88 (Fr)	30-3	613	20.4	59-142	.415	36-81	.444	23-27	.852	9-29	38	1.3	48	1	68	25	0	13	177	5.9
1988-89 (So)	30-30	946	31.5	82-175	.469	47-107	.439	57-70	.814	6-52	58	1.9	58	1	136	61	1	26	268	8.9
1989-90 (Jr)	29-29	992	34.2	112-263	.426	28-65	.431	59-70	.843	6-46	52	1.8	62	2	102	66	3	32	311	10.7
1990-91 (Sr)	31-31	1139	36.7	202-429	.471	33-79	.418	54-64	.844	9-67	76	2.5	62	1	77	59	2	43	491	15.8
TOTAL	120-93	3690	30.8	455-1009	.451	144-332	.434	193-231	.835	30-194	224	1.9	230	5	383	211	6	114	1247	10.4

Paul Guffrovich was regarded a workhorse...He never missed a game in his four-year career (120 games)...Named Wichita Eagle Most Valuable Player in 1990-91...A student-athlete in every sense, Guffrovich was named GTE/CoSida Academic all-District VII team in 1989, 1990 and 1991, second team all-Missouri Valley Conference in 1990-91 and all-MVC academic each of his four years...Ranks 15th all-time in points scored with 1,247...Is first all-time in career three point field goals made with 144...Is second all-time in career free throw percentage at 83.5 percent, fourth all-time in career steals with 114, fifth all-time in three-point percentage at 43.4 percent and sixth all-time in assists



1,000-POINT CLUB




Steve Grayer

1,211

6-8 | F | Macon, Ga. (Southwest HS) | 1985-89

Year	GP-GS	Min	Avg	FG-FGA	%	3FG-3FGA	%	FTM-FTA	%	OR-DR	TR	RPG	PF	FO	A	TO	Blk	Stl	Pts	Avg
1985-86 (Fr)	27-16	489	18.1	59-149	.396	-	---	22-38	.579	0-100	100	3.7	27	0	38	47	8	7	140	5.2
1986-87 (So)	33-32	827	25.1	110-215	.512	0-1	.000	75-122	.615	72-75	147	4.5	40	0	54	67	3	19	295	8.9
1987-88 (Jr)	30-17	752	25.1	133-216	.616	1-1	1.000	98-154	.636	70-83	153	5.1	53	0	34	79	12	16	365	12.2
1988-89 (Fr)	30-24	782	26.1	157-283	.555	0-1	.000	107-175	.611	103-46	149	5.0	54	0	29	63	12	16	421	14.0
TOTAL	120-89	2850	23.8	459-863	.532	1-3	.333	302-489	.618	245-304	549	4.6	174	0	155	256	35	58	1221	10.2

Grayer was a versatile player who consistently performed well regardless of where he was put in the lineup...Was named first team all-Missouri Valley Conference and Wichita Eagle Most Valuable Player in 1988-89...Was honorable mention all-MVC in 1987-88...Was first team all-MVC Academic in 1988-89...Ranks 16th all-time in points scored with 1,221...Tied for first in career games played with 120...Ranks fifth all-time in career field goal percentage at 53.2 percent and holds record for highest field goal percentage during a season at 61.6 percent (1987-88)...Hit 14-for-14 free throws against Southern Illinois in 1988.




Robert Elmore

1,186

6-10 | C | Jamaica, N.Y. (John Adams HS) | 1973-77

Year	GP-GS	Min	Avg	FG-FGA	%	FTM-FTA	%	TR	RPG	PF	FO	A	TO	Blk	Pts	Avg
1973-74 (So)	2-	32	16.0	8-16	.500	1-2	.500	14	7.0	3	0	0	2	7	17	8.5
1974-75 (R-So)	26-	819	31.5	183-340	.538	85-127	.669	302	11.6	65	1	7	56	451	17.3	
1975-76 (Jr)	28-27			134-284	.472	65-124	.524	282	10.1	72	0	10		333	11.9	
1976-77 (Sr)	28-	1002	35.8	157-304	.516	71-103	.689	441	15.8	81	3	17	48	69	385	13.8
TOTAL	84-			482-944	.511	222-356	.624	1039	12.4	221	4	34	132	1186	14.1	

Thrived in college despite only playing one year of high school basketball...Was extremely effective at running the floor and outlasting opposing players...Elmore was named first team all-Missouri Valley Conference each of his last three seasons (1975-77), Wichita Eagle Most Valuable Player in 1976-77 and MVC Newcomer-of-the-Year in 1974-75...Ranks 17th all-time in career points scored with 1,186...Elmore is second all-time in career rebounds with 1,039, rebounding average at 12.4 and blocked shots with 132...Is tenth all-time in career field goal accuracy at 51.1 percent...Had 21 points and 25 rebounds against New Mexico State during the 1976-77 season.



Cal Bruton

1,184

5-9 | G | New York, N.Y. (Springfield Gardens HS) | 1972-76

Year	GP-GS	Min	Avg	FG-FGA	%	FTM-FTA	%	TR	RPG	PF	FO	A	TO	Blk	Stl	Pts	Avg
1972-73	26-			82-189	.434	50-65	.769	58	2.2	55	2	69			214	8.2	
1973-74	25-	854	34.2	132-310	.426	29-42	.690	80	3.2	66	3	72	83		293	11.7	
1974-75	23-	813	35.3	132-318	.415	51-65	.785	53	2.3	58	4	121		44	315	13.7	
1975-76	28-28			141-328	.430	80-106	.755	74	2.6	81	2	142		28	362	12.9	
TOTAL	102-			487-1145	.425	210-278	.755	265	2.6	260	11	404	72	1184	11.6		

New York City native nicknamed "Super Cal" utilized his ball-handling ability and quickness to become one of the all-time best Shocker guards... Averaged 11.6 points and ranks among the school's career assist leaders with 404... Honorable mention All-Missouri Valley Conference in 1973 and second-team All-MVC in 1976... Scored 29 points in a 75-69 win at Drake that clinched the 1976 MVC title and sent the Shockers to their first NCAA Tournament since 1965... After leaving Wichita State, played professionally in Australia and is a member of the country's National Basketball League Hall of Fame, winning NBL titles as a player (1985, Brisbane) and coach (1990, Perth).




Shaquille Morris

1,172

6-8 | C | Edmond, Okla. (Memorial HS) | 2014-18

Year	GP-GS	Min	Avg	FG-FGA	%	3FG-3FGA	%	FTM-FTA	%	OR-DR	TR	RPG	PF	FO	A	TO	Blk	Stl	Pts	Avg
2014-15 (R-Fr)	33-1	420	12.7	61-112	.545	0-1	.000	34-53	.642	26-60	86	2.6	92	0	11	30	26	9	156	4.7
2015-16 (So)	34-29	530	15.6	94-166	.566	0-0	---	42-64	.656	42-79	121	3.6	95	1	13	25	35	11	230	6.8
2016-17 (Jr)	34-23	611	18.0	125-239	.523	4-14	.286	71-90	.789	41-131	172	5.1	80	1	36	40	35	12	325	9.6
2017-18 (Sr)	33-29	783	23.7	176-318	.553	18-46	.391	91-125	.728	55-130	185	5.6	80	3	44	48	51	18	461	14.0
Total	134-82	2344	17.5	456-835	.546	22-61	.361	238-332	.717	164-400	564	4.2	347	5	104	143	147	50	1172	8.7

A two-time all-conference selection who finished his career ranked second on WSU's career blocks chart (147) and fourth in field goal percentage (.546)... Finished with 1,172 career points and 564 career rebounds... Participated in 109 Shocker victories... Became just the fifth Shocker to finish with more than 1,000 points, 500 rebounds and 100 blocks, joining Robert Elmore, Antoine Carr, Xavier McDaniel and Garrett Stutz... Part of three conference regular season titlists... Helped lead WSU to a runner-up finish in its first season in the American Athletic Conference, earning first team all-conference status... Third Team All-MVC as a junior for a Shocker team that won 31 games... 97 career dunks... Fun-loving, class clown... Three-year starter who appeared in 134 games with 82 starts... Played in four NCAA Tournaments and took part in five wins, including a 2015 Sweet 16 and an upset of No. 2 Kansas... Redshirt on WSU's '13-14 team that started 35-0 and earned a No. 1 seed.



Kelly Pete

1,169


6-1 | G | Wichita, Kan. (East HS) | 1963-66

Year	GP-GS	Min	Avg	FG-FGA	%	3FG-3FGA	%	FTM-FTA	%	OR-DR	TR	RPG	PF	FO	A	TO	Blk	Stl	Pts	Avg
1962-63 (Fr)	<i>Played on WSU Freshmen Team</i>																			
1963-64 (So)	29			95-199	.477			64-94	.681		139	4.8	85						254	8.8
1964-65 (Jr)	30			194-396	.490			130-173	.751		211	7.0	81	4	106				518	17.3
1965-66 (Sr)	24			153-344	.445			91-122	.746		185	7.7	56	3	70				397	16.5
TOTAL	83			442-939	.471			285-389	.733		535	6.4	222						1169	14.1

Kelly Pete was first team all-Missouri Valley Conference and Wichita Eagle Most Valuable Player for the 1964-65 season...Pete was a key member of 1964-65 Final Four squad averaging 17.3 points and seven rebounds...Had 31 points against Southern Methodist during the Shocker run to the Final Four...Also member of 1963-64 Midwest Regional Runner-up team...During his three year career, WSU went 61-25 (.709)...Ranks 19th all-time in career points with 1,169.



1,000-POINT CLUB



Vince Smith

1,163

6-5 | G | St. Louis, Mo. (O'Fallon Tech) | 1970-73

Year	GP-GS	Min	Avg	FG-FGA	%	3FG-3FGA	%	FTM-FTA	%	OR-DR	TR	RPG	PF	FO	A	TO	Blk	Stl	Pts	Avg
1969-70 (Fr)	<i>Played on WSU Freshmen Team</i>																			
1970-71 (So)	25			146-310	.471			81-110	.736		109	4.4	64	2	30				373	14.9
1971-72 (Jr)	26			167-332	.503			65-90	.722		84	3.2	42	1	42				399	15.3
1972-73 (Sr)	26			165-362	.456			61-76	.803		126	4.8	61	1	45				391	15.0
TOTAL	77			478-1004	.476			207-276	.750		319	4.1	167	4	117				1163	15.1

Smith, a great swingman, combined good ball-handling skills with a fine shooting touch to become a Shocker great...Was named Wichita Eagle Most Valuable Player in 1972-73...Smith ranks 20th all-time in career points with 1,163 and averaged 15.1 points per game during his Shocker career...Led team in free percentage in 1970-71 (.736) and 1972-73 (.803).




John Cooper

1,153

6-6 | F | Kansas City, Mo. (Rockhurst) | 1987-91

Year	GP-GS	Min	Avg	FG-FGA	%	3FG-3FGA	%	FTM-FTA	%	OR-DR	TR	RPG	PF	FO	A	TO	Blk	Stl	Pts	Avg
1987-88 (Fr)	30-0	447	14.9	41-90	.456	13-31	.419	28-37	.757	29-40	69	2.3	41	0	31	35	2	11	123	4.1
1988-89 (So)	30-29	952	31.7	131-254	.516	32-81	.395	76-111	.685	55-77	132	4.4	62	0	89	56	1	35	370	12.3
1989-90 (Jr)	29-29	1059	36.5	171-371	.461	38-104	.365	114-139	.820	62-146	208	7.2	58	0	82	72	8	34	494	17.0
1990-91 (Sr)	8-8	297	37.1	55-120	.458	18-43	.419	38-43	.884	22-32	54	6.8	17	1	20	27	0	11	166	20.8
TOTAL	97-66	2755	28.4	398-835	.477	101-259	.390	256-330	.776	168-295	463	4.8	178	1	222	190	11	91	1153	11.9

Regarded as one of the finest shooters and most unselfish players to ever put on a Shocker uniform, Cooper was second team all-Missouri Valley Conference and MVC all-defensive team in 1989-90...Also was named Wichita Eagle Most Valuable Player and Shafer Dart Most Inspirational Player in 1989-90...Was all-MVC Academic in 1987-88, 1989-90, 1990-91...The well-rounded Cooper ranks 21st all-time in career points with 1,153, fourth all-time in three point goals with 101 and ninth in three point field goal percentage at .390 and tenth all-time in steals with 91.



Al Tate

1,139

6-4 | G | Coffeyville, Kan. (Coffeyville HS) | 1957-60

Year	GP	FG-FGA	%	FTM-FTA	%	OR-DR	TR	RPG	PF	Pts	Avg
1956-57 (Fr)	<i>Played on WU Freshmen Team</i>										
1957-58 (So)	26	100-243	.412	70-109	.642	0-238	238	9.2	46	270	10.4
1958-59 (Jr)	26	158-332	.476	114-161	.708	0-277	277	10.7	49	430	16.5
1959-60 (Sr)	26	159-373	.426	121-175	.691	0-259	259	10.0	51	439	16.9
TOTAL	78	417-948	.440	305-445	.685	0-774	774	9.9	146	1139	14.6

Named Wichita Eagle Most Valuable Player and second team all-Missouri Valley Conference in 1958-59...Ranks 22nd all-time in points scored with 1,139, tenth all-time in rebounds with 774 and eighth all-time in rebounding average with a 9.9 rebounds per game average...Led the team in scoring in 1958-59 (16.5) and 1959-60 (16.9) and rebounding in 1957-58 (9.2) and 1959-60 (10.7).



Cleanthony Early

1,135

6-8 | F | Middletown, N.Y. (Sullivan County) | 2012-14

Year	GP-GS	Min	Avg	FG-FGA	%	3FG-3FGA	%	FTM-FTA	%	OR-DR	TR	RPG	PF	FO	A	TO	Blk	Stl	Pts	Avg
2010-11 (Fr)	<i>at Sullivan County JC</i>																			
2011-12 (So)	<i>at Sullivan County JC</i>																			
2012-13 (Jr)	39-22	979	25.1	184-404	.455	47-148	.318	129-163	.791	89-123	212	5.4	100	3	23	61	35	29	544	13.9
2013-14 (Sr)	36-36	987	27.4	187-385	.486	66-176	.375	151-179	.844	48-165	213	5.9	83	0	27	70	28	29	591	16.4
TOTAL	75-58	1966	26.2	371-789	.470	113-324	.349	280-342	.819	137-288	425	5.7	183	3	50	131	63	58	1135	15.1

Early's stay at Wichita State was short, but the junior college transfer left his mark. As a senior, he became WSU's first consensus All-American in nearly three decades and led the Shockers to a historic 35-0 start. He was also a two-time first team all-conference selection. Early averaged 16.4 points in 2013-14 and was selected by the New York Knicks early in the second round of the NBA Draft. As a junior, Early was a key player on the Shockers' Final Four team. The 6-foot-8 forward was a matchup nightmare for opposing coaches with a combo of height, athleticism and shooting touch that allowed him to score from anywhere on the court.



Kyle Wilson

1,133


6-8 | F | Plano, Texas (Dallas Jesuit/Univ. of Illinois) | 2004-07

Year	GP-GS	Min	Avg	FG-FGA	%	3FG-3FGA	%	FTM-FTA	%	OR-DR	TR	RPG	PF	FO	A	TO	Blk	Stl	Pts	Avg
2002-03 (Fr)	<i>at Illinois</i>																			
2004-05 (So)	32-1	637	19.9	98-212	.462	27-79	.342	89-104	.856	43-85	128	4.0	84	1	28	43	7	15	312	9.8
2005-06 (Jr)	35-34	974	27.8	128-280	.457	42-98	.429	99-121	.818	53-150	203	5.8	74	1	54	62	6	19	397	11.3
2006-07 (Sr)	31-30	883	28.5	142-317	.448	39-107	.364	101-119	.849	54-107	161	5.2	92	2	53	59	13	18	424	13.7
TOTAL	98-65	2494	25.4	368-809	.455	108-284	.380	289-344	.840	150-342	492	5.0	250	4	135	164	26	52	1133	11.6

Kyle Wilson played in 97 games in his three seasons as a Shocker after playing as a freshman at the University of Illinois...He finished his career ranked 28th in all-time scorers at WSU...As a senior he was named honorable mention All-Valley and was a team captain...Finished his career in 10th on the WSU career chart with 108 three-pointers...His 84 percent at the line ranked third on the career list...As a sophomore, he was named to the Valley All-Bench and all-newcomer teams, and as a junior, he was named all-Valley honorable mention...He scored a career-high 25 points in WSU's win against Creighton...



1,000-POINT CLUB



Terrell Benton

1,129

6-5 | G | Derby, Kan. (Derby HS) | 1998-2002

Year	GP-GS	Min	Avg	FG-FGA	%	3FG-3FGA	%	FTM-FTA	%	OR-DR	TR	RPG	PF	FO	A	TO	Blk	Stl	Pts	Avg
1998-99 (Fr)	29-2	336	11.6	38-110	.345	22-71	.310	21-29	.724	16-19	35	1.2	30	1	29	18	0	11	119	4.1
1999-00 (So)	28-2	695	24.8	102-249	.410	53-144	.368	78-94	.830	23-40	63	2.3	52	1	30	46	1	24	335	12.0
2000-01 (Jr)	28-25	868	31.0	114-295	.386	66-185	.357	65-84	.774	19-65	84	3.0	56	0	52	52	5	24	359	12.8
2001-02 (Sr)	30-10	735	24.5	95-207	.459	56-136	.412	70-88	.795	24-69	93	3.1	49	1	51	62	3	19	316	10.5
TOTAL	115-39	2634	22.9	349-861	.405	197-536	.368	234-295	.793	82-193	275	2.4	187	3	162	178	9	78	1129	9.8

A local product, Terrell Benton was named to the all-Valley honorable mention team as a senior after becoming the 33rd Shocker in history to reach the 1,000-point career mark...At the completion of his career, was the WSU career leader in three-pointers made, while he also held two of the top six season spots, including second with 66 as a junior...A team captain as a senior, he scored a career-high 32 points against Texas-Arlington, while he led the team in scoring as a junior with 12.8 ppg...Also held the second-longest streak of three's made in a game.




Bob Hodgson

1,122

6-6 | C | Scammon, Kan. (Weir HS) | 1953-56

Year	GP	FG-FGA	%	FTM-FTA	%	TR	RPG	PF	Pts	Avg
1952-53 (Fr)	<i>Played on WU Freshmen Team</i>									
1953-54 (So)	30	97-231	.420	95-129	.736	178	5.9	74	289	9.6
1954-55 (Jr)	26	132-318	.415	115-151	.762	171	6.6	83	379	14.6
1955-56 (Sr)	26	161-426	.378	132-186	.710	299	11.5	83	454	17.5
TOTAL	82	390-975	.400	342-466	.734	648	7.9	240	1122	13.7

Regarded as a ballplayer with a deadly hook shot using either his left or right hand, Bob Hodgson ranks 23rd all-time in points scored with 1,122...Hodgson grabbed second team all-Missouri Valley Conference in 1954-55...Was known as Wichita State's "all-everything" candidate as a senior...That year he averaged a double-double, leading the team in scoring (17.5) and rebounding (11.5)...Averaged 9.6 points per game on Wichita State's 27-4 first-time ever NIT squad.




Lanny Van Eman

1,119

5-11 | G | McKeesport, Pa. (McKeesport HS) | 1958-62

Year	GP	FG-FGA	%	FTM-FTA	%	TR	RPG	PF	Pts	Avg
1958-59 (Fr)	10	35-88	.398	28-38	.737	30	3.0	28	98	9.8
1959-60 (So)	26	135-297	.455	81-95	.853	67	2.6	62	351	13.5
1960-61 (Jr)	26	137-307	.446	91-112	.813	82	3.2	64	365	14.0
1961-62 (Sr)	18	122-268	.455	61-71	.859	71	3.9	43	305	16.9
TOTAL	80	429-960	.447	261-316	.826	250	3.1	197	1119	14.0

As a Shocker, Lanny Van Eman was known for his ability to hit the big shot at the right time...In 1961, against Cincinnati Van Eman hit the game-winner in a 52-51 Shocker victory that ended Cincinnati's 27-game winning streak...Van Eman was named first team all-Missouri Valley Conference in 1960-61 and Wichita Eagle Most Valuable Player in back-to-back seasons (1960-61 and 1961-62)...Ranks 24th all-time in points scored with 1,119, third all-time in career free throw percentage at 82.6 percent...Had the fourth and seventh-best free throw percentage for a season in 1961-62 (.859) and 1959-60 (.853), respectively...During the 1960-61 season he shot 11-for-11 from the field against Nebraska...Was a member of the 1989 Shocker Sports Hall of Fame class.




Garrett Stutz

1,106

7-0 | C | Kansas City, Mo. (North Kansas City HS) | 2008-12

Year	GP-GS	Min	Avg	FG-FGA	%	3FG-3FGA	%	FTM-FTA	%	OR-DR	TR	RPG	PF	FO	A	TO	Blk	Stl	Pts	Avg
2008-09 (Fr)	34-12	424	12.5	57-121	.471	5-14	.357	24-35	.686	30-57	87	2.6	65	1	7	36	21	5	143	4.2
2009-10 (So)	35-5	579	16.5	99-205	.483	6-26	.231	70-92	.761	64-89	153	4.4	94	2	20	43	19	9	274	7.8
2010-11 (Jr)	37-5	543	14.7	96-179	.536	8-26	.308	65-92	.707	41-88	129	3.5	76	1	36	37	28	10	265	7.2
2011-12 (Sr)	32-32	786	24.6	161-297	.542	10-33	.303	92-112	.821	61-194	255	8.0	82	1	35	67	33	12	424	13.3
TOTAL	138-54	2332	16.9	413-802	.515	29-99	.293	251-331	.758	196-428	624	4.5	317	5	98	183	101	36	1106	8.0

Seven-footer whose growth as a player mirrored the program's overall rise under Gregg Marshall... After three seasons as a reserve, earned First Team All-MVC honors as a senior and helped lead WSU to an MVC title and a No. 5 seed in the NCAA Tournament... Twice named to the MVC's All-Bench Team (2010 and 2011), but nearly doubled his production in his lone season as a starter, averaging 13.3 points and 8.0 rebounds... Was even better in league play, at 16.6 points and 9.1 boards... Helped the Shockers to 29 wins and an NIT Championship as a junior with a 24-points, 11-rebound performance against Washington State in the semifinal round... A member of Marshall's first recruiting class, along with Toure' Murry and Clevin Hannah, who notably chose the Shockers over offers from Kentucky and a handful of others...



Ernie Moore

1,055

5-10 | G | Kansas City, Kan. (Sumner HS) | 1960-64

Year	GP	FG-FGA	%	FTM-FTA	%	TR	RPG	PF	Pts	Avg
1960-61 (So)	18	86-171	.503	38-63	.603	34	1.9	32	210	11.7
1961-62 (So-Jr)	27	164-385	.426	79-106	.745	93	3.4	72	407	15.1
1962-63 (Jr-Sr)	27	116-272	.426	67-78	.859	89	3.3	71	299	11.1
1963-64 (Sr)	8	49-101	.485	41-52	.788	32	4.0	19	139	17.4
TOTAL	80	415-929	.447	225-299	.753	248	3.1	194	1055	13.2

Equally feared for his offensive and defensive prowess, Ernie Moore relied on his quickness and strength to become one of the greatest Shocker hoop stars ever... Moore averaged in double figures every season on his way to becoming the 25th most prolific scorer in Shocker history with 1,055 points...Led the 1961-62 team in scoring with a 15.1 average, the 1960-61 team in field goal accuracy (.503) and 1962-63 team in free throw percentage (.859 percent)...During his career the Shockers went 78-31 (.716)...Was a key member of WSU's first Missouri Valley Conference Championship team in 1963-64, averaging 17.4 points...Was a member of the 1997 Shocker Sports Hall of Fame class.



1,000-POINT CLUB



Tyson Etienne

1,053

6-2 | G | Englewood, N.J. (Putnam Science Academy) | 2019-22

Year	GP-GS	Min	Avg	FG-FGA	%	3FG-3FGA	%	FTM-FTA	%	OR-DR	TR	RPG	PF	FO	A	TO	Blk	Stl	Pts	Avg
2019-20 (Fr)	31-17	765	24.7	85-226	.376	62-160	.388	60-75	.800	12-53	65	2.1	60	0	43	26	3	36	292	9.4
2020-21 (So)	22-22	744	33.8	105-283	.371	65-166	.392	84-111	.757	13-61	74	3.4	34	0	55	26	2	21	359	16.3
2021-22 (C-So.)	27-26	930	34.4	133-370	.359	73-224	.326	63-82	.768	12-66	78	2.9	61	2	55	54	1	31	402	14.9
TOTAL	80-65	2439	30.5	323-879	.367	200-550	.364	207-268	.772	37-180	217	2.7	155	2	153	106	6	88	1053	13.2

2021 American Athletic Conference Co-Player of the Year led WSU to its first regular season title as a member of the league and an NCAA tournament appearance... 2x All-AAC selection, earning unanimous first team honors as a sophomore in 2021 and third team status in 2022... Averaged 13.2 points over three seasons, including 16.3 in 2020-21... Just the fourth Shocker to hit 200 career threes... WSU's single-season and career leader in threes-per-game, averaging 2.95 on 39.2% accuracy in 2020-21 and 2.40 overall.




Tekele Cotton

1,047

6-3 | G | Marietta, Ga. (Whitefield Academy) | 2011-15

Year	GP-GS	Min	Avg	FG-FGA	%	3FG-3FGA	%	FTM-FTA	%	OR-DR	TR	RPG	PF	FO	A	TO	Blk	Stl	Pts	Avg
2011-12 (Fr)	32-0	316	9.9	33-65	.508	8-23	.348	18-28	.643	15-33	48	1.5	39	0	23	23	2	19	92	2.9
2012-13 (So)	39-28	923	23.7	92-209	.440	24-66	.364	44-82	.537	57-96	153	3.9	81	1	67	44	6	40	252	6.5
2013-14 (Jr)	36-36	1085	30.1	128-283	.452	43-116	.371	72-104	.692	48-97	145	4.0	72	0	88	39	11	50	371	10.3
2014-15 (Sr)	34-34	1080	31.8	122-296	.412	33-114	.289	55-78	.705	24-110	134	3.9	53	0	98	45	11	47	332	9.8
TOTAL	141-98	3404	24.1	375-853	.440	108-319	.339	189-292	.647	144-336	480	3.4	245	1	276	151	30	156	1047	7.4

A defensive stopper, slam-dunk artist and 1,000-point scorer, Cotton helped lead WSU to the most productive four-year stretch in school history (122-21, .853), including three conference titles, four NCAA Tournaments, and one Final Four appearance. Cotton was a two-time MVC Defensive Player of the Year and three-time team defensive MVP. He was twice named to the Lefty Driessel Defensive All-America squad and was a two-time second team All-Valley pick. Following his senior season, Cotton - a frequent face on ESPN's SportsCenter Top 10 plays - was invited to compete at the Final Four in the Denny's Slam Dunk Contest. He came the first Shocker to ever appear in four NCAA Tournaments. A starter on the 2013 Final Four team, he was a major presence as a junior during WSU's historic 35-0 start to the 2013-14 campaign, and helped lead a Sweet 16 run a year later.




Jamie Arnold

1,046

6-8 | C/F | Oak Park, Mich. (Oak Park HS) | 1993-97

Year	GP-GS	Min	Avg	FG-FGA	%	3FG-3FGA	%	FTM-FTA	%	OR-DR	TR	RPG	PF	FO	A	TO	Blk	Stl	Pts	Avg
1993-94 (Fr)	27-22	821	30.4	120-245	.490	11-34	.324	64-91	.703	0-242	242	9.0	75	2	33	68	29	19	315	11.7
1994-95 (So)	23-18	659	28.7	118-230	.513	20-52	.385	33-47	.702	72-150	222	9.7	67	3	17	51	11	18	289	12.6
1995-96 (Jr)	15-5	229	15.3	37-88	.420	5-16	.313	32-43	.744	25-59	84	5.6	26	2	9	23	4	6	111	7.4
1996-97 (Sr)	22-17	609	27.7	120-226	.531	22-62	.355	69-100	.690	64-137	201	9.1	66	2	30	71	19	19	331	15.0
TOTAL	87-62	2318	26.6	395-789	.501	58-164	.354	198-281	.705	161-588	749	8.6	234	9	89	213	63	62	1046	12.0

A late bloomer that did not play basketball until his senior season in high school...As a sophomore claimed two Missouri Valley Conference statistical crowns, leading the MVC in rebounding (9.7/game) and field goal percentage (51.3 percent)...He became the first Shocker to lead the MVC in rebounding since Xavier McDaniel led the nation in boards per game in 1984-85...Was also the first Shocker to lead the MVC in field goal percentage since Neil Strom shot 59.0 percent in 1974-75...Was named that season by the media to the all-MVC honorable mention team...Named to the MVC all-Newcomer Team as a freshman after leading team in scoring, rebounding, blocked shots and FG pct...Had second-best freshman board average to Cliff Livingston with 9.0 rpg...Named The Wichita Eagle Most Valuable Player...Played in every game as a freshman, but missed 23 from sophomore to senior seasons due to injury and suspension...Was the 30th Shocker to reach 1,000 career points.



Bob Trogele

1,028

6-3 | G | Somers, N.Y. (Somers HS) | 1975-79

Year	GP-GS	Min	Avg	FG-FGA	%	FTM-FTA	%	TR	RPG	PF	FO	A	TO	Stl	Pts	Avg
1975-76 (Fr)	28-24			113-231	.489	48-74	.649	82	2.9	56	1	103	-		274	9.8
1976-77 (So)	28 -	930	33.2	84-220	.382	67-77	.870	74	2.6	53	1	123	68		235	8.4
1977-78 (Jr)	26 -	665	25.6	65-148	.439	39-52	.750	54	2.1	53	2	86	45		169	6.5
1978-79 (Sr)	28 -	764	27.3	146-328	.445	58-80	.725	127	4.5	89	5	108	80		350	12.5
TOTAL	110 -			408-927	.440	212-283	.749	337	3.1	251	9	420	193	100	1028	9.3

Regarded as a Shocker who could adapt to any position or assignment thrown at him...Ranks 26th all-time in career points with 1,028...Is second all-time in career assists with 420...Used his hard-nosed defensive ability to make 100 steals, good for seventh all-time...Has the third-highest free throw percentage for a season (1976-77) at .870...Led team in free throw accuracy in each of his final three seasons...Had 13 assists against DePaul during the 1977-78 campaign.



Ron Heller

1,022

6-6 | F | McKeesport, Pa. (McKeesport HS) | 1958-61

Year	GP	FG-FGA	%	FTM-FTA	%	TR	RPG	PF	Pts	Avg
1957-58 (Fr)	<i>Played on WU Freshmen Team</i>									
1958-59 (So)	26	85-201	.423	43-67	.642	209	8.0	45	213	8.2
1959-60 (Jr)	26	143-334	.428	71-104	.683	283	10.9	58	357	13.7
1960-61 (Sr)	26	182-398	.457	88-137	.642	269	10.3	56	452	17.4
TOTAL	78	410-933	.439	202-308	.656	761	9.8	159	1022	13.1

Known for his toughness, defensive ability and rebounding tenacity...Heller was associated with the Shocker basketball program for 20 years as a player, coach and broadcaster...Heller was named first team all-Missouri Valley Conference in 1960-61 and Wichita Eagle Most Valuable Player and second team all-MVC in 1959-60...Ranks 27th all-time in scoring with 1,022...Averaged 9.8 rebounds to rank ninth all-time in career rebounding average...Led the 1960-61 team in scoring with a 17.4 average and the 1959-60 team in rebounding at a 10.9 clip...Was an assistant basketball coach at WSU from 1964-76 under Gary Thompson and Harry Miller...Was a member of the 1989 Shocker Sports Hall of Fame class.



1,000-POINT CLUB




Ron Washington

1,013

6-5 | F | Chicago, Ill. (Parker HS) | 1965-69

Year	GP	FG-FGA	%	FTM-FTA	%	OR-DR	TR	RPG	PF	FO	A	TO	Blk	Stl	Pts	Avg
1965-66 (So)	4	0-0	-	2-3	.667	-	2	0.5	1	0					2	0.5
1966-67 (So-Jr)	23	64-159	.403	51-72	.708	0-98	98	4.3	61	6					179	7.8
1967-68 (Jr-Sr)	26	189-391	.483	125-150	.833	0-214	214	8.2	95	7					503	19.3
1968-69 (Sr)	16	126-293	.430	77-95	.811	0-165	165	10.3	52	4					329	20.6
TOTAL	69	379-843	.450	255-320	.797	0-479	479	6.9	210	17	143				1013	14.7

During his career, Ron Washington was known as a deadly outside shooter...Ranks 28th all-time in career scoring with 1,013 points...Is seventh all-time in free throw accuracy at 79.7 percent...Averaged 14.7 points for his career...Was adept at using his jumping ability to grab rebounds as evidenced by his 1968-69 double-double of 20.6 points per game and 10.3 rebounds...Had 29 points and 21 rebounds in a 95-87 overtime victory against Tulsa during the 1967-68 campaign...Led the 1967-68 team in scoring (19.3), field goal percentage (.483) and free throw percentage (.833).




Maurice Evans

1,007

6-5 | G/F | Wichita, Kan. (Collegiate HS) | 1997-99

Year	GP-GS	Min	Avg	FG-FGA	%	3FG-3FGA	%	FTM-FTA	%	OR-DR	TR	RPG	PF	FO	A	TO	Blk	Stl	Pts	Avg
1997-98 (Fr)	31-18	761	24.5	130-339	.383	49-149	.329	66-98	.673	45-96	141	4.5	88	3	27	56	9	30	375	12.1
1998-99 (So)	28-28	903	32.2	211-458	.461	69-164	.421	141-178	.792	43-87	130	4.6	81	3	57	90	22	23	632	22.6
<i>Transferred to Texas</i>																				
TOTAL	59-46	1664	28.2	341-797	.428	118-313	.377	207-276	.750	88-183	271	4.6	169	6	84	146	31	53	1007	17.1

Named to the all-Valley second team and the Academic all-Valley honorable mention in his sophomore season before transferring...Set WSU season records for three-pointers made and attempted...Led the country in scoring for a week and a half and finished in the top 10 nationally.



Terry Benton

1,003

6-8 | C/F | Wichita, Kan. (East HS) | 1969-72

Year	GP	FG-FGA	%	FTM-FTA	%	TR	RPG	PF	FO	A	Blk	Pts	Avg
1968-69 (Fr)	<i>Played on WSU Freshmen Team</i>												
1969-70 (So)	24	56-116	.483	47-90	.522	162	6.8	65	1	27	-	159	6.6
1970-71 (Jr)	26	161-326	.494	101-145	.697	437	16.8	94	7	54	55	423	16.3
1971-72 (Sr)	26	159-310	.513	103-163	.632	364	14.0	94	7	85	27	421	16.2
TOTAL	76	376-752	.500	251-398	.631	963	12.7	253	15	166	82	1003	13.2

Terry Benton was named first team all-Missouri Valley Conference in 1970-71 and 1971-72 and Wichita Eagle Most Valuable Player in 1970-71...Ranks 29th all-time in career points with 1,003...As a Shocker, Benton used his 6-8 frame to effectively grab rebound after rebound...His tireless effort led him to first place all-time in career rebounding average with 12.7 and second all-time in career rebounds with 1,039, as well as sixth in blocked shots with 82...Has the highest individual season rebounding average with a 16.8 average in 1970-71...Holds the top two spots on the individual game rebounds list with a 29 rebound performance against North Texas State and a 28 rebound performance versus Loyola-Chicago...Is a six time member of the 20 club, 20 rebound club...Had a triple double versus Tulsa in 1972 with 20 points, 22 rebounds, and 10 assists...Was drafted by the Detroit Pistons in 1972 and played for the Kentucky Colonels of the ABA in 1972.

1,000-POINT SCORERS IN CHRONOLOGICAL ORDER

Name	Date / Season	Class	Season #	Game #
1 Cleo Littleton ^	Feb. 23, 1953	So.	2nd	54
2 Bob Hodgson	Feb. 9, 1956	Sr.	3rd	76
3 Joe Stevens	Dec. 18, 1957	Sr.	3rd	58
4 Al Tate	Jan. 30, 1960	Sr.	3rd	69
5 Ron Heller	Mar. 2, 1961	Sr.	3rd	77
6 Lanny Van Eman	Jan. 6, 1962	Sr.	4th	75
7 Dave Stallworth	Dec. 21, 1953	Jr.	3rd	44
8 Ernie Moore	1963-64	Sr.	4th	
9 Kelly Pete	Feb. 12, 1966	Sr.	3rd	75
10 Jamie Thompson	1966-67	Sr.	3rd	
11 Warren Armstrong	Jan. 9, 1968	Sr.	3rd	62
12 Ron Washington	Jan. 18, 1969	Sr.	4th	68
13 Greg Carney	Dec. 6, 1969	Sr.	3rd	55
14 Ron Harris	Jan. 6, 1972	Sr.	3rd	60
15 Terry Benton	Mar. 6, 1972	Sr.	3rd	76
16 Vince Smith	Feb. 3, 1973	Sr.	3rd	69
17 Cal Bruton	Jan. 26, 1976	Sr.	4th	90
18 Robert Elmore**	Jan. 22, 1977	Sr.	4th	72
19 Cheese Johnson	Jan. 16, 1978	Jr.	3rd	68
20 Bob Trogele	Feb. 25, 1979	Sr.	4th	108
21 Cliff Levingston	Mar. 13, 1981	So.	2nd	59
22 Antoine Carr	Dec. 4, 1981	Jr.	3rd	64
23 Xavier McDaniel ^^	Jan. 30, 1984	Jr.	3rd	73
24 Aubrey Sherrod	Feb. 5, 1984	Jr.	3rd	75
25 Gus Santos	Dec. 26, 1986	Sr.	4th	87
26 Sasha Radunovich	Feb. 11, 1988	Jr.	3rd	82
27 Steve Gray	Jan. 16, 1989	Sr.	4th	105
28 John Cooper	Nov. 23, 1990	Sr.	4th	90
29 Paul Guffrovich	Jan. 19, 1991	Sr.	4th	106
30 Jamie Arnold	Jan. 30, 1997	Sr.	4th	82
31 Maurice Evans	Feb. 27, 1999	So.	2nd	59
32 Jason Perez	Jan. 9, 1999	Jr.	3rd	73
33 Terrell Benton	Jan. 10, 2002	Sr.	4th	101
34 Randy Burns	Jan. 17, 2004	Jr.	3rd	76
35 Jamar Howard	Jan. 28, 2004	Jr.	3rd	79

36 Paul Miller*	Dec. 20, 2005	R-Sr.	5th	108
37 Kyle Wilson	Jan. 24, 2007	Sr.	3rd	88
38 P.J. Cousnard	Dec. 22, 2007	Sr.	4th	106
39 J.T. Durlley	Dec. 10, 2010	Sr.	4th	108
40 Toure' Murry	Jan. 26, 2011	Jr.	3rd	90
41 Garrett Stutz	Feb. 4, 2012	Sr.	4th	129
42 Cleanthony Early	Feb. 19, 2014	Sr.	2nd	67
43 Ron Baker	Feb. 7, 2015	Jr.	3rd	78
44 Tekele Cotton	Mar. 6, 2015	Sr.	4th	137
45 Fred VanVleet	Mar. 20, 2015	Jr.	3rd	108
46 Shaquille Morris	Feb. 1, 2018	Sr.	4th	123
47 Markis McDuffie	Dec. 8, 2018	Sr.	4th	100
48 Tyson Etienne	Feb. 27, 2022	c-So.	3rd	80

^ = Littleton reached the 2,000-point mark on Feb. 12, 1955 during a 30-point performance at Houston. He was just the eighth major college player to hit that milestone and the first from west of the Mississippi River.

^^ = McDaniel reached 2,000 points on Feb. 23, 1985 (senior night)

c-So. = Tyson Etienne was in his third year but listed as a sophomore to reflect his extra year of eligibility due to COVID-19.

FASTEST TO 1,000-POINTS (# of Seasons)

Name	Date / Season
2nd Year	Cleo Littleton Feb. 23, 1953 So.
	Cliff Levingston Mar. 13, 1981 So.
	Maurice Evans Feb. 27, 1999 So.
	Cleanthony Early Feb. 19, 2014 Sr.

FASTEST TO 1,000-POINTS (# of Games)

44 Dave Stallworth	Dec. 21, 1963	Jr.	3rd	
55 Cleo Littleton	Feb. 23, 1953	So.	2nd	
	Greg Carney	Dec. 6, 1969	Sr.	3rd
58 Joe Stevens	Dec. 18, 1957	Sr.	3rd	
59 Cliff Levingston	Mar. 13, 1981	So.	2nd	
	Maurice Evans	Feb. 27, 1999	So.	2nd
60 Ron Harris	Jan. 6, 1972	Sr.	3rd	
62 Warren Armstrong	Jan. 9, 1968	Sr.	3rd	
64 Antoine Carr	Dec. 4, 1981	Jr.	3rd	
67 Cleanthony Early	Feb. 19, 2014	Sr.	2nd	
68 Ron Washington	Jan. 18, 1969	Sr.	4th	
	Cheese Johnson	Jan. 16, 1978	Jr.	3rd
69 Al Tate	Jan. 30, 1960	Sr.	3rd	
69 Vince Smith	Feb. 3, 1973	Sr.	3rd	
72 Robert Elmore	Jan. 22, 1977	Sr.	4th	
73 Xavier McDaniel	Jan. 30, 1984	Jr.	3rd	
	Jason Perez	Jan. 9, 1999	Jr.	3rd
75 Kelly Pete	Feb. 12, 1966	Sr.	3rd	
	Lanny Van Eman	Jan. 6, 1962	Sr.	4th
	Aubrey Sherrod	Feb. 5, 1984	Jr.	3rd
76 Bob Hodgson	Feb. 9, 1956	Sr.	3rd	
	Terry Benton	Mar. 6, 1972	Sr.	4th
	Randy Burns	Jan. 17, 2004	Jr.	3rd
77 Ron Heller	Mar. 2, 1961	Sr.	3rd	
	Tyson Etienne	Feb. 27, 2022	c-So.	3rd
78 Ron Baker	Feb. 7, 2015	Jr.	3rd	
79 Jamar Howard	Jan. 28, 2004	Jr.	3rd	
82 Sasha Radunovich	Feb. 11, 1988	Jr.	3rd	
	Jamie Arnold	Jan. 30, 1997	Sr.	4th
87 Gus Santos	Dec. 26, 1986	Sr.	4th	
88 Kyle Wilson	Jan. 24, 2007	Sr.	3rd	
90 Cal Bruton	Jan. 26, 1990	Sr.	4th	
	John Cooper	Nov. 23, 1990	Sr.	4th
	Toure' Murry	Jan. 26, 2011	Jr.	3rd

Missing Ernie Moore (1964) and Jamie Thompson (1967)

SHOCKER

FACILITY RECORDS

Charles Koch Arena.....	166-167
INTRUST Bank Arena	168-170



"The Roundhouse" CHARLES KOCH ARENA

Home of the Shockers and one of college athletics' most dedicated fan-bases, **Charles Koch Arena** celebrates its **21st** season in **2023-24**.

Originally constructed in **1955**, the arena was officially rededicated prior to the 2003-04 campaign as "Charles Koch Arena, Home of Devlin Court" following a massive renovation. Its rebirth coincided with a similar renaissance for Wichita State Athletics.

The Shocker men have reached the **20**-win mark **14** times since the renovation to go with **15** postseason trips. Over the past decade (2012-22), WSU is an incredible **133-18 (.881)** on Devlin Court, helped by a school-record **43**-game home winning streak that stretched from November, 2013 to February, 2016, more than doubling the previous mark set in the early 1980s.

Shocker fans don't just fill the stadium, they bring it to life with their passion and energy. Prior to the COVID-19 pandemic, attendance at the arena had topped the **10,000**-mark at **244**-consecutive regular season games, from December of 2004 to March of 2020.

That fervor was on full display in the 2017-18 regular season finale when CBS produced its first-ever broadcast from the Roundhouse -- a showdown between the 11th-ranked Shockers and 10th-ranked Cincinnati Bearcats for a share of the American Athletic Conference title.

In 2015 ESPN paid a visit with its nationally-televised College GameDay show that saw WSU defeat No. 10 UNI for the Missouri Valley Conference crown. While a blizzard raged outside the arena, Shocker fan raged inside, giving the nation a taste of one of college basketball's most engaging atmospheres.

That homecourt edge has spilled over into other sports. The Shocker women's basketball team ran the table at home in 2014-15 with a perfect **16-0** record, and volleyball annually ranks among the nation's attendance leaders. In 2017, the Shockers hosted NCAA Tournament matches for the first time and drew an arena record 7,258 fans for its second round matchup with Mizzou.

Shocker fans support runs year-round. Charles Koch Arena has hosted three TBT (The Basketball Tournament) regionals during the summer months and drawn some of the largest crowds in event history. A TBT record 7,184 tickets were sold for the 2019 debut of WSU's alumni squad, the AfterShocks.

Since its 2003 renovation, the arena has continued to evolve. In the summer of 2017, crews installed a new LED lighting system and gave the court a new paint job to reflect WSU's transition into the American Athletic Conference. In 2018, a new mural was added to the arena concourse.

The University's "Shock the World" campaign included big plans for athletics, with updates to offices and other space inside Charles Koch Arena. The centerpiece was a \$13 million academic and athletic performance center for student-athletes, which made its debut in the fall of 2020.

The arena has gone by a handful of different names since its birth in 1955, but its unofficial nickname "The Roundhouse" (due to its futuristic, circular design) has stuck throughout.

The University of Wichita Fieldhouse (WU Fieldhouse) gave way to WSU Fieldhouse in 1964. It was rededicated again on Jan. 17, 1969 in honor of the late Henry Levitt, a Wichita civic leader and noted friend and supporter of the university.

The arena, which is also home to WSU-ICAA offices, also now includes **Devlin Court**, the **Geist Student Services Building**, the **Downing Academic Learning Center**, the **Via Christi Sports Medicine Facility**, the **Aetna Multi-Purpose Center**, as well as the **Taylor Concourse**.

Upper level donors can enjoy the benefits of the Champions Club. The concourse areas also include an interactive history exhibit as well as a fully-stocked Shocker merchandise store.

The grouping of athletic department venues on the corner of 21st and Hillside, including Cessna Stadium, is now referred to as the **Henry Levitt Athletic Complex**, in honor of Mr. Levitt.

CHARLES KOCH ARENA FAST FACTS

Pronunciation	sounds like "coke"
Men's Basketball Capacity	10,506
First Game	Dec. 30, 1955 vs. Utah
First Game, Post Renovation (as Koch Arena)	Nov. 30, 2003 vs. No. Ariz.
Largest Single-Game Crowd	11,357 vs. Ohio State (12/29/1962)
Smallest Crowd (non-COVID)	2,477 vs. North Texas (2/1/1960)
Smallest Crowd	0 vs. Oral Roberts (12/2/2020) 0 vs. Missouri (12/6/2020)
Largest Season Average	10,806 (2014-15 & 2015-16)
Arena Scoring Record	50 -Oscar Robertson (Cincinnati) 3/1/1958

WICHITA STATE TEAM BESTS

Points	125	vs. Drake, 2/15/1979
Points, Half	70	vs. UTRGV, 12/19/1982
Points, Combined	229	vs. Utah St., 12/19/1982
Points, Opponent	120	vs. Drake, 12/20/1969
Field Goals	50	vs. UTRGV, 12/19/1981
Field Goal Attempts	100	vs. UT Arlington, 12/18/1978
Field Goal Percentage	(26-39) .667	vs. Austin Peay, 12/17/1978
3-Point Field Goals	15	3x, Last: South Dakota St., 12/22/2016
3-Point Attempts	39	vs. Kansas St., 12/10/1997
3-Point Percentage	(5-6) .833	vs. Oklahoma St., 12/8/1990
Free Throws	44	vs. Nevada, 12/22/2016
Free Throw Attempts	62	vs. Nevada, 12/22/2016
Free Throw Percentage	(26-27) .963	vs. Oklahoma Christian, 12/8/1970
Rebounds	76	vs. Oklahoma City, 2/17/1962
Rebound Margin	+37	vs. Oklahoma City, 2/17/1962
Assists	36	vs. Indiana St., 1/26/1981
Steals	23	vs. South Dakota, 12/14/1978
Blocked Shots	13	vs. So. Illinois, 1/9/2013

WICHITA STATE INDIVIDUAL BESTS

Points	47	Antoine Carr	vs. So. Illinois, 3/5/1983
Field Goals	21	Antoine Carr	vs. So. Illinois, 3/5/1983
Field Goal Attempts	36	Antoine Carr	vs. So. Illinois, 3/5/1983
Field Goal Pct. (Min. 10)		Antoine Carr	vs. Abilene Chrst. 11/28/1980
		Lanny Van Eman	vs. Nebraska, 12/4/1961
3-Point Field Goals	9	Jason Perez	vs. Missouri St., 2/2/2000
3-Point Attempts	16	Chad Elstun	vs. Tulsa (OT), 1/31/1993
3-Point Percentage (Min. 6)	6-6	Chad Elstun	vs. UNI, 2/11/1993
	6-6	Ryan Herra	vs. Bradley, 2/15/1996
Free Throws	18	Dave Stallworth	vs. Cincinnati, 2/16/1963
Free Throw Attempts	23	Dave Stallworth	vs. Cincinnati, 2/16/1963
Free Throw Pct.	14-14	Steve Grayer	vs. So. Illinois, 2/8/1988
Rebounds	29	Terry Benton	vs. N. Texas, 2/26/1971
Assists	16	Joe Griffin	vs. Oral Roberts, 1/6/1988
Steals	7	Cheese Johnson	vs. S. Dakota, 12/14/1978
	7	Tekele Cotton	vs. Drake, 2/22/2014
	7	Fred VanVleet	vs. NM State, 11/14/2014
Blocked Shots	12	Gene Wiley	vs. Santa Clara, 12/21/1961



CHARLES KOCH ARENA

HOME WON-LOSS RECORDS / ATTENDANCE

Season	CKA	Other	Overall	Total Att.	Avg. Att.	Rank
2022-23	8-8	0-1	8-9	121,982	7,175	67
2021-22	11-5	0-1	11-6	139,905	8,230	43
2020-21	10-2		10-2	19,398	1,617	na
2019-20	16-2	1-0	17-2	195,978	10,315	37
2018-19	10-4	1-0	11-4	152,919	10,195	41
2017-18	13-2	0-1	13-3	172,594	10,787	34
2016-17	16-0	0-1	16-1	182,558	10,738	34
2015-16	13-1	1-0	14-1	162,088	10,806	37
2014-15	14-0	1-0	15-0	162,088	10,806	36
2013-14	16-0	1-0	17-0	182,452	10,732	36
2012-13	14-2	1-0	15-2	175,298	10,312	39
2011-12	14-1	1-0	15-1	166,261	10,391	38
2010-11	13-4	1-0	14-4	187,711	10,428	40
2009-10	17-1		17-1	185,994	10,333	41
2008-09	14-4		14-4	181,709	10,095	42
2007-08	8-7		8-7	157,170	10,478	39
2006-07	11-4		11-4	157,170	10,478	40
2005-06	14-2		14-2	166,975	10,436	37
2004-05	13-3		13-3	165,206	10,325	39
2003-04	11-5		11-5	161,446	10,090	45
2002-03#	-	12-4	12-4	131,032	8,190	59
2001-02	11-3		11-3	117,585	8,339	53
2000-01	9-7		9-7	129,824	8,114	61
1999-00	10-6		10-6	118,280	7,393	69
1998-99	11-4		11-4	110,372	7,358	71
1997-98	10-5		10-5	115,371	7,691	61
1996-97	10-5		10-5	141,733	9,449	45
1995-96	6-9		6-9	82,915	5,528	n/a
1994-95	10-4		10-4	98,135	7,010	73
1993-94	9-4		9-4	77,328	5,948	n/a
1992-93	9-4		9-4	101,128	7,779	62
1991-92	7-8		7-8	101,328	6,755	80
1990-91	9-5		9-5	112,115	8,011	66
1989-90	6-7		6-7	102,440	7,880	63
1988-89	13-3		13-3	158,497	9,906	38
1987-88	14-1		14-1	141,319	9,421	40
1986-87	16-1		16-1	143,894	8,464	44
1985-86	11-4		11-4	128,641	8,576	38
1984-85	11-6		11-6	165,421	9,731	37
1983-84	14-1		14-1	149,839	9,989	34
1982-83	15-0		15-0	150,351	10,023	31
1981-82	13-1		13-1	148,828	10,631	25
1980-81	19-2		19-2	219,370	10,446	24
1979-80	15-3		15-3	186,660	10,370	25
1978-79	11-4		11-4	120,996	8,066	47
1977-78	10-4		10-4	108,346	7,739	47
1976-77	13-4		13-4	164,951	9,703	
1975-76	14-2		14-2	154,656	9,666	
1974-75	8-5		8-5	102,505	7,885	
1973-74	9-5		9-5	113,764	8,126	
1972-73	5-8		5-8	113,282	8,714	
1971-72	11-2		11-2	120,380	9,260	
1970-71	8-5		8-5	130,390	10,030	
1969-70	6-8		6-8	138,040	9,860	
1968-69	8-5		8-5	118,911	9,147	
1967-68	10-3		10-3	119,184	9,168	
1966-67	10-3		10-3	135,304	10,408	
1965-66	13-0		13-0	139,074	10,698	
1964-65	12-1		12-1	132,834	10,218	
1963-64	12-1		12-1	128,258	9,866	
1962-63	12-1		12-1	88,062	6,774	
1961-62	12-1		12-1	77,129	5,933	
1960-61	9-4		9-4	69,329	5,333	
1959-60	9-5		9-5	58,268	4,162	
1958-59	10-3		10-3	52,286	4,022	
1957-58	11-5		11-5	82,640	5,165	
1956-57	12-3		12-3	66,915	4,461	
1955-56	9-7		9-7	99,904	6,244	

Koch Arena	758-239			.760	
INTRUST		8-4		.667	
KS Coliseum		12-4		.750	
TOTAL			778-247	.759	

BOLD = Sold out every home date

The arena has been the site of many concerts and special events, including Jesse Jackson; Spike Lee; Dick Vitale; Elvis Presley; Chicago; Rick Springfield; Willie Nelson; Foreigner; Journey; the Oak Ridge Boys; Ray Charles; Neil Diamond; Peter, Paul and Mary; Simon and Garfunkel; The Eagles; Bob Hope and numerous NBA exhibition games.

One of the most special night in the arena's history came on Nov. 28, 1970, when it was the site of a live television production, "Night of Stars," which raised money for the families of victims of separate airplane crashes involving the Wichita State and Marshall football programs.

Near the turn of the century, after nearly 50 years of continuous use, Levitt Arena had begun to show its age, but WSU wasn't about to part with such an important part of its history. Fittingly, many of the same fans who helped inject so much life into the building on game nights, rallied to support its next chapter during the \$25 million Roundhouse Renaissance project.

Initial pledges totaled nearly \$13 million, which included \$6 million gift from Koch Industries, Inc., in honor of Koch Industries Chairman and CEO **Charles Koch**. The lead gift represented the largest single gift in the history of the company, as well as the largest single gift received by the University. The project took off, thanks to generous seed gifts from Shocker supporters, including the **Tom and Myra Devlin Family**, \$2.75 million; **Bob and Maura Geist**, \$2.75 million; and **Barry and Paula Downing**, \$1 million. Several additional families also made considerable contributions to the project. In a Nov. 2001, announcement, **Dan and Kate Taylor's** \$1 million contribution to Roundhouse Renaissance also allowed for the naming of the renovated arena's concourse for the longtime WSU supporters.

Building a new home for Shocker basketball required a few other sacrifices. The men were relocated to the Kansas Coliseum in nearby Park City during the 2002-03 season, while construction took place on campus. The team responded well to its exodus, posting a 12-4 record at the Coliseum. The Shockers' 18 wins were their highest total in 14 years and signal the beginning of a long and steady rise.

On Nov. 29, 2003, in front of a sellout crowd, the Shockers defeated Northern Arizona, 68-51 in their first regular season game at the new Charles Koch Arena. The team would go on to post 21 wins, laying the groundwork for the rise that would follow.

WSU pushed its win total to 22 a year later and captured a pair of home court wins in the 2005 NIT. That postseason experience helped fuel the following year's run to the Sweet 16.

The 2005-06 Shockers posted WSU's best home mark since 1988, going 14-2 with 14 sellouts. The following year, WSU sold out its entire supply of season tickets for the first time in school history. The 2013 Final Four run sparked a similar rush for season tickets. For five straight seasons (2013-14 to 2017-18), WSU sold its entire allotment.

16 MEMORABLE ROUNDHOUSE VICTORIES:

Dec 18, 1961 • WSU 52, 2 Cincinnati 51

Lanny Van Eman's jump shot with three seconds to play gave the Shockers the win and snapped the Bearcats' 27-game winning streak. Cincinnati, which had won the NCAA title the previous spring, had the ball and a one-point lead late when Larry Shingleton was called for a charging foul against the Shockers' Jerry Kittiko.

Dec 29, 1962 • 16 WSU 71, 2 Ohio State 54

The Shockers shot 58.3 percent and limited the Buckeyes to 44 percent shooting before a Roundhouse record crowd of 11,375. Sophomore Dave Stallworth scored 22 points to pace WSU, which pulled away early with a 19-9 lead.

Feb 16, 1963 • 9 WSU 65, 1 Cincinnati 64

Dave Stallworth scored seven straight points to wipe out a six-point Cincinnati lead during the final 3:10, as the Shockers upset the Bearcats for the second season in a row. The victory snapped a 37-game Cincinnati winning streak, and Stallworth's 46 points would stand for the next two decades as the school scoring record, until Antoine Carr's 47-point game in 1983.

Dec 8, 1965 • WSU 100, 2 Michigan 94

With star guard Kelly Pete on the bench because of a bruised thigh, the Shockers shot 64.5 percent and had five players with 16 or more points. Junior Jamie Thompson was 9-of-9 from the floor and 10-of-10 from the free-throw line for a game-high 28.

Feb 8, 1966 • WSU 92, 3 Loyola-Chicago 84

Wichita State snapped Loyola's 14-game win-streak, battling back from a 10-point deficit in the first half. Warren Armstrong had 25 points and 18 rebounds, while Kelly Pete had 19 points and 10 rebounds for the Shockers.

Feb 25, 1967 • WSU 84, 2 Louisville 78

Louisville lost for only the third time in 26 games as Melvin Reed led the Shockers with 24 points. Louisville All-America center Wes Unsel had 24 points and 17 rebounds for the Cardinals, but five Shockers, led by Reed, scored in double figures.

Jan 4, 1969 • WSU 67, 10 Cincinnati 66

Reserve guard Greg Rataj came off the bench to score eight points down the stretch as the Shockers overcame a 12-point deficit. Wichita State trailed 54-42 with 11:30 to play. Forward Ron Washington scored 20 points to pace WSU.

Mar 15, 1981 • WSU 60, 13 Iowa 56

The stakes were high as Wichita State came back for a win in the second round of the NCAA Midwest Regional. The Shockers trailed 40-25 with 18:50 to play before going on a 15-0 run to tie the game at 40 with 11:38 remaining. Senior guard Randy Smithson made two free throws with five seconds to play to break a 56-56 tie after a technical foul against the Hawkeyes for calling a timeout that they did not have.

Feb 02, 1984 • WSU 66, 11 Tulsa 64

Karl Papke slipped through the Hurricane's defense and banked in a running hook shot with eight seconds to play before a standing room only crowd of 10,666. Xavier McDaniel scored 21 points.

Jan 6, 1987 • WSU 54, 19 Kansas 49

Defense was the key as the Shockers, who led 20-15 at halftime and pulled off the upset before a sellout crowd against a Kansas team making its first Levitt Arena appearance in 31 years. WSU kept the game at a slow pace, frustrating the Jayhawks' Danny Manning, who scored only 12 points. Dwight Praylow and Henry Carr paced the Shockers with 13 and 12 points, respectively.

Nov 29, 2003 • WSU 68, Northern Arizona 51

On Nov. 29, 2003, in front of a sellout crowd, the Shockers win their first regular season game at the new Charles Koch Arena. Helped by an 11-5 home record, WSU finishes the year with 21 wins, laying the groundwork for the rise that would follow.

Feb 25, 2006 • WSU 64, Illinois State 57

The Shockers were in control most of the way, despite any pressure they may have felt from a sellout crowd anxiously awaiting the opportunity to celebrate the program's first regular season MVC title in 23 years.

Mar 23, 2011 • WSU 82, College of Charleston 75

One of the deepest teams in Shocker history played true to form in a big NIT Quarterfinal win. Six different Shockers scored during a 15-1 second half surge that helped punch WSU's ticket to Madison Square Garden.

Mar 3, 2014 • 2 WSU 68, Missouri State 45


Cleanthony Early led all scorers with 19 points, and the Shockers finished out an undefeated, 31-0 regular season with a lopsided win over a Missouri State team that had taken them to overtime earlier in the year.

Dec 16, 2014 • 11 WSU 53, Alabama 52

With ESPN's Dick Vitale on the call, WSU rallies from a double-figure deficit in the final 6:00 to post its 23rd-straight home victory, breaking the 31-year old school record.

Feb 28, 2015 • 11 WSU 74, 10 Northern Iowa 60

ESPN's highlights the Shockers by broadcasting its national pregame show - College GameDay - live from the Koch Arena floor. Hours later, WSU defeats Northern Iowa in a battle of nationally-ranked teams to win the Missouri Valley Conference regular season title.



INTRUST BANK ARENA

► Located in the heart of downtown Wichita -- with trendy restaurants, shops and eclectic entertainment options nearby -- INTRUST Bank Arena is one of the premier indoor venues in the Midwest.

► Operated by ASM Global, the world's largest and most-trusted venue management and services company, the building has hosted more than 200 concerts and shows since its 2010 debut.

► The arena has also hosted a wide range of sporting events, including PBR, UFC, indoor football, college basketball and NBA preseason exhibitions, and is the longtime home to the ECHL's Wichita Thunder (hockey).

In September, 2022 it hosted Wichita's first-ever NHL action (a preseason contest between the St. Louis Blues and the Arizona Coyotes).

► Seating capacity at INTRUST Bank Arena ranges from 13,450 for hockey to 15,004 for basketball and up 15,750 for concerts, and its list of amenities include 22 suites, two party suites and 300 premium seats.

WICHITA STATE AT INTRUST BANK ARENA

Wichita State annually plays a non-conference men's basketball date downtown. The Shockers are 8-3 all-time against a list of foes that includes Kansas State (2021), Oklahoma (2017 & 2019), Oklahoma State (2016 & 2022), Saint Louis (2014), Southern Miss (2012 & 2018), Tennessee (2013), Tulsa (2010) and Utah (2015).

Dec. 21, 2010 -- WSU 82, Tulsa 79

WSU's first appearance in the new building came against its oldest rival. The crowd of 14,112 (at the time, the largest to watch a college hoops game in Wichita) saw David Kyles hit three treys in the first two minutes and score 14 of the Shockers' first 16 points. Garrett Stutz added 20.

Nov. 25, 2011 -- WSU 68, UAB 46

In a smothering defensive performance, WSU held defending CUSA champion UAB to 46 points on 32% shooting (including 1-of-16 from three).

Dec. 22, 2012 -- WSU 59, Southern Miss 51

In another defensive masterpiece against a Southern Miss squad that would go on to post 27 wins, WSU overcame a 12-point second half deficit by limiting the Eagles to four points over the final eight minutes.

Dec. 14, 2013 -- #12 WSU 70, Tennessee 61

WSU clinched the best start in school history by beating eventual Sweet-16 qualifier Tennessee, 70-61, to improve to 10-0. Tekele Cotton led the way with 19 points.

Dec. 6, 2014 -- #8 WSU 81, Saint Louis 52

The Shockers posted the most lopsided win in INTRUST Bank Arena history in December of 2014, crushing defending Atlantic-10 champion, Saint Louis by 29 points.

Dec. 12, 2015 -- WSU 67, #25 Utah 50

WSU committed just three turnovers while forcing 19 in a 17-point rout of nationally-ranked Utah. Markis McDuffie connected on four of his five three-pointers.

Dec. 17, 2016 -- Oklahoma State 93, WSU 76

Darral Willis Jr. scored 24 points and grabbed 13 rebounds (nine of them on the offensive glass), but the double-double wasn't enough to overcome a red-hot OSU, which knocked down 14 threes.

Dec. 16, 2017 -- Oklahoma 91, #3 Wichita State 83

Freshman standout Trae Young scored 29 points and dished out an arena-record 10 assists to lead a Sooner team that came in ranked 24th in the Coaches Poll. A consensus first team All-American, Young was selected No. 5 overall in the 2018 NBA Draft. WSU's Darral Willis Jr. became the first player with multiple 20-point games at the arena, finishing with his second double-double in as many trips (20 pts, 12 reb).

Dec. 15, 2018 -- Wichita State 63, Southern Miss 60

Jaime Echenique's alley-oop from Ricky Torres provided the go-ahead basket with 40.7 seconds left and the Shockers -- who had led by as many as 17 points near the 14:00-mark -- survived USM's comeback bid.

Dec. 14, 2019 -- Wichita State 80, Oklahoma 75

Down eight points with 11:25 to play, WSU launched a 12-0 run. Tyson Etienne's three-pointer with 2:30 remaining put the Shockers in front to stay. WSU went 15-of-16 at the foul line in the second half and finished the game +17 on the boards. Trey Wade scored 11 points and grabbed a game-high 15 rebounds.

Dec. 5, 2021 -- Kansas State 65, Wichita State 59

Markquis Nowell scored 16 points for K-State, including a deep three that broke a 54-all tie with 1:35 to play. Morris Udeze tallied 19 for WSU, which led by as many as 12 points in the first half.

Dec. 17, 2022 -- Oklahoma State 59, Wichita State 49

Bryce Thompson knocked down five three-pointers to score a game-high 19 points. Wichita State missed 20 of its 21 attempts from beyond the arc.

ALL-TIME RECORDS

MOST WINS, BY SCHOOL

School	W-L	Pct.
Wichita State	8-4	.667
Kansas State	3-2	.600
Kansas	2-0	1.000
Michigan	2-0	1.000
Oklahoma State	2-0	1.000
West Virginia	1-0	1.000
Houston	1-1	.500
Oklahoma	1-1	.500
Seton Hall	1-1	.500
Tulsa	1-1	.500
Colorado State	0-1	.000
Gonzaga	0-1	.000
Montana	0-1	.000
NC State	0-1	.000
Pennsylvania	0-1	.000
Saint Louis	0-1	.000
San Diego State	0-1	.000
Tennessee	0-1	.000
UAB	0-1	.000
Utah	0-1	.000
Southern Miss	0-2	.000

MOST WINS, BY HEAD COACH

Head Coach	School(s)	W-L	Pct.
Gregg Marshall	Wichita State	8-2	.800
Bruce Weber	Kansas State	3-1	.750
Bill Self	Kansas	2-0	1.000
John Beilein	Michigan	2-0	1.000
Mike Boynton Jr.	Oklahoma State	1-0	1.000
Frank Haith	Tulsa	1-0	1.000
Bob Huggins	West Virginia	1-0	1.000
Brad Underwood	Oklahoma State	1-0	1.000
Lon Kruger	Oklahoma	1-1	.500
Kelvin Sampson	Houston	1-1	.500
Kevin Willard	Seton Hall	1-1	.500
Doug Wojcik	Tulsa	0-1	.000
Jim Crews	Saint Louis	0-1	.000
Mike Davis	UAB	0-1	.000
Travis DeCuire	Montana	0-1	.000
Steve Donahue	Penn	0-1	.000
Brian Dutcher	San Diego State	0-1	.000
Larry Eustachy	Colorado State	0-1	.000
Mark Few	Gonzaga	0-1	.000
Kevin Keatts	NC State	0-1	.000
Larry Krystowiak	Utah	0-1	.000
Cuonzo Martin	Tennessee	0-1	.000
Frank Martin	Kansas State	0-1	.000
Doc Sadler	Southern Miss	0-1	.000
Donnie Tyndall	Southern Miss	0-1	.000
Isaac Brown	Wichita State	0-2	.000



INTRUST BANK ARENA

NCAA MEN'S BASKETBALL AT INTRUST BANK ARENA

Date	AP/Co School	1st	2nd	OT	2OT	Tot	+/-	FGM-A	Pct.	3PM-A	Pct.	FTM-A	Pct.	Reb	+/-	A	TD	+/-	Blk	Stl	Fouls	Attend.	Head Coach	Leading Scorer	Leading Rebounder
12/21/2010	WICHITA STATE - Tulsa	39	43			82	+3	23-49	.469	8-24	.333	28-36	.778	35	+14	13	9	-	1	4	15	14,112	Gregg Marshall	20 -- Garrett Stutz	9 -- Toure' Murray
11/25/2011	WICHITA STATE - UAB	29	39			68	+22	21-53	.396	3-14	.214	23-30	.767	42	+8	12	13	+3	3	3	27	11,204	Gregg Marshall	30 -- Justin Hurtt	3 -- 3 players
12/8/2011	WICHITA STATE - West Virginia	30	34	10	11	46	+5	17-53	.321	1-16	.063	11-17	.647	34	+16	5	16	-	3	5	24	# 15,004	Mike Davis	18 -- Cameron Moore	9 -- Cameron Moore
12/22/2012	WICHITA STATE - Kansas State	31	33	10	6	80	+8	31-63	.492	6-21	.286	18-31	.581	41	+18	19	18	-	6	10	31	9,619	Frank Martin	30 -- Kevin Jones	12 -- Kevin Jones
12/14/2013	WICHITA STATE - Tennessee	28	23			51	+8	18-50	.360	4-19	.211	17-25	.680	44	+18	11	19	+3	8	8	24	14,356	Gregg Marshall	20 -- Rodney McGrouder	10 -- Thomas Gipson
12/21/2013	WICHITA STATE - Kansas State	25	45			70	+9	23-53	.434	7-19	.368	8-13	.615	26	+5	13	7	+1	6	6	16	13,224	Gregg Marshall	17 -- Demetric Williams	8 -- Nick Wiggins
12/6/2014	WICHITA STATE - Saint Louis	24	38			62	+10	20-52	.385	6-20	.300	15-24	.625	31	+1	11	8	+8	2	3	21	15,004	Mark Few	19 -- Tekele Cotton	5 -- Dwayne Davis
12/12/2015	WICHITA STATE - Kansas State	29	43			72	+10	24-54	.444	5-18	.278	18-24	.750	36	+5	13	7	+1	6	6	16	13,224	Bruce Weber	26 -- Jordan McRae	9 -- Jerome Maymon
12/19/2015	WICHITA STATE - Colorado State	45	36			81	+29	28-52	.538	10-18	.556	15-21	.717	41	+21	20	15	-	4	5	23	# 15,004	Gregg Marshall	14 -- J. Gipson/ M. Foster	6 -- M. Foster/ DJ Johnson
12/17/2016	WICHITA STATE - Oklahoma State	29	32			61	+5	15-42	.357	5-14	.357	17-25	.680	20	+9	9	15	+6	5	8	18	15,004	Jim Crews	18 -- Ron Baker	7 -- Przemek Karnowski
12/9/2017	WICHITA STATE - Tulsa	27	34			61	+7	19-46	.413	8-21	.381	15-23	.654	36	+2	16	17	+2	3	1	13	9,367	Larry Krystkowiak	11 -- Jakob Poeltl	9 -- Jakob Poeltl
12/16/2017	WICHITA STATE - [16] Penn	33	43			76	+16	19-52	.365	3-17	.176	16-21	.762	36	+16	9	9	+4	2	2	21	# 15,004	Larry Krystkowiak	13 -- Emmanuel Omogbo	14 -- Emmanuel Omogbo
3/15/2018	WICHITA STATE - [16] Penn	33	43			76	+16	19-52	.365	3-17	.176	16-21	.762	36	+16	9	9	+4	2	2	21	# 15,004	Larry Krystkowiak	13 -- Emmanuel Omogbo	14 -- Emmanuel Omogbo
3/15/2018	WICHITA STATE - [16] Penn	33	43			76	+16	19-52	.365	3-17	.176	16-21	.762	36	+16	9	9	+4	2	2	21	# 15,004	Larry Krystkowiak	13 -- Emmanuel Omogbo	14 -- Emmanuel Omogbo
3/15/2018	WICHITA STATE - [16] Penn	33	43			76	+16	19-52	.365	3-17	.176	16-21	.762	36	+16	9	9	+4	2	2	21	# 15,004	Larry Krystkowiak	13 -- Emmanuel Omogbo	14 -- Emmanuel Omogbo
3/15/2018	WICHITA STATE - [16] Penn	33	43			76	+16	19-52	.365	3-17	.176	16-21	.762	36	+16	9	9	+4	2	2	21	# 15,004	Larry Krystkowiak	13 -- Emmanuel Omogbo	14 -- Emmanuel Omogbo
3/15/2018	WICHITA STATE - [16] Penn	33	43			76	+16	19-52	.365	3-17	.176	16-21	.762	36	+16	9	9	+4	2	2	21	# 15,004	Larry Krystkowiak	13 -- Emmanuel Omogbo	14 -- Emmanuel Omogbo
3/15/2018	WICHITA STATE - [16] Penn	33	43			76	+16	19-52	.365	3-17	.176	16-21	.762	36	+16	9	9	+4	2	2	21	# 15,004	Larry Krystkowiak	13 -- Emmanuel Omogbo	14 -- Emmanuel Omogbo
3/15/2018	WICHITA STATE - [16] Penn	33	43			76	+16	19-52	.365	3-17	.176	16-21	.762	36	+16	9	9	+4	2	2	21	# 15,004	Larry Krystkowiak	13 -- Emmanuel Omogbo	14 -- Emmanuel Omogbo
3/15/2018	WICHITA STATE - [16] Penn	33	43			76	+16	19-52	.365	3-17	.176	16-21	.762	36	+16	9	9	+4	2	2	21	# 15,004	Larry Krystkowiak	13 -- Emmanuel Omogbo	14 -- Emmanuel Omogbo
3/15/2018	WICHITA STATE - [16] Penn	33	43			76	+16	19-52	.365	3-17	.176	16-21	.762	36	+16	9	9	+4	2	2	21	# 15,004	Larry Krystkowiak	13 -- Emmanuel Omogbo	14 -- Emmanuel Omogbo
3/15/2018	WICHITA STATE - [16] Penn	33	43			76	+16	19-52	.365	3-17	.176	16-21	.762	36	+16	9	9	+4	2	2	21	# 15,004	Larry Krystkowiak	13 -- Emmanuel Omogbo	14 -- Emmanuel Omogbo
3/15/2018	WICHITA STATE - [16] Penn	33	43			76	+16	19-52	.365	3-17	.176	16-21	.762	36	+16	9	9	+4	2	2	21	# 15,004	Larry Krystkowiak	13 -- Emmanuel Omogbo	14 -- Emmanuel Omogbo
3/15/2018	WICHITA STATE - [16] Penn	33	43			76	+16	19-52	.365	3-17	.176	16-21	.762	36	+16	9	9	+4	2	2	21	# 15,004	Larry Krystkowiak	13 -- Emmanuel Omogbo	14 -- Emmanuel Omogbo
3/15/2018	WICHITA STATE - [16] Penn	33	43			76	+16	19-52	.365	3-17	.176	16-21	.762	36	+16	9	9	+4	2	2	21	# 15,004	Larry Krystkowiak	13 -- Emmanuel Omogbo	14 -- Emmanuel Omogbo
3/15/2018	WICHITA STATE - [16] Penn	33	43			76	+16	19-52	.365	3-17	.176	16-21	.762	36	+16	9	9	+4	2	2	21	# 15,004	Larry Krystkowiak	13 -- Emmanuel Omogbo	14 -- Emmanuel Omogbo
3/15/2018	WICHITA STATE - [16] Penn	33	43			76	+16	19-52	.365	3-17	.176	16-21	.762	36	+16	9	9	+4	2	2	21	# 15,004	Larry Krystkowiak	13 -- Emmanuel Omogbo	14 -- Emmanuel Omogbo
3/15/2018	WICHITA STATE - [16] Penn	33	43			76	+16	19-52	.365	3-17	.176	16-21	.762	36	+16	9	9	+4	2	2	21	# 15,004	Larry Krystkowiak	13 -- Emmanuel Omogbo	14 -- Emmanuel Omogbo
3/15/2018	WICHITA STATE - [16] Penn	33	43			76	+16	19-52	.365	3-17	.176	16-21	.762	36	+16	9	9	+4	2	2	21	# 15,004	Larry Krystkowiak	13 -- Emmanuel Omogbo	14 -- Emmanuel Omogbo
3/15/2018	WICHITA STATE - [16] Penn	33	43			76	+16	19-52	.365	3-17	.176	16-21	.762	36	+16	9	9	+4	2	2	21	# 15,004	Larry Krystkowiak	13 -- Emmanuel Omogbo	14 -- Emmanuel Omogbo
3/15/2018	WICHITA STATE - [16] Penn	33	43			76	+16	19-52	.365	3-17	.176	16-21	.762	36	+16	9	9	+4	2	2	21	# 15,004	Larry Krystkowiak	13 -- Emmanuel Omogbo	14 -- Emmanuel Omogbo
3/15/2018	WICHITA STATE - [16] Penn	33	43			76	+16	19-52	.365	3-17	.176	16-21	.762	36	+16	9	9	+4	2	2	21	# 15,004	Larry Krystkowiak	13 -- Emmanuel Omogbo	14 -- Emmanuel Omogbo
3/15/2018	WICHITA STATE - [16] Penn	33	43			76	+16	19-52	.365	3-17	.176	16-21	.762	36	+16	9	9	+4	2	2	21	# 15,004	Larry Krystkowiak	13 -- Emmanuel Omogbo	14 -- Emmanuel Omogbo
3/15/2018	WICHITA STATE - [16] Penn	33	43			76	+16	19-52	.365	3-17	.176	16-21	.762	36	+16	9	9	+4	2	2	21	# 15,004	Larry Krystkowiak	13 -- Emmanuel Omogbo	14 -- Emmanuel Omogbo
3/15/2018	WICHITA STATE - [16] Penn	33	43			76	+16	19-52	.365	3-17	.176	16-21	.762	36	+16	9	9	+4	2	2	21	# 15,004	Larry Krystkowiak	13 -- Emmanuel Omogbo	14 -- Emmanuel Omogbo
3/15/2018	WICHITA STATE - [16] Penn	33	43			76	+16	19-52	.365	3-17	.176	16-21	.762	36	+16	9	9	+4	2	2	21	# 15,004	Larry Krystkowiak	13 -- Emmanuel Omogbo	14 -- Emmanuel Omogbo
3/15/2018	WICHITA STATE - [16] Penn	33	43			76	+16	19-52	.365	3-17	.176	16-21	.762	36	+16	9	9	+4	2	2	21	# 15,004	Larry Krystkowiak	13 -- Emmanuel Omogbo	14 -- Emmanuel Omogbo
3/15/2018	WICHITA STATE - [16] Penn	33	43			76	+16	19-52	.365	3-17	.176	16-21	.762	36	+16	9	9	+4	2	2	21	# 15,004	Larry Krystkowiak	13 -- Emmanuel Omogbo	14 -- Emmanuel Omogbo
3/15/2018	WICHITA STATE - [16] Penn	33	43			76	+16	19-52	.365	3-17	.176	16-21	.762	36	+16	9	9	+4	2	2	21	# 15,004	Larry Krystkowiak	13 -- Emmanuel Omogbo	14 -- Emmanuel Omogbo
3/15/2018	WICHITA STATE - [16] Penn	33	43			76	+16	19-52	.365	3-17	.176	16-21	.762	36	+16	9	9	+4	2	2	21	# 15,004	Larry Krystkowiak	13 -- Emmanuel Omogbo	14 -- Emmanuel Omogbo
3/15/2018	WICHITA STATE - [16] Penn	33	43			76	+16	19-52	.365	3-17	.176	16-21	.762	36	+16	9	9	+4	2	2	21	# 15,004	Larry Krystkowiak	13 -- Emmanuel Omogbo	14 -- Emmanuel Omogbo
3/15/2018	WICHITA STATE - [16] Penn	33	43			76	+16	19-52	.365	3-17	.176	16-21	.762	36	+16	9	9	+4	2	2	21	# 15,004	Larry Krystkowiak	13 -- Emmanuel Omogbo	14 -- Emmanuel Omogbo
3/15/2018	WICHITA STATE - [16] Penn	33	43			76	+16	19-52	.365	3-17	.176	16-21	.762	36	+16	9	9	+4	2	2	21	# 15,004	Larry Krystkowiak	13 -- Emmanuel Omogbo	14 -- Emmanuel Omogbo
3/15/2018	WICHITA STATE - [16] Penn	33	43			76	+16	19-52	.365	3-17	.176	16-21	.762	36	+16	9	9	+4	2	2	21	# 15,004	Larry Krystkowiak	13 -- Emmanuel Omogbo	14 -- Emmanuel Omogbo
3/15/2018	WICHITA STATE - [16] Penn	33	43			76	+16	19-52	.365	3-17	.176	16-21	.762	36	+16	9	9	+4	2	2	21	# 15,004	Larry Krystkowiak	13 -- Emmanuel Omogbo	14 -- Emmanuel Omogbo
3/15/2018	WICHITA STATE - [16] Penn	33	43			76	+16	19-52	.365	3-17	.176	16-21	.762	36	+16	9	9	+4	2	2	21	# 15,004	Larry Krystkowiak	13 -- Emmanuel Omogbo	14 -- Emmanuel Omogbo
3/15/2018	WICHITA STATE - [16] Penn	33	43			76	+16	19-52	.365	3-17	.176	16-21	.762	36	+16	9	9	+4	2	2	21	# 15,004	Larry Krystkowiak	13 -- Emmanuel Omogbo	14 -- Emmanuel Omogbo
3/15/2018	WICHITA STATE - [16] Penn	33	43			76	+16	19-52	.365	3-17	.176	16-21	.762	36	+16	9	9	+4	2	2	21	# 15,004	Larry Krystkowiak	13 -- Emmanuel Omogbo	14 -- Emmanuel Omogbo
3/15/2018	WICHITA STATE - [16] Penn																								



INTRUST BANK ARENA

THE NCAA TOURNAMENT AT INTRUST BANK ARENA

► INTRUST Bank Arena has become a regular stop for the NCAA tournament, hosting first and second round games in 2011 (women) and 2018 (men) as well women's regional semifinal and championship action in 2022. Wichita had signed on for 2021 men's games, before COVID-19 reshaped college basketball's postseason plans, but will have another opportunity to host in 2025.

► Though the 2022 Wichita Regional lacked a local draw (no team was from within 400 miles), INTRUST Bank Arena still packed in 13,000 fans over two days. No. 1 seed Louisville defeated Tennessee and Michigan to advance to the women's Final Four.

► 2018 marked the NCAA men's tournament's first stop in Wichita since 1994, and basketball fever swept through the city. Tickets for all three sessions sold out months in advance, and more than 10,000 fans turned out to watch free open practice sessions on the eve of the tournament. Eventual Final Four teams Kansas and Michigan (helped by a half-court buzzer-beater from Jordan Poole) both advanced.

► Seton Hall's Angel Delgado (24 points and an arena-record 23 rebounds) recorded only the fifth 20-20 game in the NCAA Tournament's modern era (1979-Present), joining UNC's Tyler Zeller (2012), Wake Forest's Tim Duncan (1997), Maryland's Joe Smith (1995) and Houston's Hakeem Olajuwon (1983).

► NC State's Allerik Freeman briefly held the arena scoring record after putting up 36 points vs. against Seton Hall, but Houston's Rob Gray topped it four hours later, going for 39 against San Diego State, including the game winning layup with less than a second to go.

► In 2011, the arena first and second round games. Green Bay emerged from a four-team pod that also included Michigan State, Little Rock and Northern Iowa to punch its ticket to the Sweet 16.

OTHER BASKETBALL AT INTRUST BANK ARENA

► INTRUST Bank Arena has hosted 21 NCAA Division I men's basketball games since 2010 (11 WSU games, four K-State home games and six 2018 NCAA tournament contests) and six NCAA Division I women's games (three in the 2011 NCAA tournament and three in 2022).

► The NBA's Oklahoma City Thunder has staged four exhibitions against New Orleans (2011), Dallas (2012), Chicago (2013) and Toronto (2014).

► No basketball team has won more games at the arena than the Harlem Globetrotters, who improved to 11-0 with a Feb., 2022 victory over the Washington Generals.

INTRUST BANK ARENA -- MEN'S TEAM RECORDS

Category	Total	Team	Opponent	Date
Points	94	Seton Hall	NC State	3/15/18
Field Goals Made	31	Oklahoma State	Wichita State	12/17/16
	31	West Virginia	Kansas State (2ot)	12/8/11
Field Goal Attempts	72	Oklahoma	Wichita State	12/16/17
Field Goal Pct. (Min. 5 FGM)	.538	Wichita State [28-52]	Saint Louis	12/6/14
3-Pointers Made	14	Oklahoma State	Wichita State	12/17/16
	14	Tulsa	Wichita State	12/21/10
	14	Oklahoma	Wichita State	12/14/19
3-Point Attempts	40	Oklahoma	Wichita State	12/16/17
3-Point Pct. (Min. 4 FGM)	.556	Wichita State [10-18]	Saint Louis	12/6/14
Free Throws Made	35	Wichita State	Oklahoma State	12/17/16
Free Throw Attempts	47	Wichita State	Oklahoma State	12/17/16
Free Throw Pct. (Min. 5 FTM)	.900	Wichita State [18-20]	Oklahoma	12/14/19
Rebounds	48	Wichita State	Oklahoma	12/14/19
Rebound Margin	+21	Wichita State [41-20]	Saint Louis	12/6/14
Assists	20	Wichita State	Saint Louis	12/6/14
Turnovers Forced	19	Wichita State	Utah	12/12/15
	19	Southern Miss	Wichita State	12/22/12
Turnover Margin	+16	Wichita State [19-3]	Utah	12/12/15
Blocks	8	Wichita State (2x, Last:)	Oklahoma State	12/17/16
Steals	10	Kansas State	West Virginia (2ot)	12/8/11
Fouls	32	Oklahoma State	Wichita State	12/17/16

INTRUST BANK ARENA -- MEN'S INDIVIDUAL RECORDS

Category	Total	Team	Opponent	Date	
Points	39	Rob Gray (Houston)	San Diego State	3/15/18	
	36	Allerik Freeman (NC State)	Seton Hall	3/15/18	
	30	Justin Hurtt (Tulsa)	Wichita State	12/21/10	
	30	Kevin Jones (W. Va.)	Kansas State (2ot)	12/8/11	
	29	Trae Young (Oklahoma)	Wichita State	12/16/17	
	29	Devonte Graham (Kansas)	Penn	3/15/18	
	28	Kadeen Karrington (Seton Hall)	Kansas	3/17/18	
	28	Malik Newman (Kansas)	Seton Hall	3/17/18	
	26	Jordan McRae (Tenn.)	Wichita State	12/14/13	
	26	Kadeen Karrington (Seton Hall)	NC State	3/15/18	
	24	Darral Willis Jr. (WSU)	Oklahoma State	12/17/16	
	24	Darryl Bryant (W. Va.)	Kansas State (2ot)	12/8/11	
	24	Angel Delgado (Seton Hall)	Kansas	3/17/18	
	23	Rob Gray (Houston)	Michigan	3/17/18	
	22	Jawun Evans (Okla. St.)	Wichita State	12/17/16	
	22	Jeffrey Carroll (Okla. St.)	Wichita State	12/17/16	
	22	Junior Etou (Tulsa)	Kansas State	12/9/17	
	22	Kristian Doolittle (Okla.)	Wichita State	12/14/19	
	21	Brady Manek (Oklahoma)	Wichita State	12/16/17	
	20	Garrett Stutz (WSU)	Tulsa	12/21/10	
20	Rodney McGruder (KSU)	West Virginia (2ot)	12/8/11		
20	Darral Willis Jr. (WSU)	Oklahoma	12/16/17		
20	Desi Rodriguez (Seton Hall)	NC State	3/15/18		
20	Charles Matthews (Michigan)	Montana	3/15/18		
Field Goals Made	12	Kevin Jones (W. Va.)	Kansas State (2ot)	12/8/11	
	12	Rob Gray (Houston)	San Diego State	3/15/18	
Field Goal Attempts	25	Rob Gray (Houston)	San Diego State	3/15/18	
Field Goal Pct. (Min. 5 FGM)	7-7	Bryson Pope (Tulsa)	Wichita State	12/21/10	
3-Pointers Made	6	Justin Hurtt (Tulsa)	Wichita State	12/21/10	
3-Point Attempts	13	Brady Manek (Oklahoma)	Wichita State	12/16/17	
3-Point Pct. (Min. 4 FGM)	4-4	Brady Manek (Oklahoma)	Wichita State	12/14/19	
Free Throws Made	14	Darral Willis Jr. (WSU)	Oklahoma State	12/17/16	
Free Throw Attempts	17	Darral Willis Jr. (WSU)	Oklahoma State	12/17/16	
Free Throw Pct. (Min. 5 FTM)	9-9	Jordan Loveridge (Utah)	Wichita State	12/12/15	
Rebounds	23	Angel Delgado (Seton Hall)	Kansas	3/17/18	
	15	Trey Wade (WSU)	Oklahoma	12/14/19	
	14	Darius Carter (WSU)	Tennessee	12/14/13	
	14	Daniel Omogbo (CSU)	Kansas State	12/19/15	
	13	Darral Willis Jr. (WSU)	Oklahoma State	12/17/16	
	12	Kevin Jones (W. Va.)	Kansas State (2ot)	12/8/11	
	12	Darral Willis Jr. (WSU)	Oklahoma	12/16/17	
	12	Moussa Cisse (OSU)	Wichita State	12/17/22	
	11	Mitch Lightfoot (Kansas)	Penn	3/15/18	
	11	Jaime Echenique (WSU)	Southern Miss	12/15/18	
	10	Thomas Gipson (KSU)	West Virginia (2ot)	12/8/11	
	10	Jamuni McNeace (Okla.)	Wichita State	12/16/17	
	Assists	10	Trae Young (Oklahoma)	Wichita State	12/16/17
		9	Devonte Graham (Kansas)	Seton Hall	3/17/18
Steals	4	Avery Anderson III (OSU)	Wichita State	12/17/22	
	4	Ron Baker (WSU)	Utah	12/12/15	
Blocks	4	Marcus Bartley (SLU)	Wichita State	12/6/14	
	4	Jamuni McNeace (Okla.)	Wichita State	12/16/17	
	4	Brady Manek (Oklahoma)	Wichita State	12/14/19	
Double-Doubles (P-A)	29-10	Trae Young (Oklahoma)	Wichita State	12/16/17	
Double-Doubles (P-R)	24-23	Angel Delgado (Seton Hall)	Kansas	3/17/18	
	30-12	Kevin Jones (W. Va.)	Kansas State	12/8/11	
	24-13	Darral Willis Jr. (WSU)	Oklahoma State	12/17/16	
	23-10	Rob Gray (Houston)	Michigan	3/17/18	
	20-12	Darral Willis Jr. (WSU)	Oklahoma	12/16/17	
	20-11	Charles Matthews (Michigan)	Montana	3/15/18	
	18-12	Torin Dorn (NC State)	Seton Hall	3/15/18	
	17-11	Jaime Echenique (WSU)	Southern Miss	12/15/18	
	13-14	Emmanuel Omogbo (Colo. St.)	Kansas State	12/19/15	
	11-15	Trey Wade (WSU)	Oklahoma	12/14/19	
	15-10	Thomas Gipson (K-State)	West Virginia	12/8/11	
	11-14	Darius Carter (WSU)	Tennessee	12/14/13	
	11-11	Malik Pope (San Diego St.)	Houston	3/15/18	
	10-10	Ismael Sanogo (Seton Hall)	NC State	3/15/18	

SHOCKER

ALL-TIME RESULTS

1905-08	Willis Bates Era	172
1908-09	Jay Plank Era (Captain)	172
1909-12	Roy Thomas Era	172
1912-14	Willis Bates Era	172
1914-16	Harry Buck Era	172
1916-18	Lamar Hoover Era	172
1918-19	Vic Grandy Era.....	172
1919-20	Kenneth Cassidy Era.....	173
1920-21	Wilmer Elfrink Era	173
1921-23	Lamar Hoover Era	173
1923-25	Sam Hill Era	173
1925-28	Leonard Umnus Era.....	173
1928-33	Gene Johnson Era	174
1933-35	Lindsay Austin Era	174
1935-41	Bill Hennigh Era	174-175
1941-42	Jack Sterett Era	175
1942-48	Mel Binford Era	175
1948-51	Ken Gunning Era	175-176
1951-64	Ralph Miller Era	176-177
1964-71	Gary Thompson Era.....	177-178
1971-78	Harry Miller Era.....	178-179
1978-86	Gene Smithson Era	179-180
1986-89	Eddie Fogler Era	180-181
1989-92	Mike Cohen Era	181
1992-96	Scott Thompson Era	181
1996-00	Randy Smithson Era.....	182
2000-07	Mark Turgeon Era.....	182-183
2007-20	Gregg Marshall Era	183-185
2020-23	Isaac Brown Era	186



ALL-TIME RESULTS



WILLIS BATES

1st Term; 1905-08 (also see 1912-14)
Record: 7-13 (.350)

/// 1905-06

Final Record: 2-4

Date	WSU	Opp	Opponent	Location	Result
Jan 31	-	-	Washburn	Wichita	L 10-37
Feb 17	-	-	Mulvane H.S.	Wichita	W 30-13
Feb 23	-	-	Hutchinson YMCA	Wichita	W 27-24
Mar 02	-	at	Friends	Wichita (Friends)	L 14-26
Mar 06	-	-	Friends	Wichita (Fairmount)	L 18-23
Mar 09	-	vs.	Washburn	Ottawa	L 9-66

/// 1906-07

Final Record: 3-6

Date	WSU	Opp	Opponent	Location	Result
Dec 11	-	-	Wichita H.S.	Wichita #	L 24-29
Dec 18	-	-	Wichita YMCA	Wichita #	L 24-30
Jan 15	-	-	Lewis Academy	Wichita #	W 41-12
Jan 19	-	-	Southwestern (KS)	Wichita	W 41-27
Feb 05	-	-	Lewis Academy	Wichita	W forfeit
Feb 16	-	at	Southwestern (KS)	Winfield	L 25-55
Feb 19	-	-	Wichita YMCA	Wichita #	L 16-37
Mar 01	-	-	Emporia St.	Wichita	L 36-44
Mar 05	-	-	Wichita H.S.	Wichita #	L 42-43

- at Red Man's Hall

/// 1907-08

Final Record: 2-3

Date	WSU	Opp	Opponent	Location	Result
Jan 08	-	-	Blackwell Baptist	Wichita	W 52-28
Jan 18	-	at	Southwestern (KS)	Winfield	L 18-65
Feb 07	-	-	Southwestern (KS)	Wichita	L 32-54
Mar 06	-	-	Sterling	Wichita	W 99-31
Mar 11	-	-	Washburn	Wichita	L 45-48



JAY PLANK (captain)

1 Season; 1908-09
Record: 4-6 (.400)

/// 1908-09

Final Record: 4-6

Date	WSU	Opp	Opponent	Location	Result
Dec 18	-	-	Kansas	Wichita	L 15-65
Dec 18	-	-	Newton YMCA	Wichita	L 19-69
Jan 12	-	at	Southwestern (KS)	Winfield	L 26-71
Jan 12	-	at	Winfield YMCA	Winfield	W 47-25
Jan 28	-	-	Winfield YMCA	Wichita	W 64-43
Feb 12	-	-	Chilocco Indian School	Wichita	L 34-35
Feb 17	-	-	Newton YMCA	Wichita	L 41-64
Feb 24	-	-	Bethany	Wichita	L 46-49
Feb 26	-	-	Wichita YMCA	Wichita (Fairmount)	W 36-33
Mar 09	-	-	Col. of Emporia	Wichita	W 49-48



ROY THOMAS

3 Seasons; 1909-12
Career Record at WSU: 12-24 (.333)

/// 1909-10

Final Record: 3-10 (1-7 KIAC)

Date	WSU	Opp	Opponent	Location	Result
Dec 01	-	-	Washburn	Wichita	W 46-27
Jan 11	-	-	Kansas Wesleyan	Wichita	L 33-50
Jan 17	-	at	Newton Athl. Club	Newton	L 37-48
Jan 28	-	-	Newton Athl. Club	Wichita	L 34-35
Feb 03	-	-	Col. of Emporia	Wichita	L 21-70
Feb 10	-	-	Winfield YMCA	Wichita	W 36-24
Feb 18	-	at	Southwestern (KS)	Winfield	L 21-68
Feb 19	-	at	Winfield YMCA	Winfield	L 25-31
Mar 02	-	at	Col. of Emporia	Emporia	L 32-55
Mar 03	-	at	Ottawa	Ottawa	L 24-36
Mar 04	-	at	Baker	Baldwin	L 10-38
Mar 11	-	-	Southwestern (KS)	Wichita	L 27-83
Mar 14	-	at	Okla. Christian	Oklahoma City	W 34-18

/// 1910-11

Final Record: 7-6 (5-6 KIAC)

Date	WSU	Opp	Opponent	Location	Result
Jan 10	-	-	Sterling	Wichita	W 59-29
Jan 16	-	at	Sterling	Sterling	W 27-24
Jan 17	-	at	Bethany	Lindsborg	L 23-45
Jan 18	-	at	Kansas Wesleyan	Salina	W 43-42
Jan 21	-	-	Southwestern (KS)	Wichita	L 16-59
Feb 02	-	-	Col. of Emporia	Wichita	W 45-37
Feb 08	-	-	Emporia St.	Wichita	L 27-59
Feb 14	-	at	Emporia (KS)	Emporia	L 20-59
Feb 16	-	at	St. Mary's (KS)	St. Mary's	W 51-39
Feb 17	-	at	Col. of Emporia	Emporia	L 26-53
Feb 23	-	-	Kansas Wesleyan	Wichita	W 50-29
Feb 25	-	-	Wichita YMCA	Fairmount	W 31-30
Mar 04	-	at	Southwestern (KS)	Winfield	L 31-70

/// 1911-12

Final Record: 2-8 (2-8 KIAC)

Date	WSU	Opp	Opponent	Location	Result
Jan 10	-	-	McPherson	Wichita	L 33-41
Jan 20	-	-	Southwestern (KS)	Wichita	L 24-54
Feb 02	-	-	Sterling	Wichita	W 54-26
Feb 12	-	at	Col. of Emporia	Emporia	L 20-77
Feb 13	-	at	Emporia St.	Emporia	L 17-63
Feb 15	-	at	McPherson	McPherson	L 19-30
Feb 16	-	at	Bethany	Lindsborg	W 27-31
Feb 17	-	at	Sterling	Sterling	W 27-17
Feb 24	-	at	Southwestern (KS)	Winfield	L 36-45
Feb 28	-	-	Col. of Emporia	Wichita	L 41-57



WILLIS BATES

Second Term; 1912-14 (also see 1905-08)
2nd Term Record: 9-18 (.333) Overall: 16-31

/// 1912-13

Final Record: 1-11 (1-11 KIAC)

Date	WSU	Opp	Opponent	Location	Result
Dec 12	-	-	Sterling	Wichita	W 34-21
Jan 15	-	at	McPherson	McPherson	L 8-64
Jan 16	-	at	Bethany	Lindsborg	L 16-51
Jan 17	-	at	Sterling	Sterling	L 38-61
Jan 21	-	-	Bethany	Wichita	L 24-49
Jan 30	-	-	McPherson	Wichita	L 25-88
Feb 07	-	-	Emporia St.	Wichita	L 30-48
Feb 11	-	at	Friends	YMCA	L 13-46
Feb 13	-	-	Ottawa	Wichita	L 15-48
Feb 17	-	at	Col. of Emporia	Emporia	L 25-77
Feb 18	-	at	Emporia St.	Emporia	L 22-73
Feb 19	-	at	Ottawa	Ottawa	L 8-80

/// 1913-14

Final Record: 8-7 (6-6 KIAC)

Date	WSU	Opp	Opponent	Location	Result
Dec 18	-	at	Okla. Sch. of Tech.	Tonkawa, Okla.	W 40-21
Dec 19	-	at	Chilocco Indian Sch.	Chilocco, Okla.	L 14-33
Jan 13	-	-	Chilocco Indian Sch.	Wichita	W 41-20
Jan 15	-	-	Sterling	Wichita	W 35-29
Jan 29	-	-	Ottawa	Wichita	W 55-18
Jan 31	-	at	Sterling	Sterling	W 44-33
Feb 13	-	-	Col. of Emporia	Wichita	W 38-25
Feb 16	-	at	Ottawa	Ottawa	L 35-39
Feb 17	-	at	Col. of Emporia	Emporia	L 30-32
Feb 18	-	at	Emporia St.	Emporia	L 25-27
Feb 19	-	at	Bethany	Lindsborg	L 21-29
Feb 20	-	at	McPherson	McPherson	W 42-15
Feb 23	-	-	Southwestern (KS)	Wichita	L 35-31
Feb 24	-	at	Southwestern (KS)	Winfield	L 24-30
Feb 27	-	-	Emporia St.	Wichita	W 61-29



HARRY BUCK

2 Seasons; 1914-16
Record: 14-15 (.483)

/// 1914-15

Final Record: 4-10 (4-10 KIAC)

Date	WSU	Opp	Opponent	Location	Result
Jan 11	-	at	Emporia St.	Emporia	L 22-40
Jan 12	-	at	Baker	Baldwin	L 15-46
Jan 14	-	at	Col. of Emporia	Emporia	L 25-29
Jan 15	-	at	Ottawa	Ottawa	L 20-35
Jan 20	-	-	Sterling	Wichita	W 50-20
Jan 30	-	-	Col. of Emporia	Wichita	L 30-46

Feb 04	-	-	Southwestern (KS)	Wichita	L 23-26
Feb 16	-	-	Baker	Wichita	L 13-41
Feb 19	-	-	Ottawa	Wichita	L 25-27
Feb 26	-	-	Sterling	Sterling	W 43-14
Mar 05	-	vs.	Friends	Wichita (Forum)	L 25-38
Mar 06	-	at	Southwestern (KS)	Winfield	L 21-32
Mar 11	-	vs.	Friends	Wichita (Forum)	W 30-17
Mar 24	-	vs.	Friends	Wichita (Forum)	W 23-20

/// 1915-16

Final Record: 10-5 (10-5 KIAC)

Date	WSU	Opp	Opponent	Location	Result
Jan 06	-	at	Bethel	Newton	W 44-17
Jan 07	-	at	McPherson	McPherson	W 36-35
Jan 14	-	-	Sterling	Wichita	W 41-22
Jan 22	-	-	Bethel	Wichita	W 49-21
Feb 01	-	at	Sterling	Sterling	W 49-27
Feb 12	-	-	McPherson	Wichita	W 44-19
Feb 14	-	-	Southwestern (KS)	Wichita	W 26-23
Feb 16	-	-	St. Mary's (KS)	Wichita	L 25-26
Feb 17	-	at	Ottawa	Ottawa	L 30-36
Feb 18	-	at	Col. of Emporia	Emporia	L 15-24
Feb 19	-	at	Baker	Baldwin	W 35-33
Feb 22	-	-	Friends	Fairmount	W 38-22
Feb 28	-	-	Ottawa	Wichita	L 29-39
Mar 02	-	vs.	Friends	Wichita (Forum)	W 43-33
Mar 06	-	at	Southwestern (KS)	Winfield	L 28-41



LAMAR HOOVER

1st Term; 1916-18 (also see 1921-23)
Record: 5-21 (30-32 overall in 4 seasons)

/// 1916-17

Final Record: 2-11 (2-11 KIAC)

Date	WSU	Opp	Opponent	Location	Result
Jan 11	-	-	Sterling	Wichita	W 40-26
Jan 29	-	at	Bethany	Lindsborg	L 16-19
Jan 30	-	at	Bethany	Lindsborg	L 21-25
Feb 03	-	-	Friends	Fairmount	L 16-22
Feb 06	-	-	Baker	Fairmount	W 24-21
Feb 12	-	at	Emporia St.	Emporia	L 13-71
Feb 13	-	at	Col. of Emporia	Emporia	L 16-25
Feb 14	-	at	Baker	Baldwin	L 14-30
Feb 15	-	at	Ottawa	Ottawa	L 5-36
Feb 19	-	-	Southwestern (KS)	Wichita	L 17-46
Mar 01	-	-	Ottawa	Wichita	L 14-32
Mar 08	-	-	Col. of Emporia	Wichita	L 26-38
Mar 12	-	vs.	Friends	Forum (Wichita)	L 34-35

/// 1917-18

Final Record: 3-10

Date	WSU	Opp	Opponent	Location	Result
Jan 14	-	at	Bethany	Lindsborg	L 33-45
Jan 15	-	at	Bethany	Lindsborg	L 33-47
Jan 31	-	at	Friends	YMCA	W 33-23
Feb 05	-	at	Southwestern (KS)	Winfield	L 24-37
Feb 06	-	at	Chilocco Indian Sch.	Chilocco, Okla.	L 18-21
Feb 16	-	at	Friends	YMCA	L 23-29
Feb 20	-	-	Bethel	Wichita	W 18-14
Feb 23	-	-	St. John's (KS)	Wichita	L 27-46
Feb 25	-	-	Southwestern (KS)	Wichita	L 12-25
Feb 27	-	-	Chilocco Indian Sch.	Wichita	L 22-32
Mar 02	-	at	Bethel	Newton	L 25-29
Mar 06	-	at	St. John's (Kan.)	Winfield	L 19-40
Mar 15	-	vs.	Friends	Forum (Wichita)	W 23-14



VIC GRANDY (Captain)

1 Season; 1918-19
Record: 1-7 (.125)

/// 1918-19

Final Record: 1-7

Date	WSU	Opp	Opponent	Location	Result
Jan 10	-	-	Sterling	Wichita	W 33-17
Jan 13	-	at	St. John's (KS)	Winfield	L 16-42
Jan 14	-	at	Southwestern (KS)	Winfield	L 12-51
Jan 24	-	-	Emporia St.	Wichita	L 14-41
Feb 17	-	at	Friends	Emporia	L 33-38
Feb 21	-	-	Col. of Emporia	Wichita	L 28-31
Feb 25	-	-	Southwestern (KS)	Wichita	L 22-41
Mar 04	-	vs.	Friends	Wichita (Forum)	L 17-42



ALL-TIME RESULTS



KENNETH CASSIDY

1 Season; 1919-20
Career Record at WSU: 8-8 (.500)

/// 1919-20

Final Record: 8-8 (8-8 KIIAC)

Date	WSU	Opp	Opponent	Location	Result
Jan 13	-	-	* Sterling	Wichita	W 69-18
Jan 20	-	at	* Col. of Emporia	Emporia	W 23-14
Jan 21	-	at	* Emporia St.	Emporia	W 41-6
Jan 24	-	at	* Baker	Baldwin	L 14-36
Jan 26	-	at	* Ottawa	Ottawa	L 24-31
Jan 31	-	at	* Southwestern (KS)	Winfield	L 24-34
Feb 05	-	-	* Col. of Emporia	Wichita	L 18-23
Feb 10	-	-	* St. John's (KS)	Wichita	W 37-15
Feb 12	-	-	* Friends	Fairmount	W 22-11
Feb 17	-	at	* Baker	Wichita	L 20-34
Feb 20	-	at	* Emporia St.	Wichita	L 15-18
Feb 23	-	vs.	* Wichita Am. Legion	Wichita (Forum)	W 36-34
Feb 26	-	-	* Southwestern (KS)	Wichita	L 22-32
Mar 02	-	-	* Ottawa	Wichita	L 32-43
Mar 03	-	at	* Sterling	Sterling	W 51-24
Mar 11	-	at	* Friends	Friends	W 34-22



WILMER ELFRINK

1 Season; 1920-21
Career Record at WSU: 16-2 (.889)

/// 1920-21

Final Record: 16-2 (15-2 KIIAC)

Kansas Intercollegiate Athletic Conference Champions

Date	WSU	Opp	Opponent	Location	Result
Jan 14	-	-	* Washburn	Wichita #	W 43-30
Jan 17	-	-	* Pittsburg St.	Wichita	W 33-25
Jan 22	-	-	* Wichita Am. Legion	Wichita (Fairmount)	W 54-15
Jan 28	-	-	* Bethany	Wichita	W 44-26
Feb 03	-	-	* Southwestern (KS)	Wichita	W 24-23
Feb 05	-	at	* Bethel	Newton	W 38-22
Feb 11	-	-	* Friends	Wichita (Fairmount)	W 35-10
Feb 15	-	-	* McPherson	Wichita	W 58-17
Feb 17	-	at	* St. Mary's (KS)	St. Mary's	W 30-19
Feb 18	-	at	* Washburn	Topeka	L 21-29
Feb 19	-	at	* Ottawa	Ottawa	L 23-42
Feb 24	-	-	* Kansas Wesleyan	Wichita	W 30-21
Feb 26	-	-	* Southwestern (KS)	Winfield	W 26-22
Mar 01	-	-	* Ottawa	Wichita	W 26-21
Mar 04	-	at	* Kansas Wesleyan	Salina	W 34-23
Mar 05	-	at	* McPherson	McPherson	W 40-26
Mar 09	-	-	* Friends	Wichita (Fairmount)	W 34-17
Mar 14	-	-	* Bethel	Wichita	W 31-28

= 1st game at Memorial Gymnasium (renamed Henrior Gymnasium in 1926)



LAMAR HOOVER

2nd Term; 1921-23 (also see 1916-18)
Career Record at WSU: 25-11 (Overall: 30-32)

/// 1921-22

Final Record: 12-4 (11-3 KIIAC)

Date	WSU	Opp	Opponent	Location	Result
Jan 17	-	-	* St. John's (KS)	Wichita	W 22-17
Jan 19	-	at	* Bethel	Newton	W 27-23
Jan 23	-	at	* St. John's (KS)	Winfield	L 23-24
Jan 26	-	-	* Bethel	Wichita	W 29-21
Feb 02	-	-	* Sterling	Wichita	W 29-19
Feb 06	-	-	* Bethany	Wichita	W 22-19
Feb 08	-	-	* Friends	Wichita (Fairmount)	W 31-19
Feb 13	-	at	* Southwestern (KS)	Winfield	L 23-36
Feb 15	-	-	* Southwestern (KS)	Wichita	L 18-24
Feb 20	-	at	* Friends	Wichita (Friends)	W 26-19
Feb 22	-	at	* Pittsburg St.	Pittsburg	W 28-23
Feb 23	-	at	* Pittsburg St.	Pittsburg	W 35-22
Mar 02	-	at	* Sterling	Sterling	W 38-21
Mar 15	-	-	* L.A. Athletic Club	Wichita	W 29-17
Mar 20	-	vs.	* Friends	Wichita (Forum)	W 27-21
Mar 21	-	vs.	* Wichita H.S.	Wichita (Forum)	L 28-20

/// 1922-23

Final Record: 13-7 (10-5 KIIAC)

AAU National Tournament -- Third Round

Date	WSU	Opp	Opponent	Location	Result
Jan 08	-	at	- Phillips	Enid, Okla.	L 18-23
Jan 09	-	at	- Phillips	Enid, Okla.	W 24-19
Jan 15	-	-	* St. John's (KS)	Wichita	W 32-20
Jan 18	-	at	* St. John's (KS)	Winfield	W 39-18
Jan 22	-	at	* Emporia St.	Emporia	W 28-27
Jan 23	-	at	* Baker	Baldwin	W 27-19
Jan 21	-	-	* McPherson	Wichita	L 20-29
Feb 05	-	at	* Friends	Friends	W 25-19
Feb 07	-	-	* Emporia St.	Wichita	L 20-27
Feb 12	-	at	* Southwestern (KS)	Winfield	L 14-27
Feb 14	-	-	* Southwestern (KS)	Wichita	L 20-21
Feb 20	-	-	* Ottawa	Wichita	W 43-9
Feb 23	-	-	* Washburn	Wichita	W 35-15
Feb 27	-	at	* McPherson	McPherson	L 19-28
Mar 01	-	-	* Friends	Fairmount	W 28-19
Mar 05	-	at	* Bethel	Newton	W 42-24
Mar 06	-	-	* Bethel	Wichita	W 23-13
Mar 13	-	vs.	n Northern Colorado	Kansas City, Mo.	W 37-17
Mar 14	-	vs.	n Belvedere Un. (Ill.)	Kansas City, Mo.	W 23-19
Mar 15	-	vs.	n Larry Semon Ath. Cl.	Kansas City, Mo.	L 28-32

n = AAU National Tournament (Kansas City, Mo.)



SAM HILL

2 Seasons; 1923-25
Career Record at WSU: 19-21 (.475)

/// 1923-24

Final Record: 10-12 (9-9 KIIAC)

Date	WSU	Opp	Opponent	Location	Result
Jan 04	-	-	- Phillips	Wichita	L 20-24
Jan 05	-	-	- Phillips	Wichita	L 26-27
Jan 11	-	at	* St. John's (KS)	Winfield	L 9-18
Jan 12	-	at	- Chilocco Indian School	Newkirk, Okla.	L 17-18
Jan 16	-	-	* McPherson	Wichita	W 46-25
Jan 18	-	-	* St. John's (KS)	Wichita	W 27-24
Jan 26	-	at	* McPherson	McPherson	L 16-27
Feb 01	-	at	* Bethel	Newton	L 12-20
Feb 02	-	at	* Bethel	Newton	L 24-25
Feb 05	-	-	* Baker	Wichita	W 27-17
Feb 06	-	-	- Chilocco Indian School	Wichita	W 42-20
Feb 09	-	-	* Friends	Wichita (Fairmount)	W 26-14
Feb 12	-	-	* Ottawa	Wichita	W 26-21
Feb 13	-	at	* Southwestern (KS)	Winfield	L 23-24
Feb 18	-	at	* Emporia St.	Emporia	L 31-37
Feb 20	-	-	* Bethel	Wichita	L 22-27
Feb 23	-	-	* Southwestern (KS)	Wichita	L 21-31
Feb 25	-	-	* Bethany	Wichita	W 30-27
Feb 26	-	-	* Col. of Emporia	Wichita	W 30-27
Feb 29	-	at	* Ottawa	Ottawa	W 32-17
Mar 01	-	at	* Col. of Emporia	Emporia	L 17-26
Mar 03	-	at	* Friends	Wichita (Friends)	W 23-10

/// 1924-25

Final Record: 9-9 (6-8 KIIAC)

Date	WSU	Opp	Opponent	Location	Result
Jan 05	-	at	- Northwestern Okla.	Alva, Okla.	L 34-38
Jan 06	-	at	- Northwestern Okla.	Alva, Okla.	W 44-33
Jan 09	-	-	- Northwestern Okla.	Wichita	W 42-31
Jan 10	-	-	- Northwestern Okla.	Wichita	W 47-26
Jan 14	-	-	* Bethel	Wichita	L 28-51
Jan 24	-	at	* Bethel	Newton	L 18-30
Jan 29	-	-	* McPherson	Wichita	L 33-49
Jan 31	-	at	* McPherson	McPherson	W 42-23
Feb 03	-	at	* Friends	Wichita H.S.	W 47-23
Feb 05	-	at	* Baker	Baldwin	L 16-29
Feb 06	-	at	* Ottawa	Ottawa	W 20-15
Feb 13	-	at	* Pittsburg St.	Pittsburg	W 28-23
Feb 14	-	at	* Pittsburg St.	Pittsburg	L 19-23
Feb 18	-	-	* Emporia St.	Wichita	L 26-34
Feb 21	-	at	* Bethany	Lindsborg	W 25-23
Feb 24	-	-	* Friends	Wichita (Fairmount)	W 39-26
Feb 26	-	-	* Southwestern (KS)	Wichita	L 24-50
Mar 02	-	at	* Southwestern (KS)	Winfield	L 26-38



LEONARD UMNUS

3 Seasons; 1925-28
Career Record at WSU: 47-14 (.770)

/// 1925-26

Final Record: 14-6 (11-5 KIIAC)

AAU National Tournament -- Second Round

Date	WSU	Opp	Opponent	Location	Result
Jan 08	-	at	* St. John's (KS)	Winfield	W 34-24
Jan 15	-	at	* St. Benedict's	Atchison	W 39-13
Jan 16	-	at	* St. Mary's (KS)	St. Mary's	W 27-26
Jan 18	-	-	* St. John's (KS)	Wichita	L 14-18
Jan 25	-	-	* McPherson	Wichita	W 47-23
Jan 28	-	-	* Fort Hays St.	Wichita	W 57-26
Jan 29	-	at	* Bethany	Lindsborg	L 23-38
Feb 01	-	-	* Bethel	Wichita	W 42-22
Feb 03	-	at	* Pittsburg St.	Pittsburg	L 29-35
Feb 04	-	at	* Pittsburg St.	Pittsburg	L 27-35
Feb 08	-	-	* Bethany	Wichita	W 30-23
Feb 11	-	-	* Friends	Fairmount	W 50-38
Feb 16	-	at	* Friends	Wichita H.S.	W 43-23
Feb 18	-	-	* Bethel	Newton	W 44-32
Feb 19	-	at	* Emporia St.	Emporia	W 32-31
Feb 23	-	at	* Southwestern (KS)	Winfield	L 16-38
Feb 27	-	-	* Southwestern (KS)	Wichita	W 39-33
Mar 09	-	at	- Southwestern (KS)	Winfield	W 31-26
Mar 15	-	n	n NENBOKC (AAU)	Kansas City, Mo.	W 26-17
Mar 16	-	vs.	n Pittsburg St.	Kansas City, Mo.	L 34-37

n = AAU National Tournament (Kansas City, Mo.)

NENBOKC = New England National Bank of Kansas City (AAU)

/// 1926-27

Final Record: 19-2 (13-1 KIIAC)

AAU National Tournament -- Fourth Round

Date	WSU	Opp	Opponent	Location	Result
Dec 16	-	-	- Northwestern Okla.	Wichita	W 33-18
Dec 30	-	-	- Colorado	Wichita	W 43-17
Jan 12	-	-	* St. John's (KS)	Wichita	W 41-31
Jan 18	-	at	* St. Mary's (KS)	St. Mary's	W 33-25
Jan 20	-	at	* St. John's (KS)	Winfield	W 32-27
Jan 21	-	-	* St. Benedict's	Wichita	W 31-20
Jan 25	-	vs.	* Friends	Wichita H.S.	W 37-29
Jan 29	-	-	* Bethel	Wichita	W 37-27
Feb 01	-	at	* Pittsburg St.	Pittsburg	L 24-37
Feb 07	-	-	* Pittsburg St.	Wichita	W 27-25
Feb 09	-	-	* Sterling	Wichita	W 39-21
Feb 12	-	vs.	* Friends	Wichita H.S.	W 48-31
Feb 15	-	at	* Bethel	Newton	W 36-25
Feb 22	-	at	* Southwestern (KS)	Winfield	W 35-21
Feb 25	-	-	* Emporia St.	Wichita	W 30-27
Mar 01	-	-	* Southwestern (KS)	Wichita	W 37-33
Mar 15	-	vs.	n OKC Sterling Milk	Kansas City, Mo.	W 54-29
Mar 16	-	vs.	n Canton (Ill.) A.L.	Kansas City, Mo.	W 35-29
Mar 17	-	vs.	n St. Joe (Mo.) Boosters	Kansas City, Mo.	W 37-26
Mar 18	-	vs.	n Kenosha (Wis.)	Kansas City, Mo.	L 33-36
Mar 19	-	vs.	n Washburn	Kansas City, Mo.	W 31-28

n = AAU National Tournament (Kansas City, Mo.)

/// 1927-28

Final Record: 14-6 (8-4 CIIAC)

AAU National Tournament -- Third Round

Date	WSU	Opp	Opponent	Location	Result
Dec 19	-	-	- Northwestern Okla.	Wichita	W 46-35
Dec 20	-	-	- Northwestern Okla.	Wichita	W 51-31
Jan 07	-	-	- Oklahoma City	Wichita	W 42-13
Jan 10	-	at	* Washburn	Topeka	L 26-34
Jan 11	-	at	- KC Cook Paint	Kansas City	L 26-46
Jan 18	-	at	* Pittsburg St.	Pittsburg	W 31-27
Jan 24	-	-	* Col. of Emporia	Wichita	W 42-21
Jan 28	-	at	* Fort Hays St.	Hays	L 20-33
Feb 03	-	-	* Emporia St.	Wichita	W 36-24
Feb 06	-	at	* Col. of Emporia	Emporia	W 44-31
Feb 07	-	at	* Emporia St.	Emporia	L 21-25
Feb 10	-	-	* Pittsburg St.	Wichita	L 40-42
Feb 21	-	-	* Washburn	Wichita	W 36-23
Feb 24	-	-	* Southwestern (KS)	Wichita	W 31-21
Feb 28	-	-	* Fort Hays St.	Wichita	W 36-30
Mar 01	-	at	* Southwestern (KS)	Winfield	W 30-18
Mar 08	-	vs.	n Wichita Elks	Cathedral (Okla.) H.S.	W 39-17
Mar 12	-	vs.	n Comar Oilers	Kansas City, Mo.	W 35-21
Mar 13	-	vs.	n Omaha K of C	Kansas City, Mo.	W 35-24
Mar 14	-	vs.	n McPherson	Kansas City, Mo.	L 30-40

n = AAU National Tournament (Kansas City, Mo.)



ALL-TIME RESULTS



GENE JOHNSON

5 Seasons; 1928-33
Career Record at WSU: 75-24 (.758)

/// 1928-29

Final Record: 16-6 (9-3 CIC)

Date	WSU	Opp	Opponent	Location	Result
Dec 20	-	-	Central Oklahoma	Wichita	W 38-16
Jan 04	-	-	Northwestern Okla.	Wichita	W 36-33
Jan 05	-	-	Northwestern Okla.	Wichita	W 43-27
Jan 10	-	-	Washburn	Wichita	L 27-28
Jan 16	-	at	* Col. of Emporia	Emporia	W 46-19
Jan 18	-	at	* Fort Hays St.	Hays	W 26-25
Jan 28	-	at	* Washburn	Topeka	L 20-23
Jan 29	-	at	* Pittsburg St.	Pittsburg	L 26-32
Feb 05	-	-	* Pittsburg St.	Wichita	W 38-27
Feb 07	-	vs.	Friends	Wichita H.S.	L 28-31
Feb 11	-	-	* Emporia St.	Wichita	W 35-29
Feb 15	-	vs.	Friends	Wichita H.S.	W 35-20
Feb 16	-	-	Wichita Henry's	Forum	L 21-32
Feb 19	-	-	* Southwestern (KS)	Wichita	W 26-25
Feb 21	-	-	* Fort Hays St.	Wichita	W 35-15
Feb 25	-	-	* Col. of Emporia	Wichita	W 54-23
Feb 28	-	at	* Emporia St.	Emporia	W 38-24
Mar 04	-	at	* Southwestern (KS)	Winfield	W 33-22
Mar 06	-	vs.	t St. John's (KS)	Winfield	W 38-18
Mar 07	-	vs.	t Pittsburg St.	Winfield	W 28-25
Mar 08	-	vs.	t Emporia St.	Winfield	W 24-18
Mar 09	-	at	t Southwestern (KS)	Winfield	L 23-29

t - Southwestern Intercollegiate Tournament

/// 1929-30

Final Record: 14-4 (9-3 CIC)

Date	WSU	Opp	Opponent	Location	Result
Jan 02	-	-	Fal YMCA-Mexico City	Wichita	W 41-27
Jan 03	-	at	Phillips	Enid, Okla.	W 27-24
Jan 04	-	at	Oklahoma Baptist	Shawnee, Okla.	W 37-26
Jan 09	-	at	Oklahoma City	Okla. City, Okla.	W 39-29
Jan 11	-	at	* Fort Hays St.	Hays	W 36-21
Jan 16	-	-	Phillips	Wichita	L 28-34
Jan 28	-	-	* Pittsburg St.	Wichita	L 46-55
Jan 30	-	-	* Fort Hays St.	Wichita	W 47-17
Feb 01	-	at	* Washburn	Topeka	W 63-24
Feb 04	-	at	Friends	Wichita (North HS)	W 49-30
Feb 07	-	-	* Emporia St.	Emporia	W 37-27
Feb 08	-	-	* Col. of Emporia	Emporia	W 48-25
Feb 11	-	at	* Pittsburg St.	Pittsburg	L 36-44
Feb 14	-	at	* Southwestern (KS)	Winfield	W 41-26
Feb 18	-	-	* Col. of Emporia	Wichita	W 54-21
Feb 22	-	-	* Washburn	Wichita	W 43-37
Feb 25	-	-	* Emporia St.	Wichita	W 40-30
Feb 27	-	-	* Southwestern (KS)	Wichita	L 26-27

/// 1930-31

Final Record: 18-5 (9-3 CIC)

Date	WSU	Opp	Opponent	Location	Result
Dec 15	-	-	Phillips	Wichita	W 39-23
Jan 01	-	at	Bethel	Newton	L 22-23
Jan 06	-	-	Tulsa	Wichita	L 30-32
Jan 09	-	at	* Washburn	Topeka	W 29-22
Jan 10	-	at	* Fort Hays St.	Hays	W 24-23
Jan 13	-	-	* Col. of Emporia	Wichita	W 27-24
Jan 14	-	at	Bethany	Lindsborg	W 19-16
Jan 15	-	at	Tulsa	Tulsa, Okla.	W 28-26 OT
Jan 24	-	at	* Pittsburg St.	Pittsburg	L 17-22
Jan 26	-	at	Phillips	Enid, Okla.	W 29-26
Jan 28	-	-	Bethany	Wichita	W 18-16
Feb 05	-	-	* Washburn	Wichita	L 23-25
Feb 07	-	-	* Southwestern (KS)	Wichita	W 32-17
Feb 12	-	at	* Emporia St.	Emporia	W 40-28
Feb 13	-	at	* Col. of Emporia	Emporia	W 23-18
Feb 16	-	-	* Emporia St.	Wichita	W 31-30
Feb 20	-	-	* Fort Hays St.	Wichita	W 41-26
Feb 24	-	-	* Pittsburg St.	Wichita	L 19-21
Feb 27	-	-	* Southwestern (KS)	Winfield	W 26-16
Mar 02	-	at	Friends	Wichita (East HS)	W 46-33
Mar 05	-	vs.	t Oklahoma City	Winfield	W 33-21
Mar 06	-	vs.	t Central Oklahoma	Winfield	W 40-28
Mar 07	-	vs.	t NW Missouri St.	Winfield	W 27-23

t - Southwestern Intercollegiate Tournament

/// 1931-32

Final Record: 12-7 (7-5 CIC)

Date	WSU	Opp	Opponent	Location	Result
Dec 14	-	-	Northwestern Okla.	Wichita	W 26-19
Dec 19	-	-	McPherson	Wichita	W 47-18
Dec 21	-	at	Northwestern Okla.	Alva, Okla.	W 47-28
Dec 22	-	at	Northwestern Okla.	Alva, Okla.	W 30-25

Dec 31	-	at	NW Missouri St.	Marysville, Mo.	L 23-25
Jan 01	-	at	NW Missouri St.	Marysville, Mo.	L 17-20
Jan 06	-	-	* Washburn	Wichita	W 27-26
Jan 09	-	at	* Fort Hays St.	Hays	W 31-26
Jan 15	-	at	* Southwestern (KS)	Winfield	W 37-15
Jan 25	-	at	Bethel	Newton	W 42-21
Jan 30	-	-	* Pittsburg St.	Wichita	W 38-36
Feb 02	-	at	* Emporia St.	Emporia	L 31-32
Feb 06	-	-	* Fort Hays St.	Wichita	L 25-28
Feb 09	-	-	* Col. of Emporia	Wichita	W 46-20
Feb 13	-	at	* Washburn	Topeka	L 29-35
Feb 15	-	at	* Pittsburg St.	Pittsburg	L 28-34
Feb 23	-	-	* Southwestern (KS)	Wichita	W 42-23
Feb 26	-	at	* Col. of Emporia	Emporia	L 27-43
Feb 27	-	-	* Emporia St.	Wichita	W 40-38 ot

/// 1932-33

Final Record: 14-2 (10-2 CIC)
CIC Champions

Date	WSU	Opp	Opponent	Location	Result
Dec 17	-	-	* Kansas St.	Wichita	W 29-27
Jan 04	-	-	* Washburn	Wichita	W 61-39
Jan 07	-	at	* Fort Hays St.	Hays	W 60-43
Jan 11	-	at	* Pittsburg St.	Pittsburg	L 22-52
Jan 12	-	-	Fal YMCA-Mexico City	Wichita	W 47-32
Jan 17	-	-	* Southwestern (KS)	Wichita	W 45-33
Jan 27	-	-	* Col. of Emporia	Wichita	W 51-39
Jan 30	-	at	Friends	Friends	W 52-19
Jan 31	-	at	Bethel	Newton	W 51-29
Feb 04	-	-	* Fort Hays St.	Wichita	W 44-35
Feb 09	-	at	* Emporia St.	Emporia	W 63-23
Feb 10	-	at	* Col. of Emporia	Emporia	L 46-48
Feb 14	-	at	* Washburn	Topeka	W 51-23
Feb 18	-	-	* Pittsburg St.	Wichita	W 38-35
Feb 25	-	-	* Emporia St.	Wichita	W 52-31
Feb 27	-	at	* Southwestern (KS)	Winfield	W 39-31



LINDSAY AUSTIN

2 Seasons; 1933-35
Career Record at WSU: 7-13 (.350)

/// 1933-34

NCA Suspension; 20-13 record vs. AAU & industrial league teams

/// 1934-35

Final Record: 7-13 (4-4 CIC)

Date	WSU	Opp	Opponent	Location	Result
Dec 12	-	at	Oklahoma St.	Stillwater, Okla.	L 17-24
Dec 18	-	-	Oklahoma St.	Wichita	L 22-29
Dec 19	-	-	Washburn	Wichita	W 33-22
Dec 27	-	at	Phillips	Enid, Okla.	L 22-32
Dec 28	-	at	Oklahoma City	Okla. City, Okla.	L 46-52 ot
Dec 31	-	vs.	t Midland (Neb.)	Winfield	L 23-27
Jan 01	-	vs.	t Northwestern Okla.	Winfield	L 36-37
Jan 02	-	vs.	t Drury	Winfield	L -
Jan 03	-	vs.	t Doane	Winfield	W 31-45
Jan 08	-	-	* Kansas St.	Wichita	W 50-34
Jan 10	-	-	Phillips	Wichita	L 18-30
Jan 15	-	-	* Southwestern (KS)	Wichita	L 28-44
Jan 18	-	at	Washburn	Topeka	L 31-32
Jan 26	-	-	* Emporia St.	Wichita	W 27-25
Feb 02	-	at	* Fort Hays St.	Hays	L 25-39
Feb 05	-	at	* Southwestern (KS)	Winfield	W 30-27
Feb 09	-	-	* Pittsburg St.	Wichita	L 19-28
Feb 12	-	at	* Emporia St.	Emporia	L 18-43
Feb 16	-	-	* Fort Hays St.	Wichita	W 24-23
Feb 19	-	at	* Pittsburg St.	Pittsburg	W 36-30

t - Southwestern Invitational (Winfield, Kan.)



BILL HENNIGH

6 Seasons; 1935-41
Career Record at WSU: 59-56 (.513)

/// 1935-36

Final Record: 12-12 (8-8 CIC)

Date	WSU	Opp	Opponent	Location	Result
Dec 13	-	at	Friends	Wichita (Friends)	W 52-19
Dec 14	-	-	Tulsa	Wichita	W 29-21
Dec 17	-	-	Southern Cal	Wichita	L 37-40
Dec 18	-	at	* Pittsburg St.	Pittsburg	L 32-34
Dec 19	-	at	* Pittsburg St.	Pittsburg	L 18-40
Jan 02	-	-	Oklahoma	Wichita	L 37-40
Jan 09	-	at	* Emporia St.	Emporia	W 46-28
Jan 10	-	at	* Emporia St.	Emporia	W 34-27

Jan 11	-	at	Washburn	Topeka	W 34-29
Jan 17	-	-	* Fort Hays St.	Wichita	W 38-36
Jan 18	-	-	* Fort Hays St.	Wichita	W 44-41
Jan 31	-	at	* Southwestern (KS)	Winfield	L 32-41
Feb 03	-	-	* Pittsburg St.	Wichita	W 34-33
Feb 04	-	-	* Pittsburg St.	Wichita	W 43-40
Feb 07	-	-	* Southwestern (KS)	Wichita	L 28-35
Feb 11	-	at	* Southwestern (KS)	Winfield	L 22-35
Feb 13	-	-	* Emporia St.	Wichita	W 34-33
Feb 14	-	-	* Emporia St.	Wichita	W 48-31
Feb 15	-	-	Washburn	Wichita	W 44-32
Feb 22	-	at	Phillips	Enid, Okla.	L 21-38
Feb 28	-	at	* Fort Hays St.	Hays	L 31-39
Feb 29	-	at	* Fort Hays St.	Hays	L 30-35
Mar 03	-	-	Phillips	Wichita	L 32-33 ot
Mar 07	-	-	* Southwestern (KS)	Wichita	L 25-34

/// 1936-37

Final Record: 9-12 (5-7 CIC)

Date	WSU	Opp	Opponent	Location	Result
Dec 12	-	at	Oklahoma	Norman, Okla.	L 27-36
Dec 17	-	at	St. Louis	St. Louis, Mo.	L 24-26
Dec 19	-	at	Washburn	Topeka	L 25-27
Dec 23	-	-	Drake	Wichita	W 42-38 ot
Jan 02	-	at	Colorado College	Colo. Springs	W 42-38
Jan 09	-	-	* Southwestern (KS)	Wichita	L 32-45
Jan 13	-	at	* Pittsburg St.	Pittsburg	L 34-39
Jan 16	-	-	Washburn	Wichita	W 27-24
Jan 25	-	at	* Southwestern (KS)	Winfield	L 35-46
Jan 29	-	at	* Fort Hays St.	Hays	L 23-36
Jan 30	-	at	* Fort Hays St.	Hays	L 32-34
Feb 03	-	-	Saint Louis	Wichita	W 32-31
Feb 06	-	-	* Washburn	Wichita	W 36-29
Feb 08	-	at	* Emporia St.	Emporia	W 39-25
Feb 09	-	at	* Emporia St.	Emporia	W 32-28
Feb 16	-	-	* Pittsburg St.	Wichita	W 29-22
Feb 17	-	-	* Pittsburg St.	Wichita	W 41-29
Feb 20	-	at	Oklahoma City	Okla. City, Okla.	L 38-50
Feb 25	-	-	* Fort Hays St.	Wichita	L 32-43
Mar 01	-	-	Oklahoma City	Wichita	L 32-39
Mar 05	-	-	* Southwestern (KS)	Wichita	L 36-43

/// 1937-38

Final Record: 10-13 (5-7 CIC)

Date	WSU	Opp	Opponent	Location	Result
Dec 09	-	-	Friends	Wichita (Friends)	W 37-22
Dec 11	-	at	Washburn	Topeka	L 30-34
Dec 13	-	at	Benedictine	Atchison	W 43-26
Dec 14	-	at	Drake	Des Moines, Iowa	L 28-36
Dec 16	-	at	DePaul	Chicago, Ill.	L 21-36
Dec 17	-	at	Illinois St.	Normal, Ill.	L 27-41
Dec 18	-	at	Illinois College	Jacksonville, Ill.	W 38-33
Dec 23	-	-	Colorado College	Wichita	L 25-29
Jan 01	-	-	McPherson	Wichita	W 35-26
Jan 05	-	at	* Southwestern (KS)	Winfield	L 23-39
Jan 07	-	-	Benedictine	Wichita	L 44-45
Jan 14	-	-	* Fort Hays St.	Wichita	W 39-38 ot
Jan 15	-	-	* Fort Hays St.	Wichita	L 33-49
Jan 27	-	-	Friends	Wichita (Henrion)	W 54-29
Feb 01	-	at	* Emporia St.	Emporia	W 39-33
Feb 05	-	-	* Southwestern (KS)	Wichita	L 23-40
Feb 09	-	at	* Pittsburg St.	Pittsburg	W 36-33
Feb 10	-	at	* Pittsburg St.	Pittsburg	L 28-32
Feb 15	-	-	* Pittsburg St.	Wichita	W 41-35
Feb 18	-	-	* Emporia St.	Wichita	W 44-40
Feb 19	-	-	* Emporia St.	Wichita	L 51-53 ot
Feb 26	-	at	* Fort Hays St.	Hays	L 26-33
Mar 03	-	at	* Southwestern (KS)	Winfield	L 25-43

/// 1938-39

Final



ALL-TIME RESULTS

/// 1939-40

Final Record: 10-8 (5-5 CIC)

Date	WSU	Opp	Opponent	Location	Result
Dec 15	-	at	Northern Colorado	Greeley, Colo.	L 30-36
Dec 18	-	at	Colorado College	Colo. Springs	W 36-32
Dec 19	-	at	Colorado St.	Ft. Collins, Colo.	L 49-50
Dec 23	-	-	Morningside (IA)	Wichita	W 35-23
Jan 01	-	at	Friends	Wichita (North HS)	W 38-34
Jan 04	-	at	Sterling	Sterling	W 46-31
Jan 13	-	-	Southwestern (KS)	Wichita	W 24-14
Jan 15	-	-	Fal YMCA-Mexico City	Wichita	W 46-13
Jan 20	-	at	Fort Hays St.	Hays	W 30-27
Jan 27	-	-	Friends	Wichita (Henrion)	L 25-26
Feb 02	-	-	Benedictine	Wichita	W 45-44
Feb 07	-	-	Pittsburg St.	Wichita	L 27-43
Feb 10	-	-	Fort Hays St.	Wichita	L 30-31
Feb 14	-	-	Emporia St.	Wichita	W 40-27
Feb 19	-	at	Benedictine	Atchison	L 32-37
Feb 23	-	at	Southwestern (KS)	Winfield	L 27-50
Feb 27	-	at	Emporia St.	Emporia	L 37-50
Mar 01	-	at	Pittsburg St.	Pittsburg	W 34-32

/// 1940-41

Final Record: 9-11

Date	WSU	Opp	Opponent	Location	Result
Dec. 11	-	-	Baker	Wichita	L 25-34
Dec. 14	-	-	Central Missouri	Wichita	L 38-45
Dec. 17	-	-	Marshall	Wichita	W 36-33
Dec. 20	-	-	Washburn	Wichita	W 36-34
Dec. 26	-	vs.	t Emporia St.	Topeka	W 29-22
Dec. 27	-	vs.	t NW Missouri St.	Topeka	L 36-30
Dec. 28	-	vs.	t Benedictine	Topeka	W 48-25
Jan. 4	-	-	NW Missouri St.	Wichita	L 15-41
Jan. 10	-	at	Benedictine	Atchison	L 27-29
Jan. 11	-	at	NW Missouri St.	Marysville, Mo.	L 23-46
Jan. 13	-	at	Central Missouri	Warrensburg, Mo.	L 26-42
Jan. 18	-	-	Friends	Wichita (Henrion)	W 47-29
Jan. 30	-	-	Emporia St.	Wichita	W 49-43
Feb. 3	-	-	Kansas	Wichita	L 39-54
Feb. 8	-	at	Southwestern (KS)	Winfield	L 36-60
Feb. 15	-	-	Benedictine	Wichita	W 46-36
Feb. 18	-	-	Emporia St.	Emporia	W 52-45
Feb. 22	-	at	Friends	Wichita (North HS)	W 45-31
Feb. 25	-	-	Southwestern (KS)	Wichita	L 37-46
Feb. 28	-	at	Washburn	Topeka	L 34-38

t - Sunflower Invitational (Topeka, Kan.)



JACK STERETT

1 Season; 1941-42
Career Record at WSU: 4-16 (.200)

/// 1941-42

Final Record: 4-16

Date	WSU	Opp	Opponent	Location	Result
Dec. 12	-	at	Missouri St.	Springfield, Mo.	L 32-49
Dec. 13	-	at	Western Kentucky	Bowling Green, Ky.	L 9-36
Dec. 15	-	at	Marshall	Huntington, W. Va.	L 24-60
Dec. 16	-	at	Morehead St.	Morehead, Ky.	L 33-49
Dec. 17	-	at	Dayton	Dayton, Ohio	L 19-42
Dec. 23	-	-	Oklahoma St.	Wichita	L 17-30
Dec. 31	-	vs.	t NW Missouri St.	Emporia	L 13-18
Jan. 1	-	vs.	t Drury	Emporia	L 23-25
Jan. 2	-	vs.	t Sterling	Emporia	L 25-28
Jan. 6	-	at	Emporia St.	Emporia	L 41-49
Jan. 8	-	at	Friends	Wichita (North HS)	W 35-32
Jan. 16	-	at	Southwestern (KS)	Winfield	L 24-50
Jan. 29	-	-	Friends	Wichita (Henrion)	W 35-29
Feb. 2	-	-	Kansas	Wichita	L 37-56
Feb. 6	-	-	Washburn	Wichita	W 30-26
Feb. 10	-	-	Emporia St.	Wichita	L 35-47
Feb. 14	-	-	Southwestern (KS)	Wichita	L 31-56
Feb. 19	-	at	Benedictine	Atchison	L 28-47
Feb. 20	-	at	Washburn	Topeka	L 35-36
Feb. 28	-	-	Benedictine	Wichita	W 45-41

t - Emporia Invitational (Emporia, Kan./ Emporia Civic Center)



MEL BINFORD

5 Seasons; 1942-43 & 1944-48
Career Record at WSU: 60-52 (.536)

/// 1942-43

Final Record: 12-7

Date	WSU	Opp	Opponent	Location	Result
Dec 08	-	-	Sterling	Wichita	W 47-13
Dec 11	-	at	Missouri St.	Springfield, Mo.	L 39-48
Dec 12	-	at	Drury	Springfield, Mo.	L 30-37
Dec 14	-	at	Camp Crowder	Camp Crowder, Mo.	W 45-30
Dec 18	-	-	Oklahoma St.	Wichita	L 22-31
Dec 23	-	-	Missouri St.	Wichita	W 51-39
Dec 30	-	-	Ottawa	Wichita	W 42-35
Jan 05	-	at	Emporia St.	Emporia	W 42-35
Jan 07	-	-	Washburn	Wichita	W 38-31
Jan 19	-	at	Southwestern (KS)	Winfield	L 24-34
Jan 21	-	-	Oklahoma	Wichita	L 39-69
Jan 23	-	at	Friends	Wichita (North HS)	W 43-22
Jan 25	-	-	Emporia St.	Wichita	W 45-30
Jan 29	-	at	St. Benedict's	Atchison	W 38-24
Jan 30	-	at	Rockhurst	Kansas City, Mo.	W 32-31
Feb 02	-	-	Southwestern (KS)	Wichita	L 28-40
Feb 13	-	-	Friends	Wichita (Henrion)	W 74-22
Feb 20	-	at	Washburn	Topeka	L 38-40
Feb 27	-	-	St. Benedict's	Wichita	W 41-34

/// 1943-44

No Team -- World War II

/// 1944-45

Final Record: 14-6

NAIA National Tournament Qualifier

Date	WSU	Opp	Opponent	Location	Result
Dec 15	-	-	Bethany	Wichita	W 39-19
Dec 20	-	at	McPherson	McPherson	W 40-33
Jan 02	-	at	Great Bend AAF	Great Bend	L 33-49
Jan 09	-	at	Washburn	Topeka	L 35-50
Jan 12	-	at	Phillips	Enid, Okla.	W 41-38
Jan 19	-	-	Washburn	Wichita	L 32-55
Jan 26	-	-	Phillips	Wichita	W 53-42
Jan 27	-	at	Herington AAF	Herington	L 44-61
Jan 30	-	-	McPherson	Wichita	W 50-41
Feb 02	-	-	Emporia St.	Wichita	W 49-19
Feb 03	-	at	Wentworth Acad.	Kansas City, Mo.	W 56-21
Feb 05	-	at	Baker	Baldwin	W 41-34
Feb 13	-	-	Great Bend AAF	Wichita	W 53-45
Feb 19	-	at	Wentworth Acad.	Wichita	W 65-31
Feb 21	-	at	Emporia St.	Emporia	W 53-10
Feb 23	-	-	Herington AAF	Wichita	W 49-48
Feb 26	-	-	Baker	Wichita	W 69-23
Feb 28	-	at	Herington AAF	El Dorado	L 27-46
Mar 05	-	at	Bethany	Lindsborg	W 52-28
Mar 13	-	vs.	n West Texas A&M	Kansas City, Mo.	L 43-54

n - NAIA National Tournament (Kansas City, Mo./ Municipal Auditorium)

/// 1945-46

Final Record: 14-9 (6-4 MVC)

NAIA National Tournament Qualifier

Date	WSU	Opp	Opponent	Location	Result
Nov 30	-	at	Hutchinson NAS	Hutchinson	L 45-46
Dec 07	-	-	Central Missouri	Wichita	L 44-54
Dec 11	-	-	Southwestern (KS)	Wichita	W 40-27
Dec 15	-	at	Phillips	Enid, Okla.	W 39-32
Dec 18	-	at	Washburn	Topeka	L 33-38
Dec 19	-	at	Central Missouri	Warrensburg, Mo.	L 38-42
Jan 03	-	-	Northwestern Okla.	Wichita	W 50-30
Jan 05	-	at	* Creighton	Omaha, Neb.	W 33-32
Jan 07	-	at	* Drake	Des Moines, Iowa	W 55-41
Jan 11	-	-	* Phillips	Wichita	W 73-36
Jan 15	-	at	* Oklahoma St.	Stillwater, Okla.	L 41-52
Jan 19	-	at	* Saint Louis	St. Louis, Mo.	L 42-60
Jan 21	-	at	* Washington (Mo.)	St. Louis, Mo.	L 35-48
Jan 28	-	-	Hutchinson NAS	Wichita	W 49-45
Feb 02	-	-	* Drake	Wichita	W 56-42
Feb 05	-	at	* Tulsa	Tulsa, Okla.	W 42-35
Feb 07	-	-	Washburn	Wichita	W 46-28
Feb 09	-	-	* Tulsa	Wichita	W 33-29
Feb 15	-	at	Southwestern (KS)	Winfield	W 46-44
Feb 19	-	-	Central Oklahoma	Wichita	W 41-27
Feb 26	-	-	* Oklahoma St.	Wichita	L 24-35
Mar 01	-	-	* Creighton	Wichita	W 61-47
Mar 11	-	vs.	n Culver-Stockton	Kansas City, Mo.	L 51-55

* - Missouri Valley Conference game

n - NAIA National Tournament (Kansas City, Mo./ Municipal Auditorium)

/// 1946-47

Final Record: 8-17 (2-10 MVC)

Date	WSU	Opp	Opponent	Location	Result
Dec 06	-	-	Col. of Emporia	Wichita	W 56-30
Dec 13	-	-	Emporia St.	Wichita	W 49-36
Dec 16	-	at	Col. of Emporia	Emporia	W 62-21
Dec 19	-	at	Oklahoma City	Okla. City, Okla.	W 56-41
Dec 26	-	-	Kansas St.	Wichita	L 41-48
Dec 31	-	vs.	t Phillips	Emporia	W 41-34
Jan 01	-	at	t Emporia St.	Emporia	L 32-39

Jan 02	-	vs.	t Dakota Wesleyan	Emporia	L 35-37
Jan 07	-	-	Oklahoma City	Wichita	W 74-34
Jan 10	-	at	* Creighton	Omaha, Neb.	L 38-44
Jan 11	-	at	* Drake	Des Moines, Iowa	L 37-67
Jan 14	-	-	Southwestern (KS)	Wichita	L 41-43
Jan 17	-	-	* Oklahoma St.	Wichita	L 38-47
Jan 24	-	-	* Tulsa	Wichita	L 34-35
Jan 31	-	at	* Washington (Mo.)	St. Louis, Mo.	L 41-42
Feb 01	-	at	* Saint Louis	St. Louis, Mo.	L 32-65
Feb 05	-	at	* Emporia St.	Emporia	L 34-48
Feb 07	-	-	* Saint Louis	Wichita	L 40-49
Feb 14	-	-	* Drake	Wichita	L 30-39
Feb 18	-	at	* Oklahoma St.	Stillwater, Okla.	L 28-57
Feb 21	-	at	* Tulsa	Tulsa, Okla.	W 29-23
Feb 24	-	at	* Kansas St.	Manhattan	L 41-60
Feb 28	-	-	* Washington (Mo.)	Wichita	W 58-43
Mar 03	-	at	* Southwestern (KS)	Winfield	L 31-41
Mar 06	-	-	* Creighton	Wichita	L 43-51

* - Missouri Valley Conference game

t - Emporia Invitational (Emporia, Kan./ Emporia Civic Auditorium)

/// 1947-48

Final Record: 12-13 (1-9 MVC)

Date	WSU	Opp	Opponent	Location	Result
Dec 02	-	-	Culver-Stockton	Wichita	W 47-35
Dec 06	-	at	Emporia St.	Emporia	W 42-37
Dec 13	-	-	Baylor	Wichita	L 43-52
Dec 18	-	at	Culver-Stockton	Canton, Mo.	W 45-43
Dec 19	-	at	Central Missouri	Warrensburg, Mo.	W 46-40
Dec 27	-	-	Central Missouri	Wichita	W 37-33
Dec 31	-	vs.	t Colorado Mines	Emporia	W 67-33
Jan 01	-	vs.	t Miami (Ohio)	Emporia	W 65-51
Jan 02	-	at	t Emporia St.	Emporia	W 52-35
Jan 08	-	-	* Drake	Wichita	L 41-43
Jan 10	-	-	* Creighton	Wichita	L 30-40
Jan 17	-	-	* Tulsa	Wichita	L 44-45
Jan 24	-	-	* Emporia St.	Wichita	L 42-57
Jan 26	-	at	* Oklahoma St.	Stillwater, Okla.	L 22-60
Jan 27	-	at	* Tulsa	Tulsa, Okla.	W 54-48
Jan 31	-	-	Southwestern (KS)	Wichita	W 65-37
Feb 07	-	-	* St. Louis	Wichita	L 41-52
Feb 14	-	at	* Drake	Des Moines, Iowa	L 46-48
Feb 16	-	at	* Creighton	Omaha, Neb.	L 28-31
Feb 21	-	-	* Oklahoma St.	Wichita	L 29-41
Feb 23	-	at	Washburn	Topeka	L 40-42
Feb 28	-	-	Washburn	Wichita	W 90-64
Mar 01	-	at	Southwestern (KS)	Winfield	W 64-56
Mar 04	-	at	* St. Louis	St. Louis, Mo.	L 44-63
Mar 06	-	at	Bradley	Peoria, Ill.	L 62-72

* - Missouri Valley Conference game

t - Emporia Invitational (Emporia, Kan./ Emporia Civic Auditorium)



KEN GUNNING

3 Seasons; 1948-51
Career Record at WSU: 26-49 (.347)

/// 1948-49

Final Record: 10-16 (3-7 MVC)

Date	WSU	Opp	Opponent	Location	Result
Dec 04	-	at	Central Missouri	Warrensburg, Mo.	L 44-58
Dec 11	-	-	Trinity (Texas)	Wichita	W 73-39
Dec 16	-	at	Colorado St.	Ft. Collins, Colo.	W 50-42
Dec 17	-	at	Wyoming	Laramie, Wyo.	L 42-64
Dec 18	-	at	Wyoming	Laramie, Wyo.	W 42-38
Dec 20	-	at	Regis	Denver, Colo.	W 42-40
Dec 23	-	-	Emporia St.	Wichita	L 48-60
Dec 30	-	vs.	t Utah St.	Emporia	L 39-43
Dec 31	-	vs.	t Centenary	Emporia	W 45-42
Jan 01	-	-	Centenary	Wichita	L 45-51
Jan 03	-	at	Emporia St.	Emporia	L 43-45
Jan 08	-	-	Fort Hays St.	Wichita	W 59-51
Jan 15					



ALL-TIME RESULTS

1949-50

Final Record: 7-17 (1-11 MVC)

Date	WSU	Opp	Opponent	Location	Result
Dec 03	-	-	Phillips	Wichita	W 57-48
Dec 06	-	-	West Texas A&M	Wichita	W 67-61
Dec 10	-	-	Oklahoma City	Wichita	W 51-37
Dec 15	-	at	Phillips	Enid, Okla.	W 58-37
Dec 20	-	-	TCU	Wichita	W 65-48
Dec 22	-	-	Creighton	Wichita	W 70-53
Dec 27	-	at	TCU	Ft. Worth, Texas	L 22-54
Dec 28	-	at	Rice	Houston, Texas	L 66-72
Dec 30	-	at	Houston	Houston, Texas	L 66-72
Jan 07	-	-	* Oklahoma St.	Wichita	W 38-37
Jan 10	-	at	* Tulsa	Tulsa, Okla.	L 36-42
Jan 14	-	-	* Detroit	Wichita	L 52-53 OT
Jan 17	-	at	* Saint Louis	St. Louis, Mo.	L 60-73
Jan 18	-	at	Missouri	Columbia, Mo.	L 45-70
Jan 20	-	at	Creighton	Omaha, Neb.	L 58-71
Jan 28	-	-	* Drake	Wichita	L 64-72
Jan 30	-	at	Oklahoma City	Oklahoma City, Okla.	L 41-46
Feb 04	-	at	* Detroit	Detroit, Mich.	L 47-61
Feb 06	-	at	3 * Bradley	Peoria, Ill.	L 49-61
Feb 11	-	-	* Tulsa	Wichita	L 40-44
Feb 14	-	at	18 * Saint Louis	Wichita	L 54-61
Feb 18	-	at	2 * Bradley	Wichita	L 56-68
Feb 21	-	at	* Oklahoma St.	Stillwater, Okla.	L 40-59
Feb 25	-	at	* Drake	Des Moines, Iowa	L 61-79

* = Missouri Valley Conference game

1950-51

Final Record: 9-16 (5-9 MVC)

Date	WSU	Opp	Opponent	Location	Result
Dec 05	-	-	Oklahoma Baptist	Wichita	W 53-45
Dec 07	-	-	Utah St.	Wichita	L 50-56
Dec 12	-	at	Kansas St.	Manhattan	L 42-73
Dec 15	-	-	New Mexico St.	Wichita	L 57-61
Dec 21	-	-	Phillips	Wichita	W 83-52
Dec 23	-	at	* Houston	Houston, Texas	L 74-86
Dec 29	-	at	Creighton	Omaha, Neb.	W 74-57
Jan 04	-	-	Oklahoma City	Wichita	L 43-48
Jan 06	-	-	* Tulsa	Wichita	W 51-44
Jan 08	-	at	2 * Oklahoma St.	Stillwater, Okla.	L 45-64
Jan 16	-	at	Missouri	Columbia, Mo.	L 42-61
Jan 17	-	at	Missouri	Columbia, Mo.	L 38-46
Jan 20	-	-	3 * Bradley	Wichita	L 61-76
Jan 23	-	-	Creighton	Wichita	W 75-62
Jan 27	-	-	* Houston	Wichita	W 69-68
Jan 30	-	-	* Drake	Wichita	W 64-45
Feb 03	-	-	* Detroit	Wichita	W 65-58
Feb 06	-	-	8 * Saint Louis	Wichita	L 48-49
Feb 10	-	at	* Detroit	Detroit, Mich.	L 60-78
Feb 12	-	at	5 * Bradley	Peoria, Ill.	L 44-65
Feb 17	-	at	5 * Saint Louis	St. Louis, Mo.	L 53-83
Feb 19	-	at	* Drake	Des Moines, Iowa	W 68-67
Feb 24	-	-	2 * Oklahoma St.	Wichita	L 50-61
Feb 27	-	at	* Tulsa	Tulsa, Okla.	L 49-58
Feb 28	-	at	Oklahoma City	Oklahoma City	L 45-52

* = Missouri Valley Conference game



RALPH MILLER

13 Seasons; 1951-64
Career Record at WSU: 220-133 (.623)

1951-52

Final Record: 11-19 (2-8 MVC)

Date	WSU	Opp	Opponent	Location	Result
Dec 01	-	at	Colorado	Boulder, Colo.	L 55-62
Dec 04	-	-	Baylor	Wichita	W 93-59
Dec 05	-	-	Creighton	Wichita	W 100-63
Dec 15	-	at	4 * Saint Louis	St. Louis, Mo.	L 45-71
Dec 17	-	at	New Mexico	Albuquerque, N.M.	W 84-58
Dec 18	-	at	Arizona	Tucson, Ariz.	L 61-73
Dec 19	-	at	San Diego St.	San Diego, Calif.	W 74-59
Dec 20	-	at	San Diego St.	San Diego, Calif.	W 72-63
Dec 21	-	at	San Diego Navy	San Diego, Calif.	L 58-87
Dec 22	-	at	Pepperdine	Malibu, Calif.	L 69-78
Jan 05	-	-	* Detroit	Wichita	W 58-47
Jan 07	-	at	* Tulsa	Tulsa, Okla.	L 46-74
Jan 09	-	-	18 Oklahoma City	Wichita	L 46-53
Jan 12	-	at	Beloit	Beloit, Wis.	L 48-69
Jan 14	-	at	Bradley	Peoria, Ill.	L 61-77
Jan 17	-	-	* Oklahoma St.	Wichita	L 45-49
Jan 26	-	-	Drake	Wichita	L 63-65
Jan 28	-	at	Southwestern (KS)	Winfield	W 91-63
Jan 31	-	at	Southwestern (KS)	Wichita	W 57-27
Feb 02	-	-	6 * St. Louis	Wichita	L 63-64
Feb 05	-	-	Bradley	Wichita	L 48-67
Feb 07	-	at	Creighton	Omaha, Neb.	W 63-62

Feb 08	-	at	Creighton	Omaha, Neb.	W 66-63
Feb 11	-	-	* Houston	Wichita	W 70-49
Feb 12	-	-	* Houston	Wichita	L 53-54
Feb 16	-	at	Drake	Des Moines, Iowa	L 48-74
Feb 18	-	at	* Detroit	Detroit, Mich.	L 69-87
Feb 23	-	-	Oklahoma City	Oklahoma City, Okla.	L 51-76
Feb 28	-	-	* Tulsa	Wichita	L 53-61
Mar 01	-	at	* Oklahoma St.	Stillwater, Okla.	L 34-47

* - Missouri Valley Conference game

1952-53

Final Record: 16-11 (3-7 MVC)

Date	WSU	Opp	Opponent	Location	Result
Dec 02	-	-	Southwestern (KS)	Wichita	W 86-73
Dec 10	-	-	Fort Hays St.	Wichita	W 72-50
Dec 12	-	-	New Mexico A&M	Wichita	W 80-54
Dec 17	-	-	San Francisco	Wichita	W 64-59
Dec 23	-	-	San Diego St.	Wichita	W 78-56
Dec 27	-	-	Springfield (Mass.)	Wichita	W 94-74
Jan 03	-	-	* Houston	Wichita	W 86-68
Jan 05	-	at	* Detroit	Detroit, Mich.	L 62-64 OT
Jan 07	-	at	* Saint Louis	St. Louis, Mo.	L 76-92
Jan 09	-	at	Creighton	Omaha, Neb.	W 77-55
Jan 10	-	at	Drake	Des Moines, Iowa	L 60-73
Jan 12	-	-	Marquette	Wichita	L 80-83
Jan 14	-	at	Fort Hays St.	Hays	W 86-82
Jan 21	-	-	11 * Tulsa	Wichita	L 82-96
Jan 23	-	-	17 Oklahoma City	Wichita	W 66-62
Jan 26	-	at	Southwestern (KS)	Winfield	W 93-75
Jan 28	-	at	8 * Oklahoma St.	Stillwater, Okla.	L 59-73
Feb 03	-	-	* Saint Louis	Wichita	L 68-78
Feb 04	-	-	Drake	Wichita	W 77-71
Feb 12	-	-	6 * Oklahoma St.	Wichita	W 73-62
Feb 14	-	at	13 Oklahoma City	Oklahoma City, Okla.	L 69-75
Feb 17	-	at	* Tulsa	Tulsa, Okla.	W 81-70
Feb 18	-	-	17 Murray St.	Wichita	W 87-77
Feb 23	-	-	* Detroit	Wichita	L 61-65
Feb 25	-	at	* Houston	Houston, Texas	L 68-75
Feb 27	-	-	Creighton	Wichita	W 78-70
Mar 02	-	at	Bradley	Peoria, Ill.	L 68-70

* = Missouri Valley Conference game

1953-54

Final Record: 27-4 (8-2 MVC)

National Invitational Tournament Qualifier

Date	WSU	Opp	Opponent	Location	Result
Dec 01	-	-	Fort Hays St.	Wichita	W 76-54
Dec 03	-	at	Seattle	Seattle, Wash.	W 82-68
Dec 04	-	at	Seattle	Seattle, Wash.	L 77-89
Dec 07	-	at	Portland	Portland, Ore.	W 97-63
Dec 10	-	-	Washburn	Wichita	W 70-48
Dec 12	-	-	Emporia St.	Wichita	W 79-56
Dec 15	-	-	Regis	Wichita	W 82-58
Dec 17	-	-	Creighton	Wichita	W 100-87
Dec 18	-	-	Pacific	Wichita	W 85-49
Dec 26	-	-	Hamline	Wichita	W 80-45
Dec 31	-	vs.	St. Bonaventure	Buffalo, N.Y.	W 77-71
Jan 02	-	at	Canisius	Buffalo, N.Y.	W 88-65
Jan 04	-	-	* Detroit	Detroit, Mich.	W 77-75 OT
Jan 07	-	-	* Houston	Wichita	W 78-64
Jan 09	-	at	* Tulsa	Tulsa, Okla.	W 75-65
Jan 16	-	11	* Detroit	Wichita	W 91-61
Jan 21	-	11	at Fort Hays St.	Hays	W 102-50
Jan 23	-	11	at * St. Louis	St. Louis, Mo.	L 58-74
Jan 26	-	16	* Tulsa	Wichita	W 65-51
Jan 29	-	16	at Drake	Des Moines, Iowa	W 89-74
Feb 01	-	15	at Creighton	Omaha, Neb.	W 72-68
Feb 04	-	14	5 * Oklahoma St.	Wichita	L 51-59
Feb 06	-	14	18 Bradley	Wichita	W 91-83
Feb 09	-	18	Drake	Wichita	W 89-60
Feb 13	-	18	13 Oklahoma City	Wichita	W 79-65
Feb 18	-	15	* St. Louis	Wichita	W 79-73
Feb 22	-	15	at * Houston	Houston, Texas	W 86-80
Feb 24	-	15	at 5 * Oklahoma St.	Stillwater, Okla.	W 67-66
Mar 01	-	14	at Emporia St.	Emporia	W 79-57
Mar 03	-	12	at Oklahoma City	Oklahoma City, Okla.	W 76-60
Mar 06	-	12	vs. n Bowling Green	New York, N.Y.	L 84-88

* = Missouri Valley Conference game
n = National Invitational Tournament

1954-55

Final Record: 17-9 (4-6 MVC)

Date	WSU	Opp	Opponent	Location	Result	
Dec 07	-	15	-	Fort Hays St.	Wichita	W 90-72
Dec 09	-	15	-	Emporia St.	Wichita	W 72-47
Dec 14	-	17	-	Regis	Wichita	W 80-53
Dec 20	-	17	vs. t	San Francisco	Oklahoma City, Okla.	L 75-94
Dec 21	-	14	vs. t	Houston	Oklahoma City, Okla.	W 91-87
Dec 22	-	14	vs. t	Wyoming	Oklahoma City, Okla.	W 82-74
Dec 29	-	-	-	Arizona	Wichita	W 87-64
Dec 30	-	-	-	Colorado St.	Wichita	W 81-59
Jan 04	-	-	-	Washburn	Topeka	W 99-76

Jan 08	-	-	* Houston	Wichita	W 78-67
Jan 11	-	at	* Oklahoma St.	Stillwater, Okla.	L 53-69
Jan 15	-	-	* Tulsa	Wichita	L 65-67
Jan 20	-	-	Seattle	Wichita	W 74-71
Jan 22	-	at	* Saint Louis	St. Louis, Mo.	L 71-73
Jan 24	-	at	Drake	Des Moines, Iowa	W 80-78
Jan 29	-	-	Wyoming	Wichita	L 70-73
Feb 01	-	-	* Detroit	Wichita	W 80-75
Feb 10	-	-	Drake	Wichita	W 96-78
Feb 12	-	at	* Houston	Houston, Texas	L 79-82
Feb 17	-	-	* Saint Louis	Wichita	L 78-91
Feb 19	-	-	* Oklahoma City	Wichita	W 54-50
Feb 22	-	-	* Oklahoma St.	Wichita	W 41-39
Feb 26	-	at	* Detroit	Detroit, Mich.	W 83-77
Feb 28	-	at	Bradley	Peoria, Ill.	L 67-69
Mar 03	-	at	Oklahoma City	Oklahoma City, Okla.	W 69-59
Mar 05	-	at	15 * Tulsa	Tulsa, Okla.	L 62-77

t - All-College Tournament (Oklahoma City, Okla.)

* - Missouri Valley Conference game

1955-56

Final Record: 14-12 (7-5 MVC)

Date	WSU	Opp	Opponent	Location	Result
Dec 03	-	-	Utah	Wichita	L 51-73
Dec 07	-	-	Kansas	Wichita	L 55-56
Dec 10	-	at	Missouri St.	Springfield, Mo.	W 74-57
Dec 12	-	-	Nebraska	Wichita	W 71-46
Dec 17	-	-	UCLA	Wichita	W 76-68
Dec 19	-	-	TCU	Wichita	W 79-69 OT
Dec 20	-	1	San Francisco	Wichita	L 65-75
Dec 22	-	-	SMU	Wichita	L 67-85
Dec 26	-	-	Santa Clara	Wichita	W 69-60
Jan 02	-	at	* Houston	Houston, Texas	L 77-82
Jan 07	-	at	* Bradley	Peoria, Ill.	L 59-80
Jan 10	-	20	* Oklahoma St.	Wichita	L 54-61
Jan 14	-	at	* Tulsa	Tulsa, Okla.	W 64-56
Jan 18	-	at	Drake	Des Moines, Iowa	W 85-76
Jan 24	-	16	Oklahoma City	Wichita	L 55-56
Jan 30	-	-	* Detroit	Wichita	W 99-79
Feb 02	-	11	* Saint Louis	Wichita	L 88-90
Feb 04	-	at	19 Iowa	Iowa City, Iowa	L 86-98
Feb 06	-	at	15 Oklahoma City	Oklahoma City, Okla.	L 59-63
Feb 09	-	-	Drake	Wichita	W 76-70
Feb 11	-	-	* Bradley	Wichita	W 86-59
Feb 18	-	at	17 * Saint Louis	St. Louis, Mo.	W 109-103 2ot
Feb 20	-	at	* Detroit	Detroit, Mich.	W 85-84
Feb 25	-	14	* Houston	Wichita	W 82-72
Feb 28	-	at	* Oklahoma St.	Stillwater, Okla.	L 62-65 OT
Mar 03	-	-	* Tulsa	Wichita	W 71-51

* = Missouri Valley Conference game

1956-57

Final Record: 15-11 (8-6 MVC)

Date	WSU	Opp	Opponent	Location	Result
Dec 01	-	-	Missouri St.	Wichita	W 69-63
Dec 04	-	-	Arkansas	Wichita	W 64-47
Dec 07	-	-	Michigan	Wichita	W 81-76
Dec 11	-	at	SMU	Dallas, Texas	L 70-93
Dec 13	-	-	Xavier	Wichita	



ALL-TIME RESULTS

Dec 28	-	-	Cal St. Los Angeles	Wichita	W 63-61	
Jan 02	-	*	Drake	Wichita	W 74-69	
Jan 04	-	-	New Mexico	Wichita	W 81-63	
Jan 08	20	at	* North Texas	Denton, Texas	W 80-54	
Jan 14	17	-	Oklahoma St.	Wichita	L 42-55	
Jan 18	17	at	* Tulsa	W 74-63		
Jan 23	19	at	* Bradley	Peoria, Ill.	L 83-92	
Jan 25	19	at	* Cincinnati	Cincinnati, Ohio	L 81-105	
Jan 30	18	-	* Saint Louis	Wichita	L 73-81	
Feb 01	18	-	* Western Kentucky	Wichita	L 85-96	
Feb 08	-	at	* Saint Louis	St. Louis, Mo.	L 73-78	
Feb 10	-	at	* Drake	Des Moines, Iowa	L 65-71	
Feb 15	-	-	* Tulsa	Wichita	W 66-64	
Feb 17	-	at	* Houston	Houston, Texas	L 70-72	
Feb 22	-	-	* North Texas	Wichita	W 64-54	
Feb 24	-	-	* Houston	Wichita	W 82-65	
Mar 01	-	-	* Cincinnati	Wichita	L 82-86	
Mar 03	-	-	* Bradley	Wichita	L 80-85	
Mar 08	-	at	-	Oklahoma St.	Stillwater, Okla.	L 50-74

* = Missouri Valley Conference game

/// 1958-59

Final Record: 14-12 (7-7 MVC)

Date	WSU	Opp	Opponent	Location	Result
Dec 02	-	-	UTEP	Wichita	W 63-58
Dec 05	-	-	Arizona St.	Wichita	W 89-80
Dec 12	-	at	Oregon	Eugene, Ore.	L 57-73
Dec 13	-	at	Oregon St.	Corvallis, Ore.	L 55-72
Dec 16	-	at	San Francisco	San Francisco, Calif.	L 46-47
Dec 18	-	-	Cal-Santa Barbara	Wichita	W 81-65
Dec 20	-	-	Southern Cal	Wichita	W 82-70
Dec 26	-	vs.	t Bowling Green	Oklahoma City, Okla.	L 81-85
Dec 27	-	vs.	t Tulsa	Oklahoma City, Okla.	L 75-80
Dec 29	-	vs.	t San Francisco	Oklahoma City, Okla.	W 86-68
Jan 03	-	-	* Houston	Houston, Texas	L 75-78
Jan 05	-	at	* North Texas	Denton, Texas	W 85-78
Jan 10	-	-	14 * Saint Louis	Wichita	L 72-75
Jan 12	-	-	* Drake	Wichita	W 61-54
Jan 17	-	-	* Tulsa	Wichita	W 91-71
Jan 24	-	-	Loyola (New Orleans)	Wichita	W 79-73
Jan 31	-	at	5 * Cincinnati	Cincinnati, Ohio	L 87-95
Feb 02	-	at	9 * Bradley	Peoria, Ill.	L 52-60
Feb 07	-	-	Memphis	Wichita	W 95-92
Feb 14	-	-	* North Texas	Wichita	W 87-62
Feb 16	-	-	* Houston	Wichita	W 65-63
Feb 21	-	-	6 * Cincinnati	Wichita	L 74-88
Feb 23	-	-	10 * Bradley	Wichita	L 70-72
Feb 28	-	at	11 * Saint Louis	St. Louis, Mo.	L 70-80
Mar 02	-	-	* Drake	Des Moines, Iowa	W 78-72
Mar 07	-	-	* Tulsa	Tulsa, Okla.	W 61-60

t - All-College Tournament (Oklahoma City)
* - Missouri Valley Conference game

/// 1959-60

Final Record: 14-12 (6-8 MVC)

Date	WSU	Opp	Opponent	Location	Result
Dec 03	-	-	Hardin-Simmons	Wichita	W 90-57
Dec 05	-	-	UTEP	Wichita	W 94-75
Dec 07	-	-	Arizona St.	Wichita	W 83-76
Dec 08	-	-	Abilene Christian	Wichita	W 91-66
Dec 11	-	at	Utah	Salt Lake City, Utah	L 80-103
Dec 12	-	at	Utah	Salt Lake City, Utah	L 85-88
Dec 15	-	-	St. Mary's (Calif.)	Wichita	W 74-58
Dec 19	-	-	Cal St. Los Angeles	Wichita	L 101-106
Dec 28	-	vs.	t Cornell	Oklahoma City, Okla.	W 78-62
Dec 29	-	vs.	t Utah St.	Oklahoma City, Okla.	L 68-75
Dec 30	-	vs.	t Bowling Green	Oklahoma City, Okla.	W 84-82
Jan 02	-	at	* Houston	Houston, Texas	W 69-63
Jan 04	-	at	* North Texas	Denton, Texas	W 92-64
Jan 07	-	-	1 * Cincinnati	Wichita	L 69-76
Jan 09	-	-	4 * Bradley	Wichita	L 70-71
Jan 16	-	at	* Tulsa	Tulsa, Okla.	L 64-68
Jan 30	-	-	* Houston	Wichita	W 74-65
Feb 01	-	-	* North Texas	Wichita	L 78-84
Feb 04	-	at	18 * Saint Louis	St. Louis, Mo.	L 67-75
Feb 06	-	at	* Drake	Des Moines, Iowa	W 63-53
Feb 13	-	-	Memphis	Wichita	W 79-75
Feb 18	-	-	* Saint Louis	Wichita	L 64-68
Feb 20	-	-	* Drake	Wichita	W 76-61
Feb 27	-	at	1 * Cincinnati	Cincinnati, Ohio	L 76-97
Feb 29	-	at	3 * Bradley	Peoria, Ill.	L 80-85
Mar 05	-	-	* Tulsa	Wichita	W 90-73

t - All-College Tournament (Oklahoma City)
* - Missouri Valley Conference game

/// 1960-61

Final Record: 18-8 (6-6 MVC)

Date	WSU	Opp	Opponent	Location	Result
Dec 01	-	at	Wyoming	Laramie, Wyo.	W 70-63
Dec 03	-	at	Nebraska	Lincoln, Neb.	W 65-63
Dec 05	-	-	Northwestern	Wichita	W 78-60
Dec 10	-	-	Iowa St.	Wichita	W 75-58

Dec 13	16	at	-	Marquette	Milwaukee, Wis.	L 79-83
Dec 15	16	-	-	Washington St.	Wichita	W 83-64
Dec 17	16	1	-	Ohio State	Wichita	L 82-93
Dec 19	16	-	-	Michigan	Wichita	W 94-76
Dec 21	-	15	-	Colorado	Wichita	W 64-54
Dec 28	18	vs.	-	t Houston	Oklahoma City, Okla.	W 71-68
Dec 29	18	vs.	-	t Utah St.	Oklahoma City, Okla.	W 73-63
Dec 30	18	vs.	-	t Baylor	Oklahoma City, Okla.	W 76-74
Jan 05	-	at	-	* Bradley	Peoria, Ill.	L 61-64
Jan 07	-	at	-	* Saint Louis	St. Louis, Mo.	W 70-61
Jan 12	-	-	-	* Cincinnati	Wichita	L 57-80
Jan 14	-	-	-	* Drake	Wichita	W 90-70
Jan 21	-	-	-	* Oklahoma City	Wichita	W 92-72
Jan 28	-	-	-	* Tulsa	Wichita	W 91-74
Feb 02	-	-	-	* North Texas	Wichita	W 105-58
Feb 11	-	at	-	* Tulsa	Tulsa, Okla.	W 87-70
Feb 16	-	at	-	4 * Cincinnati	Cincinnati, Ohio	L 64-67
Feb 18	-	at	-	* Drake	Des Moines, Iowa	L 88-101
Feb 23	-	at	-	4 * Bradley	Wichita	L 56-57
Feb 25	-	-	-	* Saint Louis	Wichita	L 78-91
Mar 02	-	at	-	* Oklahoma City	Oklahoma City, Okla.	W 96-86
Mar 04	-	at	-	* North Texas	Denton, Texas	W 91-75

t - All-College Tournament (Oklahoma City)
* - Missouri Valley Conference game

/// 1961-62

Final Record: 18-9 (7-5 MVC)

National Invitational Tournament Qualifier

Date	WSU	Opp	Opponent	Location	Result	
Dec 01	-	-	Colorado St.	Wichita	W 64-36	
Dec 02	-	-	Wyoming	Wichita	W 78-54	
Dec 04	-	-	Nebraska	Wichita	W 79-49	
Dec 06	-	at	Northwestern	Evanston, Ill.	W 61-56	
Dec 08	-	at	1 Ohio St.	Columbus, Ohio	L 62-85	
Dec 11	-	at	6 Purdue	W. Lafayette, Ind.	W 71-68	
Dec 14	-	-	Ohio	Wichita	W 58-55	
Dec 18	-	-	2 * Cincinnati	Wichita	W 52-51	
Dec 21	-	-	Santa Clara	Wichita	W 60-48	
Dec 27	8	vs.	-	t Texas A&M	Oklahoma City	W 71-69
Dec 28	8	vs.	-	t Bowling Green	Oklahoma City	L 68-69
Dec 29	8	vs.	-	t Utah St.	Oklahoma City	W 90-88
Jan 04	-	at	-	* Drake	Des Moines, Iowa	W 77-64
Jan 06	-	at	-	* Bradley	Peoria, Ill.	L 63-70
Jan 11	-	-	-	* Drake	Wichita	W 91-61
Jan 13	-	-	-	* Saint Louis	Wichita	W 88-75
Jan 18	-	at	-	* Tulsa	Tulsa, Okla.	L 77-86
Jan 20	-	-	-	9 * Bradley	Wichita	W 89-88
Jan 27	-	at	-	Louisville	Louisville, Ky.	L 75-91
Feb 02	-	-	-	Marquette	Wichita	W 79-71
Feb 06	-	at	-	* North Texas	Denton, Texas	W 105-75
Feb 10	-	at	-	* Saint Louis	St. Louis, Mo.	L 68-86
Feb 17	-	-	-	Oklahoma City	Wichita	W 101-84
Feb 24	-	at	-	2 * Cincinnati	Cincinnati, Ohio	L 63-84
Mar 01	-	-	-	* North Texas	Wichita	W 110-69
Mar 03	-	-	-	* Tulsa	Wichita	L 60-63
Mar 15	-	vs.	-	n Dayton	New York, N.Y.	L 71-79

t - All-College Tournament (Oklahoma City)
* - Missouri Valley Conference game
n - National Invitational Tournament

/// 1962-63

Final Record: 19-8 (7-5 MVC)

National Invitational Tournament Qualifier

Date	WSU	Opp	Opponent	Location	Result	
Dec 01	-	at	-	Wyoming	Laramie, Wyo.	W 83-72
Dec 03	-	at	-	Colorado	Boulder, Colo.	L 69-79
Dec 10	-	-	-	Purdue	Wichita	W 79-59
Dec 11	-	at	-	Santa Clara	Santa Clara, Calif.	L 65-72
Dec 14	-	at	-	BYU	Provo, Utah	W 67-61
Dec 15	-	at	-	BYU	Provo, Utah	W 91-89
Dec 17	-	-	-	Arizona St.	Wichita	W 92-90
Dec 19	-	-	-	Michigan St.	Wichita	W 80-69
Dec 22	-	-	-	Louisville	Wichita	W 81-63
Dec 27	-	-	-	Minnesota	Wichita	W 79-62
Dec 29	-	-	-	2 Ohio St.	Wichita	W 71-54
Jan 05	8	at	-	1 * Cincinnati	Cincinnati, Ohio	L 50-63
Jan 10	8	-	-	* Saint Louis	Wichita	W 71-65
Jan 12	8	-	-	* Bradley	Wichita	W 79-60
Jan 15	8	at	-	* Tulsa	Tulsa, Okla.	L 83-85
Jan 19	8	at	-	* Drake	Des Moines, Iowa	W 68-60
Jan 25	8	-	-	* North Texas	Wichita	L 67-69
Jan 26	8	-	-	Air Force	Wichita	W 77-45
Feb 10	10	-	-	* Tulsa	Wichita	W 66-38
Feb 09	9	at	-	* Saint Louis	St. Louis, Mo.	L 61-68
Feb 11	9	-	-	* Drake	Wichita	W 73-49
Feb 16	-	-	-	1 * Cincinnati	Wichita	W 65-64
Feb 23	7	at	-	* Bradley	Peoria, Ill.	L 63-64
Feb 26	8	at	-	UTEP	El Paso, Texas	W 60-58
Feb 28	8	at	-	* North Texas	Denton, Texas	W 89-73
Mar 02	8	at	-	3 Loyola (Chicago)	Chicago, Ill.	W 73-72
Mar 16	5	vs.	-	n Villanova	New York, N.Y.	L 53-54

* - Missouri Valley Conference game
n - National Invitational Tournament

/// 1963-64

Final Record: 23-6 (10-2 MVC)

Missouri Valley Conference Champion

NCAA Tournament - Regional Finalist

Date	WSU	Opp	Opponent	Location	Result	
Nov 30	5	-	-	Wyoming	Wichita	W 82-67
Dec 02	5	-	-	Colorado	Wichita	W 71-61
Dec 04	5	-	-	UTEP	Wichita	L 74-75
Dec 07	5	at	-	6 Arizona St.	Tempe, Ariz.	L 87-93
Dec 10	-	-	-	Duquesne	Wichita	W 91-74
Dec 14	-	-	-	* Bradley	Wichita	W 56-50
Dec 16	-	-	-	Texas	Wichita	W 76-57
Dec 19	-	at	-	Minnesota	Minneapolis, Minn.	W 71-65
Dec 21	-	at	-	Ohio St.	Columbus, Ohio	L 60-78
Dec 26	-	vs.	-	t Montana St.	Oklahoma City, Okla.	W 85-69
Dec 27	-	vs.	-	t Texas A&M	Oklahoma City, Okla.	W 70-56
Dec 28	-	vs.	-	t Oklahoma City	Oklahoma City, Okla.	W 80-47
Jan 04	-	-	-	* Drake	Wichita	W 67-49
Jan 11	-	at	-	* Tulsa	Tulsa, Okla.	W 88-66
Jan 13	-	at	-	* Saint Louis	St. Louis, Mo.	W 69-56
Jan 18	-	at	-	* North Texas	Denton, Texas	W 86-70
Jan 25	10	at	-	3 Loyola (Chicago)	Chicago, Ill.	W 80-76
Jan 30	7	-	-	* Cincinnati	Wichita	W 62-59
Feb 01	7	-	-	Marquette	Wichita	W 100-63
Feb 04	4	9	-	Loyola (Chicago)	Wichita	W 65-60
Feb 08	4	at	-	* Bradley	Peoria, Ill.	L 74-76
Feb 10	6	at	-	* Drake	Des Moines, Iowa	L 63-64
Feb 15	6	at	-	* Cincinnati	Cincinnati, Ohio	W 59-58
Feb 22	6	-	-	* Saint Louis	Wichita	W 86-71
Feb 29	5	-	-	* Tulsa	Wichita	W 98-79
Mar 02	5	-	-	* North Texas	Wichita	W 90-83
Mar 06	5	vs.	-	c Drake	Lawrence, Kan.	W 58-50
Mar 13	5	-	-	r Creighton	Wichita	W 84-68
Mar 14	5	-	-	r Kansas St.	Wichita	L 86-94

t - All-College Tournament (Oklahoma City)
* - Missouri Valley Conference game
c - MVC Tiebreaker (winner earns automatic bid to NCAA Tournament)
r - NCAA Midwest Regional



GARY THOMPSON

7 Seasons; 1964-71
Career Record at WSU: 93-94 (.497)

/// 1964-65

Final Record: 24-9 (11-3 MVC)

Missouri Valley Conference Champion

NCAA Tournament -- Final Four

Date	WSU	Opp	Opponent	Location	Result	
Dec 05	3	-	-	Long Beach St.	Wichita	W 114-78
Dec 09	2	-	-	UTEP	Wichita	W 73-55
Dec 11	2	-	-	BYU	Wichita	W 93-76
Dec 12	2	-	-	BYU	Wichita	W 81-65
Dec 14	1	vs.	-	Michigan	Detroit, Mich.	L 85-87



ALL-TIME RESULTS

/// 1965-66

Final Record: 17-10 (9-5 MVC)

National Invitational Tournament Qualifier

Date	WSU	Opp	Opponent	Location	Result
Dec 04	-	-	New Mexico St.	Wichita	W 103-67
Dec 08	-	2	Michigan	Wichita	W 100-94
Dec 11	-	-	Colorado	Wichita	W 87-81
Dec 18	10	-	Texas Tech	Wichita	W 105-84
Dec 20	10	at	Southern Illinois	Carbondale, Ill.	L 68-89
Dec 22	8	at	Marquette	Milwaukee, Wis.	L 75-95
Dec 28	-	vs.	t Xavier	Okla. City, Okla.	W 82-81
Dec 29	-	vs.	t Virginia Tech	Okla. City, Okla.	L 90-91
Dec 30	-	vs.	t Rhode Island	Okla. City, Okla.	W 96-93
Jan 06	at	5	* Bradley	Peoria, Ill.	L 86-91
Jan 08	-	-	* Saint Louis	Wichita	W 79-74
Jan 22	at	-	* Drake	Des Moines, Iowa	L 72-79 ot
Jan 29	-	-	* Tulsa	Wichita	W 87-79
Jan 31	-	-	* North Texas	Wichita	W 111-70
Feb 03	-	-	* Drake	Wichita	W 96-91
Feb 05	at	-	* Saint Louis	St. Louis, Mo.	L 78-101
Feb 08	-	3	Loyola (Chicago)	Wichita	W 92-84
Feb 10	at	-	* Cincinnati	Cincinnati, Ohio	L 76-93
Feb 12	-	-	* Louisville	Wichita	W 102-87
Feb 17	-	-	* Bradley	Wichita	W 98-79
Feb 19	at	4	Loyola (Chicago)	Chicago, Ill.	L 77-94
Feb 22	-	-	* Cincinnati	Wichita	W 86-76
Feb 26	at	-	* Louisville	Louisville, Ky.	L 66-81
Mar 01	-	-	* Southern Illinois	Wichita	W 87-80
Mar 03	at	-	* North Texas	Denton, Texas	W 112-79
Mar 05	at	-	* Tulsa	Tulsa, Okla.	W 81-79 2ot
Mar 14	-	vs.	n NYU	New York, N.Y.	L 84-90 ot

t - All-College Tournament (Oklahoma City)

* - Missouri Valley Conference game

n - National Invitational Tournament (New York City)

/// 1966-67

Final Record: 14-12 (9-5 MVC)

Date	WSU	Opp	Opponent	Location	Result
Dec 03	at	-	Texas Tech	Lubbock, Texas	W 90-77
Dec 08	-	-	Creighton	Wichita	L 88-91
Dec 10	at	-	Michigan St.	East Lansing, Mich.	L 68-103
Dec 15	at	-	Colorado	Boulder, Colo.	L 83-85
Dec 19	at	2	UTEP	El Paso, Texas	L 60-77
Dec 20	-	-	San Diego St.	Wichita	W 68-54
Dec 23	-	-	Utah St.	Wichita	W 123-106
Dec 28	at	-	Iowa	Iowa City, Iowa	L 76-94
Dec 30	-	-	Hardin-Simmons	Wichita	W 90-87
Jan 05	-	10	* Bradley	Wichita	W 83-69
Jan 07	at	-	* Saint Louis	St. Louis, Mo.	W 70-68 ot
Jan 09	at	-	* North Texas	Denton, Texas	L 68-80
Jan 17	-	-	* Drake	Wichita	W 91-85 ot
Jan 21	-	-	Southern Illinois	Wichita	L 55-77
Jan 28	at	-	* Tulsa	Tulsa, Okla.	L 61-68
Jan 31	-	-	Loyola (Chicago)	Wichita	W 90-82
Feb 01	at	-	* Drake	Des Moines, Iowa	W 71-60
Feb 04	-	-	* Saint Louis	Wichita	W 63-61
Feb 08	-	-	* Cincinnati	Wichita	W 57-55
Feb 11	at	3	* Louisville	Louisville, Ky.	L 69-90
Feb 16	at	-	* Bradley	Peoria, Ill.	W 76-74
Feb 18	at	-	Loyola (Chicago)	Chicago, Ill.	L 81-92
Feb 22	at	-	* Cincinnati	Cincinnati, Ohio	L 63-92
Feb 25	-	2	* Louisville	Wichita	W 84-78
Mar 02	-	-	* North Texas	Wichita	W 74-73
Mar 04	-	-	* Tulsa	Wichita	L 57-70

* = Missouri Valley Conference game

/// 1967-68

Final Record: 12-14 (7-9 MVC)

Date	WSU	Opp	Opponent	Location	Result
Dec 05	-	-	Mississippi St.	Wichita	W 97-67
Dec 08	at	1	UCLA	Los Angeles	L 86-120
Dec 11	-	-	Arizona St.	Wichita	W 122-105
Dec 14	at	-	Utah	Salt Lake City, Utah	L 91-106
Dec 16	at	-	Utah St.	Logan, Utah	L 83-102
Dec 21	-	-	New Mexico St.	Wichita	L 76-89
Dec 23	-	-	Michigan St.	Wichita	W 90-80
Jan 04	at	-	* Bradley	Peoria, Ill.	L 92-104
Jan 06	-	-	* Saint Louis	Wichita	W 77-72
Jan 09	-	-	* North Texas	Wichita	W 81-63
Jan 11	at	-	* Drake	Des Moines, Iowa	L 74-75
Jan 13	-	-	* Memphis	Wichita	W 77-69
Jan 20	at	-	Southern Illinois	Carbondale, Ill.	L 72-81
Jan 27	-	-	* Tulsa	Wichita	W 86-78
Jan 31	-	-	* Drake	Wichita	W 79-78
Feb 03	at	-	* Saint Louis	St. Louis, Mo.	L 73-92
Feb 07	at	-	* Cincinnati	Cincinnati, Ohio	L 85-99
Feb 10	-	-	* Louisville	Wichita	L 91-93 ot
Feb 15	-	-	* Bradley	Wichita	W 112-97
Feb 17	at	-	Loyola (Chicago)	Chicago, Ill.	W 88-85
Feb 19	at	-	* Memphis	Memphis, Tenn.	L 55-67
Feb 21	-	-	* Cincinnati	Wichita	L 81-85
Feb 24	at	-	* Louisville	Louisville, Ky.	L 88-98
Feb 26	-	-	Loyola (Chicago)	Wichita	W 95-88
Mar 02	at	-	* North Texas	Denton, Texas	L 79-91

Mar 09 - at - * Tulsa Tulsa, Okla. W 85-81

* = Missouri Valley Conference game

/// 1968-69

Final Record: 11-15 (7-9 MVC)

Date	WSU	Opp	Opponent	Location	Result
Nov 30	-	at	Creighton	Omaha, Neb.	L 67-85
Dec 05	-	-	Southern Illinois	Wichita	L 51-58
Dec 10	-	at	Nebraska	Lincoln, Neb.	L 92-94 3ot
Dec 12	-	19	Iowa	Wichita	W 93-88
Dec 14	-	at	* Bradley	Peoria, Ill.	L 83-93
Dec 17	-	-	* Saint Louis	Wichita	L 89-99
Dec 21	-	-	Utah	Wichita	W 100-92
Dec 23	-	-	Texas A&M	Wichita	W 79-60
Dec 27	-	vs.	t Texas	Charlotte, N.C.	L 81-84
Dec 28	-	vs.	t Maryland	Charlotte, N.C.	L 83-95
Dec 31	at	-	Loyola (Chicago)	Chicago, Ill.	L 89-101
Jan 02	at	14	* Louisville	Louisville, Ky.	L 58-71
Jan 04	at	10	* Cincinnati	Wichita	W 67-66
Jan 09	at	18	* Drake	Des Moines, Iowa	L 81-86
Jan 18	-	-	Loyola (Chicago)	Wichita	W 98-74
Jan 25	-	-	* North Texas	Wichita	W 97-89
Jan 30	-	-	* Memphis	Wichita	W 71-69
Feb 01	at	-	* Tulsa	Tulsa, Okla.	L 69-94
Feb 06	-	-	* Bradley	Wichita	L 85-87 ot
Feb 08	at	-	* Saint Louis	St. Louis, Mo.	W 85-73
Feb 13	at	-	* Cincinnati	Cincinnati, Ohio	W 75-73
Feb 15	-	20	* Louisville	Wichita	L 62-65
Feb 20	-	-	* Drake	Wichita	L 94-120
Feb 25	at	-	* North Texas	Denton, Texas	L 100-102
Mar 01	at	-	* Memphis	Memphis, Tenn.	W 71-61
Mar 03	-	19	* Tulsa	Wichita	W 95-87 ot

t - Charlotte Invitational (Davidson, N.C.)

* - Missouri Valley Conference game

/// 1969-70

Final Record: 8-18 (3-13 MVC)

Date	WSU	Opp	Opponent	Location	Result
Dec 02	-	-	Oregon	Wichita	W 97-84
Dec 04	at	6	New Mexico St.	Las Cruces, N.M.	L 76-108
Dec 06	-	-	Nebraska	Wichita	L 79-81 ot
Dec 09	-	-	Arizona St.	Wichita	W 98-80
Dec 12	at	-	Kansas St.	Manhattan	L 69-81
Dec 13	-	-	Kansas St.	Wichita	W 77-73
Dec 16	-	-	* Saint Louis	Wichita	W 82-78
Dec 18	at	-	t Loyola (Chicago)	Champaign, Ill.	W 96-94
Dec 20	at	-	t Illinois	Chicago, Ill.	L 63-66
Dec 30	-	-	Loyola (Chicago)	Wichita	L 57-92
Jan 03	-	-	* Bradley	Wichita	L 80-89
Jan 08	at	-	* Drake	Des Moines, Iowa	L 85-98
Jan 21	at	18	* Louisville	Louisville, Ky.	L 58-59
Jan 24	at	-	* North Texas	Denton, Texas	L 77-81
Jan 27	at	-	* Cincinnati	Cincinnati, Ohio	L 78-96
Jan 29	at	-	* Memphis	Memphis, Tenn.	L 81-85
Jan 31	-	-	* Tulsa	Wichita	L 73-81
Feb 05	at	-	* Bradley	Peoria, Ill.	W 90-70
Feb 07	at	-	* Saint Louis	St. Louis, Mo.	L 72-82
Feb 10	-	-	* Louisville	Wichita	L 84-91
Feb 12	-	-	* Cincinnati	Wichita	L 57-84
Feb 14	-	-	Loyola (Chicago)	Wichita	W 82-76
Feb 19	-	17	* Drake	Wichita	L 83-90 ot
Feb 28	-	-	* Memphis	Wichita	W 79-72
Mar 02	at	-	* Tulsa	Tulsa, Okla.	L 92-108
Mar 05	-	-	* North Texas	Wichita	L 79-84

t - Loyola-Illinois Basketball Classic (semifinals in Champaign, Ill. & finals played at Chicago Stadium)

* - Missouri Valley Conference game

/// 1970-71

Final Record: 10-16 (3-11 MVC)

Date	WSU	Opp	Opponent	Location	Result
Dec 05	-	at	SMU	Dallas, Texas	L 85-95
Dec 11	-	-	Kansas St.	Wichita	W 64-51
Dec 12	at	-	Kansas St.	Manhattan	L 74-75
Dec 16	-	-	Nevada	Wichita	W 97-69
Dec 21	-	-	Colorado	Wichita	W 79-69
Dec 23	-	-	Nebraska	Wichita	L 71-72
Dec 28	-	vs.	t San Francisco	Okla. City, Okla.	W 62-57
Dec 29	-	vs.	19 t Utah St.	Okla. City, Okla.	L 78-84
Dec 30	-	vs.	t Montana St.	Okla. City, Okla.	L 89-101
Jan 02	at	-	* Bradley	Peoria, Ill.	L 81-87
Jan 07	-	16	* Drake	Wichita	L 74-78
Jan 09	-	-	Arkansas St.	Wichita	W 73-68
Jan 11	-	-	Loyola (Chicago)	Wichita	W 82-74
Jan 23	at	-	* North Texas	Denton, Texas	L 75-81
Jan 28	-	-	* Memphis	Wichita	W 98-87
Jan 30	at	-	* Tulsa	Tulsa, Okla.	L 86-89
Feb 04	at	-	* Bradley	Wichita	W 97-84
Feb 06	-	-	* North Texas	Wichita	W 84-81
Feb 08	at	-	* Saint Louis	St. Louis, Mo.	L 71-76
Feb 11	-	-	* Louisville	Wichita	L 85-94
Feb 13	at	-	Loyola (Chicago)	Chicago, Ill.	W 85-76

Feb 20	-	at	19 * Louisville	Louisville, Ky.	L 97-98 OT	
Feb 23	-	at	* Drake	Des Moines, Iowa	L 76-83	
Feb 25	-	-	* Saint Louis	Wichita	L 72-73 OT	
Feb 27	-	at	-	* Memphis	Memphis, Tenn.	L 77-85
Mar 01	-	-	* Tulsa	Wichita	L 69-93	

t - All-College Tournament (Oklahoma City)

* - Missouri Valley Conference game



HARRY MILLER

7 Seasons; 1971-78

Career Record at WSU: 60-52 (.536)

/// 1971-72

Final Record: 16-10 (6-8 MVC)

Date	WSU	Opp	Opponent	Location	Result
Dec 04	-	at	Nebraska	Lincoln, Neb.	W 74-61
Dec 08	-	at	Colorado	Boulder, Colo.	W 70-55
Dec 10	-	-	SMU	Wichita	W 91-69
Dec 11	-	at	Kansas St.	Manhattan	L 73-89
Dec 18	-	-	Southern Illinois	Wichita	W 91-83
Dec 22	-	-	Kansas St.	Wichita	W 69-66 ot
Jan 03	-	-	* Bradley	Wichita	W 71-67
Jan 06	at	-	* Drake	Des Moines, Iowa	L 61-58
Jan 10	-	-	Loyola (Chicago)	Wichita	W 71-57
Jan 12	at	-	Arkansas St.	Jonesboro, Ark.	L 74-84
Jan 15	-	-	* Saint Louis	Wichita	W 57-49
Jan 17	at	-	West Texas A&M	Amarillo, Texas	W 70-65
Jan 19	at	-	* North Texas	Denton, Texas	L 63-74
Jan 24	-	-	Cleveland St.	Wichita	W 90-77
Jan 27	at	-	* Memphis	Memphis, Tenn.	L 69-71
Jan 29	-	-	* Tulsa	Wichita	W 92-60
Feb 03	at	-	* Bradley	Peoria, Ill.	W 77-76
Feb 05	at	-	* Saint Louis	St. Louis, Mo.	L 60-63
Feb 09	at	4	* Louisville	Louisville, Ky.	L 64-65
Feb 12	at	-	Loyola (Chicago)	Chicago, Ill.	W 88-64
Feb 19	-	4	* Louisville	Wichita	L 60-69
Feb 22	-	-	* Drake	Wichita	W 95-71
Feb 24	-	19	* Memphis	Wichita	L 98-108
Mar 02	at	-	* Tulsa	Tulsa, Okla.	L 83-88
Mar 04	-	-	West Texas A&M	Wichita	W 103-73
Mar 06	-	-	* North Texas	Wichita	W 81-66

* = Missouri Valley Conference game

/// 1972-73

Final Record: 10-16 (6-8 MVC)

Date	WSU	Opp	Opponent	Location	Result
Dec 1	-	at	Oregon St.	Corvallis, Ore.	L 73-78
Dec 2	-	at	Oregon	Eugene, Ore.	L 72-92
Dec 9	-	-	Northwestern Illinois	Wichita	L 79-88
Dec 15	-	-	Washington	Wichita	L 68-102
Dec 20	-	-	Loyola (Chicago)	Wichita	L 79-86
Dec 27	-	-	Cal St. Los Angeles	Wichita	W 84-67
Dec 29	at	-	Cleveland St.	Cleveland, Ohio	L 72-76 3ot
Jan 5	-	vs.	t Texas A&M	Houston, Texas	L 86-102
Jan 6	-	vs.	t West Texas A&M	Houston, Texas	W 88-82
Jan 11</					



ALL-TIME RESULTS

Jan 07	-	-	Nebraska	Wichita	W 66-58
Jan 10	-	at	* Tulsa	Tulsa, Okla.	W 81-79
Jan 17	-	-	Creighton	Wichita	L 63-65
Jan 22	-	-	* North Texas	Wichita	W 83-76
Jan 24	-	at	Loyola (Chicago)	Chicago, Ill.	L 69-81
Jan 31	-	at	* Bradley	Peoria, Ill.	L 73-108
Feb 02	-	at	* Saint Louis	St. Louis, Mo.	L 70-71
Feb 07	-	-	Memphis	Wichita	L 90-91
Feb 09	-	-	* Saint Louis	Wichita	L 77-79
Feb 14	-	-	* West Texas A&M	Wichita	W 72-61
Feb 16	-	at	Southern Illinois	Carbondale, Ill.	L 77-84
Feb 19	-	at	20 * Louisville	Louisville, Ky.	L 90-106
Feb 21	-	-	* Tulsa	Wichita	W 67-66
Feb 23	-	-	* New Mexico St.	Wichita	W 80-71
Feb 28	-	at	* West Texas A&M	Amarillo, Texas	L 73-85
Mar 02	-	at	* North Texas	Denton, Texas	L 83-89 ot

* = Missouri Valley Conference game

/// 1974-75

Final Record: 11-15 (6-8 MVC)

Date	WSU	Opp	Opponent	Location	Result
Nov 29	-	at	UCLA	Los Angeles	L 74-85
Dec 02	-	-	South Dakota	Wichita	W 88-64
Dec 07	-	at	BYU	Provo, Utah	W 80-69
Dec 09	-	-	Arizona St.	Wichita	L 70-72
Dec 14	-	at	Nebraska	Lincoln, Neb.	L 65-78
Dec 21	-	at	17 Oklahoma	Norman, Okla.	L 55-75
Dec 27	-	-	Loyola (Chicago)	Wichita	L 74-82
Dec 30	-	at	16 Memphis	Memphis, Tenn.	W 95-91
Jan 07	-	-	Long Beach St.	Wichita	W 75-46
Jan 09	-	at	* Drake	Des Moines, Iowa	W 106-92
Jan 11	-	at	* Bradley	Peoria, Ill.	L 73-88
Jan 16	-	-	* West Texas A&M	Wichita	W 60-55
Jan 18	-	at	Saint Louis	St. Louis, Mo.	L 67-77
Jan 23	-	at	* Tulsa	Tulsa, Okla.	L 63-74
Jan 25	-	-	* New Mexico St.	Wichita	W 64-63
Jan 30	-	-	Memphis	Wichita	L 76-78
Feb 01	-	-	* Bradley	Wichita	W 83-76
Feb 06	-	3	* Louisville	Wichita	L 57-62
Feb 08	-	at	* New Mexico St.	Las Cruces, N.M.	L 66-72
Feb 10	-	at	* West Texas A&M	Amarillo, Texas	L 63-89
Feb 13	-	-	* North Texas	Wichita	W 87-72
Feb 15	-	-	* Tulsa	Wichita	W 71-67
Feb 20	-	at	6 * Louisville	Louisville, Ky.	L 76-85
Feb 22	-	at	* North Texas	Denton, Texas	L 80-86
Feb 27	-	-	* Drake	Wichita	L 74-79
Mar 01	-	-	Saint Louis	Wichita	W 62-60

* = Missouri Valley Conference game

/// 1975-76

Final Record: 18-10 (10-2 MVC)

MVC Regular Season Champion, NCAA Tournament

Date	WSU	Opp	Opponent	Location	Result
Dec 01	-	-	Wisc.-Milwaukee	Wichita	W 107-65
Dec 06	-	-	Morningside	Wichita	W 109-66
Dec 12	-	-	Eastern Michigan	Wichita	W 96-62
Dec 15	-	at	Long Beach St.	Long Beach, Calif.	L 55-58
Dec 18	-	at	Memphis	Memphis, Tenn.	L 68-75
Dec 20	-	-	Oklahoma	Wichita	W 65-60
Dec 23	-	at	Creighton	Omaha, Neb.	L 71-77
Dec 26	-	-	TCU	Wichita	W 84-65
Dec 29	-	vs.	t California	Albuquerque, N.M.	L 68-75
Dec 30	-	at	t New Mexico	Albuquerque, N.M.	L 80-86
Jan 03	-	at	* New Mexico St.	Las Cruces, N.M.	W 70-61
Jan 08	-	-	Memphis	Wichita	W 81-70
Jan 10	-	at	* Southern Illinois	Carbondale, Ill.	L 59-61
Jan 17	-	-	* Tulsa	Wichita	W 75-71
Jan 19	-	at	Louisville	Louisville, Ky.	L 52-62
Jan 26	-	16	Cincinnati	Wichita	L 85-92 ot
Jan 29	-	20	* West Texas A&M	Wichita	W 63-55
Jan 31	-	-	* New Mexico St.	Wichita	W 78-70
Feb 05	-	-	* Bradley	Wichita	W 84-71
Feb 07	-	at	* Tulsa	Tulsa, Okla.	W 70-61
Feb 09	-	at	Loyola (Chicago)	Chicago, Ill.	W 79-77
Feb 14	-	-	* Southern Illinois	Wichita	W 65-64
Feb 19	-	-	* Drake	Wichita	W 95-78
Feb 23	-	at	* West Texas A&M	Amarillo, Texas	L 62-69
Feb 28	-	-	Louisville	Wichita	W 78-74
Mar 04	-	at	* Bradley	Peoria, Ill.	W 84-74
Mar 06	-	at	* Drake	Des Moines, Iowa	W 75-69
Mar 13	-	vs.	14 r Michigan	Denton, Texas	L 73-74

t = Lobo Invitational (Albuquerque, N.M.)

* = Missouri Valley Conference game

r = NCAA Midwest Regional; First Round (Denton, Texas/ Super Pit)

/// 1976-77

Final Record: 18-10 (7-5 MVC)

Date	WSU	Opp	Opponent	Location	Result
Nov 27	-	-	Augustana (S.D.)	Wichita	W 88-65
Nov 29	-	-	Montana St.	Wichita	W 67-50
Dec 03	-	vs.	Oregon	Tempe, Ariz.	L 49-57
Dec 04	-	vs.	San Diego St.	Tempe, Ariz.	W 75-62

Dec 09	-	-	Hardin-Simmons	Wichita	W 84-74
Dec 13	-	-	Long Beach St.	Wichita	W 83-78
Dec 17	-	-	Cal St. Fullerton	Wichita	W 70-63
Dec 22	-	-	BYU	Wichita	W 69-63
Dec 28	-	-	Cal Poly	Wichita	W 76-57
Jan 03	-	-	Oral Roberts	Wichita	L 64-73
Jan 08	-	-	* New Mexico St.	Wichita	L 67-89
Jan 10	-	at	Oklahoma City	Okla. City, Okla.	W 72-66
Jan 13	-	at	* Southern Illinois	Carbondale, Ill.	L 59-60
Jan 15	-	at	* Bradley	Peoria, Ill.	W 87-74
Jan 20	-	-	* Tulsa	Wichita	W 68-48
Jan 22	-	at	* West Texas A&M	Amarillo, Texas	W 82-72
Jan 26	-	at	12 Cincinnati	Cincinnati, Ohio	L 60-68
Feb 03	-	-	* Drake	Wichita	W 75-65
Feb 05	-	-	* Southern Illinois	Wichita	W 91-90
Feb 10	-	at	* Tulsa	Tulsa, Okla.	L 64-71
Feb 12	-	at	* New Mexico St.	Las Cruces, N.M.	L 79-84
Feb 14	-	-	Oklahoma City	Wichita	L 63-81
Feb 17	-	-	* Bradley	Wichita	W 91-88
Feb 19	-	at	9 Marquette	Milwaukee, Wis.	W 75-64
Feb 22	-	at	* Drake	Des Moines, Iowa	L 78-88
Feb 26	-	-	* West Texas A&M	Wichita	W 74-66
Mar 02	-	-	c Drake	Wichita	W 67-63
Mar 04	-	-	c West Texas A&M	Wichita	L 68-79

t = Sun Devil Classic (Tempe, Ariz.)

* = Missouri Valley Conference game c = MVC Tournament (higher seed hosts)

/// 1977-78

Final Record: 13-14 (8-8 MVC)

Date	WSU	Opp	Opponent	Location	Result
Nov 26	-	-	Hardin-Simmons	Wichita	W 79-72
Dec 03	-	at	Long Beach St.	Long Beach, Calif.	L 94-95 ot
Dec 08	-	at	Michigan St.	East Lansing, Mich.	L 57-84
Dec 10	-	at	DePaul	Chicago, Ill.	L 84-89
Dec 14	-	-	Northern Iowa	Wichita	W 81-65
Dec 21	-	-	South Dakota St.	Wichita	W 104-83
Dec 27	-	-	* Creighton	Wichita	L 70-71
Jan 02	-	5	Marquette	Wichita	L 56-67
Jan 07	-	at	Oral Roberts	Tulsa, Okla.	L 54-62
Jan 09	-	-	* New Mexico St.	Wichita	W 71-70
Jan 14	-	at	* New Mexico St.	Las Cruces, N.M.	L 79-82
Jan 16	-	at	* Tulsa	Tulsa, Okla.	W 102-84
Jan 21	-	16	UNLV	Wichita	W 87-83
Jan 23	-	-	* Southern Illinois	Wichita	L 59-66
Jan 26	-	13	* Indiana St.	Wichita	W 74-70 ot
Jan 28	-	at	* Bradley	Peoria, Ill.	L 77-78
Jan 31	-	at	* Drake	Des Moines, Iowa	W 74-73
Feb 02	-	-	* West Texas A&M	Wichita	L 59-64
Feb 06	-	-	Oklahoma City	Wichita	W 75-60
Feb 09	-	at	* Creighton	Omaha, Neb.	L 76-80
Feb 11	-	at	* Southern Illinois	Carbondale, Ill.	L 53-60
Feb 16	-	-	* Tulsa	Wichita	W 64-56
Feb 18	-	-	* Bradley	Wichita	W 66-64
Feb 20	-	at	* Indiana St.	Terre Haute, Ind.	L 56-72
Feb 23	-	-	* Drake	Wichita	W 68-59
Feb 25	-	at	* West Texas A&M	Amarillo, Texas	W 81-74
Feb 27	-	at	c Bradley	Peoria, Ill.	L 71-75

* = MVC game c = MVC Tournament (higher seed hosts)



GENE SMITHSON

8 Seasons; 1978-86
Career Record at WSU: 155-81 (.657)

/// 1978-79

Final Record: 14-14 (8-8 MVC)

Date	WSU	Opp	Opponent	Location	Result
Nov 28	-	at	Iowa	Iowa City, Iowa	L 67-91
Dec 01	-	vs.	t New Mexico	Tempe, Ariz.	L 81-95
Dec 02	-	vs.	t San Jose St.	Tempe, Ariz.	L 80-82 ot
Dec 09	-	-	DePaul	Wichita	W 95-92
Dec 13	-	-	Long Beach St.	Wichita	L 88-91
Dec 14	-	-	South Dakota	Wichita	W 93-75
Dec 18	-	-	Texas-Arlington	Wichita	W 104-72
Dec 20	-	-	North Dakota St.	Wichita	W 118-77
Dec 28	-	-	* West Texas A&M	Wichita	W 96-84
Dec 30	-	-	UTRGV	Wichita	W 93-77
Jan 04	-	at	* Creighton	Omaha, Neb.	W 94-88 ot
Jan 06	-	-	* Southern Illinois	Wichita	L 79-89
Jan 09	-	at	UNLV	Las Vegas, Nev.	L 89-111
Jan 13	-	at	* Tulsa	Tulsa, Okla.	W 94-93 ot
Jan 16	-	at	* Drake	Des Moines, Iowa	L 109-114 ot
Jan 18	-	-	5 * Indiana St.	Wichita	L 84-94
Jan 27	-	-	* Tulsa	Wichita	L 86-88
Jan 29	-	at	* Southern Illinois	Carbondale, Ill.	L 81-82
Feb 01	-	-	* Bradley	Wichita	W 91-79
Feb 03	-	at	* West Texas A&M	Amarillo, Texas	W 79-69
Feb 08	-	at	* New Mexico St.	Las Cruces, N.M.	L 75-93
Feb 10	-	-	* Creighton	Wichita	W 89-83
Feb 15	-	-	* Drake	Wichita	W 125-96

Feb 17	-	-	* New Mexico St.	Wichita	W 86-84
Feb 22	-	at	* Bradley	Peoria, Ill.	L 74-76
Feb 25	-	at	2 * Indiana St.	Terre Haute, Ind.	L 84-109
Feb 27	-	-	c Drake	Wichita	W 70-69
Mar 01	-	at	c New Mexico St.	Las Cruces, N.M.	L 81-85

* = Missouri Valley Conference game

/// 1979-80

Final Record: 17-12 (9-7 MVC)

National Invitational Tournament Qualifier

Date	WSU	Opp	Opponent	Location	Result
Nov 30	-	-	Northern Michigan	Wichita	W 76-61
Dec 04	-	at	Long Beach St.	Long Beach, Calif.	L 72-77
Dec 07	-	-	t San Francisco St.	Wichita	W 75-43
Dec 08	-	-	t UTRGV	Wichita	W 86-75
Dec 11	-	-	17 Iowa	Wichita	L 62-81
Dec 14	-	-	Michigan St.	Wichita	W 55-54
Dec 18	-	-	Samford	Wichita	W 97-70
Dec 22	-	-	Oral Roberts	Wichita	W 70-66
Dec 31	-	-	Abilene Christian	Wichita	W 75-58
Jan 03	-	at	Iona	New Rochelle, N.Y.	L 70-84
Jan 05	-	at	* Indiana St.	Terre Haute, Ind.	L 54-62
Jan 07	-	-	* Tulsa	Wichita	W 91-83
Jan 10	-	at	* Bradley	Peoria, Ill.	L 66-67
Jan 12	-	at	* Southern Illinois	Carbondale, Ill.	W 68-45
Jan 19	-	-	* Bradley	Wichita	L 51-57
Jan 21	-	-	* Creighton	Wichita	W 81-77 ot
Jan 26	-	at	* New Mexico St.	Las Cruces, N.M.	L 70-75
Jan 28	-	-	* Drake	Wichita	W 83-70
Jan 31	-	at	* West Texas A&M	Amarillo, Texas	L 79-87 ot
Feb 02	-	at	* Creighton	Omaha, Neb.	L 81-92
Feb 04	-	-	* New Mexico St.	Wichita	W 80-78
Feb 09	-	-	* West Texas A&M	Wichita	W 99-83
Feb 16	-	-	* Southern Illinois	Wichita	W 81-68
Feb 18	-	at	* Drake	Des Moines, Iowa	W 117-104
Feb 21	-	-	* Indiana St.	Wichita	W 58-54
Feb 23	-	at	* Tulsa	Tulsa, Okla.	L 78-79
Feb 26	-	-	c Indiana St.	Peoria, Ill.	W 82-70
Feb 28	-	at	c Bradley	Peoria, Ill.	L 60-68
Mar 06	-	-	n UTEP	Wichita	L 56-58

t = McDonalds Classic (Wichita, Kan.)

* = Missouri Valley Conference game

c = MVC Tournament (higher seed hosts)

n = National Invitational Tournament

/// 1980-81

Final Record: 26-7 (12-4 MVC)

MVC Regular Season Champion

NCAA Tournament - Elite Eight

Date	WSU	Opp	Opponent	Location	Result
Nov 28	-	-	Abilene Christian	Wichita	W 101-60
Dec 01	-	-	Hardin-Simmons	Wichita	W 105-46
Dec 05	-	-	t McNeese St.	Wichita	W 91-66
Dec 06	-	-	t Colorado St.	Wichita	W 53-34
Dec 08	-	-	Long Beach St.	Wichita	W 80-61
Dec 13	-	-	La.-Monroe	Wichita	W 82-63
Dec 17	-	-	Denver	Wichita	W 93-60
Dec 20	-	at	Oral Roberts	Tulsa, Okla.	W 83-61
Dec 23	-	at	UTRGV	Edinburg, Texas	L 82-83
Jan 03	-				



ALL-TIME RESULTS

1981-82

Final Record: 23-6 (12-4 MVC)
NCAA Probation, No Postseason

Date	WSU	Opp	Opponent	Location	Result
Nov 27	6	-	Abilene Christian	Wichita	W 93-55
Dec 04	4	-	t U.S. International	Wichita	W 100-76
Dec 05	4	-	t Cincinnati	Wichita	W 87-67
Dec 08	4	at	- Long Beach St.	Long Beach, Calif.	W 94-71
Dec 12	4	9	UAB	Wichita	W 75-60
Dec 19	4	-	UTRGV	Wichita	W 118-65
Dec 23	3	at	- Detroit	Detroit, Mich.	W 79-70
Dec 27	3	vs.	- # Cal State-Fullerton	Honolulu, Hawaii	W 70-67
Dec 29	2	vs.	20 # North Carolina St.	Honolulu, Hawaii	L 48-60
Dec 30	2	vs.	6 # San Francisco	Honolulu, Hawaii	L 74-84
Jan 02	2	-	* New Mexico St.	Wichita	W 63-50
Jan 04	2	-	* U.S. International	Wichita	W 92-67
Jan 06	9	at	- Iona	New York, N.Y.	W 97-78
Jan 09	9	at	* Bradley	Peoria, Ill.	L 47-55
Jan 14	16	-	* Creighton	Wichita	W 69-56
Jan 16	16	at	18 * Tulsa	Tulsa, Okla.	L 88-99
Jan 21	-	-	* West Texas St.	Amarillo, Texas	W 73-72
Jan 23	-	at	* New Mexico St.	Las Cruces, N.M.	L 57-59
Jan 28	-	-	* Drake	Wichita	W 75-49
Jan 30	-	-	* Bradley	Wichita	W 47-42
Feb 04	-	at	* Illinois St.	Normal, Ill.	W 61-56
Feb 06	-	11	* Tulsa	Wichita	L 75-80
Feb 11	-	at	* Creighton	Omaha, Neb.	W 62-50
Feb 13	-	at	* Drake	Des Moines, Iowa	W 62-43
Feb 18	-	-	* Indiana St.	Wichita	W 75-57
Feb 20	-	-	* Southern Illinois	Wichita	W 86-75
Feb 21	-	at	- LSU	Baton Rouge, La.	W 66-65
Feb 23	-	-	* West Texas A&M	Wichita	W 106-89
Feb 27	-	at	* Indiana St.	Terre Haute, Ind.	W 92-72

t = McDonald's Classic (Wichita, Kan.)
= Rainbow Classic (Honolulu, Hawaii)
* = Missouri Valley Conference game

1982-83

Final Record: 25-3 (17-1 MVC)
MVC Regular Season Champion
NCAA Probation, No Postseason

Date	WSU	Opp	Opponent	Location	Result
Nov 26	-	at	- New Orleans	New Orleans, La.	L 82-96
Nov 20	-	-	- Detroit	Wichita	W 73-61
Dec 03	-	-	t Jackson St.	Wichita	W 89-64
Dec 04	-	-	t North Texas	Wichita	W 78-72
Dec 07	-	-	Cal State-Fullerton	Wichita	W 82-61
Dec 11	-	at	- UAB	Birmingham, Ala.	W 89-88 ot
Dec 30	-	at	- Pacific	Stockton, Calif.	W 75-66
Jan 03	-	-	- Ark.-Little Rock	Wichita	W 89-65
Jan 06	-	at	* West Texas A&M	Amarillo, Texas	W 89-88
Jan 09	-	at	* Creighton	Omaha, Neb.	W 77-66
Jan 10	-	-	- Colorado St.	Wichita	W 72-48
Jan 13	-	-	* Tulsa	Wichita	W 92-74
Jan 15	-	-	* Drake	Wichita	W 68-59
Jan 20	-	-	* Bradley	Wichita	W 72-65
Jan 22	-	at	* Illinois St.	Normal, Ill.	L 53-54
Jan 29	-	at	* Southern Illinois	Carbondale, Ill.	W 100-78
Jan 31	-	at	* Indiana St.	Terre Haute, Ind.	W 89-81
Feb 03	-	-	* New Mexico St.	Wichita	W 101-80
Feb 05	-	-	* West Texas A&M	Wichita	W 85-63
Feb 07	-	at	4 Memphis	Memphis, Tenn.	L 73-85
Feb 12	16	-	* Indiana St.	Wichita	W 111-96
Feb 14	16	at	* Drake	Des Moines, Iowa	W 80-65
Feb 19	15	at	* Tulsa	Tulsa, Okla.	W 84-81
Feb 21	15	at	* New Mexico St.	Las Cruces, N.M.	W 72-70
Feb 24	12	-	* Creighton	Wichita	W 81-71
Feb 26	12	-	* Illinois St.	Wichita	W 72-62
Mar 03	12	at	* Bradley	Peoria, Ill.	W 97-96 2ot
Mar 05	12	-	* Southern Illinois	Wichita	W 109-83

t = McDonald's Classic (Wichita, Kan.)
* = Missouri Valley Conference game

1983-84

Final Record: 18-12 (11-5 MVC)

Date	WSU	Opp	Opponent	Location	Result
Nov 26	-	-	- Lamar	Wichita	W 59-58
Nov 29	18	at	- Colorado St.	Ft. Collins, Colo.	W 64-54
Dec 02	18	-	- Loyola Marymount	Wichita	W 75-73
Dec 03	18	-	- Hawaii	Wichita	W 89-68
Dec 08	14	at	- Pepperdine	Malibu, Calif.	L 66-67 ot
Dec 10	14	at	- Oregon	Eugene, Ore.	L 60-75
Dec 20	-	-	- New Orleans	Wichita	W 67-59
Dec 22	-	-	- Temple	Wichita	L 73-78
Jan 05	-	at	* Bradley	Peoria, Ill.	L 64-78
Jan 07	-	at	* Illinois St.	Normal, Ill.	L 66-80
Jan 12	-	-	* Drake	Wichita	W 90-77
Jan 14	-	-	* Southern Illinois	Wichita	W 73-63
Jan 19	-	at	* Indiana St.	Terre Haute, Ind.	W 66-65
Jan 21	-	at	* Southern Illinois	Carbondale, Ill.	L 79-84 2ot
Jan 26	-	-	* Illinois St.	Wichita	W 68-66
Jan 28	-	-	* Creighton	Wichita	W 80-67
Jan 30	-	-	- La.-Lafayette	Wichita	W 63-59
Feb 02	-	11	* Tulsa	Wichita	W 66-64

Feb 05	-	at	- Kansas	Lawrence, Kan.	L 69-79
Feb 06	-	at	- * West Texas A&M	Canyon, Texas	W 93-84
Feb 11	-	-	* Bradley	Wichita	W 91-61
Feb 16	-	-	* Indiana St.	Wichita	W 78-67
Feb 18	-	at	12 * Tulsa	Tulsa, Okla.	L 97-105
Feb 20	-	at	- La.-Lafayette	Lafayette, La.	L 61-78
Feb 25	-	-	* West Texas A&M	Wichita	W 61-59
Feb 28	-	at	* Drake	Des Moines, Iowa	W 68-53
Mar 01	-	at	* Creighton	Omaha, Neb.	L 82-95
Mar 06	-	-	c Southern Illinois	Wichita	W 107-77
Mar 08	-	at	12 c Tulsa	Tulsa, Okla.	L 80-86
Mar 15	-	at	- n Michigan	Ann Arbor, Mich.	L 70-94

t = McDonald's Classic (Wichita, Kan.)
* = Missouri Valley Conference game
c = MVC Tournament (higher seed hosts)
n = National Invitational Tournament

1984-85

Final Record: 18-13 (11-5 MVC)
MVC Tournament Champion
NCAA Tournament Qualifier

Date	WSU	Opp	Opponent	Location	Result
Nov 24	-	at	- Lamar	Beaumont, Texas	W 70-65
Nov 26	-	-	- Chicago St.	Wichita	L 49-60
Dec 01	-	-	- Pepperdine	Wichita	L 81-83
Dec 03	-	-	- Oregon	Wichita	W 63-58
Dec 07	-	-	t Ohio	Wichita	L 55-56
Dec 08	-	-	t NcNeese St.	Wichita	L 56-60
Dec 14	-	-	- Nebraska-Omaha	Wichita	W 70-43
Dec 21	-	vs.	- # North Carolina	Osaka, Japan	L 69-80
Dec 22	-	vs.	- # Arizona St.	Tokyo, Japan	L 69-76
Dec 29	-	-	- Hartford	Wichita	W 97-66
Jan 03	-	-	* West Texas A&M	Wichita	W 98-64
Jan 05	-	vs.	11 Kansas	Kansas City, Mo.	L 83-90
Jan 10	-	at	* Bradley	Peoria, Ill.	W 82-79
Jan 12	-	at	* Illinois St.	Normal, Ill.	L 80-86 ot
Jan 16	-	-	* Indiana St.	Wichita	W 84-80
Jan 19	-	-	* Drake	Wichita	W 81-65
Jan 23	-	-	* Creighton	Wichita	W 82-81
Jan 26	-	at	* West Texas A&M	Amarillo, Texas	W 99-86
Jan 31	-	at	* Indiana St.	Terre Haute, Ind.	W 88-72
Feb 02	-	at	* Southern Illinois	Carbondale, Ill.	W 92-76
Feb 07	-	-	* Southern Illinois	Wichita	W 80-56
Feb 09	-	-	17 * Tulsa	Wichita	L 75-87
Feb 14	-	at	* Creighton	Omaha, Neb.	L 64-72
Feb 16	-	-	* Illinois St.	Wichita	L 58-64
Feb 18	-	at	* Drake	Des Moines, Iowa	W 95-77
Feb 23	-	-	* Bradley	Wichita	W 75-65
Mar 02	-	at	15 * Tulsa	Tulsa, Okla.	L 66-67
Mar 05	-	-	c Southern Illinois	Wichita	W 69-66
Mar 07	-	-	c Indiana St.	Wichita	W 92-65
Mar 09	-	at	15 c Tulsa	Tulsa, Okla.	W 84-82
Mar 15	-	vs.	19 \$ Georgia	Atlanta, Ga.	L 59-67

t = McDonald's Classic (Wichita, Kan.)
= Suntory Ball (Japan)
* = Missouri Valley Conference game c = MVC Tournament (higher seed hosts)
\$ = NCAA East Sub-Regional (Atlanta, Ga.)

1985-86

Final Record: 14-14 (7-9 MVC)

Date	WSU	Opp	Opponent	Location	Result
Nov 27	-	-	- Oregon St.	Wichita	W 66-63 ot
Dec 01	-	at	- Fresno St.	Fresno, Calif.	L 51-61
Dec 06	-	-	t Portland	Wichita	W 76-56
Dec 07	-	-	t Temple	Wichita	L 60-62
Dec 14	-	-	- La.-Lafayette	Wichita	W 74-62
Dec 19	-	-	- New Orleans	Wichita	W 85-69
Dec 21	-	-	- Mississippi St.	Wichita	W 64-57
Dec 27	-	vs.	- # Arizona St.	Kansas City, Mo.	W 74-59
Dec 28	-	vs.	6 # Kansas	Kansas City, Mo.	L 56-81
Jan 02	-	-	- Abilene Christian	Wichita	W 78-50
Jan 04	-	at	* Creighton	Omaha, Neb.	W 59-57
Jan 06	-	at	- Kansas St.	Manhattan	L 60-77
Jan 09	-	-	* Bradley	Wichita	L 55-57
Jan 11	-	-	* Illinois St.	Wichita	L 58-59
Jan 18	-	at	* Indiana St.	Terre Haute, Ind.	L 54-67
Jan 20	-	at	* Drake	Des Moines, Iowa	L 47-54
Jan 25	-	at	* Tulsa	Wichita	L 58-69
Jan 30	-	-	* Southern Illinois	Wichita	L 57-65
Feb 01	-	at	* West Texas A&M	Amarillo, Texas	L 54-64
Feb 06	-	-	* Drake	Wichita	W 74-58
Feb 08	-	-	* Indiana St.	Wichita	W 77-76
Feb 13	-	at	* Southern Illinois	Carbondale, Ill.	L 71-72
Feb 15	-	-	* West Texas A&M	Wichita	W 45-38
Feb 17	-	-	* Tulsa	Wichita	W 65-62
Feb 20	-	at	* Illinois St.	Normal, Ill.	W 53-49
Feb 22	-	at	12 * Bradley	Peoria, Ill.	L 64-74
Mar 01	-	-	* Creighton	Wichita	W 69-64 2ot
Mar 03	-	vs.	c Illinois St.	Tulsa, Okla.	L 70-78

t = Pizza Hut Wichita Shootout (Wichita, Kan.)
= BMA Holiday Classic (Kansas City, Mo.)
* = Missouri Valley Conference game
c = MVC Tournament (Tulsa, Okla./Tulsa Convention Center)
\$ = NCAA East Sub-Regional (Atlanta, Ga.)



EDDIE FOGLER

3 Seasons; 1986-89
Career Record at WSU: 61-32 (.656)

1986-87

Final Record: 22-11 (9-5 MVC)
MVC Tournament Champion
NCAA Tournament Qualifier

Date	WSU	Opp	Opponent	Location	Result
Nov 29	-	-	- Pacific	Wichita	W 71-60
Dec 03	-	at	- La.-Lafayette	Lafayette, La.	W 79-64
Dec 05	-	-	t Northern Illinois	Wichita	W 67-54
Dec 06	-	-	t Fordham	Wichita	L 88-91 2ot
Dec 08	-	at	4 Purdue	West Lafayette, Ind.	L 61-77
Dec 10	-	at	- Mississippi St.	Starkville, Miss.	W 61-48
Dec 13	-	-	- Kansas St.	Wichita	W 63-60
Dec 22	-	at	- Minnesota	Minneapolis, Minn.	L 66-91
Dec 26	-	vs.	7 # Syracuse	Honolulu, Hawaii	L 69-83
Dec 27	-	vs.	- # Fresno Pacific	Honolulu, Hawaii	W 65-54
Dec 30	-	-	- Northern Arizona	Wichita	W 68-49
Jan 03	-	-	- UTRGV	Wichita	W 79-72
Jan 06	-	-	19 Kansas	Wichita	W 54-49
Jan 10	-	-	* Creighton	Wichita	W 71-49
Jan 12	-	at	- Kansas St.	Manhattan	L 67-79
Jan 15	-	at	* Drake	Des Moines, Iowa	L 51-61
Jan 17	-	at	* Southern Illinois	Carbondale, Ill.	W 81-65
Jan 22	-	-	* Indiana St.	Wichita	W 64-53
Jan 24	-	-	* Indiana St.	Wichita	W 66-57
Jan 29	-	-	* Bradley	Wichita	W 66-64
Jan 31	-	at	* Tulsa	Tulsa, Okla.	L 58-72
Feb 05	-	at	* Creighton	Omaha, Neb.	L 57-59
Feb 07	-	-	* Southern Illinois	Wichita	W 90-67
Feb 12	-	at	* Illinois St.	Normal, Ill.	L 63-66
Feb 14	-	at	* Bradley	Peoria, Ill.	L 78-79 ot
Feb 19	-	-	* Drake	Wichita	W 67-54
Feb 21	-	at	* Indiana St.	Terre Haute, Ind.	W 70-52
Feb 24	-	-	- Chicago St.	Wichita	W 78-67
Feb 26	-	-	* Tulsa	Wichita	W 63-61
Feb 28	-	-	c Creighton	Wichita	W 73-70
Mar 02	-	-	c Illinois St.	Wichita	W 56-53
Mar 04	-	at	- c Tulsa	Tulsa, Okla.	W 79-74 ot
Mar 13	-	vs.	- \$ St. John's	Rosemont, Ill.	L 57-55

t = Shocker Shootout (Wichita, Kan.)
= Hawaii Loa Holiday Classic (Honolulu, Hawaii)
* = Missouri Valley Conference game
c = MVC Tournament (higher seed hosts)
\$ = NCAA Midwest Sub-Regional (Rosemont, Ill./Rosemont Horizon)

1987-88

Final Record: 20-10 (11-3 MVC)
NCAA Tournament Qualifier

Date	WSU	Opp	Opponent	Location	Result
Nov 28	-	-	- Cal St.-Northridge	Wichita	W 78-53
Dec 03	-	-	11 Purdue	Wichita	L 78-80 ot
Dec 05	-	at	- George Mason	Fairfax, Va.	L 93-94 ot
Dec 07	-	at	- Hartford	Hartford, Conn.	L 62-69 ot
Dec 12	-	-	- Grambling St.	Wichita	W 93-80
Dec 17	-	-	- Austin Peay	Wichita	W 72-66
Dec 19	-	at	- Oregon St.	Corvallis, Ore.	W 60-57
Dec 28	-	-	- Illinois-Chicago	Wichita	W 79-58
Jan 02	-	-	- Minnesota	Wichita	W 78-68
Jan 04	-	at	- Missouri St.	Springfield, Mo.	L 56-58
Jan 06	-	-	- Oral Roberts	Wichita	W 94-72
Jan 09	-	at	* Bradley	Peoria, Ill.	L 70-88
Jan 11	-	at	* Illinois St.	Normal, Ill.	W 66-54
Jan 13	-	-	* Drake	Wichita	W 80-69
Jan 16	-	-	* Creighton	Wichita	W 92-73
Jan 19	-	at	- Kansas St.	Man	



ALL-TIME RESULTS

/// 1988-89

Final Record: 19-11 (10-4 MVC)
National Invitational Tournament -- Second Round

Date	WSU	Opp	Opponent	Location	Result
Nov 26	-	-	Central Michigan	Wichita	W 98-71
Nov 29	-	-	George Mason	Wichita	W 96-75
Dec 03	-	-	Hartford	Wichita	W 85-59
Dec 12	-	at	Oral Roberts	Tulsa, Okla.	W 92-91
Dec 15	-	-	Missouri St.	Wichita	W 66-59
Dec 19	-	at	Purdue	W. Lafayette, Ind.	L 61-71
Dec 28	-	t	Washington	W. Palm Beach, Fla.	W 92-72
Dec 30	-	vs.	t Miami (Fla.)	W. Palm Beach, Fla.	L 59-81
Jan 05	-	-	Iona	Wichita	W 78-58
Jan 07	-	-	Bradley	Wichita	W 87-86
Jan 09	-	at	* Southern Illinois	Carbondale, Ill.	L 75-79
Jan 12	-	at	* Drake	Des Moines, Iowa	W 71-57
Jan 14	-	-	Tulsa	Wichita	W 75-68
Jan 16	-	-	* Creighton	Wichita	L 80-81 ot
Jan 19	-	-	* Indiana St.	Wichita	W 97-63
Jan 21	-	-	* Illinois St.	Wichita	W 65-53
Jan 25	-	at	18 Kansas	Lawrence, Kan.	L 66-86
Jan 28	-	at	BYU	Provo, Utah	L 92-93
Feb 02	-	-	* Drake	Wichita	W 88-67
Feb 04	-	at	* Bradley	Peoria, Ill.	W 93-82
Feb 06	-	at	* Illinois St.	Normal, Ill.	L 52-57
Feb 11	-	-	Xavier	Wichita	W 97-79
Feb 13	-	at	* Creighton	Omaha, Neb.	W 66-62
Feb 16	-	-	Tulsa	Wichita	L 57-60
Feb 19	-	-	Kansas St.	Wichita	L 71-73 ot
Feb 23	-	at	* Indiana St.	Terre Haute, Ind.	W 84-69
Feb 25	-	-	* Southern Illinois	Wichita	W 91-68
Mar 04	-	-	c Illinois St.	Wichita	L 60-66
Mar 16	-	-	n UC Santa Barbara	Wichita	W 70-62
Mar 20	-	at	n Michigan St.	East Lansing, Mich.	L 67-79

t = Palm Beach Classic (West Palm Beach, Fla.)
* = MVC game c = MVC Tournament (Wichita)
n = National Invitational Tournament



MIKE COHEN

3 Seasons; 1989-92
Career Record at WSU: 32-56 (.364)

/// 1989-90

Final Record: 10-19 (6-8 MVC)

Date	WSU	Opp	Opponent	Location	Result
Nov 16	-	-	t Houston	Wichita	L 66-67
Nov 29	-	at	Central Michigan	Mt. Pleasant, Mich.	L 78-80
Dec 01	-	vs.	# Kent St.	New Rochelle, N.Y.	L 65-77
Dec 02	-	vs.	# Colgate	New Rochelle, N.Y.	W 101-87
Dec 05	-	-	* Missouri St.	Wichita	W 81-68
Dec 13	-	-	American	Wichita	L 71-72
Dec 18	-	-	Purdue	Wichita	L 54-62
Dec 23	-	-	Fresno St.	Wichita	W 82-62
Dec 27	-	at	10 ^ Indiana	Indianapolis, Ind.	L 54-75
Dec 28	-	vs.	^ Loyola-Chicago	Indianapolis, Ind.	W 75-59
Jan 04	-	-	2 Kansas	Wichita	L 66-93
Jan 06	-	-	* Drake	Wichita	L 61-63
Jan 08	-	at	* Missouri St.	Springfield, Mo.	L 51-77
Jan 13	-	-	* Bradley	Wichita	L 65-73
Jan 18	-	-	* Tulsa	Wichita	W 60-59
Jan 20	-	at	* Kansas St.	Manhattan, Kan.	L 62-83
Jan 24	-	at	* Notre Dame	South Bend, Ind.	L 78-88
Jan 27	-	at	* Illinois St.	Normal, Ill.	L 66-71 ot
Jan 29	-	at	* Bradley	Peoria, Ill.	L 64-70
Feb 03	-	-	* Indiana St.	Wichita	W 60-38
Feb 08	-	-	* Creighton	Wichita	L 61-67
Feb 10	-	at	* Drake	Des Moines, Iowa	W 68-62
Feb 15	-	at	* Tulsa	Tulsa, Okla.	L 75-78
Feb 17	-	at	* Creighton	Omaha, Neb.	L 95-103 2ot
Feb 19	-	-	* Southern Illinois	Wichita	W 79-72
Feb 22	-	-	* Illinois St.	Wichita	W 66-52
Feb 24	-	at	* Indiana St.	Terre Haute, Ind.	W 67-60
Feb 26	-	at	* Southern Illinois	Carbondale, Ill.	L 67-81
Mar 03	-	vs.	c Creighton	Normal, Ill.	L 66-70

t = Preseason NIT
= Manufacturer's Hanover Classic
^ = Hoosier Classic (Indianapolis, Ind.)
* = Missouri Valley Conference game
c = MVC Tournament (Normal, Ill./Redbird Arena)

/// 1990-91

Final Record: 14-17 (7-9 MVC)

Date	WSU	Opp	Opponent	Location	Result
Nov 23	-	vs.	21 t Georgia	Richmond, Va.	L 58-89
Nov 24	-	vs.	t Dartmouth	Richmond, Va.	L 63-74
Dec 04	-	-	12 Alabama	Wichita	W 74-71 ot
Dec 06	-	-	Delaware St.	Wichita	W 88-82
Dec 08	-	-	Oklahoma St.	Wichita	W 72-69
Dec 13	-	at	* Drake	Des Moines, Iowa	W 84-65

Dec 15	-	-	* Missouri St.	Wichita	L 62-64 ot	
Dec 22	-	at	-	Utah	Salt Lake City, Utah	L 48-95
Dec 27	-	vs.	# Tennessee	Honolulu, Hawaii	W 77-73	
Dec 29	-	at	# Hawaii	Honolulu, Hawaii	L 73-89	
Dec 30	-	vs.	# Stetson	Honolulu, Hawaii	W 69-58	
Jan 03	-	-	-	Austin Peay	Wichita	W 81-55
Jan 07	-	-	-	Kansas St.	Wichita	L 66-67
Jan 10	-	-	-	Notre Dame	Wichita	W 60-50
Jan 12	-	at	* Tulsa	Tulsa, Okla.	W 83-74	
Jan 15	-	at	* Creighton	Omaha, Neb.	L 56-79	
Jan 19	-	-	* Southern Illinois	Wichita	W 68-65	
Jan 23	-	at	-	Kansas	Lawrence, Kan.	L 50-84
Jan 26	-	at	* Bradley	Peoria, Ill.	L 51-70	
Jan 28	-	at	* Illinois St.	Normal, Ill.	W 73-60	
Jan 31	-	-	-	Tulsa	Wichita	W 65-61
Feb 02	-	at	* Missouri St.	Springfield, Mo.	L 38-63	
Feb 04	-	-	* Indiana St.	Wichita	L 58-64	
Feb 06	-	-	* Bradley	Wichita	W 78-68	
Feb 09	-	-	* Illinois St.	Wichita	L 57-78	
Feb 12	-	at	-	St. Peter's	E. Rutherford, N.J.	L 59-74
Feb 16	-	at	* Southern Illinois	Carbondale, Ill.	L 65-90	
Feb 18	-	at	* Indiana St.	Terre Haute, Ind.	L 64-75	
Feb 23	-	-	* Drake	Wichita	W 96-83	
Feb 25	-	-	* Creighton	Wichita	L 64-65	
Mar 02	-	vs.	c Tulsa	St. Louis, Mo.	L 52-71	

t = Richmond Central Fidelity Classic (Richmond, Va.)
= Hawaii Rainbow Classic (Honolulu, Hawaii)
* = Missouri Valley Conference game
c = MVC Tournament (St. Louis, Mo./Kiel Auditorium)

/// 1991-92

Final Record: 8-20 (6-12 MVC)

Date	WSU	Opp	Opponent	Location	Result	
Nov 25	-	-	-	Rider	Wichita	W 78-39
Nov 30	-	-	-	Delaware St.	Wichita	W 78-68
Dec 07	-	-	-	Florida	Wichita	L 50-61
Dec 14	-	at	6 Oklahoma St.	Stillwater, Okla.	L 54-82	
Dec 21	-	-	18 Utah	Wichita	L 36-58	
Dec 28	-	-	* Southern Illinois	Wichita	L 64-66	
Dec 30	-	at	23 Syracuse	Syracuse, N.Y.	L 63-88	
Jan 04	-	-	-	St. Peter's	Wichita	L 68-71
Jan 08	-	-	4 Kansas	Wichita	L 51-81	
Jan 11	-	at	* Indiana St.	Terre Haute, Ind.	L 51-81	
Jan 15	-	at	-	Kansas St.	Manhattan	L 50-72
Jan 18	-	-	* Illinois St.	Wichita	W 66-50	
Jan 22	-	-	* Northern Iowa	Wichita	W 65-60	
Jan 25	-	at	* Drake	Des Moines, Iowa	L 56-65	
Jan 27	-	-	* Creighton	Wichita	L 68-73	
Feb 01	-	at	* Bradley	Peoria, Ill.	L 62-78	
Feb 03	-	at	* Illinois St.	Normal, Ill.	L 62-63	
Feb 08	-	at	* Northern Iowa	Cedar Falls, Iowa	L 65-78	
Feb 10	-	at	* Tulsa	Tulsa, Okla.	L 66-70	
Feb 13	-	-	* Missouri St.	Wichita	L 55-70	
Feb 15	-	-	* Indiana St.	Wichita	W 73-59	
Feb 17	-	at	* Southern Illinois	Carbondale, Ill.	L 55-69	
Feb 20	-	-	* Tulsa	Wichita	L 60-74	
Feb 22	-	at	* Creighton	Omaha, Neb.	W 64-62	
Feb 26	-	at	* Missouri St.	Springfield, Mo.	L 53-72	
Feb 29	-	-	* Drake	Wichita	W 71-53	
Mar 02	-	-	* Bradley	Wichita	W 63-42	
Mar 07	-	vs.	c Southern Illinois	St. Louis, Mo.	L 63-67	

* = Missouri Valley Conference game
c = MVC Tournament (St. Louis, Mo./St. Louis Arena)



SCOTT THOMPSON

4 Seasons; 1992-96
Career Record at WSU: 40-70 (.364)

/// 1992-93

Final Record: 10-17 (7-11 MVC)

Date	WSU	Opp	Opponent	Location	Result	
Dec 01	-	at	-	Alabama	Tuscaloosa, Ala.	L 71-93
Dec 05	-	-	-	UMKC	Wichita	W 63-56
Dec 12	-	-	25 Nebraska	Wichita	L 64-71	
Dec 19	-	-	-	Texas A&M-Kingsville	Wichita	W 75-64
Dec 21	-	-	-	Kansas St.	Wichita	W 74-61
Dec 30	-	at	-	Xavier	Cincinnati, Ohio	L 54-88
Jan 02	-	at	* Indiana St.	Terre Haute, Ind.	W 73-69	
Jan 06	-	at	4 Kansas	Lawrence	L 54-103	
Jan 09	-	-	* Bradley	Wichita	W 58-50	
Jan 11	-	at	* Drake	Des Moines, Iowa	L 62-66	
Jan 14	-	-	* Illinois St.	Wichita	L 66-68	
Jan 16	-	-	* Indiana St.	Wichita	W 84-68	
Jan 18	-	at	* UNI	Cedar Falls, Iowa	L 72-74 ot	
Jan 21	-	-	* Creighton	Wichita	W 68-47	
Jan 23	-	at	* Southern Illinois	Carbondale, Ill.	L 67-85	
Jan 26	-	at	-	Florida	Gainesville, Fla.	L 58-83
Jan 30	-	-	* Tulsa	Wichita	W 77-76 ot	
Feb 02	-	at	* Missouri St.	Springfield, Mo.	L 51-54	

Feb 06	-	at	* Bradley	Peoria, Ill.	L 64-73
Feb 08	-	at	* Illinois St.	Normal, Ill.	L 62-75
Feb 11	-	-	* UNI	Wichita	W 63-47
Feb 15	-	-	* Missouri St.	Wichita	L 40-49
Feb 20	-	-	* Southern Illinois	Wichita	L 76-85
Feb 22	-	-	* Drake	Wichita	W 73-65
Feb 27	-	at	* Tulsa	Tulsa, Okla.	L 63-80
Mar 01	-	at	* Creighton	Omaha, Neb.	L 54-58
Mar 06	-	vs.	c Missouri St.	St. Louis, Mo.	L 57-72

* = Missouri Valley Conference game
c = MVC Tournament (St. Louis, Mo./St. Louis Arena)

/// 1993-94

Final Record: 9-18 (6-12 MVC)

Date	WSU	Opp	Opponent	Location	Result	
Nov 27	-	-	-	Hardin-Simmons	Wichita	W 81-50
Dec 04	-	at	-	SMU	Dallas, Texas	L 59-65
Dec 06	-	-	-	Coppin St.	Wichita	L 64-65
Dec 11	-	at	-	Nebraska	Lincoln, Neb.	L 72-94
Dec 18	-	at	* Missouri St.	Springfield, Mo.	L 41-58	
Dec 22	-	-	* Southern Illinois	Wichita	L 64-72	
Dec 29	-	-	t Monmouth	Wichita	W 65-59 ot	
Dec 30	-	-	t Jackson St.	Wichita	W 80-75	
Jan 04	-	at	-	UMKC	Kansas City, Mo.	L 48-68
Jan 08	-	-	* Bradley	Wichita	L 58-61	
Jan 12	-	at	-	Kansas St.	Manhattan	L 55-71
Jan 15	-	-	* Northern Iowa	Wichita	W 77-71	
Jan 20	-	at	* Indiana St.	Terre Haute, Ind.	L 73-87	
Jan 22	-	at	* Southern Illinois	Carbondale, Ind.	L 79-95	
Jan 24	-	-	* Creighton	Wichita	W 82-66	
Jan 27	-	at	* Northern Iowa	Cedar Falls, Iowa	L 58-74	
Jan 29	-	-	* Illinois St.	Wichita	W 87-85 2ot	
Feb 02	-	-	* Drake	Wichita	W 73-79 ot	
Feb 05	-	at	* Creighton	Omaha, Neb.	L 55-56	
Feb 09	-	at	* Tulsa	Tulsa, Okla.	L 64-79	
Feb 12	-	-	* Missouri St.	Wichita	W 65-63	
Feb 17	-	at	* Illinois St.	Normal, Ill.	L 47-78	
Feb 19	-	at	* Bradley	Peoria, Ill.	L 61-70	
Feb 23	-	-	* Tulsa	Wichita	L 52-89	
Feb 26	-	-	* Indiana St.	Wichita	W 66-54	
Feb 28	-	at	* Drake	Des Moines, Iowa	L 67-109	
Mar 05	-	vs.	c Bradley	St. Louis, Mo.	L 44-52	

t = Cessna Classic (Wichita, Kan.)
* = Missouri Valley Conference game
c = MVC Tournament (St. Louis, Mo./St. Louis Arena)

/// 1994-95

Final Record: 13-14 (6-12 MVC)

Date	WSU	Opp	Opponent	Location	Result	
Nov 26	-	-	-	SMU	Wichita	W 78-67
Nov 28	-	at	-	Northern Illinois	DeKalb, Ill.	L 77-79
Dec 03	-	-	-	Nebraska-Omaha	Wichita	W 89-66
Dec 10	-	at	-	Mississippi	Oxford, Miss.	W 71-70
Dec 17	-	at	* Northern Iowa	Cedar Rapids, Iowa	W 66-61	
Dec 20	-	-	* Evansville	Wichita	W 63-61	
Dec 29	-	-	t Gonzaga	Wichita	W 54-53 ot	
Dec 30	-	-	t The Citadel	Wichita	W 64-62 ot	
Jan 03	-	-	-	Kansas St.	Wichita	W 75-51
Jan 07	-	at	* Southern Illinois	Carbondale, Ill.	L 60-76	
Jan 10	-	-	* Missouri St.	Wichita	W 46-45	
Jan 12	-	-	* Tulsa	Wichita	L 52-79	
Jan 15	-	at	* Drake	Des Moines, Iowa	L 46-69	
Jan 19	-	at	* Bradley	Peoria, Ill.	L 47-71	
Jan 21	-	at	* Illinois St.	Normal, Ill.	L 69-73	
Jan 28	-	-	* Bradley	Wichita	W 54-47	
Jan 30	-	-	* Northern Iowa	Wichita	L 58-59	
Feb 04	-	-	* Illinois St.	Wichita	L 82-83 ot	
Feb 07	-	at	* Missouri St.	Springfield, Mo.	L 54-57	
Feb 11	-	-	* Drake	Wichita	W 62-60	
Feb 16	-	-	* Indiana St.	Wichita	W 67-58	
Feb 18	-	at				



ALL-TIME RESULTS

Dec 28	-	-	t Bucknell	Wichita	W 85-66
Dec 29	-	-	t St. Peter's	Wichita	L 48-56
Jan 02	-	at	Kansas St.	Manhattan	L 64-70
Jan 04	-	at	* Drake	Des Moines, Iowa	L 62-66
Jan 06	-	at	* Creighton	Omaha, Neb.	L 57-66
Jan 10	-	-	* Indiana St.	Wichita	W 78-60
Jan 13	-	-	* Drake	Wichita	L 55-64 ot
Jan 16	-	-	* Illinois St.	Wichita	L 59-61
Jan 20	-	at	* Southern Illinois	Carbondale, Ill.	L 54-76
Jan 22	-	at	* Indiana St.	Terre Haute, Ind.	L 51-66
Jan 27	-	at	* Illinois St.	Normal, Ill.	L 57-74
Jan 29	-	at	* Bradley	Peoria, Ill.	L 49-68
Feb 03	-	-	* Creighton	Wichita	L 56-68
Feb 05	-	-	* Southern Illinois	Wichita	W 59-56
Feb 10	-	-	* Tulsa	Wichita	L 47-75
Feb 15	-	-	* Bradley	Wichita	W 76-60
Feb 19	-	at	* Northern Iowa	Cedar Rapids, Iowa	W 80-68
Feb 22	-	-	* Missouri St.	Wichita	L 71-78
Feb 24	-	at	* Tulsa	Tulsa, Okla.	L 66-72
Feb 27	-	-	* Oral Roberts	Wichita	L 60-61

= City Bank/ Aloha Airlines Big Island Invitational (Hilo, Hawaii)
 t = Cessna Classic (Wichita, Kan.)
 * = Missouri Valley Conference game



RANDY SMITHSON

4 Seasons; 1996-00
 Career Record at WSU: 55-62 (.491)

/// 1996-97

Final Record: 14-13 (8-10 MVC)

Date	WSU	Opp	Opponent	Location	Result
Nov 30	-	-	SMU	Wichita	W 62-44
Dec 03	-	at	Kansas St.	Manhattan	W 74-59
Dec 07	-	-	Cleveland St.	Wichita	W 72-70
Dec 14	-	at	* Mississippi	Oxford, Miss.	L 65-68
Dec 19	-	-	* Tulsa	Wichita	L 53-56
Dec 21	-	-	* Prairie View A&M	Wichita	W 95-62
Dec 27	-	t	* Sam Houston St.	Wichita	W 70-51
Dec 28	-	-	t VCU	Wichita	W 80-50
Jan 02	-	at	* Evansville	Evansville, Ind.	W 69-55
Jan 04	-	at	* Indiana St.	Terre Haute, Ind.	W 54-51
Jan 07	-	-	* Bradley	Wichita	W 64-59 ot
Jan 11	-	-	* Creighton	Wichita	L 67-70
Jan 18	-	-	* Missouri St.	Wichita	W 75-60
Jan 22	-	-	* Drake	Wichita	W 80-74
Jan 25	-	at	* Illinois St.	Normal, Ill.	L 71-79
Jan 27	-	at	* Bradley	Peoria, Ill.	L 57-74
Jan 30	-	-	* Indiana St.	Wichita	L 61-69
Feb 01	-	at	* Northern Iowa	Cedar Falls, Iowa	L 56-58
Feb 05	-	at	* Southern Illinois	Carbondale, Ill.	L 56-60
Feb 08	-	-	* Illinois St.	Wichita	L 53-62
Feb 10	-	at	* Drake	Des Moines, Iowa	W 65-55
Feb 15	-	-	* Evansville	Wichita	L 60-62
Feb 17	-	-	* Southern Illinois	Wichita	W 92-82
Feb 20	-	at	* Creighton	Omaha, Neb.	L 58-59
Feb 22	-	at	* Missouri St.	Springfield, Mo.	L 62-70 ot
Feb 24	-	at	* Northern Iowa	Wichita	W 81-68
Feb 28	-	vs.	c Drake	St. Louis, Mo.	L 63-74

t = Cessna Classic (Wichita, Kan.)
 * = MVC game c = MVC Tournament (St. Louis, Mo./ Kiel Center)

/// 1997-98

Final Record: 16-15 (11-7 MVC)

Date	WSU	Opp	Opponent	Location	Result
Nov 18	-	-	Chicago St.	Wichita	W 78-52
Nov 22	-	-	* Prairie View A&M	Wichita	W 67-52
Nov 27	-	vs.	# Illinois	Bayamon, P.R.	L 57-70
Nov 28	-	vs.	# Hofstra	Bayamon, P.R.	L 56-65
Nov 29	-	vs.	# Alabama	Bayamon, P.R.	L 58-60
Dec 06	-	at	* Tulsa	Tulsa, Okla.	L 40-50
Dec 10	-	-	* Kansas St.	Wichita	L 83-90 ot
Dec 13	-	23	* Mississippi	Wichita	L 48-71
Dec 20	-	at	* Missouri State	Springfield, Mo.	L 61-91
Dec 22	-	-	* Drake	Wichita	W 80-55
Dec 28	-	-	t William & Mary	Wichita	W 76-74 ot
Dec 29	-	-	t Buffalo	Wichita	W 79-69
Jan 03	-	at	* Cleveland St.	Cleveland, Ohio	L 63-64 ot
Jan 05	-	at	* Indiana St.	Terre Haute, Ind.	L 51-73
Jan 08	-	-	* Northern Iowa	Wichita	W 61-59
Jan 11	-	-	* Bradley	Wichita	L 47-67
Jan 15	-	-	* Illinois St.	Wichita	L 53-56
Jan 17	-	-	* Southern Illinois	Wichita	W 58-57
Jan 22	-	at	* Northern Iowa	Cedar Falls, Iowa	W 67-57
Jan 24	-	at	* Illinois St.	Normal, Ill.	L 59-77
Jan 27	-	-	* Creighton	Wichita	L 72-75 ot
Jan 31	-	at	* Evansville	Evansville, Ind.	W 62-57
Feb 02	-	-	* Indiana St.	Wichita	W 66-57
Feb 07	-	-	* Missouri St.	Wichita	W 65-55
Feb 10	-	at	* Bradley	Peoria, Ill.	W 57-52

Feb 14	-	at	* Creighton	Omaha, Neb.	L 69-79
Feb 16	-	at	* Drake	Des Moines, Iowa	W 68-63
Feb 21	-	-	* Evansville	Wichita	W 80-56
Feb 23	-	at	* Southern Illinois	Carbondale, Ill.	W 70-66
Feb 28	-	vs.	c Indiana St.	St. Louis, Mo.	W 65-55
Mar 01	-	vs.	c Illinois St.	St. Louis, Mo.	L 54-75

= Puerto Rico Shootout (Bayamon, P.R./ Eugene Guerra Sports Complex)
 t = Cessna Classic (Wichita, Kan.)
 * = MVC game c = MVC Tournament (St. Louis, Mo./ Kiel Center)

/// 1998-99

Final Record: 13-17 (6-12 MVC)

Date	WSU	Opp	Opponent	Location	Result
Nov 18	-	-	Florida Atlantic	Wichita	W 88-85
Nov 24	-	at	* Pepperdine	Malibu, Calif.	L 50-60
Nov 27	-	at	# Hawaii	Honolulu, Hawaii	L 51-73
Nov 29	-	vs.	# Rutgers	Honolulu, Hawaii	L 64-74
Dec 05	-	-	* Texas-San Antonio	Wichita	W 82-73
Dec 08	-	at	* Kansas St.	Manhattan, Kan.	L 47-64
Dec 12	-	at	* Illinois St.	Normal, Ill.	L 61-68
Dec 19	-	-	Florida A&M	Wichita	W 91-72
Dec 21	-	-	* Chaminade	Wichita	W 80-51
Dec 29	-	-	t Mercer	Wichita	W 83-43
Dec 30	-	-	t Western Illinois	Wichita	W 85-59
Jan 02	-	-	* Illinois St.	Wichita	W 72-67
Jan 04	-	-	* Drake	Wichita	W 53-39
Jan 07	-	at	* Indiana St.	Terre Haute, Ind.	L 57-91
Jan 09	-	at	* Evansville	Evansville, Ind.	L 73-81
Jan 13	-	at	* Southern Illinois	Carbondale, Ill.	L 55-67
Jan 16	-	at	* Bradley	Peoria, Ill.	L 47-57
Jan 18	-	-	* Missouri St.	Wichita	W 94-88 2ot
Jan 23	-	-	* Southern Illinois	Wichita	L 52-58
Jan 27	-	-	* Northern Iowa	Wichita	L 76-79
Jan 31	-	at	* Missouri St.	Springfield, Mo.	L 58-89
Feb 04	-	-	* Evansville	Wichita	L 63-75
Feb 06	-	-	* Creighton	Wichita	W 98-85
Feb 11	-	at	* Drake	Des Moines, Iowa	W 73-66
Feb 13	-	at	* Northern Iowa	Cedar Falls, Iowa	L 82-87
Feb 18	-	-	* Indiana St.	Wichita	L 68-74
Feb 20	-	-	* Bradley	Wichita	W 79-65
Feb 22	-	at	* Creighton	Omaha, Neb.	L 65-76
Feb 27	-	vs.	c Northern Iowa	St. Louis, Mo.	W 74-72
Feb 28	-	vs.	c Evansville	St. Louis, Mo.	L 71-79

= United Airlines Tipoff (Honolulu, Hawaii)
 t = Cessna Classic (Wichita, Kan.)
 * = MVC game c = MVC Tournament (St. Louis, Mo./ Kiel Center)

/// 1999-00

Final Record: 12-17 (5-11 MVC)

Date	WSU	Opp	Opponent	Location	Result
Nov 19	-	-	McNeese St.	Wichita	W 72-52
Nov 27	-	-	* Prairie View A&M	Wichita	W 93-69
Dec 01	-	at	21 Oklahoma St.	Stillwater, Okla.	L 56-68
Dec 04	-	-	* Pepperdine	Wichita	L 69-74
Dec 06	-	-	* Alaska-Fairbanks	Wichita	W 71-62
Dec 12	-	at	* Washington	Seattle, Wash.	L 47-61
Dec 21	-	-	* Stony Brook	Wichita	W 79-48
Dec 30	-	at	* Indiana St.	Terre Haute, Ind.	L 53-58
Jan 02	-	at	* Evansville	Evansville, Ind.	L 58-84
Jan 05	-	-	* Bradley	Wichita	L 64-75
Jan 10	-	-	* Wyoming	Wichita	W 80-71
Jan 12	-	at	* Missouri St.	Springfield, Mo.	L 63-70
Jan 16	-	-	* Southern Illinois	Wichita	L 79-87
Jan 19	-	at	* Bradley	Peoria, Ill.	L 64-77
Jan 22	-	-	* Northern Iowa	Wichita	L 54-66
Jan 27	-	-	* Indiana St.	Wichita	L 65-72
Jan 29	-	at	* Creighton	Omaha, Neb.	L 72-88
Feb 02	-	-	* Missouri St.	Wichita	W 72-69
Feb 05	-	-	* Evansville	Wichita	W 86-75
Feb 08	-	-	* Centenary	Wichita	W 53-40
Feb 10	-	at	* Southern Illinois	Carbondale, Ill.	L 63-72
Feb 12	-	-	* Drake	Wichita	W 65-60
Feb 16	-	-	* Illinois St.	Wichita	W 73-56
Feb 19	-	at	* Drake	Des Moines, Iowa	W 62-56
Feb 23	-	at	* Illinois St.	Normal, Ill.	L 63-76
Feb 26	-	-	* Creighton	Wichita	L 64-75
Feb 28	-	at	* Northern Iowa	Cedar Falls, Iowa	L 68-81
Mar 03	-	vs.	c Illinois St.	St. Louis, Mo.	W 70-55
Mar 04	-	vs.	c Indiana St.	St. Louis, Mo.	L 50-57

* = MVC game c = MVC Tournament (St. Louis, Mo./ Kiel Center)



MARK TURGEON

7 Seasons; 2000-07
 Career Record at WSU: 128-90 (.536)

/// 2000-01

Final Record: 9-19 (4-14 MVC)

Date	WSU	Opp	Opponent	Location	Result
Nov 21	-	-	* Kansas St.	Wichita	W 76-66
Nov 26	-	-	* Texas-Arlington	Wichita	W 64-50
Nov 30	-	-	* Washington	Wichita	L 66-69
Dec 04	-	-	* Tennessee St.	Wichita	W 73-49
Dec 06	-	-	* Oklahoma St.	Wichita	W 61-59
Dec 09	-	-	* IUPUI	Wichita	W 72-65
Dec 16	-	at	* Creighton	Omaha, Neb.	L 64-74
Dec 18	-	-	* Hampton	Wichita	L 51-68
Dec 22	-	at	* Tulsa	Tulsa, Okla.	L 49-78
Dec 30	-	at	at Wyoming	Laramie, Wyo.	L 65-72
Jan 02	-	-	* Drake	Wichita	W 73-58
Jan 07	-	-	* Northern Iowa	Wichita	W 66-48
Jan 11	-	at	* Drake	Des Moines, Iowa	L 86-90
Jan 14	-	at	* Indiana St.	Terre Haute, Ind.	L 82-80 ot
Jan 17	-	-	* Southern Illinois	Wichita	L 72-80
Jan 20	-	-	* Creighton	Wichita	L 52-56
Jan 24	-	at	* Northern Iowa	Cedar Falls, Iowa	L 50-62
Jan 27	-	-	* Indiana St.	Wichita	L 67-85
Jan 29	-	-	* Illinois St.	Wichita	L 61-68
Feb 03	-	at	* Missouri St.	Springfield, Mo.	L 55-68
Feb 06	-	-	* Evansville	Wichita	L 74-77
Feb 10	-	at	* Bradley	Peoria, Ill.	L 57-65
Feb 15	-	at	* Evansville	Evansville, Ind.	L 61-74
Feb 17	-	-	* Missouri St.	Wichita	W 59-48
Feb 21	-	at	* Southern Illinois	Carbondale, Ill.	L 62-68 2ot
Feb 24	-	-	* Bradley	Wichita	W 69-55
Feb 26	-	at	* Illinois St.	Normal, Ill.	L 71-79
Mar 02	-	vs.	c Missouri St.	St. Louis, Mo.	L 45-57

* = Missouri Valley Conference game
 c = MVC Tournament (St. Louis, Mo./ Savvis Center)

/// 2001-02

Final Record: 15-15 (9-9 MVC)

Date	WSU	Opp	Opponent	Location	Result
Nov 16	-	vs.	t Delaware	Fairbanks, Alaska	L 47-62
Nov 17	-	vs.	t Radford	Fairbanks, Alaska	W 82-81
Nov 18	-	vs.	t Mississippi	Fairbanks, Alaska	L 68-80
Nov 24	-	-	* Georgia Southern	Wichita	W 97-77
Nov 28	-	-	* Texas-Arlington	Wichita	W 102-89
Dec 01	-	at	14 Oklahoma St.	Stillwater, Okla.	L 59-61
Dec 05	-	at	* Kansas St.	Manhattan	W 65-56
Dec 08	-	-	* Tulsa	Wichita	L 76-82
Dec 17	-	-	* Jacksonville	Wichita	L 65-67
Dec 21	-	-	* Western Carolina	Wichita	W 102-73
Dec 29	-	at	* Chicago St.	Chicago, Ill.	W 78-56
Jan 02	-	-	* Bradley	Wichita	W 70-64
Jan 05	-	at	* Missouri St.	Springfield, Mo.	L 61-82
Jan 07	-	at	* Illinois St.	Normal, Ill.	L 71-81
Jan 10	-	-	* Southern Illinois	Wichita	W 88-79
Jan 12	-	-	* Drake	Wichita	W 81-65
Jan 16	-	at	* Indiana St.	Terre Haute, Ind.	W 64-63
Jan 19	-	-	* Evansville	Wichita	W 81-63
Jan 22	-	-	* Creighton	Wichita	L 55-67
Jan 27	-	at	* Bradley	Peoria, Ill.	L 49-66
Jan 30	-	at	* Drake	Des Moines, Iowa	L 64-80
Feb 03	-	-	* Indiana St.	Wichita	W 87-84 ot
Feb 06	-	at	* Southern Illinois	Carbondale, Ill.	L 58-78
Feb 09	-	-	* Missouri St.	Wichita	W 71-63
Feb 12	-	at	* Northern Iowa	Cedar Falls, Iowa	L 75-83 ot
Feb 17	-	at	* Creighton	Omaha, Neb.	L 67-69
Feb 20	-	-	* Illinois St.	Wichita	W 77-66
Feb 23	-	at	* Evansville	Evansville, Ind.	L 81-83 ot
Feb 25	-	-	* Northern Iowa	Wichita	W 86-74
Mar 02	-	vs.	c Missouri St.	St. Louis, Mo.	L 59-72

t = Top of the World Classic (Fairbanks, Alaska)
 * = MVC game c = MVC Tournament (St. Louis, Mo./ Savvis Center)

/// 2002-03

Final Record: 18-12 (12-6 MVC)

National Invitational Tournament Qualifier

Home games played at Kansas Coliseum due to arena renovation



ALL-TIME RESULTS

Jan 07	-	-	* Indiana St.	Wichita	W 71-55
Jan 10	-	-	* Missouri St.	Wichita	W 67-63
Jan 15	-	at	* Southern Illinois	Carbondale, Ill.	L 64-69
Jan 18	-	at	* Illinois St.	Normal, Ill.	W 69-66
Jan 21	-	-	* Drake	Wichita	W 69-61
Jan 25	-	at	* Bradley	Peoria, Ill.	W 64-60
Jan 29	-	at	* Evansville	Evansville, Ind.	L 74-75
Feb 01	-	-	* Southern Illinois	Wichita	L 59-94
Feb 04	-	-	* Illinois St.	Wichita	W 85-71
Feb 08	-	at	* Northern Iowa	Cedar Falls, Iowa	L 72-80
Feb 10	-	-	* Evansville	Wichita	W 89-84
Feb 15	-	-	12 * Creighton	Wichita	W 80-74
Feb 19	-	at	* Drake	Des Moines, Iowa	W 80-70
Feb 22	-	at	* Indiana St.	Terre Haute, Ind.	W 72-63
Feb 25	-	-	* Bradley	Wichita	L 77-86
Mar 01	-	at	* Missouri St.	Springfield, Mo.	W 71-65
Mar 03	-	at	17 * Creighton	Omaha, Neb.	L 60-86
Mar 08	-	vs.	c Bradley	St. Louis, Mo.	W 70-66
Mar 09	-	vs.	19 c Creighton	St. Louis, Mo.	L 69-70
Mar 19	-	at	n Iowa St.	Ames, Iowa	L 65-76

* = Missouri Valley Conference game
 c = MVC Tournament (St. Louis, Mo./ Savvis Center)
 n = National Invitational Tournament

/// 2003-04

Final Record: 21-11 (12-6 MVC)
 National Invitational Tournament Qualifier
 First season at newly renovated Charles Koch Arena

Date	WSU	Opp	Opponent	Location	Result
Nov 21	-	vs.	t LaSalle	St. Thomas, USVI	W 74-71
Nov 22	-	vs.	t Hampton	St. Thomas, USVI	W 68-65
Nov 23	-	vs.	t Boston College	St. Thomas, USVI	L 81-84
Nov 29	-	-	* Northern Arizona	Wichita	W 68-51
Dec 02	-	at	* Manhattan	Riverdale, N.Y.	W 74-57
Dec 06	-	-	* Rockhurst	Wichita	W 84-59
Dec 10	-	at	* Kansas St.	Manhattan, Kan.	L 50-54
Dec 13	-	at	* Missouri St.	Springfield, Mo.	W 81-63
Dec 20	-	-	* Tulsa	Wichita	W 66-58
Dec 22	-	-	* Texas-Arlington	Wichita	W 75-61
Dec 30	-	-	* Oral Roberts	Wichita	L 73-76
Jan 03	-	-	* Drake	Wichita	L 60-71
Jan 08	-	-	* Northern Iowa	Wichita	W 82-65
Jan 11	-	at	* Southern Illinois	Carbondale, Ill.	L 64-73
Jan 14	-	at	* Bradley	Peoria, Ill.	W 66-53
Jan 17	-	-	* Indiana St.	Wichita	L 63-64
Jan 21	-	-	* Creighton	Wichita	W 77-62
Jan 24	-	at	* Evansville	Evansville, Ind.	W 88-66
Jan 28	-	-	* Southern Illinois	Wichita	L 79-84
Jan 31	-	at	* Drake	Des Moines, Iowa	W 70-60
Feb 04	-	at	* Illinois St.	Normal, Ill.	W 70-50
Feb 08	-	-	* Bradley	Wichita	W 78-57
Feb 11	-	at	* Indiana St.	Terre Haute, Ind.	W 67-53
Feb 14	-	-	* Evansville	Wichita	W 90-73
Feb 18	-	at	* Northern Iowa	Cedar Falls, Iowa	L 80-85
Feb 21	-	-	b Austin Peay	Wichita	W 62-47
Feb 25	-	-	* Missouri St.	Wichita	W 77-66
Feb 28	-	-	* Illinois St.	Wichita	W 68-62
Mar 01	-	at	* Creighton	Omaha, Neb.	L 61-75
Mar 06	-	vs.	c Drake	St. Louis, Mo.	W 63-57
Mar 07	-	vs.	c Northern Iowa	St. Louis, Mo.	L 56-63
Mar 19	-	-	n Florida St.	Wichita	L 65-76 2ot

t = Paradise Jam (St. Thomas, U.S. Virgin Islands)
 * = MVC game c = MVC Tournament (St. Louis, Mo./ Savvis Center)
 b = Bracket Busters Matchup n = National Invitational Tournament

/// 2004-05

Final Record: 22-10 (12-6 MVC)
 National Invitational Tournament Qualifier

Date	WSU	Opp	Opponent	Location	Result
Nov 20	-	-	* Eastern Wash.	Wichita	W 80-62
Nov 27	-	at	* Austin Peay	Clarksville, Tenn.	W 72-62
Dec 01	-	-	* San Francisco	Wichita	W 65-55
Dec 08	-	at	* Drake	Des Moines, Iowa	W 75-53
Dec 11	-	at	* Providence	Providence, R.I.	W 90-86
Dec 18	-	at	* Tulsa	Tulsa, Okla.	W 71-66
Dec 21	-	-	* Texas-San Antonio	Wichita	W 84-79
Dec 28	-	-	* UMKC	Wichita	W 81-68
Dec 31	-	-	* Evansville	Wichita	W 91-81
Jan 03	-	-	* Manhattan	Wichita	L 59-64
Jan 08	-	at	* Missouri St.	Springfield, Mo.	W 63-61
Jan 12	-	-	* Bradley	Wichita	W 88-73
Jan 15	-	at	* Indiana St.	Terre Haute, Ind.	L 60-64
Jan 17	-	at	* Evansville	Evansville, Ind.	W 81-65
Jan 22	-	-	* Southern Illinois	Wichita	W 58-56
Jan 24	-	at	* Northern Iowa	Cedar Falls, Iowa	W 65-57
Jan 26	-	-	* Drake	Wichita	W 75-65
Jan 29	-	-	* Illinois St.	Wichita	W 78-72
Feb 01	-	at	* Creighton	Omaha, Neb.	L 69-73
Feb 05	-	-	* Indiana St.	Wichita	W 67-57
Feb 10	-	at	* Illinois St.	Normal, Ill.	W 76-62
Feb 12	-	at	* Bradley	Peoria, Ill.	L 68-74
Feb 16	-	-	* Creighton	Wichita	L 62-68
Feb 19	-	at	b Miami (Ohio)	Oxford, Ohio	L 58-65
Feb 23	-	-	* Missouri St.	Wichita	W 72-61
Feb 26	-	at	* Southern Illinois	Carbondale, Ill.	L 55-65

Feb 28	-	-	* Northern Iowa	Wichita	L 66-67
Mar 05	-	vs.	c Drake	St. Louis, Mo.	W 72-52
Mar 06	-	vs.	c Creighton	St. Louis, Mo.	L 60-70
Mar 16	-	-	n Houston	Wichita	W 85-69
Mar 19	-	-	n Western Kentucky	Wichita	W 85-81
Mar 21	-	at	n Vanderbilt	Nashville, Tenn.	L 63-65

* = Missouri Valley Conference game c = MVC Tournament (St. Louis, Mo.)
 b = Bracket Buster matchup n = National Invitational Tournament

/// 2005-06

Final Record: 26-9 (14-4 MVC)
 MVC Regular Season Champion
 NCAA Tournament -- Sweet 16

Date	WSU	Opp	Opponent	Location	Result
Nov 18	-	-	* Panhandle St.	Wichita	W 83-55
Nov 20	-	-	^ Texas Southern	Wichita	W 86-54
Nov 22	-	-	^ Texas-Pan American	Wichita	W 97-66
Nov 25	-	vs.	15 t Illinois	S. Padre Island, Texas	L 54-55
Nov 26	-	vs.	t Delaware St.	S. Padre Island, Texas	W 62-44
Nov 30	-	-	* Providence	Wichita	W 82-74
Dec 03	-	-	* Northwestern St.	Wichita	W 57-55
Dec 06	-	at	* San Francisco	San Francisco, Calif.	W 75-67
Dec 10	-	at	13 Michigan St.	Detroit, Mich.	L 64-83
Dec 17	-	at	* UMKC	Kansas City, Mo.	W 77-55
Dec 20	-	-	* Miami (Ohio)	Wichita	W 55-46
Dec 28	-	-	* Indiana State	Wichita	W 66-62
Dec 30	-	-	* Bradley	Wichita	W 69-67 ot
Jan 02	-	at	* Southern Illinois	Carbondale, Ill.	L 49-58
Jan 05	-	-	* Northern Iowa	Wichita	L 61-75
Jan 08	-	at	* Illinois St.	Normal, Ill.	W 56-47
Jan 11	-	at	* Bradley	Peoria, Ill.	W 86-76
Jan 14	-	-	* Missouri St.	Wichita	W 81-57
Jan 19	-	at	* Evansville	Evansville, Ind.	W 69-62
Jan 22	-	at	* Missouri St.	Springfield, Mo.	W 68-62
Jan 25	-	-	* Drake	Wichita	W 85-62
Jan 28	-	at	* Creighton	Omaha, Neb.	L 55-57
Feb 01	-	-	* Evansville	Wichita	W 74-66
Feb 04	-	-	* Southern Illinois	Wichita	W 71-63 2ot
Feb 07	-	at	25 * Northern Iowa	Cedar Falls, Iowa	L 56-68
Feb 11	-	at	* Indiana St.	Terre Haute, Ind.	W 77-58
Feb 14	-	-	* Creighton	Wichita	W 62-61 ot
Feb 18	-	-	b George Mason	Wichita	L 67-70
Feb 22	-	at	* Drake	Des Moines, Iowa	W 60-58
Feb 25	-	-	* Illinois St.	Wichita	W 64-57
Mar 03	-	vs.	c Indiana St.	St. Louis, Mo.	W 81-63
Mar 04	-	vs.	c Bradley	St. Louis, Mo.	L 52-60
Mar 16	-	vs.	§ Seton Hall	Greensboro, N.C.	W 86-66
Mar 18	-	vs.	18 § Tennessee	Greensboro, N.C.	W 80-73
Mar 24	-	vs.	r George Mason	Washington, D.C.	L 55-63

t = SPI Invitational (S. Padre Island, Texas) ^ = Preliminary Round (Wichita)
 * = MVC game c = MVC Tournament (St. Louis, Mo./ Scottrade Center)
 b = Bracket Busters § = NCAA First & Second Rounds (Greensboro, N.C.)
 r = NCAA Washington D.C. Regional (Washington, D.C.)

/// 2006-07

Final Record: 17-14 (8-10 MVC)

Date	WSU	Opp	Opponent	Location	Result
Nov 11	-	-	* Rockhurst	Wichita	W 71-47
Nov 14	-	-	* Chicago St.	Wichita	W 76-64
Nov 18	-	at	* George Mason	Fairfax, Va.	W 72-66
Nov 25	24	at	20 Louisiana St.	Baton Rouge, La.	W 57-53
Nov 29	17	-	* UMKC	Wichita	W 85-55
Dec 02	17	at	15 Syracuse	Syracuse, N.Y.	W 64-61
Dec 09	10	at	* Wyoming	Casper, Wyo.	W 83-69
Dec 17	8	-	^ Md.-Eastern Shore	Wichita	W 102-46
Dec 19	8	-	^ Kennesaw St.	Wichita	W 74-65
Dec 22	8	vs.	t New Mexico	Las Vegas, Nev.	L 68-71
Dec 23	8	vs.	t Southern California	Las Vegas, Nev.	L 56-60
Dec 30	16	-	* Northern Iowa	Wichita	L 59-63
Jan 01	-	at	* Southern Illinois	Carbondale, Ill.	L 68-73
Jan 04	-	-	* Bradley	Wichita	W 84-63
Jan 07	-	at	* Missouri St.	Springfield, Mo.	L 87-95
Jan 10	-	at	* Indiana St.	Terre Haute, Ind.	L 63-68
Jan 13	-	-	* Evansville	Wichita	W 69-56
Jan 15	-	-	* Creighton	Wichita	W 62-59
Jan 18	-	at	* Illinois St.	Normal, Ill.	L 75-83
Jan 20	-	at	* Bradley	Peoria, Ill.	L 63-78
Jan 24	-	-	* Drake	Wichita	W 82-77
Jan 27	-	at	* Evansville	Evansville, Ind.	W 66-61
Jan 30	-	at	* Northern Iowa	Cedar Falls, Iowa	W 67-61
Feb 03	-	-	* Southern Illinois	Wichita	L 46-54
Feb 08	-	-	* Indiana St.	Wichita	W 61-45
Feb 11	-	-	* Illinois St.	Wichita	W 69-64
Feb 14	-	at	* Drake	Des Moines, Iowa	L 58-62
Feb 17	-	-	b Appalachian St.	Wichita	L 58-60
Feb 20	-	-	* Missouri St.	Wichita	L 65-71
Feb 24	-	at	* Creighton	Omaha, Neb.	L 54-71
Mar 02	-	vs.	c Missouri St.	St. Louis, Mo.	L 64-67

t = Las Vegas Invitational (Las Vegas, Nev.) ^ = Preliminary Round (Wichita)
 * = MVC game c = MVC Tournament (St. Louis, Mo./ Scottrade Center)
 b = Bracket Busters matchup



GREGG MARSHALL

13 Seasons; 2007-Pr.
 Career Record at WSU: 331-121

/// 2007-08

Final Record: 11-20 (4-14 MVC)

Date	WSU	Opp	Opponent	Location	Result
Nov 13	-	-	* Ark.-Pine Bluff	Wichita	W 61-56
Nov 16	-	vs.	t Baylor	St. Thomas, USVI	L 55-64
Nov 17	-	vs.	t Monmouth	St. Thomas, USVI	L 50-59
Nov 19	-	vs.	t Illinois-Chicago	St. Thomas, USVI	W 67-60
Nov 24	-	-	* Wyoming	Wichita	W 75-63
Nov 29	-	at	* Appalachian St.	Boone, N.C.	W 62-53
Dec 04	-	-	* UMKC	Wichita	W 77-68
Dec 07	-	-	* Texas Arlington	Wichita	L 59-60
Dec 15	-	at	* UMKC	Kansas City, Mo.	L 56-59
Dec 19	-	-	* LSU	Wichita	W 67-47
Dec 22	-	-	* UAB	Wichita	W 61-52
Dec 29	-	-	* Drake	Wichita	L 54-62
Jan 01	-	-	* Illinois St.	Wichita	L 46-49
Jan 05	-	at	* Bradley	Peoria, Ill.	W 80-73
Jan 08	-	at	* Missouri St.	Springfield, Mo.	L 47-71
Jan 12	-	-	* Creighton	Wichita	L 65-68
Jan 16	-	-	* Illinois St.	Normal, Ill.	L 51-72
Jan 19	-	at	* Southern Illinois	Carbondale, Ill.	L 52-63
Jan 23	-	-	* Northern Iowa	Wichita	L 58-65
Jan 26	-	-	* Bradley	Wichita	L 54-63
Jan 29	-	-	* Missouri St.	Wichita	W 70-62 ot
Feb 02	-	at	* Creighton	Omaha, Neb.	L 63-65
Feb 06	-	at	* Evansville	Evansville, Ind.	L 56-64
Feb 09	-	-	* Indiana St.	Wichita	W 65-60
Feb 13	-	at	* Northern Iowa	Cedar Falls, Iowa	L 75-77 ot
Feb 16	-	-	* Southern Illinois	Wichita	L 67-74 ot
Feb 19	-	at	* Indiana St.	Terre Haute, Ind.	L 73-83 ot
Feb 23	-	at	b Northern Arizona	Flagstaff, Ariz.	L 75-85
Feb 26	-	-	* Evansville	Wichita	W 68-54
Mar 01	-	at	20 * Drake	Des Moines, Iowa	L 63-73
Mar 06	-	vs.	c Indiana St.	St. Louis, Mo.	L 67-71

t = Paradise Jam (St. Thomas, U.S. Virgin Islands)
 * = MVC game b = Bracket Busters matchup
 c = Missouri Valley Conference Tournament (St. Louis, Mo./Scottrade Center)

/// 2008-09

Final Record: 17-17 (8-10 MVC)
 CBI Invitational -- Quarterfinalist

Date	WSU	Opp	Opponent	Location	Result
Nov 16	-	-	* Florida A&M	Wichita	W 77-53
Nov 19	-	-	* UMKC	Wichita	L 63-66
Nov 24	-	-	* Centenary	Wichita	W 65-44
Nov 27	-	vs.	21 t Georgetown	Lake Buena Vista, Fla.	L 50-58
Nov 28	-	vs.	t Siena	Lake Buena Vista, Fla.	W 72-70
Nov 30	-	vs.	5 t Michigan St.	Lake Buena Vista, Fla.	L 57-65
Dec 03	-	at	* Texas Tech	Lubbock, Texas	L 69-72
Dec 08	-	at	* TCU	Ft. Worth, Texas	L 48-57
Dec 12	-	-	* Gardner-Webb	Wichita	W 76-64
Dec 20	-	-	* Northern Arizona	Wichita	W 58-53
Dec 22	-	-	* North Dakota	Wichita	W 66-51
Dec 28	-	at	* Creighton	Omaha, Neb.	L 56-68
Dec 31	-	-	* Bradley	Wichita	L 58-60
Jan 03	-	at	* Northern Iowa	Cedar Falls, Iowa	L 54-78
Jan 07	-	-	* Southern Illinois	Wichita	L 62-74
Jan 11	-	at	* Drake	Des Moines, Iowa	L 69-74
Jan 14	-	at	* Missouri St.	Springfield, Mo.	L 55-68
Jan 17					



ALL-TIME RESULTS

2009-10

Final Record: 25-10 (12-6 MVC)
NIT -- Round of 32

Date	WSU	Opp	Opponent	Location	Result
Nov 15	-	-	^ Fairleigh Dickinson	Wichita	W 80-64
Nov 18	-	-	^ Ark.-Monticello	Wichita	W 79-50
Nov 23	-	vs.	t Pittsburgh	Kansas City, Mo.	L 55-68
Nov 24	-	vs.	t Iowa	Kansas City, Mo.	W 74-57
Nov 28	-	at	- Cleveland St.	Cleveland, Ohio	W 69-54
Nov 30	-	-	- Alcorn St.	Wichita	W 87-52
Dec 03	-	-	- Texas Southern	Wichita	W 74-43
Dec 05	-	-	- S.C. Upstate	Wichita	W 72-45
Dec 09	-	at	- UMKC	Kansas City, Mo.	W 73-52
Dec 12	-	-	- % TCU	Wichita	W 80-68
Dec 19	-	16	- Texas Tech	Wichita	W 85-83
Dec 21	-	-	- North Dakota St.	Wichita	W 69-57
Dec 29	-	at	- * Illinois St.	Normal, Ill.	L 52-72
Jan 01	-	-	- * Drake	Wichita	W 61-38
Jan 03	-	-	- * Bradley	Wichita	W 81-69
Jan 06	-	at	- * Missouri St.	Springfield, Mo.	W 65-62
Jan 09	-	-	- * Creighton	Wichita	W 70-58
Jan 13	-	at	- * Indiana St.	Terre Haute, Ind.	W 84-73
Jan 16	-	at	- * Creighton	Omaha, Neb.	L 56-57
Jan 19	-	20	- * Northern Iowa	Wichita	W 60-51
Jan 23	-	at	- * Drake	Des Moines, Iowa	L 64-78
Jan 27	-	-	- * Illinois St.	Wichita	W 74-66
Jan 31	-	at	- * Southern Illinois	Carbondale, Ill.	W 55-54
Feb 03	-	24	- * Northern Iowa	Cedar Falls, Iowa	L 56-59
Feb 06	-	-	- * Indiana St.	Wichita	W 76-70
Feb 09	-	at	- * Evansville	Evansville, Ind.	L 62-65
Feb 14	-	-	- * Missouri St.	Wichita	W 66-64
Feb 17	-	-	- * Evansville	Wichita	W 76-70 ot
Feb 20	-	at	- b Utah St.	Logan, Utah	L 58-68
Feb 24	-	at	- * Bradley	Peoria, Ill.	L 73-75
Feb 27	-	-	- * Southern Illinois	Wichita	W 76-55
Mar 05	-	vs.	- c Missouri St.	St. Louis, Mo.	W 73-63
Mar 06	-	vs.	- c Illinois St.	St. Louis, Mo.	W 65-61
Mar 07	-	vs.	- c Northern Iowa	St. Louis, Mo.	L 52-67
Mar 17	-	-	- n Nevada	Wichita	L 70-74

CBE Classic: t = Kansas City, Mo./ Sprint Center ^ = campus sites
% = MVC/Mountain West Challenge * = MVC game
b = Bracket Busters c = MVC Tournament (St. Louis, Mo./ Scottrade Center)
n = National Invitational Tournament (NIT)

2010-11

Final Record: 29-8 (14-4 MVC)
NIT Champions

Date	WSU	Opp	Opponent	Location	Result
Nov 16	-	-	- Texas Southern	Wichita	W 79-67
Nov 22	-	vs.	- t Connecticut	Mau, Hawaii	L 79-83
Nov 23	-	vs.	- t Chamaine	Mau, Hawaii	W 79-58
Nov 24	-	vs.	- t Virginia	Mau, Hawaii	W 70-58
Nov 29	-	-	- UMKC	Wichita	W 71-52
Dec 01	-	-	- Chicago St.	Wichita	W 91-51
Dec 04	-	at	17 % San Diego St.	San Diego, Calif.	L 69-83
Dec 10	-	-	- Nicholls St.	Wichita	W 68-50
Dec 13	-	-	- Alabama A&M	Wichita	W 71-49
Dec 18	-	vs.	- LSU	Bossier City, La.	W 70-69
Dec 21	-	-	- ! Tulsa	Wichita (IBA)	W 82-79
Dec 29	-	-	- * Evansville	Wichita	W 91-57
Jan 01	-	at	- * Bradley	Peoria, Ill.	W 79-63
Jan 04	-	-	- * Drake	Wichita	W 82-63
Jan 07	-	at	- * Illinois St.	Normal, Ill.	W 65-51
Jan 09	-	-	- * Missouri St.	Wichita	L 56-59
Jan 12	-	at	- * Creighton	Omaha, Neb.	W 68-54
Jan 15	-	at	- * Drake	Des Moines, Iowa	W 68-54
Jan 19	-	-	- * Northern Iowa	Wichita	L 74-77
Jan 22	-	-	- * Indiana St.	Wichita	W 93-83 3ot
Jan 26	-	at	- * Southern Illinois	Carbondale, Ill.	W 74-64
Jan 29	-	-	- * Bradley	Wichita	W 61-41
Feb 01	-	at	- * Indiana St.	Terre Haute, Ind.	W 70-54
Feb 05	-	-	- * Illinois St.	Wichita	W 74-57
Feb 08	-	-	- * Southern Illinois	Wichita	L 53-56
Feb 12	-	at	- * Northern Iowa	Cedar Falls, Iowa	W 73-55
Feb 15	-	at	- * Evansville	Evansville, Ind.	W 80-74
Feb 18	-	-	- b VCU	Wichita	L 67-68
Feb 23	-	-	- * Creighton	Wichita	W 67-65
Feb 26	-	at	- * Missouri St.	Springfield, Mo.	L 64-69
Mar 04	-	vs.	- c Bradley	St. Louis, Mo.	W 70-56
Mar 05	-	vs.	- c Indiana St.	St. Louis, Mo.	L 54-61
Mar 16	-	-	- n Nebraska	Wichita	W 76-49
Mar 20	-	at	- n Virginia Tech	Blacksburg, Va.	W 79-76 ot
Mar 23	-	-	- n Col. of Charleston	Wichita	W 82-75
Mar 29	-	vs.	- ^ Washington St.	New York, N.Y.	W 75-44
Mar 31	-	vs.	- ^ Alabama	New York, N.Y.	W 66-57

t = EA Sports Maui Invitational (Lahaina, Maui, Hawaii/ Lahaina Civic Center)
! = INTRUST Bank Arena (Wichita, Kan.)
% = MVC/Mountain West Challenge
* = Missouri Valley Conference game
b = Bracketbusters matchup
c = MVC Tournament (St. Louis, Mo./ Scottrade Center)
n = National Invitational Tournament (campus sites)
^ = NIT Semifinals and Championship (New York/ Madison Square Garden)

2011-12

Final Record: 27-6 (16-2 MVC)
MVC Regular Season Champion, NCAA Tournament -- Round of 64

Date	WSU	Opp	Opponent	Location	Result
Nov 13	-	-	- Charleston So.	Wichita	W 85-57
Nov 17	-	vs.	- t Colorado	San Juan, P.R.	W 67-58
Nov 18	-	vs.	16 t Alabama	San Juan, P.R.	L 60-70
Nov 20	-	vs.	- t Temple	San Juan, P.R.	L 74-78 ot
Nov 25	-	-	- ! UAB	Wichita (IBA)	W 68-46
Dec 01	-	-	- Cal State Fullerton	Wichita	W 75-60
Dec 04	-	-	- 18 % UNLV	Wichita	W 89-70
Dec 07	-	at	- Tulsa	Tulsa, Okla.	W 77-67
Dec 10	-	-	- Utah State	Wichita	W 83-76
Dec 14	-	-	- Chicago St.	Wichita	W 94-44
Dec 19	-	-	- Newman	Wichita	W 102-53
Dec 28	-	at	- * Bradley	Peoria, Ill.	W 90-51
Dec 31	-	21	- * Creighton	Wichita	L 61-68
Jan 04	-	at	- * Evansville	Evansville, Ind.	W 67-66
Jan 07	-	at	- * Southern Illinois	Carbondale, Ill.	W 83-73
Jan 10	-	-	- * Illinois St.	Wichita	W 65-62
Jan 13	-	-	- * Bradley	Wichita	W 78-41
Jan 15	-	at	- * Indiana St.	Terre Haute, Ind.	W 75-65
Jan 18	-	at	- * Northern Iowa	Cedar Falls, Iowa	W 71-68
Jan 21	-	-	- * Southern Illinois	Wichita	W 85-42
Jan 25	-	-	- * Evansville	Wichita	W 86-74
Jan 28	-	at	- * Drake	Des Moines, Iowa	L 86-93 3ot
Feb 01	-	at	- * Missouri St.	Springfield, Mo.	W 74-67
Feb 04	-	-	- * Indiana St.	Wichita	W 71-66
Feb 08	-	-	- * Northern Iowa	Wichita	W 82-57
Feb 11	-	at	17 * Creighton	Omaha, Neb.	W 89-68
Feb 15	-	24	- * Missouri St.	Wichita	W 73-58
Feb 18	-	24	- b Davidson	Davidson, N.C.	W 91-74
Feb 22	-	19	at - * Illinois St.	Normal, Ill.	W 68-55
Feb 25	-	19	- * Drake	Wichita	W 81-58
Mar 02	-	15	vs. - c Indiana St.	St. Louis, Mo.	W 72-48
Mar 03	-	15	vs. - c Illinois St.	St. Louis, Mo.	L 64-65
Mar 15	-	vs.	- % VCU	Portland, Ore.	L 59-62

t = Puerto Rico Tipoff (San Juan, P.R.)
! = INTRUST Bank Arena (Wichita, Kan.)
% = MVC/Mountain West Challenge
* = Missouri Valley Conference game
b = Bracketbusters matchup
c = MVC Tournament (St. Louis, Mo./ Scottrade Center)
\$ = NCAA Second & Third Rounds (Portland, Ore.)

2012-13

Final Record: 30-9 (12-6 MVC)
NCAA Tournament -- Final Four

Date	WSU	Opp	Opponent	Location	Result
Nov 10	-	-	- NC Central	Wichita	W 71-57
Nov 13	-	at	- VCU	Richmond, Va.	W 53-51
Nov 15	-	-	- ^ Western Carolina	Wichita	W 79-63
Nov 17	-	-	- ^ Howard	Wichita	W 69-50
Nov 20	-	vs.	- t DePaul	Cancun, Mexico	W 75-62
Nov 21	-	vs.	- t Iowa	Cancun, Mexico	W 75-63
Nov 28	-	-	- Tulsa	Wichita	W 86-60
Dec 02	-	at	- % Air Force	Colo. Springs, Colo.	W 72-69
Dec 08	-	24	- Northern Colorado	Wichita	W 80-54
Dec 13	-	23	at - Tennessee	Knoxville, Tenn.	L 60-69
Dec 20	-	-	- Charleston So.	Wichita	W 65-53
Dec 22	-	-	- ! Southern Miss	Wichita (IBA)	W 59-51
Dec 30	-	-	- * Northern Iowa	Wichita	W 66-41
Jan 02	-	at	- * Drake	Des Moines, Iowa	W 75-63
Jan 06	-	at	- * Bradley	Peoria, Ill.	W 69-63
Jan 09	-	23	- * Southern Illinois	Wichita	W 82-76
Jan 13	-	23	at - * Evansville	Evansville, Ind.	L 67-71
Jan 16	-	-	- * Illinois State	Wichita	W 74-62
Jan 19	-	-	- 12 * Creighton	Wichita	W 67-64
Jan 23	-	20	at - * Missouri State	Springfield, Mo.	W 62-52
Jan 26	-	20	at - * Bradley	Wichita	W 70-39
Jan 29	-	15	- * Indiana State	Wichita	L 55-68
Feb 02	-	15	at - * Northern Iowa	Cedar Falls, Iowa	L 52-57
Feb 05	-	at	- * Southern Illinois	Carbondale, Ill.	L 62-64
Feb 09	-	-	- * Missouri State	Wichita	W 79-50
Feb 13	-	-	- * Drake	Wichita	W 71-56
Feb 17	-	at	- * Illinois State	Normal, Ill.	W 68-67
Feb 19	-	at	- * Indiana State	Terre Haute, Ind.	W 66-62
Feb 23	-	-	- b Detroit	Wichita	W 94-79
Feb 27	-	-	- * Evansville	Wichita	L 56-59
Mar 02	-	at	- * Creighton	Omaha, Neb.	L 79-91
Mar 08	-	vs.	- c Missouri State	St. Louis, Mo.	W 69-59
Mar 09	-	vs.	- c Illinois State	St. Louis, Mo.	W 66-51
Mar 10	-	vs.	- c Creighton	St. Louis, Mo.	L 65-68
Mar 21	-	vs.	20 \$ Pittsburgh	Salt Lake City, Utah	W 73-55
Mar 23	-	vs.	1 \$ Gonzaga	Salt Lake City, Utah	W 76-70
Mar 28	-	vs.	r La Salle	Los Angeles, Calif.	W 72-58
Mar 30	-	vs.	7 r Ohio State	Los Angeles, Calif.	W 70-66
Apr 06	-	vs.	2 f Louisville	Atlanta, Ga.	L 68-72

t = Cancun Challenge (Cancun, Mexico) ^ = Preliminary Round (campus sites)
% = MVC/Mountain West Challenge ! = at INTRUST Bank Arena
* = Missouri Valley Conference game
b = Bracketbusters matchup
c = MVC Tournament (St. Louis, Mo./ Scottrade Center)
\$ = NCAA Second & Third Rounds (Salt Lake City/ Energy Solutions Arena)
r = NCAA West Regional (Los Angeles/ Staples Center)
f = Final Four (Atlanta, Ga./ Georgia Dome)

2013-14

Final Record: 35-1 (18-0 MVC)
MVC Regular Season & Tournament Champ, NCAA Tournament -- Round of 64

Date	WSU	Opp	Opponent	Location	Result
Nov 09	16	-	- Emporia St.	Wichita	W 93-50
Nov 11	16	-	- Western Kentucky	Wichita	W 66-49
Nov 14	16	-	- ^ William & Mary	Wichita	W 79-62
Nov 16	16	-	- ^ Tennessee St.	Wichita	W 85-71
Nov 20	14	at	- Tulsa	Tulsa, Okla.	W 77-54
Nov 25	12	vs.	- t DePaul	Kansas City, Mo.	W 90-72
Nov 26	12	vs.	- t BYU	Kansas City, Mo.	W 75-62
Dec 01	12	at	- Saint Louis	St. Louis, Mo.	W 70-65
Dec 07	11	-	- Oral Roberts	Wichita	W 71-58
Dec 14	12	-	- Tennessee	INTRUSTBank Arena	W 70-61
Dec 17	11	at	- Alabama	Tuscaloosa, Ala.	W 72-67
Dec 22	11	-	- N. C. Central	Wichita	W 77-66
Dec 29	10	-	- Davidson	Wichita	W 81-70
Jan 02	8	at	- * Southern Illinois	Carbondale, Ill.	W 82-67
Jan 05	8	-	- * Northern Iowa	Wichita	W 67-53
Jan 08	6	-	- * Illinois St.	Wichita	W 66-47
Jan 11	6	at	- * Missouri St.	Springfield, Mo.	W 72-69 ot
Jan 14	5	-	- * Bradley	Wichita	W 72-50
Jan 18	5	-	- * Indiana St.	Wichita	W 68-48
Jan 22	5	at	- * Illinois St.	Normal, Ill.	W 70-55
Jan 25	5	at	- * Drake	Des Moines, Iowa	W 78-61
Jan 28	4	-	- * Loyola (Chicago)	Wichita	W 57-45
Feb 01	4	-	- * Evansville	Wichita	W 81-67
Feb 05	4	at	- * Indiana St.	Terre Haute, Ind.	W 65-58
Feb 08	4	at	- * Northern Iowa	Cedar Falls, Iowa	W 82-73
Feb 11	4	-	- * Southern Illinois	Wichita	W 87-67
Feb 16	4	at	- * Evansville	Evansville, Ind.	W 84-58
Feb 19	3	at	- * Loyola (Chicago)	Chicago, Ill.	W 88-74
Feb 22	3	-	- * Drake	Wichita	W 83-54
Feb 25	2	at	- * Bradley	Peoria, Ill.	W 69-49
Mar 01	2	-	- * Missouri St.	Wichita	W 68-45
Mar 07	2	vs.	- c Evansville	St. Louis, Mo.	W 80-58
Mar 08	2	vs.	- c Missouri St.	St. Louis, Mo.	W 67-42
Mar 09	2	vs.	- c Indiana St.	St. Louis, Mo.	W 83-69
Mar 21	2	vs.	- \$ Cal Poly	St. Louis, Mo.	W 64-37
Mar 23	2	vs.	- \$ Kentucky	St. Louis, Mo.	L 76-78

CBE Classic: t = Kansas City, Mo./ Sprint Center ^ = campus sites
! = at INTRUST Bank Arena
* = MVC game c = MVC Tournament (St. Louis, Mo./ Scottrade Center)
\$ = NCAA Second & Third Rounds (St. Louis, Mo./ Scottrade Center)

2014-15

Final Record: 30-5 (17-1 MVC)
MVC Regular Season Champion, NCAA Tournament -- Sweet 16

Date	WSU	Opp	Opponent	Location	Result
Nov 14	11	-	- New Mexico St.	Wichita	W 71-54
Nov 18	11	vs.	rv ^ Memphis	Sioux Falls, S.D.	W 71-56
Nov 23	11	-	- Newman	Wichita	W 105-57
Nov 29	9	-	- Tulsa	Wichita	W 75-55
Dec 03	8	at	25 Utah	Salt Lake City, Utah	L 68-69 ot
Dec 06	8	-	- ! Saint Louis	Wichita (IBA)	W 81-52
Dec 09	11	rv	- Seton Hall	Wichita	W 77-68
Dec 13	11	at	- Detroit	Detroit, Mich.	W 77-68
Dec 16	11	-	- Alabama	Wichita	W 53-52
Dec 22	11	vs.	- t Loyola Marymount	Honolulu, Hawaii #	W 80-53
Dec 23	11	at	- t Hawaii	Honolulu, Hawaii #	W 80-79 ot
Dec 25	11	vs.	- t George Washington	Honolulu, Hawaii #	L 54-60
Dec 31	16	at	- * Drake	Des Moines, Iowa	W 66-58
Jan 04	16	-	- * Illinois St.	Wichita	W 70-62
Jan 07	15	-	- * Bradley	Wichita	W 63-43



ALL-TIME RESULTS

/// 2015-16

Final Record: 26-9 (16-2 MVC)
MVC Regular Season Champion, NCAA Tournament -- Round of 32

Date	WSU	Opp	Opponent	Location	Result
Nov 13	10	-	Charleston So.	Wichita	W 88-63
Nov 17	9	at	Tulsa	Tulsa, Okla.	L 67-77
Nov 21	9	-	Emporia St.	Wichita	W 76-54
Nov 26	20	vs.	t Southern Cal	Lake Buena Vista, Fla.	L 69-72
Nov 27	20	vs.	t Alabama	Lake Buena Vista, Fla.	L 60-64
Nov 29	20	vs.	t Iowa	Lake Buena Vista, Fla.	L 61-84
Dec 05	-	at	* Saint Louis	St. Louis, Mo.	W 68-53
Dec 09	-	rv	^ UNLV	Wichita	W 56-50
Dec 12	-	25	! Utah	Wichita (IBA)	W 67-50
Dec 19	rv	at	* Seton Hall	Newark, N.J.	L 76-80 ot
Dec 22	-	-	* Nevada	Wichita	W 98-69
Dec 31	-	-	* Drake	Wichita	W 67-47
Jan 03	-	at	* Bradley	Peoria, Ill.	W 85-58
Jan 06	rv	-	* Evansville	Wichita	W 67-64
Jan 09	rv	at	* Southern Illinois	Carbondale, Ill.	W 83-58
Jan 13	rv	at	* Missouri St.	Springfield, Ill.	W 78-62
Jan 17	rv	-	* Indiana St.	Wichita	W 82-62
Jan 20	rv	at	* Northern Iowa	Cedar Falls, Iowa	W 74-55
Jan 23	rv	-	* Bradley	Wichita	W 88-54
Jan 27	22	-	* Loyola	Wichita	W 80-54
Jan 31	22	-	* Evansville	Evansville, Ind.	W 78-65
Feb 03	21	-	* Southern Illinois	Wichita	W 76-55
Feb 06	21	at	* Illinois State	Normal, Ill.	L 53-58
Feb 09	25	at	* Drake	Des Moines, Iowa	W 74-48
Feb 13	25	-	* Northern Iowa	Wichita	L 50-53
Feb 15	rv	-	* New Mexico St.	Wichita	W 71-41
Feb 18	rv	-	* Missouri St.	Wichita	W 99-68
Feb 21	rv	at	* Indiana St.	Terre Haute, Ind.	W 84-51
Feb 24	rv	at	* Loyola	Chicago, Ill.	W 76-54
Feb 27	rv	-	* Illinois St.	Wichita	W 74-58
Mar 04	rv	vs.	c Loyola	St. Louis, Mo.	W 66-58
Mar 05	rv	vs.	c Northern Iowa	St. Louis, Mo.	L 52-57 ot
Mar 15	rv	vs.	f Vanderbilt	Dayton, Ohio	W 70-50
Mar 17	rv	vs.	17 \$ Arizona	Providence, R.I.	W 65-55
Mar 19	rv	vs.	10 \$ Miami	Providence, R.I.	L 57-65

t = Advocate Invitational (Lake Buena Vista, Fla./ HP Field House)
! = at INTRUST Bank Arena
^ = MVC/Mountain West Challenge Series
* = Missouri Valley Conference game
c = MVC Tournament (St. Louis, Mo./ Scottrade Center)
f = NCAA First Four (Dayton, Ohio/ University of Dayton Arena)
\$ = NCAA First & Second Rounds (Providence, R.I./ Dunkin' Donuts Arena)

/// 2016-17

Final Record: 31-5 (17-1 MVC)
MVC Regular Season Co-Champion, NCAA Tournament -- Round of 32

Date	WSU	Opp	Opponent	Location	Result
Nov 11	rv	-	* South Carolina St.	Wichita	W 85-39
Nov 13	rv	-	# Long Beach St.	Wichita	W 92-55
Nov 16	rv	-	* Tulsa	Wichita	W 80-53
Nov 20	rv	-	* UMEs	Wichita	W 116-79
Nov 23	rv	vs.	t LSU	Paradise Isl., Bahamas	W 82-47
Nov 24	rv	vs.	10 t Louisville	Paradise Isl., Bahamas	L 52-62
Nov 25	rv	vs.	24 t Michigan St.	Paradise Isl., Bahamas	L 72-77
Nov 30	rv	-	* Southern Nazarene	Wichita	W 87-57
Dec 03	rv	at	^ Colorado St.	Fort Collins, Colo.	W 82-67
Dec 06	rv	-	* Saint Louis	Wichita	W 75-45
Dec 10	rv	at	* Oklahoma	Oklahoma City	W 76-73
Dec 17	rv	rv	! Oklahoma St.	Wichita (IBA)	L 76-93
Dec 22	rv	-	* South Dakota St.	Wichita	W 89-67
Dec 28	-	at	* Indiana St.	Terre Haute, Ind.	W 80-72
Jan 01	-	-	* Bradley	Wichita	W 100-66
Jan 04	-	-	* Drake	Wichita	W 90-65
Jan 08	-	at	* Northern Iowa	Cedar Falls, Iowa	W 80-66
Jan 11	rv	-	* Loyola	Wichita	W 87-75
Jan 14	rv	at	* Illinois St.	Normal, Ill.	L 62-76
Jan 17	-	at	* Evansville	Evansville, Ind.	W 82-65
Jan 21	-	-	* Indiana St.	Wichita	W 84-58
Jan 24	-	-	* Southern Illinois	Wichita	W 87-45
Jan 29	-	at	* Bradley	Peoria, Ill.	W 64-49
Feb 01	rv	at	* Drake	Des Moines, Iowa	W 77-69
Feb 04	rv	rv	* Illinois St.	Wichita	W 86-45
Feb 09	rv	-	* Missouri St.	Wichita	W 80-62
Feb 12	rv	at	* Loyola	Chicago, Ill.	W 81-64
Feb 15	rv	at	* Southern Illinois	Carbondale, Ill.	W 87-68
Feb 18	rv	-	* Northern Iowa	Wichita	W 73-44
Feb 21	25	-	* Evansville	Wichita	W 109-83
Feb 25	25	at	* Missouri St.	Springfield, Mo.	W 86-67
Mar 03	21	vs.	c Bradley	St. Louis, Mo.	W 82-56
Mar 04	21	vs.	c Missouri St.	St. Louis, Mo.	W 78-63
Mar 05	21	vs.	c Illinois St.	St. Louis, Mo.	W 71-51
Mar 17	19	vs.	rv \$ Dayton	Indianapolis, Ind.	W 64-58
Mar 19	19	vs.	5 \$ Kentucky	Indianapolis, Ind.	L 62-65

= Battle 4 Atlantis Preliminary Round (campus sites)
t = Battle 4 Atlantis (Atlantis, Paradise Island, Bahamas)
^ = MVC/Mountain West Challenge Series
% = All-College Classic (Oklahoma City/ Chesapeake Energy Arena)
! = at INTRUST Bank Arena
* = Missouri Valley Conference game
t = MVC Tournament (St. Louis, Mo./ Scottrade Center)
\$ = NCAA First & Second Rounds (Indianapolis, Ind./ Bankers Life Fieldhouse)

/// 2017-18

Final Record: 25-8 (14-4 American)
NCAA Tournament -- Round of 64

Date	WSU	Opp	Opponent	Location	Result
Nov 10	7	-	* UMKC	Wichita	W 109-57
Nov 13	6	-	* Col. of Charleston	Wichita	W 81-63
Nov 20	6	vs.	t California	Lahaina, Hawaii	W 92-82
Nov 21	6	vs.	t Marquette	Lahaina, Hawaii	W 80-66
Nov 22	6	vs.	13 t Notre Dame	Lahaina, Hawaii	L 66-67
Nov 28	8	-	* Savannah St.	Wichita	W 112-66
Dec 02	8	at	16 Baylor	Waco, Texas	W 69-62
Dec 05	6	-	* South Dakota St.	Wichita	W 95-85
Dec 09	6	at	rv Oklahoma St.	Stillwater, Okla.	W 78-66
Dec 16	3	rv	! Oklahoma	Wichita (IBA)	L 83-91
Dec 19	11	-	* Arkansas St.	Wichita	W 89-80
Dec 22	11	-	* Florida Gulf Coast	Wichita	W 75-65
Dec 30	8	at	* UConn	Hartford, Conn.	W 72-62
Jan 04	9	-	* Houston	Wichita	W 81-63
Jan 07	9	-	* South Florida	Wichita	W 95-57
Jan 11	5	at	* ECU	Greenville, N.C.	W 95-60
Jan 15	5	at	* Tulsa	Tulsa, Okla.	W 72-69
Jan 17	7	-	* SMU	Wichita	L 78-83
Jan 20	7	at	* Houston	Houston, Texas %	L 59-73
Jan 25	17	-	* UCF	Wichita	W 81-62
Jan 28	17	-	* Tulsa	Wichita	W 90-71
Feb 01	16	at	* Temple	Philadelphia, Pa.	L 79-81 ot
Feb 06	22	-	* Memphis	Memphis, Tenn.	W 85-65
Feb 10	22	-	* UConn	Wichita	W 95-74
Feb 15	19	-	* Temple	Wichita	W 93-86
Feb 18	19	at	5 * Cincinnati	Highland Heights, Ky. #	W 76-72
Feb 21	13	-	* Tulane	Wichita	W 93-86
Feb 24	13	at	* SMU	Dallas, Texas	W 84-78
Mar 01	11	at	* UCF	Orlando, Fla.	W 75-71 ot
Mar 04	11	10	* Cincinnati	Wichita	L 61-62
Mar 09	11	vs.	c Temple	Orlando, Fla.	W 89-81
Mar 10	11	vs.	21 c Houston	Orlando, Fla.	L 74-77
Mar 16	16	vs.	\$ Marshall	San Diego, Calif.	L 75-81

t = Maui Jim Maui Invitational (Lahaina, Maui, Hawaii/ Lahaina Civic Center)
! = INTRUST Bank Arena (Wichita, Kan.)
% = played at Texas Southern's H&PE Arena (due to facility renovation at UH)
= played at No. Kentucky's BB&T Center (due to Cincy's facility renovation)
* = American Athletic Conference game
c = American Athletic Conference Tournament (Orlando, Fla./ Amway Center)
\$ = NCAA First & Second Rounds (San Diego, Calif./ Viejas Arena at Aztec Bowl)

/// 2018-19

Final Record: 22-15 (10-8 American)
National Invitation Tournament -- Semifinals

Date	WSU	Opp	Opponent	Location	Result
Nov 06	-	-	* Louisiana Tech	Wichita	L 58-71
Nov 09	-	vs.	rv # Providence	Annapolis, Md.	W 83-80
Nov 15	-	vs.	rv t Davidson	Charleston, S.C.	L 53-57
Nov 16	-	vs.	t Appalachian St.	Charleston, S.C.	W 82-76
Nov 18	-	vs.	rv t Alabama	Charleston, S.C.	L 86-90
Nov 25	-	-	* RICE	Wichita	W 90-61
Dec 01	-	-	* BAYLOR	Wichita	W 71-63
Dec 08	-	at	rv Oklahoma	Oklahoma City	L 48-80
Dec 12	-	-	* Jacksonville St.	Wichita	W 69-65
Dec 15	-	-	! Southern Miss	Wichita (IBA)	W 63-60
Dec 19	-	-	* Oral Roberts	Wichita	W 84-63
Dec 22	-	at	* VCU	Richmond, Va.	L 54-70
Jan 03	-	at	* Memphis	Memphis, Tenn.	L 74-85
Jan 06	-	-	* Temple	Wichita	L 81-85 ot
Jan 12	-	at	17 * Houston	Houston, Texas	L 70-79
Jan 16	-	rv	* UCF	Wichita	W 75-67
Jan 19	-	rv	* Cincinnati	Wichita	L 55-66
Jan 22	-	at	* South Florida	Tampa, Fla.	L 41-54
Jan 26	-	at	* UConn	Storrs, Conn.	L 60-80
Jan 30	-	-	* SMU	Wichita	W 85-83
Feb 02	-	-	* Tulsa	Wichita	W 79-68
Feb 06	-	at	* East Carolina	Greenville, N.C.	W 65-49
Feb 09	-	-	* Tulane	Wichita	W 77-62
Feb 17	-	at	rv * Cincinnati	Cincinnati, Ohio	L 62-72
Feb 20	-	at	* Tulsa	Tulsa, Okla.	W 81-60
Feb 23	-	-	* Memphis	Wichita	L 85-88
Feb 28	-	-	* UConn	Wichita	W 65-63
Mar 03	-	at	* SMU	Dallas, Texas	W 67-55
Mar 05	-	-	* East Carolina	Wichita	W 72-55
Mar 09	-	at	* Tulane	New Orleans, La.	W 82-79
Mar 14	-	vs.	c East Carolina	Memphis, Tenn.	W 73-57
Mar 15	-	vs.	c Temple	Memphis, Tenn.	W 80-74
Mar 16	-	vs.	24 c Cincinnati	Memphis, Tenn.	L 63-66
Mar 20	-	at	n Furman	Greenville, S.C.	W 76-70
Mar 24	-	at	n Clemson	Clemson, S.C.	W 63-55
Mar 26	-	at	n Indiana	Bloomington, Ind.	W 73-63
Apr 02	-	vs.	^ Lipscomb	New York, N.Y.	L 64-71

= Veterans Classic (Annapolis, Md./ U.S. Naval Academy, Alumni Hall)
t = Charleston Classic (Charleston, S.C./ TD Arena)
! = at INTRUST Bank Arena
* = American Athletic Conference game
c = American Athletic Conference Tournament (Memphis, Tenn./ FedExForum)
n = National Invitational Tournament (campus sites)
^ = NIT Semifinals (New York/ Madison Square Garden)

/// 2019-20

Final Record: 23-8 (11-7 American)
Postseason Canceled

Date	WSU	Opp	Opponent	Location	Result
Nov 05	-	-	* Omaha	Wichita	W 68-54
Nov 09	-	-	* Texas Southern	Wichita	W 69-63
Nov 16	-	-	^ UT Martin	Wichita	W 103-62
Nov 19	-	-	^ Gardner-Webb	Wichita	W 74-52
Nov 23	-	-	* Oral Roberts	Wichita	W 68-59
Nov 26	-	vs.	t South Carolina	Cancun, Mexico	W 70-47
Nov 27	-	vs.	t West Virginia	Cancun, Mexico	L 63-75
Dec 05	-	-	* Central Arkansas	Wichita	W 95-69
Dec 08	-	at	rv Oklahoma St.	Stillwater, Okla.	W 80-61
Dec 14	-	-	! Oklahoma	Wichita	W 80-75
Dec 21	rv	rv	* VCU	Wichita	W 73-63
Dec 29	rv	-	* Abilene Christian	Wichita	W 84-66
Jan 01	24	-	* East Carolina	Wichita	W 75-69
Jan 04	24	-	* Mississippi	Wichita	W 74-54
Jan 09	23	21	* Memphis	Wichita	W 76-67
Jan 12	23	at	* UConn	Hartford, Conn.	W 89-86 2ot
Jan 15	16	at	* Temple	Philadelphia, Pa.	L 53-65
Jan 18	16	rv	* Houston	Wichita	L 54-65
Jan 21	rv	at	* South Florida	Tampa, Fla.	W 56-43
Jan 25	rv	-	* UCF	Wichita	W 87-79
Feb 01	-	at	rv * Tulsa	Tulsa, Okla.	L 51-54
Feb 06	-	-	* Cincinnati	Wichita	L 79-80
Feb 09	-	at	25 * Houston	Houston, Texas	L 43-76
Feb 13	-	-	* UCF	Orlando, Fla.	W 75-58
Feb 16	-	-	* Tulane	Wichita	W 82-57
Feb 20	-	-	* South Florida	Wichita	W 65-55
Feb 23	-	at	rv * Cincinnati	Cincinnati, Ohio	L 64-67
Feb 27	-	-	* Temple	Wichita	W 72-69
Mar 01	-	at	* SMU	Dallas, Texas	W 66-62
Mar 05	rv	at	* Memphis	Memphis, Tenn.	L 60-68
Mar 08	rv	at	* Tulsa	Wichita	W 75-57

^ = Cancun Challenge Preliminary (Wichita, Kan.)
t = Cancun Challenge (Cancun, Mexico/ Hard Rock Hotel Riviera Maya)
! = at INTRUST Bank Arena
* = American Athletic Conference game



ALL-TIME RESULTS



ISAAC BROWN

3 Seasons; 2020-23
Career Record at WSU: 48-34 (.585)

/// 2020-21

Final Record: 16-6 (11-2 American)
AAC Regular Season Champion; NCAA Tournament -- First Four

Date	WSU	Opp	Opponent	Location	Result
Dec 02	-	-	Oral Roberts	Wichita	W 85-80
Dec 06	-	-	Missouri	Wichita	L 62-72
Dec 12	-	rv	Oklahoma St.	Wichita	L 64-67
Dec 15	-	at	* Tulsa	Tulsa, Okla.	W 69-65
Dec 18	-	-	* Emporia St.	Wichita	W 73-57
Dec 22	-	at	* South Florida	Tampa, Fla.	W 82-77 ot
Dec 30	-	-	Newman	Wichita	W 81-43
Jan 02	-	at	* Ole Miss	Oxford, Miss.	W 83-79
Jan 06	-	at	11 * Houston	Houston, Texas	L 63-70
Jan 10	-	-	* Cincinnati	Wichita	W 82-76
Jan 13	-	rv	* Tulsa	Wichita	W 72-53
Jan 21	-	at	* Memphis	Memphis, Tenn.	L 52-72
Jan 30	-	-	* UCF	Wichita	W 93-88 ot
Feb 03	-	-	* Tulane	Wichita	W 75-67
Feb 07	-	-	* Temple	Wichita	W 70-67
Feb 10	-	at	* UCF	Orlando, Fla.	W 61-60
Feb 18	rv	6	* Houston	Wichita	W 68-63
Mar 03	rv	at	* Tulane	New Orleans, La.	W 78-70
Mar 07	rv	-	* South Florida	Wichita	W 80-63
Mar 12	rv	vs.	- c South Florida	Fort Worth, Texas	W 68-67
Mar 13	rv	vs.	- c Cincinnati	Fort Worth, Texas	L 59-60
Mar 18	-	vs.	- \$ Drake	West Lafayette, Ind.	L 52-53

* = American Athletic Conference game
c = American Athletic Conference Tournament (Ft. Worth, Texas/Dickies Arena)
\$ = NCAA First Four (West Lafayette, Ind./ Mackey Arena)

/// 2021-22

Final Record: 15-13 (6-9 American)

Date	WSU	Opp	Opponent	Location	Result
Nov 09	-	-	Jacksonville St.	Wichita	W 60-57
Nov 13	-	-	South Alabama	Wichita	W 64-58
Nov 16	-	-	Tarleton St.	Wichita	W 65-51
Nov 19	-	vs. rv	t Arizona	Las Vegas, Nev.	L 78-82 ot
Nov 21	-	vs.	t UNLV	Las Vegas, Nev.	W 74-73
Nov 26	-	at	* Missouri	Columbia, Mo.	W 61-55
Dec 01	-	at	* Oklahoma St.	Stillwater, Okla.	W 60-51
Dec 05	-	-	! Kansas St.	Wichita	L 59-65
Dec 11	-	-	Norfolk St.	Wichita	W 71-58
Dec 14	-	-	Alcorn St.	Wichita	W 82-63
Dec 18	-	-	North Texas	Wichita	L 52-62
Dec 22	-	-	Prairie View A&M	Wichita	W 102-66
Jan 01	-	rv	* Memphis	Wichita	L 64-82
Jan 08	-	at	12 * Houston	Houston, Texas	L 66-76
Jan 12	-	-	* Tulane	Wichita	L 67-68
Jan 16	-	-	* Cincinnati	Wichita	L 57-61
Jan 26	-	-	* UCF	Wichita	W 84-79
Jan 29	-	at	* Tulane	New Orleans, La.	L 66-67
Feb 01	-	-	* Tulsa	Wichita	W 58-48
Feb 05	-	-	* SMU	Wichita	W 72-57
Feb 08	-	at	* UCF	Orlando, Fla.	L 66-71
Feb 12	-	-	* South Florida	Wichita	W 73-69
Feb 17	-	at	* Cincinnati	Cincinnati, Ohio	L 76-85
Feb 20	-	-	14 * Houston	Wichita	L 74-76 2ot
Feb 27	-	at	* Memphis	Memphis, Tenn.	L 57-81
Mar 02	-	at	* Tulsa	Tulsa, Okla.	W 72-62
Mar 05	-	-	* East Carolina	Wichita	W 70-62
Mar 10	-	vs.	- c Tulsa	Fort Worth, Texas	L 67-73

t = Roman Main Event (Las Vegas, Nev./T-Mobile Arena)
! = at INTRUST Bank Arena
* = American Athletic Conference game
c = American Athletic Conference Tournament (Ft. Worth, Texas/ Dickies Arena)

/// 2022-23

Final Record: 17-15 (9-9 American)

Date	WSU	Opp	Opponent	Location	Result
Nov 07	-	-	Central Arkansas	Wichita	W 79-55
Nov 12	-	-	Alcorn St.	Wichita	L 57-66
Nov 17	-	at	Richmond	Wichita	W 56-53
Nov 21	-	vs.	t Grand Canyon	Kansas City, Mo.	W 55-43
Nov 22	-	vs.	t San Francisco	Kansas City, Mo.	L 63-67
Nov 26	-	-	Tarleton St.	Wichita	W 83-71
Nov 29	-	-	Missouri	Wichita	L 84-88 ot
Dec 03	-	at	* Kansas St.	Manhattan, Kan.	L 50-55
Dec 10	-	-	Longwood	Wichita	W 81-63
Dec 13	-	-	Miss. Valley St.	Wichita	W 71-48
Dec 17	-	vs.	! Oklahoma St.	Wichita (IBA)	L 49-59
Dec 22	-	-	Texas Southern	Wichita	W 65-56
Dec 28	-	at	* UCF	Orlando, Fla.	L 45-52
Dec 31	-	-	* East Carolina	Wichita	L 69-79
Jan 05	-	-	* Cincinnati	Wichita	L 61-70
Jan 08	-	at	* South Florida	Tampa, Fla.	W 70-66
Jan 14	-	-	* Tulsa	Wichita	W 73-69
Jan 19	-	at	* Memphis	Memphis, Tenn.	L 78-88
Jan 22	-	at	* SMU	Dallas, Texas	W 71-69
Jan 25	-	-	* Tulane	Wichita	L 90-95 ot
Jan 29	-	at	* East Carolina	Greenville, N.C.	W 85-72
Feb 02	-	-	* Houston	Wichita	L 61-70
Feb 05	-	at	* Tulsa	Tulsa, Okla.	W 86-75
Feb 08	-	-	* UCF	Wichita	L 67-72
Feb 12	-	-	* SMU	Wichita	W 91-89 2ot
Feb 16	-	at	* Temple	Philadelphia, Pa.	W 79-65
Feb 23	-	-	* Memphis	Wichita	L 78-83
Feb 26	-	at	* Tulane	New Orleans, La.	W 83-76
Mar 02	-	at	* Houston	Houston, Texas	L 66-83
Mar 05	-	-	* South Florida	Wichita	W 69-49
Mar 09	-	vs.	- c Tulsa	Fort Worth, Texas	W 81-63
Mar 10	-	vs.	- \$ Tulsa	Fort Worth, Texas	L 67-73

t = Hall of Fame Classic (Kansas City, Mo./ T-Mobile Arena)
! = INTRUST Bank Arena
* = American Athletic Conference game
c = American Athletic Conference Tournament (Ft. Worth, Texas/ Dickies Arena)

SHOCKER

OPPONENTS

Non-Conference Opponents	188-190
Myrtle Beach Invitational Bracket	188
Conference Opponents	191-192
Conference Tournament	193
Postseason Dates/Locations	193

By Opponent:

UAB	192
Charlotte	191
Coastal Carolina	189
College of Charleston	189
East Carolina	191
Florida Atlantic	191
Friends	188
Furman	189
Kansas	190
Kansas State	190
Liberty	189
Lipscomb	188
Memphis	191
Missouri	190
Norfolk State	190
North Texas	191
Rice	191
Richmond	190
Rogers State (Exhibition)	188
Saint Louis	189
SMU	192
South Dakota State	190
South Florida	192
Southern Illinois	190
Temple	192
Tulane	192
Tulsa	192
UTSA	192
Vermont	189
Western Kentucky	188
Wyoming	189



2023-24 NON-CONFERENCE OPPONENTS

ROGERS STATE (Exhibition)

Sunday, Oct. 29 | Wichita, Kan. | Charles Koch Arena



Location Claremore, Okla.
Enrollment 3,459 (Fall 2022)
President Dr. Larry Rice
A.D. Dr. Chris Ratcliff
Arena Claremore Expo Center
Colors Navy & Red
Nickname Hillcats
Affiliation NCAA Division II

Series First Meeting
In Wichita 0-0
Head Coach at School Justin Barkley
 250-133, 14th
Overall Same
vs. WSU 0-0

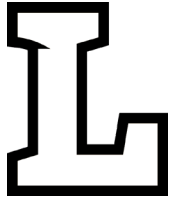
2022-23 16-13
MIAA 12-10
Conf. Tourney 0-1
Postseason None
NET N/A
KenPom N/A
Starters R/L 2 / 4

MBB SID Jake Hudspeth
Office 918-343-7839
Email jhudspeth@rsu.edu

Website RSUHillcats.com
MBB Twitter @rsumbb

LIPSCOMB

Monday, Nov. 6 | Wichita, Kan. | Charles Koch Arena



Location Nashville, Tenn.
Enrollment 4,500 (Fall 2022)
President Dr. Candice McQueen
A.D. Philip Hutcheson
Arena Allen Arena (5,028)
Colors Purple & Gold
Nickname Bisons
Conference ASUN

Series LU leads 1-0
In Wichita 0-0
Last Meeting 4/2/19 in NIT Semifinal
 LU, 71-64
Head Coach at School Lennie Acuff
 65-60, 5th
Overall 620-385, 34th
vs. WSU 0-0

2022-23 20-13
ASUN 11-7 (5th/14)
Conf. Tourney 1-1, Semifinals
Postseason None
NET 147
KenPom 153
Starters R/L 3 / 2

MBB SID Hannah Jo Riley
Office (270) 227-6485
Email hjriley@lipscomb.edu

Website LipscombSports.com
MBB Twitter @LipscombMBB

WESTERN KENTUCKY

Thursday, Nov. 9 | Wichita, Kan. | Charles Koch Arena



Location Bowling Green, Ky.
Enrollment 16,750 (Fall 2022)
President Dr. Timothy C. Caboni
A.D. Todd Stewart
Arena E.A. Diddle Arena (7,523)
Colors Red & White
Nickname Hilltoppers
Conference Conference USA

Series WKU leads 3-2
In Wichita Series Tied, 2-2
Last Meeting 11/11/13 in Wichita
 WSU, 66-49
Head Coach at School Steve Lutz
 First Season
Overall 47-23, 3rd
vs. WSU 0-0

2022-23 17-16
CUSA 8-12 (t-6th/11)
Conf. Tourney 1-1, Quarterfinals
Postseason None
NET 169
KenPom 173
Starters R/L 0 / 5

MBB SID Dana Brown
Office (270) 745-4815
Email dana.brown@wku.edu

Website WKUSports.com
MBB Twitter @WKUBasketball

FRIENDS

Sunday, Nov. 12 | Wichita, Kan. | Charles Koch Arena



Location Wichita, Kan.
Enrollment 1,591
President Amy Bragg Carey
Athletic Dir. Dr. Rob Ramseyer
Arena Garvey Center (1,807)
Colors Red & Black
Nickname Falcons
Conference KCAC

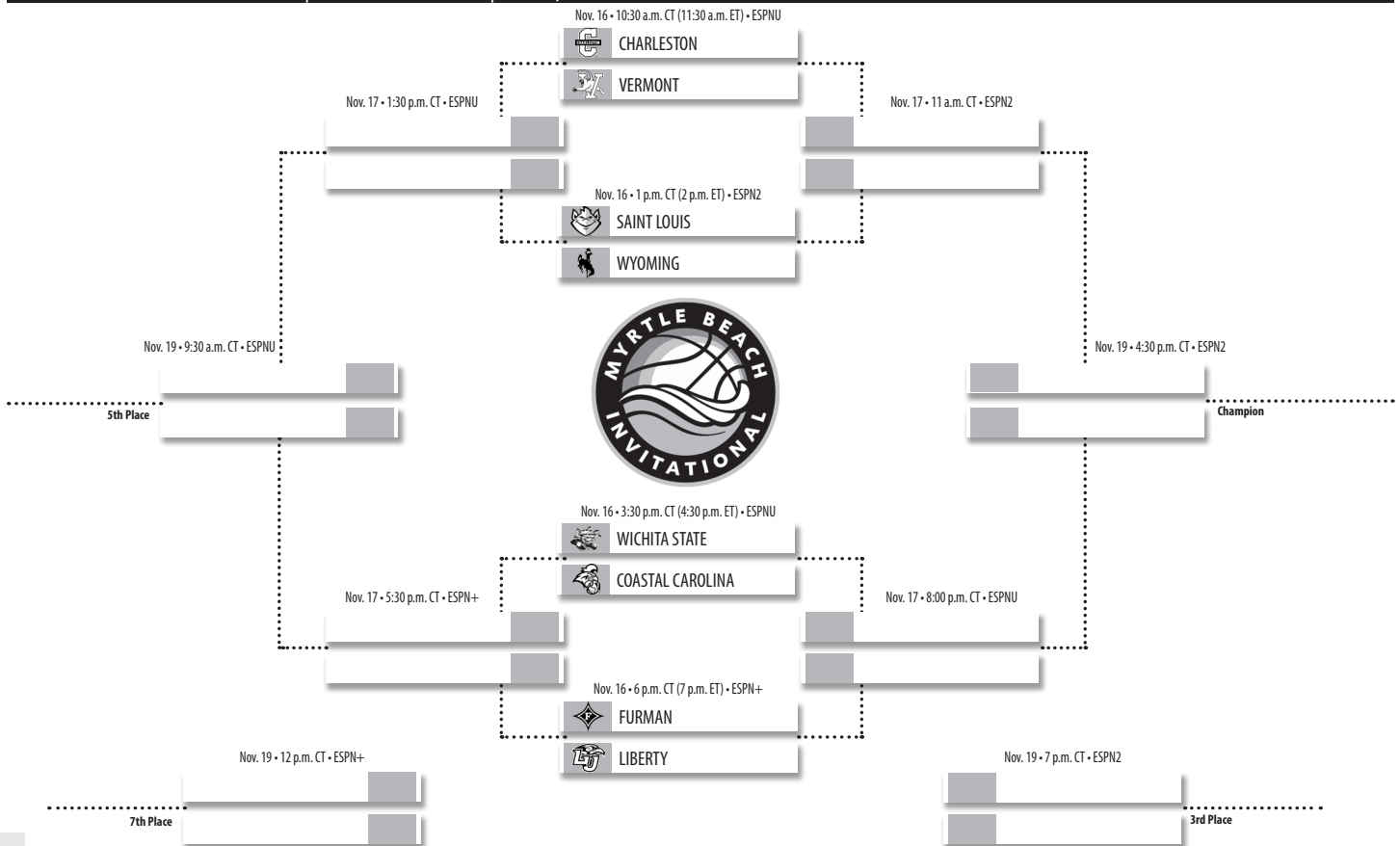
Series WSU leads 39-11
In Wichita WSU leads 39-11
Last Meeting 2/13/43 in Wichita
 WSU, 74-22
Head Coach at School Phil McClintock
 0-0, 1st Season
Overall Same
vs. WSU 0-0

2022-23 5-23
KCAC 4-18
Conf. Tourney None
Postseason None
NET N/A
KenPom N/A
Starters R/L 3 / 2

MBB SID Levi Convis
Office (316) 295-5116
Email levi_convis@friends.edu

Web Site FriendsAthletics.com
MBB Twitter @FriendsMBB

MYRTLE BEACH INVITATIONAL | Nov. 16, 17, 19, 2023 | Conway, S.C. / HTC Center





2023 MYRTLE BEACH INVITATIONAL FIELD

COASTAL CAROLINA

Thursday, Nov. 16 | Conway, S.C. | HTC Center



Location	Conway, S.C.	Series	First Meeting
Enrollment	10,641 (Fall 2022)	In Conway	0-0
President	Dr. Michael T. Benson	Last Meeting	
A.D.	Matt Hogue		
Arena	HTC Center (3,212)	Head Coach	Cliff Ellis
Colors	Teal, Bronze & Black	at School	294-222, 17 th
Nickname	Chanticleers	Overall	906-572, 50 th
Conference	Sun Belt	vs. WSU	0-0

2022-23	11-20
SBC	5-13 (12th/14)
Conf. Tourney	0-1, First Round
Postseason	None
NET	295
KenPom	296
Starters R/L	1 / 4

MBB SID	Darrell Orand
Office	(843) 349-6467
Email	dorand@coastal.edu
Website	GoCCUSports.com
MBB Twitter	@CoastalMBB

COLLEGE OF CHARLESTON

Potential Myrtle Beach Invitational Opponent | Conway, S.C. | HTC Center



Location	Charleston, S.C.	Series	WSU leads 2-0
Enrollment	11,000 (Fall 2022)	Neutral	n/a
President	Andrew T. Hsu	Last Meeting	Nov. 13, 2017 in Wichita
A.D.	Matt Roberts		WSU, 81-63
Arena	TD Arena (5,100)	Head Coach	Pat Kelsey
Colors	Maroon & White	at School	48-19, 3 rd
Nickname	Cougars	Overall	234-114, 12 th
Conference	Colonial Athletic Association	vs. WSU	0-0

2022-23	31-4
CAA	16-2 (T-1 st /13)
Conf. Tourney	3-0, Champions
Postseason	0-1, NCAA Rd. of 64
NET	52
KenPom	71
Starters R/L	2 / 3

MBB SID	Lynn Walsh
Office	(843) 953-6720
Email	walsh@cofc.edu
Website	CofCSports.com
MBB Twitter	@CofCBasketball

FURMAN

Potential Friday, Nov. 17 | Conway, S.C. | HTC Center



Location	Greenville, S.C.	Series	WSU leads 1-0
Enrollment	2,500 (Fall 2022)	Neutral	WSU, 1-0
President	Dr. Elizabeth Davis	Last Meeting	Mar. 20, 2019 in S.C.
VP/Athletics	Jason Donnelly		WSU, 76-70
Arena	Timmons Arena (2,500)	Head Coach	Bob Richey
Colors	Purple & White	at School	139-54, 7 th
Nickname	Paladins	Overall	Same
Conference	Southern	vs. WSU	0-1

2022-23	28-8
SoCon	15-3 (1 st /10)
Conf. Tourney	3-0, Champions
Postseason	1-1, NCAA Rd. of 32
NET	88
KenPom	92
Starters R/L	3 / 2

MBB SID	Jordan Caskey
Office	(864) 294-3065
Email	Jordan.Caskey@Furman.edu
Website	FurmanPaladins.com
MBB Twitter	@FurmanHoops

LIBERTY

Potential Friday, Nov. 17 | Conway, S.C. | HTC Center



Location	Lynchburg, Va.	Series	First Meeting
Enrollment	15,000 (Fall 2022)	Neutral	n/a
President	Jerry Prevo	Last Meeting	n/a
A.D.	Ian McCaw		
Arena	Liberty Arena	Head Coach	Ritchie McKay
Colors	Red, White & Blue	at School	226-113, 11 th
Nickname	Flames	Overall	391-271, 22 nd
Conference	ASUN	vs. WSU	1-0

2022-23	27-9
ASUN	15-3 (2 nd /14)
Conf. Tourney	2-1, Runner-Up
Postseason	1-1, NIT Second Round
NET	46
KenPom	48
Starters R/L	3 / 2

MBB SID	Bill Smith
Office	(434) 582-2292
Email	wsmith51@liberty.edu
Website	Liberty.edu
MBB Twitter	@LibertyMBB

SAINT LOUIS

Potential Myrtle Beach Invitational Opponent | Conway, S.C. | HTC Center



Location	St. Louis, Mo.	Series	SLU, leads 41-23
Enrollment	12,883 (Fall 2022)	Neutral	0-0
President	Dr. Fred Pestello	Last Meeting	12/6/16 in Wichita
A.D.	Chris May		WSU, 75-45
Arena	Chaifetz Arena (10,600)	Head Coach	Travis Ford
Colors	Blue & White	at School	132-89, 8 th
Nickname	Billikens	Overall	468-355, 27 th
Conference	Atlantic 10	vs. WSU	0-1

2022-23	21-12
A10	12-6 (t-2 nd /15)
Conf. Tourney	1-1, Semifinals
Postseason	None
NET	97
KenPom	96
Starters R/L	1 / 4

MBB SID	Brian Kunderman
Office	(314) 977-3346
Email	brian.kunderman@slu.edu
Website	SLUBillikens.com
MBB Twitter	@SaintLouisMBB

VERMONT

Potential Myrtle Beach Invitational Opponent | Conway, S.C. | HTC Center



Location	Burlington, Vt.	Series	First Meeting
Enrollment	13,826 (Fall 2022)	Neutral	n/a
President	Dr. Suresh Garimella	Last Meeting	n/a
A.D.	Jeff Schulman		
Arena	Roy L. Patrick Gym (3,200)	Head Coach	John Becker
Colors	Green & Gold	at School	280-113, 13 th
Nickname	Catamounts	Overall	Same
Conference	America East	vs. WSU	0-0

2022-23	23-11
A EAST	14-2 (1 st /9)
Conf. Tourney	3-0, Champions
Postseason	0-1, NCAA Rd. of 64
NET	112
KenPom	114
Starters R/L	1 / 4

MBB SID	Ryan Manley
Office	(802) 399-8390
Email	rmanley@uvm.edu
Website	UVMAthletics.com
MBB Twitter	@UVMmbb

WYOMING

Potential Myrtle Beach Invitational Opponent | Conway, S.C. | HTC Center










Location	Laramie, Wyo.	Series	WSU leads 10-3
Enrollment	11,829 (Fall 2022)	Neutral	WSU, 1-0
President	Edward Seidel	Last Meeting	11/24/07 in Wichita
A.D.	Tom Burman		WSU, 75-63
Arena	Arena-Auditorium	Head Coach	Jeff Linder
Colors	Brown & Gold	at School	48-42, 4 th
Nickname	Cowboys	Overall	128-92, 8 th
Conference	Mountain West	vs. WSU	0-0

2022-23	9-22
MW	4-14 (11 th /11)
Conf. Tourney	0-1, First Round
Postseason	None
NET	180
KenPom	162
Starters R/L	1 / 4

MBB SID	Nick Seeman
Office	(612) 741-0550
Email	nseeman@uwyo.edu
Website	GoWyo.com
MBB Twitter	@wyo_mbb



2023-24 NON-CONFERENCE OPPONENTS

NORFOLK STATE		Saturday, Nov. 25 Wichita, Kan. Charles Koch Arena					
	Location Norfolk, Va. Enrollment 5,601 President Dr. Javaune Adams-Gaston A.D. Melody Webb Arena Joseph Echols Hall (4,500) Colors Green & Gold Nickname Spartans Conference MEAC	Series WSU leads 1-0 In Wichita WSU, 1-0 Last Meeting 12/11/2021 in Wichita Head Coach Robert Jones at School 188-137, 11 th Overall Same vs. WSU 0-1	2022-23 22-11 MEAC 9-5 (3 rd /8) Conf. Tourney 2-1, Runner-Up Postseason None NET 183 KenPom 194 Starters R/L 1/4	MBB SID Alex Lehmbek Office (757) 823-2628 Email acehmbek@nsu.edu Website NSUSpartans.com MBB Twitter @NSU_BBALL			
RICHMOND		Thursday, Nov. 29 Wichita, Kan. Charles Koch Arena					
	Location Richmond, Va. Enrollment 3,890 President Kevin F. Hallock A.D. John Hardt Arena Robins Center Colors Red & Blue Nickname Spiders Conference Atlantic 10	Series WSU leads 1-0 In Wichita 0-0 Last Meeting 11/17/22 in Richmond Head Coach Chris Mooney at School 325-258, 19 th Overall 343-270, 20 th vs. WSU 0-1	2022-23 15-18 A-10 7-11 (11 th /15) Conf. Tourney 1-1, Second Round Postseason None NET 160 KenPom 150 Starters R/L 1 / 4	MBB SID Jason Vida Office (804) 289-8320 Email jvida@richmond.edu Website RichmondSpiders.com MBB Twitter @SpiderMBB			
MISSOURI		Sunday, Dec. 3 Columbia, Mo. Mizzou Arena					
	Location Columbia, Mo. Enrollment 31,121 (Fall 2022) Chancellor Mun Young Choi A.D. Desiree Reed-Francois Arena Mizzou Arena Colors Old Gold & Black Nickname Tigers Conference SEC	Series MU leads 5-1 In Columbia MU, 3-1 Last Meeting 11/29/22 in Wichita Head Coach Dennis Gates at School 25-10, 2 nd Overall 75-50, 5 th vs. WSU 1-0	2022-23 25-10 SEC 11-7 (12 th /14) Conf. Tourney 1-0, Second Round Postseason 1-1, NCAA Rd. of 32 NET 47 KenPom 57 Starters R/L 2 / 3	MBB SID Jason Veniskey Office (573) 882-7826 Email jveniskey@missouri.edu Website MUTigers.com MBB Twitter @MizzouHoops			
SOUTH DAKOTA STATE		Saturday, Dec. 9 Wichita, Kan. INTRUST Bank Arena					
	Location Brookings, S.D. Enrollment 11,331 (Fall 2022) President Barry H. Dunn A.D. Justin Sell Arena Frost Arena (6,063) Colors Yellow & Blue Nickname Jackrabbits Conference The Summit League	Series WSU leads 3-0 In Wichita WSU, 3-0 Last Meeting 12/5/17 in Wichita Head Coach Eric Henderson at School 87-35, 5 th Overall Same vs. WSU 0-0	2022-23 19-13 SUMMIT 13-5 (2 nd /10) Conf. Tourney 1-1, Semifinals Postseason None NET 162 KenPom 174 Starters R/L 3 / 2	MBB SID Andrew Pedersen Office (605) 688-4822 Email Andrew.Pedersen@sdstate.edu Website GoJacks.com MBB Twitter @GoJacksMBB			
SOUTHERN ILLINOIS		Saturday, Dec. 16 Wichita, Kan. Charles Koch Arena					
	Location Carbondale, Ill. Enrollment 11,107 (Fall 2022) President Dr. Daniel F. Mahony A.D. Tim Leonard Arena Banterra Center Colors Maroon & White Nickname Salukis Conference Missouri Valley	Series SIU leads 48-47 In Wichita WSU, 32-17 Last Meeting 2/15/17 in Carbondale Head Coach Bryan Mullins at School 67-55, 5 th Overall Same vs. WSU 0-0	2022-23 23-10 MVC 14-6 (3 rd /12) Conf. Tourney 1-1, Quarterfinals Postseason None NET 122 KenPom 139 Starters R/L 3 / 2	MBB SID Tim McCaughan Office (618) 841-2139 Email timmcc@siu.edu Website SIUSalukis.com MBB Twitter @SIU_Basketball			
KANSAS STATE		Thursday, Dec. 21 Kansas City, Mo. T-Mobile Center					
	Location Manhattan, Kan. Enrollment 19,722 (Fall 2022) President Richard Linton A.D. Gene Taylor Arena Bramlage Coliseum Colors Purple & White Nickname Wildcats Conference Big 12	Series KSU leads 22-11 Neutral Court First Meeting Last Meeting 12/3/2022 in Manhattan Head Coach Jerome Tang at School 26-10, 2 nd Overall Same vs. WSU 1-0	2022-23 26-10 Big 12 11-7 (3 rd /10) Conf. Tourney 0-1, Quarterfinals Postseason 3-1, NCAA Elite Eight NET 19 KenPom 21 Starters R/L 3 / 2	MBB SID Tom Gilbert Office (785) 532-7979 Email tgilbert@kstatesports.com Website KStateSports.com MBB Twitter @KStateMBB			
KANSAS		Saturday, Dec. 30 Kansas City, Mo. T-Mobile Center					
	Location Lawrence, Kan. Enrollment 27,685 (Fall 2022) Chancellor Douglas A. Girod A.D. Travis Goff Arena Allen Fieldhouse Colors Crimson & Blue Nickname Jayhawks Conference Big 12	Series KU leads 12-3 Neutral Court Series Tied, 2-2 Last Meeting 3/22/15 in Omaha Head Coach Bill Self at School 584-132, 21 st Overall 791-237, 31 st vs. WSU 0-1	2022-23 28-8 Big 12 13-5 (1 st /10) Conf. Tourney 2-1, Championship Postseason 1-1, NCAA Rd. of 32 NET 9 KenPom 9 Starters R/L 3 / 2	MBB SID Chris Theisen Office (785) 864-3474 Email theisen@ku.edu Website KUAthletics.com MBB Twitter @KUHoops			



AMERICAN ATHLETIC CONFERENCE

CHARLOTTE

Charlotte: Feb. 18



Institution U of North Carolina at Charlotte
Location Charlotte, N.C.
Enrollment 30,273 (Fall 2022)
President Dr. Sharon Gaber
A.D. Mike Hill
Arena Halton Arena (9,105)
Colors Green & White
Nickname 49ers

Series First Meeting
In Wichita n/a
In Charlotte n/a
Head Coach Aaron Fearne
at School 0-0, 1st
Overall Same
vs. WSU 0-0

2022-23 22-14
C-USA 9-11 (5th/11)
Conf. Tourney 0-1, First Round
Postseason CBI Champs
NET 98
KenPom 106
Starters R/L 3 / 2

MBB SID Ja'Shawn Steward-Johnson
Email jstew105@charlotte.edu
Office (704) 687-1021

Website Charlotte49ers.com
MBB Twitter @CharlotteMBB

EAST CAROLINA

Wichita: Jan. 24 | Greenville: Feb. 15



Institution East Carolina University
Location Greenville, N.C.
Enrollment 27,152
Chancellor Phillip G. Rogers
A.D. Jon Gilbert
Arena Minges Coliseum (8,000)
Colors Purple & Gold
Nickname Pirates

Series WSU, 7-1
In Wichita WSU, 3-1
In Greenville WSU, 3-0
2022-23 Split, 1-1
Head Coach Michael Schwartz
at School 16-17, 2nd
Overall Same
vs. WSU 1-1

2022-23 16-17
American 6-12 (9th/11)
AAC Tourney 1-1, Quarterfinals
Postseason None
NET 190
KenPom 180
Starters R/L 5 / 0

MBB SID Grady Dillon
Office (252) 737-4524
Email dillong22@ecu.edu

Website ECUpirates.com
MBB Twitter @ECUBasketball

FLORIDA ATLANTIC

Boca Raton: Jan. 18 | Wichita: Feb. 11



Institution Florida Atlantic University
Location Boca Raton, Fla.
Enrollment 30,522
President Dr. John Kelly
A.D. Brian White
Arena FAU Arena (2,500)
Colors Blue & Red
Nickname Owls

Series WSU, 1-0
In Wichita WSU, 1-0
In Boca Raton n/a
Head Coach Dusty May
at School 101-60, 6th
Overall Same
vs. WSU 0-0

2022-23 35-4
C-USA 18-2 (1st/11)
Conf. Tourney 3-0, Champs
Postseason 4-1, NCAA Final Four
NET 13
KenPom 17
Starters R/L 5 / 0

MBB SID Evan Shomo
Office (908) 328-1583
Email eshomo@fau.edu

Website FAUSports.com
MBB Twitter @FAUMBB

MEMPHIS

Wichita: Jan. 14 | Memphis: Feb. 3



Institution University of Memphis
Location Memphis, Tenn.
Enrollment 21,622 (Fall 2021)
President Dr. Bill Hardgrave
A.D. Laird Veatch
Arena FedExForum (18,119)
Colors Blue & Gray
Nickname Tigers

Series MEM, 18-12
In Wichita WSU, 8-6
In Memphis MEM, 12-3
2022-23 MEM, 2-0
Head Coach Penny Hardaway
at School 111-52, 6th
Overall Same
vs. WSU 8-1

2022-23 26-9
American 13-5 (2nd/11)
AAC Tourney 2-1, Runner-Up
Postseason 0-1, NCAA Rd. of 64
NET 22
KenPom 20
Starters R/L 1 / 4

MBB SID Kirk Downs
Email kcdowns@memphis.edu

Website GoTigersGo.com
MBB Twitter @Memphis_MBB

NORTH TEXAS

Wichita: Jan. 4



Institution University of North Texas
Location Denton, Texas
Enrollment 40,976
President Dr. Neal J Smatresk
A.D. Jared Mosley
Arena The Super Pit (10,500)
Colors Green & White
Nickname Mean Green

Series WSU, 26-12
In Wichita WSU, 16-4
In Denton WSU, 10-8
Head Coach Ross Hodge
at School First Season
Overall Same
vs. WSU 0-0

2022-23 31-7
C-USA 16-4 (2nd/11)
Conf. Tourney 1-1, Semifinals
Postseason 5-0, NIT Champs
NET 30
KenPom 31
Starters R/L 1 / 4

MBB SID Luke Della
Office (940) 369-7980
Email Luke.Della@unt.edu

Website MeanGreenSports.com
MBB Twitter @MeanGreenMBB

RICE

Wichita: March 2



Institution Rice University
Location Houston, Texas
Enrollment 8,480
President David W. Leebron
A.D. Joe Karlgaard
Arena Tudor Fieldhouse (5,208)
Colors Blue & Gray
Nickname Owls

Series Series Tied, 1-1
In Wichita WSU, 1-0
In Houston RICE, 1-0
Head Coach Scott Pera
at School 85-106, 7th
Overall Same
vs. WSU 0-1

2022-23 19-16
C-USA 8-12 (6th/11)
Conf. Tourney 1-1, Quarterfinals
Postseason 1-1, CBI Quarterfinals
NET 188
KenPom 199
Starters R/L 4 / 1

MBB SID Tim Andrzejewski
Office (713) 348-3929
Email Tim.Andrzejewski@rice.edu

Website RiceOwls.com
MBB Twitter @RiceMBB



2023-24 OPPONENTS

SOUTH FLORIDA

Tampa: Jan. 21



Institution University of South Florida
Location Tampa, Fla.
Enrollment 49,867 (Fall 2021)
President Rhea Law
VP of Athletics Michael Kelly
Arena Youngling Center (10,411)
Colors Green & Gold
Nickname Bulls

Series WSU, 9-1
In Wichita WSU, 5-0
In Tampa WSU, 3-1
2022-23 WSU, 2-0
Head Coach Amir Abdur-Rahim
at School First Season
Overall 45-74, 5th
vs. WSU 0-0

2022-23 14-18
American 7-11 (8th/11)
AAC Tourney 0-1, First Round
Postseason None
NET 159
KenPom 145
Starters R/L 1 / 4

MBB SID Dave Albrecht
Office (813) 974-7099
Email albrecht25@usf.edu

Website GoUSFBulls.com
MBB Twitter @USFMBB

SMU

Wichita: Jan. 28



Institution Southern Methodist University
Location Dallas, Texas
Enrollment 12,385 (Fall 2021)
President R. Gerald Turner
A.D. Rick Hart
Arena Moody Coliseum (7,000)
Colors SMU Red & SMU Blue
Nickname Mustangs

Series WSU, 11-6
In Wichita WSU, 6-2
In Dallas Series Tied, 4-4
2022-23 WSU, 2-0
Head Coach Rob Lanier
at School First Season
Overall 111-100, 8th
vs. WSU 0-0

2022-23 10-22
American 5-13 (10th/11)
AAC Tourney 0-1, First Round
Postseason None
NET 209
KenPom 183
Starters R/L 3 / 2

MBB SID Herman Hudson
Office (214) 768-1304
Cell (214) 924-0358
Email hermanh@smu.edu

Website SMUMustangs.com
MBB Twitter @SMUBasketball

TEMPLE

Philadelphia: Jan. 7 | Wichita: Feb. 25



Institution Temple University
Location Philadelphia, Pa.
Enrollment 37,365 (Fall 2021)
President Jason Wingard
A.D. Arthur Johnson
Arena Liacouras Center (10,206)
Colors Cherry & White
Nickname Owls

Series Series Tied, 6-6
In Wichita Tied, 3-3
In Philly TEM, 2-1
2022-23 WSU, 1-0
Head Coach Adam Fisher
at School First Year
Overall Same
vs. WSU 0-0

2022-23 16-16
American 10-8 (5th/11)
AAC Tourney 0-1, Quarterfinals
Postseason None
NET 123
KenPom 120
Starters R/L 1 / 4

MBB SID Larry Dougherty
Office (215) 204-2588
Cell (215) 651-1822
Email larry.dougherty@temple.edu

Website OwlSports.com
MBB Twitter @TUMBBHoops

TULANE

New Orleans: March 8



Institution Tulane University
Location New Orleans, La.
Enrollment 14,669 (Fall 2021)
President Michael Fitts
A.D. Troy Dannen
Arena Devlin Fieldhouse (4,100)
Colors Olive Green & Sky Blue
Nickname Green Wave

Series WSU, 7-4
In Wichita WSU, 4-2
In N.O. WSU, 3-1
2022-23 TLN, 2-1
Head Coach Ron Hunter
at School 56-56, 5th
Overall 501-371, 30th
vs. WSU 4-4 (4-3 as HC at TLN)


2022-23 20-11
American 12-6 (3rd/11)
AAC Tourney 1-1, Semifinals
Postseason None
NET 107
KenPom 103
Starters R/L 3 / 2

MBB SID Victoria Ahlbrecht
Office (504) 247-1244
Email vahlbrecht@tulane.edu

Website TulaneGreenWave.com
MBB Twitter @GreenWaveMBB

TULSA

Wichita: Jan. 31 | Tulsa: Feb. 21



Institution University of Tulsa
Location Tulsa, Okla.
Enrollment 3,809 (Fall 2021)
President Brad Carson
A.D. Rick Dickson
Arena Reynolds Center (8,355)
Colors Royal Blue, Old Gold & Crimson
Nickname Golden Hurricane

Series WSU, 77-63
In Wichita WSU, 43-23
In Tulsa TLS, 36-32
2022-23 WSU, 3-0
Head Coach Eric Konkol
at School 5-25, 2nd
Overall 158-100, 9th
vs. WSU 1-3

2022-23 5-25
American 1-17 (11th/11)
AAC Tourney 0-1, First Round
Postseason None
NET 324
KenPom 316
Starters R/L 0 / 5

MBB SID Jared Emerson
Office (918) 852-0398
Email jared-emerson@tulsa.edu

Website TulsaHurricane.com
MBB Twitter @TUMBasketball

UAB

Birmingham: Feb. 28



Institution Univ. of Alabama-Birmingham
Location Birmingham, Ala.
Enrollment 22,563
President Dr. Ray Watts
A.D. Mark Ingram
Arena Bartow Arena (8,500)
Colors Forest Green & Old Gold
Nickname Blazers

Series WSU, 4-0
In Wichita WSU, 3-0
In Birmingham WSU, 1-0
Head Coach Andy Kennedy
at School 78-25, 3rd
Overall 344-194, 16th
vs. WSU 0-0

2022-23 29-10
C-USA 14-6 (3rd/11)
Conf. Tourney 2-1, Championship
Postseason 4-1, NIT Final
NET 39
KenPom 47
Starters R/L 1 / 4

MBB SID Paul McCaw
Office (205) 934-0722
Email pmccaw@uab.edu

Website UABSports.com
MBB Twitter @UAB_MBB

UTSA

Wichita: Feb. 7



Institution Univ. of Texas at San Antonio
Location San Antonio, Texas
Enrollment 34,312
President Dr. Taylor Eighmy
A.D. Dr. Lisa Campos
Arena Convocation Center (2,650)
Colors Navy Blue, Orange & White
Nickname Roadrunners

Series WSU, 2-0
In Wichita WSU, 2-0
In San Antonio n/a
Head Coach Steve Henson
at School 99-123, 8th
Overall Same
vs. WSU 0-0

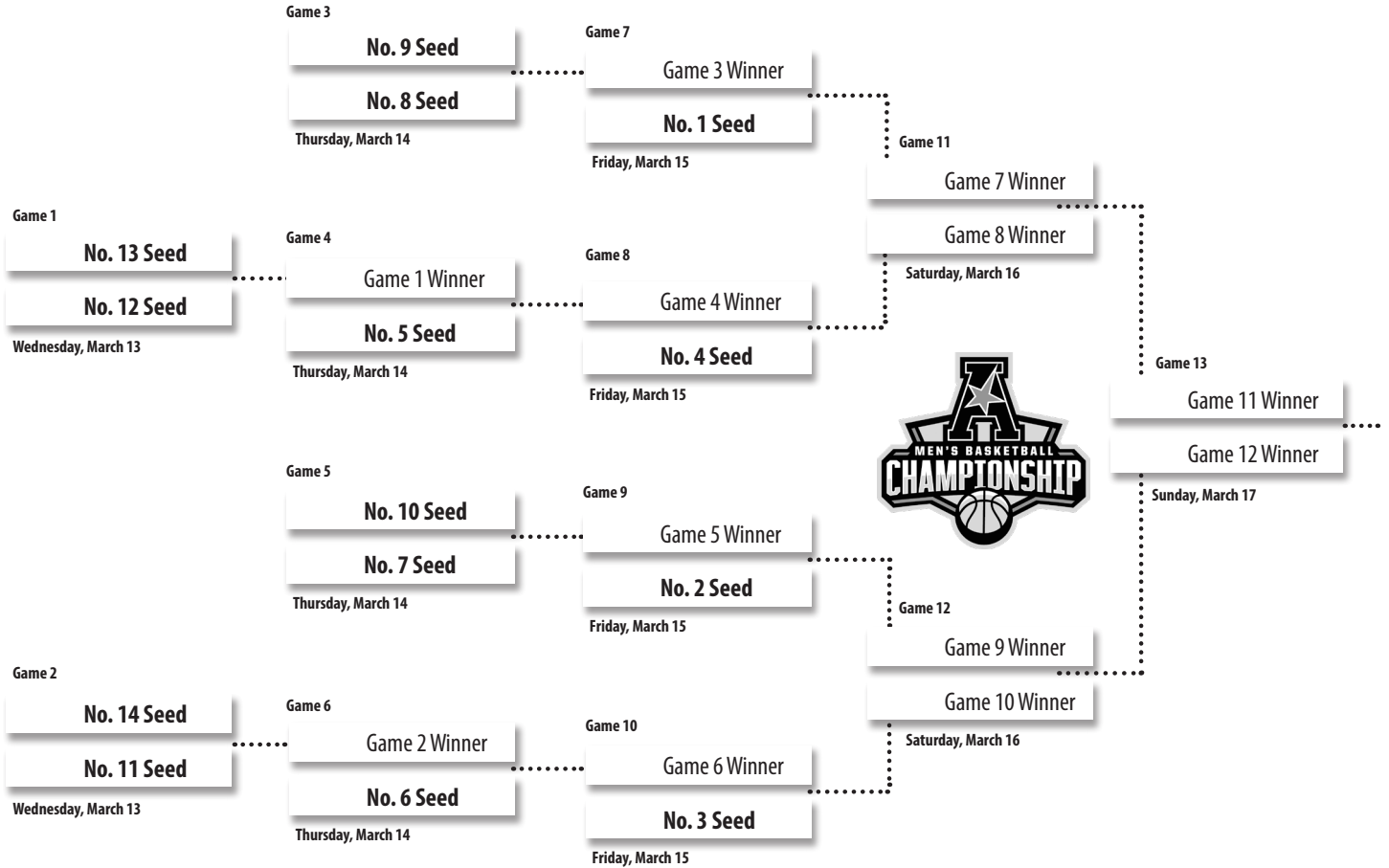
2022-23 10-22
C-USA 4-16 (11th/11)
Conf. Tourney 0-1, First Round
Postseason None
NET 284
KenPom 278
Starters R/L 1 / 4

MBB SID Michael Stambaugh
Office (785) 979-5721
Email michael.stambaugh@utsa.edu

Website GoUTSA.com
MBB Twitter @UTSAMBB



AMERICAN ATHLETIC CONFERENCE CHAMPIONSHIP | Mar. 13-17, 2024 | Fort Worth, Texas | Dickies Arena | theamerican.org/MBB



2024 NCAA MEN'S BASKETBALL CHAMPIONSHIP

ncaa.com/march-madness

Selection Show: Sunday, March 17 (68 Teams)

First Four: Tues.-Wed., March 19-20

Dayton, Ohio University of Dayton Arena

First & Second Rounds: Thursday, March 21 & Saturday, March 23

Charlotte, N.C.	Spectrum Center	University of North Carolina at Charlotte
Omaha, Neb.	CHI Health Center	Creighton University
Pittsburgh, Pa.	PPG Paints Arena	Duquesne University
Salt Lake City, Utah	Vivint Smart Home Arena	University of Utah

First & Second Rounds: Friday, March 22 & Sunday, March 24

Brooklyn, N.Y.	Barclays Center	Atlantic 10 Conference
Indianapolis, Ind.	Gainbridge Fieldhouse	IUPUI/Horizon League
Memphis, Tenn.	FedExForum	University of Memphis
Spokane, Wash.	Spokane Veterans Memorial Arena	University of Idaho

Regional Semifinals & Finals: Thursday, March 28 & Saturday, March 30

Boston, Mass.	TD Garden	Boston College
Los Angeles, Calif.	Crypto.com Arena	Pepperdine University

Regional Semifinals & Finals: Friday, March 29 & Sunday, March 31

Dallas, Texas	American Airlines Center	Big 12 Conference
Detroit, Mich.	Little Caesars Arena	University of Detroit Mercy/Oakland University

Final Four: Saturday, April 6 & Monday, April 8

Glendale, Ariz.	State Farm Stadium	Arizona State University
-----------------	--------------------	--------------------------

NATIONAL INVITATIONAL TOURNAMENT

ncaa.com/nit

Selections: Sunday, March 17 (32 Teams)

Regular season conference champions that did not qualify for the NCAA tournament earn automatic bids to the NIT. Remaining slots are filled by the best remaining teams. 32-team, single-elimination bracket. Teams are divided into four regions and seeded 1-8. Higher seeds hosts First, Second and Quarterfinal Round matchups. The four regional winners advance to the final site.

First Round: Tuesday-Wednesday, March 19-20 (Higher Seed Hosts)
 Second Rounds: Thursday, Mar. 21-Sunday, Mar. 24 (Higher Seed Hosts)
 Quarterfinals: Tuesday-Wednesday, March 26-27 (Higher Seed Hosts)
 Semifinals: Tuesday, Apr. 2 (Venue TBA)
 Championship: Thursday, Apr. 4 (Venue TBA)

FUTURE NCAA TOURNAMENT HOST SITES

2025 Selection Sunday: Mar. 16

First Four: Dayton
 First/Second: Cleveland, Denver, Milwaukee, Providence, Raleigh, Lexington, Seattle, **WICHITA**
 Regionals: Atlanta (South), Indianapolis (Midwest), Newark (East), San Francisco (West)
 Final Four: San Antonio

2026 Selection Sunday: Mar. 15

First Four: Dayton
 First/Second: Buffalo, Greenville (SC), Tampa, Oklahoma City, Philadelphia, Portland, San Diego, St. Louis
 Regionals: Chicago (Midwest), Houston (South), San Jose (West), Washington DC (East)
 Final Four: Indianapolis

SHOCKER

MEDIA

WSU Strategic Communications Staff.....	195
Covering the Shockers	196
Shockers on the Air	197
Television Schedule	198
Photo Roster	IBC



WSU COMMUNICATIONS

Office Location: 1st Floor, Charles Koch Arena Suite 105
Mailing Address: 1845 Fairmount St., Box 18 Wichita, KS 67260-0018
Athletics Website: goshockers.com
Athletics Twitter: @GoShockers
MBB Twitter: @GoShockersMBB
MBB Facebook: /GoShockersMBB
MBB Instagram: goshockersmbb
Athletics YouTube: goshockersathletics



TAMI CUTLER // Assoc. AD Strategic Communications
Contact for: Hall of Fame, AD's Office
Alma Mater: Doane (Neb.) '00
Joined WSU: August, 2000
Office: 316-978-5559
Cell: 316-655-2267
Email: tcutler@goshockers.com



WESTON PLETCHER // Director
Contact for: MBB, SB, WEB
Alma Mater: Kansas '11
Joined WSU: September, 2014
Office: (316) 978-5447
Cell: (316) 347-1925
Email: wpletcher@goshockers.com




DENNING GERIG // Assistant Director
Contact for: VB, BSB
Alma Mater: Wichita State '16
Joined WSU: September, 2021
Office: (316) 978-5461
Cell: (316) 300-6540
Email: dgerig@goshockers.com



STEPH WRIGHT // Assistant Director
Contact for: WBB, XC, T&F
Alma Mater: Utah State '20
Joined WSU: June, 2023
Office: (316) 978-5535
Cell: (208) 691-1471
Email: swright@goshockers.com



WYATT EBERSOLE // Graduate Assistant
Contact for: MTEN, WTEN, MGLF, WGLF
Alma Mater: Wichita State '23
Joined WSU: August, 2023
Email: MediaRelations1@goshockers.com



WSU COMMUNICATIONS OFFICE

- As of August, 2020, WSU's Communications office is now located on the first floor concourse inside Charles Koch Arena in suite 105.
Typical office hours are 9 a.m. to 5 p.m., Monday through Friday.
Media should direct all men's basketball-related requests to Director of Communications Weston Pletcher.

INTERVIEW REQUESTS

- All interview requests for Shocker players and coaches should be made at least one day in advance through the WSU Communications Office. For men's basketball-related requests, contact Weston Pletcher.

CREDENTIALS

- Media may contact Weston Pletcher to request season or single-game men's basketball credentials.
Due to a limited number of press row seats at men's basketball games, priority is given to working media on game-specific assignments.
Passes for non-broadcasting radio stations are limited to stations with full-time sports directors or some form of Shocker-specific coverage.
If space is available, credentials may also be issued to local outlets and electronic media with a history of covering all WSU Athletics teams on a regular basis.
WSU reserves the right to refuse credential requests that are deemed to be not in the best interest of the university.

RESERVED PARKING

- Due to heavy demand, media parking near the arena is limited. Requests for single-game parking should be made through Weston Pletcher at least 48 hours in advance of game day.
Approved visiting team and national media, select members of the television crew, and NBA scouts (space permitting) will be placed single-game parking list.

MEDIA WILL CALL

- Unless other arrangements are made, single-game passes will be available for pickup at the North Pass Gate, located just off the arena loading dock near the television trucks.
The entrance is open approximately two hours prior to tipoff.

PRESS ROW

- Press row is located on the west side of the arena floor (opposite from the bench and scorer's table).

MEDIA WORK ROOM

- Located at the bottom of the southeast tunnel, adjacent to the interview room.
Game notes, flip cards and other materials (including halftime boxscores and postgame books) are available.
A limited number of ethernet ports are available along the south wall on a first-come, first-served basis.

POSTGAME INTERVIEWS

- The interview room is located at the bottom of the southeast tunnel (adjacent to the media work room).
All home games are followed by a postgame press conference. Typical order is: visiting coach (and players, at the visiting SID's discretion), followed by Coach Mills and then WSU players.
WSU Communications will select up to three Shocker players to attend the press conference. Please direct specific player requests to Weston Pletcher at or near the end of the game.
WSU Communications will also make every effort to facilitate requests for players who were not included in the postgame press conference. However, not all requests will be granted.

INTERNET/WIFI

- Wireless internet is available courtside, as well as in the media work room and interview area. In order to protect the privacy of the network, passcodes are posted only in the media work room and should not be shared with fans.



► For the fastest and most reliable upload and download speeds, internet hardline is recommended. Ethernet cords are available in the media work room, on a first-come, first-served basis and can be arranged by special request on press row.

LIVE STATS

► WSU subscribes to stat StatBroadcast. For quick and easy access to game links, visit ShockerStats.com. No password is required.

PHOTOGRAPHERS

- Due to the circular layout of Devlin Court, space for photographers is limited. Photographers must have a valid game credential in order to shoot.
- Designated areas include the baselines in the northwest and southwest corners.
- Local television affiliates are allotted chairs for both halves in the southwest corner.
- Prior to each game, WSU Media Relations will lay out a grid indicating reserved spots (by half), for each credentialed photographer. Remaining spots (labeled "open" are first-come, first-served). Priority is given to team photographers and to media entities with larger circulations, but the staff will do its best to take personal preferences into account.
- Photographers with season credentials are encouraged to notify WSU Media Relations in advance if they are unable to attend a particular game.
- Photographers may not shoot from the sidelines or from behind the benches at any time, including during time outs.

► The court is also off limits, beginning with pre-game warmups through the end of postgame when both teams have completely cleared the floor. Exceptions will be granted to institutional photographers and to members of the videoboard and television broadcast crews.

- Photographers in the northwest corner should be mindful of the scoreboard mounted on the wall behind them and make every effort to avoid obscuring fans' views of the numbers.
- Permanent strobes are not available at Charles Koch Arena, and ceiling access is limited. Photographers should speak with a member of the WSU Media Relations staff before mounting any remote cameras or flashes on the backboard, goal standard or in the stands.
- To ensure the safety of the players, tripods may NOT be used on the baselines while the game is in progress.

PRE & POST-GAME LIVE SHOTS

- Local television affiliates may park a live truck in front of the North Pass Gate and string lines through the north tunnel out to the north baseline.
- In lieu of a live truck, local affiliates may park one marked station vehicle in Lot G.
 - Stations using portable backpacks also have the option to plug into one the Ethernet ports located on the north wall behind the basket.
 - While generally permitted, WSU reserves the right to place restrictions on or prohibit live shots (both televised and online) at its discretion.
 - To protect its television partners, WSU will not permit live shots from inside the arena at any point, beginning 30 minutes prior to tipoff up through the end of the game after both teams have completely cleared the floor.

PRACTICE COVERAGE

► Unless granted special permission through WSU Media Relations, Wichita State men's basketball practices are closed to outside parties, including media.

MEDIA RELEASES / GAME NOTES

- Wichita State Men's Basketball general news releases and game notes are emailed out to a media distribution list and posted on GoShockers.com.
- To be added to the list, contact Weston Pletcher at wpletcher@goshockers.com.
- Game note packages are available electronically at least one day prior to each game, and hard copies will be provided on gameday in the media work room.

RADIO BROADCASTS

- Courtside space is reserved for home radio broadcasters and one visiting radio crew, as designated by the visiting school's sport information office.
- Standard visiting radio setup includes two seats (with a third available by advance request) on the scorer's table next to the visiting team bench.
- Standards include at least two internet hardlines (more available upon request) and one POTS telephone line. To request an ISDN line, contact WSU Media Relations several days in advance. Each radio crew will also have access to a tablet equipped with StatBroadcast, and staff will distribute quick box scores at all media timeouts, at halftime and immediately after the game.
- Crews may contact Weston Pletcher with any other specific questions regarding the radio setup.

NBA SCOUTS

NBA scouts may request credentials to WSU home men's basketball games through the WSU Media Relations office. Every effort will be made to fill all requests, however table top seating and reserved parking are limited.

SHOCKER BASKETBALL STATISTICAL ARCHIVE

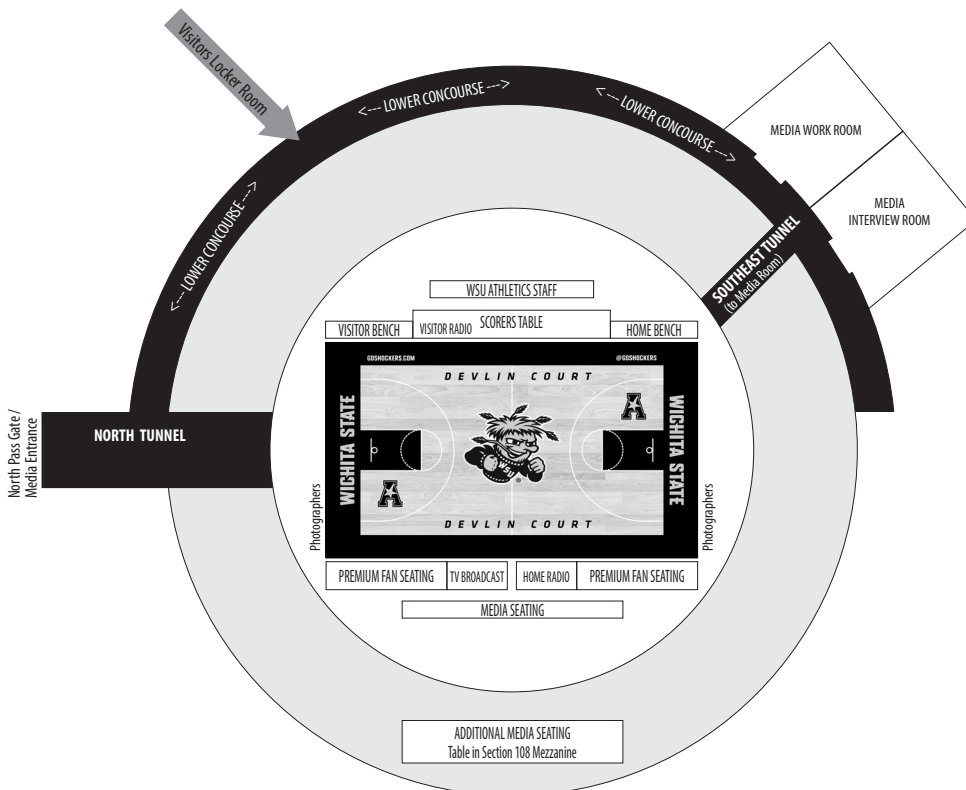
WSU Media Relations has digitized a large collection of season statistics and box scores from past seasons and will continue to add to this collection. Visit the men's basketball page on GoShockers.com and under the "Statistics" dropdown, look for "Past Seasons."

WEEKLY PRESS CONFERENCE

Paul Mills will be available for a weekly press conference during the regular season in the Charles Koch Arena Media Room. These typically fall on Tuesdays at 1:15 p.m.

MILLS RADIO SHOW

Airs live from Deano's Grill & Tapworks (9747 E 21st St N), Monday nights from 7-8 p.m. on KFH 1240 AM, 97.5 FM.





SHOCKERS ON THE AIR



Left to Right: The Shocker Radio crew of Mike Kennedy (play-by-play), Bob Hull (road analyst) and Dave Dahl (home analyst). Now in their 42nd year working home games together, Kennedy and Dahl are Division I college basketball's longest-tenured duo.

WICHITA STATE MEN'S BASKETBALL RADIO & TELEVISION BROADCASTS, YEAR-BY-YEAR

Season	Radio	Flagship	Play-By-Play	Analyst(s)	Television	Flagship	Play-By-Play	Analyst(s)
1953-54	KFBI (Home)		Jack Campbell					
1954-55								
1955-56								
1956-57			Rick Weaver					
1957-58	KFBI		Jack Lynch	Gary Thompson (H) & Pat Quinn (A)				
1958-59			Jack Lynch					
1959-60	KFH							
1960-61	KFH							
1961-62	KFH		Jack Lynch					
1962-63	KFH		Rick Weaver					
1963-64	KFH		Rick Weaver					
1964-65	KFH		Rick Weaver					
1965-66	KLEO		Jack Lynch	Tom Vanderhoofven				
1966-67	KFH		Gus Grebe	Bill Bailey				
1967-68	KFH		Gus Grebe					
1968-69	KFH		Gus Grebe					
1969-70	KFH		Gus Grebe					
1970-71	KFH		Gus Grebe					
1971-72	KFH		Gus Grebe	Ken Softley				
1972-73	KFH		Gus Grebe	Ken Softley				
1973-74	KAKE 1240 AM		Gus Grebe	Ken Softley				
1974-75	KAKE 1240 AM		Ken Softley	Bill Kentling				
1975-76	KAKE 1240 AM		Ken Softley	Bill Kentling				
1976-77	KAKE 1240 AM		Bill Land	Ron Heller				
1977-78	KAKZ 1240 AM		Bill Land	Ron Heller				
1978-79	KAKZ 1240 AM		Bill Land	Ron Heller				
1979-80	KAKZ 1240 AM		Bill Land	Ron Heller				
1980-81	KAKZ 1240 AM	Mike Kennedy	Dave Dahl		KAKE-TV	Mark Allan		
1981-82	KAKZ 1240 AM	Mike Kennedy	Dave Dahl		KAKE-TV & Shocker Channel	Mark Allan		Randy Smithson
1982-83	KRZ 1240 AM	Mike Kennedy	Dave Dahl		KAKE-TV & Shocker Channel	Mark Allan		Randy Smithson
1983-84	KRZ 1240 AM	Mike Kennedy	Dave Dahl		KAKE-TV & Shocker Channel	Mark Allan		Randy Smithson
1984-85	KNSS 1240 AM	Mike Kennedy	Dave Dahl		KAKE-TV & Shocker Channel	Mark Allan		Ted Owens
1985-86	KRZ 1240 AM	Mike Kennedy	Dave Dahl		KAKE-TV & Shocker Channel	Mark Allan		
1986-87	KRZ 1240 AM	Mike Kennedy	Dave Dahl		KAKE-TV & Shocker Channel	Mark Allan		
1987-88	KNSS 1240 AM	Mike Kennedy	Dave Dahl		KAKE-TV & Shocker Channel	Mark Allan		
1988-89	KNSS 1240 AM	Mike Kennedy	Dave Dahl		KAKE-TV & Shocker Channel	Mark Allan		
1989-90	KNSS 1240 AM	Mike Kennedy	Dave Dahl		KAKE-TV & Shocker Channel	Jim Rose	Casey Scott	
1990-91	KNSS 1240 AM	Mike Kennedy	Dave Dahl (H) & Tom Kosich (A)		KAKE-TV & Shocker Channel	Roger Wallace	Casey Scott	
1991-92	KNSS 1240 AM	Mike Kennedy	Dave Dahl (H) & Tom Kosich (A)		KAKE-TV & Shocker Channel	Roger Wallace	Casey Scott	
1992-93	KNSS 1240 AM	Mike Kennedy	Dave Dahl (H) & Steve Shogren (A)		KAKE-TV & Shocker Channel	Roger Wallace	Tom Kosich	
1993-94	KNSS 1240 AM	Mike Kennedy	Dave Dahl (H) & Steve Shogren (A)		KAKE-TV & Shocker Channel	Roger Wallace	Tom Kosich	
1994-95	KNSS 1240 AM	Mike Kennedy	Dave Dahl (H) & Steve Shogren (A)		KAKE-TV & Shocker Channel	Roger Wallace	Tom Kosich	
1995-96	KNSS 1240 AM	Mike Kennedy	Dave Dahl (H) & Steve Shogren (A)		KAKE-TV & Shocker Channel	Jeff Beimfohr	Greg Bailey	
1996-97	KNSS 1240 AM	Mike Kennedy	Dave Dahl (H) & Steve Shogren (A)		KWCH-TV & Shocker Channel	Bruce Haertl	Mark Ewing & Jim Kobbe	
1997-98	KNSS 1240 AM	Mike Kennedy	Dave Dahl (H) & Steve Shogren (A)		KWCH-TV & Shocker Channel	Bruce Haertl	Mark Ewing & Jim Kobbe	
1998-99	KNSS 1240 AM	Mike Kennedy	Dave Dahl (H) & Steve Shogren (A)		KAKE-TV & Shocker Channel	Greg Bailey	Terry Hankton	
1999-00	KNSS 1240 AM	Mike Kennedy	Dave Dahl (H) & Steve Shogren (A)		KWCH-TV	Bruce Haertl	Jim Kobbe	
2000-01	KFH 1330 AM	Mike Kennedy	Dave Dahl (H) & Steve Shogren (A)		n/a	n/a	n/a	
2001-02	KFH 1330 AM	Mike Kennedy	Dave Dahl (H) & Steve Shogren (A)		KWCH-TV	Bruce Haertl	Jim Kobbe	
2002-03	KFH 1330 AM	Mike Kennedy	Dave Dahl (H) & Steve Shogren (A)		KWCH-TV	Bruce Haertl	Jim Kobbe	
2003-04	KFH 1330 AM	Mike Kennedy	Dave Dahl (H) & Steve Shogren (A)		KWCH-TV & Cox 22	Bruce Haertl	Jim Kobbe	
2004-05	KFH 1330 AM	Mike Kennedy	Dave Dahl (H) & Ron Heller (A)		KWCH-TV & Cox 22	Bruce Haertl	Craig Steven	
2005-06	KFH 1330 AM	Mike Kennedy	Dave Dahl (H) & Ron Heller (A)		KWCH-TV & Cox 22	Bruce Haertl	Craig Steven	
2006-07	KFH 1330 AM	Mike Kennedy	Dave Dahl (H) & Terrell Benton (A)		Cox 22	Bruce Haertl	Craig Steven	
2007-08	KFH 1330 AM	Mike Kennedy	Dave Dahl (H) & Bob Hull (A)		KWCH-TV & Cox 22	Bruce Haertl	Craig Steven	
2008-09	KFH 1330 AM	Mike Kennedy	Dave Dahl (H) & Bob Hull (A)		Cox 22	Bruce Haertl	Craig Steven	
2009-10	KFH 1330 AM	Mike Kennedy	Dave Dahl (H) & Bob Hull (A)		Cox 22	Bruce Haertl	Craig Steven	
2010-11	KFH 1330 AM	Mike Kennedy	Dave Dahl (H) & Bob Hull (A)		Cox 22	Bruce Haertl	Craig Steven	
2011-12	KFH 1330 AM	Mike Kennedy	Bob Hull		Cox 22	Bruce Haertl	Craig Steven	
2012-13	KFH 1330 AM	Mike Kennedy	Dave Dahl (H) & Bob Hull (A)		Cox 22	Bruce Haertl	Craig Steven	
2013-14	KFH 1330 AM	Mike Kennedy	Dave Dahl (H) & Bob Hull (A)		Cox 22	Bruce Haertl	Craig Steven	
2014-15	KEYN 103.7 FM	Mike Kennedy	Dave Dahl (H) & Bob Hull (A)		Cox Channel Kansas (Cox 22)	Bruce Haertl	Shane Dennis	
2015-16	KEYN 103.7 FM	Mike Kennedy	Dave Dahl (H) & Bob Hull (A)		Cox Channel Kansas (Cox 22)	Bruce Haertl	Shane Dennis	
2016-17	KEYN 103.7 FM	Mike Kennedy	Dave Dahl (H) & Bob Hull (A)		Cox Channel Kansas (Cox 22)	Shane Dennis	Bob Hull	
2017-18	KEYN 103.7 FM	Mike Kennedy	Dave Dahl (H) & Bob Hull (A)		Yurview Kansas (Cox 22)	Shane Dennis	Bob Hull	
2018-19	KEYN 103.7 FM	Mike Kennedy	Dave Dahl (H) & Bob Hull (A)		Yurview Kansas (Cox 22)	Shane Dennis	Bob Hull	
2019-20	KEYN 103.7 FM	Mike Kennedy	Dave Dahl (H) & Bob Hull (A)		Yurview Kansas (Cox 22)	Shane Dennis	Bob Hull	
2020-21	KEYN 103.7 FM	Mike Kennedy	Dave Dahl (H) & Bob Hull (A)		ESPN+	Shane Dennis	Bob Hull	
2021-22	KEYN 103.7 FM	Mike Kennedy	Dave Dahl (H) & Bob Hull (A)		ESPN+	Shane Dennis	Bob Hull	
2022-23	KEYN 103.7 FM	Mike Kennedy	Dave Dahl (H) & Bob Hull (A)		ESPN+	Shane Dennis	Bob Hull	
2023-24	KEYN 103.7 FM	Mike Kennedy	Dave Dahl (H) & Bob Hull (A)		ESPN+	Shane Dennis	Bob Hull	

SHOCKER RADIO

Men's Basketball Flagship..... KEYN 103.7 FM
 Streaming.....goshockers.com/listen
 Play-by-Play Announcer.....Mike Kennedy
 Email.....mikekennedywsu@yahoo.com
 Cell Phone.....316-210-3573
 Shocker Sports Properties General Manager..... Mark Rogers
 Email.....mrogers@goshockers.com
 Office Phone.....316-978-7552
 Radio Station Contact..... Tony Duesing
 Email.....tony.duesing@audacy.com

Radio Play-by-Play

Mike Kennedy begins his 44th year as Voice of the Shockers, handling volleyball on ESPN+ along with radio play-by-play duties for men's basketball and baseball, while also hosting various coaches shows. Since taking the mic full-time in 1980-81 season, he has called roughly 1,400 Shocker men's basketball games. A 1971 WSU graduate, Kennedy is a member of the Pizza Hut Shocker Sports Hall of Fame (1995), the Kansas Baseball Hall of Fame (2003), the Kansas Association of Broadcasters Hall of Fame (2005), and the Wichita Sports Hall of Fame (2011). He was voted NSMA Kansas Sportscaster of the Year in 2014.

Home Radio Analyst

Dave Dahl is in his 43rd year as color commentator on home broadcasts. The former WSU guard was twice voted "Most Inspirational Player" by his Shocker teammates during a three year varsity career. A 1971 WSU graduate, Dahl practiced law for over three decades before making a successful run for Sedgwick County Judge in 2011. Campaign rules required him to step aside for the 2011-12 season, but Dahl has otherwise worked home games alongside Kennedy every year since Fall 1980. He is a 2010 Wichita Sports Hall of Fame inductee.

Road Radio / Home ESPN+ Analyst

Bob Hull has handled the color commentator duties on the road since 2006 and also serves as analyst on for many of WSU's home television broadcasts on ESPN+. Hull brings a coach's perspective to the booth. A former National Coach of the Year, he won three conference titles during an eight year run at Division II Metro State University (1985-93) and is a member of the school's hall of fame. His resume also includes five seasons as an assistant at Illinois under Lou Henson (1980-85) and a year on Randy Smithson's staff at Wichita State (1996-97).

ESPN+ Play-by-Play (Home Games)

Shane Dennis handles play-by-play for men's and women's basketball and baseball broadcasts on ESPN+. He's worked WSU men's hoops games on TV since the 2014-15 season. Originally from Uniontown, Kan., Dennis pitched for the Shockers from 1991-94, earning All-America honors as a senior. After six professional seasons, including four with the San Diego Padres organization, Dennis went to work as play-by-play voice of the Class AA Wichita Wranglers before becoming WSU's Director of Baseball Operations. Dennis is the host of the Shane Dennis Show, Weekdays from Noon to 2 p.m. on ESPN Radio Wichita.



2023-24 TELEVISION SCHEDULE

CBS -- 1 Game



Streaming: Paramount+

Sat	Feb. 3	Memphis	CBS	Memphis, Tenn. / FedExForum	12:00 PM
-----	--------	---------	-----	-----------------------------	----------

Linear ESPN Telecasts (ESPN, ESPN2, ESPNU) -- 15 Regular Season Games

Streaming: Games aired on an ESPN network will also be available through the ESPN App, accessible on computers, smartphones, tablets and devices to fans who receive their video subscription from an affiliated provider.

= Certain ESPN Network games are "flex networks" and/or "flex tip times". Those decisions are usually announced two weeks in advance of the game.



Thur.	Nov. 16	at Coastal Carolina	ESPNU	Conway, S.C. / HTC Center	3:30 PM
Fri.	Nov. 17	vs. Furman/Liberty	ESPNU/ESPN+	Conway, S.C. / HTC Center	8:00 PM/5:30 PM
Sun.	Dec. 3	at Missouri	ESPN2	Columbia, Mo. / Mizzou Arena	2:00 PM
Sat.	Dec. 30	vs. Kansas	ESPN2	Kansas City, Mo. / T-Mobile Center	3:00 PM
Thu.	Jan. 4	North Texas	ESPN2	Wichita, Kan. / Charles Koch Arena	8:00 PM
Sun.	Jan. 7	at Temple	ESPN2/ESPNU	Philadelphia, Pa. / Liacouras Center	12:00 PM
Sun.	Jan. 14	Memphis	ESPN2	Wichita, Kan. / Charles Koch Arena	12:00 PM
Thu.	Jan. 18	at Florida Atlantic	ESPN/ESPN2	Boca Raton, Fla. / FAU Arena	6:00 PM
Sun.	Jan. 28	SMU	ESPN2	Wichita, Kan. / Charles Koch Arena	2:00 PM
Wed.	Jan. 31	at Tulsa	ESPNU	Tulsa, Okla. / Donald W. Reynolds Center	6:00 PM
Sun.	Feb. 11	Florida Atlantic	ESPN2	Wichita, Kan. / Charles Koch Arena	11:00 AM
Sun.	Feb. 18	at Charlotte	ESPN2/ESPNU	Charlotte, N.C. / Halton Arena	TBD
Wed.	Feb. 21	Tulsa	ESPNU	Wichita, Kan. / Charles Koch Arena	8:00 PM
Sun.	Feb. 25	Temple	ESPN2	Wichita, Kan. / Charles Koch Arena	3:00 PM
Fri.	Mar. 8	at Tulane	ESPN2	New Orleans, La. / Avron B. Fogelman Arena	8:00 PM

THE AMERICAN ON ESPN+ -- 13 Games

ESPN+ is ESPN's over-the-top streaming service. Subscriptions are \$9.99/month or \$99.99 annually. For more information, visit plus.espn.com.



Mon.	Nov. 6	Lipscomb	ESPN+	Wichita, Kan. / Charles Koch Arena	6:30 PM
Thu.	Nov. 9	Western Kentucky	ESPN+	Wichita, Kan. / Charles Koch Arena	6:30 PM
Sun.	Nov. 12	Friends	ESPN+	Wichita, Kan. / Charles Koch Arena	1:00 PM
Sat.	Nov. 25	Norfolk State	ESPN+	Wichita, Kan. / Charles Koch Arena	6:00 PM
Wed.	Nov. 29	Richmond	ESPN+	Wichita, Kan. / Charles Koch Arena	6:30 PM
Sat.	Dec. 16	Southern Illinois	ESPN+	Wichita, Kan. / Charles Koch Arena	6:00 PM
Thu.	Dec. 21	vs. Kansas State	ESPN+	Kansas City, Mo. / T-Mobile Center	7:30 PM
Sun.	Jan. 21	at South Florida	ESPN+	Tampa, Fla. / Yuengling Center	
Wed.	Jan. 24	East Carolina	ESPN+	Wichita, Kan. / Charles Koch Arena	6:30 PM
Wed.	Feb. 7	UTSA	ESPN+	Wichita, Kan. / Charles Koch Arena	6:30 PM
Thu.	Feb. 15	at East Carolina	ESPN+	Wichita, Kan. / Charles Koch Arena	
Wed.	Feb. 28	at UAB	ESPN+	Birmingham, Ala. / Bartow Arena	
Sat.	Mar. 2	Rice	ESPN+	Wichita, Kan. / Charles Koch Arena	6:00 PM



2023-24 WICHITA STATE SHOCKERS



1 **XAVIER BELL**
6-2 | *Jr. | G
Wichita, Kan.



3 **RONNIE DEGRAY III**
6-6 | *Jr. | F
Parker, Colo.



4 **COLBY ROGERS**
6-4 | *R-Jr. | G
Covington, Ga.



5 **ISAAC ABIDDE**
6-8 | R-So. | F
Albany, Ga.



8 **YANIS BAMBA**
6-5 | Fr. | G
Quebec, Canada



10 **DALEN RIDGNAL**
6-6 | Gr. | F
Kansas City, Mo.



11 **KENNY POHTO**
6-10 | Jr. | F
Stockholm, Sweden



12 **JOY IGHOVODJA**
6-4 | Fr. | G
Abeokuta, Nigeria



14 **TREVOR McBRIDE**
6-0 | R-Fr. | G
Basehor, Kan.



15 **QUINCY BALLARD**
6-11 | *Jr. | C
Syracuse, N.Y.



20 **HARLOND BEVERLY**
6-5 | R-Jr. | G
Detroit, Mich.



21 **HENRY THENGVALL**
6-6 | R-Fr. | F
Wichita, Kan.



24 **JACOB GERMANY**
6-10 | *Sr. | F
Kingston, Okla.



55 **BIJAN CORTES**
6-2 | *Jr. | G
Kingfisher, Okla.

THE SHOCKER WAY

CORE VALUES



CHARACTER

INTEGRITY

KNOWLEDGE

STEWARDSHIP

COMPETITIVE EXCELLENCE

STUDENT
+
PERSON
+
PLAYER

PROFESSIONAL

STUDENT-ATHLETE DEVELOPMENT

DEVELOPING
LEADERS
OF CHARACTER,
COMPETENCE,
AND CONSEQUENCE
FOR ATHLETICS & LIFE

15:1

COMPREHENSIVE
ROAD-BASED
ATHLETICS PROGRAM



CONFERENCE CHAMPIONSHIPS



CONFERENCE COMMISSIONER'S CUP

NCAA POST-SEASON PLAY



DIRECTORS' CUP



MAXIMIZING RESULTS
BY MATCHING
RESOURCES
TO **EXPECTATIONS**