



2021 **2022**

MEDIA GUIDE



2021 2022 SCHEDULE

OCTOBER	NOVEMBER	DECEMBER
<div> <div>CHA</div> <div>MIL</div> <div>PHI</div> </div>	<div> <div>LAC</div> <div>SAS</div> <div>BKN</div> <div>MIA</div> <div>ATL</div> <div>HOU</div> </div>	<div> <div>HOU</div> <div>MEM</div> <div>DET</div> <div>TOR</div> <div>LAL</div> <div>DET</div> <div>PHX</div> <div>NYK</div> </div>
JANUARY	FEBRUARY	MARCH
<div> <div>DAL</div> <div>DEN</div> <div>DAL</div> <div>SAS</div> <div>CHA</div> <div>CLE</div> <div>CHI</div> <div>IND</div> <div>POR</div> </div>	<div> <div>MIN</div> <div>MIN</div> <div>DAL</div> <div>POR</div> <div>SAC</div> <div>TOR</div> <div>PHI</div> <div>CHI</div> <div>IND</div> <div>SAC</div> </div>	<div> <div>DEN</div> <div>MIN</div> <div>DEN</div> <div>MIN</div> <div>SAS</div> <div>CHA</div> <div>CLE</div> <div>CHI</div> <div>IND</div> <div>SAC</div> </div>
APRIL	ALL REGULAR SEASON GAMES AVAILABLE ON	
<div> <div>PHX</div> <div>POR</div> <div>UTA</div> <div>LAL</div> <div>LAC</div> </div>	<div> <div> <div>f</div> <div>t</div> <div>i</div> <div>o</div> <div>s</div> </div> <div> <div>@okcthunder</div> </div> <div> <div>Bally Sports</div> <div>WOW! Sports</div> </div> <div> <div>paycom center</div> </div> </div> <div> <div>HOME</div> <div>AWAY</div> </div> <div> <div>ALL TIMES CENTRAL</div> <div>PRESEASON</div> <div>PRESEASON IN TULSA, OK</div> </div>	

2021-22 Oklahoma City Thunder Media Guide

The 2021-22 Oklahoma City Thunder media guide was written and edited by Matt Tumbleson, John Read, Laila Wani and Heather Ward. Special statistical assistance was provided by Elias Sports Bureau. All photos were provided by NBA Entertainment unless otherwise noted. This publication was printed at Southwestern Stationery and Bank Supply, Inc., Oklahoma City, OK. Special thanks to Daren Shepherd for his work on the production, design and layout of the media guide.

The information contained in this publication was compiled by the Oklahoma City Thunder and is provided as a courtesy to fans and the press and may be used only for personal or editorial purposes. Any commercial use of this information is prohibited without the prior written consent of the Oklahoma City Thunder. All NBA and team insignias depicted in this publication are the property of NBA Properties, Inc. and the respective teams of the NBA and may not be reproduced for commercial purposes without the prior written consent of NBA Properties, Inc. (c) Copyright 2019 Oklahoma City Thunder.

TABLE OF CONTENTS



GENERAL INFORMATION

General Information.....	4
THUNDER OWNERSHIP GROUP	
Clayton I. Bennett.....	7
Board of Directors.....	7

PLAYERS

Photo Roster.....	10
Roster.....	11
Darius Bazley.....	12
Gabriel Deck.....	15
Luguentz Dort.....	16
Derrick Favors.....	19
Josh Giddey.....	22
Shai Gilgeous-Alexander.....	23
Ty Jerome.....	26
Vit Kreci.....	29
Théo Maledon.....	30
Tre Mann.....	32
Mike Muscala.....	33
Aleksej Pokusevski.....	37
Jeremiah Robinson-Earl.....	39
Isaiah Roby.....	40
Paul Watson Jr.....	47
Aaron Wiggins.....	49
Kenrich Williams.....	43
How the Thunder was built.....	50

BASKETBALL OPERATIONS

Sam Presti.....	53
Mark Daigneault.....	54
David Akinyooye, Dave Bliss, Mike Wilks.....	55
Kameron Woods, Zach Peterson, Eric Maynor, Connor Johnson.....	56
Rob Hennigan, Will Dawkins, Glenn Wong.....	57
Dr. Donnie Strack, Marc St. Yves.....	58
Matt Tumbleson, Amanda Green.....	59
Jesse Gould, Wynn Sullivan.....	60
Basketball Operations Staff.....	61
Oklahoma City Blue.....	62

GENERAL INFORMATION

NBA Cares.....	63
Thunder in the Community.....	64
Uniforms and Official Marks.....	65
Rumble the Bison.....	66
Paycom Center.....	67
Chesapeake Energy Arena Ticket Map.....	69

THUNDER STAFF

Danny Barth, Brian Byrnes.....	71
Christine Berney, Tyler Lane, Scott Loft.....	72
Dan Mahoney, Katy Semtner.....	73
Will Syring, Hakeem Onafowokan.....	74
Thunder Staff.....	76
Staff Directory.....	80

REGULAR SEASON REVIEW

Regular Season Statistics.....	85
Miscellaneous Statistics.....	86
Game-By-Game Results.....	87
Game-By-Game Statistics.....	90
Team Highs and Lows.....	91
Individual Highs.....	92
Individual and Team Highs.....	93
Game Leaders/Back-To-Back Sets.....	94
Injuries/Starting Lineups.....	95
Transactions.....	96

NBA REVIEW

Standings.....	98
League Leaders.....	99
Offense/Defense Statistics.....	100
Award Winners.....	101
NBA Playoffs.....	102
Playoff Structure/Attendance.....	103
All-NBA G League Teams.....	104

ALL-TIME RECORDS

Year-By-Year Record.....	108
Opening Night.....	109
All-Time Opening-Night Starting Lineups.....	110
High-Low Scoring Games/Win-Loss Streaks.....	111
Overtime Results.....	112
All-Time Career Leaders.....	113
Oklahoma City Draft Pick from 2007-Present.....	115
Oklahoma City Team Records.....	116
Oklahoma City Individual Records.....	117
Oklahoma City Opponent Individual Records.....	119
Greatest Individual Performances.....	120
Opponent Greatest Individual Performances.....	121
All-Time + Points Performances.....	122
All-Time + Rebounds Performances.....	123
All-Time-Club.....	123
Award Winners.....	124
League Leaders/All-Stars.....	125
Year-By-Year Statistical Leaders.....	126
Year-By-Year Statistics.....	128
All-Time High Performances.....	131

ALL-TIME PLAYOFF RECORDS

Oklahoma City Era Team Playoff Records.....	134
Oklahoma City Era Individual Playoff Records.....	136
All-Time Individual Postseason Records.....	137
In The Playoffs, The Last Time.....	139

THUNDER OPPONENTS

Atlanta Hawks.....	141
Boston Celtics.....	142
Brooklyn Nets.....	143
Charlotte Hornets.....	144
Chicago Bulls.....	145
Cleveland Cavaliers.....	146
Dallas Mavericks.....	147
Denver Nuggets.....	148
Detroit Pistons.....	149
Golden State Warriors.....	150
Houston Rockets.....	151
Indiana Pacers.....	152
Los Angeles Clippers.....	153
Los Angeles Lakers.....	154
Memphis Grizzlies.....	155
Miami Heat.....	156
Milwaukee Bucks.....	157
Minnesota Timberwolves.....	158
New Orleans Pelicans.....	159
New York Knicks.....	160
Orlando Magic.....	161
Philadelphia 76ers.....	162
Phoenix Suns.....	163
Portland Trail Blazers.....	164
Sacramento Kings.....	165
San Antonio Spurs.....	166
Toronto Raptors.....	167
Utah Jazz.....	168
Washington Wizards.....	169

MEDIA INFORMATION

Chris Fisher, Michael Cage, Nick Gallo.....	171
Paris Lawson, Matt Pinto, Eleno Ornelas, Royce Young.....	172
Basketball Communications.....	173
Media Information.....	174
Media Regularly Covering the Thunder.....	175
Thunder ION Powered by OU Medicine.....	176



GENERAL INFORMATION

Corporate Office Address	Oklahoma City Thunder 208 Thunder Drive Oklahoma City, OK 73102 405-208-4800
Thunder ION Powered by OU Health	9600 N. Oklahoma Ave. Oklahoma City, OK 73114 405-208-4800
Home Court	Paycom Center (18,203)
Team Colors	Thunder Blue, Sunset, Yellow and Dark Blue
Television	Bally Sports Oklahoma
Radio	WWLS, 640 AM, 98.1 FM
TV Play-By-Play	Chris Fisher
Broadcast Analyst	Michael Cage
Sideline Reporters	Nick "Sparky" Gallo and Paris Lawson
Radio Play-By-Play Announcer	Matt Pinto
Website	okcthunder.com

2021-22 NATIONAL BASKETBALL ASSOCIATION KEY DATES

2021

October 19.....Start of the 2021-22 NBA Regular Season

2022

January 5.....10-day contracts may now be signed
 February 10.....NBA Trade Deadline (3 p.m. ET)
 February 18-20.....NBA All-Star 2022 (Cleveland, OH)
 February 18-23.....NBA All-Star break
 April 10.....Regular Season ends
 April 12-15.....NBA Play-In Tournament
 April 11.....Rosters set for NBA Playoffs 2022 (3 p.m. ET)
 April 16.....NBA Playoffs 2022 begin
 April 24.....NBA Early Entry Eligibility Deadline (11:59 p.m. ET)
 May 17.....NBA Draft Lottery 2022 presented by State Farm
 June 2.....NBA Finals 2022 begin
 June 13.....NBA Draft Early Entry Entrant Withdrawal Deadline (5 p.m. ET)
 June 23.....NBA Draft 2022 presented by State Farm

NBA ALIGNMENT

WESTERN CONFERENCE

NORTHWEST DIVISION

Denver Nuggets
 Minnesota Timberwolves
 Oklahoma City Thunder
 Portland Trail Blazers
 Utah Jazz

PACIFIC DIVISION

Golden State Warriors
 Los Angeles Clippers
 Los Angeles Lakers
 Phoenix Suns
 Sacramento Kings

SOUTHWEST DIVISION

Dallas Mavericks
 Houston Rockets
 Memphis Grizzlies
 New Orleans Pelicans
 San Antonio Spurs

EASTERN CONFERENCE

CENTRAL DIVISION

Chicago Bulls
 Cleveland Cavaliers
 Detroit Pistons
 Indiana Pacers
 Milwaukee Bucks

SOUTHEAST DIVISION

Atlanta Hawks
 Charlotte Hornets
 Miami Heat
 Orlando Magic
 Washington Wizards

ATLANTIC DIVISION

Boston Celtics
 New Jersey Nets
 New York Knicks
 Philadelphia 76ers
 Toronto Raptors



THUNDER OWNERSHIP GROUP
THE PROFESSIONAL BASKETBALL CLUB, LLC

PROFESSIONAL BASKETBALL CLUB, LLC



CLAYTON I. BENNETT
Chairman, Oklahoman City Thunder
Chairman, Dorchester Capital

BOARD OF DIRECTORS



GEORGE B. KAISER
President, GBK Corporation
Chairman, BOK Financial



G. JEFFREY RECORDS, JR.
Chairman and CEO,
MidFirst Bank



WILLIAM M. CAMERON
Chairman and CEO,
American Fidelity Assurance Company



ROBERT E. HOWARD II
Chairman,
Howard Investments



JAY SCARAMUCCI
President,
Balon Corporation



EVERETT R. DOBSON
Managing Partner,
Dobson Partnerships



PLAYERS

PHOTO ROSTER



**DARIUS
BAZLEY**

**GABRIEL
DECK**

**LUGUENTZ
DORT**

**DERRICK
FAVORS**

**JOSH
GIDDEY**



**SHAI
GILGEOUS-ALEXANDER**

**TY
JEROME**

**VIT
KREJCI**

**THEO
MALEDON**

**TRE
MANN**



**MIKE
MUSCALA**

**ALEKSEJ
POKUSEVSKI**

**JEREMIAH
ROBINSON-EARL**

**ISAIAH
ROBY**



**PAUL
WATSON JR.**

**AARON
WIGGINS**

**KENRICH
WILLIAMS**

ROSTER



NO	PLAYER	POS	HT	WT	DOB	PRIOR TO NBA	YEARS PRO
7	Darius Bazley	F	6-8	208	6/12/00	Princeton HS/USA	3
6	Gabriel Deck	F	6-8	232	2/8/95	Real Madrid/Argentina	2
5	Luguentz Dort	G	6-4	215	4/19/99	Arizona State/Canada	3
15	Derrick Favors	F/C	6-10	265	7/15/91	Georgia Tech/USA	12
3	Josh Giddey	G	6-8	210	10/10/02	Adelaide 36ers/Australia	R
2	Shai Gilgeous-Alexander	G	6-6	181	7/12/98	Kentucky/Canada	4
16	Ty Jerome	G	6-5	195	7/8/97	Virginia/USA	3
27	Vit Krečí	G	6-8	195	6/19/00	Casademont Zaragoza/Czech Republic	R
11	Théo Maledon	G	6-5	180	6/12/01	ASVEL/France	2
23	Tre Mann	G	6-5	190	2/3/01	Florida/USA	R
33	Mike Muscala	F/C	6-11	240	7/1/91	Bucknell/USA	9
17	Aleksej Pokuševski	F	7-0	190	12/26/01	Olympiacos/Serbia	2
50	Jeremiah Robinson-Earl	F	6-9	230	11/3/00	Villanova/USA	R
22	Isaiah Roby	F	6-8	230	2/3/98	Nebraska/USA	3
8	Paul Watson Jr.**	F	6-6	210	12/30/94	Fresno State/USA	3
21	Aaron Wiggins**	G	6-6	200	1/2/99	Maryland/USA	R
34	Kenrich Williams	G/F	6-7	210	12/2/94	TCU/USA	4

**Signed to a Two-Way Contract

HEAD COACH

Mark Daigneault (UConn)

ASSISTANT COACHES

Dave Bliss (Georgia)

Mike Wilks (Rice)

David Akinyooye (Adelphi)

Kameron Woods (Butler)

ASSISTANT COACHES FOR PLAYER DEVELOPMENT

Eric Maynor (VCU)

Zach Peterson (Michigan State)

ASSISTANT COACH FOR PROGRAM DEVELOPMENT

Connor Johnson (Amherst)

VP OF HUMAN & PLAYER PERFORMANCE

Dr. Donnie Strack (Indianapolis)



7

DARIUS BAZLEY

POSITION: Forward HEIGHT: 6-8 WEIGHT: 208

NBA Years

3rd NBA Season

Prior to NBA

Princeton HS (Cincinnati, Ohio)

Birthdate

6/12/00

Birthplace

Cincinnati, Ohio

Acquired

Draft rights from the Memphis Grizzlies via the Utah Jazz (selected 23rd overall) along with a 2024 second-round draft pick in exchange for the draft rights to Brandon Clarke (selected 21st overall) on 7/6/19.



CAREER AVERAGES

Appeared in 116 games (64 starts) and averaged 9.4 points, 5.5 rebounds and 1.2 assists in 24.5 minutes per game, shooting 39.5 percent from the floor.

2020-21 AVERAGES

Appeared in 55 games (all starts), averaging 13.7 points (fourth on team), 7.2 rebounds (second on team) and 1.8 assists in 31.2 minutes, shooting 39.6 percent from the floor.

2020-21 NOTES

Scored in double figures 39 times, including 10 20-point outings. Notched 11 double-doubles after grabbing double-digit rebounds 14 times. Led the team in scoring 10 times, in rebounding 16 times and in assists three times. On 5/11 at Sacramento, logged 18 points, five rebounds and five assists, shooting 10-for-12 from the free throw line. On 5/9 at Sacramento, posted a team-leading 18 points, six rebounds and two assists. On 5/6 at Golden State, registered 22 points, three rebounds and two assists, draining four shots from long range. On 5/4 vs. Sacramento, recorded another double-double with a game-best 24 points and 11 rebounds. On 5/2 vs. Phoenix, led Oklahoma City with 19 points, nine rebounds and three assists. On 4/27 at Boston, notched his 10th double-double of the season with 21 points (8-15 FG, 2-3 3FG) and a team-best 10 rebounds. On 4/23 vs. Washington, swiped a career-best five steals to go with his team-high-tying 20 points and six rebounds. On 4/21 at Indiana, tied his career high from the previous game with 26 points, nine rebounds and two assists. On 4/19 at Washington, set a new career high in scoring with his team-leading 26 points (11-13 FT), seven rebounds and three assists. On 4/18 at Toronto, went 3-for-

5 from three-point range to register 16 points and eight rebounds. On 4/16 at Detroit, netted 19 points, seven rebounds and two assists. On 4/14 vs. Golden State, led Oklahoma City with 22 points on 10-of-18 shooting and eight rebounds. On 4/10 vs. Philadelphia, nearly notched a double-double with 17 points, nine rebounds and five assists, shooting 7-of-12 from the field and 3-of-4 from beyond the arc. On 3/3 at Dallas, notched his eighth double-double of the season with 11 points and a team-best 10 boards. On 2/27 vs. Denver, logged 22 points, four rebounds and a block. In the win over Atlanta on 2/26, logged a double-double of 18 points and 12 rebounds. On 2/17 at Memphis, recorded 18 points on 4-of-8 shooting from three and seven rebounds. On 2/16 vs. Portland, produced 14 points, six rebounds and six assists. In the win over Milwaukee on 2/14, pitched in 18 points, five rebounds, three assists and two steals. On 2/8 at L.A. Lakers, grabbed a career-best 16 rebounds to go with his 21 points and three assists. On 2/5 vs. Minnesota, logged a double-double of 12 points and 10 rebounds. On 2/1 vs. Houston, recorded 15 points and six rebounds. On 1/29 vs. Brooklyn, notched 14 points, five rebounds and four assists. On 1/25 at Portland, scored his 500th-career point, making him one of three sophomores this season to log as many points, 50+ three-point makes and 50+ blocks (Jaren Jackson Jr., P.J. Washington). On 1/6 at New Orleans, grabbed his 300th-career rebound, making him the sixth Thunder sophomore to tally as many boards and 50+ threes (Durant, SGA, Green, Harden, Westbrook), finishing with a double-double of 20 points and a game-best 12 rebounds. On 1/2 at Orlando, logged his second double-double of the season with a team-leading 19 points, a team-best 12

rebounds, two assists and a block. Notched his second-career double-double on 12/26 at Charlotte with his 15 points and 10 boards. Missed 16 games due to his left shoulder. Sat out one game (coach's decision).

NBA CAREER

2019-20: Appeared in 61 games (nine starts) and averaged 5.6 points and 4.0 rebounds (11th among rookies) in 18.5 minutes per contest, shooting 39.4 percent from the floor and 34.8 percent from long range. On 8/12 vs. Miami, scored 16 points in the final quarter to lead a 22-point comeback win, leading the team as he finished with 21 points, (8-14 FG, 5-8 3FG), nine rebounds and four assists. Became the only Thunder rookie besides

REGULAR SEASON CAREER HIGH

MIN	43	at LAL	2/10/21
FGM	10	vs. GSW	4/14/21
FGA	25	at IND	4/21/21
3PM	5 (2x)	vs. MIA	8/12/20
3PA	13	at GSW	5/6/21
FTM	11	at WAS	4/19/21
FTA	13	at WAS	4/19/21
OR	5	vs. PHX	5/2/21
DR	14	at LAL	2/8/21
TR	16	at LAL	2/8/21
AST	6	vs. POR	2/16/21
STL	5	vs. WAS	4/23/21
TO	9	vs. PHI	4/10/21
BLK	4	vs. MEM	12/18/19
PTS	26 (2x)	at IND	4/21/21

POSTSEASON CAREER HIGHS

MIN	26	at HOU	8/29/20
FGM	3 (2x)	vs. HOU	8/24/20
FGA	10	at HOU	8/29/20
3PM	3	at HOU	8/18/20
3PA	7	at HOU	8/29/20
FTM	5	vs. HOU	8/31/20
FTA	6	vs. HOU	8/31/20
OR	1 (2x)	at HOU	9/2/20
DR	11	at HOU	8/29/20
TR	12	at HOU	8/29/20
AST	3	vs. HOU	8/31/20
STL			
TO	2	at HOU	8/18/20
BLK	2	at HOU	9/2/20
PTS	10	at HOU	8/29/20 2020-21

NBA REGULAR SEASON STATISTICS

Year	Team	G	GS	MIN	FGM-A	3PM-A	FTM-A	OFF	DEF	REB	AST	STL	BLK	TO	PTS	RPG	APG	PPG
19-20	OKC	61	9	1129	125-317	49-141	43-62	30	216	246	41	23	41	45	342	4	0.7	5.6
20-21	OKC	55	55	1714	273-690	83-286	125-178	51	345	396	99	29	25	122	754	7.2	1.8	13.7
Career	--	116	64	2843	398-1007	132-427	168-240	81	561	642	140	52	66	167	1096	5.6	1.3	9.7

NBA PLAYOFF STATISTICS

Year	Team	G	GS	MIN	FGM-A	3PM-A	FTM-A	OFF	DEF	REB	AST	STL	BLK	TO	PTS	RPG	APG	PPG
2020	OKC	7	0	126	13-31	11-22	9-10	2	45	47	6	0	3	6	46	6.7	0.9	6.6
Career	--	7	0	126	13-31	11-22	9-10	2	45	47	6	0	3	6	46	6.7	0.9	6.6

Westbrook to log three consecutive 20+ point games. On 8/9 vs. Washington, led all scorers and set a new career mark with his 23 points and seven rebounds, going 8-of-13 from the floor, 5-of-8 from three-point range and 2-of-2 from the line, becoming the youngest Thunder reserve to score over 20 points (20 years, 58 days). On 11/9 vs. Golden State, went 3-for-3 from three to tally nine points and three rebounds. This ties him with just three other players for the best three-point shooting performance by a Thunder rookie (Abrines, Harden, Sabonis). Of those, he is both the youngest and played the fewest minutes. On 1/25 at Minnesota, logged back-to-back double figure games with 15 points and six rebounds, shooting 5-for-6 from the field and 4-for-4 from the charity stripe. On 1/24 vs. Atlanta, went 5-of-7 to tally 11 points and five rebounds. On 1/18 vs. Portland, set a new career mark in rebounding with 13 boards to go with his nine points. On 1/4 at Cleveland, made his only three-point attempt en route to nine points and a bench-leading seven rebounds. In his second start in the comeback win over the Clippers on 12/22, finished with seven points, eight rebounds and two steals. Made his first career start on 12/9 at Utah, grabbing seven rebounds. In the comeback win over the Grizzlies on 12/18, blocked a career-best and game-leading four shots. On 11/22 vs. L.A. Lakers, logged nine points on 4-of-5 shooting, four rebounds and two blocks. On 11/2 vs. New Orleans, went 3-of-6 from three to set a then career high with 17 points and five rebounds, making him the youngest Thunder player to score in double digits. Scored his first NBA points on 10/25 vs. Washington, finishing with five points on 2-of-3 shooting, two rebounds and a steal. Made his NBA debut on 10/23 at Utah where he grabbed three boards and swatted one block. Led the team in scoring three times and in rebounding four times. Recorded one double-double, grabbing 10+ rebounds twice. Scored in double figures 10 times and 20+ points three times. Sat out 11 games with a right knee bone bruise.

CAREER POSTSEASON

2020: Appeared in seven games, averaging 6.6 points (5th among rookies) and 6.7 rebounds (1st among rookies) in 18.0 minutes, shooting 50.0 percent from three-point range (3rd among rookies, 7th in NBA) and 90.0 percent from the line (1st among rookies). On 8/28 at Houston, registered his first playoff double-double, setting playoff career highs with his 10 points and 12 rebounds, going a perfect 4-of-4 from the line. On 8/24 vs. Houston, finished with seven points and five rebounds. Made his playoff debut on 8/18 at Houston, finishing just shy of a double-double with nine points and nine rebounds, shooting 3-of-4 from three.

HIGH SCHOOL

Played for the USA Junior National Select Team in the 2018 Nike Hoop Summit. Finished with 11 points and seven rebounds in the 2018 McDonald's All-American game. Totaled 12 points and nine rebounds in the 2018 Jordan Brand Classic. Ultimately decided to spend the 2018-19 season training for the 2019 NBA Draft. Spent three months in 2019 interning with New Balance after signing an endorsement deal with the brand in late 2018. 2017-18: As a senior at Princeton High School in Cincinnati, Ohio, appeared in 25 games and averaged 15.4 points, 10.3 rebounds, 3.9 assists, 1.4 steals and 2.0 blocks per contest, shooting 51.5 percent from the field. Led his team to a 23-4 season. Selected to the Ohio Division I All-State First Team and All-Ohio First Team by USA TODAY. Ranked as the ninth-best prospect in the 2018 recruiting class by ESPN.

PERSONAL

Favorite movie is "Green Book" and favorite TV show is "Martin." Enjoys listening to Earth, Wind & Fire. His favorite sports team outside of the NBA is the Houston Texans. Makes sure to read the Bible before every game. His favorite pregame song is Sweet Love by Anita Baker. Enjoys watching HGTV and considers interior decorating his hidden talent. "Snowfall" is the show he most recently binge watched. Lists Glitter by BENEE as his guilty pleasure song.



6

GABRIEL DECK

POSITION: Forward HEIGHT: 6-8 WEIGHT: 232

NBA Years

2nd NBA Season

Prior to NBA

Real Madrid

Birthdate

02/08/95

Birthplace

Colonia Dora, Argentina

Acquired

Signed to a multi-year contract on 4/12/21



2020-21 AVERAGES

Appeared in 10 games with the Thunder, averaging 8.4 points, 4.0 rebounds and 2.4 assists in 21.2 minutes per game, shooting 47.8 percent from the field.

2020-21 NOTES

Increased his career high in scoring in each of his first four NBA games, making him just the second Thunder player and first Oklahoma City rookie to do so in his first four games with the team (Walters, 2015). On 5/14 vs. Utah, set a new career high in scoring with his 18 points (6-9 FG, 1-1 3FG, 5-5 FT) and six rebounds. On 5/4 vs. Sacramento, produced 16 points, three rebounds and three assists, shooting 5-for-7 from the field, 1-for-1 from three-point range and 5-for-6 from the charity stripe. On 5/2 vs. Phoenix, scored in double figures for the first time as he registered 11 points, six rebounds and three assists, shooting 4-for-6 from the field. On 5/1 vs. Indiana, nearly logged a double-double with his eight points, a team-leading 10 rebounds and two assists. In his NBA debut on 4/29 vs. New Orleans, recorded two points, two rebounds and two assists.

INTERNATIONAL NOTES

Spent three seasons with Real Madrid of the Spanish Liga ACB. During the 2020-21 season, he appeared in 58 games (41 starts) and averaged 9.7 points, 3.8 rebounds and 1.2 assists in 23.9 minutes per game, shooting 52.1 percent from the field...Prior to his time with Real Madrid, played two seasons with San Lorenzo de Almagro of Liga A in Argentina where he appeared in 113 games (106 starts) and registered averages of 18.9 points, 5.2 rebounds and 2.0 assists in 30.2 minutes, shooting 54.9 percent...Spent five years from 2011-16 with Liga A's Quimsa prior to representing Argentina in the 2016 Olympic games in Rio de Janeiro.

PERSONAL

Son of Nora and Carlos. Has a brother Joaquín. His favorite moment of his career so far was coming to Oklahoma City and getting to play for the first time. Likes to listen to music at home before a game. Favorite music includes folklórica and guaracha.

REGULAR SEASON CAREER HIGH

MIN 31 at SAC 5/9/21
FGM 6 vs. UTA 5/14/21
FGA 12 vs. IND 5/1/21
3PM 1 (2x) vs. UTA 5/14/21
3PA 4 at SAC 5/9/21
FTM 5 (2x) vs. UTA 5/14/21
FTA 6 vs. SAC 5/4/21
OR 5 vs. IND 5/1/21
DR 5 vs. IND 5/1/21
TR 10 vs. IND 5/1/21
AST 4 (2x) at SAC 5/9/21
STL 3 at GSW 5/8/21
TO 2 vs. UTA 5/14/21
BLK
PTS 18 vs. UTA 5/14/21

NBA REGULAR SEASON STATISTICS

Year	Team	G	GS	MIN	FGM-A	3PM-A	FTM-A	OFF	DEF	REB	AST	STL	BLK	TO	PTS	RPG	APG	PPG
20-21	OKC	10	0	212	32-67	2-15	30-52	16	24	40	24	8	0	6	84	4.0	2.4	8.4
Career	--	10	0	212	32-67	2-15	30-52	16	24	40	24	8	0	6	84	4.0	2.4	8.4



5 LUGUENTZ DORT

POSITION: Guard HEIGHT: 6-4 WEIGHT: 215

NBA Years

3rd NBA Season

Prior to NBA

Arizona State

Birthdate

4/19/99

Birthplace

Montreal, Canada

Acquired

Signed to an NBA contract on 6/24/20. Originally signed to a Two-Way Contract on 7/6/19.



CAREER AVERAGES

Appeared in 88 games (80 starts) and averaged 11.1 points, 3.1 rebounds, 1.3 assists and 0.86 steals in 26.9 minutes per game.

2020-21 AVERAGES

Appeared in 52 games (all starts), averaging 14.0 points (third on team), 3.6 rebounds and 1.7 assists in 29.7 minutes, shooting 38.7 percent from the field and 34.3 percent from three.

2020-21 NOTES

Named to Team World for 2021 NBA Rising Stars. Hit at least one three-pointer in 46 of his 52 appearances, leading the team with 113 threes this season. Led the team in scoring 10 times, in rebounding three times and in assists three times. Notched 36 games with 10+ points, nine games with 20+ points and one game with 40+ points. On 4/29 vs. New Orleans, knocked down four threes en route to a team-best 17 points. On 4/27 at Boston, led the Thunder with his 24 points, four rebounds and two assists, draining three shots from long range. On 4/23 vs. Washington, logged 18 points and eight rebounds. On 4/18 at Toronto, recorded 21 points in the first quarter to become the seventh Thunder player to score 20+ in a single quarter, finishing with 29 points, four rebounds and two assists, shooting 5-of-8 from long range. On 4/16 at Detroit, drained three threes to register a team-leading 26 points, six rebounds, two assists and three steals. On 4/13 at Utah, set new career marks with 42 points, seven rebounds, three assists and four steals, shooting 16-of-31 from the floor and 7-of-11 from beyond the arc. This makes him the sixth Thunder player to score 40+ (Durant, George, Gilgeous-Alexander, Harden, Westbrook), the second OKC player to do so at age 21 or younger (Durant) and the youngest in franchise history to net as many points and swipe four steals. On 3/21 at Houston, led OKC with 23 points, three rebounds

and three assists. On 3/13 vs. New York, went a perfect 10-for-10 from the free throw line en route to 14 points, six rebounds and five assists. In the win over Atlanta on 2/26, drained four threes to register 19 points, three rebounds and two assists. On 2/16 vs. Portland, logged 23 points, six rebounds and three assists. In the win over Milwaukee on 2/14, produced 19 points, seven rebounds, two assists and two steals. On 2/10 at L.A. Lakers, logged 17 points, five rebounds, four assists and two steals. On 2/6 vs. Minnesota, recorded 10 points, six rebounds, three assists and two steals. On 1/27 at Phoenix, went 4-for-8 from three to notch 14 points. On 1/19 at Denver, led OKC with 20 points, five rebounds and three assists, shooting 8-of-11 from the field and 3-of-6 from three-point range. On 1/15 vs. Chicago, went 7-of-15, including four makes from beyond the arc, en route to 21 points, eight rebounds and a career-best six steals. Russell Westbrook and Thabo Sefolosha are the only Thunder players to grab more steals in a single game. On 12/28 vs. Utah, finished with a career-high and game-leading 26 points, shooting 9-for-11 from the field, 5-for-7 from beyond the arc and 3-for-4 from the charity stripe while swiping a game-best three steals. Missed one game with left knee soreness. Sat out three games due to his left great toe. Missed seven games on concussion protocol. Sat out one game with left shoulder soreness. Missed four games with a right hip strain. Sat out four games with right knee patellar tendinitis.

NBA CAREER

2019-20: Appeared in 36 games (28 starts) and averaged 6.8 points and 2.3 rebounds in 22.8 minutes, shooting 39.4 percent from the field and 79.2 percent from the line. On 8/9 vs. Washington, doubled his previous career high in rebounding as he grabbed 10 boards to go with his nine points. On 8/7 at Memphis, went 4-of-5 from long range en route to 16 points. On 8/5 vs. L.A. Lakers, in addition to holding LeBron to

19 points, tallied 14 points, four rebounds and a steal. On 1/29 at Sacramento, set a new career mark with 23 points on 8-of-12 shooting, going 5-of-6 from beyond the arc. This makes him just the fourth Thunder rookie to knock down 5+ threes in a single game. In the victory over San Antonio on 2/23, went a perfect 6-for-6 from the field and 2-for-2 from three-point range to tally 15 points, two rebounds, two assists and three steals, tied for the second-best shooting night by a rookie in Oklahoma City history (Diallo 7-7 FG). On 8/3 vs. Denver, logged 10 points, two rebounds, two steals and a block. In the win over Denver on 2/21, tallied 11 points, three steals and two assists without any turnovers. Improved to a 4-0 record as a starter on 1/25 at Minnesota as he set a then career mark with 10 points (3-5 FG, 2-4 3FG, 2-2 FT), two rebounds and two steals. In his first career start on 1/20 at Houston, tallied eight points, two rebounds and two assists. In just his third NBA appearance, earned Player of the Game honors with his nine points and three rebounds, with Jazz players shooting just 39.6 percent while he was on the floor (third best on team). On 1/18 vs. Portland, produced seven points, two assists and two steals. Scored his first NBA points on 12/8 at Portland and grabbed three rebounds. In his NBA debut on 12/6 vs. Minnesota, grabbed a rebound and swiped a steal with 14 seconds

REGULAR SEASON CAREER HIGH

MIN	41	at LAL	2/10/21
FGM	16	at UTA	4/13/21
FGA	31	at UTA	4/13/21
3PM	7	at UTA	4/13/21
3PA	11 (2x)	at UTA	4/13/21
FTM	11	at BOS	4/27/21
FTA	13	at BOS	4/27/21
OR	3 (2x)	at LAL	2/10/21
DR	8	vs. WAS	8/9/20
TR	10	vs. WAS	8/9/20
AST	5	vs. NYK	3/13/21
STL	6	vs. CHI	1/15/21
TO	7	vs. MIL	2/14/21
BLK	2	vs. MEM	3/24/21
PTS	42	at UTA	4/13/21

NBA REGULAR SEASON STATISTICS

Year	Team	G	GS	MIN	FGM-A	3PM-A	FTM-A	OFF	DEF	REB	AST	STL	BLK	TO	PTS	RPG	APG	PPG
19-20	OKC	36	28	820	86-218	30-101	42-53	24	57	81	27	31	4	22	244	2.3	0.8	6.8
20-21	OKC	52	52	1543	247-639	113-329	122-164	38	151	189	88	45	19	79	729	3.6	1.7	14.0
Career	--	88	80	2363	333-857	143-430	164-217	62	208	270	115	76	23	101	973	3.0	1.3	10.4

NBA PLAYOFF STATISTICS

Year	Team	G	GS	MIN	FGM-A	3PM-A	FTM-A	OFF	DEF	REB	AST	STL	BLK	TO	PTS	RPG	APG	PPG
2020	OKC	6	6	175	27-76	13-50	8-15	5	17	22	6	2	6	15	75	3.7	1.0	12.5
Career	--	6	6	175	27-76	13-50	8-15	5	17	22	6	2	6	15	75	3.7	1.0	12.5

remaining in regulation to give OKC a chance to send the game into overtime and ultimately earn the victory. Led the team in rebounding once. Scored in double figures seven times and 20+ points once. Grabbed double digit rebounds once. Sat out 31 games on G League assignment. Two games DNP – Coach's Decision. Missed one game with a right knee sprain.

NBA G LEAGUE CAREER

2019-20: Appeared in 13 games (12 starts) with the Oklahoma City Blue, averaging a team-leading 19.5 points, 4.8 rebounds, 2.6 assists and 0.92 steals in 31.9 minutes, shooting 44.0 percent from the field.

CAREER POSTSEASON

2020: Appeared in six games (all starts), averaging 12.5 points (2nd among rookies), 3.7 rebounds (4th among rookies), 1.0 assist (5th among rookies) and 1.00 block (1st among rookies) in 29.2 minutes per contest. Had a career night on 9/2 at Houston when his 30 points not only marked a Thunder playoff rookie record but were also the most scored in a Game 7 before turning 22 just ahead of LeBron (27) and Kobe (25). Additionally, this stands as the most points by an undrafted rookie in a playoff game and ties the most by any undrafted player in the last 10 years (VanVleet). Set a then playoff career high with 13 points (5-9 FG), three rebounds, an assist, a steal and a block. Missed one game with a right knee sprain.

COLLEGE

Spent one year at Arizona State. **2018-19 (Freshman):** Appeared in 34 games (33 starts) and averaged 16.1 points, 4.3 rebounds, 2.3 assists and 1.53 steals in 31.5 minutes per contest, shooting 40.5 percent from the field. Named Pac-12 Freshman of the Year, All-Pac-12 Second Team, Pac-12 All-Defense and Pac-12 All-Freshman. Joined Jahii Carson (2012-13), Ike Diogu (2002-03), Jamal Faulkner (1990-91) and Byron Scott (1979-80) as the only Sun Devils to win FOY. Along with teammate Zylan Cheatham, become just the third and fourth Sun Devils to earn a spot on the All-Defense team. His 53 points in his first two college games were the third-most by

a Pac-12 freshman in his first two career games since 1996-97 and only Markelle Fultz (65 in 2016-17) and Tajuan Porter (55 in 2006-07) had more in the last 23 seasons. Ranked fourth in the Pac-12 and led all freshmen in total steals with his 52. Ranked sixth in the conference in points scored with his 547 on the season. Logged nine 20+ point outings. His 145 made free throws were the second-most in the Pac-12. Helped ASU to its best Pac-12 record in nine years.

HIGH SCHOOL

Attended Athlete Institute Prep in Mono, Ontario after attending The Conrad School in Orlando, Florida. Played for Team Canada in the Adidas National Tournament and helped lead his team to the 2016 championship game. Competed at the 2017 NBA Basketball without Borders (First Team selection) and played in the Adidas EuroCamp in Treviso. Was the BioSteel All-Star Game MVP. Participated in the 2018 Nike Hoop Summit with the World Team. Was the nation's No. 25 overall prospect and No. 3 shooting guard.

PERSONAL

Nickname is the Beast. Speaks French and Creole. His favorite movie is "Avengers: Infinity War" and TV show is "Power." Lists Drake as his favorite music artist. His guilty pleasure song is Party in the USA by Miley Cyrus. His pregame routine includes listening to music and praying. Lists Chris Tucker as his celebrity lookalike. His favorite sports team outside of the NBA is Barcelona F.C. The best moment of his career was scoring a career-high 42 points at the Utah Jazz on April 13, 2021.

PLAYOFF CAREER HIGH

MIN	36	vs. HOU	8/22/20
FGM	10	at HOU	9/2/20
FGA	21	at HOU	9/2/20
3PM	6	at HOU	9/2/20
3PA	12	at HOU	9/2/20
FTM	4	at HOU	9/2/20
FTA	6	at HOU	9/2/20
OR	2 (2x)	at HOU	9/2/20
DR	6	vs. HOU	8/22/20
TR	8	vs. HOU	8/22/20
AST	2	vs. HOU	8/24/20
STL	1 (2x)	vs. HOU	8/31/20
TO	5	vs. HOU	8/31/20
BLK	3	vs. HOU	8/22/20
PTS	30	at HOU	9/2/20



15 DERRICK FAVORS

POSITION: Center/Forward HEIGHT: 6-10 WEIGHT: 265

NBA Years

12th NBA Season

College

Georgia Tech

Birthdate

7/15/91

Birthplace

Atlanta, Georgia

Acquired

Acquired from the Utah Jazz with a future first-round draft pick in exchange for a 2027 second-round draft pick and cash considerations on 7/30/21.

CAREER AVERAGES

With New Jersey, Utah and New Orleans, has appeared in 751 games (68 starts) and holds career averages of 10.8 points, 7.2 rebounds and 1.23 blocks in 24.7 minutes per game.

2020-21 NBA AVERAGES

Played in 68 games and averaged 5.4 points, 5.5 rebounds and 1.0 blocks in 15.3 minutes per contest

2020-21 NBA NOTES

Shot a career-high 63.8 percent from the field and 73.8 percent from the free throw line. Scored in double figures seven times and rebounded in double figures four times. On 4/8 vs. OKC, Favors scored his 7,255th career point as a Jazzman, moving into 10th place on the Utah Jazz's all-time scoring list. Missed four games due to injury.

NBA CAREER

2019- 20 (New Orleans): Appeared in 51 games (49 starts), averaging 9.0 points, 9.8 rebounds, and 1.6 assists in 24.4 minutes per game. Posted 18 double-doubles. Scored in double figures on 22 occasions and rebounded in double figures 29 times. Prior to the NBA restart, averaged 9.2 points and 9.9 boards, on 62% from the floor in 45 games (43 starts). Notched a streak of 22 consecutive field goals made from 1/16-1/23, marking the longest such streak in the NBA in the last 20 years. Tallied a season-high 21 points to go along with 11 boards and three blocks vs. UTA (1/16). Notched 15 points, 14 rebounds, and a season-high four blocks at LAL (1/3). Racked up eight points, 13 boards, and a career-best eight assists at DEN (12/25). Tallied 12 points and 13 boards at POR (12/23). Notched 20 points to go along with a career-best 20 rebounds vs. LAC (11/14). Favors became the fifth player in franchise history to record a 20/20 game, joining Jamaal Magloire, Tyson Chandler (2), Anthony Davis (7), and DeMarcus Cousins (5). Tallied back-to-back double-doubles, notching 10 points and 10 boards at CHO (11/9) and 13 points and a season-high 12 rebounds vs. HOU (11/11). Notched 16 points on 8-of-10 from the field to go along with seven rebounds vs. DAL (10/25). 2018-19 (Utah): Appeared in 76 games (70 starts), averaging 11.8 points, 7.4 rebounds, 1.2 assists in 23.2 minutes per game. Posted 15 double-doubles. Scored in double figures on 54 occasions. Led the team in



scoring three times, rebounds eight times and assists one time. With 21 minutes on Jan. 9 vs. Orlando, Favors played his 541 game as a Jazzman, which moved him into the top 10 of games played in franchise history. On March 2 against Milwaukee, Favors logged a career-high tying 18 rebounds, adding 23 points and three blocks in 32 minutes. Set a career-high with 17 three-pointers made. Eighth in the NBA with a 4.8 block percentage. Per Basketball Reference, Favors was the only player this season to be in the top 10 in both offensive and defensive rating, eighth in offensive rating (123 .7) and sixth in defensive rating (102 .3). 2017-18 (Utah): Started and appeared in 77 games, averaging 12.3 points, 7.2 rebounds, 1.2 assists in 28.0 minutes per game. Led the Jazz in rebounding 30 times. Recorded 15 double-doubles. Scored a season-high 25 points and grabbed 11 rebounds at ORL (11/18). Had 24 points and 12 rebounds vs. BKN (11/11). Finished with 18 points, 11 rebounds and five assists vs. NOP (12/1). Moved into 10th place on the Jazz all-time rebounding list on 3/13, passing Mehmet Okur (3,599). Missed one game with an eye laceration. Missed one game due to concussion protocol. Missed one game with a right ankle sprain. Missed one game with neck spasms. Missed one game with left knee soreness. 2016-17 (Utah): Appeared in 50 games (39 starts), averaging 9.5 points, 6.1 rebounds and 1.1 assists in 23.7 minutes per game. Registered 13 points, 5 rebounds and 1 assist vs. MIN (4/7). Notched 12 points, 6 rebounds and 2 assists at NOP (2/8). Scored 18 points, grabbed 5 rebounds, 1 assist, 1 steal and 1 block at DEN (1/24). Collected 18 points, nine rebounds and two blocked shots at ORL (11/11). Recorded first double-double of season with 16 points and 14 rebounds at PHI (11/7). Tallied five double-doubles. Recorded 10-plus points 18 times and 20-plus points one time. Did not dress (left knee bone bruise/IT band syndrome) at POR (10/25). Inactive (left knee bone contusion) in 24 games. Did not dress (rehabilitation protocol) at GSW (12/20). Inactive (rest) in two games. Inactive (left knee

soreness) in four games. 2015-16 (Utah): Appeared in 62 games (59 starts), averaging 16.4 points, 8.1 rebounds, 1.5 assists and 1.7 blocks in 32.0 mpg. Sidelined 16 games with back spasms, soreness (12/16-1/22). Missed three games with right knee soreness (4/1, 4/10, 4/13). Inactive one game due to personal reasons (11/28). One of five NBA players to average 16-plus points, eight-or-more rebounds and at least one-and-a-half blocks and one-and-a-half assists per game. Recorded 19 double-doubles on the season. Led the team in scoring on 19 occasions and in 32 rebounding in 24 contests. Had a career-high 35 points and 13 rebounds vs. IND

REGULAR SEASON CAREER HIGH

MIN	45	vs. BKN	12/12/12
FGM	11	vs. BKN	12/12/12
FGA	15 (2)	at PHI	1/18/13
3PM			
3PA	1 (4)	vs. ATL	12/16/18
FTM	8 (3)	at DAL	12/26/14
FTA	12	at GSW	3/25/11
OR	10	vs. LAC	11/20/15
DR	14	vs. SAC	1/21/19
TR	20	at MIL	2/4/15
AST	6	at PHI	1/18/13
STL	3 (15)	vs. PHX	12/23/18
TO	6 (2x) MR	vs. CHA	12/30/13
BLK	5 (4)	vs. CHI	2/27/16
PTS	24 (2)	vs. BKN	12/12/12

PLAYOFF CAREER HIGH

MIN	39	vs. OKC	4/27/18
FGM	8 (2X)	at OKC	4/18/18
FGA	14 (2X)	at OKC	4/18/18
3PM	2	vs. OKC	4/18/18
3PA	3	at OKC	4/18/18
FTM	8	at SAS	5/7/12
FTA	12	vs. SAS	5/7/12
OR	8	at OKC	4/18/18
DR	9	vs. SAS	5/7/12
TR	18	at OKC	4/18/18
AST	3 (4x)	at HOU	4/14/19
STL	2 (5x)	at HOU	4/29/18
TO	4	at OKC	4/25/18
BLK	4	vs. MEM	5/23/21
PTS	20	at OKC	4/18/18

NBA REGULAR SEASON STATISTICS

Year	Team	G	GS	MIN	FGM-A	3PM-A	FTM-A	OFF	DEF	REB	AST	STL	BLK	TO	PTS	RPG	APG	PPG
10-11	NUN/UTA	78	27	1535	215-416	0-0	103-173	171	241	412	39	29	68	77	533	5.3	0.5	6.8
11-12	UTA	65	9	1376	222-445	0-0	126-194	158	267	425	43	38	65	103	570	6.5	0.7	8.8
12-13	UTA	77	8	1787	274-568	0-5	179-260	184	362	546	75	67	130	129	727	7.1	1	9.4
13-14	UTA	73	73	2201	390-747	0-1	190-284	199	438	637	91	75	108	129	970	8.7	1.2	13.3
14-15	UTA	74	74	2280	482-918	1-6	222-332	196	411	607	112	60	123	121	1187	8.2	1.5	16
15-16	UTA	62	59	1983	418-811	0-4	180-254	169	334	503	94	74	91	104	1016	8.1	1.5	16.4
16-17	UTA	50	39	1186	203-417	3-10	67-109	92	213	305	56	45	40	60	476	6.1	1.1	9.5
17-18	UTA	77	77	2153	395-702	14-63	140-215	198	354	552	102	54	82	88	944	7.2	1.3	12.3
18-19	UTA	76	70	1796	363-619	17-78	154-228	207	353	560	89	56	106	84	897	7.4	1.2	11.8
19-20	NOP	51	49	1243	209-339	1-7	40-71	163	338	501	81	30	46	55	459	9.8	1.6	9
20-21	UTA	68	0	1039	155-243	0-2	59-80	138	238	376	44	32	68	36	369	5.5	0.6	5.4
Career	--	751	485	18549	3326-6225	36-176	1460-2200	1875	3549	679	826	560	927	986	8148	7.2	1.1	5.9

NBA PLAYOFF STATISTICS

Year	Team	G	GS	MIN	FGM-A	3PM-A	FTM-A	OFF	DEF	REB	AST	STL	BLK	TO	PTS	RPG	APG	PPG
11-12	UTA	4	1	29	15-36	0-0	17-29	14	24	38	2	5	6	5	47	9.5	0.5	11.8
16-17	UTA	11	2	20.5	36-62	0-0	11-23	15	45	60	10	8	6	4	83	5.5	0.9	7.5
17-18	UTA	11	9	26	42-68	2-5	16-33	20	37	57	13	8	11	10	102	5.2	1.2	9.3
18-19	UTA	5	2	20.6	23-36	0-3	13-19	15	22	37	4	4	9	5	59	7.4	0.8	11.8
20-21	UTA	11	0	13.2	16-23	0-0	5-9	19	27	46	3	2	10	6	37	4.2	0.3	3.4
Career	--	42	14	20.8	132-225	2-8	62-113	83	155	238	32	27	42	30	328	5.7	0.8	7.8

(12/5). Scored 29 points (11-15 FG) at NOP (2/10). Logged 28 points and 14 rebounds at SAC (3/13). Tallied 28 points, 11 rebounds and six blocks at NOP (3/5). Posted 25 points, 12 rebounds, seven blocks, three steals and two assists at MIA (11/12), becoming the second players (Anthony Davis) to do so since David Robinson on 4/14/01. Had 26 points (10-15 FG) in the season opener at DET (10/28). 2014-15 (Utah): Appeared and started in 74 games, averaging 16.0 points, 8.2 rebounds and 1.7 blocks in 30.8 mpg. One of four Jazz players (Karl Malone, Andrei Kirilenko, Al Jefferson) to ever average 16-plus points, eight-or-more rebounds and at least one-and-a-half blocks per game. Posted 23 double-doubles on the season. Led the team in scoring on 21 occasions and in rebounding in 24 contests. Posted the second-best field goal percentage (.525) among NBA forwards. Not with team twice, flu like symptoms (12/1) and personal reasons (1/22). Missed two games due to a sprained right ankle (12/14-12/16). Sidelined two games with back spasms (3/28-3/30). Had a career-high 32 points vs. PHX (11/1). Had a game-high 29 points, 12 boards and two steals vs. NYK (3/10). Registered 17 points, 15 rebounds and five blocks vs. PHI (12/27). Logged 21 points, 13 rebounds and five blocks vs. ORL (12/5). 2013-14 (Utah): Appeared and started in 73 games. Averaged 13.3 points, 8.7 rebounds and 1.2 assists in 30.2 minutes. Sidelined two games with a sore lower back (12/7-12/9). Missed one game due to a hip abductor strain (1/21), three games due to right hip inflammation (1/31-2/3) and three games with a right hip sprain (2/19-2/22). Pulled down 10-or-more rebounds in 28 contests. Posted double-digit scoring 55 times. Jazz leading rebounder in 33 games and leading scorer in 10 games. Led Utah in rebounds per game (8.7), blocks per game (1.5), total blocks (108) and field goal percentage (.522). Ranked 14th in the NBA in blocked shots per game (1.5) and 19th in both offensive rebounds per game (2.7) and field goal percentage (.522). Recorded a career-high 25 double-doubles. Shot better than 50-plus percent in 41 contests and 60-plus in 27 contests. Posted 28 points and pulled down 11 rebounds at SAS (3/16). Had 20 points, nine rebounds and four blocks at NOP (4/4). Tallied a career-high 18 rebounds and added 20 points at SAS (11/15). Recorded 18 points and 14 boards, including the game-winning putback dunk with two seconds left vs. LAL (12/27). Scored 21 points and had 13 boards vs. DEN (11/11). Grabbed 10 rebounds and poured in 20 points at MEM (3/26). 2012-13 (Utah): Appeared in 77 games (eight starts), averaging 9.5 points, 7.0 rebounds, 0.9 assists and 1.7 blocks in 23.2 minutes. Improved averages in every major statistical category over previous season. Led Jazz in total blocks (130) and blocks per game (1.7). Missed five games due to plantar fasciitis (12/1-12/9). Recorded nine double-doubles. Led the Jazz

in scoring three times. Led Utah in rebounds 22 times. Grabbed at least 10 rebounds 16 times. Scored in double-figures 34 times. Tallied 23 points and season-high 15 rebounds at MIL (3/4). Totaled 14 points on a career-high 11 free throw makes at BOS (11/14). Had 15 points, six boards and four blocks at TOR (11/12). 2011-12 (Utah): Appeared in 65 games (nine starts). Averaged 8.8 points, 6.5 rebounds, 0.7 assists and 1.0 blocks in 21.1 minutes. Missed one game due to a sprained left ankle (1/17). Selected to play in the 2012 BBVA Rising Stars Challenge, recording 14 points and three blocks (2/24). Recorded 13 double-doubles. Had games of 10-plus rebounds 18 times. Scored in double-figures 26 times. Had 13 points, 11 rebounds and five blocks vs. PHX (4/24). Had 23 points and 17 rebounds vs. GSW (3/17). Had 16 rebounds vs. MIN (3/15). Had 20 points and 11 rebounds vs. PHI (12/30). 2010-11 (w/ New Jersey & Utah): Appeared in 78 games (27 starts) for Utah and New Jersey, averaging 6.8 points, 5.3 rebounds and 0.9 blocks. Appeared in 22 games (four starts) for Utah, averaging 8.2 points, 5.2 rebounds and 1.2 blocks in 20.2 minutes of play. Joined the Jazz along with Devin Harris via trade from the New Jersey Nets in exchange for Deron Williams and two first round picks (2/23). Led all NBA rookies in blocks per game (0.87). Ranked fifth among NBA rookies in rebounds per game (5.3). Ranked eighth among NBA rookies in scoring (6.8 ppg). Ranked 10th among NBA rookies in minutes per game (19.7).

COLLEGE

In 36 games (35 starts), averaged 12.4 points, 8.4 rebounds, 2.1 blocks and 1.0 assist in 27.5 minutes per game. Shot 61.1 percent from the field. Named ACC Rookie of the year. Tallied 27 double-digit scoring efforts. Led Georgia Tech in almost every statistical category - rebounds, points, field goal percentage, minutes played, offensive rating, blocks, effective field goal percentage, and true shooting percentage.

PERSONAL

Full name is Derrick Bernard Favors. Son of Deandra Favors. Has an older sister, Tiffany, and a younger brother, Brandon. Has three children: Sanaa, Serenitee and DJ. He likes to nap, have a meal and listen to music as his pregame routine. Started playing basketball at the age of 10 after watching Kobe Bryant play a game. Lists Deion Sanders, Michael Vick and Muhammad Ali as his favorite athletes of all time. Enjoys playing table tennis and air hockey. A comic book enthusiast. Bought a house for his mom with his first NBA paycheck. Favorite restaurant is Waffle House. MVP of both the McDonald's All-American Game and the Jordan Brand Classic, en route to being named the #1 prospect in the nation by Scout.com and #2 by ESPN.



3

JOSH GIDDEY

POSITION: Guard HEIGHT: 6-8 WEIGHT: 210

NBA Years

One International Season

Prior to NBA

Adelaide 36ers

Birthdate

10/10/02

Birthplace

Melbourne, Australia

Acquired

Drafted sixth overall in the 2021 NBA Draft by Oklahoma City.



INTERNATIONAL CAREER

2020-21: Appeared in 28 games with the Adelaide 36ers and averaged 10.9 points, 7.6 assists, 7.3 rebounds and 1.14 steals in 32.1 minutes per game. Led the league in assists and finished sixth in rebounding and 10th in steals. Became the youngest player to record a triple-double in an NBL game, with 12 points, 10 rebounds and 10 assists against the New Zealand Breakers (April 25). Second NBL player since 2005 to post back-to-back triple-doubles, joining LaMelo Ball in 2019-20. Recorded three triple-doubles in 2020-21, the youngest player in NBL history to achieve that feat **2018-19**: Played for Basketball Australia Centre of Excellence in NBL1, Australia's 2nd Division. In eight games, averaged 6.4 points, 2.6 rebounds and 2.4 assists in 16.4 minutes per game.

INTERNATIONAL HIGHLIGHTS

2020-21 Rookie of the Year in Australia's National Basketball League. 2020-21 NBL assists leader (7.6 apg). Attended the NBA Global Academy in Canberra, Australia, in 2019-20. The first NBA Global Academy graduate to be selected in the NBA Draft. Named MVP of the 2020 Torneo Junior Ciudad de L'Hospitalet, a tournament featuring top junior teams from around the world. At the 2019 NBA Academy Games, ranked first in the event in assists (4.2 apg), third in steals (2.2 spg) and fifth in scoring (10.0 ppg). Participated in the Basketball Without Borders Global Camp during NBA All-Star 2020 in Chicago.

PERSONAL

Son of Warrick and Kim and brother to Hannah, Neve and Ella. He is the second-oldest child in his family. His father, Warrick, was a standout player and coach in the NBL for the Melbourne Tigers while his mother, Kim, played in the WNBL for the Melbourne Tigers. Lists Chase Stokes, John B in the series Outer Banks, as his celebrity lookalike. Wanted to be an AFL footballer when he was a kid.

INTERNATIONAL STATISTICS

Year	Team	G	GS	MIN	FGM-A	3PM-A	FTM-A	OFF	DEF	REB	AST	STL	BLK	TO	PTS	RPG	APG	PPG
20-21	Adelaide	28	0	899	114-267	29-99	47-68	32	174	206	209	30	13	93	304	7.4	7.5	10.9
Career	Adelaide	28	0	899	114-267	29-99	47-68	32	174	206	209	30	13	93	304	7.4	7.5	10.9



2

SHAI GILGEOUS-ALEXANDER

POSITION: Guard HEIGHT: 6-6 WEIGHT: 181

NBA Years

4th NBA Season

Prior to NBA

Kentucky

Birthdate

7/12/98

Birthplace

Toronto, Canada

Acquired

From the LA Clippers along with Danilo Gallinari, three Clippers' first-round draft picks (2022, 2024 and 2026), two first-round picks via Miami (2021 and 2023) and the right to two first-round pick swaps (2023 and 2025) in exchange for Paul George on 7/10/19.

CAREER AVERAGES

Appeared in 187 career NBA games (178 starts) with Oklahoma City and the LA Clippers, averaging 16.3 points, 4.3 rebounds, 3.8 assists and 1.08 steals in 30.9 minutes per game, shooting 48.2 percent from the floor, 37.3 percent from three-point range and 80.5 percent from the charity stripe.

2020-21 AVERAGES

Appeared in 35 games (all starts), averaging a team-best 23.7 points, 5.9 assists and 4.7 rebounds in 33.7 minutes, shooting 50.8 percent from the floor and 41.8 percent from beyond the arc.

2020-21 NOTES

Led Oklahoma City in scoring 29 times, in assists 26 times and in rebounding four times. Posted 33 10-point games, 25 20-point games, 10 30-point games and one 40-point game. Grabbed double-digit rebounds once and dished out double-figure assists twice for three double-doubles on the season. On 3/22 at Minnesota, went 4-for-6 from three to record 31 points, four assists, three rebounds and two blocks. In the win over Memphis on 3/14, notched 30 points (4-6 3FG, 10-11 FT), five assists and four rebounds. In the win over Dallas on 3/11, notched 32 points and six assists, shooting 11-of-22 from the floor and 9-of-9 from the line. On 3/4 at San Antonio, finished with 33 points, eight assists and three rebounds, shooting 11-of-19 from the field. In the win over San Antonio on 2/24, set a new career mark with 42 points, eight rebounds and four assists, knocking down a career-high 6-of-11 from long range. On 2/21 at Cleveland, recorded 31 points, nine assists and four rebounds, shooting 9-for-15 from the field, 3-for-3 from long range and 10-for-12 from the line. On 2/17 at Memphis, registered 22 points, six assists and three rebounds. On 2/8 at L.A. Lakers, notched 29 points (4-8 3FG, 5-5 FT), a team-leading 10 assists and seven rebounds. On 2/6 vs. Minnesota, logged his fourth 30-point outing with a game-best 31 points, nine rebounds, and seven assists, shooting 12-of-22 from the field and 5-of-6 from the line. In the win over Portland on 1/25, dished out his 600th-career assist, making him one of seven players since he entered the league in 2018 and the only



one in his draft class with as many assists, 700+ rebounds and 175+ steals (Beal, Butler, Harden, Jokic, Simmons, Westbrook). Logged his third 30+ point performance this season with 30 points (11-20 FG, 6-6 FT), eight assists, three rebounds and two steals. Set a new career high on 1/15 vs. Chicago, registering 33 points on 13-of-19 shooting, a career-high-tying 10 assists and five rebounds. Finished one point shy of his then-career mark on 1/10 at Brooklyn, logging 31 points (11-16 FG, 2-4 3FG, 7-8 FT), seven assists, six rebounds, two steals and a block. On 1/8 at New York, produced his first double-double of the season with a game-leading 25 points and 10 rebounds along with seven assists and a block, going a perfect 3-for-3 from three. On 1/6 at New Orleans, led Oklahoma City with 21 points, nine assists, five rebounds and a career-best five steals. On 12/29 vs. Orlando, went 8-of-10 from the field, a perfect 3-for-3 from three-point range and 4-of-5 from the free throw line to register 23 points, seven rebounds and seven assists. Sat out six games with a left knee sprain. Missed one game with a left quad contusion. Sat out one game with right shoulder soreness. Missed 29 games with right foot plantar fasciitis.

NBA CAREER

2019-20: Appeared in 70 games (all starts) and averaged a team-leading 19.0 points, 5.9 rebounds, 3.3 assists and 1.13 steals in 34.7 minutes, shooting 47.1 percent from the field and 80.7 percent from the free throw line. On 1/13 at Minnesota, posted his first career triple-double with 20 points, a career-best 20 rebounds and 10 assists, becoming the fourth player in NBA history to log a 20/20 triple-double as a sophomore (Shaquille O'Neal, Robert Horry, Russell Westbrook). He is also just the third guard in the last 25 years to post a 20-point/20-rebound game (Simmons, Westbrook) and the fifth Thunder player to register a triple-double (Durant, George, Ibaka, Westbrook). In the win at Toronto on 12/29, led all players with 32 points (12-21 FG, 3-5 3FG, 5-6 FT), seven rebounds and three steals. In the comeback win over the Clippers on 12/22, tied his career mark from the game before with a game-high 32 points. On 12/20

vs. Phoenix, set a new career mark with a game-best 32 points on 13-of-18 shooting from the field and 2-for-2 shooting from three-point range. On 12/8 at Portland, nearly logged a double-double with his team-best-tying 21 points and nine rebounds. On 12/6 vs. Minnesota, was one of five Thunder players with 20+ points as he set a new career-high with 29 points, five rebounds and two assists, shooting a career and game-best 12-for-12 from the free throw line. This marked the first time in Thunder history and the first time in the league since March 2004 (Atlanta) that a team has had five players with 20+ points each. On 11/22 vs. L.A. Lakers, led the team with 24 points (10-18 FG, 2-2 3FG, 2-2 FT), seven rebounds and four assists. On 11/10 vs. Milwaukee, tallied 22 points on 4-for-6 shooting from deep, six rebounds, a team-best-tying six assists and two steals. On 10/25 vs. Washington, set a new career

REGULAR SEASON CAREER HIGH

MIN	44	vs. CHI	1/15/21
FGM	13 (3x)	vs. SAS	2/24/21
FGA	25 (2x)	at LAL	2/8/21
3PM	6	vs. SAS	2/24/21
3PA	11	vs. SAS	2/24/21
FTM	12	vs. MIN	12/6/19
FTA	13 (2x)	vs. BKN	1/29/21
OR	4	at NYK	1/8/21
DR	18	at MIN	1/13/20
TR	20	at MIN	1/13/20
AST	10 (4x)	at LAL	2/8/21
STL	5	at NOP	1/6/21
TO	8	at CHI	3/16/21
BLK	4	vs. CHA	1/8/19
PTS	42	vs. SAS	2/24/21

PLAYOFF CAREER HIGH

MIN	48	vs. HOU	8/22/20
FGM	9 (3x)	vs. HOU	8/22/20
FGA	18	vs. HOU	8/22/20
3PM	3 (5x)	at HOU	9/2/20
3PA	7 (2x)	vs. HOU	8/22/20
FTM	10	at HOU	8/20/20
FTA	11	at HOU	8/20/20
OR	2 (2x)	vs. HOU	8/24/20
DR	10	vs. HOU	8/24/20
TR	12	vs. HOU	8/24/20
AST	6 (4x)	vs. HOU	8/31/20
STL	4 (2x)	vs. HOU	8/22/20
TO	4 (2x)	vs. HOU	8/31/20
BLK	3	at GSW	4/13/19
PTS	31	at HOU	8/20/20

NBA REGULAR SEASON STATISTICS

Year	Team	G	GS	MIN	FGM-A	3PM-A	FTM-A	OFF	DEF	REB	AST	STL	BLK	TO	PTS	RPG	APG	PPG
18-19	LAC	82	73	2174	341-716	51-139	156-195	57	175	232	270	96	45	141	889	2.8	3.3	10.8
19-20	OKC	70	70	2428	478-1015	87-251	288-357	47	365	412	232	79	47	134	1331	5.9	3.3	19.0
20-21	OKC	35	35	1180	287-565	71-170	185-229	19	147	166	207	27	23	106	830	4.7	5.9	23.7
Career	--	187	178	5782	1106-2296	209-560	629-781	123	687	810	709	202	115	381	3050	4.3	4.2	17.8

NBA PLAYOFF STATISTICS

Year	Team	G	GS	MIN	FGM-A	3PM-A	FTM-A	OFF	DEF	REB	AST	STL	BLK	TO	PTS	RPG	APG	PPG
2019	LAC	6	6	173	28-60	9-18	17-20	4	12	16	19	6	5	5	82	2.7	3.2	13.7
2020	OKC	7	7	279	39-90	14-35	22-23	3	34	37	29	7	3	15	114	5.3	4.1	16.3
Career	--	13	13	452	67-150	23-53	39-43	7	46	53	48	13	8	20	196	4.1	3.7	15.1

high in scoring for the second straight game with his game-leading 28 points on 10-of-17 shooting, seven rebounds, four assists, two steals and three blocks. On 10/23 at Utah, posted a team-leading and then-career-best 26 points, the second-most ever scored in a Thunder debut (George, 28). He is also just the third Thunder player to lead the team in scoring in his team debut (George, Westbrook). Led the team in scoring 18 times, rebounding 12 times and assists seven times. Logged one triple-double and nine double-doubles. Scored 10+ points 66 times, 20+ points 34 times and 30+ points three times. Grabbed double-digit boards nine times and double figure assists once. Missed one game with a right hip contusion. Sat out one game with a right calf contusion. **2018-19:** Appeared in all 82 games (73 starts) with the LA Clippers, averaging 10.8 points, 2.8 rebounds, 3.3 assists and 1.17 steals in 26.5 minutes per contest, shooting 47.6 percent from the field, 36.7 percent from three-point range and 80.0 percent from the charity stripe. Led all rookies on +.500 teams in scoring and minutes played. He ended the season by scoring 20 or more points in four of the last seven games while also scoring in double figures in 17 of the final 20 games of the 2018-19 season. Led NBA in three-point shooting in March (59.4). No rookie in NBA history has matched his season stat line in points, rebounds, assists, field goal percentage, three-point percentage and free throw percentage. Appeared in the 2019 MTN DEW ICE Rising Stars Challenge during the 2019 All-Star weekend. On 1/8 vs. Charlotte, became the only rookie guard to log at least four blocks and two steals in under 22 minutes of playing time since at least 1974-75. On 11/12 vs. Golden State, became the only rookie in Clippers history to log at least 18 points, 70 percent shooting, five rebounds, three assists, two steals and one block. Made his first career start on 11/5 vs. Minnesota. On 10/17 vs. Denver, became the 20th player in Clippers history to reach double-digit scoring in his NBA debut.

CAREER POSTSEASON

Appeared in 13 career postseason games (all starts) with the Clippers and Thunder and averaged 15.1 points, 4.1 rebounds, 3.7 assists and 1.00 steal in 34.8 minutes per contest, shooting 44.7 percent from the field, 43.4 percent from long range and 90.7 percent from the free throw line. **2020:** Appeared in seven games (all starts) with the Thunder, averaging 16.3 points, 5.3 rebounds and 4.1 assists in 39.9 minutes, shooting 43.3 percent from the floor, 40.0 percent from three and 95.7 percent from the line (5th in NBA). On 8/24 vs.

Houston, logged a double-double with his 18 points and 12 rebounds while dishing out six assists. On 8/20 at Houston, set a new playoff career mark and led all scorers with 31 points (9-17FG, 3-7 3FG 10-11 FT), six rebounds and two assists. **2019:** Appeared in six games (all starts) with the Clippers and averaged 13.7 points, 2.7 rebounds, 3.2 assists and 1.00 steal in 28.8 minutes per game, shooting 46.7 percent from the floor, 50.0 percent from long range and 85.0 percent from the stripe. On 4/21 vs. Golden State, recorded a playoff career high of 25 points, marking the most points scored by a Clippers rookie in a postseason game. On 4/13 at Golden State, scored 18 points, marking the most by any Clippers rookie in their playoff debut in franchise history. He's also just the 17th rookie in NBA history to score at least as many points in under 35 minutes in their playoff debut and the first since Ben Gordon on 4/24/05.

COLLEGE

2017-18 (Freshman): In his lone season at Kentucky, appeared in 37 games (24 starts) and recorded averages of 14.4 points, 4.1 rebounds, 5.1 assists and 1.65 steals in 33.7 minutes per contest, shooting 48.5 percent from the field, 40.4 percent from beyond the arc and 81.7 percent from the free throw line. Led the team in assists (189), steals (61) and three-point field goal percentage. One of only three freshmen in Kentucky history to record 61 or more steals. Ranked second on the team in points (532). Earned 2018 SEC Tournament MVP. Named to All-SEC Freshman Team and the All-SEC Second Team. Was named SEC Freshman of the Week (1/15).

PERSONAL

His mother represented Canada during the 1992 Summer Olympics in track. Has one younger brother, Thomasi. Moved from Toronto to Chattanooga, Tenn. in high school. In 2016, was a member of the Canadian U18 National Team. His first job was to referee elementary school basketball as a teenager. Knows all of the words to Do Not Disturb by Drake by heart. His favorite meal is his mother's homemade lasagna. Does not listen to music pregame. Has a strong interest in fashion and design. Enjoys drawing both cartoons and fashion designs. His favorite non-NBA team is Paris Saint-Germain F.C. His favorite community service event was his backpack giveaway in his hometown. Qualifying for the playoffs for the first time his rookie season was the best moment of his career. Most recently binge watched Titledown High.



16 TY JEROME

POSITION: Guard HEIGHT: 6-5 WEIGHT: 195

NBA Years
3rd NBA Season

Prior to NBA
Virginia

Birthdate
7/8/97

Birthplace
New York, N.Y.

Acquired
From Phoenix along with Jalen Lecque, Kelly Oubre Jr., Ricky Rubio and a 2022 first-round draft pick in exchange for Abdel Nader and Chris Paul on 11/16/20.



CAREER AVERAGES

Appeared in 64 games (one start) with Oklahoma City and Phoenix and averaged 7.1 points, 2.1 rebounds and 2.6 assists while shooting 41.5 percent from the field, 39.0 percent from three and 76.0 percent from the free throw line in 17.4 minutes per contest.

2020-21 AVERAGES

Appeared in 33 games (one start), averaging 10.7 points, 2.8 rebounds and 3.6 assists in 23.9 minutes per contest, shooting 44.6 percent from the field and 42.3 percent from three.

2020-21 NOTES

Led the team in assists 12 times and in scoring three times. Posted 18 games with double-digit points and two 20-point games. On 5/6 at Golden State, led Oklahoma City with a career-high-tying 23 points (8-14 FG, 3-6 3FG, 4-4 FT), four rebounds and three assists. On 5/2 vs. Phoenix, went 3-for-4 from long range en route to 15 points, five assists and two rebounds. On 4/27 at Boston, recorded 15 points, four rebounds, three assists and one steal, shooting 3-for-5 from three-point range. On 4/26 at Philadelphia, led OKC with 22 points, two rebounds and two assists, knocking down four shots from long range. On 4/19 at Washington, produced 11 points, five rebounds and three assists, shooting 3-of-5 from three-point range. On 4/13 at Utah, logged 14 points, two rebounds and two assists, shooting 4-for-9 from three-point range. On 4/10 vs. Philadelphia, went 4-for-6 to

register 12 points, five assists and four rebounds. On 4/8 vs. Cleveland, set a new career mark with 23 points, three rebounds and three assists, shooting 9-of-16 from the field and 5-of-9 from beyond the arc. On 3/24 vs. Memphis, knocked down three shots from beyond the arc to tally 11 points, three rebounds and three assists. On 3/22 at Minnesota, went a perfect 5-for-5 from three-point range en route to 15 points, six assists and four rebounds. On 3/18 at Atlanta, set a new career high with 18 points thanks to a career-best 6-of-8 shooting from beyond the arc. In the win over Memphis on 3/14, logged 12 points, a career-high-tying six rebounds, five assists and two steals. On 3/13 vs. New York, finished with 11 points, five rebounds and five assists. On 3/3 at Dallas, went 5-for-7 from the floor and 3-for-4 from long range to record 13 points, three rebounds and two assists. On 2/27 vs. Denver, poured in 15 points after draining three shots from long range. Made his Thunder debut on 2/26 vs. Atlanta, going 4-for-7 from the floor to register nine points, seven assists, five rebounds and two steals. Missed 19 games with a left ankle sprain. Missed 13 games on G League Assignment. Sat out one game with a right ankle sprain. Sat out three games (coach's decision). Missed three games with a left calf strain.

NBA CAREER

2019-20: Appeared in 31 games with Phoenix, averaging 3.3 points, 1.5 rebounds and 1.4 assists in 10.6 minutes per contest. Made his NBA debut on 12/2 at Charlotte, recording four points, four assists, three rebounds and three steals, joining Alvan Adams as the only Sun with 3+ points/rebounds/assists/steals in his

NBA debut. Had 2+ steals in each of his first three career games, making him the first rookie in Suns history with multiple steals in each of his first three career NBA games. Notched his first double-digit scoring game on 12/17 at LA Clippers where he finished with 10 points. On 12/21 vs. Houston, set a career high with 15 points, going 6-for-8 from the field.

2020-21 G LEAGUE NOTES

Appeared in nine games (seven starts) on assignment with the Blue, averaging 12.1 points, 3.2 assists and 2.6 rebounds in 24.2 minutes per game, shooting 39.4 percent from the floor and 93.3 percent from the free throw line. Hit the game-winning shot on 2/19 vs. Lakeland, finishing with 20 points, three rebounds and three assists. On 2/17 vs. Memphis, recorded 16 points, four assists and three rebounds.

NBA G LEAGUE CAREER

2019-20: Appeared in three games on assignment with the Northern Arizona Suns, averaging 16.7 points, 4.7 assists, 3.3 rebounds and 1.67 steals in 20.3 minutes per game, shooting 47.4 percent from the floor and 35.7 percent from three-

REGULAR SEASON CAREER HIGH

MIN	32	vs. CLE	4/8/21
FGM	9	vs. CLE	4/8/21
FGA	16	vs. CLE	4/8/21
3PM	6	at ATL	3/18/21
3PA	9 (2x)	at ATL	4/13/21
FTM	5	at LAL	2/10/20
FTA	7	at LAL	2/10/20
OR	2	vs. DAL	3/11/21
DR	5 (3x)	at WAS	4/19/21
TR	6 (2x)	vs. MEM	3/14/21
AST	7 (2x)	vs. ATL	2/26/21
STL	3	at CHA	12/02/19
TO	5	at ORL	12/04/19
BLK	2	vs. CHA	4/7/21
PTS	23 (2x)	at GSW	5/6/21

NBA REGULAR SEASON STATISTICS

Year	Team	G	GS	MIN	FGM-A	3PM-A	FTM-A	OFF	DEF	REB	AST	STL	BLK	TO	PTS	RPG	APG	PPG
19-20	PHX	31	0	328	38-113	14-50	12-16	7	39	46	44	15	3	18	102	1.5	1.4	3.3
20-21	OKC	33	1	788	128-287	71-168	26-34	10	81	91	120	20	6	47	353	2.8	3.6	10.7
Career	--	64	1	1116	166-400	85-218	38-50	17	120	137	164	35	9	65	455	2.2	2.5	7.1

point range. Made his G League debut on 11/26 vs. Iowa, scoring nine points in 13 minutes. On 11/30 vs. Sioux Falls, notched 18 points, (6-8 FG, 2-2 3FG), four assists and four rebounds. On 3/4 vs. Iowa, finished with 23 points, nine assists, five rebounds and four steals.

COLLEGE

Played three seasons at Virginia and helped Cavaliers to a 66-6 (.917) overall record over his final two seasons, culminating in the program's first national title in 2019. Started all 71 of his appearances over his final two seasons, being named to All-ACC Second Team in 2018-19 and Third Team in 2017-18. In 105 career games, averaged 9.6 points, 3.7 assists, 3.0 rebounds and 1.2 steals while shooting 43.5 percent from the field, 39.2 percent from three and 78.8 percent from the line for his career. 2018-19 (Junior): Led Virginia to NCAA Championship and school-record 35 wins, leading ACC with 5.5 assists per game in addition to averaging 13.6 points, 4.2 rebounds and 1.5 steals. Ranked fifth in the ACC by shooting 39.9 percent from three-point range and fifth in the nation with an assist-to-turnover ratio of 3.31. Named to the 2019 Final Four All-Tournament Team and the All-South Regional Team as he averaged 16.5 points, 6.0 assists, 5.2 rebounds and 1.5 steals in six NCAA tournament games. Had 16 points, eight assists, six rebounds and just one turnover in national championship victory over Texas Tech; his eight assists were most by any player in the title game since Derrick Rose for Memphis in 2008. Averaged 18.5 points, 7.5 rebounds and 7.0 assists in two games at the Final Four in Minneapolis; according to Sports Reference, joined Oscar Robertson (1959 and 1960) and Magic Johnson (1979) as the only players to average at least 17 points, seven rebounds and seven assists

at a Final Four. Tied a school record with 14 assists at Syracuse on 3/4/19. 2017-18 (Sophomore): Averaged 10.6 points, 3.9 assists, 3.1 rebounds and 1.6 steals while shooting 42.1 percent from the floor, 37.9 percent from beyond the arc and 90.5 percent from the charity stripe. Scored career-high 31 points vs. Boston College on 12/30. Tied for team-high 15 points in NCAA tournament vs. UMBC. 2016-17 (Freshman): Averaged 4.3 points in 13.9 minutes playing in 34 games (five starts).

HIGH SCHOOL

Earned four varsity letters at Iona Preparatory School in New Rochelle, New York and was a top-50 national recruit by ESPN and 247Sports. As a senior in 2015-16, averaged 24.7 points, 8.0 rebounds and 5.0 assists before his season was cut short to a hip injury. As a junior in 2014-15, earned first-team all-state, Westchester Player of the Year, first-team all-conference and first-team all-metro honors after averaging 20.0 points, 6.0 rebounds and 4.0 assists. Averaged 12.0 points as a sophomore in 2013-14, and 7.0 points as a freshman in 2012-13.

PERSONAL

Both of his parents played college basketball. His mother Melanie Walker played at Brandeis and his father, Mark Jerome, played at Lafayette. He has two brothers, Kobe Jerome and John Recupero, and two sisters, Maya Recupero and Olivia Jerome. The best moment of his basketball career so far is winning the national championship in 2019. Lists Blank Space by Taylor Swift as his guilt pleasure song. Just the Two of Us by Will Smith is one song he can sing by heart. Entourage is his comfort television show. His favorite athletes all time are Kobe Bryant, Steve Nash and Tom Brady.



27 VÍT KREČÍ

POSITION: Guard HEIGHT: 6-8 WEIGHT: 195

NBA Years

Rookie

Prior to NBA

Casademont Zaragoza

Birthdate

06/19/00

Birthplace

Strakonice, Czech Republic

Acquired

Drafted 37th overall in the 2020 NBA Draft by the Washington Wizards and traded to Oklahoma City with Admiral Schofield for Cassius Winston and a 2024 2nd round draft pick.



2019-20 INTERNATIONAL AVERAGES

Appeared in 37 games (four starts) in the Spanish ACB, Basketball Champions League and Spanish Cup, and averaged 3.2 points and 1.2 rebounds on 55.4 percent shooting in 9.2 minutes per game.

2019-20 INTERNATIONAL NOTES

He was named to the 2020 ACB All-Young Players Team...Averaged 4.8 points and 2.8 rebounds in 16.1 minutes in his four games as a starter...Shot 61.1 percent in his last five games of the season... Contributed 4.1 points and 1.2 rebounds on 62.9 percent shooting in games versus opponents with a win percentage above .500...Tallied a career-high 9 points and 5 assists in a win over Neptunas on Jan. 15.

PERSONAL

Son of Pavla and Vít. Has one sister, Jolana. Cooking is his hidden talent. Getting drafted is the highlight of his career. As a kid, was told his celebrity lookalike was Ashton Kutcher. Michael Jordan is his all-time favorite athlete. Enjoys classic rock. Big Bang Theory is one of his favorite TV shows. In the 2019 FIBA U20 Euro Championship B, appeared in seven games and averaged 14.9 points, 5.1 rebounds, 5.1 assists, 1.6 steals and 1.1 blocks in 30.5 minutes per game as the Czech Republic earned a silver medal.

INTERNATIONAL STATISTICS

Year	Team	G	GS	MIN	FGM-A	3PM-A	FTM-A	OFF	DEF	REB	AST	STL	BLK	TO	PTS	RPG	APG	PPG
16-17	Casademont Zaragoza	1	0	0.2	0-0	0-0	0-0	0	0	0	0	0	0	0	0.0	0.0	0.0	0.0
18-19	Casademont Zaragoza	2	0	2.8	0-1	0-0	0-0	0	0	0	0	0	0	0	0.0	0.0	0.0	0.0
19-20	Casademont Zaragoza	37	4	339.3	46-83	12-35	13-24	12	34	46	25	10	4	21	117	1.24	0.68	3.16
20-21	Casademont Zaragoza	2	0	11.8	0-2	0-1	0-0	0	1	1	1	1	0	0	0	0.5	0.5	0.0
Career	--	42	4	354.1	46-86	12-36	13-24	12	35	47	26	11	4	21	117	0.44	0.3	0.7



11 THÉO MALEDON

POSITION: Guard HEIGHT: 6-5 WEIGHT: 180

NBA Years
2nd NBA Season

Prior to NBA
ASVEL (France)

Birthdate
6/12/01

Birthplace
Rouen, France

Acquired
Draft rights from Philadelphia (selected 34th overall) along with Al Horford, the draft rights to Vasilije Micić (originally selected 52nd overall by Philadelphia in the 2014 NBA Draft) and a 2025 first-round draft pick in exchange for Terrance Ferguson, Danny Green and Vincent Poirier on 12/8/20.



2020-21 AVERAGES

Appeared in 65 games (49 starts), averaging 10.1 points, 3.2 rebounds, 3.5 assists and 0.86 steals in 27.4 minutes, shooting 36.8 percent from the field and 33.5 percent from beyond the arc.

2020-21 NOTES

Named to Team World for 2021 NBA Rising Stars. Led the team in assists 17 times, in scoring five times and in rebounding three times. Registered 31 games with 10+ points, five games with 20+ points and one 30-point outing. Grabbed double-figure rebounds once for one double-double. On 5/14 vs. Utah, produced 18 points, three rebounds, three assists and two steals. On 5/6 at Golden State, registered 15 points, eight assists, four rebounds and two steals. On 5/2 vs. Phoenix, recorded 18 points, four rebounds and four assists, knocking down three shots from beyond the arc to set a new Thunder rookie record for most threes in a season with his 96, passing Alex Abrines (94). On 4/29 vs. New Orleans, logged 16 points, four assists and two blocks. On 4/23 vs. Washington, led OKC with 20 points and eight assists, shooting 4-for-6 from three-point range. On 4/19 at Washington, logged 14 points, seven rebounds and five assists. On 4/7 vs. Charlotte, led OKC with 25 points, five rebounds, five assists and two blocks, making him and Aleksej Pokuševski the first rookie teammates to each score 25+ points in a game since Tristan Thompson and Kyrie Irving in 2012. On 4/2 at Phoenix, set a new career high with a game-leading 33 points, five rebounds and three assists, shooting 10-of-18 from the field, 5-of-7 from long range and 8-of-10 from the line, making him and Aleksej Pokuševski the first pair of teammates under 20 to each score 20+ in the same game in NBA history. On 3/27 vs. Boston, led the Thunder with his 22 points, eight rebounds, four assists and two steals, draining four shots from long range. Nearly logged a double-double in the win over Dallas on 3/11 as he finished with 11 points (3-4 3FG),

nine assists and four rebounds. In the win over Atlanta on 2/26, tied an OKC rookie record for assists (Westbrook) as he dished out 12 dimes to go with 13 points for his first double-double. On 2/21 at Cleveland, went 5-of-7 from the field and 3-of-4 from three to tally 14 points, three assists and two rebounds. On 2/17 at Memphis, registered 14 points on 4-for-5 shooting from three, five rebounds, two assists and two steals. On 2/6 vs. Minnesota, registered 10 points, six assists, three rebounds and a steal. In the win over Houston on 2/3, grabbed a career-high and game-best six steals to go with his six points, four assists and three rebounds. On 1/29 vs. Brooklyn, tied the best long range shooting night by a rookie since the advent of the three-point line and the most threes in a game by a Thunder rookie by going 6-for-6 from beyond the arc en route to a career-high 24 points (8-9 FG, 2-2 FT), three rebounds and three assists. In his second start on 1/27 at Phoenix, logged 11 points, six rebounds, two assists and a steal, shooting 4-of-7 from the field and 3-of-6 from long range. Made his first career start on 1/25 at Portland, finishing with six points, four rebounds and four assists. On 1/19 at Denver, produced seven points, three rebounds, three assists and one steal. On 1/15 vs. Chicago, recorded 10 points, three rebounds and two assists. On 1/2 at Orlando, set a new career mark with 12 points on 5-of-7 shooting, four assists, three rebounds and a steal. Made his NBA debut on 12/26 at Charlotte, tallying four points, two rebounds and two steals. Sat out five games on health and safety protocols. Missed one game with a right ankle sprain. Missed one game with left foot plantar fasciitis.

INTERNATIONAL CAREER

2019-20: With ASVEL Lyon-Villeurbanne, in France's top league, Pro A, appeared in 46 games (23 starts) and averaged 7.3 points, 2.7 assists and 1.9 rebounds in 17.3 minutes per contest, shooting 42.1 percent from the field. **2018-19:** Won a league title with ASVEL, was selected to the All-Star Game and earned the Rising Star Award as the league's top young player. With ASVEL Lyon-Villeurbanne in France's Pro A,

saw action in 62 games (37 starts) and averaged 7.0 points, 2.0 rebounds and 2.0 assists in 17.3 minutes per game, shooting 45.6 percent from the field, 38.6 percent from long range and 85.0 percent from the charity stripe. **2017-18:** In a year split between Espoirs Lyon of the French LNB and ASVEL Lyon-Villeurbanne in France's Pro A, appeared in 49 games (34 starts) and averaged 13.0 points, 4.0 assists, 3.5 rebounds and 1.20 steals in 25.4 minutes, shooting 42.1 percent from the floor. **2016-17:** In his second year with INSEP in France's 3rd division, appeared in 38 games (31 starts) and averaged 8.0 points, 3.0 assists, 2.4 rebounds and 1.18 steals in 45.4 minutes per contest, shooting 40.9 percent from three-point range. 2015-16: In his first professional year with INSEP in France's 3rd division, saw action in five games, registering averages of 2.2 points, 2.2 assists, 1.2 rebounds and 1.00 steal in 14.0 minutes per game.

PERSONAL

Mother, Sylvie, played for France's Junior National Team. Father, Claude, played in France's 3rd division. Older sister, Lena, played college basketball at Southern Arkansas. Has a younger brother, Matys. Names Nick Cannon as his celebrity lookalike. Listens to music, prays and watches film as part of his pregame routine. His uncle, Dominique Guéret, was an assistant coach for LNB Pro B club ALM Évreux. Attended the same Paris training academy (INSEP) as San Antonio Spurs great Tony Parker before playing for the team Parker owns, ASVEL.

REGULAR SEASON CAREER HIGH

MIN	37	vs. BOS	3/27/21
FGM	10	at PHX	4/2/21
FGA	18 (2x)	vs. CHA	4/7/21
3PM	6	vs. BKN	1/29/21
3PA	10 (2x)	vs. CHA	4/7/21
FTM	8	at PHX	4/2/21
FTA	10	at PHX	4/2/21
OR	4	at DET	4/16/21
DR	7 (3x)	at WAS	4/19/21
TR	8 (2x)	at DET	4/16/21
AST	12	vs. ATL	2/26/21
STL	6	vs. HOU	2/3/21
TO	6	vs. CHA	4/7/21
BLK	2 (3x)	vs. SAC	5/4/21
PTS	33	at PHX	4/2/21

NBA REGULAR SEASON STATISTICS

Year	Team	G	GS	MIN	FGM-A	3PM-A	FTM-A	OFF	DEF	REB	AST	STL	BLK	TO	PTS	RPG	APG	PPG
20-21	OKC	65	49	1778	228-614	105-313	101-135	25	186	211	227	56	11	141	658	3.2	3.5	10.1
Career	--	65	49	1778	228-614	105-313	101-135	25	186	211	227	56	11	141	658	3.2	3.5	10.1



23 TRE MANN

POSITION: Guard HEIGHT: 6-5 WEIGHT: 190

NBA Years

Rookie

College

Florida

Birthdate

02/03/01

Birthplace

Gainesville, Fla.

Acquired

Drafted 18th overall by Oklahoma City in 2021 NBA Draft.



COLLEGE

Averaged 10.2 points and 3.6 rebounds in 53 games and 28 starts over his two seasons at Florida...Named to the 2020-21 All-SEC Coaches First Team and AP Second Team...Increased his scoring averaged by 10.7 points per game from his freshman to his sophomore season, the largest single-season jump by a Gator over the past 25 years, topping Joakim Noah's 2005-06 10.6-point scoring increase in his sophomore season (2005-06)...A 2019 McDonald's All-American, rated a five-star prospect by 247Sports and a four-star by ESPN...2020-21 (Sophomore): Led the team with 16.0 points and 83 assists and ranked second with 5.6 rebounds and 45 3-point field goals... Eighth in the SEC in scoring, 18th in rebounding, sixth in defensive rebounding, sixth in free throw percentage (.831), sixth in assists average (3.5) and 10th in minutes (32.4)...Finished the season averaging 20.9 points over his final seven appearances...Posted a career-high 30-point performance vs. Tennessee in Nashville, just the third 30-point game by a Gator in SEC Tournament history (Anthony Roberson, Kenyan Weaks)...One of three Gators over the past 25 seasons to post four consecutive 20-point performances, joining Nick Calathes and Matt Walsh...The first player with at least 22 points, seven rebounds and six assists in an SEC Tournament game since Texas A&M's Alex Caruso in 2014, turning in that stat line vs. Vanderbilt...Earned SEC Player of the Week after wins at Auburn and Kentucky, as he became the only Gator dating back to 1970 to lead the team outright in points and rebounds in back-to-back wins with both games on the road...In the win at Auburn, had 19 points and 13 rebounds, his first career double-double, one of three Gators over the past 10 seasons to put up a 19/13 game, along with Kerry Blackshear and Dorian Finney-Smith, who each did so twice...He and Nick Calathes are the only Florida guards with a 19/13 game dating back to 1996 (Donovan/White years)...Posted 21 points in the win at Kentucky, including 14 in the second half...Mann scored 11 of the Gators' final 20 points and hit the game-sealing free throws with 10 seconds remaining...Went for a then-career-high 24 points at Georgia, helping the Gators to a 92-84 win, the most points by Florida at Georgia in regulation since 1994...Scored 17 points in the win vs. Ole Miss, including 12 in the second half, and hit all eight of his free throws in the game...Opened the season with a then-career-best 19-point, five-steal outing vs. Army... He became the first Gator with at least 19 points and five steals in a game since Michael Frazier (2/3/15 at Vanderbilt) 2019-20 (Freshman): Averaged 5.3 points and 1.9 rebounds in 29 appearances with four starts...Started his Florida debut, the third Gator in five seasons under Mike White to do so (KeVaughn Allen, Andrew Nembhard)...Had a major hand in Florida's 22-point comeback vs. Georgia, scoring all 11 of his points in the second half...Shot 3-for-4 from 3-point range with 13 points at Kentucky...Had 13 points and four rebounds in the Gators' win vs. Providence in Brooklyn...Dished a season-high three assists in the road win at Vanderbilt.

PERSONAL

Son of Albert Mann and Tai Bey, and his siblings are Nas, Layla, Aniaya, MJ and Christian. Holding a handstand is one of his hidden talents. Listens to music as part of his pregame routine. Hitting the game-winning shot against Virginia Tech is the highlight of his basketball career so far. His celebrity lookalike is DJ Wilson. Airplanes by B.O.B is his guilty pleasure song. Recently binge watched Squid Game on Netflix.

COLLEGE STATISTICS

Year	Team	G	GS	MIN	FGM-A	3PM-A	FTM-A	OFF	DEF	REB	AST	STL	BLK	TO	PTS	RPG	APG	PPG
19-20	Florida	29	4	516	57-160	22-30	19-29	17	2	32	155	1.9	0.7	5.3				
20-21	Florida	24	24	777	133-290	45-112	74-89	16	119	135	83	33	3	68	385	5.6	3.5	16.0
Career	--	53	28	1293	190-450	67-192	93-118	24	166	190	103	50	5	100	540	3.6	1.9	10.2



33 MIKE MUSCALA

POSITION: Forward/Center HEIGHT: 6-11 WEIGHT: 240

NBA Years

9th NBA Season

Prior to NBA

Bucknell

Birthdate

7/1/91

Birthplace

St. Louis Park, Minn.

Acquired

Signed as a free agent on 7/10/19. Resigned on 8/6/21.



CAREER AVERAGES

Appeared in 389 career games (30 starts) with the Hawks, 76ers, Lakers and Thunder, averaging 6.0 points and 3.2 rebounds in 15.7 minutes per contest, shooting 45.8 percent from the floor, 36.8 percent from beyond the arc and 84.7 percent from the free throw line.

2020-21: AVERAGES

Appeared in 35 games, averaging a career-high 9.7 points, and 3.8 rebounds in 18.4 minutes, shooting 44.6 percent from the field, 37.0 percent from three-point range and 91.7 percent from the free throw line.

2020-21 NOTES

Hit at least one three-pointer in 30 of his 35 appearances. Led the team in rebounding once. Scored in double figures 15 times and scored 20+ points three times. On 2/21 at Cleveland, produced 13 points and five rebounds, draining three shots from beyond the arc. On 2/17 at Memphis, registered 21 points and three rebounds, shooting 7-of-11 from the field and 5-of-9 from beyond the arc. In the win over Minnesota on 2/6, nearly notched a career scoring night with his 22 points and four rebounds, shooting 7-for-12 from the field and a perfect 6-for-6 from the charity stripe. On 1/25 at Portland, drained a career-best six shots from beyond the arc and went 8-of-12 from the field to record 23 points, his highest scoring game in a Thunder jersey. In the same game, he hit his 300th-career three-point shot, making him the sixth player in his draft class with as many threes made and 150+ blocks. On 1/6 at New Orleans, led the OKC bench efforts with 18 points, three rebounds and a block, shooting 6-of-9 from the field and 5-of-7 from three-point range. Sat out eight games (coach's decision). Missed one game on concussion protocol. Sat out 28 games with a right ankle sprain.

NBA CAREER: 2019-20

Appeared in 47 games (two starts) with Oklahoma City and averaged 4.8 points and 2.3 rebounds in 12.2 minutes per contest, shooting 40.7 percent from the field, 37.8 percent from three and 81.8

percent from the line. On 8/12 vs. Miami, hit the game-winning three-pointer and grabbed five boards. In his second start with OKC on 8/10 at Phoenix, went 3-of-6 from three-point range to register 11 points, four rebounds, four assists and a steal. On 8/9 vs. Washington, drained a season-high-tying four shots from beyond the arc to tally 14 points in his first Thunder start. In the win over San Antonio on 2/23, scored seven points (3-3 FG) and grabbed two rebounds in just four minutes of action. On 2/13 at New Orleans, went a perfect 4-for-4 from the floor to tally 10 points and two blocks. On 1/24 vs. Atlanta, recorded 14 points (5-7 FG, 4-6 3FG), three rebounds and two assists. On 1/22 at Orlando, went 5-of-6 from the field and a perfect 4-of-4 from beyond the arc to register 14 points. On 1/15 vs. Toronto, nearly tied his career best with 17 points, four rebounds and three assists, shooting 3-for-7 from long range. On 1/10 vs. Milwaukee, knocked down a game-best-tying four shots from beyond the arc, finishing with 12 points, three rebounds and three assists. On 11/9 vs. Golden State, went 3-of-5 from three to tally nine points and four rebounds. On 10/23 at Utah, recorded four points, four rebounds, two assists and two blocks. Scored in double figures nine times. Logged 23 DNP – Coach's Decision. Missed two games on concussion protocol. **2018-19:** Appeared in 64 games (10 starts) with Philadelphia and the Los Angeles Lakers, registering averages of 7.0 points, 3.8 rebounds and 1.2 assists in 20.4 minutes per contest. Played in 47 games (six starts) with the 76ers, averaging 7.4 points, 4.3 rebounds and 1.3 assists in 22.1 minutes. In 17 games (four starts) with the Lakers, averaged 5.9 points and 2.6 rebounds in 15.6 minutes. Converted multiple three-point shots in 26 games, including five outings with at least four made shots from beyond the arc. With the Lakers, scored in double figures five times. Scored 16 points on 6-of-8 shooting from three-point range and grabbed eight

rebounds on 4/7 vs. Utah, good for individual highs with the Lakers. Had four points and four rebounds in his first start as a Laker on 3/15 at Detroit. In his debut with Los Angeles, logged eight points and two assists, draining two three-point shots on 2/10 at Philadelphia. Missed one game due to a right ankle sprain. Sat out one game due to a sore right ankle and another game due to tibialis posterior tendinitis. Logged seven DNP-CD. With the 76ers, scored in double figures 15 times. Registered his lone double-double of the season on 11/30 vs. Washington as he tallied 12 points and 10 rebounds while also blocking two shots. On 11/19 vs. Phoenix, scored a season-best 19 points. Saw his

REGULAR SEASON CAREER HIGH

MIN	38	vs. UTA	4/7/19
FGM	8 (3x)	at POR	1/25/21
FGA	14	vs. IND	2/28/18
3PM	6	at POR	1/25/21
3PA	10 (2x)	at POR	1/25/21
FTM	9	vs. PHX	11/19/18
FTA	11	vs. PHX	11/19/18
OR	6 (2x)	vs. IND	2/28/18
DR	9	vs. ORL	4/1/18
TR	13	at DET	3/31/15
AST	7	at LAL	2/10/21
STL	4	vs. PHX	4/7/15
TO	4 (2x)	at BKN	11/4/18
BLK	4 (2x)	at MIA	2/28/15
PTS	24	at MIN	3/28/18

PLAYOFF CAREER HIGH

MIN	23	at WAS	4/19/17
FGM	4 (3x)	at CLE	5/4/16
FGA	6	at WAS	4/19/17
3PM	2	at CLE	5/4/16
3PA	2 (4x)	at CLE	5/4/16
FTM	4	at WAS	4/19/17
FTA	4 (2x)	vs. WAS	4/22/17
OR	4	vs. WAS	4/22/17
DR	6	at WAS	4/19/17
TR	6 (2x)	at WAS	4/19/17
AST	1 (7x)	at HOU	8/29/20
STL	1 (2x)	vs. WAS	4/22/17
TO	2 (2x)	vs. BOS	4/19/16
BLK	2	at WAS	4/19/17
PTS	10	at CLE	5/4/16

NBA REGULAR SEASON STATISTICS

Year	Team	G	GS	MIN	FGM-A	3PM-A	FTM-A	OFF	DEF	REB	AST	STL	BLK	TO	PTS	RPG	APG	PPG
13-14	ATL	20	0	215	31-73	0-3	14-14	17	35	52	7	3	10	12	76	2.6	0.4	3.8
14-15	ATL	40	8	502	83-151	9-22	22-25	52	67	119	25	16	19	21	197	3.0	0.6	4.9
15-16	ATL	60	0	565	76-152	12-39	31-39	38	79	117	34	13	27	27	195	2.0	0.6	3.3
16-17	ATL	70	3	1237	170-337	46-110	49-64	76	164	240	95	30	41	55	435	3.4	1.4	6.2
17-18	ATL	53	7	1080	143-312	62-167	57-62	56	174	230	51	31	27	42	405	4.3	1.0	7.6
18-19	PHI/LAL	64	10	1306	145-361	89-256	70-85	57	187	244	76	22	38	48	449	3.8	1.2	7.0
19-20	OKC	47	2	572	77-198	54-143	18-22	16	92	108	40	9	12	17	226	2.3	0.9	4.8
20-21	OKC	35	0	645	119-267	68-184	33-36	19	113	132	28	8	11	21	339	3.8	0.8	9.7
Career	--	389	30	6102	844-1842	340-924	294-347	331	911	1242	356	132	185	243	2322	3.2	0.9	5.9

NBA PLAYOFF STATISTICS

Year	Team	G	GS	MIN	FGM-A	3PM-A	FTM-A	OFF	DEF	REB	AST	STL	BLK	TO	PTS	RPG	APG	PPG
2014	ATL	2	0	5	0-2	0-0	0-0	0	0	0	0	0	0	0	0	0.0	0.0	0.0
2015	ATL	10	0	102	20-33	2-8	0-0	8	10	18	1	1	3	4	42	1.8	0.1	4.2
2016	ATL	9	0	67	10-20	2-6	2-2	7	10	17	3	0	1	3	24	1.9	0.3	2.7
2017	ATL	6	0	81	5-18	0-4	7-8	6	10	16	2	1	3	1	17	2.7	0.3	2.8
2020	OKC	2	0	20	1-2	1-1	0-0	0	4	4	1	0	0	3	2.0	0.5	1.5	
Career	--	29	0	275	36-75	5-19	9-10	21	34	55	7	2	7	8	86	1.9	0.2	3.0

first action of the season on 10/23 at Detroit where he totaled five points, two rebounds and two blocks. Missed three games due to a left ankle sprain. Sat out two games due to a nose fracture. Missed one game due to an upper respiratory infection. **2017-18:** Appeared in 53 games (seven starts) with the Hawks, averaging career-highs of 7.6 points and 4.3 rebounds as well as 1.0 assist in a career-high 20.0 minutes per game, while shooting 45.8 percent from the field, 37.1 percent from three-point range and a career-best 91.9 percent from the free throw line. Scored a career-high 24 points at Minnesota on 3/28. Grabbed a season-high 10 rebounds on two separate occasions, at Chicago on 10/26 and vs. Orlando on 4/1. Dished out a season-high four assists at Chicago (10/26). Stole the ball a season-high two times on eight separate occasions. Played a season-high 32:33 at Miami on 4/3. Posted a career-high two double-doubles, at Chicago on 10/26 and vs. Orlando 4/1. His double-double on Oct. 26 was his first since March 28, 2015 at Charlotte. Reached double figures in points 16 times, the second-most of his career behind his 20 such games in 2016-17. Recorded 21 games with five-plus rebounds, the second-most of his career behind 23 such games in 2016-17. Had 15 games with multiple assists. His eight multi-steal games were the most of his career. Blocked multiple shots in five contests. Totaled a career-high 62 three-pointers. Converted a career-best 57 free-throws. Recorded a career-high 31 steals. Blocked 27 shots, his third straight season with 25-plus blocks. From 2/26-4/3 (18 games, two starts) he averaged 10.6 points, 5.2 rebounds and 1.0 assists. Missed 22 games with a sprained left ankle. **2016-17:** In 70 games (three starts) with Atlanta, averaged 6.2 points, 3.4 rebounds and 1.4 assists in 17.7 minutes (50.4 percent from the field, 41.8 percent from three, 76.6 percent from the free throw line). Scored a season-high 16 points on two separate occasions, vs. Milwaukee on 11/16 and vs. Minnesota on 12/21. Grabbed a season-high nine rebounds vs. Miami (2/24). Dished out a season-high five assists on two separate occasions, at Toronto on 12/16 and at Cleveland on 4/7. Stole the ball a season-high two times, vs. Washington on 10/27, vs. Detroit on 12/2, at Toronto on 12/3, vs. Detroit on 12/30 and at Philadelphia on 3/29. Blocked a season-high three shots vs. Washington (10/27). Scored in double-figures 20 times. Averaged 7.7 points, 4.0 rebounds, 2.0 assists and 1.3 blocks (39.1 percent from the floor, 33.3 percent from three-point range, 75.0 percent from

the charity stripe) as a starter. Ranked second on the club in field goal percentage and fifth in rebounds per game. Led the team in assists three times and rebounds once. Dished out a career-high-tying five assists, while adding 13 points, six rebounds and one steal (6-8 FG, 1-1 3FG) at Cleveland on 4/7. Recorded 16 points, four rebounds and one steal, going 6-for-9 from the field and a career-high-tying 3-for-3 from long range vs. Minnesota (12/21). Also notched career bests in three three-point field goals at Milwaukee (12/9) and at Chicago (4/1), and five assists at Toronto on 12/16. Had 10 points (2-4 FG, career-high 6-8 FT) and three rebounds vs. Sacramento on 10/31. Missed six games (1/16-1/25) due to a left ankle sprain. **2015-16:** Appeared in 60 games with Atlanta, averaging 3.3 points and 2.0 rebounds in 9.4 minutes per game, while shooting 50.0 percent from the field, 30.8 percent from three-point range and 79.5 percent from the free throw line. Scored a season-high 12 points at Philadelphia (2/3). Grabbed a season-high six rebounds on three separate occasions, at Memphis on 11/27, vs. Oklahoma City on 11/30 and at Chicago on 2/10. Dished out season-high three rebounds vs. Orlando on 2/8. Stole the ball a season-high three times vs. Chicago (2/26). Blocked a season-high three shots at Toronto on 3/30. Played a season-high 24 minutes at Memphis on 11/27. Shot 50.0 percent or better from the field in 28 contests, the second-most in his career behind 36 such games in 2016-17. Brought down multiple rebounds on three separate occasions. Blocked multiple shots in six contests, the second-most such games of his career behind 12 in 2016-17. From 11/25 – 12/10 (eight games) he averaged 6.9 points, 4.1 rebounds and 1.3 blocks in 18.1 minutes per game. Inactive for two contests, at New York (10/29) and vs. Charlotte (10/30). **2014-15:** Appeared in 40 games (eight starts) with the Hawks, averaging 4.9 points, 3.0 rebounds and 0.6 assists in 12.6 minutes per game, while shooting 55.0 percent from the field, 40.9 percent from three-point range and 88.0 percent from the free-throw line. Scored a season-high 18 points at Charlotte on 3/28. Grabbed a career-high 13 rebounds at Detroit on 3/31. Dished out a season-high four assists on two separate occasions, at Charlotte on 3/28 and at Washington on 4/12. Stole the ball a career-high four times vs. Phoenix (4/7). Blocked a career-high four shots on two separate occasions, at Cleveland on 4/11 and at Miami on 2/28. Played a career-high 34:23 at Charlotte (3/28). Reached double figures in points on five separate occasions. Had 22 multi-rebound

contests. Inactive for three games, vs. Denver (12/7), at Memphis (2/8) and at Minnesota (2/9). 2013-14: Made his NBA debut at Phoenix on 3/2. Appeared in 20 games with Atlanta, averaging 3.8 points and 2.6 rebounds in 10.8 minutes per game, while shooting 42.5 percent from the field. Scored a season-high 15 points at Milwaukee (4/16). Grabbed a season-high eight rebounds at Washington on 3/29. Dished out a season-high three assists at Milwaukee (4/16). Blocked a season-high two shots on two separate occasions, at Phoenix on 3/2 and at Milwaukee on 4/16. Played a season-high 25 minutes at Milwaukee (4/16).

NBA G LEAGUE CAREER

Appeared in nine games (five starts) with Fort Wayne and Erie, registering averages of 12.9 points, 6.8 rebounds, 1.6 assists and 1.00 block in 25.8 minutes per contest. 2017-18: Appeared in three games (all starts) on assignment with the Erie BayHawks, averaging 13.0 points, 3.0 rebounds, 1.3 assists and 1.00 block in 17.7 minutes. 2014-15: Appeared in six games (two starts) on assignment with the Fort Wayne Mad Ants, averaging 12.8 points, 8.7 rebounds, 1.7 assists and 1.00 block in 29.8 minutes.

CAREER POSTSEASON

Over five postseasons, appeared in 29 playoff games with Atlanta and Oklahoma City, averaging 3.0 points and 1.9 rebounds in 9.5 minutes per contest, shooting 48.0 percent. 2020: Appeared in two games with the Thunder and scored three points and grabbed four rebounds in 20 minutes. Five games DNP – Coach's Decision. 2017: Appeared in six postseason games with the Hawks, averaging 2.8 points and 2.7 rebounds. Brought down a playoff career-high six rebounds at Washington on 4/19. 2016: Appeared in nine playoff games with Atlanta, recording averages of 2.7 points and 1.9 rebounds in 7.4 minutes. Shot 50.0 percent from the field and 33.3 percent from three-point range. Scored a playoff career-high 10 points at Cleveland on 5/4. 2015: Appeared in 10 postseason games with Atlanta, averaging 4.2 points and 1.8 rebounds in 10.2 minutes per contest, shooting 60.6 percent from the floor. Scored a season playoff high eight points on two separate occasions, vs. Washington on 5/13 and at Cleveland on 5/26. Grabbed a 14-15 playoff-high three rebounds on three separate occasions, at Washington on 5/9, vs. Washington on 5/13 and at Washington on 5/15. 2014: Made his playoff

debut at Indiana on 4/22. Made two appearances.

INTERNATIONAL CAREER

Played with Blu:sens Monbus of the Spanish Liga ACB during the 2013-14 season. Appeared in 20 games and averaged 14.6 points, 7.8 rebounds and 1.1 assists in 10.6 minutes per contest, shooting 54.0 percent from the field and 87.1 percent from the free throw line.

COLLEGE

Had a four-year career at Bucknell from 2009-13, finishing as the school's all-time scoring leader (2036) and was second in rebounds (1093) and blocks (271). Named Patriot League Player of the Year and Defensive Player of the Year as a senior. Three-time All-Patriot League First Team selection and honorable mention All-America as a senior. Named 2013 Academic All-American. In 2012-13, averaged team highs of 18.7 points, 11.1 rebounds and 2.4 blocks in 31.7 minutes, shooting 50.9 percent from the field, 45.3 percent from three-point range and 78.9 percent from the free throw line. As a junior in 2011-12, posted averages of 17.0 points, 11.1 rebounds and 2.4 blocks, scoring in double digits in 32 of his 34 games, shooting 50.3 percent from the floor, 42.1 percent from beyond the arc and 85.3 percent from the stripe. As a sophomore in 2010-11, played in 34 games and averaged 14.9 points, 7.3 rebounds and 2.0 blocks, shooting 51.7 percent from the field, 40.0 percent from three and 81.6 percent from the charity stripe. As a freshman in 2009-10, appeared in all 30 games and logged averages of 9.9 points, 4.9 rebounds and 2.2 blocks in 24.8 minutes per contest, shooting 46.2 percent from the field and 80.6 percent from the line.

PERSONAL

Has a sister, Madeline Maida. A fan of the TV show "Entourage" while "Anchorman" is his favorite movie. Bubba Watson is his favorite golfer. A fan of Drake. Listens to Anything Can Happen by SAINT JHN pregame. His favorite non-NBA sports team is the Flint Tropics. Favorite hobby is freestyle rapping and his rapper name is Mike Jawz. Other nicknames include Musky and Moose. The best moment of his career was getting drafted. Favorite charities include Pay Away the Layaway and Peacemakers International. Winner of the Hawks' 2016 Jason Collier Memorial Trophy presented annually to the individual who best exemplifies the characteristics Collier displayed off the court as a community ambassador.



17 ALEKSEJ POKUŠEVSKI
POSITION: Forward HEIGHT: 7-0 WEIGHT: 190

NBA Years

2nd NBA Season

Prior to NBA

Olympiacos (Greece)

Birthdate

12/26/01

Birthplace

Belgrade, Serbia

Acquired

Draft rights from Minnesota (selected 17th overall) along with James Johnson and a 2024 second-round draft pick in a three-team trade in exchange for sending Ricky Rubio and the draft rights to Jaden McDaniels (selected 28th overall) to Minnesota and sending the draft rights to Immanuel Quickley (selected 25th overall) to New York on 11/20/20.



2020-21 AVERAGES

Appeared in 45 games (28 starts), averaging 8.2 points, 4.7 rebounds, 2.2 assists and 0.93 blocks (third among rookies) in 24.2 minutes.

2020-21 NOTES

Blocked at least one shot in 24 games and ranked first on the team with 42 on the season. Led the team in scoring four times, in assists seven times and in rebounding twice. Logged 14 games with 10+ points and five games with 20+ points, grabbing double-digit rebounds twice for two double-doubles. On 5/16 vs. LA Clippers, posted a game-leading and career-high 29 points and eight rebounds, shooting 10-of-19 from the field, 6-of-9 from three and 3-of-4 from the free throw line. On 4/27 at Boston, recorded 12 points, six rebounds and four assists. On 4/18 at Toronto, logged eight points, seven rebounds, five assists and a career-leading and Thunder rookie record six blocks. This makes him the first rookie since LeBron James in 2004 to log a 5/5/5 game. On 4/7 vs. Charlotte, led the Thunder with a career-high 25 points on a Thunder rookie record seven three-pointers, nine rebounds and four assists, making him and Théo Maledon the first rookie teammates to each score 25+ points in a game since Tristan Thompson and Kyrie Irving in 2012. On 4/5 vs. Detroit, led OKC with 19 points, four rebounds and two blocks. On 4/2 at Phoenix, shot 4-for-6 from three to log 20 points, five rebounds and a team-best four assists, making him and Théo Maledon the first pair of teammates under 20 to each score 20+ in the same game in NBA history. On 3/29 vs. Dallas, led the team in scoring for the first time with 21 points, six rebounds and two assists. On 3/22 at Minnesota, notched a double-double with 13 points and a career-high-tying 10 rebounds along with two assists and three blocks. In the win over Memphis on 3/14, set career marks across the board with his first double-double of 23 points (7-13 FG, 5-8 3FG, 4-4 FT), 10 rebounds and four assists.

At 19 years and 78 days, this makes him the youngest Thunder player to score 20+ points and the youngest player in NBA history with 20+ points, 10+ rebounds and 5+ threes in a game. The only younger player in league history to hit five threes in a game was LeBron James in 2003. In the win over Dallas on 3/11, made his first career start and logged a new career mark of 14 points while adding a career-best eight rebounds, three assists and two blocks. On 1/27 at Phoenix, finished with seven points, four rebounds, two assists and a career-high-tying and game-best three blocks. On 1/13 vs. L.A. Lakers, scored a then-career-best 10 points to go with four rebounds, two assists and a career-high three blocks. Missed two games with a concussion. Missed 17 games on G League Assignment. Sat out one game on health and safety protocols. Missed three games due to right arm soreness. Missed four games with a left knee contusion.

2020-21 G LEAGUE NOTES

Appeared in 13 games (12 starts) on assignment with the Blue, averaging 7.9 points, 7.3 rebounds, 4.0 assists and 1.08 blocks in 25.2 minutes per game. Grabbed a career-best 19 rebounds to go with 12 points, five assists, a game-high-tying three steals and a game-best four blocks. Notched his first double-double on 2/21 vs. RGV, finishing with 19 points and 10 rebounds. Missed one game with a right foot sprain.

INTERNATIONAL CAREER

2019-20: Averaged 10.8 points, 7.9 rebounds, 3.1 assists, 1.8 blocks and 1.3 steals in 22.6 minutes in 11 games with Olympiacos B in the Greek Second Division, HEBA A2 in the 2019-20 season as the team went 17-4 and earned a second-place finish in A2. At the 2019 U18 European Championships, the Serbian native averaged 10.0 points, 7.2 rebounds, 3.7 assists, 2.7 steals and led with event with 4.0 blocks per game. On March 19, 2019, at just 17 years, 2 months and 21 days, became the youngest player of Olympiacos' history that

saw the court on a Euroleague game scoring one point and grabbing two boards. **2018-19:** Named to the Belgrade (NIJT) All-Tournament Team. Participated in 2018 Euroleague ANGT in Belgrade where he averaged 15.8 points, 7.0 rebounds and 2.5 assists shooting 40% from two and 54.6% from 3. Played for Serbia at the FIBA 2018 U17 World Championships in Argentina where he averaged 7.7 points, 8.3 rebounds, 1.6 assists, 1.4 steals and led the event with 3.0 blocks per game. **2017-18:** Appeared in three games (all starts) with Olympiacos U18 team at the Munich ANGT Tournament and averaged 10.0 points, 4.7 rebounds, 2.3 assists, 2.00 steals and 1.00 block in 23.0 minutes per game. Participated in the 2017 Jordan Brand Classic Camp in Barcelona and the Basketball Without Borders Camps in Belgrade (2018) and in Charlotte (2019).

PERSONAL

Moved to from Novi Sad, Serbia to Athens, Greece at 13 years old to join the Olympiacos program. His father Saša Pokuševski is a former professional basketball player and a coach. Holds both Greek and Serbian passports. Had the option to represent either Greek or Serbian national teams but opted in representing Serbia. Was the youngest player in the 2020 NBA Draft. Getting drafted was the best moment of his career. Makes sure to nap as part of his pregame routine. Names Michael Jordan as his favorite athlete of all time. Has an extensive fanny pack collection.

REGULAR SEASON CAREER HIGH

MIN	41	vs. LAC	5/16/21
FGM	10	vs. LAC	5/16/21
FGA	19 (2x)	vs. LAC	5/16/21
3PM	7	vs. CHA	4/7/21
3PA	11	vs. CHA	4/7/21
FTM	4 (2x)	vs. MEM	3/14/21
FTA	4 (5x)	vs. LAC	5/16/21
OR	3 (2x)	vs. NOP	4/29/21
DR	10	at MIN	3/22/21
TR	10 (2x)	at MIN	3/22/21
AST	5 (6x)	at SAC	5/9/21
STL	2 (3x)	at PHI	4/26/21
TO	7	vs. LAC	5/16/21
BLK	6	at TOR	4/18/21
PTS	29	vs. LAC	5/16/21

NBA REGULAR SEASON STATISTICS

Year	Team	G	GS	MIN	FGM-A	3PM-A	FTM-A	OFF	DEF	REB	AST	STL	BLK	TO	PTS	RPG	APG	PPG
20-21	OKC	45	28	1090	139-408	58-207	31-42	30	182	212	97	20	42	99	367	4.7	2.2	8.2
Career	--	45	28	1090	139-408	58-207	31-42	30	182	212	97	20	42	99	367	4.7	2.2	8.2



50 JEREMIAH ROBINSON-EARL

POSITION: Forward HEIGHT: 6-9 WEIGHT: 230

NBA Years

Rookie

College

Villanova

Birthdate

11/03/00

Birthplace

Kansas City, Mo.

Acquired

Drafted 32nd overall and rights acquired from the New York Knicks in exchange for the rights to the 34th and 36th picks in the 2021 NBA Draft.



COLLEGE

In two seasons accumulated a host of awards while averaging 12.8 points and 9.0 rebounds per outing. Scored 716 points in 56 career game - all starts - for the Wildcats and connected on .478 of his field goal attempts. One of only five Wildcats to average nine or more rebounds per game in a season since 1973. 2020-21 (Sophomore): Selected as a Third-Team All-American by The Sporting News and National Association of Basketball Coaches. Named co-BIG EAST Player of the Year as well as a finalist for the Karl Malone Award, recognizing the nation's top power forward. Led the Wildcats in scoring (15.7 ppg) and rebounding (8.5 rpg). Averaged 2.1 assists per game. Contributed 14 points and 14 rebounds to a 72-60 victory over No. 14 Creighton on March 3. Added his fourth double-double of the season in a 73-61 loss at Butler, scoring 16 points and collecting 16 rebounds. Recorded his third double-double of the season on Feb. 20 with 17 points and 11 rebounds in a 68-60 win over UConn. Connected on 10-of-11 from the field, including a career-high five from beyond the 3-point arc, as part of a 27 point, eight rebound effort in a 96-64 win over Marquette. Added 14 points, six rebounds and five assists to an 84-74 win over Georgetown on Feb. 7. Established a career high with 17 rebounds to go with 14 points in a 70-59 defeat at St. John's on Feb. 3. Named Philadelphia Big Vie Player of the Week on Feb. 1 after scoring 23 points to help life Nova past Seton Hall 80-72 on Jan. 30. Donned a protective mask after suffering a broken nose in a Dec. 16 game vs. Butler. Scored 18 points to go with nine rebounds and four assists in an 85-66 victory over Butler on Dec. 16. 2019-20 (Freshman): Chosen as the BIG EAST Freshman of the Year. A unanimous selection to the BIG EAST All-Freshman Team. Named BIG EAST Freshman of the Week six times over the course of the regular season. Produced nine double-doubles in the regular season and finished fourth in the BIG EAST in rebounding (9.4 rpg). Finished with 13 points, seven rebounds and two assists in a 70-69 win at Georgetown on March 7. Contributed nine points and 11 rebounds to a 79-77 victory at Seton Hall on March 4. Added 10 points and 11 rebounds in a 58-54 loss to Providence on Feb. 29. Recorded his 15th double digit rebounding effort on Feb. 22 at Xavier, grabbing 12 rebounds. Tabbed BIG EAST Freshman of the Week on Feb. 17. Put together his eighth double-double of the season with 17 points and 11 rebounds in a 72-71 win over Marquette on Feb. 1. Contributed nine points and 14 rebounds in a 70-64 loss to Seton Hall on Feb. 8. Named BIG EAST Freshman of the Week for the fourth consecutive week on Feb. 3. Matched a season-high with 14 rebounds to go with 12 points in a 79-59 win over St. John's on Jan. 28. Earned his third straight BIG EAST Freshman of the Week honor on Jan. 27. Scored 17 points to help VU win at Providence 64-60. Registered his sixth double-double of the campaign on Jan. 21 with 12 points and 14 rebounds vs. Butler. Delivered his ninth double-digit rebounding effort during a 79-75 win over DePaul on Jan. 14 (13 rebounds, 13 points). Provided 14 points and seven caroms to an 80-66 win over Georgetown on Jan. 11. Pulled down a season-high 14 rebounds, including a huge one on the offensive glass in the final minute, to help Villanova down Creighton 64-59 on Jan. 7. Added 11 rebounds in a 71-60 loss at Marquette on Jan. 4.

PERSONAL

Named a 2019 McDonald's All-American where he competed for the West team. Son of Katie Robinson and Lester Earl. Lester Earl played college basketball at LSU and the University of Kansas before playing professionally in Spain. Played AAU Basketball for KC Run GMC. Tabbed the 2018 Gatorade Kansas State Player of the Year. Earned a gold medal representing USA Basketball at the 2018 FIBA Americas U18 Championship. Started all six games and averaged 10.7 points and a team-leading 8.5 rebounds. Lists his gold medals as the best part of his career so far. Can play Guitar Hero on expert. Rick Fox is his celebrity lookalike. Kobe Bryant is his all-time favorite athlete. Fade to Black by Metallica is his guilty pleasure song.

COLLEGE STATISTICS

Year	Team	G	GS	MIN	FGM-A	3PM-A	FTM-A	OFF	DEF	REB	AST	STL	BLK	TO	PTS	RPG	APG	PPG
19-20	Villanova	31	31	1013	113-249	21-64	79-97	79	211	280	60	35	17	68	326	9.4	1.9	10.5
20-21	Villanova	25	25	862	155-312	23-82	60-84	62	150	212	65	24	16	40	393	8.5	2.2	15.7
Career	--	56	56	1875	268-561	44-146	139-181	141	361	502	115	59	33	108	719	9.0	2.1	12.8



22 ISAIAH ROBY

POSITION: Forward HEIGHT: 6-8 WEIGHT: 230

NBA Years

3rd NBA Season

Prior to NBA

Nebraska

Birthdate

2/3/98

Birthplace

Dixon, Ill.

Acquired

From Dallas in exchange for Justin Patton on 1/24/20.



CAREER AVERAGES

In two seasons with Oklahoma City, appeared in 64 games (34 starts) and averaged 8.3 points, 5.4 rebounds and 1.7 assists in 22.4 minutes.

2020-21 AVERAGES

Appeared in 61 games (34 starts), averaging 8.7 points, 5.6 rebounds and 1.8 assists in 23.4 minutes, shooting 48.3 percent.

2020-21 NOTES

Scored in double figures in 17 of his 34 starts. Led the team in rebounding 12 times and in assists twice. Registered 26 games in double figures and grabbed 10+ rebounds three times for three double-doubles. On 4/29 vs. New Orleans, nearly logged a double-double with 13 points and nine rebounds along with three steals, shooting 5-of-9 from the field and 2-of-3 from long range. On 4/27 at Boston, went 5-of-7 from the field, 1-of-1 from three and 4-of-4 from the free throw line to register 15 points and seven rebounds. On 4/23 vs. Washington, tallied 18 points, eight rebounds, two assists and two steals. On 4/18 at Toronto, went 4-for-6 from the field to record 11 points, eight rebounds, three assists, a steal and a block. On 3/29 vs. Dallas, finished one board shy of a double-double with 12 points and a game-high-tying nine rebounds along with three assists, three steals and two blocks. Nearly matched his career high on 3/21 at Houston, pouring in 18 points, eight rebounds and two assists. On 2/27 vs. Denver, logged 15 points, a team-best nine rebounds, a team-high seven assists and two steals. On 2/17 at Memphis, recorded 10 points, a team-best eight rebounds, four assists and two steals. On 2/16 vs. Portland, went 4-of-6 from the field to log a double-double of 11 points and 10 rebounds. On 2/5 vs. Minnesota, logged 11 points, seven rebounds, three assists, three steals and three blocks. On 1/25 at Portland, registered 16 points (7-

FT), three rebounds and two blocks. Posted his first career double-double with 10 points and a career-best 10 rebounds on 1/24 at LA Clippers. Set career marks in his first start on 12/29 vs. Orlando, tallying 19 points, seven rebounds, two blocks and a steal. On 1/13 vs. L.A. Lakers, tallied a near double-double with 11 points, nine rebounds and four assists. On 1/10 at Brooklyn, notched 13 points (5-7 FG, 2-4 3FG, 1-1 FT) and five rebounds. Sat out three games (coach's decision). Missed three games with right foot soreness. Sat out four games on concussion protocol. Missed one game with a great left toe sprain.

NBA CAREER

2019-20: Saw action in three games with the Thunder and grabbed two rebounds in 11 minutes of play. Acquired by Oklahoma City from Dallas. Made his NBA debut on 1/29 at Sacramento. Originally selected by Detroit with the 45th overall pick of the 2019 NBA Draft before being traded to Dallas. With Oklahoma City, missed two games due to the trade, five games DND – Coach's Decision and five games DNP – Coach's Decision. Sat out four games on G League assignment. With Dallas, missed five games with right plantar fasciitis, one game DNP – Coach's Decision, eight games Inactive – Coach's Decision, 30 games NWT – G League Assignment. Not with the team for the 2020 NBA Restart. In five games (all starts) for Dallas at MGM Resorts NBA Summer League 2019 in Las Vegas, averaged 8.8 points, team-high 5.2 rebounds, 1.4 assists, 1.0 steal and team-high 1.2 blocks in 27.6 minutes per game.

NBA G LEAGUE CAREER

2019-20: Appeared in 17 G League games (nine starts), and averaged 8.1 points, 6.1 rebounds, 1.4 assists, 1.12 steals and 1.29 blocks in 20.2 minutes, shooting 50.0 percent. With the Blue, appeared in eight games, and averaged 6.9 points, 5.1 rebounds, 1.1 assists, 1.13 steals and 1.63 blocks in 19.4 minutes, shooting 48.8 percent from the field and 45.5 percent from

beyond the arc. Appeared in nine games (all starts) with the Texas Legends this season where he recorded averages of 9.2 points, 7.0 rebounds, 1.7 assists, 1.11 steals and 1.00 block in 21.0 minutes per contest, shooting 50.8 percent from the field. With the Legends, logged three double-doubles on the season. On 11/20 vs. Stockton, scored a career-high 14 points, eight rebounds and two steals. On 11/16 at Iowa, went 5-of-7 from the field to tally 11 points, a game-leading and career-high-tying 10 rebounds, five assists and three blocks.

COLLEGE

In 3 seasons at Nebraska (2016-19), averaged 8.1 points, 5.5 rebounds, 1.5 assists, 1.6 blocks and 23.9 minutes in 97 games (52 starts). Led Nebraska in rebounding and blocks in each of his final two seasons at the school (6.3 rebounds and 2.0 blocks as a sophomore in 2017-18; 6.9 rebounds and 1.9 blocks as a junior in 2018-19). Ranked third in the Big Ten in blocks (2.0) as a sophomore in 2017-18 and tied for third in the conference in swats (1.9) as a junior in 2018-19. Won the Big Ten Sportsmanship Award (2019). Named to the Nebraska Scholar-Athlete Honor Roll (Spring 2017). Awarded Tom Osborne Citizenship Team (2017, 2019). 2018-19 (Junior): Started all 35 games and averaged career highs for points (11.8), rebounds (6.9), assists (1.9), steals (1.3) and minutes (31.3). Led the Huskers in rebounding (6.9) and blocks (1.9) for the second year in a row. Finished tied

REGULAR SEASON CAREER HIGH

MIN	34 (3x)	vs. DAL	3/29/21
FGM	9	vs. ORL	12/29/20
FGA	16	vs. WAS	4/23/21
3PM	2 (4x)	vs. NOP	4/29/21
3PA	5	at PHI	4/26/21
FTM	7	at POR	1/25/21
FTA	7 (2x)	at HOU	3/21/21
OR	6	at DEN	1/19/21
DR	9	vs. DEN	2/27/21
TR	10 (3x)	vs. TOR	3/31/21
AST	7	vs. DEN	2/27/21
STL	4	at DEN	1/19/21
TO	9	vs. MEM	3/14/21
BLK	3	vs. MIN	2/5/21
PTS	19	vs. ORL	12/29/20

NBA REGULAR SEASON STATISTICS

Year	Team	G	GS	MIN	FGM-A	3PM-A	FTM-A	OFF	DEF	REB	AST	STL	BLK	TO	PTS	RPG	APG	PPG
19-20	OKC	3	0	11	0-1	0-0	0-0	0	2	2	0	0	0	1	0	0.7	0.0	0.0
20-21	OKC	61	34	1425	207-429	32-109	87-117	89	252	341	107	52	37	113	533	5.6	1.8	8.7
Career	--	64	34	1436	207-430	32-109	87-117	89	254	343	107	52	37	114	533	3.2	1.8	8.7

for third in the Big Ten in blocks (1.9). Shot 45.4 percent (148-326) from the field. Made 28 three-pointers as a junior (28-84, .333), after he hit 21 in his first two seasons combined. Posted three double-doubles, including two 20-point/10-rebound efforts. Had five games with 20+ points. Logged 19 games with 10+ points. Tallied three games with 10+ rebounds. Registered 20 points, eight rebounds, three assists and two blocks in 31 minutes vs. Cal State Fullerton (12/22/18). Recorded a game-high 22 points to go with team-high 11 rebounds (five offensive), two steals and game-high four blocks in 38 minutes in win over Josh Reaves' Penn State Nittany Lions (1/10/19). Logged a game-high 20 points to go with team-high 14 rebounds, two steals and season-high (game-high) five blocks in 40 minutes vs. Maryland (2/6/19). Produced a game-high 19 points to go with career-high (game-high) 16 rebounds, two steals and season-high-tying (game-high) five blocks vs. Northwestern (2/16/19). Notched 23 points (9-12 FG, 4-4 3FG), eight boards and game-high three blocks in 37 minutes vs. Iowa (3/10/19). Registered a career-high (game-high) 28 points (9-12 FG, 1-2 3FG, 9-10 FT) to go with game-high eight rebounds and two steals in 40 minutes in win over Butler in the first round of the NIT (3/20/19). 2017-18 (Sophomore): Averaged 8.7 points, team-high 6.3 rebounds, 1.7 assists, a career-high (team-high) 2.0 blocks and 24.0 minutes in 32 games (13 starts). Shot a career-high (team-high) 56.5 percent (95-168) from the field and career-high 40.5 percent (17-42) from three-point range. Shot a 72.4 percent (71-98) clip from the FT line. Led the Cornhuskers in rebounding (6.3), blocks (2.0) and field goal percentage (.565). Ranked third in the Big Ten (43rd in Division I) in blocks per game (2.0). Finished fourth in the conference in total blocks, as his 63 blocks were the most by a Husker since 2001. Joined Ohio State's Keita Bates-Diop as the only Big Ten players to total at least 50 blocks and 50 assists in 2017-18. Led NU with 4 double-doubles. Had 16 games with 10+ points. In season opener, 11 points, season-high 13 rebounds and career-high 6 blocks in win vs. Eastern Illinois (11/11/17). Scored in double figures in each of his final 8 games, averaging

13.0 points (.630 FG), 8.8 rebounds and 2.6 blocks in that span (2/6-3/14/18). Finished with a season-high 19 points (8-10 FG, 1-2 3FG, 2-2 FT) to go with eight rebounds and five blocks in win at Minnesota (2/6/18). Followed up his season-best 19-point performance by recording a double-double in each of his next three games – 10 points and 11 rebounds vs. Rutgers (2/10/18), 11 points and 10 rebounds vs. Maryland (2/13/18), 14 points and 10 boards at Illinois (2/18/18). Led the Huskers in scoring (16), rebounds (seven) and blocks (five) in the Big Ten Tournament against Michigan (3/2/18). Finished two boards shy of a double-double (10 points and eight rebounds) in the NIT at Mississippi State (3/14/18). 2016-17 (Freshman): Averaged 3.1 points, 2.9 rebounds and 15.2 minutes in 30 games (four starts). Ranked third on the team with 25 blocks, the fifth-highest total by a Husker freshman. Keyed NU's win at No. 16 Indiana (12/28/16) with 8 points, 6 rebounds and 3 assists in 21 minutes, highlighted by a dunk featured on SportsCenter's top-10 plays of the day. Netted a season-high 10 points vs. Michigan (3/5/17).

HIGH SCHOOL

Attended Dixon High School, finishing his career as the school's No. 2 all-time leading scorer with 1,328 points while setting school records in both rebounds (939) and blocked shots (327). Joined a team that finished its previous season with a 1-28 record but led Dixon to a combined 76-13 mark in his final three seasons at the school. As a senior, averaged 19.7 points, 10.5 rebounds, 5.5 assists and 3.9 blocks per game to lead Dixon to a 25-4 record. In addition to his basketball exploits, was also a high school high jumper who placed fourth in the high jump in the Illinois Class 2A meet in 2016.

PERSONAL

Son of Danielle. Getting drafted is the highlight of his career so far. Names Michael Jordan as his favorite athlete of all time. Eats two PB&Js and an apple, listens to music and watches film as part of his pregame routine. That's My Kinda Night by Luke Bryan and I Ain't Got You by Alicia Keys are his guilty pleasure songs. Recently binge watched Money Heist.



34 HENRICH WILLIAMS

POSITION: Guard/Forward HEIGHT: 6-7 WEIGHT: 210

NBA Years

4th NBA Season

Prior to NBA

TCU

Birthdate

12/2/94

Birthplace

Waco, Texas

Acquired

From New Orleans along with Zylan Cheatham, Josh Gray, Darius Miller, a 2023 second-round draft pick (via Washington) and a 2024 second-round draft pick (via Charlotte) from New Orleans, George Hill from Milwaukee, a protected 2023 first-round draft pick from Denver and a trade exception in a four-team trade in exchange for sending Steven Adams to New Orleans on 11/24/20.

CAREER AVERAGES

In 151 games (60 starts) with Oklahoma City and New Orleans, averaged 6.2 points, 4.5 rebounds and 1.9 assists in 22.1 minutes, while shooting 45.0 percent from the field.

2020-21 AVERAGES

Appeared in 66 games (13 starts), averaging 8.0 points, 4.1 rebounds and 2.3 assists in 21.6 minutes, shooting a career-high 53.3 percent from the field (third on team) and 44.4 percent from three-point range (first on team).

2020-21 NOTES

Led Oklahoma City in scoring three times, in rebounding four times and in assists eight times. Recorded 23 games in double figures, including two 20-point outings. Grabbed 10+ rebounds once. On 5/11 at Sacramento, led the Thunder with 20 points, four assists, four steals and two blocks, shooting 8-of-15 from the field and 4-of-5 from three-point range. On 5/8 at Golden State, went 6-of-9 from the floor to record 13 points, five rebounds and five assists. On 5/2 vs. Phoenix, produced 15 points, five rebounds and two assists. On 4/21 at Indiana, logged 15 points and seven rebounds for the second straight night along with two assists, two steals and a block. 4/19 at Washington, finished with 15 points, seven rebounds and three assists. On 4/18 at Toronto, logged 12 points (4-5 FG, 2-2 3FG, 2-2 FT), two rebounds, two assists and two steals. On 4/3 at Portland, registered 18 points, five rebounds and two assists. On 3/31 vs. Toronto, finished just shy of a double-double with 10 points and eight rebounds. On 3/16 at Chicago, produced 14 points, five rebounds and four assists, shooting 6-of-9 from the field and 2-for-2 from three. In the win over Memphis on 3/14, went 7-for-8 from the field to produce 17 points, four rebounds and three assists. On 3/13 vs. New York, went 6-of-10 from the field to register 13 points, three assists and two rebounds. On 2/26 vs. Atlanta, went 7-of-9 from the field to log 15 points, two rebounds and two assists. On 2/12 at Denver, grabbed a team-best 11 rebounds, a game-high-tying nine assists and seven points. On 2/10 at L.A. Lakers, set a new career high with 24 points, six rebounds, two assists and three steals, shooting 11-of-14 from the field and 2-of-3 from long range. On 2/8 at L.A. Lakers, finished with seven points, eight



rebounds, two assists, one block and one steal. On 2/6 vs. Minnesota, nearly notched a double-double while swiping two steals. Made his first start with the Thunder on 2/5 vs. Minnesota, registering nine points (4-6 FG), four rebounds, two assists and two steals. In the win over Houston on 2/3, went 7-of-8 from the field and a perfect 3-of-3 from long range to pour in 19 points and six rebounds off the bench. On 1/25 at Portland, finished with seven points, seven rebounds, two assists and a steal. On 1/15 vs. Chicago, went a perfect 6-for-6 from the floor to register 14 points, five rebounds, two assists and two steals. On 1/13 vs. L.A. Lakers, logged nine points on 4-for-5 shooting, five rebounds, four assists, a steal and a block. Sat out six games (coach's decision).

NBA CAREER

2019-20: Appeared in 39 games (18 starts) with New Orleans, averaging 3.5 points, 4.8 rebounds, 1.5 assists, and 0.7 steals in 21.3 minutes per contest while shooting .347 from the floor. Scored in double figures three times and rebounded in double figures four times. Prior to the NBA restart, averaged 3.8 points, 5.1 rebounds, and 1.5 assists in 35 games (18 starts). Notched seven rebounds and a season-high five assists on 12/11 at Milwaukee. Scored eight points and grabbed a season-high 13 boards on 11/19 vs. Portland. Tallied eight points and 10 rebounds vs. LA Clippers on 11/14. Grabbed 11 rebounds vs. Houston (11/11), his fifth career double-digit rebound performance. Racked up 16 points, six rebounds, two assists, and three steals vs. Golden State on 10/28. Missed 27 games from 1/8-3/8 due to a back injury. **2018-19:** In 46 games (29 starts) with New Orleans, averaged 6.1 points, 4.8 rebounds, 1.8 assists, and 1.0 steal in 23.5 minutes per contest while shooting 38.4 percent from the floor, 33.3 percent from three-point range and 68.4 percent from the line. Scored in double-figures nine times and rebounded in double-figures four times. Racked up nine points, five rebounds, four assists, and a career-high five steals vs. Toronto on 3/8. Tallied nine points and 12 rebounds vs. Oklahoma City on 2/14, his third double-digit rebounding effort of the season. Notched his first NBA double-double, tallying 10 points, 13 rebounds, and a career-high seven assists on 2/9 at Memphis. Tallied 19 points, six rebounds, and two assists vs. Minnesota (2/8). Made his first NBA start on 2/4 vs. Indiana, tallying eight points, eight rebounds, and notching season highs with five assists and two steals. Notched 12 points, eight rebounds, and three assists on 2/2 at San Antonio. Poured in a career-high

21 points off the bench while connecting on five three-pointers vs. Denver on 1/30, becoming the second rookie this season to connect on five triples in one of their first 16 career games, with the first being Atlanta's Trae Young. Pulled down a career-high 16 rebounds at Houston (1/29) after entering the game with 15 total rebounds in his career, setting the Pelicans franchise record for rebounds by a guard and becoming the first player since Blake Griffin (11/17/10) to grab at least 16 rebounds in one of their first 15 career games. Scored two points and grabbed four rebounds in 18 minutes of action on 1/24 at Oklahoma City. Recorded the first two assists of his career vs. Memphis on 1/7. Scored his first NBA points at Portland on 11/1, netting five points on 2-of-2 shooting from the field. Made his NBA debut at Houston (10/17), seeing two minutes of action.

NBA G LEAGUE CAREER

2018-19: Appeared in seven games (one start) on assignment in the NBAGL with the Texas Legends and Westchester Knicks during the 2018-19 season, averaging 13.9 points, 10.3 rebounds, 3.3 assists and 2.14 steals in 30.1 minutes per game, shooting 52.5 percent from the floor.

COLLEGE

Played three seasons at TCU after spending his freshman campaign at New Mexico Junior College, appearing in 102 games (85 starts) for the Horned Frogs in which he averaged 11.0 points, 8.6 rebounds, 2.7 assists, and 1.4 steals. 2017-18 (Senior): At TCU, started in all 32 games played. Averaged 9.3 rebounds, the second-most in the Big 12 and 34th-most in the NCAA. Led TCU in rebounding for the third time in his career, joining Gary Turner as the only TCU players to lead his team in rebounding for three seasons. Had 6.5 defensive boards per

REGULAR SEASON CAREER HIGH

MIN	40 (2x)	at LAL	2/10/21
FGM	11	at LAL	2/10/21
FGA	15	at SAC	5/11/21
3PM	5	vs. DEN	1/30/19
3PA	9	vs. DEN	1/30/19
FTM	3 (4x)	at WAS	4/19/21
FTA	4 (6x)	at WAS	4/19/21
OR	6 (2x)	at LAL	2/8/21
DR	11	at HOU	1/29/19
TR	16	at HOU	1/29/19
AST	9 (3x)	vs. CLE	4/8/21
STL	5 (2x)	vs. GSW	4/9/19
TO	5 (2x)	at PHI	4/26/21
BLK	3	vs. ORL	12/15/19
PTS	24	at LAL	2/10/21

NBA REGULAR SEASON STATISTICS

Year	Team	G	GS	MIN	FGM-A	3PM-A	FTM-A	OFF	DEF	REB	AST	STL	BLK	TO	PTS	RPG	APG	PPG
18-19	NOP	46	29	1079	107-279	52-156	13-19	55	164	219	83	45	19	36	279	4.8	1.8	6.1
19-20	NOP	39	18	832	51-147	25-97	9-26	51	136	187	57	27	21	22	136	4.8	1.5	3.5
20-21	OKC	66	13	1426	219-411	52-117	36-63	84	189	273	152	55	17	76	526	4.1	2.3	8.0
Career	--	151	60	3337	377-837	129-370	58-108	190	489	679	292	127	57	134	941	4.6	1.9	5.9

game, which ranked second in the Big 12, and 2.8 offensive rebounds per game, which ranked fifth in the Big 12. Grabbed at least six rebounds in 30 of 32 games played. Finished with 877 career rebounds, the fourth-most in school history. Averaged 13.2 points per game, which ranked second on the team and 16th in the Big 12. Shot .477 from the field, the 15th-best in the Big 12. Shot .395 from 3-point range, the 12th-best in the Big 12. Recorded 3.9 assists per game, the sixth best in the Big 12. Started 32-of-32 games played and logged 36.0 minutes per game, the second-best in the Big 12. Had 13 double-doubles, which tied for the second-most in the Big 12 and finished with 34 for his career. Recorded at least 20 points five times including a career-high 27 points in 40 minutes of action in a win over SMU (12/5). Recorded 26 points, with the help of 7-of-11 shooting from 3-point range, eight rebounds and four assists in a double-overtime loss at Texas (1/10). Had a season-high seven assists twice, vs. ULM (11/10) and at West Virginia (2/12). Was named the Most Outstanding Player of the Emerald Coast Classic after recording 23 points and 17 rebounds against New Mexico (11/24) and 17 points and 12 rebounds against St. Bonaventure (11/25). 2016-17 (Junior): At TCU, after 618 days away from competition, made his season debut against Jacksonville State (11/18/16). Started 36 of 37 games played. Nearly averaged a double-double with 11.4 points and 9.7 rebounds. His 9.7 rebounds and 3.3 offensive rebounds per game each ranked No. 2 in the Big 12 and No. 25 in the NCAA. Ranked first in the Big 12 and 11th in the NCAA with 19 double-doubles. Ranked No. 5 all-time at TCU for the most rebounds in a season with 359. Became the only player in school history to record over 400 points (421), 300 rebounds (359) and 100 assists (101) in a season. Was one of six NCAA DI players to record 400/300/100 this season. Recorded the second triple-double in TCU history with 11 points, 14 rebounds and a season-high 10 assists against Richmond (3/21) in the quarterfinals of the NIT. Was one of 23 NCAA DI players to record a triple-double this season. Recorded a double-double in all five NIT games and averaged 15.6 points, 12.0 rebounds and 5.0 assists over that time. Had 13 points and 10 rebounds against Fresno State (3/15) for TCU's first double-double in postseason since Lee Nailon had 27 points and 14 rebounds in the 1999 NIT vs. Oregon. Grabbed at least five boards in all but three games and 10 or more rebounds 23 times. Recorded a season-high 18 rebounds at UNLV (11/25). Played 1,211 total minutes, the sixth-most in school history. Scored in double-figures 25 times including a season-high 25 points in the NIT championship game against Georgia Tech (3/30). 2015-16 (Redshirt): Sat out the entire campaign with a knee injury. 2014-15 (Sophomore): At TCU, scored

in double-figures 15 times, while leading the Frogs in rebounding in nine games. Tallied a double-double in three games, including a 10-point, 16-board outing versus Texas Tech in late February, which helped TCU continue a three-game home winning streak versus conference opponents during a late February stretch. Williams, who closed the regular-season scoring a career-high 17 points, while grabbing nine boards versus nationally ranked Iowa State, recorded eight double-digit outings against conference foes. All but one of his season highs came in Big 12 games. Wrapped-up league play ranking No. 7 overall in rebounding after averaging 6.8 rebounds a contest and No. 3 in offensive rebounds with 2.78 offensive boards a game. On the season, Williams finished No. 5 overall in rebounds (6.7) and No. 3 in offensive rebounds (2.82), respectively. Was named MVP of the Corpus Christi Coastal Classic after posting his first career double-double with 10 points and 11 boards against Mississippi State. Notched eight double-digit outings against league foes, while starting the last half of the season. Had 10 or more points versus Texas Tech, K-State, Oklahoma, Baylor, Kansas, West Virginia and Texas in conference play. Finished with eight or more rebounds in 12 games. 2013-14 (Freshman): Competed at New Mexico Junior College as a freshman during the 2013-14 season where he earned all-conference honors. Averaged 10.1 points per game in 34 games, while shooting almost 60 percent from the field. Grabbed 6.9 boards per contest. Closed out the year with 18 double-digit outings, which included a 23-point outburst on 11-of-19 from the field in late February against Clarendon College. Helped lead the Thunderbirds, who were ranked as high as No. 7 in the country in 2013-14, to the second round of the NJCAA Men's National Basketball Championship and a 27-7 record for head coach James Miller.

HIGH SCHOOL

Averaged 14.6 points, 9.9 rebounds and 2.1 steals during his final year at Waco University. Was the 2013 District 8-4A Defensive Player of the Year. Led Waco to a 28-5 record, which included a district championship and a march to the 4A Region I quarterfinals. Played AAU ball for Texas Rise.

PERSONAL

Earned the nicknamed 'Kenny Hustle' while at TCU due to his relentless effort, diving at loose balls, and chasing down rebounds. Likes to listen to music and watch film as part of his pregame routine. Best moment of his NBA career is scoring his first points. Drake is his celebrity lookalike. LaDainian Tomlinson is his favorite athlete of all time. Wanted to be a football player as a child. Father to one daughter, Layla.

TWO-WAY PLAYERS



8

PAUL WATSON JR.

POSITION: Forward HEIGHT: 6-6 WEIGHT: 210

NBA Years

3rd NBA Season

Prior to NBA

Fresno State

Birthdate

12/30/94

Birthplace

Phoenix, Ariz.

Acquired

Signed to a Two-Way Contract on Sept. 15, 2021

CAREER AVERAGES

In 37 games (two starts), he has averaged 3.8 points, 1.7 rebounds and 0.7 assists in 10.4 minutes as a member of the Atlanta Hawks and Toronto Raptors.

2020-21 AVERAGES

In 27 games (two starts) with the Toronto Raptors, averaged 4.1 points and 1.7 rebounds in 11.0 minutes per game, while shooting 46.9% from beyond the arc.

2020-21 NOTES

Scored a career-high 3s0 points on April 16 vs. Orlando on 10-13 from the field and 8-11 from the three-point line. Scored 12 points on 3/24 vs. Denver and matched his career-high with six rebounds. Scored 12 points 3/13 at Charlotte and added one rebound, two assists and two steals in a career-high-tying 27 minutes of action. Missed 12 games with left knee tendonitis. Missed 11 games due to Health and Safety Protocols. Inactive 10 times. DND twice. DNP in 20 games.

NBA CAREER NOTES

2019-20: In 10 games with Atlanta and Toronto, averaged 3.1 points, 1.7 rebounds and 8.7 minutes. Was inactive for 18 games after joining the Raptors and DNP seven times. Set career highs with 22 points (8-13 FG, 4-6 3PT, 2-3 FT) and six rebounds in 27 minutes in the regular season finale Aug. 14 vs. Denver. Scored first NBA point (1-2 FT) Feb. 2 vs. Chicago. Played two minutes in Toronto debut Jan. 31 at Detroit. Signed with the Raptors as a two-way player Jan. 15. Waived by Atlanta on Jan. 14. Appeared in two games with the Hawks. Had three assists Jan. 12 at Brooklyn. Played four minutes in NBA debut Jan. 8 vs. Houston. Signed a 10-day contract with Atlanta on Jan. 6.

NBA G LEAGUE NOTES

Averaging 10.1 points, 4.7 rebounds, 1.2 assists and 30.4 minutes in 125 career games (95 starts) with Westchester (2017-19) and Raptors 905 (2018-19). Shooting .461 (468-1016) from the floor, .386 (190-492) from three-point territory and .607 (111-183) at the free throw line. **2019-20:** In 30 starts with Raptors 905, averaged 19.0 points, 6.4 rebounds, 1.8 assists, 1.1 steals and 35.3 minutes. Shot .499 (211-423) from the floor, .425 (91-for-214) from three-point distance and .648 (35-54) at the free throw line. Named to All-NBA G League Midseason Eastern Conference Team. Scored in double figures in all 30 games. Recorded 20 or more points 13 times and had three 30-point outings. Posted



five double-doubles. Registered multiple steals in eight games. Scored a season-high 34 points Mar. 1 at Long Island. Netted 30 points and tied a season best with 11 rebounds Feb. 19 vs. Westchester. Had 18 points and a season-high 11 rebounds Nov. 15 at Wisconsin. **2018-19:** Averaged 8.2 points, 4.8 rebounds, 1.1 assists and 30.8 minutes in 50 games (42 starts) with Westchester of the NBA G League. Shot .438 (154-352) from the field, .345 (51-148) from beyond the arc and .625 (50-80) at the foul line. Scored in double digits 20 times. Had two 20-point efforts, including a season-high 25 points Feb. 12 at Capital City. Recorded two double-doubles. 2017-18: In 45 games (23 starts) with Westchester of the NBA G League, posted averages of 6.2 points, 3.4 rebounds, 1.0 assists and 26.7 minutes. Shot .427 (103-241) from the floor and .369 (48-130) from three-point range. Scored 10+ points nine times. Registered a season-high 22 points Dec. 26 at Fort Wayne.

NBA PLAYOFFS NOTES

Helped the Raptors reach the Eastern Conference Semifinals. Was inactive four times and DNP in five games. Appeared in two contests in the first round. Tallied two points, one assist and one steal in six minutes in Game 4 at Brooklyn on Aug. 23.

COLLEGE

Played four seasons at Fresno State (2013-17). In 135 career games (128 starts) with the Bulldogs, averaged 10.1 points, 4.4 rebounds and 29.7 minutes. Finished career ranked ninth in school history in total blocks (92), three-point goals made (181) and three-point attempts (500). Also left Fresno State ranked 16th in program history in points scored (1,361). Participated in the 2017 College Basketball Slam Dunk Contest during the Final Four in Phoenix, Arizona. As a senior, started all 33 games, averaging 11.4 points, 5.2 rebounds, 1.4 assists and 32.2 minutes. Scored 10+ points 20 times with three 20-point games. Scored a season-high 25 points Jan. 4 vs. Wyoming. Posted lone double-double with 21 points and 10 rebounds Nov. 14 vs. Prairie View. As a junior, started 24-of-31 games, averaging 7.7 points, 3.2 rebounds and 24.1 minutes. Scored at least 10 points in 13 games. Had a season-high 15 points on two occasions: Dec. 12 vs. Pacific and Nov. 22 at Rice. Played 32 games (all starts) as a sophomore, averaging 11.1 points, 4.9 rebounds and 33.3 minutes. Reached double figures in scoring 17 times, including three games with 20 or more.

Registered 10 points and a season-high 12 boards Feb. 28 vs. New Mexico. Logged 53 minutes Jan. 17 vs. Wyoming (3OT); finishing with 19 points and seven rebounds. Scored a season-best 28 points Nov. 17 vs. Bristol University. Posted averages of 10.0 points, 4.4 rebounds and 29.1 minutes in 39 contests (all starts) as a freshman. Named Mountain West Freshman of the Year by the coaches and media – third player in school history to earn the honor. Led all conference freshmen in rebounding during league play. Posted 21 games of 10+ points. Scored a season-high 20 points twice: Feb. 22 at Utah State and Dec. 7 at Utah.

PERSONAL

Son of Rayna. Has two brothers, Kendyl and CJ. Sketching is his hidden talent. Tracy McGrady is his favorite athlete of all time. His comfort show is "The Regular Show". Names Dreaming of You by Selena as his guilty pleasure song. Best moment of his career so far is scoring a career-high 30 points in his first career start.

REGULAR SEASON CAREER HIGH

MIN	27	vs. DEN	8/14/20
FGM	10	vs. ORL	4/16/21
FGA	13 (2x) MR	vs. ORL	4/16/21
3PM	8	vs. ORL	4/16/21
3PA	11	vs. ORL	4/16/21
FTM	2 (4x) MR	vs. ORL	4/16/21
FTA	3	vs. DEN	8/14/20
OR	2	at MIL	8/10/20
DR	6 (2x) MR	vs. DEN	3/24/21
TR	6 (2x) MR	vs. DEN	3/24/21
AST	5	vs. OKC	4/18/21
STL	2	at CHA	3/13/21
TO	3	at CHI	3/14/21
BLK	1 (4x) MR	vs. ORL	4/16/21
PTS	30	vs. ORL	4/16/21

PLAYOFF CAREER HIGH

MIN	6	at BKN	8/23/20
FGM	1	at BKN	8/23/20
FGA	1(2x)	at BKN	8/23/20
3PM			
3PA			
FTM			
FTA			
OR			
DR			
TR			
AST	1	at BKN	8/23/20
STL	1	at BKN	8/23/20
TO			
BLK			
PTS			

NBA REGULAR SEASON STATISTICS

Year	Team	G	GS	MIN	FGM-A	3PM-A	FTM-A	OFF	DEF	REB	AST	STL	BLK	TO	PTS	RPG	APG	PPG
19-20	ATL/TOR	10	0	87	10-26	4-12	7-9	2	15	17	8	4	1	3	31	1.7	0.8	3.1
20-21	TOR	27	2	297	38-82	30-64	5-8	4	41	45	17	6	3	9	111	1.7	0.6	4.1
Career	--	37	2	384	48-108	34-76	12-17	6	56	62	25	10	4	12	142	1.7	0.7	3.8

NBA PLAYOFF STATISTICS

Year	Team	G	GS	MIN	FGM-A	3PM-A	FTM-A	OFF	DEF	REB	AST	STL	BLK	TO	PTS	RPG	APG	PPG
19-20	TOR	2	0	9	1-2	0-0	0-0	0	0	0	1	1	0	0	2	0.0	0.5	1.0
Career	--	2	0	9	1-2	0-0	0-0	0	0	0	1	1	0	0	2	0.0	0.5	1.0



21 AARON WIGGINS

POSITION: Guard HEIGHT: 6-6 WEIGHT: 200

NBA Years

Rookie

College

Maryland

Birthdate

01/02/99

Birthplace

Greensboro, N.C.

Acquired

Drafted 55th overall by Oklahoma City in the 2021 NBA Draft



COLLEGE

2021 Honorable Mention All-Big Ten... 2020 Big Ten Conference Sixth Man of the Year... In the Maryland record books ranks first in NCAA Tournament Career 3FG pct. (.591) and NCAA Tournament Series 3FG pct. (.643 - 2021); is tied for first in NCAA Tournament Single-Game FG made (11 - 2021) and NCAA Tournament Single-Game 3FG made (5 - 3/22/21); second in NCAA Tournament Series 3FG made (9 - 2021) and fourth in NCAA Tournament Career 3FG made (13) 2020-21 (JUNIOR); Appeared in 31 games (30 starts), averaging 14.5 points, 5.8 rebounds and 2.5 assists in a team-high 33.0 minutes/g... played best basketball down the final stretch, averaging 17.9 points (.506 FG/408 3FG) and 6.6 rebounds over the final 12 games... notched a career-best 27 points in NCAA 2nd round vs. #5 Alabama (3/22), connecting on 11-of-17 field goal attempts... posted 14 points (4-of-6 3FG) in NCAA first round vs. UConn (3/20)... scored 1,000th point in Maryland history in 19-point effort vs. Michigan State (3/11)... posted 26 points on 10-of-15 shooting at Northwestern (3/3)... matched career-high with 22 points on 9-of-18 shooting vs. Nebraska (2/17)... had 21 points and 11 rebounds in win vs. Nebraska (2/16)... posted 17 points in career-high 39 minutes vs. Minnesota (2/14)...notched a double-double on 18 points and 11 rebounds vs. #24 Purdue (2/2)... scored 18 points, including four 3-pointers, vs. #14 Wisconsin (1/27)... scored a 22 points at Indiana (1/4) and also added 10 rebounds to notch his second career double-double and first of the season... posted 15 points and nine boards in a road win at #6 Wisconsin (12/28)... matched career-high with six assists vs. Saint Peter's (12/4)... had 15 points and a career-high six assists vs. Navy (11/27). 2019-20 (SOPHOMORE): Appeared in all 31 games, making 16 starts, in season cut short (no postseason) due to coronavirus pandemic... helped Maryland win 2020 Big Ten Championship... ranked third on the team in points (10.4), rebounds (4.9) and minutes (28.5)... ranked second in 3-pointers made (53) and steals (26)... posted 16 points on 6-of-8 shooting at Minnesota (2/23)... scored career-high 20 points, including hitting 6 3-pointers, at #25 Northwestern (2/23)... notched 17 points on 5 3-pointers at Northwestern (1/21)... posted 13 points and three 3-pointers at Wisconsin (1/14)... scored 15 points and had nine rebounds vs. Bryant (12/29)... earned the #1 play on SportsCenter's "top-10" after follow-up dunk on own missed 3-pointer vs. Notre Dame (12/4)... matched career-high with 15 points vs. George Mason (11/22) and Marquette (12/1)... became first player since D.J. Strawberry in 2004 to string together three straight games with at least three steals... recorded first career double-double (13pts/13rebs) vs. Rhode Island (11/9). 2018-19 (FRESHMAN): Appeared in all 34 games, making four starts... Averaged 8.3 points on the season... Made 62 3-pointers - the second-most in Maryland freshman history (trailing only Kevin Huerter's 65 in 2017)... Made 41.3% of shots from beyond the arc, which ranks 11th all-time in program single-season history... One of only two Power-7 freshmen to shoot over 41-percent while attempting more than 150 3-pointers... Connected on three 3-pointers at #21 Iowa (2/19)... Matched career-best with 15 points at #6 Michigan, hitting 5-of-10 shots and securing six rebounds... Posted 11 points, including three 3-pointers vs. #12 Purdue (2/12)... Scored a career-high 15 points on 5-of-9 shooting from 3 at #6 Michigan State (1/21)... Went 3-for-4 from three-point range and finished with 11 points vs. Ohio State (1/18)... Totaled double figures and six rebounds in back-to-back games vs. Loyola Chicago (12/8) and Loyola Maryland (12/11)... Finished with 13 points and 4 rebounds against Virginia (11/28)... Finished with career-high 14 points on 4-for-8 shooting against NC A&T (11/12)... Made first career start vs. Delaware (11/6).

PERSONAL

Son of Tim and Serena Wiggins. Has four siblings, Shekinah, Joshua, Zacchaeus and Imanai. All-time favorite athlete is Kobe Bryant. Lists singing as his hidden talent. Knows how to play the piano and trombone and played in his church band in high school. Acted in plays in high school, including The Wizard of Oz and High School Musical. Practiced jazz, tap, ballet and hip-hop dance until seventh grade. Majored in Communication. A young Denzel Washington is his celebrity lookalike. His guilty pleasure song is drivers' license by Olivia Rodrigo. The Office is his comfort TV show.

COLLEGE STATISTICS

Year	Team	G	GS	MIN	FGM-A	3PM-A	FTM-A	OFF	DEF	REB	AST	STL	BLK	TO	PTS	RPG	APG	PPG
18-19	Maryland	34	4	798	97-252	62-150	26-30	34	79	113	27	26	6	27	282	3.3	0.8	8.3
19-20	Maryland	31	16	886	113-300	53-167	43-60	35	116	151	44	26	13	50	322	4.9	1.4	10.4
20-21	Maryland	31	30	1023	165-370	57-160	61-79	35	147	182	79	35	17	61	448	5.8	2.5	14.5
Career	--	96	50	2707	375-922	172-477	130-169	104	341	445	150	87	36	138	1052	4.6	1.6	11

HOW THE THUNDER WAS BUILT



VIA DRAFT:	Darius Bazley	2019 NBA Draft – Acquired Bazley's draft rights from Memphis via Utah (selected 23rd overall) along with a 2024 second-round draft pick in exchange for the draft rights to Brandon Clarke (selected 21st overall).
	Josh Giddey	2021 NBA Draft – Drafted sixth overall by Oklahoma City
	Vit Krejci	2020 NBA Draft – Acquired draft rights from Washington Wizards (selected 37th overall) along with Admiral Schofield for Cassius Winston and a 2024 2nd round draft pick.
	Théo Maledon	2020 NBA Draft – Acquired Maledon's draft rights from Philadelphia (selected 34th overall) along with Al Horford, the draft rights to Vasilije Micić (originally selected 52nd overall by Philadelphia in the 2014 NBA Draft) and a 2025 first-round draft pick in exchange for Terrance Ferguson, Danny Green and Vincent Poirier.
	Tre Mann	2021 NBA Draft – Drafted 18th overall by Oklahoma City.
	Aleksej Pokuševski	2020 NBA Draft – Acquired Pokuševski's draft rights from Minnesota (selected 17th overall) along with James Johnson and a 2024 second-round draft pick in a three-team trade in exchange for sending Ricky Rubio and the draft rights to Jaden McDaniels (selected 28th overall) to Minnesota and sending the draft rights to Immanuel Quickley (selected 25th overall) to New York.
	Jeremiah Robinson-Earl	2021 NBA Draft – Acquired draft rights from the New York Knicks (selected 32nd overall) in exchange for the rights to the 34th and 36th picks.
	Aaron Wiggins	2021 NBA Draft – Drafted 55th overall by Oklahoma City.
VIA TRADE	Derrick Favors:	Acquired from the Utah Jazz with a future first-round draft pick in exchange for in exchange for a 2027 second-round draft pick and cash considerations on 7/30/21.
	Shai Gilgeous-Alexander	Acquired from the LA Clippers along with Danilo Gallinari, three Clippers' first-round draft picks (2022, 2024 and 2026), two first-round picks via Miami (2021 and 2023) and the right to two first-round pick swaps (2023 and 2025) in exchange for Paul George on 7/10/19.
	Ty Jerome	Acquired from Phoenix along with Jalen Lecque, Kelly Oubre Jr., Ricky Rubio and a 2022 first-round draft pick in exchange for Abdel Nader and Chris Paul on 11/16/20.
	Isaiah Roby	Acquired from Dallas in exchange for Justin Patton on 1/24/20.
	Kenrich Williams	Acquired from New Orleans along with Zylan Cheatham, Josh Gray, Darius Miller, a 2023 second-round draft pick (via Washington) and a 2024 second-round draft pick (via Charlotte) from New Orleans, George Hill from Milwaukee, a protected 2023 first-round draft pick from Denver and a trade exception in a four-team trade in exchange for sending Steven Adams to New Orleans on 11/24/20.
VIA FREE AGENCY	Gabriel Deck	Signed on 4/12/21.
	Luguentz Dort	Signed to an NBA contract on 6/24/20. Originally signed to a Two-Way Contract on 7/6/19.
	Mike Muscala	Signed on 7/10/19. Resigned on 8/6/21.
TWO-WAY PLAYERS	Paul Watson Jr.	Signed to a Two-Way Contract on 9/15/21.



BASKETBALL OPERATIONS



SAM PRESTI
EXECUTIVE VICE PRESIDENT
& GENERAL MANAGER



Sam Presti enters his 15th season with the Oklahoma City Thunder franchise after being named the 11th General Manager in club history on June 7, 2007 at 29 years old, making him the second-youngest person to ever hold the position in NBA history. Presti remains the ninth youngest and also the third-most tenured head of basketball operations in the NBA. A year into his tenure with the Thunder, Presti was promoted to Executive Vice President and General Manager by Professional Basketball Club Chairman, Clayton I. Bennett. Presti and Bennett represent the second-longest pairing for a Governor of an NBA team and head of basketball operations.

Presti and his staff have watched the Thunder amass the second-best record in the NBA since the start of 2009. After advancing to the 2020 Playoffs, the Thunder became one of just three teams (Boston and San Antonio) to reach the postseason 10 times during the prior 11 seasons. Under Presti's guidance, the Thunder has captured five Northwest Division Championships and reached the Conference Finals four times, including the team's trip to the NBA Finals in 2012. From 2009-2019, the Thunder averaged the second-best net rating (+4.6) and had the third-most seasons with a net rating of +6.0 or more behind only San Antonio and Golden State.

Throughout his tenure, Presti has led with a method of consistent philosophies and values while using diverse roster building techniques to sustain several cycles of the Thunder. This past summer was highlighted by signing Shai Gilgeous-Alexander to a multi-year contract extension and drafting Josh Giddey with the No. 6 overall pick in the NBA draft.

Continuing to reposition the franchise after a decade-plus of high performance, prior to the start of the 2020-21 season Presti and the Thunder executed trades 11 trades with 15 different teams, marking the most activity for a team in a single offseason since the advent of the NBA Draft Lottery in 1985. Entering the 2021-22 season Presti and the Thunder have amassed a total of 19 first-round and 15 second-round picks to accompany three first round pick swaps over the next seven years.

Following the 2018-19 season, Presti began repositioning and replenishing the franchise with a series of moves, acquiring Chris Paul, Shai Gilgeous-Alexander, Danilo Gallinari, eight first round draft picks and four pick swaps in separate deals involving Paul George, Russell Westbrook and Jerami Grant. In the George deal alone, the Thunder acquired five first round picks, a record for first round picks to come back in a single trade. This new version of the Thunder again made the playoffs in 2019, earning the fifth seed in the Western Conference as Presti finished second in Executive of the Year voting.

Throughout his time leading the Thunder's basketball operations efforts, Presti and his staff have enjoyed success with respect to the NBA Draft, beginning with the 2007 selection of Kevin Durant with the second overall pick. Presti went on to draft Russell Westbrook and Serge Ibaka in 2008 with the fourth and 24th selections, before taking James Harden with the third overall pick in 2009. The selections of Durant, Westbrook and Harden marked the only time in NBA history where future MVPs were selected by the same GM in three consecutive drafts. Presti and his staff have also been able to pick key contributors throughout the draft as evident by selecting Reggie Jackson 24th in 2011, Steven Adams 12th and Andre Roberson 26th in 2013 and Domantas Sabonis 11th in 2016.

After acquiring six-time All-Star Paul George in a landmark trade from the Indiana Pacers in June of 2017, George then signed a multi-year deal with the Thunder in the summer of 2018. This occurred the offseason after the Thunder signed Westbrook in September of 2017 to his third multi-year contract extension with the team. George and Westbrook are two of the 10 players Presti and his front office have either drafted or traded for who have All-Star appearances (Durant, Westbrook, Harden, Victor Oladipo, Sabonis, George, Anthony, Paul and Horford and Kemba Walker). During Presti's tenure, the Thunder also has the most First and Second Team All-NBA appearances of any team in the NBA (17).

With Presti at the helm, the Thunder advanced to the postseason five straight years (2010-14) and at the conclusion 2012-13 season, Oklahoma City became just the second team in NBA history (Boston Celtics; 1955-60) to increase its winning percentage for five consecutive seasons while maintaining a winning percentage of .700 or better in two of those seasons.

Dating back to the 2011-12 season, the Thunder became Western Conference Champions on the heels of the 2010-11 season in which the Thunder became the youngest team in the prior quarter century to reach the NBA's Western Conference Finals.

During the 2009-10 season, Oklahoma City experienced one of the largest turnarounds in NBA history. A year after winning 23 games, the Thunder concluded the 2009-10 season with a 50-32 record (.610) and captured the franchise's first playoff berth in Oklahoma City. The 27-win improvement was tied for the eighth-largest improvement in NBA history. Presti was named NBA Executive of the Year by Sporting News at the conclusion of the season.

During his stint in OKC, Presti has hired three head coaches. Scott Brooks (2011) and Billy Donovan (2020) both earned Coach of the Year honors during their time with the Thunder, and Mark Daigneault, who was hired prior to the start of the 2020-21 season, is the first person in league history to be promoted from the head coach of the organization's G-League head coach to the franchise's NBA head coach role.

Over the last 10 years, the Thunder, along with the Spurs, have produced the most front office members who have become general managers, as Rich Cho, Rob Hennigan, Michael Winger and Troy Weaver were all hired from the Thunder into the role.

Since moving to Oklahoma City in July of 2008, Presti has stressed the importance of community involvement for both Thunder players and staff. Under his leadership, Thunder players have made more than 2,500 community appearances in and around Oklahoma City. Presti has also made it policy for every new player and staff member to tour the Oklahoma City National Memorial & Museum soon after joining the organization. Presti has also fostered staff wellness through the Thunder's long-standing work with the University of Pennsylvania, who is the leader in the areas of resilience and optimism training.

At the request of former NBA Commissioner David Stern and then Deputy Commissioner Adam Silver, Presti was named to the league's first-ever Competition Committee in May of 2012. During his term, which concluded prior to the 2018-19 season, Presti was a part of the committee that enacted several rule changes, such as concussion protocol, a package of rules to increase game flow, player rest policies, anti-flopping rules, deliberate away-from-the-play fouls, modifications to playoff seeding, qualification and tie-breakers, and adjustments to the NBA Finals scheduling format.

Additionally, Presti was asked to serve on the NBA's Instant Replay Committee in 2009, which helped to lay the groundwork for rules changes that the Competition Committee would later make regarding instant replay expansion and the expanded use of the replay center. Presti is currently part of the General Manager Sub-Committee which was designed to help identify opportunities to enhance the future of the NBA.

Prior to joining the Thunder, Presti held a variety of roles with the San Antonio Spurs. After starting in 2000 as a video intern for Gregg Popovich, Presti moved up through the front office ranks under the leadership of R.C. Buford before being elevated to the position of Vice President and Assistant General Manager. As a member of the Spurs, Presti was part of NBA Championship teams in 2003, 2005 and 2007, as well as five division titles.

Presti earned his bachelor's degree in 2000 in communications, politics and law with a minor in psychology from Emerson College in Boston, where he was the first Rhodes Scholar nominee in school history. The Concord, Mass. native served as team captain of the Emerson College basketball team during both his junior and senior seasons. In addition, Presti earned All-Academic honors two times and was twice selected to the Great Northeast Athletic Conference All-Tournament team.

He was honored with the Emerson College Young Alumnus Award in 2005. Presti has also completed Harvard University's Continuing Education program on leadership and decision-making. Consistent with his organizational commitment to community involvement, Presti has been equally supportive of several worthy causes in his personal life.

Recently, Presti was elected as a member of the Executive Committee at the Oklahoma City National Memorial & Museum after previously serving on the Board of Trustees. While on the Board, Presti helped lead the Memorial's Oklahoma Standard campaign, a movement built on the foundation of resilience, compassion, consistent acts of honor, service and kindness.

In June of 2019, the Presti family became significant benefactors to the Children's Hospital at OU Medicine, as their contributions provided renovations and upgrades to two procedure rooms at the Jimmy Everest Center for Cancer and Blood Disorders for Children and the Bone Marrow Transplant Unit at The Children's Hospital. The renovations were unveiled this past winter. The Presti's philanthropy also contributed to a significant construction project in the east lobby of The Children's Center. Renamed the "Presti Clubhouse", the east lobby now provides a nurturing and interactive space for children and their parents.

During July 2020, Presti and his high school teammate, friend and CAA Sports executive Mike Johnson launched the Thunder Fellows Program, a partnership between the Thunder and CAA Sports intended to unlock new opportunities in sports, technology and entertainment for Black students in the Tulsa area. Located in the Historic Greenwood District of Tulsa, the curriculum offered through the Thunder Fellows Program aims to close these gaps and increase the odds of high school and college completion through mentorship, skill development, and the provision of practical experience. Students are exposed to a variety of disciplines within Thunder basketball operations, where they will work on real-world projects for the organization.

Presti recently led a fundraising initiative to establish a scholarship in honor of Mike Brown at his alma mater, Emerson College. The scholarship will support incoming students from historically underserved and underrepresented backgrounds with financial need.

Since 2011 Presti has impacted the lives of over 500 students who have gone through his Forward Thinking Leadership Development Program. In partnership with Oklahoma City Public Schools, the program aims to help the next generation of youth in the local community. Starting in 2019, Presti incorporated UPenn and their standard bearing resilience and optimism training for the students who are part of the Forward Thinking group.

Through the years, Presti has been involved with PeacePlayers International (PPI), a global outreach program focused on bringing children and communities together through the game of basketball. In 2018, Presti brought PPI together with the Oklahoma City Police Athletic League and made a significant donation to help the two parties develop programs together to foster positive relations with youth and law enforcement.

This past September Oklahoma City University announced the induction of Presti into the Oklahoma Commerce and Industry Hall of Honor which recognizes business and community leaders who have made significant contributions to the growth and development of Oklahoma. Financial support for the Hall of Honor provides scholarships for students at OCU's Meinders School of Business.

In 2016, Presti was awarded the Humanitarian Award from the Oklahoma Center for Community and Justice thanks to his work in the area of diversity and inclusion in the workplace. He was bestowed the honor of the 2016 Oklahoman of the Year by Oklahoma Magazine. Presti was recognized as Oklahoma City University's 2012-13 recipient of the Abe Lemons/Paul Hansen Award for Sports Excellence and he also won the Oklahoma March of Dimes Sports Headliner Special Award for 2013.

A skilled drummer, Presti has produced three music CDs with all proceeds benefiting the Extra Ordinary Needs Fund at Children's Hospital in Boston. Also, Presti established the Keenan Smith-Anthony Halls Scholarship Fund at his former high school, Concord-Carlisle, to assist underserved students with their college tuition.

Presti and his wife, Shannon, have a son, Nicholas and twin daughters, Millie and Elise. Shannon serves as the Teen Leadership Initiatives Coordinator for the YMCA of Greater Oklahoma City.



MARK DAIGNEAULT
HEAD COACH



Mark Daigneault (DAYG-nalt) was named head coach of the Oklahoma City Thunder on Nov. 11, 2020. He is the fourth head coach in Thunder history and is the first person to become an NBA team's head coach after previously being the club's G League head coach. He is the youngest active head coach in the NBA.

He spent the 2019-20 season as an assistant coach for Oklahoma City and became the fourth-straight head coach of the Thunder's G League affiliate to make the move to an NBA bench. Previously, Daigneault served for five seasons as the head coach of the Oklahoma City Blue, the longest tenured coach in franchise history. During his tenure, he led the Blue to four playoff appearances and a 143-107 (.572) record, the most wins by a coach in franchise history. Daigneault also coached the Thunder's Summer League team for three summers.

Daigneault led the Blue to its third consecutive division championship in the 2018-19 season, as the team tied a franchise record with 34 wins and advanced to the conference semifinals. The Massachusetts native was named NBA G League Coach of the Month three times in his tenure, including twice during the 2018-19 season.

During the 2017-18 campaign, the Blue made finished the regular season at the top of the Midwest division and ranked third in the Western Conference. The 2016-17 season saw several records set, as Daigneault led the team to a franchise-record-tying 34 wins. The Blue finished as the regular-season Western Conference Champions and advanced to the Western Conference Finals for the first time under Daigneault.

In 2015-16, Daigneault joined Billy Donovan's Thunder coaching staff midseason on Feb. 17 in place of Thunder assistant Maurice Cheeks, who was sidelined for six weeks due to hip surgery. Daigneault remained with the Thunder for the conclusion of the 2015-16 season and entirety of the Thunder's postseason campaign to the Western Conference Finals.

Under his watch, the Blue had eight players called up to NBA rosters (Daniel Hamilton, Dakari Johnson, Semaj Christon, Josh Huestis, Dwight Buycks, Reggie Williams, Scotty Hopson and Richard Solomon), four players signed to Two-Way Contracts (Markel Brown, Alex Caruso, Donte Grantham and Myke Henry) and 10 Thunder players assigned (Deonte Burton, Semaj Christon, Hamidou Diallo, Terrance Ferguson, Grant Jerrett, Dakari Johnson, Josh Huestis, Mitch McGary, Abdel Nader and Cameron Payne).

Daigneault came to Oklahoma City after spending his previous four years working under Donovan at the University of Florida, where he last held the position of assistant to the head coach. Throughout his four years at Florida, the Gators totaled a record of 120-30 (.800), won three SEC titles and advanced to the Elite Eight each year.

Prior to his time at Florida, Daigneault spent three seasons as an assistant coach at Holy Cross. During Daigneault's tenure, the Crusaders finished as runner-up of the Patriot League Championship in 2008-09.

A 2007 graduate of the University of Connecticut, Daigneault served as a student manager with the Huskies under Jim Calhoun from 2003-07. A native of Leominster, Mass., Daigneault holds a master's degree in sports management from the University of Florida. He and his wife, Ashley Kerr, reside in Oklahoma City.

BASKETBALL OPERATIONS



DAVID AKINYOOYE
ASSISTANT COACH

David Akinyooye (ah-kin-YO-yay) enters his seventh season with the franchise and third as a Thunder assistant coach. Akinyooye spent four seasons as an assistant coach for the Oklahoma City Blue. He came to Oklahoma City in 2015 following a one-year stint as an assistant coach in Lyon, France with Asvel Lyon-Villeurbanne Basket.

Prior to his time in Lyon, Akinyooye served the San Antonio Spurs as a player development quality assurance assistant during San Antonio's 2013-14 NBA championship season. He began his coaching career in 2012-13 with the New York Knicks in the role of coaching workout associate.

Following a collegiate career at Adelphi University in New York, Akinyooye played one season with the Springfield Armor of the NBA G League. The Elmont, N.Y. native received a Bachelor of Science in Communication from Adelphi in 2011.



DAVE BLISS
ASSISTANT COACH

Dave Bliss is set to begin his third season as an assistant coach for the Thunder and ninth overall with the organization. He returned to Oklahoma City at the start of the 2018-19 season to serve as senior player development coach after spending three seasons with the New York Knicks as a player development coach. He previously worked with Oklahoma City as video analyst/player development coach from 2010-15 and has also served as the head coach for the Thunder's summer league team.

He began his coaching career as a volunteer assistant at the University of Georgia before transitioning to Virginia Commonwealth University to work as a graduate assistant. Bliss worked under Head Coach Shaka Smart in his time at VCU, helping the team to a 27-9 record. A four-year starter at Georgia, Bliss played a key role as the Bulldogs won the school's second SEC Conference Tournament Championship in 2008.

Bliss also served as an assistant coach for Germany's men's senior national team in 2016 and 2017. The Wisconsin native holds a Master's in Education from VCU and graduated with honors from Georgia with degrees in political science and real estate.



MIKE WILKS
ASSISTANT COACH

Mike Wilks enters his third season as an assistant coach for the Thunder, his 10th season with the organization overall. Wilks spent seven seasons working in the front office, most recently holding the title of senior pro evaluation scout. He is the third former Thunder player (Royal Ivey, Eric Maynor) to join the team's coaching staff.

He enjoyed a seven-year NBA playing career where he appeared in 233 games with ten different NBA teams and won an NBA championship with the San Antonio Spurs in 2005.

The Milwaukee native played four years of basketball at Rice University where he majored in Economics. In his senior year, he averaged 20.1 points, 4.2 rebounds and 3.0 assists and earned Western Athletic Conference Scholar Athlete honors.



BASKETBALL OPERATIONS



KAMERON WOODS

ASSISTANT COACH

Kameron Woods begins his first season as assistant coach for the Thunder, and his fourth season with the organization overall. He spent the 2020-21 season as a player development coach for Oklahoma City and worked for two seasons as an assistant coach for the Thunder's G League affiliate, the Oklahoma City Blue.

He previously played as a forward for the Blue for two seasons. In his career, Woods played in 99 games (43 starts) and averaged 4.6 points and 4.9 rebounds in 23.7 minutes per game.

A Butler University product, Woods finished his four-year collegiate career as the second leading rebounder in the school's history with 956 rebounds. He led the Bulldogs in blocked shots in all four seasons.



ZACH PETERSON

ASSISTANT COACH FOR PLAYER DEVELOPMENT

Zach Peterson returns for his third season on the Thunder sideline, where he serves as an assistant coach for player development. Previously, he served as the head video coordinator for the Milwaukee Bucks during the 2018-19 season. Prior to his time in Milwaukee, Peterson spent four years with the Atlanta Hawks, where he climbed the ranks from a video intern in 2014 to an assistant video coordinator in 2016 and finally the head video coordinator for the 2017-18 season.

Peterson began his work in sports as he attended Michigan State University from 2009-13, spending his first two years as the student manager for the women's basketball team before working with the men's team his junior and senior years.



ERIC MAYNOR

ASSISTANT COACH FOR PLAYER DEVELOPMENT

Eric Maynor enters his third season with the organization and first with the Thunder as an assistant coach for player development. He worked the last two seasons as an assistant coach with Thunder's G League affiliate, the Oklahoma City Blue.

Maynor enjoyed a nine-year NBA playing career, including three with the Thunder. The North Carolina native averaged 4.3 points, 2.8 assists and 1.3 rebounds in 267 career games. He is the third former Thunder player (Royal Ivey, Mike Wilks) to begin his coaching career in the organization.

A graduate of VCU with a degree in Sports Management, Maynor was a two-time CAA Player of the Year and has his No. 3 jersey retired by the school, one of just five players to have his number retired.



CONNOR JOHNSON

ASSISTANT COACH FOR PROGRAM DEVELOPMENT

Connor Johnson is set to begin his first season with Oklahoma City serving as an assistant coach for program development. He will assist with development processes along with program analysis and research.

Johnson comes to the Thunder after spending three seasons as the head coach of the Delaware Blue Coats, the Philadelphia 76ers G League affiliate. In his final year as head coach, he led the team to the 2021 G League championship game marking the first playoff appearance and playoff victories in the franchise's history.

Johnson joined the 76ers organization in 2014, where he started as a video coordinator and eventually rose to the position of Director of Player Development and Coaching Administration. He began his coaching career as a graduate assistant with the Villanova men's basketball team and earned his master's degree in public administration.

The San Diego, California native is a graduate from Amherst College in Massachusetts. He married his wife, Meredith, in the summer of 2020.

BASKETBALL OPERATIONS



ROB HENNIGAN

VICE PRESIDENT OF BASKETBALL OPERATIONS

Rob Hennigan enters his second season as Vice President of Basketball Operations and his ninth season overall with the Thunder organization. He worked as the General Manager for the Orlando Magic for five seasons before returning to Oklahoma City in 2017 to serve as the Vice President of Insight & Foresight. He helps oversee key functions within the organization, including player personnel, strategic planning, data science & solutions and information management and counsel.

Hennigan previously worked in the Thunder front office from 2008-12 as the team's Assistant General Manager/Player Personnel. He helped lead a turnaround that saw Oklahoma City go from a 23-win team in 2008-09 season, to a spot in the NBA Finals in 2012. Prior to joining the Thunder, Hennigan spent four seasons with the San Antonio Spurs, where he began as an intern in 2004-05 season before rising in the ranks to be named Director of Basketball Operations in September of 2007. In his time in San Antonio, the team won NBA Championships in 2005 and 2007.

A native of Worcester, Mass., Hennigan graduated with a degree in broadcast journalism from Emerson College in 2004. He was named a Division III All-American and an Academic All-American as a senior. He remains Emerson's all-time leading scorer.

Hennigan and his wife, Marissa, are the parents of two sons, Jameson and Jack.



WILL DAWKINS

VICE PRESIDENT OF BASKETBALL OPERATIONS

Will Dawkins is set to begin his second season as Vice President of Basketball Operations and his 14th year with the Thunder organization. In his current role, Dawkins assists with roster development, talent evaluation and strategic planning, while also handling personnel matters, including the NBA Draft and player acquisitions.

Dawkins most recently spent three seasons as the team's Vice President of Identification & Intelligence, where he was responsible for overseeing the professional and amateur evaluation departments, both domestically and internationally. In his time with the Thunder, Dawkins has also held the role of front office intern, assistant video coordinator, scouting coordinator and Director of College Player Personnel, a position he held for five seasons.

A graduate of Emerson College, Dawkins holds a degree in Broadcast Journalism. While at Emerson, he served as captain of the men's basketball team and became a two-time Arthur Ashe Sports Scholar All-American. The Springfield, Mass. native led the High School of Commerce to the 2004 Division I State Championship, while earning the honor of Western Massachusetts Player of the Year and in 2015, he was inducted into the Springfield Massachusetts Sports Hall of Fame.

Dawkins, his wife, Tara and their children Trey and Journee currently reside in Edmond, Okla.



GLENN WONG

CHIEF OF STAFF

Glenn Wong is set to begin his 10th season with Oklahoma City and first as the organization's Chief of Staff. In his current role, Wong will work closely with Sam Presti and leadership to oversee day-to-day operations, facilitate cross-discipline collaboration and manage the flow of information for staff and players.

Previously, Wong served as the Senior Project Lead for the Executive Vice President and General Manager, working with the front office on basketball-operations based projects.

He joined the Thunder in 2012 as a video analyst for the Tulsa 66ers and after one season, became the Assistant to the Executive Vice President and General Manager. The Massachusetts native holds a bachelor's degree in psychology from Amherst College and an MBA from Dublin Business School in Dublin, Ireland.



DR. DONNIE STRACK

VICE PRESIDENT OF HUMAN & PLAYER PERFORMANCE

Dr. Strack enters his 14th season in Oklahoma City where he currently serves as the Vice President of Human & Player Performance. He is responsible for leading the medical and performance staff in providing comprehensive, evidence-based services for Thunder players through innovation, research, and integration of multiple health care professionals.

From 2005-2008, Dr. Strack was in private practice as a physical therapist at Orthopaedic Physical Therapy Services in Wellesley Hills, Mass. Dr. Strack graduated with a Doctor of Physical Therapy degree from the University of Indianapolis in 2005. He earned his undergraduate degree from the University of Indianapolis in 2002 and was awarded the Athletic Training Department Performance Award that same year.

Dr. Strack's first role with an NBA team came in the sixth grade as a ball boy for the Indiana Pacers. He later served as a graduate assistant athletic trainer for the Indiana Pacers from 2002-05. Dr. Strack also served as an athletic trainer during the 2002 World Basketball Championships in Indianapolis and the RCA Tennis Championships in 2001 and 2002.

In 2010, Dr. Strack completed his post-doctorate fellowship in manual therapy from Regis University. He is board certified in Orthopaedic Physical Therapy (OCS) by the American Board of Physical Therapy Specialties and is a Fellow in the American Academy of Orthopaedic Manual Physical Therapists (FAAOMPT). He is a Professional Fellow in the School of Sport, Exercise and Rehabilitation at the University of Technology Sydney (Australia) and was the 2021 recipient of the Regis University Outstanding Fellow Award.

Dr. Strack currently serves on the Board of Directors for Life.Church and lives in Arcadia with his wife, Sarah, and their seven children – Ellabeth, Anderson, Lilajean, Evaleigh, Harrison, Islarose and Whitaker.



MARC ST. YVES

VICE PRESIDENT OF LOGISTICS & ENGAGEMENT

Marc St. Yves enters his fifth season as Vice President of Logistics & Engagement and his 43rd with the club. He previously held the title of Director of Team Operations for nine years and prior to that served as the team's Equipment Manager for 24 years.

St. Yves is responsible for all team logistics including security, facility operations, equipment and travel. He started his association with the Thunder organization as a 13-year-old ball boy during the team's 1979-80 season in Seattle. Five years later, he was named assistant equipment manager and became the franchise's primary equipment manager in 1985. In 2020, he was the subject of a Thunder Films documentary, "Everyday Saint" about his career that debuted at the deadCenter Film Festival in June 2020.

Marc and his wife, Karie, have one son Skylar. His hobbies include fly fishing, golf and other outdoor pursuits.



MATT TUMBLESON

VICE PRESIDENT OF BASKETBALL COMMUNICATIONS & ENGAGEMENT

Now in his 18th season in the NBA, Matt Tumbleson begins his 11th season with the Oklahoma City Thunder and fifth as the team's Vice President of Basketball Communications & Engagement. He previously served as the Thunder's Director of Basketball Communications.

Tumbleson and the basketball communications staff are responsible for promoting the endeavors of the Thunder players, coaches and front office staff both on and off the court. Additionally, Tumbleson oversees the organization's Community and Lifestyle Services function, an area that develops and executes programs for the betterment of players that build skills that can be utilized away from the court.

In partnership with the Thunder's broadcast and digital department, Tumbleson developed Thunder Films, which aims to tell the stories of the Thunder's players and people in a unique and in-depth way. Thunder Films has produced "Pause the Game", "Everyday Saint", "Mr. Thunder" and "Growing Up George", all of which have been featured at the popular deadCenter Film Festival in Oklahoma City. Tumbleson and his team also wrote, produced and directed the popular "Stache Bros." digital series that was part of Russell's Westbrook's MVP campaign.

Prior to joining the Thunder, Tumbleson served three-plus years as the primary media contact for the Memphis Grizzlies for all business operations, FedExForum and team content away from the court. During the 2010-11 season, Tumbleson took over all team on-court communications initiatives in addition to his previous responsibilities as the Senior Manager of Communications and Publications.

Before his stint in Memphis, the Illinois native worked on the team side of communications for the New Jersey Nets and San Antonio Spurs. During the 2005-06 season, Tumbleson worked for both the Spurs media relations and basketball operations department.

Matt resides in Oklahoma City with his wife, Christina, and their four children, Teddy, Audrey, Liv and Abe.



AMANDA GREEN

VICE PRESIDENT / TEAM COUNSEL & STRATEGIC ALIGNMENT

Amanda Green is in her third season as Vice President/Team Counsel & Strategic Alignment. Green began working with the organization in 2012 and has functioned in many roles, most recently serving as Senior Director of Information Management and Team Counsel. In her current role, she leads the legal department while assisting with

the team's strategic planning, execution and compliance.

Green came to Oklahoma City after working as an associate at Proskauer Rose LLP, where she also served as a summer associate prior to graduating law school. She began her professional career as an Intellectual Property Associate with the NBA after graduating with her juris doctor from Georgetown University Law Center in 2010.

The New York native also holds a Bachelor of Science in Economics with a Market & Management certificate from Duke University, where she served as Manager for the men's basketball team from 2002-06, assuming the title of Head Manager in her senior year. Following her graduation from Duke, Green worked for one season as a Basketball Operations Intern with the San Antonio Spurs.

In addition to her responsibilities with the Thunder, she also serves on the Board of Directors for Special Care, Inc. in Oklahoma City. Green has one daughter, Cori Harper Louise.



BASKETBALL OPERATIONS



JESSE GOULD

VICE PRESIDENT OF STRATEGY AND ANALYSIS

Jesse Gould begins his second season as Vice President of Strategy and Analysis and his 13th season with the Thunder organization. Gould was previously the Director of Pro Evaluation, overseeing the club's pro scouting efforts and having direct responsibility for the Thunder's G League affiliate, the Oklahoma City Blue, where he was responsible for roster construction and management for the Blue. In his current role, Gould works closely with Wynn Sullivan and Amanda

Green on future-focused initiatives for the organization.

In his four years at the helm, the Blue amassed the second-best record in the G League (116-76, .604) and advanced to the playoffs for three straight years, while also being the only G League team to clinch three division titles during that time.

Gould joined the Thunder organization as a Basketball Operations Assistant in 2009 and after his first season was named Basketball Information Coordinator. In 2014, he was promoted to Director of Basketball Research and Analysis before being named Director of Pro Evaluation in 2017.

A native of Philadelphia, Penn., Gould graduated from Stanford University with a bachelor's degree in economics and a minor in psychology. He and his wife, Jordan, reside in Oklahoma City.



WYNN SULLIVAN

VICE PRESIDENT OF STRATEGY AND DESIGN

Wynn Sullivan is set to begin his 10th season with the Thunder organization and second as the Vice President of Strategy and Design. He joined the organization in 2012 as a Basketball Data Analyst before being named the Director of Strategic Planning in 2017. In his current role, Sullivan works with Jesse Gould and Amanda Green on future-focused initiatives for the organization.

Before coming to Oklahoma City, Sullivan worked as a senior analyst for the Analysis Group in Los Angeles. A Pomona College alumnus, Sullivan earned dual degrees in Math and Economics while playing four years on the Pomona men's soccer and golf teams.

Sullivan and his wife, Molly, have one son, Wilder.

BASKETBALL OPERATIONS STAFF



BRANDON BARNETT
DIRECTOR OF
PRO PLAYER PERSONNEL



MASSIMO BIASIN
AMATEUR EVALUATION SCOUT



VANESSA BROOKS
PHYSICAL THERAPIST
& ATHLETIC TRAINER



WILL CHAPMAN
OPPOSITION SCOUT




CHRIS CONDIT
TRAVEL & LOGISTICS
COORDINATOR



JOE CONNAUGHTON
SENIOR INFORMATION
MANAGEMENT & COUNSEL LEAD



RACHEL CUTTS
PHYSICAL THERAPIST
& ATHLETIC TRAINER



COREY EVANS
AMATEUR EVALUATION SCOUT



GREG FLOOD
DIRECTOR OF
PLAYER DEVELOPMENT



JUDY GRUMBLATT
TRAVEL COORDINATOR



CHRISTOPHER HART
ATHLETIC PERFORMANCE
COACH



PAUL HUGGINS
DIRECTOR OF SECURITY



KEVIN HYDE
ATHLETIC PERFORMANCE
COACH



SETH JACKSON
PERFORMANCE ANALYST



BAILEY JOSEPH
STRATEGIC PLANNING ANALYST



TONY KATZENMEIER
ATHLETIC TRAINER



JAMES KOPANIDIS
STRATEGIC PLANNING ANALYST



RYAN LAMBERT
SENIOR AMATEUR EVALUATION
SCOUT



AYANA LAWSON
SENIOR DIRECTOR OF COMMUNITY
& LIFESTYLE SERVICES



BLAKE MCLEAN
DIRECTOR OF PERFORMANCE
RESEARCH AND DEVELOPMENT



CALEB MEYERS
LOGISTICS COORDINATOR



BRANDON MILLER
SENIOR AMATEUR
EVALUATION SCOUT



NAZR MOHAMMED
GENERAL MANAGER OF THE OKC
BLUE / PRO EVALUATION SCOUT



ERIC MONROE
PERFORMANCE ANALYST



OBI OKOLIE
BASKETBALL ADMINISTRATION
COORDINATOR



BOON PALIPATANA
DATA SCIENCE & SOLUTIONS
SOFTWARE DEVELOPER



ANDREW PAUL
DIRECTOR OF ATHLETIC
PERFORMANCE AND REHABILITATION



SEBASTIAN PRUITT
PRO EVALUATION SCOUT



TAYLOR RANDLE
PHYSICAL THERAPIST



BRENDAN ROONEY
PRO EVALUATION SCOUT



RYAN SHEA
DATA SCIENCE & SOLUTIONS
SCIENTIST



JOHNNY SHULTS
DIRECTOR OF ION OPERATIONS



ANN SMITH
EXECUTIVE DIRECTOR OF
EXPERIENCE DESIGN



HANK SMITH
AMATEUR EVALUATION SCOUT



JENNIFER STRICKLER
PERFORMANCE SCIENTIST



WILSON TAYLOR
DIRECTOR OF LOGISTICS



THOMAS VAN DE HOUTEN
DIRECTOR OF DATA SOLUTIONS



EZRA VAN NEGRI
STRATEGIC PLANNING ANALYST



ZOE VERNON
STRATEGIC PLANNING ANALYST



DEVON WALKER
PERFORMANCE ANALYST



MARK WARKENTIEN
SPECIAL ASSIGNMENT
EVALUATOR



NBA CARES



NBA Cares is the league's global social responsibility program that builds on the NBA's mission of addressing important social issues. NBA Cares programs and participants have provided more than 5.8 million hours of hands-on service and created more than 1,650 places where kids and families can live, learn or play in communities around the world. Internationally, NBA Cares has created more than 332 places where kids and families can live, learn or play in 40 countries and territories. NBA Cares works with nationally and internationally recognized youth-serving programs that support education, youth and family development, and health-related causes, including: Boys & Girls Clubs of America, Vera Institute of Justice, Thurgood Marshall College Fund, UNICEF, Special Olympics, The Jed Foundation, Share Our Strength and GLSEN.





OKLAHOMA CITY THUNDER IN THE COMMUNITY



The Thunder's community initiatives impact thousands of Oklahomans every year through education and outreach programs that focus on reading and literacy, STEM and computer sciences, and health and fitness. The Thunder is committed to inclusion, equity and diversity, and strives to make a positive, lasting impact through intentional partnerships and engagement in all its community outreach efforts.

In a little more than a decade, the Thunder Cares Foundation has completed the creation or renovation of nearly three

dozen community basketball courts across Oklahoma. That includes courts at the three schools in Moore, OK, severely damaged during a May 2013 tornado.

In 2021, the Thunder officially launched Thunder Fellows, an after-school program in the Greenwood District in Tulsa. The program seeks to create learning and career opportunities for Tulsa black teens in the area of sports and entertainment technology. Thunder Fellows is a partnership with CAA Sports, and features support from Google and Wilson Sporting Goods.



UNIFORMS AND OFFICIAL MARKS



PRIMARY ICON

ASSOCIATION EDITION



ICON EDITION



STATEMENT EDITION



CITY EDITION



RUMBLE THE BISON

BIRTHDATE

Unknown

BIRTHPLACE

Arbuckle Mountains

DEBUT

02/12/2009

TALENTS/SKILLS

Drums, still walking, mini-trampoline dunking, juggling, unicycle, inline skating, belaying

AWARDS

2009 NBA Mascot of the Year (voted by NBA Mascots)



For Rumble appearances, please call 405.208.4800 or go to okcthunder.com/rumble

RUMBLE'S STORY:

This tale has been told around campfires for hundreds of years. A great herd of American bison was lost in the Arbuckle Mountains during a ferocious storm – the kind only Oklahoma can produce.

Hail fell and tornadoes spun all around the herd as they stampeded, trying to find their way down to the safety of the plains.

One lone bison stayed behind as he helped each of his friends escape down a treacherous ravine. Once all of his friends were safe, he began his descent only to find his way blocked by fallen boulders.

Lost, he climbed to the tallest peak; left to face the storm alone and searching for a way down the mountain, he was struck by a bolt of lightning.

The bolt did not destroy him, but, by the power of the god of thunder, changed him. Suddenly, he walked on two legs like a man. He possessed amazing strength and agility – he could jump higher, run faster, think more clearly than any beast.

But because he was no longer just a bison – and yet not a man – he was alone.

With many sightings, the legend grew through the years, of a mighty bison, with remarkable powers, roaming the hills alone.

Not until a group of men who carried similar powers came to Oklahoma City did he find somewhere he belonged. These men also possessed the power to jump higher, run faster, and perform acrobatic dunks more spectacular than anyone in the land. They too carried the roar of Thunder every time they took to the court.

So, he joined their team, and the new legend of Rumble was born.



PAYCOM CENTER

Home to the NBA's Oklahoma City Thunder, Paycom Center also plays host to major concerts, family shows, sporting events and the latest in show-stopping entertainment. While it is managed by ASM Global, Paycom Center is owned by the City of Oklahoma City and was the premier project of its visionary capital improvement program (MAPS) to finance new and upgraded sports, entertainment, cultural and convention facilities with a one-cent sales tax.

IMPROVEMENTS

Oklahoma City voters overwhelmingly approved a one-cent sales tax in 2008 to fund major upgrades to Paycom Center. A series of renovations to the facility were completed in 2013. Upgrades include new state-of-the-art digital signage, a grand entrance, renovated concourses, new concession and restaurant options, team offices and a kids zone.

LOCATION

Located near two major interstates, Paycom Center sits in the heart of a

downtown renaissance, just steps away from the Cox Convention Center, as well as hotels, restaurants and entertainment venues in downtown Oklahoma City and Bricktown.

SEATING CAPACITIES

As a multi-purpose sports and entertainment facility, Paycom Center offers a variety of seating configurations with capacities ranging from less than 4,000 to over 18,000. The spacious 586,000-square-foot arena seats up to:

Basketball:	18,203
Concert (360-degree):	16,591
Concert (180-degree):	11,555
Concert (Theatre Style):	3,613

Accessible seats are available on each level of Paycom Center. The arena has a permanent ice floor, portable insulated flooring system and portable basketball floor to accommodate diverse event configurations. Paycom Center also offers an arena curtaining system with rigging capabilities for maximum flexibility.

PAYCOM CENTER





PAYCOM CENTER

PAYCOM CENTER

Home to the NBA's Oklahoma City Thunder, Paycom Center also plays host to major concerts, family shows, sporting events and the latest in show-stopping entertainment. While it is managed by ASM Global, Paycom Center is owned by the City of Oklahoma City and was the premier project of its visionary capital improvement program (MAPS) to finance new and upgraded sports, entertainment, cultural and convention facilities with a one-cent sales tax.

IMPROVEMENTS

Oklahoma City voters overwhelmingly approved a one-cent sales tax in 2008 to fund major upgrades to Paycom Center. A series of renovations to the facility were completed in 2013. Additional upgrades were funded as part of MAPS 4, approved by OKC voters in 2019. Spread out over nearly a decade, arena improvements include new seating, as well as technology and infrastructure upgrades. LOCATION Located near two major interstates, Paycom Center sits in the heart of a downtown renaissance, just steps away from the new OKC Convention Center (funded by MAPS 3), as well as a new Omni hotel, restaurants and entertainment venues in downtown Oklahoma City and Bricktown.

SEATING CAPACITIES

As a multi-purpose sports and entertainment facility, Paycom Center offers a variety of seating configurations with capacities ranging from less than 4,000 to over 18,000. The spacious 586,000-square-foot arena seats up to: Basketball: 18,203 Concert (360-degree): 16,591 Concert (180-degree): 11,555 Concert (Theatre Style): 3,613 Accessible seats are available on each level of Paycom Center. The arena has a permanent ice floor, portable insulated flooring system and portable basketball floor to accommodate diverse event configurations. Paycom Center also offers an arena curtaining system with rigging capabilities for maximum flexibility.

TERRACE SUITES

Our terrace suites serve as an outstanding destination for the best in entertainment, networking, amenities and service. Perched "above the rim" atop Paycom Center's north and south baseline sections, terrace suites offer unparalleled luxury and astounding proximity to the sights, sounds and thrills generated from the action on the floor. THUNDER BOX Located above Section 305, the Thunder Box offers a unique way to experience events at Paycom Center, perfect for company outings or other group events. With sightlines above all other seats in the arena, this location provides a private, all-inclusive environment, complete with added comfort and amenities not available in other locations JACK DANIEL'S CLUB The Jack Daniel's Club has transformed into a downtown destination for every event at Paycom Center. Guests at this upscale urban bar can enjoy a fun and energetic atmosphere, which transforms from a contemporary bar during game nights to an intimate postgame club. Top-shelf cocktails and premium beer are served alongside an updated menu of light appetizers to complement each guest's beverage of choice.

MICHELOB ULTRA CLUB

The Michelob Ultra Club is the largest restaurant in the arena open to all fans attending Thunder games. Located on the southwest side of Paycom Center and just inside the Grand Entrance, the club is open on all Thunder game nights.

CONCESSION STANDS

Paycom Center features numerous concessions stands and specialty vendors throughout the facility, offering guests a wide variety of food and beverage choices.

LOCKER ROOMS

Paycom Center features four locker rooms, including one for the Oklahoma City Thunder and one for visiting NBA teams.

BOX OFFICE

Paycom Center has a full-service box office located near the northeast entrance. For your convenience, the box office is open Monday through Friday from 10 a.m. to 5:30 p.m. Evening, weekend and holiday hours vary according to Paycom Center's event schedule. For further information, visit paycomcenter.com.

For Thunder season or group ticket information, call the Thunder offices at 405.208.4800.

For single-game tickets sold by the team and authentic tickets from other fans, go to okcthunder.com/tickets.

PAYCOM CENTER FACTS AND FIGURES



LOVE'S LOUD CITY

- PREMIER BALCONY
- BALCONY
- MEZZANINE
- PLAZA
- LOFT

CLUB LEVEL

- NORTH LOWER TERRACE
- SOUTH LOWER TERRACE
- CENTER
- BASELINE
- TERRACE SUITES

LOWER LEVEL

- COURTSIDE
- CHAMPIONS CLUB
- PREMIER POST
- HIGH POST
- PREMIER BASELINE
- BASELINE
- BASELINE LOFT



For season or group ticket information, call the Thunder office at 405.208.4800.

For single-game tickets sold by the team and authentic tickets from other fans, go to okcthunder.com/tickets.

CHESAPEAKE ENERGY ARENA FACTS AND FIGURES

OWNERSHIP

Paycom Center is owned by the City of Oklahoma City and managed by ASM Global, which is headquartered in Philadelphia, PA. LOCATION Located near two major interstates, Paycom Center sits in the heart of a downtown renaissance, just steps away from the new Oklahoma City Convention Center and Scissortail Park.

BOX OFFICE

Paycom Center has a full-service box office located near the northeast entrance.

BUSINESS OPERATIONS

BUSINESS OPERATIONS



DANNY BARTH **EXECUTIVE VICE PRESIDENT AND CHIEF ADMINISTRATIVE OFFICER**

An NBA executive since 1997, Danny Barth has served in his current position of executive vice president and chief administrative officer of the Oklahoma City Thunder since the team's inaugural season in 2008. In this role, he oversees all aspects of the team's business operations, driving its emphasis on building community partnerships and creating a first-class fan experience.

After overseeing the move of the franchise's business operations to Oklahoma City, Barth shifted his focus to the team's growth and development, including overseeing the remodeling of the downtown arena (now Paycom Center) to meet NBA requirements and provide a strong fan-focused environment.

The facility upgrades, which were completed in 2013, included new hospitality areas, enhanced seating and sightlines, modernized common areas and concourses, and the team's permanent corporate office. Further arena improvements were approved by Oklahoma City voters under the MAPS program.

Under Barth's leadership, the Thunder has become regarded throughout the industry as a leader in sports business and a model for best practices. The Thunder currently ranks near the top in the NBA's Net Promoter Score and overall game experience and has been consistently the highest or runner-up for many years. Within its first five seasons, the team was recognized by ESPN The Magazine in its Ultimate Standings as the No. 1 professional sports franchise in North America and awarded Sports Team of the Year by the Sports Business Awards, presented by the Sports Business Journal.

Prior to his work with the Thunder, Barth served as interim president and CEO for two seasons with the Seattle Supersonics, having previously held positions as chief financial officer, vice president and controller for the team. He began his career with Price Waterhouse LLC, spending six years in the audit division in the corporation's Seattle and New York offices, where he specialized in retail and investment banking.

A graduate of Seattle University, Barth resides in Edmond with his wife Julie.



BRIAN M. BYRNES **SENIOR VICE PRESIDENT, SALES AND MARKETING**

Brian Byrnes joined the Thunder organization in April 2005 and developed and executed the strategic sales and marketing efforts to launch business operations in Oklahoma City in 2008. Byrnes' current responsibilities include oversight of revenue platforms including corporate partnerships, ticket sales, retention and operations; luxury suites, terrace lounges and unique inclusive experiences; game theatre, event planning and corporate hospitality; brand architecture and marketing disciplines.

Capitalizing on the unique platform of being Oklahoma's first permanent major-league sports team, Byrnes continues to foster programming that extends the reach of the Thunder brand to fans throughout the region.

Initiatives such as Thunder Alley and the Thunder Rewards Zone make the game-day experience accessible to all Thunder fans visiting Chesapeake Energy Arena. Year-round, the Blue Alliance and Thunder Youth Basketball activities connect fans throughout Oklahoma, while the OG&E Thunder Bolt brings an interactive Thunder experience to regional fairs and neighborhood celebrations. In 2018, the Thunder Launchpad, fueled by MidFirst Bank, opened as a platform to support the growing startup and entrepreneurial ecosystem in Oklahoma. The Launchpad also hosts year-round programs to inspire growth in STEM education and computer science and innovation.

Previously, Byrnes served as executive vice president of business operations for the NHL's Phoenix Coyotes, guiding the organization through an organizational rebranding in conjunction with a transition to a new venue. Prior to joining the Coyotes, Byrnes built nearly 10 years of experience with the NHL's Dallas Stars and MLB's Texas Rangers.

Byrnes is actively involved in the Thunder Cares Foundation, Allied Arts, Leadership Oklahoma City, Leadership Oklahoma, National Sports Forum, Greater Oklahoma City Chamber of Commerce and the Greater Oklahoma City Sports Consortium. A graduate of St. Mary's University in San Antonio, Byrnes and his wife Ashley reside with their three children in Edmond.



BUSINESS OPERATIONS



CHRISTINE BERNEY VICE PRESIDENT, COMMUNITY ENGAGEMENT AND EXECUTIVE DIRECTOR, THUNDER CARES FOUNDATION

Christine Berney joined the Oklahoma City Thunder in 2008 and currently serves as vice president of Community Engagement and executive director of the Thunder Cares Foundation.

During her tenure, Berney has helped establish the Thunder as a leader in the Oklahoma City community and as a partner with nonprofits across the state. She oversees the many ongoing community outreach programs and events the Thunder leads, as well as the Thunder Cares Foundation, which focuses on building and refurbishing community basketball courts across Oklahoma. She is also actively involved in the Thunder Fellows program, which is providing opportunities for black youth in Tulsa.

Berney's professional background includes public relations and community relations positions in both the corporate and nonprofit sectors. Originally from California, Berney earned her B.A. in English from Oregon State University and her M.F.A. in Creative Writing from the University of Massachusetts at Amherst.



TYLER LANE VICE PRESIDENT, TECHNOLOGY

Tyler Lane joined the Oklahoma City Thunder in 2009 and takes pride in leading a customer service-focused technology department and implementing projects across a variety of disciplines. IN 2021, Lane was promoted from director of Technology to Vice President.

In his role as VP, Lane lead leads IT, broadcast and arena technology for the team and oversees capital and construction projects. His responsibilities range from in-game scoring and statistics technology to IT infrastructure and cybersecurity.

A third generation U.S. Navy veteran, Lane's career in technology began in the Navy, where he served as an Aviation Electronics Technician and maintained airborne radar on F/A 18 Hornets. He served aboard the USS Nimitz as well as assignments in Millington, TN, Newport News, VA, Miramar, CA and Lemoore, CA. Upon returning to Oklahoma, he held technology leadership positions the University of Oklahoma Athletics Department, College of Engineering, and IT department.

A native of Wolf, OK, Lane earned his undergraduate BS degree in Aviation Management from Southeastern Oklahoma State University and an MBA from the University of Oklahoma.

He currently lives in Norman with his wife Alisa and sons Ben and Jack.



SCOTT LOFT VICE PRESIDENT, TICKET SALES, RETENTION AND DATABASE OPERATIONS

Scott Loft is an industry veteran with more than 25 years of professional sports leadership experience in the National Football League, National Hockey League and National Basketball Association.

Loft joined the Thunder in 2010 after three seasons with the Miami Dolphins and is responsible for the Thunder's overall strategy and tactics for all ticket sales, retention, database operations and business intelligence including season ticket sales, group ticket sales, executive suites and Club Level memberships.

Loft's sports career started with the NBA's Philadelphia 76ers, where he spent nine seasons, culminating as the director of ticket sales. After his stint with the NBA, Loft became one of the first employees with the NHL's expansion Nashville Predators, where his ticket sales team became the first NHL or NBA franchise to qualify for expansion by selling more than 12,000 season tickets before the NHL franchise was awarded to the city of Nashville. After five seasons in the NHL, Loft joined the NFL's Jacksonville Jaguars as executive director of ticket sales and marketing. Loft was chosen to be the Jaguars' sole attendee at the inaugural NFL Management Program at Stanford during the 2003 season, and his five years in Jacksonville were highlighted by the local oversight of the ticketing functions for Super Bowl XXXIX, which was played in Jacksonville in 2005. Loft then continued his NFL career with the Miami Dolphins, where he stayed until he joined the Thunder.

Prior to his career in sports, Loft received his undergraduate degree from Ball State University in Muncie, Indiana, and his master's degree from Temple University in Philadelphia. Loft currently lives in Edmond with his wife Cathy.

BUSINESS OPERATIONS



DAN MAHONEY VICE PRESIDENT, BROADCASTING AND CORPORATE COMMUNICATIONS

Dan Mahoney joined the Oklahoma City Thunder in August 2008. In his role of vice president of Broadcasting and Corporate Communications, he oversees the Thunder business public relations efforts, website (okcthunder.com), social media and broadcasting operations. He also serves as executive producer for OKCThunder Films.

Previously Mahoney worked as a public relations consultant for the Professional Basketball Club, LLC and the New Orleans Hornets. From 1995-2003 he was director of communications for Oklahoma Governor Frank Keating. He later worked with Gov. Keating as senior vice president of communications and public affairs at the American Council of Life Insurers in Washington, D.C.

As an independent public relations consultant, Mahoney helped coordinate public relations efforts for the Skirvin Hilton Hotel, a historic Oklahoma City landmark which reopened in 2007 after being closed for 18 years. He also assisted the Hornets during their relocation and two year stay in Oklahoma City from 2005-07. Mahoney has served on the boards of the Ronald McDonald House, Calm Waters and is a graduate of Class XVI of Leadership OKC.

As director of communications for Gov. Keating, Mahoney was responsible for public information coordination for the State of Oklahoma and the Governor's office. That included public information efforts during the 1995 bombing of the Murrah Federal Building in Oklahoma City. Following that tragedy, he consulted for businesses and other government agencies on crisis communications.

Mahoney spent 18 years in radio and television as a news director, news reporter and sportscaster in Richmond, Va.; Albuquerque, N.M.; and Oklahoma City. He is a native of Philadelphia and attended Virginia Commonwealth University and the University of New Mexico. He lives in Edmond and has two grown daughters, Danielle and Kieran.



KATY SEMTNER VICE PRESIDENT, HUMAN RESOURCES

Katy Semtner joined the Oklahoma City franchise in January 2003. She serves as the team's vice president of Human Resources. Semtner's responsibilities include oversight of payroll, benefits, employee relations, recruitment, selection, orientation, performance management, compensation, policy creation, employment-law compliance and employee development. She takes pride in the organization's people-centric culture. Semtner also provides oversight to the organization's highly regarded Guest Relations department.

Prior to joining the franchise, Semtner worked in human resources in the hospitality and nonprofit industries. She is certified as a Senior Professional in Human Resources and SHRMSCP. Semtner is a member of the Society for Human Resources Management, the Oklahoma City Human Resources Society, the Women's Executive Board and the Greater Oklahoma City Chamber Talent Council. The Seattle native is a graduate of the University of California at San Diego and an alumna of Leadership Oklahoma City.



BUSINESS OPERATIONS



WILL SYRING

VICE PRESIDENT, CORPORATE PARTNERSHIPS

Will Syring joined the Thunder in 2019 and leads the organization's business strategy to optimize sponsorship sales and brand activation. He and the Thunder's corporate partnerships team leverage the Thunder and NBA's global platform to elevate and optimize brand awareness for new and existing corporate partners. He also guides efforts to establish unique marketing and business opportunities for the Thunder, the Oklahoma City Blue and the Thunder Launchpad. The Thunder's diverse portfolio of corporate partners includes nearly 80 unique brands.

Syring joined the Thunder after five seasons with the Chicago Bulls where he served in various corporate partnership roles, including head of global sales. In Chicago, Syring guided a sales strategy in key markets to develop and secure innovative global partnerships in China, Poland, Germany, Mexico, Finland, and the Philippines. Utilizing a collaborative approach to partnership activation and sales, Syring and his team were consistently recognized by the NBA for account development, retention and new business growth.

Prior to joining the Bulls, Syring represented Learfield Sports at the University of Tulsa and Oregon State University. He was recognized for new business and existing account growth each year at the respective Learfield properties. He started his career near Melbourne, Australia working for the Kilsyth Cobras basketball team as an assistant business development manager in the team's front office.

Syring is a graduate of the University of Wisconsin-Eau Claire where he earned a bachelor's degree in business administration. He lives in Oklahoma City with his wife, Leslie (a native of Owasso, OK) their son Wilder and daughter, Layker.



HAKEEM ONAFOWOKAN

VICE PRESIDENT, CORPORATE LEGAL

Hakeem Onafowokan joined the Oklahoma City Thunder in May 2021. In his role as vice president of Corporate Legal, he advises on a broad range of corporate matters including intellectual property, and transactional and operational matters.

Prior to joining the Thunder, Hakeem served as Corporate Counsel for NASCAR. At NASCAR, Hakeem was responsible for a wide range of general corporate and competition legal matters in support of NASCAR, IMSA, ARCA and related properties. Prior to his career in sports, Hakeem was a staff attorney at the League of Minnesota Cities.

Originally from Minnesota, Hakeem is a graduate of the University of Minnesota and University of Minnesota Law School. He currently lives in Edmond with his fiancée, Tammy.





BUSINESS OPERATIONS STAFF



ADE AMUDA
MANAGER, EVENTS & ENTERTAINMENT,
DEVELOPMENT TEAM



SARAH AMYX
ASSISTANT CONTROLLER



BRANDON ANKNEY
HEAD OF BRAND IDENTITY



MADISON ARNOLD
PARTNERSHIP ACTIVATION
ACCOUNT MANAGER



SARAH BAILEY
MANAGER, SPECIAL PROJECTS
& EVENT PRESENTATION



BRAX BALL
INSIDE SALES REPRESENTATIVE



ESTEE BASKERVILLE
MARKETING COORDINATOR



MELISSA BASSETT
FACILITIES ASSISTANT



BECKY BAUMAN
MANAGER, TICKET OPERATIONS



ZACH BEEKER
TEAM PHOTOGRAPHER



CAYMEN BISHOP
INSIDE SALES REPRESENTATIVE



MATT BISHOP
WEBSITE & PUBLICATIONS
COORDINATOR



STACY BLOMSTROM
CONTROLLER



PETER BORAKS JR
MANAGER, FAN INTERACTION



MALCOLM BREMER
CORPORATE PARTNERSHIP
SALES



SCOTT BRINSON
SENIOR ACCOUNT MANAGER



DANI BROWN
MANAGER, CRM AND EMAIL
MARKETING



JIM BRYLEWSKI
DIRECTOR, DEVELOPMENT
TEAM BUSINESS OPERATIONS



KATE BURKETT
VIDEO PHOTOGRAPHER
/ EDITOR



ANN BUTLER
COMMUNITY ENGAGEMENT
OUTREACH COORDINATOR



AIMEE CANAVAN
DIRECTOR, HOSPITALITY



MARLA CARROLL
EXECUTIVE ASSISTANT TO THE
CHAIRMAN



JASE CHILCOAT
VIDEO PRODUCTION MANAGER



MATTHEW COCHRAN
INSIDE SALES REPRESENTATIVE



KYLE COFER
MANAGER, PREMIUM &
REGIONAL SALES



BRENT COFFMAN
MANAGER, SEASON TICKET
RETENTION



CANDACE COONROD
GAME PRESENTATION &
ENTERTAINMENT COORDINATOR



OLIVIA CRABTREE
FAN DEVELOPMENT
COORDINATOR



JOSEPH CRALL
FRONT-END DEVELOPER &
MANAGER OF DIGITAL PRODUCTS



ERIC DATE
EXECUTIVE PRODUCER &
DIRECTOR, TV GAME BROADCASTS



ALEX DAWSON
BROADCAST PRODUCTION LEAD



CATE DECKER
ACCOUNT EXECUTIVE,
G-LEAGUE SALES AND EVENTS



VI DIAZ
MULTIMEDIA SPECIALIST



JIMMY DO
WEBSITE & PUBLICATIONS
COORDINATOR



COLE DOUGLAS
ACCOUNT EXECUTIVE,
PREMIUM SALES



WILL EIDAM
MANAGER, CORPORATE
PARTNERSHIP STRATEGY



TIFF ELLISON
GUEST RELATIONS ASSISTANT



CASSIE ENRIQUEZ
SEASON TICKET ACCOUNT
MANAGER



KRISTY FACTOR
MANAGER, PREMIUM TICKET
OPERATIONS



JUSTIN FELLOWS
INSIDE SALES REPRESENTATIVE



MEAGAN FENNEL
SEASON TICKET ACCOUNT
MANAGER



LAURA FLINTON
SEASON TICKET ACCOUNT
MANAGER



BUSINESS OPERATIONS STAFF



MICAH FRYSLIE
GRAPHIC DESIGNER



KATIE FUELLING
MANAGER, GUEST RELATIONS



KELLY FULLER
IT SYSTEMS / CLOUD
ADMINISTRATOR



TREY GARNER
SEASON TICKET ACCOUNT
MANAGER



TAYLOR GARY
IT SUPPORT SPECIALIST



RICKY GRAHAM
OPERATIONS COORDINATOR,
THUNDER FELLOWS



CHRIS HAGNER
MANAGER, BUSINESS
INTELLIGENCE



SYDNEY HALE
PARTNERSHIP ACTIVATION
COORDINATOR



TRAVIS HERMAN
DIRECTOR, TICKET AND
PREMIUM SALES




SEAN HEUSEL
MANAGER, CORPORATE
PARTNERSHIP SALES



ERIN HILL
GRAPHIC DESIGNER



RYAN HOCK
ACCOUNT EXECUTIVE,
PREMIUM SALES



BRENNA HOLLEY
INSIDE SALES REPRESENTATIVE



BILL HOOKER
PRODUCER, MEDIA
PRODUCTION



JORDAN HORN
SENIOR PARTNERSHIP
ACTIVATION ACCOUNT MANAGER



AUSTIN HUNT
MANAGER, CORPORATE
PARTNERSHIP SALES



TRAVIS HYTCH
ACCOUNT EXECUTIVE,
G-LEAGUE SALES AND EVENTS



CEDRIC IKPO
EXECUTIVE DIRECTOR,
THUNDER FELLOWS



CHEY JONES
ACCOUNT EXECUTIVE,
PREMIUM SALES



DAVID JONES
MANAGER, BROADCAST &
TECHNICAL OPERATIONS



KRYSTAL JONES
SENIOR GRAPHIC DESIGNER



JUSTIN JORDAN
MANAGER, INSIDE SALES AND
DEVELOPMENT TEAM SALES



JOY JOSLIN
DIRECTOR, GUEST RELATIONS
& SAFETY



CHRIS KADE
ACCOUNT EXECUTIVE, SEASON
TICKET SALES



ZACH KARIS
MARKETING SERVICES
COORDINATOR



ASHLEY KARTER
REVENUE ACCOUNTANT



SYDNEY KING
INSIDE SALES REPRESENTATIVE



SARA LANKFORD
PARTNERSHIP SALES
COORDINATOR



CHRIS LAPIDUS
IT SYSTEMS / CLOUD
ADMINISTRATOR



JOHN LEACH
DIRECTOR, EVENTS &
ENTERTAINMENT



ERIN LEWIS
DIRECTOR, BRAND INFLUENCE
& IDENTITY



AMANDA LIGON
TICKET OPERATIONS
COORDINATOR



KATHERINE LOGAN
ACCOUNTS PAYABLE
SPECIALIST



KAYLEE LONSINGER
MANAGER, MARKETING
SERVICES



PATRICIA LOPEZ-MCFATRIDDLE
GUEST EXPERIENCE
COORDINATOR



KAYLAN LOWRIE
BUSINESS OPERATIONS
COORDINATOR



MAC MADDOX
MANAGER, GROUP & SEASON
TICKET SALES



MICHELLE MATTHEWS
MANAGER, FAN DEVELOPMENT



RON MATTHEWS
DIRECTOR, INTERACTIVE MEDIA
& PUBLICATIONS



GAYLE MAXWELL
DIRECTOR, CORPORATE
COMMUNICATIONS



CHAUNCEY MCCALL
DIRECTOR, SOCIAL MEDIA



STEVE MELTON
BROADCAST PRODUCER



BUSINESS OPERATIONS STAFF



LINDSAY MILKOWSKI
BUSINESS INTELLIGENCE
COORDINATOR



CALEB MILLER
GUEST RELATIONS ASSISTANT



RYLAN MILLER
HOSPITALITY ASSISTANT



BLAKE MOLINA
SEASON TICKET ACCOUNT
MANAGER



ALEX MORROW
ACCOUNT EXECUTIVE,
GROUP SALES



AMY NEFF
HR GENERALIST



TRISTAN NELSON
CORPORATE PARTNERSHIP
SALES



GRANT NICHOLLS
SOCIAL MEDIA COORDINATOR



BEN NOBLE
GUEST RELATIONS RESEARCH
COORDINATOR



ERIN OLDFIELD
DIRECTOR, COMMUNITY
ENGAGEMENT




CHELSEY OLSON
SEASON TICKET ACCOUNT
MANAGER



DESTIN ORTIZ
IT APPLICATIONS SPECIALIST



RYAN O'TOOLE
SENIOR CORPORATE
PARTNERSHIP SALES



TERAH PAGE
INSIDE SALES REPRESENTATIVE



PAULINA PANDURO
BENEFITS COORDINATOR



DAVIS PRUETT
LEAD MOTION GRAPHICS
ANIMATOR / EDITOR



JASON QUINTERO
SENIOR MANAGER, GAME
PRESENTATION & ENTERTAINMENT



VICTOR REN
DIGITAL DESIGNER



WILLIAM REYNOLDS
THUNDER MOBILE EXPERIENCE
COORDINATOR



SPENCER RHODES
MOTION GRAPHICS ANIMATOR
& EDITOR



TAYLOR RICHARDS
INSIDE SALES REPRESENTATIVE



CARLA ROOT
PAYROLL ADMINISTRATION
LEAD



MEGAN SALOMONE
DIRECTOR, CORPORATE
PARTNERSHIP ACTIVATION



SHARVIL SALVE
LEAD MOTION GRAPHICS
DESIGNER & VIDEOGRAPHER



LANIESA SHAFER
SENIOR PARTNERSHIP
ACTIVATION ACCOUNT MANAGER



JOSHUA SHOFFNER
MANAGER, INFORMATION
TECHNOLOGY



KENDALL SHOWERS
SEASON TICKET ACCOUNT
MANAGER



TANNER SIKES
YOUTH BASKETBALL
PROGRAMS COORDINATOR



DAVID SIMMONS
FACILITIES COORDINATOR



JORDAN SIMMONS
INSIDE SALES REPRESENTATIVE



KAITLIN SMITH
MEDIA STRATEGIST



CHRIS SORRELS
DIRECTOR, SEASON TICKET
RETENTION & PREMIUM SALES



JENNIFER SORRELS
OFFICE MANAGER & EXECUTIVE
ASSISTANT



RAYNA STEWART
MANAGER, SUITE SERVICES



JESSICA SUMMERS
MANAGER, COURTSIDE
SERVICES



ALEX SURETTE
PARTNERSHIP STRATEGY
COORDINATOR



JOHN SUTER
INSIDE SALES REPRESENTATIVE



KAMERON TURNER
EVENT PRESENTATION
COORDINATOR



MATTHEW WELLS
DIRECTOR, BROADCAST
PRODUCTION



RACHAEL WHEAT
GRAPHIC DESIGNER



KELI WHITE
PARTNERSHIP ACTIVATION
ACCOUNT MANAGER



LAKENA WHITLEY
PROGRAMS MANAGER,
THUNDER FELLOWS

BUSINESS OPERATIONS STAFF



KATRINA WILEY
DIRECTOR, HUMAN RESOURCES



MEGAN WILKINSON
EVENTS & ENTERTAINMENT
ADMINISTRATIVE ASSISTANT



DEBBIE WILLIAMS
COMMUNITY ENGAGEMENT
PROGRAMS MANAGER



JENNY YOUNG
ACCOUNT EXECUTIVE SEASON
TICKET SALES



MICHAEL ZUBACH
BROADCAST CREATIVE LEAD



2021-22 THUNDER BASKETBALL OPERATIONS

Chairman..... Clayton I. Bennett

BASKETBALL OPERATIONS

Executive Vice President & General Manager Sam Presti
 Vice President of Basketball Operations Will Dawkins
 Vice President of Basketball Operations Rob Hennigan
 Chief of Staff Glenn Wong
 Special Assistant to the Executive Vice President & General Manager Nick Collison
 Basketball Administration Coordinator Obi Okolie

INSIGHT & FORESIGHT

Vice President of Strategy and Analysis Jesse Gould
 Vice President / Team Counsel & Strategic Alignment Amanda Green
 Vice President of Strategy and Design Wynn Sullivan

INFORMATION MANAGEMENT & COUNSEL

Senior Information Management & Counsel Lead Joe Connaughton

STRATEGIC PLANNING

Strategic Planning Analyst Bailey Joseph
 Strategic Planning Analyst James Kopanidis
 Strategic Planning Analyst Ezra Van Negri
 Strategic Planning Analyst Zoe Vernon

DATA SCIENCE & SOLUTIONS

Director of Data Solutions Thomas Van de Houten
 Data Science & Solutions Scientist Ryan Shea
 Data Science & Solutions Software Developer Boon Palipatana
 Data Solutions Software Engineer Kapil Kashyap

PRO EVALUATION

Director of Pro Player Personnel Brandon Barnett
 General Manager of the OKC Blue / Pro Evaluation Scout Nazr Mohammed
 Pro Evaluation Scout Sebastian Pruitt
 Pro Evaluation Scout Brendan Rooney

PLAYER DEVELOPMENT

Director of Player Development Greg Flood

IDENTIFICATION & INTELLIGENCE

AMATEUR EVALUATION

Senior Amateur Evaluation Scout Ryan Lambert
 Senior Amateur Evaluation Scout Brandon Miller
 Amateur Evaluation Scout Massimo Biasin
 Amateur Evaluation Scout Corey Evans
 Amateur Evaluation Scout Hank Smith

LOGISTICS & ENGAGEMENT

Vice President of Logistics & Engagement Marc St. Yves

LOGISTICS & FACILITY OPERATIONS

Director of ION Operations Johnny Shults
 Director of Logistics Wilson Taylor
 Travel & Logistics Coordinator Chris Condit
 Logistics Coordinator Caleb Meyers
 Travel Coordinator Judy Grumblatt

2021-22 THUNDER BASKETBALL OPERATIONS



SECURITY

Director of Security Paul Huggins

BASKETBALL COMMUNICATIONS & ENGAGEMENT

Vice President of Basketball Communications & Engagement Matt Tumbleson

BASKETBALL COMMUNICATIONS

Senior Basketball Communications Lead John Read
 Basketball Communications Content Lead Royce Young
 Basketball Communications Coordinator Laila Wani
 Basketball Communications Coordinator Heather Ward

COMMUNITY & LIFESTYLE SERVICES

Senior Director of Community & Lifestyle Services Ayana Lawson

EXPERIENCE DESIGN

Executive Director of Experience Design Ann Smith

HUMAN & PLAYER PERFORMANCE

Vice President of Human & Player Performance Donald Strack, DPT, OCS, FAAOMPT, ATC

PHYSICAL SCIENCE

Director of Performance Research and Development Blake McLean, Ph.D., ASpS, CSCS
 Director of Athletic Performance and Rehabilitation Andrew Paul, DPT, M.Ed., CSCS
 Performance Scientist Jennifer Strickler, M.S., ASpS, ATC
 Physical Therapist & Athletic Trainer Vanessa Brooks, DPT, ATC, CSCS, NREMT
 Athletic Trainer Tony Katzenmeier, M.S., ATC
 Physical Therapist Taylor Randle, PT, DPT, FAAOMPT, CSCS
 Physical Therapist & Athletic Trainer Rachel Cutts, DPT, ATC, RD, OCS, SCS, FAAOMPT, CSCS
 Athletic Performance Coach Kevin Hyde, M.S., CSCS
 Athletic Performance Coach Christopher Hart, DPT, SCS, CSCS

BASKETBALL & TEAM PERFORMANCE

Head Coach Mark Daigneault

THUNDER COACHING

Assistant Coach David Akinyooye
 Assistant Coach Dave Bliss
 Assistant Coach Mike Wilks
 Assistant Coach Kameron Woods
 Player Development Coach Zach Peterson
 Player Development Coach Eric Maynor
 Assistant Coach for Program Development Connor Johnson

PERFORMANCE ANALYSIS

Performance Analyst Eric Monroe
 Performance Analyst Darnell Foreman
 Performance Analyst Seth Jackson
 Performance Analyst DeVon Walker
 Opposition Scout Will Chapman

BLUE COACHING

Head Coach of the OKC Blue Grant Gibbs
 Assistant Coach of the OKC Blue Daniel Brady
 Assistant Coach of the OKC Blue Samuel Newman-Beck



2021-22 THUNDER BASKETBALL OPERATIONS

BUSINESS OFFICE

EXECUTIVE TEAM

Executive Vice President, Chief Administrative Officer	Danny Barth
Senior Vice President, Sales and Marketing	Brian Byrnes
Vice President, Community Engagement	Christine Berney
Vice President, Technology	Tyler Lane
Vice President, Ticket Sales, Retention & Business Intelligence	Scott Loft
Vice President, Broadcasting & Corporate Communications	Dan Mahoney
Vice President, Corporate Legal	Hakeem Onafowokan
Vice President, Human Resources	Katy Semtner
Vice President, Corporate Partnerships	Will Syring

ADMINISTRATION

Office Manager & Executive Assistant	Jennifer Sorrels
Executive Assistant to the Chairman	Marla Carroll
Facilities Coordinator	David Simmons
Facilities Assistant	Melissa Bassett

BROADCASTING

Television Play-By-Play Announcer	Chris Fisher
Broadcast Analyst	Michael Cage
Broadcast Reporter and Digital Editor	Nick Gallo
Broadcast and Digital Reporter	Paris Lawson
Radio Play-By-Play Announcer	Matt Pinto
Executive Producer and Director, Television Game Broadcasts	Eric Date
Broadcast Producer	Steve Melton
Director, Broadcast Production	Matthew Wells
Manager, Broadcast & Technical Operations	David Jones
Broadcast Production Lead	Alex Dawson
Broadcast Creative Lead	Michael Zubach
Multi-Media Specialist	Virdiana Diaz
Video Photographer / Editor	Kate Burkett, Darren Misiak

BUSINESS INTELLIGENCE

Manager, CRM and Email Marketing	Danielle Brown
Manager, Business Intelligence	Chris Hagner
Business Intelligence Coordinator	Lindsay Milkowski

COMMUNITY ENGAGEMENT

Director, Community Engagement	Erin Oldfield
Community Engagement Manager, Events and Outreach	Jennifer Watson
Community Engagement Programs Manager	Debbie Williams
Community Engagement Outreach Coordinator	Ann Butler

CORPORATE COMMUNICATIONS

Director, Corporate Communications	Gayle Maxwell
--	---------------

CORPORATE PARTNERSHIPS

Manager, Corporate Partnership Sales	Sean Heusel
Senior Corporate Partnership Sales	Ryan O'Toole
Corporate Partnership Sales	Malcolm Bremer, Austin Hunt, Tristan Nelson
Partnership Sales Coordinator	Sara Lankford
Manager, Corporate Partnership Strategy	Will Eidam
Partnership Strategy Coordinator	Alex Surette
Director, Corporate Partnership Activation	Megan Salomone
Senior Partnership Activation Account Manager	Jordan Horn, Laniesha Shafer
Partnership Activation Account Manager	Madison Arnold, Keli White
Partnership Activation Coordinator	Sydney Hale

DEVELOPMENT TEAM

Director, Development Team Business Operations	Jim Brylewski
Manager, Events & Entertainment, Development Team	Ade Amuda
Business Operations Coordinator, Development Team	Kaylan Lowrie

EVENTS & ENTERTAINMENT

Director, Events & Entertainment	John Leach
Senior Manager, Game Presentation & Entertainment	Jason Quintero
Manager, Fan Interaction	Peter Boraks
Game Presentation & Entertainment Coordinator	Candace Coonrod
Manager, Special Projects and Event Presentation	Sarah Bailey
Event Presentation Coordinator	Kameron Turner
Mobile Experience Coordinator	William Reynolds
Events & Entertainment Administrative Assistant	Megan Wilkinson
Producer, Media Production	Bill Hooker
Video Production Manager	Jase Chilcoat
Lead Motion Graphics Designer & Videographer	Sharvil Salve
Lead Motion Graphics Animator & Editor	Davis Pruett
Motion Graphics Animator & Editor	Spencer Rhodes

FINANCE

Controller	Stacy Blomstrom
Assistant Controller	Sarah Amyx
Revenue Accountant	Ashley Karther
Accounts Payable Specialist	Katherine Logan



2021-22 THUNDER BASKETBALL OPERATIONS

GUEST RELATIONS

Director, Guest Relations and Safety	Joy Joslin
Manager, Guest Relations	Katie Fuelling
Guest Experience Coordinator	Patricia Lopez-McFatrige
Guest Relations Training & Development Coordinator	Brandi Williams
Guest Relations Research Coordinator	Ben Noble
Guest Relations Assistant	Tiffanee Ellison, Caleb Miller

HOSPITALITY

Director, Corporate Hospitality	Aimee Canavan
Corporate Hospitality Assistant	Rylan Miller

HUMAN RESOURCES

Director, Human Resources	Katrina Wiley
Payroll Administration Lead	Carla Root
HR Generalist	Amy Neff
Benefits Coordinator	Paulina Panduro

INFORMATION TECHNOLOGY

Manager, Information Technology	Joshua Shoffner
IT Systems/Cloud Administrator	Kelly Fuller, Chris Lapidus
IT Support Specialist	Taylor Gary
IT Applications Specialist	Destin Ortiz

INTERACTIVE MEDIA & PUBLICATIONS

Director, Interactive Media & Publications	Ron Matthews
Front-End Developer & Manager of Digital Products	Joseph Crall
Websites & Publications Coordinator	Matt Bishop, Jimmy Do
Team Photographer	Zachary Beeker

MARKETING & BRAND EXPRESSION

Director, Brand Influence & Identity	Erin Lewis
Manager, Marketing Services	Kaylee Lonsinger
Marketing Services Coordinator	Zach Karis
Media Strategist	Kaitlin Smith
Marketing Coordinator	Estep Baskerville
Manager, Fan Development	Michelle Matthews
Fan Development Coordinator	Olivia Crabtree
Youth Basketball Programs Coordinator	Tanner Sikes
Head of Brand Identity	Brandon Ankney
Senior Graphic Designer	Krystal Jones
Graphic Designer	Micah Frysle, Erin Hill, Rachael Wheat
Digital Designer	Victor Ren

MEMBER SERVICES

Director, Season Ticket Retention & Premium Account Services	Chris Sorrels
Manager, Season Ticket Retention	Brent Coffman
Manager, Courtside Services	Jessica Summers
Manager, Suite Services	Rayna Stewart
Senior Account Manager	Scott Brinson
Season Ticket Account Manager	Cassie Enriquez, Meagan Fennell, Laura Flinton, Trey Garner, Blake Molina, Chelsey Olson, Kendall Showers, Taylor Turner

PREMIUM SALES

Manager, Premium & Regional Sales	Kyle Cofer
Account Executive, Premium Sales	Cole Douglas, Ryan Hock, Cheyenne Jones

SOCIAL MEDIA

Director, Social Media	Chauncey McCall
Manager, Social Media	Coby Van Loan
Social Media Coordinator	Grant Nicholls

TICKET OPERATIONS

Manager, Ticket Operations	Becky Bauman
Manager, Premium Ticket Operations	Kristy Factor

TICKET SALES

Director, Ticket and Premium Sales	Travis Herman
Manager, Group & Season Ticket Sales	Mac Maddox
Account Executive, Season Ticket Sales	Chris Kade, Jennifer Young
Account Executive, Group Sales	Brax Ball, Alex Morrow, Terah Page, Taylor Richards, Melissa Vara
Group Events & Ticket Sales Coordinator	Amanda Ligon
Manager, Inside Sales and Development Team Sales	Justin Jordan
Account Executive, G Leagues Sales and Events	Cate Decker, Travis Hytche
Inside Sales Representative	Caymen Bishop, Matthew Cochran, Justin Fellows, Brenna Holley, Sydney King, Jordan Simmons, John Suter

THUNDER FELLOWS

Executive Director	Cedric Ikpo
Programs Manager	LaKena Whitley
Operations Coordinator	Ricky Graham

2020-21 REGULAR SEASON REVIEW

2020-21 REGULAR SEASON STATISTICS



2020-21 FINAL STATISTICS (22-50)

PLAYER	G	GS	-FIELD GOALS-					-3-POINT FG-			-FREE THROWS-			--REBOUNDS--									
			MIN	FG	FGA	PCT	FG	FGA	PCT	FT	FTA	PCT	OFF	DEF	TOT	AST	PF	DQ	STL	TO	BLK	PTS	AVG
Gilgeous-Alexand	35	35	1180	267	565	.508	71	170	.418	185	229	.808	19	147	166	207	70	0	27	106	23	630	23.7
Horford	28	28	782	162	360	.450	56	152	.368	18	22	.818	29	159	188	94	48	0	25	29	26	398	14.2
Dort	52	52	1543	247	639	.387	113	329	.343	122	164	.744	38	151	189	88	134	0	45	79	19	729	14.0
Bazley	55	55	1714	273	690	.396	83	286	.290	125	178	.702	51	345	396	99	60	0	29	122	25	754	13.7
Diallo	32	5	761	143	297	.481	12	41	.293	83	132	.629	37	128	165	77	83	1	31	49	12	381	11.9
Hill	14	14	369	61	120	.508	22	57	.386	21	25	.840	8	21	29	43	12	0	12	12	2	165	11.8
Jerome	33	3	788	128	287	.446	71	168	.423	26	34	.765	10	81	91	120	61	0	20	47	6	353	10.7
Maledon	65	49	1778	226	614	.368	105	313	.335	101	135	.748	25	186	211	227	126	56	141	11	10.1	33	
Muscala	35	0	645	119	267	.446	68	184	.370	33	36	.917	19	113	132	28	54	0	8	21	11	339	9.7
Roby	61	34	1425	207	429	.483	32	109	.294	87	117	.744	89	252	341	107	162	4	52	113	37	533	8.7
M. Brown	43	32	920	146	268	.545	0	0	---	78	126	.619	154	229	383	10	93	2	31	43	47	370	8.6
Mykhailiuk (TOT)	66	14	1324	208	506	.411	105	314	.334	38	50	.760	24	139	163	110	63	0	51	88	12	559	8.5
Mykhailiuk (OKC)	30	9	690	124	283	.438	48	143	.336	14	20	.700	13	76	89	53	30	0	24	49	6	310	10.3
Deck	10	0	212	32	67	.478	2	15	.133	18	22	.818	16	24	40	24	9	0	8	6	0	84	8.4
Pokusevski	45	28	1090	139	408	.341	58	207	.280	31	42	.738	30	182	212	97	58	0	20	99	42	367	8.2
Williams	66	13	1426	219	411	.533	52	117	.444	36	63	.571	84	189	273	152	143	0	55	76	17	526	8.0
Jackson	33	3	544	86	212	.406	34	111	.306	30	35	.857	14	57	71	51	31	0	15	31	2	236	7.2
Bradley (TOT)	42	8	684	131	197	.665	0	3	.000	38	55	.691	85	154	239	37	61	0	15	33	30	300	7.1
Bradley (OKC)	22	0	397	80	122	.656	0	2	.000	31	44	.705	46	89	135	20	33	0	9	27	17	191	8.7
Hoard	19	0	320	44	88	.500	0	11	.000	28	41	.683	21	44	65	24	19	0	13	17	5	116	6.1
C. Brown	9	0	152	13	43	.302	4	21	.190	5	10	.500	3	14	17	9	19	0	4	6	4	44	4.4
Hall	21	1	336	30	99	.303	4	37	.108	22	44	.500	6	53	59	28	37	0	4	25	1	86	4.1
Miller	18	0	197	22	48	.458	17	42	.405	12	12	1.000	2	22	24	21	13	0	13	8	5	73	4.1
Leonard (TOT)	3	2	29	3	7	.429	3	7	.429	1	2	.500	0	7	7	2	5	0	0	2	0	10	3.3
Robinson	9	0	88	7	21	.333	4	14	.286	3	5	.600	1	6	7	9	10	0	3	2	0	21	2.3
THUNDER	72	-	17355	2795	6338	.441	857	2529	.339	1113	1536	.725	715	2568	3283	1588	1305	7	504	1162	316	7560	105.0
OPPONENTS	72	-	17355	3123	6603	.473	978	2688	.364	1102	1426	.773	729	2663	3392	1856	1336	3	647	942	378	8326	115.6

2020-21 FINAL HOME GAME STATISTICS (10-26)

PLAYER	G	GS	MIN	FG	FGA	PCT	FG	FGA	PCT	FT	FTA	PCT	OFF	DEF	TOT	AST	PF	DQ	STL	TO	BLK	PTS	AVG
Gilgeous-Alexand	15	15	499	128	230	.557	31	72	.431	79	95	.832	8	63	71	78	32	0	10	47	8	366	24.4
Horford	14	14	384	87	178	.489	29	71	.408	10	11	.909	17	73	90	57	21	0	11	16	12	213	15.2
Bazley	25	25	771	124	310	.400	34	120	.283	50	75	.667	30	143	173	47	30	0	17	60	11	332	13.3
Dort	25	25	721	109	301	.362	56	163	.344	56	76	.737	16	83	99	44	51	0	22	40	7	330	13.2
Maledon	33	27	1233	123	332	.370	56	166	.337	60	82	.732	12	91	103	126	62	0	29	74	9	362	11.0
Diallo	15	2	342	59	131	.450	6	19	.316	34	47	.723	14	58	72	38	35	0	14	27	5	158	10.5
Hill	5	5	132	18	43	.419	2	16	.125	14	17	.824	4	10	14	18	4	0	3	4	0	52	10.4
Deck	6	0	118	23	43	.535	2	9	.222	13	16	.813	11	17	28	14	5	0	3	5	0	61	10.2
Jerome	17	1	412	63	148	.426	30	81	.370	14	18	.778	5	45	50	66	31	0	9	26	5	170	10.0
M. Brown	23	16	502	90	153	.588	0	0	---	41	67	.612	81	129	210	8	47	1	16	21	27	221	9.6
Pokusevski	23	15	572	82	222	.369	32	106	.302	24	28	.857	18	99	117	46	33	0	8	54	21	220	9.6
Muscala	18	0	327	59	126	.468	35	83	.422	19	20	.950	12	57	69	13	27	0	2	10	5	172	9.6
Mykhailiuk (TOT)	30	7	582	104	233	.446	51	142	.359	27	33	.818	9	50	59	40	23	0	18	31	7	286	9.5
Mykhailiuk (OKC)	15	6	354	68	148	.459	29	78	.372	9	11	.818	6	33	39	26	12	0	8	20	3	174	11.6
Roby	30	16	711	113	225	.502	15	52	.288	42	62	.677	44	132	176	54	75	2	28	61	21	283	9.4
Williams	32	8	701	109	202	.540	24	57	.421	15	32	.469	32	93	125	72	69	0	23	35	7	257	8.0
Bradley (TOT)	21	4	328	64	95	.674	0	1	.000	18	30	.600	44	82	126	24	28	0	7	20	16	146	7.0
Bradley (OKC)	12	0	210	44	68	.647	0	0	---	15	26	.577	30	52	82	15	17	0	4	16	13	103	8.6
Hoard	10	0	191	26	55	.473	0	7	.000	17	24	.708	11	22	33	11	9	0	7	13	4	69	6.9
Jackson	17	3	301	43	117	.368	19	61	.311	10	12	.833	8	29	37	29	13	0	6	16	1	115	6.8
C. Brown	4	1	89	7	27	.259	2	13	.154	7	8	.875	3	11	14	4	10	0	1	4	2	23	5.8
Hall	13	1	200	23	65	.354	4	24	.167	16	34	.471	5	34	39	16	18	0	2	15	1	66	5.1
Miller	9	0	102	14	23	.609	11	20	.550	6	6	1.000	0	12	12	13	5	0	7	3	2	45	5.0
Leonard (TOT)	2	2	22	3	6	.500	3	6	.500	0	0	---	0	3	3	1	5	0	0	1	0	9	4.5
Robinson	6	0	71	7	17	.412	4	12	.333	3	5	.600	1	5	6	8	6	0	2	1	0	21	3.5
TEAM	36	-	8665	1419	3164	.448	421	1230	.342	554	770	.719	368	1291	1659	803	612	3	232	592	164	3813	105.9
OPPONENTS	36	-	8665	1607	3354	.479	511	1345	.380	522	677	.771	380	1303	1683	944	670	1	326	443	199	4247	118.0

2020-21 FINAL ROAD GAME STATISTICS (12-24)

PLAYER	G	GS	-FIELD GOALS-						-3-POINT FG-			-FREE THROWS-			--REBOUNDS--				AST	PF	DQ	STL	TO	BLK	PTS	AVG	
			FG	MIN	FG	FGA	PCT	FG	FGA	PCT	FT	FTA	PCT	OFF	DEF	TOT											
Gilgeous-Alexand	20	20	680	159	335	.475	40	98	.408	106	134	.791	11	84	95	129	38	0	17	59	15	464	23.2	15	399	14.8	
Dort	27	27	822	138	338	.408	57	166	.343	66	88	.750	22	68	90	44	83	0	23	39	12	399	14.8	12	364	13.5	
Bazley	30	30	943	149	380	.392	49	166	.295	75	103	.728	21	202	223	52	30	0	12	62	14	422	14.1	14	422	14.1	
Horford	14	14	398	75	182	.412	27	61	.333	8	11	.727	12	86	98	37	27	0	14	13	14	185	13.2	14	185	13.2	
Diallo	17	3	419	84	166	.506	6	22	.273	49	85	.576	23	70	93	39	48	1	17	22	7	223	13.1	7	223	13.1	
Hill	9	9	237	43	77	.558	20	41	.488	7	8	.875	4	11	15	25	8	0	9	8	2	113	12.6	2	113	12.6	
Jerome	16	0	376	65	139	.468	41	87	.471	12	16	.750	5	36	41	54	30	0	11	21	1	183	11.4	1	183	11.4	
Muscala	17	0	319	60	141	.426	33	101	.327	14	16	.875	7	56	63	15	27	0	6	11	6	167	9.8	6	167	9.8	
Maledon	32	22	825	103	282	.365	49	147	.333	41	53	.774	13	95	108	101	64	0	27	67	2	296	9.3	2	296	9.3	
Roby	18	7	714	94	204	.461	17	57	.298	45	55	.818	17	89	106	53	67	16	24	52	16	250	8.1	16	250	8.1	
Williams	34	5	725	110	239	.586	28	60	.467	21	31	.677	52	96	148	80	4	32	41	0	263	7.7	32	263	7.7		
Mykhailiuk (TOT)	36	7	743	104	273	.381	54	172	.314	11	17	.647	15	89	104	70	40	0	33	57	5	279	7.7	5	279	7.7	
Mykhailiuk (OKC)	15	3	336	56	135	.415	19	65	.292	9	5	.556	7	50	50	22	18	0	16	29	3	136	9.1	3	136	9.1	
Jackson	16	0	243	43	95	.453	15	50	.300	20	23	.870	6	28	34	27	18	1	9	15	1	121	7.6	1	121	7.6	
Al Brown	16	0	418	56	147	.381	0	0	.000	7	27	.259	13	103	113	2	46	0	22	20	4	148	9.3	4	148	9.3	
Bradley (TOT)	21	4	356	67	102	.657	0	2	.000	20	25	.800	41	72	113	13	33	0	8	13	14	154	7.3	14	154	7.3	
Bradley (OKC)	10	0	186	36	54	.667	0	2	.000	16	18	.889	16	37	53	5	16	0	5	11	4	88	8.8	8	88	8.8	
Pokusevski	22	13	518	57	186	.306	26	101	.257	7	16	.438	12	83	95	51	25	0	12	45	1	247	11.2	1	247	11.2	
Deck	4	0	94	9	24	.375	0	6	.000	5	6	.833	5	7	12	10	4	0	5	1	0	13	5.8	0	13	5.8	
Hoard	9	0	128	19	44	.432	4	9	.444	11	17	.647	22	32	54	13	10	0	6	12	0	47	5.2	0	47	5.2	
C. Brown	5	0	63	6	16	.375	3	8	.375	2	2	1.000	0	3	3	5	9	0	3	2	0	17	3.4	0	17	3.4	
Miller	9	0	95	8	25	.320	6	22	.273	6	6	1.000	2	10	12	8	8	0	6	5	3	28	3.1	3	28	3.1	
Hall	8	0	136	7	34	.206	0	1	.000	6	10	.600	1	19	20	12	19	0	2	10	0	20	2.5	0	20	2.5	
Leonard (TOT)	1	0	8	0	1	.000	0	1	.000	1	2	.500	0	4	4	1	4	0	0	1	0	0	1	1.0	0	1	1.0
Robinson	3	0	0	0	0	.000	0	2	.000	0	0	.000	0	2	1	1	4	0	0	0	0	0	0	0.0	0	0	0.0
OPPONENTS	36	-	8690	1376	3174	.434	436	1299	.336	559	766	.730	347	1277	1624	785	693	4	272	570	152	3747	104.1	152	3747	104.1	
	36	-	8690	1516	3429	.467	467	1343	.348	580	749	.749	374	1360	1709	912	666	2	321	499	179	4079	113.3	179	4079	113.3	



2020-21 MISCELLANEOUS STATISTICS

THUNDER VS. THE NBA IN 2020-21

	RECORD	HOME	ROAD	OT
OVERALL	22-50	10-26	12-24	1-2
Atlantic	4-6	1-4	3-2	
Central	3-7	2-3	1-4	1-0
Southeast	3-7	1-4	2-3	
EASTERN	10-20	4-11	6-9	1-0
Southwest	7-8	4-6	3-2	
Northwest	3-9	1-5	2-4	
Pacific	2-13	1-4	1-9	0-2
WESTERN	12-30	6-15	6-15	0-2

TEAM WINNING AND LOSING STREAKS

TEAM WINNING & LOSING STREAKS:

OVERALL	HOME	ROAD
Win - 1	Win - 1	Loss -4
Long: Win - 3	Win - 2	Win - 3
Loss - 14	Loss - 11	Loss -8

Last: Win -05/16 vsLAC 117-112 Win -05/16 vsLAC 117-112 Win -04/27 @ BOS 119-115
 Loss-05/14 vsUTA 93-109 Loss-05/14 vsUTA 93-109 Loss-05/11 @ SAC 106-122

	WON	LOST	OFFENSE	VsOPP	HOME ATTENDANCE
Nov.	100+	22-28	If Opp W/L to date:	36	Games
Dec.	1	3	100<	0-22	.500+ 14-30 Total
Jan.	7	7	Defense .500-	8-20	0 Average
Feb.	6	10	100+ 17-47	0	High
Mar.	6	7	100<	5-3	0 Sellouts
Apr.	1	15			

THUNDER MARGINS OF VICTORY/DEFEAT

After 72 games last season: W 44 L 28

MARGINS	1	2	3	4	5	6	7	8	9	10	11	12	13	14	15	16	17	18	19	20	21	22	23
Won By:	1	4	2	1	4	1	1	3	1	1	1	1	1										
Lost By:	2	1	2	1	3	1	1	3	2	3	1	1	3	2	1	1	1	3	2	1			
	24	25	26	27	28	29	30	31	32	33	34	35	36	37	38	39	40	41	42	43	44	45	46+

Won By: 2 1 2 1 2 1 1 1 1 1 2
 Lost By:

At Start Of:	OVERALL	HOME	ROAD	FG%	OVERALL	HOME	ROAD
2nd- Ahead:	11-13	5-4	6-9	-44%	6-34	2-16	4-18
-Behind:	10-33	4-20	6-13	45-49%	9-15	4-9	5-6
-Tied:	1-4	1-2	0-2	50-54%	6-1	3-1	3-0
3rd- Ahead :	13-10	6-5	7-5	55-59%	1-0	1-0	0-0
-Behind:	8-39	4-21	4-18	+60%	0-0	0-0	0-0
-Tied:	1-1	0-0	1-1				
4th- Ahead:	15-5	5-2	10-3				
-Behind:	5-45	4-24	1-21				
-Tied:	2-0	1-0	1-0	1-0			

2020-21 GAME-BY-GAME RESULTS



Date	Opponent	Team/Opp	Home	Road	Total	High Scoring	High Rebounds	High Assists	Opponent Scoring.
Dec 26	@Charlotte	W 109-107	0-0	1-0	1-0	Gilgeous-Alexand-2	Horford-13	Gilgeous-Alexand-9	Rozier-19
Dec 28	UTAH	L 109-110	0-1	1-0	1-1	Dort-26	Bazley-11	Gilgeous-Alexand-7	Bogdanovic-23
Dec 29	ORLANDO	L 107-118	0-2	1-0	1-2	Gilgeous-Alexand-2	Diallo-8	Gilgeous-Alexand-7	Vucevic-28
Dec 31	NEW ORLEANS	L 80-113	0-3	1-0	1-3	Horford-17	Horford-Roby-6	Hill-Gilgeous-Alexand-Pokusevski-4	Ingram-20
Jan 2	@Orlando	W108-99	0-3	2-0	2-3	Bazley-19	Bazley-12	Gilgeous-Alexand-7	Vucevic-30
Jan 4	@Miami	L 90-118	0-3	2-1	2-4	Gilgeous-Alexand-1	Bazley-8	Gilgeous-Alexand-4	Adebayo-20
Jan 6	@New Orleans	W111-110	0-3	3-1	3-4	Gilgeous-Alexand-2	Bazley-12	Gilgeous-Alexand-9	Williamson-29
Jan 8	@New York	W101-89	0-3	4-1	4-4	Gilgeous-Alexand-2	Diallo-11	Gilgeous-Alexand-Alexand-7	Barrett-19
Jan 10	@Brooklyn	W129-116	0-3	5-1	5-4	Gilgeous-Alexand-3	Horford-Gilgeous-Alexand-6	Gilgeous-Alexand-7	Durant-36
Jan 12	SAN ANTONIO	L102-112	0-4	5-1	5-5	Gilgeous-Alexand-2	Gilgeous-Alexand-9	Hill-5	Walker-24
Jan 13	L.A. LAKERS	L 99-128	0-5	5-1	5-6	Gilgeous-Alexand-1	Roby-9	Maledon-Williams-Roby-4	James-26
Jan 15	CHICAGO	W127-125(OT)1-5	5-1	6-6	6-6	Gilgeous-Alexand-3	Dort-8	Gilgeous-Alexand-1	LaVine-35
Jan 19	@Denver	L101-119	1-5	5-2	6-7	Dort-20	Roby-9	Gilgeous-Alexand-7	Jokic-27
Jan 22	@L.A. Clipper	L106-120	1-5	5-3	6-8	Gilgeous-Alexand-3	Maledon-Hill-5	Gilgeous-Alexand-8	Leonard-31
Jan 24	@L.A. Clipper	L100-108	1-5	5-4	6-9	Gilgeous-Alexand-2	Bazley-11	Gilgeous-Alexand-7	Leonard-34
Jan 25	@Portland	W125-122	1-5	6-4	7-9	Gilgeous-Alexand-2	Gilgeous-Alexand-9	Gilgeous-Alexand-6	Simons-Lillard-26
Jan 27	@Phoenix	W102-97	1-5	7-4	8-9	Horford-21	Horford-11	Gilgeous-Alexand-8	Paul-Gilgeous-Alexand-32
Jan 29	BROOKLYN	L125-147	1-6	7-4	8-10	Maledon-24	Horford-6	Gilgeous-Alexand-5	Iring-Harden-25
Feb 1	HOUSTON	L106-136	1-7	7-4	8-11	Gilgeous-Alexand-1	Horford-7	Gilgeous-Alexand-5	Gordon-25
Feb 3	HOUSTON	W104-87	2-7	7-4	9-11	Williams-19	Bazley-12	Maledon-4	Gordon-22
Feb 5	MINNESOTA	L103-106	2-8	7-4	9-12	Horford-26	Bazley-10	Diallo-10	Beasley-24
Feb 6	MINNESOTA	W120-118	3-8	7-4	10-12	Gilgeous-Alexand-3	Gilgeous-Alexand-Williams-9	Gilgeous-Alexand-7	Reid-29
Feb 8	@L.A. Lakers	L112-119(OT)3-8	7-5	10-13	10-13	Gilgeous-Alexand-2	Bazley-16	Gilgeous-Alexand-1	James-28
Feb 10	@L.A. Lakers	L113-114(OT)3-8	7-6	10-14	10-14	Horford-25	Diallo-13	Horford-8	James-25
Feb 12	@Denver	L 95-97	3-8	7-7	10-15	Jackson-20	Williams-11	Williams-9	Jokic-Murray-22
Feb 14	MILWAUKEE	W114-109	4-8	7-7	11-15	Jackson-22	Diallo-13	Horford-9	G. Antetokounmpo-2
Feb 16	PORTLAND	L104-115	4-9	7-7	11-16	Dort-23	Roby-10	Bazley-6	Lillard-31
Feb 17	@Memphis	L113-122	4-9	7-8	11-17	Gilgeous-Alexand-2	Roby-8	Gilgeous-Alexand-6	Allen-Valanciunas-22
Feb 19	@Milwaukee	L 85-98	4-9	7-9	11-18	Dort-17	Muscala-Roby-7	Gilgeous-Alexand-5	G. Antetokounmpo-2
Feb 21	@Cleveland	W117-101	4-9	8-9	12-18	Gilgeous-Alexand-3	Horford-8	Gilgeous-Alexand-9	Sexton-27
Feb 22	MIAMI	L 94-108	4-10	8-9	12-19	Gilgeous-Alexand-2	Dort-Williams-7	Maledon-Gilgeous-Alexand-5	Robinson-22
Feb 24	SAN ANTONIO	W102-99	5-10	8-9	13-19	Gilgeous-Alexand-4	Bazley-10	Horford-7	Murray-27
Feb 26	ATLANTA	W118-109	6-10	8-9	14-19	Gilgeous-Alexand-2	Bazley-12	Maledon-12	Collins-25
Feb 27	DENVER	L 96-126	6-11	8-9	14-20	Bazley-22	Roby-9	Roby-7	Murray-26
Mar 3	@Dallas	L 78-87	6-11	8-10	14-21	Gilgeous-Alexand-1	Bazley-10	Gilgeous-Alexand-3	Hardaway-Porzingis-19
Mar 4	@San Antonio	W107-102	6-11	9-10	15-21	Gilgeous-Alexand-3	Bazley-10	Gilgeous-Alexand-8	DeRozan-20



2020-21 GAME-BY-GAME RESULTS

Date	Opponent	Team/Opp	Home	Road	Total	High Scoring	High Rebounds	High Assists	Opponent Scoring.
Mar 11	DALLAS	W116-108	7-11	9-10	16-21	Gilgeous-Alexand-3M.	Brown-12	Maledon-9	Richardson-27
Mar 13	NEW YORK	L97-119	7-12	9-10	16-22	Horford-16	M. Brown-9	Jerome-Dort-5	Barrett-32
Mar 14	MEMPHIS	W128-122	8-12	9-10	17-22	Gilgeous-Alexand-3	Pokusevski-10	Jerome-Gilgeous-Alexand-5	Moran-22
Mar 16	@Chicago	L102-123	8-12	9-11	17-23	Gilgeous-Alexand-2M.	Brown-16	Williams-4	LaVine-40
Mar 18	@Atlanta	L93-116	8-12	9-12	17-24	Gilgeous-Alexand-1	Roby-8	Maledon-5	Bogdanovic-Young-23
Mar 21	@Houston	W114-112	8-1210-12	18-24	Dort-23		M. Brown-14	Jerome-5	Wood-27
Mar 22	@Minnesota	W112-103	8-1211-12	19-24	Gilgeous-Alexand-3M.		Brown-18	Jerome-6	Towns-33
Mar 24	MEMPHIS	L107-116	8-1311-12	19-25M.	Brown-19		M. Brown-12	Horford-6	Brooks-25
Mar 27	BOSTON	L94-111	8-1411-12	19-26	Maledon-22		M. Brown-23	Pokusevski-5	Tatum-27
Mar 29	DALLAS	L106-127	8-1511-12	19-27	Pokusevski-21		M. Brown-Roby-9	Jerome-5	Doncic-25
Mar 31	TORONTO	W113-103	9-1511-12	20-27	Mykhailiuk-22		M. Brown-12	Maledon-6	Trent-31
Apr 2	@Phoenix	L103-140	9-1511-13	20-28	Maledon-33		M. Brown-7	Pokusevski-4	Booker-32
Apr 3	@Portland	L85-133	9-1511-14	20-29	Williams-18		M. Brown-14	Jerome-Pokusevski-4	McCormack-20
Apr 5	DETROIT	L108-132	9-1611-14	20-30	Pokusevski-19		Bradley-9	Jerome-5	Grant-21
Apr 7	CHARLOTTE	L102-113	9-1711-14	20-31	Maledon-Pokusevski-25		M. Brown-10	Williams-9	McDaniels-21
Apr 8	CLEVELAND	L102-129	9-1811-14	20-32	Jerome-23		M. Brown-11	Williams-9	Sexton-27
Apr 10	PHILADELPHIA	L93-117	9-1911-14	20-33	Bazley-17		Bradley-14	Maledon Jerome-Bazley-5	Embiid-27
Apr 13	@Utah	L96-106	9-1911-15	20-34	Dort-42		M. Brown-15	Dort-3	Bogdanovic-23
Apr 14	GOLDEN STATE	L109-147	9-2011-15	20-35	Bazley-22		M. Brown-12	Maledon-5	Curry-42
Apr 16	@Detroit	L104-110	9-2011-16	20-36	Dort-26		Maledon-M. Brown-8	Williams-4	J. Jackson-29
Apr 18	@Toronto	L106-112	9-2011-17	20-37	Dort-29		Bazley-Roby-8	Jerome-6	Boucher-31
Apr 19	@Washington	L107-119	9-2011-18	20-38	Bazley-26		Bazley-Maledon-Williams-7	Maledon-Pokusevski-5	Beal-30
Apr 21	@Indiana	L116-122	9-2011-19	20-39	Bazley-26		M. Brown-11	Maledon-7	Brogdon-29
Apr 23	WASHINGTON	L109-129	9-2111-19	20-40	Bazley-Maledon-20		Dort-8	Maledon-Roby-8	Westbrook-37
Apr 26	@Philadelphia	L90-121	9-2111-20	20-41	Jerome-22		M. Brown-Roby-8	Pokusevski-5	Embiid-21
Apr 27	@Boston	W119-115	9-2112-20	21-41	Dort-24		Bazley-10	Maledon-5	Brown-39
Apr 29	NEW ORLEANS	L95-109	9-2212-20	21-42	Dort-17		M. Brown-18	Maledon-Jerome-4	Williamson-27
May 1	INDIANA	L95-152	9-2312-20	21-43		M. Brown-16	Deck-10	Hall-Williams-4	McDermott-31
May 2	PHOENIX	L120-123	9-2412-20	21-44	Bazley-19		Bazley-9	Jerome-5	Booker-32
May 4	SACRAMENTO	L99-103	9-2512-20	21-45	Bazley-24		M. Brown-17	Jerome-Dort-4	Hield-Davis-18
May 6	@Golden State	L97-118	9-2512-21	21-46	Jerome-23		M. Brown-8	Maledon-8	Curry-34
May 8	@Golden State	L97-136	9-2512-22	21-47	Mykhailiuk-17		M. Brown-8	Williams-5	Curry-49
May 9	@Sacramento	L98-126	9-2512-23	21-48	Bazley-Davis-18		M. Brown-8	Pokusevski-5	Harkless-18
May 11	@Sacramento	L106-122	9-2512-24	21-49	Williams-20		M. Brown-13	Bazley-5	Davis-27
May 14	UTAH	L93-109	9-2612-24	21-50	Mykhailiuk-19		Pokusevski-9	Maledon-Bradley-3	Bogdanovic-22
May 16	L.A. CLIPPERS	W117-112	10-26	12-24	22-50	Pokusevski-29	M. Brown-18	Maledon-4	Mann-19

2020-21 GAME-BY-GAME STATISTICS



DATE	TM	@	OPP	WL	O	G	MIN	FG	FGA	FG%	FG3	FG3A	FG3%	FT	FTA	FT%	OREB	DREB	REB	AST	PF	DQ	STL	TO	BLK	PTS	PPG
12/26	OKC	@	CHA	W	-	1	240	40	88	.455	10	36	.278	19	24	.792	9	45	54	25	21	0	10	17	7	109	109.0
12/28	OKC	v	UTA	L	-	2	240	40	86	.465	15	38	.395	14	19	.737	7	30	37	21	16	0	9	17	5	109	109.0
12/29	OKC	v	ORL	L	-	3	240	43	87	.494	11	34	.324	10	19	.526	10	37	47	20	18	0	3	20	7	107	108.3
12/31	OKC	v	NO	L	-	4	240	30	80	.375	15	48	.313	5	15	.333	7	33	40	24	20	0	6	19	3	80	101.3
01/02	OKC	@	ORL	W	-	5	240	38	86	.442	13	41	.317	19	21	.905	6	46	52	22	17	0	5	12	5	108	102.6
01/04	OKC	@	MIA	L	-	6	240	29	79	.367	13	48	.271	19	27	.704	6	32	38	20	15	0	6	18	4	90	100.5
01/06	OKC	@	NO	W	-	7	240	40	87	.460	19	46	.413	12	16	.750	4	34	38	28	18	0	10	14	5	111	102.0
01/08	OKC	@	NY	W	-	8	240	38	87	.437	11	34	.324	14	21	.667	11	51	62	16	19	0	2	11	7	101	101.9
01/10	OKC	@	BRK	W	-	9	240	49	90	.544	15	39	.385	16	17	.941	3	31	34	24	22	0	12	11	4	129	104.9
01/12	OKC	v	SA	L	-	10	240	36	83	.434	7	26	.269	23	29	.793	7	45	52	18	20	0	1	13	5	102	104.6
01/13	OKC	v	LAL	L	-	11	240	37	86	.430	10	31	.323	15	19	.789	9	33	42	23	21	0	4	12	6	99	104.1
01/15	OKC	v	CHI	W	1	12	265	48	105	.457	15	45	.333	16	24	.667	7	37	44	26	23	1	12	13	2	127	106.0
01/19	OKC	@	DEN	L	-	13	240	36	86	.419	14	43	.326	15	23	.652	9	32	41	22	15	0	8	19	4	101	105.6
01/22	OKC	@	LAC	L	-	14	240	41	87	.471	14	42	.333	10	13	.769	4	25	29	24	21	0	8	11	1	106	105.6
01/24	OKC	@	LAC	L	-	15	240	42	95	.442	7	35	.200	9	14	.643	12	39	51	22	19	0	7	13	2	100	105.3
01/25	OKC	@	POR	W	-	16	240	43	84	.512	18	40	.450	21	35	.600	9	34	43	25	19	0	5	8	6	125	106.5
01/27	OKC	@	PHO	W	-	17	240	38	85	.447	16	40	.400	10	14	.714	5	43	48	21	19	0	7	14	8	102	106.2
01/29	OKC	v	BRK	L	-	18	240	40	86	.465	16	38	.421	29	34	.853	6	30	36	23	12	0	4	12	4	125	107.3
02/01	OKC	v	HOU	L	-	19	240	39	89	.438	13	34	.382	15	19	.789	8	37	45	21	13	0	8	17	8	106	107.2
02/03	OKC	v	HOU	W	-	20	240	36	83	.434	10	33	.303	22	26	.846	5	46	51	19	14	0	13	21	5	104	107.1
02/05	OKC	v	MIN	L	-	21	240	39	85	.459	13	34	.382	12	17	.706	8	36	44	28	7	0	10	17	7	103	106.9
02/06	OKC	v	MIN	W	-	22	240	46	90	.511	12	33	.364	16	20	.800	8	35	43	25	19	0	8	16	1	120	107.5
02/08	OKC	@	LAL	L	1	23	265	43	110	.391	12	38	.316	14	19	.737	15	40	55	23	23	0	6	13	4	112	107.7
02/10	OKC	@	LAL	L	1	24	265	47	100	.470	7	31	.226	12	14	.857	7	39	46	32	23	0	11	13	4	113	107.9
02/12	OKC	@	DEN	L	-	25	240	36	90	.400	10	32	.313	13	17	.765	12	38	50	26	19	1	8	14	3	95	107.4
02/14	OKC	v	MIL	W	-	26	240	45	95	.474	15	36	.417	9	16	.563	12	37	49	32	14	0	8	15	1	114	107.6
02/16	OKC	v	POR	L	-	27	240	37	85	.435	10	33	.303	20	27	.741	7	39	46	23	16	0	6	11	3	104	107.5
02/17	OKC	@	MEM	L	-	28	240	35	78	.449	19	41	.463	24	28	.857	6	33	39	25	25	1	5	18	3	113	107.7
02/19	OKC	@	MIL	L	-	29	240	31	85	.365	12	40	.300	11	21	.524	8	38	46	20	23	0	4	12	5	85	106.9
02/21	OKC	@	CLE	W	-	30	240	43	79	.544	13	28	.464	18	24	.750	5	32	37	22	18	0	9	15	3	117	107.2
02/22	OKC	v	MIA	L	-	31	240	32	74	.432	14	39	.359	16	19	.842	5	33	38	20	24	0	6	18	1	94	106.8
02/24	OKC	v	SA	W	-	32	240	37	89	.416	18	44	.409	10	11	.909	10	42	52	21	14	0	6	17	4	102	106.7
02/26	OKC	v	ATL	W	-	33	240	46	88	.523	16	42	.381	10	16	.625	5	34	39	31	17	0	6	10	2	118	107.0
02/27	OKC	v	DEN	L	-	34	240	37	88	.420	11	47	.234	11	15	.733	7	30	37	24	16	0	7	14	6	96	106.7
03/03	OKC	@	DAL	L	-	35	240	29	87	.333	9	39	.231	11	17	.647	8	37	45	13	20	0	6	13	4	78	105.9
03/04	OKC	@	SA	W	-	36	240	37	85	.435	12	40	.300	21	26	.808	9	36	45	20	16	0	9	17	4	107	105.9
03/11	OKC	v	DAL	W	-	37	240	41	91	.451	16	32	.500	18	20	.900	16	39	55	25	24	0	2	9	6	116	106.2



2020-21 GAME-BY-GAME STATISTICS

DATE	TM	@	OPP	WL	O	G	MIN	FG	FGA	FG%	FG3	FG3A	FG3%	FT	FTA	FT%	OREB	DREB	REB	AST	PF	DQ	STL	TO	BLK	PTS	PPG
03/13	OKC	v	NY	L	-	38	240	37	76	.487	8	32	.250	15	21	.714	5	35	40	22	18	0	3	18	4	97	105.9
03/14	OKC	v	MEM	W	-	39	240	42	73	.575	16	31	.516	28	34	.824	8	38	46	26	20	1	7	25	4	128	106.5
03/16	OKC	@	CHI	L	-	40	240	42	90	.467	7	20	.350	11	13	.846	13	30	43	16	15	1	9	17	9	102	106.4
03/18	OKC	@	ATL	L	-	41	240	34	93	.366	13	34	.382	12	16	.750	11	27	38	18	13	0	5	10	3	93	106.0
03/21	OKC	@	HOU	W	-	42	240	42	91	.462	13	39	.333	17	25	.680	19	33	52	22	21	0	8	18	2	114	106.2
03/22	OKC	@	MIN	W	-	43	240	41	87	.471	21	37	.568	9	10	.900	9	38	47	27	14	0	8	17	10	112	106.4
03/24	OKC	v	MEM	L	-	44	240	43	95	.453	10	35	.286	11	17	.647	9	35	44	26	10	0	13	15	8	107	106.4
03/27	OKC	v	BOS	L	-	45	240	34	83	.410	11	38	.289	15	24	.625	10	40	50	16	12	0	7	18	4	94	106.1
03/29	OKC	v	DAL	L	-	46	240	38	81	.469	9	26	.346	21	33	.636	10	37	47	17	14	0	8	16	4	106	106.1
03/31	OKC	v	TOR	W	-	47	240	39	86	.453	14	33	.424	21	28	.750	19	45	64	19	16	0	2	20	6	113	106.3
04/02	OKC	@	PHO	L	-	48	240	35	89	.393	15	38	.395	18	23	.783	11	27	38	19	17	0	6	16	3	103	106.2
04/03	OKC	@	POR	L	-	49	240	30	85	.353	8	34	.235	17	24	.708	12	34	46	17	21	0	4	22	6	85	105.8
04/05	OKC	v	DET	L	-	50	240	41	97	.423	5	27	.185	21	25	.840	13	29	42	17	20	0	10	15	6	108	105.8
04/07	OKC	v	CHA	L	-	51	240	37	85	.435	16	41	.390	12	17	.706	11	35	46	29	11	0	4	22	5	102	105.7
04/08	OKC	v	CLE	L	-	52	240	40	89	.449	13	32	.406	9	13	.692	11	33	44	28	20	0	5	18	5	102	105.7
04/10	OKC	v	PHI	L	-	53	240	38	76	.500	8	20	.400	9	19	.474	6	39	45	21	21	0	3	23	4	93	105.4
04/13	OKC	@	UTA	L	-	54	240	36	93	.387	14	34	.412	10	18	.556	15	35	50	13	23	0	8	14	1	96	105.2
04/14	OKC	v	GS	L	-	55	240	44	92	.478	7	27	.259	14	25	.560	17	33	50	22	22	1	6	21	2	109	105.3
04/16	OKC	@	DET	L	-	56	240	39	97	.402	7	39	.179	19	26	.731	18	38	56	19	23	0	13	22	8	104	105.3
04/18	OKC	@	TOR	L	-	57	240	37	82	.451	14	33	.424	18	21	.857	9	37	46	22	19	0	6	23	8	106	105.3
04/19	OKC	@	WAS	L	-	58	240	36	83	.434	13	33	.394	22	27	.815	9	39	48	23	26	0	6	19	2	107	105.3
04/21	OKC	@	IND	L	-	59	240	48	104	.462	9	29	.310	11	16	.688	17	38	55	26	18	1	8	17	3	116	105.5
04/23	OKC	v	WAS	L	-	60	240	39	93	.419	10	33	.303	21	25	.840	14	26	40	18	17	0	12	17	7	109	105.6
04/26	OKC	@	PHI	L	-	61	240	35	78	.449	7	30	.233	13	23	.565	11	27	38	21	16	0	11	30	1	90	105.3
04/27	OKC	@	BOS	W	-	62	240	39	81	.481	13	30	.433	28	36	.778	10	41	51	25	24	0	5	27	3	119	105.5
04/29	OKC	v	NO	L	-63	240	34	89	.382	11	39	.282	16	20	.800	12	41	53	18	21	0	6	22	4	95	105.4	
05/01	OKC	v	IND	L	-	64	240	38	111	.342	8	38	.211	11	23	.478	21	27	48	23	15	0	8	14	4	95	105.2
05/02	OKC	v	PHO	L	-	65	240	45	92	.489	13	30	.433	17	24	.708	17	30	47	23	22	0	7	15	3	120	105.4
05/04	OKC	v	SAC	L	-	66	240	35	98	.357	11	36	.306	18	25	.720	17	40	57	21	14	0	5	10	4	99	105.3
05/06	OKC	@	GS	L	-	67	240	36	88	.409	9	39	.231	16	20	.800	5	34	39	21	19	0	9	10	1	97	105.2
05/08	OKC	@	GS	L	-	68	240	38	94	.404	9	37	.243	12	20	.600	11	30	41	21	16	0	10	13	1	97	105.1
05/09	OKC	@	SAC	L	-	69	240	34	87	.391	11	37	.297	19	29	.655	10	28	38	23	18	0	9	14	3	98	105.0
05/11	OKC	@	SAC	L	-	70	240	39	84	.464	9	23	.391	19	28	.679	9	36	45	22	18	0	9	18	5	106	105.0
05/14	OKC	v	UTA	L	-	71	240	36	84	.429	6	19	.316	15	16	.938	10	35	45	13	20	0	6	17	2	93	104.8
05/16	OKC	v	LAC	W	-	72	240	50	94	.532	8	26	.308	9	16	.563	14	40	54	20	11	0	1	15	12	117	105.0
TOTALS						72	17355	2795	6338	.441	857	2529	.339	1113	1536	.725	715	2568	3283	1588	1305	7	504	1162	316	7560	105.0

2020-21 THUNDER HIGHS AND LOWS



2020-21 THUNDER TEAM HIGHS/LOWS

	HIGH	LOW
Points	129, 1/10 at BKN	78, 3/3 at DAL
1st Quarter	43, 2/6 vs. MIN	13, 4/2 at PHX
2nd Quarter	40, 2/6 vs. MIN	12, 2/24 vs. SAS
3rd Quarter	37 (2x), 1/15 vs. CHI	13 (2x), 4/3 at POR
4th Quarter	41, 4/27 at BOS	7, 12/31 vs. NOP
1st Half	83, 2/6 vs. MIN	41, 3/18 at ATL
2nd Half	73, 3/14 vs. MEM	33, 12/31 vs. NOP
Overtime	9, 1/15 vs. CHI	2, 2/8 at LAL
FG Made	50, 5/16 vs. LAC	29 (2x), 3/3 at DAL
FG Attempted	111, 5/1 vs. IND	73, 3/14 vs. MEM
FG Percentage	.575, 3/14 vs. MEM	.333, 3/3 at DAL
3P Made	21, 3/22 at MIN	5, 4/5 vs. DET
3P Attempted	48 (2x), 1/4 at MIA	19, 5/14 vs. UTA
3P Percentage	.568, 3/22 at MIN	.179, 4/16 at DET
FT Made	29, 1/29 vs. BKN	5, 12/31 vs. NOP
FT Attempted	36, 4/27 at BOS	10, 3/22 at MIN
FT Percentage	.941, 1/10 at BKN	.333, 12/31 vs. NOP
Off. Rebounds	21, 5/1 vs. IND	3, 1/10 at BKN
Def. Rebounds	51, 1/8 at NYK	25, 1/22 at LAC
Tot. Rebounds	64, 3/31 vs. TOR	29, 1/22 at LAC
Assists	32 (2x), 2/14 vs. MIL	13 (3x), 5/14 vs. UTA
Steals	13 (3x), 4/16 at DET	1 (2x), 5/16 vs. LAC
Turnovers	30, 4/26 at PHI	8, 1/25 at POR
Blocks	12, 5/16 vs. LAC	1 (8x), 5/8 at GSW

2020-21 OPPONENT HIGHS AND LOWS

	HIGH	LOW
Points	152, 5/1 vs. IND	87 (2x), 3/3 at DAL
1st Quarter	48, 2/1 vs. HOU	16 (2x), 2/19 at MIL
2nd Quarter	40 (3x), 5/1 vs. IND	10, 1/27 at PHX
3rd Quarter	50, 4/14 vs. GSW	15, 2/3 vs. HOU
4th Quarter	39, 4/5 vs. DET	12, 3/3 at DAL
1st Half	82, 5/1 vs. IND	40, 2/12 at DEN
2nd Half	74, 4/5 vs. DET	36, 3/31 vs. TOR
Overtime	9 (2x), 2/10 at LAL	7, 1/15 vs. CHI
FG Made	57 (2x), 5/1 vs. IND	32, 3/3 at DAL
FG Attempted	108, 1/2 at ORL	79, 3/21 at HOU
FG Percentage	.655, 5/1 vs. IND	.358, 1/8 at NYK
3P Made	28, 2/1 vs. HOU	4, 1/6 at NOP
3P Attempted	54, 5/8 at GSW	22 (3x), 3/14 vs. MEM
3P Percentage	.636, 5/1 vs. IND	.172, 4/29 vs. NOP
FT Made	26, 2/17 at MEM	6, 2/14 vs. MIL
FT Attempted	34, 4/16 at DET	9 (2x), 2/14 vs. MIL
FT Percentage	.960, 1/22 at LAC	.545, 2/6 vs. MIN
Off. Rebounds	19, 2/26 vs. ATL	2, 5/8 at GSW
Def. Rebounds	50 (2x), 5/1 vs. IND	21, 3/14 vs. MEM
Tot. Rebounds	61, 2/19 at MIL	32, 3/14 vs. MEM
Assists	41, 5/1 vs. IND	17 (2x), 5/16 vs. LAC
Steals	22, 4/26 at PHI	3, 1/10 at BKN
Turnovers	24, 1/15 vs. CHI	3, 5/16 vs. LAC
Blocks	12, 2/8 at LAL	0 (2x), 1/6 at NOP



2020-21 INDIVIDUAL HIGHS

2020-21 THUNDER INDIVIDUAL HIGHS/LOWS

	HIGHS	PLAYER	OPPONENT	DATE
Minutes	44	Shai Gilgeous-Alexander	CHI	1/15
FG Made	16	Luguentz Dort	@ UTA	4/13
FG Attempted	31	Luguentz Dort	@ UTA	4/13
3P Made	7 (2x)	MR: Luguentz Dort	@ UTA	4/13
3P Attempted	13	Darius Bazley	@ GSW	5/6
FT Made	11 (2x)	MR: Luguentz Dort	@ BOS	4/27
FT Attempted	13 (3x)	MR: Luguentz Dort	@ BOS	4/27
Off. Rebounds	8 (3x)	MR: Moses Brown	LAC	5/16
Def. Rebounds	17	Moses Brown	BOS	3/27
Tot. Rebounds	23	Moses Brown	BOS	3/27
Assists	12	Théo Maledon	ATL	2/26
Steals	6 (2x)	MR: Théo Maledon	HOU	2/3
Blocks	7	Moses Brown	LAC	5/16
Points	42 (2x)	MR: Luguentz Dort	@ UTA	4/13
Points in Quarter	21 (2x)	MR: Luguentz Dort	@ TOR	4/18
Points in a Half	25	Shai Gilgeous-Alexander	SAS	2/24

2020-21 OPPONENT INDIVIDUAL HIGHS AND LOWS

	HIGHS	PLAYER	OPPONENT	DATE
Minutes	44	Coby White	CHI	1/15
FG Made	15	Zach LaVine	@ CHI	3/16
FG Attempted	28	Karl-Anthony Towns	@ MIN	3/22
3P Made	11 (2x)	MR: Stephen Curry	@ GSW	5/8
3P Attempted	21	Stephen Curry	@ GSW	5/8
FT Made	12	Kevin Durant	@ BKN	1/10
FT Attempted	15	Kevin Durant	@ BKN	1/10
Off. Rebounds	9 (3x)	MR: Isaiah Stewart	@ DET	4/16
Def. Rebounds	19	Domantas Sabonis	IND	5/1
Tot. Rebounds	22	Enes Kanter	@ POR	1/25
Assists	17	Russell Westbrook	@ WAS	4/19
Steals	5 (7x)	MR: Marcus Smart	@ BOS	4/27
Blocks	7	Rudy Gobert	@ UTA	4/13
Points	49	Stephen Curry	@ GSW	5/8
Points in Quarter	25	Stephen Curry	GSW	4/14
Points in a Half	27 (2x)	MR: Stephen Curry	@ GSW	5/8

2020-21 INDIVIDUAL AND TEAM HIGHS



PLAYER	MINUTES	FIELD GOALS	FREE THROWS	OFFENSIVE	DEFENSIVE	TOTAL	ASSISTS	STEALS	TURNOVERS	BLOCKED SHOTS	POINTS
DARIUS BAZLEY	43C FEB. 10 at LA-L	10C APR. 14 vs G.S.	11C APR. 19 at Wash.	5C MAY. 2 vs Phoe.	14C FEB. 8 at LA-L	16C FEB. 8 at LA-L	6C FEB. 16 vs Port.	5C APR. 23 vs Wash.	9C APR. 10 vs Phil.	2 (5) FEB. 3 vs Hou.	26C(2) APR. 21 at Ind.
TONY BRADLEY OKC.	25 (2) APR. 10 vs Phil.	7 (2) APR. 19 at Wash.	4C APR. 18 at Tor.	4 (3) MAY. 2 vs Phoe.	11C APR. 10 vs Phil.	14 APR. 10 vs Phil.	3 (2) MAY. 14 at Wash.	2 (2) APR. 19 at Wash.	4C(2) APR. 16 at Det.	3T(2) MAY. 1 vs Ind.	16 (2) APR. 19 at Wash.
CHARLIE JR. BROWN	31C MAY. 16 vs LA-C	3C(2) MAY. 11 at Sac.	4C MAY. 14 vs Utah	2C MAY. 16 vs LA-C	4C(2) MAY. 1 vs Ind.	5C MAY. 1 vs Ind.	2C(4) MAY. 16 vs LA-C	2T APR. 26 at Phil.	3C MAY. 1 vs Ind.	11T(2) MAY. 16 vs LA-C	8C MAY. 1 vs Ind.
MOSES BROWN	38C MAY. 16 vs LA-C	12C MAY. 16 vs LA-C	8C MAR. 31 vs Tor.	8C(3) MAY. 16 vs LA-C	17C MAR. 27 vs Bos.	23C MAR. 27 vs Bos.	3C MAY. 16 vs LA-C	2C(8) MAY. 9 at Sac.	4C APR. 14 vs G.S.	7C MAY. 16 vs LA-C	24C MAY. 16 vs LA-C
GABRIEL DECK	31C MAY. 9 at Sac.	6C MAY. 14 vs Utah	5C(2) MAY. 14 vs Utah	5C MAY. 1 vs Ind.	5C MAY. 1 vs Ind.	10C MAY. 1 vs Ind.	4C(2) MAY. 9 at Sac.	3C MAY. 8 at G.S.	2C MAY. 14 vs Utah	0C MAY. 14 vs Utah	18C
HAMIDOU DIALLO	41C FEB. 8 at LA-L	10 JAN. 10 at Brk.	9C JAN. 29 vs Brk.	6C FEB. 14 vs Milw.	12T FEB. 10 at LA-L	13C(2) FEB. 14 vs Milw.	10C FEB. 5 vs Minn.	4C JAN. 10 at Brk.	6T FEB. 3 vs Hou.	2 FEB. 10 at LA-L	25 JAN. 10 at Brk.
LUGUENTZ DORT	41C FEB. 10 at LA-L	16C APR. 13 at Utah	11C APR. 27 at Bos.	3T FEB. 10 at LA-L	7 (2) FEB. 22 vs Miami	8 (3) APR. 23 vs Wash.	5C MAR. 13 vs N.Y.	6C JAN. 15 vs Chi.	7C FEB. 14 vs Milw.	2C MAR. 24 vs Mem.	42C APR. 13 at Utah
SHAI GLIGEUS-ALEXANDER	44C JAN. 15 vs Chi.	13T(2) FEB. 24 vs S.A.	10 (4) MAR. 14 vs Mem.	4C JAN. 8 at N.Y.	9 (2) FEB. 6 vs Minn.	10 JAN. 8 at N.Y.	10T(2) FEB. 8 at LA-L	5C JAN. 6 at N.O.	8C MAR. 16 at Chi.	2 (5) MAR. 22 at Minn.	42C FEB. 24 vs S.A.
JOSH HALL	43C MAY. 16 vs LA-C	11C MAY. 16 vs LA-C	5C MAR. 31 vs Tor.	2C(2) MAY. 4 vs Sac.	9C MAY. 16 vs LA-C	10C MAY. 16 vs LA-C	4C(2) MAY. 1 vs Ind.	1C(4) MAY. 9 at Sac.	4C MAR. 29 vs Dall.	1C MAY. 1 vs Ind.	25C MAY. 16 vs LA-C
GEORGE HILL	33 JAN. 15 vs Chi.	9 JAN. 24 at LA-C	6 JAN. 12 vs S.A.	3 DEC. 28 vs Utah	5 JAN. 12 vs S.A.	5 (3) JAN. 22 at LA-C	5 (2) JAN. 12 vs S.A.	2 (5) JAN. 24 at LA-C	2 (3) JAN. 8 at N.Y.	1 (2) JAN. 8 at N.Y.	22 JAN. 24 at LA-C
JAYLEN HOARD	29C MAY. 16 vs LA-C	6C MAY. 9 at Sac.	5C APR. 7 vs Cha.	4C APR. 5 vs Det.	6C MAY. 4 vs Sac.	7T MAY. 4 vs Sac.	4C MAY. 11 at Sac.	2T(2) MAY. 9 at Sac.	3C(2) APR. 14 vs G.S.	2C MAY. 16 vs LA-C	16C MAY. 9 at Sac.
AL HOFORD	34 (2) FEB. 10 at LA-L	11 FEB. 10 at LA-L	3 (3) MAR. 18 at Atl.	3 (2) MAR. 24 vs Mem.	13 DEC. 26 at Cha.	13 DEC. 26 at Cha.	9 FEB. 14 vs Milw.	4 FEB. 10 at LA-L	7T FEB. 3 vs Hou.	3 (2) FEB. 5 vs Minn.	26 FEB. 5 vs Minn.
JUSTIN JACKSON	34 FEB. 14 vs Milw.	9 FEB. 14 vs Milw.	4 MAR. 22 at Minn.	2T(3) MAR. 31 vs Tor.	6 JAN. 4 at Miami	7 JAN. 4 at Miami	5T FEB. 14 vs Milw.	2 FEB. 12 at Den.	4C(2) FEB. 17 at Mem.	1 (2) MAR. 13 vs N.Y.	22 FEB. 14 vs Milw.
TY JEROME	32C APR. 8 vs Clev.	9C APR. 8 vs Clev.	4 (2) MAY. 6 at G.S.	2T(2) APR. 3 at Port.	5C(3) APR. 19 at Wash.	6C(2) MAR. 14 vs Mem.	7T FEB. 26 vs Atl.	2 (4) APR. 18 at Tor.	4 (3) APR. 27 at Bos.	2C APR. 7 vs Cha.	23C(2) MAY. 6 at G.S.
THEO MALEDON OKC.	37C MAR. 27 vs Bos.	10C APR. 2 at Phoe.	8C APR. 2 at Phoe.	4C APR. 16 at Det.	7C(3) APR. 19 at Wash.	8C(2) APR. 16 at Det.	12C FEB. 26 vs Atl.	6C FEB. 3 vs Hou.	6C APR. 7 vs Cha.	2C(3) MAY. 4 vs Sac.	33C APR. 2 at Phoe.
DARIUS MILLER	20 MAR. 14 vs Mem.	4 MAR. 31 vs Tor.	3 (4) APR. 3 at Port.	1 (2) APR. 3 at Port.	3 (3) MAR. 14 vs Mem.	3 (4) MAR. 14 vs Mem.	4 MAR. 14 vs Mem.	3 (2) APR. 5 vs Det.	2 APR. 3 at Port.	1 (5) APR. 3 at Port.	11 (3) APR. 3 at Port.
MIKE MUSCALA	28 FEB. 10 at LA-L	8T JAN. 25 at Port.	6 FEB. 6 vs Minn.	3 (2) FEB. 1 vs Hou.	8 FEB. 12 at Den.	8 (3) FEB. 12 at Den.	7C FEB. 10 at LA-L	2 (2) JAN. 22 at LA-C	2 (4) MAR. 4 at S.A.	1 (11) MAR. 4 at S.A.	23 JAN. 25 at Port.
SVI MYKHAILIUK OKC.	36 (2) APR. 21 at Ind.	9T(2) APR. 21 at Ind.	6T APR. 5 vs Det.	2T(3) APR. 21 at Ind.	8C MAR. 31 vs Tor.	9C(2) APR. 21 at Ind.	5 APR. 7 vs Cha.	4C APR. 5 vs Det.	5T(2) APR. 26 at Phil.	2T(2) APR. 21 at Ind.	22 MAR. 31 vs Tor.
ALEKSEJ POKUSEVSKI	41C MAY. 16 vs LA-C	10C MAY. 16 vs LA-C	4C(2) MAR. 14 vs Mem.	3C(2) APR. 29 vs N.O.	9C(4) MAY. 14 vs Utah	10C MAR. 14 vs Mem.	5C(6) MAY. 9 at Sac.	2C(3) APR. 26 at Phil.	7C MAY. 16 vs LA-C	6C APR. 18 at Tor.	29C MAY. 16 vs LA-C
JUSTIN ROBINSON	24C APR. 5 vs Det.	3C APR. 5 vs Det.	2C APR. 5 vs Det.	1T APR. 14 vs G.S.	2T APR. 8 vs Clev.	2 (2) APR. 14 vs G.S.	3C APR. 8 vs Clev.	1C(3) APR. 19 at Wash.	1 (2) APR. 19 at Wash.	0 APR. 5 vs Det.	9C
ISAIAH ROBY	34C(3) MAR. 29 vs Dall.	9C DEC. 29 vs Ori.	7C JAN. 25 at Port.	6C JAN. 19 at Den.	9C FEB. 27 vs Den.	10C(3) MAR. 31 vs Den.	7C FEB. 27 vs Den.	4C JAN. 19 at Den.	9C MAR. 14 vs Mem.	3C FEB. 5 vs Minn.	19C DEC. 29 vs Ori.
KENRICH WILLIAMS	40T FEB. 10 at LA-L	11C FEB. 10 at LA-L	3T(2) APR. 19 at Wash.	6T FEB. 8 at LA-L	7 (3) APR. 7 vs Cha.	11 FEB. 12 at Den.	9C(3) APR. 8 vs Clev.	4 (2) MAY. 11 at Sac.	5C(2) APR. 26 at Phil.	2 MAY. 11 at Sac.	24C FEB. 10 at LA-L
THUNDER High Games	265 (3) FEB. 10 at LA-L	50 MAY. 16 vs LA-C	29 JAN. 29 vs Brk.	21 MAY. 1 vs Ind.	51 JAN. 8 at N.Y.	64 MAR. 31 vs Tor.	32 (2) FEB. 14 vs Milw.	13 (3) APR. 16 at Det.	30 APR. 26 at Phil.	12 MAY. 16 vs LA-C	129 JAN. 10 at Brk.
THUNDER Low Games	240 (69) MAY. 16 vs LA-C	29 (2) MAR. 3 at Dall.	5 DEC. 31 vs N.O.	3 JAN. 10 at Brk.	25 JAN. 22 at LA-C	29 JAN. 22 at LA-C	13 (3) MAY. 14 vs Utah	1 (2) MAY. 16 vs LA-C	8 JAN. 25 at Port.	1 (8) MAY. 8 at G.S.	78 MAR. 3 at Dall.
OPPONENTS High Games	265 (3) FEB. 10 at LA-L	57 (2) MAY. 1 vs Ind.	26 FEB. 17 at Mem.	19 FEB. 26 vs Atl.	50 (2) MAY. 1 vs Ind.	61 FEB. 19 at Milw.	41 MAY. 1 vs Ind.	22 APR. 26 at Phil.	24 JAN. 15 vs Chi.	12 FEB. 8 at LA-L	152 MAY. 1 vs Ind.
OPPONENTS Low Games	240 (69) MAY. 16 vs LA-C	32 MAR. 3 at Dall.	6 FEB. 14 vs Milw.	2 MAY. 8 at G.S.	21 MAR. 14 vs Mem.	32 MAR. 14 vs Mem.	17 (2) MAY. 16 vs LA-C	3 JAN. 10 at Brk.	3 MAY. 16 vs LA-C	0 (2) at N.O.	87 (2) MAR. 3 at Dall.

C indicates a new career-high, *T* a tied career-high.

Numbers in parentheses indicate the number of games in which a player or team has reached a given total (if more than one).



2020-21 THUNDER GAME LEADERS/INJURY OR ILLNESS

2020-21 THUNDER GAME LEADERS/INJURY OR ILLNESS

	Double Figures			Double-Doubles		Game Leaders		
	10+ Pts	20+ Pts	30+ Pts	10+ Reb	10+ Ast	Pt/Reb	Pt/Ast	Pts Reb Ast
Bazley	39	10			14		11	10 16 3
Bradley	8				1		1	2 1
C. Brown								
M. Brown	17	4			17		12	2 25
Deck	3				1			1
Diallo	18	3			3	1	3	4 1
Dort	36	9	1	1				10 3 3
Gilgeous-Alexander	33	25	10	1	1	2	3	29 4 26
Hall	2	1		1			1	1
Hill	9	2						1 2
Horford	22	5			2		1	5 7 4
Hoard	5							
Jackson	9	2						2
Jerome	18	2						3 12
Maledon	31	5	1			1	1	5 3 17
Miller	3							
Muscala	15	3						1
Mykhailiuk	15	2						3
Pokuševski	14	5			2		2	4 2 7
Roby	26				3		3	12 2
Williams	23	2			1			3 4 8

2020-21 THUNDER GAMES LOST DUE TO INJURY OR ILLNESS

Player	Date(s)	Games	Injury or Illness	Player	Date(s)	Games	Injury or Illness
Ty Jerome	12/26-2/1	19	left ankle; sprain	Shai Gilgeous-Alexander	3/24-5/16	29	right foot; plantar fasciitis
George Hill	12/29	1	neck; spasms	Mike Muscala	3/27-5/16	28	right ankle; sprain
Aleksej Pokuševski	1/4-6	2	concussion protocol	Luguentz Dort	3/29-4/8	7	concussion protocol
Josh Hall	1/22-27	4	health and safety protocols	Ty Jerome	3/31	1	right ankle; sprain
George Hill	1/25-2/1	4	right thumb; sprain	Aleksej Pokuševski	3/31	1	health and safety protocols
George Hill	2/3-3/24	25	right thumb; procedure	Josh Hall	4/5-10	4	concussion protocol
Shai Gilgeous-Alexander	2/3-5, 2/10-16	6	left knee; sprain	Isaiah Roby	4/5-10	4	concussion protocol
Luguentz Dort	2/5	1	left knee; soreness	Darius Miller	4/7-8	2	left groin; strain
Théo Maledon	2/5, 2/8-14	5	health and safety protocols	Aleksej Pokuševski	4/13-16	3	right arm; soreness
Isaiah Roby	2/6-10	3	right foot; soreness	Luguentz Dort	4/14	1	left shoulder; soreness
Mike Muscala	2/8	1	concussion protocol	Josh Hall	4/16-27	7	bilateral knee; soreness
Hamidou Diallo	2/26-3/13	6	right groin; soreness	Luguentz Dort	4/19-21, 26, 5/1	4	right hip; strain
Darius Miller	2/27	1	stomach illness	Isaiah Roby	4/19	1	right great toe; sprain
Josh Hall	3/3-24	10	left knee; soreness	Tony Bradley	4/26	1	left ankle; sprain
Darius Bazley	3/11	1	left shoulder; soreness	Aleksej Pokuševski	5/1, 5/4-8	4	left knee; contusion
Shai Gilgeous-Alexander	3/13	1	left quad; contusion	Ty Jerome	5/8-11	3	left calf; strain
Darius Bazley	3/13-4/8	15	left shoulder; contusion	Luguentz Dort	5/9-16	4	right knee; patellar tendinitis
Luguentz Dort	3/14-16	2	left great toe; sprain	Josh Hall	5/11	1	right groin; soreness
Théo Maledon	3/14	1	right ankle; sprain	Théo Maledon	5/11	1	left foot; plantar fasciitis
Shai Gilgeous-Alexander	3/21	1	right shoulder; soreness	Josh Hall	5/14	1	health and safety protocols
Luguentz Dort	3/22	1	left great toe; soreness				

2020-21 THUNDER STARTING LINEUPS



THUNDER STARTING LINEUPS

FORWARD	FORWARD	CENTER	GUARD	GUARD	GS	W	L
Dort	Bazley	Horford	Gilgeous-Alexander	Hill	9	5	4
Bazley	Jackson	Roby	Dort	Gilgeous-Alexander	1	0	1
Dort	Bazley	Roby	Gilgeous-Alexander	Hill	5	1	4
Dort	Bazley	Roby	Maledon	Gilgeous-Alexander	5	3	2
Dort	Bazley	Horford	Gilgeous-Alexander	Maledon	8	3	5
Dort	Bazley	Horford	Diallo	Maledon	1	1	0
Bazley	Roby	Horford	Williams	Diallo	1	0	1
Williams	Dort	Bazley	Gilgeous-Alexander	Maledon	1	1	0
Dort	Bazley	Horford	Gilgeous-Alexander	Diallo	1	0	1
Williams	Bazley	Horford	Dort	Diallo	2	0	2
Williams	Bazley	Horford	Dort	Jackson	1	1	0
Dort	Pokuševski	Horford	Maledon	Maledon	1	0	1
Pokuševski	Roby	Horford	Maledon	Gilgeous-Alexander	1	1	0
Jackson	Pokuševski	Brown	Jerome	Gilgeous-Alexander	2	0	2
Roby	Pokuševski	Brown	Maledon	Gilgeous-Alexander	1	1	0
Pokuševski	Roby	Horford	Dort	Gilgeous-Alexander	2	1	1
Pokuševski	Roby	Brown	Dort	Maledon	1	0	1
Pokuševski	Roby	Brown	Dort	Maledon	1	0	1
Pokuševski	Roby	Brown	Dort	Maledon	1	1	0
Williams	Roby	Brown	Mykhailiuk	Maledon	3	0	3
Williams	Pokuševski	Brown	Mykhailiuk	Maledon	1	1	0
Pokuševski	Bazley	Brown	Mykhailiuk	Maledon	3	0	3
Bazley	Roby	Brown	Dort	Maledon	6	1	5
Bazley	Roby	Brown	Dort	Maledon	5	0	5
Bazley	Roby	Brown	Mykhailiuk	Maledon	1	0	1
Pokuševski	Bazley	Brown	Williams	Maledon	2	0	2
Pokuševski	Bazley	Brown	Mykhailiuk	Maledon	1	0	1
Bazley	Roby	Brown	Brown Jr.	Maledon	1	0	1
Roby	Bazley	Brown	Pokuševski	Maledon	2	0	2
Roby	Bazley	Brown	Pokuševski	Williams	1	0	1
Hall	Roby	Brown	Pokuševski	Maledon	1	1	0

Total: 20 Different Starting Lineups

STARTER	GS	W	L
Bazley	55	16	39
Bradley			
C. Brown	1	0	1
M. Brown	32	6	26
Deck			
Diallo	5	1	4
Dort	52	18	34
Gilgeous-Alexander	35	16	19
Hall	1	1	0
Hill	14	6	8
Horford	28	11	17
Hoard			
Jackson	3	2	1
Jerome	1	1	0
Maledon	49	14	35
Muscala			
Mykhailiuk	9	1	8
Pokuševski	28	6	22
Roby	34	8	26
Williams	13	3	10



2020-21 TRANSACTIONS

Nov. 20	Acquired the draft rights to forward Aleksej Pokuševski (selected 17th overall), forward James Johnson and a 2024 second-round draft pick from Minnesota in a three-team trade	Feb. 3	Assigned guard Ty Jerome to the Oklahoma City Blue of the G League
Nov. 22	Acquired a protected 2021 first-round draft pick and a 2021 second-round draft pick (via Denver) from Golden State in exchange for forward Kelly Oubre Jr.	Feb. 3	Assigned Aleksej Pokusevski to the Oklahoma City Blue of the G League
Nov. 24	Acquired guard George Hill from Milwaukee, forward Zylan Cheatham, guard Josh Gray, forward Darius Miller, guard/forward Kenrich Williams, a 2023 second-round draft pick (via Washington) and a 2024 second-round draft pick (via Charlotte) from New Orleans, a protected 2023 first-round draft pick from Denver and generated a trade exception in a four-team trade	Feb. 27	Recalled Ty Jerome from the Oklahoma City Blue of the G League
Nov. 24	Acquired a protected 2025 second-round draft pick and generated a trade exception from Atlanta in exchange for forward Danilo Gallinari and cash considerations	March 5	Recalled Aleksej Pokusevski from the Oklahoma City Blue of the G League
Nov. 25	Acquired forward TJ Leaf and a 2027 second-round draft pick from Indiana in exchange for guard Jalen Lecque	March 13	Acquired guard/forward Svi Mykhailiuk and a 2027 second-round draft pick (via Houston) from the Detroit Pistons in exchange for guard Hamidou Diallo
Nov. 27	Acquired forward Trevor Ariza from Detroit and forward Justin Jackson, a 2023 second-round draft pick (best from either Dallas or Miami) and a 2026 second-round draft pick from Dallas in a three-team trade in exchange for sending forward James Johnson to Dallas	March 17	Acquired a 2027 second-round draft pick, forward/center Meyers Leonard and generated a trade exception from the Miami Heat in exchange for forward Trevor Ariza
Dec. 1	Waived guard Josh Gray	March 25	Waived forward/center Meyers Leonard
Dec. 2	Waived forward Zylan Cheatham	March 25	Acquired center Tony Bradley, a 2025 second-round draft pick and a 2026 second-round draft pick from Philadelphia, guard Austin Rivers from New York and generated a trade exception in a three-team trade in exchange for sending guard George Hill to Philadelphia
Dec. 4	Signed guard Frank Jackson	March 28	Waived guard Austin Rivers
Dec. 8	Acquired center Al Horford, the draft rights to guard Théo Maledon (selected 34th overall), the draft rights to guard Vasilije Micić (originally selected 52nd overall by Philadelphia in the 2014 NBA Draft) and a 2025 first-round draft pick from Philadelphia in exchange for guards Terrance Ferguson and Danny Green and center Vincent Poirier	March 28	Signed center Moses Brown to a multi-year contract
Dec. 9	Signed forward Aleksej Pokuševski	April 5	Waived forward Justin Jackson
Dec. 9	Signed center Moses Brown and forward Josh Hall to Two-Way Contracts	April 5	Signed forward Jaylen Hoard to a Two-Way Contract
Dec. 9	Signed guard Théo Maledon	April 5	Signed guard Justin Robinson to a 10-Day Contract
Dec. 18	Waived forwards TJ Leaf and Admiral Schofield	April 8	Waived forward Darius Miller
Dec. 21	Waived guard Frank Jackson	April 12	Signed forward Gabriel Deck to a multi-year contract
Dec. 27	Exercised its fourth-year contract option on guard Shai Gilgeous-Alexander and its third-year contract options on forward Darius Bazley and guard Ty Jerome	April 15	Signed guard Justin Robinson to a second 10-Day Contract
		April 25	Signed guard Charlie Brown Jr. to a 10-Day Contract
		May 5	Signed guard Charlie Brown Jr. to a second 10-Day Contract
		May 15	Signed guard Charlie Brown Jr. to a multi-year contract

2020-21 NBA REVIEW



2020-21 STANDINGS/HEAD-TO-HEAD

NBA EASTERN CONFERENCE

ATLANTIC DIVISION								
	W	L	PCT	GB	HOME	ROAD	LAST-10	STREAK
Toronto	53	19	.736	-	26-10	27-9	9-1	Won 4
Boston	48	24	.667	5	26-10	22-14	6-4	Lost 1
Philadelphia	43	30	.589	10.5	31-4	12-26	5-5	Won 1
Brooklyn	35	37	.486	18	20-16	15-21	7-3	Lost 1
New York	21	45	.318	29	11-22	10-23	4-6	Won 1
CENTRAL DIVISION								
	W	L	PCT	GB	HOME	ROAD	LAST-10	STREAK
Milwaukee	56	17	.767	-	30-5	26-12	3-7	Lost 1
Indiana	45	28	.616	11	25-11	20-17	7-3	Won 2
Chicago	22	43	.338	30	14-20	8-23	3-7	Won 1
Detroit	20	46	.303	32.5	11-22	9-24	1-9	Lost 5
Cleveland	19	46	.292	33	11-25	8-21	4-6	Lost 1
SOUTHEAST DIVISION								
	W	L	PCT	GB	HOME	ROAD	LAST-10	STREAK
Miami	44	29	.603	-	29-7	15-22	4-6	Lost 2
Orlando	33	40	.452	11	18-17	15-23	5-5	Won 1
Charlotte	23	42	.354	17	10-21	13-21	4-6	Won 1
Washington	25	47	.347	18.5	16-20	9-27	2-8	Won 1
Atlanta	20	47	.299	21	14-20	6-27	4-6	Lost 1

NBA WESTERN CONFERENCE

SOUTHWEST DIVISION								
	W	L	PCT	GB	HOME	ROAD	LAST-10	STREAK
Houston	44	28	.611	-	24-12	20-16	5-5	Lost 3
Dallas	43	32	.573	2.5	20-18	23-14	4-6	Lost 2
Memphis	34	39	.466	10.5	20-17	14-22	3-7	Won 1
San Antonio	32	39	.451	11.5	19-15	13-24	6-4	Lost 1
New Orleans	30	42	.417	14	15-21	15-21	4-6	Lost 3
NORTHWEST DIVISION								
	W	L	PCT	GB	HOME	ROAD	LAST-10	STREAK
Denver	46	27	.630	-	26-11	20-16	4-6	Lost 3
Okahoma City	44	28	.611	1.5	23-14	21-14	6-4	Lost 1
Utah	44	28	.611	1.5	23-12	21-16	4-6	Won 1
Portland	35	39	.473	11.5	21-15	14-24	7-3	Won 3
Minnesota	19	45	.297	22.5	8-24	11-21	3-7	Lost 3
PACIFIC DIVISION								
	W	L	PCT	GB	HOME	ROAD	LAST-10	STREAK
L.A. Lakers	52	19	.732	-	25-10	27-9	4-6	Lost 1
L.A. Clippers	49	23	.681	3.5	27-9	22-14	6-4	Won 2
Phoenix	34	39	.466	19	17-22	17-17	9-1	Won 8
Sacramento	31	41	.431	21.5	16-19	15-22	4-6	Won 2
Golden State	15	50	.231	34	8-26	7-24	3-7	Lost 1

HEAD-TO-HEAD WIN GRID

	ATL	BOS	BKN	CHA	CHI	CLE	DAL	DEN	DET	GS	HOU	IND	LAC	LAL	MEM	MIA	MIL	MIN	NO	NY	OKC	ORL	PHI	PHO	POR	SAC	SA	TOR	UTA	WAS	W	L	PCT	GB	LAST-10	STREAK			
ATLANTIC DIVISION																																							
PHI	2	3	2	3	3	1	2	0	2	2	1	2	2	1	2	0	2	2	1	3	2	3	-	0	0	2	2	2	2	1	3	49	23	.681	-	8-2	Won 2		
BRK	2	3	-	2	2	2	1	0	2	2	2	2	3	2	1	0	2	1	2	3	1	2	1	2	1	2	2	2	1	1	48	24	.667	1	6-4	Won 5			
NY	3	2	2	2	2	2	1	0	3	1	2	2	1	2	2	1	2	0	1	2	0	1	1	1	1	1	2	1	3	41	31	.569	8	7-3	Won 3				
BOS	1	-	0	2	2	1	1	0	2	1	2	2	2	2	1	1	1	2	2	0	1	1	3	0	1	0	1	1	3	0	2	36	36	.500	13	4-6	Lost 1		
TOR	0	0	2	2	0	2	1	1	0	1	1	1	0	1	1	1	1	2	1	0	1	1	3	1	0	0	1	1	-	0	2	27	45	.375	22	1-9	Lost 7		
CENTRAL DIVISION																																							
MIL	2	1	2	1	2	3	1	1	3	1	1	3	-	1	2	2	-	2	1	1	1	3	3	0	2	2	1	1	0	3	46	26	.639	-	8-2	Lost 1			
IND	2	1	0	1	1	1	3	1	1	3	1	2	-	0	0	0	2	2	0	2	1	1	2	3	1	1	1	2	0	0	34	38	.472	12	5-5	Won 1			
CHI	0	2	2	1	3	-	1	2	0	3	0	2	2	0	0	0	0	1	1	1	1	1	0	0	1	0	0	1	0	3	31	41	.431	15	5-5	Won 1			
CLE	2	2	2	2	2	2	-	0	0	2	0	2	0	0	0	0	1	0	1	1	1	1	0	2	0	0	0	1	1	0	22	50	.306	24	1-9	Lost 2			
DET	1	2	1	0	0	1	0	0	-	0	1	0	0	0	1	1	0	0	1	0	1	0	2	1	1	1	0	3	0	1	20	52	.278	26	1-9	Lost 5			
SOUTHEAST DIVISION																																							
ATL	2	1	2	1	3	1	0	0	1	2	2	2	1	1	1	1	1	2	2	0	1	3	1	1	1	1	1	3	0	3	41	31	.569	-	7-3	Won 4			
MIA	1	2	1	1	2	3	0	0	0	2	2	1	2	1	0	2	0	-	1	1	2	3	2	2	1	0	1	1	2	2	40	32	.556	1	8-2	Won 1			
WAS	0	1	2	1	1	1	3	0	0	2	2	2	1	3	1	2	0	1	0	2	1	0	2	1	1	0	1	1	0	2	-	34	38	.472	7	6-4	Won 5		
CHA	2	1	1	-	0	1	1	1	0	3	1	2	2	0	0	2	0	2	2	1	1	0	1	1	2	1	1	1	2	1	2	33	39	.458	8	3-7	Lost 2		
ORL	0	0	1	1	2	3	0	0	2	1	0	1	0	0	1	0	1	1	0	1	1	-	0	1	0	1	0	0	2	2	21	51	.292	20	2-8	Lost 7			
SOUTHWEST DIVISION																																							
DAL	2	2	2	1	0	2	-	2	2	2	2	1	1	2	2	1	2	2	1	2	2	0	0	1	0	2	1	2	1	1	2	42	30	.583	-	7-3	Lost 1		
MEM	1	2	2	2	2	2	1	1	2	0	1	1	2	0	-	1	2	1	3	2	1	0	2	1	2	2	1	1	0	2	38	34	.528	4	6-4	Lost 1			
SAC	1	1	1	1	2	2	1	1	2	1	1	1	2	1	1	0	1	2	1	1	2	1	1	2	0	2	-	1	0	2	33	39	.458	9	2-8	Lost 4			
NO	0	2	0	1	0	2	1	1	1	1	1	1	2	1	1	1	1	2	1	1	0	1	1	1	1	1	2	1	1	1	1	31	41	.431	11	4-6	Lost 4		
HOU	0	0	0	0	0	0	0	2	0	1	0	-	0	0	1	0	1	0	1	1	0	1	2	0	0	1	2	1	1	0	1	17	55	.236	25	2-8	Lost 1		
NORTHWEST DIVISION																																							
UTA	2	2	0	1	2	2	2	2	2	1	3	2	2	2	3	1	2	0	2	1	3	2	2	1	0	2	3	3	2	2	-	0	52	20	.722	-	7-3	Won 2	
DEN	1	0	0	0	2	2	2	1	-	2	1	3	3	2	2	2	3	2	1	3	2	2	2	2	2	2	2	2	2	1	1	0	47	25	.653	5	6-4	Lost 1	
POR	1	1	1	1	1	1	2	2	1	2	2	2	1	0	2	1	1	0	2	3	1	2	2	2	2	2	2	2	2	1	1	42	30	.583	10	8-2	Won 1		
MIN	0	0	0	0	0	1	1	1	1	1	1	1	2	2	0	0	1	1	0	2	1	1	1	1	1	1	1	1	1	1	23	49	.319	29	5-5	Won 1			
OKC	1	1	1	1	1	1	1	0	0	0	2	0	0	1	0	0	1	0	1	1	1	-	1	1	0	1	1	0	1	0	22	50	.306	30	1-9	Won 1			
PACIFIC DIVISION																																							
PHO	1	1	0	0	1	2	2	2	3	1	1	2	2	2	2	2	2	2	2	2	2	1	2	2	2	2	2	2	3	1	51	21	.708	-	7-3	Won 3			
LAC	1	0	0	2	2	2	2	1	1	2	2	3	2	2	1	1	3	2	2	1	2	3	1	2	3	2	2	2	2	1	1	47	25	.653	4	4-6	Lost 2		
LAL	1	0	1	2	2	2	2	3	2	2	2	2	2	2	2	2	2	2	2	2	2	2	2	2	2	2	2	2	2	1	42	30	.583	9	6-4	Won 5			
GS	0	0	0	1	2	2	1	2	2	2	2	2	2	2	1	1	2	2	1	3	1	1	1	1	1	1	1	1	1	1	0	39	33	.542	12	8-2	Won 6		
SAC	1	2	0	0	0	1	2	3	3	1	1	1	2	1	1	0	0	1	1	1	3	1	0	1	0	-	1	1	0	1	31	41	.431	20	6-4	Lost 3			



2020-21 LEAGUE LEADERS

SCORING AVERAGE					FIELD GOAL PCT.				
Curry, G.S.	63	658	362	2015	32.0	Gobert, Utah	391	579	.675
Beal, Was.	60	670	408	1878	31.3	Holmes, Sac.	366	575	.637
Lillard, Por.	67	602	449	1928	28.8	Lopez, Was.	269	425	.633
Embiid, Phi.	51	461	471	1451	28.5	Ayton, Pho.	430	687	.626
G. Antetokounmpo, Mil.	61	626	398	1717	28.1	Harrell, LA-L	375	603	.622
Doncic, Dal.	66	647	344	1830	27.7	Allen, Brk.-Cle.	298	482	.618
LaVine, Chi.	58	569	253	1591	27.4	Poeltl, S.A.	265	430	.616
Williamson, N.O.	61	634	369	1647	27.0	Williamson, N.O.	634	1037	.611
Irving, Brk.	54	549	201	1451	26.9	Kanter, Por.	339	561	.604
Tatum, Bos.	64	605	295	1692	26.4	Capela, Atl.	413	695	.594
Mitchell, Utah	53	478	267	1401	26.4				
Jokic, Den.	72	732	342	1898	26.4				
Booker, Pho.	67	623	340	1712	25.6				
Young, Atl.	63	487	484	1594	25.3				
Fox, Sac.	58	529	300	1461	25.2				
Leonard, LA-C	52	465	261	1292	24.8				
Brown, Bos.	58	538	191	1430	24.7				
Sexton, Cle.	60	525	312	1460	24.3				
Randle, N.Y.	71	602	348	1712	24.1				
Ingram, N.O.	61	513	281	1450	23.8				
REBOUNDS PER GAME					3-PT FIELD GOAL PCT.				
Capela, Atl.	63	297	606	903	14.3	Harris, Brk.	211	444	.475
Gobert, Utah	71	240	720	960	13.5	Morris, LA-C	140	296	.473
Valanciunas, Mem.	62	253	523	776	12.5	Portis, Mil.	74	157	.471
Sabonis, Ind.	62	150	592	742	12.0	Forbes, Mil.	154	341	.452
Vucevic, Ori.-Chi.	70	146	671	817	11.7	Ingles, Utah	183	406	.451
Westbrook, Was.	65	109	641	750	11.5	Curry, Phi.	126	280	.450
Kanter, Por.	72	284	511	795	11.0	Durant, Brk.	85	189	.450
G. Antetokounmpo, Mil.	61	97	574	671	11.0	Kennard, LA-C	100	224	.446
Jokic, Den.	72	205	575	780	10.8	Porter, Den.	170	382	.445
Embiid, Phi.	51	113	426	539	10.6	Payne, Pho.	73	166	.440
Ayton, Pho.	69	228	499	727	10.5				
Randle, N.Y.	71	84	639	723	10.2				
Allen, Brk.-Cle.	63	196	435	631	10.0				
Plumlee, Det.	56	145	374	519	9.3				
Adebayo, Mia.	64	142	431	573	9.0				
Adams, N.O.	58	213	301	514	8.9				
Howard, Phi.	69	190	390	580	8.4				
Holmes, Sac.	61	144	360	504	8.3				
Carter, Chi.-Ori.	54	132	311	443	8.2				
Thompson, Bos.	54	169	270	439	8.1				
ASSISTS PER GAME					FREE THROW PCT.				
Westbrook, Was.	65	763	11.7		Paul, Pho.	FT	FTA	PCT	
Young, Atl.	63	594	9.4		Lillard, Por.	169	181	.934	
Paul, Pho.	70	622	8.9		Gallinari, Atl.	449	484	.928	
Green, G.S.	63	558	8.9		Irving, Brk.	161	174	.925	
Doncic, Dal.	66	567	8.6		Curry, G.S.	201	218	.922	
Jokic, Den.	72	599	8.3		White, Chi.	362	395	.916	
Lillard, Por.	67	505	7.5		Walker, Bos.	128	142	.901	
Morant, Mem.	63	465	7.4		Middleton, Mil.	134	149	.899	
Fox, Sac.	58	417	7.2		Clarkson, Utah	212	236	.898	
Butler, Mia.	52	369	7.1		Harris, Phi.	129	144	.896	
DeRozan, S.A.	61	422	6.9			182	204	.892	
Simmons, Phi.	58	401	6.9						
Sabonis, Ind.	62	415	6.7						
McConnell, Ind.	69	456	6.6						
Rubio, Min.	68	433	6.4						
VanVleet, Tor.	52	328	6.3						
Ball, Cha.	51	313	6.1						
Garland, Cle.	54	329	6.1						
Holiday, Mil.	59	357	6.1						
Randle, N.Y.	71	427	6.0						
					STEALS PER GAME				
					Butler, Mia.	G	STL	AVG	
					McConnell, Ind.	52	108	2.08	
					VanVleet, Tor.	69	128	1.80	
					Green, G.S.	52	87	1.67	
					Holiday, Mil.	63	105	1.67	
					Thyulieby, Phi.	59	96	1.63	
					Simmons, Phi.	65	105	1.62	
					Wright, Det.-Sac.	58	93	1.60	
					Ball, Cha.	63	101	1.60	
					Leonard, LA-C	51	81	1.59	
						52	81	1.56	
					BLOCKS PER GAME				
					Turner, Ind.	G	BLK	AVG	
					Gobert, Utah	47	159	3.38	
					Noel, N.Y.	71	190	2.68	
					Capela, Atl.	64	141	2.20	
					Boucher, Tor.	63	129	2.05	
					Poeltl, S.A.	60	111	1.85	
					R. Williams, Bos.	69	123	1.78	
					Holmes, Sac.	52	91	1.75	
					B. Lopez, Mil.	61	96	1.57	
					Allen, Brk.-Cle.	70	103	1.47	
						63	90	1.43	
					MINUTES PER GAME				
					Randle, N.Y.	G	MIN	AVG	
					VanVleet, Tor.	71	2667	37.6	
					Westbrook, Was.	52	1899	36.5	
					Barnes, Sac.	65	2369	36.4	
					Sabonis, Ind.	58	2102	36.2	
					Siakam, Tor.	62	2232	36.0	
					Lillard, Por.	56	2006	35.0	
					Beal, Was.	67	2398	35.8	
					Tatum, Bos.	60	2147	35.8	
					Sexton, Cle.	64	2290	35.8	
						60	2115	35.3	



2020-21 OFFENSIVE/DEFENSIVE STATS

TEAMS' STATISTICS

TEAM	G	--FIELD GOALS--			--3-PT FGS--			--FREE THROWS--			--REBOUNDS--			--MISCELLANEOUS--							--SCORING--	
		MADE	ATT.	PCT.	MADE	ATT.	PCT.	MADE	ATT.	PCT.	OFF.	DEF.	TOT.	AST	PF	DQ	STL	TO	BLK	PTS	AVG.	
Milw.	72	3221	6610	487	1038	2669	389	1169	1539	760	741	2724	3465	1834	1244	4	585	995	334	8649	120.1	
Brk.	72	3106	6289	494	1020	2600	392	1305	1623	804	640	2559	3199	1929	1371	6	484	975	379	8537	118.6	
Wash.	72	3108	6547	475	733	2088	351	1449	1884	769	697	2557	3254	1835	1555	9	528	1037	297	8398	116.6	
Utah	72	2971	6344	468	1205	3098	389	1235	1546	799	765	2709	3474	1703	1335	3	474	1023	371	8382	116.4	
Port.	72	2973	6558	453	1132	2939	385	1282	1558	823	766	2441	3207	1531	1362	3	496	799	363	8360	116.1	
Ind.	72	3115	6567	474	889	2445	364	1183	1493	792	648	2424	3072	1973	1453	15	611	975	460	8302	115.3	
Phoe.	72	3118	6357	490	940	2490	378	1124	1347	834	630	2462	3092	1939	1374	5	517	902	312	8300	115.3	
Den.	72	3114	6422	485	927	2462	377	1129	1406	803	758	2442	3200	1933	1374	5	582	972	323	8284	115.1	
N.O.	72	3060	6412	477	762	2190	348	1369	1878	729	845	2568	3413	1872	1295	6	545	1052	315	8251	114.6	
LA-C	72	3009	6242	482	1027	2498	411	1164	1387	839	678	2501	3179	1756	1383	4	509	950	295	8209	114.0	
Sac.	72	3067	6382	481	874	2400	364	1181	1585	745	674	2307	2981	1836	1400	9	543	963	358	8189	113.7	
G.S.	72	2973	6347	468	1048	2789	376	1193	1520	785	574	2524	3098	1991	1526	6	587	1080	342	8187	113.7	
Atl.	72	2937	6281	468	895	2402	373	1417	1745	812	760	2525	3285	1737	1392	2	503	953	342	8186	113.7	
Phil.	72	2981	6257	476	811	2169	374	1409	1836	767	722	2522	3244	1706	1456	5	655	1040	447	8182	113.6	
Mem.	72	3085	6608	467	803	2258	356	1184	1536	771	803	2543	3346	1938	1349	13	655	957	364	8157	113.3	
Bos.	72	2985	6401	466	979	2618	374	1160	1496	775	765	2421	3186	1689	1471	3	556	1012	383	8109	112.6	
Dall.	72	2958	6287	470	994	2744	362	1186	1524	778	657	2463	3120	1647	1396	8	450	869	311	8096	112.4	
Minn.	72	2932	6546	448	944	2706	349	1265	1662	761	757	2376	3133	1846	1507	11	632	1027	398	8073	112.1	
Tor.	72	2859	6383	448	1041	2831	368	1252	1536	815	680	2314	2994	1735	1526	12	618	952	389	8011	111.3	
S.A.	72	3014	6518	462	716	2046	350	1254	1584	792	699	2489	3158	1759	1293	3	505	821	366	7998	111.1	
Chi.	72	3035	6380	476	904	2446	370	955	1258	791	693	2544	3237	1927	1362	3	482	1089	304	7969	110.7	
LA-L	72	2925	6197	472	796	2248	354	1241	1679	739	695	2490	3185	1775	1377	3	562	1095	386	7887	109.5	
Cha.	72	2875	6324	455	985	2656	369	1146	1505	761	762	2389	3151	1933	1287	1	565	1069	344	7881	109.5	
Hou.	72	2826	6372	444	992	2923	339	1189	1606	740	671	2396	3067	1699	1407	10	546	1060	361	7833	108.8	
Miami	72	2824	6029	468	932	2606	358	1201	1520	790	579	2409	2988	1895	1363	8	569	1013	286	7781	108.1	
N.Y.	72	2839	6225	456	847	2163	392	1181	1506	784	696	2554	3250	1541	1473	10	507	932	365	7706	107.0	
Det.	72	2783	6162	452	832	2370	351	1278	1683	759	694	2381	3075	1743	1477	16	531	1075	371	7676	106.6	
OKC.	72	2795	6338	441	857	2529	339	1113	1536	725	715	2568	3283	1588	1305	7	504	1162	316	7560	105.0	
Orl.	72	2754	6423	429	784	2288	343	1196	1543	775	747	2525	3272	1571	1237	4	496	924	318	7488	104.0	
Clev.	72	2778	6175	450	720	2141	336	1200	1614	743	751	2327	3078	1716	1308	7	559	1114	325	7476	103.8	

OPPONENTS' STATISTICS

TEAM	--FIELD GOALS--			--3-PT FGS--			--FREE THROWS--			--REBOUNDS--			--MISCELLANEOUS--							--SCORING--	
	MADE	ATT	PCT.	MADE	ATT	PCT.	MADE	ATT	PCT.	OFF.	DEF.	TOT.	AST	PF	DQ	STL	TO	BLK	PTS	AVG.	
N.Y.	2730	6209	440	864	2565	337	1216	1598	761	695	2478	3173	1696	1286	8	472	918	391	7540	104.7	+2.3
LA-L	2862	6221	460	818	2321	352	1144	1475	776	634	2392	3026	1776	1530	10	593	1095	327	7686	106.8	+2.8
Utah	2943	6581	447	783	2293	341	1047	1364	768	706	2362	3068	1604	1365	6	554	827	282	7716	107.2	+9.3
LA-C	2887	6223	464	833	2341	356	1157	1489	777	659	2307	2966	1650	1303	2	510	925	304	7764	107.8	+6.2
Miami	2815	6137	459	1027	2814	365	1122	1435	782	684	2404	3088	1857	1414	11	541	1085	287	7779	108.0	+0.0
Phil.	2835	6259	453	857	2378	360	1253	1640	764	702	2388	3090	1694	1509	9	521	1122	335	7780	108.1	+5.6
Phoe.	2916	6248	467	836	2359	354	1213	1560	778	674	2401	3075	1652	1294	6	498	981	258	7881	109.5	+5.8
Den.	2883	6149	469	934	2570	363	1229	1589	773	652	2314	2966	1864	1379	6	540	1014	325	7929	110.1	+4.9
Dall.	2885	6269	460	925	2537	365	1238	1621	764	704	2460	3164	1631	1446	7	527	908	264	7933	110.2	+2.3
Det.	2980	6260	476	817	2260	362	1221	1607	760	717	2475	3192	1785	1469	10	578	1004	419	7998	111.1	-4.5
Bos.	2875	6191	464	925	2473	374	1329	1692	785	677	2382	3059	1732	1389	5	531	1015	334	8004	111.2	+1.5
Atl.	2971	6418	463	858	2460	349	1219	1519	803	719	2352	3071	1754	1422	8	557	886	363	8019	111.4	+2.3
Cha.	2972	6346	468	1042	2847	366	1034	1387	745	766	2487	3253	1951	1340	5	582	1062	347	8020	111.4	-1.9
Chi.	2983	6313	473	829	2328	356	1238	1600	774	624	2410	3034	1737	1277	5	614	917	364	8033	111.6	-0.9
Tor.	2809	6099	461	1001	2641	379	1426	1785	799	720	2582	3302	1872	1405	8	477	1161	402	8045	111.7	-0.5
Mem.	2953	6387	462	926	2526	367	1251	1588	788	704	2515	3219	1827	1318	7	552	1068	377	8083	112.3	+1.0
Clev.	3024	6245	484	893	2334	383	1143	1468	779	712	2437	3149	1628	1451	3	613	1033	425	8084	112.3	-8.4
G.S.	2897	6408	452	891	2481	359	1426	1834	778	769	2635	3404	1711	1406	10	567	1083	312	8111	112.7	+1.1
S.A.	3055	6469	472	885	2350	377	1128	1489	758	732	2681	3413	1784	1338	4	454	949	369	8123	112.8	-1.7
Orl.	3039	6456	471	987	2649	373	1093	1390	786	704	2706	3410	1874	1342	3	548	917	384	8158	113.3	-9.3
Brk.	3017	6573	459	951	2607	365	1228	1584	775	753	2348	3101	1729	1361	6	550	908	330	8213	114.1	+4.5
Milw.	3052	6688	456	1068	2778	384	1053	1350	780	693	2435	3128	1804	1320	4	507	947	348	8225	114.2	+5.9
Port.	3007	6355	473	928	2494	372	1289	1638	787	710	2558	3268	1794	1374	6	440	892	333	8231	114.3	+1.8
N.O.	3016	6431	469	1043	2745	380	1197	1516	790	644	2366	3010	1866	1534	16	555	961	426	8272	114.9	-0.3
Ind.	3007	6576	468	828	2265	366	1325	1695	782	813	2555	3368	1877	1306	5	535	1066	381	8305	115.3	-0.0
OKC.	3123	6603	473	978	2688	364	1102	1426	773	729	2663	3392	1856	1336	3	647	942	378	8326	115.6	-10.6
Hou.	3075	6411	480	966	2532	382	1286	1642	783	713	2713	3426	1855	1388	6	611	1055	378	8402	116.7	-7.9
Sac.	3139	6438	488	893	2349	380	1283	1631	787	767	2489	3256	1823	1348	3	545	988	336	8454	117.4	-3.7
Minn.	3098	6426	482	945	2412	392	1322	1695	786	718	2579	3297	1932	1432	7	580	1102	398	8473	117.7	-5.6
Wash.	3103	6594	471	896	2425	369	1428	1828	781	738	2580	3138	1762	1586	12	587	1056	348	8530	118.5	-1.8
AVG.	2967	6366	466	914	2494	367	1222	1571	778	708	2482	3190	1786	1389	7	545	996	351	8071	112.1	



2021 NBA PLAYOFFS

EASTERN CONFERENCE FIRST ROUND

PHILADELPHIA VS. WASHINGTON
(PHILADELPHIA WON 4-1)
MAY 23 WAS 118 @ PHI 125
MAY 26 WAS 95 @ PHI 120
MAY 29 PHI 132 @ WAS 103
MAY 31 PHI 114 @ WAS 122
JUNE 2 WAS 112 @ PHI 129

BROOKLYN VS. BOSTON
(BROOKLYN WON 4-1)
MAY 22 BOS 93 @ BKN 104
MAY 25 BOS 108 @ BKN 130
MAY 28 BKN 119 @ BOS 125
MAY 30 BKN 141 @ BOS 126
JUNE 1 BOS 109 @ BKN 123

MILWAUKEE VS. MIAMI
(MILWAUKEE WON 4-0)
MAY 22 MIA 107 @ MIL 109 (OT)
MAY 24 MIA 98 @ MIL 132
MAY 27 MIL 113 @ MIA 84
MAY 29 MIL 120 @ MIA 103

NEW YORK VS. ATLANTA
(ATLANTA WON 4-1)
MAY 23 ATL 107 @ NYK 105
MAY 26 ATL 92 @ NYK 101
MAY 28 NYK 94 @ ATL 105
MAY 30 NYK 96 @ ATL 113
JUNE 2 ATL 103 @ NYK 89

EASTERN CONFERENCE SEMIFINALS

PHILADELPHIA VS. ATLANTA
(ATLANTA WON 4-3)
JUNE 6 ATL 128 @ PHI 124
JUNE 8 ATL 102 @ PHI 118
JUNE 11 PHI 127 @ ATL 111
JUNE 14 PHI 100 @ ATL 103
JUNE 16 ATL 109 @ PHI 106
JUNE 18 PHI 104 @ ATL 99
JUNE 20 ATL 103 @ PHI 96

BROOKLYN VS. MILWAUKEE
(MILWAUKEE WON 4-3)
JUNE 5 MIL 107 @ BKN 115
JUNE 7 MIL 86 @ BKN 125
JUNE 10 BKN 83 @ MIL 86
JUNE 13 BKN 96 @ MIL 107
JUNE 15 MIL 108 @ BKN 114
JUNE 17 BKN 89 @ MIL 104
JUNE 19 MIL 115 @ BKN 111 (OT)

EASTERN CONFERENCE FINALS

MILWAUKEE VS. ATLANTA
(MILWAUKEE WON 4-2)
JUNE 23 ATL 116 @ MIL 113
JUNE 25 ATL 91 @ MIL 125
JUNE 27 MIL 113 @ ATL 102
JUNE 29 MIL 88 @ ATL 110
JULY 1 ATL 112 @ MIL 123
JULY 3 MIL 118 @ ATL 107

2021 NBA FINALS

PHOENIX VS. MILWAUKEE
(MILWAUKEE WON 4-2)
JULY 6 MIL 105 @ PHX 118
JULY 8 MIL 108 @ PHX 118
JULY 11 PHX 100 @ MIL 120
JULY 14 PHX 103 @ MIL 109
JULY 17 MIL 123 @ PHX 119
JULY 20 PHX 98 @ MIL 105

WESTERN CONFERENCE FIRST ROUND

UTAH VS. MEMPHIS
(UTAH WON 4-1)
MAY 23 MEM 112 @ UTA 109
MAY 26 MEM 129 @ UTA 141
MAY 29 UTA 121 @ MEM 111
MAY 31 UTA 120 @ MEM 113
JUNE 2 MEM 110 @ UTA 126

PHOENIX VS. L.A. LAKERS
(PHOENIX WON 4-2)
MAY 23 LAL 90 @ PHX 99
MAY 25 LAL 109 @ PHX 102
MAY 27 PHX 95 @ LAL 109
MAY 30 PHX 100 @ LAL 92
JUNE 1 LAL 85 @ PHX 115
JUNE 3 PHX 113 @ LAL 100

DENVER VS. PORTLAND
(DENVER WON 4-2)
MAY 22 POR 123 @ DEN 109
MAY 24 POR 109 @ DEN 128
MAY 27 DEN 120 @ POR 115
MAY 29 DEN 95 @ POR 115
JUNE 1 POR 140 @ DEN 147 (2OT)
JUNE 3 DEN 126 @ POR 115

LA CLIPPERS VS. DALLAS
(L.A. CLIPPERS WON 4-3)
MAY 22 DAL 113 @ LAC 103
MAY 25 DAL 127 @ LAC 121
MAY 28 LAC 118 @ DAL 108
MAY 30 LAC 106 @ DAL 81
JUNE 2 DAL 105 @ LAC 100
JUNE 4 LAC 104 @ DAL 97
JUNE 6 DAL 111 @ LAC 126

WESTERN CONFERENCE SEMIFINALS

UTAH VS. L.A. CLIPPERS
(L.A. CLIPPERS WON 4-2)
JUNE 8 LAC 109 @ UTA 112
JUNE 10 LAC 111 @ UTA 117
JUNE 12 UTA 106 @ LAC 132
JUNE 14 UTA 104 @ LAC 118
JUNE 16 LAC 119 @ UTA 111
JUNE 18 UTA 119 @ LAC 131

PHOENIX VS. DENVER
(PHOENIX WON 4-0)
JUNE 7 DEN 105 @ PHX 122
JUNE 9 DEN 98 @ PHX 123
JUNE 11 PHX 116 @ DEN 102
JUNE 13 PHX 125 @ DEN 118

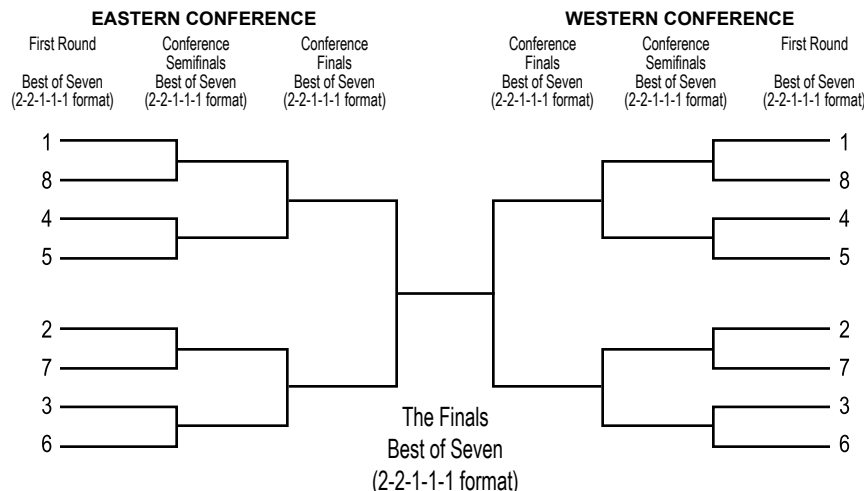
WESTERN CONFERENCE FINALS

PHOENIX VS. L.A. CLIPPERS
(PHOENIX WON 4-2)
JUNE 20 LAC 114 @ PHX 120
JUNE 22 LAC 103 @ PHX 104
JUNE 24 PHX 92 @ LAC 106
JUNE 26 PHX 84 @ LAC 80
JUNE 28 LAC 116 @ PHX 102
JUNE 30 PHX 130 @ LAC 103

2021 NBA PLAYOFF STRUCTURE/ATTENDANCE



2020 NBA PLAYOFF STRUCTURE



Eight teams from each conference qualify for the NBA Playoffs. The three division winners and the team with the next-best record from each conference will receive the top four seeds and will be ranked Nos. 1-4 according to their regular-season records. The remaining four teams in each conference will be seeded 5-8 according to their won-lost records. The Play-In Tournament will determine the teams that will fill the seventh and eighth playoff seeds in each conference. The Play-In Tournament, which will take place after the regular season and before the first round of the playoffs, will include the teams with the seventh-highest through the tenth-highest winning percentages in each conference. In each round of the playoffs, the team with the better regular-season won-lost record gets the home-court advantage. All rounds of the playoffs are a best-of-seven series. Each best-of-seven series will play 2-2-1-1-1 format.

2020-21 FINAL REGULAR SEASON ATTENDANCE

TEAM	HOME ATTENDANCE			ROAD ATTENDANCE		
	G	ATT	AVG	G	ATT	AVG
Atlanta Hawks	27	59,288	2,196	14	39,006	2,786
Boston Celtics	11	27,769	2,524	20	56,946	2,847
Brooklyn Nets	20	30,491	1,525	14	44,807	3,201
Charlotte Hornets	18	68,255	3,792	17	42,078	2,475
Chicago Bulls	4	13,655	3,414	16	42,181	2,636
Cleveland Cavaliers	31	91,476	2,951	16	47,105	2,944
Dallas Mavericks	26	94,849	3,648	15	37,063	2,471
Denver Nuggets	14	54,563	3,897	16	42,184	2,637
Detroit Pistons	19	14,250	750	14	44,198	3,157
Golden State Warriors	9	33,457	3,717	16	48,843	3,053
Houston Rockets	36	117,009	3,250	14	45,950	3,282
Indiana Pacers	0	0	---	15	45,455	3,030
Los Angeles Clippers	6	13,901	2,317	19	58,642	3,086
Los Angeles Lakers	9	23,313	2,590	15	49,332	3,289
Memphis Grizzlies	28	61,449	2,195	19	58,562	3,082
Miami Heat	0	0	---	19	62,179	3,273
Milwaukee Bucks	21	51,660	2,460	15	44,960	2,997
Minnesota Timberwolves	10	15,774	1,577	14	34,611	2,472
New Orleans Pelicans	36	93,120	2,587	20	58,665	2,933
New York Knickerbockers	22	42,131	1,915	19	55,598	2,926
Oklahoma City Thunder	0	0	---	15	41,871	2,791
Orlando Magic	35	126,463	3,613	16	49,909	3,119
Philadelphia 76ers	17	68,583	4,034	14	39,817	2,844
Phoenix Suns	27	104,027	3,853	19	56,732	2,986
Portland Trail Blazers	3	5,817	1,939	16	58,149	3,634
Sacramento Kings	0	0	---	23	69,162	3,007
San Antonio Spurs	18	61,053	3,392	20	63,402	3,170
Toronto Raptors	11	26,024	2,366	19	45,020	2,369
Utah Jazz	34	151,300	4,450	13	40,362	3,105
Washington Wizards	7	21,331	3,047	17	48,219	2,836
TOTALS	499	1,471,008	2,948	499	1,471,008	2,948



NBA OFFICE DIRECTORY

NATIONAL BASKETBALL ASSOCIATION NBA ENTERTAINMENT WOMEN'S NATIONAL BASKETBALL ASSOCIATION NBA G LEAGUE NBA 2K LEAGUE BASKETBALL AFRICA LEAGUE

NEW YORK

Olympic Tower 645 Fifth Avenue
New York, NY 10022
Telephone: (212) 407-8000
Fax: (212) 832-3861

NEW JERSEY

100 Plaza Drive
Secaucus, NJ 07094
Telephone: (201) 865-1500
Fax: (201) 974-5973

INTERNATIONAL OFFICES

AFRICA

9th Floor GreenPark Corner
3 Lower Road Morningside 2196
Johannesburg, South Africa
Telephone: +27-100-072-668

Levels 4 and 5, Serenity Building
King Fahd Palace Road
Almadies, Dakar
Senegal

ASIA/PACIFIC

CHINA—BEIJING

19th Floor, Office Tower 2, China Central Place
No. 79 Jianguo Road, Chaoyang District
Beijing, China 100025
Telephone: +86-10-5200-8200
Fax: +86-10-5200-8202

CHINA—SHANGHAI

Unit 2703-2708, 27F, Tower 2 Plaza
66 1266 Nanjing West Road,
Jing An District
Shanghai, China 200040
Telephone: +86-21-6137-2200
Fax: +86-21-6288-9920

HONG KONG

Room 3101, Lee Gardens One
33 Hysan Avenue
Causeway Bay, Hong Kong
Telephone: +852-2843-9600
Fax: +852-2536-4808

PHILIPPINES

Unit 1701, World Plaza Building
5th Avenue corner 30th Street
Bonifacio Global City
Taguig, 1634 Philippines
Jandric Lim, Communications
Telephone: +632-866-8205

TAIWAN

Suite 1303, No. 88, Section 2
Chung Hsiao East Road
Taipei, Taiwan ROC 100
Telephone: +886-2-2397-8000
Fax: +886-2-2358-1098

CANADA

50 Bay Street, Suite 1402
Toronto, Ontario Canada M5J 3A5
Telephone: (416) 682-2000
Fax: (416) 364-0205

EUROPE & THE MIDDLE EAST

LONDON

Endeavour House,
189 Shaftesbury Avenue
London, United Kingdom WC2H 8JR
Telephone: +44-20-7420-8900

SPAIN

Leganitos Street 6th Floor
28013 Madrid, Spain
Ignasi Castello, Communications
Telephone: +34-912-153-573

INDIA

C-1804, ONE BKC

G Block, Bandra Kurla Complex,
Bandra East, Mumbai - 400051
Telephone: +91-22-6124-6100

LATIN AMERICA

BRAZIL

Av Borges de Medeiros, 633
Sala 301 – Leblon
Rio de Janeiro, RJ, Brazil 22430-041
Telephone: +55-21-3206-6400
Fax: +55-21-2586-6001

MEXICO

Av. Prolongacion Paseo de la Reforma
No. 1236, Piso 6,
Planta Baja Desarrollo Santa Fe
Cuajimalpa De Morelos, Ciudad De Mexico 05348
Telephone: +52-55-9171-7700



NBA G LEAGUE



2020-21 NBA G LEAGUE FINAL REGULAR SEASON STANDINGS

Team	W	L	Pct	G	B	Home	Road	Last	10	Streak
Raptors 905	12	3	.800	---	5	2	7	1	9-1	Won 8
Erie	11	4	.733	1.0	5	2	6	2	7-3	Lost 1
Santa Cruz	11	4	.733	1.0	7	0	4	4	9-1	Won 1
Austin	10	5	.667	2.0	6	2	4	3	6-4	Lost 1
Delaware	10	5	.667	2.0	5	2	5	3	5-5	Lost 1
Lakeland	9	6	.600	3.0	6	1	3	5	6-4	Lost 1
Rio Grande Valley	9	6	.600	3.0	5	3	4	3	7-3	Won 6
G League Ignite	8	7	.533	4.0	3	4	5	3	4-6	Won 1
Oklahoma City	8	7	.533	4.0	3	4	5	3	4-6	Lost 4
Long Island	7	8	.467	5.0	4	4	3	4	5-5	Won 2
Westchester	7	8	.467	5.0	4	4	3	4	5-5	Won 1
Fort Wayne	6	9	.400	6.0	3	5	3	4	5-5	Won 1
Memphis	6	9	.400	6.0	3	5	3	4	4-6	Won 1
Agua Caliente	5	10	.333	7.0	3	5	2	5	3-7	Lost 1
Canton	5	10	.333	7.0	2	5	3	5	3-7	Lost 1
Greensboro	5	10	.333	7.0	1	7	4	3	3-7	Won 1
Salt Lake City	4	11	.267	8.0	3	4	1	7	3-7	Lost 2
Iowa	2	13	.133	10.0	1	7	1	6	2-8	Lost 3

2020-21 NBA G LEAGUE POSTSEASON RESULTS

QUARTERFINALS

(Single Elimination)

Monday, March 8

- Santa Cruz Warriors defeat RGV Vipers, 110-81
- Raptors 905 defeat G League Ignite, 127-102
- Lakeland Magic defeat Erie BayHawks, 139-110
- Delaware Blue Coats defeat Austin Spurs, 124-103

SEMIFINALS

(Single Elimination)

Tuesday, March 9

- Lakeland Magic defeat Santa Cruz Warriors, 108-96
- Delaware Blue Coats defeat Raptors 905, 127-100

FINALS

(Single Elimination)

Thursday, March 11

- Lakeland Magic defeat Delaware Blue Coats, 97-78

2020-21 NBA G LEAGUE STATISTICAL LEADERS

SCORING AVERAGE	G	FG	FT	PTS	AVG	REBOUNDS PER GAME	G	OFF	DEF	TOT	AVG	ASSISTS PER GAME	G	TOT	AVG
Porter, RGV	15	129	39	361	24.1	Brown, OKL	14	84	110	194	13.9	Jones, AUS	7	68	9.7
Poole, SCW	11	79	39	246	22.4	Johnson, RAP	15	47	152	199	13.3	Porter, RGV	15	108	7.2
Reed, DEL	15	144	15	334	22.3	Reed, DEL	15	69	108	177	11.8	Harper, WES	12	83	6.9
Samanic, AUS	6	49	15	131	21.8	Martin, RGV	10	32	82	114	11.4	Mannion, SCW	9	62	6.9
Harper, WES	12	86	35	256	21.3	Samanic, AUS	6	16	52	68	11.3	Lin, SCW	9	58	6.4
Ellenson, RAP	15	107	30	318	21.2	Woodard, AUS	12	44	88	132	11.0	Robinson, AUS	8	51	6.4
Brazdeikis, WES	12	95	28	250	20.8	Terry, ACC	15	60	96	156	10.4	Simpson, OKL	15	92	6.1
Flynn, RAP	6	46	11	125	20.8	Richards, GBO	9	33	60	93	10.3	Mitrou-Long, FWN	13	79	6.1
Cook, IWA	8	67	21	166	20.8	Diakite, LAK	12	33	91	124	10.3	Simpson, GBO	15	91	6.1
Lin, SCW	9	56	29	178	19.8	Gillespie, MHU	15	56	98	154	10.3	Robinson, DEL	13	78	6.0
Tucker, DEL	15	89	53	291	19.4	Shittu, WES	13	49	82	131	10.1	Gray, FWN	14	82	5.9
Mannion, SCW	9	62	17	174	19.3	Wesson, SCW	11	21	88	109	9.9	Mooney, RAP	15	85	5.7
Brissett, FWN	12	77	22	223	18.6	Brazdeikis, WES	12	32	86	118	9.8	Perranias, AUS	14	79	5.6
Martin, LIN	15	110	32	278	18.5	Brissett, FWN	12	42	75	117	9.8	Stockton, MHU	15	84	5.6
Brown, OKL	14	100	33	259	18.5	Cook, IWA	8	27	50	77	9.6	Dolson, CTN	10	56	5.6
Diakite, LAK	12	91	21	222	18.5	Carey, GBO	14	48	83	131	9.4	Winston, ERI	15	84	5.6
Thomas, RGV-CTN	14	97	12	259	18.5	Bell, ERI	7	24	41	65	9.3	Flynn, RAP	6	33	5.5
Johnson, LIN	14	79	43	258	18.4	Yurteven, OKL	14	47	83	130	9.3	Wigginton, IWA	15	81	5.4
Coffey, ACC	7	45	13	129	18.4	Bay, LIN-SLC	13	35	85	120	9.2	Garnett, LAK	13	69	5.3
Simmons, GBO	15	96	37	275	18.3	Perry, LIN	15	35	98	133	8.9	Nix, GLI	15	79	5.3

FIELD GOAL PCT.	FG	FGA	PCT	3-PT FIELD GOAL PCT.	3FG	3GA	PCT	FREE THROW	PCT.	FT	FTA	PCT
Mawugbe, SCW	29	35	.829	Morris, IWA-AUS	12	18	.667	Ferreil, SLC	17	17	1,000	
Bell, ERI	54	67	.806	J. Harris, RAP	20	40	.500	Barry, IWA	21	21	1,000	
Morris, IWA-AUS	33	47	.702	Massinburg, LIN	14	30	.467	Massinburg, LIN	27	28	.964	
Owens, LIN	30	43	.698	Roller, GBO	24	52	.462	Brooks, RGV	16	17	.941	
Johnson, GLI	53	77	.688	Thomas, AUS	16	35	.457	Fitts, ACC	15	16	.938	
Govan, GLI	28	41	.683	King, WES	26	57	.456	Jerome, OKL	14	15	.933	
Robinson, FWN	86	129	.667	Richardson, CTN	27	60	.450	Hinton, LIN-SCW	14	15	.933	
Hernandez, RAP-RGV	50	77	.649	Roberson, GBO	9	20	.450	Poole, SCW	39	42	.929	
Terry, ACC	70	110	.636	Powell, WES	37	83	.446	Ford, ACC	12	13	.923	
Yurteven, OKL	87	139	.626	Reed, DEL	24	54	.444	Mathis, AUS	22	24	.917	

STEALS PER GAME	G	STL	AVG	BLOCKS PER GAME	G	BLK	AVG	MINUTES PER GAME	G	MIN	AVG
Payton, RAP	13	33	2.5	Richards, GBO	9	27	3.0	J. McDaniels, GBO	2	76	38.0
Martin, LIN	15	36	2.4	Brimah, FWN	10	28	2.8	Porter, RGV	15	540	36.0
Green, SLC	6	13	2.2	Mawugbe, SCW	12	30	2.5	Wigginton, IWA	15	524	34.9
Caver, MHU	15	29	1.9	Gillespie, MHU	15	34	2.3	Brissett, FWN	12	415	34.6
Reed, DEL	15	29	1.9	Bolden, CTN	10	22	2.2	Flynn, RAP	6	207	34.4
Thomas, RGV-CTN	14	26	1.9	Hall, GLI-RAP	12	25	2.1	Joe, DEL	2	68	34.2
Sneed, GBO	13	24	1.8	Diakite, LAK	12	25	2.1	Bowen, FWN	15	513	34.2
Mannion, SCW	9	16	1.8	Bell, ERI	7	14	2.0	Brazdeikis, WES	12	409	34.1
Bone, DEL	15	26	1.7	Martin, RGV	10	19	1.9	Thomas, RGV-CTN	14	469	33.5
Pointer, CTN	14	24	1.7	Rettiro, AUS	15	28	1.9	Poole, SCW	11	368	33.4

2020-21 NBA G LEAGUE AWARD WINNERS

Most Valuable Player: Paul Reed (Delaware Blue Coats)

Dennis Johnson Coach of the Year: Stan Heath (Lakeland Magic)

Defensive Player of the Year: Gary Payton II (Raptors 905)

Rookie of the Year: Paul Reed (Delaware Blue Coats)

Jason Collier Sportsmanship Award: Galen Robinson Jr. (Austin Spurs)

Most Improved Player: Anthony Lamb (Rio Grande Valley Vipers)

Basketball Executive of the Year: Chad Sanders (Raptors 905)

6th Annual G League Award: Robert Woodard II (Erie)

2020-21 ALL-NBA G LEAGUE TEAMS

FIRST TEAM
Moses Brown – Oklahoma City

Mamadi Diakite – Lakeland

Jared Harper – Westchester

Kevin Porter Jr. – Rio Grande

Paul Reed – Delaware

SECOND TEAM

Oshae Brissett – Fort Wayne

Malachi Flynn – Raptors 905

Alize Johnson – Raptors 905

Brodrick Thomas – Canton

THIRD TEAM

Tyler Cook – Iowa

Tre Jones – Austin

Jordan Poole – Santa Cruz

Jarrod Uthoff – Erie

Robert Woodard II – Austin

2020-21 ALL-NBA G LEAGUE

ALL-ROOKIE TEAM

Mamadi Diakite – Lakeland

Malachi Flynn – Raptors 905

Kenyon Martin Jr. – Rio Grande

Paul Reed – Delaware

Brodrick Thomas – Canton

2020-21 ALL-NBA G LEAGUE

ALL-DEFENSIVE TEAM

Moses Brown – Oklahoma City

Mamadi Diakite – Lakeland

Tahjere McCall – Lakeland

Gary Payton II – Raptors 905

Paul Reed – Delaware



NBA G LEAGUE TEAM DIRECTORY



NBA G League Office

Olympic Tower, 645 5th Avenue; New York, NY 10022

Media Relations: Sam Hoffman (shoffman@nba.com)

and Devon Garden (dgarden@nba.com)

Agua Caliente Clippers of Ontario

9680 Haven Ave. #120, Rancho Cucamonga, CA 91730

Arena: Toyota Arena

Tel: (909) 406-9090

Media Relations Contact: Cooper Dzierzanowski
(cdzierzanowski@clippers.com)

NBA Affiliation: LA Clippers

AUSTIN SPURS

1717 Scottsdale Drive, Suite 155, Cedar Park, TX 78641

Arena: H-E-B Center at Cedar Park

Tel: (512) 236-8333

Media Relations Contact: Amanda Janczak (ajanczak@spurs.com)

NBA Affiliation: San Antonio

BIRMINGHAM SQUADRON

950 22nd St. N, Suite 925, Birmingham, AL 35203

Arena: Legacy Arena

Tel: (205) 719-0850

Media Relations Contact: Joseph Hooven (joseph.hooven@pelicans.com)

NBA Affiliation: New Orleans

CAPITAL CITY GO-GO

1100 Oak Drive SE Washington, DC 20032

Arena: Ent. & Sports Arena in Congress Hts.

Tel: (202) 318-5278

Media Relations Contact: Matt Quinn (mquinn@monumentalsports.com)

NBA Affiliation: Washington

CLEVELAND CHARGE

1 Center Ct. Cleveland, OH, 44115

Arena: Cleveland State University Wolstein Center

Tel: (216) 420-2730

Media Relations Contact: Sean Wyatt (SWyatt@cavs.com)

NBA Affiliation: Cleveland

COLLEGE PARK SKYHAWKS

101 Marietta St. NW Suite 1100 Atlanta, GA 30303

Arena: Gateway Center Arena at College Park

Tel: (404) 878-3800

Media Relations Contact: Jerome Schwich (Jerome.swich@cpskyhawks.com)

NBA Affiliation: Atlanta

DELAWARE BLUE COATS

401 Garasches Lane, Wilmington, DE 19801

Arena: Chase Fieldhouse

Tel: (302) 504-7587

Media Relations Contact: Alex Yoh (alexeyoh@76ers.com)

NBA Affiliation: Philadelphia

FORT WAYNE MAD ANTS

921 East Dupont Road Suite 228, Fort Wayne, Indiana 46825

Arena: Allen County War Memorial Coliseum

Tel: (260) 702-9551

Media Relations Contact: Dan Vance (dvance@ftwaynemadants.com)

NBA Affiliation: Indiana

NBA G LEAGUE IGNITE

2675 Mitchell Drive Walnut Creek, CA 94598

Arena: Ultimate Fieldhouse

Media Relations Contact: Mara Rudolph (mrudolph@nba.com)

NBA Affiliation: None

GRAND RAPIDS GOLD

62 Commerce Ave SW, Suite 201, Grand Rapids, MI 49503

Arena: DeltaPlex Arena

Tel: (616) 350-4881

Media Relations Contact: Gwen Vryhof Bultema (gbultema@nagrandrapids.com)

NBA Affiliation: Denver

GREENSBORO SWARM

2411 B West Gate City Boulevard Greensboro, NC 27403

Arena: Fieldhouse at the Greensboro Coliseum Complex

Tel: (336) 907-3600

Media Relations Contact: Justin Trujillo (jtrujillo@gsoswarm.com)

NBA Affiliation: Charlotte

IOWA WOLVES

730 3rd St. Des Moines, IA 50309

Arena: Wells Fargo Arena

Tel: (515) 564-8550

Media Relations Contact: Randi Burrell (randi.burrell@iawolves.com)

NBA Affiliation: Minnesota

LAKELAND MAGIC

701 W Lime Street Lakeland, FL 33815

Arena: RP Funding Center

Tel: (863) 825-3258

Media Relations Contact: Owen Fasolas (ofasolas@lakelandmagic.com)

NBA Affiliation: Orlando

LONG ISLAND NETS

1255 Hempstead Turnpike, Uniondale, New York 11553

Arena: Nassau Coliseum

Tel: (516) 654-8199

Media Relations Contact: Patricia Douglas (pdouglas@bseglobal.net)

NBA Affiliation: Brooklyn

MAINE CELTICS

550 Forest Avenue Portland, ME 04012

Arena: Portland Exposition Building

Tel: (207) 210-6655

Media Relations Contact: Evans Boston (EBoston@maineceltics.com)

NBA Affiliation: Boston

MEMPHIS HUSTLE

191 Beale Street Memphis, TN 38103

Arena: Landers Center

Tel: (901) 205-1234

Media Relations Contact: Corey Moore (Cmoore@grizzlies.com)

NBA Affiliation: Memphis

MEXICO CITY CAPITANES

Paseo del Pedregal 610. Jardines del Pedregal, Alvaro

Obregon 01900 CDMX Mexico

Arena: Gimnasio Juan de la Barrera Arena

Tel: +52 55 65414 6100

Media Relations Contact: Adriana Barrón (abarron@capitanes.mx)

NBA Affiliation: None

MOTOR CITY CRUISE

6201 Amsterdam St. Detroit, MI 48202

Arena: Wayne State Arena

Tel: (313) 747-8667

Media Relations Contact: Dylan Daniel (ddaniel@pistons.com)

NBA Affiliation: Detroit

OKLAHOMA CITY BLUE

208 Thunder Drive Oklahoma City, OK 73102

Arena: Paycom Center

Tel: (405) 208-4800

Media Relations Contact: Heather Ward (hward@okcthunder.com)

NBA Affiliation: Oklahoma City

RAPTORS 905

5600 Rose Cherry Place Mississauga, ON L4Z4B6

Arena: Paramount Fine Foods Centre

Tel: (416) 815-5600

Media Relations Contact: Safia Hersi (shersi@raptors905.com)

NBA Affiliation: Toronto

RIO GRANDE VALLEY VIPERS

4900 South I-69 Edinburg, TX 78539

Arena: Bert Ogden Arena

Tel: (956) 369-8959

Media Relations Contact: Amairani Ramirez (aramirez@rgvfc.com)

NBA Affiliation: Houston

SALT LAKE CITY STARS

1420 S 500 W Salt Lake City, UT 84115

Arena: Lifetime Activities Center- Bruin Arena

Tel: (801) 325-7827

Media Relations Contact: Derek Ahnrsbrak (derek.ahnrsbrak@slcstars.com)

NBA Affiliation: Utah

SANTA CRUZ WARRIORS

903 Pacific Avenue, Suite 101 Santa Cruz, CA 95060

Arena: Kaiser Permanente Arena

Tel: (831) 713-4400

Media Relations Contact: Shannon Stabler (sstabler@santacruzbasketball.com)

NBA Affiliation: Golden State

SIOUX FALLS SKYFORCE

2131 South Minnesota Avenue Sioux Falls, SD 57105

Arena: Sanford Pentagon

Tel: (605) 332-0605

Media Relations Contact: Matt Dykstra (mdykstra@skyforceonline.com)

NBA Affiliation: Miami

SOUTH BAY LAKERS

2275 East Mariposa Avenue El Segundo, CA 90245

Arena: UCLA Health Training Center

Tel: (310) 426-6000

Media Relations Contact: Noah Camarena (ncamarena@la-lakers.com)

NBA Affiliation: Los Angeles Lakers

STOCKTON KINGS

400 East Main, Suite 760 Stockton, CA 95202

Arena: Stockton Arena

Tel: (888) 564-7209

Media Relations Contact: Rahsaan Gethers (rgethers@kings.com)

NBA Affiliation: Sacramento

TEXAS LEGENDS

2601 Avenue of the Stars, Suite 300 Frisco, TX 75034

Arena: Comerica Center

Tel: (214) 469-0822

Media Relations Contact: Britney Wynn (bwnyn@texlegends.com)

NBA Affiliation: Dallas

WESTCHESTER KNICKS

TBA

Arena: TBA

Tel: TBA

Media Relations Contact: Ajah Hawley-Alexander (Ajah.Hawley-Alexander@msgsports.com)

NBA Affiliation: New York

WINDY CITY BULLS

5333 Prairie Stone Parkway Hoffman Estates, IL 60192

Arena: NOW Arena

Tel: (847) 396-7070

Media Relations Contact: Kyle Brown (kylebrown@bulls.com)

NBA Affiliation: Chicago

WISCONSIN HERD

549 High Avenue Oshkosh, WI 54901

Arena: Oshkosh Arena

Tel: (920) 233-4374

Media Relations Contact: Eric Kohlbeck (ekohlbeck@bucks.com)

NBA Affiliation: Milwaukee

ALL-TIME RECORDS



YEAR-BY-YEAR RECORD

Season	Home	Road	Neutral	Overall
2008-09	15-26	8-33	0-0	23-59
2009-10	27-14	23-18	0-0	50-32
2010-11	30-11	25-16	0-0	55-27
2011-12	26-7	21-12	0-0	47-19
2012-13	34-7	26-15	0-0	60-22
2013-14	34-7	25-16	0-0	59-23
2014-15	29-12	16-25	0-0	45-37
2015-16	32-9	23-18	0-0	55-27
2016-17	28-13	19-22	0-0	47-35
2017-18	27-14	21-20	0-0	48-34
2018-19	27-14	22-19	0-0	49-33
2019-20	23-14	21-14	0-0	44-28
2020-21	10-26	12-24	0-0	22-50
TOTALS	332-148	250-228	0-0	582-376
PCT.	.692	.523	---	.608

COACHES YEAR-BY-YEAR

SEASON	COACH	WL	PCT	FINISH	PLAYOFFS PCT
2008-09	P.J. Carlesimo	1-12			
	Scott Brooks	22-47			
	Total	23-59	.280	5th/Northwest	Did not qualify
2009-10	Scott Brooks	50-32	.610	4th/Northwest	2-4 .333
2010-11	Scott Brooks	55-27	.671	1st/Northwest	9-8 .529
2011-12	Scott Brooks	47-19	.712	1st/Northwest	13-7 .650
2012-13	Scott Brooks	60-22	.732	1st/Northwest	5-6 .455
2013-14	Scott Brooks	59-23	.720	1st/Northwest	10-9 .526
2014-15	Scott Brooks	45-37	.549	2nd/Northwest	Did not qualify
2015-16	Billy Donovan	55-27	.671	1st/Northwest	11-7 .611
2016-17	Billy Donovan	47-35	.573	2nd/Northwest	1-4 .200
2017-18	Billy Donovan	48-34	.585	T-2nd/Northwest	2-4 .333
2018-19	Billy Donovan	49-33	.598	4th/Northwest	1-4 .200
2019-20	Billy Donovan	44-28	.611	2nd/Northwest	3-4 .428
2020-21	Mark Daigneault	22-50	.306	5th/Northwest	Did not qualify
TOTALS		604-426	.586		57-57 .500

COACHES OVERALL RECORDS

COACH	REGULAR SEASON RECORD	PCT	PLAYOFF RECORD	PCT
P.J. Carlesimo	1-12	.077	0-0	---
Scott Brooks	338-207	.620	39-34	.534
Billy Donovan	243-157	.608	18-23	.439
Mark Daigneault	22-50	.306	0-0	---
TOTALS	604-426	.586	57-57	.500

ON OPENING NIGHT



HOME OPENERS (9-3)

DATE	OPPONENT	RESULT	SCORE
*10/29/08	Milwaukee	L	87-98
*10/28/09	Sacramento	W	102-89
*10/27/10	Chicago	W	106-95
*12/25/11	Orlando	W	97-89
11/2/12	Portland	W	106-92
11/3/13	Phoenix	W	103-96
11/1/14	Denver	W	102-91
*10/28/15	San Antonio	W	112-106
10/28/16	Phoenix	W	113-110 (OT)
*10/19/17	New York	W	105-84
10/21/18	Sacramento	L	120-131
10/25/19	Washington	L	85-97
12/28/20	Utah	L	109-110

ROAD OPENERS (6-6)

DATE	OPPONENT	RESULT	SCORE
11/1/08	Houston	L	77-89
10/30/09	Detroit	W	91-83
10/29/10	Detroit	W	105-104
12/26/11	Minnesota	W	104-100
*11/1/12	San Antonio	L	84-86
*10/30/13	Utah	W	101-98
*10/29/14	Portland	L	89-106
10/30/15	Orlando	W	139-136 (2OT)
*10/26/16	Philadelphia	W	103-97
10/21/17	Utah	L	87-96
*10/16/18	Golden State	L	108-100
*10/23/19	Utah	L	95-100
*12/26/20	Charlotte	W	109-107

*Season Opening Games (8-5)



OPENING NIGHT STARTING LINEUPS

2008	Earl Watson Kevin Durant Johan Petro Jeff Green Nick Collison	2009	Russell Westbrook Thabo Sefolosha Kevin Durant Jeff Green Nenad Krstic	2010	Russell Westbrook Thabo Sefolosha Kevin Durant Jeff Green Nenad Krstic	2011	Russell Westbrook Thabo Sefolosha Kevin Durant Serge Ibaka Kendrick Perkins
2012	Russell Westbrook Thabo Sefolosha Kevin Durant Serge Ibaka Kendrick Perkins	2013	Reggie Jackson Thabo Sefolosha Kevin Durant Serge Ibaka Kendrick Perkins	2014	Russell Westbrook Andre Roberson Perry Jones Serge Ibaka Steven Adams	2015	Russell Westbrook Andre Roberson Kevin Durant Serge Ibaka Steven Adams
2016	Russell Westbrook Andre Roberson Domantas Sabonis Victor Oladipo Steven Adams	2017	Russell Westbrook Andre Roberson Paul George Carmelo Anthony Steven Adams	2018	Russell Westbrook Terrance Ferguson Paul George Patrick Patterson Steven Adams	2019	Chris Paul Shai Gilgeous-Alexander Terrance Ferguson Danilo Gallinari Steven Adams
2020	Shai Gilgeous-Alexander George Hill Luguentz Dort Darius Bazley Al Horford						

LEADERS FOR MOST STARTS ON OPENING NIGHT

Russell Westbrook	9
Kevin Durant	8
Steven Adams	6
Thabo Sefolosha	5
Serge Ibaka	5

HIGH/LOW SCORING GAMES - WIN/LOSS STREAKS



HIGHEST SCORING GAMES

Points	Opponent	Date	Result
149	Minnesota	3/23/2013	W, 149-140 (2OT)
148	Utah	2/22/2019	W, 148-147 (2OT)
148	at Cleveland	1/20/2018	W, 148-124
147	at San Antonio	1/10/2019	L, 147-154 (2OT)
140	Atlanta	1/24/2020	W, 140-111
139	Minnesota	12/6/2019	W, 139-127 (OT)
139	At Orlando	10/30/2015	W, 139-136 (2OT)
139	at Utah	4/6/2010	L, 139-140
138	at Minnesota	4/15/2015	W, 138-113
137	Memphis	4/11/2018	W, 137-123
137	Phoenix	12/31/2014	W, 137-134 (OT)
134	at Washington	11/2/2018	W, 134-111
133	at L.A. Lakers	1/3/2018	W, 133-96
132	at Minnesota	4/7/2019	W, 132-126
132	Orlando	2/5/2019	W, 132-122
132	at Toronto	3/18/2018	W, 132-125
132	at Sacramento	12/19/2018	W, 132-113
132	at Denver	11/25/2016	W, 132-129 (OT)

OPPONENT HIGHEST SCORING GAMES

Points	Opponent	Date	Result
154	at San Antonio	1/10/2019	L, 147-154 (2OT)
152	Indiana	5/1/2021	L, 95-152
147	Golden State	4/14/2021	L, 109-147
147	Brooklyn	1/29/2021	L, 125-147
147	Utah	2/22/2019	W, 148-147 (2OT)
142	at Atlanta	1/15/2019	L, 126-142
140	at Phoenix	4/2/2021	L, 103-140s
140	Minnesota	3/23/2012	W, 149-140 (2OT)
140	at Utah	4/6/2010	L, 139-140 (OT)
140	at Phoenix	2/22/2009	L, 118-140
138	L.A. Lakers	1/17/2019	L, 128-138 (OT)
137	at Houston	3/26/2017	L, 125-137
136	at Golden State	5/8/2021	L, 97-136
136	Houston	2/1/2021	L, 106-136
136	at Portland	11/27/2019	L, 119-136
136	at Orlando	10/30/2015	W, 139-136 (2OT)
135	Dallas	11/27/2019	L, 131-135
134	at Boston	2/3/2019	L, 129-134
134	Phoenix	12/31/2014	W, 137-124 (OT)

LOWEST SCORING GAMES

Points	Opponent	Date	Result
65	Houston	11/16/2014	L, 65-69
72	Portland	4/3/2009	L, 72-107
74	Portland	11/1/2009	L, 74-83
74	at San Antonio	1/1/2011	L, 74-101
74	at Memphis	1/31/2015	L, 74-85
77	at Houston	11/1/2008	L, 77-89
77	at LA Clippers	4/16/2012	L, 77-92
78	at Dallas	3/3/2021	L, 78-87
78	San Antonio	3/16/2009	W, 78-76
78	at Milwaukee	11/11/2014	L, 78-85

OPPONENT LOWEST SCORING GAMES

Points	Opponent	Date	Result
69	at Chicago	10/28/2017	W, 101-69
69	Houston	11/16/2014	L, 65-69
69	at Phoenix	2/10/2013	W, 97-69
69	Charlotte	11/26/2012	W, 114-69
72	Chicago	2/24/2013	W, 102-72
73	Utah	11/24/2013	W, 95-73
74	Miami	1/17/2016	W, 99-74
74	New Orleans	2/27/2013	W, 119-74
74	at Brooklyn (NJN)	1/21/2012	W, 84-74
74	Orlando	11/8/2009	W, 102-74
74	Philadelphia	3/8/2009	W, 89-74
75	Miami	3/22/2015	W, 93-75
75	Charlotte	12/26/2014	W, 98-75
75	at Indiana	4/5/2013	W, 97-75
75	Toronto	4/8/2012	W, 91-75
75	at Cleveland	3/13/2011	W, 95-75
75	L.A. Lakers	3/26/2010	W, 91-75

LONGEST WINNING STREAKS

STREAK	COACH	DATES OF STREAK	END OF STREAK	STREAK ENDED BY	SCORE
12	Scott Brooks	11/16/12 to 12/19/12	12/20/12	at Minnesota	93-99
10	Scott Brooks	1/16/14 to 1/31/14	2/1/14	at Washington	81-96
9	Scott Brooks	12/6/13 to 12/21/13	12/22/13	Toronto	98-104
9	Scott Brooks	1/29/10 to 2/21/10	2/23/10	Phoenix	102-104
8	Billy Donovan	1/13/18 to 1/28/18	1/30/18	at Washington	96-102
8	Billy Donovan	3/14/16 to 3/28/16	3/29/16	at Detroit	82-88
8	Scott Brooks	11/16/13 to 12/3/13	12/4/13	at Portland	104-111

LONGEST LOSING STREAKS

STREAK	COACH	DATES OF STREAK	END OF STREAK	STREAK ENDED BY	SCORE
14	Mark Daigneault	4/2/21 to 4/26/21	4/27/21	Boston	119-115
14	P.J. Carlesimo/Scott Brooks	11/5/08 to 11/28/08	11/29/08	Memphis	111-103
9	Mark Daigneault	4/29/21 to 5/14/21	5/16/21	LA Clippers	117-112
8	Scott Brooks	12/3/08 to 12/16/08	12/19/08	Toronto	91-83
7	Scott Brooks	2/10/09 to 2/27/09	2/28/09	at Memphis	99-92
6	Scott Brooks	11/14/14 to 11/23/14	11/26/14	Utah	97-82
5	Scott Brooks	12/21/08 to 12/29/08	12/31/08	Golden State	107-100



OVERTIME RESULTS

DATE	OPPONENT	RESULT	DATE	OPPONENT	RESULT
1/10/09	at Chicago	W, 109-98	1/21/15	at Washington	W, 105-103
1/12/09	at New Jersey	L, 99-103	2/26/15	at Phoenix	L, 113-117
1/28/09	Memphis	W, 114-102	3/4/15	Philadelphia	W, 123-118
2/1/09	at Sacramento	L, 118-122	10/30/15	at Orlando	W, 139-136 (2OT)
2/27/09	at Dallas	L, 108-100	12/13/15	Utah	W, 104-98
11/3/09	L.A. Lakers	L, 98-101	1/26/16	at New York	W, 128-122
1/2/10	at Milwaukee	L, 97-103	2/27/16	Golden State	L, 119-123
1/13/10	San Antonio	L, 108-109	4/12/16	at San Antonio	L, 98-102
2/20/10	at New York	W, 121-118	10/28/16	Phoenix	W, 113-110
4/6/10	at Utah	L, 139-140	11/20/16	Indiana	L, 111-115
11/4/10	at Portland	W, 107-106	11/25/16	at Denver	W, 132-129
11/26/10	at Indiana	W, 110-106	11/30/16	Washington	W, 126-115
12/1/10	at New Jersey	W, 123-120 (3OT)	3/29/17	Orlando	W, 114-106
1/26/11	at Minnesota	W, 118-117	12/9/17	at Memphis	W, 102-101
1/28/11	Washington	W, 124-117 (2OT)	12/15/17	at Philadelphia	W, 119-117 (3OT)
2/8/11	Memphis	L, 101-105	2/28/18	at Dallas	W, 111-110
3/6/11	Phoenix	W, 122-118	3/30/18	Denver	L, 125-126
3/9/11	at Philadelphia	W, 110-105	1/10/19	at San Antonio	L, 147-154 (2OT)
3/29/11	Golden State	W, 115-114	1/17/19	L.A. Lakers	L, 128-138
4/13/11	Milwaukee	L, 106-110	2/22/19	Utah	W, 148-147 (2OT)
2/6/12	at Portland	W, 111-107	3/7/19	at Portland	W, 129-121
2/19/12	Denver	W, 124-118	3/20/19	Toronto	L, 114-123
3/23/12	Minnesota	W, 149-140 (2OT)	11/15/19	Philadelphia	W, 127-119
4/22/12	at L.A. Lakers	L, 106-114 (2OT)	12/6/19	Minnesota	W, 139-127
11/21/12	L.A. Clippers	W, 117-111	12/27/19	at Charlotte	W, 104-102
11/24/12	at Philadelphia	W, 116-109	1/7/20	at Brooklyn	W, 111-103
12/27/12	Dallas	W, 111-105	8/3/20	Denver	L, 113-121
1/18/13	at Dallas	W, 117-114	8/14/20	at LA Clippers	L, 103-107
1/20/13	at Denver	L, 118-121	1/15/21	Chicago	W, 127-125
3/20/13	at Memphis	L, 89-90	2/8/21	at LA Lakers	L, 112-119
11/10/13	Washington	W, 106-105	2/10/21	at LA Lakers	L, 113-114
11/29/13	Golden State	W, 113-112	TOTALS	68	
3/21/14	at Toronto	W, 119-118 (2OT)	OVERTIME GAMES	41-27 (.603)	
3/25/14	at Dallas	L, 119-128	(HOME: 19-12, ROAD: 22-15)		
11/14/14	Detroit	L, 89-96	DOUBLE-OVERTIME: 5-2		
12/23/14	Portland	L, 111-115	TRIPLE-OVERTIME: 2-0		
12/31/14	Phoenix	W, 137-134			

ALL-TIME CAREER LEADERS



POINTS			SCORING AVERAGE (MINIMUM 200 GAMES)		
1.	Russell Westbrook	18,859	1.	Kevin Durant	28.4
2.	Kevin Durant	15,942	2.	Russell Westbrook	23.0
3.	Serge Ibaka	6,054	3.	Jeff Green	15.7
4.	Steven Adams	5,191	4.	James Harden	12.7
5.	Paul George	3,893	5.	Serge Ibaka	11.6
6.	Jeff Green	3,273	6.	Steven Adams	9.8
7.	Nick Collison	2,846	7.	Jerami Grant	9.2
8.	James Harden	2,795	8.	Reggie Jackson	9.0
9.	Enes Kanter	2,556	9.	Thabo Sefolosha	6.2
10.	Dennis Schröder	2,453	10.	Nick Collison	4.7
REBOUNDS			ASSISTS		
1.	Russell Westbrook	5,760	1.	Russell Westbrook	6,897
2.	Kevin Durant	4,170	2.	Kevin Durant	2,171
3.	Steven Adams	4,029	3.	Reggie Jackson	738
4.	Serge Ibaka	3,875	4.	Nick Collison	638
5.	Nick Collison	2,561	5.	Steven Adams	615
6.	Kendrick Perkins	1,611	6.	Dennis Schröder	585
7.	Thabo Sefolosha	1,517	7.	Paul George	581
8.	Enes Kanter	1,433	8.	Thabo Sefolosha	568
9.	Jeff Green	1,283	9.	James Harden	542
10.	Andre Roberson	1,215	10.	Eric Maynor	518
STEALS			BLOCKED SHOTS		
1.	Russell Westbrook	1,442	1.	Serge Ibaka	1,300
2.	Kevin Durant	696	2.	Kevin Durant	564
3.	Steven Adams	469	3.	Steven Adams	531
4.	Thabo Sefolosha	453	4.	Nick Collison	258
5.	Paul George	331	5.	Jerami Grant	252
6.	Nick Collison	296	6.	Russell Westbrook	250
7.	Andre Roberson	265	7.	Kendrick Perkins	242
8.	James Harden	234	8.	Andre Roberson	198
9.	Jeff Green	225	9.	Thabo Sefolosha	188
10.	Serge Ibaka	224	10.	Nerlens Noel	187
GAMES PLAYED			MINUTES		
1.	Russell Westbrook	821	1.	Russell Westbrook	28,328
2.	Nick Collison	602	2.	Kevin Durant	21,439
3.	Kevin Durant	561	3.	Serge Ibaka	15,099
4.	Steven Adams	530	4.	Steven Adams	14,208
5.	Serge Ibaka	524	5.	Nick Collison	11,158
6.	Thabo Sefolosha	368	6.	Thabo Sefolosha	9,843
7.	Andre Roberson	302	7.	Jeff Green	7,731
8.	Kendrick Perkins	273	8.	Andre Roberson	6,738
9.	Reggie Jackson	245	9.	Kendrick Perkins	6,315
10.	Jerami Grant	239	10.	James Harden	5,873



ALL-TIME CAREER LEADERS

FIELD GOALS MADE

1.	Russell Westbrook	6,626
2.	Kevin Durant	5,325
3.	Serge Ibaka	2,558
4.	Steven Adams	2,157
5.	Paul George	1,283
6.	Jeff Green	1,231
7.	Nick Collison	1,175
8.	Enes Kanter	1,012
9.	Dennis Schröder	910
10.	Thabo Sefolosha	856

FREE THROWS MADE

1.	Russell Westbrook	4,685
2.	Kevin Durant	4,599
3.	Steven Adams	876
4.	James Harden	795
5.	Paul George	791
6.	Serge Ibaka	756
7.	Jeff Green	555
8.	Enes Kanter	514
9.	Nick Collison	475
10.	Shai Gilgeous-Alexander	473

THREE-POINT FIELD GOALS MADE

1.	Kevin Durant	1,084
2.	Russell Westbrook	922
3.	Paul George	536
4.	James Harden	320
5.	Thabo Sefolosha	265
6.	Jeff Green	256
7.	Anthony Morrow	255
8.	Dennis Schröder	249
9.	Alex Abrines	219
10.	Terrance Ferguson	195

FIELD GOAL PERCENTAGE (MINIMUM 1,000 ATTS.)

1.	Steven Adams	.589
2.	Enes Kanter	.562
3.	Nick Collison	.554
4.	Serge Ibaka	.523
5.	Jerami Grant	.503
6.	Nenad Krstic	.491
7.	Kevin Durant	.490
8.	Shai Gilgeous-Alexander	.484
9.	Andre Roberson	.477
10.	Kendrick Perkins	.463

FIELD GOALS ATTEMPTED

1.	Russell Westbrook	15,253
2.	Kevin Durant	10,862
3.	Serge Ibaka	4,888
4.	Steven Adams	3,664
5.	Paul George	2,954
6.	Jeff Green	2,756
7.	Nick Collison	2,121
8.	Dennis Schröder	2,069
9.	Reggie Jackson	1,976
10.	Thabo Sefolosha	1,910

FREE THROWS ATTEMPTED

1.	Russell Westbrook	5,846
2.	Kevin Durant	4,764
3.	Steven Adams	1,573
4.	Serge Ibaka	1,015
5.	James Harden	952
6.	Paul George	951
7.	Jeff Green	711
8.	Nick Collison	668
9.	Enes Kanter	652
10.	Jerami Grant	600

THREE-POINT FIELD GOALS ATTEMPTED

1.	Russell Westbrook	2,995
2.	Kevin Durant	2,804
3.	Paul George	1,366
4.	James Harden	864
5.	Thabo Sefolosha	751
6.	Jeff Green	743
7.	Dennis Schröder	689
8.	Anthony Morrow	648
9.	Alex Abrines	595
10.	Terrance Ferguson	578

FREE THROW PERCENTAGE (MINIMUM 500 ATTS.)

1.	Kevin Durant	.883
2.	James Harden	.835
3.	Paul George	.832
4.	Shai Gilgeous-Alexander	.807
5.	Russell Westbrook	.801
6.	Enes Kanter	.788
7.	Jeff Green	.781
8.	Serge Ibaka	.745
9.	Nick Collison	.711
10.	Jerami Grant	.675

THUNDER DRAFT PICKS FROM 2007-PRESENT



YEAR	RD	PK	PLAYER	YEAR	RD	PK	PLAYER
2021	1	6	Josh Giddey	2013	1	26	Andre Roberson
2021	1	18	Tre Mann	2013	2	32	Alex Abrines
2021	2	32	Jeremiah Robinson-Earl	2013	2	40	Grant Jerrett
2021	2	55	Aaron Wiggins	2012	1	28	Perry Jones
2020	1	17	Aleksej Pokuševski	2011	1	24	Reggie Jackson
2020	2	34	Théo Maledon	2010	1	11	Cole Aldrich
2020	2	37	Vít Krejčí	2010	2	31	Tibor Pleiss
2019	1	23	Darius Bazley	2010	2	48	Latavious Williams
2018	2	45	Hamidou Diallo	2010	2	57	Ryan Reid
2018	2	53	Devon Hall	2009	1	3	James Harden
2018	2	57	Kevin Hervey	2009	1	24	Byron Mullens
2017	1	21	Terrance Ferguson	2009	2	54	Robert Vaden
2016	1	11	Domantas Sabonis	2008	1	4	Russell Westbrook
2016	2	56	Daniel Hamilton	2008	1	24	Serge Ibaka
2015	1	14	Cameron Payne	2008	1	29	DJ White
2015	2	48	Dakari Johnson	2008	2	38	Kyle Weaver*
2014	1	21	Mitch McGary	2008	2	50	DeVon Hardin
2014	1	29	Josh Huestis	2007	1	2	Kevin Durant
2014	2	55	Semaj Christon	2007	1	5	Jeff Green
2013	1	12	Steven Adams				

* Kyle Weaver was selected by Charlotte and traded to OKC on August 11, 2008



OKLAHOMA CITY TEAM RECORDS

MOST POINTS SCORED

Game	149	Minnesota (2OT)	3/23/12
Half	83	Minnesota	2/6/21
Quarter	47	Minnesota	4/15/15

FEWEST POINTS SCORED

Game	65	Houston	11/16/14
1st Half	29	at Utah	11/7/08
2nd Half	25	at LA Clippers	4/16/12
Quarter	9	Detroit	3/29/16

FIELD GOALS MADE

Game	60	Minnesota	3/23/12
Half	32	at Orlando	1/18/15
Quarter	18	3 times, last, Toronto	3/18/18
Low	20	Houston	11/16/14

FIELD GOALS ATTEMPTED

Game	118	Utah (2OT)	2/22/19
Half	58	Sacramento	10/21/18
	58	Portland	2/5/17
Quarter	33	Sacramento	10/21/18
	33	at Golden State	4/11/10

FIELD GOAL PERCENTAGE

Highest	0.636	at Brooklyn	1/31/14
	(49-77)		
Lowest	0.294	Houston	11/16/14
	(20-68)		

FREE THROWS MADE

Game	44	Phoenix	12/31/14
Half	30	Golden State	12/5/10
Quarter	20	2 times, last, Minnesota	12/6/19
Low	1	Detroit	11/14/14

FREE THROWS ATTEMPTED

Game	49	Phoenix	12/31/14
Half	33	Golden State	12/5/10
Quarter	22	at Denver	4/5/11

FREE THROW PERCENTAGE

Highest	1.000	6 times, last, Miami	1/17/16
	(12-12)		
Lowest	0.167	Detroit (OT)	11/14/14
	(1-6)		

THREE-POINT FIELD GOALS MADE

Game	23	at Milwaukee	4/10/19
Half	14	at Milwaukee	4/10/19
Quarter	9	at Phoenix	4/2/21
	9	at Milwaukee	4/10/19
Low	0	at New Jersey	12/28/09
	0	at Houston	11/01/08

THREE POINT FIELD GOALS ATTEMPTED

Game	54	at Milwaukee	4/10/19
	54	Los Angeles Lakers	1/17/19
Half	29	4 times, last, at New Orleans	1/6/21
Quarter	19	at Detroit	4/16/21

THREE-POINT FIELD GOAL PERCENTAGE

Highest	0.682	Utah	2/28/17
	(15-22)		
Lowest	0.000	2 times, last, at New Jersey	12/28/09
	(0-4)		

REBOUNDS

Game	64	3 times, last, L.A. Lakers	1/17/19
Half	37	at Brooklyn	12/7/17
Quarter	23	at Orlando	11/29/17
Low	26	at Utah	2/12/13

ASSISTS

Game	40	at Milwaukee	4/10/19
Half	22	at Washington	11/2/18
Quarter	14	at Sacramento	2/22/18
Low	6	Portland	11/1/09

STEALS

Game	22	at Philadelphia	4/26/21
Half	13	at Philadelphia	4/26/21
		Utah	12/5/17
Quarter	8	4 times, last, at Philadelphia	4/26/21
Low	0	at Minnesota	1/27/16

BLOCKED SHOTS

Game	17	at Sacramento	2/9/12
Half	12	at Sacramento	2/9/12
Quarter	9	at Sacramento	2/9/12
Low	0	7 times, last, New Orleans	2/26/17

TURNOVERS

Game	30	at Philadelphia	4/26/21
Half	18	Dallas	11/6/13
Quarter	11	2 times, last, Golden State	10/27/19
Low	2	L.A. Lakers	3/5/13

OKLAHOMA CITY INDIVIDUAL RECORDS



POINTS

Game	58	Russell Westbrook	Portland	3/7/2017
Half	35	Paul George	at Brooklyn	12/5/2018
Quarter	25	Paul George	at Brooklyn	12/5/2018

REBOUNDS

Game	23	Moses Brown	Boston	3/27/2021
		Steven Adams	at Sacramento	12/19/2018
Half	19	Moses Brown	Boston	3/27/2021
Quarter	12	Moses Brown	Boston	3/27/2021

ASSISTS

Game	24	Russell Westbrook	at San Antonio	1/10/2019
Half	14	Russell Westbrook	Los Angeles Lakers	4/2/2019
	14	Russell Westbrook	at San Antonio	1/10/2019
Quarter	10	Russell Westbrook	Los Angeles Lakers	4/2/2019
	10	Russell Westbrook	Denver	2/22/2015

STEALS

Game	8	Russell Westbrook	Golden State	2/6/2010
Half	5	7 times, last, Luguentz Dort	Chicago	1/15/2021
Quarter	4	5 times, last, Luguentz Dort	at San Antonio	3/4/3021

BLOCKED SHOTS

Game	11	Serge Ibaka	Denver	2/19/2012
Half	7	3 times, last, Serge Ibaka	Denver	2/19/2012
Quarter	6	3 times, last, Serge Ibaka	Cleveland	3/9/2012

FIELD GOALS MADE

Game	21	3 times, last, Russell Westbrook	at Orlando	3/29/2017
Half	12	6 times, last, Paul George	at Brooklyn	12/5/2018
Quarter	9	5 times, last, Dennis Schröder	at Miami	2/1/2019

FIELD GOALS ATTEMPTED

Game	44	Russell Westbrook	Phoenix	10/28/2016
Half	24	Russell Westbrook	Portland	3/7/2017
	24	Russell Westbrook	Phoenix	10/28/2016
Quarter	15	Russell Westbrook	Portland	3/7/2017
	15	Kevin Durant	at Golden State	4/11/2010

THREE-POINT FIELD GOALS MADE

Game	10	Paul George	at Miami	2/1/2019
Half	7	Russell Westbrook	at Memphis	4/5/2017
Quarter	5	4 times, Danilo Gallinari	at Chicago	2/25/2017

THREE-POINT FIELD GOALS ATTEMPTED

Game	17	Paul George	at New Orleans	2/14/2019
Half	11	3 times, last, Paul George	at Houston	2/9/2019
Quarter	8	Carmelo Anthony	Sacramento	1/15/2018
	8	Russell Westbrook	at Houston	1/5/2017

FREE THROWS MADE

Game	24	Kevin Durant	at LA Clippers	1/23/2009
Half	16	Russell Westbrook	Boston	3/18/2015
Quarter	11	Kevin Durant	at Utah	1/7/2014

FREE THROWS ATTEMPTED

Game	26	Kevin Durant	at LA Clippers	1/23/2009
Half	18	Russell Westbrook	Boston	3/18/2015
Quarter	13	Kevin Durant	at Utah	1/7/2014



OKLAHOMA CITY OPPONENT TEAM RECORDS

MOST POINTS SCORED

Game	154	at San Antonio (2OT)	1/10/19
Half	82	Indiana	5/1/21
Quarter	50	Golden State	4/14/21

FEWEST POINTS SCORED

Game	69	4 times, last, at Chicago	10/28/17
1st Half	24	Charlotte	11/26/2
2nd Half	19	at LA Clippers	1/16/14
Quarter	7	2 times, last, Chicago	11/15/17

FIELD GOALS MADE

Game	57	Indiana	5/1/21
		Brooklyn	1/29/21
Half	32	Indiana	5/1/21
Quarter	18	2 times, last, at Atlanta	1/15/19
Low	22	at Chicago	10/28/17

FIELD GOALS ATTEMPTED

Game	108	Orlando	1/2/21
		Washington	1/28/11
Half	59	LA Clippers	5/16/21
Quarter	33	LA Clippers	5/16/21
		Denver	2/4/09

FIELD GOAL PERCENTAGE

Highest	0.655	Indiana	5/1/21
	(57-87)		
Lowest	0.282	at Chicago	10/28/17
	(22-78)		

FREE THROWS MADE

Game	40	at Charlotte	1/4/17
Half	26	at Sacramento	4/11/11
Quarter	25	Houston	3/6/18
Low	3	Detroit	1/16/09

FREE THROWS ATTEMPTED

Game	50	Houston	4/5/15
Half	34	Houston	4/5/15
Quarter	29	Houston	3/6/18

FREE THROW PERCENTAGE

Highest	1.000	17 times, last, San Antonio	3/4/21
	(12-12)		
Lowest	0.375	Detroit	1/16/09
	(3-8)		

THREE-POINT FIELD GOALS MADE

Game	28	Houston	2/1/21
Half	14	3 times, last, Golden State	5/8/21
Quarter	11	Houston	2/1/21
Low	0	2 times, last, at Washington	3/14/11

THREE POINT FIELD GOALS ATTEMPTED

Game	54	at Golden State	5/8/21
Half	31	Houston	2/1/21
Quarter	18	at Houston	2/9/19

THREE-POINT FIELD GOAL PERCENTAGE

Highest	0.842	at San Antonio	1/10/19
	(16-19)		
Lowest	0.000	2 times, last, at Washington	3/14/11
	(0-9)		

REBOUNDS

Game	65	at Los Angeles Lakers	4/22/12
Half	36	4 times, last, San Antonio	2/23/20
Quarter	24	at Milwaukee	3/30/13
Low	17	at Brooklyn	1/31/14

ASSISTS

Game	41	Indiana	5/1/21
Half	23	3 times, last, Indiana	5/1/21
Quarter	14	Golden State	4/14/21
Low	7	L.A. Lakers	3/26/10

STEALS

Game	22	at Philadelphia	4/26/21
Half	12	Phoenix	10/28/18
Quarter	8	2 times, last, Sacramento	11/9/14
Low	0	L.A. Lakers	3/5/13

BLOCKED SHOTS

Game	17	at Sacramento	2/9/12
Half	12	at Sacramento	2/9/12
Quarter	9	2 times, last, Minnesota	12/23/18
Low	0	17 times, last, at New Orleans	1/6/21

TURNOVERS

Game	29	Dallas	12/31/18
Half	17	3 times, last, Golden State	5/8/21
Quarter	12	New Jersey	12/29/10
Low	3	LA Clippers	5/16/21

OKLAHOMA CITY OPPONENT INDIVIDUAL RECORDS



POINTS

Game	56	LaMarcus Aldridge	at San Antonio (2OT)	1/10/2019
Half	32	Tyreke Evans	at New Orleans	4/14/2014
Quarter	25	Stephen Curry	Golden State	4/14/2021
		Gerald Green	at Phoenix	3/6/2014

REBOUNDS

Game	23	Enes Kanter	at Portland	1/25/2021
		Clint Capela	at Houston	12/25/2018
		Dwight Howard	at Orlando	12/5/2008
Half	16	Zach Randolph	at Memphis	12/11/2009
Quarter	13	Zach Randolph	at Memphis	12/11/2009

ASSISTS

Game	19	Rajon Rondo	Sacramento	1/4/2016
Half	13	Rajon Rondo	Sacramento	1/4/2016
	13	Steve Nash	Phoenix	3/7/2012
Quarter	9	Jrue Holiday	New Orleans	12/21/2014
	9	J.J. Barea	Minnesota	3/23/2012

STEALS

Game	8	Thaddeus Young	at Philadelphia	1/25/2014
Half	6	Thaddeus Young	at Philadelphia	1/25/2014
Quarter	4	16 times, last, Gary Payton II	Golden State	4/14/2021

BLOCKED SHOTS

Game	10	Dwight Howard	Orlando	11/12/2008
Half	6	Paul Millsap	at Denver	11/9/2017
Quarter	5	Myles Turner	Indiana	2/16/2016

FIELD GOALS MADE

Game	20	LaMarcus Aldridge	at San Antonio (2OT)	1/10/2019
Half	12	3 times, last, Zach LaVine	at Chicago	2/25/2020
Quarter	9	3 times, last, Zach LaVine	at Chicago	2/25/2020

FIELD GOALS ATTEMPTED

Game	35	3 times, last, Zach LaVine	at Chicago	2/25/2020
Half	20	Zach LaVine	at Chicago	2/25/2020
		Devin Booker	at Phoenix	4/7/2017
Quarter	15	Lou Williams	at L.A. Lakers	1/8/2015

THREE-POINT FIELD GOALS MADE

Game	12	Stephen Curry	Golden State (OT)	2/27/2016
Half	7	Damian Lillard	at Portland	1/10/2016
Quarter	6	3 times, last, Stephen Curry	Golden State	4/14/2021

THREE-POINT FIELD GOALS ATTEMPTED

Game	21	Stephen Curry	Golden State	5/8/2021
Half	11	3 times, last, Stephen Curry	Golden State	5/8/2021
Quarter	11	Stephen Curry	Golden State	5/8/2021

FREE THROWS MADE

Game	21	James Harden	at Houston	10/28/2019
Half	16	James Harden	at Houston	10/28/2019
Quarter	11	James Harden	at Houston	10/28/2019

FREE THROWS ATTEMPTED

Game	22	3 times, last, James Harden	at Houston	10/28/2019
Half	17	Demarcus Cousins	at Sacramento	4/11/2011
		Dwight Howard	Orlando	1/13/2011
Quarter	16	DeAndre Jordan	LA Clippers	3/11/2015



GREATEST INDIVIDUAL PERFORMANCES

POINTS

58	Russell Westbrook	Portland	3/7/17
57	Russell Westbrook	at Orlando	3/29/17
54	Russell Westbrook	at Indiana	4/12/15
54	Kevin Durant	vs. Golden State	1/17/14
52	Kevin Durant	at Dallas	1/18/13
51	Kevin Durant	at Toronto	3/21/14
51	Kevin Durant	Denver	2/19/12
50	Russell Westbrook	at Denver	4/9/17
49	Russell Westbrook	at Houston	1/5/17
49	Russell Westbrook	Philadelphia	3/4/15
48	Russell Westbrook	at Phoenix	3/3/17
48	Russell Westbrook	at Memphis	11/16/15
48	Russell Westbrook	New Orleans	2/6/15
48	Kevin Durant	at Utah	1/7/14
48	Kevin Durant	at Minnesota	1/4/14
47	Paul George	Portland	2/11/19
47	Paul George	at Brooklyn	12/5/18
47	Russell Westbrook	Golden State	2/11/17
47	Kevin Durant	at Minnesota	1/26/11
47	Kevin Durant	New Orleans	2/17/09
46	Russell Westbrook	Washington	1/25/18
46	Russell Westbrook	Atlanta	12/19/16
46	Kevin Durant	Portland	1/21/14
46	Kevin Durant	at LA Clippers	1/23/09

REBOUNDS

23	Moses Brown	Boston	3/27/21
23	Steven Adams	at Sacramento	12/19/18
22	Steven Adams	Memphis	3/3/19
22	Serge Ibaka	Dallas	2/19/15
20	Steven Adams	at Washington	1/21/15
20	Shai Gilgeous-Alexander	at Minnesota	1/13/20
20	Serge Ibaka	Phoenix	3/7/12
20	Serge Ibaka	at Milwaukee	11/16/13
20	Serge Ibaka	Golden State	2/27/16
20	Enes Kanter	at Portland	4/6/16
20	Russell Westbrook	Memphis	4/11/18
20	Russell Westbrook	L.A. Lakers	4/2/19
19	Serge Ibaka	Minnesota	1/26/15
19	Russell Westbrook	Orlando	2/3/16
18	Steven Adams	at Brooklyn	1/7/20
18	Steven Adams	at LA Clippers	10/19/18
18	Kevin Durant	at Minnesota	1/26/11
18	Enes Kanter	Chicago	3/15/15
18	Russell Westbrook	at Miami	4/9/18
18	Russell Westbrook	L.A. Lakers	2/24/17
18	Russell Westbrook	Cleveland	11/28/18
18	Russell Westbrook	at Indiana	2/6/17

ASSISTS

24	Russell Westbrook	at San Antonio	1/10/19
22	Russell Westbrook	Phoenix	12/17/16
21	Russell Westbrook	Los Angeles Lakers	4/2/19
21	Russell Westbrook	at Denver	2/1/18
20	Russell Westbrook	at Cleveland	1/20/18
19	Russell Westbrook	Memphis	4/11/18
19	Russell Westbrook	at Brooklyn	3/14/17
19	Russell Westbrook	L.A. Clippers	3/9/16

OPPONENT GREATEST INDIVIDUAL PERFORMANCES



POINTS

56	LaMarcus Aldridge	at San Antonio	1/10/19
51	Damian Lillard	at Portland	3/7/19
51	Kevin Love	Minnesota	3/23/12
49	Stephen Curry	at Golden State	5/8/21
48	Monta Ellis	at Golden State	2/7/12
46	Stephen Curry	Golden State	2/27/16
46	James Harden	at Houston	2/20/13
46	Dirk Nowitzki	at Dallas	12/13/08
45	Paul George	at Indiana	3/19/16
45	Blake Griffin	Detroit	4/5/19
44	Anthony Davis	at New Orleans	12/12/18
44	LeBron James	Cleveland	12/13/09
44	Lou Williams	at L.A. Lakers	1/8/16
43	Anthony Davis	New Orleans	2/2/18
42	Stephen Curry	Golden State	4/14/21
42	James Harden	at Houston	2/9/19
42	Jodie Meeks	at L.A. Lakers	3/9/14
42	Tony Parker	at San Antonio	2/4/12
42	Deron Williams	at Utah	4/6/10

REBOUNDS

23	Enes Kanter	at Portland	1/25/21
23	Clint Capela	at Houston	12/25/18
23	Dwight Howard	at Orlando	12/5/08
21	Isaiah Stewart	at Detroit	4/16/21
21	Clint Capela	Atlanta	2/26/21
21	Enes Kanter	Portland	2/21/16
21	Andris Biedriš	Golden State	12/8/08
21	DeJuan Blair	San Antonio	1/13/10
21	DeAndre Jordan	LA Clippers	3/16/18
21	Kevin Love	at Minnesota	12/8/10
21	Kevin Love	at Minnesota	1/26/11
20	Zach Randolph	at Memphis	12/11/09
19	Domantas Sabonis	Indiana	5/1/21
19	Giannis Antetokounmpo	at Milwaukee	2/19/21
19	DeMarcus Cousins	Sacramento	1/4/16
19	Tim Duncan	San Antonio	3/16/12
19	J.J. Hickson	Denver	11/18/13
19	Dwight Howard	Orlando	11/12/08
19	David Lee	at Golden State	2/13/11
19	Joachim Noah	Chicago	10/27/10
19	Zach Randolph	Memphis	1/31/13
19	Zach Randolph	at New York	11/14/08
19	Karl-Anthony Towns	at Minnesota	10/27/17

ASSISTS

19	Rajon Rondo	Sacramento	1/4/16
17	Russell Westbrook	at Washington	4/19/21
17	Kendall Marshall	at L.A. Lakers	2/13/14
16	Draymond Green	Golden State	4/14/21
16	Tyreke Evans	New Orleans	2/6/15
16	James Harden	Houston	3/22/16
16	Chris Paul	at New Orleans	11/22/08
16	Chris Paul	at LA Clippers	11/13/13
16	Chris Paul	LA Clippers	3/9/16
16	Rajon Rondo	at Boston	11/23/12
16	Trae Young	Atlanta	1/24/20
15	José Calderón	at Toronto	12/3/10
15	Jrue Holiday	New Orleans	12/21/14
15	Ty Lawson	at Denver	11/19/14
15	Steve Nash	Phoenix	11/25/08
15	John Wall	at Washington	2/1/14
15	John Wall	Washington	11/30/16
15	Deron Williams	Utah	10/31/10



40+ POINTS PERFORMANCES

PLAYER	OPPONENT	DATE	POINTS	PLAYER	OPPONENT	DATE	POINTS
Russell Westbrook	Portland	3/7/17	58	Kevin Durant	New Orleans	2/2/11	43
Russell Westbrook	at Orlando	3/29/17	57	Russell Westbrook	at Indiana (OT)	11/26/10	43
Russell Westbrook	at Indiana	4/12/15	54	Luguentz Dort	at Utah	4/13/21	42
Kevin Durant	vs. Golden State	1/17/14	54	Shai Gilgeous-Alexander	vs. San Antonio	2/24/21	42
Kevin Durant	at Dallas (OT)	1/18/13	52	Russell Westbrook	Toronto	3/20/19	42
Russell Westbrook	Phoenix	10/28/16	51	Paul George	LA Clippers	11/10/17	42
Kevin Durant	at Toronto (2OT)	3/21/14	51	Russell Westbrook	Portland	2/5/17	42
Kevin Durant	Denver (OT)	2/19/12	51	Russell Westbrook	at New Orleans	12/21/16	42
Russell Westbrook	at Denver	4/9/17	50	Kevin Durant	Detroit	4/16/14	42
Russell Westbrook	at Houston	1/5/17	49	Kevin Durant	Houston	3/11/14	42
Russell Westbrook	Philadelphia (OT)	3/4/15	49	Kevin Durant	Philadelphia	3/4/14	42
Russell Westbrook	at Phoenix	3/3/17	48	Kevin Durant	L.A. Clippers	2/23/14	42
Russell Westbrook	New Orleans	2/6/15	48	Kevin Durant	at Utah	10/30/13	42
Kevin Durant	at Utah	1/7/14	48	Kevin Durant	at L.A. Lakers	1/11/13	42
Kevin Durant	at Minnesota	1/4/14	48	Kevin Durant	at Golden State	4/16/08	42
Paul George	Portland	2/11/19	47	Russell Westbrook	Sacramento	2/23/19	41
Paul George	at Brooklyn	12/5/18	47	Russell Westbrook	New Orleans	2/26/17	41
Russell Westbrook	Golden State	2/11/17	47	Russell Westbrook	Orlando	11/13/16	41
Kevin Durant	at Minnesota (OT)	1/26/11	47	Kevin Durant	New York	2/9/14	41
Kevin Durant	New Orleans	2/17/09	47	Kevin Durant	Atlanta	1/27/14	41
Russell Westbrook	Washington	1/25/18	46	Kevin Durant	at Phoenix	1/14/13	41
Russell Westbrook	Atlanta	12/19/16	46	Kevin Durant	at Atlanta	12/19/12	41
Kevin Durant	Portland	1/21/14	46	Kevin Durant	Golden State	12/8/08	41
Kevin Durant	at L.A. Clippers	1/23/09	46	Russell Westbrook	at Phoenix	12/28/18	40
Paul George	Utah	2/22/19	45	Paul George	Memphis	4/11/18	40
Paul George	at Houston	2/9/19	45	Russell Westbrook	Milwaukee	12/29/17	40
Russell Westbrook	at Memphis	4/5/17	45	Russell Westbrook	Charlotte	4/2/17	40
Russell Westbrook	at Portland	3/2/17	45	Russell Westbrook	Houston	4/5/15	40
Russell Westbrook	Dallas	1/26/17	45	Russell Westbrook	at Portland	2/27/15	40
Russell Westbrook	at Boston	12/23/17	45	Russell Westbrook	at Denver	2/9/15	40
Russell Westbrook	at New Orleans	2/4/15	45	Russell Westbrook	at at New York	1/28/15	40
Russell Westbrook	Minnesota (2OT)	3/23/12	45	Russell Westbrook	Portland (OT)	12/23/14	40
Kevin Durant	at Utah (OT)	4/6/10	45	Kevin Durant	Miami	2/14/13	40
Kevin Durant	San Antonio	3/22/10	45	Kevin Durant	Dallas	12/27/12	40
Kevin Durant	Golden State	1/31/10	45	James Harden	at Phoenix	4/18/12	40
Russell Westbrook	at New Orleans	2/14/19	44	Kevin Durant	Minnesota (2OT)	3/23/12	40
Russell Westbrook	Golden State	4/3/18	44	Russell Westbrook	Denver (OT)	2/19/12	40
Kevin Durant	Phoenix (OT)	12/31/14	44	Kevin Durant	Washington (2OT)	1/28/11	40
Kevin Durant	at Indiana	4/6/12	44	Kevin Durant	Memphis	1/8/11	40
Kevin Durant	Denver	12/25/10	44	Kevin Durant	at Golden State	4/11/10	40
Russell Westbrook	Utah	2/22/19	43	Kevin Durant	Minnesota	4/4/10	40
Paul George	at Miami	2/1/19	43	Kevin Durant	Indiana	1/9/10	40
Paul George	at Utah	12/22/18	43	Kevin Durant	at New Jersey	12/28/09	40
Paul George	at Sacramento	12/19/18	43	Kevin Durant	L.A. Clippers	11/15/09	40
Russell Westbrook	at Phoenix	3/2/18	43				
Paul George	at Denver	2/1/18	43				
Russell Westbrook	Utah	2/28/17	43				
Russell Westbrook	at Chicago	3/5/15	43				
Kevin Durant	at Dallas (OT)	3/25/14	43				
Kevin Durant	at L.A. Lakers	2/13/14	43				
Kevin Durant	at Minnesota (2OT)	3/23/12	43				

40+ POINTS LEADERS

Kevin Durant	45
Russell Westbrook	43
Paul George	10
Luguentz Dort	1
Shai Gilgeous-Alexander	1
James Harden	1



ALL-TIME 20+ REBOUNDS PERFORMANCES

PLAYER	OPPONENT	DATE	REBOUNDS
Moses Brown	Boston	3/27/21	23
Steven Adams	at Sacramento	12/19/18	23
Steven Adams	Memphis	3/3/19	22
Serge Ibaka	Dallas	2/19/15	22
Nick Collison	Washington	3/26/08	21
Nick Collison	at Phoenix	1/9/07	21
Shai Gilgeous-Alexander	at Minnesota	1/13/20	20
Russell Westbrook	L.A. Lakers	4/2/19	20
Russell Westbrook	Memphis	4/11/18	20
Enes Kanter	at Portland	4/6/16	20
Serge Ibaka	Golden State (OT)	2/27/16	20
Steven Adams	at Washington (OT)	1/21/15	20
Serge Ibaka	at Milwaukee	11/16/13	20
Serge Ibaka	Phoenix	3/7/12	20

TOTAL: 14

20+ REBOUNDS LEADERS

Serge Ibaka	4
Steven Adams	3
Nick Collison	2
Russell Westbrook	2
Moses Brown	1
Shai Gilgeous-Alexander	1
Enes Kanter	1
TOTAL:	14

20-20 CLUB

PLAYER	DATE	OPPONENT	POINTS	REBOUNDS
Nick Collison	1/9/07	at Phoenix	29	21
Serge Ibaka	2/19/15	Dallas	21	22
Enes Kanter	4/6/16	at Portland	33	20
Steven Adams	12/19/18	at Sacramento	20	23
Russell Westbrook *	4/2/19	Los Angeles Lakers	20	20
Shai Gilgeous-Alexander**	1/13/20	at Minnesota	20	20
Moses Brown	3/27/21	Boston	21	23

TOTAL: 7

* Westbrook's stat line also included 21 assists, making it the second such game in NBA history (Wilt Chamberlain, 1968).

** Gilgeous-Alexander also tallied 10 assists, marking his first career triple-double.

Steven Adams	1
Serge Ibaka	1
Nick Collison	1
Enes Kanter	1
Russell Westbrook	1
Shai Gilgeous-Alexander	1
Moses Brown	1
TOTAL:	7



AWARD WINNERS

ALL-NBA TEAM

2009-10	Kevin Durant (First Team)
2010-11	Kevin Durant (First Team)
	Russell Westbrook (Second Team)
2011-12	Kevin Durant (First Team)
	Russell Westbrook (Second Team)
2012-13	Kevin Durant (First Team)
	Russell Westbrook (Second Team)
2013-14	Kevin Durant (First Team)
2014-15	Russell Westbrook (Second Team)
2015-16	Russell Westbrook (First Team)
	Kevin Durant (Second Team)
2016-17	Russell Westbrook (First Team)
2017-18	Russell Westbrook (Second Team)
	Paul George (Third Team)
2018-19	Paul George (First Team)
	Russell Westbrook (Third Team)
2019-20	Chris Paul (Second Team)

NBA ALL-DEFENSIVE TEAM

2009-10	Thabo Sefolosha (Second Team)
2011-12	Serge Ibaka (First Team)
2012-13	Serge Ibaka (First Team)
2013-14	Serge Ibaka (First Team)
2016-17	Andre Roberson (Second Team)
2018-19	Paul George (First Team)

NBA ALL-ROOKIE TEAM

2007-08	Kevin Durant (First Team)
	Jeff Green (First Team)
2008-09	Russell Westbrook (First Team)
2009-10	James Harden (Second Team)
2013-14	Steven Adams (Second Team)

KIA NBA MOST VALUABLE PLAYER

2016-17	Russell Westbrook
2013-14	Kevin Durant

T-MOBILE NBA ROOKIE OF THE YEAR

2007-08	Kevin Durant
---------	--------------

KIA SIXTH MAN OF THE YEAR

2011-12	James Harden
---------	--------------

NBA COACH OF THE YEAR

2009-10	Scott Brooks
---------	--------------

SEASON-LONG KIA COMMUNITY ASSIST AWARD

2014-15	Russell Westbrook
2019-20	Chris Paul

LEAGUE LEADERS/ALL-STARS



LEAGUE LEADERS

PLAYER	YEAR	CATEGORY	AVG/PCT
Kevin Durant	2009-10	Points	30.1
Kevin Durant	2010-11	Points	27.7
Kevin Durant	2011-12	Points	28.0
Serge Ibaka	2011-12	Blocks	3.65
Kevin Durant	2012-13	Free Throw Pct.	.905
Serge Ibaka	2012-13	Blocks	3.03
Kevin Durant	2013-14	Points	32.0
Russell Westbrook	2014-15	Points	28.1
Russell Westbrook	2016-17	Points	31.6
Russell Westbrook	2017-18	Assists	10.2
Paul George	2018-19	Steals	2.21
Russell Westbrook	2018-19	Assists	10.7

NBA RECORD HOLDERS

PLAYER	DATE/SEASON	CATEGORY	RECORD
Russell Westbrook	2016-17	Triple-doubles	Broke record for most triple-doubles in a season: 42
Russell Westbrook	2016-19	Triple-doubles	First player to average a triple-double in 3 consecutive seasons

ALL-STAR GAME PARTICIPANTS

2010	Kevin Durant
2011	Kevin Durant*
	Russell Westbrook
2012	Kevin Durant*#
	Russell Westbrook
	Coaching Staff
2013	Kevin Durant*
	Russell Westbrook
2014	Kevin Durant*
	Coaching Staff
2015	Kevin Durant
	Russell Westbrook#
2016	Kevin Durant*
	Russell Westbrook*#
2017	Russell Westbrook
2018	Paul George
	Russell Westbrook*
2019	Paul George*
	Russell Westbrook
2020	Chris Paul

* Starter

All-Star Game Most Valuable Player



YEAR-BY-YEAR STATISTICAL LEADERS

SCORING

MINIMUM 70 GAMES OR 1,400 POINTS

YEAR	PLAYER	G	PTS	AVG	YEAR	PLAYER	G	PTS	AVG
08-09	Kevin Durant	74	1871	25.3	15-16	Kevin Durant	72	2029	28.2
09-10	Kevin Durant	82	2472	30.1	16-17	Russell Westbrook	81	2558	31.6
10-11	Kevin Durant	78	2161	27.7	17-18	Russell Westbrook	80	2028	25.4
11-12	Kevin Durant	66	1850	28.0	18-19	Paul George	77	2159	28.0
12-13	Kevin Durant	81	2280	28.1	19-20	Shai Gilgeous-Alexander	70	1331	19.0
13-14	Kevin Durant	81	2593	32.0	20-21	Shai Gilgeous-Alexander	35	830	23.7
14-15	Russell Westbrook	67	1886	28.1					

REBOUNDING

MINIMUM 70 GAMES OR 800 REBOUNDS

YEAR	PLAYER	G	REB	AVG	YEAR	PLAYER	G	REB	AVG
08-09	Jeff Geen	78	519	6.7	15-16	Enes Kanter	78	664	8.1
09-10	Kevin Durant	82	623	7.6	16-17	Russell Westbrook	81	864	10.7
10-11	Serge Ibaka	82	622	7.6	17-18	Russell Westbrook	80	804	10.1
11-12	Kevin Durant	66	527	8.0	18-19	Russell Westbrook	73	807	11.1
12-13	Kevin Durant	81	640	7.9	19-20	Steven Adams	63	583	9.3
13-14	Serge Ibaka	81	709	8.8	20-21	Darius Bazley	55	396	7.2
14-15	Steven Adams	70	523	7.5					

YEAR-BY-YEAR STATISTICAL LEADERS



ASSISTS

MINIMUM 70 GAMES OR 400 ASSISTS

YEAR	PLAYER	G	AST	AVG	YEAR	PLAYER	G	AST	AVG
08-09	Russell Westbrook	82	435	5.3	15-16	Russell Westbrook	80	834	10.4
09-10	Russell Westbrook	82	652	8.0	16-17	Russell Westbrook	81	840	10.4
10-11	Russell Westbrook	82	670	8.2	17-18	Russell Westbrook	80	820	10.3
11-12	Russell Westbrook	66	362	5.5	18-19	Russell Westbrook	73	784	10.7
12-13	Russell Westbrook	82	607	7.4	19-20	Chris Paul	70	472	6.7
13-14	Kevin Durant	81	445	5.5	20-21	Théo Maledon	65	227	3.5
14-15	Russell Westbrook	67	574	8.6					

MINUTES PLAYED

MINIMUM 70 GAMES OR 2,000 MINUTES

YEAR	PLAYER	G	MIN	AVG	YEAR	PLAYER	G	MIN	AVG
08-09	Kevin Durant	74	2885	39.0	15-16	Russell Westbrook	80	2750	34.4
09-10	Kevin Durant	82	3239	39.5	16-17	Russell Westbrook	81	2802	34.6
10-11	Kevin Durant	78	3038	38.9	17-18	Paul George	79	2891	36.3
11-12	Kevin Durant	66	2546	38.6	18-19	Paul George	77	2841	36.9
12-13	Kevin Durant	81	3119	38.5	19-20	Shai Gilgeous-Alexander	70	2428	34.7
13-14	Kevin Durant	81	3122	38.5	20-21	Théo Maledon	65	1778	27.4
14-15	Russell Westbrook	67	2302	34.4					



YEAR-BY-YEAR STATISTICAL LEADERS

STEALS

MINIMUM 70 GAMES OR 125 STEALS

YEAR	PLAYER	G	ST	AVG	YEAR	PLAYER	G	ST	AVG
08-09	Russell Westbrook	82	110	1.34	15-16	Russell Westbrook	80	163	2.04
09-10	Kevin Durant	82	112	1.37	16-17	Russell Westbrook	81	132	1.63
10-11	Russell Westbrook	82	155	1.89	17-18	Paul George	79	161	2.04
11-12	Russell Westbrook	66	112	1.70	18-19	Paul George	77	170	2.21
12-13	Russell Westbrook	82	145	1.77	19-20	Chris Paul	70	111	1.59
13-14	Kevin Durant	81	103	1.27	20-21	Théo Maledon	65	56	.862
14-15	Russell Westbrook	67	140	2.09					

BLOCKED SHOTS

MINIMUM 70 GAMES OR 100 BLOCKED SHOTS

YEAR	PLAYER	G	BS	AVG	YEAR	PLAYER	G	BS	AVG
08-09	Kevin Durant	74	53	0.72	15-16	Serge Ibaka	78	148	1.90
09-10	Serge Ibaka	73	97	1.33	16-17	Andre Roberson	79	79	1.00
10-11	Serge Ibaka	82	198	2.41	17-18	Steven Adams	76	78	1.02
11-12	Serge Ibaka	66	241	3.65	18-19	Jerami Grant	80	100	1.25
12-13	Serge Ibaka	80	243	3.03	19-20	Nerlens Noel	61	91	1.49
13-14	Serge Ibaka	81	219	2.70	20-21	Isaiah Roby	61	37	.607
14-15	Serge Ibaka	64	155	2.42					

YEAR-BY-YEAR STATISTICAL LEADERS



FIELD GOAL PERCENTAGE

MINIMUM 250 FG MADE

YEAR	PLAYER	FG	FGA	PCT	YEAR	PLAYER	FG	FGA	PCT
08-09	Kevin Durant	661	1390	.476	15-16	Steven Adams	261	426	.613
09-10	Nenad Krstic	281	560	.502	16-17	Steven Adams	374	655	.571
10-11	Serge Ibaka	335	617	.543	17-18	Steven Adams	448	712	.629
11-12	Serge Ibaka	262	490	.535	18-19	Steven Adams	481	809	.595
12-13	Serge Ibaka	446	778	.595	19-20	Steven Adams	283	478	.592
13-14	Serge Ibaka	524	978	.536	20-21	Kenrich Williams	219	411	.533
14-15	Serge Ibaka	374	786	.476					

FREE THROW PERCENTAGE

MINIMUM 125 FT MADE

YEAR	PLAYER	FT	FTA	PCT	YEAR	PLAYER	FG	FGA	PCT
08-09	Kevin Durant	452	524	.863	15-16	Kevin Durant	447	498	.898
09-10	Kevin Durant	756	840	.900	16-17	Russell Westbrook	710	840	.845
10-11	Kevin Durant	594	675	.880	17-18	Paul George	338	411	.822
11-12	Kevin Durant	431	501	.860	18-19	Paul George	453	540	.839
12-13	Kevin Durant	679	750	.905	19-20	Chris Paul	253	279	.907
13-14	Reggie Jackson	158	177	.893	20-21	Shai Gilgeous-Alexander	185	229	.808
14-15	Kevin Durant	146	171	.854					



YEAR-BY-YEAR STATISTICS

Year	G	FGM	FGA	PCT3FGM	3FGA	PCT	FTM	FTA	PCT	REB	AST	STL	TO	BS	PTS	AVG	
08-09	82	2999	6716	.447	328	949	.346	1626	2069	.786	3469	1663	608	1330	371	7952	97.0
09-10	82	3063	6629	.462	418	1229	.340	1778	2210	.805	3567	1639	654	1227	481	8322	101.5
10-11	82	3066	6609	.464	487	1403	.347	1977	2401	.823	3507	1672	654	1156	487	8596	104.8
11-12	66	2462	5228	.471	472	1317	.358	1406	1744	.806	2883	1224	498	1079	539	6802	103.1
12-13	82	3126	6504	.481	598	1588	.377	1819	2196	.828	3579	1753	679	1253	624	8669	105.7
13-14	82	3194	6782	.471	664	1839	.361	1653	2052	.806	3668	1794	678	1256	501	8705	106.2
14-15	82	3184	7119	.447	632	1864	.339	1524	2020	.754	3896	1681	598	1205	454	8524	104.0
15-16	82	3372	7082	.476	678	1946	.348	1616	2067	.782	3987	1883	603	1305	487	9038	110.2
16-17	82	3237	7169	.452	692	2116	.327	1575	2113	.745	3823	1721	648	1230	408	8741	106.6
17-18	82	3271	7221	.453	881	2491	.354	1421	1985	.716	3695	1750	743	1147	412	8844	107.9
18-19	82	3497	7706	.454	932	2677	.348	1461	2049	.713	3942	1917	766	1145	425	9387	114.5
19-20	72	2879	6156	.468	770	2171	.355	1422	1787	.796	3088	1562	550	986	353	7959	110.4
20-21	72	2795	6338	.441	857	2529	.339	1113	1536	.725	3283	1588	504	1162	316	7560	105.0

ALL-TIME HIGH PERFORMANCES



ALL-TIME SEASON-HIGH TEAM PERFORMANCES

Points	9,387	2018-19	Avg. 114.5
Field Goals Made	3,497	2018-19	Avg. 42.6
Field Goals Attempted	7,706	2018-19	Avg. 93.9
Field Goal Percentage	.481	2012-13	
Three-Point Field Goals Made	932	2018-19	Avg. 11.4
Three-Point Field Goals Attempted	2677	2018-19	Avg. 30.4
Three-Point Field Goal Percentage	.377	2012-13	
Free Throws Made	1,977	2010-11	Avg. 24.1
Free Throws Attempted	2,401	2010-11	Avg. 29.3
Free Throw Percentage	.828	2012-13	
Offensive Rebounds	1,071	2015-16	Avg. 13.1
Defensive Rebounds	2,916	2015-16	Avg. 35.6
Total Rebounds	3,987	2015-16	Avg. 48.6
Assists	1,917	2018-19	Avg. 23.4
Steals	766	2018-19	Avg. 9.34
Blocked Shots	624	2012-13	Avg. 7.61
Most Turnovers	1,330	2008-09	Avg. 14.9
Fewest Turnovers	986	2019-20	Avg. 13.7
Personal Fouls	1,858	2013-14	Avg. 22.6

ALL-TIME SEASON-HIGH INDIVIDUAL PERFORMANCES

Points	2,593	Kevin Durant	2013-14
Scoring Average	32.0	Kevin Durant	2013-14
Field Goals Made	849	Kevin Durant	2013-14
Field Goals Attempted	1,941	Russell Westbrook	2016-17
Field Goal Percentage	.684	Nerlens Noel	2019-20
Three-Point Field Goals Made	292	Paul George	2018-19
Three-Point Field Goals Attempted	757	Paul George	2018-19
Three-Point Field Goal Percentage	.434	Anthony Morrow	2014-15
Free Throws Made	756	Kevin Durant	2009-10
Free Throws Attempted	840	Russell Westbrook	2016-17
		Kevin Durant	2009-10
Free Throw Percentage	.907	Chris Paul	2019-20
Offensive Rebounds	391	Steven Adams	2018-19
Defensive Rebounds	727	Russell Westbrook	2016-17
Total Rebounds	864	Russell Westbrook	2016-17
Average Rebounds	11.1	Russell Westbrook	2018-19
Assists	840	Russell Westbrook	2016-17
Average Assists	10.7	Russell Westbrook	2018-19
Steals	170	Paul George	2018-19
Average Steals	2.21	Paul George	2018-19
Blocked Shots	242	Serge Ibaka	2012-13
Average Blocked Shots	3.65	Serge Ibaka	2011-12
Minutes Played	3239	Kevin Durant	2009-10
Average Minutes Played	39.5	Kevin Durant	2009-10

MISCELLANEOUS INDIVIDUAL RECORDS

Most Consecutive Free Throws Made:	52	Kevin Durant	3/10/10 to 3/19/10
Most Consecutive Field Goals Made in a Game:	12	Serge Ibaka	1/31/14 at Brooklyn
Most Consecutive Field Goals Made:	17	Enes Kanter	2/25/16 to 2/29/16



ALL-TIME PLAYOFF RECORDS



OKLAHOMA CITY ERA TEAM PLAYOFF RECORDS

Thunder Records

MOST POINTS SCORED:

Game:	133	Golden State	5/22/16
Half:	133	at Memphis (3OT)	5/9/11
Quarter:	73	at Dallas	4/21/16
Quarter:	45	Golden State	5/22/16

FIELD GOALS MADE:

Game:	47	at Portland	4/23/19
Half:	28	Houston	4/21/17
Half:	28	Dallas	5/23/11
Quarter:	17	Golden State	5/22/16

FIELD GOALS ATTEMPTED:

Game:	97	at Houston	4/19/17
Half:	51	LA Lakers	5/21/12
Quarter:	29	at Houston	4/19/17

FREE THROWS MADE:

Game:	42	at Memphis (3OT)	5/9/11
Half:	42	LA Lakers	4/24/10
Half:	27	at Dallas	5/17/11
Quarter:	15 (3x)	MR: Golden State	5/24/16

FREE THROWS ATTEMPTED:

Game:	50	at Memphis (3OT)	5/9/11
Half:	31	at Dallas	5/17/11
Quarter:	20	Golden State	5/24/16

THREE-POINT FIELD GOALS MADE:

Game:	16	at Houston	9/2/20
Half:	10	at Houston	9/2/20
Quarter:	7	at Miami	6/21/12

THREE-POINT FIELD GOALS ATTEMPTED:

Game:	46	at Houston	8/29/20
Half:	25 (3x)	MR: at Houston	8/29/20
Quarter:	15	at Utah	4/27/18

REBOUNDS:

Game:	58	at Houston	8/29/20
Half:	33 (3x)	at Memphis (OT)	4/26/14
Quarter:	20	MR: Golden State	5/22/16
Quarter:		Golden State	5/22/16
Quarter:		L.A. Lakers	5/21/12

ASSISTS:

Game:	28	at Dallas	4/21/16
Half:	28	Houston	4/21/13
Half:	16 (3x)	MR: Houston	4/21/17
Quarter:	10 (2x)	MR: Houston	4/21/17

STEALS:

Game:	16	Golden State	5/24/16
Half:	10	Houston	8/31/20
Quarter:	7 (2x)	MR: Houston	8/31/20

BLOCKS:

Game:	17	at L.A. Lakers	4/20/10
Half:	12	Houston	4/23/17
Quarter:	6	at Houston	8/29/20

TURNOVERS:

Game:	25	Dallas (OT)	5/23/11
Half:	13	at Memphis	4/26/14
Half:	13	Dallas	5/23/11
Quarter:	9 (4x)	MR: at Houston	8/20/20
Low Game:	4	LA Lakers	5/14/12

Opponent Records

MOST POINTS SCORED:

Game:	124	at San Antonio	4/30/16
Half:	73	at San Antonio	4/30/16
Quarter:	43 (2x)	MR: Portland	4/19/19

FIELD GOALS MADE:

Game:	51	at San Antonio	4/30/16
Half:	29	at San Antonio	4/30/16
Half:	29	at San Antonio	5/19/14
Quarter:	18	at San Antonio	4/30/16

FIELD GOALS ATTEMPTED:

Game:	111	at Memphis (3OT)	5/9/11
Half:	50	at Houston	4/16/17
Quarter:	28 (2x)	MR: Houston	4/23/17

FREE THROWS MADE:

Game:	41	at LA Lakers	5/18/12
Half:	26 (2x)	at Houston	4/25/17
Quarter:	17	at LA Lakers	5/18/12

FREE THROWS ATTEMPTED:

Game:	45	at Denver	4/23/11
Half:	30 (2x)	MR: at Houston	4/25/17
Quarter:	20	at Denver	4/23/11

THREE-POINT FIELD GOALS MADE:

Game:	23	Houston	8/24/20
Half:	13 (2x)	MR: at Houston	8/29/20
Quarter:	9	Houston	8/24/20

THREE-POINT FIELD GOALS ATTEMPTED:

Game:	58	Houston	8/24/20
Half:	35	at Houston	8/20/20
Quarter:	19 (2x)	MR: Houston	8/24/20

REBOUNDS:

Game:	64	at Memphis (3OT)	5/9/11
Half:	31 (4x)	Houston	4/24/13
Quarter:	20	at Houston	8/29/20
Quarter:		at Houston	4/16/17

ASSISTS:

Game:	39	at San Antonio	4/30/16
Half:	22	at San Antonio	4/30/16
Quarter:	13	at San Antonio	4/30/16

STEALS:

Game:	15	Dallas (OT)	5/23/11
Half:	9 (2x)	MR: Houston	4/23/17
Quarter:	6 (7x)	MR: at Houston	8/31/20

BLOCKS:

Game:	12	at Houston	4/27/13
Half:	7	at L.A. Lakers	4/27/10
Quarter:	5 (2x)	MR: at Houston	4/27/13

TURNOVERS:

Game:	22	Houston	8/31/20
Half:	13 (3x)	at Houston	4/29/13
Quarter:	10 (2x)	MR: Golden State	5/24/16
Low Game:	6	MR: Houston	8/31/20
Low Game:	6	Memphis	4/19/14
Low Game:	6	at LA Clippers	5/9/14

OKLAHOMA CITY ERA INDIVIDUAL PLAYOFF RECORDS



Thunder Records

POINTS:

Game:	51	Russell Westbrook at Houston	4/19/17
Half:	33	Russell Westbrook vs. Utah	4/25/18
Quarter:	20 (3x)	MR: Russell Westbrook at Utah	4/27/18

REBOUNDS:

Game:	19	Kevin Durant vs. LA Lakers	4/22/10
Half:	12	Kevin Durant at LA Clippers	5/15/14
Quarter:	8 (3x)	MR: Steven Adams vs. Houston	8/31/20

ASSISTS:

Game:	16	Russell Westbrook vs. Memphis	5/3/14
Half:	9	Russell Westbrook vs. Utah	4/18/18
Quarter:	7	Russell Westbrook at LA Clippers	5/15/14

STEALS:

Game:	7	Russell Westbrook at Golden State	5/16/16
Half:	6 (5x)	MR: Russell Westbrook at Golden State	5/16/16
Quarter:	4 (3x)	MR: Russell Westbrook vs. San Antonio	5/27/14

BLOCKS:

Game:	9	Serge Ibaka vs. Denver	4/27/11
Half:	5	Andre Roberson vs. Houston	4/23/17
Half:	5	Serge Ibaka vs. LA Lakers	5/16/12
Half:	5	Serge Ibaka vs. Denver	4/27/11
Quarter:	5	Serge Ibaka vs. Denver	4/27/11

FIELD GOALS MADE:

Game:	20	Russell Westbrook at Miami	6/19/12
Half:	12	Russell Westbrook vs. Utah	4/25/18
Quarter:	7 (5x)	MR: Russell Westbrook at Utah	4/27/18

FIELD GOALS ATTEMPTED:

Game:	43	Russell Westbrook at Houston	4/19/17
Half:	28 (2x)	MR: Russell Westbrook at Utah	4/27/18
Quarter:	18	Russell Westbrook at Houston	4/19/17

THREE-POINT FIELD GOALS MADE:

Game:	8	Paul George vs. Utah	4/15/18
Half:	6	Russell Westbrook at Utah	4/27/18
Quarter:	4 (3x)	MR: Russell Westbrook at Utah	4/27/18

THREE-POINT FIELD GOALS ATTEMPTED:

Game:	19	Russell Westbrook at Utah	4/27/18
Half:	15	Russell Westbrook at Utah	4/27/18
Quarter:	8	Russell Westbrook at Utah	4/27/18

FREE THROWS MADE:

Game:	18	Kevin Durant at Dallas	5/17/11
Half:	14	Kevin Durant at Dallas	5/17/11
Quarter:	8	Kevin Durant at Dallas	5/17/11

FREE THROWS ATTEMPTED:

Game:	19	Kevin Durant at Dallas	5/17/11
Half:	15	Kevin Durant at Dallas	5/17/11
Quarter:	9	(4x) MR: Kevin Durant vs. Memphis	5/15/13

Opponent Records

POINTS:

Game:	50	Damian Lillard at Portland	4/23/19
Half:	34	Damian Lillard at Portland	4/23/19
Quarter:	25	Damian Lillard at Portland	4/23/19

REBOUNDS:

Game:	21	Marc Gasol at Memphis (3OT)	5/9/11
Half:	21	Zach Randolph at Memphis (OT)	5/7/11
Half:	14	Marc Gasol at Memphis	5/9/11
Quarter:	10	Marc Gasol at Memphis	5/9/11

ASSISTS:

Game:	16	Chris Paul at LA Clippers	5/9/14
Half:	10	Tony Parker vs. San Antonio	6/6/12
Quarter:	7	Zaza Pachulia vs. Dallas	4/25/16

STEALS:

Game:	7	Jason Kidd vs. Dallas	4/28/12
Half:	5 (3x)	MR: Patrick Beverley vs. Houston	4/23/17
Quarter:	5	Patrick Beverley vs. Houston	4/23/17

BLOCKS:

Game:	6	Marc Gasol at Memphis	5/13/13
Half:	4	Marc Gasol at Memphis	5/13/13
Half:	4	Tim Duncan vs. San Antonio	5/31/12
Quarter:	3 (4x)	MR: Maurice Harkless at Portland	4/14/19

FIELD GOALS MADE:

Game:	18	Kobe Bryant vs. LA Lakers	5/21/12
Half:	12	Damian Lillard at Portland	4/23/19
Half:	12	LaMarcus Aldridge at San Antonio	4/30/16
Quarter:	8 (2x)	MR: Damian Lillard at Portland	4/19/19

FIELD GOALS ATTEMPTED:

Game:	33	Damian Lillard at Portland	4/23/19
Half:	20	James Harden at Houston	4/16/17
Quarter:	11	(7x) MR: Damian Lillard at Portland	4/19/19

THREE-POINT FIELD GOALS MADE:

Game:	11	Klay Thompson vs. Golden State	5/28/16
Half:	7	Klay Thompson vs. Golden State	5/28/16
Quarter:	5 (2x)	MR: Klay Thompson vs. Golden State	5/28/16

THREE-POINT FIELD GOALS ATTEMPTED:

Game:	18	Damian Lillard at Portland	4/23/19
Half:	18	Klay Thompson vs. Golden State	5/28/16
Half:	10 (2x)	MR: James Harden vs. Houston	8/24/20
Quarter:	7	James Harden at Houston	4/25/17

FREE THROWS MADE:

Game:	24	Dirk Nowitzki at Dallas	5/17/11
Half:	19	Dirk Nowitzki at Dallas	5/17/11
Quarter:	13	Dirk Nowitzki at Dallas	5/17/11

FREE THROWS ATTEMPTED:

Game:	24	Dirk Nowitzki at Dallas	5/17/11
Half:	19	Dirk Nowitzki at Dallas	5/17/11
Quarter:	16	Omer Asik vs. Houston	5/1/13



POSTSEASON LEADERS

GAMES PLAYED

1.	Russell Westbrook	98
2.	Kevin Durant	91
3.	Serge Ibaka	89
4.	Nick Collison	80
5.	Thabo Sefolosha	69
6.	Kendrick Perkins	67
7.	Steven Adams	59
8.	Derek Fisher	50
9.	James Harden	43
10.	Daequan Cook	33

MINUTES

1.	Kevin Durant	3816
2.	Russell Westbrook	3720
3.	Serge Ibaka	2761
4.	Steven Adams	1610
5.	Kendrick Perkins	1590
6.	Thabo Sefolosha	1453
7.	Nick Collison	1314
8.	James Harden	1287
9.	Derek Fisher	1006
10.	Reggie Jackson	899

POINTS

1.	Kevin Durant	2620
2.	Russell Westbrook	2489
3.	Serge Ibaka	971
4.	James Harden	593
5.	Steven Adams	485
6.	Reggie Jackson	363
7.	Thabo Sefolosha	331
8.	Nick Collison	299
9.	Derek Fisher	294
10.	Paul George	291

REBOUNDS

1.	Kevin Durant	730
2.	Russell Westbrook	685
3.	Serge Ibaka	599
4.	Steven Adams	441
5.	Kendrick Perkins	370
6.	Nick Collison	293
7.	James Harden	208
8.	Thabo Sefolosha	204
9.	Andre Roberson	134
10.	Reggie Jackson	126

ASSISTS

1.	Russell Westbrook	778
2.	Kevin Durant	340
3.	James Harden	140
4.	Reggie Jackson	86
5.	Thabo Sefolosha	78
6.	Nick Collison	66
7.	Steven Adams	49
8.	Derek Fisher	49
9.	Serge Ibaka	47
10.	Kendrick Perkins	47

STEALS

1.	Russell Westbrook	184
2.	Kevin Durant	99
3.	Thabo Sefolosha	73
4.	James Harden	58
5.	Nick Collison	49
6.	Serge Ibaka	42
7.	Derek Fisher	37
8.	Andre Roberson	35
9.	Steven Adams	29
10.	Kendrick Perkins	23

SCORING AVG (MIN. 10 GMS)

1.	Kevin Durant	28.8
2.	Paul George	26.5
3.	Russell Westbrook	25.4
4.	Dennis Schröder	15.8
5.	Kevin Martin	14.0
6.	James Harden	13.8
7.	Reggie Jackson	12.1
8.	Serge Ibaka	10.9
9.	Jerami Grant	9.2
10.	Enes Kanter	8.4

BLOCKED SHOTS

1.	Serge Ibaka	222
2.	Kevin Durant	106
3.	Steven Adams	58
4.	Kendrick Perkins	49
5.	Nick Collison	39
6.	Andre Roberson	36
7.	Russell Westbrook	28
8.	Thabo Sefolosha	25
9.	James Harden	16
10.	Jerami Grant	15

FIELD GOALS MADE

1.	Kevin Durant	877
2.	Russell Westbrook	861
3.	Serge Ibaka	402
4.	Steven Adams	203
5.	James Harden	171
6.	Reggie Jackson	132
7.	Nick Collison	127
8.	Thabo Sefolosha	124
9.	Derek Fisher	104
10.	Kendrick Perkins	100

FIELD GOALS ATTEMPTED

1.	Russell Westbrook	2097
2.	Kevin Durant	1926
3.	Serge Ibaka	784
4.	James Harden	384
5.	Steven Adams	324
6.	Thabo Sefolosha	312
7.	Reggie Jackson	280
8.	Derek Fisher	261
9.	Kendrick Perkins	236
10.	Nick Collison	233

POSTSEASON LEADERS



FREE THROWS MADE

1.	Kevin Durant	682
2.	Russell Westbrook	627
3.	James Harden	190
4.	Serge Ibaka	126
5.	Steven Adams	79
6.	Paul George	71
7.	Reggie Jackson	65
8.	Kendrick Perkins	55
9.	Nick Collison	43
10.	Enes Kanter	42

FREE THROWS ATTEMPTED

1.	Kevin Durant	804
2.	Russell Westbrook	745
3.	James Harden	225
4.	Serge Ibaka	164
5.	Steven Adams	148
6.	Paul George	85
7.	Kendrick Perkins	77
8.	Reggie Jackson	73
9.	Nick Collison	61
10.	Enes Kanter	49

3-POINT FIELD GOALS MADE

1.	Kevin Durant	184
2.	Russell Westbrook	140
3.	James Harden	61
4.	Derek Fisher	54
5.	Serge Ibaka	41
6.	Thabo Sefolosha	41
7.	Paul George	34
8.	Reggie Jackson	34
9.	Daequan Cook	24
T-10.	Caron Butler	21
T-10.	Dion Waiters	21

3-POINT FIELD GOALS ATT.

1.	Kevin Durant	559
2.	Russell Westbrook	464
3.	James Harden	170
4.	Thabo Sefolosha	149
5.	Derek Fisher	140
6.	Paul George	99
7.	Serge Ibaka	96
8.	Reggie Jackson	96
9.	Daequan Cook	70
10.	Dennis Schröder	65



IN THE PLAYOFFS, THE LAST TIME THE THUNDER...

Scored 110+ points	Houston, 8/24/20	W, 117-114
Scored 120+ points	Portland, 4/19/19	W, 120-108
Shot 50% or higher	at Portland, 4/23/19	.547 (47-86); L, 115-118
Shot 55% or higher	at Dallas, 4/21/16	.577 (45-78); W, 131-102
Shot 60% or higher	Memphis, 5/3/14	.609 (42-69); W, 120-109
Shot 80% from the free throw line	Houston, 8/31/20	.889 (16-18), W, 104-100
Shot 90% from the free throw line	San Antonio, 5/6/16	.900 (18-20); L, 96-100
Made 10+ three-pointers	at Houston, 9/2/20	16 3-PT FG, L, 102-104
Made 15+ three-pointers	at Houston, 9/2/20	16 3-PT FG, L, 102-104
Shot 50% or higher from three-point range	Portland, 4/19/19	.517 (15-29); W, 120-108
Shot 60% or higher from three-point range	at L.A. Lakers, 5/10/98	.615 (8-13); L, 100-112
Grabbed 50+ rebounds	Houston, 8/31/20	51 rebounds, W, 104-100
Grabbed 55+ rebounds	at Houston, 8/29/20	58 rebounds, L, 80-114
Grabbed 60+ rebounds	at Memphis, 5/9/12	62 rebounds; W, 133-123 (3OT)
Handed out 25+ assists	Portland, 4/19/19	27 assists; W, 120-108
Handed out 30+ assists	at Phoenix, 5/1/97	33 assists; W, 122-115 (OT)
Had 10+ steals	Houston, 8/31/20	10 steals, W, 104-100
Had 15+ steals	Golden State, 5/24/16	16 steals; W, 118-94
Had 10+ blocks	Golden State, 5/28/16	10 blocks; L, 101-108
Had five starters score in double-figures	Golden State, 5/24/16	Adams, Durant, Ibaka, Roberson, Westbrook
Had six players score in double-figures	Golden State, 5/24/16	Adams, Durant, Ibaka, Roberson, Waiters, Westbrook
Had two players score 20+ points	Houston, 8/31/20	Paul (28), Gallinari (25)
Had three players score 20+ points	Houston, 8/31/20	Schröder (29), Paul (26), Gilgeous-Alexander (23), Gallinari (20)
Had four players score 20+ points	Houston, 8/31/20	Schröder (29), Paul (26), Gilgeous-Alexander (23), Gallinari (20)
Had two players score 30+ points	Utah, 4/25/18	George (34) and Westbrook (45)
Had a player score 20+ points and 30+ points	Houston, 8/24/20	Schröder (30) and Paul (26)
Had a player score 30+ points and 40+ points	Utah, 4/25/18	Westbrook (45), George (34)
Had two players record a double-double	at Houston, 8/29/20	Adams (12 pts/14 reb) Bazley (10 pts/12 reb)
Had three players record a double-double	Golden State, 5/24/16	Westbrook (36 pts/11 ast/11 reb) Durant (26 pts, 11 reb) Roberson (17 pts/12 reb)
Had a reserve score 20+ points	Houston, 8/24/20	Schröder (30)
Had a reserve score 30+ points	Houston, 8/24/20	Schröder (30)
Had a player foul out	at Portland, 4/14/19	George
Had a player ejected	at Dallas, 4/23/16	Durant



IN THE PLAYOFFS, THE LAST TIME THE THUNDER...

IN THE PLAYOFFS, THE LAST TIME A THUNDER PLAYER...

Scored 30+ points	Luguentz Dort, at Houston, 9/2/20	30 points
Scored 40+ points	Russell Westbrook, at Utah, 4/27/18	46 points
Grabbed 15+ rebounds	Steven Adams, at Utah, 4/27/18	16 rebounds
Handed out 10+ assists	Chris Paul, at Houston, 9/2/20	12 assists
Handed out 15+ assists	Russell Westbrook, vs. San Antonio, 5/8/16	15 assists

IN THE PLAYOFFS, THE LAST TIME A THUNDER OPPONENT PLAYER...

Scored 30+ points	James Harden, Houston, 8/31/20	32 points
Scored 40+ points	Damian Lillard, at Portland, 4/23/19	50 points
Scored 50+ points	Damian Lillard, at Portland, 4/23/19	50 points
Grabbed 15+ rebounds	Enes Kanter, at Portland, 4/14/19	18 rebounds
Grabbed 20+ rebounds	Marc Gasol, at Memphis, 5/9/11	21 rebounds
Handed out 10+ assists	James Harden, Houston, 8/24/20	15 assists
Handed out 15+ assists	James Harden, Houston, 8/24/20	15 assists
Had a 20/20 game	Marc Gasol, at Memphis, 5/9/11	26 pts/21 rebs

THUNDER OPPONENTS



ATLANTA HAWKS

CENTENNIAL TOWER
101 Marietta Street, Suite 1900
Atlanta, GA 30303 • 404-878-3800

Nate McMillan
Head Coach



DIRECTORY

Principal Owner & Chair of Board of Directors/NBA

Governor: Tony Ressler

Chief Executive Officer: Steve Koonin

President of Basketball Operations and General Manager:

Travis Schlenk

Assistant General Manager: Landry Fields

Head Coach: Nate McMillan

Assistant Coaches: Chris Jent, Joe Prunty, Jamelle

McMillan, Matt Hill, Nick Van Exel

Coaching Assistant: Dipesh Mistry

Head Athletic Trainer: Scottie Parker

Senior Vice President of Public Relations: Garin Narain

Vice President, Basketball Communications: Jon

Steinberg

GENERAL INFORMATION

Home Court: State Farm Arena (16,841)

Radio: 92.9 The Game

Steve Holman, Mike Conti

Television: Bally Sports Southeast

Bob Rathbun, Dominique Wilkins

Team Colors: Torch Red, Infinity Black, Legacy Yellow,

Granite Gray

LARGEST WINNING MARGIN

OKC:	29	1/24/20	at OKC	140-111
Atlanta:	23	3/18/21	at Atlanta	116-93

CURRENT STREAKS VS. HAWKS

SITE	LAST WIN	SCORE	LAST LOSS	SCORE	STREAK
At Home	2/26/21	118-109	12/19/16	108-110	Won 4
At Atlanta	3/13/18	119-107	3/18/21	116-93	Lost 2
Overall	2/26/21	118-109	3/18/21	116-93	Lost 1

ALL-TIME OKLAHOMA CITY VS. ATLANTA

Season	Home	Away	Neutral	Total
2008-09	0-2	0-1	NA	0-3
2009-10	1-0	1-0	NA	2-0
2010-11	1-0	1-0	NA	2-0
2011-12	0-0	0-1	NA	0-1
2012-13	1-0	0-1	NA	1-1
2013-14	1-0	1-0	NA	2-0
2014-15	1-0	0-1	NA	1-1
2015-16	1-0	0-1	NA	1-1
2016-17	0-1	1-0	NA	1-1
2017-18	1-0	1-0	NA	2-0
2018-19	1-0	0-1	NA	1-1
2019-20	1-0	0-0	NA	1-0
2020-21	1-0	0-1	NA	1-1
Overall	9-3	6-6	---	15-9

2021-22 VS. HAWKS (All TIMES CENTRAL)

11/22/21	Monday	at Atlanta	6:30 p.m.
3/30/22	Wednesday	at Oklahoma City	7:00 p.m.

2020-21 VS. HAWKS

Date	Site	W/L	Score
2/26/21	at OKC	W	118-109
3/18/21	at Atlanta	L	116-93

THUNDER VS. HAWKS ALL-TIME

YEAR	TOTAL
2008-09	1-1
2009-10	2-0
2010-11	2-0
2011-12	0-1
2012-13	1-1
2013-14	2-0
2014-15	1-1
2015-16	1-1
2016-17	1-1
2017-18	2-0
2018-19	1-1
2019-20	1-0
2020-21	1-1
Totals	15-9



BOSTON CELTICS

THE RED AUERBACH CENTER
226 Causeway Street, 4th Floor
Boston, MA 02114 • 617-854-8000

Ime Udoka
Head Coach



DIRECTORY

Managing Partner, Governor & Chief Executive Officer:
Wyc Grousbeck

President of Basketball Operations: Brad Stevens

Head Coach: Ime Udoka

Assistant Coaches: Will Hardy, Damon Stoudamire, Ben Sullivan, Joe Mazzulla, Aaron Miles, and Tony Dobbins

Executive Director of Performance: Phil Coles

Vice President of Media Services/Alumni Relations:

Jeff Twiss

Sr. Vice President of Communications: Christian Megliola

GENERAL INFORMATION

Home Court: TD Garden (18,624)

Radio: 98.5 The Sports Hub

Sean Grande, Cedric Maxwell

Television: NBC Sports Boston

Mike Gorman, Tom Heinsohn, Abby Chin, Brian Scalabrine

Team Colors: Green, Gold, Black, Brown and White

2021-22 VS. CELTICS (ALL TIMES CENTRAL)

Date	Day	Location	Score
11/20/21	Saturday	at Boston	6:30 p.m.
3/21/22	Monday	at Oklahoma City	7:00 p.m.

2020-21 VS. CELTICS

Date	Site	W/L	Score
3/27/21	at OKC	L	94-111
4/27/21	at Boston	W	119-115

THUNDER VS. CELTICS ALL-TIME

YEAR	TOTAL
2008-09	0-2
2009-10	1-1
2010-11	1-1
2011-12	2-0
2012-13	1-1
2013-14	2-0
2014-15	2-0
2015-16	1-1
2016-17	2-0
2017-18	0-2
2018-19	0-2
2019-20	1-1
2020-21	1-1
Totals	14-12

LARGEST WINNING MARGIN

Team	Score	Date	Location
OKC	23	1/5/14	at OKC
Boston	19	3/29/09	at Boston

CURRENT STREAKS VS. CELTICS

SITE	LAST WIN	SCORE	LAST LOSS	SCORE	STREAK
At Home	12/11/16	99-96	3/27/21	94-111	Lost 4
At Boston	4/27/21	119-115	2/3/19	129-134	Won 2
Overall	4/27/21	119-115	3/27/21	94-111	Won 1

ALL-TIME OKLAHOMA CITY VS. BOSTON

Season	Home	Away	Neutral	Total
2008-09	0-1	0-1	NA	0-2
2009-10	0-1	1-0	NA	1-1
2010-11	0-1	1-0	NA	1-1
2011-12	1-0	1-0	NA	2-0
2012-13	1-0	0-1	NA	1-1
2013-14	1-0	1-0	NA	2-0
2014-15	1-0	1-0	NA	2-0
2015-16	0-1	1-0	NA	1-1
2016-17	1-0	1-0	NA	2-0
2017-18	0-1	0-1	NA	0-2
2018-19	0-1	0-1	NA	0-2
2019-20	0-1	1-0	NA	1-1
2020-21	0-1	1-0	NA	1-1
Overall	5-8	9-4	---	14-12



BROOKLYN NETS

HSS TRAINING CENTER
168 39th Street, 8th Floor
Brooklyn, NY 11232 • (718) 215-2299

Steve Nash
Head Coach



DIRECTORY

Governor: Joe Tsai

General Manager: Sean Marks

Head Coach: Steve Nash

Assistant Coaches: Jacque Vaughn, David Vanterpool, Brian

Keefe, Jordan Ott, Royal Ivey, Ryan Forehan-Kelly

Assistant Coach/Director of Player Development: Adam Harrington

Assistant Coach/Player Development: Tiago Splitter

Head Athletic Trainer/Physical Therapist: Sebastien Poirier

Senior Director, Public Relations: Aaron Harris

Associate Director of Public Relations: Eli Pearlstein

Senior Manager of Public Relations: Mitch Heckart

Manager of Public Relations: Megan Walsh

GENERAL INFORMATION

Home Court: Barclays Center (17,732)

Radio: WFAN (660 AM/101.9 FM)

Chris Carrino, Tim Capstraw

Television: YES Network

Ian Eagle, Ryan Ruocco, Sarah Kustok, Richard Jefferson,

Michael Grady

Team Colors: Black, White

2021-22 VS. NETS (ALL TIMES CENTRAL)

Date	Day	Location	Score
11/14/21	Sunday	at Oklahoma City	6:00 p.m.
1/13/22	Thursday	at Brooklyn	7:30 p.m.

2020-21 VS. NETS

Date	Site	W/L	Score
1/10/21	at BKN	W	129-116
1/29/21	at OKC	L	125-147

THUNDER VS. NETS ALL-TIME

YEAR	TOTAL
2008-09	1-1
2009-10	2-0
2010-11	2-0
2011-12	1-0
2012-13	1-1
2013-14	1-1
2014-15	0-2
2015-16	1-1
2016-17	2-0
2017-18	1-1
2018-19	2-0
2019-20	1-0
2020-21	1-1
Totals	16-8

LARGEST WINNING MARGIN

Team	Score	Date	Location
OKC	25	1/31/14	at Brooklyn
Brooklyn	31	11/3/14	at Brooklyn

CURRENT STREAKS VS. NETS

SITE	LAST WIN	SCORE	LAST LOSS	SCORE	STREAK
At Home	3/13/19	108-96	1/29/21	125-147	Lost 2
At Brooklyn	1/10/21	129-116	12/7/17	95-100	Won 3
Overall	1/10/21	129-116	1/29/21	125-147	Lost 1

ALL-TIME OKLAHOMA CITY VS. BROOKLYN

Season	Home	Away	Neutral	Total
2008-09	1-0	0-1	NA	1-1
2009-10	1-0	1-0	NA	2-0
2010-11	1-0	1-0	NA	2-0
2011-12	0-0	1-0	NA	1-0
2012-13	0-1	1-1	NA	1-1
2013-14	0-1	1-0	NA	1-1
2014-15	0-1	0-1	NA	0-2
2015-16	1-0	0-1	NA	1-1
2016-17	1-0	1-0	NA	2-0
2017-18	1-0	0-1	NA	1-1
2018-19	1-0	1-0	NA	2-0
2019-20	0-0	1-0	NA	1-0
2020-21	0-1	1-0	NA	1-1
Overall	7-4	9-4	---	16-8



CHARLOTTE HORNETS

SPECTRUM CENTER
333 East Trade Street
Charlotte, NC 28202 • (704) 688-8600

James Borrego
Head Coach



DIRECTORY

Chairman: Michael Jordan
President of Basketball Operations & GM: Mitch Kupchak
Head Coach: James Borrego
Assistant Coaches: Jay Triano, Chad Iske, Marlon Garnett, Jay Hernandez, Dutch Gaitley, Nick Friedman, Norman Richards
Director of Health Care & Sports Performance: Joe Sharpe
Chief Communications Officer: Mike Cristaldi
Director of Basketball Communications: Brian Travis
Manager of Basketball Communications: Maggie Yang
Coordinator of Basketball Communications: Michael Martinez

GENERAL INFORMATION

Home Court: Spectrum Center (19,278)
Radio: WFNZ
John Focke, Matt Carroll
Television: Bally Sports Southeast
Eric Collins, Dell Curry, Ashley ShahAhmadi
Team Colors: Teal, dark purple, gray

LARGEST WINNING MARGIN

OKC: 27 3/10/12 at OKC 122-95
Charlotte 13 (2x) 12/11/17 at Charlotte 103-116

CURRENT STREAKS VS. HORNETS

SITE	LAST WIN	SCORE	LAST LOSS	SCORE	STREAK
At Home	11/23/18	109-104	4/7/21	102-113	Lost 1
At Charlotte	12/26/20	109-107	1/4/17	112-123	Won 4
Overall	12/26/20	109-107	4/7/21	102-113	Lost 1

ALL-TIME OKLAHOMA CITY VS. CHARLOTTE

Season	Home	Away	Neutral	Total
2008-09	1-0	0-1	NA	1-1
2009-10	1-0	0-1	NA	1-1
2010-11	1-0	1-0	NA	2-0
2011-12	1-0	0-0	NA	1-0
2012-13	1-0	1-0	NA	2-0
2013-14	1-0	1-0	NA	2-0
2014-15	1-0	1-0	NA	2-0
2015-16	1-0	1-0	NA	2-0
2016-17	0-1	0-1	NA	0-1
2017-18	0-1	1-0	NA	1-1
2018-19	1-0	1-0	NA	2-0
2019-20	0-0	1-0	NA	1-0
2020-21	0-1	1-0	NA	1-1
Overall	9-3	9-3	---	18-6

2021-22 VS. HORNETS (ALL TIMES CENTRAL)

1/21/22 Friday at Charlotte 6:00 p.m.
3/14/22 Monday at Oklahoma City 7:00 p.m.

2020-21 VS. HORNETS

Date	Site	W/L	Score
12/26/20	at CHA	W	109-107
4/7/21	at OKC	L	102-113

THUNDER VS. HORNETS ALL-TIME

YEAR	TOTAL
2008-09	1-1
2009-10	1-1
2010-11	2-0
2011-12	1-0
2012-13	2-0
2013-14	2-0
2014-15	2-0
2015-16	2-0
2016-17	0-2
2017-18	1-1
2018-19	2-0
2019-20	1-0
2020-21	1-1
Totals	18-6



CHICAGO BULLS

UNITED CENTER
1901 West Madison Street
Chicago, IL 60612 • 312-455-4000

Billy Donovan
Head Coach



DIRECTORY

Chairman/Alternate NBA Governor: Jerry Reinsdorf
President & CEO/NBA Governor: Michael Reinsdorf
Executive VP of Basketball Operations: Arturas Karnisovas
Head Coach: Billy Donovan
Assistant Coaches: Maurice Cheeks, Chris Fleming, Josh Longstaff, John Bryant, Damian Cotter, Billy Schmidt
Head Athletic Trainer: Todd Campbell
Senior Director of Public and Media Relations: Tim Hallam
Director of Public and Media Relations: Matt Yob
Senior Manager of Public & Media Relations: Beth Grady
Manager of Public & Media Relations: Kristen Deahl

GENERAL INFORMATION

Home Court: United Center (20,917)
Radio: WSCR-AM 670
Chuck Swirsky, Bill Wennington
Spanish Radio: WRTO (1200 AM)
Omar Ramos, Hector Lozano
Television: WGN (Ch. 9), NBC Sports Chicago
Neil Funk, Stacey King
Team Colors: Red, Black

LARGEST WINNING MARGIN

OKC: 32 10/28/17 at Chicago 101-69
Chicago: 28 2/1/17 at OKC 100-128

CURRENT STREAKS VS. BULLS

SITE	LAST WIN	SCORE	LAST LOSS	SCORE	STREAK
At Home	1/15/21	127-125 (OT)	2/1/17	100-288	Won 1
At Chicago	2/25/20	124-122	3/16/21	102-123	Lost 1
Overall	1/15/21	127-125 (OT)	3/16/21	102-123	Lost 1

ALL-TIME OKLAHOMA CITY VS. CHICAGO

Season	Home	Away	Neutral	Total
2008-09	0-1	1-0	NA	1-1
2009-10	0-1	1-0	NA	1-1
2010-11	1-0	0-1	NA	1-1
2011-12	1-0	1-0	NA	2-0
2012-13	1-0	1-0	NA	2-0
2013-14	1-0	1-0	NA	2-0
2014-15	1-0	0-1	NA	1-1
2015-16	0-1	0-1	NA	0-2
2016-17	0-1	1-0	NA	1-1
2017-18	1-0	1-0	NA	2-0
2018-19	1-0	0-1	NA	1-1
2019-20	1-0	1-0	NA	2-0
2020-21	1-0	0-1	NA	1-1
Overall	9-4	7-5	---	16-9

2021-22 VS. BULLS (ALL TIMES CENTRAL)

1/26/22 Wednesday at Oklahoma City 7:00 p.m.
2/12/22 Saturday at Chicago 7:00 p.m.

2020-21 VS. BULLS

Date	Site	W/L	Score
1/15/21	at OKC	W	127-125 (OT)
3/16/21	at Chicago	L	102-123

THUNDER VS. BULLS ALL-TIME

YEAR	TOTAL
2008-09	1-1
2009-10	1-1
2010-11	1-1
2011-12	1-0
2012-13	2-0
2013-14	2-0
2014-15	1-1
2015-16	0-2
2016-17	1-1
2017-18	2-0
2018-19	1-1
2019-20	2-0
2020-21	1-1
Totals	16-9



CLEVELAND CAVALIERS

CLEVELAND CLINIC COURTS
6101 Brecksville Road
Independence, OH 44131 • 216-420-2000

J.B. Bickerstaff
Head Coach



DIRECTORY

Chairman: Dan Gilbert
General Manager: Koby Altman
Head Coach: J.B. Bickerstaff
Assistant Coaches: Antonio Lang, Greg Buckner, Dan Geriot, Lindsay Gottlieb, JJ Outlaw
Head Athletic Trainer: Steve Spiro
Director of Basketball Communications: B.J. Evans
Basketball Communications Senior Manager: Jeff Schaefer
Basketball Communications Manager: Cherome Owens
Basketball Communications Coordinator: Alyssa Dombrowski

GENERAL INFORMATION

Home Court: Quicken Loans Arena (19,432)
Radio: WTAM (1100 AM)
Tim Alcorn, Jim Chones, Mike Snyder
Spanish Radio: LA MEGA (87.7 FM)
Rafael Hernández Brito
Television: FOX Sports Ohio
John Michael, Austin Carr, Angel Gray
Team Colors: Wine and Gold

LARGEST WINNING MARGIN

OKC:	29	12/12/10	at OKC	106-77
Cleveland:	35	11/26/08	at Cleveland	82-117

CURRENT STREAKS VS. CAVALIERS

SITE	LAST WIN	SCORE	LAST LOSS	SCORE	STREAK
At Home	2/5/20	109-103	4/8/21	102-129	Lost 1
At Cleveland	2/21/21	117-101	1/29/17	91-107	Won 4
Overall	2/21/21	117-101	4/8/21	102-129	Lost 1

ALL-TIME OKLAHOMA CITY VS. CLEVELAND

Season	Home	Away	Neutral	Total
2008-09	0-1	0-1	NA	0-2
2009-10	0-1	0-1	NA	0-2
2010-11	1-0	1-0	NA	2-0
2011-12	0-1	0-0	NA	1-0
2012-13	1-0	0-1	NA	1-1
2013-14	1-0	0-1	NA	1-1
2014-15	1-0	0-1	NA	1-1
2015-16	0-1	0-1	NA	0-2
2016-17	1-0	0-1	NA	1-1
2017-18	0-1	1-0	NA	1-1
2018-19	1-0	1-0	NA	1-1
2019-20	1-0	1-0	NA	2-0
2020-21	0-1	1-0	NA	1-1
Overall	6-7	6-6	---	12-13

2021-22 VS. CAVALIERS (ALL TIMES CENTRAL)

1/15/22	Saturday	at Oklahoma City	7:00 p.m.
1/22/22	Saturday	at Cleveland	7:00 p.m.

2020-21 VS. CAVALIERS

Date	Site	W/L	Score
2/21/21	at CLE	W	117-101
4/8/21	at OKC	L	102-129

THUNDER VS. CAVALIERS ALL-TIME

YEAR	TOTAL
2008-09	0-2
2009-10	0-2
2010-11	2-0
2011-12	0-1
2012-13	1-1
2013-14	1-1
2014-15	1-1
2015-16	0-2
2016-17	1-1
2017-18	1-1
2018-19	2-0
2019-20	2-0
2020-21	1-1
Totals	12-13



DALLAS MAVERICKS

AMERICAN AIRLINES CENTER
2500 Victory Avenue
Dallas, TX 75219 • 214-747-6287

Jason Kidd
Head Coach



DIRECTORY

Governor: Mark Cuban
CEO: Cynt Marshall
President of Basketball Operations/General Manager: Donnie Nelson
Head Coach: Jason Kidd
Assistant Coaches: Igor Kokoskov, Sean Sweeney, Jared Dudley, Greg St. Jean, Kristi Toliver, Darrell Armstrong, Peter Patton, God Shammgod
Head Athletic Trainer: Dionne Calhoun
Vice President of Basketball Communications: Scott Tomlin
Director of Basketball Communications: Alan Rakowski
Director of Media Relations: Renee Felton
Basketball Communications Coordinator: Dave Maurer

GENERAL INFORMATION

Home Court: American Airlines Center (19,200)
Radio: 97.1 FM the Eagle (KEGL)
Chuck Cooperstein, Brad Davis
Spanish Radio: Univision 99.1 FM (KFZO)
Victor Villalba
Television: Bally Sports Southwest
Mark Followill, Derek Harper, Jeff "Skin" Wade
Team Colors: Blue, Silver, White and Black

2021-22 VS. MAVERICKS (ALL TIMES CENTRAL)

12/12/21	Sunday	at Oklahoma City	6:00 p.m.
1/2/22	Sunday	at Oklahoma City	6:00 p.m.
1/17/22	Monday	at Dallas	7:30 p.m.
2/2/22	Wednesday	at Dallas	7:30 p.m.

2020-21 VS. MAVERICKS

Date	Site	W/L	Score
3/3/21	at Dallas	L	78-87
3/11/21	at OKC	W	116-108
3/29/21	at OKC	L	106-127

THUNDER VS. MAVERICKS ALL-TIME

YEAR	TOTAL
2008-09	1-2
2009-10	2-2
2010-11	1-2
2011-12	3-1
2012-13	4-0
2013-14	1-2
2014-15	1-3
2015-16	4-0
2016-17	2-1
2017-18	2-2
2018-19	1-3
2019-20	1-1
2020-21	1-2
Totals	24-21

LARGEST WINNING MARGIN

OKC:	21	2/4/13	at OKC	112-91
Dallas:	23	3/16/14	at OKC	86-109

CURRENT STREAKS VS. MAVERICKS

SITE	LAST WIN	SCORE	LAST LOSS	SCORE	STREAK
At Home	3/11/21	116-108	3/29/21	106-127	Lost 1
At Dallas	2/28/18	111-110 (OT)	3/3/21	78-87	Lost 4
Overall	3/11/21	116-108	3/29/21	106-127	Lost 1

ALL-TIME OKLAHOMA CITY VS. DALLAS

Season	Home	Away	Neutral	Total
2008-09	1-0	0-2	NA	1-2
2009-10	1-1	1-1	NA	2-2
2010-11	0-2	1-0	NA	1-2
2011-12	2-0	1-1	NA	3-1
2012-13	2-0	2-0	NA	4-0
2013-14	1-1	0-1	NA	1-2
2014-15	1-1	0-2	NA	1-3
2015-16	2-0	2-0	NA	4-0
2016-17	1-0	1-1	NA	2-1
2017-18	1-1	1-1	NA	2-2
2018-19	1-1	0-2	NA	1-3
2019-20	1-0	0-1	NA	1-1
2020-21	1-1	0-1	NA	1-2
Overall	15-9	9-12	---	24-21



DENVER NUGGETS

BALL ARENA
1000 Chopper Circle
Denver, CO 80204 • 303-405-1100

Michael Malone
Head Coach



DIRECTORY

Owner: E. Stanley Kroenke
President of Basketball Operations: Tim Connelly
General Manager: Calvin Booth
Head Coach: Michael Malone
Assistant Coaches: David Adelman, Jordi Fernandez, Popeye Jones, Ryan Bowen, Charles Klask, John Beckett
Head Athletic Trainer: Dan Shimensky
Director, Media Relations: Nick O'Hayre
Manager, Media Relations: Cody Wise
Coordinator, Media Relations: Steven Blevins

2021-22 VS. NUGGETS (ALL TIMES CENTRAL)

12/22/21	Wednesday	at Oklahoma City	7:00 p.m.
1/9/22	Sunday	at Oklahoma City	6:00 p.m.
3/2/22	Wednesday	at Denver	8:00 p.m.
3/26/22	Saturday	at Denver	8:00 p.m.

2020-21 VS. NUGGETS

Date	Site	W/L	Score
1/19/21	at Denver	L	101-119
2/12/21	at Denver	L	95-97
2/27/21	at OKC	L	96-126

THUNDER VS. NUGGETS ALL-TIME

YEAR	TOTAL
2008-09	0-4
2009-10	1-3
2010-11	3-1
2011-12	2-1
2012-13	1-3
2013-14	3-1
2014-15	3-1
2015-16	4-0
2016-17	3-1
2017-18	1-3
2018-19	0-4
2019-20	1-2
2020-21	0-3
Totals	22-27

GENERAL INFORMATION

Home Court: Ball Arena (19,520)
Radio: Altitude Radio Network
Jason Kosmicki
Television: Altitude Sports & Entertainment
Chris Marlowe, Scott Hastings, Chris Dempsey, Vic Lombardi, Katy Winge
Team Colors: Midnight blue, sunshine yellow, Flatirons red, skyline blue

LARGEST WINNING MARGIN

OKC:	25	2/22/15	at OKC	119-94
Denver:	30	2/27/21	at OKC	96-126

CURRENT STREAKS VS. NUGGETS

SITE	LAST WIN	SCORE	LAST LOSS	SCORE	STREAK
At Home	2/21/20	113-101	2/27/21	96-126	Lost 2
At Denver	4/9/17	106-105	2/12/21	95-97	Lost 7
Overall	2/21/20	113-101	2/27/21	96-126	Lost 4

ALL-TIME OKLAHOMA CITY VS. DENVER

Season	Home	Away	Neutral	Total
2008-09	0-2	0-2	NA	0-4
2009-10	1-1	0-2	NA	1-3
2010-11	2-0	1-1	NA	3-1
2011-12	1-1	1-0	NA	2-1
2012-13	1-1	0-2	NA	1-3
2013-14	2-0	1-1	NA	3-1
2014-15	2-0	1-1	NA	3-1
2015-16	2-0	2-0	NA	4-0
2016-17	2-0	2-0	NA	4-0
2017-18	1-1	0-2	NA	1-3
2018-19	0-2	0-2	NA	0-4
2019-20	1-1	0-1	NA	1-2
2020-21	0-1	0-2	NA	0-3
Overall	14-11	8-16	---	22-27



DETROIT PISTONS

HENRY FORD DETROIT PISTONS PERFORMANCE CENTER
6201 Second Avenue
Detroit, MI 48202 • 313-747-8667

Dwane Casey
Head Coach



DIRECTORY

Owner: Tom Gores
Vice Chairman: Arn Tellem
General Manager: Troy Weaver
Sr. Advisor To Owner, Tom Gores: Ed Stefanski
Head Coach: Dwane Casey
Assistant Coaches: Rex Kalamian, Jerome Allen, Jim Moran, Bill Bayno
Athletic Trainer: Jim Scholler
Sr. Vice President, Public Relations: Kevin Grigg
Vice President, Public Relations: Cletus Lewis
Manager, Public Relations: Josh Schur

2021-22 VS. PISTONS (ALL TIMES CENTRAL)

12/6/21	Monday	at Detroit	6:00 p.m.
4/1/22	Friday	at Oklahoma City	7:00 p.m.

2020-21 VS. PISTONS

Date	Site	W/L	Score
4/5/21	at OKC	L	108-132
4/16/21	at Detroit	L	104-110

THUNDER VS. PISTONS ALL-TIME

YEAR	TOTAL
2008-09	1-1
2009-10	2-0
2010-11	2-0
2011-12	1-0
2012-13	2-0
2013-14	2-0
2014-15	1-1
2015-16	1-1
2016-17	1-1
2017-18	1-1
2018-19	2-0
2019-20	2-0
2020-21	0-2
Totals	18-7

GENERAL INFORMATION

Home Court: Little Caesars Arena (20,491)
Radio: 97.1 The Ticket
Mark Champion, Rick Mahorn, George Blaha
Television: Bally Sports Detroit
George Blaha, Greg Kelser
Team Colors: Red, White, Blue

LARGEST WINNING MARGIN

OKC:	27	12/3/18	at Detroit	110-83
Detroit:	24	4/16/21	at OKC	108-132

CURRENT STREAKS VS. PISTONS

SITE	LAST WIN	SCORE	LAST LOSS	SCORE	STREAK
At Home	2/7/20	108-101	4/5/21	108-132	Lost 1
At Detroit	3/4/20	114-107	4/16/21	104-110	Lost 1
Overall	3/4/20	114-107	4/16/21	104-110	Lost 2

ALL-TIME OKLAHOMA CITY VS. DETROIT

Season	Home	Away	Neutral	Total
2008-09	1-0	0-1	NA	1-1
2009-10	1-0	1-0	NA	2-0
2010-11	1-0	1-0	NA	2-0
2011-12	1-0	---	NA	1-0
2012-13	1-0	1-0	NA	2-0
2013-14	1-0	1-0	NA	2-0
2014-15	0-1	1-0	NA	1-1
2015-16	1-0	0-1	NA	1-1
2016-17	1-0	0-1	NA	1-1
2017-18	0-1	1-0	NA	1-1
2018-19	1-0	1-0	NA	1-0
2019-20	1-0	1-0	NA	2-0
2020-21	0-1	0-1	NA	0-2
Overall	10-3	8-4	---	18-7



GOLDEN STATE WARRIORS

1 Warriors Way
San Francisco, CA 94158 • 415-388-0100

Steve Kerr
Head Coach



DIRECTORY

Co-Executive Chairman & CEO: Joe Lacob
Co-Executive Chairman: Peter Guber
President, Basketball Operations/General Manager:
Bob Myers

Head Coach: Steve Kerr

Assistant Coaches: Ron Adams, Kenny Atkinson, Mike Brown,
Chris DeMarco, Bruce Fraser, DeJan Milojević

Head Athletic Trainer: Drew Yoder

Sr. Vice President, Communications: Raymond Ridder

Sr. Director, Public Relations: Brett Winkler

Director, Basketball Communications: Michael Ravina

Director, Publications & Statistical Information: Darryl Arata

Manager, Public Relations: Cole Lawrence

GENERAL INFORMATION

Home Court: Chase Center (18,064)

Radio: KGMZ (95.7 The Game)

Tim Roye, Jim Barnett, Tom Tolbert

Television: NBC Sports Bay Area

Bob Fitzgerald, Kelenna Azubuike

Team Colors: Warriors Royal Blue, California Golden Yellow

2021-22 VS. WARRIORS (ALL TIMES CENTRAL)

10/26/21	Tuesday	at Oklahoma City	7:00 p.m.
10/30/21	Saturday	at Golden State	7:30 p.m.
2/7/22	Monday	at Oklahoma City	7:00 p.m.

2020-21 VS. WARRIORS

Date	Site	W/L	Score
4/14/21	at OKC	L	109-147
5/6/21	at Golden State	L	97-118
5/8/21	at Golden State	L	97-136

THUNDER VS. WARRIORS ALL-TIME

YEAR	TOTAL
2008-09	2-2
2009-10	3-1
2010-11	2-1
2011-12	3-0
2012-13	3-1
2013-14	2-1
2014-15	1-3
2015-16	0-3
2016-17	0-4
2017-18	2-2
2018-19	1-2
2019-20	3-0
2020-21	0-3
Totals	22-23

LARGEST WINNING MARGIN

OKC:	28	11/21/18	at Golden State	123-95
Golden State:	39	5/8/21	at Golden State	97-136

CURRENT STREAKS VS. WARRIORS

SITE	LAST WIN	SCORE	LAST LOSS	SCORE	STREAK
At Home	11/9/19	114-108	4/14/21	109-147	Lost 1
At Golden State	11/25/19	100-97	5/8/21	97-136	Lost 2
Overall	11/25/19	100-97	5/8/21	97-136	Lost 3

ALL-TIME OKLAHOMA CITY VS. GOLDEN STATE

Season	Home	Away	Neutral	Total
2008-09	1-1	1-1	NA	2-2
2009-10	2-0	1-1	NA	3-1
2010-11	2-0	0-1	NA	2-1
2011-12	1-0	2-0	NA	3-0
2012-13	2-0	1-1	NA	3-1
2013-14	1-0	1-0	NA	2-0
2014-15	1-1	0-2	NA	1-3
2015-16	0-1	0-2	NA	0-3
2016-17	0-2	0-2	NA	0-4
2017-18	1-1	1-1	NA	2-2
2018-19	0-2	1-0	NA	1-2
2019-20	2-0	1-0	NA	3-0
2020-21	0-1	0-2	NA	0-3
Overall	14-8	8-15	---	22-23



HOUSTON ROCKETS

TOYOTA CENTER
1510 Polk Street
Houston, TX 77002 • 713-758-7200

Stephen Silas
Head Coach



DIRECTORY

Owner: Tilman Fertitta

General Manager: Rafael Stone

Head Coach: Stephen Silas

Assistant Coaches: DeSagana Diop, Rick Higgins, Jeff
Hornacek, John Lucas, Will Weaver

Head Athletic Trainer, Director of Athlete Care & Science:
Jason Biles

Senior Director, Media & Player Relations: Tracey Hughes

Manager, Media Relations: Sean McCloskey

Media Relations Assistant: Tomorrow Huff

2021-22 VS. ROCKETS (ALL TIMES CENTRAL)

11/17/21	Wednesday	at Oklahoma City	7:00 p.m.
11/29/21	Monday	at Houston	7:00 p.m.
12/1/21	Wednesday	at Oklahoma City	7:00 p.m.

2020-21 VS. ROCKETS

Date	Site	W/L	Score
2/1/21	at OKC	L	106-136
2/3/21	at OKC	W	104-87
3/21/21	at Houston	W	114-112

THUNDER VS. ROCKETS ALL-TIME

YEAR	TOTAL
2008-09	0-3
2009-10	1-3
2010-11	3-1
2011-12	2-2
2012-13	2-1
2013-14	3-1
2014-15	0-3
2015-16	2-2
2016-17	1-3
2017-18	2-1
2018-19	3-1
2019-20	2-1
2020-21	2-1
TOTALS	23-23

GENERAL INFORMATION

Home Court: Toyota Center (18,055)

Radio: Sports Talk 790 (KBME 790 AM)

Craig Ackerman, Matt Thomas

Spanish Radio: La Ranchera (KEYH 850 AM)

Adrian Chavarria

Television: AT&T SportsNet:

Bill Worrell, Matt Bullard, Clyde Drexler

Team Colors: Red, black, gray, anthracite, white

LARGEST WINNING MARGIN

OKC:	31	12/29/13	at OKC	117-86
Houston:	30	2/1/21	at OKC	106-136

CURRENT STREAKS VS. ROCKETS

SITE	LAST WIN	SCORE	LAST LOSS	SCORE	STREAK
At Home	2/3/21	104-87	2/1/21	106-136	Won 1
At Houston	3/21/21	114-112	10/28/19	112-116	Won 2
Overall	3/21/21	114-112	2/1/21	106-136	Won 2

ALL-TIME OKLAHOMA CITY VS. HOUSTON

Season	Home	Away	Neutral	Total
2008-09	0-2	0-1	NA	0-3
2009-10	1-1	0-2	NA	1-3
2010-11	2-0	1-1	NA	3-1
2011-12	1-1	1-1	NA	2-2
2012-13	1-0	1-1	NA	2-1
2013-14	2-0	1-1	NA	3-1
2014-15	0-2	0-1	NA	0-3
2015-16	2-0	0-2	NA	2-2
2016-17	1-1	0-2	NA	1-3
2017-18	1-1	1-0	NA	2-1
2018-19	2-0	1-1	NA	3-1
2019-20	2-0	0-1	NA	2-1
2020-21	1-1	1-0	NA	2-1
Overall	15-9	8-14	---	23-23



INDIANA PACERS

BANKERS LIFE FIELDHOUSE
125 S. Pennsylvania St.
Indianapolis, IN 46204 • 317-917-2500

Rick Carlisle
Head Coach



DIRECTORY

Owner, Chariman & CEO: Herbert Simon
President of Basketball Operations: Kevin Pritchard
Head Coach: Nate Bjorkgren
Assistant Coaches: Kaleb Canales, Greg Foster, Bill Bayno
Senior Director of Medical Operations/
Head Athletic Trainer: Josh Corbell
Director of Indiana Pacers Media Relations: David Benner
Associate Director of Indiana Pacers Media Relations:
Krissy Myers
Media Relations Manager: Wes Kaminski

2021-22 VS. PACERS (ALL TIMES CENTRAL)
1/28/22 Friday at Oklahoma City 7:00 p.m.
2/25/22 Friday at Indiana 6:00 p.m.

2020-21 VS. PACERS

Date	Site	W/L	Score
4/1/21	at Indiana	L	116-122
5/1/21	at OKC	L	95-152

THUNDER VS. PACERS ALL-TIME

YEAR	TOTAL
2008-09	0-2
2009-10	1-1
2010-11	2-0
2011-12	0-1
2012-13	2-0
2013-14	1-1
2014-15	1-1
2015-16	1-1
2016-17	0-2
2017-18	2-0
2018-19	1-1
2019-20	0-2
2020-21	0-2
Totals	11-14

GENERAL INFORMATION

Home Court: Bankers Life Fieldhouse (17,923)
Radio: 1070 The Fan/93.5 FM
Mark Boyle, Austin Croshere, Bob Leonard
Television: FSN Indiana
Quinn Buckner, Chris Denari, Eddie Gill, Jeremiah Johnson
Team Colors: Navy blue, gold, cool gray

LARGEST WINNING MARGIN

OKC: 57 5/1/21 at OKC 95-152
Indiana: 26 11/12/19 at Indiana 85-111

CURRENT STREAKS VS. PACERS

SITE	LAST WIN	SCORE	LAST LOSS	SCORE	STREAK
At Home	3/27/19	107-99	5/1/21	95-152	Lost 2
At Indiana	12/13/17	100-95	4/21/21	116-122	Lost 3
Overall	3/27/19	107-99	2/1/21	106-136	Lost 4

ALL-TIME OKLAHOMA CITY VS. INDIANA

Season	Home	Away	Neutral	Total
2008-09	0-1	0-1	NA	0-2
2009-10	1-0	0-1	NA	1-1
2010-11	1-0	1-0	NA	2-0
2011-12	0-0	0-1	NA	0-1
2012-13	1-0	1-0	NA	2-0
2013-14	1-0	0-1	NA	1-1
2014-15	1-0	0-1	NA	1-1
2015-16	0-1	1-0	NA	1-1
2016-17	0-1	0-1	NA	0-2
2017-18	1-0	1-0	NA	2-0
2018-19	1-0	0-1	NA	1-1
2019-20	0-1	0-1	NA	0-2
2020-21	0-1	0-1	NA	0-2
Overall	7-5	4-9	---	11-14



LOS ANGELES CLIPPERS

HONEY TRAINING CENTER: HOME OF THE LA CLIPPERS
6951 S. Centinela Ave.
Playa Vista, CA 90094 • (310) 862-6000

Tyrone Lue
Head Coach



DIRECTORY

Owner: Steve Ballmer
President of Basketball Operations: Lawrence Frank
General Manager: Michael Winger
Head Coach: Tyrone Lue
Associate Head Coach: Daniel Craig
Assistant Coaches: Jeremy Castleberry, Larry Drew, Shaun Fein, Jay Larranaga, Brendan O'Connor, Brian Shaw
Director of Medical Services/Head Athletic Trainer:
Jasen Powell
Chief Communications Officer: Chris Wallace
Director of Communications: Dennis Rogers
Basketball Communications Manager: Curtis Jackson
Basketball Communications Assistant: Cooper Dzierzanowski

2021-22 VS. CLIPPERS (ALL TIMES CENTRAL)

11/1/21 Monday at Los Angeles 9:30 p.m.
12/18/21 Saturday at Oklahoma City 7:00 p.m.
4/10/22 Sunday at Los Angeles TBD

2020-21 VS. CLIPPERS

Date	Site	W/L	Score
1/22/21	at LAC	L	106-120
1/24/21	at LAC	L	100-108
5/16/21	at OKC	W	117-112

THUNDER VS. CLIPPERS ALL-TIME

YEAR	TOTAL
2008-09	1-3
2009-10	2-1
2010-11	2-2
2011-12	1-3
2012-13	3-0
2013-14	2-2
2014-15	1-2
2015-16	3-1
2016-17	2-2
2017-18	3-0
2018-19	2-2
2019-20	1-3
2020-21	1-2
Totals	24-23

GENERAL INFORMATION

Home Court: STAPLES Center (19,068)
Radio: AM 570
Noah Eagle
Spanish Radio: ESPN Deportes (1330 AM)
Armando Garcia
Television: SoCal.
Brian Sieman
Team Colors: Red, Blue, Silver, Black

LARGEST WINNING MARGIN

OKC: 41 4/15/09 at LAC 126-85
LA Clippers: 22 1/16/17 at LAC 98-120

CURRENT STREAKS VS. CLIPPERS

SITE	LAST WIN	SCORE	LAST LOSS	SCORE	STREAK
At Home	5/16/21	117-112	3/3/20	94-109	Won 1
At LA	1/4/18	127-117	1/24/21	100-108	Lost 6
Overall	3/21/21	114-112	2/1/21	106-136	Won 1

ALL-TIME OKLAHOMA CITY VS. L.A. CLIPPERS

Season	Home	Away	Neutral	Total
2008-09	0-2	1-1	NA	1-3
2009-10	0-1	2-0	NA	2-1
2010-11	2-0	0-2	NA	2-2
2011-12	1-1	0-2	NA	1-3
2012-13	1-0	2-0	NA	3-0
2013-14	1-1	1-1	NA	2-2
2014-15	1-1	0-1	NA	1-2
2015-16	2-0	1-1	NA	3-1
2016-17	1-1	1-1	NA	2-2
2017-18	2-0	1-0	NA	3-0
2018-19	2-0	0-2	NA	2-2
2019-20	1-1	0-2	NA	1-3
2020-21	1-0	0-2	NA	1-2
Overall	15-8	9-15	---	24-23



LOS ANGELES LAKERS

555 N. Nash St.
El Segundo, CA 90245 • 310-426-6000

Frank Vogel
Head Coach



DIRECTORY

Governor: Jeanie Buss

President, Business Operations: Tim Harris

VP, Basketball Operations & General Manager: Rob Pelinka

Head Coach: Frank Vogel

Assistant Coaches: David Fizdale, Phil Handy, Mike

Penberthy, Miles Simon, Quinton Crawford, John Lucas III

Head Athletic Trainer: Roger Sancho

Associate Director, Media Relations: Ta'Nisha Cooper

Coordinator, Media Relations: Noah Camarena

Assistant, Media Relations: Matt Fleer

2021-22 VS. LAKERS (ALL TIMES CENTRAL)

10/27/21	Wednesday	at Oklahoma City	7:00 p.m.
11/4/21	Thursday	at Los Angeles	9:30 p.m.
12/10/21	Friday	at Oklahoma City	7:00 p.m.
4/8/22	Friday	at Los Angeles	9:30 p.m.

2020-21 VS. LAKERS

Date	Site	W/L	Score
1/13/21	at OKC	L	99-128
2/8/21	at LAL	L	112-119
2/10/21	at LAL	L	113-114

THUNDER VS. LAKERS ALL-TIME

YEAR	TOTAL
2008-09	0-3
2009-10	1-3
2010-11	1-2
2011-12	2-1
2012-13	3-1
2013-14	3-1
2014-15	3-0
2015-16	4-0
2016-17	2-1
2017-18	2-2
2018-19	2-1
2019-20	1-3
2020-21	0-3
Totals	24-21

GENERAL INFORMATION

Home Court: STAPLES Center (18,997)

Radio: ESPNLA Radio (710 AM)

John Ireland, Mychal Thompson

Spanish Radio: ESPN Deportes (1330 AM)

Fernando Gonzalez, Jose "Pepe" Mantilla

Television: Spectrum SportsNet

Bill Macdonald, Stu Lantz, Mike Trudell

Team Colors: Purple, Gold

LARGEST WINNING MARGIN

OKC:	40	12/19/15	at OKC	118-78
LA Lakers:	29	1/13/21	at OKC	99-128

CURRENT STREAKS VS. LAKERS

SITE	LAST WIN	SCORE	LAST LOSS	SCORE	STREAK
At Home	4/2/19	119-103	1/13/21	99-128	Lost 3
At Los Angeles	8/5/20	105-86	1/24/21	100-108	Lost 2
Overall	8/5/20	105-86	2/10/21	112-114	Lost 3

ALL-TIME OKLAHOMA CITY VS. L.A. LAKERS

Season	Home	Away	Neutral	Total
2008-09	0-2	0-1	NA	0-3
2009-10	1-1	0-2	NA	1-3
2010-11	0-1	1-1	NA	1-2
2011-12	1-0	1-1	NA	2-1
2012-13	2-0	1-1	NA	3-1
2013-14	2-0	1-0	NA	3-1
2014-15	1-0	2-0	NA	3-0
2015-16	2-0	2-0	NA	4-0
2016-17	2-0	0-1	NA	2-1
2017-18	1-1	1-1	NA	2-2
2018-19	1-1	1-0	NA	2-1
2019-20	0-2	1-1	NA	1-3
2020-21	0-1	0-2	NA	0-3
Overall	13-9	11-12	---	24-21



MEMPHIS GRIZZLIES

FEDEXFORUM
191 Beale Street
Memphis, TN 38103 • 901-205-1234

Taylor Jenkins
Head Coach



DIRECTORY

Chairman and Controlling Owner: Robert J. Pera

President: Jason Wexler

General Manager: Zachary Kleiman

Head Coach: Taylor Jenkins

Assistant Coaches: Blake Ahearn, Brad Jones, Darko Rajaković, David McClure, James "Scoonie" Penn, Sonia Raman, Vitaly Potapenko

Head Athletic Trainer: David Crewe

VP of Communications and Publications: Laura Ehret

Director of Communications and Publications:

Jason Wallace

Manager of Communications and Publications:

Ross Wooden

Coordinator, Communications and Publications:

Corey Moore

2021-22 VS. GRIZZLIES (ALL TIMES CENTRAL)

12/2/21	Thursday	at Memphis	7:00 p.m.
12/20/21	Monday	at Memphis	7:00 p.m.
3/13/22	Sunday	at Oklahoma City	6:00 p.m.

2020-21 VS. GRIZZLIES

Date	Site	W/L	Score
2/17/21	at MEM	L	113-122
3/14/21	at OKC	W	128-122
3/24/21	at OKC	L	107-116

THUNDER VS. GRIZZLIES ALL-TIME

YEAR	TOTAL
2008-09	3-1
2009-10	2-1
2010-11	1-3
2011-12	3-1
2012-13	1-2
2013-14	3-1
2014-15	1-3
2015-16	2-1
2016-17	3-1
2017-18	4-0
2018-19	2-1
2019-20	1-2
2020-21	1-2
Totals	27-19

GENERAL INFORMATION

Home Court: FedExForum (17,794)

Radio: ESPN (92.9 FM/680 AM)

Eric Hasseltine, Elliot Perry, Michael Wallace

Television: FOX Sports Southeast

Pete Pranica, Brevin Knight, Rob Fischer, Chris Vernon

Team Colors: Beale Street Blue, Midnight Navy, Grizzlies

Gold, Steel Gray

LARGEST WINNING MARGIN

OKC:	37	12/8/15	at Memphis	125-88
Memphis:	34	12/29/16	at Memphis	80-114

CURRENT STREAKS VS. GRIZZLIES

SITE	LAST WIN	SCORE	LAST LOSS	SCORE	STREAK
At Home	3/14/21	128-122	3/24/21	107-116	Lost 1
At Memphis	2/14/18	121-114	2/17/21	113-122	Lost 3
Overall	3/14/21	128-122	3/24/21	107-116	Lost 1

ALL-TIME OKLAHOMA CITY VS. MEMPHIS

Season	Home	Away	Neutral	Total
2008-09	1-1	2-0	NA	3-1
2009-10	1-0	1-1	NA	2-1
2010-11	1-1	0-2	NA	1-3
2011-12	1-1	2-0	NA	3-1
2012-13	1-1	0-1	NA	1-2
2013-14	2-0	1-1	NA	3-1
2014-15	1-1	0-2	NA	1-3
2015-16	1-0	1-1	NA	2-1
2016-17	2-0	1-1	NA	3-1
2017-18	2-0	2-0	NA	4-0
2018-19	2-0	0-1	NA	2-1
2019-20	1-1	0-1	NA	1-2
2020-21	1-1	0-1	NA	1-2
Overall	17-7	10-12	---	27-19



MIAMI HEAT

AMERICAN AIRLINES ARENA
601 Biscayne Blvd.
Miami, FL 33132 • 786-777-4328

Erik Spoelstra
Head Coach



DIRECTORY

Managing General Partner: Micky Arison

President: Pat Riley

Senior Vice President, Basketball Operations/General

Manager: Andy Elisburg

Head Coach: Erik Spoelstra

Assistant Coaches: Chris Quinn, Malik Allen, Caron Butler,
Octavio de la Grana, Anthony Carter, Eric Glass

Head Athletic Trainer/VP, Sport Performance: Jay Sabol

Vice President, Sports Media Relations: Tim Donovan

Senior Director of Sports Media Relations: Rob Wilson

Director of Sports Media Relations: Michael Lissack

Sports Media Relations Senior Manager: Nick Maiorana

Sports Media Relations/Basketball Operations Assistant:

Maddox Burnett

2021-22 VS. HEAT (ALL TIMES CENTRAL)

11/15/21	Monday	at Oklahoma City	7:00 p.m.
3/18/22	Friday	at Miami	7:00 p.m.

2020-21 VS. HEAT

Date	Site	W/L	Score
1/4/21	at Miami	L	90-118
2/22/21	at OKC	L	94-108

THUNDER VS. HEAT ALL-TIME

YEAR	TOTAL
2008-09	0-2
2009-10	2-0
2010-11	1-1
2011-12	1-1
2012-13	0-2
2013-14	1-1
2014-15	2-0
2015-16	1-1
2016-17	2-0
2017-18	2-0
2018-19	1-1
2019-20	1-1
2020-21	0-2
Totals	14-12

GENERAL INFORMATION

Home Court: FTX Arena (19,600)

Radio: 790 The Ticket (AM 790/FM 104.3 HD-2)

Mike Inglis, Ruth Riley Hunter, Ron Rothstein

Spanish Radio: WAQI (710 AM)

José Pañeda, Joe Pujala

Television: Bally Sports Sun

Eric Reid, John Crotty, Jason Jackson, Will Manso, Kristen Hewitt

Team Colors: Red, Yellow, Black, White

LARGEST WINNING MARGIN

OKC:	25	1/17/16	at OKC	99-74
Miami:	28	1/4/21	at Miami	90-118

CURRENT STREAKS VS. HEAT

SITE	LAST WIN	SCORE	LAST LOSS	SCORE	STREAK
At Home	8/12/20	116-115	2/22/21	94-108	Lost 1
At Miami	2/1/19	118-102	1/4/21	90-118	Lost 1
Overall	8/12/20	116-115	2/22/21	94-108	Lost 2

ALL-TIME OKLAHOMA CITY VS. MIAMI

Season	Home	Away	Neutral	Total
2008-09	0-1	0-1	NA	0-2
2009-10	1-0	1-0	NA	2-0
2010-11	0-1	1-0	NA	1-1
2011-12	1-0	0-1	NA	1-1
2012-13	0-1	0-1	NA	0-2
2013-14	0-1	1-0	NA	1-1
2014-15	1-0	1-0	NA	2-0
2015-16	1-0	0-1	NA	1-1
2016-17	1-0	1-0	NA	2-0
2017-18	1-0	1-0	NA	2-0
2018-19	0-1	1-0	NA	1-1
2019-20	1-1	0-0	NA	1-1
2020-21	0-1	0-1	NA	0-2
Overall	7-7	7-5	---	14-12



MILWAUKEE BUCKS

FISERV FORUM
600 First Avenue North
Minneapolis, MN 55403 • 612-673-1600

Mike Budenholzer
Head Coach



DIRECTORY

Owners: Wes Edens, Marc Lasry, Jamie Dinan, Mike Fascitelli

General Manager: Jon Horst

Head Coach: Mike Budenholzer

Assistant Coaches: Darvin Ham, Charles Lee, Ben Sullivan,
Patrick St. Andrews, Joshua Longstaff, Vin Baker

Head Athletic Trainer: Scott Faust

Senior Vice President of Communications: Barry Baum

Vice President of Public Relations: Dan Smyczek

Manager of Communications: Hilary Dickinson

Public Relations Assistant: Eric Kohlbeck

2021-22 vs. BUCKS (ALL TIMES CENTRAL)

11/19/21	Friday	at Milwaukee	7:00 p.m.
3/8/22	Tuesday	at Oklahoma City	7:00 p.m.

2020-21 VS. BUCKS

Date	Site	W/L	Score
2/14/21	at OKC	W	114-109
2/19/21	at MIL	L	85-98

THUNDER VS. BUCKS ALL-TIME

YEAR	TOTAL
2008-09	0-2
2009-10	1-1
2010-11	1-1
2011-12	1-0
2012-13	1-1
2013-14	2-0
2014-15	1-1
2015-16	2-0
2016-17	1-1
2017-18	1-1
2018-19	2-0
2019-20	0-2
2020-21	1-1
Totals	14-11

GENERAL INFORMATION

Home Court: Fiserv Forum (17,500)

Radio: WTMJ 620 AM, 103.3 FM

Ted Davis and Dennis Krause

Television: FOX Sports Wisconsin

Jim Paschke, Marques Johnson, Steve Novak and Zora Stephenson

Team Colors: Good Land Green, Cream City Cream, Great Lakes Blue

LARGEST WINNING MARGIN

OKC:	31	4/4/17	at OKC	110-79
Milwaukee	47	2/28/20	at Milwaukee	86-133

CURRENT STREAKS VS. BUCKS

SITE	LAST WIN	SCORE	LAST LOSS	SCORE	STREAK
At Home	2/14/21	114-109	11/10/20	119-121	Won 1
At Milwaukee	4/10/19	127-116	2/19/21	85-98	Lost 2
Overall	2/14/21	114-109	2/19/21	85-98	Lost 1

ALL-TIME OKLAHOMA CITY VS. MILWAUKEE

Season	Home	Away	Neutral	Total
2008-09	0-1	0-1	NA	0-2
2009-10	1-0	0-1	NA	1-1
2010-11	0-1	1-0	NA	1-1
2011-12	0-0	1-0	NA	1-0
2012-13	0-1	1-0	NA	1-1
2013-14	1-0	1-0	NA	2-0
2014-15	1-0	0-1	NA	1-1
2015-16	1-0	1-0	NA	2-0
2016-17	1-0	0-1	NA	1-1
2017-18	0-1	1-0	NA	1-1
2018-19	1-0	1-0	NA	2-0
2019-20	0-1	0-1	NA	0-2
2020-21	1-0	0-1	NA	1-1
Overall	7-5	7-6	---	14-11



MINNESOTA TIMBERWOLVES

TARGET CENTER
601 1st Avenue North
Minneapolis, MN 55403 • 612-673-1600

Chris Finch
Head Coach



DIRECTORY

Owner: Glen Taylor
Executive Vice President of Basketball Operations: Sachin Gupta
Head Coach: Chris Finch
Assistant Coaches: Micah Nori, Pablo Prigioni, Elston Turner, Kevin Hanson, Kevin Burleson
Assistant Coach/Director of Player Development: Joe Boylan
Vice President, Player Health/Head Athletic Trainer: Gregg Farnam
Basketball Communications Manager: Aaron Freeman
Basketball Communications Manager: Sara Perez
Basketball Communications Coordinator: Corrie Hemry

2021-22 VS. TIMBERWOLVES (ALL TIMES CENTRAL)				
1/5/22	Wednesday	at Minnesota		7:00 p.m.
1/7/22	Friday	at Oklahoma City		7:00 p.m.
3/4/22	Friday	at Oklahoma City		7:00 p.m.
3/9/22	Wednesday	at Minnesota		7:00 p.m.

2020-21 VS. TIMBERWOLVES				
Date	Site	W/L	Score	
2/5/21	at Oklahoma City	L	103-106	
2/6/21	at Oklahoma City	W	120-118	
3/22/21	at Minnesota	W	112-103	

THUNDER VS. TIMBERWOLVES ALL-TIME

YEAR	TOTAL
2008-09	2-2
2009-10	4-0
2010-11	4-0
2011-12	3-0
2012-13	2-2
2013-14	3-1
2014-15	4-0
2015-16	3-1
2016-17	3-1
2017-18	1-3
2018-19	1-3
2019-20	3-0
2020-21	2-1
Totals	35-14

GENERAL INFORMATION

Home Court: Target Center (19,356)
Radio: WCCO-AM 830
Alan Horton
Television: Bally Sports North (Cable)
Dave Benz, Jim Petersen, Katie Storm
Team Colors: Midnight blue, aurora green, lake blue, moonlight grey and frost white

LARGEST WINNING MARGIN

OKC:	25	4/15/15	at Minnesota	138-113
Minnesota:	42	1/7/09	at Minnesota	87-129

CURRENT STREAKS VS. TIMBERWOLVES

SITE	LAST WIN	SCORE	LAST LOSS	SCORE	STREAK
At Home	2/6/21	120-118	2/5/21	103-106	Won 1
At Minnesota	3/22/21	112-103	3/5/19	120-131	Won 4
Overall	3/22/21	112-103	2/5/21	103-106	Won 2

ALL-TIME OKLAHOMA CITY VS. MINNESOTA

Season	Home	Away	Neutral	Total
2008-09	1-1	1-1	NA	2-2
2009-10	2-0	2-0	NA	4-0
2010-11	2-0	2-0	NA	4-0
2011-12	1-0	2-0	NA	3-0
2012-13	2-0	0-2	NA	2-2
2013-14	2-0	1-1	NA	3-1
2014-15	2-0	2-0	NA	4-0
2015-16	1-1	2-0	NA	3-1
2016-17	2-0	1-1	NA	3-1
2017-18	1-1	0-2	NA	1-3
2018-19	0-2	1-1	NA	1-3
2019-20	1-0	2-0	NA	3-0
2020-21	1-1	1-0	NA	2-1
Overall	18-6	17-8	---	35-14



NEW ORLEANS PELICANS

5800 Airline Drive
New Orleans, LA 70003 • 504-593-4700

Willie Green
Head Coach



DIRECTORY

Governor: Gayle Benson
Executive VP of Basketball Operations: David Griffin
General Manager: Trajan Langdon
Head Coach: Willie Green
Assistant Coaches: Jarron Collins, Casey Hill, Fred Vinson, Teresa Weatherspoon
VP of Player Care & Performance: Aaron Nelson
Sr. VP of Communications/Broadcasting: Greg Bensel
Director of Basketball Communications: Matt Ryan
Basketball Communications & Broadcast Manager: Chris Trahan
Basketball Communications Coordinator: Henry Valier

2021-22 VS. PELICANS (ALL TIMES CENTRAL)				
11/10/21	Wednesday	at New Orleans		7:00 p.m.
12/15/21	Wednesday	at Oklahoma City		7:00 p.m.
12/26/21	Sunday	at Oklahoma City		6:00 p.m.

2020-21 VS. PELICANS				
Date	Site	W/L	Score	
12/31/20	at OKC	L	80-113	
1/6/21	at NOP	W	111-110	
4/29/21	at OKC	L	95-109	

THUNDER VS. PELICANS ALL-TIME

YEAR	TOTAL
2008-09	0-4
2009-10	2-1
2010-11	3-1
2011-12	3-0
2012-13	4-0
2013-14	2-1
2014-15	1-3
2015-16	2-1
2016-17	4-0
2017-18	1-2
2018-19	2-2
2019-20	4-0
2020-21	1-2
Totals	29-17

GENERAL INFORMATION

Home Court: Smoothie King Center (16,867)
Radio: ESPN New Orleans (100.3 FM)
Todd Graffagnini, John DeShazier, Daniel Sallerson, Erin Summers
Television: Bally Sports New Orleans
Joel Myers, Antonio Daniels, Jen Hale
Team Colors: Blue, Gold, Red

LARGEST WINNING MARGIN

OKC:	45	2/27/13	at OKC	119-74
New Orleans:	25	11/21/08	at OKC	80-105

CURRENT STREAKS VS. PELICANS

SITE	LAST WIN	SCORE	LAST LOSS	SCORE	STREAK
At Home	11/29/19	109-104	4/29/21	95-109	Lost 2
At New Orleans	1/6/21	111-110	4/29/21	95-109	Won 3
Overall	1/6/21	111-110	4/29/21	95-109	Lost 1

ALL-TIME OKLAHOMA CITY VS. NEW ORLEANS

Season	Home	Away	Neutral	Total
2008-09	0-2	0-2	NA	0-4
2009-10	1-1	1-0	NA	2-1
2010-11	2-0	1-1	NA	3-1
2011-12	2-0	1-0	NA	3-0
2012-13	2-0	2-0	NA	4-0
2013-14	1-0	1-1	NA	2-1
2014-15	0-2	1-1	NA	1-3
2015-16	2-0	0-1	NA	2-1
2016-17	2-0	2-0	NA	4-0
2017-18	0-1	1-1	NA	1-2
2018-19	2-0	0-2	NA	2-2
2019-20	2-0	2-0	NA	4-0
2020-21	0-2	1-0	NA	1-2
Overall	16-8	13-9	---	29-17



NEW YORK KNICKS

MADISON SQUARE GARDEN
Two Pennsylvania Plaza
New York, NY 10121 • 212-465-6471

Tom Thibodeau
Head Coach



DIRECTORY

Executive Chairman and NBA Governor: James L. Dolan
President, New York Knicks: Leon Rose
General Manager: Scott Perry
Head Coach: Tom Thibodeau
Associate Head Coach: Johnnie Bryant
Assistant Coaches: Mike Woodson, Kenny Payne, Andy Greer, Larry Greer, Jud Buechler, Pat Sullivan, Keith Bogans
Head Athletic Trainer: Roger Hinds
Vice President, Public Relations: Dan Sabreen
Director, Media Relations: Gregg Schwartz
Manager, Public Relations: Derek Lapinski

GENERAL INFORMATION

Home Court: Madison Square Garden (19,812)
Radio: ESPN Radio (98.7 FM)
Ed Cohen, Brendan Brown
Television: MSG Network
Mike Breen, Walt Frazier
Team Colors: Orange, Blue, White

LARGEST WINNING MARGIN

OKC:	29	12/25/13	at New York	123-94
New York:	22	3/13/21	at OKC	97-119

CURRENT STREAKS VS. KNICKS

SITE	LAST WIN	SCORE	LAST LOSS	SCORE	STREAK
At Home	11/14/18	128-103	3/13/21	97-119	Lost 1
At New York	1/8/21	101-89	12/16/17	96-111	Won 3
Overall	1/8/21	101-89	3/13/21	97-119	Lost 1

ALL-TIME OKLAHOMA CITY VS. NEW YORK

Season	Home	Away	Neutral	Total
2008-09	1-0	0-1	NA	1-1
2009-10	1-0	1-0	NA	2-0
2010-11	1-0	0-1	NA	1-1
2011-12	1-0	0-0	NA	1-0
2012-13	0-1	1-0	NA	1-1
2013-14	1-0	1-0	NA	2-0
2014-15	1-0	0-1	NA	1-1
2015-16	0-1	1-0	NA	1-1
2016-17	1-0	1-0	NA	2-0
2017-18	1-0	0-1	NA	1-1
2018-19	1-0	1-0	NA	2-0
2019-20	0-0	1-0	NA	1-0
2020-21	0-1	1-0	NA	1-1
Overall	9-3	8-4	---	17-7

2021-22 VS. KNICKS (ALL TIMES CENTRAL)

12/31/21	Friday	at Oklahoma City	7:00 p.m.
2/14/22	Monday	at New York	6:30 p.m.

2020-21 VS. KNICKS

Date	Site	W/L	Score
1/8/21	at NYK	W	101-89
3/13/21	at OKC	L	97-119

THUNDER VS. KNICKS ALL-TIME

YEAR	TOTAL
2008-09	1-1
2009-10	2-0
2010-11	1-1
2011-12	1-0
2012-13	1-1
2013-14	2-0
2014-15	1-1
2015-16	1-1
2016-17	2-0
2017-18	1-1
2018-19	2-0
2019-20	1-0
2020-21	1-1
Totals	17-7



ORLANDO MAGIC

AMWAY CENTER
8701 Maitland Summit Blvd.
Orlando, FL 32810 • 407-916-2400

Jamahl Mosley
Head Coach



DIRECTORY

Chairman/Governor: Dan DeVos
President of Basketball Operations: Jeff Weltman
General Manager: John Hammond
Head Coach: Jamahl Mosley
Assistant Coaches: Nate Tibbetts, Jesse Mermuys, Dale Osbourne, Bret Brielmaier, Lionel Chalmers, Bruce Kreutzer, Dylan Murphy
Head Athletic Trainer: Ernest Eugene
Chief Communications Officer: Joel Glass
Senior Director of Communications: George Galante
Director of Public Relations: Trish Wingerson
Communications Specialist: Louis Axen

GENERAL INFORMATION

Home Court: Amway Center (18,846)
Radio: FM 96.9 The Game
Dennis Neumann, Richie Aduabo
Spanish Radio: Salsa 98.1 FM (WNUE-FM)
Joey Colon
Television: FOX Sports Florida
David Steele, Jeff Turner, Dante Marchitelli
Team Colors: Blue, Silver, and Black

2021-22 VS. MAGIC (ALL TIMES CENTRAL)

3/20/22	Sunday	at Orlando	5:00 p.m.
3/23/22	Wednesday	at Oklahoma City	7:00 p.m.

2020-21 VS. MAGIC

Date	Site	W/L	Score
12/29/20	at OKC	L	107-118
1/2/21	at Orlando	W	108-99

THUNDER VS. MAGIC ALL-TIME

YEAR	TOTAL
2008-09	0-2
2009-10	1-1
2010-11	1-1
2011-12	2-0
2012-13	2-0
2013-14	1-1
2014-15	2-0
2015-16	2-0
2016-17	1-1
2017-18	1-1
2018-19	2-0
2019-20	2-0
2020-21	1-1
Totals	18-8

LARGEST WINNING MARGIN

OKC:	28	11/8/09	at OKC	102-74
Orlando:	23	2/25/11	at ORL	88-111

CURRENT STREAKS VS. MAGIC

SITE	LAST WIN	SCORE	LAST LOSS	SCORE	STREAK
At Home	11/5/10	102-94	12/29/20	107-118	Lost 1
At Orlando	1/2/21	108-99	11/29/17	108-121	Won 1
Overall	1/2/21	108-99	12/29/20	107-118	Won 1

ALL-TIME OKLAHOMA CITY VS. ORLANDO

Season	Home	Away	Neutral	Total
2008-09	0-1	0-1	NA	0-2
2009-10	1-0	0-1	NA	1-1
2010-11	1-0	0-1	NA	1-1
2011-12	1-0	1-0	NA	2-0
2012-13	1-0	1-0	NA	2-0
2013-14	1-0	0-1	NA	1-1
2014-15	1-0	1-0	NA	2-0
2015-16	1-0	1-0	NA	2-0
2016-17	0-1	1-0	NA	1-1
2017-18	1-0	0-1	NA	1-1
2018-19	1-0	1-0	NA	2-0
2019-20	1-0	1-0	NA	2-0
2020-21	0-1	1-0	NA	1-1
Overall	10-3	8-5	---	18-8



PHILADELPHIA 76ERS

WELLS FARGO CENTER
3 Banner Way
Camden, NJ 08103 • 215-339-7676

Doc Rivers
Head Coach



DIRECTORY

Managing Partner: Josh Harris
Co-Managing Partner: David Blitzer
President, Basketball Operations: Daryl Morey
General Manager: Elton Brand
Head Coach: Doc Rivers
Assistant Coaches: Dave Joerger, Sam Cassell, Dan Burke, Brian Adams, Eric Hughes, Jamie Young
Head Athletic Trainer: Kevin Johnson
Sr. VP, Communications: Dave Sholler
Sr. Director, Public Relations: Patrick Rees
Manager, Media Relations: Robert King

2021-22 VS. 76ERS (ALL TIMES CENTRAL)

Date	Day	Location	Time
10/24/21	Sunday	at Oklahoma City	6:00 p.m.
2/11/22	Friday	at Philadelphia	6:00 p.m.

2020-21 VS. 76ERS

Date	Site	W/L	Score
4/10/21	at OKC	L	93-117
4/26/21	at PHI	L	90-121

THUNDER VS. 76ERS ALL-TIME

YEAR	TOTAL
2008-09	1-1
2009-10	2-0
2010-11	2-0
2011-12	1-0
2012-13	2-0
2013-14	2-0
2014-15	2-0
2015-16	2-0
2016-17	2-0
2017-18	2-0
2018-19	1-1
2019-20	1-1
2020-21	0-2
Totals	20-5

GENERAL INFORMATION

Home Court: Wells Fargo Center (20,007)
Radio: The Fanatic (95.7 FM)
Tom McGinnis
Television: NBC Sports Philadelphia
Alaa Abdelnaby
Team Colors: Red, White, Blue

LARGEST WINNING MARGIN

Team	Score	Date	Location	Score
OKC:	33	3/4/14	at OKC	125-92
Philadelphia:	31	4/26/21	at PHI	90-121

CURRENT STREAKS VS. 76ERS

SITE	LAST WIN	SCORE	LAST LOSS	SCORE	STREAK
At Home	1/15/19	127-119 (OT)	4/10/21	93-117	Lost 1
At Philadelphia	1/19/19	117-105	4/26/21	90-121	Lost 2
Overall	1/15/19	127-119 (OT)	4/26/21	90-121	Lost 3

ALL-TIME OKLAHOMA CITY VS. PHILADELPHIA

Season	Home	Away	Neutral	Total
2008-09	1-0	0-1	NA	1-1
2009-10	1-0	1-0	NA	2-0
2010-11	1-0	1-0	NA	2-0
2011-12	1-0	1-0	NA	2-0
2012-13	1-0	1-0	NA	2-0
2013-14	1-0	1-0	NA	2-0
2014-15	1-0	1-0	NA	2-0
2015-16	1-0	1-0	NA	2-0
2016-17	1-0	1-0	NA	2-0
2017-18	1-0	1-0	NA	2-0
2018-19	0-1	1-0	NA	1-1
2019-20	1-0	0-1	NA	1-1
2020-21	0-1	0-1	NA	0-2
Overall	10-2	10-3	---	20-5



PHOENIX SUNS

201 E. Jefferson Street
Phoenix, AZ 85004 • 602-379-7900

Monty Williams
Head Coach



DIRECTORY

Managing Partner: Robert Sarver
President: Jason Rowley
General Manager: James Jones
Head Coach: Monty Williams
Assistant Coaches: Willie Green, Kevin Young, Mark Bryant, Randy Ayers, Brian Randle
Director, Medical Services/Head Athletic Trainer: David Crewe
Vice President, Basketball Communications: Julie Fie
Director, Basketball Communications: Cole Mickelson
Assistant to VP of Basketball Communications: Palmer Black

2021-22 VS. SUNS (ALL TIMES CENTRAL)

Date	Day	Location	Time
12/23/21	Thursday	at Phoenix	8:00 p.m.
12/29/21	Wednesday	at Phoenix	8:00 p.m.
2/24/22	Thursday	at Oklahoma City	7:00 p.m.
4/3/22	Sunday	at Oklahoma City	6:00 p.m.

2020-21 VS. SUNS

Date	Site	W/L	Score
1/27/21	at Phoenix	W	102-97
4/2/21	at Phoenix	L	103-140
5/2/21	at OKC	L	120-123

THUNDER VS. SUNS ALL-TIME

YEAR	TOTAL
2008-09	0-4
2009-10	2-1
2010-11	3-1
2011-12	3-0
2012-13	4-0
2013-14	1-2
2014-15	3-1
2015-16	3-0
2016-17	2-2
2017-18	2-1
2018-19	4-0
2019-20	2-1
2020-21	1-2
Totals	30-15

GENERAL INFORMATION

Home Court: Talking Stick Resort Arena (18,055)
Radio: Arizona Sports 98.7 FM
Al McCoy, Jon Bloom, Tim Kempton
Spanish Radio: KSUN 1400 AM
Arturo Ochoa, Juan Urresti
Television: Bally Sports Arizona
Kevin Ray, Eddie Johnson, Ann Meyers Drysdale
Team Colors: Orange, Purple

LARGEST WINNING MARGIN

Team	Score	Date	Location	Score
OKC:	31	2/8/13	at OKC	127-96
Phoenix:	37	4/2/21	at PHX	103-140

CURRENT STREAKS VS. SUNS

SITE	LAST WIN	SCORE	LAST LOSS	SCORE	STREAK
At Home	12/20/19	126-108	5/2/21	120-123	Lost 1
At Phoenix	1/27/21	102-97	4/2/21	103-140	Lost 1
Overall	1/27/21	102-97	5/2/21	120-123	Lost 2

ALL-TIME OKLAHOMA CITY VS. PHOENIX

Season	Home	Away	Neutral	Total
2008-09	0-2	0-2	NA	0-4
2009-10	1-1	1-0	NA	2-1
2010-11	1-1	2-0	NA	3-1
2011-12	2-0	1-0	NA	3-0
2012-13	2-0	2-0	NA	4-0
2013-14	1-0	0-2	NA	1-2
2014-15	2-0	1-1	NA	3-1
2015-16	2-0	1-0	NA	3-0
2016-17	2-0	0-2	NA	2-2
2017-18	1-0	1-1	NA	2-1
2018-19	2-0	2-0	NA	4-0
2019-20	1-0	1-1	NA	2-1
2020-21	0-1	1-1	NA	1-2
Overall	17-5	13-10	---	30-15



PORTLAND TRAIL BLAZERS

One Center Court, Suite 200
Portland, OR 97227 • 503-234-9291

Chauncey Billups
Head Coach



DIRECTORY

Chair: Jody Allen
President of Basketball Operations: Neil Olshey
Head Coach: Chauncey Billups
Assistant Coaches: Scott Brooks, Roy Rogers, Steve Hetzel, Edniesha Curry, Matt Brase, Milt Palacio
Head Athletic Trainer: Geoff Clark
Vice President, Basketball Communications: Jim Taylor
Basketball Communications Manager: Jacob Gifford
Basketball Communications Coordinator: Heavyn Jackson

2021-22 VS. TRAIL BLAZERS (ALL TIMES CENTRAL)

1/31/22	Monday	at Oklahoma City	7:00 p.m.
2/4/22	Saturday	at Portland	9:00 p.m.
3/28/22	Monday	at Portland	9:00 p.m.
4/5/22	Tuesday	at Oklahoma City	7:00 p.m.

2020-21 VS. TRAIL BLAZERS

Date	Site	W/L	Score
1/25/21	at Portland	W	125-122
2/16/21	at OKC	L	104-115
4/3/21	at Portland	L	85-133

THUNDER VS. TRAIL BLAZERS ALL-TIME

YEAR	TOTAL
2008-09	1-3
2009-10	1-3
2010-11	3-1
2011-12	3-1
2012-13	4-0
2013-14	2-2
2014-15	1-3
2015-16	2-2
2016-17	1-3
2017-18	0-4
2018-19	4-0
2019-20	2-2
2020-21	1-2
Totals	25-26

GENERAL INFORMATION

Home Court: Moda Center (19,441)
Radio: Rip City Radio 620 AM
Travis Demers, Michael Holton
Television: NBC Sports Northwest
Jordan Kent, Lamar Hurd, Brooke Olzendam
Team Colors: Scarlet, Black, White

LARGEST WINNING MARGIN

OKC:	34	3/14/16	at OKC	128-94
Portland:	48	4/3/21	at POR	85-133

CURRENT STREAKS VS. TRAIL BLAZERS

SITE	LAST WIN	SCORE	LAST LOSS	SCORE	STREAK
At Home	1/18/20	119-106	2/16/21	104-115	Lost 1
At Portland	1/25/21	125-122	4/3/21	85-133	Lost 1
Overall	1/25/21	125-122	4/3/21	85-133	Lost 2

ALL-TIME OKLAHOMA CITY VS. PORTLAND

Season	Home	Away	Neutral	Total
2008-09	1-1	0-2	NA	1-3
2009-10	0-2	1-1	NA	1-3
2010-11	2-0	1-1	NA	3-1
2011-12	1-1	2-0	NA	3-1
2012-13	2-0	2-0	NA	4-0
2013-14	1-1	1-1	NA	2-2
2014-15	1-1	0-2	NA	1-3
2015-16	2-0	0-2	NA	2-2
2016-17	1-1	0-2	NA	1-3
2017-18	0-2	0-2	NA	0-4
2018-19	2-0	2-0	NA	4-0
2019-20	1-1	1-1	NA	2-2
2020-21	0-1	1-1	NA	1-2
Overall	14-11	11-15	---	25-26



SACRAMENTO KINGS

GOLDEN 1 CENTER
500 David J. Stern Walk
Sacramento, CA 95814 • 916-928-0000

Luke Walton
Head Coach



DIRECTORY

Chairman and Governor: Vivek Ranadive
General Manager: Monte McNair
Head Coach: Luke Walton
Associate Head Coach: Alvin Gentry
Assistant Coaches: Mike Longabardi, Doug Christie, Jonah Herscu
Assistant Coach/Director of Player Development: Rico Hines
Assistant Coaches/Player Development: Stacey Augmon, Lindsey Harding
Head Athletic Trainer: Joe Resendez
Director, Media Relations: Alexander Sigua
Director, Media Relations: Rahsaan Gethers

2021-22 VS. KINGS (ALL TIMES CENTRAL)

11/12/21	Friday	at Oklahoma City	7:00 p.m.
12/28/21	Tuesday	at Sacramento	9:00 p.m.
2/5/22	Saturday	at Sacramento	9:00 p.m.
2/28/22	Monday	at Oklahoma City	7:00 p.m.

2020-21 VS. KINGS

Date	Site	W/L	Score
5/4/21	at OKC	L	99-103
5/9/21	at SAC	L	98-126
5/11/21	at SAC	L	106-122

THUNDER VS. KINGS ALL-TIME

YEAR	TOTAL
2008-09	2-1
2009-10	3-1
2010-11	4-0
2011-12	3-1
2012-13	3-0
2013-14	4-0
2014-15	3-1
2015-16	2-2
2016-17	3-1
2017-18	3-1
2018-19	1-3
2019-20	2-1
2020-21	0-3
Totals	32-15

GENERAL INFORMATION

Home Court: Golden 1 Center (17,583)
Radio: KHTK 1140 (1140 AM)
Gary Gerould
Television: NBC Sports California:
Mark Jones, Kyle Draper, Kayte Hunter
Team Colors: Purple, Slate Grey, Black

LARGEST WINNING MARGIN

OKC:	30	2/15/11	at OKC	126-96
Sacramento	28	5/9/21	at SAC	98-126

CURRENT STREAKS VS. KINGS

SITE	LAST WIN	SCORE	LAST LOSS	SCORE	STREAK
At Home	2/27/20	112-108	5/4/21	99-103	Lost 1
At Sacramento	2/29/20	120-100	5/11/21	106-122	Lost 2
Overall	2/27/20	112-108	5/11/21	106-122	Lost 3

ALL-TIME OKLAHOMA CITY VS. SACRAMENTO

Season	Home	Away	Neutral	Total
2008-09	1-0	1-1	NA	2-1
2009-10	2-0	1-1	NA	3-1
2010-11	2-0	2-0	NA	4-0
2011-12	2-0	1-1	NA	3-1
2012-13	2-0	1-0	NA	3-0
2013-14	2-0	2-0	NA	4-0
2014-15	2-0	1-1	NA	3-1
2015-16	1-1	1-1	NA	2-2
2016-17	1-0	1-1	NA	2-1
2017-18	2-0	1-1	NA	3-1
2018-19	0-2	1-1	NA	1-3
2019-20	1-0	1-1	NA	2-1
2020-21	0-1	0-2	NA	0-3
Overall	18-4	14-11	---	32-15



SAN ANTONIO SPURS

AT&T CENTER
One AT&T Center
San Antonio, TX 78219 • 210-444-5500

Gregg Popovich
Head Coach



DIRECTORY

Chairman: Peter J. Holt

President & CEO: R.C. Buford

President of Basketball Operations/Head Coach:

Gregg Popovich

General Manager: Brian Wright

Assistant Coaches: Becky Hammon, Will Hardy, Chip

Engelland, Mitch Johnson

Head Athletic Trainer: Will Sevensen

VP of Communications: Tom James

Basketball Communications Manager: Kris Davis

Basketball Communications Manager: Jordan Howenstine

2021-22 VS. SPURS (ALL TIMES CENTRAL)

11/7/21	Sunday	at Oklahoma City	6:00 p.m.
1/19/22	Wednesday	at San Antonio	7:30 p.m.
2/16/22	Wednesday	at Oklahoma City	7:00 p.m.
3/16/22	Wednesday	at San Antonio	7:30 p.m.

2020-21 VS. SPURS

Date	Site	W/L	Score
1/12/21	at OKC	L	102-112
2/24/21	at OKC	W	102-99
3/4/21	at SAS	W	107-102

THUNDER VS. SPURS ALL-TIME

YEAR	TOTAL
2008-09	2-2
2009-10	1-3
2010-11	0-3
2011-12	1-2
2012-13	2-2
2013-14	4-0
2014-15	1-2
2015-16	2-2
2016-17	1-2
2017-18	2-2
2018-19	1-2
2019-20	1-2
2020-21	2-1
Totals	21-25

GENERAL INFORMATION

Home Court: AT&T Center (18,354)

Radio: WOAI (1200 AM)

Bill Schoening

Spanish Radio: KXTN (107.5 FM)

Paul Castro

Television: KENS, KMYS, FOX Sports Southwest

Bill Land, Sean Elliott, Dan Weiss and Matt Bonner

Team Colors: Silver, Black, White

LARGEST WINNING MARGIN

OKC:	28	2/23/20	at OKC	131-103
San Antonio:	39	3/25/15	at SAS	91-130

CURRENT STREAKS VS. SPURS

SITE	LAST WIN	SCORE	LAST LOSS	SCORE	STREAK
At Home	2/24/21	102-99	1/12/21	102-112	Won 1
At San Antonio	3/4/21	107-102	11/7/19	112-121	Won 2
Overall	3/4/21	107-102	11/12/21	102-112	Won 2

ALL-TIME OKLAHOMA CITY VS. SAN ANTONIO

Season	Home	Away	Neutral	Total
2008-09	1-1	1-1	NA	2-2
2009-10	0-2	1-1	NA	1-3
2010-11	0-1	0-2	NA	0-3
2011-12	1-1	0-1	NA	1-2
2012-13	2-0	0-2	NA	2-2
2013-14	2-0	2-0	NA	4-0
2014-15	0-1	1-1	NA	1-2
2015-16	2-0	0-2	NA	2-2
2016-17	1-1	0-1	NA	1-2
2017-18	2-0	0-2	NA	2-2
2018-19	1-0	0-2	NA	1-2
2019-20	1-1	1-1	NA	2-2
2020-21	0-1	2-0	NA	2-1
Overall	13-9	8-16	---	21-25



TORONTO RAPTORS

OVO ATHLETIC CENTRE
30 British Columbia Road
Toronto, Ontario, Canada M6K 3C3

Nick Nurse
Head Coach



DIRECTORY

Chairman of the Board & Chairman, NBA Board of

Governors: Lawrence M. Tanenbaum, O.C.

Vice-Chairman and President: Masai Ujiri

General Manager: Bobby Webster

Head Coach: Nick Nurse

Assistant Coaches: Adrian Griffin, Earl Watson, Trevor

Gleeson, Jim Sann, Nathaniel Mitchell, Jon Goodwillie, Eric

Khoury

Head Athletic Trainer: Scott McCullough

Director, Communications: Jennifer Quinn

Senior Manager, Basketball Communications: Roven Yau

Manager, Communications: Phil Summers

2021-22 VS. RAPTORS (ALL TIMES CENTRAL)

12/8/21	Wednesday	at Toronto	6:30 p.m.
2/9/22	Wednesday	at Oklahoma City	7:00 p.m.

2020-21 VS. RAPTORS

Date	Site	W/L	Score
3/31/21	at OKC	W	113-103
4/18/21	at TOR	L	106-112

THUNDER VS. RAPTORS ALL-TIME

YEAR	TOTAL
2008-09	1-1
2009-10	2-0
2010-11	0-2
2011-12	1-0
2012-13	2-0
2013-14	1-1
2014-15	1-1
2015-16	1-1
2016-17	1-1
2017-18	2-0
2018-19	1-1
2019-20	1-1
2020-21	1-1
Totals	15-10

GENERAL INFORMATION

Home Court: Scotiabank Arena (19,800)

Radio: TSN Radio 1050, Sportsnet 590 The FAN

Paul Jones, Eric Smith, Sherman Hamilton

Television: TSN, Sportsnet

Matt Devlin, Jack Armstrong, Alvin Williams

Team Colors: Red, Black, Silver

LARGEST WINNING MARGIN

OKC:	26	3/19/10	at TOR	115-89
Toronto:	16	3/27/09	at TOR	96-112

CURRENT STREAKS VS. RAPTORS

SITE	LAST WIN	SCORE	LAST LOSS	SCORE	STREAK
At Home	3/31/21	113-103	1/15/20	121-130	Won 1
At Toronto	12/29/19	98-97	4/18/21	106-112	Lost 1
Overall	3/31/21	113-103	4/18/21	106-112	Lost 1

ALL-TIME OKLAHOMA CITY VS. TORONTO

Season	Home	Away	Neutral	Total
2008-09	1-0	0-1	NA	1-1
2009-10	1-0	1-0	NA	2-0
2010-11	0-1	0-1	NA	0-2
2011-12	1-0	0-0	NA	1-0
2012-13	1-0	1-0	NA	2-0
2013-14	0-1	1-0	NA	1-1
2014-15	1-0	0-1	NA	1-1
2015-16	0-1	1-0	NA	1-1
2016-17	0-1	1-0	NA	1-1
2017-18	1-0	1-0	NA	2-0
2018-19	0-1	1-0	NA	1-1
2019-20	0-1	1-0	NA	1-1
2020-21	1-0	0-1	NA	1-1
Overall	7-6	8-4	---	15-10



UTAH JAZZ

ZIONS BANK BASKETBALL CAMPUS
1420 S. 500 W
Salt Lake City, UT 84115 • 801-325-2500

Quin Snyder
Head Coach



DIRECTORY

Owner: Ryan Smith
General Manager: Justin Zanik
Head Coach: Quin Snyder
Assistant Coaches: Alex Jensen, Dell Demps, Vince Legarza, Lamar Skeeter
Director of Medical Training/Head Athletic Trainer: Eric Waters
Chief Communications Officer: Frank Zang
Sr. VP, Basketball Communications: Derek Garduño
Director, Communications: Madeline Crandall
Manager, Communications: Danny Franks
Manager, Communications: Olivia Hill

GENERAL INFORMATION

Home Court: Vivint Smart Home Arena (18,306)
Radio: KZNS (1280 AM/95.7 FM "The Zone")
David Locke, Ron Boone
Television: AT&T SportsNet
Craig Bolerjack, Thurl Bailey, Holly Rowe
Team Colors: Navy, Dark Green, Dark Yellow

LARGEST WINNING MARGIN

OKC: 28 12/20/17 at OKC 107-79
Utah: 21 10/31/10 at OKC 99-120

CURRENT STREAKS VS. JAZZ

SITE	LAST WIN	SCORE	LAST LOSS	SCORE	STREAK
At Home	8/1/20	110-94	5/14/21	93-109	Lost 2
At Utah	12/9/19	104-90	4/13/21	96-106	Lost 1
Overall	8/1/20	110-94	5/14/21	93-109	Lost 3

ALL-TIME OKLAHOMA CITY VS. UTAH

Season	Home	Away	Neutral	Total
2008-09	1-1	0-2	NA	1-3
2009-10	2-0	1-1	NA	3-1
2010-11	1-1	2-0	NA	3-1
2011-12	1-0	1-1	NA	2-1
2012-13	2-0	1-1	NA	3-1
2013-14	2-0	1-1	NA	3-1
2014-15	2-0	0-2	NA	2-2
2015-16	2-0	2-0	NA	4-0
2016-17	2-0	1-1	NA	3-1
2017-18	2-0	1-1	NA	3-1
2018-19	2-0	2-0	NA	4-0
2019-20	1-0	1-1	NA	2-1
2020-21	0-2	0-1	NA	0-3
Overall	20-4	13-12	---	33-16

2021-22 VS. JAZZ (ALL TIMES CENTRAL)

Date	Day	Site	Score
10/20/21	Wednesday	at Utah	8:00 p.m.
11/24/21	Wednesday	at Oklahoma City	7:00 p.m.
3/6/22	Sunday	at Oklahoma City	6:00 p.m.
4/6/22	Wednesday	at Utah	8:00 p.m.

2020-21 VS. JAZZ

Date	Site	W/L	Score
12/28/20	at OKC	L	109-110
4/13/21	at Utah	L	96-106
5/14/21	at OKC	L	93-109

THUNDER VS. JAZZ ALL-TIME

YEAR	TOTAL
2008-09	1-3
2009-10	3-1
2010-11	3-1
2011-12	2-1
2012-13	3-1
2013-14	3-1
2014-15	2-2
2015-16	4-0
2016-17	3-1
2017-18	3-1
2018-19	4-0
2019-20	2-1
2020-21	0-3
Totals	33-16



WASHINGTON WIZARDS

CAPITAL ONE CENTER
601 F Street NW
Washington, DC 20004 • 202-661-5000

Wes Unseld Jr.
Head Coach



DIRECTORY

Chairman & CEO: Ted Leonsis
General Manager: Tommy Sheppard
Head Coach: Wes Unseld Jr.
Assistant Coaches: David Adkins, Dean Oliver, Alex McLean
Director of Player Health: Dr. Michael Ashton
Director of Physical Performance and Therapy: Dr. Michael Davis
Vice President, Communications: Scott Hall
Director, Basketball Communications: Daren Jenkins
Manager, Communications: Matt Quinn
Coordinator, Communications: Kara Swirsky

2021-22 VS. WIZARDS (ALL TIMES CENTRAL)

Date	Day	Site	Score
11/26/21	Friday	at Oklahoma City	7:00 p.m.
1/11/22	Tuesday	at Washington	6:00 p.m.

2020-21 VS. WIZARDS

Date	Site	W/L	Score
4/19/21	at WAS	L	107-119
4/23/21	at OKC	L	109-129

THUNDER VS. WIZARDS ALL-TIME

YEAR	TOTAL
2008-09	1-1
2009-10	2-0
2010-11	2-0
2011-12	0-1
2012-13	1-1
2013-14	1-1
2014-15	2-0
2015-16	2-0
2016-17	1-1
2017-18	1-1
2018-19	1-1
2019-20	1-1
2020-21	0-2
Totals	15-10

GENERAL INFORMATION

Home Court: Capital One Center (20,362)
Radio: WFED (1500 AM)
Dave Johnson, Glenn Consor
Television: NBC Sports Washington
Justin Kutcher, Drew Gooden, Caron Butler, Chris Miller
Team Colors: Red, navy blue, silver, white

LARGEST WINNING MARGIN

OKC: 27 3/14/11 at WAS 116-89
Washington: 22 2/13/17 at WAS 98-120

CURRENT STREAKS VS. WIZARDS

SITE	LAST WIN	SCORE	LAST LOSS	SCORE	STREAK
At Home	8/9/20	121-103	4/23/21	109-129	Lost 1
At Washington	11/2/18	134-111	4/19/21	107-119	Lost 1
Overall	8/9/20	121-103	4/23/21	109-129	Lost 2

ALL-TIME OKLAHOMA CITY VS. WASHINGTON

Season	Home	Away	Neutral	Total
2008-09	1-0	0-1	NA	1-1
2009-10	1-0	1-0	NA	2-0
2010-11	1-0	1-0	NA	2-0
2011-12	0-0	0-1	NA	0-1
2012-13	1-0	0-1	NA	1-1
2013-14	1-0	0-1	NA	1-1
2014-15	1-0	1-0	NA	2-0
2015-16	1-0	1-0	NA	2-0
2016-17	1-0	0-1	NA	1-1
2017-18	1-0	0-1	NA	1-1
2018-19	0-1	1-0	NA	1-1
2019-20	1-1	0-0	NA	1-1
2020-21	0-1	0-1	NA	0-2
Overall	10-3	5-7	---	15-10

MEDIA INFORMATION

THUNDER BROADCASTERS



CHRIS FISHER

THUNDER TELEVISION PLAY-BY-PLAY ANNOUNCER

Chris Fisher joined the broadcasting team in the 2018-19 season as the television play-by-play announcer for the Oklahoma City Thunder on Bally Sports Oklahoma. A graduate of the University of Southern California, Fisher came to Oklahoma City from Los Angeles, where he served as the radio voice for USC basketball for eight years, as well as host for Trojan football broadcasts. Fisher's television work includes basketball play-by-play for FS1, FOX Sports West, the PAC 12 Network and Time Warner Cable. During his career, Fisher also worked in broadcasting for minor league baseball teams including the Eugene (Ore.) Emeralds, a minor league affiliate of the San Diego Padres, and the Potomac Nationals in Woodbridge, Virginia, an affiliate of the Washington Nationals.



MICHAEL CAGE

THUNDER TELEVISION ANALYST

Michael Cage joined the Thunder broadcasting team in 2014 as its television analyst for all Bally Sports Oklahoma broadcasts. Cage played 15 seasons from 1984-2000 as a power forward in the NBA with the Los Angeles Clippers, Seattle Supersonics, Cleveland Cavaliers, Philadelphia 76ers and New Jersey Nets. He led the NBA in rebounding in 1988, capturing the title by grabbing 30 rebounds in the final game of the regular season. A native of West Memphis, Arkansas, Cage was a first-round draft pick of the Clippers in 1984 following a successful career at San Diego State University. At SDSU he was named a second-team All-American in 1984 and twice was selected as Western Athletic Conference Player of the Year. The Aztecs retired his jersey (No. 44) in 1984. He was also a member of the gold-medal winning 1983 United States team in the Pan American Games, and he is a member of both the Arkansas Sports Hall of Fame and the San Diego State Hall of Fame. Following his playing career, Cage has worked as both a broadcaster and a high school and AAU basketball coach. His broadcasting experience includes serving as TV analyst for the Memphis Grizzlies, FOX Sports West, ESPN, Prime Ticket and Westwood One radio. Cage coached Mater Dei High School in Los Angeles to back-to-back state titles in 2013-14 and a national championship in 2014. He also served as a guest coach for the Cleveland Cavaliers at the 2013 NBA Summer League in Las Vegas. Cage has a long history of giving back to the community during and after his NBA playing career. The Michael Cage Foundation works with young athletes to mentor, teach and share life lessons.



NICK GALLO

BROADCAST REPORTER & DIGITAL EDITOR

Nick Gallo joined the Thunder in 2012 as the team's digital reporter. Since the 2014-15 season, he has provided courtside reports for Bally Sports Oklahoma game broadcasts. Gallo also frequently writes articles for the Thunder website, okcthunder.com, including practice reports, game previews, game recaps, features and community stories. He also serves as the daily video reporter and producer for okcthunder.com, in addition to helping create content that is featured on @okcthunder social media channels. He is the co-host of the Thunder Basketball Universe podcast, presented by COOP Ale Works. Gallo also serves as producer for OKC Thunder Films projects, including the Nick Collison documentary, "Mr. Thunder", the Paul George animated short "Growing Up George", the Steven Adams documentary, "The Kiwi Way" the 2020 film "The Everyday Saint" and 2021's "Pause the Game."

Prior to his arrival in Oklahoma City, Gallo worked as a reporter for the New York Jets website for two seasons. Before that, he reported for the Tennessee Titans website for two seasons while attending Vanderbilt University in Nashville, Tennessee. He also covered sports for the Vanderbilt Hustler before graduating in 2010 and wrote for the Chapel Hill News while growing up in his hometown of Durham, North Carolina.



THUNDER BROADCASTERS



PARIS LAWSON BROADCAST REPORTER & DIGITAL EDITOR

Paris Lawson came to the Thunder just prior to the 2019-20 season as Digital Content Reporter and later joined the Bally Sports Oklahoma broadcast team as sideline reporter. Lawson contributes written coverage of the organization for okcthunder.com including game previews, recaps, feature stories and the Thunder's impact in the community. She also covers the team and the organization as co-host of the Thunder Basketball Universe podcast, presented by COOP Ale Works.

Prior to her time with the Thunder, Lawson spent years covering collegiate and professional athletics in her hometown of Nashville, TN. She has worked as a sideline reporter and analyst for television and radio coverage of women's volleyball, men's and women's basketball and USL soccer. Lawson graduated from Belmont University in Nashville where she played Division 1 basketball and won four consecutive Ohio Valley Conference Tournament championships earning four automatic berths to the NCAA tournament during her time.



MATT PINTO THUNDER RADIO BROADCASTER

Oklahoma City Thunder radio broadcaster Matt Pinto is a veteran NBA play-by-play announcer who has been with the franchise since 2007. He calls all games on the Thunder Radio Network, including flagship station WWLS, the Sports Animal (98.1 FM in OKC). Previously, Pinto served as the radio voice of the NBA's Clippers for two seasons. From 1997-2005, Pinto was on the Dallas Mavericks' broadcast team, serving as the radio play-by-play voice from 1997-2001 and the television voice from 2001-05. While in Dallas, Pinto also worked as a talk show host for KESN radio and was the play-by-play announcer of the NCAA Division IAA regional game of the week for The

Football Network. In 1997, Pinto was named best play-by-play announcer for the state of Texas by the Associated Press. From 1990-97, Pinto was the radio play-by-play voice of the NBA's Charlotte Hornets, where he was recognized in 1992 as the Premier Sportscaster in North Carolina by the Charlotte Observer. Pinto was also the television play-by-play voice of UNC-Charlotte basketball games and was an occasional host of ESPN national sports talk shows, as well as serving as the play-by-play voice of Westwood One college basketball. Before joining the NBA ranks, Pinto worked in the sports broadcasting field in Honolulu, Boston, Los Angeles and Amarillo, Texas.



ELENO ORNELAS THUNDER SPANISH RADIO PLAY-BY-PLAY ANNOUNCER

Eleno Ornelas joined the Thunder in 2009 as the Spanish radio play-by-play announcer, calling all Thunder home games on WKY (930 AM). Ornelas also serves as the Texas Rangers coordinator of Spanish broadcasting and the play-by-play announcer for all Rangers Spanish radio broadcasts. He joined the Rangers Spanish radio broadcast team in 2000, contributing both play-by-play and analysis before becoming the full-time play-by-play announcer in 2003. He has done radio play-by-play for the Dallas Mavericks and covered the Dallas Cowboys. Ornelas, is a native of Juarez, Mexico and was a professional baseball announcer in that country before coming to Texas.

He has an extensive background as an administrator in the Mexican amateur baseball leagues in north Texas, serving as president of the Dallas League from 1993-98.



ROYCE YOUNG BASKETBALL COMMUNICATIONS CONTENT LEAD

After covering the team as part of the media since day one in Oklahoma City, Royce Young joined the Thunder in 2021 as Basketball Content Lead. Young contributes content to various platforms, including the team website, the Thunder Universe podcast and television broadcast, as well as augmenting media strategy and content planning.

Previously, Young worked as an NBA writer and reporter for ESPN for eight years, writing feature stories, breaking news, and contributing regularly to SportsCenter, ESPN Radio and other shows across the ESPN family of networks. Prior to joining ESPN, Young owned and operated the popular Thunder blog, "Daily Thunder," while also working as an NBA writer for CBSSports.com. He also worked as a contributor to the Sports Animal and freelanced for the New York Times and SLAM Magazine.

An Oklahoma native, Young graduated from the University of Oklahoma with a BA in journalism in 2008. He lives in Oklahoma City with his wife, Keri. They have three children, Harrison, Everett, and in loving memory, their daughter Eva.

BASKETBALL COMMUNICATIONS STAFF



JOHN READ SENIOR BASKETBALL COMMUNICATIONS LEAD

John Read enters his 14th season with the Oklahoma City Thunder where he currently serves as the team's Senior Basketball Communications Lead. He previously held the title of Manager of Basketball Communications for six years following a three-year stint as the Thunder's Basketball Communications Coordinator. In his current role with the team, Read serves as a liaison between the Thunder players, coaches, front office and the media.

The Mission Viejo, CA native is a 2006 graduate of Loyola Marymount University with a degree in Business Finance. Read joined the Thunder in March of 2009 after starting the 2008-09 NBA season with the Dallas Mavericks front office. His NBA experience dates back to 2004 when he began working as an intern with the Los Angeles Lakers Public Relations Department.



LAILA WANI BASKETBALL COMMUNICATIONS COORDINATOR

Laila Wani is set to begin her sixth season as Basketball Communications Coordinator. Prior to the Thunder, she worked for the Miami Marlins, where she helped execute communications strategies for the Marlins during the 2016 MLB season. In her current role, Wani assists as a liaison between players, coaches, front office and the media for the Thunder and leads the credentialing process for the team, while assisting in formation of communications tactics. Previously, she led the communications efforts for the team's G League affiliate, the Oklahoma

City Blue for five seasons.

Previous to her time in baseball, the Oklahoma native served as communications intern for the Rocky Mountain Athletic Conference and also spent time in the Athletic Communications department for the University of Oklahoma. Wani is a graduate of the University of Oklahoma, where she earned her bachelor's degree in Public Relations in 2014.



HEATHER WARD BASKETBALL COMMUNICATIONS COORDINATOR

Heather Ward starts her first season with the Thunder as Basketball Communications Coordinator where she will work with front office personnel, players, coaches and media members covering both the Thunder and the NBA G League's Oklahoma City Blue. Prior to joining the Thunder, Ward served as the Communications Coordinator for the United States Olympic and Paralympic Committee and spent three months in Tokyo covering the Olympic Games Tokyo 2020.

Previously, she spent the 2019-20 season as the Basketball Communications Assistant for the San Antonio Spurs. The Denver, CO native worked at the Pac-12 Conference for two years and joined the Golden State Warriors communications department during the 2017-18 and 2018-19 campaigns as a gameday assistant. She graduated as a student-athlete from the University of Colorado Boulder with a degree in Journalism and Sociology while playing DI soccer and served as a student assistant in the Athletic Communications department.

2021-22 OKLAHOMA CITY THUNDER RADIO NETWORK

Flagship:.....WWLS-The Sports Animal (98.1 FM), Oklahoma City	KADS.....(1240 AM) Sports Animal Elk City
KWPN.....(640 AM) ESPN Radio Oklahoma City	KCRC.....(1390 AM) Enid
WKY ... (930 AM) The Sports Animal Oklahoma City (Spanish-language broadcast)	KKRX.....(1380 AM) The Ticket, Lawton
KJCM.....(100.3 FM) Sports Animal Altus/Hobart	KMCO.....(101.3 FM) McAlester
KVSO.....(107.5 FM, 1240 AM) Sports Animal Ardmore	KYAL... (97.1 FM, 1550 AM) Sports Animal Tulsa/Sapulpa/Muskogee
KKBI.....(106.1 FM) Broken Bow/Idabel	KITO, KGND.....(96.1 FM, 1470 AM) Sports Animal Vinita
KPGM.....(1500 AM, 99.1 FM) Pawhuska/Bartlesville	KSIW.....(1450 AM) Sports Animal Woodward

The following information has been established to assist in your coverage of the Oklahoma City Thunder and to provide a professional working environment for all members of the media.



PAYCOM CENTER is located in downtown Oklahoma City at the corner of Reno Avenue and Robinson Avenue. Paycom Center sits in the heart of a downtown renaissance, just steps away from Prairie Surf Studios, as well as hotels, restaurants and entertainment venues in downtown Oklahoma City and Bricktown.

PARKING is available on a limited basis and can be requested by emailing a member of the Basketball Communications department. Please confirm your credential and parking spot by noon the day before the game. Media parking is located at the Prairie Surf Studios parking garage (enter off E.K. Gaylord) located just north of Paycom Center.

MEDIA SEATING is located in at the scorers table, section 103 and on the Upper Press level. Although you may be provided a season credential, please email John Read (jread@okcthunder.com) and Laila Wani (lwani@okcthunder.com) to confirm media seating. Media seats will be assigned by the Basketball Communications department and we ask that you please do not switch assigned seats without prior approval from the Basketball Communications department. Seating charts can be found near each seating area and online with all media materials.

MEDIA DINING is provided to working media and is available in the media dining space starting 2.5 hours prior to tip-off

PHOTOGRAPHERS can find photo charts with their assigned spots near each seating area and online with all media materials. PHOTOGRAPHERS ARE PROHIBITED TO SHOOT FROM ANY AREA BESIDES YOUR ASSIGNED SEAT WITHOUT PRIOR APPROVAL FROM THE PUBLIC RELATIONS DEPARTMENT.

INTERVIEW REQUESTS requiring special accommodations should be made in advance by contacting the Basketball Communications department. For player and coach interview requests, please contact Matt Tumbleson (mtumbleson@okcthunder.com).

GAME NOTES AND STATISTICS are available online at a link provided by the Basketball Communications department and will be updated there throughout the season. Statisticians for radio and television broadcasts can be arranged by contacting the Basketball Communications department.

PLAYER AND COACH MEDIA AVAILABILITIES Recordings of Thunder media availabilities this season can be found at okcthunder.com/mediaavailability.

MEDIA COVERING THE THUNDER



DEAN BLEVINS
KWTW-TV



BRIAN BRINKLEY
KFOR-TV



CLIFF BRUNT
ASSOCIATED PRESS



JENNI CARLSON
THE OKLAHOMAN



BRYAN KEATING
KOCO-TV



MICHAEL KINNEY
MICHAEL KINNEY MEDIA



STEVE McGEHEE
KWTW-TV



JOE MUSSATTO
THE OKLAHOMAN



JOHN NAPIER
DAILY THUNDER



MYRON PATTON
KOKH-TV



BRANDON RAHBAR
DAILY THUNDER



ANDREW SCHLECHT
DOWN TO DUNK/THE ATHLETIC



BERRY TRAMEL
THE OKLAHOMAN



BRADY TRANTHAM
107.7 THE FRANCHISE



THUNDER ION

POWERED BY  UHealth

The Oklahoma City Thunder began calling the Thunder ION home just prior to the start of the 2011-12 season.

The 53,000 square foot state-of-the-art practice facility features two full-sized basketball courts, a 27-seat team classroom and a hydrotherapy area which was designed to benefit the Thunder's medical and training staff in the prevention and rehabilitation of injuries.



Funding for the construction of the practice facility and renovations to the team's Chesapeake Energy Arena comes from a one-cent sales tax approved by Oklahoma City voters on March 4, 2008. The 15-month tax took

effect on January 1, 2009 and ran through March 31, 2010. As part of the lease agreement, the Thunder will make an annual rent payment to the City of Oklahoma City.

During the groundbreaking ceremony in August of 2009, Oklahoma City Mayor Mick Cornett commented, "Having the Thunder in Oklahoma City has

been a tremendous sense of pride for our community. When the citizens of Oklahoma City passed the Big League City initiative to renovate the city's downtown arena and build an NBA-leading practice facility, we all looked forward to this day."



