

2022  2023

MEDIA GUIDE





Dallas Mavericks

Table of Contents

THE ORGANIZATION	03	Phoenix Suns	116
Staff Directory	04	Portland Trail Blazers	118
Executives	06	Sacramento Kings	120
Assistant Coaches	08	San Antonio Spurs	122
Basketball Operations	11	Toronto Raptors	124
Medical Staff	14	Utah Jazz	126
American Airlines & Community	16	Washington Wizards	128
	26	G League Contacts	130
PLAYERS	27	HISTORY	131
2022-23 Roster	28	Team Rosters 1980-2022	132
Dāvis Bertāns	30	Rosters By Numbers	216
Reggie Bullock	33	Collegiate Breakdown	218
Spencer Dinwiddie	36	Yearly Statistics	219
Luka Dončić	42	Yearly Rosters	221
Tyler Dorsey	44	Mavericks of the Past	225
Dorian Finney-Smith	47	Draft Recaps	285
Josh Green	49	All-Time Transactions	291
Tim Hardaway Jr.	52	NBA Leaders	309
Jaden Hardy	53	Honor Roll	311
Maxi Kleber	55	History	312
JaVale McGee	58	Mavs Lists	325
Frank Ntilikina	60	RECORDS	335
Theo Pinson	62	Regular Season	336
Dwight Powell	65	Intro	344
Christian Wood	67	AAC	345
McKinley Wright	68	Intro	350
THE NBA	69	Two Team	351
NBA Offices/Dates	72	PLAYOFFS	352
OPPONENTS	72	All-Time Results	353
Atlanta Hawks	74	Playoffs	358
Boston Celtics	76	MEDIA	366
Brooklyn Nets	78	Media Information	367
Charlotte Hornets	80	Basketball Communications Staff	369
Chicago Bulls	82	Mavericks Broadcasters	371
Cleveland Cavaliers	84	2022-23 Schedule	373
Denver Nuggets	86	REVIEW	375
Detroit Pistons	88	2021-22 Season In Review	376
Golden State Warriors	90	2021-22 Final Statistics	379
Houston Rockets	92	Season Statistics	380
Indiana Pacers	94	Season Results	381
Los Angeles Clippers	96	Team Breakdown & Player Highs	382
Los Angeles Lakers	98	Game-By-Game Stats	383
Memphis Grizzlies	100	Superlatives	385
Miami Heat	102	Season Miscellaneous Stats	386
Milwaukee Bucks	104	Quarter Scoring Breakdown	387
Minnesota Timberwolves	106	Head-To-Head Wins	388
New Orleans Pelicans	108	Individual Records & Leaders	389
New York Knicks	110	Team Rankings	390
Oklahoma City Thunder	112	Opponent & Statistical Rankings	391
Orlando Magic	114		
Philadelphia 76ers			



DALLAS MAVERICKS

ORGANIZATION

STAFF DIRECTORY
EXECUTIVES
BASKETBALL STAFF
MEDICAL STAFF
AMERICAN AIRLINES CENTER
AMERICAN AIRLINES
COMMUNITY RELATIONS
NBA CARES
MAVS ACADEMY
INTERNET & STREET MARKETING
ARENA ENTERTAINMENT
MAVS MASCOTS



**WESTERN
CONFERENCE
FINALS**



MAVERICKS STAFF

OFFICES

**American Airlines Center
Mavericks Practice Facility
Administrative Offices
Mavericks PR
Website**

2500 Victory Avenue, Dallas, TX 75219
1530 Inspiration Drive, Dallas, TX 75207
1333 North Stemmons, Suite 105, Dallas, TX 75207, (214) 747-6287
214-655-4660
mavs.com

EXECUTIVE

Governor
Chief Executive Officer
Chief of Staff to CEO

Mark Cuban
Cynt Marshall
Candice Hicks-Coleman

LEGAL AND COMPLIANCE

General Counsel & Chief Ethics Officer
VP of Compliance

Sekou Lewis
Keshia Robinson

BASKETBALL OPERATIONS

GM/President of Basketball Ops
Asst. GM/VP of Player Personnel
VP & Chief of Staff, Basketball Ops
Sr. Dir. of Salary Cap & Strategy
Sr. Director of Player Personnel
Director of Player Personnel
Head Coach
Assistant Coach
Assistant Coach
Assistant Coach
Assistant Coach
Assistant Coach
Assistant Coach
Assistant Coach
Assistant Coach
Special Assistant to Head Coach
Director of Team Operations
Basketball Operations Coordinator
Director of Security
Team Security
Dir. of Player Health and Performance
Head Athletic Trainer
Assistant Athletic Trainer
Team Orthopedic Surgeon
Team Internist
Director of Sport Psychology
Mental Skills Coach
Athletic Performance Director
Asst. Strength and Conditioning Coach
Asst. Strength and Conditioning Coach
Asst. Strength and Conditioning Coach
Manual Therapist
Head Equipment Manager
Assistant Equipment Manager
Director of Scouting
Director of Pro Scouting
Scout
Scout
Scout
Scout
Scout
Scout
Scout
Scout
Scout
Advance Scout
Advance Scout
Director of Analytics
Analytics Associate
Coaching Analytics Manager
Data Engineer/Analyst
Full Stack Developer
Head Video Coordinator
Assistant Video Coordinator
Assistant Video Coordinator
Video Analytics Assistant
Special Assistant to Mark Cuban
Head Chef
Sous Chef
Prep Cook
Dietician
Sr. Administrative Assistant

Nico Harrison
Michael Finley
Khalia Collier
Andrew Baker
Matt Riccardi
Terry Sullivan
Jason Kidd
Sean Sweeney
Jared Dudley
Greg St. Jean
Kristi Tolliver
Quinton Crawford
Darrell Armstrong
God Shammgod
Peter Patton
Marko Milić
Shannan Lum
Kristy Laue
Brian Grant
Brian Kinzig
Derek Earls
Casey Smith
Dionne Calhoun
Heather Mau
Dr. Daniel Worrel
Dr. Bryan Allison
Don Kalkstein
Rico Hall
Jeremy Holsopple
Elbert Denina
Jordan Forget
Brandon Joyner
Casey Spangler
Kory Johnson
JT Elkin
Jason White
Dave Pendergraft
Jim Kelly
Darren Tillis
Walker Russell
Tracy Webster
Greg Dreiling
Tony Delk
Brent Booker
Drew Perry
Evan Orzolek
James Brocato
Chris Newell
AJ Meyer
Burak Can Koç
Marc Oelkers
Jordan Sears
Max Hooper
Steve Zamarripa
Peter Crawford
Al Whitley
David Berkins
Latasha Davis
Raymond James
Charles Ashford
Kamran Khan

HUMAN RESOURCES

Chief People Officer
HR Business Partner
HR Business Partner
Human Resources Coordinator
HR Recruiting Coordinator
Director of Human Resources
Chief Diversity Officer
Diversity & Inclusion Manager
VP of Corporate Relations
Inclusion Ambassador
Inclusion Ambassador
Director of Payroll
Sr. Mgr Comp Analysis & Tax Reporting
Executive Assistant
Administrative Assistant

Tarsha LaCour
Anthony Randall
Jessica Sabedra
Jennifer Fletcher
Angela Nguyen
Lisa Byrd
Gail O'Bannon
McKenzie Watts
Rolando Blackman
Shawn Marion
Chris Arnold
Valerie Kline
Bobbi Jo Cheney
Nancy Solley
Vanessa Villegas

FINANCE

Chief Financial Officer
Chief Strategy Officer & SVP of Business Dev.
Controller
Director of Accounting
Senior Accountant
Senior Accountant
Senior Accountant
Senior Financial Analyst
Accounts Payable Manager
Accounts Payable Specialist

Matt Wojciechowski
Ronnie Fauss
Will Gough
Nina Moreno
Jana Fleming
Diandra Bullock
Annie Gallagher
Greg Trejo
Carol Dodd
April Davis

TECHNOLOGY

Chief Technology Officer
Director, End User & Systems Support
Network & Server Administrator
End User & Systems Support
End User & Systems Support, Jr.
Director of Analytics
Data Analyst
CRM Analyst

Matthew Collins
Eugene Taber
Brett Noland
Abraham Trinidad
Harry James
Chris Davidson
Isaiah Ramsey
Anna Koreblum

BASKETBALL COMMUNICATIONS

VP of Basketball Communications
Director of Basketball Communications
Basketball Comms. Manager
Basketball Comms. Coordinator

Scott Tomlin
Alan Rakowski
Kristen Deahl
Dave Maurer

CORPORATE COMMUNICATIONS AND EVENTS

SVP of Corp. Comms, Content & Events
Corporate Communications Manager
Events Director
Events Manager - Tickets & Game Day
Events Manager (Internal)
Communications and Events Manager
Influencer and Events Manager
Community Reporter
Digital Content Reporter
Digital Content Reporter
VP of Digital Content
Director of Production - Content
Executive Producer - Digital Content
Sr. Creative Producer
Senior Manager of Photography
Digital Content Manager
Digital Content Producer
Video Content Manager
Video Producer
Videographer
Sr. Production Manager
2D Graphic Designer
Senior Photographer
Senior Photographer
Off Court Photographer
Social Media Manager

Erin Finegold White
Collin "CK" Kim
Ashley Gambino
Gavin Mulloy
Isaac Arrington
Araceli Colmenero
Lindsay Oster
Tamara Metcalfe
Dwain Price
Eddie Sefko
Mike Marshall
Julian Ochoa
Nathan Davis
Andre Mack-Robinson
Monica Borja-Garcia
Bobby Karalla
Sorrya Pech
Jonathan Lim
Jason Chinnock
Levon Harris III
Katia Villalba
Steph Rivas
Brandon Colston
Vernon Bryant
Roberto Hernandez
Becca Genecov





Mark Cuban, Governor



Since Mark Cuban purchased the Dallas Mavericks on Jan. 4, 2000, the face of the organization has changed dramatically.

Under his leadership, the team's home games have become more than just an ordinary NBA event – they have become a total entertainment experience. That party atmosphere he helped instill, with the return of the “Reunion Rowdies,” has carried over into the creation of the “Mavericks ManiAACs” at American Airlines Center.

Cuban's whatever-it-takes attitude and commitment to winning has grabbed everyone's attention. From his first introduction to the team to the end of his first season as owner, the players responded with a 31-19 record, including a 9-1 mark in April.

The organization's upward trend has continued since. Dallas has advanced to the NBA Playoffs in 18 of the last 22 years while winning at least 50 games 13 times in that stretch.

In 2006-07, the Mavericks won a franchise-high 67 games and posted the NBA's seventh-best record in history. Dallas won 60 games in 2002-03 and 2005-06, advancing to the Western Conference Finals in both seasons. The Mavs also advanced to the Western Conference Finals in 2021-22 after

posting a 52-30 regular season record. The Mavericks made the franchise's first appearance in the NBA Finals in 2006 and again in 2011, winning the World Championship vs. the Miami Heat.

Cuban has been successful in bringing a sense of pride and passion to Mavericks fans – presenting himself as the ultimate role model, cheering from the same seats he has had for many seasons. He is the first owner in team sports to encourage fan interaction through e-mail. It was through this personal touch that fans throughout the Metroplex, and around the world, began to notice Cuban's energetic personality and take notice of the Mavericks. He has personally responded to hundreds of thousands of e-mails and several suggestions from fans have led to innovative changes.

Prior to his purchase of the Mavericks in January 2000, Cuban co-founded Broadcast.com, the leading provider of multimedia and streaming on the Internet. Broadcast.com was sold to Yahoo! Inc. in July of 1999. MicroSolutions, a leading national systems integrator, was co-founded by Cuban and partner Martin Woodall in 1983 and later sold to CompuServe.

In addition to his ownership of the Mavericks organization, Cuban has also been an investor in start-ups including Mahalo, JungleCents.com, motionlift.com, Filesanywhere.com, Naked Pizza and 140fire.com. Along with partner Todd Wagner, he also co-owns The Landmark Theater chain, Magnolia Pictures and Magnolia Home Video.

A graduate of Indiana University, Cuban hails from Pittsburgh, Pennsylvania, and resides in Dallas.

Cynt Marshall, Chief Executive Officer



Cynt Marshall has been a dynamic force for inclusion and diversity within the Mavericks organization and over a 36-year career at AT&T. When Cynt was hired as the CEO of the Mavs in March 2018, she set her sights on a culture transformation. Her vision was for the Mavericks organization to become the NBA standard for inclusion and diversity. Cynt brought transparency, trust and her values-based leadership style that evolved the company culture in her first 100 days.

Prior to her joining the Mavs, Cynt founded Marshalling Resources, a consulting firm specializing in Leadership, Diversity & Inclusion, Culture Transformation and overall optimization of people resources. Upon the company naming its first Chief Inclusion Officer in June 2017, Cynt worked with The Dow Chemical Company to develop and implement a strategy for institutionalizing an inclusive culture. Dow was named to DiversityInc's Top 50 list in 2018 and has since been identified on Fortune's Great Place to Work lists.

Cynt's notoriety began many years ago as a young Officer at AT&T and grew exponentially when she served as Senior Vice President – Human Resources & Chief Diversity Officer at AT&T. There she was responsible for identifying and developing leaders, aligning employees with the company's vision and priorities, overseeing major business unit HR support, performance development, employee engagement, skills transformation initiatives, EEO and Affirmative Action. Cynt also led the team that created a world class Diversity and Inclusion culture, landing AT&T in the top 3 on

Diversity Inc's 2017 Top 50 list of companies. She also spearheaded the work that for the first time placed AT&T on *Fortune's 100 Best Companies to Work For* list in 2017, one of only two Fortune 50 companies.

Before her SVP-Human Resources and Chief Diversity Office roles, Cynt served as President-AT&T North Carolina where she became the first African-American chair of the North Carolina State Chamber of Commerce. Prior to her North Carolina appointment, Cynt held a variety of executive line and staff, technical and non-technical positions at AT&T and its predecessor companies.

Widely recognized for her visionary leadership and ability to get things done Cynt is the recipient of several honors and awards. In 2021, Forbes named Cynt one of 15 of the world's most inspiring female leaders, Dallas WISE (Women In Sports and Events) honored her with the inaugural Women of Inspiration award, The Women's Forum of New York bestowed the Eily award, and Texas Women's University recognized Cynt with the Virginia Chandler Dyke Leadership award. Cynt received the 2020 Girl Scouts of America Lifetime Achievement award and was touted as one of *Adweek's* 30 Most Powerful Women in Sports. In 2019, Cynt was honored with the Women of Power Legacy Award by *Black Enterprise* and was the recipient of the National ATHENA® Leadership Program Award. This annual award is presented by chambers of commerce, women's organizations and universities worldwide. In 2017, Cynt was honored by *The Network Journal* as one of the 25 Most Influential Women in Business and was honored with the ATHENA® Leadership Program Award by the Dallas Regional Chamber, which recognizes exceptional women who excel in their careers, contribute to their communities and develop women leaders. In March 2020 and several times prior, Cynt was selected as one of the “50 Most Powerful Women in Corporate America” by *Black Enterprise* magazine and named to *Ebony* magazine's 2016 “Power 100” list. In 2014, industry analysts and members of the press conferred on Cynt the *HR Executive of the Year - Best in Biz Award*. For her efforts on behalf of the people of North Carolina, in 2013 Cynt received the prestigious *Leadership North Carolina Governor's Award*, which honors just one citizen each year for lifetime achievements.

Cynt graduated from the University of California-Berkeley with degrees in Business Administration and Human Resources Management and holds four honorary Doctorate degrees. She also earned a Diversity and Inclusion Certificate from Cornell University. Cynt has chaired a variety of non-profit boards and currently serves on the board of Dallas CASA (chair), Dallas Regional Chamber, Texas Women's Foundation, Texas 2036, T.D. Jakes Foundation, Pro Sports Assembly, Executive Leadership Council (ELC), and is a member of the International Women's Forum. She is also on the Board of Directors of BGSF Staffing, JELD-WEN, Chime Financial, Inc. and Blinkcns, Inc.

The fourth of six children, Cynt grew up in Richmond, California, and lives in the Dallas area. She and her husband, Kenneth Marshall, have four adult children.





Nico Harrison, General Manager



Nico Harrison was named general manager of the Dallas Mavericks on June 28, 2021. In his first season leading the Mavs, the team posted a 52-30 record and advanced to the 2022 Western Conference Finals.

Harrison joined the Mavericks after spending 19 years at Nike, where he most recently held the title of vice president of North America basketball operations. In his role, Harrison supervised Nike's basketball brand managers and worked closely with many of the brand's star players, including Hall of Famers Kobe Bryant and Michael Jordan.

Prior to joining Nike in 2002, Harrison played professional basketball in Belgium for over seven years.

Harrison spent his final three collegiate seasons at Montana State University after transferring from Army West Point. He was a three-time, first team All-Big Sky selection and eclipsed 1,000 points in his three years at MSU. As a senior in 1995-96, Harrison led the Bobcats to a berth in the NCAA Tournament.

The Spokane, Washington, native was also named an Academic All-American and a two-time winner of the Arthur Ashe Jr. Scholar-Athlete Award during his career at MSU. He was inducted into the Bobcat Athletics Hall of Fame in 2015.

Jason Kidd, Head Coach



Jason Kidd enters his second season as head coach of the Dallas Mavericks. In his first season as head coach, he led the Mavs to a 52-30 record and an appearance in the 2022 Western Conference Finals. Kidd was also named the Western Conference Coach of the Month for games played in March/April after closing out the season with a 16-5 record in those months.

Kidd, who was inducted to the Naismith Memorial Basketball Hall of Fame in 2018, was named the 10th head coach in Mavericks history on June 28, 2021. He is in his third stint in Dallas after spending eight of his 19 seasons as a player with the team and helping the Mavericks to the 2011 NBA title.

Kidd joined the Mavericks after most recently serving two seasons as an assistant coach with the Los Angeles Lakers, where he was part of the franchise's 2020 NBA championship season.

Kidd's coaching career began in 2013 when he helmed the Brooklyn Nets for one season. He is the third person since the NBA-ABA merger (1976) to become a head coach in the season after he retired as a player. As a rookie head coach, Kidd earned a pair of Eastern Conference Coach of the Month awards (January and March), leading the Nets to 44-38 record and an appearance in the Eastern Conference Semifinals.

On July 1, 2014, Kidd became the head coach of the Milwaukee Bucks in a transaction that sent two second round draft picks to Brooklyn (2015, 2019). He became the first coach in NBA history to lead two teams to the postseason in his first two seasons after helping the Bucks to a 41-41 record and improving on their 15-win season from a year earlier. Kidd finished third in NBA Coach of the Year voting following the 2014-15 season.

In three-plus seasons with Milwaukee, Kidd amassed a 139-152 record and appeared in the playoffs twice before parting ways with the franchise midway through the 2017-18 season.

Kidd was drafted second overall by the Mavericks in 1994 NBA Draft and spent two-and-a-half seasons in Dallas before being traded to Phoenix during the 1996-97 campaign. He shared Rookie of the Year honors with Grant Hill after averaging 11.7 points, 5.4 rebounds and 7.7 assists in his first season.

Kidd returned to Dallas from New Jersey in an eight-player trade in February 2008. Following the trade, Kidd teamed up with former Mavericks superstar Dirk Nowitzki and together they led the Mavericks to the 2011 NBA title, defeating Miami 4-2 to bring the Larry O'Brien Trophy to DFW.

He averaged 12.6 points, 6.3 rebounds, 8.7 assists and 1.9 steals in 1,391 games (1,350 starts) with Dallas, Phoenix, New Jersey and New York. In 500 games with Dallas (all starts), he averaged 10.5 points, 5.5 rebounds, 8.4 assists 1.9 steals and 34.6 minutes.

Kidd's 12,091 career assists and 2,684 career steals are the second-most in NBA history behind John Stockton. His 107 career triple-doubles represent the fourth-most in NBA history. Kidd was a 10-time NBA All-Star, five-time All-NBA First Team selection and four-time All-Defensive First Team pick.

Kidd played two seasons at the University of California. The Oakland, California, native led the Golden Bears to consecutive appearances in the NCAA Tournament and, as a sophomore, was an All-American and the Pac-10 Player of the Year. He also won two Olympic gold medals as a member of Team USA (2000, 2008).





Sean Sweeney, Assistant Coach



Sean Sweeney joined the Dallas Mavericks as an assistant coach in July 2021. Prior to coming to Dallas, Sweeney spent three seasons as an assistant coach with the Detroit Pistons and four seasons as an assistant coach with the Milwaukee Bucks.

Sweeney's NBA career began with Brooklyn Nets where he started as video coordinator before being named assistant coach in advance of the 2013-14 season. Sweeney previously worked with head coach Jason Kidd in both Milwaukee and Brooklyn.

Sweeney served as video coordinator for the University of Northern Iowa and was the director of basketball operations at the University of Evansville. He also held assistant coaching positions at the Anoka Ramsey Community College (Cambridge, MN) and the Academy of Art University in San Francisco.

The Saint Paul, Minnesota, native played one season at the University of Wisconsin-Green Bay before transferring home to the University of St. Thomas (Saint Paul) where he was a three-year starter and earned all-conference honors as a senior in 2005-06.

Jared Dudley, Assistant Coach



Jared Dudley enters his second season as an assistant coach with the Dallas Mavericks. He transitioned to an assistant coaching role with the Mavericks ahead of the 2021-22 season directly following a 14-season NBA career. He spent the last two seasons of his playing career with the L.A. Lakers, where he was a part of the team that won the 2020 NBA title.

Dudley played for Charlotte (2007-08), Phoenix (2008-13, 2016-18), the L.A. Clippers (2013-14), Milwaukee (2014-15), Washington (2015-16), Brooklyn (2018-19) and the Lakers (2019-21). He was selected 22nd overall by the Bobcats in the 2007 NBA Draft.

The San Diego native owns career averages of 7.3 points, 3.2 rebounds, 1.2 assists and 22.3 minutes in 904 games (286 starts). Dudley was a member of six playoff teams, playing in 44 postseason games (two starts) and averaging 4.2 points, 1.8 rebounds and 1.1 assists with the Suns, Clippers, Bucks, Nets and Lakers.

Dudley was a four-year starter at Boston College and averaged 15.9 points, 7.2 rebounds, 3.0 assists and 1.4 steals in 36.4 minutes over 130 games for the Eagles. As a senior, he was the ACC Player of the Year, Second Team All-America and All-ACC First Team. Dudley garnered Big East Most Improved Player and All-Big East First Team honors following his sophomore season after being selected to the Big East All-Freshman Team a

season earlier.

Dudley and his wife, Christina, have three children, Jaylin, Justus and Jolee.

Greg St. Jean, Assistant Coach



Greg St. Jean enters his second season with the Dallas Mavericks after joining the team as an assistant coach in July 2021. He has led the Mavs' summer league team the last two summers. Prior to joining the Mavericks, St. Jean most recently spent two seasons as a player development coach and advance scout with the Los Angeles Lakers, helping the organization win an NBA championship in 2019-20.

St. Jean was an assistant coach for St. John's University for four seasons, where he managed scouting and game planning responsibilities, oversaw the player development program and directed the team's video operations and statistical analysis. During his tenure St. John's, the Red Storm improved their win total in each of the four seasons.

Prior to his time with the Red Storm, St. Jean spent two years with the Sacramento Kings as the assistant player development coach and helped the Kings' 2014 summer league team to a 6-1 record and a championship. St. Jean also spent two summers as a basketball operations/video intern with the Brooklyn Nets.

The Bay Area native was a three-year team captain at Wesleyan University in Middletown, Connecticut. He is the son of Garry St. Jean, who was head coach of the Sacramento Kings from 1992 through 1997 and later the general manager of the Golden State Warriors from 1998 through 2004.





Kristi Toliver, Assistant Coach



Kristi Toliver enters her second season as an assistant coach with the Mavericks after joining the team in the 2021-22 season. She began her NBA coaching career with the Washington Wizards, where she spent two seasons (2018-20) while concurrently playing for the WNBA's Washington Mystics.

Toliver, an active WNBA player and 13-year veteran, holds career averages of 12.0 points, 2.2 rebounds, 3.5 assists and 27.4 minutes in 369 games (289 starts) with Washington, the Chicago Sky and the Los Angeles Sparks.

She is a two-time WNBA champion with L.A. (2016) and Washington (2019). Toliver has garnered several league honors and is a three-time WNBA All-Star (2013, 2018, 2019), 2012 Second Team All-WNBA and the 2012 WNBA Most Improved Player. She was drafted third overall by Chicago in the 2009 WNBA Draft.

Toliver, who hails from Harrisonburg, Virginia, has also played professionally in Europe during the WNBA offseason, including stints with Raanana Hertzeliya (Israel), MKB Euroleasing Sopron (Hungary), Samsun Canik Belediyesi (Turkey) and Dynamo Moscow and UMMC Ekaterinburg (Russia). She's been part of six Russian League championships with Dynamo (2013, 2014) and UMMC (2015-18).

A standout at Maryland, Toliver led the team to winning the 2006 NCAA championship. As a freshman, she hit the game-tying 3-pointer to force overtime against Duke as the Terrapins went on to win their first NCAA women's basketball title. Among her many accolades, she finished her career as the 2009 ACC Player of the Year. Toliver averaged 15.0 points, 2.9 rebounds, 5.4 assists and 1.1 steals in 139 games (128 starts).

Darrell Armstrong, Assistant Coach



Former Maverick Darrell Armstrong begins his 15th season as an assistant coach after joining Dallas midway through the 2008-09 campaign. For nine summers, Armstrong was the top assistant coach of the Mavericks summer league teams that played in Orlando and Las Vegas.

Armstrong brings 15 years of NBA experience as a player to the bench as he assists with player development.

After going undrafted out of Fayetteville State, Armstrong played in the Global Basketball Association and the United States Basketball League as well as in Cyprus and Spain. Armstrong was eventually signed as a free agent by the Orlando Magic, thus beginning a career that saw him play 14 seasons in the NBA with Orlando, New Orleans, Dallas, Indiana and New Jersey. He played in 840 NBA games and holds career averages of 9.2 points, 4.0 assists and 1.3 steals in 23.7 minutes per game. During his career, Armstrong earned both the NBA's Sixth Man Award and Most Improved Player Award in 1999. He participated in the Slam Dunk Competition at the 1996 NBA All-Star Weekend and was a career 87.1 percent shooter from the foul line. Armstrong was inducted into the Orlando Magic Hall of Fame in February 2020.

Armstrong was traded from New Orleans to Dallas on Dec. 3, 2004, in exchange for Dan Dickau. He played 114 games for the Mavericks until he was traded to Indiana on June 24, 2006. A native of Gastonia, North Carolina, Armstrong has two daughters, Arkia and Mayliah, and one son, Darrell, Jr.

Quinton Crawford, Assistant Coach



Quinton Crawford begins his first season as an assistant coach for the Mavericks after spending the previous three seasons as an assistant coach for the L.A. Lakers, including being a member of the 2020 NBA Championship staff. Crawford led the Lakers summer league teams as the head coach at the California Classic and MGM Resorts Las Vegas Summer League in 2021.

Prior to the Lakers, he served as head video coordinator and player development coach for the Charlotte Hornets. He worked as the head video coordinator of the Orlando Magic for two seasons from 2016-2018. Crawford began his NBA career as an assistant video coordinator with the Sacramento Kings.

A native of Old Bridge, NJ, Crawford played two seasons at Arizona (2011-13), following a playing career at Middlesex County College. He earned his master's degree from Pepperdine University.





Marko Milić, Assistant Coach



Marko Milić enters his first season as an assistant coach with the Mavericks. He joins the team after spending time with the Basketball Federation of Slovenia, including seven years on the coaching staff, a move that followed a decorated professional playing career.

Milić was the first Slovenian player to be drafted into the NBA when the Philadelphia 76ers selected him in the second round (34th overall) of the 1997 NBA Draft. He was traded to Phoenix in November 1997 and spent two years with the Suns, playing in 44 regular-season games and two playoff games before transitioning back overseas. His professional playing career spanned 21 seasons from 1994 to 2015, and he played in seven different countries (Slovenia, Turkey, Spain, Italy, France, Iran and Kuwait). Among his many accolades, Milić won domestic and European cups with clubs such as Real Madrid (Spain), Fenerbahce (Turkey) and Fortitudo Bologna (Italy). His No. 12 was retired by Union Olimpija in 2015, only the second number to be retired by the team.

Upon the conclusion of his playing career, Milić earned a FIBA Level 1 coaching license and proceeded to be a key member of the Basketball Federation of Slovenia. He is currently head of the National Senior Team which won the European Championship in 2017 and reached the semifinals of the Tokyo 2020 Olympic Games. Milić is also part of the NBA European Ambassador program, regularly coaching at youth camps across the continent.

Milić and his wife, Vesna, who is also an accomplished basketball professional at the international level, have three daughters.

Peter Patton, Assistant Coach



Peter Patton is in his fifth season with the Mavericks. He started with the team as a shooting coach, but is now an assistant coach. He joined Dallas after spending the previous two seasons as a shooting coach for the Minnesota Timberwolves.

Patton has been teaching basketball for over 20 years. He learned the craft of shooting under San Antonio Spurs assistant coach Chip Engelland. Patton never missed a game in college and set the DePaul single-season 3-point percentage record as a junior (.541), a mark that still stands. He is also in the top 10 in DePaul history for both steals and career 3-pointers made.

Patton attributes his shooting prowess to Engelland, who mentored him during his career at DePaul as well as his professional career in the CBA, IBA and Europe. Patton began working as a coach for summer camps and clinics at 19, eventually moving on to a career in player development and serving as president of PureForm Basketball, a skills academy with a specialty in player development, since 2005.

Peter and his wife, Stacey, have three sons, Luke, Nick and CJ.

God Shammgod, Assistant Coach



God Shammgod starts his seventh season as a player development coach for the Dallas Mavericks. Prior to joining team, Shammgod was a player development coach at Providence College from 2012-15, where he worked with players such as Bryce Cotton and Kris Dunn.

In his role, Shammgod helps Mavericks players develop their basketball skills through various on-court drills and serves as an assistant coach on the defensive side of the ball. He has also worked as an assistant coach on the Mavericks summer league teams.

Shammgod was selected after his sophomore season by the Washington Wizards in the second round (45th overall pick) of the 1997 NBA Draft. He appeared in 20 games for the Wizards in 1997-98, before playing professionally in other leagues both domestically and overseas. His international playing experience included stints in Poland, China, Saudi Arabia, Kuwait and Croatia. Shammgod earned league MVP honors twice while playing in China.

A native of New York, Shammgod averaged 10.3 points, 6.6 assists, 2.0 rebounds, 2.0 steals and 32.5 minutes per game in his two seasons at Providence. In his first year with the Friars, he set the Big East freshman assist record en route to being named to the Big East All-Rookie Team. As a sophomore, he led the Friars to the 1997 Elite Eight, where they lost to eventual NCAA champion Arizona Wildcats in overtime.





Michael Finley, Assistant General Manager/VP of Basketball Operations



Michael Finley begins his ninth season in the Mavericks' front office and his second as assistant general manager/vice president of basketball operations. He had previously served as vice president of basketball operations and assistant VP of basketball operations. In his current role, Finley assists Mark Cuban and Nico Harrison with all aspects of basketball operations.

Finley was selected in the first round (21st overall) of the 1995 NBA Draft by the Phoenix Suns and was named to the First Team All-Rookie Team. On Dec. 26, 1996, Finley was traded to the Mavericks along with Sam Cassell, A.C. Green and a second round pick in exchange for Jason Kidd, Tony Dumas and Loren Meyer. He played with the Mavericks from 1996-2005 and was a two-time All-Star (2000, 2001).

In 15 seasons with four teams (Phoenix, Dallas, San Antonio, Boston), Finley averaged 15.7 points, 4.4 rebounds and 2.9 assists in 1,103 games. In Mavericks history, he ranks fifth in points (12,389), fifth in rebounds (3,245), ninth in assists (2,393), fifth in field goals (4,834), third in 3-point field goals (870), fifth in free throws (1,851), fourth in steals (748), sixth in games (626), fourth in starts (606) and fourth in minutes (24,878). After nine seasons with Dallas, Finley signed with the Spurs in 2005 and was a member of their 2007 NBA championship team. He retired in 2010 after one season with the Celtics.

Born and raised in Maywood, Illinois, Finley attended the University of Wisconsin and graduated with a bachelor's degree in business management. He averaged more than 20 points per game and finished his career as the all-time leading scorer in Wisconsin history. On Feb. 20, 2022, the Badgers retired his No. 24 jersey, only the third in school history to be hung in the rafters. In 2009, Finley began a film production company, Follow Through Productions, LLC. He is a financier and executive producer to several films including Sanctum (2011), Luv (2012), The Day (2012), The Butler (2013), Sneakerheadz (2014), The First To Do It (2015), Franny (2015) and American Made (2017).

Finley's passion for community service became a reality when he created the Michael Finley Foundation in 2003. Its purpose is to help support children and their families reach their fullest potential through education, entrepreneurial mentorship and other programs that emphasize improving the quality of life.

An active real estate investor and venture capitalist, Finley also enjoys playing golf in his spare time. He resides in Plano with his wife and three children.

Khalia Collier, VP & Chief of Staff, Basketball Ops



Khalia Collier begins her first season with the Mavericks as chief of staff in basketball operations. Collier will work closely with EVP, Basketball Operations and General Manager Nico Harrison to organize and execute on both short-term projects and strategic initiatives. She is the primary liaison to management in both business and basketball, facilitating planning, collaboration and communication across the organization's departments, as well as within the league.

Collier joins the Mavs after serving as the vice president of community relations for St. Louis CITY SC in Major League Soccer. Prior to that role, she was the president and general manager of the St. Louis Surge professional basketball franchise (GWBA). Before her positions in sports, she was the director of the Institute of Private Business for Saint Louis University. With over a decade of experience in building, transforming and uniting teams, she is excited to join the Mavs family.

Collier received her degree in communications and political science from Missouri Baptist University. When not working, she loves going to new restaurants, playing golf and is looking forward exploring all of what Dallas has to offer with her family.

Matt Riccardi, Sr. Director of Player Personnel



Matt Riccardi enters his first season with the Mavericks as senior director of pro personnel.

Prior to joining Dallas, Riccardi spent 13 seasons with the Brooklyn Nets, three of which he served as the general manager of the franchise's G League team (Long Island Nets) in addition to his role as director of scouting operations. Riccardi became the second general manager in Long Island history after spending the previous three seasons in a dual role as Long Island's assistant general manager and an NBA scout for the Brooklyn Nets.

Riccardi originally joined the Nets in 2010 as a basketball operations assistant. He later served as basketball operations coordinator, basketball operations manager and senior manager of basketball operations before assuming his role with Long Island prior to the team's inaugural 2016-17 season.

Andrew Baker, Sr. Director, Salary Cap & Strategy



Andrew Baker joined the Mavericks as the senior director of salary cap and strategy in August 2021. Prior to coming to Dallas, Baker worked for the Brooklyn Nets for five years as the team's strategic planning coordinator before ascending to the organization's director of contract management in July 2018.

Before his time in Brooklyn, Baker was a quality assurance assistant for the San Antonio Spurs (2015-16). The Vero Beach, Florida, native also previously completed internships with the Spurs (basketball administration/legal) and New Orleans Saints (legal).

Baker has a bachelor's in sports management from New York University, where he earned two varsity letters as a member of the men's basketball team. He also holds a Juris Doctor and sports law certificate from Tulane University Law School and is admitted to the New York Bar.





Jason White, Director of Scouting



Jason White begins his 22nd season, and 10th as director of scouting, with the Mavericks. White started with the Mavericks in 2000 as an assistant video coordinator and progressed to the role of basketball operations coordinator under Donnie Nelson.

White served the 2010-12 seasons as the team's director of player personnel, including during the Mavericks 2011 NBA title campaign. As director of scouting, White assists in the talent evaluation of collegiate and professional athletes. He coordinates pre-draft scouting efforts and organizes the team's workouts of prospective draftees.

White was born in West Point, New York, and attended high school in Cairo. He graduated from Southern Methodist University in 2000. While at SMU, he worked in the athletic department, serving as the video coordinator intern for the Mustangs basketball teams.

White, his wife, Kiley, and their daughter, Emma, reside in East Dallas.

Terry Sullivan, Director of Player Personnel



Terry Sullivan enters his 13th season with the Mavericks and first as director of player personnel. He joined the Mavericks as a video scout for the 2010-11 championship campaign and served in that role until 2015 before being promoted to the front office. Sullivan recently completed three-year stints as the director of internal analytics and director of basketball administration.

Sullivan plays a key role in the team's roster construction by thoroughly evaluating players at all levels - NBA, G-League, collegiate & international - while also continuously assessing current Mavs players. He participates in the Mavericks' draft, trade and free agency efforts through live scouting, film review and analysis of both advanced statistics and the salary cap. Sullivan is instrumental in the team's draft preparation at the Chicago Combine, both scouting and interviewing prospects. In the offseason, Sullivan guides the team's free agent minicamp and summer league operations.

Previously, Sullivan contributed to team-building efforts by providing detailed, year-round evaluation of the individual progress of Mavericks players. His analysis included thorough review of games, practices and developmental sessions, as well as monitoring trends in the players' cognitive training off the court. Sullivan also developed and administered a basketball comprehension exam used to evaluate the intellectual capacity of draft prospects.

For six seasons, Sullivan hired and oversaw the team's player development interns, a group that played a vital role in practices and game preparation. This program ultimately became one of the premier basketball internships in the league, producing several employees for the Mavericks and around the NBA.

Previously, he was a video coordinator intern for the L.A. Clippers during the 2009-10 season. Prior to his time in Los Angeles, he helped the Catholic University Cardinals reach the postseason as an assistant coach in 2008-09. Sullivan's NBA journey began in 2006 as an athletic training intern for the Washington Wizards.

Sullivan, a Dallas native, attended high school in New Rochelle, New York, and graduated with a B.S. in biology from Providence College in 2008, where he served as a video assistant for the Friars men's basketball team. Sullivan resides in Dallas with his wife, Macy, and their daughter, Eleanor.

Kristy Laue, Director of Team Operations



Kristy Laue enters her 21st season with the Mavericks and sixth as the director of team operations and player development after holding several roles in basketball operations.

Laue joined the Mavericks in the fall of 2002 as an intern in the media relations department before being hired full time in basketball operations the following spring. Currently, Laue oversees all team travel logistics and scheduling, coordinates off-court player development and more.

Laue, a 2002 graduate of Texas State University, did internships with minor league baseball's Round Rock Express and minor league hockey's Austin Ice Bats while working toward a degree in communications.

Hailing from Greenville, Texas, Laue is the daughter of Mike Cotten and the late Mary Lee Cotten. She lives in Dallas with her husband, Matt, and their twin daughters, Parker and Reagan, who were born two months before the Mavericks won the 2011 NBA championship.

James Brocato, Director of Analytics



James Brocato is entering his ninth season with the Mavericks and eighth as the director of basketball analytics. Brocato started as a consultant for the Mavs in November of 2013 and was hired full-time as a basketball analytics associate in September of 2014. He was promoted to his current role in July of 2015.

The Tacoma, Washington, native graduated from Washington State University with a bachelor's degree in psychology before earning his JD at the Gonzaga University School of Law in 2013. While at Gonzaga, Brocato also worked as a legal extern for the Spokane Municipal Court. Brocato is admitted to the Washington State Bar.





Kory Johnson, Head Equipment Manager



Kory Johnson begins his fifth season as head equipment manager after spending the previous 18 seasons with the Hornets/Pelicans organization.

Johnson began working for the Charlotte Hornets in 2000 in the marketing and promotions department. He spent two seasons in that role before becoming the team's assistant equipment manager when the club made moved to New Orleans in 2002. Johnson was promoted to travel coordinator/assistant equipment manager in 2011. During his time with the Hornets/Pelicans, Johnson worked three NBA All-Star games and served as a member of the National Basketball Equipment Managers Association (NBAEMA).

A native of Lexington, South Carolina, Johnson graduated from Newberry College (Newberry, South Carolina) in 2000 with a degree in sports management. He resides in Plano with his wife, Heather, and their sons, Konnor and Landon.

Al Whitley, Special Assistant to the Owner/General Manager of the Texas Legends



Al Whitley enters his 22nd season with the Mavericks and his fifth as special assistant to the owner/general manager for the Texas Legends, the Mavericks G League Affiliate. Previously, Whitley spent the last 17 seasons in various roles throughout the organization, spending most of his time as the Mavs head equipment manager.

Currently, Whitley oversees the basketball operations for the Texas Legends with a heavy emphasis on both staff and player development, while also acting as the liaison between the Mavericks and Legends organizations respectfully.

Whitley is the former president of both the NBAEMA (National Basketball Athletic Equipment Managers Association) and NBAEMA Foundation, league-wide associations that strive to promote, advance and improve the equipment managers mission and profession in every facet. The NBAEMA Foundation works closely with St. Jude and other charitable organizations.

Originally from Canada, Whitley was raised in Victoria, British Columbia, and attended the University of New Brunswick on a basketball scholarship before transferring to Simon Fraser University (Vancouver), where he graduated with a bachelor's degree in criminology and sociology. Whitley and his wife, Priscilla, have two daughters, Koi and Kenzi Tru.





Casey Smith, Director of Player Health and Performance



Casey Smith begins his 19th season with the Mavericks. After spending 15 seasons as head athletic trainer, Smith was promoted to director of player health and performance prior to the 2019-20 campaign. He is responsible for oversight of all areas related to health and physical performance.

Smith joined the Mavericks in 2004 from the sports medicine staff of the Phoenix Suns, where he was head strength and conditioning coach and assistant athletic trainer. He is a 1994 graduate of West Virginia University with a master's of science in athletic training, and he received his bachelor's of science in exercise science from Arizona State University in 1992. Smith is currently pursuing his doctorate in kinesiology from the University of North Carolina, Greensboro.

Smith is a native of Wellston, Ohio, and resides in Dallas with his wife, Jennifer, and their son, Justin.

Dionne Calhoun, Head Athletic Trainer



Dionne Calhoun joined the Mavericks as assistant athletic trainer in 2004. In 2014 he was named associate head athletic trainer, and in 2019 he was named head athletic trainer.

Calhoun has served as an athletic trainer with the USA Men's Senior National Basketball Team in the 2019 FIBA World Championships in Beijing and the 2020 Olympics games in Tokyo. Calhoun has also spent four summers as the athletic trainer for the NBA's Basketball Without Borders program in Africa and four times has worked the Pete Newell Big Man Camp (Las Vegas and Hawaii). During the summer of 2007, he served as an athletic trainer for the Senegalese Men's National Basketball Team.

Before joining the Mavericks, Calhoun served on the San Francisco 49ers training staff for two seasons. Prior to the 49ers, he worked at South Bay Spine and Sport as an athletic trainer designing and implementing post-operative rehab programs and assessing patients. Calhoun received a bachelor's degree in kinesiology, with an emphasis in athletic training, from San Diego State University in 2000. After graduation, he was the head football trainer at Marion Catholic High School (Imperial Beach, CA).

Dionne became interested in the field of athletic training while in high school. With no athletic trainers on site, he observed his basketball and track coaches taping and warming up athletes. This led him to investigate who performs such services for professional and Olympic athletes. That is when Dionne started following Gary Vitti on the sidelines while watching Lakers games.

Born in Compton, Calif., Calhoun graduated from Banning High (Wilmington, CA) in 1995 and is a certified member of the National Athletic Trainers Association (NATA), the National Basketball Athletic Trainers Association (NBATA) and the National Academy of Sports Medicine (NASM), and is licensed as an athletic trainer in the state of Texas. For the 2012-13 season, Calhoun was named David Craig Assistant Athletic Trainer of the Year.

Dionne resides in Dallas with his wife Amy and daughter Thúy Lynn.

Heather Mau, Assistant Athletic Trainer



Heather Mau was named the assistant athletic trainer for the Dallas Mavericks in July 2019. She joined the Mavericks after spending three seasons with the South Bay Lakers, the Los Angeles Lakers' G League affiliate, as their head athletic trainer.

Prior to her stint with the South Bay Lakers, Heather spent two years at UC Riverside (2013-15) and one year at Cal State University, Northridge (2015-16) where her main sport responsibilities were women's soccer and softball.

Before beginning her athletic training career, Mau received a master's degree in athletic training from California Baptist University (2013) and a bachelor's degree in exercise science from Adelphi University (2011). Mau was four-year member of the women's volleyball team at Adelphi.

Originally from Honolulu, Mau currently resides in Dallas with the Mavs' emotional support animal, Bailey, a mini bernedoodle.

Casey Spangler, Manual Therapist



Casey Spangler enters his ninth season as the Mavericks manual therapist. He is an active release technique master certified provider, fascial stretch therapist and corrective exercise specialist.

Following a move to Dallas from southern California in 2005, Spangler attended Parker University School of Massage Therapy.

Spangler enjoys spending time with his wife, Kathy, and their sons, Lance and Ryder.





Jeremy Holsopple, Director of Athletic Performance



Jeremy Holsopple is in his 10th year as the athletic performance director for the Dallas Mavericks where he oversees all aspects of sports performance, athletic development and sports science.

Prior to joining the Mavericks, Holsopple spent four years as the sports performance coach/head of sports science for the New York Red Bulls of Major League Soccer. Holsopple also spent time as a performance coach in the NFL and Arena Football League and at University of Kentucky, University of Mississippi and Florida Atlantic University.

Holsopple graduated with a degree in kinesiology and exercise physiology from the University of Kentucky and is a Certified Strength and Conditioning Specialist (CSCS – RSCC-D) from the National Strength and Conditioning Association.

Holsopple resides in Dallas with his wife, Marin.

Don Kalkstein, Director of Sports Psychology



Don Kalkstein begins his 22nd season as the Mavericks' director of mental skills. Kalkstein is responsible for the implementation and development of peak performance and mental skills programs for players and coaches that are designed to promote the learning and application of mental skills and techniques associated with consistent and optimal performance.

Kalkstein served in the same capacity for the Texas Rangers for five years (2013-18) and is currently a senior advisor to Rangers general manager Chris Young. He also worked with the Rangers from 1995-2005 before a seven-year tenure with the Boston Red Sox. With the Red Sox (2006-12), Kalkstein was a member of the World Series champion team in 2007.

Kalkstein operates a private sports psychology/mental skills consulting business that is responsible for overseeing the facilitation of the mental skills program for the entirety of SMU Athletics, as well as consulting for numerous other college athletic programs. He can also be found on the campus of SMU as an adjunct professor. Other clients for his private business currently include athletes from the PGA, NFL, NHL and NASCAR.





AMERICAN AIRLINES CENTER

MAVS FACILITIES

American Airlines Center features state-of-the-art facilities, renovated in 2017, that ensure player health and comfort.

The locker room boasts a facial recognition system, aromatherapy, tunable light system to maximize circadian rhythm, ventilated drawers and a ventilation system to aid in rapid recovery.

Right outside the locker room doors, players have access to a spacious weight room, a full-size practice court with 24-hour access, hot and cold tubs along with a hydro-therapy pool, and a training/rehabilitation center adapted to compensate for NBA-sized athletes.



THE HOME OF THE MAVERICKS

American Airlines Center is home to the Dallas Mavericks, the Dallas Stars and more than 200 premier entertainment events annually. Consistently named one of the top 10 arenas in the world in both *Billboard* and *Pollstar*, American Airlines Center has thousands of sports and entertainment events since opening in July 2001. *Venues Today* magazine named American Airlines Center the fifth-busiest arena in the U.S. and the eighth-busiest in the world in 2017.

American Airlines Center and the surrounding 72-acre Victory Park development comprise the largest Environmental Protection Agency brownfield project in the United States. Anchoring Victory Park, American Airlines Center serves as a backdrop to Dallas's most vibrant urban gathering space.

American Airlines Center's sweeping signature arches, high-tech touches and fan-friendly atmosphere single it out as one of the nation's premier sports and entertainment venues. American Airlines Center's bowl features a one-of-a-kind retractable seating system. This unique patented design reduces the conversion time required to change between basketball, hockey or a concert setting to two hours. The quick conversion time makes it possible to easily host both basketball and hockey the same day, while offering great sightlines for every event.

For more information, please visit www.americanairlinescenter.com.

AMERICAN AIRLINES CENTER HISTORY

The City of Dallas, the Dallas Mavericks and the Dallas Stars formed a private/public partnership to construct American Airlines Center in downtown Dallas. As a result, the Mavericks and Stars committed to remain in Dallas for 30 years. American Airlines Center, the anchor of the Victory Park development, transformed an industrial site into what is considered the new gateway to downtown Dallas. The partnership between the city and the teams was announced on Oct. 3, 1997, with the Dallas City Council approving a master agreement on Dec. 10, 1997. A referendum by Dallas voters passed Jan. 17, 1998. Hillwood, chaired by Ross Perot Jr. was the project's developer. American Airlines Center, Hillwood and the City of Dallas reached a fair-share agreement to include minority participation in the construction of the facility. Hicks, Muse, Tate & Furst, Inc., served as financial advisor for the arena.





AMERICAN AIRLINES

OFFICIAL AIRLINE OF THE DALLAS MAVERICKS

Whether you're following the Dallas Mavericks or any other NBA team, American Airlines can get you where you need to go. American flies to the hometown of every NBA team – from Portland to Miami – making it easy to catch the Mavericks anywhere their road schedule takes them. As the official airline of the Mavericks, American is proud to have its name on the team's home, American Airlines Center.

REDEFINING THE TRAVEL EXPERIENCE

American Airlines is the largest carrier in North Texas, offering service to more than 200 destinations from Dallas-Fort Worth International Airport. American has hubs in Charlotte, Chicago, Dallas/Fort Worth, Los Angeles, Miami, New York, Philadelphia, Phoenix and Washington, D.C. American is a founding member of the **oneworld®** alliance, whose members serve more than 1,000 destinations.

American has made significant investments in the travel experience – both on the ground and in the air. This includes refreshed Admirals Club lounges, Flagship Lounges and an elevated restaurant-style experience with Flagship First Dining, lie-flat seats, faster WiFi, more in-flight entertainment options and power, improved food and beverage offerings, and more. This is in addition to American's historic fleet renewal program, which has delivered hundreds of new aircraft in recent years to bring customers a more modern, comfortable and connected experience.

AMERICAN IN DALLAS/FORT WORTH

American has a longstanding commitment to North Texas. American relocated its headquarters from New York to Fort Worth in 1979, and since then, has become an important economic engine for the region. American is proud to employ more than 30,000 team members in the North Texas area. American's commitment to the region has been reinforced with the expansion of the airline's campus in Fort Worth. This critical infrastructure will ensure American is part of the North Texas community for many decades to come.

Learn more about what's happening at American by visiting news.aa.com and connect with American on Twitter [@AmericanAir](https://twitter.com/AmericanAir) and at [Facebook.com/AmericanAirlines](https://facebook.com/AmericanAirlines).





MAVS CORPORATE SOCIAL RESPONSIBILITY

BIGGER THAN BASKETBALL

To the Mavericks, it's all about the fans, the people we call our family and the community we call home. The Mavericks organization is committed to giving back to the North Texas community through a variety of community programs and the Mavs Foundation and have impacted thousands of children, families and communities. Over the last year alone, more than \$8 million was donated by Mavs players, leaders and organization to support those impacted by the COVID-19 pandemic, social justice and 2021 Texas winter storm. Visit mavs.com/community for all MavsCare programming and initiatives.

DALLAS MAVERICKS FOUNDATION

The Mavs Foundation is dedicated to using its unique platform to build a stronger community by empowering youth, women and families through financial support, advocacy and service.

ABOUT US: Established in October 1996, the Mavs Foundation is a 501(c)(3) private foundation affiliated with the Dallas Mavericks.

Over the last 26 years, the Mavs Foundation has granted more than \$9 Million to nonprofit organizations serving women, children and families in need and has dedicated reading and learning centers and basketball courts across the North Texas community. The Mavs Foundation is changing lives in North Texas by supporting programs for disadvantaged youth, victims of domestic abuse, homeless and hungry families, those facing health concerns and more.

MAVS FOUNDATION GRANTS: Each year, the Mavs Foundation's board of directors selects various nonprofit organizations as grant recipients to support programs for women, children and families in need. During the 2022 season, the Mavs Foundation granted a record breaking \$1 Million to nonprofits serving the community. The 2021-22 Mavs Foundation grants were awarded to Dallas 24 Hour Club, Girls Inc. Metropolitan Dallas, Jonathan's Place, Gill Children's Services, Mommies in Need, PediPlace, After8ToEducate, Foster Kids Charity, House of Eli, Meals on Wheels Collin County, Viola's House, Alliance for Children, The TeamConner Childhood Cancer Foundation, SM Rice Foundation, Dallas Community Lighthouse, Christ Haven for Children, Union Gospel Mission, Association for Independent Living, and Habitat for Humanity Collin County.

Additionally, in the summer of 2022 the Mavs Foundation granted more than \$150,000 in Emergency Grant Funds to organizations supporting those impacted by dangerous heat and rising costs of living for working families. Grants assisted with purchases of air conditioning and cooling units, gas/transportation assistance and rent and utilities assistance.



BASKETBALL COURTS

Every season, the Mavs Foundation dedicates new or renovated basketball courts to local nonprofits in order to promote healthy living, create access to the game of basketball and provide safe places within communities in need.

During the 2021-2022 season, the Mavs Foundation dedicated new basketball courts to For Oak Cliff and Frazier Revitalization. For a complete listing of previous grant recipients or more information, visit MavsFoundation.com.

READING AND LEARNING CENTERS

The Mavs Foundation builds reading and learning centers for community organizations across the region in order to expand learning opportunities and provide access to technology for children, teen and adults.

During the 2021-2022 season, the Mavs Foundation donated new computer labs to Volunteers of America and the Oak Cliff Boys and Girls Club; a learning and resource center at Dallas Leadership Foundation's Ring of Hope Boxing Gym; and a one-of-a-kind Sensory Room at ChristHaven in Keller, TX. For a complete listing of previous grant recipients or more information, visit MavsFoundation.com.





MAVSCARE

The Dallas Mavericks are committed to giving back to the community they call home through educational programs, health and wellness initiatives, environmental efforts, social justice programs and support for first responders and military veterans.

EDUCATION: The Dallas Mavericks support students, teachers and local school districts through a variety of educational initiatives including Back to School celebrations and district-wide donations of school supplies, the annual Black History Month contest, graduation celebrations, adopted school Adelle Turner Elementary, Mavs Learning Assist, Mavs Reading Challenge, scholarships, Science of Basketball STEM education, and financial literacy and entrepreneurship programs.

ENVIRONMENT: As part of the NBA Green initiative, the Dallas Mavericks and our partners activate programs to protect the environment and encourage fans to “go green” and reduce, reuse and recycle. The Mavericks participate in Adopt A Highway, which includes a section near Stemmons Freeway and I-35 near the Mavericks corporate offices, as well as and American Airlines Center and host staff volunteer projects to clean up area local lakes and parks. In the 2022-2023 season the Mavericks are committed to increasing sustainability efforts across various areas of operation.

HEALTH AND WELLNESS: Throughout the season the Dallas Mavericks encourage youth and families to be MAVS FIT by sharing healthy living tips and hosting Jr. NBA clinics with youth to celebrate and grow the game of basketball. The Mavericks also support health awareness campaigns including breast health awareness, healthy relationships, mental health awareness and other campaigns to be physically and mentally FIT.

MILITARY & FIRST RESPONDER APPRECIATION: The Dallas Mavericks are dedicated to saluting our troops, veterans, healthcare workers and first responders who all sacrifice in service to others.

Leading up to Veteran’s Day, Mavericks players, coaches, partners and staff host the annual Hoops for Troops service project where they work alongside military members to serve a local community need.

The Mavs show appreciation to first responders and healthcare workers through donated meals, appreciation events, fire station renovations and other recognition and appreciation programs throughout the season.

SEASON OF GIVING: Every holiday season, the Dallas Mavericks spread cheer across the DFW Metroplex through programs like Mavs Turkey Giveaway, Dinner with Santa, the Winter Warm-Up Drive and several player-driven initiatives. Through these programs, the Mavs positively impact thousands of DFW children and families, helping make their holiday season brighter.


SOCIAL JUSTICE AND RACIAL EQUITY: In June 2020, the Dallas Mavericks launched the Mavs Take ACTION! plan to address racial inequities and disparities, promote social justice and drive sustainable change in Dallas/Fort Worth. Standing strong in the belief that every voice matters and everybody belongs, the plan engages partners on more than 50 key initiatives across six systems including Education, Employment, Child Welfare, Criminal Justice, Public Policy, and Healthcare. In just the first two years, the Mavericks have surpassed their 3-year \$5 million pledge and invested in programs for voter registration and civic participation, “The HUDDLE” courageous conversation series, college scholarships, design of the “Mavs LISTEN Major” with Dallas’s HBCU Paul Quinn College, minority-owned business support with the launch of Mavs Business Assist, economic opportunity and career development for Black students, youth education programs and much more. To learn more, visit mavs.com/mavstakeaction.

COMMUNITY TICKET PROGRAM: Each year, the Dallas Mavericks Community Ticket Block provides youth the opportunity to attend Mavericks home games through tickets donated by players, coaches and season ticket members. For more information, visit mavs.com/ticket-block.

DONATION REQUESTS: Throughout the year the Dallas Mavericks support local nonprofit organizations by donating autographed memorabilia to live and silent auctions and other fundraising efforts. To submit a donation request, please visit mavs.com/donations.

SPEAKERS BUREAU: The Dallas Mavericks Speakers Bureau was created to inspire future generations, community groups and professionals in DFW interested in learning from Mavericks broadcast announcers and staff. Topics include life on the road, coaching strategies, career paths and motivation. For more information, please visit mavs.com/speakers-bureau.

To learn more about the Mavericks community outreach efforts, please visit mavs.com/community or follow @MavsOffCourt on Facebook, Instagram and Twitter.





NBA CARES

NBA Cares is the league’s global social responsibility program that builds on the NBA’s mission of addressing important social issues. NBA Cares programs and participants have provided more than 6.2 million hours of hands-on service and created more than 2,042 places where kids and families can live, learn or play in communities around the world. Internationally, NBA Cares has created more than 375 places where kids and families can live, learn or play in 40 countries and territories. NBA Cares works with nationally and internationally recognized youth-serving programs that support education, youth and family development, and health-related causes, including: Boys & Girls Clubs of America, Vera Institute of Justice, Thurgood Marshall College Fund, UNICEF, Special Olympics, The Jed Foundation, Share Our Strength and GLSEN.

MAVS ACADEMY

The Dallas Mavericks Academy works year-round to support and promote basketball, health and wellness, dance and e-sports throughout North Texas. Among the most comprehensive in the NBA, Dallas Mavericks community programs help develop the skills, confidence and enthusiasm for the sport in kids of all ages with programs including Dallas Mavericks hoop and development camps, skills training, overnight camp, youth tournaments, high school tournaments, youth combine, Ballkids, Coaches Association, Coaches and Leadership Councils, health and wellness, dance and gaming camps, GEM program and the Dallas Mavericks Basketball Youth Leagues.



HOOP CAMP

The goal of the Dallas Mavericks Hoop Camps is to provide a high-quality teaching and playing environment for boys and girls ages 8-18. Campers learn the fundamentals of the game in an enjoyable weeklong camp.

Dallas Mavericks Hoop Camp began in 1993 with four camps and 465 kids. Community demand has driven the program to grow each year. In 2022 20 Hoop Camps were held at various locations throughout the DFW Metroplex. Since its inception, more than 62,000+ kids have participated in Hoop Camp.

During the upcoming season, the Mavericks plan to hold holiday, spring break, one-day and summer camps. The Kids and safety are the No. 1 priority at Hoop Camp. The Mavs certified coaching staff is made up of professional teachers, coaches and collegians who have demonstrated a proven ability to work with kids and help them improve.

Camp highlights include daily awards and prizes for every camper, as well as visits from special guest speakers, including Mavericks players, coaches and other NBA guests.

Hoop Camp would not be possible without the help of gracious sponsors including Chick-Fil-A, UT Southwestern Pediatric Group, Scottish Rite for Children, BioSteel and Therabody.





DEVELOPMENT CAMP

The Dallas Mavericks celebrated seven years of development camp in 2021. Development camps focus on skill development through technical instruction as well as intensive drill sequences while fostering fundamentals needed to elevate players to the next level while using the resources that only the Mavericks can provide.

Development camp coaches - generally high school coaches who have played collegiately - are some of the best coaches in the DFW Metroplex, talented at teaching skill development.

Camps recognize MVPs and most improved players and honor someone with Coaches Award. The Mavericks held five development camps in 2022.

DALLAS MAVERICKS BALLKIDS

Each year the Ballkids are selected from Hoop Camp and Development Camp and must be between the ages 13-18.

Being a Dallas Mavericks Ballkid gives you an experience and opportunities like no other. Responsibilities include, rebounding for NBA players at Dallas Mavericks home games, greeting our member, season ticket holders and fans at each entrance of American Airline Center, and making sure the court is clear of any moisture for player safety during the game.

It is a great opportunity for the Ballkids and helps the team identify hard workers for future opportunities.

SKILLS TRAINING

Mavs skills training is designed to help intermediate and advanced players ages 8 -18 develop a strong base of fundamental basketball skills. The program consists of small group workouts emphasizing footwork, shooting, passing and ball handling. Players will learn how to create their own shot as well as scoring opportunities for others. Sessions meet once per week for four weeks for a 90-minute workout.

DALLAS MAVERICKS BASKETBALL LEAGUES

Beginning its 30th year, the Dallas Mavericks Basketball League program invites youth organizations from across North Texas to team up with the Mavericks to assist them in running quality basketball leagues for players of all ages.

MAVS YOUTH COMBINES

Mavs Academy invites some of the best 6th through 8th grade boys and girls players in the DFW Metroplex to have an NBA Combine experience. This combine includes injury prevention training and measurements from Scottish Rite along with high level instruction from some of the best high school coaches in the area. Breakout sessions for players and parents focus on the importance of education, physical and mental health, work-life balance, communication with officials and coaches, and requirements for competing at the collegiate level.

MAVS YOUTH TOURNAMENTS

Mavs youth tournaments are for boys and girls' teams in the fourth grade and above. Six youth tournaments are scheduled throughout the Metroplex this season.

MAVS FALL CLASSIC

The Dallas Mavericks host their annual high school varsity basketball tournament in Sports City USA, Frisco, Texas, in November. The event brings together top-tier high school basketball programs from across Texas. Bracket play takes place in Frisco ISD high schools with championship games at the Comerica Center in Frisco. The tournament has now grown to 48 varsity girls teams and 48 varsity boys teams.





GEM

Education | Financial Literacy | Mental Health | Physical Health | Sports

Girls Empowered by Mavericks plans to engage, inspire and empower over 2000 young females (ages 9-14) this season using physical activity as a backdrop for their continued development and success. Girls will learn to value their whole self, discover and develop their inherent strengths, and receive the support they need to navigate the challenges they face.

MAVS COACHES ASSOCIATION

The Mavs Academy Coaches Association gives coaches the opportunity to connect with the Dallas Mavericks, the NBA and local basketball community. Members can network, build relationships and grow as a coach with the most up-to-date training and resources available. Members of the Coaches Association will help transform the lives of youth in the DFW Metroplex both on and off the court by incorporating the resources, marketing strategies and winning culture of the Mavericks in their coaching toolbox and everyday lives.

Once certified, the Coaches Association also provides assets to those who want to improve their teaching techniques and those who embody the values that create great leaders in the community. For more information on any of these programs, visit mavs.com or call 214.747.MAVS.

COACHES COUNCIL

The Mavs Academy Coaches Council is made up of High School varsity basketball coaches who are influencers in all areas of the DFW Metroplex. It serves as a resource for the Mavs Academy staff to assist in thoughtfully and strategically serving the basketball community.

The MACC will also serve as ambassadors for Mavs Academy in their respective communities and networks. Together we are dedicated to help foster and cultivate a diverse and inclusive community of boys and girls basketball players, coaches, and officials.

LEADERSHIP COUNCIL

The Mavs Academy Leadership Council aims to empower promising young men and women by providing resources to further develop as leaders and a platform to amplify their voices within their communities and across the youth basketball landscape.

This council will be made up of 8 Girls & 8 Boys across the DFW Metroplex. The goal of this council is to provide a safe space for student athletes to come together and think of ways to strengthen youth basketball.

DANCE CAMPS

Going into year six, the Mavs Academy dance program is the top choice for dance instruction in the DFW Metroplex. Dance camp is perfect for boys and girls who want to have fun dancing as they build their self-confidence.

GAMING CAMPS

Mavs Academy gaming camps are perfect for campers with a passion for playing and learning video games. Gaming camps also include character building talks and guest speakers who share the knowledge and experiences in gaming at the top level.

HEALTH AND WELLNESS

Together with pediatric sports medicine experts at Scottish Rite for Children, the Mavs Academy is committed to providing information for young athletes to excel on and off the court. The Mavs Academy and GEM explores the latest injury prevention and health tips provided by Scottish Rite for Children and Mental and Physical Health workshops with UT Southwestern Pediatric Group. With these tools, student-athletes are better prepared to advance to higher levels both on and off the court.

Website: www.mavs.com/academy

Twitter: @mavoffcourt

Instagram: @mavsoffcourt

Facebook: mavsoffcourt





INTERNET & STREET MARKETING

MAVS.COM & SOCIAL NETWORKS

For the latest information on the Dallas Mavericks, log on to mavs.com, featuring bios and statistics, up-to-date transactions and exciting stories about your favorite Mavericks. The site also features Mavericks promotions and events that are being held around Dallas-Fort Worth. Mavs.com is part of nba.com, the NBA's official website. Sign up for Mavs Insider and receive exclusive offers, ticket specials, news and more direct to your inbox. Download the official Dallas Mavericks app on your smartphone or tablet to find an immersive ticket-buying experience, 360-degree video with VR support, real-time traffic information and important gameday information.

Follow the Mavs from wherever you are! For behind-the-scenes photos and videos, follow the Mavs on Instagram ([@dallasmavs](https://www.instagram.com/dallasmavs)). Experience game nights 280 characters at a time on Twitter (twitter.com/dallasmavs). Run through layup lines with the team and join the pregame huddle on Snapchat ([mavs](https://www.snapchat.com/add/mavs)) and TikTok ([dallasmavs](https://www.tiktok.com/@dallasmavs)). Connect with other fans on the Mavs official Facebook page ([facebook.com/dallasmavs](https://www.facebook.com/dallasmavs)). For everything from emotional milestones to game highlights, watch all our videos at [youtube.com/dallasmavericks](https://www.youtube.com/dallasmavericks).

MAVERICKS STREET TEAM

The Dallas Mavericks bring the fun and excitement of the NBA to the streets of the Dallas-Fort Worth Metroplex with the Mavericks Street Team. Offering basketball contests, clinics and great prizes, it is nonstop fun for everyone.

For Mavs entertainment team appearance information, please call 214.747.MAVS.





ARENA ENTERTAINMENT



MAVS MANIAACS

The Mavs ManiAACS, an NBA original, are in their 20th full season as the dance troupe of beefy men who entertain Mavs fans during home games.

The ManiAACS, originally created to enhance the game experience for fans during the 2002 playoffs, became instant fan favorites who have continued to add to the festive environment of Mavs games and other special events including three All-Star performances in 2005, 2010 and 2016.

The Mavs ManiAACS have appeared nationally on “The Tonight Show” and “The Best Damn Sport Show Period.” In the summer of 2010, the ManiAACS performed on NBC’s “America’s Got Talent,” where they went all the way to the live Hollywood round and the top 48. The ManiAACS are active in the community, making numerous public appearances throughout the Metroplex.

MAVS DRUMLINE

The Dallas Mavericks Drumline was founded in 2003 by a gifted group of percussionists who perform at every Dallas Mavericks home game on the Budweiser Sound Stage located inside American Airlines Center. Their percussion prowess continues to entertain fans with in-game percussion features, which have resulted in the Dallas Mavericks Drumline being ranked among the best live bands in the NBA. In addition, the Mavs Drumline had the privilege of performing at the 2006 NBA All-Star Game in Houston and the 2010 NBA All-Star Game at AT&T Stadium in Arlington.

DR PEPPER HOOP TROOP

The Dr Pepper Hoop Troop is a high-energy group that can be seen launching T-shirts into the stands with their gigantic slingshots or entertaining the crowd during timeouts at all Mavs home games. In addition to their on-court antics, the Dr Pepper Hoop Troop also appears at Mavs community events in the Dallas-Fort Worth Metroplex. The Dr Pepper Hoop Troop is proudly sponsored by the Dr Pepper Bottling Company of Texas.

D-TOWN CREW

The D-Town Crew, a high energy hip-hop team, made their debut in March 2020. Their second appearance came on March 11, the same night the NBA announced the suspension of the season due to the COVID-19 pandemic. The D-Town Crew performed in several games late the following season when the Mavericks and American Airlines Center welcomed fans back to the arena. Embarking on their second full season in 2022-23, look for the D-Town Crew to perform at midcourt during timeouts and to energize the crowd throughout the game.

For Mavs entertainment team appearance information, please call 214.747.MAVS.





MAVS MASCOTS

MAVSMAN

MavsMan, the Dallas Mavericks' high-flying crusader of the court, continues to grow in popularity with children throughout the DFW Metroplex and around the world.

Over the years, MavsMan has taken his unique brand of highflying entertainment to hundreds of thousands of people in places including Berlin, Barcelona, London, Mexico City, Paris, Shanghai and New York.

In addition to his gameday theatrics and autograph signings, MavsMan appears at local schools, hospitals, parades and community events. He is a goodwill ambassador who exemplifies the positive values of good sportsmanship, teamwork and having a great attitude. Since 1996, MavsMan has inspired and motivated kids to shoot for success by being accountable for doing their best in all aspects of their lives.

CHAMP

Every superhero has a sidekick and MavsMan is no different. Champ is a true "blue" Mavs fan and loves have fun with and entertain his fellow fans. This friendly, furry horse made his debut during the 2002-03 season.

In addition to assisting MavsMan, Champ also entertains the crowd with his own innovative skits and antics. Champ is involved in the DFW community, visiting local schools and hospitals as well as making appearances in parades and other events. Mavs fans now consider the duo as the "Hardest Working Mascots in the NBA."

Both MavsMan and Champ are available to make appearances throughout the year. Call 214.747.MAVS to schedule an appearance. For additional photos and information, visit mavs.com.





DALLAS MAVERICKS

PLAYERS

2022-23 ROSTER
PLAYER BIOS





NO.	PLAYER	POS.	HT.	WT.	BIRTHDATE	PRIOR TO NBA/HOME COUNTRY	NBA EXP.	TWITTER
44	Dāvis Bertāns	F	6-10	225	11/12/92	Saski Baskonia/Latvia	6	
25	Reggie Bullock	F/G	6-6	205	3/16/91	North Carolina/USA	9	@ReggieBullock35
26	Spencer Dinwiddie	G	6-5	215	4/6/93	Colorado/USA	8	@SDinwiddie_25
77	Luka Dončić	G	6-7	230	2/28/99	Real Madrid/Slovenia	4	@luka7doncic
5	Tyler Dorsey*	G	6-5	183	2/18/96	Oregon/USA	2	@TDORSEY_1
10	Dorian Finney-Smith	F	6-7	220	5/4/93	Florida/USA	5	@doefinney_10
8	Josh Green	G/F	6-6	210	11/16/00	Arizona/Australia	2	@JoshBGreen
11	Tim Hardaway Jr.	G	6-5	205	3/16/92	Michigan/USA	9	@T_HardJR
3	Jaden Hardy	G	6-4	198	7/5/02	NBA G League Ignite/USA	R	@JadenHardy1
42	Maxi Kleber	F/C	6-10	240	1/29/92	Bayern Munich/Germany	5	@MaxiKleber
00	JaVale McGee	C	7-0	270	1/19/88	Nevada/USA	14	@JaValeMcGee
21	Frank Ntilikina	G	6-5	200	7/28/98	Strasbourg/France	5	@FrankLikina
1	Theo Pinson	G/F	6-5	212	11/5/95	North Carolina/USA	4	@tpinsonn
7	Dwight Powell	C	6-10	240	7/20/91	Stanford/Canada	8	@DwightPowell33
35	Christian Wood	F/C	6-10	223	9/27/95	UNLV/USA	6	@Chriswood_5
23	McKinley Wright IV	G	5-11	192	10/25/98	Colorado/USA	R	@kin_wright25

*Player under two-way contract.

STAFF

Head Coach: Jason Kidd (California)

Assistant Coaches: Sean Sweeney (St. Thomas), Jared Dudley (Boston College), Greg St. Jean (Wesleyan), Kristi Toliver (Maryland), Darrell Armstrong (Fayetteville State), Quinton Crawford (Arizona), Marko Milić (Kranj High School), Peter Patton (DePaul), God Shammgod (Providence)

Director of Player Health and Performance: Casey Smith (Arizona State)

Athletic Performance Director: Jeremy Holsopple (Kentucky)

Head Athletic Trainer: Dionne Calhoun (San Diego State)

Assistant Athletic Trainer: Heather Mau (Adelphi)

PRONUNCIATION GUIDE

Dāvis Bertāns (DAH-vis bur-TAHNS); **Reggie Bullock** (Bull-LOCK); **Luka Dončić** (LOO-kuh DON-chitch); **Maxi Kleber** (CLEE-bah); **Frank Ntilikina** (nee-lee-KEE-nah)

HOW THE MAVERICKS WERE BUILT

FREE AGENTS

- 2022**
 - Tyler Dorsey (Signed to a Two-Way contract by Dallas 7/23/22)
 - JaVale McGee (Signed by Dallas 7/9/22)
 - Theo Pinson (Signed by Dallas 7/7/22)
 - McKinley Wright IV (Signed by Dallas 9/21/22)
- 2021**
 - Reggie Bullock (Signed by Dallas 8/6/21)
 - Tim Hardaway Jr. (Signed by Dallas 8/9/21)
 - Frank Ntilikina (Signed by Dallas 9/16/21)
- 2018**
 - Luka Dončić (Signed contract extension 8/10/21)
- 2017**
 - Maxi Kleber (Signed contract extension 9/8/22)
- 2016**
 - Dorian Finney-Smith (Signed contract extension 2/12/22)
 - Dwight Powell (Signed to a contract extension 7/6/19)

OBTAINED VIA TRADE

- 2022**
 - Dāvis Bertāns (Acquired by Dallas from Washington in exchange for Kristaps Porzingis 2/10/22)
 - Spencer Dinwiddie (Acquired by Dallas from Washington in exchange for Kristaps Porzingis 2/10/22)
 - Christian Wood (Acquired by Dallas from Houston in exchange for 5 players 6/23/22)

OBTAINED VIA DRAFT

- 2022**
 - Jaden Hardy (Selected by Sacramento in the 2nd round 37th overall pick of the 2022 NBA Draft draft rights traded to Dallas)
- 2020**
 - Josh Green (Drafted by Dallas 1st round, 18th overall, in 2020)







DAVIS BERTĀNS



7TH SEASON IN THE NBA

HEIGHT
6'10"

2ND SEASON WITH THE MAVS

WEIGHT
225

BIRTHDAY
11.12.92

ACQUIRED FROM WAS (2/10/22)

PRIOR TO NBA
SASKI BASKONIA

COUNTRY
LATVIA

DALLAS

FORWARD

CAREER TRANSACTIONS

- » Played in Latvia (2007-10)...played in Slovenia (2010-12)...played in Serbia (2012-14)...played in Spain (2014-16).
- » Drafted by Indiana in the second round (42nd overall pick) of the 2011 NBA Draft...traded by Indiana to San Antonio on draft night along with Kawhi Leonard and Erazem Lorbek in exchange for George Hill (6/23/11).
- » Signed by San Antonio (7/14/16).
- » Re-signed with San Antonio (7/11/18).
- » As part of a three-team deal, traded by San Antonio to Washington; Brooklyn traded DeMarre Carroll to San Antonio; the Spurs traded Nemanja Dangubic to the Nets; Washington traded Aaron White to Brooklyn (7/6/19).
- » Signed with Washington (1/22/20).
- » Traded by Washington with Spencer Dinwiddie to Dallas in exchange for Kristaps Porzingis and a second-round pick (2/10/22).

PROFESSIONAL CAPSULE

- » Holds career averages of 8.2 points, 2.7 rebounds and 19.1 minutes in 387 games (39 starts) with San Antonio, Washington and Dallas.
- » Has shot 42.4% (1,025-2,416 FG) from the field, 39.8% (754-1,893 3FG) from 3-point range and 86.0% (361-420 FT) from the line.
- » Ranked sixth in the NBA in 3FG% in back-to-back seasons (.429, 145-338 3FG, 2018-19; .424, 200-472 3FG, 2019-20)...also finished eighth in 3-point field goals made (200) in 2019-20.
- » Hit 163 3-pointers (163-425 3FG, .384) in his first two seasons, the second-most by any player in his first two seasons in Spurs history.
- » Shot 41.5% (514-1,238 3FG) from 3-point range over his next three seasons from 2018-19 to 2020-21.

SEASON HIGHLIGHTS

2021-22 (Washington and Dallas)

- » Averaged 5.6 points, 2.1 rebounds and 14.4 minutes in 56 games with WAS and DAL...shot 33.5% (77-230 3FG) from 3-point range and 90.0% (36-40 FT) from the FT line...in 22 games with DAL, averaged 5.3 points and 2.5 rebounds in 13.9 minutes while going 31-of-86 (.360) from 3-point range.
- » One game with 20+ points...five games with 15+ points (1 with DAL)...10 games with 10+ points (3 with DAL).
- » Season-high 21 points (8-13 FG, 5-9 3FG) to go with season-best 5 rebounds, 1 steal and 1 block in 31 minutes at DEN (12/13/21).
- » Scored 19 points (7-12 FG, 5-10 3FG) in 21 minutes at MIA (12/28/21).
- » In Mavericks debut, had 12 points (4-8 FG, 3-7 3FG, 1-1 FT), 3 rebounds and 1 assist in 13 minutes at MIA (2/15/22).
- » Had 17 points (6-9 FG, 5-8 3FG), including 14 in first half, to go with 3 rebounds and 1 steal and 1 block in 19 minutes at UTA (2/25/22).
- » Posted 14 points (4-5 FG, 4-5 3FG, 2-2 FT), including 11 in second quarter, to go with season-high-tying 5 rebounds in 15 minutes vs. LAL (3/29/22).
- » Recorded five DNP-CDs...missed 10 games due to a left ankle sprain (11/3-11/22/21), two due to a non-COVID illness (12/30/21-1/1/22), two with a left mid-foot sprain (1/7/22, 1/15/22), two due to the trade transition (2/10-2/12/22) and three due to right knee soreness (3/21-3/25/22).

2020-21 (Washington)

- » Played in a total of 57 games (7 starts) and led the Wizards with 169 made 3s, averaging 3.0 per game.
- » Averaged 11.5 points, 2.9 rebounds and 0.9 assists in 25.7 minutes.
- » Scored 10+ points in 34 games and 20+ in five.
- » Tallied 47 games with multiple 3-pointers and 33 games with at least 3 3s.
- » Scored 20 points, making a career-high 9 free throws vs. CHI (12/29/20).
- » Had nine games with at least 5 made 3s, including back-to-back games from 2/27-28/21...hit 4 3s in three consecutive games (1/3-1/8/21).
- » Set a new career-long streak with 19 straight games with at least 2 made 3s (1/31-3/10/21).
- » Set career highs with 35 points and 9 made 3s vs. DEN (2/17/21), the most by a player off the bench in franchise history.
- » Missed three games due to the NBA's Health and Safety Protocols (1/24-27), one game due to right knee soreness (2/25), one to right calf tightness (3/13), seven due to right calf strain (3/21-4/1), one to rest (4/10) and two for personal reasons (4/16-17).
- » **Play-In Tournament:** Averaged 6.5 points in 25.7 minutes per game against BOS and IND.

2019-20 (Washington)

- » Averaged a career-high 15.4 points and 4.5 rebounds in 29.3 minutes per game in 54 games (4 starts).
- » Connected on 200 3-point field goals, which ranks fifth all-time in franchise history in a season.
- » Scored season-high 32 points and connected on 8 3-pointers at CHA (12/10/19).
- » Had three games of 8 3-pointers made, and became fifth-fastest player in NBA history to 100 3-pointers in a season (26 games) and the fastest Wizard (26 games) to 100 3-pointers on 12/18/19 vs. CHI.
- » Became first player in NBA history with 8 3-point field goals off of the bench in three games.
- » Had nine games with 6+ 3-point field goals, which ranks third in NBA history for players off the bench.



**2018-19 (San Antonio)**

- » Averaged 8.0 points, 3.5 rebounds and 1.3 assists in 21.5 minutes over 76 games.
- » Notched double-figure scoring 25 times, and finished fourth on the team with 145 3-pointers made while shooting career-high 42.9% from behind the arc to rank sixth in the league.
- » Also shot career-high 45.0% (204-453 FG) from the field and 88.3% (53-60 FT) from the line.
- » Surpassed his previous career highs in games started, minutes played, field goals made, 3-pointers made, free throws made, rebounds, assists, steals, blocks and points.
- » Scored a season-best 21 points (8-11 FG, 5-8 3FG) off the bench on vs. WAS (1/27/19).

2017-18 (San Antonio)

- » Averaged 5.9 points, 2.0 rebounds, 1.0 assists and 14.1 minutes in 77 games (10 starts).
- » Shot 44.0% (161-366 FG) from the field, 37.3% (94-252 3FG) from 3-point range and 81.6% (40-49 FT) from the foul line.
- » One 20+ point game...21 games with 10+ points...led the team in blocks in eight games.
- » Passed Tony Parker for the second-most 3-pointers by a Spur in his first two seasons by finishing the season with 163 career 3-pointers.
- » Started the month of March scoring in double figure in five straight games, averaging 13.2 points.
- » Posted season-high 28 points (11-15 FG, 6-9 3FG) at SAC (1/8/18).

2016-17 (San Antonio)

- » Averaged 4.5 points, 1.5 rebounds and 12.1 minutes in 67 games (6 starts).
- » Shot 44.0% (103-234 FG) from the field, 39.9% (69-173 3FG) from 3-point range and 82.4% (28-34 FT) from the free throw line.
- » Twelve 10+ point games...led the team in blocks eight times.
- » Made his NBA debut at GSW (10/25/16) and scored 5 points in 3 minutes.
- » Scored season-best 21 points (5-6 FG, 4-5 3FG, 7-8 FT) along with 2 assists at CHA (1/7/17).
- » Sat out one game with a right leg contusion (11/1).

PLAYOFF CAPSULE

- » Seen action in 45 playoff games (2 starts), averaging 4.0 points and 1.7 rebounds in 12.7 minutes with San Antonio, Washington and Dallas.
- » **2022 (DAL):** Appeared in all 18 games in DAL's run to the Western Conference Finals...averaged 4.1 points, 1.4 rebounds and 10.7 minutes while shooting 37.3% (19-51 3FG) from 3-point range and 83.3% (10-12) from the line...three games with 10+ points, including playoff career-high-tying 15 points (4-7 3FG, 3-3 FT) in Game 3 at UTA (4/21/22).
- » **2021 (WAS):** Averaged a playoff career-best 9.3 points and 2.8 rebounds in four games (2 starts)...playoff career-best 15 points in Game 4 vs. PHI (5/31/21)...missed one game due to a calf strain.
- » **2019 (SAS):** Appeared in the first five games of the Spurs' first-round loss to DEN...averaged 3.2 points and 1.6 rebounds in 15.8 minutes.
- » **2018 (SAS):** Appeared in all five playoff games, averaging 3.4 points, 2.2 rebounds and 1.2 assists in 16.5 minutes.
- » **2017 (SAS):** Appeared in 13 postseason games, averaging 2.8 points and 1.5 rebounds in 8.6 minutes...shot 44.4% from the field and 40.0% from beyond the arc...had a perfect shooting night as he registered 13 points (4-4 FG, 3-3 3FG, 2-2 FT), 4 rebounds and 2 steals at GSW (5/16/17)...recorded three DNP-CDs.

INTERNATIONAL CAPSULE**Professional**

- » Professional since 2007, playing in Latvia, Slovenia, Serbia and Spain.
- » Prior to joining the Spurs spent two seasons playing for with Laboral Kutxa...during the 2014-15 season, competed in 25 Spanish League games, averaging 11.4 points and 2.8 rebounds in 21.6 minutes.
- » Produced averages of 11.0 points and 2.9 rebounds in 22 Euroleague games.
- » Spent the previous three seasons (2011-14) with BC Partizan in the Serbian League...during the 2013-14 season, averaged 13.4 points, 2.4 rebounds and 1.4 assists in 17 games.
- » Prior to joining BC Partizan, spent two seasons with Union Olimpija in Slovenia and four years playing on a variety of levels in Latvia.

Latvian National Team

- » Has competed for Latvia in international competition since 2008, including the Latvian senior national team since 2011.
- » **Summer 2022:** Represented Latvia at the FIBA World Cup Qualifiers and averaged 12.5 points, 4.3 rebounds and 1.8 assists in four games.
- » **Summer 2021:** Played in four games for Latvia at the FIBA World Cup 2023 Pre Qualifiers and averaged 12.8 points, 3.3 rebounds, 2.0 assists and 1.0 blocks.
- » **Summer 2019:** Appeared in two games for Latvia at the FIBA World Cup Qualifiers and averaged 17.5 points, 1.5 rebounds and 1.0 blocks.
- » **Summer 2017:** Averaged 14.0 points (.632 FG, .447 3FG, .900 FT), 3.0 rebounds and 1.8 assists for Latvia at EuroBasket 2017.
- » **Summer 2012:** Averaged 8.6 points and 4.4 rebounds in eight games for Latvia at the EuroBasket Qualifiers.
- » **Summer 2011:** Played for Latvia at the 2011 U19 World Championships (Latvia) and averaged 15.3 points, 6.4 rebounds, 1.6 assists and 1.0 steals in eight games...also represented Latvia at EuroBasket 2011 (Lithuania) and averaged 5.6 points and 2.0 rebounds in five games.
- » **Summer 2010:** Helped the Latvian U18 national team win bronze at the 2010 FIBA Europe U18 Championship (Lithuania)...averaged 14.8 points, 7.7 rebounds, 1.1 assists, 1.1 steals and 1.6 blocks in nine games.
- » **Summer 2009:** Appeared in one game for Latvia at 2009 FIBA Europe U20 Championship (Greece) and had 29 points, 4 rebounds, 3 assists and 2 steals.
- » **Summer 2008:** Played for the Latvian U16 national team at EuroBasket 2008 (Italy) and averaged 9.6 points and 3.9 rebounds in eight games.

PERSONAL CAPSULE

- » Older brother, Dairis, is a professional basketball player who briefly played for the New Orleans Pelicans.
- » Father, Dainis, was a professional basketball player and is currently a youth coach while his mother is a sports teacher and a former high-level rower.
- » In 2011, he won the Slovenian League All-Star Game dunk contest.
- » Due to a childhood wood-cutting accident, Bertans is missing part of the ring finger on his right hand.
- » Nickname is the "Latvian Laser."
- » Name is pronounced DAH-vis bur-TAHNS.

DĀVIS BERTĀNS - NBA REGULAR SEASON STATISTICS

SEASON	TEAM	GP	GS	MIN	FG	FGA	FG%	3PM	3PA	3P%	FT	FTA	FT%	OR	DR	TOT	A	ST	TO	BS	PTS	PPG
2016-17	SAS	67	6	808	103	234	.440	69	173	.399	28	34	.824	22	76	98	46	20	32	28	303	4.5
2017-18	SAS	77	10	1,086	161	366	.440	94	252	.373	40	49	.816	18	135	153	74	26	36	28	456	5.9
2018-19	SAS	76	12	1,632	204	453	.450	145	338	.429	53	60	.883	23	241	264	100	35	43	33	606	8.0
2019-20	WAS	54	4	1,583	265	610	.434	200	472	.424	104	122	.852	35	210	245	92	37	59	33	834	15.4
2020-21	WAS	57	7	1,464	193	478	.404	169	428	.395	100	115	.870	18	150	168	49	33	33	13	655	11.5
2021-22	WAS	34	0	501	60	171	.351	46	144	.319	28	30	.933	6	55	61	16	11	14	6	194	5.7
Went from WAS to DAL .																						
2021-22	DAL	22	0	306	39	104	.375	31	86	.360	8	10	.800	6	50	56	15	6	5	6	117	5.3
2021-22	TOT	56	0	805	99	275	.360	77	230	.335	36	40	.900	12	105	117	31	17	19	12	311	5.6
TOTALS		387	39	7,375	1,025	2,416	.424	754	1,893	.398	361	420	.860	128	917	1,045	392	168	222	147	3,165	8.2
PER GAME		--	--	19.1	2.6	6.2	--	1.9	4.9	--	0.9	1.1	--	0.3	2.4	2.7	1.0	0.4	0.6	0.4	8.2	--





DĀVIS BERTĀNS - NBA POSTSEASON STATISTICS

SEASON	TEAM	GP	GS	MIN	FG	FGA	FG%	3PM	3PA	3P%	FT	FTA	FT%	OR	DR	TOT	A	ST	TO	BS	PTS	PPG
2016-17	SAS	13	0	112	12	27	.444	8	20	.400	4	6	.667	5	15	20	3	3	6	4	36	2.8
2017-18	SAS	5	0	82	3	18	.167	3	16	.188	8	11	.727	1	10	11	6	2	1	0	17	3.4
2018-19	SAS	5	0	79	5	15	.333	3	11	.273	3	5	.600	0	8	8	5	0	1	1	16	3.2
2020-21	WAS	4	2	106	11	27	.407	8	23	.348	7	7	1.000	0	11	11	1	1	1	2	37	9.3
2021-22	DAL	18	0	192	22	55	.400	19	51	.373	10	12	.833	4	22	26	6	8	3	2	73	4.1
TOTALS		45	2	569	53	142	.373	41	121	.339	32	41	.780	10	66	76	21	14	12	9	179	4.0
PER GAME		--	--	12.6	1.2	3.2	--	0.9	2.7	--	0.7	0.9	--	0.2	1.5	1.7	0.5	0.3	0.3	0.2	4.0	--

	REG CAREER HIGHS		POST CAREER HIGHS		2021-22 REG HIGHS		2021-22 POST HIGHS
PTS	35 vs. DEN 2/17/21	PTS	15 2 times (@ UTA, 4/21/22)	PTS	21 at DEN 12/13/21	PTS	15 at UTA 4/21/22
FGM	11 2 times (@ CHA, 12/10/19)	FGM	5 at PHI 5/23/21	FGM	8 at DEN 12/13/21	FGM	4 2 times (vs. PHX, 5/8/22)
FGA	20 at MIA 12/6/19	FGA	10 at PHI 5/23/21	FGA	13 2 times (@ DEN, 12/13/21)	FGA	7 2 times (@ PHX, 5/4/22)
3FGM	9 vs. DEN 2/17/21	3FGM	4 3 times (vs. PHX, 5/8/22)	3FGM	5 3 times (@ UTA, 2/25/22)	3FGM	4 2 times (vs. PHX, 5/8/22)
3FGA	15 vs. MIA 3/8/20	3FGA	8 at PHI 5/23/21	3FGA	10 at MIA 12/28/21	3FGA	7 2 times (@ PHX, 5/4/22)
FTM	9 vs. CHI 12/29/20	FTM	4 2 times (vs. PHI, 5/31/21)	FTM	5 at OKC 11/26/21	FTM	3 2 times (vs. PHX, 5/12/22)
FTA	10 vs. ATL 3/6/20	FTA	5 at GSW 4/14/18	FTA	5 2 times (@ SAC, 12/15/21)	FTA	4 vs. PHX 5/12/22
OREB	4 at MIA 12/6/19	OREB	2 vs. GSW 5/20/17	OREB	2 2 times (vs. POR, 4/8/22)	OREB	1 4 times (vs. GSW, 5/24/22)
DREB	10 at BOS 11/13/19	DREB	5 2 times (@ PHI, 5/23/21)	DREB	6 vs. POR 4/8/22	DREB	4 vs. GSW 5/24/22
TREB	10 2 times (@ MIA, 12/6/19)	TREB	5 3 times (vs. GSW, 5/24/22)	TREB	8 vs. POR 4/8/22	TREB	5 vs. GSW 5/24/22
ASTS	6 vs. POR 4/8/22	ASTS	3 at GSW 4/24/18	ASTS	6 vs. POR 4/8/22	ASTS	2 at PHX 5/4/22
STLS	4 vs. PHX 1/29/19	STLS	2 2 times (@ GSW, 5/18/22)	STLS	2 2 times (vs. HOU, 1/5/22)	STLS	2 at GSW 5/18/22
BLKS	4 at OKC 12/3/17	BLKS	2 at MEM 4/22/17	BLKS	2 vs. OKC 1/11/22	BLKS	1 2 times (@ PHX, 5/15/22)
MINS	40 vs. ORL 12/3/19	MINS	31 vs. PHI 5/29/21	MINS	31 at DEN 12/13/21	MINS	19 at PHX 5/10/22





REGGIE BULLOCK

10TH SEASON IN THE NBA

2ND SEASON WITH THE MAVS

HEIGHT
6'6"WEIGHT
205BIRTHDAY
3.16.91ACQUIRED
SIGNED (8/6/21)PRIOR TO NBA
NORTH CAROLINACOUNTRY
USA

FORWARD/GUARD

CAREER TRANSACTIONS

- » Selected by L.A. Clippers in the first round (25th overall) of the 2013 NBA Draft.
- » Traded by the Clippers to Phoenix in a three-team deal that sent Austin Rivers from Boston to the Clippers, Chris Douglas-Roberts and a 2017 second-round pick from the Clippers to Boston and Shavlik Randolph from Phoenix to Boston (1/15/15).
- » Traded by Phoenix with Danny Granger and Marcus Morris to Detroit in exchange for a 2020 second-round pick (7/9/15).
- » Traded by Detroit to the L.A. Lakers in exchange for Svi Mykhailiuk and a 2021 second-round pick (2/9/19).
- » Signed by New York (7/16/19).
- » Signed by Dallas (8/6/21).

PROFESSIONAL CAPSULE

- » Holds career averages of 7.8 points, 2.5 rebounds, 1.2 assists and 22.5 minutes in 434 games (239 starts) with the L.A. Clippers, Phoenix, Detroit, the L.A. Lakers, New York and Dallas.
- » Shoots 42.7% (1,215-2,843 FG) from the field, 38.5% (701-1,820 3FG) from 3-point range and 84.2% (251-298 FT) from the line.
- » Finished 2017-18 season second in the NBA in 3FG% (.445, 125-281 3FG) behind Darren Collison (.468, 96-205 3FG).

SEASON HIGHLIGHTS

2021-22 (Dallas)

- » Appeared in career-high 68 games (37 starts), averaging 8.6 points, career-best 3.5 rebounds and 1.2 assists in 27.9 minutes while leading the team in plus-minus (career-high +4.0).
- » Shot 36.0% (141-392 3FG) from 3-point range and 83.3% (40-48 FT) from the FT line.
- » Five games with 20+ points (4-1 record)...15 games with 15+ points (13-2 record)...25 games with 10+ points (21-4 record)...eight games with 5+ 3-pointers (6-2 record).
- » As a starter, averaged 9.7 points (.371 3FG, .844 FT), 3.6 rebounds and 1.5 assists in 31.9 minutes (DAL went 26-11 with him in the starting lineup).
- » Over his final 28 games (DAL went 21-7), averaged 12.0 points while shooting 40.1% (87-217 3FG) from 3-point range (compared to 6.2 ppg on .309 3FG% in his first 40 games when DAL went 23-17).
- » Reached 3,000 career points on a 3-pointer at the 9:19 mark of the first quarter at HOU (1/7/22)...it was his second of four opening-quarter treys (12 points on 4-6 3FG in 1st quarter).
- » Season-high 23 points (8-11 FG, 6-8 3FG, 1-1 FT), including 14 (5-5 FG, 3-3 3FG, 1-1 FT) in second quarter, in 24 minutes vs. IND (1/29/22).
- » Season-high-tying 23 points (8-16 FG, 5-13 3FG, 2-2 FT) to go with 8 rebounds and season-high-tying 3 steals in 38 minutes vs. OKC (2/2/22).
- » 20 points (4-11 3FG, 6-6 FT) and 4 rebounds in 36 minutes vs. PHI (2/4/22).
- » 22 points (8-14 FG, 6-10 3FG), including 10 in the fourth quarter, to go with a season-high 9 rebounds, 2 assists and 2 steals vs. ATL (2/6/22), marking the first time in his career he totaled 20+ points, 8+ rebounds and 2+ assists in the same game.
- » Posted three consecutive 20-point games (23 vs. OKC 2/2/22, 20 vs. PHI 2/4/22, 22 vs. ATL 2/6/22), marking the first time in his career he accomplished the feat...also produced 20+ points four times in a span of five games (23 vs. IND 1/29/22) and averaged 19.6 points (.492 FG, .480 3FG, 1.000 FT) and 6.0 assists over the five-game stretch (1/29-2/6/22).
- » Scored 10+ points in a season-high nine consecutive games (1/26-2/12/22), tying the third-longest double-figure scoring streak of his career (22 games, 2/9-3/31/18; 15 games, 4/11-5/9/21; 9 games, 1/2-1/18/19)...averaged 17.0 points (.495 FG, .481 3FG, 1.000 FT) and 4.9 rebounds over the nine-game stretch.
- » Season-high-tying 23 points (8-11 FG, 7-11 3FG), including 11 (4-4 FG, 3-3 3FG) in second quarter, to go with 4 rebounds in 35 minutes vs. UTA (3/27/22)...his 7 3-pointers tied a career high (7-12 3FG at MIN 12/19/18, 7-14 3FG vs. MIA 2/7/21) and marked his most in a Mavericks uniform.
- » Knocked down his 700th career 3-pointer at the 4:21 mark of the second quarter vs. POR (4/8/22).
- » Missed one game due to a non-COVID illness (11/23/21), five games due to health and safety protocols (12/19-12/27/21), one game for return to competition reconditioning (12/29/21), one game due to right knee soreness (1/17/22), two games due to a left hip contusion (2/15-2/17/22) and four games due to personal reasons (3/13-3/19/22).

2020-21 (New York)

- » Averaged 10.9 points, 3.4 rebounds, 1.5 assists and 30.0 minutes in 65 games (64 starts) while shooting 44.2% (248-561 FG) from the field, 41.0% (163-398 3FG) from 3-point range and 90.9% (50-55 FT) from the line.
- » 37 games with 10+ points (27-10 record)...five games with 20+ points...10 games with 5+ 3FG (7-3 record).
- » 21 points, including season-high 7 3FG (7-17 FG, 7-14 3FG), 3 rebounds, 2 assists and season-high 4 steals in 31 minutes vs. MIA (2/7/21).
- » Season-high 24 points (8-17 FG, 5-12 3FG, 3-3 FT), 4 rebounds, 3 assists, 2 steals and 1 block in 46 minutes at LAC (5/9/21).
- » Missed two games with right hip soreness (1/11-1/13/21), three games with neck soreness (1/24-1/29/21) and two games with a sprained right ankle (3/25-3/27/21).

2019-20 (New York)

- » In injury-shortened season, played in a career-low 29 games (19 starts) and averaged 8.1 points and 2.3 rebounds in 23.6 minutes...shot 33.3% (37-111 3FG) from 3-point range and 81.0% (17-21 FT) from the line.
- » Made 19 straight starts (1/7-2/21/20), averaging 9.8 points in 26.6 minutes.
- » Recorded 10 double-figure scoring games and one 20+ point effort.
- » Season-high 21 points (8-18 FG, 5-10 3FG) with 4 rebounds, 1 assist and 1 steal in 37 minutes at ATL (2/9/20).





- » Played in 300th career game vs. DET (3/8/20).
- » Missed first 33 games of season due to cervical disc herniation surgery and personal reasons (10/23-12/28-19)...missed one game due to sore neck (1/16/20) and two games (2/29-3/2/20) due to illness.

2018-19 (Detroit and L.A. Lakers)

- » In 63 games (60 starts), averaged career-high-tying 11.3 points, 2.7 rebounds, career-high 2.0 assists and 29.8 minutes with DET and LAL.
- » In 44 games (all starts) with DET, averaged 12.1 points, 2.8 rebounds and 2.5 assists in 30.8 minutes before being traded (2/9/19)...averaged 9.3 points, 2.6 rebounds and 1.1 assists in 27.6 minutes over 19 games (16 starts) for LAL.
- » For the season, shot 37.7% (148-393 3FG) from 3-point range and 85.9% (73-85 FT) from the line.
- » Recorded 36 double-figure scoring games, including one 30-point effort and three 20-point games.
- » Career-high 33 points (12-21 FG, 7-12 3FG, 2-2 FT) to go with 3 rebounds, 1 assist and 1 steal in 43 minutes at MIN (12/19/18).
- » Missed 18 games due to injury, including eight games with a left ankle sprain (10/17/18, 11/3-11/5/18, 12/5-12/12/18, 1/29/19), four games due to right plantar fasciitis (3/24-3/29/19) and four games with neck stiffness (4/4-4/9/19).

2017-18 (Detroit)

- » In 62 games (52 starts), averaged career-high 11.3 points, 2.5 rebounds, 1.5 assists and 27.9 minutes...shot a career-high 48.9% (267-546 FG) from the field, career-best 44.5% (125-281 3FG) from 3-point range (2nd in NBA) and 79.6% (39-49 FT) from the line.
- » Scored 10+ points on 39 occasions, including eight 20-point efforts...over final 31 games of the season, scored at least 11 points 28 times.
- » Scored a season-high 22 points twice...22 points (9-14 FG, 4-7 3FG) in 34 minutes vs. SAS (12/30/17)...22 points (9-15 FG, 4-6 3FG, 0-1 FT), 2 rebounds and 2 assists in 30 minutes vs. CLE (1/30/18).
- » Missed first five games of the season due to NBA suspension (10/18-10/25/17), one game with a sprained right thumb (1/24/18) and last four games of the season with left knee swelling (4/6-4/11/18).

2016-17 (Detroit)

- » Averaged 4.5 points, 2.1 rebounds and 0.9 assists over 15.1 minutes in 31 games (5 starts)...shot 42.2% (54-128 FG) from the field, 38.4% (28-73 3FG) from 3-point range and 71.4% (5-7 FT) from the line.
- » Four games with 10+ points, including a season-high 17 points (6-9 FG, 5-6 3FG), 2 rebounds, 3 assists and 2 steals in 29 minutes at ORL (4/12/17).

2015-16 (Detroit)

- » Came off the bench in 37 games, averaging 3.3 points and 1.8 rebounds in 11.6 minutes.
- » Season-best 16 points (6-9 FG, 3-5 3FG, 1-1 FT) in 26 minutes vs. PHI (2/24/16).
- » Assigned to the G League's Grand Rapids Drive for one day (12/19-12/20/15) and scored a game-high 29 points (10-12 FG, 6-8 3FG, 3-4 FT) to go with 5 rebounds, 5 assists and game-high 4 steals in 36 minutes vs. Iowa (12/19/15).
- » Missed 45 games, including one with a broken nose (2/10/16).

2014-15 (L.A. Clippers and Phoenix)

- » In 36 games (2 starts) with LAC and PHX, averaged 1.9 points and 1.4 rebounds in 9.4 minutes...before being traded (1/15/15), appeared in 25 games (2 starts) for LAC and averaged 2.6 points, 1.6 rebounds and 10.5 minutes...averaged 6.8 minutes in 11 games for PHX.
- » Season-best 12 points (4-7 FG, 4-6 3FG), 2 rebounds and 1 assist in 18 minutes vs. UTA (11/3/14).
- » Assigned to the G League's Bakersfield's Jam twice...in four games (all starts), averaged 23.8 points, 9.8 rebounds, 2.8 assists, 1.5 steals, 1.3 blocks and 35.3 minutes.
- » Missed 44 games, including four for G League assignments (1/30-1/31/15, 2/8-2/10/15), one due to right ankle sprain (12/6/14) and two with a concussion (4/12-4/14/15).

2013-14 (L.A. Clippers)

- » As a rookie, came off the bench in 43 games, averaging 2.7 points and 1.3 rebounds in 9.2 minutes.
- » Made NBA debut at LAC (10/29/13) and scored 2 points in 1 minute.
- » Four 10-point games, including season-high 14 points (5-9 FG, 2-3 3FG, 2-2 FT) to go with 3 rebounds in 26 minutes vs. CLE (3/16/14).
- » Missed 39 games, including seven with a sprained left ankle (12/11/13, 12/18/13, 12/22-12/25/13, 1/1-1/4/14).

PLAYOFF CAPSULE

- » In 27 playoff games (23 starts) with the L.A. Clippers, Detroit, New York and Dallas, has averaged 9.2 points, 3.7 rebounds, 1.5 assists and 33.2 minutes while shooting 39.3% (64-163 3FG) from 3-point range and 87.0% (20-23 FT) from the line.
- » **2022 (DAL):** Started all 18 games for the Mavericks during their run to the Western Conference Finals and averaged playoff career highs of 10.6 points, 4.6 rebounds, 1.7 assists and 1.2 steals in 39.3 minutes...went 52-of-131 (.397) from 3-point range, setting a franchise record for the most 3-pointers made in a single postseason while finishing fifth among all players in 3-pointers made during the 2022 playoffs...10 games with 10+ points, including six games with 15+ points...knocked down a playoff career-high 6 3-pointers twice in the Western Conference Finals (playoff career-high 21 points on 6-10 3FG in Game 2 at GSW 5/20/22, 18 points on 6-10 3FG in Game 4 vs. GSW 5/24/22).
- » **2021 (NYK):** Averaged 8.8 points, 3.4 rebounds, 1.2 assists and 32.4 minutes in five first-round starts against ATL...three games with 10+ points...15 points (5-8 FG, 4-7 3FG, 1-2 FT), 4 rebounds, 1 assist and 1 steal in 31 minutes in Game 2 vs. ATL (5/26/21).
- » **2016 (DET):** Appeared in two first-round games vs. CLE, averaging 6.0 points, 1.0 rebounds and 1.5 assists in 11.0 minutes...shot 83.3% (5-6 FG) from the field and 66.7% (2-3 3FG) from 3-point range.
- » **2014 (LAC):** Played 5 total minutes in two games off the bench...NBA postseason debut in the first round at GSW (5/1/14).

COLLEGE CAPSULE

- » Averaged 9.9 points, 5.0 rebounds and 1.7 assists in 24.6 minutes in 100 games (53 starts) over three seasons at North Carolina...finished collegiate career ranked eighth in school history with 188 3-pointers...All-ACC Second Team and First Team ACC All-Tournament honors as a junior...scored in double figures 54 times and had six double-doubles.
- » **2012-13:** As a junior, averaged career highs of 13.9 points, 6.5 rebounds, 2.9 assists and 1.3 steals in 31.4 minutes in 35 games (all starts)...USBWA All-District selection and NABC Second Team All-District...ranked second on team in 3-pointers (88, 3rd-most in a UNC single-season) and rebounding (6.5 rpg) and third in scoring, assists (101) and steals (44)...recorded six 20-point games and scored in double figures 28 times...among ACC leaders, was third in 3FG% (.436, 88-202 3FG), fourth in 3-pointers made, 13th in scoring and 14th in rebounding...in the 2013 NCAA Tournament, averaged 10.0 points and 4.5 rebounds...en route to First Team ACC All-Tournament honors, averaged 14.3 points and a team-high 8.3 rebounds.
- » **2011-12:** As a sophomore, averaged 8.8 points (4th on team), 5.1 rebounds, 1.4 assists and 25.4 minutes in 38 games (18 starts) for the ACC champion Tar Heels...led team in 3-pointers (71) and 3FG% (.382, 71-186 3FG)...made 71 of UNC's 194 3s (36.6%) for the season...moved into the starting lineup on 1/26/12 after the season-ending injury to Dexter Strickland (16-3 record as a starter)...scored in double figures 19 times...averaged 10.5 points and 7.0 rebounds and shot 42.3% (11-26 3FG) from 3-point range in the NCAA Tournament...17 points, 10 rebounds and 5 assists in a career-high 41 minutes against Ohio in the Sweet 16...hit a 3 with 40 seconds to play in regulation to give UNC a 63-61 lead, then opened the scoring in overtime with another 3...5 3-pointers tied the second-most in an NCAA Tournament game by a Tar Heel and were the most since Wayne Ellington (5 against Villanova in 2009 Final Four)...in the 2012 ACC Tournament, averaged 9.0 points and 5.0 rebounds.
- » **2010-11:** As a freshman, averaged 6.1 points (6th on team, 2nd off bench on team) in 27 games off the bench...tore the lateral meniscus in his left knee in win over Maryland (2/27/11)...had surgery (3/7/11) to repair the injury and missed the rest of the season.

PERSONAL CAPSULE

- » Full name is Reginald Ryedell Bullock...last name is pronounced Bull-LOCK.





- » Born in Baltimore but grew up in Kinston, North Carolina.
- » Named the 2022 Kareem Abdul-Jabbar Social Justice Champion for his dedication to pursuing social justice and advancing Abdul-Jabbar's life mission to engage, empower and drive equality for individuals and groups who have been historically marginalized or systemically disadvantaged, specifically within the LGBTQ+ community.
- » Made a \$25,000 donation to GLAAD in the summer of 2018 in honor of his late sister, Mia Henderson...co-hosted a virtual discussion with Rebecca Haarlow on LGBTQ rights in summer 2020.
- » Would like to open a group home when he's done playing basketball...has interest in working with youths in group homes and mentoring inmates.
- » Majored in communications studies.
- » Finished second behind John Wall in the AP Player of the Year voting for the state of North Carolina as a high school junior at Kinston H.S....selected to Jordan Brand and McDonald's All-American teams as a senior...played on Chris Paul's U15 AAU squad.
- » On twitter @ReggieBullock35.

REGGIE BULLOCK - NBA REGULAR SEASON STATISTICS

SEASON	TEAM	GP	GS	MIN	FG	FGA	FG%	3PM	3PA	3P%	FT	FTA	FT%	OR	DR	TOT	A	ST	TO	BS	PTS	PPG
2013-14	LAC	43	0	396	43	121	.355	22	73	.301	7	9	.778	11	43	54	12	9	13	1	115	2.7
2014-15	LAC	25	2	263	23	54	.426	15	39	.385	4	5	.800	0	40	40	6	9	6	2	65	2.6
Went from LAC to PHX.																						
2014-15	PHX	11	0	75	1	16	.063	0	7	.000	2	4	.500	1	9	10	2	1	2	2	4	0.4
2014-15	TOT	36	2	337	24	70	.343	15	46	.326	6	9	.667	1	49	50	8	10	8	4	69	1.9
2015-16	DET	37	0	429	43	98	.439	22	53	.415	14	15	.933	14	54	68	27	10	8	2	122	3.3
2016-17	DET	31	5	467	54	128	.422	28	73	.384	5	7	.714	13	51	64	29	18	10	3	141	4.5
2017-18	DET	62	52	1,732	267	546	.489	125	281	.445	39	49	.796	27	127	154	95	47	47	13	698	11.3
2018-19	DET	44	44	1,355	182	441	.413	114	294	.388	56	64	.875	20	103	123	109	24	54	5	534	12.1
Went from DET to LAL.																						
2018-19	LAL	19	16	524	63	153	.412	34	99	.343	17	21	.810	2	48	50	20	16	11	7	177	9.3
2018-19	TOT	63	60	1,878	245	594	.412	148	393	.377	73	85	.859	22	151	173	129	40	65	12	711	11.3
2019-20	NYK	29	19	684	90	224	.402	37	111	.333	17	21	.810	13	55	68	42	25	19	3	234	8.1
2020-21	NYK	65	64	1,949	248	561	.442	163	398	.410	50	55	.909	16	207	223	99	52	45	11	709	10.9
2021-22	DAL	68	37	1,902	201	501	.401	141	392	.360	40	48	.833	33	208	241	83	41	40	14	583	8.6
TOTALS		434	239	9,769	1,215	2,843	.427	701	1,820	.385	251	298	.842	150	945	1,095	524	252	255	63	3,382	7.8
PER GAME		--	--	22.5	2.8	6.6	--	1.6	4.2	--	0.6	0.7	--	0.3	2.2	2.5	1.2	0.6	0.6	0.1	7.8	--

REGGIE BULLOCK - NBA POSTSEASON STATISTICS

SEASON	TEAM	GP	GS	MIN	FG	FGA	FG%	3PM	3PA	3P%	FT	FTA	FT%	OR	DR	TOT	A	ST	TO	BS	PTS	PPG
2013-14	LAC	2	0	5	1	1	1.000	0	0	.000	0	0	.000	0	0	0	1	0	0	0	2	1.0
2015-16	DET	2	0	22	5	6	.833	2	3	.667	0	0	.000	0	2	2	3	1	0	0	12	6.0
2020-21	NYK	5	5	162	15	39	.385	10	29	.345	4	5	.800	5	12	17	6	3	4	1	44	8.8
2021-22	DAL	18	18	707	61	151	.404	52	131	.397	16	18	.889	8	74	82	30	22	8	1	190	10.6
TOTALS		27	23	895	82	197	.416	64	163	.393	20	23	.870	13	88	101	40	26	12	2	248	9.2
PER GAME		--	--	33.1	3.0	7.3	--	2.4	6.0	--	0.7	0.9	--	0.5	3.3	3.7	1.5	1.0	0.4	0.1	9.2	--


	REG CAREER HIGHS	POST CAREER HIGHS	2021-22 REG HIGHS	2021-22 POST HIGHS
PTS	33 at MIN 12/19/18	21 at GSW 5/20/22	23 3 times (vs. UTA, 3/27/22)	21 at GSW 5/20/22
FGM	12 at MIN 12/19/18	7 vs. PHX 5/12/22	8 4 times (vs. UTA, 3/27/22)	7 vs. PHX 5/12/22
FGA	21 2 times (@ MIN, 12/19/18)	15 vs. PHX 5/12/22	16 vs. OKC 2/2/22	15 vs. PHX 5/12/22
3FGM	7 3 times (vs. UTA, 3/27/22)	6 2 times (vs. GSW, 5/24/22)	3FGM 7 vs. UTA 3/27/22	3FGM 6 2 times (vs. GSW, 5/24/22)
3FGA	14 vs. MIA 2/7/21	11 vs. PHX 5/12/22	3FGA 13 vs. OKC 2/2/22	3FGA 11 vs. PHX 5/12/22
FTM	6 vs. PHI 2/4/22	3 3 times (@ GSW, 5/20/22)	FTM 6 vs. PHI 2/4/22	FTM 3 2 times (@ GSW, 5/20/22)
FTA	6 2 times (vs. PHI, 2/4/22)	3 4 times (@ GSW, 5/20/22)	FTA 6 vs. PHI 2/4/22	FTA 3 3 times (@ GSW, 5/20/22)
OREB	4 2 times (@ MIN, 3/25/22)	3 2 times (vs. PHX, 5/12/22)	OREB 4 2 times (@ MIN, 3/25/22)	OREB 3 vs. PHX 5/12/22
DREB	8 3 times (vs. ATL, 2/6/22)	6 6 times (@ PHX, 5/2/22)	DREB 8 vs. ATL 2/6/22	DREB 6 6 times (@ PHX, 5/2/22)
TREB	9 vs. ATL 2/6/22	7 3 times (vs. PHX, 5/12/22)	TREB 9 vs. ATL 2/6/22	TREB 7 3 times (vs. PHX, 5/12/22)
ASTS	6 6 times (vs. ORL, 1/16/19)	4 2 times (vs. GSW, 5/22/22)	ASTS 4 3 times (vs. GSW, 3/3/22)	ASTS 4 2 times (vs. GSW, 5/22/22)
STLS	4 2 times (vs. TOR, 4/11/21)	3 2 times (vs. PHX, 5/6/22)	STLS 3 3 times (vs. GSW, 3/3/22)	STLS 3 2 times (vs. PHX, 5/6/22)
BLKS	2 5 times (@ GSW, 2/27/22)	1 2 times (@ UTA, 4/23/22)	BLKS 2 at GSW 2/27/22	BLKS 1 at UTA 4/23/22
MINS	47 vs. PHI 3/21/21	46 at UTA 4/23/22	MINS 42 vs. GSW 3/3/22	MINS 46 at UTA 4/23/22







SPENCER DINWIDDIE



9TH SEASON IN THE NBA

HEIGHT
6'5"

2ND SEASON WITH THE MAVS

WEIGHT
215

BIRTHDAY
4.6.93

ACQUIRED
ACQUIRED FROM WAS (2/10/22)

PRIOR TO NBA
COLORADO

COUNTRY
USA

GUARD

CAREER TRANSACTIONS

- » Selected by Detroit in the second round (38th overall pick) of the 2014 NBA Draft...rights traded by Detroit to Chicago in exchange for Cameron Bairstow (6/17/16).
- » Waived by Chicago (7/7/16).
- » Signed by Chicago (7/28/16).
- » Waived by Chicago (10/21/16).
- » Signed a multi-year contract with Brooklyn (12/8/16).
- » Signed contract extension with Brooklyn (12/14/18).
- » As part of a five-team deal, traded from Brooklyn (after signing a multi-year contract) to Washington (8/6/21).
- » Traded by Washington with Davis Bertans to Dallas in exchange for Kristaps Porzingis and a second-round pick (2/10/22).

PROFESSIONAL CAPSULE

- » Holds career averages of 13.0 points, 3.0 rebounds, 5.0 assists and 26.4 minutes in 387 games (184 starts) with Detroit, Brooklyn, Washington and Dallas.
- » Hit consecutive game-winning 3-pointers for the Mavericks at BOS (3/13/22) and at BKN (3/16/22) and now has 11 career game-winning FG in the final minute of a game – the most in NBA since 2017-18.
- » Was one of three players, along with Giannis Antetokounmpo and Bojan Bogdanovic, to increase his scoring average in every season between 2014-15 and 2019-20 (from 4.3 ppg as a rookie with Detroit in 2014-15 to a career-best 20.6 ppg with Brooklyn in 2019-20).

SEASON HIGHLIGHTS

2021-22 (Washington and Dallas)

- » Averaged 13.7 points, 4.2 rebounds, 5.2 assists and 29.6 minutes in 67 games (51 starts) with WAS and DAL.
- » In 23 games (7 starts) with DAL, averaged 15.8 points, 3.1 rebounds, 3.9 assists and 28.2 minutes while shooting 49.8% (121-243 FG) from the field and 40.4% (42-104 3FG) from 3-point range...DAL went 18-5 with him in the lineup, including 13-4 when he scored in double figures and 6-1 when he tallied 20+ points.
- » Among NBA leaders, ranked 27th in assists (5.2 apg).
- » Recorded seven double-doubles (all with WAS), including first career triple-double...one game with 35+ points (with DAL)...two games with 30+ points (1 with DAL)...five games with 25+ points (2 with DAL)...16 games with 20+ points (7 with DAL)...25 games with 15+ points (10 with DAL)...47 games with 10+ points (19 with DAL)...three games with 10+ rebounds (all with WAS)...seven games with 10+ assists (all with WAS).
- » Produced 18 double-digit scoring quarters, including six double-figure scoring fourth periods (his teams went 6-0 when he scored 10+ points in the 4th: WAS, 3-0; DAL, 3-0).
- » Posted 34 points (13-24 FG, 6-9 3FG, 2-2 FT), 6 rebounds and 9 assists in 35 minutes vs. IND (10/22/21).
- » 27 points (4-8 3FG, 7-8 FT), including 14 in third quarter, to go with 5 rebounds, 9 assists and 2 steals in 34 minutes vs. NOP (11/15/21).
- » 21 points (7-14 FG), 7 rebounds, season-high 12 assists, 1 steal and 1 block in 36 minutes at NYK (12/23/21).
- » Recorded first career triple-double with 14 points, career-high 12 rebounds and 10 assists in 30 minutes at PHI (2/2/22).
- » First 20-point effort with DAL at UTA (2/25/22) with 20 points (8-12 FG, 3-4 3FG, 1-1 FT), including 10 in fourth quarter, to go with 2 rebounds, 2 assists and 1 steal in 26 minutes.
- » In first start with DAL, scored season-high 36 points (11-22 FG, 12-13 FT), including 13 in fourth quarter, to go with 7 assists in 36 minutes vs. SAC (3/5/22)...it was tied for the fifth-highest scoring game of his career (41 at SAS 12/19/19, 39 at PHI 12/12/18, 39 vs. ATL 12/21/19, 37 vs. CHA 12/26/18, 36 at MIN 12/30/19).
- » Hit game-winning 3-pointer with 9.0 seconds left in DAL's 95-92 win at BOS (3/13/22)...finished with 18 points, 5 rebounds, 4 assists and 1 steal in 37 minutes.
- » Scored 22 points (6-14 FG, 2-6 3FG, 8-8 FT), including 15 in fourth quarter (highest-scoring quarter of season) and the game-winning 3-pointer at the buzzer, to go with 4 rebounds, 3 assists and 3 steals in 33 minutes in 113-111 win at BKN (3/16/22)...recorded his second straight game-winning FG in the final minute of a game and the 11th of his career (most in NBA since 2017-18) but it was his first career buzzer-beater.
- » Missed one game for rest (10/28/21), six games due to right knee injury recovery (11/18/21, 11/27/21, 12/6/21, 12/16/21, 3/19/22, 3/30/22), three games due to health and safety protocols (12/30/21-1/3/22), one game for return to competition reconditioning (1/5/22) and two games with the trade transition (2/10-2/12/22).

2020-21 (Washington)

- » Appeared in only three games during the 2020-2021 season after undergoing surgery to repair a partially torn ACL (suffered 12/27/20). Scored 20 points, posted 13 rebounds and dished out 9 assists in those three games.

2019-20 (Brooklyn)

- » Averaged career-high 20.6 points along with averaging 3.5 rebounds, 6.8 assists and 31.2 minutes in 64 games (49 starts).
- » Set then-single-season career highs in ppg, rpg, FTM/game (5.4), FTA/game (7.0), total FTM (347), total FTA (446), apg, mpg, offensive rating (110.5), net rating (1.1) and usage rate (.287).
- » Increased his ppg and FTM/game for the sixth straight season.
- » Led the team in apg, free throws made and free throws attempted, while ranking second in ppg and offensive rating and third in double-doubles (nine); he had registered 10 double-doubles in his NBA career prior to the 2019-20 season, with a previous single-season career-high of seven (2017-18).
- » Was one of three Nets players to appear in every game, joining Jarrett Allen and Taurean Prince.





- » Earned his first-career Player of the Week honor for games played from 11/18 – 11/24/19.
- » Finished 18th in the league in apg (6th in the East).
- » Ranked ninth in the league in drives/game (17.1) and drive ppg (10.5); he increased his drives/game and drive ppg in each of his four seasons as a Net.
- » His 20.6 ppg were the second-most in the league for a player who was not a first round pick, trailing only Khris Middleton's 21.1 ppg.
- » His 18 games with 10+ FTA were the most for a Nets guard in a season since Devin Harris' 28 in the 2008-09 campaign.
- » Attempted 15+ free throws four times, while no other Net in the Brooklyn era (2012-20) attempted 15+ free throws in more than one game in a season.
- » Attempted 53 free throws during 'clutch' time (last five minutes of a game with the score within five points), tied with Jimmy Butler for the most in the league...ranked seventh in the league in both 'clutch' minutes (139) and 'clutch' points (104).
- » One game with 40+ points...seven games with 30+ points...38 games with 20+ points...58 games with 10+ points.
- » His seven games with 30-or-more points eclipsed his 30-point games total from his previous five seasons combined (five); the Nets were 5-2 in games Dinwiddie tallied 30+ points.
- » Became just the sixth player in franchise history to average 20.0+ ppg and 6.5+ apg in a season, joining D'Angelo Russell (2018-19), Deron Williams (2011-12), Harris (2008-09), Stephon Marbury (1999-00 and 2000-01) and Micheal Ray Richardson (1984-85).

2018-19 (Brooklyn)

- » Averaged 16.8 points, 2.4 rebounds, 4.6 assists and 28.1 minutes in in 68 games (4 starts).
- » Shot 44.2% (366-828 FG) from the field, 33.5% (124-370 3FG) from long-range and 80.6% (287-356 FT) from the free throw line.
- » Led or tied for the team lead in points 19 times, assists 22 times, steals eight times, blocks eight times and minutes played three times.
- » Four games with 30+ points, 18 games with 20+ points, 60 games with 10+ points.
- » Finished second in the league in points per game (17.1) and assists per game (4.5) off the bench, trailing only Lou Williams in both categories.
- » Set Nets single-season records for 30-point games off the bench (four) and 25-point games off the bench (12), trailing only Williams in both categories.
- » Was one of just six players in the league to score at least a point per possession on at least 200 isolation possessions this season (1.05), joining James Harden, Khris Middleton, Kawhi Leonard, Kevin Durant and DeMar DeRozan.
- » Finished ninth in the league in drives per game (14.1), shooting 52.1% from the field on those drives.
- » Set the franchise single-season record for points scored off the bench (1,092), surpassing Armen Gilliam's previous record of 878 points, set in 1993-94.
- » Finished second in Nets single-season history in assists off the bench with 289, trailing only Leon Wood's 327 assists in 1986-87.
- » Tallied season-high 39 points in 30 minutes off the bench at PHI (12/12/18), which marked the most points ever scored by a Net off the bench against the Sixers in a game.
- » Recorded 37 points (12-of-29 FG, career-high 7-of-16 3FG, 6-of-8 FT) and a season-high 11 assists (1 turnover) in 41 minutes in a double OT win over Charlotte (12/26/18), becoming the fifth player in NBA history (since the league began tracking starters in 1970-71) to post 35+ points and 10+ assists in a game off the bench, joining the Clippers' Williams (2017-18) and Jamal Crawford (2013-14), the Bucks' Brian Winters (1981-82) and the Hawks' Pete Maravich (1973-74); Dinwiddie became the first player in NBA history to record 35+ points, 10+ assists and seven made 3-pointers in a game off the bench.
- » Notched 33 points (25 in the fourth quarter and OT) and 10 assists in 32 minutes off the bench in an overtime win at HOU (1/16/19); drilled three triples in the final 26.2 seconds of regulation to force overtime and became the second player in NBA history (since starters were first tracked in 1970-71) to register two 30-point, 10-assist games off the bench in a season, joining the Clippers' Crawford (2013-14).
- » Missed 14 games due to torn ligaments in his right thumb.

2017-18 (Brooklyn)

- » Appeared in a team-high 80 games (58 starts) and averaged 12.6 points, 3.2 rebounds and 6.6 assists in 28.8 minutes per game.
- » Shot 38.7% (324-838 FG) from the field, 32.6% (141-433 3FG) from 3-point range and 81.3% (218-268 FT) from the line.
- » Finished third in Kia NBA Most Improved Player Award voting.
- » One game with 30+ points...16 games with 20+ points...47 games with 10+ points...tallied a team-high 1,007 points total.
- » Finished third on the team with seven double-doubles (first in point/assist double-doubles) after registering one double-double in his first three seasons combined.
- » Finished second in the league in assist-to-turnover ratio (4.09), 11th in assists and ninth in assist percentage (.349).
- » Won the 2018 Taco Bell Skills Challenge at NBA All-Star weekend, becoming the second Net to win the skills challenge (Jason Kidd in 2003).
- » Became the first Net to average 6.5+ assists prior to turning 25 since Marbury averaged 7.6 as a 23-year-old in the 2000-01 season.
- » Posted 524 assists and 259 rebounds, becoming the sixth player in franchise history and the first since Kidd (2007-08) to register 500+ assists and 250+ rebounds in a season.
- » Handed out 10+ assists 14 times, the most in a season for a Net since 2012-13 (22 for D. Williams) after totaling one game with 10+ assists in his first three seasons combined.
- » Buried three game-winning shots within the last 15 seconds of games vs. MIN (1/3/18), at ATL (1/12/18) and at DET (1/21/18).
- » Tallied season-high 31 points with 5 boards and 8 assists an overtime loss to TOR (1/8/18).
- » Narrowly missed a triple-double with 20 points, 9 rebounds and 10 assists at ATL (1/12/18).
- » Missed two games due to injury (one – right hamstring tightness and one – sore right knee).

2016-17 (Brooklyn)

- » Averaged 7.3 points, 2.8 rebounds, 3.1 assists and 22.6 minutes in in 59 games (18 starts).
- » Shot 44.4% (134-302 FG) from the field, 37.6% (38-101 3FG) from 3-point range and 79.2% (126-159 FT) from the line.
- » Had 23 games with 10+ points.
- » Scored in double figures five-straight games from 1/23-1/30/17.
- » Totaled 5+ assists without recording a turnover in three-straight games (2/15-2/25/17), becoming the first Net since 1983-84 and one of two players in the league during the 2016-17 season (Butler) to accomplish that feat.
- » Posted season-high 19 points twice: vs. MIL (2/15/17) and vs. CHI (4/8/17).

2015-16 (Detroit)

- » Averaged 4.8 points, 1.4 rebounds, 1.8 assists and 13.3 minutes in in 12 games.
- » Two games with 10+ points.
- » Scored season-high 17 points at LAL (11/15/15).
- » Missed 17 games due to injury (2 games due to a sore left knee and 15 games due to a right ankle injury).

2014-15 (Detroit)

- » Averaged 4.3 points, 1.4 rebounds, 3.1 assists and 13.4 minutes in 34 games (1 start).
- » Shot 91.2% (31-34 FT) from the line.
- » One 20+ point game...four 10+ point games.
- » Recorded one double-double, which included season-high 10 assists to go along with 10 points vs. CHI (3/21/15).
- » Missed eight games due to injury (left ankle sprain).

PLAYOFF CAPSULE

- » Has appeared in three postseasons with Detroit, Brooklyn and Dallas, averaging 13.8 points, 2.4 rebounds, 3.1 assists and 27.8 minutes in 24 games (3 starts).
- » **2022 (DAL):** Appeared in all 18 games (3 starts) for DAL during its Western Conference Finals run, averaging 14.2 points, 2.4 rebounds and 3.6 assists in 27.8 minutes...shot team-high 41.7% (40-96 3FG) from 3-point range and 82.1% (55-67 FT) from the line...five games with 20+ points, including playoff career-high 30 points in DAL's Game 7 victory at PHX (5/15/22).
- » **2020 (BKN):** Played in five games against Philadelphia in the first round, recording averages of 14.6 points, 2.6 rebounds and 1.6 assists in 26.3 minutes...scored in double figures in





four of the Nets' five games...recorded a playoff career-high 19 points with three assists and one rebound in Game 2 (4/15/20).

» **2017 (DET):** Appeared in one game for the Pistons in their first-round series vs. CLE.

COLLEGE CAPSULE

- » Played three seasons at Colorado and averaged 13.0 points, 3.3 rebounds, 2.6 assists, 1.1 steals and 30.1 minutes in 86 career games (all starts).
- » Finished his collegiate career ranked third all-time in Colorado history in FT% (.830), fourth in 3FG% (.368), fifth in FTM (420), seventh in FTA (506) and 11th in starts (86).
- » Helped lead the Buffs to three straight NCAA Tournament berths (2012, 2013 and 2014) for the first time in school history.
- » **2013-14:** Played in 17 games and averaged 14.7 points, 3.1 rebounds, 3.8 assists and 1.5 steals in 31.1 minutes...tied his career high with 7 assists three times in wins over Oregon, Kansas and Elon...led the team in assists 11 times (twice shared), steals eight times (6 shared), scoring six times (once shared) and blocked shots three times (once shared)...missed the last 18 games of the season with an ACL injury.
- » **2012-13:** Started all 33 games...led the Buffs with a team-high 15.3 points per game...also averaged 3.2 rebounds and 3.0 assists in 32.5 minutes while shooting 41.5% from the field, 33.8% from 3-point range and 82.5% from the line...led the team in scoring 15 times, assists 20 times (twice shared), steals eight times (twice shared), and blocks six times (six shared)...eight games of 20+ points, including a career-high 28 points vs. Colorado State (12/5/12)...ranked fourth in FT% (.825) in the Pac-12 Conference (all games) and eighth in scoring (15.3 ppg).
- » **2011-12:** Appeared in 36 games and averaged 10.0 points, 3.6 rebounds and 1.8 assists in 27.4 minutes...named to the 2011-12 Pac-12 Conference All-Freshman Team...helped lead the Buffaloes to their first-ever conference tournament championship with a Pac-12 title...helped lead CU to the NCAA Tournament Round of 32 for the first time since 1997.

PERSONAL CAPSULE

- » Born Spencer Dinwiddie on April 6, 1993 in Los Angeles, California.
- » Is the son of Malcolm and Stephanie Dinwiddie and has one brother, Taylor.
- » Graduated from Los Angeles' Taft High School with honors and picked Colorado over Harvard because he wanted to compete in the Pac-12.
- » Recipient of the John R. Wooden California High School Player of the Year in 2011.
- » On Twitter @SDinwiddie25

SPENCER DINWIDDIE - NBA REGULAR SEASON STATISTICS

SEASON	TEAM	GP	GS	MIN	FG	FGA	FG%	3PM	3PA	3P%	FT	FTA	FT%	OR	DR	TOT	A	ST	TO	BS	PTS	PPG
2014-15	DET	34	1	455	51	169	.302	12	65	.185	31	34	.912	4	44	48	104	19	33	6	145	4.3
2015-16	DET	12	0	159	19	54	.352	1	10	.100	19	33	.576	4	13	17	22	3	7	0	58	4.8
2016-17	BKN	59	18	1,334	134	302	.444	38	101	.376	126	159	.792	27	137	164	185	44	66	23	432	7.3
2017-18	BKN	80	58	2,306	324	838	.387	141	433	.326	218	268	.813	40	219	259	524	68	128	23	1,007	12.6
2018-19	BKN	68	4	1,914	366	828	.442	124	370	.335	287	356	.806	26	140	166	311	40	152	17	1,143	16.8
2019-20	BKN	64	49	1,994	424	1,021	.415	123	400	.308	347	446	.778	32	189	221	432	40	174	21	1,318	20.6
2020-21	BKN	3	3	64	6	16	.375	2	7	.286	6	6	1.000	0	13	13	9	2	5	1	20	6.7
2021-22	WAS	44	44	1,330	185	492	.376	70	226	.310	116	143	.811	36	171	207	256	27	73	7	556	12.6
Went from WAS to DAL																						
2021-22	DAL	23	7	650	121	243	.498	42	104	.404	79	109	.725	9	63	72	90	17	31	6	363	15.8
2021-22	TOT	67	51	1,980	306	735	.416	112	330	.339	195	252	.774	45	234	279	346	44	104	13	919	13.7
TOTALS		387	184	10,204	1,630	3,963	.411	553	1,716	.322	1,229	1,554	.791	178	989	1,167	1,933	260	669	104	5,042	13.0
PER GAME		--	--	26.4	4.2	10.2	--	1.4	4.4	--	3.2	4.0	--	0.5	2.6	3.0	5.0	0.7	1.7	0.3	13.0	--

SPENCER DINWIDDIE - NBA POSTSEASON STATISTICS

SEASON	TEAM	GP	GS	MIN	FG	FGA	FG%	3PM	3PA	3P%	FT	FTA	FT%	OR	DR	TOT	A	ST	TO	BS	PTS	PPG
2015-16	DET	1	0	2	1	1	1.000	0	0	.000	0	0	.000	0	0	0	1	0	0	0	2	2.0
2018-19	BKN	5	0	131	27	62	.435	9	24	.375	10	14	.714	4	9	13	8	2	8	0	73	14.6
2020-21	BKN	0	0	0	0	0	0	0	0	0	0	0	0	0	0	0	0	0	0	0	0	0.0
2021-22	DAL	18	3	501	80	192	.417	40	96	.417	55	67	.821	8	36	44	65	15	29	6	255	14.2
TOTALS		24	3	632	108	255	.424	49	120	.408	65	81	.802	12	45	57	74	17	37	6	330	13.8
PER GAME		--	--	26.3	4.5	10.6	--	2.0	5.0	--	2.7	3.4	--	0.5	1.9	2.4	3.1	0.7	1.5	0.2	13.8	--

	REG CAREER HIGHS		POST CAREER HIGHS		2021-22 REG HIGHS		2021-22 POST HIGHS
PTS	41 at SAS 12/19/19	PTS	30 at PHX 5/15/22	PTS	36 vs. SAC 3/5/22	PTS	30 at PHX 5/15/22
FGM	14 at SAS 12/19/19	FGM	11 at PHX 5/15/22	FGM	13 vs. IND 10/22/21	FGM	11 at PHX 5/15/22
FGA	31 at MIN 12/30/19	FGA	21 at UTA 4/21/22	FGA	24 vs. IND 10/22/21	FGA	21 at UTA 4/21/22
3FGM	7 vs. CHA 12/26/18	3FGM	5 3 times (@ GSW, 5/26/22)	3FGM	6 vs. IND 10/22/21	3FGM	5 3 times (@ GSW, 5/26/22)
3FGA	16 vs. CHA 12/26/18	3FGA	10 vs. GSW 5/22/22	3FGA	10 2 times (vs. POR, 1/15/22)	3FGA	10 vs. GSW 5/22/22
FTM	14 2 times (vs. CHI, 3/8/20)	FTM	10 vs. UTA 4/16/22	FTM	12 vs. SAC 3/5/22	FTM	10 vs. UTA 4/16/22
FTA	17 vs. NYK 12/26/19	FTA	16 vs. UTA 4/16/22	FTA	13 vs. SAC 3/5/22	FTA	16 vs. UTA 4/16/22
OREB	5 at PHI 2/2/22	OREB	2 2 times (@ UTA, 4/23/22)	OREB	5 at PHI 2/2/22	OREB	2 2 times (@ UTA, 4/23/22)
DREB	10 at ORL 11/13/21	DREB	4 2 times (vs. PHX, 5/6/22)	DREB	10 at ORL 11/13/21	DREB	4 2 times (vs. PHX, 5/6/22)
TREB	12 at PHI 2/2/22	TREB	5 at UTA 4/21/22	TREB	12 at PHI 2/2/22	TREB	5 at UTA 4/21/22
ASTS	14 vs. MIA 1/10/20	ASTS	8 2 times (vs. GSW, 5/24/22)	ASTS	12 at NYK 12/23/21	ASTS	8 2 times (vs. GSW, 5/24/22)
STLS	3 10 times (@ PHI, 3/18/22)	STLS	3 at UTA 4/21/22	STLS	3 2 times (@ PHI, 3/18/22)	STLS	3 at UTA 4/21/22
BLKS	3 2 times (@ CLE, 11/25/19)	BLKS	2 at GSW 5/26/22	BLKS	2 vs. BOS 1/23/22	BLKS	2 at GSW 5/26/22
MINS	43 vs. NOP 2/10/18	MINS	41 at UTA 4/21/22	MINS	42 at MIA 12/28/21	MINS	41 at UTA 4/21/22





LUKA DONČIĆ



5TH SEASON IN THE NBA

5TH SEASON WITH THE MAVS

HEIGHT
6'7"WEIGHT
230BIRTHDAY
2.28.99ACQUIRED
SIGNED EXTENSION (8/10/21)PRIOR TO NBA
REAL MADRIDCOUNTRY
SLOVENIA

GUARD

CAREER TRANSACTIONS

- » Played in Spain (2012-18).
- » Selected by Atlanta in the first round (third overall pick) of the 2018 NBA Draft...draft rights traded to Dallas in exchange for the draft rights to the fifth overall pick Trae Young and a protected 2019 first-round pick.
- » Signed contract extension with Dallas (8/10/21).

PROFESSIONAL CAPSULE

- » Holds career averages of 26.4 points, 8.5 rebounds, 8.0 assists, 1.1 steals and 33.8 minutes in 264 games (all starts).
- » Among NBA all-time leaders, ranks 10th in triple-doubles (46), eighth in 20-point triple-doubles (41), sixth in 25-point triple-doubles (34), T-5th in 30-point triple-doubles (21) and second in 30-point, 10-rebound, 15-assist games (8).
- » Has been named to the Kia All-NBA First Team in each of the last three seasons (2019-20, 2020-21, 2021-22), joining Kevin Durant, Tim Duncan and Max Zaslofsky as the only players to garner three All-NBA First Team selections before age 24...also became one of four players (Larry Bird, George Gervin, Duncan) to earn three-or-more All-NBA honors within their first four seasons since the ABA/NBA merger (1976-77)...when he garnered his second All-NBA First Team selection in 2020-21, became the youngest player in league history (22 years, 77 days) to earn multiple All-NBA First Team accolades.
- » Earned third straight All-Star selection in 2022, joining Kobe Bryant, LeBron James, Shaquille O'Neal, Isaiah Thomas, Kyrie Irving and Anthony Davis as the only players to receive three All-Star nods before their 23rd birthday.
- » Started consecutive All-Star games in 2020 and 2021, becoming the sixth player in NBA history to start multiple All-Star games at age 22-or-younger (James, Bryant, O'Neal, Thomas, Rick Barry)...joined Dirk Nowitzki (2007, 2010) as the only Mavericks to start multiple All-Star games while becoming the only Maverick voted in as a starter twice (Nowitzki was named a replacement starter both times)...became the youngest European-born player (20 years, 353 days) to start an All-Star Game in his first ever ASG appearance in 2020.
- » Dallas' all-time leader in triple-doubles (46), having produced more than the rest of the Mavericks franchise combined (40)...is the only Maverick to record 10+ triple-doubles in a single season, having accomplished the feat in each of the last three seasons (17 in 2019-20, 11 in 2020-21, 10 in 2021-22)...is also the franchise's career leader in 20-point triple-doubles (41), 25-point triple-doubles (34), 30-point triple-doubles (21) and 40-point triple-doubles (2 - only Maverick to record a 40-point triple-double)...needed just 119 games to tie Jason Kidd's then-team record of 21 triple-doubles and 122 games to break it (Kidd played 500 games with Dallas).
- » Scored a career-high 51 points, including 28 in the first quarter, in 40 minutes vs. LAC (2/10/22), tying the franchise record for the most points in a regulation-length game (Nowitzki, 51, vs. GSW 3/23/06).
- » Has posted the highest career scoring average (26.4 ppg) in franchise history and the second-highest career assist average (8.0 apg) behind Kidd (8.4 apg) (min. 100 games with Dallas).
- » Ranks eighth in Mavericks history in career scoring (6,962), fifth in 3FGM (732), eighth in FTM (1,480), seventh in FTA (2,007), 11th in assists (2,102) and 15th in rebounds (2,256).
- » Ranks T-1st (Mark Aguirre) in franchise history in 45-point games (4), third in 40-point efforts (15), third in 35-point games (43), third in 30-point outings (88), fifth in 25-point efforts (157) and sixth in 20-point games (214)...also ranks third in team history in double-doubles (133) behind James Donaldson (136) and Nowitzki (411).
- » Has earned Western Conference Player of the Month honors twice (November 2019, February 2022), joining Nowitzki (6 times) as the only Mavericks to win the award multiple times.
- » Has been named the Western Conference Player of the Week on seven occasions (Nov. 18-24, 2019; Jan. 4-10, 2021; March 29-April 4, 2021; April 19-25, 2021; Feb. 7-13, 2022; Mar. 7-13, 2022; April 4-10, 2022), the second-most times in franchise history behind Nowitzki (16 times)...is one of two players (Devin Booker) to earn three-or-more Western Conference Player of the Week awards in each of the past two seasons.
- » Has led Dallas in points, rebounds and assists in the same game a team-record 91 times (including ties)...passed Nowitzki (38) for the franchise record in just his 139th career game at HOU (1/4/21) (Nowitzki played in 1,522 games for Dallas over 21 seasons).
- » Has recorded 174 career 20-point, 5-rebound, 5-assist games, including 49+ in each of the last three seasons (50 in 2019-20, 49 in 2020-21, 49 in 2021-22), the most by any player since he entered the league in 2018-19 (reigning two-time MVP Nikola Jokić has the 2nd-most with 168)...passed Nowitzki (130) for the most 20-5-5 efforts in franchise history with his 131st career such game vs. NOP (11/8/21).
- » In 2019-20, became the youngest player in NBA history (21 years, 168 days) to lead the league outright in triple-doubles (17).
- » Easily set the NBA record for the most triple-doubles by a player before his 21st birthday (21), 22nd birthday (32) and 23rd birthday (45) (turned 23 years old on Feb. 28, 2022).
- » Recorded the second-highest scoring average by a player before his 21st birthday in league history (24.2 ppg) behind James (25.0 ppg).
- » Added 10+ assists to each of his first seven career 40-point games, the longest streak of 40-point games with 10+ assists to begin a career in NBA history (previous: 4, Michael Adams, Dec. 1990 through Feb. 1991), before seeing it snapped in his 44-point, 9-assist effort vs. POR (2/14/21).
- » Named 2018-19 Kia NBA Rookie of the Year after receiving 98 of 100 first-place votes from a global panel of sportswriters and broadcasters...joined Kidd as the only Mavericks to win the award (Kidd shared the honor with Detroit's Grant Hill in 1994-95)...also became the first international player who did not attend a U.S. high school or college to garner the award since Spain's Pau Gasol in 2001-02...averaged 21.2 points, 7.8 rebounds and 6.0 assists as a rookie, joining Oscar Robertson (30.5 ppg, 10.1 rpg, 9.7 apg) as the only rookies in league history to average at least 20 points, 7 rebounds and 6 assists per game.

SEASON HIGHLIGHTS

2021-22 (Dallas)

- » Averaged team highs of 28.4 points, 9.1 rebounds, 8.7 assists, 1.2 steals and 35.4 minutes in 65 games (all starts), marking the second time in the last three years he averaged at





- least 28.0 points, 9.0 rebounds and 8.0 assists (28.8 ppg, 9.4 rpg and 8.8 apg in 2019-20)...now has two of the seven seasons in NBA history averaging 28.0 points, 9.0 rebounds and 8.0 assists (Robertson, 1960-61, 1961-62, 1962-63 and 1963-64; Westbrook, 2016-17).
- » Shot 45.7% (641-1,403 FG) from the field, his third consecutive season shooting at least 45.0% from the floor...connected on a career-high 201 3-pointers (201-569 3FG), topping his previous best of 192 in 2020-21...joined George McCloud (257-678 3FG, 1995-96) and Tim Hardaway Jr. (207-529 3FG, 2020-21; 204-513 3FG, 2019-20) as the only Mavericks to hit 200+ 3-pointers in a season.
 - » Among NBA leaders, ranked third in scoring, fifth in assists, 19th in rebounds, 34th in steals and eighth in minutes...finished in the top 25 for points/rebounds/assists for the third straight year and in the top 20 for the second time in the past three seasons.
 - » Led DAL in points, rebounds and assists in the same game 34 times (including ties), the second-most times a player has led his team in all three categories in 2021-22 (Jokić, 39).
 - » 10 triple-doubles (8-2 record), T-4th-most in the NBA...ranked T-2nd in 20-point triple-doubles (8), T-2nd in 25-point triples (6) and T-2nd in 30-point triple-doubles (4)...44 double-doubles (32-12 record), T-7th-most in the league...one game with 50+ points (career-high 51 vs. LAC 2/10/22)...six games with 40+ points, one shy of Aguirre's single-season record (7, 1983-84)...13 games with 35+ points (3rd consecutive season with 10+ 35-point efforts)...27 games with 30+ points (19-8 record), tied for his most in a single season (27 in 2019-20) and the second-most in a single season in franchise history (Aguirre, 40, 1983-84)...three 30-point, 15-assist games (3-0 record)...three 30-point, 15-rebound games (2-1 record)...14 30-point, 10-rebound efforts (12-2 record)...10 30-point, 10-assist outings (7-3 record)...two 30-point, 10-rebound, 15-assist games (2-0 record)...45 games with 25+ points (32-13 record)...58 games with 20+ points (40-18 record)...24 20-point/10-rebound efforts (18-6 record)...22 20-point/10-assist games (16-6 record)...49 20-point/5-rebound/5-assist games (36-13 record), the second-most in 2021-22 (Jokić, 58)...three games with 15+ rebounds (2-1 record)...27 games with 10+ rebounds (20-7 record)...five games with 15+ assists (5-0 record)...27 games with 10+ assists (20-7 record).
 - » Produced two 25-point quarters (career-best 28-point 1st quarter vs. LAC 2/10/22, 25-point 3rd quarter vs. POR 4/8/22), the only player with multiple 25-point periods in 2021-22...also led the NBA in 20-point quarters (6), recording twice as many as the next closest players in 2021-22 (Stephen Curry, Anthony Edwards and Booker were tied for 2nd with 3 each).
 - » 33 points (12-21 FG, 5-10 3FG, 4-4 FT), including game-winning 3-pointer at the buzzer, to go with 9 rebounds, 5 assists and 1 block in 35 minutes in DAL's 107-104 win vs. BOS (11/6/21)...it was his fourth career game-winner with under 2 seconds remaining (including postseason) and his second against BOS in a calendar year (game-winning 3FG with 0.1 seconds remaining in DAL's 110-107 win vs. BOS 2/23/21)...became the only player since 1997-98 to have four game-winners with under 2 seconds remaining (including playoffs) before turning 23 years old...also became the only Maverick to hit multiple game-winning baskets against the same opponent over the last 20 seasons and tied Nowitzki for the most buzzer-beaters in franchise history (3).
 - » First triple-double of the season (37th career) with 32 points (11-23 FG, 6-13 3FG, 4-8 FT), 12 rebounds, season-high 15 assists and 2 steals in 36 minutes at SAS (11/12/21), moving him into sixth place on the all-time 30-point triple-double list (18)...also tied Kidd for ninth place on the all-time 20-point triple-double list (34).
 - » 38th career triple-double with 25 points (7-11 3FG), 10 rebounds and 10 assists in 33 minutes vs. CLE (11/29/21)...it marked his 30th career 25-point triple-double and he became the seventh player in NBA history to produce 30+ 25-point triple-doubles...was also his 35th career 20-point triple-double, passing Kidd (34) for the ninth-most 20-point triple-doubles in league history...his 7-11 3FG night gave him his 33rd career game with 5+ 3-pointers and he passed Nowitzki (32) for the most games with 5+ 3-pointers in franchise history.
 - » 100th career double-double with 28 points (11-16 FG, 2-5 3FG, 4-4 FT) and 14 assists in 27 minutes at NOP (12/1/21)...22 points and 10 assists in first half alone, joining Damian Lillard and Young as the only players with multiple 20-point, 10-assist halves since he entered the league in 2018-19 (20 points and 11 assists, 1st half, vs. WAS 5/1/21).
 - » 39th career triple-double with 22 points, 14 rebounds and 14 assists in 35 minutes vs. CHI (1/9/22), helping the Mavericks snap the Bulls' nine-game win streak (longest active win streak at the time)...passed Robertson (38) for the most triple-doubles by a player 23-or-younger in NBA history.
 - » 40th career triple-double with 27 points (12-22 FG), 13 rebounds and 10 assists in 32 minutes at MEM (1/14/22), helping the Mavericks snap the Grizzlies' franchise-record 11-game win streak (longest active win streak at the time)...reached 40 triple-doubles in 226 games, the second-fewest games to reach the milestone in league history (Robertson, 92 games).
 - » 41st career triple-double with 20 points (season highs 12-14 FTs), 11 rebounds, 12 assists, 3 steals and season-high 3 blocks in 39 minutes vs. OKC (1/17/22), surpassing the triple-double total produced by the rest of the Mavericks franchise combined (40).
 - » 41 points (13-24 FG, 4-10 3FG, 11-12 FT), 14 rebounds and 7 assists in 42 minutes vs. TOR (1/19/22).
 - » 42nd career triple-double with 34 points (13-22 FG, 4-9 3FG), 12 rebounds and 11 assists at ORL (1/30/22), tying Fat Lever for 10th place on the NBA's all-time triple-doubles list.
 - » 40 points (16-33 FG, 5-13 3FG, 3-4 FT), 6 rebounds, 10 assists and 3 steals in season-high 43 minutes vs. OKC (2/2/22).
 - » 43rd career triple-double with 33 points (13-28 FG), 13 rebounds, season-high-tying 15 assists and 2 steals in 40 minutes vs. PHI (2/4/22), passing Lever (43) for sole possession of 10th place on the NBA's all-time triple-doubles list...it was his eighth career 30-point, 10-rebound, 15-assist game and he joined Robertson (22) as the only players in league history to record eight-or-more 30-10-15 efforts...it was also his 20th career 30-point triple-double and he became the sixth player in league history to produce at least 20 triple-doubles of the 30-point variety.
 - » Career-best seventh consecutive 10-assist game with 33 points (9-18 FG, 5-9 3FG, 10-14 FT), 7 rebounds, 11 assists and 2 blocks in 33 minutes vs. DET (2/8/22)...it marked his 32nd career 30-point, 10-assist outing, tying Robertson for the most such games by an NBA player before turning 23.
 - » Career-high 51 points (17-26 FG, 7-14 3FG, 10-14 FT), including 28 (10-13 FG, 7-10 3FG) in the first quarter, to go with 9 rebounds, 6 assists, 1 steal and 1 block in 40 minutes vs. LAC (2/10/22)...it tied the franchise record for the most points in a regulation-length game (Nowitzki, 51, vs. GSW 3/23/06) and marked the fifth 50-point game in Mavericks history...his 39:48 were the fewest minutes logged in a 50-point effort in team history (previous: 40:50, by Nowitzki vs. GSW 3/23/06)...his 7 3-pointers (7-10 3FG) in the opening quarter set a new franchise record for the most 3-pointers made in a single period (previous: 6, shared by McCloud, twice, and Dennis Scott).
 - » 45 points (15-33 FG, 6-13 3FG, 9-13 FT), including 23 in fourth quarter, to go with 15 rebounds and 8 assists in 39 minutes vs. LAC (2/12/22), becoming the 10th player in NBA history to produce a 45-point, 15-rebound, 8-assist effort (Elgin Baylor, Wilt Chamberlain, Kareem Abdul-Jabbar, Alvan Adams, Hakeem Olajuwon, Vince Carter, Russell Westbrook, James Harden and Jokić).
 - » Racked up 96 points in the two games against LAC (2/10/22 and 2/12/22), breaking his own franchise record (90 points, 2/12-2/14/21) for the most points over a two-game span...also became the first player since Chamberlain (47 points, 53 points at SEA) in December 1967 to record 96+ points over a two-game span with both games coming against the same opponent.
 - » Named Western Conference Player of the Week (2/7-2/13/22) after leading the Mavericks to a 2-1 week with averages of 43.0 points (.532 FG, .500 3FG), 10.3 rebounds, 8.3 assists and 1.0 blocks in 37.3 minutes...totaled 129 points during the week, the most over a three-game span in franchise history.
 - » 49 points (17-35 FG, 7-14 3FG), 15 rebounds and 8 assists in 38 minutes at NOP (2/17/22)...it was his second 45-15-8 outing in a span of three games (45 points, 15 boards, 8 assists vs. LAC 2/12/22), becoming the fourth player in league history (Chamberlain, Baylor, Walt Bellamy) to record multiple 45-point, 15-rebound, 5-assist efforts in a calendar month and the first since Chamberlain in January 1966.
 - » Posted 45+ points three times in a four-game span (51 vs. LAC 2/10/22, 45 vs. LAC 2/12/22, 49 at NOP 2/17/22) to give him four career 45-point games, moving him past Nowitzki (3) and into a tie with Aguirre (4) for the most 45-point outings in franchise history.
 - » Totaled 199 total points in his final five games before the All-Star break (2/8-2/17/22), marking the most points over a five-game stretch in Mavericks history (surpassing his own previous record of 186, 2/6-2/14/21).
 - » For the third straight year, competed for Team LeBron in the All-Star Game and improved to 3-0 all-time in All-Star games...appeared as a reserve for the first time (after starting the previous 2 All-Star games) and scored 8 points in the ASG for the third consecutive year.
 - » Named the Kia NBA Western Conference Player of the Month for games played in February after he led the Mavericks to a 7-3 month with averages of 34.7 points (.457 FG, .412 3FG) – the highest-scoring calendar month in Mavericks history – to go with 10.3 rebounds, 8.8 assists and 1.1 steals in 37.1 minutes.
 - » Finished 1 assist shy of his third career 40-point triple-double with 41 points (15-26 FG, 4-10 3FG), 10 rebounds, 9 assists and 2 steals in 40 minutes vs. GSW (3/3/22).
 - » Named Western Conference Player of the Week (3/7-3/13/22), his second of the season, after leading the Mavericks to a 3-1 week with averages of 30.5 points (.494 FG), 11.0 rebounds, 6.2 assists, 1.8 steals and 1.0 blocks in 36.5 minutes.
 - » 35 points (12-23 FG, 5-11 3FG, 6-7 FT), season-high 16 rebounds, 7 assists, 3 steals and 1 block in 38 minutes vs. UTA (3/7/22), marking his first career game recording 35+ points, 15+ rebounds, 7+ assists and 3+ steals while becoming the first player to hit each of those benchmarks in a game in 2021-22.
 - » 46th career triple-double with 34 points (12-23 FG, 4-12 3FG, 6-7 FT), 12 rebounds and 12 assists in 30 minutes vs. LAL (3/29/22) (did not appear in the 4th quarter)...it marked his 21st career 30-point triple-double, tying Chamberlain for the fifth-most 30-point triple-doubles in NBA history...also produced a 30-point triple-double through three quarters for the fourth time in his career (35-10-11 vs. GSW 11/20/19; 31-12-15 at GSW 12/28/19; 34-16-11 vs. CHI 1/17/21) (over the last 25 years, Harden, twice, is the only other player to record a





30-point triple-double through 3 quarters)...his 17-point, 5-rebound, 5-assist first quarter vs. LAL (3/29/22) marked his fourth career 15-point, 5-rebound, 5-assist opening quarter (Giannis Antetokounmpo, 2, is the only other player with multiple 15-5-5 quarters of any kind over the past 25 seasons).

- » 35 points (14-26 FG, 3-6 3FG, 4-4 FT), including 20 in the third quarter, to go with 9 rebounds, 13 assists, 1 steal and 2 blocks in 38 minutes at CLE (3/30/22), becoming the first player in 2021-22 to achieve that stat line and just the sixth player in NBA history (Magic Johnson, Michael Jordan, James, Beal, Harden).
- » 32 points, 8 rebounds, season-high-tying 15 assists and 3 steals in 39 minutes at MIL (4/3/22), joining Dejounte Murray (32 points, 10 rebounds, 15 assists, 4 steals at ATL 2/11/22) as the only players to record 30+ points, 8+ rebounds, 15+ assists and 3+ steals in a game in 2021-22.
- » Scored 30+ points in five consecutive games (32 vs. UTA 3/27/22, 34 vs. LAL 3/29/22, 35 at CLE 3/30/22, 36 at WAS 4/1/22, 32 at MIL 4/3/22), marking a new career-best 30-point streak while joining Aguirre (6 games, 1/8-1/18/83; 5 games, 11/30-12/7/83) as the only Mavericks in team history to record five-or-more consecutive 30-point efforts...over the five-game stretch, averaged 33.8 points (.500 FG, .419 3FG, .841 FT), 9.2 rebounds and 10.2 assists (DAL went 4-1 in those games)...increased his scoring output in each of the first four games during the five-game run, becoming the first player in franchise history to record four straight 30-point outings while joining Donovan Mitchell (4 games, 11/29-12/8/21) and James (4 games, 12/19-12/25/21) as the only players to accomplish the feat in 2021-22.
- » Named Western Conference Player of the Week (4/4-4/10/22), his third of the season, after leading DAL to a 3-0 week with averages of 30.3 points (.467 FG), 9.0 rebounds, 10.0 assists and 1.0 steals in 30.8 minutes.
- » Missed three games due to left knee and ankle sprains (11/17-11/21/21), which he suffered with 44 seconds remaining vs. DEN (11/15/21)...missed another six games due to left ankle soreness (12/4/21; 12/12-12/21/21), five games due to health and safety protocols (12/23-12/31/21), one game due to a right ankle sprain (1/7/22), one game due to a left toe sprain (3/5/22) and one game due to right ankle soreness (3/23/22)...exited the season finale vs. SAS (4/10/22) in the third quarter with a left calf strain and did not return.

2020-21 (Dallas)

- » Averaged team-high 27.7 points, 8.0 rebounds, team-high 8.6 assists and 34.3 minutes in 66 games (all starts).
- » Shot career-best 47.9% (647-1,351 FG) from the field and 35.0% (192-548 3FG) from 3-point range.
- » Led DAL in points/rebounds/assists in the same game 22 times, the second-most times a player led his team in all three categories on the season (28, Jokić)...among NBA leaders, ranked sixth in scoring, 21st in rebounding and fifth in assists, finishing in the top 25 for all three categories for the second straight season...also ranked in the top 25 in minutes (20th).
- » Led the NBA in 30-point/8-rebound/8-assist games (15), 30-5-5 games (22) and 25-5-5 efforts (38)...after recording a league-high 50 20-5-5 games in 2019-20, finished second with 49 such games in 2020-21...also ranked second in 20-point games (57), third in 25-point efforts (45) and fourth in 30-point outings (26)...11 triple-doubles (4th-most in NBA), including four 30-point triple-doubles (T-2nd-most) and 10 20-point triple-doubles (3rd-most)...26 double-doubles (21-5 record), the 18th-most in the league...four games with 40+ points (3-1 record)...two 40-point/10-assist games (2-0 record)...13 games with 35+ points...26 games with 30+ points (17-9 record)...two 30-point/15-rebound/10-assist games and three 30-point/10-rebound/15-assist efforts...eight 30-point/10-rebound games (6-2 record) and eight 30-point/10-assist outings (6-2 record)...17 20-point/10-rebound games (13-4 record) and 17 20-point/10-assist efforts (12-5 record)...18 games with 10+ rebounds (14-4 record), including three with 15+ boards...19 games with 10+ assists (14-5 record), including five with 15+ assists and one with 20+ assists.
- » Named Western Conference Player of the Week three times (1/4-1/10/21; 3/29-4/4/21; 4/19-4/25/21), joining Nowitzki (4 times, 2009-10) as the only players in franchise history to garner the award three-or-more times in a single season...led the Mavericks to a 3-0 week with averages of 30.3 points, 11.7 rebounds and 11.3 assists (1/4-1/10/21), a 4-0 week with averages of 28.3 points, 6.8 rebounds and 6.3 assists (3/29-4/4/21) and a 3-0 week with averages of 26.0 points, 9.0 rebounds and 10.0 assists (4/19-4/25/21).
- » 33 points (12-25 FG), 16 rebounds and 11 assists in 38 minutes at HOU (1/4/21), passing Nowitzki (38) for the most times leading DAL in points, rebounds and assists in the same game in franchise history...dished out his 1,000th career assist to Dorian Finney-Smith at the 10:28 mark of the first quarter, becoming the 11th player in NBA history to reach the milestone before his 22nd birthday.
- » 38 points (13-22 FG), 9 rebounds, 13 assists and career-high 5 steals in 43 minutes at DEN (1/7/21), becoming the first player in league history to hit each of those benchmarks in the same game.
- » 34 points (14-24 FG, 5-9 3FG), 13 rebounds, 9 assists, 2 steals and career-high 4 blocks in 35 minutes at CHA (1/13/21), joining Abdul-Jabbar (1979), Robert Parish (1986) and James (2010) as the only players in NBA history to achieve that stat line.
- » 36 points, 16 rebounds and 15 assists in 38 minutes vs. CHI (1/17/21), joining Robertson (5 times), Chamberlain and Harden as the only players in league history to produce a 35-15-15 game...34 points, 16 rebounds and 11 assists through three quarters, becoming the first player over the last 25 seasons (since 1996-97) to record 30-15-10 through three quarters.
- » Recorded 30th career triple-double in his 146th career game at IND (1/20/21), becoming the fastest player in NBA history to reach the milestone in terms of age (21 years, 327 days) and the second-fastest in terms of games played (Robertson, 75).
- » 36 points, 9 rebounds, 11 assists and only 2 turnovers in 36 minutes at SA (1/22/21)...19 points, 5 rebounds and 6 assists in first quarter alone, his third career 15-point, 5-rebound, 5-assist opening quarter.
- » 35 points (11-23 FG, 10-10 FT), 11 rebounds, 16 assists and 4 steals in 39 minutes vs. DEN (1/25/21), joining James (39 points, 12 rebounds, 16 assists, 4 steals; LAL at DAL, 11/11/19) as the only players in NBA history to post a 35-11-16-4 stat line.
- » 42 points (12-23 FG, 7-12 3FG), 7 rebounds and 11 assists in 38 minutes vs. GSW (2/6/21).
- » With 32nd career triple-double (28 points, 10 rebounds, 10 assists) vs. ATL (2/10/21), passed Johnson (31) for the second-most triple-doubles by a player within his first three seasons in NBA history (Robertson, 87).
- » Season-high 46 points (17-30 FG, 5-8 3FG) to go with 8 rebounds and 12 assists in 40 minutes vs. NOP (2/12/21).
- » Followed up his 46-point, 8-rebound, 12-assist effort vs. NOP (2/12/21) with a 44-point (14-20 FG, 5-8 3FG, 11-12 FT), 7-rebound, 9-assist night vs. POR (2/14/21) en route to joining Westbrook (94 points, 26 rebounds, 21 assists; 3/27-3/29/17) as the only players in NBA history to record at least 90 points, 15 boards and 21 assists over a two-game span...joined Aguirre (twice) as the only Mavericks to post consecutive 40-point games.
- » Scored 25+ points in a career-high 14 straight games (1/22-2/14/21), setting a new franchise record for most consecutive 25-point efforts (previous: 13, Aguirre, 1983-84; 13 Nowitzki, 2005-06) while averaging 31.9 points (.493 FG%, .385 3FG%, .828 FT%), 7.3 rebounds and 9.3 assists in that span.
- » 31 points, including two late go-ahead 3-pointers (and game-winning 3 with 0.1 seconds remaining), to go with 10 rebounds and 8 assists in 38 minutes in 110-107 win vs. BOS (2/23/21)...it marked his 100th career 20-point, 5-rebound, 5-assist game (achieved at 21 years, 361 days; in 162nd career game) and he became the second-fastest to the milestone in terms of both games played (Robertson, 115) and age (James, 21 years, 43 days).
- » Turned 22 years old (2/28/21), finishing first in NBA history among players 21-or-younger in triple-doubles (32), 35-point triple-doubles (10), 30-point triple-doubles (16), 20-point triple-doubles (29) and 3-pointers (419) and ranking T-1st in 40-point/10-assist games (7) and 40-point triple-doubles (2).
- » 42 points (16-28 FG, 6-11 3FG), 6 rebounds, 9 assists, 3 assists and 2 steals in 43 minutes vs. LAC (3/17/21), joining Dwyane Wade (4 times), Jordan and Beal as the only players in NBA history to achieve that stat line.
- » Scored 37+ points in three consecutive games (42 vs. LAC 3/17/21, 38 at POR 3/19/21, 37 at POR 3/21/21) while totaling 117 points in that stretch.
- » Floated in an off-balance, one-handed 3-pointer at the buzzer to lift DAL to a 114-113 win at MEM (4/14/21)...joined Nowitzki, Michael Finley and Monta Ellis as one of four Mavericks with multiple game-winning buzzer beaters (including playoffs) while becoming the first player in franchise history with multiple game-winning 3-point buzzer beaters.
- » 31 points (12-23 FG), 12 rebounds, career-high 20 assists and only 1 turnover in 39 minutes vs. WAS (5/1/21), including 20 points, 6 boards and 11 assists in the first half alone (1st career 20-point, 10-assist half)...it marked his 17th career 30-point triple-double, moving him past Jordan (16) and into a tie with Johnson and Bird for sixth place on the NBA's all-time 30-point triple-double list...joined Robertson (1961), Johnson (1988) and Westbrook (2021) as the only players in NBA history to record a 30-point, 20-assist triple-double...at 22 years, 62 days, became the first player in league history to record a 30-point, 20-assist triple-double before turning 23 years old...also became the first player to record 20 assists with 1-or-fewer turnovers since Chris Paul in 2016.
- » Scored 5,000th career point on a free throw at the 8:01 mark of the first quarter vs. CLE (5/7/21) to become the fourth-youngest player (22 years, 67 days) to reach the milestone behind James (21 years, 22 days), Durant (21 years, 133 days) and Carmelo Anthony (21 years, 292 days).
- » Missed one game due to a left quadriceps contusion (1/3/21), two due to low back tightness (3/3/21, 3/26/21), one for injury recovery, right ankle (3/11/21), one due to an illness (3/27/21) and one due to a left elbow contusion (4/29/21).

2019-20 (Dallas)





- » Averaged career highs of 28.8 points (team high), 9.4 rebounds, 8.8 assists (team high), 1.0 steals and 33.6 minutes in 61 games (all starts), joining Robertson (4 times) and Westbrook (2016-17) as the only players in NBA history to average at least 28 points, 9 rebounds and 8 assists over the course of a season.
- » Among league leaders, ranked sixth in scoring, 17th in rebounding, third in assists and 33rd in minutes...became the seventh player since the merger (1976-77) to finish a season ranked in the top 20 among qualifiers in scoring, rebounding and assists (Abdul-Jabbar, Bird, Hill, Kevin Garnett, James, Westbrook).
- » His 28.8 ppg was the 10th-highest scoring average by a player in his second season in NBA history (3rd-highest since the merger).
- » Five games with 40+ points (4-1 record)...15 games with 35+ points (2nd-most in single season in franchise history behind Aguirre's 18 in 1983-84)...27 games with 30+ points (2nd-most to Aguirre's 40 in 1983-84)...46 games with 25+ points...56 games with 20+ points...five games with 15+ rebounds (5-0 record), including career-high 20 boards at SAC (8/4/20)...30 games with 10+ rebounds (20-10 record)...five games with 15+ assists (4-1 record)...26 games with 10+ assists (17-9 record).
- » Led DAL in points, rebounds and assists in the same game 25 times in 2019-20 (including ties), breaking his own franchise record for the most times leading the team in all three categories (10 in 2018-19).
- » Led the NBA in triple-doubles (17), all of which were of the 20+ point variety, breaking Kidd's Mavericks single-season triple-double record (9, 1995-96) while becoming the youngest player to lead the league outright in the category (21 years, 168 days)...also led the NBA in 30-point triple-doubles (12), joining Robertson and Westbrook as one of only three players in league history to record 12+ 30-point triple-doubles in a single season...finished T-1st (Harden) for most 40-point triple-doubles (2).
- » Also led the league in 25-point, 10-rebound, 15-assist games (5), 30-10-7 efforts (18) and 20-5-5 games (50)...became the eighth player in NBA history to record 50+ 20-5-5 games in a single season (Robertson, James, Westbrook, John Havlicek, Harden, Jordan).
- » Registered 19 30-point, 10-rebound games, breaking Nowitzki's franchise record for most in a single season (15 in 2006-07)...easily set a new team-record for most 30-point, 10-assist games as well with 16 (previous: 3, Aguirre, 1982-83; 3, Finley, 1990-00).
- » Recorded the fourth- and eighth-longest 20-point game streaks in 2019-20 (25 games, 1/14-8/11/20; 20 games, 11/1-12/12/19).
- » As a 20-year-old, recorded a streak of 20 straight games with at least 20 points, 5 rebounds and 5 assists (11/1-12/12/19), the third-longest such streak in NBA history and the longest since the merger (Robertson, twice, is the only other player to produce a 20-5-5 streak of 20+ consecutive games)...saw his streak come to an end after suffering a right ankle sprain less than 2 minutes into the game vs. MIA (12/14/19).
- » Became the first player in NBA history to record at least 29 points, 13 rebounds and 15 assists in consecutive games and the youngest ever to record back-to-back 25-point triple-doubles (20 years, 248 days) when he went for 31 points, 13 rebounds and 15 assists vs. LAL (11/1/19) and 29 points, 14 rebounds and 15 assists at CLE (11/3/19).
- » 38 points (13-26 FG, 9-9 FT), 14 rebounds and 10 assists in 35 minutes vs. NYK (11/8/19).
- » 33 points, 10 rebounds, 11 assists and 3 steals in 36 minutes at NYK (11/14/19), becoming the youngest player in NBA history (20 years, 259 days) to record a 30-point triple-double at MSG.
- » Season-high 42 points (14-27 FG), 11 rebounds and 12 assists in 35 minutes vs. SAS (11/18/19), becoming the second-youngest player in NBA history (20 years, 263 days) to record a 40-point triple-double behind James (20 years, 100 days).
- » 35 points (11-18 FG, 6-10 3FG, 7-8 FT), 10 rebounds, 11 assists and 4 steals in 26 minutes vs. GSW (11/20/19), becoming the first player in league history to record a 35-point triple-double in under 29 minutes...22 points, 5 rebounds and 5 assists in first quarter alone, single-handedly outscoring, outrebounding and out-assisting the Warriors in the period (became the 1st player to outscore, rebound and out-assist a team in a quarter since Allen Iverson on 2/19/03 vs. CHI).
- » Became the youngest player in NBA history (20 years, 265 days) to record consecutive 35-point triple-doubles vs. SAS (11/18/19) and vs. GSW (11/20/19).
- » Fourth straight 30-point, 10-assist game with 41 points (15-30 FG), 10 assists, 6 rebounds and 2 steals in 34 minutes at HOU (11/24/19), becoming the youngest player in NBA history (20 years, 269 days) to record four consecutive 30-point, 10-assist efforts.
- » Season-high-tying 42 points (12-24 FG), 9 rebounds and 11 assists in 38 minutes at PHX (11/29/19).
- » 41 points, 12 rebounds and 11 assists in just 34 minutes at DET in Mexico City (12/12/19)...it marked the first triple-double recorded in a regular season game played in Mexico City and the 41 points set a new individual scoring record for a game played there (previous: 39 by Booker, twice).
- » 31 points (8-16 FG, 5-8 3FG, 10-10 FT), 12 rebounds and 15 assists in 30 minutes at GSW (12/28/19), becoming the first player in NBA history to go for 30-12-15 in 30 minutes or less...it was his second 30-point triple-double in 30-or-fewer minutes (35 points, 10 rebounds, 11 assists in 26 minutes vs. GSW 11/20/19), making him the first player in league history to record multiple such games...it was also his third consecutive triple-double against the Warriors (23 points, 11 rebounds, 10 assists in 27 minutes at GSW 3/23/19), all achieved through three quarters of play, making him the only player over the last 20 seasons to produce a triple-double through three quarters in three straight games against the same opponent.
- » 39 points, 12 rebounds and 10 assists in 43 minutes vs. CHA (1/4/20).
- » 38 points (14-24 FG, 5-10 3FG), 11 rebounds and 10 assists in 34 minutes vs. CHI (1/6/20).
- » Recorded four straight games of at least 30 points, 10 rebounds and 7 assists (12/31/19-1/6/20), which tied the second-longest such streak in NBA history (joined Westbrook, Robertson, Chamberlain and Baylor as the only players in league history to produce a streak of at least 4 consecutive 30-10-7 games).
- » 25 points, 15 rebounds and 17 assists in 34 minutes at SAC (1/15/20), becoming the youngest player in NBA history (20 years, 321 days) to post a 25-point, 15-rebound, 15-assist effort.
- » 30 points, 17 rebounds and 10 assists in 41 minutes vs. NOP (3/4/20), becoming the youngest player in league history (21 years, 5 days) to record a 30-point, 15-rebound, 10-assist game...also registered his 22nd career triple-double vs. NOP (3/4/20), breaking Kidd's then-franchise record of 21.
- » 40 points (11-20 FG, career highs 18-19 FT), 8 rebounds and 11 assists in 38 minutes at PHX (8/2/20).
- » 34 points, career-high 20 rebounds, 12 assists and 2 blocks 44 minutes in 114-110 OT win at SAC (8/4/20), becoming the youngest player in NBA history (21 years, 158 days) to record a 30-20-10 game.
- » Helped the Mavericks sweep the Bucks with 36 points (12-14 FG, 9-10 FT), 14 rebounds and season-high 19 assists in 136-132 OT win over MIL (8/8/20), becoming the first player in league history to post a 36-point, 14-rebound, 19-assist stat line.
- » Unanimous Kia NBA All-Seeding Games First Team selection after leading all bubble players in triple-doubles (3), ranking sixth in scoring (30.0 ppg), eighth in rebounding (10.1 rpg) and second in assists (9.7 apg).
- » Missed 11 games due to a right ankle sprain (4 from 12/16/19-12/22/19, 7 from 1/31-2/5/20), which he injured in first quarter vs. MIA (12/14/19) and re-injured at practice (1/30/20)...missed an additional game due to right ankle soreness (2/22/20) and another due to a left thumb sprain (3/1/20)...missed the game at UTA (8/10/20) due to injury recovery, right ankle.

2018-19 (Dallas)

- » Averaged team-high 21.2 points, 7.8 rebounds (2nd on team), team-high 6.0 assists, 1.1 steals (2nd on team) and 32.2 minutes (2nd on team) in 72 games (all starts) en route to being named the 2018-19 Kia NBA Rookie of the Year.
- » Swept the Kia NBA Western Conference Rookie of the Month Award, winning it all five months it was given out during the season (Oct./Nov., Dec., Jan., Feb. and Mar./Apr.); became the only Maverick to win the Rookie of the Month Award 4+ times in a season and the first player from either conference to sweep the award since MIN's Karl-Anthony Towns in 2015-16.
- » Unanimously selected to the NBA All-Rookie First Team (6th Maverick to earn All-Rookie First Team honors and the first since Kidd in 1994-95).
- » Among all rookies, ranked first in scoring, second in rebounding, second in assists, fifth in steals and first in minutes.
- » Among all NBA players, ranked 22nd in scoring, 29th in rebounding, 19th in assists and 40th in minutes.
- » Eight triple-doubles, the third-most by a rookie in NBA history (behind Robertson's 26 in 1960-61 and Ben Simmons' 12 in 2017-18)...it broke Johnson's previous record (7) for the most triple-doubles by a player before his 21st birthday...four of his eight triple-doubles occurred as a teenager (became the 1st player in NBA history to record multiple triple-doubles before turning 20).
- » At 19 years, 333 days, became the first teenager in NBA history to record a 30-point triple-double when he went for 35 points, 12 rebounds and 10 assists vs. TOR (1/27/19)...six 20-point triple-doubles, the second-most by a rookie in NBA history (behind Robertson's 25 in 1960-61)...three 30-point/10-rebound/5-assist efforts (2 as a teenager -- only player in NBA history to record multiple 30-10-5 games before 20th birthday)...24 double-doubles, the most by a DAL rookie in team history.
- » Scored a season-high 35 points twice (vs. TOR 1/27/19, at CLE 2/2/19)...eight games with 30+ points...21 games with 25+ points...43 games with 20+ points...22 games with 10+





rebounds, including season-high 16 boards vs. PHX (4/9/19)...11 games with 10+ assists, including season-high 12 assists on three occasions.

- » Made a DAL rookie-record 168 3-pointers (168-of-514, .327), which was the third-most by a rookie in NBA history (behind Mitchell's 187 in 2017-18 and Lillard's 185 in 2012-13)...also set DAL rookie records for FTM and FTA (346-485, .713).
- » At 19 years, 231 days, made NBA debut in season opener at PHX (10/17/18), becoming the second-youngest player ever to appear in a game for the Mavericks (behind Bruno Šundov; 19 years, 70 days).
- » In seventh career game, team-high 31 points to go with 8 rebounds and 4 assists in 40 minutes in OT loss at SAS (10/29/18), becoming the first player to post a 30-8-4 stat line within his first seven career games since Jordan in 1984-85 (Jordan went for 33-8-5 in his 7th career game at NYK 11/8/84)...also became the youngest player in franchise history to produce a 30-point effort (previous: Jamal Mashburn, 20 years, 348 days).
- » Totaled 292 points through his first 15 career games (10/17-11/17/18), the most by a teenager through his first 15 games in NBA history (previous: 290, Durant).
- » Went 7-of-10 (.700) from 3-point range en route to scoring 34 points at NOP (12/28/18), becoming the youngest player in NBA history (1st teenager) to hit seven 3s in a game (previous youngest: D'Angelo Russell, 8-of-12, .667, vs. BKN 3/1/16; at 20 years, 7 days).
- » Had three go-ahead field goals in the final 1:28 of DAL's 119-115 win at MIN (1/11/19), becoming the first rookie with three go-ahead baskets in the final 2 minutes of regulation since Vince Carter on 4/1/99 vs. IND.
- » Scored 25+ points in five straight games from 1/7-1/16/19, becoming the first rookie to do so since Stephen Curry in 2010 (5 games from 4/4-4/11/10).
- » Racked up at least 25 points, 5 rebounds and 5 assists in four consecutive games (1/9-1/16/19), becoming the first rookie to post at least 25-5-5 in four straight games since Jordan in 1984-85 (5 games, twice).
- » 32 points, 8 rebounds, 8 assists, 2 steals and 1 block in 35 minutes vs. DET (1/25/19), becoming the first teenager in NBA history (19 years, 331 days) to go for 30-8-8-2-1 in a game.
- » Missed one game due to a right hip strain (12/2/18), one due to left ankle soreness (1/31/19), two due right ankle soreness (2/22-2/23/19), one due to a right knee contusion (3/16/19) and five due to a right thigh contusion (3/31-4/1/19; 4/5-4/7/19; 4/10/19).

PLAYOFF CAPSULE

- » Holds career playoff averages of 32.5 points, 9.3 rebounds, 7.9 assists, 1.5 steals and 36.8 minutes in 28 games (all starts)...is the lone player in NBA history with career playoff averages of at least 30.0 points, 9.0 rebounds and 7.0 assists...has the second-highest scoring average in postseason history (min. 10 games) behind Jordan (33.4 ppg)...joined Chamberlain as the only players in league history to average 30.0 points in each of their first three postseasons and Jordan as the only players to average 30/5/5 in three straight postseasons...holds the NBA playoff record by a player 23-or-younger for most 40-point games (8) and 35-point games (12)...ranks first in Mavericks playoff history in 40-point games (8) and second to Nowitzki (15) in 35-point efforts...has registered three postseason triple-doubles (only Maverick to record a playoff triple-double), including two with 30+ points and one with 40+ points...one of 10 players in league history to record multiple 30-point playoff triple-doubles (James, Robertson, Westbrook, Charles Barkley, Jimmy Butler, Chamberlain, Curry, Harden, Jokić)...has shot 47.3% (320-676 FG) from the field and 36.6% (98-268 3FG) from 3-point range in the postseason.
- » **2022 (DAL):** Guided the Mavericks to the Western Conference Finals after averaging team highs of 31.7 points, 9.8 rebounds, 6.4 assists and 1.8 steals in 15 games (all starts)...joined Barry as the only players age 23-or-younger to average 30.0 points in a single postseason (min. 15 games)...finished T-1st among all players in postseason scoring (Antetokounmpo, 31.7 ppg)...also finished in the top 10 in rebounding (9th, 9.8 rpg), assists (7th, 6.4 apg) and steals (T-4th, 1.80 spg)...scored 20+ points in all 15 games, including 30+ points nine times and 40+ points on three occasions...eclipsed 500 career playoff points with his first basket in Game 6 at UTA (4/28/22)...reached the milestone in his 16th career postseason game, tying Abdul-Jabbar (16 games) for the fifth-fastest to 500 career playoff points (Jordan, 14 games; Chamberlain, 15; Barry, 15; Bob McAdoo, 15).
- » **2021 (DAL):** In seven first-round starts vs. LAC, averaged 35.7 points, 7.9 rebounds, 10.3 assists 1.3 steals and 40.1 minutes...shot 49.0% (96-196 FG) from the field and 40.8% (31-76 3FG) from 3-point range...one triple-double...three games with 40+ points...four 30-point/7-rebound/7-assist efforts...three games with 35+ points...four games with 30+ points...playoff career-high 46 points (17-30 FG, 5-11 3FG) to go with a playoff career-high-tying 14 assists and 7 boards in Game 7 loss at LAC (6/6/21)...his 46 points were tied for the second-most by any player in a Game 7 (Sam Jones, 47, vs. CIN 4/10/63; Dominique Wilkins, 47, at BOS 5/22/88; Kevin Johnson, 46, vs. HOU 5/20/95)...scored or assisted on 77 points for DAL in the final game of the series, the most ever by a player in a Game 7.
- » **2020 (DAL):** In six first-round games (all starts) vs. LAC, averaged team highs of 31.0 points (.500 FG%), 9.8 rebounds and 8.7 assists to go with 1.2 steals in 35.8 minutes...became the fifth player to average at least 30-8-8 in a playoff series (James, Westbrook, Jordan, Robertson) and the first to do so in his first postseason series...recorded two triple-doubles (Games 3 and 4), joining Johnson (2 in 1980) as the only players in NBA history to record multiple triple-doubles within their first four career playoff games...scored 40+ points twice, 30+ points three times and 20+ points on five occasions...in playoff debut, 42 points (13-21 FG, 14-15 FT), 7 rebounds, 9 assists and 3 steals in 38 minutes in Game 1 at LAC (8/17/20)...his 42 points were the most by a player making his playoff debut in NBA history (previous: 38, John Williamson, at PHI 4/11/79)...totaled 126 points, 42 rebounds and 39 assists through his first four career playoff games, joining Robertson (115 points, 44 rebounds, 44 assists) as the only players in league history to rack up at least 100 points, 40 rebounds and 30 assists through their first four career postseason games...despite dealing with a left ankle sprain, game highs of 43 points (18-31 FG, 4-10 3FG), 17 rebounds and 13 assists in 46 minutes while hitting a game-winning step-back 3-pointer at the buzzer in 135-133 OT win over LAC in Game 4 (8/23/20)...became the first player in NBA playoff history to post a 43-point, 17-rebound, 13-assist stat line (Chamberlain, 53-32-14 vs. LAL 3/18/68, is the only player to post those numbers in a regular season game)...became the youngest player in NBA playoff history (21 years, 177 days) to hit a game-winning shot at the buzzer and the youngest to record a 40-point triple-double in the postseason...also joined James, Leonard, Lillard and Jordan as one of five players in league history to cap a 40-point playoff performance with a game-winning shot at the buzzer (Jordan was the only other to do so with his team trailing).

INTERNATIONAL CAPSULE

Professional

- » EuroLeague champion (2018)...EuroLeague MVP (2018)...EuroLeague Final Four MVP (2018)...All-EuroLeague First Team (2018)...two-time EuroLeague Rising Star (2017, 2018)...three-time Liga ACB champion (2015, 2016, 2018)...Liga ACB MVP (2018)...All-Liga ACB First Team (2018)...two-time Spanish ACB Best Young Player (2017, 2018)...three-time ACB All-Young Players Team (2016, 2017, 2018)...two-time Spanish King's Cup winner (2016, 2017)...FIBA Intercontinental Cup champion (2015)...EB Next Generation Tournament champion (2015)...EB Next Generation Tournament MVP (2015).
- » **2017-18:** Became youngest-ever EuroLeague and EuroLeague Final Four MVP as he helped lead Real Madrid to the 2018 EuroLeague title...also became the youngest player ever to be named All-EuroLeague First Team...repeated as the winner of the EuroLeague Rising Star award, joining Nikola Mirotić and Bogdan Bogdanović as the only repeat winners...in 33 EuroLeague games, averaged 16.0 points, 4.3 rebounds and 3.9 assists in 25.9 minutes...tabbed EuroLeague Player of the Round four times, tying the most of any player in 2017-18...named EuroLeague MVP of the Month for October 2017 (24.0 ppg, 6.8 rpg, 3.8 apg)...at age 18, he became the youngest monthly MVP in EuroLeague history...career-high 33 points against Olympiacos (12/8/17)...saw action in 28 Spanish ACB regular season games, averaging 12.8 points, 5.7 rebounds and 5.0 assists in 24.0 minutes...earned Liga ACB MVP honors after leading Real Madrid to their third ACB championship in four years...also named to 2018 All-Liga ACB First Team and repeated as the ACB Best Young Player Award winner...named Spanish Liga ACB Player of the Month for December 2017, making him the youngest player (18 years, 10 months) to win the award...hit game-winning 3-pointer at the buzzer in an 82-79 win over Crvena zvezda Belgrade (3/30/18)...first triple-double in Liga ACB with 17 points, 10 rebounds and 10 assists in 22 minutes vs. Real Betis (3/9/18), becoming the youngest player ever to record a triple-double in the league.
- » **2016-17:** In 35 EuroLeague games for Real Madrid, averaged 7.8 points, 4.5 rebounds and 4.2 assists while shooting 50.5% from the field, 37.1% from 3-point range and 84.4% from the line...in 42 Spanish ACB games, averaged 7.5 points, 4.4 rebounds and 3.0 assists while shooting 56.3% from the field...named Liga ACB Player of the Week for the first time after posting 23 points and 11 rebounds in win over Montakit Fuenlabrada...won first EuroLeague MVP of the Round award after producing 16 points, 6 rebounds and 5 assists in win over Brose Bamberg...won an additional three EuroLeague MVP of the Round awards.
- » **2015-16:** In 11 EuroLeague games for Real Madrid, averaged 3.8 points, 2.5 rebounds and 2.2 assists...in 39 Spanish ACB games, averaged 4.5 points, 2.6 rebounds and 1.7 assists...at 16 years, 61 days, became the youngest player to debut with Real Madrid in the Liga ACB (4/30/15)...also became the third-youngest player to compete in the Liga ACB, behind Ricky Rubio (14 years and 11 months) and Angel Rebolo (15 years and 3 months).
- » **2014-15:** Spent the majority of the season with Real Madrid's U18 and reserve team...with the reserve team, averaged 13.5 points, 5.9 rebounds, 3.1 assists and 1.1 steals in 24 games while helping the club win Group B of the Liga EBA, the amateur fourth division of Spanish basketball...earned All-league honorable mention from Eurobasket.com...in January 2015, won the U18 Ciutat de L'Hospitalet Tournament and was selected to the All-Tournament Team despite being two years younger than the rest of the team...in May 2015, won the U18 Next Generation Tournament for which he was selected MVP after helping defeat defending champions Crvena zvezda Belgrade in the final.





- » **2013-14:** Played for Real Madrid's U16 team.
- » **2012-13:** In September 2012, signed with Real Madrid (Spain) at age 13...in February 2013, led Real Madrid to a Minicopa Endesa win, averaging 24.5 points, 13.0 rebounds, 4.0 assists and 6.0 steals...in final game of tournament, 25 points, 16 rebounds and 5 steals to defeat FC Barcelona and take home MVP honors...in March 2013, was named MVP of the U16 Spain Championship, scoring 25 points in the title game against Gran Canaria's youth team.

Slovenian National Team

- » Has represented the Slovenian senior national team since 2017, winning his first 17 games with the club...helped Slovenia to the 2017 EuroBasket title in his first year with the senior national team.
- » **Summer 2022:** Competed for Slovenia at the 2023 FIBA World Cup Qualifiers and EuroBasket 2022...21 points, 8 rebounds and 10 assists in win over Croatia in World Cup qualifier (6/30/22)...31 points, 10 rebounds, 6 assists and 2 steals in victory over Sweden (7/3/22)...in seven EuroBasket games, averaged 26.0 points (3rd in tournament), 7.7 rebounds, 6.6 assists and 2.0 steals while shooting 63.9% from the floor...36 points, 10 rebounds and 4 assists in win over Germany (9/6/22)...47 points, including 27 of his team's first 36 points, to go with 7 rebounds and 5 assists in win over France (9/7/22)...his 47 points marked the second-most in a EuroBasket game ever (63, Eddy Terrace, Belgium vs. Albania, 1957)...35 points, 5 rebounds, 5 assists and 4 steals in win over Belgium (9/10/22).
- » **Summer 2021:** Led Slovenian national team to the bronze medal game, where it lost 107-93 to Australia, at the 2020 Olympic Games in Tokyo in the country's first Olympic appearance in men's basketball (Slovenia, 2.1 million, became the smallest country to participate in an Olympic men's basketball tournament since Estonia and Latvia in 1936)...in six games, averaged 23.8 points (2nd in tournament), 9.7 rebounds (T-2nd) and a tournament-best 9.5 assists in 32.7 minutes...in first group phase game vs. Argentina (Olympic debut), scored an Olympic-high 48 points (12-15 FG, 6-14 3FG, 6-7 FT) to go with 11 rebounds and 5 assists...his 48 points were tied for the second-most in a single Olympic game ever (Australia's Eddie Palubinskas, 48 vs. Mexico, 1976; Brazil's Oscar Schmidt, 55 vs. Spain, in 1988)...recorded third-ever Olympic triple-double in 90-89 semifinal loss vs. France with 16 points, 10 rebounds and Olympic-high 18 assists...qualified for the Olympics in early July 2021 by winning one of four FIBA Olympic Qualifying tournaments...went undefeated through the Olympic qualifier in a group that included Lithuania, Korea, Venezuela, Poland and Angola...averaged 21.3 points (2nd), 8.0 rebounds (T-3rd), 11.3 assists (1st) and 25.5 minutes, while shooting 55.6% FG (4th) in four games.
- » **Summer 2017:** Helped lead the Slovenian national team to a gold-medal finish at EuroBasket 2017...named to the competition's All-Tournament Team, joining teammate Goran Dragić, who was voted MVP...averaged 14.3 points, 8.3 rebounds and 3.6 assists in nine games...27 points and 9 rebounds in the quarterfinals against Latvia...near triple-double with 11 points, 12 rebounds and 8 assists in the semifinals against Spain.
- » **Summer 2014:** Competed for Slovenia's U16 national team.

PERSONAL CAPSULE

- » Born in Ljubljana, Slovenia.
- » Began basketball career with the youth teams of Olimpija at age 8...signed a five-year contract with Real Madrid at age 13.
- » Became one of the first 12 players in NBA history to wear No. 77 when he debuted in 2018-19, the same number he has donned for the Slovenian national team...wore No. 7 for Real Madrid.
- » Joined Mark Cuban, teammate Dwight Powell and the Dallas Mavericks Foundation to make a donation to healthcare workers at Dallas' UT Southwestern Medical Center and Parkland Hospital to support childcare costs in the wake of the coronavirus pandemic in the Spring of 2020.
- » Helped Texans get through the historic winter snowstorm in February 2021 by joining the Mavericks in donating \$1.25 million to the Mayor's Disaster Relief Fund and other sources for winter storm relief.
- » Returned home from the Tokyo Olympics Dončić to refurbish two basketball courts in his hometown of Ljubljana.
- » Announced The Luka Dončić Foundation in August 2021...the international nonprofit's goal is to support is to support Dončić's native Slovenia and the communities of North Texas.
- » For his work both on and off the court, saw the Dallas County Commissioners Court pass a resolution declaring July 6, 2021, Luka Dončić Day.
- » Has two dogs, Hugo and Gia.
- » Name is pronounced LOO-kuh DON-chitch.
- » On Twitter @luka7doncic.

LUKA DONČIĆ - NBA REGULAR SEASON STATISTICS

SEASON	TEAM	GP	GS	MIN	FG	FGA	FG%	3PM	3PA	3P%	FT	FTA	FT%	OR	DR	TOT	A	ST	TO	BS	PTS	PPG
2018-19	DAL	72	72	2,318	506	1,187	.426	168	515	.326	346	485	.713	86	476	562	429	77	247	25	1,526	21.2
2019-20	DAL	61	61	2,047	581	1,255	.463	171	541	.316	426	562	.758	78	495	573	538	62	260	14	1,759	28.8
2020-21	DAL	66	66	2,262	647	1,351	.479	192	548	.350	344	471	.730	54	473	527	567	64	281	36	1,830	27.7
2021-22	DAL	65	65	2,301	641	1,403	.457	201	569	.353	364	489	.744	56	537	593	568	75	292	36	1,847	28.4
TOTALS		264	264	8,926	2,375	5,196	.457	732	2,173	.337	1,480	2,007	.737	274	1,981	2,255	2,102	278	1,080	111	6,962	26.4
PER GAME		--	--	33.8	9.0	19.7	--	2.8	8.2	--	5.6	7.6	--	1.0	7.5	8.5	8.0	1.1	4.1	0.4	26.4	--


LUKA DONČIĆ - NBA POSTSEASON STATISTICS

SEASON	TEAM	GP	GS	MIN	FG	FGA	FG%	3PM	3PA	3P%	FT	FTA	FT%	OR	DR	TOT	A	ST	TO	BS	PTS	PPG
2019-20	DAL	6	6	215	64	128	.500	16	44	.364	42	64	.656	4	55	59	52	7	31	3	186	31.0
2020-21	DAL	7	7	281	96	196	.490	31	76	.408	27	51	.529	4	51	55	72	9	32	3	250	35.7
2021-22	DAL	15	15	552	160	352	.455	51	148	.345	104	135	.770	10	137	147	96	27	59	9	475	31.7
TOTALS		28	28	1,046	320	676	.473	98	268	.366	173	250	.692	18	243	261	220	43	122	15	911	32.5
PER GAME		--	--	37.4	11.4	24.1	--	3.5	9.6	--	6.2	8.9	--	0.6	8.7	9.3	7.9	1.5	4.4	0.5	32.5	--


REG CAREER HIGHS		POST CAREER HIGHS		2021-22 REG HIGHS		2021-22 POST HIGHS	
PTS	51 vs. LAC 2/10/22	PTS	46 at LAC 6/6/21	PTS	51 vs. LAC 2/10/22	PTS	45 at PHX 5/2/22
FGM	17 3 times (@ NOP, 2/17/22)	FGM	18 vs. LAC 8/23/20	FGM	17 2 times (@ NOP, 2/17/22)	FGM	15 at PHX 5/2/22
FGA	35 at NOP 2/17/22	FGA	37 at LAC 6/2/21	FGA	35 at NOP 2/17/22	FGA	30 at PHX 5/2/22
3FGM	8 3 times (@ CHA, 3/19/22)	3FGM	7 vs. LAC 5/28/21	3FGM	8 at CHA 3/19/22	3FGM	6 at PHX 5/15/22
3FGA	16 at OKC 12/31/19	3FGA	13 3 times (@ GSW, 5/26/22)	3FGA	14 3 times (vs. POR, 4/8/22)	3FGA	13 at GSW 5/26/22
FTM	18 at PHX 8/2/20	FTM	14 2 times (vs. GSW, 5/22/22)	FTM	12 vs. OKC 1/17/22	FTM	14 vs. GSW 5/22/22
FTA	19 2 times (@ PHX, 8/2/20)	FTA	17 vs. GSW 5/22/22	FTA	14 4 times (@ MIL, 4/3/22)	FTA	17 vs. GSW 5/22/22
OREB	6 vs. CHI 1/17/21	OREB	3 vs. PHX 5/6/22	OREB	3 4 times (vs. LAL, 3/29/22)	OREB	3 vs. PHX 5/6/22
DREB	16 3 times (@ SAC, 8/4/20)	DREB	16 vs. LAC 8/23/20	DREB	15 2 times (vs. UTA, 3/7/22)	DREB	14 vs. GSW 5/24/22
TREB	20 at SAC 8/4/20	TREB	17 vs. LAC 8/23/20	TREB	16 vs. UTA 3/7/22	TREB	14 vs. GSW 5/24/22
ASTS	20 vs. WAS 5/1/21	ASTS	14 2 times (@ LAC, 6/6/21)	ASTS	15 5 times (@ MIL, 4/3/22)	ASTS	11 vs. PHX 5/8/22
STLS	5 at DEN 1/7/21	STLS	4 2 times (vs. PHX, 5/12/22)	STLS	4 2 times (vs. DEN, 1/3/22)	STLS	4 vs. PHX 5/12/22
BLKS	4 at CHA 1/13/21	BLKS	2 4 times (vs. GSW, 5/24/22)	BLKS	3 vs. OKC 1/17/22	BLKS	2 3 times (vs. GSW, 5/24/22)
MINs	44 at SAC 8/4/20	MINs	46 vs. LAC 8/23/20	MINs	43 vs. OKC 2/2/22	MINs	44 at PHX 5/2/22







TYLER DORSEY



3RD SEASON IN THE NBA

HEIGHT
6'5"

WEIGHT
183

BIRTHDAY
2.18.96

ACQUIRED
SIGNED TWO-WAY DEAL (7/23/22)

PRIOR TO NBA
OREGON

1ST SEASON WITH THE MAVS

USA

DALLAS

GUARD

CAREER TRANSACTIONS

- » Selected by Atlanta in the second round (41st overall) of the 2017 NBA Draft.
- » Traded by Atlanta to Memphis for Shelvin Mack (2/7/19).
- » Signed to a Two-Way contract by Dallas (6/23/22).

PROFESSIONAL CAPSULE

- » Holds career averages of 6.7 points, 2.3 rebounds, 1.3 assists and 16.1 minutes in 104 games (16 starts) with Atlanta and Memphis.

SEASON HIGHLIGHTS

2018-19 (Atlanta and Memphis)

- » Averaged 6.2 points, 2.4 rebounds, 1.2 assists and 14.5 minutes in 48 games (11 starts) – 27 games with ATL and 21 with MEM...posted career-high averages of 9.8 points, 3.3 rebounds and 1.9 assists in 21.3 minutes per game with MEM.
- » Two 20+ point games...10 10+ point games.
- » Scored career-high 29 points with 9 assists, 3 rebounds and 1 steal at ORL (3/22/19).
- » Posted 17 points and season-high 9 rebounds at DAL (4/5/19).
- » Scored in double digits in four games in a row to close out the season (4/5-10/19), and in eight of the last 11.
- » Assigned to the G League for both Erie and the Memphis Hustle, and averaged 26.6 points, 7.0 rebounds, 5.0 assists, 2.0 steals and 31.7 minutes in five games between the two teams (1 with Erie and 4 with the Hustle).

2017-18 (Atlanta)

- » Averaged 7.2 points, 2.3 rebounds, 1.4 assists and 17.4 minutes in 56 games (5 starts).
- » One game with 20+ points...20 games with 10+ points.
- » Tied for eighth among NBA rookies in 3FG% (.362) and 20th in scoring average.
- » Saw first NBA action at CHA (10/20/17) and posted 1 rebound in 3 minutes.
- » Made first NBA start at DET (2/14/18) and finished with 9 points, 6 assists, 5 rebounds and 1 steal in 31 minutes.
- » Tallied season-high 22 points (4-8 from three), 3 rebounds, 1 assist and 1 block at WAS (4/6/18).
- » With G League's Erie, averaged 19.1 points, 6.5 rebounds, 2.5 assists and 1.2 steals in 10 games (8 starts)...shot 42.4% from the field, 42.7% from 3-point range and 75.9% from the line.

INTERNATIONAL CAPSULE

Professional

- » **2021-22:** Played for Olympiacos in 70 games (64 starts) between HEBA A1 and EuroLeague...averaged 11.9 points, 2.3 rebounds, 1.9 assists and 22.3 minutes in both leagues...shot 44.3% (278-632 FG) from the field, 38.7% (132-341 3FG) from 3-point range and 80.2% (142-177 FT) from the line...named MVP of Greek Cup...named Eurobasket.com All-Greek A1 Newcomer of the Year, to the All-Greek A1 Third Team and to the Greek A1 All-Domestic Players Team...team was Greek League champion.
- » **2020-21:** With Maccabi Playtika Tel-Aviv in 47 games (4 starts) between I-BSL and EuroLeague...averaged 11.3 points, 2.9 rebounds, 1.7 assists and 22.3 minutes through both leagues...shot 42.8% (175-409 FG) from the field, 40.5% (94-232 3FG) from three and 79.3% (88-111 FT).
- » **2019-20:** Played for Maccabi FOX Tel-Aviv in 54 games (8 starts) in both the I-BSL and EuroLeague...averaged 11.4 points, 3.4 rebounds, 2.3 assists, 1.1 steals and 21.9 minutes in both leagues...shot 42.1% (200-475 FG) from the field, 39.1% (108-276 3FG) from 3-point range and 70.3% (109-155 FT) from the line...team won the Israeli Premier League Championship.

Greek National Team

- » **Summer 2022:** Saw action in three games for the FIBA World Cup qualifiers and averaged 17.0 points, 3.3 rebounds, 4.3 assists and 1.3 steals in 30.3 minutes per game...played in five games at EuroBasket and averaged 15.2 points, 2.4 rebounds, 1.6 assists and 1.6 steals in 24.0 minutes before Greece lost in the quarterfinals to Germany.
- » **Summer 2019:** Played in two games during the FIBA World Cup qualifiers and averaged 1.0 rebounds.
- » **Summer 2015:** Played for the Greek U19 National Team at the 2015 FIBA U19 World Championships...led Greece to the semifinals and was named to the All-Tournament Team with averages of 15.9 points and 5.0 rebounds in 7 games (5-2 record)...scored 23 points vs. the USA.

COLLEGE CAPSULE

- » Two-year letterman at Oregon where he averaged 14.1 points, 3.9 rebounds, 1.8 assists and 30.0 minutes in 75 career games (74 starts)...shot 45.5% from the field, 41.6% from 3-point range and 73.2% from the line...became the second Oregon player to reach 1,000 career points as a sophomore (Dillon Brooks)...ranks fourth in school history in 3-point percentage.
- » **2016-17:** Helped the Ducks to the Final Four as a sophomore...garnered Pac-12 Honorable Mention and Pac-12 All-Tournament Team honors, and was selected to the NCAA Midwest All-Region Team...averaged 14.6 points, 3.5 rebounds, 1.7 assists and 30.0 minutes in 39 games (39 starts)...shot 46.7% from the field, 42.3% from 3 and 75.5% from the





line...finished his career with eight consecutive 20-point games (all in the postseason).

- » **2015-16:** As a freshman, averaged 13.4 points, 4.3 rebounds, 2.0 assists and 30.1 minutes in 36 games (35 starts)...shot 44.1% from the field, 40.6% from 3-point range and 71.2% from the line...named to Pac-12 All-Freshman and All-Tournament teams...scored 19.7 points per game during the Ducks' Pac-12 Championship run, including a 23-point, 9-rebound performance in the championship game against Utah.

PERSONAL CAPSULE

- » Born in Pasadena, California.
- » Parents are Jerrid and Samia Dorsey...mother is from Greece...he holds dual citizenship from the United States and Greece.
- » Majored in business administration.
- » As a high school senior, was selected as a McDonald's All-American and was the Gatorade State Player of the Year in California
- » On Twitter @TDORSEY_1.

TYLER DORSEY - NBA REGULAR SEASON STATISTICS

SEASON	TEAM	GP	GS	MIN	FG	FGA	FG%	3PM	3PA	3P%	FT	FTA	FT%	OR	DR	TOT	A	ST	TO	BS	PTS	PPG
2017-18	ATL	56	5	974	144	382	.377	72	199	.362	45	63	.714	17	113	130	79	17	37	5	405	7.2
2018-19	ATL	27	0	251	32	89	.360	10	39	.256	16	26	.615	9	34	43	17	7	10	1	90	3.3
Went from ATL to MEM.																						
2018-19	MEM	21	11	447	75	175	.429	34	93	.366	22	35	.629	18	52	70	39	7	17	1	206	9.8
2018-19	TOT	48	11	697	107	264	.405	44	132	.333	38	61	.623	27	86	113	56	14	27	2	296	6.2
TOTALS		104	16	1,671	251	646	.389	116	331	.350	83	124	.669	44	199	243	135	31	64	7	701	6.7
PER GAME		--	--	16.1	2.4	6.2	--	1.1	3.2	--	0.8	1.2	--	0.4	1.9	2.3	1.3	0.3	0.6	0.1	6.7	--

REG CAREER HIGHS

PTS	29 at ORL 3/22/19
FGM	11 at ORL 3/22/19
FGA	19 at ORL 3/22/19
3FGM	5 2 times (vs. DAL, 4/7/19)
3FGA	11 vs. DAL 4/7/19
FTM	6 2 times (@ PHX, 3/30/19)
FTA	7 4 times (@ PHX, 3/30/19)
OREB	3 4 times (vs. GSW, 4/10/19)
DREB	8 at DAL 4/5/19
TREB	9 at DAL 4/5/19
ASTS	9 at ORL 3/22/19
STLS	2 3 times (@ MIL, 1/4/19)
BLKS	1 7 times (@ ATL, 3/13/19)
MINs	43 at ORL 3/22/19







DORIAN FINNEY-SMITH



6TH SEASON IN THE NBA

HEIGHT
6'7"

ACQUIRED
SIGNED EXTENSION (2/12/22)

PRIOR TO NBA
FLORIDA

6TH SEASON WITH THE MAVS

WEIGHT
220

BIRTHDAY
5.4.93

COUNTRY
USA

FORWARD

CAREER TRANSACTIONS

- » After going undrafted in the 2016 NBA Draft, signed by Dallas as a rookie free agent (7/8/16).
- » Re-signed by Dallas (7/11/19).
- » Signed contract extension with Dallas (2/12/22).

PROFESSIONAL CAPSULE

- » Holds career averages of 8.2 points, 4.6 rebounds, 1.4 assists and 27.3 minutes in 393 games (281 starts).
- » Has increased his scoring average and 3FG% in every season to begin his career (from 4.3 ppg and .293 3FG% in 2016-17 to 11.0 ppg and .395 3FG% in 2021-22), becoming the first player in NBA history (since the 3-point line was first introduced in 1979-80) to increase his ppg and 3FG% in every season over a five-year stretch...narrowly missed increasing his FG% for the sixth straight year as well (he and Hall of Famer Gary Payton are the only players in league history to set career highs for scoring average, FG% and 3FG% in each of their first 5 seasons).
- » Has shot 38.9% (405-1,040 3FG) from 3-point range over the past three seasons (2019-22), after he shot 30.3% (155-512 3FG) from deep over his first three (2016-19).
- » Spent the most possessions in the league (1,936) guarding the opponent's highest usage player on the floor in 2021-22.
- » Led the team in games played in both 2016-17 and 2018-19 (appeared in 81 games both years)...his 81 appearances in 2016-17 marked the most by an undrafted rookie in Mavericks history.
- » Has produced 11 career double-doubles (9-2 record)...has recorded 10 career 20-point efforts (8-2 record), including seven over the past two seasons.

SEASON HIGHLIGHTS

2021-22 (Dallas)

- » In 80 games (career-best and team-high 80 starts), averaged career-high 11.0 points while shooting career-high 39.5% (172-435 3FG) from 3-point range, becoming the first player in NBA history to increase both his scoring average and 3FG% in each of his first six seasons...shot 47.1% (326-692 FG) from the field, narrowly failing to increase his FG% for the sixth consecutive season as well (.472, 220-446 FG, 2020-21)...still posted his third straight season shooting at least 45.0% from the floor...added 4.7 rebounds and 1.9 assists in career-high 33.0 minutes.
- » Among NBA leaders, ranked 28th in 3FG% and 39th in minutes.
- » On the defensive end, led the league in possessions (1,936) guarding the opponent's highest usage player on the floor...also ranked third among non-centers in number of shots defended (1,027), fourth in the broadest profile of positions guarded (min. 4,000 possessions), fifth in points per chance allowed in isolations (min. 200 isolations) and eighth in total miles traveled on defense (90.5)...averaged career-high 1.1 steals...led the team in total steals with career-best 88.
- » One double-double (1-0 record)...three games with 20+ points (2-1 record)...career-best 17 games with 15+ points (15-2 record)...career-high 46 games with 10+ points (36-10 record)...career-high 25 games with 2+ steals (19-6 record), including career-best 11 games with 3+ steals (8-3 record).
- » Produced eight double-digit scoring quarters (DAL went 7-1 in those games), after he had seven in his first five seasons combined.
- » 23 points (9-13 FG, 3-5 3FG, 2-2 FT), including 14 (5-6 FG, 2-2 3FG, 2-2 FT) in third quarter, to go with 3 rebounds, 3 assists and 1 steal in 37 minutes at MIN (12/19/21).
- » Recorded career-best 13-game double-figure scoring streak (12/13/21-1/9/22), averaging 13.5 points (.489 FG%, .416 3FG%), 5.0 rebounds and 2.5 assists during that stretch.
- » First double-double of season (11th career) with 17 points (6-11 FG, 4-7 3FG), season-high 10 rebounds, 2 assists and 2 steals in 34 minutes vs. OKC (1/17/22).
- » 17 points (6-13 FG, 5-11 3FG), including game-winning 3-pointer with 3.3 seconds left (put DAL up 114-111), to go with 6 rebounds, 2 assists and 2 steals in 33 minutes in DAL's 114-113 win vs. SAC (3/5/22)...became the first Maverick other than Luka Dončić to hit a game-winning shot with 5 seconds-or-less remaining since Harrison Barnes at MEM (11/22/17)...also reached 3,000 career points with a dunk at the 7:42 mark of the third quarter vs. SAC (3/5/22).
- » 21 points (8-14 FG, 4-10 3FG), 5 rebounds, 2 assists and 1 steal in 39 minutes vs. UTA (3/7/22).
- » Career-high 28 points (10-16 FG), including career-high-tying 6 3-pointers (6-12 3FG), to go with 2 rebounds, 3 assists and 1 block in 37 minutes at CLE (3/30/22).
- » Went a perfect 6-of-6 from the field (4-4 3FG) in the third quarter in the season finale vs. SAS (4/10/22) and scored all 16 of his points in the period, marking the highest-scoring quarter of his career.
- » Missed one game to due a non-COVID illness (12/25/21) and one game due to a right arm contusion (3/11/22).

2020-21 (Dallas)

- » Averaged 9.8 points, 5.4 rebounds, 1.7 assists, 0.9 steals and 32.0 minutes in 60 games (all starts).
- » Shot career-high 47.2% (220-466 FG) from the field, 39.4% (119-302 3FG) from 3-point range and career-best 75.6% (31-41 FT) from the line.
- » One double-double...career-best four games with 20+ points (3-1 record), all since 4/5/21...30 games with 10+ points (21-9 record)...two games with 10+ rebounds...21 games with 7+ rebounds (14-7 record).
- » Season-high 23 points (5-12 3FG) to go with 6 rebounds, 4 assists, 1 steal and 1 block in 34 minutes vs. UTA (4/5/21).
- » 10th career double-double with 12 points (5-10 FG) and season-high 11 rebounds (4 OR) in 35 minutes vs. PHI (4/12/21).
- » 22 points (8-11 FG), including 11 in second quarter, to go with 4 rebounds in 35 minutes vs. SAC (4/18/21).
- » 21 points (8-13 FG, 4-7 3FG, 1-1 FT), 7 rebounds (4 OR) and 2 assists in 32 minutes vs. LAL (4/24/21).
- » 22 points (8-12 FG, 6-9 3FG), including go-ahead 3-pointer with 9.2 seconds left, to go with 5 rebounds vs. WAS (5/1/21).
- » Recorded season-best eight-game double-figure scoring streak (4/16-5/1/21), during which he averaged 15.3 points, 5.5 rebounds and 1.6 assists while shooting 60.8% (45-74 FG)





from the field and 58.0% (29-50 3FG) from 3-point range.

- » After returning to the lineup after the birth of his son Aysen, averaged 11.4 points (.516 FG%, .436 3FG%), 5.5 rebounds and 2.0 assists in his final 31 games of the season (since 3/21/21).
- » Missed nine games due to health and safety protocols (1/9-1/25/21), two due to personal reasons (3/17-3/19/21) and one due to lower leg soreness (4/29/21).

2019-20 (Dallas)

- » Averaged 9.5 points, career-high 5.7 rebounds, 1.6 assists and 29.9 minutes in 71 games (68 starts).
- » Shot 46.6% (243-522 FG) from the field, 37.6% (114-303 3FG) from 3-point range and 72.2% (78-108 FT) from the line.
- » Career-high five double-doubles (5-0 record), after he had four in his first three seasons combined...three games with 20+ points (3-0 record), after he entered the 2019-20 season without a single 20-point effort...32 games with 10+ points (21-11 record)...career-high nine games with 10+ rebounds (6-3 record), after he had seven in his previous three seasons combined.
- » 22 points (8-10 FG, 3-4 3FG, 3-4 FT), 5 rebounds and 3 assists in 35 minutes vs. SAS (11/18/19).
- » 22 points (7-13 FG, 4-7 3FG, 4-4 FT), 7 rebounds, 4 assists and 2 steals in 29 minutes vs. ATL (2/1/20).
- » Collected 1,000th career rebound at the 4:56 mark of the fourth quarter at ORL (2/21/20).
- » 16 points and career-high 16 boards in 41 minutes at SAC (8/4/20), marking his first career 15/15 game.
- » Helped the Mavericks sweep the Bucks with season-high 27 points (10-19 FG, 6-12 3FG), including career-high 6 3-pointers, to go with 11 rebounds, season-high-tying 5 assists and 0 turnovers in season-high 43 minutes vs. MIL (8/8/20)...it was his first career 20/10 effort and he joined Giannis Antetokounmpo and Dončić as the only players to post at least 25 points, 10 boards, 5 assists and 0 turnovers in a game in 2019-20.
- » Over a three-game stretch (8/4-8/8/20), averaged 18.3 points (.463 FG%, .375 3FG%), 11.7 rebounds and 3.0 assists in 40.3 minutes.
- » Missed three games due to a right hip injury (3/6-3/8/20; 3/11/20) and one game due to a left hip strain (8/10/20).

2018-19 (Dallas)

- » Averaged 7.5 points, 4.8 rebounds, 1.2 assists, 0.9 steals and 24.5 minutes in career-high-tying 81 games (26 starts)...led the Mavericks in games played for the second time in three seasons (81 in 2016-17).
- » Shot 43.2% (228-528 FG) from the field, 31.1% (79-254 3FG) from 3-point range and 70.9% (73-103 FT) from the line.
- » As a starter, averaged 9.0 points, 5.8 rebounds and 1.9 assists in 31.8 minutes.
- » Three double-doubles (3-0 record)...four games with 15+ points (3-1 record)...25 games with 10+ points.
- » Season-high 19 points (8-10 FG, 2-2 3FG, 1-2 FT), including 10 in first quarter, to go with 7 rebounds and 2 steals in 27 minutes vs. NYK (11/2/18).
- » Missed one game due to a mouth laceration vs. MIN (4/3/19).

2017-18 (Dallas)

- » Appeared in 21 games (13 starts), averaging 5.9 points, 3.6 rebounds and 1.2 assists in 21.3 minutes.
- » One double-double...scored in double figures five times, including each of the team's final four games.
- » In 100th career game, first career double-double with season highs of 15 points (6-12 FG, 3-6 3FG), 10 rebounds (3 OR) and 4 assists in 37 minutes at DET (4/6/18).
- » Missed 55 games due to left quadriceps tendinitis (10/30-11/4/17; 11/14/17-3/6/18) and four for return from injury management (3/11/18, 3/17/18, 3/27/18, 4/3/18).

2016-17 (Dallas)

- » Appeared in a team-high 81 games (35 starts), the most ever by a Mavericks undrafted rookie...averaged 4.3 points and 2.7 rebounds in 20.3 minutes.
- » As a starter, averaged 5.6 points, 4.0 rebounds and 1.2 assists in 25.9 minutes.
- » One game with 15+ points...five games with 12+ points (5-0 record)...eight games with 10+ points (6-2 record)...one game with 10+ rebounds.
- » Led team in scoring for first time in career with season-high 17 points (5-9 FG, 3-6 3FG, 4-4 FT) in 29 minutes vs. SAC (12/18/16).

PLAYOFF CAPSULE

- » Holds playoff career averages of 11.1 points, 5.8 rebounds, 2.2 assists, 1.0 steals and 37.1 minutes in 31 games (all starts)...has shot 45.1% (123-273 FG) from the field, 41.7% (73-175 3FG) from 3-point range and 73.5% (25-34 FT) from the line.
- » **2022 (DAL):** Started all 18 games for the Mavericks in their run to the Western Conference Finals and averaged playoff career-high 11.7 points, 5.5 rebounds, 1.9 assists and 0.9 steals in 38.2 minutes...shot 47.1% (74-157 FG) from the field, his best FG% in a single postseason...shot 42.6% (46-108 3FG) from 3-point range, which ranked 14th among all players in the 2022 postseason...after shooting 39.5% (17-43 3FG) from 3-point range in the opening round vs. UTA, shot 45.0% (18-40 3FG) from deep in the Western Conference Semifinals vs. PHX and 44.0% (11-25 3FG) from long range in the Western Conference Finals vs. GSW...first career 15-5-5 game in the playoffs with 18 points (7-13 FG, 4-9 3FG), playoff career-high-tying 10 rebounds and playoff career-best 5 assists in Game 6 closeout win at UTA (4/28/22)...went 8-of-12 (.667) from beyond the arc en route to posting a playoff career-high 24 points in Game 4 win vs. PHX (5/8/22)...his 8 3-pointers marked his most in any game (regular season or postseason) and he joined Jason Terry, who hit 9 3-pointers 11 years ago to the day (9-10 3FG, .900, Game 4 of WCS vs. LAL 5/8/11), and Maxi Kleber (8-11 3FG, .727, Game 2 of first round vs. UTA 4/18/22) as the only Mavericks to hit 8+ 3-pointers in a playoff game.
- » **2021 (DAL):** In seven first-round starts vs. LAC, averaged 10.3 points, 6.6 rebounds, 2.1 assists and 1.1 steals in 38.7 minutes...scored a 2021 postseason-high 18 points in Game 1 at LAC (5/22/21) and Game 7 at LAC (6/6/21)...added a playoff career-high 10 rebounds (6 OR) in Game 7 for his first career double-double in the postseason.
- » **2020 (DAL):** In playoff debut, averaged 10.2 points, 5.7 rebounds, 3.2 assists, 1.2 steals and 31.8 minutes in six first-round games (all starts) vs. LAC...scored a 2020 postseason-high 16 points (6-11 FG) in Game 6 vs. LAC (8/30/20).

COLLEGE CAPSULE

- » In 134 career games (91 starts) at Virginia Tech and Florida, averaged 10.7 points, 7.1 rebounds and 1.9 assists in 28.6 minutes...in three seasons at Florida (2013-16), averaged 12.1 points, 7.1 rebounds, 1.9 assists and 28.5 minutes in 101 games (61 starts)...two-time second-team All-SEC selection by the coaches (2015, 2016)...third-team All-SEC by the Associated Press (2016)...led Florida in rebounding in each of his three seasons at the school and led the team in scoring in both his junior and senior years...the Gators were 12-1 (.923) all-time when he scored 20+ points...became the first Florida player to join the 1,000-point club after transferring to the school (finished with 1,220 career points at UF)...named the 2014 SEC Sixth Man of the Year, becoming the second Gator to win the award (joining Chris Richard, 2007)...named to ACC All-Freshman Team at Virginia Tech (2012).
- » **2015-16 (Florida):** As a senior, averaged team highs of 14.7 points and 8.3 rebounds to go with 2.1 assists and 31.8 minutes in 36 games (all starts)...shot 43.6% (169-388 FG) from the field, 36.6% (71-194 3FG) from 3-point range and 73.3% (121-165 FT) from the line...team-high eight double-doubles, eight 20-point games and 10 double-figure rebounding efforts.
- » **2014-15 (Florida):** As a junior, averaged team highs of 13.1 points and 6.2 rebounds to go with 1.6 assists, 1.1 steals and 27.9 minutes in 28 games (23 starts) while shooting 47.2% (137-290 FG) from the field and team-best 42.6% (49-115 FT) from 3-point range...three double-doubles...four games with 20+ points (4-0 record)...22 games with 10+ points...career-high 25 points (10-15 FG, 5-7 3FG) in Florida's win over Jacksonville (12/14/14).
- » **2013-14 (Florida):** As a sophomore, averaged 8.7 points, team-high 6.7 rebounds, 2.1 assists and 25.7 minutes in 37 games (2 starts)...22 points and 15 boards in an OT win over Arkansas (1/11/14), the first 20/15 performance by a Gator in a road venue during Billy Donovan's tenure.
- » **2012-13 (Florida):** Redshirted, per NCAA regulations, after transferring to Florida from Virginia Tech.
- » **2011-12 (Virginia Tech):** As a freshman, averaged 6.3 points, 7.0 rebounds, 1.9 assists and 29.0 minutes in 33 games (30 starts) en route to earning ACC All-Freshman honors.

PERSONAL CAPSULE

- » Son of Desiree Finney-Jones...brother, Ben Finney, played basketball at Old Dominion.
- » Holds an annual turkey giveaway in his native Portsmouth, Virginia around the holidays...has also given out turkeys to Dallas families in need...his foundation, the Finney Family First Foundation, aims to inspire youth to become productive members of society by providing service to the community.





- » Four-year letter winner at I.C. Norcom High School...two-time VHSL Class AAA Player of the Year and first-team all-state, all-region, All-Tidewater and all-district...led team to back-to-back Group AAA championships, along with Eastern Region and District titles...averaged 18 points, 10.7 rebounds and 3.8 blocks as a senior...posted 19 points, 17 rebounds and 3 blocks in the state championship game vs. L.C. Bird his senior year.
- » On Twitter [@doefinney_10](#).

DORIAN FINNEY-SMITH - NBA REGULAR SEASON STATISTICS

SEASON	TEAM	GP	GS	MIN	FG	FGA	FG%	3PM	3PA	3P%	FT	FTA	FT%	OR	DR	TOT	A	ST	TO	BS	PTS	PPG
2016-17	DAL	81	35	1,642	124	333	.372	56	191	.293	46	61	.754	55	167	222	67	52	45	25	350	4.3
2017-18	DAL	21	13	448	46	121	.380	20	67	.299	11	15	.733	22	53	75	26	10	21	4	123	5.9
2018-19	DAL	81	26	1,985	228	528	.432	79	254	.311	73	103	.709	138	251	389	95	70	74	36	608	7.5
2019-20	DAL	71	68	2,120	243	522	.466	114	303	.376	78	108	.722	145	260	405	114	45	69	39	678	9.5
2020-21	DAL	60	60	1,921	220	466	.472	119	302	.394	31	41	.756	98	228	326	102	52	48	25	590	9.8
2021-22	DAL	80	80	2,644	326	692	.471	172	435	.395	56	83	.675	122	253	375	150	88	80	39	880	11.0
TOTALS		394	282	10,756	1,187	2,662	.446	560	1,552	.361	295	411	.718	580	1,212	1,792	554	317	337	168	3,229	8.2
PER GAME		--	--	27.3	3.0	6.8	--	1.4	3.9	--	0.7	1.0	--	1.5	3.1	4.5	1.4	0.8	0.9	0.4	8.2	--

DORIAN FINNEY-SMITH - NBA POSTSEASON STATISTICS

SEASON	TEAM	GP	GS	MIN	FG	FGA	FG%	3PM	3PA	3P%	FT	FTA	FT%	OR	DR	TOT	A	ST	TO	BS	PTS	PPG
2019-20	DAL	6	6	191	23	52	.442	11	30	.367	4	5	.800	12	22	34	19	7	9	3	61	10.2
2020-21	DAL	7	7	271	26	64	.406	16	37	.432	4	5	.800	17	29	46	15	8	12	2	72	10.3
2021-22	DAL	18	18	688	74	157	.471	46	108	.426	17	24	.708	32	67	99	35	17	18	7	211	11.7
TOTALS		31	31	1,148	123	273	.451	73	175	.417	25	34	.735	61	118	179	69	32	39	12	344	11.1
PER GAME		--	--	37.0	4.0	8.8	--	2.4	5.6	--	0.8	1.1	--	2.0	3.8	5.8	2.2	1.0	1.3	0.4	11.1	--

	REG CAREER HIGHS	POST CAREER HIGHS	2021-22 REG HIGHS	2021-22 POST HIGHS
PTS	28 at CLE 3/30/22	24 vs. PHX 5/8/22	28 at CLE 3/30/22	24 vs. PHX 5/8/22
FGM	10 2 times (@ CLE, 3/30/22)	9 vs. GSW 5/24/22	10 at CLE 3/30/22	9 vs. GSW 5/24/22
FGA	19 2 times (vs. MIL, 8/8/20)	15 vs. PHX 5/6/22	16 at CLE 3/30/22	15 vs. PHX 5/6/22
3FGM	6 4 times (@ CLE, 3/30/22)	8 vs. PHX 5/8/22	6 at CLE 3/30/22	8 vs. PHX 5/8/22
3FGA	12 3 times (@ CLE, 3/30/22)	12 vs. PHX 5/8/22	12 at CLE 3/30/22	12 vs. PHX 5/8/22
FTM	7 2 times (@ SAC, 8/4/20)	4 vs. UTA 4/16/22	4 vs. MIL 12/23/21	4 vs. UTA 4/16/22
FTA	9 at SAC 8/4/20	4 3 times (@ GSW, 5/20/22)	4 3 times (@ NYK, 1/12/22)	4 3 times (@ GSW, 5/20/22)
OREB	7 at PHX 4/9/17	6 at LAC 6/6/21	4 6 times (vs. UTA, 3/7/22)	5 2 times (@ GSW, 5/18/22)
DREB	10 at SAC 8/4/20	8 at UTA 4/28/22	7 3 times (@ LAL, 3/1/22)	8 at UTA 4/28/22
TREB	16 at SAC 8/4/20	10 2 times (@ UTA, 4/28/22)	10 vs. OKC 1/17/22	10 at UTA 4/28/22
ASTS	6 3 times (@ MIL, 4/3/22)	5 at UTA 4/28/22	6 2 times (@ MIL, 4/3/22)	5 at UTA 4/28/22
STLS	4 at OKC 1/26/17	5 at LAC 6/2/21	3 11 times (vs. HOU, 3/23/22)	4 at UTA 4/21/22
BLKS	3 6 times (vs. HOU, 10/26/21)	2 2 times (vs. UTA, 4/16/22)	3 vs. HOU 10/26/21	2 vs. UTA 4/16/22
MINS	49 at LAC 11/23/21	47 at UTA 4/21/22	49 at LAC 11/23/21	47 at UTA 4/21/22







JOSH GREEN



3RD SEASON IN THE NBA

HEIGHT
6'6"

WEIGHT
210

BIRTHDAY
11.16.00

ACQUIRED
DRAFTED 18TH OVERALL IN 2020

PRIOR TO NBA
ARIZONA

3RD SEASON WITH THE MAVS

COUNTRY
AUSTRALIA

GUARD/FORWARD

CAREER TRANSACTIONS

- Selected by Dallas in the first round (18th overall pick) of the 2020 NBA Draft.

PROFESSIONAL CAPSULE

- In 106 games (8 starts), is averaging 4.0 points, 2.3 rebounds, 1.0 assists and 14.0 minutes while shooting 49.3% (172-349 FG) from the field.

SEASON HIGHLIGHTS**2021-22 (Dallas)**

- Appeared in 67 games (3 starts), averaging 4.8 points, 2.4 rebounds and 1.2 assists in 15.5 minutes.
- Shot 50.8% (130-256 FG) from the field, the second-highest FG% on the team by a player with 100+ FGA (behind Dwight Powell, .671, 269-401 FG)...shot 35.9% (28-78 3FG) from 3-point range, including 41.0% (16-39 3FG) from deep in the team's final 20 games of the season.
- One double-double (1-0 record)...two games with 15+ points (2-0 record)...eight games with 10+ points (7-1 record)...16 games with 8+ points (14-2 record)...27 games with 5+ points (22-5 record)...one game with 10+ rebounds (1-0 record)...10 games with 5+ rebounds (9-1 record)...one game with 10+ assists (1-0 record).
- Assigned to the G League's Texas Legends for one game and had 20 points (8-14 FG, 2-6 3FG, 1-2 FT), 7 rebounds and 5 assists in 32 minutes vs. Birmingham (11/13/21).
- In return from health and safety protocols, 9 points (3-7 FG, 3-3 FT), 4 rebounds, career-high 10 assists and 2 steals in 26 minutes at POR (12/27/21)...at 21 years, 41 days, became the third-youngest player in franchise history to dish out 10+ assists (Luka Dončić, 19 years, 293 days; Dennis Smith Jr., 19 years, 327 days).
- First career double-figure scoring game with 17 points (6-7 FG, 1-1 3FG, 4-5 FT), including 11 in first half, to go with 5 rebounds (3 OR), 2 assists and 2 steals in 25 minutes at HOU (1/7/22).
- Career-best 18 points (8-10 FG, 1-1 3FG, 1-1 FT) to go with 6 rebounds and 1 assist in 22 minutes vs. CHI (1/9/22).
- Scored 17+ points in consecutive games (17 at HOU 1/7/22, 18 vs. CHI 1/9/22), after he failed to reach double figures in each of his first 62 career games...over the two-game stretch, went 14-of-17 (.824) from the field, including 2-of-2 (1.000) from 3-point range, en route to averaging 17.5 points, 5.5 rebounds, 1.5 assists and 1.0 steals in 23.5 minutes.
- First career double-double with 12 points (4-6 FG, 2-3 3FG, 2-4 FT), career-high 12 rebounds (6 OR), 1 assist and 1 steal in 29 minutes vs. SAC (3/5/22).
- 10 points (4-10 FG, 1-2 3FG, 1-1 FT), 6 rebounds (3 OR), 1 assist, career-high 4 steals and career-high-tying 2 blocks in career-high 36 minutes at HOU (3/11/22).
- Appeared in 100th career game vs. LAL (3/29/22) and had 12 points (5-8 FG, 2-3 3FG) in 20 minutes.
- Missed three games due to health and safety protocols (12/19-12/23/21) and one for return to competition reconditioning (12/25/21).

2020-21 (Dallas)

- Appeared in 39 games (5 starts) as a rookie, averaging 2.6 points and 2.0 rebounds in 11.4 minutes while shooting 45.2% (42-93 FG) from the field.
- As part of a flex-assignment, appeared in six games (3 starts) with the G League's Salt Lake City Stars in the G League bubble (Orlando), where he averaged 13.5 points (.455 FG%), 4.8 rebounds, 3.5 assists and 2.2 steals in 29.7 minutes.
- Made NBA debut at PHX (12/23/20) and had 2 points (1-1 FG) in 3 minutes.
- Scored a season-high 8 points twice (at IND 1/20/21, at MIN 5/16/21).

PLAYOFF CAPSULE

- Has appeared in 17 career postseason games, averaging 1.4 points in 7.4 minutes.
- 2022 (DAL):** Appeared in 16 games for DAL and averaged 1.4 points in 7.6 minutes...set or tied playoff career highs for points (12), rebounds (3), assists (6), steals (2) and minutes (19) in Game 3 win at UTA (4/21/22).
- 2021 (DAL):** Made career playoff debut, playing 4 minutes in Game 4 vs. LAC (5/30/21).

INTERNATIONAL CAPSULE (Australian National Team)

- Summer 2021:** Competed with the Australian national team at the 2020 Olympic Games in Tokyo, winning a bronze medal (the country's first-ever Olympic medal in men's basketball)...appeared in five games and averaged 1.2 points and 0.8 assists in 3.0 minutes...6 points and 2 rebounds in 4 minutes in the quarterfinals vs. Argentina.

COLLEGE CAPSULE

- 2019-20:** In only season at Arizona, averaged 12.0 points, 4.6 rebounds, 2.6 assists and 1.5 steals in 30 games (all starts)...shot 36.1% (30-83 3FG) from 3-point range and 78.0% (85-109 FT) from the line...recorded a team-high 46 steals, the sixth-most by an Arizona freshman ever...ranked sixth in the PAC-12 in steals per game...two games with 20+ points (22 vs. Illinois 11/10/19, career-high 24 vs. Pepperdine 11/28/19)...the Wildcats were 14-4 when he scored in double figures, including 5-0 when he tallied 18+ points...18 points, season-high 6 assists and season-best 4 steals vs. Oregon State (2/20/20)...19 points in Pac-12 Tournament win over Washington (3/11/20)...saw freshman season come to end when the Pac-12 cancelled its tournament due to the COVID-19 pandemic (3/12/20).

PERSONAL CAPSULE

- Born in Sydney to Australian mother Cahla and American-born father Delmas...both parents played professional basketball in Australia...brother, Jay Green, plays basketball at Northern Arizona.
- Competed in the 2018 and 2019 Nike Hoop Summit with Team World.





- » Attended The King's School in Sydney, where he was selected to represent the New South Wales' under 16 state team at the age of 13...family relocated to Phoenix in 2014, where he played two years at Mountain Ridge High School before transferring to IMG Academy in Bradenton, Florida (the same high school Mavericks center Dwight Powell attended)...helped lead the IMG to the high school national championship as a senior, scoring a team-high 19 points in the title game while earning MVP honors...named a McDonald's All-American and USA Today All-USA third-team selection in 2019.
- » Played Australian rules football, basketball, rugby, soccer and swimming growing up...by the age of 10, had been selected to represent New South Wales in nine separate sports.
- » On Twitter @JoshBGreen.

JOSH GREEN - NBA REGULAR SEASON STATISTICS

SEASON	TEAM	GP	GS	MIN	FG	FGA	FG%	3PM	3PA	3P%	FT	FTA	FT%	OR	DR	TOT	A	ST	TO	BS	PTS	PPG
2020-21	DAL	39	5	445	42	93	.452	4	25	.160	13	23	.565	28	50	78	28	16	17	3	101	2.6
2021-22	DAL	67	3	1,039	130	256	.508	28	78	.359	31	45	.689	52	109	161	79	45	44	14	319	4.8
TOTALS		106	8	1,482	172	349	.493	32	103	.311	44	68	.647	80	159	239	107	61	61	17	420	4.0
PER GAME		--	--	14.0	1.6	3.3	--	0.3	1.0	--	0.4	0.6	--	0.8	1.5	2.3	1.0	0.6	0.6	0.2	4.0	--

JOSH GREEN - NBA POSTSEASON STATISTICS

SEASON	TEAM	GP	GS	MIN	FG	FGA	FG%	3PM	3PA	3P%	FT	FTA	FT%	OR	DR	TOT	A	ST	TO	BS	PTS	PPG
2020-21	DAL	1	0	4	0	0	.000	0	0	.000	0	0	.000	0	0	0	0	0	0	0	0	0.0
2021-22	DAL	16	0	121	8	28	.286	5	22	.227	2	8	.250	1	11	12	7	5	0	0	23	1.4
TOTALS		17	0	125	8	28	.286	5	22	.227	2	8	.250	1	11	12	7	5	0	0	23	1.4
PER GAME		--	--	7.4	0.5	1.6	--	0.3	1.3	--	0.1	0.5	--	0.1	0.6	0.7	0.4	0.3	0.0	0.0	1.4	--

	REG CAREER HIGHS		POST CAREER HIGHS		2021-22 REG HIGHS		2021-22 POST HIGHS
PTS	18 vs. CHI 1/9/22	PTS	12 at UTA 4/21/22	PTS	18 vs. CHI 1/9/22	PTS	12 at UTA 4/21/22
FGM	8 vs. CHI 1/9/22	FGM	4 at UTA 4/21/22	FGM	8 vs. CHI 1/9/22	FGM	4 at UTA 4/21/22
FGA	10 3 times (@ HOU, 3/11/22)	FGA	6 at UTA 4/21/22	FGA	10 3 times (@ HOU, 3/11/22)	FGA	6 at UTA 4/21/22
3FGM	2 6 times (@ DET, 4/6/22)	3FGM	3 at UTA 4/21/22	3FGM	2 6 times (@ DET, 4/6/22)	3FGM	3 at UTA 4/21/22
3FGA	4 at BKN 3/16/22	3FGA	5 at UTA 4/21/22	3FGA	4 at BKN 3/16/22	3FGA	5 at UTA 4/21/22
FTM	4 3 times (vs. IND, 1/29/22)	FTM	1 2 times (@ UTA, 4/23/22)	FTM	4 3 times (vs. IND, 1/29/22)	FTM	1 2 times (@ UTA, 4/23/22)
FTA	5 at HOU 1/7/22	FTA	4 at UTA 4/21/22	FTA	5 at HOU 1/7/22	FTA	4 at UTA 4/21/22
OREB	6 vs. SAC 3/5/22	OREB	1 at UTA 4/28/22	OREB	6 vs. SAC 3/5/22	OREB	1 at UTA 4/28/22
DREB	7 at DET 4/6/22	DREB	3 at UTA 4/21/22	DREB	7 at DET 4/6/22	DREB	3 at UTA 4/21/22
TREB	12 vs. SAC 3/5/22	TREB	3 at UTA 4/21/22	TREB	12 vs. SAC 3/5/22	TREB	3 at UTA 4/21/22
ASTS	10 at POR 12/27/21	ASTS	6 at UTA 4/21/22	ASTS	10 at POR 12/27/21	ASTS	6 at UTA 4/21/22
STLS	4 at HOU 3/11/22	STLS	2 2 times (@ UTA, 4/21/22)	STLS	4 at HOU 3/11/22	STLS	2 2 times (@ UTA, 4/21/22)
BLKS	2 2 times (@ HOU, 3/11/22)	BLKS	--	BLKS	2 2 times (@ HOU, 3/11/22)	BLKS	--
MINS	36 at HOU 3/11/22	MINS	19 at UTA 4/21/22	MINS	36 at HOU 3/11/22	MINS	19 at UTA 4/21/22







TIM HARDAWAY JR.



10TH SEASON IN THE NBA

HEIGHT
6'5"

PRIOR TO NBA
MICHIGAN

WEIGHT
205

ACQUIRED
SIGNED BY DALLAS (8/9/21)

COUNTRY
USA

4TH SEASON WITH THE MAVS

BIRTHDAY
3.16.92

DALLAS

GUARD

CAREER TRANSACTIONS

- » Selected by New York in the first round (24th overall pick) of the 2013 NBA Draft.
- » As part of a three-team draft night trade in 2015, sent from New York to Atlanta in a deal that sent the draft rights to the 2015 19th overall pick Jerian Grant from the Hawks to the Knicks, the draft rights to the 2015 15th overall selection Kelly Oubre Jr. from Atlanta to Washington, and two future second-round picks from the Wizards to the Hawks (6/25/15).
- » Signed as a free agent with New York (7/8/17).
- » Traded by New York with Kristaps Porzingis, Courtney Lee and Trey Burke to Dallas in exchange for Dennis Smith Jr., DeAndre Jordan, Wesley Matthews and two future first-round picks (1/31/19).
- » Signed by Dallas (8/9/21).

PROFESSIONAL CAPSULE

- » Holds career averages of 13.9 points, 2.8 rebounds, 1.9 assists and 27.0 minutes in 586 games (288 starts) with New York, Atlanta and Dallas.
- » Hit 120+ 3-pointers in seven of his first eight NBA seasons, including a career-high 207 triples in 2020-21.
- » Ranks 10th in Mavericks history in career 3-point field goals made (558).
- » Is a career 81.2% (1,192-1,468 FT) foul shooter and shot at least 80.0% from the stripe in seven of his first eight seasons.
- » Has registered 22 30-point games as a pro, after scoring 30 just once in his three-year college career.
- » Earned 2014 NBA All-Rookie First Team honors and finished fifth in media balloting for Kia 2014 NBA Rookie of the Year award...set the Knicks rookie record for 3-pointers made (130).
- » Played in the 2014 BBVA Compass Rising Stars Challenge at All-Star Weekend (New Orleans) and scored a game-high 36 points...competed alongside his father Tim Sr. and the WNBA's Elena Delle Donne on Team Hardaway in Sears Shooting Stars competition.

SEASON HIGHLIGHTS

2021-22 (Dallas)

- » In 42 games (20 starts), averaged 14.2 points, 3.7 rebounds and 2.2 assists in 29.6 minutes, before suffering a season-ending fifth metatarsal fracture in his left foot at GSW (1/25/22).
- » Shot 102-of-304 (.336) from 3-point range and 75.7% (78-103 FT) from the FT line.
- » Three games with 25+ points...seven games with 20+ points...21 games with 15+ points...five games with 5+ 3-pointers.
- » 25 points (9-16 FG, 7-11 3FG), including 13 in fourth quarter, to go with 3 rebounds, 2 assists and 1 steal in 39 minutes at TOR (10/23/21).
- » Season-high (game-high-tying) 29 points (5-9 3FG, 10-14 FT), including 20 in fourth quarter, to go with 7 rebounds and 2 steals in 31 minutes vs. MEM (12/4/21)...his 20-point fourth quarter marked the second-highest scoring period of his career (23, 4th quarter, at HOU 2/2/17)...his 10-14 FTs marked his second-most FTM and FTA in a game (16-20 FT, at ATL 11/7/18).
- » 28 points (10-19 FG, 4-5 FT), including 12 in first quarter, to go with 6 rebounds, 2 steals and 1 block in 41 minutes at MIN (12/19/21).
- » Missed six games due to health and safety protocols (12/21-12/31/21)...suffered a fifth metatarsal fracture in his left foot in the second quarter at GSW (1/25/22) (was fouled on the play and still made both FTs before exiting the game)...missed the final 34 games of the season due to the injury (1/16-4/10/22), which he had surgery to address (2/1/22).

2020-21 (Dallas)

- » Averaged 16.6 points, 3.3 rebounds, 1.8 assists and 28.4 minutes in team-high 70 games (31 starts).
- » Shot 44.7% (407-911 FG) from the field, 39.1% (207-529 3FG) from 3-point range and 81.6% (142-174 FT) from the line.
- » Connected on a career-high 207 3-pointers (8th-most in the NBA), his second straight season with 200+ 3s (204-513 3FG, 2019-20) and the second-most in a single season in Mavericks history (George McCloud, 257, 1995-96, is the only other player in franchise history to make 200+ 3s in a single season).
- » One game with 40+ points (1st career 40-point effort)...three games with 35+ points (3-0 record)...five games with 30+ points (4-1 record)...nine games with 25+ points (7-2 record)...18 games with 20+ points (13-5 record)...six games with 7+ 3-pointers (5-1 record).
- » As a starter, averaged 18.6 points (.450 FG%, .398 3FG%, .814 FT%), 3.4 rebounds and 2.0 assists in 31.8 minutes.
- » As a reserve, averaged 15.1 points (.444 FG%, .385 3FG%, .818 FT%), the third-highest scoring average among players with 30+ appearances off the bench, to go with 3.2 rebounds and 1.6 assists in 25.6 minutes.
- » In first appearance off the bench since November 2019, 30 points (11-14 FG, 8-10 3FG), 7 rebounds and 2 assists in 31 minutes at HOU (1/4/21).
- » 36 points (12-20 FG, 8-13 3FG), including 16 in third quarter, to go with 5 rebounds and 2 assists in 40 minutes vs. ORL (1/9/21).
- » Knocked down 1,000th career 3-pointer at the 4:26 mark of the first quarter vs. PHX (1/30/21), becoming the 118th player in NBA history to reach the milestone.
- » 30 points (11-19 FG, 5-10 3FG), including 16 in second quarter, to go with 5 rebounds and 3 assists in 35 minutes at NOP (3/27/21).
- » In return to where he played collegiately in Michigan, career-high 42 points (13-23 FG, 6-10 3FG, 10-10 FT), including 17 consecutive points in fourth quarter, in 36 minutes at DET (4/29/21).
- » In return to his native South Florida, 36 points (13-24), including career-high 10 3-pointers (10-18 3FG), in 33 minutes at MIA (5/4/21)...his 10 3-pointers tied the Mavericks franchise record (Wesley Matthews, 10-17 3FG, at WAS 12/6/15; McCloud, 10-12 3FG, OT, vs. PHX 12/16/95)...scored 18 points in the third quarter, his highest-scoring period of the season.
- » Over an eight-game span (4/29-5/12/21), averaged 26.0 points (.557 FG%, .494 3FG%, .889 FT%) and the Mavericks went 7-1 in those games.





- » Missed one game due to a left groin strain (1/17/21) and one due to right ankle soreness (5/2/21).

2019-20 (Dallas)

- » Averaged 15.8 points, 3.3 rebounds, 1.9 assists and 29.5 minutes in 71 games (58 starts).
- » Shot 43.4% (384-884 FG) from the field, career-high 39.8% (204-513 3FG) from 3-point range and 81.9% (149-182 FT) from the line.
- » Among NBA leaders, ranked seventh in 3-pointers made (204) and 33rd in 3FG%...joined McCloud (257, 1995-96) as the only players in franchise history with 200+ 3s in a season.
- » The Miami Palmetto HS alum hit both his 800th and 900th career 3-pointers against the Heat in 2019-20 (No. 800 vs. MIA 12/14/19, No. 900 at MIA 2/28/20).
- » Four games with 30+ points...13 games with 25+ points...21 games with 20+ points...54 games with 10+ points...career-high 13 games with 5+ 3-pointers.
- » 31 points (10-18 FG, 5-11 3FG), 4 rebounds, 5 assists and 2 steals in 38 minutes at HOU (11/24/19).
- » 29 points (10-13 FG), including season-high 9 3-pointers (9-12 3FG), in 36 minutes vs. SAC (12/8/19).
- » Season-high 33 points (12-18 FG, 5-10 3FG) en route to surpassing 6,000 career points vs. UTA (2/10/20).
- » Season-high-tying 33 points (11-22 FG, 6-14 3FG), 4 rebounds and 5 assists in 35 minutes at ATL (2/22/20).
- » 30 points (11-21 FG, 6-11 3FG) in 39 minutes vs. IND (3/8/20).
- » Over a 20-game stretch (2/10-8/11/20), averaged 19.9 points (.460 FG%, .398 3FG%, .833 FT%) while scoring 20+ points 10 times and 30+ 3 times.
- » Missed three games due to a left hamstring strain (12/31/19-1/4/20) and one game due to illness (3/6/20).

2018-19 (New York and Dallas)

- » Averaged career-high 18.1 points, 3.4 rebounds, 2.4 assists and 31.6 minutes in 65 games (63 starts).
- » Shot 34.0% (162-477 3FG) from 3-point range and 84.1% (career highs 232-276 FT) from the line.
- » In 46 games (all starts) with NYK, averaged team-high 19.1 points, 3.5 rebounds and 2.7 assists in 32.6 minutes.
- » In 19 games (17 starts) with DAL, averaged 15.5 points, 3.2 rebounds and 1.9 assists in 29.3 minutes.
- » Two double-doubles (both with NYK)...one game with 35+ points...six 30-point efforts, all coming within first 17 games of the year...10 games with 25+ points (all with NYK)...32 20-point outings (7 with DAL), including 20 in first 28 games of the season...55 games with 10+ points (17 with DAL)...two games with 10+ rebounds (both with NYK).
- » Recorded 30+ points in three straight games (30 at NOP 11/16/18, 32 at ORL 11/18/18, 32 vs. POR 11/20/18), the lone 30-point streak of his career...also posted the two longest 20-point streaks of his career in 2018-19 (5 games, 11/14-11/21/18; 4 games, 10/17-10/22/18).
- » Season-high 37 points (10-19 FGs, 7-11 3FGs, 10-10 FTs) in 38 minutes vs. IND (10/31/18).
- » Surpassed 5,000 career points and hit his 700th career 3-pointer vs. POR (2/10/19).
- » Missed one game due to a sore back (11/5/18), one due to a sore right heel (12/17/18), one due to an illness (12/27/18), one due to a sore left hamstring (1/13/19) and the final 11 contests due to a left tibia stress reaction (3/21-4/10/19).

2017-18 (New York)

- » In return to Knicks, averaged 17.5 points, career-high 3.9 rebounds, career-high 2.7 assists, career-best 1.1 steals and career-high 33.1 minutes in 57 games (54 starts).
- » Shot 42.1% (360-856 FG) from the field, 31.7% (130-410 3FG) from 3-point range and 81.6% (146-179 FT) from the line (did not qualify for the NBA leaderboard in ppg or mpg, as he missed 23 games due to illness/injury).
- » Two double-doubles...three games with 35+ points...five games with 30+ points...12 games with 25+ points...18 games with 20+ points.
- » 38 points (13-27 FG, 4-9 3FG, 8-10 FT), 6 rebounds and 7 assists in 37 minutes vs. TOR (11/22/17).
- » 37 points (14-24 FG, 6-9 3FG, 3-3 FT), 5 rebounds and 2 steals in 40 minutes vs. WAS (2/14/18).
- » Season-high 39 points (14-25 FG, 6-11 3FG) in 36 minutes vs. MIN (3/23/18).
- » Missed 20 games with a lower left leg stress injury (12/3/17-1/10/18) and three games with a sprained left ankle (4/7-4/11/18).

2016-17 (Atlanta)

- » Averaged 14.5 points, 2.8 rebounds, 2.3 assists and 27.3 minutes in 79 games (30 starts).
- » Shot career-high 45.5% (415-912 FG) from the field, 35.7% (149-417 3FG) from 3-point range and 76.6% (164-214 FT) from the line.
- » Two games with 30+ points...eight games with 25+ points...23 games with 20+ points...59 games with 10+ points.
- » Season-high 36 points (13-20 FG, 5-9 3FG, 5-6 FT) in 35 minutes vs. CLE (3/3/17).

2015-16 (Atlanta)

- » Averaged 6.4 points, 1.7 rebounds and 16.9 minutes in 51 games (1 start).
- » Shot 43.0% (114-265 FG) from the field, 33.6% (48-143 3FG) from 3-point range and career-high 89.3% (50-56 FT) from the line.
- » Two games with 20+ points (2-0 record)...12 games with 10+ points.
- » Set or tied season highs for points (21), rebounds (7), assists (4) and minutes (30) vs. DEN (3/17/16).
- » Had two stints in the G League (2 games with Canton, 3 games with Austin) and averaged a combined 18.8 points in five games (2 starts).

2014-15 (New York)

- » Averaged 11.5 points, 2.2 rebounds, 1.8 assists and 24.0 minutes in 70 games (30 starts).
- » Shot 34.2% (121-354 3FG) from 3-point range and 80.1% (125-156 FT) from the line.
- » 10 games with 20+ points...41 games with 10+ points.
- » Season-high 25 points (9-17 FG, 5-8 3FG), 6 rebounds and 5 assists in 35 minutes at CHA (1/24/15).
- » Season-high-tying 25 points (7-12 FG, 5-8 3FGs, 6-8 FT) in 34 minutes vs. DET (4/15/15).

2013-14 (New York)

- » As a rookie, averaged 10.2 points, 1.5 rebounds and 23.1 minutes in career-high 81 games (1 start)...shot 42.8% (294-687 FG) from the field, 36.3% (130-358 3FG) from 3-point range and 82.8% (106-128 FT) from the line.
- » Earned 2014 NBA All-Rookie First Team honors and finished fifth in media balloting for Kia 2014 NBA Rookie of the Year award...among all rookies, ranked fourth in scoring, behind Michael Carter-Williams (16.7 ppg), Victor Oladipo (13.8 ppg) and Trey Burke (12.8 ppg)...ranked second among rookies in FT% (Burke, .903), third in 3FG%, fifth in FG% and sixth in minutes.
- » Two games with 25+ points (2-0 record)...nine games with 20+ points...four games with 5+ 3-pointers (3-1 record).
- » Season-high 29 points (11-17 FG, season highs 6-12 3FG) in 30 minutes vs. CLE (1/30/14).
- » Played in 2014 BBVA Compass Rising Stars Challenge at All-Star Weekend (New Orleans) and scored a game-high 36 points...competed alongside father Tim Sr. and the WNBA's Elena Delle Donne on Team Hardaway in Sears Shooting Stars competition.

PLAYOFF CAPSULE

- » Holds career playoff averages of 11.5 points, 2.5 rebounds, 1.3 assists and 26.9 minutes in 28 games (19 starts) with ATL and DAL.
- » **2022 (DAL):** Missed the entire 2022 postseason recovering from left foot surgery.
- » **2021 (DAL):** In seven first-round starts vs. LAC, averaged 17.0 points, 3.3 rebounds, 1.4 assists and playoff career-high 37.4 minutes...shot postseason career-best 40.4% (23-57 3FG) from 3-point range...four games with 20+ points...two games with 5+ 3-pointers...six games with 10+ points...playoff career-high 28 points (9-14 FG), including playoff career-best 6 3-pointers (6-8 3FG), to go with postseason career-high 5 assists in Game 2 at LAC (5/25/21).
- » **2020 (DAL):** Set new playoff career highs for scoring (17.8 ppg), rebounding (3.5 rpg) and assists (1.8 apg) in six first-round games (all starts) vs. LAC...shot 42.1% (40-95 FG) from the field, including 19-of-54 (.352) from 3-point range...recorded first two career 20-point performances in the playoffs (22 in Game 3 vs. LAC 8/21/20, 21 in Game 4 8/23/20).





- » **2017 (ATL):** Averaged 12.8 points, 2.7 rebounds, 1.2 assists and 33.3 minutes in six first-round games (all starts) vs. WAS.
- » **2016 (ATL):** Made playoff debut with ATL and averaged 2.2 points, 1.0 rebounds and 9.7 minutes in nine games.

INTERNATIONAL CAPSULE (Team USA)

- » **Summer 2014:** Member of 2014 USA Men's Select Team that trained with the 2014 USA Basketball Men's National Team in Las Vegas in July 2014.
- » **Summer 2011:** Played with Team USA at the 2011 FIBA U19 World Championships, where he averaged 9.4 points, 2.1 rebounds and 1.8 assists in nine games...shot 43.3% (29-67 FG) from the field and 85.0% (17-20 FT) from the line.

COLLEGE CAPSULE

- » Played three seasons at Michigan (2010-13), including final two as a teammate of Burke, where he averaged 14.3 points, 4.1 rebounds, 2.1 assists and 33.3 minutes in 107 games (all starts)...concluded college career as the school's 18th all-time leading scorer (1,532 points) and sixth on the program's all-time 3-pointers made (202)...helped lead the Wolverines to a 76-32 (.703) record, including three straight NCAA Tournament appearances...Michigan was 18-1 (.947) all-time when he scored 20+ points and 5-0 when he had a double-double.
- » **2012-13:** As a junior, averaged 14.5 points, 4.7 rebounds, 2.4 assists and 34.8 minutes in 38 games (all starts) en route to being named First Team All-Big Ten by the coaches and Second Team All-Big Ten by the media...helped Michigan advance to 2013 national title game, where it lost to Louisville...named Rudy Tomjanovich team Most Improved Player as well as Most Outstanding Player at NIT Season Tip-Off at Madison Square Garden...shot career-high 43.7% (201-460 FG) from the field and career-best 37.4% (73-195 3FG) from 3-point range...career-high seven games with 20+ points (7-0 record).
- » **2011-12:** As a sophomore, averaged 14.6 points, 3.8 rebounds, 2.1 assists and 34.2 minutes in 34 games (all starts) en route to earning Third Team All-Big Ten honors...helped Wolverines to first Big Ten regular-season title in 26 years...six games with 20+ points (6-0 record).
- » **2010-11:** As a freshman, averaged 13.9 points, 3.8 rebounds, 1.7 assists and 30.7 minutes in 35 games (all starts) en route to garnering Big Ten All-Freshman Team honors...shot 42.0% (159-379 FG) from the field, 36.7% (76-207 3FG) from 3-point range and 76.5% (91-119 FT) from the line...career-high 30 points (9-14 FG, 5-7 3FG, 7-7 FT) in win at Iowa (2/19/11)...six games with 20+ points (5-1 record).

PERSONAL CAPSULE

- » Full name is Timothy Duane Hardaway Jr.
- » Son of Hall of Famer Tim Hardaway Sr., who played in 54 games for Dallas in 2001-02...the Hardaways are the first father/son combo in Mavericks history.
- » Donned No. 10 at Michigan, which is the same number his father wore in college (and had retired at UTEP)...wore No. 5 in his first Knicks stint, as that was his father's rookie number with the Warriors...wore No. 10 with the Hawks, which was the number his dad went on to wear in Golden State, Miami, Dallas and Denver...wore No. 3 in his second stint with the Knicks and is currently sporting No. 11 with the Mavericks.
- » Three-time All-City performer at Miami Palmetto High School.
- » On Twitter [@T_HardJR](#).

TIM HARDAWAY JR. - NBA REGULAR SEASON STATISTICS

SEASON	TEAM	GP	GS	MIN	FG	FGA	FG%	3PM	3PA	3P%	FT	FTA	FT%	OR	DR	TOT	A	ST	TO	BS	PTS	PPG
2013-14	NYK	81	1	1,875	294	687	.428	130	358	.363	106	128	.828	19	102	121	66	44	47	7	824	10.2
2014-15	NYK	70	30	1,681	279	717	.389	121	354	.342	125	156	.801	12	144	156	127	20	82	14	804	11.5
2015-16	ATL	51	1	864	114	265	.430	48	143	.336	50	56	.893	7	79	86	51	21	23	7	326	6.4
2016-17	ATL	79	30	2,154	415	912	.455	149	417	.357	164	214	.766	35	189	224	182	55	106	15	1,143	14.5
2017-18	NYK	57	54	1,885	360	856	.421	130	410	.317	146	179	.816	32	192	224	155	62	92	10	996	17.5
2018-19	NYK	46	46	1,499	282	726	.388	117	337	.347	199	233	.854	26	135	161	122	42	81	6	880	19.1
Went from NYK to DAL .																						
2018-19	DAL	19	17	558	108	267	.404	45	140	.321	33	43	.767	7	54	61	37	11	24	2	294	15.5
2018-19	TOT	65	63	2,056	390	993	.393	162	477	.340	232	276	.841	33	189	222	159	53	105	8	1,174	0.0
2019-20	DAL	71	58	2,091	384	884	.434	204	513	.398	149	182	.819	25	207	232	137	41	69	5	1,121	15.8
2020-21	DAL	70	31	1,985	407	911	.447	207	529	.391	142	174	.816	20	209	229	126	31	64	11	1,163	16.6
2021-22	DAL	42	20	1,245	209	530	.394	102	304	.336	78	103	.757	13	143	156	92	38	34	6	598	14.2
TOTALS		586	288	15,834	2,852	6,755	.422	1,253	3,505	.357	1,192	1,468	.812	196	1,454	1,650	1,095	365	622	83	8,149	13.9
PER GAME		--	--	27.0	4.9	11.5	--	2.1	6.0	--	2.0	2.5	--	0.3	2.5	2.8	1.9	0.6	1.1	0.1	13.9	--


TIM HARDAWAY JR. - NBA POSTSEASON STATISTICS

SEASON	TEAM	GP	GS	MIN	FG	FGA	FG%	3PM	3PA	3P%	FT	FTA	FT%	OR	DR	TOT	A	ST	TO	BS	PTS	PPG
2015-16	ATL	9	0	87	7	26	.269	2	14	.143	4	6	.667	0	9	9	7	0	3	1	20	2.2
2016-17	ATL	6	6	200	27	82	.329	11	42	.262	12	19	.632	3	13	16	7	3	10	0	77	12.8
2019-20	DAL	6	6	204	40	95	.421	19	54	.352	8	11	.727	3	18	21	11	2	3	0	107	17.8
2020-21	DAL	7	7	262	42	101	.416	23	57	.404	12	16	.750	5	18	23	10	3	6	0	119	17.0
2021-22	DAL	0	0	0	0	0	0	0	0	0	0	0	0	0	0	0	0	0	0	0	0	0.0
TOTALS		28	19	751	116	304	.382	55	167	.329	36	52	.692	11	58	69	35	8	22	1	323	11.5
PER GAME		--	--	26.8	4.1	10.9	--	2.0	6.0	--	1.3	1.9	--	0.4	2.1	2.5	1.2	0.3	0.8	0.0	11.5	--


REG CAREER HIGHS		POST CAREER HIGHS		2021-22 REG HIGHS		2021-22 POST HIGHS	
PTS	42 at DET 4/29/21	PTS	28 at LAC 5/25/21	PTS	29 vs. MEM 12/4/21	PTS	--
FGM	14 2 times (vs. MIN, 3/23/18)	FGM	9 3 times (vs. LAC, 6/4/21)	FGM	10 at MIN 12/19/21	FGM	--
FGA	27 vs. TOR 11/22/17	FGA	19 3 times (vs. LAC, 6/4/21)	FGA	23 at PHX 11/17/21	FGA	--
3FGM	10 at MIA 5/4/21	3FGM	6 at LAC 5/25/21	3FGM	7 at TOR 10/23/21	3FGM	--
3FGA	18 at MIA 5/4/21	3FGA	11 4 times (vs. LAC, 6/4/21)	3FGA	13 2 times (@ MIN, 12/19/21)	3FGA	--
FTM	16 at ATL 11/7/18	FTM	7 at WAS 4/19/17	FTM	10 vs. MEM 12/4/21	FTM	--
FTA	20 at ATL 11/7/18	FTA	8 at LAC 5/25/21	FTA	14 vs. MEM 12/4/21	FTA	--
OREB	3 3 times (vs. DEN, 1/25/21)	OREB	2 at LAC 5/22/21	OREB	2 vs. MEM 12/4/21	OREB	--
DREB	10 3 times (@ PHX, 8/2/20)	DREB	7 at WAS 4/16/17	DREB	9 vs. LAL 12/15/21	DREB	--
TREB	11 at ORL 11/8/17	TREB	7 2 times (@ LAC, 6/2/21)	TREB	9 vs. LAL 12/15/21	TREB	--
ASTS	8 4 times (vs. MIL, 12/1/18)	ASTS	5 at LAC 5/25/21	ASTS	7 at HOU 1/7/22	ASTS	--
STLS	3 20 times (vs. CHI, 1/9/22)	STLS	2 vs. WAS 4/24/17	STLS	3 3 times (vs. CHI, 1/9/22)	STLS	--
BLKS	2 5 times (@ PHI, 2/25/21)	BLKS	1 vs. BOS 4/16/16	BLKS	1 6 times (vs. GSW, 1/5/22)	BLKS	--
MINs	58 vs. NYK 1/29/17	MINs	45 at LAC 6/2/21	MINs	41 at LAC 11/23/21	MINs	--







JADEN HARDY



ROOKIE SEASON IN THE NBA

HEIGHT
6'4"

ROOKIE SEASON WITH THE MAVS

WEIGHT
198

BIRTHDAY
7.5.02

ACQUIRED
ACQUIRED VIA TRADE WITH SAC

PRIOR TO NBA
NBA G LEAGUE IGNITE

COUNTRY
USA

GUARD

CAREER TRANSACTIONS

- » Selected by Sacramento in the second round (37th overall pick) of the 2022 NBA Draft...draft rights traded to Dallas for a 2024 second-round pick and a 2028 second-round pick.

PROFESSIONAL CAPSULE

- » **Summer 2022:** Appeared in five games for Dallas at NBA 2K23 Summer League 2022 (Las Vegas) and averaged 15.0 points, 4.6 rebounds, 2.6 assists and 1.2 steals in 29.5 minutes.
- » **2021-22 (G League Ignite):** Recorded two 30-point games and 13 20-point games...led Ignite in scoring in 12 games...scored in double figures in all but two of 24 games...made first start in the season opener, scoring 6 points with 5 assists (11/5/21)...recorded first 20-point game with 24 points to go along with 7 rebounds, 2 assists and career-high 4 steals in the home opener against Agua Caliente (11/10/21)...posted 16 points and career-high 9 rebounds in the second game vs. Agua Caliente (11/11/21)...posted back-to-back games with 20 points each against the OKC Blue on 12/3/21 and 12/5/21...led Ignite to the win over Mexico City with his first career 30-point game (11-23 FG) with 4 assists (1/9/22)...scored a career-high 31 points (13-19 FG) with career-high 9 assists at Capital City (1/28/22)...sank a career-best 6 3-pointers for 27 total points in the win at Santa Cruz (3/8/22)...recorded 24 points, 3 rebounds, 4 assists and 2 steals in season finale against Santa Cruz (3/13/22)...missed one game with a thumb injury (1/30/22)...designated out-coach's decision for two games (11/28-11/29/21).
- » Participated in the 2022 Rising Stars Challenge at NBA All-Star Weekend on Team Isaiah.

PERSONAL CAPSULE

- » Father, Ramsey, played college basketball at Tuskegee University...older brother, Amauri, also played for Ignite during the 2021-22 season.
- » Named ESPN's top guard and the No. 2 player overall in the class of 2021.
- » Was unable to complete his senior season of basketball due to the COVID-19 pandemic, but was still named a 2021 McDonald's High School All-American and selected to the 2021 USA Nike Hoop Summit Team.
- » Averaged 30.4 points, 9.1 rebounds and 8.4 assists as a junior at Coronado High School in Henderson, Nevada.
- » On Twitter @JadenHardy1.





MAXI KLEBER

6TH SEASON IN THE NBA

6TH SEASON WITH THE MAVS

HEIGHT
6'10"WEIGHT
240BIRTHDAY
1.29.92ACQUIRED
SIGNED EXTENSION (9/8/22)PRIOR TO NBA
BAYERN MUNICHCOUNTRY
GERMANY**FORWARD/CENTER****CAREER TRANSACTIONS**

- » Played in Germany (2009-14)...played in Spain (2014-15)...played in Germany (2015-17).
- » Signed by Dallas (7/13/17).
- » Re-signed by Dallas (7/10/19).
- » Signed to a contract extension by Dallas (9/8/22).

PROFESSIONAL CAPSULE

- » Holds career averages of 7.1 points, 4.8 rebounds, 1.1 assists, 0.9 blocks and 22.7 minutes in 326 games (135 starts).
- » Has shot 44.6% (820-1,838 FG) from the field, 35.9% (406-1,132 3FG) from beyond the arc and 79.6% (261-328 FT) from the line.

SEASON HIGHLIGHTS**2021-22 (Dallas)**

- » Averaged 7.0 points, career-high 5.9 rebounds, 1.2 assists, 1.0 blocks and 24.6 minutes in 59 games (21 starts).
- » Among NBA leaders, ranked 23rd in blocks per game (0.98)
- » Two double-doubles (2-0 record)...one game with 20+ points (1-0 record)...five games with 15+ points (5-0 record)...12 games with 10+ points...career-high six games with 10+ rebounds (5-1 record)...12 games with 2+ blocks (9-3 record), including six games with 3+ blocks (5-1 record).
- » As a starter, averaged 8.2 points (.428 FG%, .383 3FG%, .778 FT%), 6.2 rebounds, 1.1 assists and 1.0 blocks in 26.6 minutes.
- » First double-double of the season with 12 points (4-8 3FG), 10 rebounds, 2 assists, 1 steal and a career-high-tying 6 blocks in 29 minutes vs. SAS (10/28/21).
- » 18 points (6-11 FG), including career-high-tying 6 3-pointers (6-9 3FG), to go with 4 rebounds, 2 assists and 1 block in 30 minutes vs. CHI (1/9/22).
- » Second double-double (8th career) with 15 points (5-9 FG, 3-5 3FG, 2-2 FT), career-high-tying 14 rebounds, 1 assist and 1 steal in 23 minutes vs. IND (1/29/22).
- » 19 points (5-10 FG, 3-8 3FG, 6-8 FT), including 10 in fourth quarter, to go with 6 rebounds, 1 steal and 5 blocks in 35 minutes at MIA (2/15/22).
- » Season-high 20 points (7-10 FG, 3-5 3FG, 3-4 FT) to go with 4 rebounds, 1 steal and 1 block in 26 minutes at NOP (2/17/22).
- » Missed nine games with a left oblique strain (11/2-11/19/21), six games due to health and safety protocols (12/21-12/31/21), two games due to left knee effusion (2/4-2/6/22) and six games due to right ankle soreness (3/3-3/5/22; 4/3-4/10/22).

2020-21 (Dallas)

- » Averaged 7.1 points, 5.2 rebounds and career-high 1.4 assists in 50 games (40 starts).
- » Shot 42.2% (116-275 FG) from the field, career-high 41.0% (78-212 3FG) from 3-point range and career-best 91.9% (34-37 FT) from the line.
- » Four games with 15+ points...13 games with 10+ points...one game with 10 rebounds.
- » Collected 1,000th career rebound at the 10:58 mark of the first quarter vs. PHX (2/1/21).
- » Season-high 17 points (5-9 FG, 5-9 3FG), all in the first half, in 27 minutes vs. WAS (5/1/21)...17 first-half points were tied for his most in any half of his career (17, 2nd half, at ORL 2/21/20).
- » Missed 11 games due to health and safety protocols (1/13-1/30/21), one due to a left ankle sprain (2/23/21), one due to a left leg contusion (4/3/21), two due to right lower leg soreness (4/7/21, 4/11/21), one due to a low back contusion (4/22/21) and seven due to right Achilles soreness (5/4-5/16/21).

2019-20 (Dallas)

- » In 74 games (21 starts), averaged career-high 9.1 points, 5.2 rebounds, 1.2 assists and career-best 1.1 blocks in 25.5 minutes...his 74 games played marked season-high among all NBA players.
- » Shot 37.3% (119-319 3FG) from 3-point range and 84.9% (79-93 FT) from the line.
- » Two games with 20+ points...32 games with 10+ points...12 games with 3+ blocks.
- » Career-high 26 points (career-high 10 FG) in 23 minutes at ORL (2/21/20).
- » 14 points and career-high 14 rebounds in 35 minutes at OKC (12/31/19).
- » Followed up an 18-point effort vs. BKN (1/2/20) with 24 points (6-12 3FG) vs. CHA (1/4/20).
- » 13 points and 10 rebounds in 34 minutes at CHI (3/2/20).
- » Missed one game due to a right knee contusion (11/3/19).

2018-19 (Dallas)

- » Averaged 6.8 points, 4.6 rebounds, 1.1 blocks and 21.2 minutes in 71 games (18 starts).
- » Shot 45.3% (175-386 FG) from the field, 35.3% (77-218 3FG) from 3-point range and 78.4% (58-74 FT) from the line...led the team in blocks per game and total blocks (78).
- » As a starter, averaged 7.7 points, 4.8 rebounds and 1.3 blocks in 26.6 minutes.
- » Three double-doubles...three games with 15+ points...21 games with 10+ points...five games with 10+ rebounds...nine games with 3+ blocks.
- » In first start of season, career-high 6 blocks to go with 10 points in 24 minutes vs. NOP (12/26/18), becoming the first Maverick with a 6-block game since Salah Mejri in March 2016.
- » Season highs of 18 points (5-11 FG, 3-6 3FG, 5-5 FT) and 12 rebounds (5 OR) in 25 minutes vs. CLE (3/16/19).





- » Missed two games due to right knee soreness (11/30-12/2/18), two due to a left great toe sprain (12/8/18, 12/18/18), one due to an illness (2/23/19), two due to left knee effusion (3/6-3/8/19), one due to a left wrist sprain (3/20/19), one due to a right knee contusion (4/7/19) and one due to left knee soreness (4/10/19).

2017-18 (Dallas)

- » As a rookie, averaged 5.4 points, 3.3 rebounds, 0.7 blocks and 16.8 minutes in 72 games (35 starts).
- » His 47 blocks marked the seventh-highest total by a Mavericks rookie in franchise history.
- » Shot career-high 48.9% (151-309 FG) from the field, 31.3% (40-128 3FG) from 3-point range and 74.6% (44-59 FT) from the line.
- » Among all rookies, ranked fifth in FG% and eighth in blocks.
- » As a starter, averaged 6.3 points (.500 FG%), 3.8 rebounds and 0.9 blocks in 20.8 minutes (made 27 straight starts from 11/17/17-1/9/18).
- » One double-double...one game with 20+ points...four games with 15+ points...12 games with 10+ points...one game with 10+ rebounds...two games with 5+ blocks (Mejiri was only other Maverick with 5-block game for season)...four games with 3+ blocks.
- » Season-high (team-high) 21 points (9-10 FG, 3-4 3FG) and 3 blocks in 34 minutes at SA (12/16/17)...became first Mavericks rookie forward with a 20-point game since fellow Würzburg, Germany, native Dirk Nowitzki (1998-99).
- » First career double-double with 11 points and season-high 10 rebounds in 20 minutes at PHI (4/8/18).

PLAYOFF CAPSULE

- » Holds career postseason averages of 7.5 points, 4.7 rebounds, 1.3 assists and 27.3 minutes in 31 games (10 starts)...has shot 45.1% (79-175 FG) from the field and 37.9% (47-124 3FG) from 3-point range.
- » **2022 (DAL):** Played in all 18 games for the Mavericks in their run to the Western Conference Finals and averaged playoff career-high 8.7 points, 4.6 rebounds and 1.1 assists in 25.4 minutes...set postseason career highs for FG% (.509, 54-106 FG) and 3FG% (.436, 34-78 3FG), finishing 11th among playoff qualifiers in 3FG%...shot 51.6% (16-31 3FG) from beyond the arc in the opening-round series vs. UTA...went 8-of-11 (.727) from deep en route to tallying a playoff career-high 25 points to go along with 6 rebounds and 3 assists in 32 minutes in Game 2 vs. UTA (4/18/22)...his 8 3-pointers were one shy of the franchise record for the most in a playoff game (Jason Terry, 9-10 3FG, Game 4 of WCS vs. LAL 5/8/11) and his most in any game (regular season or postseason).
- » **2021 (DAL):** In seven first-round games (4 starts) vs. LAC, averaged 5.3 points, 3.6 rebounds and 1.4 assists in 26.7 minutes.
- » **2020 (DAL):** Started all six games of DAL's first-round series vs. LAC and averaged 6.7 points, 6.5 rebounds, 1.5 assists and team-high 1.2 blocks in 33.9 minutes.

INTERNATIONAL CAPSULE

Professional

- » **2016-17:** Played for FC Bayern Munich (Germany)...in 37 BBL games, averaged 8.9 points, 5.3 rebounds, 1.8 assists and 1.2 blocks...in 17 EuroCup games, averaged 9.7 points, 6.6 rebounds and 1.4 assists...2017 German NBBL champion...two-time German BBL Player of the Week...German Bundesliga Cup finalist...2017 BBL All-Star...All-BBL Second Team...All-EuroCup Second Team...2017 BBL Most Effective Player.
- » **2015-16:** Played for FC Bayern Munich (Germany)...in 24 BBL games, averaged 8.0 points, 4.9 rebounds, 1.5 assists and 1.4 blocks...in four EuroCup games, averaged 5.5 points, 3.8 rebounds and 1.3 assists...German Bundesliga Cup finalist.
- » **2014-15:** Averaged 11.5 points and 6.5 rebounds in 33 games for Obradoiro CAB (Spain)...Eurobasket.com All-Spanish Liga Endesa Honorable Mention.
- » **2013-14:** Averaged 9.9 points, 6.7 rebounds and 1.0 assist in 23 games for s.Oliver Würzburg (Germany)...2014 BBL All-Star.
- » **2012-13:** Played for s.Oliver Würzburg (Germany).
- » **2011-12:** Averaged 3.1 points and 1.2 rebounds in 26 games for s.Oliver Würzburg (Germany).
- » **2010-11:** Played in two games for s.Oliver Würzburg (Germany), averaging 2.5 points...also played for TG 48 Würzburg.
- » **2009-10:** Averaged 4.0 points and 1.4 rebounds in 13 games for s.Oliver Würzburg (Germany).
- » **2008-09:** Averaged 2.9 points in 20 games for s.Oliver Würzburg (Germany)...2009 Regionalliga South-East champion...Eurobasket.com All-Regionalliga South-East Newcomer of the Year.

German National Team

- » **Summer 2019:** Competed for the German national team...in four FIBA World Cup Qualifying games, averaged 11.0 points, 6.3 rebounds and 1.3 assists while shooting 71.4% from the field, 47.1% from 3-point range and 90.9% from the line...in five World Cup games in China, averaged 11.2 points, 3.0 rebounds, 1.0 steals and 1.8 blocks.
- » **Summer 2014:** Competed for the German national team...in five games during EuroBasket qualification rounds, averaged 11.8 points, 6.8 rebounds, 1.0 assists, 1.0 steals and 1.4 blocks.

PERSONAL CAPSULE

- » Hails from Würzburg, Germany, the same hometown as Nowitzki (who he played alongside in Dallas for two seasons from 2017-19).
- » Attended the Adidas EuroCamp (Treviso, Italy) in the summer of 2012.
- » Full name is Maximilian Kleber...last name is pronounced CLEE-bah.
- » On Twitter [@maxikleber](#).

MAXI KLEBER - NBA REGULAR SEASON STATISTICS

SEASON	TEAM	GP	GS	MIN	FG	FGA	FG%	3PM	3PA	3P%	FT	FTA	FT%	OR	DR	TOT	A	ST	TO	BS	PTS	PPG
2017-18	DAL	72	35	1,206	151	309	.489	40	128	.313	44	59	.746	71	163	234	51	26	30	47	386	5.4
2018-19	DAL	71	18	1,502	175	386	.453	77	218	.353	58	74	.784	90	239	329	70	36	54	78	485	6.8
2019-20	DAL	74	21	1,890	237	514	.461	119	319	.373	79	93	.849	112	276	388	88	25	58	83	672	9.1
2020-21	DAL	50	40	1,341	116	275	.422	87	212	.410	34	37	.919	47	213	260	68	24	30	35	353	7.1
2021-22	DAL	59	21	1,450	141	354	.398	83	255	.325	46	65	.708	70	280	350	68	30	47	58	411	7.0
TOTALS		326	135	7,386	820	1,838	.446	406	1,132	.359	261	328	.796	390	1,171	1,561	345	141	219	301	2,307	7.1
PER GAME		--	--	22.7	2.5	5.6	--	1.2	3.5	--	0.8	1.0	--	1.2	3.6	4.8	1.1	0.4	0.7	0.9	7.1	--

MAXI KLEBER - NBA POSTSEASON STATISTICS

SEASON	TEAM	GP	GS	MIN	FG	FGA	FG%	3PM	3PA	3P%	FT	FTA	FT%	OR	DR	TOT	A	ST	TO	BS	PTS	PPG
2019-20	DAL	6	6	203	13	39	.333	5	26	.192	9	12	.750	10	29	39	9	2	4	7	40	6.7
2020-21	DAL	7	4	187	12	30	.400	8	20	.400	5	7	.714	5	20	25	10	3	1	0	37	5.3
2021-22	DAL	18	0	457	54	106	.509	34	78	.436	15	21	.714	15	67	82	20	4	11	15	157	8.7
TOTALS		31	10	846	79	175	.451	47	124	.379	29	40	.725	30	116	146	39	9	16	22	234	7.5
PER GAME		--	--	27.3	2.5	5.6	--	1.5	4.0	--	0.9	1.3	--	1.0	3.7	4.7	1.3	0.3	0.5	0.7	7.5	--






REG CAREER HIGHS		POST CAREER HIGHS		2021-22 REG HIGHS		2021-22 POST HIGHS	
PTS	26 at ORL 2/21/20	PTS	25 vs. UTA 4/18/22	PTS	20 at NOP 2/17/22	PTS	25 vs. UTA 4/18/22
FGM	10 at ORL 2/21/20	FGM	8 vs. UTA 4/18/22	FGM	7 at NOP 2/17/22	FGM	8 vs. UTA 4/18/22
FGA	14 vs. CHA 1/4/20	FGA	11 vs. UTA 4/18/22	FGA	12 at OKC 12/12/21	FGA	11 vs. UTA 4/18/22
3FGM	6 2 times (vs. CHI, 1/9/22)	3FGM	8 vs. UTA 4/18/22	3FGM	6 vs. CHI 1/9/22	3FGM	8 vs. UTA 4/18/22
3FGA	12 vs. CHA 1/4/20	3FGA	11 vs. UTA 4/18/22	3FGA	9 vs. CHI 1/9/22	3FGA	11 vs. UTA 4/18/22
FTM	6 at MIA 2/15/22	FTM	4 vs. UTA 4/16/22	FTM	6 at MIA 2/15/22	FTM	4 vs. UTA 4/16/22
FTA	8 at MIA 2/15/22	FTA	5 at PHX 5/2/22	FTA	8 at MIA 2/15/22	FTA	5 at PHX 5/2/22
OREB	6 at OKC 12/31/19	OREB	3 2 times (@ LAC, 5/22/21)	OREB	5 vs. LAC 2/10/22	OREB	2 3 times (vs. GSW, 5/24/22)
DREB	12 3 times (@ BOS, 3/13/22)	DREB	8 vs. LAC 8/23/20	DREB	12 3 times (@ BOS, 3/13/22)	DREB	7 at GSW 5/26/22
TREB	14 3 times (vs. IND, 1/29/22)	TREB	10 at LAC 8/19/20	TREB	14 2 times (vs. IND, 1/29/22)	TREB	8 2 times (@ GSW, 5/26/22)
ASTS	6 at LAC 11/23/21	ASTS	4 2 times (vs. PHX, 5/6/22)	ASTS	6 at LAC 11/23/21	ASTS	4 vs. PHX 5/6/22
STLS	4 vs. SAS 1/16/19	STLS	2 at PHX 5/4/22	STLS	3 vs. OKC 2/2/22	STLS	2 at PHX 5/4/22
BLKS	6 2 times (vs. SAS, 10/28/21)	BLKS	3 3 times (vs. GSW, 5/24/22)	BLKS	6 vs. SAS 10/28/21	BLKS	3 3 times (vs. GSW, 5/24/22)
MINS	42 vs. OKC 2/2/22	MINS	37 vs. LAC 8/23/20	MINS	42 vs. OKC 2/2/22	MINS	34 vs. PHX 5/8/22







JAVALE MCGEE



15TH SEASON IN THE NBA

HEIGHT
7'0"

PRIOR TO NBA
NEVADA

2ND SEASON WITH THE MAVS

WEIGHT
270

BIRTHDAY
1.19.88

ACQUIRED
SIGNED BY DALLAS (7/9/22)

COUNTRY
USA

CAREER TRANSACTIONS

- » Selected by Washington in the first round (18th overall pick) of the 2008 NBA Draft.
- » Traded by Washington to Denver as part of a three-team deal that also involved the L.A. Clippers (3/15/12).
- » Traded by Denver with Chukwudiebere Maduabum and a 2016 first-round pick to Philadelphia for Cenk Akyol and cash (2/19/15).
- » Waived by Philadelphia (3/1/15).
- » Signed with Dallas (8/13/15).
- » Waived by the Mavericks (7/8/16).
- » Signed with Golden State (9/15/16).
- » Re-signed with Golden State (8/1/17).
- » Signed with the L.A. Lakers (7/10/18).
- » Re-signed with the Lakers (7/6/19).
- » Traded by the L.A. Lakers along with a 2026 second-round draft pick to Cleveland for Jordan Bell and Alfonzo McKinnie (11/23/20).
- » Traded by Cleveland to Denver for Isaiah Hartenstein and protected second-round draft picks in 2023 and 2027 (3/25/21).
- » Signed with Phoenix (8/16/21).
- » Signed with Dallas (7/9/22).

PROFESSIONAL CAPSULE

- » Holds career averages of 8.0 points, 5.3 rebounds, 1.5 blocks and 17.0 minutes in 821 games (336 starts) with Washington, Denver, Philadelphia, Dallas, Golden State, the L.A. Lakers, Cleveland and Phoenix.
- » Three-time NBA champion with Golden State (2017, 2018) and the L.A. Lakers (2020).
- » One of 33 players in NBA history to record a triple-double in a game that included 10+ blocks (3/15/11).
- » Career FG% of .5761 ranks 13th all-time (9th among active players), including three seasons ranked inside the top-5 for FG%.
- » Has ranked in the top-10 in total blocks for a season five times, with his highest finish coming during 2010-11 (193 total blocks).

SEASON HIGHLIGHTS

2021-22 (Phoenix)

- » Averaged 9.2 points, 6.7 rebounds, a team-best 1.1 blocks (18th in NBA) and 15.8 minutes in 74 games (17 starts)...shot 62.9% (288-458 FG) from the field.
- » Became the only player in league history to average 9.0+ points and 6.0+ rebounds in fewer than 16 minutes per game in a season.
- » Two games with 20+ points, 31 games with 10+ points...notched season highs with 21 points and 15 rebounds vs. BOS (12/10/21)...also grabbed 15 boards at MIA (3/9/22).
- » Tallied 10 double-doubles, including back-to-back double-doubles on 12/10/21 and 12/13/21.

2020-21 (Cleveland and Denver)

- » Averaged 7.3 points, 5.2 rebounds, 1.2 blocks and 14.7 minutes in 46 game (2 starts)...33 games with CLE and 13 for DEN...shot 51.1% (144-282 FG) from the field.
- » Game-high-tying 13 rebounds – 12 in the first half, just one shy of his career for a half – to go with 7 points in 14 minutes off the bench at IND (12/31/20).
- » 13 games with 10+ points, three games with 10+ rebounds and one double-double.
- » Season-high 18 points (6-9 FG, 6-6 FT), team-high tying 9 rebounds, 3 assists and 2 blocks in 19 minutes off the bench against SAC (3/22/21).
- » 12 points (6-12 FG) with 13 rebounds and 2 blocks in 24 minutes at MIN (5/13/21).

2019-20 (L.A. Lakers)

- » Averaged 6.6 points, 5.7 rebounds, 1.4 blocks and 16.6 minutes in 68 games (68 starts)...shot 63.7% (195-306 FG) from the field.
- » 14 games with 10+ points and six games with 10+ rebounds...posted two double-doubles.
- » 15 points and 11 rebounds for second double-double of the season vs. WAS (11/2/19)...with his second block of the night, became the ninth active player with at least 1,000 career blocks.
- » Registered first double-double of the season vs. GSW (11/13/19) with highs in points (18), rebounds (17) and steals (3).
- » Posted 5 blocks in 15 minutes vs. LAC (12/25/19), becoming the first Lakers player to tally 5+ blocks in 15 minutes or less since Robert Horry in 1999.
- » Matched season-high 18 points in 18 minutes at Boston (1/20/20).
- » Season-best 7 blocks in 24 minutes at NOP (3/1/20).
- » Missed two games due to flu-like symptoms (1/23-25/20).

2018-19 (L.A. Lakers)

- » Averaged a career-high 12.0 points, 7.5 rebounds, 2.0 blocks and 22.3 minutes in 75 games (62 starts)...shot 62.4% (400-641 FG) from the field.
- » One game with 30+ points, 10 games with 20+ points, 49 games with 10+ points...one game with 20+ rebounds and 18 games with 10+ boards...posted 14 double-doubles.
- » Recorded 50th career double-double with 16 points, 15 rebounds, 5 blocks and 2 steals vs. DAL (10/31/18), marking his first 15-15-5 game since 2012 (1/14/12 vs. PHI) and the





team's first since Pau Gasol in 2014.

- » Season-high 7 blocks, 12 points and 7 rebounds in 24 minutes vs. ORL (11/25/18), becoming only the third Lakers player since 2000 to match that block total in a game.
- » 21 points (10-10 FG) and 7 rebounds at PHX (3/2/19), becoming the first Lakers player to remain perfect from the field with at least 10 shot attempts since 2010 (Pau Gasol).
- » Finished with 20 points (9-11 FG), 15 rebounds and 4 blocks vs. WAS (3/26/19), becoming the first player in NBA history to record at least 17 points, 14 rebounds and 4 blocks while shooting at 75.0% from the field in three consecutive games since blocks became an official stat (1973-74).
- » Posted career highs in points (33) and rebounds (20), also adding a game-high 6 blocks in 35 minutes vs. BKN (3/22/19), becoming the first NBA player to match that line in a single game since David Robinson (11/15/94 at DEN) and the first Lakers player with those totals since Kareem Abdul-Jabbar (2/3/78 at NJN)...became the first player in 2018-19 to have a 30/20/5 game and only the fifth player in the NBA to do so since 2000 (joining Andre Drummond, DeMarcus Cousins, Shaquille O'Neal and Kevin Garnett).
- » 23 points, 16 rebounds and a season-high-tying 3 assists at NOP (3/31/19), his third 20/15 game in March.
- » Missed seven games due to respiratory infection (12/16-28/18).

2017-18 (Golden State)

- » Averaged 4.8 points, 2.6 rebounds and 9.5 minutes in 65 games (17 starts)...shot 62.1% (136-219 FG) from the field.
- » 11 games with 10+ points.
- » Scored a season-high 14 points with 4 rebounds and 2 blocks at UTA (1/30/18).

2016-17 (Golden State)

- » Averaged 6.1 points, 3.2 rebounds and 9.6 minutes in 77 games (10 starts)...shot 65.2% (208-319 FG) from the field.
- » 16 games with 10+ points.
- » Scored a season-high 17 points (8-10 FG) with 2 rebounds, 1 assist and 1 block vs. NYK (12/15/17).

2015-16 (Dallas)

- » Averaged 5.1 points, 3.9 rebounds and 10.9 minutes in 34 games (2 starts)...shot 57.5% (77-134 FG) from the field.
- » Five games with 10+ points...tallied one double-double.
- » Scored a season-high 13 points with 11 rebounds, 2 steals and 2 blocks vs. SAC (1/5/16).
- » Inactive 25 times, including the first 13 games (10/28-11/20/15) recovering from a left tibia stress fracture.

2014-15 (Denver and Philadelphia)

- » Averaged 4.6 points, 2.7 rebounds and 11.1 minutes in 23 games (17 with DEN and 6 with PHI)...shot 53.2% (42-79 FG) from the field.
- » Two games with 10+ points.
- » Scored a season-high 16 points with 4 rebounds and 4 blocks vs. SAC (11/3/14).
- » Missed three games with a left lower leg strain (12/7-12/10/14).

2013-14 (Denver)

- » Averaged 7.0 points, 3.4 rebounds, 1.4 blocks and 15.8 minutes in five games...scored in double figures once.
- » Tallied a season-high 14 points with 3 rebounds, 1 steal and 2 blocks vs. ATL (11/7/13).
- » Missed the final 77 games of the season (11/11/13-4/16/14) with a left tibia stress fracture.

2012-13 (Denver)

- » Averaged 9.1 points, 4.8 rebounds, 2.0 blocks (8th in NBA) and 18.1 minutes...shot 57.5% (303-527 FG) from the field, ranking third in the NBA.
- » Two games with 20+ points and 33 games with 10+ points...tallied two double-doubles.
- » Season-high 21 points (10-11 FG) with 11 rebounds, 2 steals and 3 blocks at SAS (3/27/13).

2011-12 (Washington and Denver)

- » Averaged 11.3 points, 7.8 rebounds, 2.2 blocks and 25.5 minutes in 61 games (45 starts) – 41 games with WAS, 20 games with DEN...shot 55.6% (307-552 FG) from the field.
- » Ranked second in the NBA in blocks per game (2.16) and fifth in FG% (.556).
- » Five games with 20+ points...35 times games with 10+ points...tallied 15 double-doubles.
- » 23 points (11-13 FG), 18 rebounds, 2 assists, 1 steal and 5 blocks vs. PHI (11/14/12).
- » Season-high 24 points with 13 rebounds, 1 assist and 1 block vs. MIA (2/10/12).

2010-11 (Washington)

- » Averaged 10.1 points, a career-high 8.0 rebounds, a career-high 2.4 blocks and a career-high 27.8 minutes in 79 games (75 starts)...shot 55.0% (332-604 FG) from the field.
- » Ranked second in the NBA in blocks per game (2.44) and seventh in FG% (.550).
- » Six games with 20+ points...42 games with 10+ points...21 double-doubles and one triple-double.
- » 24 points, 18 rebounds, 2 assists, 2 steals and 4 blocks vs. PHI (11/23/10).
- » Recorded first career triple-double with 11 points, 12 rebounds and 12 blocks at CHI (3/15/11)...block total was the most by an NBA player since 2000-01 and the most in a triple-double effort since Shawn Bradley in 1998.
- » 28 points (9-12 FG, 10-11 FT) with 18 rebounds and 5 blocks at GSW (3/27/11).
- » Missed two games with flu-like symptoms (1/28-1/29/11) and one game due to team suspension (12/26/10).

2009-10 (Washington)

- » Averaged 6.4 points, 4.1 rebounds, 1.7 blocks and 16.1 minutes in 60 games (19 starts)...shot 50.8% (156-307 FG) from the field.
- » Two games with 20+ points...17 games with 10+ points...six double-doubles.
- » Scored season-high 25 points with 15 rebounds, 1 assist and 3 blocks vs. GSW (4/6/10).

2008-09 (Washington)

- » Averaged 6.5 points, 3.9 rebounds, 1.0 blocks and 15.2 minutes in 75 games (14 starts).
- » 18 games with 10+ points...tallied four double-doubles.
- » In NBA debut, tallied 2 rebounds and 1 block in nine minutes vs. NJN (10/29/08).
- » In first career start, tallied 5 points, 5 rebounds and 1 steal at ATL (11/19/08).

PLAYOFF CAPSULE

- » Holds playoff averages of 5.6 points, 4.0 rebounds, 1.0 blocks and 12.4 minutes in 74 games (23 starts) for Denver, Dallas, Golden State, L.A. Lakers and Phoenix...has shot 61.6% (180-292 FG) from the field.
- » **2022 (PHX):** Appeared in 12 postseason games and averaged 6.8 points (highest scoring output in a single postseason since averaging 7.2 points during the 2013 playoffs with DEN) and 4.0 rebounds...shot NBA postseason-best 70.0% (35-50 FG) from the field...scored 10+ points in three straight games from 4/19 to 4/24 in games 2-4 of the first round against NOP...scored 14 points on a perfect 7-of-7 shooting in Game 4 of the first round at NOP (4/24/22), making him one of 15 players to shoot 100% in a single postseason game (min. 7 FGA) since the 2010 NBA Playoffs...scored 10 points on a perfect 4-of-4 shooting in Game 2 of the first round vs. NOP (4/19/22), joining GSW's Kevon Looney as the only players during the 2022 postseason to record multiple games of 100% shooting (min. 4 FGA), and Oliver Miller (1993 playoffs) as the only Suns players to do so in a single postseason.
- » **2021 (DEN):** Appeared in four playoff games, totaling 8 points and 12 rebounds in 34 minutes...played in two games in conference semifinals, posting 5 points and 7 rebounds for the





Nuggets in the series-ending Game 4.

- » **2020 (LAL):** Won championship with the Lakers...played in 14 games (11 starts) during the Lakers' title run, and averaged 2.9 points and 3.1 rebounds in 9.6 minutes while shooting 62.5% (20-32 FG) from the field.
- » **2018 (GSW):** Won championship with the Warriors...appeared in 13 games (9 starts) and averaged 6.5 points, 3.2 rebounds and 12.2 minutes...moved into first on the Warriors all-time playoffs FG% list (minimum 100 FGA), shooting 70.2% (80-114 FG) from the field...four games with 10+ points.
- » **2017 (GSW):** Won championship with the Warriors...appeared in 16 games (1 start) and averaged 5.9 points, 3.0 rebounds and 9.3 minutes...led all NBA players in FG% (.732), shooting 41-of-56 from the field...four games with 10+ points.
- » **2016 (DAL):** Played in two games and averaged 2.0 points, 1.5 rebounds and 7.0 minutes.
- » **2013 (DEN):** Appeared in six games (2 starts) and averaged 7.2 points, 5.2 rebounds, 1.0 blocks and 18.7 minutes...one game with 10+ points.
- » **2012 (DEN):** Played in seven games and averaged 8.6 points, 9.6 rebounds, 3.1 blocks and 25.9 minutes...playoff career-best 3.1 blocks was the highest blocks per game average in the NBA that postseason...two games with 10+ points... swatted postseason career-best 6 blocks at LAL (5/1/12)...recorded 16 points, a playoff career-high 15 rebounds, 2 assists, 2 steals and 3 blocks vs. LAL (5/4/12)...tallied a playoff career-high 21 points, 14 rebounds, 1 assist and 2 blocks at LAL (5/8/12).

INTERNATIONAL CAPSULE (Team USA)

- » **Summer 2021:** Won a gold medal for the U.S. Olympic Team in Tokyo...averaged 6.3 points on 76.4% shooting from the field in four games...joined his mother as an Olympic gold medalist as Pamela McGee won gold for the U.S. women's Olympic basketball team in Los Angeles in 1984, making Pam and JaVale the first mother-son gold-medal duo in Olympic history.

COLLEGE CAPSULE

- » Played two seasons at Nevada where he averaged 8.7 points, 4.8 rebounds, 1.9 blocks and 18.7 minutes in 66 games...shot 54.2% (234-432 FG) from the field...finished his collegiate career ranked fourth on Nevada's all-time blocks list (122).
- » **2007-08:** As a sophomore, averaged 14.1 points, 7.3 rebounds, 2.8 blocks and 27.3 minutes in 33 games (31 starts)...earned Second Team All-WAC honoree and WAC All-Defensive Team selection...led the conference in blocks per game.
- » **2006-07:** In his freshman year, averaged 3.3 points, 2.2 rebounds and 10.0 minutes in 33 games.

PERSONAL

- » Born on Jan. 19, 1988, in Flint, Michigan.
- » Mother, Pamela McGee, was an All-American basketball player at USC who also played and coached in the WNBA...was the first son of a WNBA player to be drafted in the NBA.
- » Father, George Montgomery, played collegiately at Illinois and was a second-round pick of the Portland Trail Blazers in 1985.
- » Co-founded Juglife, which promotes a healthy and active lifestyle by encouraging people to drink more water, and has helped build water wells in Africa, including a well at a school in Uganda, to provide access to clean water.
- » Took part in the NBA Africa Game 2018 as part of Team World.
- » Brought the Larry O'Brien Championship Trophy to his hometown of Flint, Michigan, for a parade on Sept. 6, 2017, which was declared "JaVale McGee Day" by the mayor.
- » Hosts an annual turkey giveaway at Thanksgiving.
- » Movie buff.
- » Attended Detroit Country Day HS and Providence Christian HS in Michigan before playing his senior season at Hales Franciscan in Chicago.
- » On Twitter @JaValeMcGee...also has a popular YouTube channel with posts of his vlogs.

JAVALE MCGEE - NBA REGULAR SEASON STATISTICS

SEASON	TEAM	GP	GS	MIN	FG	FGA	FG%	3PM	3PA	3P%	FT	FTA	FT%	OR	DR	TOT	A	ST	TO	BS	PTS	PPG
2008-09	WAS	75	14	1,143	191	387	.494	0	0	.000	107	162	.660	120	174	294	23	33	61	75	489	6.5
2009-10	WAS	59	19	968	156	307	.508	0	1	.000	74	116	.638	88	155	243	14	16	51	101	386	6.5
2010-11	WAS	79	75	2,193	332	604	.550	0	3	.000	134	230	.583	223	411	634	38	41	102	193	798	10.1
2011-12	WAS	41	40	1,124	214	400	.535	0	0	.000	58	116	.500	127	235	362	25	25	68	101	486	11.9
Went from WAS to DEN.																						
2011-12	DEN	20	5	411	93	152	.612	0	0	.000	19	51	.373	36	79	115	6	10	19	31	205	10.3
2011-12	TOT	61	45	1,534	307	552	.556	0	0	.000	77	167	.461	163	314	477	31	35	87	132	691	11.3
2012-13	DEN	79	0	1,433	303	527	.575	1	1	1.000	110	186	.591	158	223	381	24	30	90	157	717	9.1
2013-14	DEN	5	5	79	17	38	.447	0	0	.000	1	1	1.000	10	7	17	2	1	8	7	35	7.0
2014-15	DEN	17	0	195	34	61	.557	0	0	.000	20	29	.690	14	34	48	1	2	13	19	88	5.2
Went from DEN to PHI.																						
2014-15	PHI	6	0	61	8	18	.444	0	0	.000	2	4	.500	4	9	13	2	0	5	1	18	3.0
2014-15	TOT	23	0	255	42	79	.532	0	0	.000	22	33	.667	18	43	61	3	2	18	20	106	4.6
2015-16	DAL	34	2	370	77	134	.575	0	1	.000	18	36	.500	53	80	133	3	5	21	26	172	5.1
2016-17	GSW	77	10	739	208	319	.652	0	3	.000	56	111	.505	100	144	244	17	19	40	67	472	6.1
2017-18	GSW	65	17	615	136	219	.621	0	6	.000	38	52	.731	59	110	169	33	21	27	57	310	4.8
2018-19	LAL	75	62	1,671	400	641	.624	1	12	.083	96	152	.632	195	371	566	52	47	108	148	897	12.0
2019-20	LAL	68	68	1,130	195	306	.637	3	6	.500	53	82	.646	125	265	390	37	36	55	94	446	6.6
2020-21	CLE	33	1	503	112	215	.521	5	20	.250	36	55	.655	54	116	170	33	16	45	40	265	8.0
Went from CLE to DEN.																						
2020-21	DEN	13	1	175	32	67	.478	0	4	.000	8	12	.667	23	46	69	6	3	15	14	72	5.5
2020-21	TOT	46	2	678	144	282	.511	5	24	.208	44	67	.657	77	162	239	39	19	60	54	337	7.3
2021-22	PHX	74	17	1,172	288	458	.629	2	9	.222	102	146	.699	163	333	496	42	22	98	81	680	9.2
TOTALS		820	336	13,974	2,796	4,853	.576	12	66	.182	932	1,541	.605	1,552	2,792	4,344	358	327	826	1,212	6,536	8.0
PER GAME		--	--	17.0	3.4	5.9	--	0.0	0.1	--	1.1	1.9	--	1.9	3.4	5.3	0.4	0.4	1.0	1.5	8.0	--

JAVALE MCGEE - NBA POSTSEASON STATISTICS

SEASON	TEAM	GP	GS	MIN	FG	FGA	FG%	3PM	3PA	3P%	FT	FTA	FT%	OR	DR	TOT	A	ST	TO	BS	PTS	PPG
2011-12	DEN	7	0	181	23	53	.434	0	0	.000	14	26	.538	23	44	67	5	5	4	22	60	8.6
2012-13	DEN	6	2	112	18	31	.581	0	0	.000	7	18	.389	17	14	31	0	4	11	6	43	7.2
2015-16	DAL	2	0	14	1	2	.500	0	0	.000	2	6	.333	2	1	3	0	1	3	0	4	2.0
2016-17	GSW	16	1	149	41	56	.732	0	0	.000	13	18	.722	22	26	48	4	2	8	15	95	5.9
2017-18	GSW	13	9	158	39	58	.672	0	1	.000	6	9	.667	16	26	42	4	3	5	11	84	6.5
2019-20	LAL	14	11	135	20	32	.625	0	2	.000	1	2	.500	16	28	44	7	2	9	10	41	2.9
2020-21	DEN	4	0	34	3	10	.300	0	2	.000	2	6	.333	3	9	12	3	1	1	5	8	2.0
2021-22	PHX	12	0	133	35	50	.700	0	1	.000	11	13	.846	16	32	48	7	3	9	5	81	6.8
TOTALS		74	23	913	180	292	.616	0	6	.000	56	98	.571	115	180	295	30	21	50	74	416	5.6
PER GAME		--	--	12.3	2.4	3.9	--	0.0	0.1	--	0.8	1.3	--	1.6	2.4	4.0	0.4	0.3	0.7	1.0	5.6	--





REG CAREER HIGHS		POST CAREER HIGHS		2021-22 REG HIGHS		2021-22 POST HIGHS	
PTS	33 vs. BKN 3/22/19	PTS	21 at LAL 5/8/12	PTS	21 vs. BOS 12/10/21	PTS	15 at NOP 4/22/22
FGM	15 vs. BKN 3/22/19	FGM	9 at LAL 5/8/12	FGM	9 4 times (@ DET, 1/16/22)	FGM	7 2 times (@ NOP, 4/24/22)
FGA	20 vs. BKN 3/22/19	FGA	12 2 times (@ LAL, 5/8/12)	FGA	16 vs. BOS 12/10/21	FGA	8 at NOP 4/22/22
3FGM	1 12 times (@ CHI, 2/7/22)	3FGM	--	3FGM	1 2 times (@ CHI, 2/7/22)	3FGM	--
3FGA	2 6 times (@ LAC, 12/13/21)	3FGA	1 6 times (vs. DAL, 5/15/22)	3FGA	2 2 times (@ LAC, 12/13/21)	3FGA	1 vs. DAL 5/15/22
FTM	10 at GSW 3/27/11	FTM	5 vs. SAS 4/14/18	FTM	8 vs. OKC 12/29/21	FTM	3 vs. NOP 4/17/22
FTA	16 vs. TOR 12/3/12	FTA	6 5 times (vs. SAS, 4/14/18)	FTA	12 vs. OKC 12/29/21	FTA	4 vs. NOP 4/17/22
OREB	12 vs. BKN 3/22/19	OREB	7 at GSW 5/2/13	OREB	7 5 times (vs. SAC, 4/10/22)	OREB	4 vs. DAL 5/15/22
DREB	14 vs. MIL 2/9/11	DREB	9 2 times (@ LAL, 5/12/12)	DREB	10 2 times (@ MEM, 4/1/22)	DREB	7 at DAL 5/6/22
TREB	20 vs. BKN 3/22/19	TREB	15 vs. LAL 5/4/12	TREB	15 2 times (@ MIA, 3/9/22)	TREB	7 2 times (@ DAL, 5/6/22)
ASTS	4 3 times (@ SAC, 11/8/21)	ASTS	3 vs. POR 8/20/20	ASTS	4 at SAC 11/8/21	ASTS	2 vs. DAL 5/2/22
STLS	3 9 times (vs. MIL, 2/10/22)	STLS	2 4 times (vs. SAS, 4/16/18)	STLS	3 vs. MIL 2/10/22	STLS	1 3 times (vs. DAL, 5/15/22)
BLKS	12 at CHI 3/15/11	BLKS	6 at LAL 5/1/12	BLKS	4 3 times (@ MIN, 3/23/22)	BLKS	3 vs. DAL 5/4/22
MINS	51 at LAC 3/23/11	MINS	33 at LAL 5/8/12	MINS	26 vs. BOS 12/10/21	MINS	16 vs. DAL 5/15/22







FRANK NTILIKINA



6TH SEASON IN THE NBA

HEIGHT
6'5"

2ND SEASON WITH THE MAVS

WEIGHT
200

BIRTHDAY
7.28.98

ACQUIRED
SIGNED BY DALLAS (9/16/21)

PRIOR TO NBA
STRASBOURG

COUNTRY
FRANCE

GUARD

CAREER TRANSACTIONS

- » Played in France (2015-17).
- » Drafted by New York in the first round (eighth overall pick) of the 2017 NBA Draft.
- » Signed by Dallas (9/16/21).

PROFESSIONAL CAPSULE

- » Has posted career averages of 5.2 points, 1.8 rebounds, 2.3 assists and 17.9 minutes in 269 games (60 starts) with New York and Dallas.

SEASON HIGHLIGHTS

2021-22 (Dallas):

- » Appeared in 58 games (5 starts) and averaged 4.3 points, 1.7 rebounds and 1.2 assists in 11.8 minutes.
- » Shot 34.2% (38-111 3FG) 3-point range and a career-high 96.0% (24-25 FT) from the FT line.
- » In his five starts, averaged 10.6 points, 2.2 rebounds, 3.0 assists and 33.2 minutes.
- » Six games with 10+ points, including one game with 15+ points.
- » Recorded a career-high +24 rating in two of his first nine games with DAL (+24 vs. SAS 10/28/21; +24 vs. NOP 11/8/21), after his previous best plus-minus was +23 (vs. POR 1/1/20) in his four seasons (211 games) with NYK.
- » 14 points, season-high-tying 5 assists and 2 steals in season-high 38 minutes vs. MIL (12/23/21).
- » Season-high 17 points (2-5 3FG, 5-5 FT) to go with 4 rebounds, 1 assist and 2 steals in 35 minutes at UTA (12/25/21).
- » 12 points (5-9 FG, 1-3 3FG, 1-1 FT), season-high 6 rebounds and 4 assists in 23 minutes at CHA (3/19/22).
- » Missed four games due to a right calf strain (11/23-12/1/21), five games due to a non-COVID illness (12/19/21; 1/23/22; 3/7-3/9/22; 4/10/22), one game due to left ankle soreness (2/17/22) and two games due to a right ankle sprain (3/1/22; 3/30/22).

2020-21 (New York):

- » Averaged 2.7 points, 0.9 rebounds and 9.8 minutes in 33 games (4 starts).
- » Shot career-high 47.9% (23-48 3FG) from 3-point range.
- » In his four starts, averaged 6.5 points (.474 FG%, .545 3FG%), 2.0 rebounds and 1.0 steals in 18.5 minutes (NYK went 3-1).
- » Three double-figure scoring games, including season-high 13 points twice (at SAS 3/2/21, vs. ORL 3/18/21).
- » Missed 13 games with a sprained right knee (12/31/20-1/22/21) and four games due to health and safety protocols (2/9-2/15/21).

2019-20 (New York):

- » Averaged career-high 6.3 points, 3.0 assists and 20.8 minutes in 57 games (career-best 26 starts).
- » Shot 86.4% (51-59 FT) from the line.
- » As a starter, averaged 6.7 points and 3.2 assists in 25.7 minutes (667)...made 23 straight starts (11/1-12/20/19).
- » Led team in assists five times and scoring twice...11 double-figure scoring games and two double-figure assist games.
- » Recorded two games with at least 9 assists and 0 turnovers (9 assists, 0 turnovers, 6 steals vs. SAS 11/23/19; 10 assists, 0 turnovers vs. POR 1/1/20).
- » 14 points (5-12 FG, 4-5 3FG), 6 rebounds, 4 assists, 4 steals and 3 blocks in 38 minutes at DAL (11/8/19).
- » Career-high 20 points (6-9 FG, 3-5 3FG, 5-6 FT) with 10 assists in 30 minutes at WAS (3/10/20)...at 21 years, 226 days, became youngest Knick to have a 20-10 game (Kenny Sears at 22 years, 140 days vs. BOS, 1/4/56).
- » Missed seven games with sore groin (1/14/10, 1/29-2/1/20, 2/24-2/27/20) and one with a sore upper back (12/2/19).

2018-19 (New York):

- » Limited to 43 games (16 starts) averaging 5.7 points, 2.8 assists and 21.0 minutes.
- » As a starter, averaged 7.0 points in 24.8 minutes.
- » Led team in assists 11 times.
- » Season-high 18 points (7-11 FG, career-high 4-4 3FG) vs. CHA (12/9/19), scoring all 18 points in second half (7-9 FG).
- » Missed a total of 35 games due to injury...missed 32 of final 34 games (1/28-4/10/19) due to sore groin and missed three games (1/7-1/11/19) due to sprained left ankle...assigned for one day (3/19/19) to the G League's Westchester Knicks.

2017-18 (New York):

- » As a rookie, averaged 5.9 points, 3.2 assists (9th among NBA rookies) and 21.9 minutes in team-high 78 games (9 starts).
- » As a starter, averaged 7.9 points, 3.0 rebounds and 3.7 assists in 31.3 minutes.
- » Led team in assists 12 times and had two double-figure assist games.
- » At the time, became youngest-ever Knick to appear in an NBA game at 19 years, 83 days old at OKC (10/19/17).





- » NYK season-high 6 steals vs. CLE (11/13/17).
- » Career-high 11 assists at SAS (12/28/17).
- » 10 points, career-high 7 rebounds and 10 assists at BKN (1/15/18)...first Knicks rookie to post a point-assist double-double off the bench since Greg Anthony (18/11 at PHI, 1/22/92).
- » Made first career NBA start at POR (3/6/18), recording 6 points in 28 minutes...became second-youngest Knick to start a game (19 yrs, 221 days); previous was Trevor Ariza vs. MIL (1/23/05; 19 yrs, 207 days).
- » Selected to play for Team World at the 2018 Rising Stars Challenge at NBA All-Star Weekend (Los Angeles), recording 6 points, 5 assists, 4 rebounds and 3 steals in 19 minutes off the bench in 155-124 win over Team USA .
- » Missed three games with a sprained left ankle (10/21-10/24/17, 11/29/17) and one due to illness (3/31/18).

PLAYOFF CAPSULE

- » Has appeared in 15 postseason games with New York and Dallas, averaging 1.5 points in 8.6 minutes.
- » **2022 (DAL)**: Saw action in 15 games for DAL in its Western Conference Finals run, averaging 1.9 points and 1.0 rebounds in 10.4 minutes.
- » **2021 (NYK)**: Made postseason debut with NYK and appeared in three first-round games vs. ATL.

INTERNATIONAL CAPSULE**Professional**

- » Named Best Young Player in French League twice (2016, 2017)...played two seasons for the Strasbourg U21 team (2013-15).
- » **2016-17**: Saw action in 14 FIBA Champions League games for Strasbourg's senior team, averaging 7.2 points and 18.1 minutes
- » **2015-16**: Earned rotation spot with Strasbourg's senior team after playing two seasons at the junior level...saw action in 32 games Pro A games (1.3 ppg, 8.3 mpg) and four EuroLeague contests (1.5 ppg, 5.7 mpg)...also started 18 of 19 games for club's U21 team and averaged 13.7 points..

French National Team

- » **Summer 2021**: Competed with the French national team at the 2020 Olympics (Tokyo), bringing home a silver medal...appeared in four games, averaging 2.0 points and 1.8 assists in 10.2 minutes.
- » **Summer 2019**: At the 2019 FIBA World Cup (China), starred for French squad that won bronze...11 points and 3 assists in upset win over Team USA.
- » **Summer 2016**: Earned MVP honors at 2016 FIBA U18 European Championships, averaging 15.2 points (.500% FG%, .586% 3FG%), 2.8 rebounds, 4.5 assists and 2.2 steals...31 points (7-10 3FG) in gold medal game vs. Lithuania.
- » **Summer 2015**: Participated in the FIBA European U18 All-Star Game, recording 13 points, 4 rebounds and game-high 8 assists...averaged 8.6 points at the 2015 FIBA European U18 Championships.
- » **Summer 2014**: Averaged 7.4 points, 1.6 rebounds, 2.0 assists and 1.0 steals as U16 French junior national team won 2014 FIBA Europe U16 Championships.

PERSONAL CAPSULE

- » Full name is Frank Bryan Ntilikina...last name pronounced NEE-lee-KEE-nuh.
- » Mother Jacqueline Mukarugema escaped war-torn Rwanda to raise Frank and his brothers in Belgium and France...born in Ixelles, Belgium, before moving to France at the age of 3.
- » Plays the guitar and piano.
- » Idolized Tony Parker while growing up in France.
- » On Twitter [@FrankLikina](#).

FRANK NTILIKINA - NBA REGULAR SEASON STATISTICS

SEASON	TEAM	GP	GS	MIN	FG	FGA	FG%	3PM	3PA	3P%	FT	FTA	FT%	OR	DR	TOT	A	ST	TO	BS	PTS	PPG
2017-18	NYK	78	9	1,706	182	500	.364	50	157	.318	49	68	.721	37	140	177	250	65	131	18	463	5.9
2018-19	NYK	43	16	904	95	282	.337	33	115	.287	23	30	.767	12	75	87	121	30	56	14	246	5.7
2019-20	NYK	57	26	1,187	131	333	.393	44	137	.321	51	59	.864	23	98	121	172	54	71	16	357	6.3
2020-21	NYK	33	4	322	29	79	.367	23	48	.479	8	18	.444	6	25	31	19	18	11	4	89	2.7
2021-22	DAL	58	5	685	89	223	.399	38	111	.342	24	25	.960	12	67	79	69	27	31	7	240	4.1
TOTALS		269	60	4,799	526	1,417	.371	188	568	.331	155	200	.775	90	405	495	631	194	300	59	1,395	5.2
PER GAME		--	--	17.8	2.0	5.3	--	0.7	2.1	--	0.6	0.7	--	0.3	1.5	1.8	2.3	0.7	1.1	0.2	5.2	--

FRANK NTILIKINA - NBA POSTSEASON STATISTICS

SEASON	TEAM	GP	GS	MIN	FG	FGA	FG%	3PM	3PA	3P%	FT	FTA	FT%	OR	DR	TOT	A	ST	TO	BS	PTS	PPG
2020-21	NYK	3	0	4	0	1	.000	0	1	.000	0	0	.000	0	0	0	0	0	0	0	0	0.0
2021-22	DAL	12	0	125	8	24	.333	6	20	.300	1	1	1.000	2	10	12	9	8	6	1	23	1.9
TOTALS		15	0	127	8	25	.320	6	21	.286	1	1	1.000	2	10	12	9	8	6	1	23	1.5
PER GAME		--	--	8.5	0.5	1.7	--	0.4	1.4	--	0.1	0.1	--	0.1	0.7	0.8	0.6	0.5	0.4	0.1	1.5	--

	REG CAREER HIGHS	POST CAREER HIGHS	2021-22 REG HIGHS	2021-22 POST HIGHS
PTS	20 at WAS 3/10/20	6 at GSW 5/26/22	17 at UTA 12/25/21	6 at GSW 5/26/22
FGM	8 vs. CLE 4/9/18	2.2 times (@ GSW, 5/26/22)	6 vs. HOU 3/23/22	2.2 times (@ GSW, 5/26/22)
FGA	16 3 times (vs. MIL, 12/23/21)	5 at GSW 5/26/22	16 vs. MIL 12/23/21	5 at GSW 5/26/22
3FGM	4 3 times (vs. MIL, 12/27/20)	2 at GSW 5/26/22	3 at PHX 11/17/21	2 at GSW 5/26/22
3FGA	10 vs. MIL 12/23/21	5 at GSW 5/26/22	10 vs. MIL 12/23/21	5 at GSW 5/26/22
FTM	6 vs. MEM 12/6/17	1 at PHX 5/10/22	5 at UTA 12/25/21	1 at PHX 5/10/22
FTA	8 vs. MEM 12/6/17	1 at PHX 5/10/22	5 at UTA 12/25/21	1 at PHX 5/10/22
OREB	3 2 times (@ CLE, 4/11/18)	1.2 times (@ GSW, 5/26/22)	2 2 times (@ CHA, 3/19/22)	1.2 times (@ GSW, 5/26/22)
DREB	7 at BKN 1/15/18	4 at PHX 5/15/22	5 at GSW 1/25/22	4 at PHX 5/15/22
TREB	7 3 times (@ CLE, 2/3/20)	4 at PHX 5/15/22	6 at CHA 3/19/22	4 at PHX 5/15/22
ASTS	11 at SAS 12/28/17	2 vs. PHX 5/12/22	5 2 times (vs. MIL, 12/23/21)	2 vs. PHX 5/12/22
STLS	6 2 times (vs. SAS, 11/23/19)	4 vs. PHX 5/12/22	3 at PHX 11/19/21	4 vs. PHX 5/12/22
BLKS	3 2 times (@ DAL, 11/8/19)	1 vs. PHX 5/12/22	1 7 times (@ CHA, 3/19/22)	1 vs. PHX 5/12/22
MINs	40 vs. CLE 4/9/18	21 vs. PHX 5/12/22	38 at SAC 12/29/21	21 vs. PHX 5/12/22







THEO PINSON



5TH SEASON IN THE NBA

HEIGHT
6'5"

2ND SEASON WITH THE MAVS

WEIGHT
212

BIRTHDAY
11.5.95

ACQUIRED
SIGNED BY DALLAS (7/7/22)

PRIOR TO NBA
NORTH CAROLINA

COUNTRY
USA

GUARD/FORWARD

CAREER TRANSACTIONS

- » Went undrafted in the 2018 NBA Draft.
- » Signed a Two-Way contract with Brooklyn (10/11/18).
- » Converted Two-Way contract with Brooklyn to a full NBA contract (6/24/19).
- » Waived by Brooklyn (6/24/20).
- » Claimed off waivers by New York (6/26/20).
- » Signed Two-Way contract with New York (11/29/20).
- » Signed with Boston (9/23/21).
- » Waived by Boston (10/16/21) and joined the G League's Maine Celtics as an affiliate player.
- » Signed a pair of 10-day contracts with Dallas under the COVID-related hardship allowance (12/20/21 and 12/31/21).
- » Signed a Two-Way contract with Dallas (1/10/22).
- » Signed by Dallas (7/6/22).

PROFESSIONAL CAPSULE

- » Holds career averages of 2.9 points, 1.3 rebounds, 1.1 assists and 8.7 minutes in 87 games with Brooklyn, New York and Dallas...has shot 91.7% (44-48 FT) from the line.
- » Named to All-NBA G League Second Team and NBA G League All-Rookie Team in 2018-19.

SEASON HIGHLIGHTS

2021-22 (Dallas)

- » In 19 games with DAL, averaged 2.5 points and 1.1 rebounds in 7.8 minutes...connected on 10 of his 30 3-point attempts (10-30 3FG) and all 10 of his FTs (10-10 FT).
- » Played in 12 games (all starts) for the Maine Celtics at the Showcase Cup and averaged 16.4 points (.405 3FG%, .833 FT%), 4.6 rebounds, 4.4 assists and 1.3 steals in 32.8 minutes...also saw action in three games (all starts) for the Mavericks' G League affiliate Texas Legends, averaging 9.3 points, 4.7 rebounds, 3.7 assists and 1.7 steals in 30.5 minutes.
- » In DAL debut, 7 points, 4 rebounds, 3 assists, career-high 4 steals and 1 block in season-high 22 minutes vs. MIN (12/21/21)...his 4 steals were the most ever by a Maverick in his debut with the team.
- » In season finale, season-high 16 points (5-5 FG, 2-2 FT), including career-high 4 3-pointers (4-4 3FG), to go with 1 rebound and 2 assists in 13 minutes vs. SAS (4/10/22).
- » Missed 22 games due a right fifth finger fracture (2/15-4/3/22).

2020-21 (New York)

- » Appeared in 17 games with NYK and averaged 2.0 minutes per game.

2019-20 (Brooklyn)

- » Appeared in career-high 33 games for BKN, averaging 3.6 points, 1.6 rebounds and career-high 1.7 assists in 11.1 minutes.
- » Four games with 10+ points, including season-high 12 points (5-9 FG, 2-4 3FG) vs. CHA (12/11/19)...career-high 8 assists at BOS (11/27/19).
- » For the second straight season, saw time with G League's Long Island Nets, averaging 15.1 points, 6.6 rebounds, 4.9 assists, 1.1 steals and 31.8 minutes in nine games (all starts).

2018-19 (Brooklyn)

- » As a rookie, averaged career-high 4.5 points, career-best 2.0 rebounds, 1.2 assists and career-high 11.7 minutes in 18 games with BKN.
- » Three double-figure scoring games.
- » Career-high (team-high) 19 points (5-11 FG, 3-5 3FG, 6-6 FT) to go with career-best 8 rebounds, 2 assists, 2 steals and +19 rating in 26 minutes vs. NYK (1/25/19).
- » Spent the majority of the season with G League's Long Island Nets, averaging team-high 20.1 points (11th in G League), 5.8 rebounds, 5.7 assists (13th), 1.0 steals and 34.6 minutes in 35 games (34 starts) en route to earning All-G League Second Team and All-Rookie Team honors.

PLAYOFF CAPSULE

- » **2022 (DAL):** As a Two-Way player, was not eligible to play in any of DAL's 18 postseason games.
- » **2019 (BKN):** Reached the postseason for the first time with BKN and appeared in three of the team's opening-round games...in playoff debut, postseason career highs of 9 points (3-5 FG, 3-4 3FG), 2 rebounds, 3 assists, 1 steal and 10 minutes in Game 2 at PHI (4/15/19).

COLLEGE CAPSULE

- » Played in 122 games (58 starts) over his four-year career at North Carolina, increasing his ppg, rpg and apg in every season...starter on UNC's 2017 national championship team...played in 14 NCAA Tournament wins, tied for second in school history...one of three Tar Heels with 500 rebounds and 400 assists (Ed Cota and Walter Davis).
- » **2017-18:** As a senior, averaged career highs for points (10.3), rebounds (6.5) and assists (5.1) en route to becoming the first Tar Heel ever to average at least 10 points, 5.0 rebounds and 5.0 assists in a season...shot career-high 47.3% from the field and career-best 81.8% from the line...earned All-ACC Honorable Mention and First Team ACC All-Tournament honors.





- » **2016-17:** Helped lead Tar Heels to NCAA title as a junior, averaging 6.1 points, 4.6 rebounds, team-high 3.7 assists and 23.8 minutes in 21 games (13 starts).
- » **2015-16:** As a sophomore, averaged 4.5 points, 3.2 rebounds, 2.9 assists and 18.7 minutes in 40 games (7 starts) as the Tar Heels advanced to NCAA championship game.
- » **2014-15:** As a freshman, averaged 2.8 points, 3.0 rebounds, 1.5 assists and 12.5 minutes in 24 games (1 start).

PERSONAL CAPSULE

- » Full name Theophilus Alphonso Pinson...son of Theo and Barbara Pinson.
- » Born and raised in Greensboro, North Carolina...finished high school career at Wesleyan Christian Academy (High Point, NC), where he won two consecutive 3A NCISAA state championships...named North Carolina Mr. Basketball as a senior in 2014, an award won by teammate and fellow UNC alum Reggie Bullock in 2010...played freshman season at Oak Ridge (N.C.) Military Academy.
- » Played in McDonald's All-America Game, Nike Hoop Summit and Jordan Brand Classic.
- » Teamed with former Maverick Justin Jackson, who he would become teammates with at UNC, to earn a gold medal for Team USA at FIBA Americas U16 championship in 2011 (Mexico).
- » Wears No. 1 with the Mavericks, the same number he donned at UNC and for his AAU club.
- » On Twitter @tpinsonn.

THEO PINSON - NBA REGULAR SEASON STATISTICS

SEASON	TEAM	GP	GS	MIN	FG	FGA	FG%	3PM	3PA	3P%	FT	FTA	FT%	OR	DR	TOT	A	ST	TO	BS	PTS	PPG
2018-19	BKN	18	0	211	25	73	.342	12	46	.261	19	22	.864	4	32	36	21	6	18	0	81	4.5
2019-20	BKN	33	0	365	45	155	.290	15	80	.188	15	16	.938	10	44	54	56	17	33	4	120	3.6
2020-21	NYK	17	0	34	1	9	.111	0	8	.000	0	0	.000	0	5	5	1	0	1	0	2	0.1
2021-22	DAL	19	0	148	14	39	.359	10	30	.333	10	10	1.000	2	19	21	17	5	5	2	48	2.5
TOTALS		87	0	758	85	276	.308	37	164	.226	44	48	.917	16	100	116	95	28	57	6	251	2.9
PER GAME		--	--	8.7	1.0	3.2	--	0.4	1.9	--	0.5	0.6	--	0.2	1.1	1.3	1.1	0.3	0.7	0.1	2.9	--

THEO PINSON - NBA POSTSEASON STATISTICS

SEASON	TEAM	GP	GS	MIN	FG	FGA	FG%	3PM	3PA	3P%	FT	FTA	FT%	OR	DR	TOT	A	ST	TO	BS	PTS	PPG
2018-19	BKN	3	0	22	3	8	.375	3	7	.429	0	0	.000	0	3	3	3	2	1	0	9	3.0
2020-21	NYK	0	0	0	0	0	0	0	0	0	0	0	.000	0	0	0	0	0	0	0	0	0.0
TOTALS		3	0	21	3	8	.375	3	7	.429	0	0	.000	0	3	3	3	2	1	0	9	3.0
PER GAME		--	--	7.0	1.0	2.7	--	1.0	2.3	--	0.0	0.0	--	0.0	1.0	1.0	1.0	0.7	0.3	0.0	3.0	--

	REG CAREER HIGHS		POST CAREER HIGHS		2021-22 REG HIGHS
PTS	19 vs. NYK 1/25/19	PTS	9 at PHI 4/15/19	PTS	16 vs. SAS 4/10/22
FGM	5 4 times (vs. SAS, 4/10/22)	FGM	3 at PHI 4/15/19	FGM	5 vs. SAS 4/10/22
FGA	13 at DAL 1/2/20	FGA	5 at PHI 4/15/19	FGA	9 vs. MIL 12/23/21
3FGM	4 vs. SAS 4/10/22	3FGM	3 at PHI 4/15/19	3FGM	4 vs. SAS 4/10/22
3FGA	8 vs. MIL 12/23/21	3FGA	4 at PHI 4/15/19	3FGA	8 vs. MIL 12/23/21
FTM	6 vs. NYK 1/25/19	FTM	--	FTM	2 5 times (vs. SAS, 4/10/22)
FTA	6 3 times (@ UTA, 3/16/19)	FTA	--	FTA	2 5 times (vs. SAS, 4/10/22)
OREB	2 3 times (@ CHA, 12/6/19)	OREB	--	OREB	1 2 times (vs. POR, 4/8/22)
DREB	8 vs. MIL 2/4/19	DREB	2 at PHI 4/15/19	DREB	5 at UTA 12/25/21
TREB	8 2 times (vs. MIL, 2/4/19)	TREB	2 at PHI 4/15/19	TREB	5 at UTA 12/25/21
ASTS	8 at BOS 11/27/19	ASTS	3 at PHI 4/15/19	ASTS	3 3 times (@ SAC, 12/31/21)
STLS	4 vs. MIN 12/21/21	STLS	1 2 times (@ PHI, 4/23/19)	STLS	4 vs. MIN 12/21/21
BLKS	1 6 times (@ SAC, 12/31/21)	BLKS	--	BLKS	1 2 times (@ SAC, 12/31/21)
MINS	28 at MIL 12/29/18	MINS	10 at PHI 4/15/19	MINS	22 vs. MIL 12/23/21







DWIGHT POWELL



9TH SEASON IN THE NBA

HEIGHT
6'10"

WEIGHT
240

BIRTHDAY
7.20.91

ACQUIRED
SIGNED EXTENSION (7/6/19)

PRIOR TO NBA
STANFORD

9TH SEASON WITH THE MAVS

COUNTRY
CANADA

DALLAS

CENTER

CAREER TRANSACTIONS

- » Selected by Charlotte in the second round (45th overall pick) of the 2014 NBA Draft...rights traded by Charlotte with Brendan Haywood to Cleveland in exchange for Scotty Hopson and cash considerations (7/12/14).
- » Signed by Cleveland (8/23/14).
- » Traded by Cleveland with Malcolm Thomas, Erik Murphy, John Lucas III, two future second-round draft picks and a trade exception to Boston in exchange for Keith Bogans and two future Sacramento conditional second-round picks (9/25/14).
- » Traded by Boston with Rajon Rondo to Dallas in exchange for Brandan Wright, Jae Crowder, Jameer Nelson, a 2015 first-round pick and a 2016 second-round pick (12/18/14).
- » Signed by Dallas (7/8/16).
- » Signed to a contract extension by Dallas (7/6/19).

PROFESSIONAL CAPSULE

- » Holds career averages of 7.7 points, 4.6 rebounds, 1.0 assists and 19.0 minutes in 511 games (178 starts) with Boston and Dallas.
- » Has shot 58.5% (1,451-2,480 FG) from the field and 75.1% (903-1,202 FT) from the line.
- » Less than two full seasons removed from suffering a torn right Achilles tendon, played in a career-high 82 games in 2021-22, finishing as one of five players to appear in all 82 on the season (Saddiq Bey, Kevon Looney, Mikal Bridges, Deni Avdija)...shot a career-high 67.1% (269-401 FG) from the field in 2021-22, the second-highest single-season FG% in Mavericks history (min. 200 FGA) behind Brandan Wright's 67.7% (224-331 FG) clip in 2013-14...set a new career high for FG% for the seventh time in his first eight seasons.
- » Made a franchise-record 18 consecutive FG over the final four games of the 2021-22 season (last 4 FG at MIL 4/3/22; 3-3 FG at DET 4/6/22; 7-7 FG vs. POR 4/8/22; first 4 vs. SAS 4/10/22), surpassing the previous team record of 14, which he tied twice himself.
- » Threw down a career-high (team-high) 108 dunks in 2021-22, leading Dallas in slams for the third time in his career (2016-17, 2017-18) while finishing either first or second on the team in dunks for the seventh straight year (2015-22).
- » Increased his scoring average in each of his first five NBA seasons (3.1 ppg in 2014-15, 5.8 ppg in 2015-16, 6.7 ppg in 2016-17, 8.5 ppg in 2017-18, 10.6 ppg in 2018-19).
- » Played for the World Team in the Rising Stars Challenge at All-Star 2016 in his native Toronto and recorded a double-double with 12 points and a game-high 11 rebounds.

SEASON HIGHLIGHTS

2021-22 (Dallas)

- » Played in all 82 games (career-high 69 starts) for the first time in his career...finished as one of five players to appear in all 82 (Saddiq Bey, Kevon Looney, Mikal Bridges, Deni Avdija)...averaged 8.7 points, 4.9 rebounds and 1.2 assists in 21.9 minutes.
- » Shot career-high 67.1% (269-401 FG) from the field, the second-highest single-season FG% in Mavericks history (min. 200 FGA), behind Wright's 67.7% (224-331 FG) clip in 2013-14...threw down a career-high (team-high) 108 dunks...also shot career-high 35.1% (13-37 3FG) from 3-point range and career-best 78.3% (166-212 FT) from the FT line.
- » As a starter, averaged 9.3 points, 5.2 rebounds and 1.3 assists in 23.1 minutes...started DAL's first 16 games and the team's final 32.
- » After Christmas (12/27/21-4/10/22), averaged 10.5 points on 70.9% (197-278 FG) shooting from the field and 80.0% (128-160 FT) shooting from the foul line (DAL went 37-13 in those games).
- » Over the final 23 games (2/25-4/10/22), averaged 12.3 points (.707 FG, .843 FT), 6.3 rebounds and 1.3 assists in 25.4 minutes (DAL went 17-6).
- » Two double-doubles, both of which were 20-point/10-rebound efforts (2-0 record)...one game with 25+ points (1-0 record)...five games with 20+ points (4-1 record)...11 games with 15+ points (10-1 record)...34 games with 10+ points (28-6 record)...three games with 10+ rebounds...22 games with 7+ rebounds (17-5 record).
- » 22 points (9-11 FG, 1-1 3FG), including 11 in first quarter, in 24 minutes at POR (12/27/21).
- » Career-high-tying 26 points (9-11 FG, 8-9 FT) to go with 12 rebounds (6 OR), 3 assists and 2 blocks in 32 minutes at HOU (3/11/22)...22 points and 10 boards in the first half alone, becoming the ninth Maverick over the last 25 years (since 1996-97) to post a 20-point, 10-rebound half (Dirk Nowitzki, Kristaps Porzingis, Luka Dončić, Boban Marjanović, Antoine Walker, Michael Finley, Shawn Bradley, Chris Gatling)...also became the fifth Maverick to over the last 25 years to accomplish the feat in the opening half (Nowitzki, Porzingis, Dončić, Finley)...finished the season as one of 10 NBA players to produce a 20-point, 10-rebound half (LeBron James, Giannis Antetokounmpo, Nikola Jokić, Joel Embiid, Kevin Durant, James Harden, Christian Wood, Jusuf Nurkić, Porzingis).
- » 22 points (8-8 FG, 6-7 FT), including 16 in first half, to go with 8 rebounds, 2 assists, 2 steals and 1 block in 27 minutes vs. MIN (3/21/22).
- » 22 points (8-10 FG, 6-6 FT), season-high 13 rebounds, 1 steal and 1 block in 31 minutes at MIL (4/3/22).
- » Made a franchise-record 18 consecutive FG over the final four games of the season (last 4 FG at MIL 4/3/22; 3-3 FG at DET 4/6/22; 7-7 FG vs. POR 4/8/22; first 4 vs. SAS 4/10/22), surpassing the previous team record of 14, which he tied twice himself.

2020-21 (Dallas)

- » Averaged 5.9 points, 4.0 rebounds and 16.6 minutes in 58 games (19 starts) while shooting 61.9% (120-194 FG) from the field and 78.2% (97-124 FT) from the line.
- » One double-double...one game with 20+ points...12 games with 10+ points (10-2 record)...three games with 10+ rebounds (3-0 record)...14 games with 7+ rebounds (12-2 record).
- » Season-high 25 points (11-12 FG, 3-3 FT), including 21 in second half (12 in 4th quarter), to go with 9 rebounds in 28 minutes vs. LAL (4/24/21)...it was his second career game shooting 91.7% from the floor (11-12 FG at WAS 3/6/19), which is tied for the second-highest FG% by a Maverick in a game (min. 10 FGA) (Brandan Wright, 10-10, 1.000, at LAL 4/4/14; Rolando Blackman, 11-12, .917, vs. CHI 11/24/82).
- » Missed eight games due to health and safety protocols (1/13-1/25/21) and one game due to an illness (3/15/21).



**2019-20 (Dallas)**

- » In 40 games (37 starts), averaged 9.4 points, 5.7 rebounds and 1.5 assists in 26.5 minutes while shooting 63.8% (146-229 FG) from the field.
- » 17 games with 10+ points...three games with 10+ rebounds.
- » Season-high 24 points (9-9 FG, 2-2 3FG, 4-5 FT), 5 rebounds, 4 assists and 2 blocks vs. MIN (12/4/19).
- » 19 points and season-high 12 rebounds vs. PHI (1/11/20).
- » 21 points (9-9 FG, 1-1 3FG, 2-2 FT) and 6 rebounds at GSW (1/14/20).
- » Underwent season-ending surgery to repair a ruptured right Achilles tendon (1/27/20) after sustaining the injury in the first quarter vs. LAC (1/21/20).

2018-19 (Dallas)

- » Averaged career-high 10.6 points, 5.3 rebounds, career-high 1.5 assists and 21.6 minutes in 77 games (22 starts)...shot 59.8% (219-366 FG) from the field and 77.2% (196-254 FT) from the line while knocking down a career-high 39 3-pointers (39-127 3FG, .307).
- » After All-Star break, averaged 14.8 points, 7.5 rebounds, 2.5 assists and 30.7 minutes in 24 games (22 starts) while shooting 62.1% (126-203 FG) from the field, 39.6% (21-53 3FG) from 3-point range and 79.6% (82-103 FT) from the line.
- » Career-high six double-doubles...two 20-point/10-rebound efforts...two games with 25+ points...seven games with 20+ points (all after All-Star break)...seven games with 10+ rebounds (5 after All-Star break).
- » Reached 2,000 career points with an alley-oop dunk (assist from Dončić) at the 9:00-mark of the second quarter at MIN (1/11/19).
- » Career-high 26 points, including 10 in fourth quarter, to go with 10 rebounds in 36 minutes at WAS (3/6/19)...made his first 10 shots and finished 11-of-12 (.917) from the floor.
- » Scored 20+ points four times in a seven-game stretch (2/22-3/6/19) immediately following All-Star break, after not reaching 20 in any of his first 53 games...scored 20 just four times in first four NBA seasons combined (1 in 2016-17, 3 in 2017-18).
- » Scored 10+ points in a career-high eight consecutive games (2/22-3/8/19), averaging 17.5 points, 7.1 rebounds, 3.3 assists 1.0 steals and 32.8 minutes while shooting 66.2% (51-77 FG) from the field and 55.0% (11-20 3FG) from 3-point range.
- » Scored 10+ points in 24 of his final 29 games (2/6-4/10/19), averaging 14.1 points, 7.4 rebounds, 2.3 assists and 29.8 minutes while shooting 61.5% (142-231 FG) from the field, 40.3% (25-62 3FG) from 3-point range and 80.6% (100-124 FT) from the stripe.
- » Missed three games due to left knee effusion (1/19-24/18) and one game due to load management/right hand (4/5/19).

2017-18 (Dallas)

- » Averaged 8.5 points, 5.6 rebounds, 1.2 assists, 0.9 steals and 21.2 minutes in 79 games (24 starts) while shooting 59.3% (255-430 FG) from the field, 33.3% (28-84 3FG) from 3-point range and 71.9% (133-185 FT) from the line.
- » As a starter, averaged 11.3 points, 7.5 rebounds, 1.7 assists and 26.4 minutes while shooting 61.3% (100-163 FG) from the floor, 43.3% (13-30 3FG) from deep and 72.2% (57-79 FT) from the line (started 24 games after starting 5 in his first three seasons combined).
- » Posted five double-doubles (all point/rebound), after he had five in his previous three seasons combined...three 20-point efforts...12 games with 15+ points, 30 games with 10+ points and 11 games with 10+ rebounds.
- » Went 6-for-6 (1.000) from 3-point range over a five-game span (3/11-20/18).
- » Missed two games due to left knee bursitis (3/27/18, 4/4/18).

2016-17 (Dallas)

- » Averaged 6.7 points, 4.0 rebounds, 0.8 steals and 17.3 minutes in 77 games (3 starts) while shooting 51.5% (194-377 FG) from the field, 28.4% (21-74 3FG) from 3-point range and 75.9% (107-141 FT) from the line.
- » Two double-doubles (both point/rebound)...one game with 20+ points...three games with 15+ points...24 games with 10+ points...two games with 10+ rebounds...seven games with 3+ steals (5-2 record).
- » 17 points (7-11 FG, 3-4 FT) and 7 rebounds in 28 minutes vs. CHI (12/3/16) followed by 15 points (7-11 FG, 1-3 FT) and 7 rebounds in 32 minutes vs. CHA (12/5/16), marking first consecutive games with 15+ points.

2015-16 (Dallas)

- » Averaged 5.8 points, 4.0 rebounds and 14.4 minutes in 69 games (2 starts) while shooting 49.3% (146-296 FG) from the floor and 73.9% (105-142 FT) from the line.
- » Three double-doubles...three games with 15+ points...18 double-figure scoring efforts, including nine in DAL's first 14 games...three games with 10+ rebounds.
- » First career double-double with 10 points, 10 rebounds, 3 assists and 2 steals in 26 minutes vs. TOR (11/3/15).
- » In first career start, season-high 16 points (8-13 FG), including 10 on 5-5 FG in fourth quarter, to go with 7 rebounds and 2 steals in 30 minutes at DEN (3/28/16).
- » Selected to play for the World Team in the 2016 BBVA Compass Rising Stars Challenge at All-Star Weekend (Toronto) and recorded a double-double with 12 points (6-9 FG), game-high 11 rebounds, 2 assists and 2 steals in 16 minutes.

2014-15 (Boston and Dallas)

- » As a rookie, averaged 3.1 points, 1.7 rebounds and 8.1 minutes in 29 games while shooting 46.3% (31-67 FG) from the field and 75.8% (25-33 FT) from the line.
- » In 24 games with DAL, averaged 3.4 points and 2.0 rebounds in 9.5 minutes and recorded two games with 10+ points.
- » Appeared in 12 games (all starts) for the G League affiliates of the Celtics and Mavericks (4 for Maine, 8 for Texas), averaging a combined 26.0 points, 9.8 rebounds, 2.7 assists and 1.1 blocks in 35.8 minutes.
- » Made NBA debut with BOS vs. CLE (11/14/14) and played 2 seconds.

PLAYOFF CAPSULE

- » Holds career playoff averages of 3.3 points, 2.5 rebounds and 11.9 minutes in 31 games (18 starts).
- » **2022 (DAL):** Started all 18 games for the Mavericks in their run to the Western Conference Finals and averaged 3.2 points and 2.6 rebounds in 13.8 minutes...2022 postseason highs of 11 points (3-3 FG, 5-8 FT) and 7 rebounds in Game 4 at UTA (4/23/22).
- » **2021 (DAL):** Averaged 2.7 points, 1.9 rebounds, 0.9 assists and 7.4 minutes in seven first-round games vs. LAC.
- » **2020 (DAL):** Did not play in first-round series vs. LAC due to injury (right Achilles).
- » **2016 (DAL):** Averaged playoff career highs of 6.0 points, 4.3 rebounds, 1.0 assists and 16.0 minutes in four first-round games vs. OKC...playoff career highs of 16 points (6-7 FG, 4-6 FT), 9 rebounds, 3 assists and 28 minutes in Game 5 at OKC (4/25/16).
- » **2015 (DAL):** Appeared in two first-round games vs. HOU and logged a total of 3 minutes...made playoff debut in Game 2 at HOU (4/21/15) and played 2 minutes.

INTERNATIONAL CAPSULE (Canadian National Team)

- » **Summer 2022:** Played for the Canadian national team at the 2023 FIBA World Cup Qualifiers and averaged 10.0 points, 6.8 rebounds and 1.3 assists in four games.
- » **Summer 2021:** Competed with the Canadian national team in one of four FIBA Olympic Qualifying tournaments...in three games, averaged 10.0 points, 6.3 rebounds, 2.0 assists and 23.7 minutes.
- » **Summer 2019:** Played in two games for the Canadian national team at the FIBA Basketball World Cup Americas Qualifiers and averaged 10.0 points and 6.0 rebounds in 17.5 minutes.
- » **Summer 2015:** In four Marchand Cup games (Puerto Rico), averaged 8.3 points and 5.3 rebounds for the Canadian national team that won gold...in nine games at the 2015 FIBA Americas Championship (Mexico), averaged 4.7 points and 3.1 rebounds as Team Canada won bronze.
- » **Summer 2014:** Played for the Canadian national team.
- » **Summer 2013:** Represented Canada in the World University Games (Russia).
- » **Summer 2009:** Played for Team Canada at the Adidas Nations Tournament (Texas).





COLLEGE CAPSULE

- ▶ Played four years at Stanford, averaging 10.8 points, 6.3 rebounds, 1.8 assists, 0.9 steals, 0.9 blocks and 26.2 minutes in 136 games (107 starts)...earned All-Pac-12 First Team honors his junior and senior seasons...Pac-12 Most Improved Player (2012-13)...NIT champion (2012)...Pac-10 All-Freshman Team (2020-11).
- ▶ **2013-14:** In 36 starts, averaged 14.0 points, 6.9 rebounds and career-highs of 3.1 assists, 1.3 steals and 32.4 minutes...NCAA All-South Regional Team selection...led team in assists (112) and steals (47).
- ▶ **2012-13:** In 34 starts, averaged career-high (team-high) 14.9 points, career-best 8.4 rebounds, 2.1 assists and career-high 1.1 blocks in 30.4 minutes while setting career highs for FG% (.467, 179-383 FG), 3FG% (.455, 15-33 3FG) and FT% (.796, 133-167 FT) and leading the team in scoring 13 times...Pac-12 All-Academic Second Team honoree.
- ▶ **2011-12:** Averaged 5.8 points (.453 FG%, .705 FT%), 4.6 rebounds and 17.5 minutes in 35 games (11 starts)...during five-game NIT title run, averaged 8.8 points and 5.8 rebounds.
- ▶ **2010-11:** Averaged 8.1 points, 5.2 rebounds and 24.4 minutes in 31 games (26 starts) while shooting 47.1% from the field and 68.3% from the line...26 starts were third-most all-time among Stanford freshmen.

PERSONAL CAPSULE

- ▶ Son of Harlan Powell and Jacqueline Weir...originally from Toronto and moved from Canada to Bradenton, Florida, where he prepped at IMG Academy for three years.
- ▶ Majored in science, technology and society at Stanford...Pac-12 Scholar-Athlete of the Year as a senior (2013-14) and Pac-12 All-Academic honorable mention as a junior (2012-13).
- ▶ Honored as a recipient of the NBA Cares 2019-20 End-of-Season Community Assist Award...joined Mark Cuban, teammate Luka Dončić and the Dallas Mavericks Foundation to make a donation to healthcare workers at Dallas' UT Southwestern Medical Center and Parkland Hospital to support childcare costs in the wake of the coronavirus pandemic in the spring of 2020.
- ▶ Received the NBA Cares Community Assist Award for October 2018 in recognition of his efforts to support families battling cancer in DFW; also named one of the 10 finalists for the 2018-19 season-long NBA Cares Community Assist Award.
- ▶ Has participated in the NBA's Basketball Without Borders program, coaching at the event in 2017 (The Bahamas) and 2018 (India).
- ▶ On Twitter [DwightPowell33](#).

DWIGHT POWELL - NBA REGULAR SEASON STATISTICS

SEASON	TEAM	GP	GS	MIN	FG	FGA	FG%	3PM	3PA	3P%	FT	FTA	FT%	OR	DR	TOT	A	ST	TO	BS	PTS	PPG
2014-15	BOS	5	0	9	4	5	.800	0	0	.000	1	2	.500	0	1	1	0	2	2	0	9	1.8
Went from BOS to DAL.																						
2014-15	DAL	24	0	227	27	62	.435	3	11	.273	24	31	.774	18	31	49	9	7	9	6	81	3.4
2014-15	TOT	29	0	236	31	67	.463	3	11	.273	25	33	.758	18	32	50	9	9	11	6	90	3.1
2015-16	DAL	69	2	992	146	296	.493	2	16	.125	105	142	.739	84	189	273	44	36	40	24	399	5.8
2016-17	DAL	77	3	1,333	194	377	.515	21	74	.284	107	141	.759	93	213	306	49	61	34	39	516	6.7
2017-18	DAL	79	24	1,672	255	430	.593	28	84	.333	133	185	.719	135	309	444	91	67	59	32	671	8.5
2018-19	DAL	77	22	1,662	290	486	.597	39	127	.307	196	254	.772	140	272	412	112	43	67	51	815	10.6
2019-20	DAL	40	37	1,061	146	229	.638	10	39	.256	74	111	.667	75	152	227	59	34	36	22	376	9.4
2020-21	DAL	58	19	966	120	194	.619	5	21	.238	97	124	.782	80	154	234	63	36	40	30	342	5.9
2021-22	DAL	82	71	1,798	269	401	.671	13	37	.351	166	212	.783	173	231	404	97	37	64	39	717	8.7
TOTALS		511	178	9,716	1,451	2,480	.585	121	409	.296	903	1,202	.751	798	1,552	2,350	524	323	351	243	3,926	7.7
PER GAME		--	--	19.0	2.8	4.9	--	0.2	0.8	--	1.8	2.4	--	1.6	3.0	4.6	1.0	0.6	0.7	0.5	7.7	--


DWIGHT POWELL - NBA POSTSEASON STATISTICS

SEASON	TEAM	GP	GS	MIN	FG	FGA	FG%	3PM	3PA	3P%	FT	FTA	FT%	OR	DR	TOT	A	ST	TO	BS	PTS	PPG	
2014-15	DAL	2	0	3	0	1	.000	0	0	.000	0	0	.000	0	1	1	1	0	0	0	0	0	0.0
2015-16	DAL	4	0	64	9	19	.474	0	1	.000	6	11	.545	9	8	17	4	1	1	0	24	6.0	
2019-20	DAL	0	0	0	0	0	0	0	0	0	0	0	0	0	0	0	0	0	0	0	0	0.0	
2020-21	DAL	7	0	52	7	8	.875	0	0	.000	5	6	.833	5	8	13	6	2	1	0	19	2.7	
2021-22	DAL	18	18	249	22	35	.629	0	2	.000	14	23	.609	17	30	47	4	3	9	6	58	3.2	
TOTALS		31	18	365	38	63	.603	0	3	.000	25	40	.625	31	47	78	15	6	11	6	101	3.3	
PER GAME		--	--	11.8	1.2	2.0	--	0.0	0.1	--	0.8	1.3	--	1.0	1.5	2.5	0.5	0.2	0.4	0.2	3.3	--	


	REG CAREER HIGHS	POST CAREER HIGHS	2021-22 REG HIGHS	2021-22 POST HIGHS
PTS	26 2 times (@ HOU, 3/11/22)	16 at OKC 4/25/16	26 at HOU 3/11/22	11 at UTA 4/23/22
FGM	11 2 times (vs. LAL, 4/24/21)	6 at OKC 4/25/16	9 3 times (@ HOU, 3/11/22)	4 vs. UTA 4/25/22
FGA	15 vs. SAS 3/12/19	8 at OKC 4/16/16	12 2 times (@ UTA, 2/25/22)	6 vs. UTA 4/16/22
3FGM	5 at BKN 3/4/19	3FGM --	3FGM 2 at CHI 11/10/21	3FGM --
3FGA	9 at MEM 4/12/17	3FGA 1 3 times (@ UTA, 4/21/22)	3FGA 3 2 times (@ CHI, 11/10/21)	3FGA 1 2 times (@ UTA, 4/21/22)
FTM	9 2 times (vs. MIN, 4/3/19)	FTM 5 at UTA 4/23/22	FTM 8 at HOU 3/11/22	FTM 5 at UTA 4/23/22
FTA	11 vs. SAC 3/26/19	FTA 8 at UTA 4/23/22	FTA 9 at HOU 3/11/22	FTA 8 at UTA 4/23/22
OREB	7 vs. LAC 2/12/22	OREB 5 at OKC 4/25/16	OREB 7 vs. LAC 2/12/22	OREB 4 vs. UTA 4/16/22
DREB	12 vs. IND 2/26/18	DREB 5 at UTA 4/23/22	DREB 11 at MIL 4/3/22	DREB 5 at UTA 4/23/22
TREB	14 vs. IND 2/26/18	TREB 9 at OKC 4/25/16	TREB 13 at MIL 4/3/22	TREB 7 at UTA 4/23/22
ASTS	8 at MIN 5/16/21	ASTS 3 at OKC 4/25/16	ASTS 5 vs. MEM 12/4/21	ASTS 2 vs. UTA 4/16/22
STLS	5 2 times (vs. NOP, 11/27/16)	STLS 1 6 times (@ GSW, 5/18/22)	STLS 3 vs. PHI 2/4/22	STLS 1 3 times (@ GSW, 5/18/22)
BLKS	4 2 times (@ CLE, 5/9/21)	BLKS 2 2 times (vs. PHX, 5/12/22)	BLKS 3 vs. BOS 11/6/21	BLKS 2 2 times (vs. PHX, 5/12/22)
MINS	39 vs. SAS 3/12/19	MINS 28 at OKC 4/25/16	MINS 36 vs. ATL 2/6/22	MINS 24 at UTA 4/23/22







CHRISTIAN WOOD



7TH SEASON IN THE NBA

HEIGHT
6'10"

1ST SEASON WITH THE MAVS

WEIGHT
223

BIRTHDAY
9.27.95

ACQUIRED FROM HOU (6/23/22)

PRIOR TO NBA UNLV

COUNTRY USA

DALLAS

FORWARD/CENTER

CAREER TRANSACTIONS

- » After going undrafted in the 2015 NBA Draft, signed with Philadelphia (9/14/15).
- » Waived by Philadelphia (1/4/16).
- » Signed a 10-day contract with Philadelphia (3/4/16).
- » Waived by Philadelphia (3/7/16).
- » Signed a 10-day contract with Philadelphia (3/27/16).
- » Signed for the remainder of the season with Philadelphia (4/6/16).
- » Signed as a free agent with Charlotte (7/17/16).
- » Signed as a free agent with Milwaukee (9/21/18).
- » Waived by Milwaukee (3/18/19).
- » Claimed off waivers by New Orleans (3/20/19).
- » Waived by New Orleans (7/15/19).
- » Claimed off waivers by Detroit (7/17/19).
- » Acquired by Houston from Detroit as part of a sign-and-trade deal (11/24/20).
- » Traded by Houston to Dallas for Sterling Brown, Trey Burke, Marquese Chriss, Boban Marjanović and the draft rights to Wendell Moore Jr. (6/24/22).

PROFESSIONAL CAPSULE

- » Holds career averages of 14.2 points, 7.3 rebounds, 1.3 assists and 23.6 minutes in 222 games (122 starts) with Philadelphia, Charlotte, Milwaukee, New Orleans, Detroit and Houston.
- » Shoots 51.9% (1,152-2,219 FG) from the field and 38.0% (275-724 3FG) from 3-point range.
- » Posted career-high 31 games with 20+ points in 2021-22 (including four 30+ point efforts), and has increased his total of such games every season.
- » Finished 12th in the NBA in total rebounds (686) and 11th in rebounds per game (10.1) in 2021-22, and his 33 double-doubles were tied for 15th-most in the league.
- » Finished fourth in voting for the Most Improved Player award in 2020-21 after finishing eighth in 2019-20.

SEASON HIGHLIGHTS

2021-22 (Houston)

- » Averaged 17.9 points, career-high 10.1 rebounds, 2.3 assists and 30.8 minutes in 68 games (67 starts).
- » Shot 50.1% (440-878 FG) from the field and a career-high 39.0% (131-336 3FG) from 3-point range.
- » Became the second player to post his totals of points (1,218), rebounds (686), assists (155), blocks (65) and 3FGM (131) through 68 games played in a season, joining Karl-Anthony Towns in 2018-19.
- » Became the second player to have averaged at least 17.0 points and 10.0 rebounds while shooting 50.0% or better from the floor while making at least 100 3-pointers with a 3FG% of 39.0% or better in single season, joining Towns (3 times).
- » Four games with 30+ points...31 games with 20+ points...62 games with 10+ points.
- » Career-high 39 points vs. WAS (3/21/22) with career-high 8 3s.
- » Had the fourth-most 3-pointers made (131) of any player listed 6'10" or taller.
- » Recorded 33 double-doubles, matching his total from his first five seasons combined.
- » Grabbed 14+ rebounds 14 times after doing so eight times prior in his career.
- » Career-high 7 assists vs. IND (3/18/22).
- » Missed two games with left knee tendinitis (12/15-12/16/21), one game due to a team suspension (1/3/22), four games due to illness (2/16/22; 3/7-3/11/22) and seven games with left hamstring tightness (3/28-4/10/22).

2020-21 (Houston)

- » Averaged career-high 21.0 points, 9.6 rebounds, 1.7 assists, 1.2 blocks and 32.3 minutes in 41 games (41 starts).
- » Shot 51.4% (329-640 FG) from the field.
- » One of four players to average at least 21.0 points, 9.0 rebounds and 1.0 blocks (Joel Embiid, Giannis Antetokounmpo, Towns).
- » Finished fourth in voting for the Most Improved Player award after finishing eighth in 2019-20.
- » Three games with 30+ points...25 games with 20+ points...40 games with 10+ points...recorded 19 double-doubles.
- » Missed one game with left knee soreness (1/6/21), 20 games with a right ankle sprain (1/22-1/26/21; 2/6-3/16/21), including 17 straight from 2/6-3/16/21 (0-17 record), nine games with right ankle soreness (3/27/21; 4/24/21; 5/5-5/16/21) and one game due to illness (3/29/21).

2019-20 (Detroit)

- » Averaged 13.1 points, 6.3 rebounds, 1.0 assists and 21.4 minutes in 62 games (12 starts).
- » Shot 56.7% (288-508 FG) from the field and 74.4% (180-242 FT) from the line.





- » Became second player (Enes Kanter in 2016-17) to average at least 13.0 points and 6.0 rebounds in fewer than 22.0 minutes per game in a single season in NBA history.
- » Two games with 30+ points...15 games with 20+ points...39 games with 10+ points...recorded 12 double-doubles.
- » Over the final 22 games, averaged 19.7 points, 8.1 rebounds, 1.4 assists and 1.4 3-pointers made on 40.3% shooting in 29.9 minutes, including 24.2 points and 9.8 rebounds over the last 10 games.
- » Missed two games with a left knee bone bruise (12/20-12/21/19).

2018-19 (Milwaukee and New Orleans)

- » Averaged 8.2 points, 4.0 rebounds and 12.0 minutes in 21 games (2 starts) with MIL and NOP...in 13 games for MIL, averaged 2.8 points and 1.5 rebounds in 4.8 minutes...in eight games (2 starts) for NOP, averaged 16.9 points on 53.3% shooting from the field, 7.9 rebounds, 1.3 blocks and 23.6 minutes.
- » Shot 52.1% (61-117 FG) from the field, 34.6% (9-26 3FG) from 3-point range and 73.2% (41-56 FT) from the line with MIL and NOP.
- » Three games with 20+ points...seven games with 10+ points...recorded two double-doubles.
- » Appeared in 28 G League games for Wisconsin and averaged 29.3 points, 14.1 rebounds, 2.4 assists, 2.2 blocks, 1.1 steals and 35.3 minutes...shot 55.9% from the field and 75.6% from the line...ranked second in the G League in scoring and third in rebounding...named to the All-NBA G League Third Team.

2017-18 (G League's Delaware)

- » Averaged 23.3 points, 10.4 rebounds, 2.2 assists, 1.1 steals, 1.8 blocks and 33.1 minutes in 45 games...shot 54.1% from the field, 32.1% from 3-point range and 79.6% from the line...named All-NBA G League Second Team.

2016-17 (Charlotte)

- » Averaged 2.7 points, 2.2 rebounds and 8.2 minutes in 13 games.
- » Shot 52.2% (12-23 FG) from the field and 73.3% (11-15 FT) from the line.
- » In 18 games while assigned to the Greensboro Swarm, averaged 19.6 points, 10.1 rebounds, 1.1 assists, 2.6 blocks and 30.0 minutes...shot 50.6% from the field and 72.5% from the line.

2015-16 (Philadelphia)

- » Averaged 3.6 points, 2.2 rebounds and 8.5 minutes in 17 games.
- » Shot 41.5% (22-53 FG) from the field, 36.4% (4-11 3FG) from 3-point range and 61.9% (13-21 FT) from the line.
- » In 32 games for Delaware, averaged 17.3 points, 9.4 rebounds and 1.1 blocks...shot 52.9% from the field and 70.7% from the line.

COLLEGE CAPSULE

- » Played for two seasons at UNLV with career averages of 10.4 points, 6.8 rebounds, 1.9 blocks and 23.3 minutes in 63 games.
- » **2014-15:** Averaged 15.7 points, 10.0 rebounds and 2.7 blocks in 33 games...named Second Team All-Mountain West Conference in his final season.
- » **2013-14:** Averaged 4.5 points, 3.2 rebounds and 1.0 blocks in 30 games as a freshman.

PERSONAL CAPSULE

- » Son of Jeanette Stewart.
- » Favorite food is sushi.
- » Won 54 consecutive games while playing for Findley College Prep and won the ESPN National High School Invitational championship in 2012.
- » Full name is Christian Marquise Wood.


CHRISTIAN WOOD - NBA REGULAR SEASON STATISTICS

SEASON	TEAM	GP	GS	MIN	FG	FGA	FG%	3PM	3PA	3P%	FT	FTA	FT%	OR	DR	TOT	A	ST	TO	BS	PTS	PPG
2015-16	PHI	17	0	145	22	53	.415	4	11	.364	13	21	.619	13	25	38	3	5	2	7	61	3.6
2016-17	CHA	13	0	107	12	23	.522	0	5	.000	11	15	.733	14	15	29	2	3	7	6	35	2.7
2018-19	MIL	13	0	62	12	25	.480	3	5	.600	10	15	.667	4	16	20	2	0	3	0	37	2.8
Went from MIL to NOP.																						
2018-19	NOP	8	2	189	49	92	.533	6	21	.286	31	41	.756	13	50	63	6	7	14	10	135	16.9
2018-19	TOT	21	2	249	61	117	.521	9	26	.346	41	56	.732	17	66	83	8	7	17	10	172	8.2
2019-20	DET	62	12	1,325	288	508	.567	54	140	.386	180	242	.744	104	286	390	60	34	84	54	810	13.1
2020-21	HOU	41	41	1,326	329	640	.514	77	206	.374	125	198	.631	76	319	395	71	34	80	48	860	21.0
2021-22	HOU	68	67	2,094	440	878	.501	131	336	.390	207	332	.623	110	576	686	155	54	126	65	1,218	17.9
TOTALS		222	122	5,241	1,152	2,219	.519	275	724	.380	577	864	.668	334	1,287	1,621	299	137	316	190	3,156	14.2
PER GAME		--	--	23.6	5.2	10.0	--	1.2	3.3	--	2.6	3.9	--	1.5	5.8	7.3	1.3	0.6	1.4	0.9	14.2	--

	REG CAREER HIGHS	2021-22 REG HIGHS
PTS	39 vs. WAS 3/21/22	39 vs. WAS 3/21/22
FGM	14 3 times (vs. WAS, 3/21/22)	14 vs. WAS 3/21/22
FGA	24 vs. UTA 3/7/20	19 5 times (@ DET, 12/18/21)
3FGM	8 vs. WAS 3/21/22	8 vs. WAS 3/21/22
3FGA	10 vs. MIL 4/29/21	9 3 times (vs. WAS, 3/21/22)
FTM	10 at BKN 1/29/20	9 at IND 12/23/21
FTA	14 2 times (@ MEM, 12/11/21)	14 at MEM 12/11/21
OREB	6 5 times (vs. IND, 4/14/21)	5 vs. OKC 10/22/21
DREB	18 vs. OKC 11/29/21	18 vs. OKC 11/29/21
TREB	21 vs. OKC 11/29/21	21 vs. OKC 11/29/21
ASTS	7 vs. IND 3/18/22	7 vs. IND 3/18/22
STLS	4 2 times (vs. UTA, 3/2/22)	4 2 times (vs. UTA, 3/2/22)
BLKS	6 vs. ATL 3/26/19	3 6 times (vs. IND, 3/18/22)
MINS	44 at POR 12/26/20	43 vs. UTA 3/2/22







MCKINLEY WRIGHT IV



ROOKIE SEASON IN THE NBA

HEIGHT
5'11"

ROOKIE SEASON WITH THE MAVS

WEIGHT
192

BIRTHDAY
10.25.98

ACQUIRED
SIGNED BY DALLAS (9/21/22)

PRIOR TO NBA
COLORADO

COUNTRY
USA

GUARD

CAREER TRANSACTIONS:

- » Went undrafted in the 2021 NBA Draft.
- » Signed to a Two-Way contract by Minnesota (8/5/22).
- » Signed by Dallas (8/15/22).

PROFESSIONAL CAPSULE:**2021-22 (Minnesota)**

- » Appeared in five games for MIN as a rookie, totaling 5 points and 3 assists in 19 minutes.
- » As a Two-Way player, spent the majority of the season with the team's G League affiliate, the Iowa Wolves...in 18 regular-season G League games (all starts), averaged 18.9 points (.446 FG%, .343 3FG%, .804 FT%), 4.7 rebounds, 7.3 assists and 1.4 steals in 36.8 minutes...in nine Showcase Cup games (all starts) for Iowa, averaged 19.4 points (.496 FG%, .400 3FG%, .931 FT%), 4.6 rebounds, 6.6 assists and 1.0 steals in 34.4 minutes.

COLLEGE CAPSULE:

- » Colorado's all-time leader in assists (683) and also owns school career records for double-figure scoring games (109), double-figure assists games (10) and points-assists double-doubles (10)...garnered All-Pac-12 First Team honors in each of his final three seasons for the Buffaloes (2019, 2020, 2021)...only men's basketball player in Pac-12 Conference history with 1,800 points, 600 assists and 600 rebounds and one of just seven to reach that mark in NCAA Division I (since 1985-86)...was one of just 10 at 1,600-600-600...on other Colorado career charts ranks second in starts (130) and minutes played (4,339), fifth in games played (131), sixth in points (1,857), FGM (668) and FGA (1,429), ninth in FTM (388), 10th in 3FGM (133), 3FGA (405) and steals (140) and 20th in rebounds (644).
- » **2020-21:** As a senior, led the Buffaloes at 15.2 points, 5.7 assists and 1.1 steals per game en route to earning his third straight First Team All-Pac-12 selection...was second in FTM (103) and FTA (122) and third in rebounding at 4.3 per game...on the Pac-12 charts, ranked first in assists, third in assist-to-turnover ratio (2.7), sixth in FT% (.844) and 13th in scoring...his 182 total assists led the Pac-12 and ranked fourth in the nation...was 19th in the nation in assist average and 23rd in assist-to-turnover ratio...his 182 assists marked the second-most in a single season at Colorado...four-time Pac-12 Player of the Week (Nov. 30, Dec. 28, Jan. 18, Mar. 1), most in the Pac-12 in 2020-21 and most in one season in school history.
- » **2019-20:** As a junior, led the Buffaloes at 14.4 points and 5.0 assists per game...named to All-Pac-12 First Team and Pac-12 All-Defensive Team...third straight season leading the team in assists and second time pacing the squad in scoring...second on the team in steals (36), blocks (11) and FTM (95) and third in rebounding (5.7 rpg) and 3-pointers (39)...led the Pac-12 in assists during conference games at 5.7 a contest and was third in assist-to-turnover ratio (1.9) during that span...his 103 assists during the Pac-12 season tied his own school season record originally set in 2017-18...overall on the Pac-12 charts was fourth in assists and minutes (34.9 mpg), fifth in assist-to-turnover ratio (1.7), 12th in FT% (.792), 13th in defensive rebounding (4.5 drpg) and 15th in scoring and overall rebounding...six double-doubles on the season, the most for any point guard in the Pac-12 and tied for eighth among all players.
- » **2018-19:** As a sophomore, earned All-Pac-12 First Team honors for the first time in his career after averaging 13.0 points, 4.8 assists and 1.1 steals over 35 games...also given an honorable mention nod to the Pac-12's All-Defensive Team...led the Buffaloes in assists, steals and 3FG% (.365), while ranking second in scoring, FG% (.494) and FT% (.807) and third in rebounding (4.9 rpg)...on the Pac-12 leaderboard, he was third in assists, eighth in free throws.
- » **2017-18:** Put together one of the greatest freshman seasons in program history, leading the Buffaloes at 14.2 points, 5.5 assists and 1.0 steal per game...also topped the team in FGM and FGA (166-368) while ranking third in rebounding (4.7 rpg) and fourth in blocks (14)...named to the 2017-18 Pac-12 Conference All-Freshman Team while earning honorable mention to both the main All-Pac-12 Team and All-Defensive Team...set Colorado's freshman record for assists in a season with 175, breaking Chauncey Billups' mark of 143 set in 1995-96...his 175 assists are third all-time at Colorado in a season, regardless of class status (behind his own 182 in 2020-21 and Jose Winston's 194 in 2000-01)...scored 454 points, the fourth most by a freshman in CU history...became just the seventh freshman to lead the Buffaloes in scoring since 1972...on the Pac-12 charts, was third in assists, seventh in assist-to-turnover ratio (1.9) and sixth in scoring.

PERSONAL CAPSULE:

- » Born on Oct. 25, 1998, in Minnesota...son of McKinley Wright III and Yolanda Hitchcock.
- » A 2017 graduate of Champlin Park High School...named 2017 Mr. Minnesota Basketball after averaging 23 points, 8.1 rebounds and 7.8 assists for the Rebels who finished 31-1 and second place at the Class 4A state tournament...a three-time Northwest Suburban All-Conference selection...Champlin Park's all-time leader in scoring, rebounds assists and steals...Minneapolis Star-Tribune's Metro Player of the Year as a senior and second team All-Metro as a junior...helped his team to four Northwest Suburban Conference titles with an outstanding overall record of 108-12.
- » On Twitter @kin_wright25.

MCKINLEY WRIGHT IV - NBA REGULAR SEASON STATISTICS

SEASON	TEAM	GP	GS	MIN	FG	FGA	FG%	3PM	3PA	3P%	FT	FTA	FT%	OR	DR	TOT	A	ST	TO	BS	PTS	PPG
2021-22	MIN	5	0	19	2	3	.667	1	2	.500	0	0	.000	0	0	0	3	0	1	0	5	1.0
TOTALS		5	0	18	2	3	.667	1	2	.500	0	0	.000	0	0	0	3	0	1	0	5	1.0
PER GAME		--	--	3.6	0.4	0.6	--	0.2	0.4	--	0.0	0.0	--	0.0	0.0	0.0	0.6	0.0	0.2	0.0	1.0	--





	REG CAREER HIGHS		2021-22 REG HIGHS
PTS	3 vs. HOU 10/20/21	PTS	3 vs. HOU 10/20/21
FGM	1 2 times (vs. GSW, 1/16/22)	FGM	1 2 times (vs. GSW, 1/16/22)
FGA	2 vs. GSW 1/16/22	FGA	2 vs. GSW 1/16/22
3FGM	1 vs. HOU 10/20/21	3FGM	1 vs. HOU 10/20/21
3FGA	1 2 times (vs. GSW, 1/16/22)	3FGA	1 2 times (vs. GSW, 1/16/22)
FTM	--	FTM	--
FTA	--	FTA	--
OREB	--	OREB	--
DREB	--	DREB	--
TREB	--	TREB	--
ASTS	2 vs. CHI 4/10/22	ASTS	2 vs. CHI 4/10/22
STLS	--	STLS	--
BLKS	--	BLKS	--
MINS	7 vs. CHI 4/10/22	MINS	7 vs. CHI 4/10/22





DALLAS MAVERICKS

THE NBA

NBA OFFICES
OPPONENTS
G LEAGUE





**NATIONAL BASKETBALL ASSOCIATION
NBA ENTERTAINMENT
WOMEN'S NATIONAL BASKETBALL ASSOCIATION
NBA G LEAGUE
NBA 2K LEAGUE
BASKETBALL AFRICA LEAGUE**

U.S. OFFICES

NEW YORK

Olympic Tower
645 Fifth Avenue
New York, NY 10022
Telephone: (212) 407-8000
Fax: (212) 832-3861

NEW JERSEY

100 Plaza Drive
Secaucus, NJ 07094
Telephone: (201) 865-1500
Fax: (201) 974-5973

INTERNATIONAL OFFICES

AFRICA

DAKAR

Levels 4 and 5, Serenity Building
King Fahd Palace Road
Almadies, Dakar
Senegal

JOHANNESBURG

9th Floor GreenPark Corner
3 Lower Road
Morningside 2196
Johannesburg, South Africa
Telephone: +27-100-072-668

LAGOS

6th Floor, Landmark Towers
5B Water Corporation Road
Oniru, Lagos State, Nigeria

ASIA/PACIFIC

BEIJING

19th Floor, Office Tower 2, China Central Place
No. 79 Jianguo Road, Chaoyang District
Beijing, China 100025
Telephone: +86-10-5200-8200
Fax: +86-10-5200-8202

HONG KONG

Room 3101, Lee Gardens One
33 Hysan Avenue
Causeway Bay, Hong Kong
Telephone: +852-2843-9600
Fax: +852-2536-4808

MANILA

Unit 1701, World Plaza Building
5th Avenue corner 30th Street
Bonifacio Global City
Taguig, 1634 Philippines
Telephone: +632-866-8205

MUMBAI

C-1804, ONE BKC
G Block, Bandra Kurla Complex
Bandra East, Mumbai - 400051
Telephone: +91-22-6124-6100

SHANGHAI

Unit 2703-2708, 27F, Tower 2 Plaza
66 1266 Nanjing West Road
Jing An District
Shanghai, China 200040
Telephone: +86-21-6137-2200
Fax: +86-21-6288-9920



**CANADA****TORONTO**

50 Bay Street, Suite 1402
Toronto, Ontario Canada M5J 3A5
Telephone: (416) 682-2000
Fax: (416) 364-0205

EUROPE & THE MIDDLE EAST**LONDON**

Endeavour House
189 Shaftesbury Avenue
London, United Kingdom WC2H 8JR
Telephone: +44-20-7420-8900

MADRID

47 Leganitos Street 6th Floor
28013 Madrid, Spain
Telephone: +34-912-153-573

LATIN AMERICA**RIO DE JANEIRO**

Av Borges de Medeiros, 633
Sala 301 – Leblon
Rio de Janeiro, RJ, Brazil 22430-041
Telephone: +55-21-3206-6400
Fax: +55-21-2586-6001

MEXICO CITY

Av. Prolongacion Paseo de la Reforma
No. 1236, Piso 6
Planta Baja Desarrollo Santa Fe
Cuajimalpa De Morelos, Ciudad De Mexico 05348
Telephone: +52-55-9171-7700





2022-23 NATIONAL BASKETBALL ASSOCIATION KEY DATES

2022

June 30	Teams can begin negotiating with free agents (beginning at 6 p.m. ET)
July 2-3	California Summer League (San Francisco, CA)
July 5-7	Utah Jazz Summer League (Salt Lake City, UT)
July 6	NBA Teams may begin signing free agents to contracts (12:01 p.m. ET)
July 7-17	MGM Resorts NBA Summer League (Las Vegas, NV)
September 9-10	Naismith Memorial Basketball Hall of Fame Enshrinement Weekend (Springfield, MA)
September 23	First allowable date for players participating in preseason games outside North America to report to their teams (no earlier than 11 a.m. local time)
September 24	Training Camps open for all teams participating in preseason games outside North America
September 26	First allowable date for all other veteran players to report to their teams (no earlier than 11 a.m. local time)
September 27	NBA Training Camps open
September 30	NBA Preseason games begin
September 30 & Oct. 2	NBA Japan Games, Golden State Warriors vs. Washington Wizards (Tokyo, Japan)
October 6 & 8	NBA Abu Dhabi Games, Atlanta Hawks vs. Milwaukee Bucks, (Abu Dhabi, UAE)
October 14	NBA Preseason ends
October 17	Rosters set for NBA Opening Day (5 p.m. ET)
October 18	Start of the 2022-23 NBA Regular Season
October 22	2022-23 NBA G League Draft
October 24	NBA G League Training Camps Open
November 3	Rosters set for NBA G League Opening Day (5 p.m. ET)
November 4	NBA G League Showcase Cup begins
December 17	NBA Mexico City Game, Miami Heat vs. San Antonio Spurs (Mexico City, Mexico)
December 19-22	NBA G League Winter Showcase and Showcase Cup Championship Game
December 27	NBA G League 32-game regular season begins

2023

January 5	10-day contracts may now be signed
January 10	All Standard NBA contracts are guaranteed for the remainder of the season
January 19	NBA Paris Game, Chicago Bulls vs. Detroit Pistons, (Paris, France)
January 20	All Two-Way Contracts are guaranteed for the remainder of the season
February 9	NBA Trade Deadline (3 p.m. ET)
February 17-19	NBA All-Star 2022 (Salt Lake City, UT)
February 17-22	NBA All-Star break
March 1	Playoff Eligibility Waiver Deadline
March 25	NBA G League Regular Season ends
March 28	NBA G League Playoffs begin
April 9	Regular Season ends
April 10	Rosters set for NBA Playoffs 2023 (3 p.m. ET)
April 11-14	NBA Play-In Tournament
April 15	NBA Playoffs 2023 begin
April 23	NBA Early Entry Eligibility Deadline (11:59 p.m. ET)
May 1-2	Conference Semifinals begin (possible move up to April 29/30)
May 16-17	Conference Finals begin (possible move up to May 14-15)
May 16	NBA Draft Lottery 2023 presented by State Farm
June 1	NBA Finals 2023 Game 1
June 4	NBA Finals 2023 Game 2
June 7	NBA Finals 2023 Game 3
June 9	NBA Finals 2023 Game 4
June 12	NBA Draft Early Entry Entrant Withdrawal Deadline (5 p.m. ET)
June 12	NBA Finals 2023 Game 5 (if necessary)
June 15	NBA Finals 2023 Game 6 (if necessary)
June 18	NBA Finals 2023 Game 7 (if necessary)
June 22	NBA Draft 2023 presented by State Farm





ATLANTA HAWKS



Principal Owner & Chair of the Board of Directors/NBA Governor Tony Ressler
 Chief Executive Officer Steve Koonin
 President of Basketball Operations Travis Schlenk
 General Manager Landry Fields
 Head Coach Nate McMillan
 Assistant Coaches Joe Prunty, Michael Longabardi, Janelle McMillan, Matt Hill, Nick Van Exel
 Director of Athletic Performance and Sports Medicine Marty Lauzon
 Head Athletic Trainer Scottie Parker
 Head Strength & Conditioning Coach Michael Ir
 Team Colors Torch Red, Infinity Black, Legacy Yellow, Granite Gray
 Home Court State Farm Arena – 16,951 (1999)
 TV Bob Rathbun, Dominique Wilkins, Lauren Jbara (Bally Sports Southeast)
 Radio Steve Holman, Mike Conti (92.9 The Game)

ATLANTA PR STAFF

Executive Vice President and Chief Communications Officer
 Garin Narain (garin.narain@hawks.com)

Vice President, Basketball Communications
 Jon Steinberg (jon.steinberg@hawks.com)

Manager, Basketball Communications
 Billy Hartman (billy.hartman@hawks.com)

2021-22 SEASON SERIES RESULTS

Oct.21 @ Atlanta Atlanta, 113-87
 Feb.6 vs. Dallas Dallas, 103-94

2022-23 REGULAR SEASON VS. HAWKS

DATE	SITE	TIME/RESULT
Jan.18	Dallas	6:30 pm
Apr.2	Atlanta	5:00 pm

2021-22 REGULAR SEASON VS. HAWKS

DATE	SITE	RESULT
Oct.21	Atlanta	L, 87-113
Feb.6	Dallas	W, 103-94

SERIES HISTORY VS. HAWKS

	ALL-TIME	STREAKS	LAST WIN	LAST LOSS
Overall	37-45	Won 1	Feb.6	Oct.21
Home	22-19	Won 4	Feb.6	Oct.18
Road	15-26	Lost 1	Feb.3	Oct.21

2021-22 DALLAS STATISTICS VS. ATLANTA

PLAYER	GP-GS	MIN	FG-ATT	FG%	3FG-ATT	3FG%	FT-FTA	FT%	OFF	DEF	TOT/AVG	AST	PF-D	STL	TO	BLK	PTS	AVG
J. Brunson	2-1	56.1	16-27	.593	7-10	.700	0-0	.000	0	8	8/4.0	8	7-5	1	4	0	39	19.5
L. Dončić	2-2	63.1	12-34	.353	3-10	.300	9-10	.900	3	18	21/10.5	18	6-12	2	6	0	36	18.0
R. Bullock	2-1	53.3	9-18	.500	7-13	.538	0-0	.000	1	9	10/5.0	2	3-2	2	2	0	25	12.5
D. Finney-Smith	2-2	70.7	5-24	.208	4-16	.250	2-2	1.000	5	7	12/6.0	4	6-1	3	2	1	16	8.0
D. Powell	2-2	56.6	6-13	.462	0-2	.000	4-6	.667	5	6	11/5.5	4	4-6	1	2	2	16	8.0
T. Hardaway Jr.	1-1	27.9	4-9	.444	2-6	.333	4-4	1.000	0	2	2/2.0	0	3-2	1	1	0	14	14.0
T. Burke	2-0	24.6	5-10	.500	2-2	1.000	0-0	.000	1	2	3/1.5	3	5-1	0	2	0	12	6.0
J. Green	2-0	27.5	4-12	.333	1-3	.333	2-2	1.000	2	4	6/3.0	1	1-2	3	2	1	11	5.5
K. Porzingis	1-1	28.8	4-13	.308	1-4	.250	2-2	1.000	2	3	5/5.0	0	3-2	1	4	2	11	11.0
S. Brown	1-0	10.7	1-5	.200	1-5	.200	0-0	.000	0	5	5/5.0	0	2-0	0	1	0	3	3.0
M. Kleber	1-0	17.0	1-4	.250	1-4	.250	0-0	.000	1	2	3/3.0	0	2-0	1	1	0	3	3.0
W. Cauley-Stein	1-0	12.6	1-4	.250	0-0	.000	0-0	.000	1	5	6/6.0	0	0-0	0	0	0	2	2.0
M. Chriss	1-0	11.6	1-2	.500	0-0	.000	0-0	.000	1	4	5/5.0	0	2-0	0	1	0	2	2.0
F. Ntilikina	2-0	19.4	0-6	.000	0-4	.000	0-0	.000	0	1	1/0.5	1	2-1	0	1	2	0	0.0
TEAM	22-10	480.0	69-181	.381	29-79	.367	23-26	.885	22	76	98/49.0	41	46-34	15	29	8	190	95.0

2021-22 ATLANTA STATISTICS VS. DALLAS

PLAYER	GP-GS	MIN	FG-ATT	FG%	3FG-ATT	3FG%	FT-FTA	FT%	OFF	DEF	TOT/AVG	AST	PF-D	STL	TO	BLK	PTS	AVG
J. Collins	2-2	64.9	17-31	.548	2-5	.400	2-2	1.000	5	22	27/13.5	4	5-7	3	0	2	38	19.0
T. Young	2-2	69.8	12-35	.343	2-11	.182	10-10	1.000	0	4	4/2.0	25	2-15	0	9	0	36	18.0
D. Hunter	2-2	61.6	9-22	.409	1-5	.200	6-7	.857	1	8	9/4.5	3	7-6	0	2	2	25	12.5
C. Capela	2-2	40.8	10-14	.714	0-0	.000	0-1	.000	6	16	22/11.0	0	4-2	0	3	3	20	10.0
C. Reddish	1-0	21.3	7-15	.467	3-4	.750	3-3	1.000	1	2	3/3.0	1	0-3	1	3	0	20	20.0
K. Huerter	2-1	55.4	7-21	.333	3-11	.273	0-0	.000	2	5	7/3.5	4	1-1	1	4	1	17	8.5
B. Bogdanovic	2-1	49.6	6-18	.333	4-8	.500	0-0	.000	2	7	9/4.5	5	5-2	3	3	0	16	8.0
D. Gallinari	1-0	24.7	4-8	.500	1-3	.333	2-2	1.000	1	4	5/5.0	0	2-2	0	0	1	11	11.0
G. Dieng	1-0	14.5	4-5	.800	1-2	.500	0-0	.000	0	6	6/6.0	2	2-0	1	0	2	9	9.0
Jalen J.	1-0	3.5	2-4	.500	2-3	.667	0-0	.000	0	2	2/2.0	0	0-0	0	0	0	6	6.0
O. Okongwu	1-0	16.3	2-3	.667	0-0	.000	0-0	.000	1	1	2/2.0	1	2-2	3	1	2	4	4.0
S. Mays	1-0	3.5	1-1	1.000	1-1	1.000	0-0	.000	0	1	1/1.0	0	1-1	0	0	0	3	3.0
D. Wright	2-0	32.1	1-7	.143	0-4	.000	0-0	.000	2	3	5/2.5	4	2-5	1	0	0	2	1.0
Sharife C.	1-0	3.5	0-3	.000	0-2	.000	0-0	.000	0	0	0/0.0	1	0-0	0	0	0	0	0.0
S. Hill	1-0	15.1	0-1	.000	0-0	.000	0-0	.000	0	2	2/2.0	1	1-0	2	0	0	0	0.0
T. Luwawu-Cabarrot	1-0	3.5	0-1	.000	0-1	.000	0-0	.000	0	1	1/1.0	1	0-0	0	0	0	0	0.0
TEAM	23-10	480.0	82-189	.434	20-60	.333	23-25	.920	21	84	105/52.5	52	34-46	15	25	13	207	103.5





2022-23 VS MAVERICKS

Jan. 18 at Dallas
Apr. 2 at Atlanta

2021-22 SEASON

43-39 (.524)
in Southeast

PLAYOFFS

Lost to Miami, 4-1

2021-22 REGULAR SEASON INDIVIDUAL BESTS				2021-22 REGULAR SEASON HAWKS BESTS				2021-22 REGULAR SEASON TEAM				
Points	22	Reggie Bullock vs. ATL 2/6/22, Jalen Brunson vs. ATL 2/6/22		Points	22	John Collins vs. ATL 2/6/22		Biggest Win	9	vs. ATL 2/6/22		
Rebounds	11	Luka Dončić @ ATL 10/21/21		Rebounds	18	John Collins vs. ATL 2/6/22		Biggest Loss	26	@ ATL 10/21/21		
Assists	11	Luka Dončić vs. ATL 2/6/22		Assists	14	Trae Young @ ATL 10/21/21						

DATE	SITE	W/L	SCORE	DATE	SITE	W/L	SCORE	DATE	SITE	W/L	SCORE	DATE	SITE	W/L	SCORE	DATE	SITE	W/L	SCORE
12/06/1980	ATL	L	104-110	02/27/1989	ATL	L	83-105	12/02/1997	DAL	L	79-112	02/26/2007	DAL	W	110-87	12/09/2015	DAL	L	95-98
02/06/1981	DAL	L	98-100	12/27/1989	DAL	W	114-101	01/14/1998	ATL	L	82-108	03/25/2007	ATL	W	104-97	02/01/2016	ATL	L	97-112
01/26/1982	ATL	W	90-88	03/19/1990	ATL	W	117-110	02/23/1999	DAL	W	89-85	11/02/2007	ATL	L	94-101	11/02/2017	DAL	L	82-97
03/27/1982	DAL	L	85-96	02/23/1991	ATL	L	107-122	01/03/2000	DAL	W	95-85	12/29/2007	DAL	W	97-84	03/01/2017	ATL	L	95-100
01/07/1983	ATL	L	102-110	03/15/1991	DAL	L	117-127	03/19/2000	ATL	W	89-85	12/06/2008	DAL	W	100-98	10/18/2017	DAL	L	111-117
02/19/1983	DAL	W	122-100	12/03/1991	DAL	L	99-103	02/05/2001	ATL	W	91-81	03/19/2009	ATL	L	87-95	12/23/2017	ATL	L	107-112
12/27/1983	ATL	L	109-112	01/09/1992	ATL	L	108-124	04/05/2001	DAL	W	108-94	12/05/2009	DAL	L	75-80	10/24/2018	ATL	L	104-111
03/21/1984	DAL	W	102-101	11/14/1992	DAL	W	113-105	12/29/2001	DAL	W	113-97	02/26/2010	ATL	W	111-103*	12/12/2018	DAL	W	114-107
11/08/1984	DAL	W	112-105*	03/23/1993	ATL	L	107-125	01/15/2002	ATL	W	116-107	11/20/2010	ATL	W	98-93	02/01/2020	DAL	W	123-100
02/05/1985	ATL	W	112-103	01/14/1994	ATL	L	96-113	01/08/2003	ATL	W	117-99	01/29/2011	DAL	W	102-91	02/22/2020	ATL	L	107-111
12/19/1985	ATL	W	120-108	01/31/1994	DAL	L	85-90	02/18/2003	DAL	W	105-79	04/26/2012	ATL	L	89-106	02/03/2021	ATL	W	122-116
03/21/1986	DAL	L	103-107	02/17/1995	DAL	L	90-110	02/09/2004	ATL	L	96-102	02/11/2013	DAL	L	101-105	02/10/2021	DAL	W	118-117
03/13/1987	DAL	L	105-113	02/23/1995	ATL	L	92-110	03/17/2004	DAL	L	110-111	03/18/2013	ATL	W	127-113	10/21/2021	ATL	L	87-113
03/26/1987	ATL	L	112-120	11/11/1995	DAL	L	100-113	12/18/2004	DAL	W	90-68	10/30/2013	DAL	W	118-109	02/06/2022	DAL	W	103-94
01/16/1988	DAL	L	98-101	12/01/1995	ATL	W	106-98	12/22/2004	ATL	L	100-113	11/29/2013	ATL	L	87-88	--	--	--	--
03/29/1988	ATL	L	106-120	12/17/1996	DAL	L	73-109	11/17/2005	DAL	W	87-78	12/22/2014	DAL	L	102-105	--	--	--	--
11/25/1988	DAL	W	100-95	03/21/1997	ATL	L	72-93	03/25/2006	ATL	W	98-83	02/25/2015	ATL	L	87-104	--	--	--	--

* overtime

SERIES INFORMATION & NOTES

Overall Series 37-45

Home games vs. Hawks 22-19

Road games at Hawks 15-26

Current series streak Dallas won last game

in Dallas Dallas won last four

in Atlanta Atlanta won last game

DALLAS

Last home win 103-94 (2/6/22)

Last road win 122-116 (2/3/21)

Largest margin of victory 26 (105-79, 2/18/03)

High point total 127 (3/18/13)

Low point total 72 (3/21/97)

ATLANTA

Last home win 113-87 (10/21/21)

Last road win 117-111 (10/18/17)

Largest margin of victory 36 (109-73, 12/17/96)

High point total 127 (3/15/91)

Low point total 68 (12/18/04)

Series scoring record vs. Atlanta

Dirk Nowitzki (40 on 1/15/02)

Series scoring record vs. Dallas

Jason Terry (46 on 1/15/02)

The Mavericks have taken five of the last seven meetings (after the Hawks won the previous 10)...Rick Carlisle recorded his 500th win with the Mavericks in a 123-100 victory over Atlanta (2/1/20), becoming the 13th coach in NBA history to win at least 500 games with a single franchise...after being traded for one another on draft night, Dallas' Luka Dončić and Atlanta's Trae Young finished first and second, respectively, in voting for the 2018-19 NBA Rookie the Year Award...Dennis Smith Jr. tallied 16 points and 10 assists in Dallas' 2017-18 season opener against Atlanta (10/18/17), becoming the youngest player in NBA history (19 years, 327 days) to record a point-assist double-double in his NBA debut...Don Nelson earned his 1,000th victory on 12/29/01, joining former Hawks coach Lenny Wilkens and Pat Riley as the only coaches in the 1,000-win club...on 1/15/02, Jason Terry tallied a career-high 46 points for the Hawks in a 116-107 loss to the Mavericks.





BOSTON CELTICS



Managing Partner, Governor & Chief Executive Officer Wyc Grousbeck
 President Rich Gotham
 President of Basketball Operations Brad Stevens
 Head Coach Ime Udoka
 Assistant Coaches Will Hardy, Joe Mazzulla, Damon Stoudamire, Tony Dobbins, Aaron Miles, Ben Sullivan
 Director of Performance Art Home
 Address 226 Causeway Street Fourth Floor Boston, MA 02114
 Phone 617-854-8000
 Television NBC Sports Boston. Broadcasters: Mike Gorman, Brian Scalabrine, Abby Chin
 Radio 98.5 The Sports Hub Broadcasters: Sean Grande, Cedric Maxwell
 Arena TD Garden (19,156)
 Colors Green, Gold, Black, Brown, Beige and White

BOSTON PR STAFF

Sr. Vice President of Communications
 Christian Megliola (cmegliola@celtics.com)

Vice President of Media Services/Alumni Relations
 Jeff Twiss (jtwiss@celtics.com)

Vice President, Communications
 Taylor Kiepinski-Rogers (taylor@celtics.com)

Director, Basketball Communications
 Brian Olive (bolive@celtics.com)

2021-22 SEASON SERIES RESULTS

Nov.6 vs. Dallas Dallas, 107-104
 Mar.13 @ Boston Dallas, 95-92

2022-23 REGULAR SEASON VS. CELTICS

DATE	SITE	TIME/RESULT
Nov.23	Boston	6:30 pm
Jan.5	Dallas	6:30 pm

2021-22 REGULAR SEASON VS. CELTICS

DATE	SITE	RESULT
Nov.6	Dallas	W, 107-104
Mar.13	Boston	W, 95-92

SERIES HISTORY VS. CELTICS

	ALL-TIME	STREAKS	LAST WIN	LAST LOSS
Overall	40-42	Won 4	Mar.13	Dec.18
Home	24-17	Won 2	Nov.6	Dec.18
Road	16-25	Won 2	Mar.13	Nov.11

2021-22 DALLAS STATISTICS VS. BOSTON

PLAYER	GP-GS	MIN	FG-ATT	FG%	3FG-ATT	3FG%	FT-FTA	FT%	OFF	DEF	TOT/AVG	AST	PF-D	STL	TO	BLK	PTS	AVG
L. Dončić	2-2	73.7	20-37	.541	9-20	.450	10-10	1.000	1	16	17/8.5	13	4-7	3	11	1	59	29.5
D. Finney-Smith	2-2	68.4	10-17	.588	7-12	.583	1-2	.500	2	6	8/4.0	5	3-1	2	3	2	28	14.0
J. Brunson	2-1	71.6	12-24	.500	3-10	.300	0-0	.000	1	8	9/4.5	7	7-1	1	5	0	27	13.5
K. Porzingis	1-1	27.9	7-13	.538	0-3	.000	7-8	.875	4	3	7/7.0	2	2-5	2	1	1	21	21.0
S. Dinwiddie	1-1	37.2	5-14	.357	3-6	.500	5-9	.556	0	5	5/5.0	4	1-5	1	2	0	18	18.0
R. Bullock	1-0	26.1	5-11	.455	3-8	.375	0-0	.000	0	3	3/3.0	1	1-0	1	2	0	13	13.0
J. Green	1-0	16.6	4-7	.571	1-3	.333	0-0	.000	1	0	1/1.0	0	5-1	0	2	0	9	9.0
D. Powell	2-2	45.1	3-5	.600	0-1	.000	2-2	1.000	1	8	9/4.5	2	5-4	1	3	4	8	4.0
T. Hardaway Jr.	1-1	34.8	3-8	.375	0-4	.000	1-2	.500	0	2	2/2.0	3	1-1	0	1	0	7	7.0
F. Ntilikina	1-0	12.9	2-3	.667	1-2	.500	0-0	.000	0	2	2/2.0	1	2-1	0	1	0	5	5.0
D. Bertāns	1-0	6.0	1-3	.333	1-3	.333	0-0	.000	0	3	3/3.0	0	0-0	1	0	0	3	3.0
S. Brown	2-0	11.3	1-4	.250	0-2	.000	0-0	.000	0	3	3/1.5	0	0-0	1	0	0	2	1.0
T. Burke	1-0	11.0	1-4	.250	0-1	.000	0-0	.000	0	0	0/0.0	1	0-0	0	0	0	2	2.0
W. Cauley-Stein	1-0	8.5	0-0	.000	0-0	.000	0-0	.000	0	0	0/0.0	0	0-0	1	0	0	0	0.0
M. Kleber	1-0	28.8	0-2	.000	0-1	.000	0-0	.000	1	12	13/13.0	0	3-0	0	1	3	0	0.0
TEAM	20-10	480.0	74-152	.487	28-76	.368	26-33	.788	11	71	82/41.0	39	34-26	14	32	11	202	101.0

2021-22 BOSTON STATISTICS VS. DALLAS

PLAYER	GP-GS	MIN	FG-ATT	FG%	3FG-ATT	3FG%	FT-FTA	FT%	OFF	DEF	TOT/AVG	AST	PF-D	STL	TO	BLK	PTS	AVG
J. Tatum	2-2	79.7	19-42	.452	9-18	.500	6-7	.857	5	17	22/11.0	6	4-6	2	6	1	53	26.5
A. Horford	2-2	59.4	11-21	.524	1-7	.143	8-8	1.000	2	8	10/5.0	5	3-6	5	0	2	31	15.5
R. Williams	2-2	67.9	11-12	.917	0-0	.000	4-7	.571	8	7	15/7.5	1	5-4	1	1	0	26	13.0
M. Smart	2-2	70.8	6-17	.353	2-7	.286	8-10	.800	0	9	9/4.5	10	2-8	2	5	1	22	11.0
D. Schroder	1-1	38.8	9-22	.409	1-6	.167	1-1	1.000	1	3	4/4.0	6	1-3	0	1	0	20	20.0
J. Brown	1-1	35.1	6-16	.375	2-7	.286	0-0	.000	1	4	5/5.0	4	2-1	1	3	0	14	14.0
J. Richardson	1-0	30.6	6-12	.500	1-3	.333	0-0	.000	0	2	2/2.0	3	0-2	0	0	1	13	13.0
P. Pritchard	2-0	27.9	4-10	.400	2-7	.286	0-0	.000	0	1	1/0.5	0	3-0	0	1	0	10	5.0
D. White	1-0	22.3	2-10	.200	0-4	.000	1-2	.500	0	4	4/4.0	1	3-3	0	1	0	5	5.0
G. Williams	2-0	26.8	1-7	.143	0-5	.000	0-0	.000	2	4	6/3.0	0	1-0	1	2	0	2	1.0
A. Nesmith	1-0	20.8	0-5	.000	0-4	.000	0-0	.000	0	3	3/3.0	0	2-1	2	2	0	0	0.0
TEAM	17-10	480.0	75-174	.431	18-68	.265	28-35	.800	19	62	81/40.5	36	26-34	14	22	5	196	98.0





2022-23 VS MAVERICKS

Nov. 23 at Boston
Jan. 5 at Dallas

2021-22 SEASON

51-31 (.622)
in Atlantic

PLAYOFFS

Defeated Brooklyn, 4-0
Defeated Milwaukee, 4-3
Defeated Miami, 4-3
Lost to Golden State, 4-2

2021-22 REGULAR SEASON INDIVIDUAL BESTS			2021-22 REGULAR SEASON CELTICS BESTS			2021-22 REGULAR SEASON TEAM		
Points	33	Luka Dončić vs. BOS 11/6/21	Points	32	Jayson Tatum vs. BOS 11/6/21	Biggest Win	3	vs. BOS 11/6/21, @ BOS 3/13/22
Rebounds	13	Maxi Kleber @ BOS 3/13/22	Rebounds	11	Jayson Tatum @ BOS 3/13/22, Jayson Tatum vs. BOS 11/6/21			** No Biggest Loss **
Assists	8	Luka Dončić @ BOS 3/13/22	Assists	6	Marcus Smart vs. BOS 11/6/21, Dennis Schroder vs. BOS 11/6/21			

DATE	SITE	W/L	SCORE	DATE	SITE	W/L	SCORE	DATE	SITE	W/L	SCORE	DATE	SITE	W/L	SCORE	DATE	SITE	W/L	SCORE
12/5/80	BOS	L	87-97	3/3/89	BOS	L	106-107	2/4/99	BOS	L	99-110	3/23/07	BOS	W	109-95	11/18/15	BOS	W	106-102
3/3/81	DAL	L	105-117	2/28/90	BOS	L	96-111	3/17/98	DAL	W	99-93	1/31/08	BOS	L	90-96	1/18/16	DAL	W	118-113*
12/16/81	BOS	L	92-109	3/14/90	DAL	W	113-102	2/28/00	BOS	W	108-100	3/20/08	DAL	L	90-94	11/16/16	BOS	L	83-90
3/2/82	DAL	L	97-101	12/7/90	DAL	L	104-112	3/18/00	DAL	L	99-104	1/25/09	BOS	L	100-124	2/13/17	DAL	L	98-111
11/12/82	BOS	L	110-118	1/6/91	BOS	L	110-127	12/18/00	BOS	W	106-98	2/12/09	DAL	L	92-99	11/20/17	DAL	L	102-110*
1/8/83	DAL	L	110-114	2/12/92	DAL	W	108-100	2/22/01	DAL	W	98-91	1/18/10	BOS	W	99-90	12/6/17	BOS	L	90-97
12/30/83	DAL	L	109-114*	3/1/92	BOS	L	91-101	2/21/02	DAL	W	98-92	3/20/10	DAL	L	93-102	11/24/18	DAL	W	113-104
3/28/84	BOS	L	107-114	2/12/93	DAL	L	100-109	3/29/02	BOS	W	108-82	11/8/10	DAL	W	89-87	1/4/19	BOS	L	93-114
11/27/84	DAL	L	99-114	3/26/93	BOS	L	97-106	11/15/02	BOS	W	97-86	2/4/11	BOS	W	101-97	11/11/19	BOS	L	106-116
3/8/85	BOS	L	122-133	1/19/94	DAL	L	84-89	1/10/03	DAL	W	103-78	1/11/12	BOS	W	90-85	12/18/19	DAL	L	103-109
12/18/85	BOS	L	117-137	1/24/94	BOS	L	102-110	12/17/03	BOS	L	103-105	2/20/12	DAL	W	89-73	2/23/21	DAL	W	110-107
3/10/86	DAL	W	116-115	12/15/94	DAL	W	122-113	3/19/04	DAL	W	120-104	12/12/12	BOS	L	115-117**	3/31/21	BOS	W	113-108
1/14/87	BOS	L	108-117	4/2/95	BOS	L	87-94	12/28/04	DAL	W	113-94	3/22/13	DAL	W	104-94	11/6/21	DAL	W	107-104
2/18/87	DAL	L	96-113	1/7/96	BOS	W	117-96	3/30/05	BOS	W	112-100	2/9/14	DAL	W	102-91	3/13/22	BOS	W	95-92
2/12/88	DAL	L	104-105	11/19/96	DAL	W	129-124	12/10/05	DAL	W	103-94	3/17/14	DAL	W	94-89	--	--	--	--
4/3/88	BOS	L	101-110	11/24/96	BOS	L	91-105	1/9/06	BOS	W	104-102	11/3/14	DAL	W	118-113	--	--	--	--
12/29/88	DAL	W	131-115	3/13/97	DAL	W	109-107	3/16/07	DAL	W	106-101	1/2/15	BOS	W	119-101	--	--	--	--

*overtime

SERIES INFORMATION & NOTES

Overall series 40-42

Home games vs. Celtics 24-17

Road games at Celtics 16-25

Current series streak Dallas won last four

in Dallas Dallas won last two

in Boston Dallas won last two

DALLAS

Last home win 107-104 (11/6/21)

Last road win 95-92 (3/13/22)

Largest margin of victory 26 (108-82, 3/29/02)

High point total 131 (12/29/88)

Low point total 83 (11/16/16)

BOSTON

Last home 116-106 (11/11/19)

Last road win 109-103 (12/18/19)

Largest margin of victory 24 (124-100, 1/25/09)

High point total 137 (12/18/85)

Low point total 73 (2/20/12)

Series scoring record vs. Boston

Jim Jackson (40 on 12/15/94)

Series scoring record vs. Dallas

Larry Bird (50 on 3/10/86)

The Mavericks have taken the last four meetings against the reigning Eastern Conference champions, after the Celtics won seven of the previous eight...Luka Dončić hit a game-winning 3-pointer in consecutive matchups with the Celtics at American Airlines Center (2/23/21 and 11/6/21), becoming the only Maverick to hit multiple game-winning baskets against the same opponent over the last 20 seasons...Spencer Dinwiddie also delivered a game-winning triple with 9 seconds left in the most recent meeting at Boston (3/13/22)...Dirk Nowitzki passed former Celtic Robert Parish (23,334) for 20th place on the NBA's all-time scoring list against Boston (2/20/12)...Nowitzki also recorded his 1,000th career block on 2/20/12, becoming the third player in NBA history with at least 1,000 3-pointers and 1,000 blocks (Clifford Robinson, Rasheed Wallace)...Jason Kidd passed Michael Jordan (2,514) for second place on the NBA's all-time steals list vs. Boston (2/20/12) with his first steal of the game at the 5:59 mark of the second quarter as the Mavericks held the Celtics to an all-time series-low 73 points...Jason Terry scored his 15,000th career point at Boston (2/4/11)...on 2/21/02, Nowitzki notched his first career 20-point, 20-rebound game with a career-high 23 rebounds to go with 33 points...before a Dallas win on 1/7/96, the Celtics had claimed 15 straight victories over the Mavericks in Boston...Boston won the first 11 games of the series until the Mavericks broke the streak on 3/10/86...with 50 points, Larry Bird owns the record for most points in a game at Reunion Arena (3/10/86).





BROOKLYN NETS



Governor Joe Tsai
 Alternate Governor & General Manager Sean Marks
 Head Coach Steve Nash
 Assistant Coach .. Jacque Vaughn, Igor Kokoškov, Brian Keefe, Adam Caporn, Ryan Forehan-Kelly, Tiago Splitter, Trevor Hendry, Royal Ivey
 Director of Sports Medicine Les Gelis
 Director of Sport Science Dan Meehan
 Head Athletic Trainer/Physical Therapist Jonathan Filipe
 Head Strength and Conditioning Coach Daniel Jones
 TV YES Network. Broadcasters: Ian Eagle, Ryan Ruocco, Sarah Kustok, Richard Jefferson, Meghan Triplett
 Radio WFAN (660 AM/101.9 FM). Broadcasters: Chris Carrino, Tim Capstraw
 Address HSS Training Center (168 39th St., 8th Floor) Brooklyn, NY 11232
 Arena Barclays Center (17,732)

BROOKLYN PR STAFF

Senior Director, Public Relations
 Aaron Harris (aharris@brooklynnets.com)

Associate Director, Public Relations
 Eli Pearlstein (epearlstein@brooklynnets.com)

Manager, Public Relations
 Megan Walsh (mwalsh@brooklynnets.com)

Coordinator, Public Relations
 Daniel Loftus (dloftus@brooklynnets.com)

2021-22 SEASON SERIES RESULTS

Dec.7 vs. Dallas Brooklyn, 102-99
 Mar.16 @ Brooklyn Dallas, 113-111

2022-23 REGULAR SEASON VS. NETS

DATE	SITE	TIME/RESULT
Oct.27	Brooklyn	6:30 pm
Nov.7	Dallas	8:45 pm

2021-22 REGULAR SEASON VS. NETS

DATE	SITE	RESULT
Dec.7	Dallas	L, 99-102
Mar.16	Brooklyn	W, 113-111

SERIES HISTORY VS. NETS

	ALL-TIME	STREAKS	LAST WIN	LAST LOSS
Overall	48-35	Won 1	Mar.16	Dec.7
Home	26-16	Lost 1	May.6	Dec.7
Road	22-19	Won 2	Mar.16	Mar.4

2021-22 DALLAS STATISTICS VS. BROOKLYN

PLAYER	GP-GS	MIN	FG-ATT	FG%	3FG-ATT	3FG%	FT-FTA	FT%	OFF	DEF	TOT/AVG	AST	PF-D	STL	TO	BLK	PTS	AVG
L. Dončić	2-2	75.3	23-47	.489	8-23	.348	11-12	.917	1	14	15/7.5	18	7-13	2	5	1	65	32.5
J. Brunson	2-1	58.4	12-23	.522	2-6	.333	2-2	1.000	1	5	6/3.0	6	1-4	0	2	0	28	14.0
D. Finney-Smith	2-2	71.4	8-16	.500	5-12	.417	3-4	.750	4	8	12/6.0	2	7-2	3	3	0	24	12.0
S. Dinwiddie	1-1	33.3	6-14	.429	2-6	.333	8-8	1.000	1	3	4/4.0	3	3-5	3	1	0	22	22.0
D. Powell	2-2	52.6	8-10	.800	0-0	.000	6-6	1.000	6	6	12/6.0	2	1-6	0	0	1	22	11.0
K. Porzingis	1-1	31.3	6-17	.353	1-5	.200	4-4	1.000	2	10	12/12.0	5	2-5	1	2	1	17	17.0
T. Hardaway Jr.	1-0	27.6	5-14	.357	0-7	.000	1-1	1.000	1	2	3/3.0	1	1-1	1	0	0	11	11.0
J. Green	2-0	24.8	3-7	.429	2-4	.500	0-0	.000	0	1	1/0.5	1	2-0	1	0	0	8	4.0
R. Bullock	1-1	28.3	3-10	.300	0-6	.000	0-0	.000	1	1	2/2.0	0	0-0	0	0	1	6	6.0
M. Kleber	2-0	43.8	1-8	.125	0-6	.000	2-4	.500	2	4	6/3.0	3	6-4	0	1	0	4	2.0
D. Bertāns	1-0	9.3	1-1	1.000	1-1	1.000	0-0	.000	0	0	0/0.0	0	1-1	0	0	0	3	3.0
S. Brown	1-0	9.1	1-3	.333	0-1	.000	0-0	.000	0	0	0/0.0	0	1-0	0	0	0	2	2.0
F. Ntilikina	2-0	14.9	0-3	.000	0-3	.000	0-0	.000	0	3	3/1.5	1	0-2	0	0	0	0	0.0
TEAM	20-10	480.0	77-173	.445	21-80	.263	37-41	.902	19	57	76/38.0	42	32-43	11	14	4	212	106.0

2021-22 BROOKLYN STATISTICS VS. DALLAS

PLAYER	GP-GS	MIN	FG-ATT	FG%	3FG-ATT	3FG%	FT-FTA	FT%	OFF	DEF	TOT/AVG	AST	PF-D	STL	TO	BLK	PTS	AVG
K. Durant	2-2	80.1	18-42	.429	3-9	.333	8-8	1.000	4	9	13/6.5	13	4-11	1	7	1	47	23.5
J. Harden	1-1	41.6	7-13	.538	3-6	.500	6-7	.857	0	9	9/9.0	12	2-6	0	5	1	23	23.0
G. Dragic	1-1	35.9	9-16	.563	1-4	.250	2-2	1.000	0	3	3/3.0	4	3-3	0	2	0	21	21.0
B. Brown	2-1	53.3	8-18	.444	1-2	.500	2-3	.667	5	7	12/6.0	7	6-2	0	1	0	19	9.5
N. Claxton	2-0	47.0	9-12	.750	0-0	.000	1-3	.333	6	8	14/7.0	3	6-2	0	1	0	19	9.5
P. Mills	2-2	69.8	7-22	.318	5-17	.294	0-0	.000	0	5	5/2.5	4	0-2	2	0	0	19	9.5
L. Aldridge	1-1	23.2	7-12	.583	0-1	.000	1-1	1.000	1	4	5/5.0	1	3-1	0	1	0	15	15.0
A. Drummond	1-1	21.7	7-8	.875	0-0	.000	0-1	.000	8	9	17/17.0	1	4-2	0	2	1	14	14.0
J. Johnson	2-0	41.0	6-11	.545	2-4	.500	0-1	.000	0	7	7/3.5	6	10-2	1	1	2	14	7.0
K. Edwards	1-0	20.3	4-7	.571	2-4	.500	2-2	1.000	1	0	1/1.0	2	0-1	0	1	0	12	12.0
C. Thomas	2-0	22.8	3-9	.333	0-4	.000	0-0	.000	1	4	5/2.5	0	1-0	0	0	0	6	3.0
D. Bemby	1-1	14.1	2-3	.667	0-1	.000	0-0	.000	0	1	1/1.0	0	4-0	1	0	1	4	4.0
J. Carter	1-0	5.5	0-0	.000	0-0	.000	0-0	.000	0	0	0/0.0	1	0-0	0	1	0	0	0.0
P. Millsap	1-0	3.8	0-1	.000	0-0	.000	0-0	.000	1	2	3/3.0	2	0-0	0	1	0	0	0.0
TEAM	20-10	480.0	87-174	.500	17-52	.327	22-28	.786	27	68	95/47.5	56	43-32	5	23	6	213	106.5





2022-23 VS MAVERICKS

Oct. 27 at Brooklyn
Nov. 7 at Dallas

2021-22 SEASON

44-38 (.537)
in Atlantic

PLAYOFFS

Defeated Cleveland, 1-0
Lost to Boston, 4-0

2021-22 REGULAR SEASON INDIVIDUAL BESTS				2021-22 REGULAR SEASON NETS BESTS				2021-22 REGULAR SEASON TEAM			
Points	37	Luka Dončić @ BKN	3/16/22	Points	24	Kevin Durant vs. BKN	12/7/21	Biggest Win	2	@ BKN	3/16/22
Rebounds	12	Kristaps Porzingis vs. BKN	12/7/21	Rebounds	17	Andre Drummond @ BKN	3/16/22	Biggest Loss	3	vs. BKN	12/7/21
Assists	9	Luka Dončić @ BKN	3/16/22, Luka Dončić vs. BKN	12/7/21	Assists	12	James Harden vs. BKN	12/7/21			

DATE	SITE	W/L	SCORE	DATE	SITE	W/L	SCORE	DATE	SITE	W/L	SCORE	DATE	SITE	W/L	SCORE	DATE	SITE	W/L	SCORE
1/27/81	DAL	L	100-112	3/6/89	DAL	W	105-99	1/25/97	DAL	W	92-81	1/14/06	DAL	W	110-77	1/5/15	BKN	W	96-88*
2/22/81	NJN	W	132-109	12/20/89	NJN	W	84-78	2/10/98	NJN	L	81-90	3/19/06	NJN	L	89-100	2/28/15	DAL	L	94-104
11/28/81	DAL	W	111-107	1/29/90	DAL	W	108-88	3/14/98	DAL	L	93-108	12/5/06	NJN	W	92-75	12/23/15	BKN	W	119-118*
2/14/82	NJN	W	111-109	1/7/91	NJN	W	89-87	3/17/99	NJN	L	87-88	3/6/07	NJN	W	102-89	1/29/16	DAL	W	91-79
1/1/83	NJN	L	105-111	3/4/91	DAL	W	102-100	1/22/00	NJN	L	95-98	2/10/08	NJN	L	82-101	3/10/17	DAL	W	105-96
1/28/83	DAL	L	110-115	1/29/91	DAL	L	91-97	1/23/00	NJN	L	95-98	3/8/08	DAL	W	111-91	3/19/17	BKN	W	111-104
11/17/83	DAL	W	115-113	1/14/92	NJN	L	88-97	3/2/00	DAL	L	102-103	12/19/08	NJN	L	97-121	1/29/17	DAL	L	104-109
12/22/83	NJN	L	98-101	2/1/93	DAL	L	96-115	12/10/00	NJN	W	99-73	2/18/09	DAL	W	113-98	3/17/18	BKN	L	106-114
1/26/85	DAL	L	93-103	2/12/93	DAL	L	100-109	3/13/01	DAL	W	122-98	12/2/09	NJN	W	117-101	11/21/18	DAL	W	119-113
3/10/85	NJN	W	126-113	3/21/93	NJN	L	84-106	1/21/02	DAL	W	113-102	3/10/10	DAL	W	96-87	3/4/19	BKN	L	88-127
11/15/85	DAL	W	110-98	1/19/93	DAL	L	80-86	2/6/02	NJN	W	112-100	12/9/10	DAL	W	102-89	1/2/20	DAL	W	123-111
2/17/86	NJN	W	126-124	2/27/94	NJN	L	90-117	11/16/02	NJN	W	96-88	1/22/11	NJN	W	87-86	2/27/21	BKN	W	115-98
11/28/86	DAL	W	119-94	1/15/94	DAL	W	112-103	3/4/03	DAL	W	88-79	2/28/12	DAL	L	92-93	5/6/21	DAL	W	113-109
3/24/87	NJN	W	119-107	2/24/95	NJN	L	104-114	1/20/04	DAL	W	106-93	3/11/13	BKN	W	98-90	12/7/21	DAL	L	99-102
12/16/87	NJN	W	109-105*	1/5/96	NJN	L	99-107	3/21/04	NJN	W	101-98	3/20/13	DAL	L	96-113	3/16/22	BKN	W	113-111
2/1/88	DAL	L	103-108	3/5/96	DAL	W	127-117	11/13/04	NJN	W	94-78	1/24/14	BKN	L	106-107	--	--	--	--
12/21/88	NJN	L	120-122*	11/23/96	NJN	L	91-114	1/15/05	DAL	W	98-93	3/23/14	DAL	L	104-107*	--	--	--	--

* overtime

SERIES INFORMATION & NOTES

Overall series 48-33

Home games vs. Nets 26-15

Road games at Nets 22-18

Current series streak Dallas won last game

in Dallas Brooklyn won last game

in Brooklyn Dallas won last two

DALLAS

Last home win 113-109 (5/6/21)

Last road win 113-111 (3/16/22)

Largest margin of victory 33 (110-77, 11/14/06)

High point total 132 (2/22/81)

Low point total 80 (11/9/93)

BROOKLYN

Last home win 127-88 (3/4/19)

Last road win 102-99 (12/7/21)

Largest margin of victory 39 (127-88, 3/4/19)

High point total 127 (3/4/19)

Low point total 73 (12/10/00)

Series scoring records vs. Nets

Mark Aguirre (43 on 3/24/87)

Series scoring record vs. Dallas

Kyrie Irving (45 on 5/6/21)

The Mavericks have gone 30-12 (.714) against the Nets since the start of the 2000-01 season...former Net Spencer Dinwiddie hit a game-winning 3-pointer as time expired in the Mavericks' 113-111 win at Brooklyn (3/16/22), marking his first career buzzer beater...Kyrie Irving scored a series-best 45 points for the Nets in a 113-109 loss at Dallas (5/6/21)...the Nets defeated the Mavericks by a series-record 39 points (127-88) at Brooklyn on 3/4/19 (127-88)...Dirk Nowitzki passed Kevin Garnett (1,462) for fifth place on the NBA's all-time games played list at Brooklyn (3/17/18)...Nowitzki moved into sixth place on the NBA's all-time scoring list, passing Shaquille O'Neal, when he reached 28,597 career points in Dallas' 119-118 overtime win at Brooklyn (12/23/15)...the season prior, Nowitzki (27,412 career points) passed Moses Malone (27,409) for seventh place on the league's all-time scoring list with a dagger 3-pointer in the Mavericks' 96-88 overtime win at Brooklyn (1/5/15)...J.J. Barea scored a career-high 32 points in Dallas' win at Brooklyn (12/23/15)...Dallas won 11 straight games against the Nets from 12/10/00 to 3/19/06...Rolando Blackman set two Mavericks free throw records, going 22-for-23 from the charity stripe in a 126-124 win at New Jersey (2/17/86).





CHARLOTTE HORNETS



Chairman Michael Jordan
 Managing Partner & Alternate o Curtis J. Polk
 President, Vice Chairman & Alternate Governor Fred Whitfield
 President of Basketball Operations & GM Mitch Kupchak
 Head Coach Steve Clifford
 Assistant Coach ... Tyrone Corbin, Bob Beyer, Marlon Garnett, Jay Hernandez, Rex Walters, Nick Friedman,
 Norman Richardson, Bruce Kreuzer
 Director of Health Care & Sports Performance Joe Sharpe
 Associate Head Athletic Trainer Quinton Sawyer
 Strength & Conditioning Coach Adam Linens

CHARLOTTE PR STAFF

Chief Communications Officer
 Mike Cristaldi (mcristaldi@hornets.com)

Director of Basketball Communications
 Brian Travis (btravis@hornets.com)

Senior Manager of Basketball Communications
 Maggie Yang (myang@hornets.com)

Coordinator of Basketball Communications
 Jack Brandsgard (jbrandsgard@hornets.com)

2021-22 SEASON SERIES RESULTS

Dec.13 vs. Dallas Dallas, 120-96
 Mar.19 @ Charlotte Charlotte, 129-108

2022-23 REGULAR SEASON VS. HORNETS

DATE	SITE	TIME/RESULT
Mar.24	Dallas	7:30 pm
Mar.26	Charlotte	12:00 pm

2021-22 REGULAR SEASON VS. HORNETS

DATE	SITE	RESULT
Dec.13	Dallas	W, 120-96
Mar.19	Charlotte	L, 108-129

SERIES HISTORY VS. HORNETS

	ALL-TIME	STREAKS	LAST WIN	LAST LOSS
Overall	42-21	Lost 1	Dec.13	Mar.19
Home	22-10	Won 1	Dec.13	Dec.30
Road	20-11	Lost 1	Jan.13	Mar.19

2021-22 DALLAS STATISTICS VS. CHARLOTTE

PLAYER	GP-GS	MIN	FG-ATT	FG%	3FG-ATT	3FG%	FT-FTA	FT%	OFF	DEF	TOT/AVG	AST	PF-D	STL	TO	BLK	PTS	AVG
L. Dončić	1-1	29.9	13-20	.650	8-12	.667	3-5	.600	0	4	4/4.0	3	2-5	0	4	0	37	37.0
T. Burke	2-0	45.3	11-25	.440	5-12	.417	0-0	.000	0	4	4/2.0	7	5-1	1	5	0	27	13.5
K. Porzingis	1-1	25.3	7-16	.438	3-8	.375	7-9	.778	4	9	13/13.0	0	2-7	0	0	5	24	24.0
J. Brunson	2-2	48.0	7-15	.467	0-3	.000	9-9	1.000	0	4	4/2.0	10	4-8	3	2	0	23	11.5
D. Finney-Smith	2-2	60.7	9-21	.429	5-11	.455	0-0	.000	3	2	5/2.5	3	5-0	1	1	1	23	11.5
T. Hardaway Jr.	1-0	27.0	7-17	.412	5-11	.455	0-0	.000	0	1	1/1.0	4	3-2	0	0	0	19	19.0
J. Green	2-0	42.4	7-9	.778	2-3	.667	0-0	.000	4	5	9/4.5	4	1-1	0	5	1	16	8.0
M. Kleber	2-1	54.8	4-7	.571	2-5	.400	2-2	1.000	3	12	15/7.5	3	5-3	1	2	2	12	6.0
F. Ntilikina	2-0	26.5	5-9	.556	1-3	.333	1-1	1.000	2	4	6/3.0	5	3-0	1	0	1	12	6.0
M. Chriss	1-0	16.7	4-9	.444	0-1	.000	2-4	.500	3	6	9/9.0	1	2-3	0	0	2	10	10.0
R. Bullock	1-1	33.1	3-5	.600	2-4	.500	1-1	1.000	0	4	4/4.0	2	2-0	1	0	0	9	9.0
M. Brown	1-0	9.0	1-3	.333	0-0	.000	2-2	1.000	2	4	6/6.0	0	0-3	0	0	0	4	4.0
S. Brown	1-0	16.9	1-4	.250	0-2	.000	2-2	1.000	2	2	4/4.0	1	3-1	0	0	0	4	4.0
B. Marjanović	1-0	3.2	2-3	.667	0-1	.000	0-0	.000	0	1	1/1.0	0	0-0	0	1	0	4	4.0
D. Bertāns	1-0	11.8	1-4	.250	0-2	.000	0-0	.000	0	3	3/3.0	1	6-0	0	1	0	2	2.0
D. Powell	2-2	29.5	0-5	.000	0-1	.000	2-2	1.000	3	3	6/3.0	2	2-2	0	1	0	2	1.0
TEAM	23-10	480.0	82-172	.477	33-79	.418	31-37	.838	26	68	94/47.0	46	45-36	8	22	12	228	114.0

2021-22 CHARLOTTE STATISTICS VS. DALLAS

PLAYER	GP-GS	MIN	FG-ATT	FG%	3FG-ATT	3FG%	FT-FTA	FT%	OFF	DEF	TOT/AVG	AST	PF-D	STL	TO	BLK	PTS	AVG
T. Rozier	2-2	62.4	15-24	.625	6-13	.462	2-4	.500	2	8	10/5.0	8	4-7	1	3	2	38	19.0
K. Oubre Jr.	2-0	63.3	13-32	.406	7-18	.389	4-7	.571	2	7	9/4.5	5	8-6	1	1	0	37	18.5
P. Washington	2-1	56.9	13-26	.500	5-12	.417	1-1	1.000	3	4	7/3.5	1	4-1	0	0	0	32	16.0
M. Bridges	2-2	58.1	9-23	.391	3-7	.429	9-10	.900	4	14	18/9.0	6	4-7	2	2	3	30	15.0
L. Ball	1-1	30.4	6-12	.500	5-8	.625	0-0	.000	1	3	4/4.0	7	3-1	4	0	1	17	17.0
G. Hayward	1-1	30.2	5-10	.500	4-5	.800	3-4	.750	2	4	6/6.0	6	0-3	0	0	0	17	17.0
J. Bouknight	1-0	23.2	4-13	.308	2-6	.333	3-4	.750	5	1	6/6.0	0	0-2	0	2	0	13	13.0
M. Harrell	1-0	16.0	3-6	.500	0-0	.000	7-10	.700	4	2	6/6.0	4	2-7	1	0	1	13	13.0
I. Thomas	1-0	14.3	4-6	.667	0-1	.000	3-3	1.000	0	1	1/1.0	2	0-1	0	0	0	11	11.0
C. Martin	2-1	52.2	4-9	.444	1-5	.200	0-0	.000	2	8	10/5.0	9	1-1	4	3	1	9	4.5
J. McDaniels	1-0	16.9	1-5	.200	0-2	.000	2-4	.500	0	1	1/1.0	0	3-3	0	1	1	4	4.0
J. Thor	2-0	22.7	1-6	.167	0-2	.000	0-0	.000	2	1	3/1.5	1	3-2	2	1	0	2	1.0
S. Lewis	1-0	4.4	0-0	.000	0-0	.000	1-2	.500	0	0	0/0.0	0	0-1	1	0	0	1	1.0
M. Plumlee	1-1	15.7	0-1	.000	0-0	.000	1-2	.500	0	1	1/1.0	5	4-3	0	3	0	1	1.0
K. Jones	1-0	5.9	0-0	.000	0-0	.000	0-0	.000	0	1	1/1.0	1	0-0	0	0	0	0	0.0
N. Richards	2-1	7.4	0-1	.000	0-0	.000	0-0	.000	1	0	1/0.5	0	0-0	0	1	1	0	0.0
TEAM	23-10	480.0	78-174	.448	33-79	.418	36-51	.706	28	56	84/42.0	55	36-45	16	17	10	225	112.5





2022-23 VS MAVERICKS

Mar. 24 at Dallas
Mar. 26 at Charlotte

2021-22 SEASON

43-39 (.524)
in Southeast

PLAYOFFS

Did not qualify

2021-22 REGULAR SEASON INDIVIDUAL BESTS				2021-22 REGULAR SEASON HORNETS BESTS				2021-22 REGULAR SEASON TEAM			
Points	37	Luka Dončić @ CHA	3/19/22	Points	23	Miles Bridges @ CHA	3/19/22	Biggest Win	24	vs. CHA	12/13/21
Rebounds	13	Kristaps Porzingis vs. CHA	12/13/21	Rebounds	10	Miles Bridges vs. CHA	12/13/21	Biggest Loss	21	@ CHA	3/19/22
Assists	8	Jalen Brunson vs. CHA	12/13/21	Assists	7	LaMelo Ball @ CHA	3/19/22				

DATE	SITE	W/L	SCORE	DATE	SITE	W/L	SCORE	DATE	SITE	W/L	SCORE	DATE	SITE	W/L	SCORE	DATE	SITE	W/L	SCORE
11/17/88	DAL	W	105-93	4/1/94	DAL	L	104-106	11/6/01	DAL	W	110-92	3/1/10	CHA	W	89-84	12/5/16	DAL	L	101-109
12/16/88	CHH	W	107-88	12/10/94	DAL	W	99-86	11/21/01	CHH	W	89-78	10/27/10	DAL	W	101-86	1/10/18	CHA	W	115-111
11/29/89	DAL	W	102-83	3/30/95	CHH	W	125-107	1/21/05	CHA	W	105-99	2/5/11	CHA	W	101-92	3/24/18	DAL	L	98-102
12/19/89	CHH	L	97-102	1/13/96	DAL	L	83-103	3/19/05	DAL	W	104-93	3/15/12	DAL	W	101-96	1/2/19	CHA	W	122-84
4/19/90	CHH	W	111-102	3/7/96	CHH	L	105-119	11/11/05	CHA	W	98-88	11/3/12	DAL	W	126-99	2/6/19	DAL	W	99-93
4/22/90	DAL	W	118-107	1/2/97	CHH	L	97-107	3/3/06	DAL	W	90-76	11/10/12	CHA	L	97-101*	1/4/20	DAL	L	120-123*
1/19/91	DAL	W	110-95	2/25/97	DAL	W	86-84	11/20/06	CHA	W	93-85	12/3/13	DAL	W	89-82	2/8/20	CHA	W	116-100
2/12/91	CHH	L	92-100	11/5/97	CHH	L	103-110	12/26/06	DAL	L	84-97	2/11/14	CHA	L	89-114	12/30/20	DAL	L	99-118
12/11/91	CHH	W	106-103	1/24/98	DAL	L	92-94	1/23/08	CHA	W	102-95	11/17/14	CHA	W	107-80	1/13/21	CHA	W	104-93
3/11/92	DAL	L	105-120	11/17/99	CHH	L	99-104	3/12/08	DAL	W	118-93	2/22/15	DAL	W	92-81	12/13/21	DAL	W	120-96
11/17/92	CHH	L	111-134	2/3/00	DAL	W	106-96	11/18/08	CHA	W	100-83	11/5/15	DAL	L	94-108	3/19/22	CHA	L	108-129
1/11/93	DAL	L	113-132	1/17/01	CHH	W	91-90	12/11/08	DAL	W	95-90	3/14/16	CHA	W	107-96	--	--	--	--
2/24/94	CHH	W	115-110	3/24/01	DAL	W	103-100	12/12/09	DAL	W	98-97*	12/1/16	CHA	L	87-97	--	--	--	--

* overtime

SERIES INFORMATION & NOTES

Overall series 42-21

Home games vs. Hornets 22-10

Road games at Hornets 20-11

Current series streak Charlotte won last game

in Dallas Dallas won last game

in Charlotte Charlotte won last game

DALLAS

Last home win 120-96 (12/13/21)

Last road win 104-93 (1/13/21)

Largest margin of victory 38 (122-84, 1/2/19)

High point total 126 (11/3/12)

Low point total 83 (1/13/96)

CHARLOTTE

Last home win 129-108 (3/19/22)

Last road win 118-99 (12/30/20)

Largest margin of victory 25 (114-89, 2/11/14)

High point total 134 (11/17/92)

Low point total 76 (3/3/06)

Series scoring record vs. Charlotte

Luka Dončić (39 on 1/4/20)

Series scoring record vs. Dallas

Kemba Walker (41 on 1/10/18)

The home team took both matchups in 2021-22, after the road team won 10 of the previous 12...despite splitting each of the last three season series, Dallas has still taken 31 of the last 40 meetings...Luka Dončić recorded a 39-point triple-double in an overtime loss to Charlotte on 1/4/20, marking the highest-scoring effort by a Maverick against the franchise...the Mavericks defeated the Hornets by a series-record 38 points (122-84) at Charlotte on 1/2/19...Kemba Walker scored a series-best 41 points in a losing effort against Dallas (1/10/18)...Dallas won 21 straight against Charlotte from 2/3/00-11/3/12 (Charlotte was held to 100-or-fewer points in all 21 games)...Jason Kidd dished out 18 assists against Charlotte to begin the 2010-11 campaign (10/27/10), setting a franchise record for the most assists in an opener...Dallas held the Charlotte to a series-low 76 points on 3/3/06.





CHICAGO BULLS



Chairman/Alternate NBA Governor Jerry Reinsdorf
 President & Chief Operating Officer/NBA Governor Michael Reinsdorf
 Executive Vice President - Basketball Operations Artūras Karnišovas
 General Manager Marc Eversley
 Head Coach Billy Donovan
 Assistant Coaches ... Maurice Cheeks, Chris Fleming, Josh Longstaff, John Bryant, Damian Cotter, Billy Schmidt
 Head Athletic Trainer Todd Campbell
 Head Strength and Conditioning Coach Geoffrey Puls
 Address 1901 W. Madison Street, Chicago, IL 60612
 Home Court United Center (20,917) - 1994
 Team Colors Red, black and white
 Television NBC Sports Chicago: Adam Amin, Stacey King
 Radio WSCR (670 AM): Chuck Swirsky, Bill Wennington
 Spanish Radio TUDN, Univision Sports Chicago (1200 AM): Omar Ramos, Elio Benitez

CHICAGO PR STAFF

Executive Director of Public and Media Relations
 Tim Hallam (thallam@bulls.com)

Director of Public and Media Relations
 Beth Esler (bgrady@bulls.com)

Senior Manager, Basketball Communications
 Josh Schur (jschur@bulls.com)

Senior Coordinator, Basketball Communications
 Andre Toran (atoran@bulls.com)

2021-22 SEASON SERIES RESULTS

Nov.10 @ Chicago Chicago, 117-107
 Jan.9 vs. Dallas Dallas, 113-99

2022-23 REGULAR SEASON VS. BULLS

DATE	SITE	TIME/RESULT
Dec.10	Chicago	7:00 pm
Apr.7	Dallas	7:30 pm

2021-22 REGULAR SEASON VS. BULLS

DATE	SITE	RESULT
Nov.10	Chicago	L, 107-117
Jan.9	Dallas	W, 113-99

SERIES HISTORY VS. BULLS

	ALL-TIME	STREAKS	LAST WIN	LAST LOSS
Overall	42-41	Won 1	Jan.9	Nov.10
Home	24-18	Won 1	Jan.9	Jan.17
Road	18-23	Lost 3	Nov.12	Nov.10

2021-22 DALLAS STATISTICS VS. CHICAGO

PLAYER	GP-GS	MIN	FG-ATT	FG%	3FG-ATT	3FG%	FT-FTA	FT%	OFF	DEF	TOT/AVG	AST	PF-D	STL	TO	BLK	PTS	AVG
L. Dončić	2-2	68.8	14-41	.341	3-12	.250	11-14	.786	1	21	22/11.0	24	1-12	4	8	1	42	21.0
T. Hardaway Jr.	2-1	61.2	11-25	.440	6-14	.429	2-3	.667	0	9	9/4.5	3	4-1	3	1	0	30	15.0
J. Brunson	2-1	57.4	12-18	.667	1-3	.333	4-5	.800	1	7	8/4.0	11	1-7	2	2	0	29	14.5
J. Green	2-0	24.3	10-12	.833	1-1	1.000	1-1	1.000	1	5	6/3.0	1	3-2	0	1	0	22	11.0
K. Porzingis	1-1	32.0	9-16	.563	2-3	.667	2-2	1.000	3	9	12/12.0	1	4-1	0	1	0	22	22.0
D. Powell	2-2	47.5	8-11	.727	2-4	.500	4-4	1.000	3	5	8/4.0	2	3-2	0	0	2	22	11.0
M. Kleber	1-1	30.0	6-11	.545	6-9	.667	0-0	.000	0	4	4/4.0	2	3-1	0	0	1	18	18.0
D. Finney-Smith	2-2	58.8	5-12	.417	5-12	.417	2-2	1.000	2	3	5/2.5	2	1-2	3	2	2	17	8.5
S. Brown	2-0	26.1	2-6	.333	1-3	.333	0-0	.000	1	5	6/3.0	1	2-1	0	1	0	5	2.5
R. Bullock	2-0	41.2	2-8	.250	1-7	.143	0-0	.000	0	4	4/2.0	2	4-0	0	1	0	5	2.5
F. Ntilikina	2-0	11.7	1-3	.333	0-0	.000	2-2	1.000	0	1	1/0.5	2	0-1	0	2	0	4	2.0
W. Cauley-Stein	1-0	5.2	1-2	.500	0-0	.000	0-0	.000	0	1	1/1.0	0	1-0	0	0	0	2	2.0
M. Chriss	1-0	7.8	1-2	.500	0-1	.000	0-0	.000	1	2	3/3.0	0	3-0	0	0	0	2	2.0
M. Brown	2-0	4.9	0-2	.000	0-0	.000	0-0	.000	1	0	1/0.5	0	0-0	0	1	0	0	0.0
T. Burke	1-0	1.8	0-0	.000	0-0	.000	0-0	.000	0	0	0/0.0	0	0-0	1	1	0	0	0.0
B. Marjanović	1-0	1.5	0-2	.000	0-0	.000	0-0	.000	1	0	1/1.0	0	0-0	0	0	0	0	0.0
TEAM	26-10	480.0	82-171	.480	28-69	.406	28-33	.848	15	76	91/45.5	51	30-30	13	21	6	220	110.0

2021-22 CHICAGO STATISTICS VS. DALLAS

PLAYER	GP-GS	MIN	FG-ATT	FG%	3FG-ATT	3FG%	FT-FTA	FT%	OFF	DEF	TOT/AVG	AST	PF-D	STL	TO	BLK	PTS	AVG
Z. LaVine	2-2	66.3	15-33	.455	4-9	.444	9-10	.900	0	5	5/2.5	5	6-9	3	5	0	43	21.5
D. DeRozan	2-2	70.1	16-36	.444	0-4	.000	5-8	.625	0	11	11/5.5	14	6-8	0	4	2	37	18.5
N. Vučević	2-2	66.4	14-31	.452	2-8	.250	1-1	1.000	4	12	16/8.0	6	0-4	2	2	1	31	15.5
L. Ball	2-2	70.9	10-21	.476	10-16	.625	0-0	.000	1	11	12/6.0	11	6-0	4	1	0	30	15.0
A. Caruso	1-0	22.7	6-7	.857	3-4	.750	1-1	1.000	0	2	2/2.0	1	2-2	6	2	0	16	16.0
D. Jones Jr.	2-1	43.6	5-12	.417	1-7	.143	4-4	1.000	5	10	15/7.5	2	5-4	1	0	0	15	7.5
A. Dosunmu	2-0	42.2	5-13	.385	3-6	.500	0-0	.000	0	2	2/1.0	2	2-0	0	1	0	13	6.5
C. White	1-0	27.4	5-9	.556	1-4	.250	2-3	.667	0	4	4/4.0	2	0-2	0	0	0	13	13.0
J. Green	1-1	21.2	3-5	.600	1-3	.333	0-0	.000	1	2	3/3.0	2	2-1	0	1	0	7	7.0
T. Brown Jr.	2-0	14.0	1-4	.250	1-2	.500	0-0	.000	1	1	2/1.0	0	0-0	1	0	0	3	1.5
T. Bradley	2-0	16.8	1-2	.500	0-0	.000	0-0	.000	0	5	5/2.5	1	1-0	0	2	2	1.0	
D. Dotson	1-0	2.4	1-1	1.000	0-0	.000	0-0	.000	0	1	1/1.0	0	0-0	0	1	0	2	2.0
A. Johnson	1-0	10.3	1-1	1.000	0-0	.000	0-0	.000	4	3	7/7.0	1	0-0	0	1	0	2	2.0
A. McKinnie	1-0	2.4	1-2	.500	0-1	.000	0-0	.000	0	0	0/0.0	0	0-0	0	0	0	2	2.0
M. Thomas	2-0	3.4	0-2	.000	0-0	.000	0-0	.000	0	0	0/0.0	2	0-0	0	0	0	0	0.0
TEAM	24-10	479.9	84-179	.469	26-64	.406	22-27	.815	16	69	85/42.5	49	30-30	17	18	5	216	108.0



**2022-23 VS MAVERICKS**

Dec. 10 at Chicago
Apr. 7 at Dallas

2021-22 SEASON

46-36 (.561)
in Central

PLAYOFFS

Lost to Milwaukee, 4-1

2021-22 REGULAR SEASON INDIVIDUAL BESTS				2021-22 REGULAR SEASON BULLS BESTS				2021-22 REGULAR SEASON TEAM			
Points	22	Luka Dončić vs. CHI 1/9/22, Kristaps Porzingis @ CHI 11/10/21	Points	23	Zach LaVine @ CHI 11/10/21	Biggest Win	14	vs. CHI 1/9/22			
Rebounds	14	Luka Dončić vs. CHI 1/9/22	Rebounds	10	Nikola Vucevic @ CHI 11/10/21	Biggest Loss	10	@ CHI 11/10/21			
Assists	14	Luka Dončić vs. CHI 1/9/22	Assists	8	DeMar DeRozan vs. CHI 1/9/22						

DATE	SITE	W/L	SCORE	DATE	SITE	W/L	SCORE	DATE	SITE	W/L	SCORE	DATE	SITE	W/L	SCORE	DATE	SITE	W/L	SCORE
1/13/81	DAL	W	112-106	1/24/89	CHI	L	91-109	12/29/97	CHI	L	105-111	11/14/06	DAL	W	111-99	2/23/15	DAL	L	98-102
1/23/81	CHI	L	98-106	12/12/89	CHI	L	97-105	3/12/98	DAL	W	104-97	1/25/07	CHI	L	85-96	12/26/15	DAL	W	118-111
2/21/82	CHI	W	113-97	4/7/90	DAL	L	108-109	4/26/99	DAL	W	101-93	12/3/07	CHI	W	103-98	1/15/16	CHI	W	83-77
3/17/82	DAL	L	92-102	2/1/91	DAL	L	90-101	11/27/99	DAL	W	95-83	2/25/08	DAL	W	102-94	12/3/16	DAL	W	107-82
11/24/82	DAL	W	133-127	3/1/91	CHI	L	86-109	12/2/99	CHI	W	101-95	11/13/08	CHI	L	91-98	1/17/17	CHI	W	99-98
2/20/83	CHI	L	111-124	11/8/91	CHI	L	92-108	12/8/00	DAL	W	105-86	2/7/09	DAL	W	115-114*	1/5/18	DAL	L	124-127
12/3/83	DAL	W	110-100	1/31/92	DAL	L	92-107	1/8/01	CHI	W	104-91	3/6/10	CHI	W	122-116	3/2/18	CHI	L	100-108
12/17/83	CHI	L	84-102	1/26/93	DAL	L	88-123	12/27/01	DAL	W	89-74	3/17/10	DAL	W	113-106	10/22/18	DAL	W	115-109
12/8/84	CHI	L	97-99	3/3/93	CHI	L	97-125	1/2/02	CHI	W	107-97	1/1/9/10	DAL	L	83-88	11/12/18	CHI	W	103-98
3/23/85	DAL	L	97-107	11/26/93	DAL	L	85-108	11/8/02	CHI	W	114-87	1/20/11	CHI	L	77-82	1/6/20	DAL	W	118-110
1/27/86	DAL	W	124-116	1/8/94	CHI	L	81-100	11/30/02	DAL	W	103-90	4/21/12	CHI	L	83-93	3/2/20	CHI	L	107-109
2/16/86	CHI	W	120-114	11/12/94	CHI	W	124-120*	11/25/03	DAL	W	124-98	11/28/12	CHI	L	78-101	1/3/21	CHI	L	108-118
3/8/87	CHI	L	105-115*	11/19/94	DAL	L	85-111	1/23/04	CHI	W	106-93	3/30/13	DAL	W	100-98	1/17/21	DAL	L	101-117
3/17/87	DAL	W	114-96	11/21/95	DAL	L	102-108*	12/13/04	CHI	W	94-93	12/28/13	CHI	W	105-83	11/10/21	CHI	L	107-117
11/27/87	DAL	W	94-93	12/19/95	CHI	L	101-114	2/8/05	DAL	L	100-107	2/28/14	DAL	L	91-100	1/9/22	DAL	W	113-99
12/22/87	CHI	W	111-100	11/29/96	DAL	L	97-116	12/5/05	CHI	W	102-94	12/2/14	CHI	W	132-129**	--	--	--	--
12/3/88	DAL	L	100-113	3/25/97	CHI	L	92-94	1/31/06	DAL	W	98-94	1/23/15	DAL	L	98-102	--	--	--	--

* overtime

SERIES INFORMATION & NOTES

Overall Series 42-40

Home games vs. Bulls 24-17

Road games at Bulls 18-23

Current series streak Chicago won last three

in Dallas Dallas won last game

in Chicago Chicago won last three

DALLAS

Last home win 113-99 (1/9/22)

Last road win 103-98 (11/12/18)

Largest margin of victory 27 (114-87, 11/8/02)

High point total 133 (11/24/82)

Low point total 77 (1/20/11)

CHICAGO

Last home win 118-108 (1/3/21)

Last road win 117-101 (1/17/21)

Largest margin of victory 35 (123-88, 1/26/93)

High point total 127 (twice)

Low point total 74 (12/27/01)

Series scoring record vs. Chicago

Jamal Mashburn (50 on 11/12/94)

Series scoring record vs. Dallas

George Gervin (45 on 1/27/86)

The Mavericks snapped a four-game losing streak against the Bulls with a 113-99 win in the most recent meeting at American Airlines Center (1/9/22)...Dallas has now gone 32-15 in the last 47 matchups between the two clubs...on 3/30/12, Dirk Nowitzki hit a game-winning 3-pointer with 2.9 seconds left to give the Mavericks a 100-98 victory...Chicago's 107-100 win in Dallas on 2/8/05 snapped a 13-game losing streak against the Mavericks and marked the first time the Bulls cracked the century mark against the Mavericks since their previous win on 12/29/97...Dallas defeated Chicago just once from December 1988 through February 1998.





CLEVELAND CAVALIERS



Chairman Dan Gilbert
 General Manager Koby Altman
 Head Coach J.B. Bickerstaff
 Assistant Coaches Antonio Lang, Greg Buckner, Sidney Lowe, JJ Outlaw, Mike Gerrity
 Head Athletic Trainer Steve Spiro
 Head Strength and Conditioning Coach Derek Millender
 Radio .. WTAM 1100 AM. Broadcasters: Tim Alcorn, Jim Chones, Mike Snyder, Power 89.1 WNZN FM.
 Broadcaster: Rafael Hernández Brito
 TV Bally Sports Ohio. Broadcasters: John Michael, Austin Carr, Angel Gray
 Arena Rocket Mortgage FieldHouse (19,432)
 Team Address One Center Court, Cleveland, OH 44115-4001
 Team Colors Wine and Gold

CLEVELAND PR STAFF

Director of Basketball Communications
 B.J. Evans (bevans@cavs.com)

Basketball Communications Manager
 Cherome Owens (cowens@cavs.com)

Basketball Communications Coordinator
 Sam Coombs (scoombs@cavs.com)

2021-22 SEASON SERIES RESULTS

Nov.29 vs. Dallas Cleveland, 114-96
 Mar.30 @ Cleveland Dallas, 120-112

2022-23 REGULAR SEASON VS. CAVALIERS

DATE	SITE	TIME/RESULT
Dec.14	Dallas	8:00 pm
Dec.17	Cleveland	7:00 pm

2021-22 REGULAR SEASON VS. CAVALIERS

DATE	SITE	RESULT
Nov.29	Dallas	L, 96-114
Mar.30	Cleveland	W, 120-112

SERIES HISTORY VS. CAVALIERS

	ALL-TIME	STREAKS	LAST WIN	LAST LOSS
Overall	40-41	Won 1	Mar.30	Nov.29
Home	22-18	Lost 1	May.7	Nov.29
Road	18-23	Won 4	Mar.30	Apr.1

2021-22 DALLAS STATISTICS VS. CLEVELAND

PLAYER	GP-GS	MIN	FG-ATT	FG%	3FG-ATT	3FG%	FT-FTA	FT%	OFF	DEF	TOT/AVG	AST	PF-D	STL	TO	BLK	PTS	AVG
L. Dončić	2-2	71.0	23-47	.489	10-17	.588	4-8	.500	2	17	19/9.5	23	3-8	2	7	2	60	30.0
D. Finney-Smith	2-2	61.8	16-26	.615	8-18	.444	2-3	.667	2	1	3/1.5	5	5-2	2	1	1	42	21.0
J. Brunson	2-1	61.3	10-21	.476	1-5	.200	2-5	.400	2	4	6/3.0	6	2-10	0	1	0	23	11.5
M. Kleber	2-0	51.4	6-17	.353	4-14	.286	3-4	.750	2	5	7/3.5	1	4-6	1	2	3	19	9.5
D. Powell	2-1	29.8	5-6	.833	0-1	.000	5-5	1.000	3	4	7/3.5	1	6-5	2	0	1	15	7.5
B. Marjanović	1-0	7.9	4-5	.800	1-1	1.000	1-2	.500	0	4	4/4.0	0	0-1	0	0	0	10	10.0
R. Bullock	2-1	64.6	3-10	.300	3-10	.300	0-1	.000	1	5	6/3.0	3	3-0	1	3	0	9	4.5
K. Porzingis	1-1	26.7	4-12	.333	0-4	.000	1-2	.500	1	4	5/5.0	1	0-1	0	0	4	9	9.0
T. Burke	1-0	7.9	3-4	.750	0-1	.000	0-0	.000	0	0	0/0.0	3	0-1	0	1	0	6	6.0
T. Hardaway Jr.	1-1	26.9	3-10	.300	0-3	.000	0-0	.000	0	1	1/1.0	2	0-1	2	2	1	6	6.0
S. Brown	1-0	14.8	2-3	.667	0-1	.000	0-0	.000	0	4	4/4.0	2	1-0	1	0	0	4	4.0
J. Green	2-0	24.6	2-4	.500	0-0	.000	0-0	.000	1	3	4/2.0	0	2-1	2	2	0	4	2.0
D. Bertāns	1-0	10.3	1-3	.333	1-3	.333	0-0	.000	0	1	1/1.0	0	0-0	0	0	1	3	3.0
M. Brown	1-1	11.0	1-2	.500	0-0	.000	0-0	.000	0	2	2/2.0	0	4-1	1	2	0	2	2.0
M. Chriss	1-0	3.2	1-3	.333	0-0	.000	0-0	.000	2	0	2/2.0	1	2-0	0	0	0	2	2.0
B. Knight	1-0	6.9	1-4	.250	0-3	.000	0-0	.000	0	0	0/0.0	0	0-0	0	0	0	2	2.0
TEAM	23-10	480.0	85-177	.480	28-81	.346	18-30	.600	16	55	71/35.5	48	32-37	14	21	13	216	108.0

2021-22 CLEVELAND STATISTICS VS. DALLAS

PLAYER	GP-GS	MIN	FG-ATT	FG%	3FG-ATT	3FG%	FT-FTA	FT%	OFF	DEF	TOT/AVG	AST	PF-D	STL	TO	BLK	PTS	AVG
D. Garland	2-2	69.7	17-30	.567	5-7	.714	4-5	.800	0	7	7/3.5	19	3-5	4	9	0	43	21.5
L. Markkanen	2-2	66.2	14-27	.519	6-15	.400	3-3	1.000	2	12	14/7.0	3	6-3	1	0	1	37	18.5
C. LeVert	1-1	38.4	11-19	.579	3-4	.750	7-8	.875	2	4	6/6.0	4	1-5	0	2	0	32	32.0
J. Allen	1-1	34.2	12-17	.706	0-0	.000	4-6	.667	3	11	14/14.0	3	1-5	0	2	1	28	28.0
L. Stevens	2-0	33.2	7-10	.700	0-0	.000	5-6	.833	2	3	5/2.5	0	7-4	0	3	0	19	9.5
K. Love	2-0	43.3	6-14	.429	4-9	.444	2-2	1.000	2	8	10/5.0	6	3-2	0	4	0	18	9.0
M. Brown	1-1	21.0	5-5	1.000	0-0	.000	2-4	.500	1	8	9/9.0	0	3-3	0	1	0	12	12.0
E. Mobley	1-1	35.4	5-10	.500	0-2	.000	2-3	.667	0	7	7/7.0	2	3-2	1	5	2	12	12.0
I. Okoro	2-2	58.0	5-11	.455	1-4	.250	1-1	1.000	1	3	4/2.0	7	5-2	1	0	3	12	6.0
R. Rubio	1-0	28.1	3-11	.273	1-1	1.000	0-0	.000	0	7	7/7.0	6	3-0	1	2	0	7	7.0
B. Goodwin	1-0	13.2	1-5	.200	1-2	.500	1-2	.500	0	0	0/0.0	0	1-1	0	1	0	4	4.0
E. Davis	1-0	4.2	1-1	1.000	0-0	.000	0-0	.000	0	1	1/1.0	0	1-0	0	1	0	2	2.0
R. Nembhard Jr.	1-0	2.1	0-1	.000	0-0	.000	0-0	.000	1	0	1/1.0	1	0-0	1	0	0	0	0.0
K. Pangos	1-0	4.9	0-0	.000	0-0	.000	0-0	.000	0	0	0/0.0	1	0-0	0	1	0	0	0.0
D. Valentine	1-0	4.9	0-1	.000	0-0	.000	0-0	.000	0	0	0/0.0	0	0-0	0	0	0	0	0.0
D. Windler	2-0	23.5	0-1	.000	0-0	.000	0-0	.000	0	2	2/1.0	1	0-0	1	1	0	0	0.0
TEAM	22-10	480.0	87-163	.534	21-44	.477	31-40	.775	14	73	87/43.5	53	37-32	10	32	7	226	113.0





2022-23 VS MAVERICKS

Dec. 14 at Dallas
Dec. 17 at Cleveland

2021-22 SEASON

44-38 (.537)
in Central

PLAYOFFS

Lost to Brooklyn, 1-0

2021-22 REGULAR SEASON INDIVIDUAL BESTS			2021-22 REGULAR SEASON CAVALIERS BESTS			2021-22 REGULAR SEASON TEAM		
Points	35	Luka Dončić @ CLE 3/30/22	Points	32	Caris LeVert @ CLE 3/30/22	Biggest Win	8	@ CLE 3/30/22
Rebounds	10	Luka Dončić vs. CLE 11/29/21	Rebounds	14	Jarrett Allen vs. CLE 11/29/21	Biggest Loss	18	vs. CLE 11/29/21
Assists	13	Luka Dončić @ CLE 3/30/22	Assists	10	Darius Garland @ CLE 3/30/22			

DATE	SITE	W/L	SCORE	DATE	SITE	W/L	SCORE	DATE	SITE	W/L	SCORE	DATE	SITE	W/L	SCORE	DATE	SITE	W/L	SCORE
12/2/80	DAL	L	102-109	3/28/89	CLE	L	90-102	12/23/97	CLE	L	85-99	3/21/07	CLE	W	99-90	3/16/16	CLE	L	98-99
12/29/80	CLE	L	100-112	1/20/90	DAL	W	105-96*	1/27/98	DAL	W	84-77*	10/31/07	CLE	W	92-74	11/25/16	CLE	L	90-128
11/3/81	DAL	L	110-125	2/18/90	CLE	W	96-87	11/30/99	CLE	L	99-106	12/27/07	DAL	L	81-88	1/30/17	DAL	W	104-97
2/20/82	CLE	L	109-116	1/23/91	DAL	L	85-99	3/23/00	DAL	L	87-97	11/3/08	DAL	L	81-100	11/11/17	DAL	L	104-111
2/16/83	CLE	L	96-99	2/13/91	CLE	L	93-95	12/12/00	CLE	L	87-92	3/29/09	CLE	L	74-102	4/1/18	CLE	L	87-98
3/5/83	DAL	L	91-98	11/5/91	DAL	L	101-112	2/15/01	DAL	W	102-81	11/28/09	CLE	L	95-111	2/2/19	CLE	W	111-98
11/4/83	CLE	L	84-105	12/14/91	CLE	W	99-97	11/14/01	CLE	W	107-94	12/20/09	DAL	W	102-95	3/16/19	DAL	W	121-116
3/7/84	DAL	W	115-103	11/21/92	DAL	L	108-119	12/13/01	DAL	W	102-82	1/2/11	CLE	W	104-95	11/3/19	CLE	W	131-111
2/12/85	CLE	W	131-112	2/17/93	CLE	L	97-124	11/13/02	CLE	W	103-99	2/7/11	DAL	W	99-96	11/22/19	DAL	W	143-101
3/16/85	DAL	L	128-135*	2/26/94	CLE	L	99-110	3/18/03	DAL	W	114-93	2/4/12	CLE	L	88-91	5/7/21	DAL	W	110-90
12/22/85	CLE	L	105-119	4/2/94	DAL	L	88-95	2/18/04	CLE	W	114-98	11/17/12	CLE	W	103-95	5/9/21	CLE	W	124-97
1/31/86	DAL	W	107-91	3/2/95	DAL	W	90-84	3/30/04	DAL	W	126-109	3/15/13	DAL	W	96-86	11/29/21	DAL	L	96-114
11/15/86	CLE	W	111-86	3/20/95	CLE	W	102-100*	3/26/05	DAL	W	117-86	1/20/14	CLE	W	102-97	3/30/22	CLE	W	120-112
3/29/87	CLE	L	101-98	4/23/95	CLE	L	107-108*	4/3/05	CLE	L	80-100	2/3/14	DAL	W	124-107				
12/15/87	CLE	L	93-106	3/19/96	DAL	L	72-81	3/14/06	DAL	W	91-87	1/4/15	CLE	W	109-90				
2/24/88	DAL	W	93-89	3/22/97	DAL	L	72-75	3/29/06	CLE	L	94-107	3/10/15	DAL	L	94-127				
12/10/88	DAL	L	98-102	3/30/97	CLE	L	80-84	3/1/07	DAL	W	95-92	1/12/16	DAL	L	107-110*				

* overtime

SERIES INFORMATION & NOTES

Overall Series 40-41

Home Games vs. Cavaliers 22-18

Road Games at Cavaliers 18-23

Current Series Streak Dallas won last game

in Dallas Cleveland won last game

in Cleveland Dallas won last four

DALLAS

Last Home Win 110-90 (5/7/21)

Last Road Win 120-112 (3/30/22)

Largest Margin of Victory 42 (143-101, 11/22/19)

High Point Total 143 (11/22/19)

Low Point Total 72 (twice)

CLEVELAND

Last Home Win 98-87 (4/1/18)

Last Road Win 114-96 (11/29/21)

Largest Margin of Victory 38 (128-90, 11/25/16)

High Point Total 135 (OT) (3/16/85)

Low Point Total 74 (10/31/07)

Series scoring record vs. Cleveland

Michael Finley (39 on 1/27/98)

Series scoring records vs. Dallas

LeBron James (46 on 3/29/06)

The Mavericks have taken seven of the last eight meetings (after Cleveland won 6 of the previous 7)...Dallas recorded 32 assists and just five turnovers a 121-116 win over Cleveland (3/16/19), marking the first time in franchise history that the Mavericks dished out 30+ assists while committing five-or-fewer miscues...the Mavericks accomplished the feat against Cleveland again on 11/22/19, finishing with 31 helpers and only five giveaways in 143-101 win...Dallas set series records for margin of victory (42) and highest point total (143) in its win on 11/22/19...LeBron James scored 46 points in Cleveland's 107-94 win on 3/29/06, setting the series high-scoring mark for the Cavaliers...the Cavaliers' 74 points in the 2007-08 season opener (10/31/07) was their fewest in the all-time series...Cleveland held Dallas to a series-low 72 points in both 1996 and 1997 (both wins).





DENVER NUGGETS



Owner E. Stanley Kroenke
 President and Governor Josh Kroenke
 President of Basketball Operations Tim Connelly
 General Manager Calvin Booth
 Head Coach Michael Malone
 Assistant Coaches .. David Adelman, Jordi Fernandez, Popeye Jones, Ryan Bowen, Charles Klask, John Beckett
 Head Athletic Trainer Dan Shimensky
 Dir. of Perf./Head Strength and Conditioning Coach Felipe Eichenberger
 Address 1000 Chopper Circle Denver, CO 80204
 Arena (capacity) Ball Arena (19,520)
 Television .. Altitude Sports & Entertainment, Chris Marlowe, Scott Hastings, Chris Dempsey, Vic Lombardi, Katy Winge
 Radio Altitude Radio Network – 92.5 FM, Jason Kosmicki

DENVER PR STAFF

Director, Media Relations
 Nick O'Hayre (nick.ohayre@nuggets.com)

Manager, Media Relations
 Cody Wise (cody.wise@nuggets.com)

Coordinator, Media Relations
 Steven Blevins (steven.blevins@nuggets.com)

2021-22 SEASON SERIES RESULTS

Oct.29 @ Denver Denver, 106-75
 Nov.15 vs. Dallas Dallas, 111-101
 Jan.3 vs. Dallas Dallas, 103-89

2022-23 REGULAR SEASON VS. NUGGETS

DATE	SITE	TIME/RESULT
Nov.18	Dallas	7:30 pm
Nov.20	Dallas	6:30 pm
Dec.6	Denver	9:00 pm
Feb.15	Denver	8:00 pm

2021-22 REGULAR SEASON VS. NUGGETS

DATE	SITE	RESULT
Oct.29	Denver	L, 75-106
Nov.15	Dallas	W, 111-101
Jan.3	Dallas	W, 103-89

SERIES HISTORY VS. NUGGETS

	ALL-TIME	STREAKS	LAST WIN	LAST LOSS
Overall	96-92	Won 2	Jan.3	Oct.29
Home	59-31	Won 2	Jan.3	Jan.25
Road	37-61	Lost 1	Mar.13	Oct.29

2021-22 DALLAS STATISTICS VS. DENVER

PLAYER	GP-GS	MIN	FG-ATT	FG%	3FG-ATT	3FG%	FT-FTA	FT%	OFF	DEF	TOT/AVG	AST	PF-D	STL	TO	BLK	PTS	AVG
L. Dončić	3-3	97.9	21-59	.356	4-17	.235	14-18	.778	1	21	22/7.3	30	9-16	8	9	1	60	20.0
J. Brunson	3-1	88.9	14-34	.412	3-11	.273	3-3	1.000	0	8	8/2.7	13	4-11	3	4	0	34	11.3
K. Porzingis	1-1	33.2	11-20	.550	5-8	.625	2-2	1.000	5	6	11/11.0	3	2-1	2	2	1	29	29.0
T. Hardaway Jr.	3-2	76.4	11-29	.379	4-15	.267	2-2	1.000	1	12	13/4.3	6	3-4	3	3	1	28	9.3
D. Powell	3-3	63.6	9-16	.563	2-3	.667	8-10	.800	6	6	12/4.0	1	6-10	1	2	0	28	9.3
R. Bullock	3-1	80.5	9-22	.409	6-16	.375	1-1	1.000	0	7	7/2.3	3	3-0	1	0	0	25	8.3
D. Finney-Smith	3-3	65.6	7-16	.438	4-10	.400	2-2	1.000	1	6	7/2.3	0	12-2	3	6	1	20	6.7
M. Kleber	2-1	53.5	5-11	.455	3-9	.333	4-4	1.000	2	5	7/3.5	2	3-5	2	2	3	17	8.5
T. Burke	1-0	15.8	3-8	.375	1-3	.333	4-4	1.000	0	1	1/1.0	1	0-2	1	2	0	11	11.0
F. Ntilikina	3-0	36.4	3-10	.300	2-8	.250	2-2	1.000	0	3	3/1.0	3	2-7	3	0	1	10	3.3
J. Green	2-0	33.4	3-7	.429	0-3	.000	0-0	.000	2	6	8/4.0	1	4-1	0	4	1	6	3.0
E. Omoruyi	1-0	8.7	2-4	.500	1-2	.500	1-2	.500	1	2	3/3.0	1	1-1	0	0	0	6	6.0
S. Brown	2-0	17.7	1-3	.333	1-3	.333	2-2	1.000	1	0	1/0.5	2	2-1	0	0	0	5	2.5
W. Cauley-Stein	2-0	16.3	2-2	1.000	0-0	.000	0-0	.000	0	1	1/0.5	1	1-0	0	0	0	4	2.0
B. Marjanović	2-0	5.8	1-2	.500	0-0	.000	1-2	.500	0	0	0/0.0	0	3-1	0	0	0	3	1.5
M. Chriss	1-0	15.9	1-2	.500	0-1	.000	0-0	.000	0	0	0/0.0	0	2-0	0	0	1	2	2.0
M. Brown	1-0	8.9	0-0	.000	0-0	.000	1-4	.250	1	3	4/4.0	0	0-2	0	0	0	1	1.0
T. Pinson	1-0	1.6	0-1	.000	0-1	.000	0-0	.000	0	0	0/0.0	0	0-0	0	0	0	0	0.0
TEAM	37-15	720.0	103-246	.419	36-110	.327	47-58	.810	21	87	108/36.0	67	57-64	27	34	10	289	96.3

2021-22 DENVER STATISTICS VS. DALLAS

PLAYER	GP-GS	MIN	FG-ATT	FG%	3FG-ATT	3FG%	FT-FTA	FT%	OFF	DEF	TOT/AVG	AST	PF-D	STL	TO	BLK	PTS	AVG
N. Jokic	3-3	96.9	31-53	.585	4-13	.308	7-10	.700	9	39	48/16.0	17	8-16	3	7	2	73	24.3
A. Gordon	3-3	92.4	19-30	.633	4-10	.400	0-5	.000	3	16	19/6.3	5	5-8	3	6	1	42	14.0
W. Barton	2-2	59.7	11-24	.458	4-12	.333	3-3	1.000	1	8	9/4.5	12	5-3	1	9	0	29	14.5
M. Morris	2-2	61.0	12-19	.632	1-5	.200	0-0	.000	0	3	3/1.5	11	3-1	1	3	2	25	12.5
J. Green	2-1	48.8	6-11	.545	0-1	.000	9-12	.750	1	7	8/4.0	2	5-8	1	1	0	21	10.5
B. Bol	3-0	24.8	7-12	.583	1-4	.250	1-1	1.000	1	5	6/2.0	1	3-1	1	2	1	16	5.3
N. Hyland	3-0	44.9	6-17	.353	2-9	.222	1-2	.500	1	6	7/2.3	2	8-1	1	7	0	15	5.0
A. Rivers	3-2	65.8	5-14	.357	4-10	.400	1-2	.500	0	6	6/2.0	2	6-2	1	4	0	15	5.0
F. Campazzo	3-1	59.3	3-9	.333	2-5	.400	6-9	.667	1	8	9/3.0	6	4-8	3	6	1	14	4.7
M. Porter Jr.	1-1	24.8	5-12	.417	1-6	.167	1-1	1.000	0	3	3/3.0	1	1-1	1	2	0	12	12.0
P. Dozier	2-0	44.2	4-14	.286	2-8	.250	0-0	.000	2	3	5/2.5	4	2-1	1	3	1	10	5.0
J. Green	3-0	38.2	1-7	.143	0-5	.000	8-8	1.000	5	9	14/4.7	1	6-4	0	4	1	10	3.3
Z. Nnaji	1-0	7.2	2-4	.500	1-2	.500	0-0	.000	1	3	4/4.0	0	2-0	0	0	0	5	5.0
R. Tucker	1-0	3.8	0-0	.000	0-0	.000	3-4	.750	0	0	0/0.0	1	1-2	1	0	0	3	3.0
P. Cornelie	1-0	2.2	0-0	.000	0-0	.000	2-2	1.000	0	1	1/1.0	0	0-1	0	0	0	2	2.0
C. Jones	1-0	2.2	1-1	1.000	0-0	.000	0-0	.000	0	0	0/0.0	0	0-0	0	0	0	2	2.0
D. Reed	1-0	26.4	1-5	.200	0-2	.000	0-0	.000	1	1	2/2.0	2	3-0	0	0	0	2	2.0
V. Canchar	1-0	11.2	0-1	.000	0-0	.000	0-0	.000	0	0	0/0.0	2	2-0	0	1	0	0	0.0
M. Howard	1-0	6.6	0-1	.000	0-1	.000	0-0	.000	0	0	0/0.0	0	0-0	0	0	0	0	0.0
TEAM	37-15	720.0	114-234	.487	26-93	.280	42-59	.712	26	118	144/48.0	69	64-57	18	55	9	296	98.7





2022-23 VS MAVERICKS	2021-22 SEASON	PLAYOFFS
Nov. 18 at Dallas Nov. 20 at Dallas Dec. 6 at Denver Feb. 15 at Denver	48-34 (.585) in Northwest	Lost to Golden State, 4-1

2021-22 REGULAR SEASON INDIVIDUAL BESTS			2021-22 REGULAR SEASON NUGGETS BESTS			2021-22 REGULAR SEASON TEAM		
Points	29	Kristaps Porzingis vs. DEN 11/15/21	Points	35	Nikola Jokic vs. DEN 11/15/21	Biggest Win	14	vs. DEN 1/3/22
Rebounds	11	Kristaps Porzingis vs. DEN 11/15/21	Rebounds	16	Nikola Jokic vs. DEN 1/3/22, Nikola Jokic vs. DEN 11/15/21, Nikola Jokic @ DEN 10/29/21	Biggest Loss	31	@ DEN 10/29/21
Assists	15	Luka Dončić vs. DEN 1/3/22	Assists	8	Monte Morris vs. DEN 11/15/21, Nikola Jokic @ DEN 10/29/21			

DATE	SITE	W/L	SCORE	DATE	SITE	W/L	SCORE	DATE	SITE	W/L	SCORE	DATE	SITE	W/L	SCORE	DATE	SITE	W/L	SCORE
10/15/80	DEN	L	98-133	12/26/86	DEN	W	123-121	2/6/94	DEN	L	89-99	3/24/03	DEN	W	108-96	3/19/12	DEN	W	112-95
11/28/80	DAL	L	117-119	1/9/87	DAL	L	113-116	3/26/94	DEN	L	101-112	11/22/03	DAL	W	115-101	12/28/12	DAL	L	85-106
12/10/80	DEN	L	107-116	4/29/87	DEN	W	132-102	4/15/94	DAL	W	99-97	11/28/03	DEN	L	103-113	4/4/13	DEN	L	94-95
12/26/80	DAL	W	119-111	3/4/87	DAL	W	115-107	11/8/94	DAL	L	107-115	1/16/04	DEN	W	91-88	4/12/13	DAL	W	108-105*
3/20/81	DAL	W	126-125	11/28/87	DEN	L	98-106	11/26/94	DEN	W	124-123*	1/31/04	DAL	L	102-107	11/23/13	DEN	L	100-102
3/25/81	DEN	W	126-115	12/5/87	DAL	W	109-96	12/1/94	DAL	L	80-89	11/21/04	DEN	L	82-110	11/25/13	DAL	L	96-110
11/25/81	DEN	L	133-139	2/3/88	DEN	L	105-115	1/12/95	DEN	L	78-94	12/26/04	DEN	W	102-88	3/5/14	DEN	L	110-115
12/5/81	DAL	W	109-105	2/29/88	DAL	W	123-96	3/7/95	DAL	L	96-99	1/23/05	DAL	W	93-93	3/21/14	DAL	W	122-106
12/26/81	DAL	L	117-124	4/9/88	DAL	W	135-109	11/24/95	DAL	L	109-112*	11/15/05	DAL	W	83-80	1/14/15	DEN	L	107-114
1/15/82	DEN	L	113-128	4/17/88	DEN	L	122-133	12/26/95	DEN	L	102-114	1/6/06	DEN	W	114-112*	1/16/15	DAL	W	97-89
3/31/82	DAL	L	119-120	11/23/88	DAL	W	125-106	2/29/96	DEN	W	137-120	2/10/06	DEN	W	113-104	4/10/15	DEN	W	144-143**
4/17/82	DEN	L	124-130	1/7/89	DEN	L	94-115	4/18/96	DAL	W	132-98	2/10/06	DEN	L	104-113	11/28/15	DAL	W	92-81
10/29/82	DEN	W	125-117	1/18/89	DAL	W	102-92	11/1/96	DEN	W	92-91	4/2/06	DAL	W	103-79	2/26/16	DAL	W	122-116*
11/13/82	DAL	L	130-140	2/22/89	DEN	L	106-109	1/11/97	DAL	W	104-99	12/9/06	DAL	W	105-90	3/6/16	DEN	L	114-116*
11/30/82	DEN	W	140-129	3/24/89	DAL	L	105-114	1/18/97	DEN	W	107-104	12/31/06	DEN	W	89-85	3/28/16	DEN	W	97-88
4/14/83	DAL	W	149-139	4/23/89	DEN	W	113-96	4/19/97	DAL	L	95-100	2/24/07	DEN	L	115-95	12/12/16	DEN	W	112-92
4/8/83	DAL	L	115-132	11/21/89	DEN	L	95-111	1/6/98	DAL	W	108-90	4/6/07	DEN	L	71-75	12/19/16	DEN	L	107-117
4/15/83	DEN	L	126-137	12/30/89	DAL	W	116-109*	1/31/98	DEN	L	98-110	4/6/07	DEN	L	71-75	2/6/17	DEN	L	87-110
11/1/83	DEN	W	130-124	1/15/90	DEN	L	90-101	3/25/98	DEN	W	105-94	12/6/07	DAL	L	109-122	4/11/17	DAL	L	91-109
1/7/84	DEN	L	117-141	3/3/90	DEN	L	89-106	4/11/98	DAL	W	99-81	1/27/08	DAL	W	90-85	12/4/17	DAL	W	122-105
1/15/84	DAL	W	126-107	3/16/90	DAL	W	104-97	2/12/99	DEN	L	94-100	3/27/08	DEN	L	105-118	1/16/18	DEN	L	102-105
2/3/84	DAL	L	111-114	11/3/90	DAL	W	140-110	2/25/99	DAL	W	90-81	1/17/08	DEN	L	105-108	1/27/18	DEN	L	89-91
2/8/84	DEN	W	120-114	12/22/90	DEN	W	119-110	3/26/99	DAL	W	98-79	1/17/08	DEN	L	105-108	3/6/18	DAL	W	118-107
3/24/84	DAL	W	119-101	3/10/91	DEN	L	110-124	1/4/00	DEN	L	96-98	12/15/08	DAL	L	88-98	12/18/18	DEN	L	118-126
12/21/84	DEN	L	93-116	4/2/91	DAL	W	133-126	1/29/00	DAL	W	107-96	1/13/09	DEN	L	97-99	2/22/19	DAL	L	104-114
1/31/85	DEN	L	110-121	11/19/91	DEN	W	96-93	2/26/00	DAL	W	98-96	3/27/09	DAL	L	101-103	3/14/19	DEN	L	99-100
2/3/85	DAL	W	114-106	1/16/92	DAL	L	90-101	4/6/00	DEN	W	116-115*	12/27/09	DEN	W	104-96	3/14/19	DEN	L	99-100
3/1/85	DAL	L	140-141*	2/14/92	DEN	L	85-105	11/6/00	DEN	W	108-96	2/9/10	DEN	L	91-127	10/29/19	DEN	W	109-106
3/15/85	DEN	L	127-108	3/29/92	DAL	W	105-98	11/25/00	DAL	W	108-84	3/29/10	DAL	W	109-93	1/8/20	DAL	L	106-107
3/18/85	DEN	L	111-113	4/19/92	DEN	W	104-92	1/20/01	DEN	L	97-79	11/3/10	DEN	W	102-101	3/11/20	DEN	W	113-97
11/7/85	DAL	W	99-131	1/16/93	DEN	L	91-106	1/27/01	DEN	L	100-102	11/6/10	DAL	L	92-103	1/7/21	DEN	W	124-117*
12/14/85	DAL	W	127-100	1/21/93	DAL	L	94-110	11/8/01	DAL	W	105-91	2/10/11	DEN	L	120-121	1/25/21	DAL	L	113-117
1/7/86	DEN	L	110-132	2/6/93	DEN	L	93-111	1/8/02	DAL	W	95-94	2/10/11	DEN	L	120-121	3/13/21	DEN	W	116-103
2/12/86	DAL	W	117-110	2/24/93	DAL	L	92-113	1/24/02	DEN	W	104-97	4/6/11	DAL	L	96-104	10/29/21	DEN	L	75-106
2/22/86	DEN	L	106-113	4/16/93	DAL	W	99-86	3/3/02	DEN	W	116-110*	12/26/11	DAL	L	93-115	11/15/21	DAL	W	111-101
4/3/86	DAL	W	115-114	4/21/93	DEN	L	112-137	12/18/02	DEN	W	80-75	2/8/12	DEN	W	105-95	1/3/22	DAL	W	103-89
11/14/86	DEN	L	138-142	12/5/93	DEN	L	110-115	1/6/03	DAL	W	86-71	2/15/12	DAL	W	102-84	--	--	--	--
12/19/86	DAL	W	141-118	12/28/93	DAL	L	85-97	2/1/03	DAL	W	122-100	3/19/12	DEN	W	112-95	--	--	--	--

* overtime

SERIES INFORMATION & NOTES

Overall series 94-88
Home games vs. Nuggets 59-31
Road games at Nuggets 35-57
Current series streak Dallas won last two
in Dallas Denver won last two
in Denver Denver won last game

DALLAS
Last home win 103-89 (1/3/22)
Last road win 116-103 (3/13/21)
Largest margin of victory 34 (132-98, 4/18/96)
High point total 149 (1/14/83)
Low point total 71 (4/6/07)

DENVER
Last home win 106-75 (10/29/21)
Last road win 117-113 (1/25/21)
Largest margin of victory 36 (127-91, 2/9/10)
High point total 143 (2OT) (4/10/15)
Low point total 71 (1/6/03)

Series scoring record vs. Denver
 Jim Jackson (50 on 11/26/94)
Series scoring record vs. Dallas
 Danilo Gallinari (47 on 4/10/15)

The Mavericks have taken six of the last nine meetings, after the Nuggets won eight of the previous 10...Luka Dončić registered 35 points, 11 rebounds, 16 assists and 4 steals in a 117-113 loss to Denver on 1/25/21, joining LeBron James (39-12-16-4, LAL at DAL, 11/1/19) as the only players in NBA history to post those numbers in a game...Dallas defeated Denver 113-97 on 3/11/20, in what was the final game before the 2019-20 season was temporarily suspended due to the COVID-19 pandemic...the Mavericks tied a franchise record with nine double-figure scorers in their 109-106 win at Denver (10/29/19)...Nikola Jokić hit a turnaround jumper at the buzzer to give the Nuggets a 100-99 win on 3/14/19...the Mavericks held the Nuggets to an opponent-low five points in the third period on 11/28/15...on 4/10/15, the Mavericks defeated the Nuggets 144-143 in double overtime...the 143 points by Denver marked its most in the all-time series...Danilo Gallinari finished that game with 47 points, which set a Nuggets scoring record in the series...the Mavericks came back from 25 down in the first quarter to defeat the Nuggets 124-123 in overtime on 11/12/94, marking their second-biggest comeback in team history...Mark Aguirre recorded the first triple-double (30 points, 11 rebounds, 16 assists) in Mavericks history in a 149-139 win over the Nuggets (1/14/83)...the 149 points are tied for the most by Dallas in a regulation-length game.





DETROIT PISTONS



Owner Tom Gores
 Vice Chairman Arn Tellem
 General Manager Troy Weaver
 Head Coach Dwane Casey
 Assistant Coaches Rex Kalamian, Jerome Allen, Jim Moran, Bill Bayno
 Sr. Director, Medical Sebastien Poirier
 Head Athletic Trainer Rachel Cutts
 Sr. Director, Performance Trent Salo
 Head Strength & Conditioning Coach Jordan Sabourin
 Home Court Little Caesars Arena (20, 332)
 Team Colors Red, White, Blue
 Cable Television Bally Sports Detroit - Broadcasters: George Blaha, Greg Kelsner
 Radio 97.1 The Ticket - Broadcasters: Mark Champion, Rick Mahorn, George Blaha

DETROIT PR STAFF

Sr. Vice President, Public Relations
 Kevin Grigg (kgrigg@pistons.com)

Vice President, Public Relations
 Cletus Lewis (clewis@pistons.com)

2021-22 SEASON SERIES RESULTS

Feb.8 vs. Dallas Dallas, 116-86
 Apr.6 @ Detroit Dallas, 131-113

2022-23 REGULAR SEASON VS. PISTONS

DATE	SITE	TIME/RESULT
Dec.1	Detroit	6:00 pm
Jan.30	Dallas	7:30 pm

2021-22 REGULAR SEASON VS. PISTONS

DATE	SITE	RESULT
Feb.8	Dallas	W, 116-86
Apr.6	Detroit	W, 131-113

SERIES HISTORY VS. PISTONS

	ALL-TIME	STREAKS	LAST WIN	LAST LOSS
Overall	39-42	Won 5	Apr.6	Jan.31
Home	20-19	Won 4	Feb.8	Dec.14
Road	19-23	Won 3	Apr.6	Jan.31

2021-22 DALLAS STATISTICS VS. DETROIT

PLAYER	GP-GS	MIN	FG-ATT	FG%	3FG-ATT	3FG%	FT-FTA	FT%	OFF	DEF	TOT/AVG	AST	PF-D	STL	TO	BLK	PTS	AVG
L. Dončić	2-2	66.8	17-39	.436	7-20	.350	18-27	.667	1	14	15/7.5	25	7-16	2	11	2	59	29.5
J. Brunson	2-2	60.4	16-26	.615	3-6	.500	10-11	.909	1	6	7/3.5	7	4-8	1	1	0	45	22.5
D. Finney-Smith	2-2	64.9	9-13	.692	5-8	.625	1-1	1.000	2	8	10/5.0	6	4-1	3	3	0	24	12.0
R. Bullock	2-2	60.2	7-14	.500	7-13	.538	0-0	.000	0	7	7/3.5	3	3-0	0	1	0	21	10.5
D. Powell	2-2	50.3	7-9	.778	0-0	.000	5-6	.833	6	8	14/7.0	1	7-7	1	0	1	19	9.5
T. Burke	2-0	23.3	7-13	.538	4-6	.667	0-0	.000	0	3	3/1.5	1	2-2	1	3	0	18	9.0
J. Green	2-0	42.2	6-8	.750	2-3	.667	0-0	.000	0	10	10/5.0	1	5-1	5	0	0	14	7.0
S. Dinwiddie	1-0	23.4	5-10	.500	0-1	.000	3-4	.750	2	2	4/4.0	3	2-2	1	2	0	13	13.0
M. Chriss	2-0	25.5	3-11	.273	1-2	.500	5-6	.833	2	2	4/2.0	0	4-5	4	2	0	12	6.0
D. Bertāns	1-0	12.5	3-6	.500	3-5	.600	0-0	.000	0	2	2/2.0	2	1-0	0	0	0	9	9.0
F. Ntilikina	2-0	18.0	3-6	.500	0-2	.000	0-0	.000	0	3	3/1.5	1	2-0	0	0	1	6	3.0
M. Kleber	1-0	17.9	2-2	1.000	1-1	1.000	0-0	.000	0	7	7/7.0	1	1-0	0	0	1	5	5.0
T. Pinson	2-0	11.2	0-2	.000	0-2	.000	2-2	1.000	0	0	0/0.0	0	0-2	0	0	0	2	1.0
M. Brown	1-0	3.5	0-0	.000	0-0	.000	0-0	.000	0	2	2/2.0	1	0-1	0	0	1	0	0.0
TEAM	24-10	480.0	85-159	.535	33-69	.478	44-57	.772	14	74	88/44.0	52	42-45	18	23	6	247	123.5

2021-22 DETROIT STATISTICS VS. DALLAS

PLAYER	GP-GS	MIN	FG-ATT	FG%	3FG-ATT	3FG%	FT-FTA	FT%	OFF	DEF	TOT/AVG	AST	PF-D	STL	TO	BLK	PTS	AVG
I. Stewart	2-2	57.7	12-22	.545	3-3	1.000	6-7	.857	11	18	29/14.5	2	7-6	1	1	1	33	16.5
C. Cunningham	1-1	38.4	7-19	.368	1-4	.250	10-11	.909	1	6	7/7.0	9	4-6	2	5	1	25	25.0
H. Diallo	1-1	26.5	6-14	.429	1-4	.250	5-6	.833	1	4	5/5.0	1	3-5	1	1	0	18	18.0
K. Hayes	2-1	51.5	6-14	.429	1-4	.250	4-4	1.000	1	5	6/3.0	4	8-2	3	9	0	17	8.5
F. Jackson	2-0	41.3	5-13	.385	2-9	.222	5-6	.833	2	5	7/3.5	5	2-3	0	0	0	17	8.5
J. Grant	1-1	30.0	5-16	.313	1-6	.167	4-7	.571	0	4	4/4.0	1	2-3	1	0	0	15	15.0
B. Key	1-0	19.2	5-6	.833	1-2	.500	3-5	.600	1	4	5/5.0	1	2-5	1	1	3	14	14.0
T. Lyles	1-0	18.0	5-8	.625	0-2	.000	2-3	.667	2	4	6/6.0	1	2-4	0	1	1	12	12.0
S. Lee	1-0	18.6	5-7	.714	0-1	.000	1-1	1.000	1	2	3/3.0	4	1-1	1	1	0	11	11.0
S. Bey	2-2	64.9	2-22	.091	2-13	.154	4-4	1.000	0	4	4/2.0	11	4-2	2	0	1	10	5.0
J. Pickett	1-0	20.1	4-5	.800	2-3	.667	0-0	.000	0	3	3/3.0	0	3-1	0	0	0	10	10.0
I. Livers	1-1	25.6	2-5	.400	1-3	.333	2-2	1.000	1	1	2/2.0	1	1-1	0	0	0	7	7.0
K. Olynyk	1-0	18.8	3-11	.273	0-3	.000	1-1	1.000	2	1	3/3.0	4	1-2	0	2	0	7	7.0
C. Joseph	1-1	26.6	1-4	.250	1-1	1.000	0-0	.000	1	2	3/3.0	1	3-1	0	3	0	3	3.0
C. Edwards	1-0	9.7	0-2	.000	0-2	.000	0-0	.000	0	0	0/0.0	0	0-0	0	1	0	0	0.0
R. McGruder	1-0	13.3	0-1	.000	0-0	.000	0-0	.000	0	0	0/0.0	1	2-0	0	0	0	0	0.0
TEAM	20-10	480.0	68-169	.402	16-60	.267	47-57	.825	24	63	87/43.5	46	45-42	12	25	7	199	99.5





2022-23 VS MAVERICKS

Dec. 1 at Detroit
Jan. 30 at Dallas

2021-22 SEASON

23-59 (.280)
in Central

PLAYOFFS

Did not qualify

2021-22 REGULAR SEASON INDIVIDUAL BESTS			2021-22 REGULAR SEASON PISTONS BESTS			2021-22 REGULAR SEASON TEAM		
Points	33	Luka Dončić vs. DET 2/8/22	Points	25	Cade Cunningham @ DET 4/6/22	Biggest Win	30	vs. DET 2/8/22
Rebounds	8	Luka Dončić @ DET 4/6/22	Rebounds	15	Isaiah Stewart vs. DET 2/8/22			** No Biggest Loss **
Assists	14	Luka Dončić @ DET 4/6/22	Assists	9	Cade Cunningham @ DET 4/6/22			

DATE	SITE	W/L	SCORE	DATE	SITE	W/L	SCORE	DATE	SITE	W/L	SCORE	DATE	SITE	W/L	SCORE	DATE	SITE	W/L	SCORE
11/8/80	DET	L	73-101	3/27/89	DET	L	77-90	2/21/98	DAL	L	82-94	12/7/06	DAL	L	82-92	3/9/16	DAL	L	96-102
2/10/81	DAL	L	95-101	3/18/90	DET	L	84-114	3/2/98	DET	L	94-100	3/18/07	DET	W	92-88	4/1/16	DET	W	98-89
12/22/81	DAL	L	98-106	3/25/90	DAL	W	98-96*	3/19/99	DET	L	87-94	1/9/08	DAL	W	102-86	12/14/16	DAL	L	85-95
4/1/82	DET	W	121-120	1/14/91	DAL	L	81-89	1/23/00	DET	W	99-91	2/3/08	DET	L	67-90	2/15/17	DET	L	91-98
12/10/82	DET	W	122-121	1/25/91	DET	L	82-84	2/17/00	DAL	W	106-97	1/23/09	DET	W	112-91	12/20/17	DAL	W	110-93
2/9/83	DAL	W	122-113	1/3/92	DAL	L	96-106	12/17/00	DET	W	99-90	3/17/09	DAL	W	103-101	4/6/18	DET	L	106-113*
12/20/83	DET	L	104-116	1/13/92	DET	L	81-84	1/3/01	DAL	L	104-107	11/15/09	DET	W	95-90	1/25/19	DAL	W	106-101
2/18/84	DAL	L	115-120	1/13/93	DET	L	96-112	10/30/01	DAL	W	94-87	1/5/10	DAL	W	98-93	1/31/19	DET	L	89-93
11/17/84	DAL	L	110-124	1/19/93	DAL	W	113-103	11/15/01	DET	L	89-115	11/23/10	DAL	W	88-84	12/12/19	DET	W	122-111
2/13/85	DET	L	119-124	2/19/94	DAL	L	96-105	11/9/02	DAL	W	114-75	1/17/11	DET	L	89-103	4/21/21	DAL	W	127-117
1/24/86	DAL	L	120-129	2/21/94	DET	W	98-88	11/27/02	DET	W	102-82	1/10/12	DET	W	100-86	4/29/21	DET	W	115-105
2/14/86	DET	L	110-119	3/4/95	DAL	L	91-98	1/1/04	DET	L	102-115	12/1/12	DAL	W	92-77	2/8/22	DAL	W	116-86
3/6/87	DAL	W	115-125	3/23/95	DET	W	102-84	2/7/04	DAL	W	111-108	3/8/13	DET	W	102-99	4/6/22	DET	W	131-113
3/21/87	DAL	W	122-118	1/25/96	DET	L	92-93	12/6/04	DAL	L	85-101	1/26/14	DAL	W	116-106	--	--	--	
11/25/87	DAL	W	113-107	3/9/96	DET	L	91-92	3/28/05	DET	W	95-88	2/22/14	DET	W	113-102	--	--	--	
12/18/87	DET	L	112-117	1/16/96	DET	L	84-103	11/19/05	DAL	W	119-82	12/17/14	DET	W	117-106	--	--	--	
11/15/88	DAL	L	99-108	4/1/97	DAL	L	82-100	3/28/06	DET	L	90-97	1/7/15	DAL	L	95-108	--	--	--	

* overtime † neutral location

SERIES INFORMATION & NOTES

Overall series 39-42

Home games vs. Pistons 20-19

Road games at Pistons 18-23

Neutral site games 1-0

Current series streak Dallas won last five

in Dallas Dallas won last four

in Detroit Dallas won last three

DALLAS

Last home win 116-86 (2/8/22)

Last road win 131-113 (4/6/22)

Largest margin of victory 39 (114-75, 11/9/02)

High point total 131 (4/6/22)

Low point total 67 (2/3/08)

DETROIT

Last home win 93-89 (1/31/19)

Last road win 95-85 (12/14/16)

Largest margin of victory 30 (114-84, 3/18/90)

High point total 129 (1/24/86)

Low point total 75 (11/9/02)

Series scoring record vs. Detroit

Tim Hardaway Jr. (42 on 4/29/21)

Dirk Nowitzki (42 on 11/23/10)

Michael Finley (42 on 11/27/02)

Series scoring record vs. Dallas

Joe Dumars (40 on 2/21/94)

The Mavericks have won five straight and six of the last seven meetings...Dallas scored a series-record 131 points in a victory 131-113 victory at Detroit (4/6/22)...Michigan alum Tim Hardaway Jr. tallied a career-high 42 points in the Mavericks' 115-105 win at Detroit (4/29/21)...in their lone meeting in 2019-20, Dallas defeated Detroit 122-111 in Mexico City (12/12/19)...Luka Dončić racked up 41 points, 12 rebounds and 11 assists in just 34 minutes, recording the first triple-double in an NBA game in Mexico City and setting a new individual scoring record for a regular season game played there...Dallas scored a series-low 67 points on 2/3/08, with the previous low of 73 being set in the Mavericks' inaugural year (1980)...Pistons great Isiah Thomas dished out a Mavericks opponent-high 25 assists in a 124-119 win on 2/13/85...the meeting between Dallas and Detroit on 10/30/01 not only opened the 2001-02 season, but also marked the first regular-season game at American Airlines Center (the Mavericks won, 94-87).





GOLDEN STATE WARRIORS



Co-Executive Chairman & CEO Joe Lacob
 Co-Executive Chairman Peter Guber
 President of Basketball Operations/General Manager Bob Myers
 Head Coach Steve Kerr
 Assistant Coaches Ron Adams, Kenny Atkinson, Chris DeMarco, Bruce Fraser, DeJan Milojević
 Vice President, Player Health and Performance Dr. Rick Celebrini
 Director, Medical Services Drew Yoder
 Address 1 Warriors Way, San Francisco, CA 94158
 Phone 415-388-0100
 Arena (capacity) Chase Center (18,064)
 Radio KGMZ-FM (95.7 The Game): Tim Roye, Jim Barnett, Tom Tolbert
 TV NBC Sports Bay Area: Bob Fitzgerald, Kelenna Azubuike

GOLDEN STATE PR STAFF

Sr. Vice President, Communications
 Raymond Ridder (rridder@warriors.com)

Sr. Director, Public Relations
 Brett Winkler (bwinkler@warriors.com)

Director, Basketball Communications
 Michael Ravina (mravina@warriors.com)

Director, Publications & Statistical Information
 Darryl Arata (darata@warriors.com)

Manager, Public Relations
 Cole Lawrence (clawrence@warriors.com)

2021-22 SEASON SERIES RESULTS

Jan.5 vs. Dallas Dallas, 99-82
 Jan.25 @ Golden State Golden State, 130-92
 Feb.27 @ Golden State Dallas, 107-101
 Mar.3 vs. Dallas Dallas, 122-113

2022-23 REGULAR SEASON VS. WARRIORS

DATE	SITE	TIME/RESULT
Nov.29	Dallas	6:30 pm
Feb.4	Golden State	7:30 pm
Mar.22	Dallas	6:30 pm

2021-22 REGULAR SEASON VS. WARRIORS

DATE	SITE	RESULT
Jan.5	Dallas	W, 99-82
Jan.25	Golden State	L, 92-130
Feb.27	Golden State	W, 107-101
Mar.3	Dallas	W, 122-113

SERIES HISTORY VS. WARRIORS

	ALL-TIME	STREAKS	LAST WIN	LAST LOSS
Overall	89-85	Won 2	Mar.3	Jan.25
Home	51-33	Won 3	Mar.3	Feb.4
Road	38-52	Won 1	Feb.27	Jan.25

2021-22 DALLAS STATISTICS VS. GOLDEN STATE

PLAYER	GP-GS	MIN	FG-ATT	FG%	3FG-ATT	3FG%	FT-FTA	FT%	OFF	DEF	TOT/AVG	AST	PF-D	STL	TO	BLK	PTS	AVG
L. Dončić	4-4	138.0	39-82	.476	13-34	.382	35-40	.875	4	32	36/9.0	22	7-26	6	23	1	126	31.5
D. Finney-Smith	4-4	135.4	21-41	.512	10-19	.526	5-6	.833	9	14	23/5.8	5	5-5	2	3	3	57	14.3
J. Brunson	4-4	131.1	21-46	.457	3-8	.375	3-4	.750	0	11	11/2.8	18	9-8	2	9	1	48	12.0
S. Dinwiddie	2-0	60.0	16-25	.640	4-8	.500	5-8	.625	0	5	5/2.5	12	3-7	1	2	0	41	20.5
R. Bullock	4-2	127.0	12-35	.343	9-29	.310	5-5	1.000	2	10	12/3.0	6	9-2	5	3	4	38	9.5
T. Hardaway Jr.	2-0	35.7	8-19	.421	3-9	.333	5-5	1.000	0	3	3/1.5	2	1-6	1	1	1	24	12.0
D. Powell	4-3	74.6	7-14	.500	0-1	.000	7-10	.700	9	10	19/4.8	4	12-12	3	2	1	21	5.3
J. Green	4-0	57.6	6-16	.375	1-4	.250	0-0	.000	3	3	6/1.5	5	7-2	3	3	0	13	3.3
M. Kleber	3-2	77.1	4-17	.235	2-12	.167	2-3	.667	4	16	20/6.7	3	4-5	2	0	2	12	4.0
F. Ntilikina	2-0	19.4	4-7	.571	2-4	.500	0-0	.000	0	5	5/2.5	1	1-0	0	0	0	10	5.0
K. Porzingis	1-1	25.4	4-15	.267	1-7	.143	0-0	.000	1	6	7/7.0	1	2-1	1	3	2	9	9.0
D. Bertāns	2-0	31.6	2-8	.250	2-8	.250	1-1	1.000	0	5	5/2.5	0	3-2	0	0	1	7	3.5
S. Brown	2-0	18.4	2-3	.667	1-2	.500	2-2	1.000	0	4	4/2.0	1	1-1	0	1	0	7	3.5
T. Burke	1-0	7.5	2-5	.400	0-3	.000	0-0	.000	0	0	0/0.0	1	0-0	0	0	0	4	4.0
M. Chriss	2-0	12.5	1-7	.143	1-2	.500	0-0	.000	1	3	4/2.0	1	2-2	1	0	1	3	1.5
T. Pinson	2-0	8.8	0-1	.000	0-1	.000	0-0	.000	1	1	2/1.0	2	0-0	0	0	0	0	0.0
TEAM	43-20	960.0	149-341	.437	52-151	.344	70-84	.833	34	128	162/40.5	84	66-79	27	50	17	420	105.0

2021-22 GOLDEN STATE STATISTICS VS. DALLAS

PLAYER	GP-GS	MIN	FG-ATT	FG%	3FG-ATT	3FG%	FT-FTA	FT%	OFF	DEF	TOT/AVG	AST	PF-D	STL	TO	BLK	PTS	AVG
S. Curry	4-4	143.5	31-80	.388	10-34	.294	8-12	.667	3	24	27/6.8	31	8-11	4	13	1	80	20.0
A. Wiggins	4-4	129.2	26-57	.456	6-19	.316	8-17	.471	8	7	15/3.8	12	12-15	8	5	2	66	16.5
J. Poole	4-0	95.9	17-37	.459	5-20	.250	11-11	1.000	0	13	13/3.3	9	5-10	3	6	1	50	12.5
J. Kuminga	4-0	64.9	14-25	.560	7-12	.583	8-8	1.000	1	12	13/3.3	2	10-6	2	7	2	43	10.8
G. Payton II	4-3	83.7	17-24	.708	3-9	.333	0-0	.000	4	13	17/4.3	7	9-2	6	2	2	37	9.3
K. Thompson	2-2	53.9	12-29	.414	5-13	.385	2-2	1.000	0	5	5/2.5	8	2-1	0	3	1	31	15.5
K. Looney	4-4	95.3	11-15	.733	0-0	.000	0-3	.000	10	24	34/8.5	10	9-7	3	3	2	22	5.5
D. Lee	3-0	56.1	8-15	.533	3-7	.429	2-2	1.000	1	5	6/2.0	4	5-1	4	2	0	21	7.0
M. Moody	4-1	49.8	8-14	.571	5-8	.625	0-0	.000	3	5	8/2.0	2	3-2	0	1	0	21	5.3
O. Porter Jr.	3-1	62.1	7-16	.438	3-8	.375	3-4	.750	6	9	15/5.0	2	5-3	2	2	1	20	6.7
N. Bjelica	4-0	56.4	7-16	.438	1-5	.200	4-4	1.000	4	16	20/5.0	8	5-4	4	5	1	19	4.8
J. Toscano-Anderson	4-0	29.1	5-11	.455	0-3	.000	2-4	.500	2	7	9/2.3	3	4-3	2	1	0	12	3.0
D. Green	1-1	31.8	1-4	.250	0-1	.000	0-0	.000	0	3	3/3.0	4	2-1	2	5	1	2	2.0
Q. Weatherspoon	1-0	1.6	1-1	1.000	0-0	.000	0-0	.000	0	0	0/0.0	0	0-0	0	0	0	2	2.0
C. Chiozza	2-0	6.7	0-1	.000	0-1	.000	0-0	.000	0	0	0/0.0	2	0-0	0	0	0	0	0.0
TEAM	48-20	959.9	165-345	.478	48-140	.343	48-67	.716	42	143	185/46.3	104	79-66	40	55	14	426	106.5





2022-23 VS MAVERICKS

Nov. 29 at Dallas
Feb. 4 at San Francisco
Mar. 22 at Dallas

2021-22 SEASON

53-29 (.646)
in Pacific

PLAYOFFS

Defeated Denver, 4-1
Defeated Memphis, 4-2
Defeated Dallas, 4-1
Defeated Boston, 4-2

2021-22 REGULAR SEASON INDIVIDUAL BESTS				2021-22 REGULAR SEASON WARRIORS BESTS				2021-22 REGULAR SEASON TEAM			
Points	41	Luka Dončić vs. GSW	3/3/22	Points	27	Stephen Curry @ GSW	2/27/22	Biggest Win	17	vs. GSW	1/5/22
Rebounds	11	Luka Dončić @ GSW	2/27/22	Rebounds	11	Gary Payton II vs. GSW	1/5/22	Biggest Loss	38	@ GSW	1/25/22
Assists	9	Luka Dončić vs. GSW	3/3/22	Assists	10	Stephen Curry @ GSW	2/27/22				

DATE	SITE	W/L	SCORE	DATE	SITE	W/L	SCORE	DATE	SITE	W/L	SCORE	DATE	SITE	W/L	SCORE	DATE	SITE	W/L	SCORE
10/25/80	GOS	L	79-86	12/4/87	DAL	W	116-95	2/19/96	DAL	L	100-112	10/29/03	GSW	W	95-87	2/9/13	DAL	W	116-91
12/20/80	DAL	L	98-101	1/9/88	GOS	W	115-99	4/8/96	GOS	W	104-102	1/7/04	DAL	W	105-99	11/27/13	DAL	W	103-99
1/7/81	GOS	W	111-109	2/19/88	DAL	W	113-100	12/26/96	DAL	L	108-113	2/3/04	DAL	W	107-93	12/11/13	GSW	L	93-95
3/6/81	GOS	L	109-115	3/14/88	DAL	W	121-101	1/21/97	GSW	L	93-105	4/11/04	GSW	L	107-108	3/11/14	GSW	L	85-108
3/12/81	DAL	W	120-118	4/13/88	GOS	L	110-112	1/21/97	GSW	L	93-105	11/8/04	DAL	W	101-98*	4/11/14	DAL	L	120-122*
11/14/81	DAL	L	112-118	12/3/88	DAL	W	117-111	2/13/97	DAL	L	99-107	12/14/04	DAL	L	107-111	12/13/14	DAL	L	98-105
1/2/82	GOS	L	100-119	1/11/89	GOS	L	106-107	4/3/97	GSW	L	90-106	2/15/05	GSW	W	114-107	2/4/15	GSW	L	114-128
2/25/82	DAL	L	104-106	2/24/89	DAL	L	92-127	4/3/97	GSW	L	90-106	3/23/05	GSW	W	109-97	3/6/15	GSW	L	89-104
3/4/82	GOS	L	98-104	3/15/89	GOS	L	100-113	11/20/97	DAL	L	97-101*	12/30/05	DAL	L	109-111	4/4/15	DAL	L	110-123
4/3/82	DAL	L	102-107	12/5/89	DAL	W	107-88	12/16/97	GSW	L	92-103	1/25/06	GSW	W	102-93	12/30/15	DAL	W	114-91
12/2/82	DAL	W	110-100	1/10/90	GOS	L	119-123	12/16/97	GSW	L	92-103	3/23/06	DAL	L	121-122	12/7/16	GSW	L	107-127
12/14/82	GOS	L	113-122	3/27/90	DAL	W	118-108	3/19/98	DAL	W	88-82*	4/12/06	GSW	L	102-114	3/18/16	DAL	L	112-130
1/18/83	GOS	W	112-102	4/12/90	GOS	W	140-133	4/16/98	GSW	L	82-88	11/6/06	DAL	L	104-107	3/25/16	GSW	L	120-128
3/22/83	DAL	W	111-102	2/7/91	DAL	W	102-101	4/16/98	GSW	L	82-88	3/12/07	GSW	L	100-117	11/9/16	GSW	L	95-116
3/29/83	GOS	L	106-109	2/18/91	GOS	W	107-101	2/7/99	GSW	W	102-99**	4/17/07	GSW	L	82-111	12/30/16	GSW	L	99-108
11/26/83	DAL	W	115-109	3/16/91	DAL	L	105-117	2/19/99	GSW	L	79-84	11/8/07	GSW	W	120-115	3/21/17	DAL	L	87-112
12/10/83	GOS	W	126-123*	4/13/91	GOS	L	114-132	2/19/99	GSW	L	79-84	1/2/08	DAL	W	121-99	10/23/17	DAL	L	103-133
1/25/84	DAL	W	112-101*	12/5/91	GOS	L	107-117	4/10/99	DAL	L	90-91	3/30/08	GSW	L	104-114	12/14/17	GSW	L	97-112
3/10/84	DAL	W	120-103	1/18/92	DAL	L	141-143	5/1/99	DAL	W	105-94	4/2/08	DAL	W	111-86	1/3/18	DAL	L	122-125
4/15/84	GOS	L	96-98	2/24/92	DAL	L	131-138	11/2/99	DAL	W	108-96	1/28/09	DAL	W	117-93	2/8/18	GSW	L	103-121
11/15/84	GOS	L	112-117	4/8/92	GOS	L	91-110	11/6/99	GSW	W	120-87	3/13/09	GSW	L	110-119	11/17/18	DAL	W	112-109
1/15/85	GOS	W	149-104	12/23/92	GOS	L	97-111	11/1/00	GSW	W	109-102	3/25/09	DAL	W	128-106	12/22/18	GSW	L	116-120
2/6/85	DAL	W	129-103	12/26/92	DAL	L	96-110	1/25/00	DAL	W	117-103	11/24/09	DAL	L	103-111	1/13/19	DAL	L	114-119
3/26/85	DAL	W	134-107	4/2/93	DAL	L	93-134	12/2/00	GSW	W	97-78	2/3/10	DAL	W	110-101	3/23/19	GSW	W	126-91
4/2/85	GOS	W	127-121	4/10/93	GOS	L	94-100	2/3/01	DAL	W	101-95	2/8/10	GSW	W	127-117	11/20/19	DAL	W	142-94
12/3/85	GOS	W	107-100	11/6/93	DAL	L	89-93	3/9/01	DAL	W	102-73	3/27/10	GSW	W	110-90	12/28/19	GSW	W	141-121
12/7/85	DAL	W	120-110	11/30/93	GOS	L	91-103	4/16/01	GSW	W	110-101	12/7/10	DAL	W	105-100	1/14/20	GSW	W	124-97
1/11/86	DAL	W	127-123*	3/19/94	DAL	L	107-116	11/27/01	DAL	W	116-106	3/16/11	GSW	W	112-106	2/4/21	DAL	L	116-147
3/1/86	DAL	W	119-110	4/11/94	GOS	L	108-122	12/1/01	GSW	W	111-82	3/20/11	DAL	W	101-73	2/6/21	DAL	W	134-132
4/8/86	GOS	L	115-129	12/20/94	GOS	W	110-107	3/9/02	DAL	W	107-105	4/2/11	GSW	L	92-99	4/27/21	GSW	W	133-103
12/6/86	GOS	W	109-104	1/18/95	GOS	L	108-121	3/16/02	GSW	W	117-100	3/10/12	GSW	L	87-111	1/5/22	DAL	W	99-82
2/21/87	DAL	W	122-111*	3/13/95	GOS	W	130-125	11/4/02	DAL	W	107-100	4/12/12	GSW	W	112-103	1/25/22	GSW	L	92-130
2/23/87	GOS	W	121-95	4/10/95	DAL	L	112-123	12/7/02	GSW	W	121-116	4/20/12	DAL	W	104-94	2/27/22	GSW	W	107-101
4/3/87	DAL	W	136-116	11/4/95	DAL	W	99-84	3/14/03	GSW	W	116-114	11/19/12	DAL	L	101-105*	3/3/22	DAL	W	122-113
4/9/87	GOS	W	125-100	12/30/95	DAL	W	110-94	4/12/03	DAL	W	117-108	1/31/13	GSW	L	97-100	--	--	--	--

*overtime

SERIES INFORMATION & NOTES

Overall Series 89-80

Home games vs. Golden State 51-33

Road games at Golden State 38-47

Current series streak Dallas won last two

in Dallas Dallas won last three

in Oakland/San Francisco Dallas won last game

DALLAS

Last home win 122-113 (3/3/22)

Last road win 107-101 (2/27/22)

Largest margin of victory 48 (142-94, 11/20/19)

High point total 149 (1/15/85)

Low point total 79 (twice)

GOLDEN STATE

Last home win 130-92 (1/25/22)

Last road win 147-116 (2/4/21)

Largest margin of victory 41 (134-93, 4/2/93)

High point total 147 (2/4/21)

Low point total 73 (twice)

Series scoring record vs. Golden State

Dirk Nowitzki (51 on 3/23/06)

Series scoring record vs. Dallas

Stephen Curry (57 on 2/6/21)

The Mavericks have taken nine of the last 11 regular-season meetings, after the Warriors won 19 of the previous 21...the Mavericks overcame a 21-point deficit, including a 19-point fourth-quarter deficit, to record a 107-101 win at Golden State (2/27/22), marking the first time since November 2007 that the Warriors lost a game after leading by 20+ points...Dallas went on a 28-0 run spanning the first and second quarters in its 133-103 win at Golden State (4/27/21), marking the most unanswered points by any team in 2020-21 and the longest such scoring run by the Mavericks over the last 20 years...Stephen Curry scored a series-record 57 points in a 134-132 loss at American Airlines Center (2/6/21)...Curry connected on 11 3-pointers (11-19 3FG) at Dallas (2/6/21), tying his own personal record for the most triples by an opposing player against the Mavericks (11-19 3FG, at DAL 1/13/19)...the Mavericks defeated the Warriors by 48 (142-94) at home on 11/20/19, marking the largest margin of victory by either team in the all-time series...Luka Dončić recorded three straight triple-doubles through three quarters of play against the Warriors (23-11-10 at GSW 3/23/19; 35-10-11 vs. GSW 11/20/19; 31-12-15 at GSW 12/28/19), becoming the only player over the last 20 seasons to accomplish the feat...in their final trip to Oracle Arena, the Mavericks snapped a 12-game road game losing streak against the Warriors with a 35-point win (126-91) on 3/23/19...the 35-point win was also their largest margin of victory over a defending champion in franchise history...Curry scored a then series-high-tying 51 points against Dallas at home on 2/4/15...on 3/27/10, Rodrigue Beaubois registered a career-high 40 points (9-11 3FG) while becoming just the third Maverick rookie to score 40+ points in a game and the first rookie in league history to connect on 9 3-pointers...in 2006-07, the Warriors were the only team Dallas didn't defeat (0-3)...in 2005-06, the Warriors, along with the Lakers, were one of just two teams to take the season series from the 60-win Mavericks...on 3/23/06, Dirk Nowitzki set a then series-high scoring mark when he went for 51 points in a 122-121 loss to the Warriors...Mark Aguirre set Mavericks rookie records by going 18-of-40 from the field and scoring 42 points in a 118-112 loss to the Warriors on 11/14/81.





HOUSTON ROCKETS



Owner Tilman J. Fertitta
 General Manager Rafael Stone
 Head Coach Stephen Silas
 Assistant Coaches John Lucas, Jeff Hornacek, Will Weaver, Rick Higgins, DeSagana Diop
 Medical Director Dr. David Crumbie
 Head Athletic Trainer/Director of Athlete Care & Science Jason Biles
 Address Toyota Center, 1510 Polk Street, Houston, TX 77002
 Home Court Toyota Center (18,055) - 2003
 Team Colors Red, black, silver and white
 Television AT&T SportsNet: Craig Ackerman, Ryan Hollins, Cayleigh Griffin
 Radio KBME (790 AM): Matt Thomas
 Spanish Radio TUDN (1010 AM): Adrian Chavarria
 Phone 713-758-7200
 Twitter @HoustonRockets (@RocketsPR)

HOUSTON PR STAFF

VP, Media and Player Relations
 Tracey Hughes (traceyh@rocketball.com)

 Senior Manager, Media Relations
 Sean McCloskey (seanm@rocketball.com)

 Media Relations Coordinator
 Tomorrow Huff (tomorrowh@rocketball.com)

2021-22 SEASON SERIES RESULTS

Oct.26 vs. Dallas Dallas, 116-106
 Jan.7 @ Houston Dallas, 130-106
 Mar.11 @ Houston Dallas, 113-100
 Mar.23 vs. Dallas Dallas, 110-91

2022-23 REGULAR SEASON VS. ROCKETS

DATE	SITE	TIME/RESULT
Nov.16	Dallas	7:30 pm
Dec.23	Houston	7:00 pm
Dec.29	Dallas	7:30 pm
Jan.2	Houston	7:00 pm

2021-22 REGULAR SEASON VS. ROCKETS

DATE	SITE	RESULT
Oct.26	Dallas	W, 116-106
Jan.7	Houston	W, 130-106
Mar.11	Houston	W, 113-100
Mar.23	Dallas	W, 110-91

SERIES HISTORY VS. ROCKETS

	ALL-TIME	STREAKS	LAST WIN	LAST LOSS
Overall	89-100	Won 4	Mar.23	Apr.7
Home	49-45	Won 2	Mar.23	Jan.23
Road	40-55	Won 2	Mar.11	Apr.7

2021-22 DALLAS STATISTICS VS. HOUSTON

PLAYER	GP-GS	MIN	FG-ATT	FG%	3FG-ATT	3FG%	FT-FTA	FT%	OFF	DEF	TOT/AVG	AST	PF-D	STL	TO	BLK	PTS	AVG
D. Powell	4-4	98.8	24-32	.750	0-1	.000	13-17	.765	12	16	28/7.0	8	12-21	2	4	4	61	15.3
L. Dončić	2-2	70.0	19-44	.432	6-17	.353	12-15	.800	3	25	28/14.0	13	4-13	2	9	3	56	28.0
J. Brunson	3-2	82.9	21-38	.553	1-7	.143	11-13	.846	2	10	12/4.0	24	8-11	2	5	0	54	18.0
R. Bullock	4-3	110.4	16-38	.421	12-32	.375	0-0	.000	1	17	18/4.5	8	5-0	3	2	1	44	11.0
S. Dinwiddie	2-2	66.8	14-26	.538	5-10	.500	9-12	.750	0	7	7/3.5	13	5-6	3	4	2	42	21.0
T. Hardaway Jr.	2-1	53.9	11-23	.478	7-17	.412	6-11	.545	1	5	6/3.0	7	2-8	2	0	0	35	17.5
D. Finney-Smith	3-3	90.4	12-26	.462	3-15	.200	3-5	.600	5	9	14/4.7	5	3-4	3	1	3	30	10.0
J. Green	4-1	84.2	11-21	.524	2-5	.400	5-6	.833	6	6	12/3.0	3	10-5	6	1	2	29	7.3
M. Kleber	4-1	67.5	8-17	.471	5-12	.417	2-3	.667	6	23	29/7.3	3	16-4	1	7	1	23	5.8
T. Burke	3-0	42.1	9-21	.429	2-6	.333	2-2	1.000	1	1	2/0.7	3	3-1	0	5	0	22	7.3
F. Ntilikina	3-0	41.3	10-18	.556	2-7	.286	0-0	.000	2	4	6/2.0	9	10-0	2	5	0	22	7.3
S. Brown	4-0	61.8	5-14	.357	1-8	.125	0-0	.000	0	9	9/2.3	3	5-0	1	3	1	11	2.8
B. Marjanović	2-0	11.1	5-6	.833	0-0	.000	1-2	.500	2	2	4/2.0	1	1-1	0	0	0	11	5.5
K. Porzingis	1-1	19.5	2-10	.200	1-4	.250	4-6	.667	1	2	3/3.0	1	0-3	0	1	0	9	9.0
D. Bertāns	1-0	21.3	2-10	.200	1-7	.143	1-2	.500	1	4	5/5.0	1	2-3	0	1	0	6	6.0
M. Chriss	2-0	12.4	2-4	.500	0-0	.000	2-4	.500	1	3	4/2.0	1	3-2	1	2	0	6	3.0
M. Brown	2-0	14.1	2-4	.500	0-0	.000	1-4	.250	0	5	5/2.5	0	2-2	0	2	3	5	2.5
M. Wright	1-0	3.3	1-3	.333	0-0	.000	1-1	1.000	1	0	1/1.0	0	0-1	0	0	0	3	3.0
W. Cauley-Stein	1-0	5.2	0-0	.000	0-0	.000	0-0	.000	0	1	1/1.0	0	0-0	2	1	0	0	0.0
T. Pinson	1-0	3.1	0-2	.000	0-2	.000	0-0	.000	0	0	0/0.0	0	0-0	0	0	0	0	0.0
TEAM	49-20	960.0	174-357	.487	48-150	.320	73-103	.709	45	149	194/48.5	103	91-85	30	53	20	469	117.3

2021-22 HOUSTON STATISTICS VS. DALLAS

PLAYER	GP-GS	MIN	FG-ATT	FG%	3FG-ATT	3FG%	FT-FTA	FT%	OFF	DEF	TOT/AVG	AST	PF-D	STL	TO	BLK	PTS	AVG
K. Porter Jr.	4-4	113.6	20-41	.488	8-20	.400	4-6	.667	2	13	15/3.8	21	17-9	2	13	2	52	13.0
C. Wood	3-3	87.7	18-39	.462	4-16	.250	8-16	.500	3	27	30/10.0	5	10-16	2	5	1	48	16.0
J. Green	4-4	120.3	16-46	.348	3-17	.176	6-8	.750	2	11	13/3.3	10	4-4	3	8	1	41	10.3
J. Christopher	3-0	63.9	14-33	.424	1-10	.100	6-8	.750	2	8	10/3.3	4	5-8	4	6	0	35	11.7
J. Tate	3-3	75.5	14-30	.467	3-8	.375	3-6	.500	8	8	16/5.3	7	12-4	1	7	1	34	11.3
E. Gordon	4-3	92.4	9-22	.409	3-12	.250	12-13	.923	0	4	4/1.0	9	2-7	4	1	1	33	8.3
A. Sengun	3-1	56.2	10-25	.400	2-7	.286	3-6	.500	5	13	18/6.0	5	9-10	5	3	0	25	8.3
G. Mathews	3-0	68.5	6-18	.333	4-16	.250	8-9	.889	2	4	6/2.0	4	7-11	5	2	3	24	8.0
K. Martin Jr.	4-1	69.9	8-21	.381	1-7	.143	4-8	.500	2	13	15/3.8	1	6-5	1	2	1	21	5.3
B. Fernando	2-0	26.1	9-9	1.000	0-0	.000	2-2	1.000	2	10	12/6.0	0	5-1	0	2	2	20	10.0
D. Nwaba	3-0	49.5	6-12	.500	1-5	.200	6-9	.667	1	7	8/2.7	5	1-5	0	0	1	19	6.3
D. Theis	1-1	29.2	5-11	.455	3-4	.750	2-2	1.000	4	6	10/10.0	1	2-2	0	1	1	15	15.0
D. Schroder	2-0	44.6	4-12	.333	0-2	.000	6-7	.857	0	3	3/1.5	8	3-7	1	3	0	14	7.0
D. House Jr.	1-0	9.0	3-4	.750	2-3	.667	0-0	.000	1	3	4/4.0	1	0-0	1	0	0	8	8.0
A. Brooks	1-0	14.7	3-8	.375	1-6	.167	0-0	.000	0	2	2/2.0	0	1-0	0	2	0	7	7.0
D. Augustin	1-0	11.1	1-3	.333	1-2	.500	0-0	.000	0	0	0/0.0	2	0-1	0	1	0	3	3.0
T. Queen	1-0	7.5	1-3	.333	1-3	.333	0-0	.000	0	1	1/1.0	0	1-0	0	0	0	3	3.0
D. Nix	3-0	17.0	0-4	.000	0-2	.000	1-2	.500	1	4	5/1.7	4	0-1	1	0	0	1	0.3
U. Garuba	1-0	3.3	0-0	.000	0-0	.000	0-0	.000	0	1	1/1.0	0	0-0	0	0	0	0	0.0
TEAM	47-20	960.0	147-341	.431	38-140	.271	71-102	.696	35	138	173/43.3	87	85-91	30	56	14	403	100.8





2022-23 VS MAVERICKS

Nov. 16 at Dallas
Dec. 23 at Houston
Dec. 29 at Dallas
Jan. 2 at Houston

2021-22 SEASON

20-62 (.244)
in Southwest

PLAYOFFS

Did not qualify

Table with 3 columns: 2021-22 REGULAR SEASON INDIVIDUAL BESTS, 2021-22 REGULAR SEASON ROCKETS BESTS, 2021-22 REGULAR SEASON TEAM. Includes stats for Points, Rebounds, and Assists.

Main game log table with columns: DATE, SITE, W/L, SCORE, DATE, SITE, W/L, SCORE, DATE, SITE, W/L, SCORE, DATE, SITE, W/L, SCORE, DATE, SITE, W/L, SCORE. Lists game results from 10/29/80 to 1/10/87.

SERIES INFORMATION & NOTES

Overall series 89-100
Home games vs. Rockets 49-43
Road games at Rockets 40-55
Neutral site games Houston 2-0
Current series streak Dallas won last four
in Dallas Dallas won last two
in Houston Dallas won last two

DALLAS

Last home win 110-91 (3/23/22)
Last road win 113-100 (3/11/22)
Largest margin of victory 35 (131-96, 1/19/86)
High point total 156 (2OT) (4/11/95)
Low point total 68 (2/4/81)

HOUSTON

Last home win 102-93 (4/7/21)
Last road win 133-108 (1/23/21)
Largest margin of victory 48 (116-68, 2/4/81)
High point total 153 (OT) (7/31/20)
Low point total 72 (3/21/06)

Series scoring record vs. Houston

Dirk Nowitzki (53 on 12/2/04)

Series scoring record vs. Dallas

James Harden (49 on 7/31/20 in OT)

The Mavericks swept the 2021-22 season series, 4-0, after the Rockets won 20 of the previous 27 meetings...Houston produced the highest-scoring outing by a Dallas opponent ever in its 153-149 overtime win in Orlando on 7/31/20...James Harden finished with 49 points on 7/31/20, which also marked the highest individual scoring effort by a Rocket in the all-time series...Devin Harris and J.J. Barea both delivered historically efficient performances off the bench in the Mavericks' 128-108 win at Houston (11/28/18)...Harris recorded 20 points and 4 assists in 15 minutes, while Barea posted 13 points and 12 assists in 18 minutes (both performances were the first of their kind by reserves since the NBA began tracking subs on the box score in 1970-71)...Dirk Nowitzki became the 13th player in NBA history to reach the 26,000-point mark vs. Houston (1/29/14)...two of the top individual performances of the 2004-05 season took place on 12/2/04 when Nowitzki poured in a career-high 53 points and Tracy McGrady recorded a 48-point effort in Dallas' 113-106 overtime win...Dallas recorded a franchise-high 20 steals in a 101-98 loss to the Rockets on 3/7/04...on 4/11/95, the Mavericks' 156-147 double-overtime victory was the top team scoring game in club history.





INDIANA PACERS



Chairman, CEO and NBA Governor Herbert Simon
 Vice Chairman and NBA Alternate Governor Steve Simon
 Vice Chairman Jim Morris
 President of Basketball Operations Kevin Pritchard
 General Manager Chad Buchanan
 Head Coach Rick Carlisle
 Assistant Coaches Lloyd Pierce, Ronald Nored, Mike Weinar, Jenny Boucek
 Senior Director of Medical Operations/Head Athletic Trainer Josh Corbeil
 Radio 1070 The Fan/93.5 FM Broadcasters: Mark Boyle
 TV Bally Sports Indiana Broadcasters: Quinn Buckner, Chris Denari, Jeremiah Johnson, Eddie Gill
 Arena (Capacity) Gainbridge Fieldhouse 17,923

INDIANA PR STAFF

Vice President of Basketball Communications & Media Relations
 Michael Preston (mpreston@pacers.com)

Associate Director of Media Relations
 Krissy Myers (kmyers@pacers.com)

Public Relations Manager
 Wes Kaminski (wkaminski@pacers.com)

Senior Media Advisor
 David Benner

2021-22 SEASON SERIES RESULTS

Dec.10 @ Indiana
 Jan.29 vs. Dallas
 Indiana, 106-93
 Dallas, 132-105

2022-23 REGULAR SEASON VS. PACERS

DATE	SITE	TIME/RESULT
Feb.28	Dallas	7:30 pm
Mar.27	Indiana	6:00 pm

2021-22 REGULAR SEASON VS. PACERS

DATE	SITE	RESULT
Dec.10	Indiana	L, 93-106
Jan.29	Dallas	W, 132-105

SERIES HISTORY VS. PACERS

	ALL-TIME	STREAKS	LAST WIN	LAST LOSS
Overall	47-34	Won 1	Jan.29	Dec.10
Home	27-14	Won 1	Jan.29	Mar.26
Road	20-20	Lost 1	Jan.20	Dec.10

2021-22 DALLAS STATISTICS VS. INDIANA

PLAYER	GP-GS	MIN	FG-ATT	FG%	3FG-ATT	3FG%	FT-FTA	FT%	OFF	DEF	TOT/AVG	AST	PF-D	STL	TO	BLK	PTS	AVG
L. Dončić	2-2	68.6	23-46	.500	5-17	.294	6-11	.545	3	12	15/7.5	21	4-10	2	4	3	57	28.5
J. Brunson	2-1	63.3	13-24	.542	1-3	.333	0-0	.000	2	6	8/4.0	9	1-4	3	3	0	27	13.5
K. Porzingis	2-2	42.0	11-22	.500	2-7	.286	3-4	.750	2	1	3/1.5	2	5-2	0	0	0	27	13.5
R. Bullock	2-1	45.7	8-13	.615	6-10	.600	1-1	1.000	0	4	4/2.0	0	0-1	1	1	0	23	11.5
M. Kleber	2-1	36.4	5-12	.417	3-7	.429	4-4	1.000	2	14	16/8.0	2	5-5	1	0	0	17	8.5
T. Hardaway Jr.	1-0	29.8	7-15	.467	1-9	.111	0-0	.000	1	3	4/4.0	2	1-1	3	2	0	15	15.0
J. Green	2-0	28.3	5-9	.556	0-1	.000	4-4	1.000	2	0	2/1.0	3	6-2	1	1	0	14	7.0
D. Powell	2-1	42.2	6-10	.600	0-1	.000	0-1	.000	4	4	8/4.0	2	5-7	2	2	3	12	6.0
D. Finney-Smith	2-2	65.9	3-8	.375	0-3	.000	3-3	1.000	4	8	12/6.0	3	3-2	1	3	1	9	4.5
F. Ntilikina	2-0	22.2	3-6	.500	0-1	.000	3-4	.750	0	2	2/1.0	2	2-2	0	0	0	9	4.5
M. Brown	1-0	9.1	2-3	.667	0-0	.000	1-1	1.000	0	1	1/1.0	0	1-1	0	0	0	5	5.0
M. Chriss	1-0	16.4	2-8	.250	0-0	.000	0-1	.000	3	5	8/8.0	3	4-3	1	1	2	4	4.0
T. Burke	1-0	5.1	1-3	.333	1-3	.333	0-0	.000	0	0	0/0.0	0	0-0	0	0	0	3	3.0
T. Pinson	1-0	5.1	1-1	1.000	1-1	1.000	0-0	.000	0	0	0/0.0	0	0-0	0	0	0	3	3.0
TEAM	23-10	480.0	90-180	.500	20-63	.317	25-34	.735	23	60	83/41.5	49	37-40	15	17	9	225	112.5

2021-22 INDIANA STATISTICS VS. DALLAS

PLAYER	GP-GS	MIN	FG-ATT	FG%	3FG-ATT	3FG%	FT-FTA	FT%	OFF	DEF	TOT/AVG	AST	PF-D	STL	TO	BLK	PTS	AVG
D. Sabonis	2-2	63.4	17-23	.739	2-3	.667	9-11	.818	5	20	25/12.5	15	8-12	1	5	1	45	22.5
C. LeVert	2-2	64.1	15-33	.455	6-10	.600	4-5	.800	3	5	8/4.0	9	2-4	2	2	1	40	20.0
D. Washington Jr.	1-0	25.2	9-17	.529	3-6	.500	1-1	1.000	0	3	3/3.0	3	2-1	0	0	0	22	22.0
C. Duarte	2-2	47.4	7-21	.333	0-8	.000	6-6	1.000	2	5	7/3.5	4	3-5	1	2	0	20	10.0
M. Turner	1-1	36.7	6-11	.545	3-7	.429	2-2	1.000	3	7	10/10.0	0	4-3	0	0	1	17	17.0
O. Brissett	2-0	48.6	5-11	.455	1-2	.500	3-6	.500	2	12	14/7.0	3	4-3	1	4	0	14	7.0
M. Brogdon	1-1	37.2	5-15	.333	2-9	.222	0-0	.000	0	2	2/2.0	8	2-3	1	3	0	12	12.0
I. Jackson	1-0	18.4	5-8	.625	1-1	1.000	1-2	.500	4	2	6/6.0	1	6-2	1	2	3	12	12.0
K. Martin	1-0	20.3	3-6	.500	2-4	.500	0-0	.000	2	1	3/3.0	1	1-0	0	0	1	8	8.0
J. Holiday	1-1	23.9	3-9	.333	1-7	.143	0-0	.000	0	2	2/2.0	2	1-0	0	1	0	7	7.0
J. Lamb	2-0	28.0	2-8	.250	1-5	.200	0-0	.000	0	4	4/2.0	3	3-3	1	1	1	5	2.5
T. Taylor	1-0	12.0	1-2	.500	0-1	.000	1-2	.500	1	1	2/2.0	0	0-1	0	0	2	3	3.0
L. Stephenson	1-0	16.1	1-5	.200	0-1	.000	0-0	.000	0	2	2/2.0	3	1-0	0	1	0	2	2.0
K. Sykes	1-0	5.4	1-3	.333	0-1	.000	0-0	.000	0	0	0/0.0	0	0-0	0	0	0	2	2.0
B. Wanamaker	1-0	11.2	1-2	.500	0-0	.000	0-0	.000	0	1	1/1.0	1	2-0	0	1	0	2	2.0
T. Craig	2-1	22.2	0-4	.000	0-4	.000	0-0	.000	1	1	2/1.0	0	1-0	0	0	0	0	0.0
TEAM	22-10	479.9	81-178	.455	22-69	.319	27-35	.771	23	68	91/45.5	53	40-37	8	22	10	211	105.5





2022-23 VS MAVERICKS

Feb. 28 at Dallas
Mar. 27 at Indiana

2021-22 SEASON

25-57 (.305)
in Central

PLAYOFFS

Did not qualify

2021-22 REGULAR SEASON INDIVIDUAL BESTS				2021-22 REGULAR SEASON PACERS BESTS				2021-22 REGULAR SEASON TEAM			
Points	30	Luka Dončić vs. IND	1/29/22	Points	26	Caris LeVert @ IND	12/10/21	Biggest Win	27	vs. IND	1/29/22
Rebounds	14	Maxi Kleber vs. IND	1/29/22	Rebounds	15	Domantas Sabonis vs. IND	1/29/22	Biggest Loss	13	@ IND	12/10/21
Assists	12	Luka Dončić vs. IND	1/29/22	Assists	8	Domantas Sabonis vs. IND	1/29/22, Malcolm Brogdon @ IND	12/10/21			

DATE	SITE	W/L	SCORE	DATE	SITE	W/L	SCORE	DATE	SITE	W/L	SCORE	DATE	SITE	W/L	SCORE	DATE	SITE	W/L	SCORE	
1/24/81	IND	L	89-107	4/10/89	DAL	L	103-110	1/10/98	DAL	L	79-84	1/12/07	IND	W	115-113*	3/12/16	DAL	L	105-112	
2/27/81	DAL	L	111-118	1/2/90	DAL	W	110-106	2/13/98	IND	W	85-82**	1/12/07	IND	L	107-111	10/26/16	IND	L	121-130*	
2/6/82	IND	W	95-89	2/23/90	IND	W	102-91	2/21/00	IND	L	93-94	3/14/08	DAL	W	116-97	12/9/16	DAL	W	111-103	
3/7/82	DAL	L	106-108	2/5/91	DAL	W	114-109	3/14/00	L	DAL	W	111-90	11/25/08	DAL	W	109-106	12/27/17	IND	W	98-94
1/25/83	IND	W	134-126	2/27/91	IND	W	108-104	11/2/00	DAL	W	94-88	3/20/09	IND	W	94-92	2/26/18	DAL	W	109-103	
3/17/83	DAL	W	120-105	11/27/91	DAL	W	113-106	12/13/00	IND	L	92-97	11/27/09	IND	W	113-92	1/19/19	IND	L	99-111	
12/14/83	DAL	W	117-109	12/13/91	IND	L	108-124	1/12/02	DAL	W	111-102	2/22/10	DAL	W	91-82	2/27/19	DAL	W	110-101	
1/21/84	IND	W	118-111	2/5/93	DAL	W	105-104	2/5/02	IND	W	141-140**	1/12/11	IND	L	89-102	2/3/20	IND	W	112-103	
10/31/84	IND	W	101-100	2/28/93	IND	L	96-110	11/28/02	IND	L	98-110	3/4/11	DAL	W	116-108	3/8/20	DAL	L	109-112	
3/5/85	DAL	W	108-102	2/17/94	DAL	L	73-84	12/17/02	DAL	W	118-97	2/3/12	DAL	L	87-98	1/20/21	IND	W	124-112	
11/23/85	DAL	W	117-104	2/22/94	IND	L	101-107	1/9/04	DAL	L	80-92	11/16/12	IND	L	83-103	3/26/21	DAL	L	94-109	
3/24/86	IND	W	126-120	1/6/95	DAL	W	103-92	3/24/04	IND	L	99-103	3/28/13	DAL	L	87-103	12/10/21	IND	L	93-106	
1/5/87	DAL	L	135-144	2/26/95	IND	L	92-100	1/8/05	DAL	W	121-101	2/12/14	IND	W	81-73	1/29/22	DAL	W	132-105	
1/17/87	IND	W	119-115**	12/22/95	IND	L	79-90	2/4/05	IND	L	94-95	3/9/14	DAL	W	105-94	--	--	--	--	
12/23/87	IND	W	110-109	1/9/96	DAL	L	84-91	12/6/05	IND	W	84-75	11/24/14	DAL	L	100-111	--	--	--	--	
1/13/88	DAL	W	110-108	11/12/96	DAL	W	103-82	12/26/05	DAL	W	102-80	3/29/15	IND	L	99-104	--	--	--	--	
3/31/89	IND	W	105-102	3/26/97	IND	L	80-104	1/4/07	DAL	W	100-91	12/16/15	IND	L	81-107	--	--	--	--	

* overtime

SERIES INFORMATION & NOTES

Overall series 46-35

Home games vs. Pacers 27-14

Road games at Pacers 19-21

Current series streak Dallas won last game

in Dallas Dallas won last game

in Indiana Indiana won last game

DALLAS

Last home win 132-105 (1/29/22)

Last road win 124-112 (1/20/21)

Largest margin of victory 27 (135-105, 1/29/22)

High point total 141 (2OT) (2/5/02)

Low point total 73 (2/17/94)

INDIANA

Last home win 106-93 (12/10/21)

Last road win 109-94 (3/26/21)

Largest margin of victory 26 (107-81, 12/16/15)

High point total 144 (1/5/87)

Low point total 73 (2/12/14)

Series scoring record vs. Indiana

Dirk Nowitzki (43 on 1/12/07)

Mark Aguirre (43 on 1/25/83)

Series scoring record vs. Dallas

Butch Carter (42 on 1/25/83)

Dallas has taken seven of the last 11 matchups...in the most recent meeting, the Mavericks defeated the Pacers by a series-record 27 points (132-105) at home (1/29/22)...it topped the Pacers' 26-point victory (107-81) at Bankers Life Fieldhouse (12/16/15)...the Mavericks are 27-14 (.659) all-time at home against the Pacers (compared to 19-21 on the road)...Jason Kidd passed Dale Ellis (1,719) for third place on the NBA's all-time 3-point field goals made list with a trey at the 7:48 mark of the third period at Indiana (1/12/11)...Indiana handed the Mavericks their first loss of the 2002-03 season on 11/28/02, as Dallas (14-1) fell one win shy of the best start in NBA history...James Donaldson played a franchise-record 51 minutes without committing a turnover in the Mavericks' 119-115 double-overtime loss to the Pacers (1/17/87).





LA CLIPPERS



Owner Steve Ballmer
 President, Basketball Operations Lawrence Frank
 Head Coach Tyronn Lue
 General Manager Michael Winger
 Associate Head Coach Daniel Craig
 Assistant Coaches .. Jeremy Castleberry, Larry Drew, Shaun Fein, Dahntay Jones, Jay Larranaga, Brendan O'Connor, Brian Shaw
 Executive Director, Performance, Health & Wellness Dr. John Meyer
 Director of Medical Services/Head Athletic Trainer Jasen Powell
 Television SoCal. Brian Sieman
 Radio (English) AM 570 (LA Sports). Noah Eagle
 Radio (Spanish) ESPN Deportes (1330 AM). Armando Garcia
 Team Colors Red, Blue, Silver, Black
 Address 6951 S. Centinela Ave. Playa Vista, CA 90094
 Arena STAPLES Center – 19,060 (1999)

LA CLIPPERS PR STAFF

Director of Communications
 Dennis Rogers (drogers@clippers.com)

Basketball Communications Manager
 Curtis Jackson (cjackson@clippers.com)

Basketball Communications Assistant
 Cooper Dzierzanowski (cdzierzanowski@clippers.com)

2021-22 SEASON SERIES RESULTS

Nov.21 @ LA Clippers LA Clippers, 97-91
 Nov.23 @ LA Clippers Dallas, 112-104
 Feb.10 vs. Dallas Dallas, 112-105
 Feb.12 vs. Dallas LA Clippers, 99-97

2022-23 REGULAR SEASON VS. CLIPPERS

DATE	SITE	TIME/RESULT
Nov.15	Dallas	7:30 pm
Jan.10	LA Clippers	9:30 pm
Jan.22	Dallas	6:30 pm
Feb.8	LA Clippers	9:00 pm

2021-22 REGULAR SEASON VS. CLIPPERS

DATE	SITE	RESULT
Nov.21	LA Clippers	L, 91-97
Nov.23	LA Clippers	W, 112-104 (OT)
Feb.10	Dallas	W, 112-105
Feb.12	Dallas	L, 97-99

SERIES HISTORY VS. CLIPPERS

	ALL-TIME	STREAKS	LAST WIN	LAST LOSS
Overall	97-69	Lost 1	Feb.10	Feb.12
Home	57-28	Lost 1	Feb.10	Feb.12
Road	40-41	Won 1	Nov.23	Nov.21

2021-22 DALLAS STATISTICS VS. LA CLIPPERS

PLAYER	GP-GS	MIN	FG-ATT	FG%	3FG-ATT	3FG%	FT-FTA	FT%	OFF	DEF	TOT/AVG	AST	PF-D	STL	TO	BLK	PTS	AVG
L. Dončić	3-3	120.4	41-80	.513	17-38	.447	23-31	.742	1	32	33/11.0	23	10-21	2	20	3	122	40.7
J. Brunson	4-3	122.6	20-45	.444	5-14	.357	12-14	.857	1	13	14/3.5	17	7-14	5	9	0	57	14.3
K. Porzingis	2-2	72.3	19-34	.559	2-9	.222	15-16	.938	8	7	15/7.5	3	6-11	1	5	3	55	27.5
D. Finney-Smith	4-4	152.8	15-34	.441	5-19	.263	4-6	.667	4	10	14/3.5	5	11-8	7	6	1	39	9.8
R. Bullock	3-2	108.8	9-21	.429	7-18	.389	3-3	1.000	1	10	11/3.7	3	9-1	0	1	0	28	9.3
D. Powell	4-3	75.1	9-14	.643	1-2	.500	4-6	.667	9	8	17/4.3	4	7-10	0	3	3	23	5.8
T. Hardaway Jr.	2-2	76.9	7-29	.241	3-14	.214	4-5	.800	1	10	11/5.5	7	9-3	1	1	0	21	10.5
M. Kleber	4-0	104.7	7-22	.318	3-15	.200	4-5	.800	8	22	30/7.5	9	8-6	2	1	2	21	5.3
T. Burke	4-0	36.1	4-15	.267	0-5	.000	3-3	1.000	0	2	2/0.5	2	3-5	0	0	0	11	2.8
F. Ntilikina	3-0	27.7	4-14	.286	2-8	.250	0-0	.000	0	1	1/0.3	1	2-1	1	2	1	10	3.3
S. Brown	2-0	18.0	3-6	.500	1-2	.500	0-0	.000	2	4	6/3.0	1	1-1	0	1	0	7	3.5
W. Cauley-Stein	2-1	26.6	3-6	.500	0-0	.000	0-0	.000	1	2	3/1.5	1	5-1	3	2	0	6	3.0
J. Green	2-0	34.5	3-9	.333	0-2	.000	0-0	.000	3	3	6/3.0	2	5-1	3	0	0	6	3.0
B. Marjanović	2-0	3.5	2-3	.667	0-0	.000	2-2	1.000	0	1	1/0.5	0	1-1	0	0	0	6	3.0
M. Chriss	1-0	4.9	0-3	.000	0-1	.000	0-0	.000	2	0	2/2.0	0	0-0	0	0	0	0	0.0
TEAM	42-20	985.0	146-335	.436	46-147	.313	74-91	.813	41	125	166/41.5	78	84-84	25	51	13	412	103.0

2021-22 LA CLIPPERS STATISTICS VS. DALLAS

PLAYER	GP-GS	MIN	FG-ATT	FG%	3FG-ATT	3FG%	FT-FTA	FT%	OFF	DEF	TOT/AVG	AST	PF-D	STL	TO	BLK	PTS	AVG
R. Jackson	4-4	150.4	37-72	.514	9-23	.391	13-20	.650	4	17	21/5.3	22	10-16	5	9	2	96	24.0
P. George	2-2	86.0	19-48	.396	4-14	.286	13-14	.929	0	13	13/6.5	12	8-17	1	9	1	55	27.5
M. Morris Sr.	3-3	99.0	22-46	.478	6-17	.353	1-2	.500	0	6	6/2.0	2	8-4	3	5	2	51	17.0
T. Mann	4-1	111.6	18-34	.529	4-6	.667	8-10	.800	3	17	20/5.0	7	15-11	4	4	0	48	12.0
I. Zubac	4-4	111.4	17-24	.708	0-0	.000	11-17	.647	4	26	30/7.5	9	7-13	2	9	1	45	11.3
L. Kennard	4-0	113.0	10-22	.455	8-18	.444	0-0	.000	2	8	10/2.5	8	12-0	3	4	1	28	7.0
A. Coffey	4-1	93.1	8-21	.381	3-11	.273	4-4	1.000	1	11	12/3.0	5	4-3	1	2	0	23	5.8
N. Powell	1-1	33.6	5-14	.357	1-3	.333	8-10	.800	2	4	6/6.0	6	2-9	1	2	0	19	19.0
N. Batum	2-2	47.2	4-7	.571	2-5	.400	0-0	.000	1	4	5/2.5	1	2-1	1	1	1	10	5.0
I. Hartenstein	4-0	36.7	5-12	.417	0-0	.000	0-0	.000	7	9	16/4.0	5	4-2	1	3	2	10	2.5
R. Covington	2-0	22.0	4-8	.500	1-5	.200	0-0	.000	0	5	5/2.5	1	4-2	2	2	1	9	4.5
S. Ibaka	2-0	18.9	2-9	.222	0-2	.000	3-6	.500	3	3	6/3.0	0	2-3	1	2	0	7	3.5
E. Bledsoe	2-2	50.5	2-6	.333	0-2	.000	0-0	.000	2	6	8/4.0	3	6-3	1	4	0	4	2.0
J. Winslow	2-0	11.6	0-0	.000	0-0	.000	0-0	.000	1	3	4/2.0	1	0-0	0	0	0	0	0.0
TEAM	40-20	984.9	153-323	.474	38-106	.358	61-83	.735	30	132	162/40.5	82	84-84	26	56	11	405	101.3





2022-23 VS MAVERICKS

Nov. 15 at Dallas
Jan. 10 at Los Angeles
Jan. 22 at Dallas
Feb. 8 at Los Angeles

2021-22 SEASON

42-40 (.512)
in Pacific

PLAYOFFS

Did not qualify

2021-22 REGULAR SEASON INDIVIDUAL BESTS			2021-22 REGULAR SEASON CLIPPERS BESTS			2021-22 REGULAR SEASON TEAM		
Points	51	Luka Dončić vs. LAC 2/10/22	Points	31	Reggie Jackson @ LAC 11/23/21	Biggest Win	8	@ LAC 11/23/21
Rebounds	15	Luka Dončić vs. LAC 2/12/22	Rebounds	10	Ivica Zubac vs. LAC 2/12/22, Reggie Jackson @ LAC 11/23/21, Ivica Zubac @ LAC 11/21/21	Biggest Loss	6	@ LAC 11/21/21
Assists	9	Luka Dončić @ LAC 11/23/21	Assists	8	Reggie Jackson vs. LAC 2/12/22, Reggie Jackson vs. LAC 2/10/22			

DATE	SITE	W/L	SCORE	DATE	SITE	W/L	SCORE	DATE	SITE	W/L	SCORE	DATE	SITE	W/L	SCORE	DATE	SITE	W/L	SCORE
11/4/80	DAL	L	102-116	4/11/87	LAC	W	129-100	11/17/95	LAC	L	90-101	3/14/04	LAC	W	101-88	3/27/14	DAL	L	103-109
12/12/80	DAL	W	112-109*	11/18/87	DAL	W	97-87	1/30/96	DAL	W	105-101	1/20/05	DAL	W	99-77	4/3/14	LAC	W	113-107
12/18/80	SDC	L	92-102	1/18/88	LAC	W	99-87	3/14/96	LAC	L	96-110	1/24/05	LAC	L	87-97	1/10/15	LAC	L	100-120
1/18/81	SDC	L	109-115	1/22/88	DAL	W	110-87	4/6/96	DAL	W	101-96	3/2/05	LAC	L	92-101	2/9/15	DAL	L	98-115
3/1/81	DAL	W	99-91	2/14/88	LAC	W	110-100	11/21/96	DAL	W	105-94	1/20/06	LAC	W	101-81	3/13/15	DAL	W	129-99
12/3/81	SDC	L	111-113	3/18/88	LAC	W	106-98	12/10/96	LAC	W	100-95	2/21/06	DAL	W	93-91	10/29/15	LAC	L	88-104
1/7/82	SDC	W	113-112	1/25/89	DAL	W	117-98	2/18/97	LAC	L	69-87	4/10/06	LAC	W	75-73	11/11/15	DAL	W	118-108
1/13/82	DAL	L	102-105	2/6/89	LAC	W	129-111	4/14/97	DAL	L	93-99	4/19/06	LAC	L	71-85	3/7/16	DAL	L	90-109
2/3/82	DAL	L	106-113	2/14/89	DAL	W	117-98	12/9/97	LAC	L	92-99	11/8/06	DAL	W	85-103	4/10/16	LAC	L	91-98
3/13/82	SDC	W	126-118	3/22/89	LAC	L	112-116	1/3/98	LAC	L	88-97	12/22/06	DAL	W	115-83	11/23/16	DAL	L	104-124
12/11/82	DAL	W	124-118	11/8/89	LAC	W	123-99	3/5/98	DAL	W	119-109	4/9/07	DAL	L	86-96	12/23/16	LAC	W	90-88
12/21/82	SDC	W	121-118	11/17/89	DAL	W	122-105	3/29/98	LAC	L	86-108	12/21/07	DAL	W	102-89	3/23/17	DAL	W	97-95
1/12/83	DAL	W	112-110	12/22/89	DAL	W	101-92	2/20/99	LAC	W	105-90	1/12/08	LAC	W	95-94	4/5/17	LAC	L	101-112
3/13/83	DAL	W	111-102	4/10/90	LAC	L	90-98	3/2/99	DAL	W	112-99	3/25/08	DAL	W	103-90	11/1/17	LAC	L	98-119
3/24/83	SDC	W	118-113	11/28/90	DAL	W	107-88	4/1/99	DAL	W	93-84	3/31/08	LAC	W	93-86	12/2/17	DAL	W	108-82
12/11/83	SDC	L	116-118	12/5/90	LAC	L	89-93	1/27/00	DAL	W	99-90	11/9/08	LAC	L	92-103	2/5/18	LAC	L	101-104
12/28/83	DAL	W	109-92	1/18/91	DAL	L	112-119*	2/5/00	LAC	W	119-106	12/2/08	DAL	W	100-98	12/2/18	DAL	W	114-110
1/6/84	SDC	W	123-106	3/29/91	LAC	L	96-105	3/28/00	LAC	W	112-102	12/28/08	LAC	W	98-76	1/20/22	LAC	W	121-125
3/14/84	DAL	W	105-101	11/14/91	DAL	W	95-88	4/8/00	DAL	W	98-96	1/6/09	DAL	W	107-102	1/22/19	DAL	W	106-98
4/10/84	SDC	W	116-114	2/4/92	LAC	L	80-97	11/13/00	LAC	L	90-76	10/31/09	LAC	W	93-84	2/25/19	LAC	L	112-121
12/5/84	DAL	L	106-110	3/13/92	LAC	L	97-105	12/28/00	DAL	W	105-96	3/23/10	DAL	W	106-96	11/26/19	DAL	L	99-114
12/26/84	DAL	W	124-118	3/18/92	DAL	L	86-117	2/26/01	LAC	W	103-92	4/12/10	LAC	W	117-94	1/21/20	DAL	L	107-110
1/19/85	LAC	W	101-100	11/25/92	DAL	L	112-130	3/11/01	DAL	W	111-93	10/31/10	LAC	W	99-83	8/6/20	FDAL	L	111-126
4/5/85	DAL	L	122-128*	12/22/92	LAC	L	94-108	1/26/02	LAC	W	133-112	1/25/11	DAL	W	112-105	12/27/20	LAC	W	124-73
4/14/85	LAC	W	96-92	4/4/93	LAC	L	115-119	1/29/02	DAL	L	100-117	3/30/11	LAC	W	106-100	3/15/21	DAL	L	99-109
11/30/85	DAL	W	124-115	4/20/93	DAL	L	98-107	2/16/02	LAC	L	110-119	4/8/11	DAL	W	107-96	3/17/21	DAL	W	105-89
12/10/85	LAC	L	118-120	11/18/93	LAC	L	84-88	4/4/02	DAL	W	115-90	1/18/12	LAC	L	89-91	11/1/21	LAC	L	91-97
1/22/86	DAL	L	118-131	11/23/93	DAL	L	98-105	12/10/02	DAL	W	102-95	2/13/12	DAL	W	96-92	11/23/21	LAC	W	112-104*
3/6/86	LAC	W	131-113	3/8/94	DAL	L	110-116	1/2/03	DAL	W	102-92	4/2/12	DAL	L	75-94	2/10/22	DAL	W	112-105
4/12/86	LAC	L	108-115	3/11/94	LAC	L	96-106	1/12/03	LAC	W	96-90	12/5/12	LAC	L	90-112	2/12/22	DAL	L	97-99
11/4/86	DAL	W	118-86	12/17/94	LAC	W	106-87	3/26/03	LAC	W	114-107	1/9/13	LAC	L	93-99	--	--	--	
11/20/86	LAC	W	113-108	1/11/95	DAL	W	98-93	12/10/03	LAC	L	99-100	3/26/13	DAL	W	109-102*	--	--	--	
2/14/87	DAL	W	138-107	4/18/95	DAL	W	104-91	12/20/03	DAL	L	105-115	1/3/14	DAL	L	112-119	--	--	--	
3/31/87	DAL	W	118-102	4/23/95	LAC	L	102-124	2/24/04	DAL	W	116-91	1/15/14	LAC	L	127-129	--	--	--	

* overtime † neutral location

SERIES INFORMATION & NOTES

Overall series 97-69

Home games vs. Clippers 57-27

Road games at Clippers 40-41

Neutral site games L.A. 1-0

Current series streak L.A. won last game

in Dallas L.A. won last game

in L.A. Dallas won last game

DALLAS

Last home win 112-105 (2/10/22)

Last road win 112-104 (OT) (11/23/21)

Largest margin of victory 51 (124-73, 12/27/20)

High point total 138 (2/14/87)

Low point total 69 (2/18/97)

LA CLIPPERS

Last home win 97-91 (11/21/21)

Last road win 99-97 (3/15/2)

Largest margin of victory 31 (117-86, 3/18/92)

High point total 131 (1/22/86)

Low point total 73 (twice)

Series scoring record vs. L.A. Clippers

Luka Dončić (51 on 2/10/22)

Series scoring record vs. Dallas

Norm Nixon (39 on 1/19/85)

Luka Dončić poured in a career-high 51 points (17-26 FG, 7-14 3FG), including 28 (10-13 FG, 7-10 3FG) in the first quarter, in just 40 minutes vs. the Clippers (2/10/22), tying the franchise record for the most points in a regulation-length game (Dirk Nowitzki, 51, vs. GSW 3/23/06)...the next game, Dončić went for 45 points vs. the Clippers (2/12/22), becoming the first player since Wilt Chamberlain (47 points and 53 points at SEA) in December 1967 to record 96+ points over a two-game span with both games coming against the same opponent...Dončić also broke his own franchise record for the most points over a two-game stretch...the Mavericks defeated the Clippers by 51 (124-73) at STAPLES Center on 12/27/20, marking the second-biggest win in franchise history (53, 123-70, vs. PHI 11/13/14)...Dallas held a 50-point advantage at the half (12/27/20), setting a new NBA record for the largest half-time lead in the shot-clock era (since 1954-55)...Los Angeles won 21-of-31 meetings from January 2012 to April 2020...Dallas won 16-of-17 from December 2006 to April 2011...Rick Carlisle recorded his 700th career win in Dallas' 108-82 victory over the Clippers (12/2/17), becoming the 18th coach in NBA history and the third active coach (Gregg Popovich, Doc Rivers) to reach the milestone...on 1/18/12, the Clippers snapped a 10-game losing streak against the Mavericks after Chauncey Billups hit a game-winning 3-pointer with 1.0 second left (L.A. won 91-89)...on 1/12/08, Jerry Stackhouse sank a 3-pointer with no time on the clock to give Dallas the 95-94 victory.





LOS ANGELES LAKERS



Governor Jeanie Buss
 VP, Basketball Operations & General Manager Rob Pelinka
 Head Coach Darvin Ham
 Assistant Coaches Christopher Jent, Phil Handy, Jordan Ott, JD DuBois, Schuyler Rimmer, Zach Peterson
 Head Athletic Trainer Roger Sancho
 Head Strength & Conditioning Coach Ed Streit
 Radio .. ESPNLA Radio (710 AM) – John Ireland (Play-by-Play), Mychal Thompson (Analyst) 1330 KWKW
 (1330 AM) – Fernando Gonzalez (Play-by-Play), Jose “Pepe” Mantilla (Analyst)
 Television Spectrum SportsNet – Bill Macdonald (Play-by-Play), Stu Lantz (Analyst), Mike Trudell (Sideline)
 Address 2275 E. Mariposa Ave., El Segundo, CA 90245
 MR Twitter @Lakers_MR
 Website www.lakers.com
 Team Colors Purple and Gold

LA LAKERS PR STAFF

Director, Media Relations
 Mitch Heckart (mheckart@la-lakers.com)

Associate Director, Media Relations
 Ta’Nisha Cooper (tcooper@la-lakers.com)

Coordinator, Media Relations
 Noah Camarena (ncamarena@la-lakers.com)

Coordinator, Media Relations
 Chris McGean (cmcgean@la-lakers.com)

Assistant, Media Relations
 Matt Fleer (mfleer@la-lakers.com)

2021-22 SEASON SERIES RESULTS

Dec.15 vs. Dallas LA Lakers, 107-104
 Mar.1 @ LA Lakers Dallas, 109-104
 Mar.29 vs. Dallas Dallas, 128-110

2022-23 REGULAR SEASON VS. LAKERS

DATE	SITE	TIME/RESULT
Dec.25	Dallas	1:30 pm
Jan.12	LA Lakers	9:00 pm
Feb.26	Dallas	2:30 pm
Mar.17	LA Lakers	9:30 pm

2021-22 REGULAR SEASON VS. LAKERS

DATE	SITE	RESULT
Dec.15	Dallas	L, 104-107 (OT)
Mar.1	LA Lakers	W, 109-104
Mar.29	Dallas	W, 128-110

SERIES HISTORY VS. LAKERS

	ALL-TIME	STREAKS	LAST WIN	LAST LOSS
Overall	52-116	Won 2	Mar.29	Dec.15
Home	31-53	Won 1	Mar.29	Dec.15
Road	21-63	Won 1	Mar.1	Dec.25

2021-22 DALLAS STATISTICS VS. LA LAKERS

PLAYER	GP-GS	MIN	FG-ATT	FG%	3FG-ATT	3FG%	FT-FTA	FT%	OFF	DEF	TOT/AVG	AST	PF-D	STL	TO	BLK	PTS	AVG
J. Brunson	3-3	103.2	23-45	.511	6-13	.462	7-9	.778	0	10	10/3.3	16	6-15	5	3	0	59	19.7
L. Dončić	2-2	67.4	21-44	.477	4-17	.235	13-18	.722	4	16	20/10.0	17	2-13	2	7	2	59	29.5
D. Finney-Smith	3-3	112.6	13-27	.481	6-17	.353	2-5	.400	5	14	19/6.3	4	9-3	2	2	2	34	11.3
S. Dinwiddie	2-0	53.2	9-19	.474	4-11	.364	5-8	.625	0	4	4/2.0	15	1-8	0	4	1	27	13.5
D. Powell	3-3	63.2	11-15	.733	0-0	.000	5-6	.833	8	10	18/6.0	2	10-6	0	1	0	27	9.0
R. Bullock	3-3	89.8	8-22	.364	6-19	.316	2-3	.667	1	8	9/3.0	4	4-1	3	3	1	24	8.0
K. Porzingis	1-1	38.8	8-23	.348	1-7	.143	6-6	1.000	3	9	12/12.0	3	3-6	0	5	2	23	23.0
J. Green	3-0	40.0	9-12	.750	3-4	.750	0-0	.000	2	4	6/2.0	3	5-0	2	1	0	21	7.0
T. Hardaway Jr.	1-0	40.1	7-19	.368	4-11	.364	2-2	1.000	0	9	9/9.0	3	2-2	1	2	0	20	20.0
M. Kleber	3-0	75.4	8-16	.500	4-10	.400	0-2	.000	3	18	21/7.0	2	5-3	1	1	3	20	6.7
D. Bertāns	2-0	25.2	4-9	.444	4-9	.444	2-2	1.000	2	4	6/3.0	0	3-2	0	2	0	14	7.0
T. Burke	1-0	22.3	4-12	.333	0-5	.000	4-4	1.000	1	3	4/4.0	2	1-2	1	0	0	12	12.0
M. Chriss	1-0	4.1	0-0	.000	0-0	.000	1-2	.500	0	4	4/4.0	1	0-1	0	0	0	1	1.0
M. Brown	1-0	3.5	0-0	.000	0-0	.000	0-0	.000	0	0	0/0.0	0	2-0	0	0	0	0	0.0
B. Marjanović	1-0	2.1	0-1	.000	0-0	.000	0-0	.000	0	0	0/0.0	0	0-0	0	0	0	0	0.0
F. Ntilikina	1-0	2.0	0-2	.000	0-1	.000	0-0	.000	0	0	0/0.0	1	1-0	0	0	0	0	0.0
M. Wright	1-0	2.1	0-1	.000	0-1	.000	0-0	.000	0	0	0/0.0	0	0-0	0	0	0	0	0.0
TEAM	32-15	745.0	125-267	.468	42-125	.336	49-67	.731	29	113	142/47.3	73	54-62	17	31	11	341	113.7

2021-22 LA LAKERS STATISTICS VS. DALLAS

PLAYER	GP-GS	MIN	FG-ATT	FG%	3FG-ATT	3FG%	FT-FTA	FT%	OFF	DEF	TOT/AVG	AST	PF-D	STL	TO	BLK	PTS	AVG
R. Westbrook	3-3	112.4	22-52	.423	2-13	.154	14-16	.875	3	21	24/8.0	23	8-12	2	6	1	60	20.0
L. James	2-2	81.2	19-37	.514	7-16	.438	5-8	.625	0	15	15/7.5	10	3-10	2	6	0	50	25.0
M. Monk	2-2	71.8	15-30	.500	9-16	.563	6-8	.750	1	8	9/4.5	6	0-4	1	4	2	45	22.5
C. Anthony	3-0	69.8	11-26	.423	4-10	.400	7-7	1.000	2	9	11/3.7	2	6-7	4	1	2	33	11.0
S. Johnson	2-2	57.3	10-16	.625	4-8	.500	3-3	1.000	3	4	7/3.5	3	4-3	1	1	2	27	13.5
A. Davis	1-1	39.4	8-18	.444	0-3	.000	4-5	.800	0	12	12/12.0	2	4-8	0	6	0	20	20.0
T. Horton-Tucker	2-0	50.3	7-17	.412	2-8	.250	4-4	1.000	0	1	1/0.5	3	3-2	2	3	0	20	10.0
A. Reaves	3-2	66.4	7-18	.389	5-13	.385	1-2	.500	2	14	16/5.3	6	11-3	2	3	1	20	6.7
W. Ellington	1-1	37.9	3-9	.333	3-9	.333	0-0	.000	1	2	3/3.0	3	2-0	3	1	0	9	9.0
D. Augustin	1-0	17.7	3-4	.750	2-3	.667	0-0	.000	1	2	3/3.0	0	0-0	0	0	0	8	8.0
W. Gabriel	1-0	15.4	2-3	.667	0-0	.000	4-4	1.000	3	4	7/7.0	0	2-2	0	0	0	8	8.0
T. Ariza	1-0	22.8	3-8	.375	0-4	.000	0-1	.000	2	4	6/6.0	4	1-1	1	1	0	6	6.0
K. Bazemore	3-0	45.4	2-9	.222	2-6	.333	0-0	.000	1	3	4/1.3	2	9-0	3	3	1	6	2.0
A. Bradley	2-1	40.1	2-9	.222	1-7	.143	0-0	.000	0	6	6/3.0	2	7-1	2	0	0	5	2.5
D. Howard	2-1	9.3	1-2	.500	0-1	.000	0-2	.000	1	2	3/1.5	0	1-1	0	0	0	2	1.0
D. Jordan	1-0	8.0	1-3	.333	0-0	.000	0-0	.000	2	2	4/4.0	0	1-0	0	0	1	2	2.0
TEAM	30-15	745.0	116-261	.444	41-117	.350	48-60	.800	22	109	131/43.7	66	62-54	23	35	10	321	107.0



**2022-23 VS MAVERICKS**

Dec. 25 at Dallas
 Jan. 12 at Los Angeles
 Feb. 26 at Dallas
 Mar. 17 at Los Angeles

2021-22 SEASON

33-49 (.402)
 in Pacific

PLAYOFFS

Did not qualify

2021-22 REGULAR SEASON INDIVIDUAL BESTS

Points 34 Luka Dončić vs. LAL 3/29/22
 Rebounds 12 Luka Dončić vs. LAL 3/29/22, Kristaps Porzingis vs. LAL 12/15/21
 Assists 12 Luka Dončić vs. LAL 3/29/22

2021-22 REGULAR SEASON LAKERS BESTS

Points 28 Malik Monk vs. LAL 3/29/22
 Rebounds 12 LeBron James @ LAL 3/1/22, Anthony Davis vs. LAL 12/15/21
 Assists 9 Russell Westbrook vs. LAL 12/15/21

2021-22 REGULAR SEASON TEAM

Biggest Win 18 vs. LAL 3/29/22
 Biggest Loss 3 vs. LAL 12/15/21

DATE	SITE	W/L	SCORE	DATE	SITE	W/L	SCORE	DATE	SITE	W/L	SCORE	DATE	SITE	W/L	SCORE	DATE	SITE	W/L	SCORE
11/7/80	DAL	L	102-126	11/20/87	LAL	L	116-119	11/15/95	LAL	L	97-114	12/2/03	LAL	W	110-93	4/2/13	LAL	L	81-101
11/16/80	LAL	L	102-110	1/6/88	LAL	L	89-103	2/16/96	LAL	L	114-119	1/22/04	DAL	W	106-87	11/5/13	DAL	W	123-104
12/9/80	DAL	L	92-103	3/6/88	DAL	L	97-108	2/23/96	DAL	L	88-114	1/5/05	DAL	W	118-104	1/7/14	DAL	W	110-97
2/15/81	LAL	L	99-107	3/12/88	LAL	W	110-101	4/16/96	DAL	L	95-113	3/4/05	LAL	L	103-108	4/4/14	DAL	W	107-95
3/17/81	DAL	L	109-114	4/20/88	DAL	L	107-114	1/20/97	DAL	L	99-109	3/10/05	DAL	L	95-100	11/21/14	LAL	W	140-106
11/8/81	LAL	L	111-121	1/4/88	DAL	L	113-116	1/28/97	DAL	L	83-102	4/17/05	LAL	W	114-112	12/26/14	DAL	W	102-98
11/24/81	DAL	L	110-125	1/20/89	DAL	L	99-115	3/4/97	DAL	L	92-102	12/2/05	DAL	L	106-109	3/8/15	LAL	W	100-93
3/14/82	LAL	L	116-138	1/29/89	DAL	L	93-118	4/6/97	LAL	L	80-87	12/20/05	LAL	L	90-112	4/12/15	LAL	W	120-106
3/19/82	DAL	L	106-112	3/17/89	LAL	L	103-106	11/11/97	DAL	L	96-118	2/7/06	DAL	W	102-87	11/1/15	LAL	W	103-93
3/23/82	LAL	W	118-116	1/13/89	DAL	L	98-102	12/14/97	LAL	L	89-119	12/13/06	DAL	W	110-101	11/13/15	DAL	W	90-82
11/17/82	DAL	W	118-117	11/12/89	LAL	L	98-107	2/17/98	LAL	L	88-101	1/7/07	LAL	L	98-101	1/26/16	LAL	W	92-90
12/19/82	LAL	L	108-110	3/7/90	DAL	L	91-103	4/14/98	DAL	L	95-111	1/18/07	DAL	W	114-95	11/8/16	LAL	W	109-97
2/2/83	DAL	W	122-120	4/9/90	LAL	L	106-113	4/17/98	LAL	L	95-124	3/11/07	LAL	W	108-72	12/29/16	LAL	W	101-89
3/20/83	LAL	L	110-117	11/16/90	DAL	W	99-86	2/17/99	LAL	L	116-101	1/25/08	DAL	W	112-105	1/22/17	DAL	W	122-73
11/5/83	DAL	W	107-102	12/12/90	LAL	W	112-97	3/22/99	DAL	L	93-96	3/2/08	LAL	L	104-108*	3/7/17	DAL	W	122-111
11/9/83	LAL	L	106-120	2/21/91	DAL	L	92-106	5/3/99	LAL	L	102-115	3/18/08	DAL	L	100-102	1/13/18	DAL	L	101-107*
12/2/83	LAL	W	133-118	4/15/91	LAL	L	106-112	11/7/99	LAL	L	97-105	4/4/08	LAL	L	108-112	2/10/18	DAL	W	130-123
3/9/84	DAL	L	120-121**	11/2/91	DAL	L	113-114*	11/9/99	DAL	L	101-123	11/1/08	DAL	L	99-106	2/23/18	LAL	L	102-124
4/13/84	LAL	W	104-103	12/8/91	LAL	L	88-103	12/27/99	LAL	L	106-108	11/28/08	LAL	L	107-114	3/28/18	LAL	L	93-103
10/28/84	DAL	W	107-96	1/7/92	DAL	L	80-104	4/18/00	DAL	W	112-102	3/15/09	LAL	L	100-107	10/31/18	LAL	L	113-114
1/11/85	DAL	L	102-121	3/26/92	LAL	L	92-115	12/3/00	LAL	L	97-99	10/30/09	LAL	W	94-80	11/30/18	LAL	L	103-114
1/18/85	LAL	L	92-110	11/29/92	LAL	L	85-114	12/22/00	DAL	L	103-108	1/3/10	LAL	L	126-93	1/7/19	DAL	L	97-107
3/2/85	DAL	L	106-125	12/16/92	DAL	W	102-95	2/20/01	DAL	L	109-119	1/13/10	DAL	L	95-100	11/1/19	DAL	L	110-119*
3/29/85	LAL	L	115-120	2/8/93	LAL	L	100-108*	3/30/01	LAL	L	89-98	2/24/10	DAL	W	101-96	12/1/19	LAL	W	114-100
10/29/85	LAL	L	115-133	2/17/93	DAL	L	110-127	12/5/01	LAL	L	94-98	1/19/11	DAL	W	109-100	12/29/19	LAL	L	95-108
12/8/85	LAL	L	119-125	4/14/93	DAL	L	99-112	2/3/02	DAL	L	94-101	3/12/11	DAL	L	91-96	1/10/20	DAL	L	114-129
2/4/86	LAL	L	102-110	12/1/93	LAL	L	91-124	3/17/02	LAL	L	103-105	3/31/11	LAL	L	82-110	12/25/20	DAL	L	115-138
2/26/86	DAL	L	116-119	2/4/94	DAL	L	87-95	3/19/02	DAL	W	114-98	1/16/12	LAL	L	70-73	4/22/21	DAL	W	115-110
4/13/86	LAL	W	127-104	3/10/94	LAL	L	101-106	11/19/02	DAL	W	98-72	2/22/12	DAL	L	91-96	4/24/21	DAL	W	108-93
11/18/86	DAL	L	110-114	3/23/94	DAL	L	109-112	12/6/02	LAL	L	103-105	3/21/12	DAL	L	93-109	12/15/21	DAL	L	104-107*
12/5/86	LAL	L	104-112	11/23/94	LAL	L	106-118	4/3/03	DAL	L	89-100	4/15/12	LAL	L	108-112*	3/1/22	LAL	W	109-104
12/20/86	DAL	W	130-119	12/13/94	DAL	L	108-115	4/8/03	LAL	L	99-108	10/30/12	LAL	W	99-91	3/29/22	DAL	W	128-110
1/24/87	DAL	W	132-117	4/5/95	DAL	W	130-111	10/28/03	LAL	L	93-109	11/24/12	DAL	L	89-115	--	--	--	--
2/2/87	LAL	W	103-99	4/16/95	LAL	L	111-125	12/4/03	DAL	L	103-114	2/24/13	DAL	L	99-103	--	--	--	--

* overtime

SERIES INFORMATION & NOTES

Overall series 52-115

Home games vs. Lakers 31-53

Road games at Lakers 21-62

Current series streak Dallas won last two

in Dallas Dallas won last game

in L.A. L.A. won last game

DALLAS

Last home win 128-110 (3/29/22)

Last road win 109-104 (3/1/22)

Largest margin of victory 49 (122-73, 1/22/17)

High point total 140 (11/21/14)

Low point total 70 (1/16/12)

LA LAKERS

Last home win 138-115 (12/25/20)

Last road win 107-104 (12/15/21)

Largest margin of victory 35 (131-96, 1/3/10)

High point total 138 (twice)

Low point total 72 (twice)

Series scoring record vs. L.A. Lakers

Mark Aguirre (42 on 12/2/83)

Series scoring record vs. Dallas

Kobe Bryant (62 on 12/20/05)

Dallas has won four of the last five meetings, after the Lakers won nine of the previous 10...Luka Dončić recorded his 21st career 30-point triple-double with game highs of 34 points, 12 rebounds and 12 assists in just 30 minutes vs. Los Angeles (3/29/22), tying Lakers great Wilt Chamberlain for the fifth-most 30-point triple-doubles in NBA history...the Mavericks won 14 straight against the Lakers from 2013-14 to 2016-17, their longest ever win streak against the franchise...Dirk Nowitzki became the sixth player in NBA history (first international player) to reach the 30,000-point plateau with a 15-foot baseline jumper over Larry Nance Jr. at the 10:58 mark of the second quarter against the Lakers (3/7/17)...Nowitzki also eclipsed 20,000 career points against the Lakers on 1/13/10 (with a 14-foot jumper over Lamar Odom at the 10:57 mark of fourth quarter) and passed Lakers great Jerry West (7,160) for sixth place on the NBA's all-time free throws made list against Los Angeles (1/13/18)...the Mavericks handed the Lakers their most lopsided loss in franchise history on 1/22/17, defeating Los Angeles by 49 points (122-73)...Rick Carlisle became the winningest coach in Mavericks history at Los Angeles (11/1/15), passing Don Nelson (339) with his 340th victory with the franchise...Dallas scored a series-high 140 points in a 34-point win (140-106) over the Lakers on 11/21/14...Vince Carter appeared in his 1,000th career game against the Lakers on 11/24/12...the Lakers held the Mavericks to a series-low 70 points en route to edging Dallas by three (73-70) on 1/16/12...Kobe Bryant scored 62 points in 33 minutes on 12/20/05, which stands as the highest individual scoring effort against the Mavericks...on 12/12/03, Dallas snapped a 26-game road losing streak against the Lakers with a 110-93 victory in L.A....on 12/6/02, Dallas led by as many as 30 points and by 27 heading into the fourth, before L.A. rallied to win (the largest blown lead in team history)...on 4/6/97, the Lakers held the Mavericks to two points in the third quarter, an NBA-record low.





MEMPHIS GRIZZLIES



Chairman and Controlling Owner Robert Pera
 President Jason Wexler
 EVP of Basketball Operations & General Manager Zachary Z. Kleiman
 Head Coach Taylor Jenkins
 Assistant Coaches .. Blake Ahearn, Brad Jones, Darko Rajaković, David McClure, James "Scoonie" Penn, Sonia Raman, Vitaly Potapenko
 Head of Sports Medicine Eric Oetter
 Director of Performance Christopher Chase
 Head Athletic Trainer Pete Elliott
 Radio (ESPN 92.9 FM/680AM) .. Eric Hasseltine (play-by-play), Elliot Perry (analyst), Michael Wallace (analyst), Jessica Benson (pre/postgame/halftime)
 Television (Bally Sports Southeast) .. Pete Pranica (play-by-play), Brevin Knight (analyst), Rob Fischer (sideline reporter), Chris Vernon (pre/postgame analyst)
 Home Court FedExForum (17,794 – opened September 6, 2004)
 Team Colors Beale Street Blue, Midnight Navy, Grizzlies Gold, Steel Gray

MEMPHIS PR STAFF

Vice President of Communications & Basketball Information Strategy
 Laura Ehret (lehret@grizzlies.com)

Director of Communications
 Bryan Looor-Almonte (bloor-almonte@grizzlies.com)

Senior Manager of Communications & Publications
 Ross Wooden (rwooden@grizzlies.com)

Senior Coordinator of Communications & Publications
 Avery Franklin (afranklin@grizzlies.com)

Coordinator of Communications & Publications
 Corey Moore (cmoore@grizzlies.com)

2021-22 SEASON SERIES RESULTS

Dec.4 vs. Dallas Memphis, 97-90
 Dec.8 @ Memphis Dallas, 104-96
 Jan.14 @ Memphis Dallas, 112-85
 Jan.23 vs. Dallas Dallas, 104-91

2022-23 REGULAR SEASON VS. GRIZZLIES

DATE	SITE	TIME/RESULT
Oct.22	Dallas	7:30 pm
Mar.11	Memphis	7:00 pm
Mar.13	Dallas	6:30 pm
Mar.20	Memphis	7:00 pm

2021-22 REGULAR SEASON VS. GRIZZLIES

DATE	SITE	RESULT
Dec.4	Dallas	L, 90-97
Dec.8	Memphis	W, 104-96
Jan.14	Memphis	W, 112-85
Jan.23	Dallas	W, 104-91

SERIES HISTORY VS. GRIZZLIES

	ALL-TIME	STREAKS	LAST WIN	LAST LOSS
Overall	72-32	Won 3	Jan.23	Dec.4
Home	38-14	Won 1	Jan.23	Dec.4
Road	34-18	Won 2	Jan.14	May.11

2021-22 DALLAS STATISTICS VS. MEMPHIS

PLAYER	GP-GS	MIN	FG-ATT	FG%	3FG-ATT	3FG%	FT-FTA	FT%	OFF	DEF	TOT/AVG	AST	PF-D	STL	TO	BLK	PTS	AVG
L. Dončić	3-3	105.7	35-66	.530	7-23	.304	13-18	.722	3	29	32/10.7	26	5-16	4	20	1	90	30.0
T. Hardaway Jr.	4-0	105.9	19-50	.380	11-29	.379	14-20	.700	2	15	17/4.3	2	6-12	3	6	1	63	15.8
J. Brunson	4-3	133.8	20-50	.400	0-5	.000	13-17	.765	5	9	14/3.5	27	6-16	8	6	0	53	13.3
D. Finney-Smith	4-4	137.4	18-38	.474	7-18	.389	1-2	.500	7	15	22/5.5	13	10-4	6	5	3	44	11.0
R. Bullock	4-2	98.7	13-28	.464	7-20	.350	1-1	1.000	4	11	15/3.8	4	5-1	2	3	1	34	8.5
K. Porzingis	2-2	48.8	12-24	.500	4-13	.308	6-8	.750	2	10	12/6.0	3	11-8	1	1	6	34	17.0
D. Powell	4-3	97.6	11-19	.579	0-2	.000	4-6	.667	6	13	19/4.8	10	13-11	0	2	0	26	6.5
M. Kleber	4-3	101.4	6-17	.353	4-13	.308	3-5	.600	4	20	24/6.0	3	10-8	2	7	6	19	4.8
M. Chriss	2-0	16.9	6-7	.857	1-2	.500	2-4	.500	1	5	6/3.0	1	2-3	0	1	0	15	7.5
M. Brown	1-0	12.2	1-4	.250	0-0	.000	7-8	.875	4	3	7/7.0	0	2-4	1	0	2	9	9.0
T. Burke	3-0	17.7	3-10	.300	2-6	.333	0-0	.000	0	1	1/0.3	3	5-1	1	1	0	8	2.7
J. Green	3-0	34.8	4-8	.500	0-2	.000	0-0	.000	0	2	2/0.7	2	5-0	2	1	0	8	2.7
F. Ntilikina	2-0	15.9	1-3	.333	1-2	.500	0-0	.000	1	1	2/1.0	0	0-0	2	3	0	3	1.5
S. Brown	2-0	21.3	1-5	.200	0-2	.000	0-0	.000	1	2	3/1.5	1	3-0	1	1	0	2	1.0
B. Marjanović	1-0	10.9	1-5	.200	0-1	.000	0-0	.000	1	6	7/7.0	0	1-3	0	2	0	2	2.0
T. Pinson	1-0	1.3	0-0	.000	0-0	.000	0-0	.000	0	0	0/0.0	0	0-0	0	0	0	0	0.0
TEAM	44-20	960.0	151-334	.452	44-138	.319	64-89	.719	41	142	183/45.8	95	84-87	33	59	20	410	102.5

2021-22 MEMPHIS STATISTICS VS. DALLAS

PLAYER	GP-GS	MIN	FG-ATT	FG%	3FG-ATT	3FG%	FT-FTA	FT%	OFF	DEF	TOT/AVG	AST	PF-D	STL	TO	BLK	PTS	AVG
D. Bane	3-3	96.5	24-50	.480	6-13	.462	5-5	1.000	2	15	17/5.7	5	7-5	3	4	2	59	19.7
J. Jackson Jr.	4-4	124.2	22-61	.361	5-23	.217	8-14	.571	6	18	24/6.0	3	16-13	3	8	3	57	14.3
J. Morant	2-2	73.0	22-46	.478	1-7	.143	9-13	.692	7	11	18/9.0	14	5-14	3	15	0	54	27.0
D. Melton	4-0	92.7	14-43	.326	6-19	.316	4-8	.500	4	12	16/4.0	9	11-5	9	7	3	38	9.5
S. Adams	4-3	110.6	10-19	.526	0-0	.000	8-17	.471	16	23	39/9.8	11	8-19	6	9	2	28	7.0
D. Brooks	2-2	63.0	12-30	.400	1-7	.143	1-1	1.000	1	6	7/3.5	5	10-1	2	3	0	26	13.0
T. Jones	3-2	82.7	7-20	.350	0-7	.000	7-7	1.000	1	11	12/4.0	17	1-9	4	2	0	21	7.0
X. Tillman	4-0	51.3	7-13	.538	0-2	.000	3-6	.500	5	7	12/3.0	4	7-3	3	9	2	17	4.3
Z. Williams	2-2	52.4	7-22	.318	2-14	.143	0-0	.000	1	3	4/2.0	3	7-0	0	0	0	16	8.0
K. Tillie	3-0	48.8	5-9	.556	3-6	.500	0-0	.000	0	3	3/1.0	3	4-2	5	2	1	13	4.3
K. Anderson	1-0	18.8	4-10	.400	2-2	1.000	2-2	1.000	1	4	5/5.0	1	0-1	0	0	0	12	12.0
S. Aldama	4-0	39.9	4-11	.364	0-3	.000	1-1	1.000	1	7	8/2.0	1	5-4	0	1	1	9	2.3
B. Clarke	1-1	20.0	3-5	.600	2-2	1.000	1-1	1.000	0	1	1/1.0	1	1-2	1	1	2	9	9.0
J. Konchar	4-1	73.0	2-10	.200	1-5	.200	1-2	.500	7	9	16/4.0	4	5-4	1	1	1	6	1.5
J. Culver	2-0	8.2	1-4	.250	0-1	.000	2-4	.500	1	0	1/0.5	0	0-2	1	2	0	4	2.0
D. Mathias	1-0	4.9	0-1	.000	0-1	.000	0-0	.000	0	0	0/0.0	1	0-0	1	0	0	0	0.0
TEAM	44-20	960.0	144-354	.407	29-112	.259	52-81	.642	53	130	183/45.8	82	87-84	42	64	17	369	92.3





2022-23 VS MAVERICKS

Oct. 22 at Dallas
Mar. 11 at Memphis
Mar. 13 at Dallas
Mar. 20 at Memphis

2021-22 SEASON

56-26 (.683)
in Southwest

PLAYOFFS

Defeated Minnesota, 4-2
Lost to Golden State, 4-2

2021-22 REGULAR SEASON INDIVIDUAL BESTS

Points 37 Luka Dončić vs. MEM 1/23/22
Rebounds 13 Luka Dončić @ MEM 1/14/22
Assists 10 Luka Dončić @ MEM 1/14/22

2021-22 REGULAR SEASON GRIZZLIES BESTS

Points 35 Ja Morant vs. MEM 1/23/22
Rebounds 13 Ja Morant vs. MEM 1/23/22, Steven Adams vs. MEM 12/4/21
Assists 8 Ja Morant @ MEM 1/14/22, Tyus Jones @ MEM 12/8/21

2021-22 REGULAR SEASON TEAM

Biggest Win 27 @ MEM 1/14/22
Biggest Loss 7 vs. MEM 12/4/21

DATE	SITE	W/L	SCORE	DATE	SITE	W/L	SCORE	DATE	SITE	W/L	SCORE	DATE	SITE	W/L	SCORE	DATE	SITE	W/L	SCORE
11/7/95	DAL	W	99-88	1/25/01	DAL	W	120-83	2/23/06	DAL	W	97-87	2/29/12	MEM	L	65-98	3/31/17	MEM	L	90-99
11/13/95	VAN	W	94-89	2/27/01	VAN	W	116-112	11/17/06	MEM	W	115-103	4/4/12	DAL	W	95-85	4/12/17	MEM	W	100-93
12/28/95	DAL	W	103-101*	11/4/01	MEM	W	94-85	11/18/06	DAL	L	89-94	4/7/12	MEM	L	89-94	10/25/17	DAL	W	103-94
3/1/96	VAN	W	119-111	1/17/02	MEM	W	108-97	1/31/07	MEM	W	95-94	12/21/12	MEM	L	82-92	10/26/17	MEM	L	91-96
12/7/96	DAL	W	96-85	2/26/02	DAL	W	104-91	2/7/07	DAL	W	113-97	1/12/13	DAL	W	104-83	11/22/17	MEM	W	95-94
12/19/96	VAN	W	105-98	3/23/02	DAL	W	111-100	11/17/07	DAL	W	108-105	2/27/13	MEM	L	84-90	3/10/18	DAL	W	114-80
2/17/97	VAN	W	100-95	10/30/02	MEM	W	119-108	1/28/08	MEM	W	103-84	4/15/13	DAL	L	97-103	11/19/18	MEM	L	88-98
4/12/97	DAL	L	85-96	12/14/02	DAL	W	104-87	2/8/08	DAL	W	92-81	11/2/13	DAL	W	111-99	3/2/19	DAL	L	81-111
10/31/97	VAN	W	90-88	2/14/03	MEM	W	110-103	2/22/08	MEM	W	98-83	12/18/13	DAL	W	105-91	4/5/19	DAL	L	112-122
11/4/97	DAL	W	92-87	3/1/03	DAL	W	114-87	11/21/08	DAL	W	91-76	2/5/14	MEM	W	110-96	4/7/19	MEM	W	129-127*
2/2/98	DAL	W	104-90	11/15/03	MEM	L	101-108*	12/23/08	DAL	W	100-82	4/16/14	MEM	L	105-106*	11/9/19	MEM	W	138-122
3/31/98	VAN	W	104-101	12/27/03	DAL	W	104-98	1/4/09	MEM	L	82-102	12/9/14	MEM	L	105-114	2/5/20	DAL	L	107-121
2/14/99	VAN	L	92-96	2/17/04	MEM	L	92-109	4/3/09	MEM	L	102-107	1/19/15	MEM	W	103-95	3/6/20	DAL	W	121-96
3/13/99	DAL	W	91-74	4/13/04	DAL	L	11-103	12/4/09	MEM	L	82-98	1/27/15	DAL	L	90-109	2/22/21	DAL	W	102-92
4/27/99	DAL	W	84-75	11/6/04	DAL	W	112-88	12/26/09	DAL	W	106-101	3/20/15	DAL	L	101-112	4/14/21	MEM	W	114-113
12/7/99	DAL	L	95-104	11/27/04	MEM	W	98-85	3/31/10	MEM	W	106-102*	11/24/15	MEM	L	96-110	5/11/21	MEM	L	104-133
2/6/00	VAN	W	103-99*	4/11/05	DAL	W	110-89	4/7/10	DAL	W	110-84	12/18/15	DAL	W	97-88	12/4/21	DAL	L	90-97
4/2/00	VAN	W	100-86	4/20/05	MEM	W	108-88	10/29/10	DAL	L	90-91	2/6/16	MEM	W	114-110*	12/8/21	MEM	W	104-96
4/16/00	DAL	W	114-106	11/26/05	DAL	L	92-112	11/10/10	MEM	W	106-91	4/8/16	DAL	W	103-93	1/14/22	MEM	W	112-85
11/8/00	DAL	L	74-101	12/9/05	MEM	W	90-83	1/15/11	MEM	L	70-89	11/18/16	DAL	L	64-80	1/23/22	DAL	W	104-91
11/18/00	VAN	W	91-88	2/1/06	MEM	W	81-80	3/6/11	DAL	L	103-104	3/3/17	DAL	W	104-100	--	--	--	--

* overtime

SERIES INFORMATION & NOTES

Overall series 72-32

Home games vs. Grizzlies 38-14

Road games at Grizzlies 34-18

Current series streak Dallas won last three

in Dallas Dallas won last game

in Memphis Dallas won last two

DALLAS

Last home win 104-91 (1/23/22)

Last road win 112-85 (1/14/22)

Largest margin of victory 37 (120-83, 1/25/01)

High point total 138 (11/9/19)

Low point total 64 (11/18/16)

MEMPHIS

Last home win 133-104 (5/11/21)

Last road win 97-90 (12/4/21)

Largest margin of victory 30 (111-81, 3/2/19)

High point total 133 (5/11/21)

Low point total 74 (3/13/99)

Series scoring record vs. Memphis

Dirk Nowitzki (38 on 2/7/07)

Series scoring record vs. Dallas

Pau Gasol (36 on 11/26/05)

Shareef Abdur-Rahim (36 on 2/27/01)

Shareef Abdur-Rahim (36 on 2/6/00 (OT))

The Mavericks hold an all-time record of 72-32 (.692) against the Grizzlies...Dallas has taken three straight and six of the last eight meetings...the Mavericks snapped the Grizzlies' franchise-best 11-game win streak with a 112-85 victory at Memphis (1/14/22)...Luka Dončić (27 points, 13 rebounds, 10 assists) recorded his 40th career triple-double at Memphis (1/14/22), becoming the 11th player in NBA history to reach the milestone while matching the triple-double total produced by the rest of the Mavericks franchise combined...Dončić floated in an off-balance, one-handed 3-pointer at the buzzer to lift Dallas to a thrilling 114-113 win at Memphis (4/14/21)...Memphis' two biggest wins over Dallas have both come since March 2019 (30, 111-81, at DAL 3/2/19; 29, 133-104, at MEM 5/11/21)...the 133 points put up by the Grizzlies (5/11/21) were their most in the all-time series...Dallas recorded a franchise-record 84 bench points in a 129-127 overtime win at Memphis (4/7/19)...Rick Carlisle recorded his 750th career victory at Memphis (4/7/19), becoming the 17th coach in NBA history to reach the milestone...Harrison Barnes banked in a 30-foot 3-pointer at the buzzer to give Dallas a 95-94 win at Memphis (11/22/17)...Memphis held Dallas to a series-low 64 points in its 80-64 win on 11/18/16...Dirk Nowitzki saw his streak of 82 consecutive free throws made come to an end against Memphis (10/29/10)...the Mavericks' series-best 13-game win streak against the Grizzlies ended with a 20-point Memphis victory on 1/4/09...the matchup on 3/13/99 took on a historical note as the Mavericks' A.C. Green tallied his 1,000th consecutive game played, the longest streak in NBA history...Dallas won 46 of the first 53 meetings after the Grizzlies franchise was formed in 1995.





MIAMI HEAT



Managing General Partner Micky Arison
 Chief Executive Officer Nick Arison
 President Pat Riley
 Head Coach Erik Spoelstra
 Assistant Coaches Chris Quinn, Malik Allen, Caron Butler, Octavio de la Grana, Anthony Carter, Eric Glass
 Head Athletic Trainer Wes Brown
 Head Strength & Conditioning Coach Eric Foran
 Home Court (Capacity) FTX Arena (19,600)
 Team Colors Red, Yellow, Black, White
 Cable Television Bally Sports Sun. Broadcasters: Eric Reid, John Crotty, Jason Jackson, Will Manso, Kristen Hewitt
 Radio 790 The Ticket (AM 790/FM 104.3 HD-2). Broadcasters: Jason Jackson, Ruth Riley Hunter, Ron Rothstein
 Spanish Radio WAQI (710 AM). Broadcasters: José Pañeda, Joe Pujala

MIAMI PR STAFF

Vice President, Sports Media Relations
 Tim Donovan (tim@heat.com)

Senior Director of Sports Media Relations
 Rob Wilson (rwilson@heat.com)

Director of Sports Media Relations
 Michael Lissack (mlissack@heat.com)

Sports Media Relations Senior Manager
 Nick Maiorana (nmaiorana@heat.com)

Sports Media Relations/Basketball Operations Assistant
 Maddox Burnett (mburnett@heat.com)

2021-22 SEASON SERIES RESULTS

Nov.2 vs. Dallas
 Feb.15 @ Miami
 Miami, 125-110
 Dallas, 107-99

2022-23 REGULAR SEASON VS. HEAT

DATE	SITE	TIME/RESULT
Jan.20	Dallas	6:30 pm
Apr.1	Miami	6:30 pm

2021-22 REGULAR SEASON VS. HEAT

DATE	SITE	RESULT
Nov.2	Dallas	L, 110-125
Feb.15	Miami	W, 107-99

SERIES HISTORY VS. HEAT

	ALL-TIME	STREAKS	LAST WIN	LAST LOSS
Overall	34-37	Won 1	Feb.15	Nov.2
Home	17-18	Lost 1	Jan.1	Nov.2
Road	17-19	Won 2	Feb.15	Feb.28

2021-22 DALLAS STATISTICS VS. MIAMI

PLAYER	GP-GS	MIN	FG-ATT	FG%	3FG-ATT	3FG%	FT-FTA	FT%	OFF	DEF	TOT/AVG	AST	PF-D	STL	TO	BLK	PTS	AVG
L. Dončić	2-2	73.7	15-43	.349	5-16	.313	19-24	.792	3	10	13/6.5	11	5-16	0	6	1	54	27.0
J. Brunson	2-2	69.5	16-27	.593	5-7	.714	7-10	.700	4	9	13/6.5	9	5-9	2	5	0	44	22.0
D. Finney-Smith	2-2	66.5	8-15	.533	6-11	.545	0-0	.000	4	6	10/5.0	2	7-0	0	2	2	22	11.0
M. Kleber	1-0	34.9	5-10	.500	3-8	.375	6-8	.750	2	4	6/6.0	0	3-5	1	1	5	19	19.0
T. Hardaway Jr.	1-1	31.1	5-15	.333	4-13	.308	3-4	.750	0	3	3/3.0	3	3-2	0	0	1	17	17.0
D. Powell	2-2	50.8	5-7	.714	0-0	.000	3-8	.375	3	7	10/5.0	5	10-6	2	1	1	13	6.5
D. Bertāns	1-0	13.3	4-8	.500	3-7	.429	1-1	1.000	1	2	3/3.0	1	2-1	0	0	0	12	12.0
R. Bullock	1-0	25.3	3-7	.429	3-7	.429	1-1	1.000	0	2	2/2.0	1	3-1	0	0	0	10	10.0
J. Green	2-1	24.3	3-6	.500	2-3	.667	0-0	.000	2	2	4/2.0	3	3-1	0	0	0	8	4.0
F. Ntilikina	2-0	22.1	3-9	.333	1-7	.143	0-0	.000	1	0	1/0.5	1	2-0	0	0	0	7	3.5
S. Brown	2-0	18.9	1-4	.250	0-2	.000	2-2	1.000	1	5	6/3.0	1	1-1	0	0	0	4	2.0
S. Dinwiddie	1-0	23.1	2-5	.400	0-2	.000	0-4	.000	0	2	2/2.0	5	2-4	1	0	0	4	4.0
M. Brown	1-0	1.7	1-1	1.000	0-0	.000	0-0	.000	0	0	0/0.0	0	0-0	0	0	0	2	2.0
E. Omoruyi	1-0	1.7	0-0	.000	0-0	.000	1-2	.500	0	2	2/2.0	0	0-1	0	0	0	1	1.0
W. Cauley-Stein	1-0	19.1	0-2	.000	0-0	.000	0-0	.000	2	1	3/3.0	1	1-1	0	1	0	0	0.0
B. Marjanović	1-0	2.2	0-1	.000	0-0	.000	0-0	.000	0	1	1/1.0	0	0-0	0	1	0	0	0.0
J. McLaughlin	1-0	1.7	0-0	.000	0-0	.000	0-0	.000	0	0	0/0.0	1	0-0	0	0	0	0	0.0
TEAM	24-10	480.0	71-160	.444	32-83	.386	43-64	.672	23	56	79/39.5	44	47-48	6	17	10	217	108.5

2021-22 MIAMI STATISTICS VS. DALLAS

PLAYER	GP-GS	MIN	FG-ATT	FG%	3FG-ATT	3FG%	FT-FTA	FT%	OFF	DEF	TOT/AVG	AST	PF-D	STL	TO	BLK	PTS	AVG
J. Butler	2-2	71.0	12-29	.414	0-3	.000	28-31	.903	6	10	16/8.0	9	6-19	3	3	1	52	26.0
B. Adebayo	2-2	65.7	18-37	.486	0-0	.000	7-9	.778	7	18	25/12.5	4	7-11	0	3	4	43	21.5
K. Lowry	2-2	73.8	11-18	.611	8-11	.727	5-6	.833	0	9	9/4.5	13	4-5	1	3	0	35	17.5
T. Herro	1-0	34.8	11-20	.550	3-6	.500	0-0	.000	1	2	3/3.0	4	1-0	0	0	0	25	25.0
O. Yurtseven	2-0	16.7	6-9	.667	0-0	.000	1-2	.500	5	5	10/5.0	1	1-2	0	1	0	13	6.5
P. Tucker	2-2	60.4	4-10	.400	2-6	.333	2-4	.500	1	8	9/4.5	3	6-4	1	3	0	12	6.0
D. Robinson	2-2	44.3	4-9	.444	3-7	.429	0-0	.000	1	1	2/1.0	1	7-1	1	2	0	11	5.5
D. Dedmon	1-0	13.6	4-7	.571	0-0	.000	2-2	1.000	0	5	5/5.0	0	1-1	1	0	1	10	10.0
M. Morris	1-0	13.6	4-6	.667	1-2	.500	0-0	.000	2	1	3/3.0	2	3-1	0	0	0	9	9.0
H. Highsmith	1-0	15.8	2-6	.333	2-5	.400	0-0	.000	0	2	2/2.0	0	2-0	0	0	0	6	6.0
M. Strus	1-0	20.5	1-4	.250	1-3	.333	1-1	1.000	0	1	1/1.0	1	4-2	0	1	0	4	4.0
G. Vincent	2-0	31.1	1-9	.111	0-7	.000	2-2	1.000	1	3	4/2.0	5	4-1	0	2	0	4	2.0
U. Haslem	1-0	1.7	0-1	.000	0-1	.000	0-0	.000	0	1	1/1.0	0	0-0	0	0	0	0	0.0
C. Martin	1-0	17.0	0-2	.000	0-1	.000	0-0	.000	0	3	3/3.0	1	2-0	0	0	1	0	0.0
TEAM	21-10	479.9	78-167	.467	20-52	.385	48-57	.842	24	69	93/46.5	44	48-47	7	18	7	224	112.0





2022-23 VS MAVERICKS

Jan. 20 at Dallas
Apr. 1 at Miami

2021-22 SEASON

53-29 (.646)
in Southeast

PLAYOFFS

Defeated Atlanta, 4-1
Defeated Philadelphia, 4-2
Lost to Boston, 4-3

2021-22 REGULAR SEASON INDIVIDUAL BESTS			2021-22 REGULAR SEASON HEAT BESTS			2021-22 REGULAR SEASON TEAM		
Points	33	Luka Dončić vs. MIA 11/2/21	Points	29	Jimmy Butler @ MIA 2/15/22	Biggest Win	8	@ MIA 2/15/22
Rebounds	10	Luka Dončić @ MIA 2/15/22	Rebounds	13	Bam Adebayo vs. MIA 11/2/21	Biggest Loss	15	vs. MIA 11/2/21
Assists	6	Luka Dončić @ MIA 2/15/22, Jalen Brunson @ MIA 2/15/22	Assists	9	Kyle Lowry vs. MIA 11/2/21			

DATE	SITE	W/L	SCORE	DATE	SITE	W/L	SCORE	DATE	SITE	W/L	SCORE	DATE	SITE	W/L	SCORE	DATE	SITE	W/L	SCORE
11/8/88	DAL	W	92-88	3/17/94	MIA	L	98-115	3/2/02	DAL	L	95-109	12/11/09	MIA	W	106-93	2/27/17	DAL	W	96-89
12/17/88	MIA	W	104-87	11/15/94	MIA	L	102-115	2/15/03	DAL	W	96-92	2/20/10	DAL	W	97-91	12/22/17	MIA	L	101-113
2/16/89	DAL	W	93-80	1/14/95	DAL	L	77-84	3/7/03	MIA	W	91-89	11/27/10	DAL	W	106-95	1/29/18	DAL	L	88-95
2/23/89	MIA	W	111-110*	11/28/95	MIA	L	89-111	11/3/03	DAL	W	103-93	12/20/10	MIA	W	99-96	2/13/19	DAL	L	101-112
4/2/89	DAL	W	98-96	3/12/96	DAL	L	118-125	3/26/04	MIA	L	118-119*	12/25/11	DAL	L	94-105	3/28/19	MIA	L	99-105
4/18/89	MIA	W	103-99	11/9/96	DAL	L	84-91	11/11/04	MIA	W	113-93	3/29/12	MIA	L	85-106	12/14/19	DAL	L	118-122*
11/18/89	DAL	W	100-99	12/4/96	MIA	L	79-101	2/1/05	DAL	W	109-104	12/20/12	DAL	L	95-110	2/28/20	MIA	L	118-126
3/23/90	MIA	W	106-103	2/26/98	MIA	L	72-91	11/25/05	MIA	W	103-90	1/2/13	MIA	L	109-119*	1/1/21	DAL	W	93-83
11/14/90	MIA	L	93-105	3/7/98	DAL	L	88-94	2/9/06	DAL	W	112-76	11/15/13	MIA	L	104-110	5/4/21	MIA	W	127-113
3/2/91	DAL	L	103-109	4/7/99	MIA	L	87-93	1/21/07	MIA	W	99-93	2/18/14	DAL	L	106-117	11/2/21	DAL	L	110-125
12/10/91	DAL	W	114-110*	11/11/99	MIA	L	105-128	2/22/07	DAL	W	112-100	11/9/14	DAL	L	96-105	2/15/22	MIA	W	107-99
1/25/92	MIA	L	101-103	12/20/99	DAL	L	89-92	1/4/08	DAL	W	94-89	1/30/15	MIA	W	93-72	--	--	--	--
12/8/92	DAL	L	112-126	2/1/01	DAL	W	95-91*	3/16/08	MIA	W	98-73	1/1/16	MIA	L	82-106	--	--	--	--
1/24/93	MIA	L	106-122	3/7/01	MIA	W	93-86	1/31/09	MIA	W	111-96	2/3/16	DAL	L	90-93	--	--	--	--
12/7/93	DAL	L	101-106	11/23/01	MIA	W	104-94	4/1/09	DAL	W	98-96	1/19/17	MIA	L	95-99	--	--	--	--

* overtime

SERIES INFORMATION & NOTES

Overall series 34-37

Home games vs. Heat 17-18

Road games at Heat 17-19

Current series streak Dallas won last game

in Dallas Miami won last game

in Miami Dallas won last two

DALLAS

Last home win 93-83 (1/1/21)

Last road win 107-99 (2/15/22)

Largest margin of victory 36 (112-76, 2/9/06)

High point total 127 (5/4/21)

Low point total 72 (2/26/98)

MIAMI

Last home win 126-118 (2/28/20)

Last road win 125-110 (11/2/21)

Largest margin of victory 24 (106-82, 1/1/16)

High point total 128 (11/11/99)

Low point total 72 (1/30/15)

Series scoring record vs. Miami

Dirk Nowitzki (41 on 11/11/04)

Series scoring record vs. Dallas

LeBron James (42 on 2/18/14)

Dallas has taken three of the last four meetings, after Miami won 16 of the previous 18...Miami native Tim Hardaway Jr. connected on a career-high 10 3-pointers (10-18 3FG) en route to scoring a game-high 36 points in a 127-113 win at AmericanAirlines Arena (5/4/21), tying the Mavericks franchise record for most 3-point field goals made in a game...the Mavericks won 20-of-22 meetings from February 2001 to December 2010, including 14 straight (11/11/04-12/20/10)...LeBron James scored a series-best 42 points in a 117-106 victory for Miami (2/18/14)...Dirk Nowitzki registered a Mavericks series-high 41 points in a 113-93 win at Miami (11/11/04)...on 2/1/01, the Mavericks broke the then-longest losing streak in professional sports with a 95-91 win over the Heat (ended a streak of 16 consecutive wins for Miami)...later in the 2000-01 season, the Mavericks won in Miami for the first time in 11 years (in their first appearance at AmericanAirlines Arena) on 3/7/01...Dallas won the first eight and nine of the first 11 meetings between the teams.





MILWAUKEE BUCKS



Owners Marc Lasry, Wes Edens, Jamie Dinan
 General Manager Jon Horst
 Head Coach Mike Budenholzer
 Assistant Coaches .. Darvin Ham, Charles Lee, Patrick St. Andrews, Chad Forcier, Vin Baker, Josh Oppenheimer, Mike Dunlap
 Vice President of Performance Dr. Troy Flanagan
 Head Athletic Trainer Scott Faust
 Head of Strength and Conditioning Suki Hobson
 Equipment Manager Trevor Poulson
 Address 1111 N. Vel R. Phillips Ave. Milwaukee, WI 53203
 Phone (414) 227-0500
 Arena Fiserv Forum (17,385)
 Radio620 AM/103.3 FM WTMJ: Dave Koehn
 TV Bally Sports Wisconsin Broadcasters: Lisa Byington, Marques Johnson, Steve Novak, Zora Stephenson
 Team colors Good Land Green, Cream City Cream, Great Lakes Blue, Bucks Black

MILWAUKEE PR STAFF

Chief Communications Officer
 Barry Baum (bbaum@bucks.com)

Vice President of Communications
 Dan Smyczek (dsmyczek@bucks.com)

Communications Manager
 Eric Kohlbeck (ekohlbeck@bucks.com)

Communications Coordinator
 Kate Reed (kate.reed@bucks.com)

2021-22 SEASON SERIES RESULTS

Dec.23 vs. Dallas Milwaukee, 102-95
 Apr.3 @ Milwaukee Dallas, 118-112

2022-23 REGULAR SEASON VS. BUCKS

DATE	SITE	TIME/RESULT
Nov.27	Milwaukee	7:00 pm
Dec.9	Dallas	9:00 pm

2021-22 REGULAR SEASON VS. BUCKS

DATE	SITE	RESULT
Dec.23	Dallas	L, 95-102
Apr.3	Milwaukee	W, 118-112

SERIES HISTORY VS. BUCKS

	ALL-TIME	STREAKS	LAST WIN	LAST LOSS
Overall	38-43	Won 1	Apr.3	Dec.23
Home	26-15	Lost 1	Apr.8	Dec.23
Road	12-28	Won 1	Apr.3	Jan.15

2021-22 DALLAS STATISTICS VS. MILWAUKEE

PLAYER	GP-GS	MIN	FG-ATT	FG%	3FG-ATT	3FG%	FT-FTA	FT%	OFF	DEF	TOT/AVG	AST	PF-D	STL	TO	BLK	PTS	AVG
J. Brunson	2-2	75.0	12-27	.444	5-11	.455	5-5	1.000	1	6	7/3.5	9	2-5	1	3	0	34	17.0
D. Powell	2-2	52.9	13-15	.867	1-1	1.000	7-8	.875	3	13	16/8.0	3	4-9	2	3	0	34	17.0
L. Dončić	1-1	39.1	9-22	.409	3-9	.333	11-14	.786	0	8	8/8.0	15	2-9	3	6	0	32	32.0
D. Finney-Smith	2-2	79.9	7-20	.350	3-15	.200	6-6	1.000	0	4	4/2.0	9	6-4	2	0	3	23	11.5
R. Bullock	1-1	40.3	6-9	.667	3-6	.500	1-1	1.000	0	7	7/7.0	1	5-1	0	0	1	16	16.0
M. Chriss	2-0	16.7	7-12	.583	0-2	.000	1-2	.500	3	2	5/2.5	0	7-1	2	3	0	15	7.5
F. Ntilikina	1-1	37.7	5-16	.313	2-10	.200	2-2	1.000	0	1	1/1.0	5	3-5	2	3	0	14	14.0
S. Dinwiddie	1-0	20.8	3-6	.500	3-4	.750	2-2	1.000	0	0	0/0.0	4	2-1	0	2	0	11	11.0
S. Brown	1-1	36.5	4-11	.364	2-6	.333	0-0	.000	3	10	13/13.0	3	1-0	1	0	0	10	10.0
T. Pinson	1-0	21.9	3-9	.333	3-8	.375	0-0	.000	0	4	4/4.0	1	4-0	0	0	0	9	9.0
D. Bertāns	1-0	17.2	2-5	.400	2-5	.400	0-0	.000	0	5	5/5.0	0	3-1	0	1	1	6	6.0
M. Brown	1-0	8.8	1-1	1.000	0-0	.000	1-2	.500	0	5	5/5.0	0	0-1	0	1	0	3	3.0
J. Green	1-0	10.1	1-2	.500	1-2	.500	0-0	.000	0	1	1/1.0	0	1-0	0	0	0	3	3.0
B. Knight	1-0	9.6	1-4	.250	0-3	.000	0-0	.000	0	2	2/2.0	0	1-0	0	0	0	2	2.0
G. King	1-0	4.3	0-1	.000	0-1	.000	1-2	.500	0	1	1/1.0	0	0-1	0	0	0	1	1.0
C. Jones	1-0	9.2	0-2	.000	0-0	.000	0-0	.000	0	2	2/2.0	3	0-0	0	1	0	0	0.0
TEAM	20-10	480.0	74-162	.457	28-83	.337	37-44	.841	10	71	81/40.5	53	41-38	13	23	5	213	106.5

2021-22 MILWAUKEE STATISTICS VS. DALLAS

PLAYER	GP-GS	MIN	FG-ATT	FG%	3FG-ATT	3FG%	FT-FTA	FT%	OFF	DEF	TOT/AVG	AST	PF-D	STL	TO	BLK	PTS	AVG
J. Holiday	2-2	70.7	15-26	.577	8-13	.615	6-8	.750	3	6	9/4.5	16	5-9	4	4	1	44	22.0
K. Middleton	2-2	68.4	11-28	.393	2-7	.286	13-14	.929	1	8	9/4.5	16	8-9	1	8	0	37	18.5
G. Antetokounmpo	1-1	39.7	12-22	.545	0-3	.000	4-8	.500	3	7	10/10.0	2	2-10	2	3	0	28	28.0
D. Cousins	1-1	27.9	8-15	.533	1-4	.250	5-7	.714	2	6	8/8.0	4	3-7	1	1	1	22	22.0
P. Connaughton	2-1	52.7	8-13	.615	4-9	.444	1-1	1.000	1	9	10/5.0	2	3-1	0	1	0	21	10.5
B. Portis	1-0	23.2	7-13	.538	3-6	.500	0-0	.000	2	6	8/8.0	0	1-0	1	0	0	17	17.0
B. Lopez	1-1	22.3	6-13	.462	2-4	.500	0-0	.000	1	2	3/3.0	0	3-0	2	0	0	14	14.0
G. Allen	2-0	41.5	5-14	.357	3-11	.273	0-0	.000	0	5	5/2.5	3	4-2	1	1	2	13	6.5
W. Matthews	2-1	36.3	3-12	.250	1-8	.125	2-2	1.000	1	3	4/2.0	1	2-2	0	1	1	9	4.5
J. Nwora	1-1	27.7	2-6	.333	1-3	.333	0-0	.000	0	8	8/8.0	0	0-1	2	0	1	5	5.0
G. Hill	2-0	44.2	2-8	.250	0-3	.000	0-0	.000	2	5	7/3.5	4	4-0	2	2	0	4	2.0
R. Hood	1-0	15.9	0-4	.000	0-2	.000	0-0	.000	0	2	2/2.0	2	2-0	0	0	0	0	0.0
S. Ojeleye	1-0	9.6	0-3	.000	0-3	.000	0-0	.000	0	0	0/0.0	1	1-0	0	0	0	0	0.0
TEAM	19-10	479.9	79-177	.446	25-76	.329	31-40	.775	16	67	83/41.5	51	38-41	16	21	6	214	107.0





2022-23 VS MAVERICKS

Nov. 27 at Milwaukee
Dec. 9 at Dallas

2021-22 SEASON

51-31 (.622)
in Central

PLAYOFFS

Defeated Chicago, 4-1
Lost to Boston, 4-3

2021-22 REGULAR SEASON INDIVIDUAL BESTS				2021-22 REGULAR SEASON BUCKS BESTS				2021-22 REGULAR SEASON TEAM			
Points	32	Luka Dončić @ MIL 4/3/22		Points	28	Giannis Antetokounmpo @ MIL 4/3/22		Biggest Win	6	@ MIL 4/3/22	
Rebounds	13	Dwight Powell @ MIL 4/3/22, Sterling Brown vs. MIL 12/23/21		Rebounds	10	Giannis Antetokounmpo @ MIL 4/3/22		Biggest Loss	7	vs. MIL 12/23/21	
Assists	15	Luka Dončić @ MIL 4/3/22		Assists	9	Khris Middleton @ MIL 4/3/22, Jrue Holiday @ MIL 4/3/22					

DATE	SITE	W/L	SCORE	DATE	SITE	W/L	SCORE	DATE	SITE	W/L	SCORE	DATE	SITE	W/L	SCORE	DATE	SITE	W/L	SCORE
12/27/80	MIL	L	96-112	3/13/89	DAL	L	95-111	11/22/97	DAL	L	62-83	3/28/07	DAL	W	105-103	1/8/16	MIL	L	95-96
2/17/81	DAL	L	106-114	2/22/90	MIL	L	97-109	12/30/97	MIL	L	98-105*	11/24/07	MIL	L	95-97	11/6/16	DAL	W	86-75*
1/20/82	DAL	W	109-104	4/1/90	DAL	W	86-72	12/5/99	MIL	L	97-103	2/6/08	DAL	W	107-96	4/2/17	MIL	W	109-105
2/5/82	MIL	L	92-117	12/21/90	DAL	W	103-89	2/15/00	DAL	L	99-112	1/21/09	MIL	L	99-133	11/18/17	DAL	W	111-79
12/30/82	MIL	L	99-111	1/3/91	MIL	L	87-97	10/31/00	DAL	W	97-93	2/25/09	DAL	W	116-96	12/8/17	MIL	L	102-109
3/4/83	DAL	L	102-108	11/9/91	MIL	L	95-111	11/1/01	MIL	L	94-102	11/16/09	MIL	W	115-113*	1/21/19	MIL	L	106-116
12/16/83	MIL	L	105-110	1/22/92	DAL	W	118-116	12/20/01	DAL	W	113-101	1/26/10	DAL	W	108-107	2/8/19	DAL	L	107-122
2/24/84	DAL	L	88-95	11/11/92	DAL	L	116-124	3/26/02	MIL	W	112-106*	12/13/10	DAL	L	99-103	12/16/19	MIL	W	120-116
11/20/84	DAL	W	109-108	3/2/93	MIL	L	86-120	12/30/02	DAL	L	107-110	1/1/11	MIL	L	87-99	8/8/20	†DAL	W	136-132*
12/18/84	MIL	L	96-110	12/3/93	DAL	L	106-107	2/12/03	MIL	L	114-120	1/13/12	DAL	W	102-76	1/15/21	MIL	L	109-112
12/21/85	MIL	L	107-132	12/22/93	MIL	L	86-96	12/30/03	DAL	W	101-92	2/26/13	DAL	L	90-95	4/8/21	DAL	L	116-101
2/19/86	DAL	L	107-124	1/31/95	MIL	L	105-107	1/2/04	MIL	L	101-109	3/12/13	MIL	W	115-108	12/23/21	DAL	L	95-102
1/16/87	MIL	W	124-122*	3/28/95	DAL	W	114-93	1/2/05	DAL	W	123-104	11/9/13	MIL	W	91-83	4/3/22	MIL	W	118-112
1/30/87	DAL	W	133-117	11/9/95	DAL	W	104-94	3/11/05	MIL	W	112-110	12/14/13	DAL	W	106-93	--	--	--	--
12/13/87	MIL	W	113-99	2/6/96	MIL	L	111-114	11/29/05	MIL	L	111-113*	12/3/14	MIL	W	107-105	--	--	--	--
1/23/88	DAL	W	113-97	11/19/96	MIL	L	97-100	1/16/06	DAL	W	114-95	12/7/14	DAL	W	125-102	--	--	--	--
12/23/88	MIL	L	101-113	2/20/97	DAL	L	99-101	2/13/07	MIL	W	99-93	12/28/15	DAL	W	103-93	--	--	--	--

* overtime † neutral location

SERIES INFORMATION & NOTES

Overall series 38-43

Home games vs. Bucks 25-15

Road games at Bucks 12-28

Neutral site games Dallas 1-0

Current series streak Dallas won last game

in Dallas Milwaukee won last game

in Milwaukee Dallas won last game

DALLAS

Last home win 116-101 (4/8/21)

Last road win 118-112 (4/3/22)

Largest margin of victory 32 (111-79, 11/18/17)

High point total 136 (OT) (8/8/20)

Low point total 62 (11/22/97)

MILWAUKEE

Last home win 112-109 (1/15/21)

Last road win 102-95 (12/23/21)

Largest margin of victory 34 (twice)

High point total 133 (1/21/09)

Low point total 72 (4/1/90)

Series scoring record vs. Milwaukee

Dirk Nowitzki (40 on 12/30/02)

Series scoring record vs. Dallas

Giannis Antetokounmpo (48 on 12/16/19)

The Mavericks and Bucks have split the last two season series (the home team won both meetings in 2020-21 and the road team won both matchups in 2021-22)...Dallas swept Milwaukee (56-17, .767), 2-0, in 2019-20, marking the first time in franchise history that the Mavericks swept the team with the best eventual winning percentage (tied or outright) in a single season...the Mavericks snapped the Bucks' 18-game win streak with a 120-116 victory at Fiserv Forum (12/16/19), marking the longest win streak broken by Dallas in franchise history...after the Bucks won 27 of the first 38 meetings between the two franchises (1980-81 to 1999-00), the Mavericks have since taken 27 of the last 43 (2000-01 to 2021-22)...the Mavericks beat the Bucks by 32 (111-79) on 11/18/17, marking their largest margin of victory over Milwaukee...on 11/6/16, the Mavericks outscored the Bucks 12-1 in overtime en route to an 86-75 win...Dallas set new franchise records for fewest points allowed in an overtime game (75) and an overtime period (1)...the Bucks broke the Mavericks' season-high 12-game win streak with a 103-99 victory at Dallas (12/13/10), ending their seven-game losing streak at American Airlines Center...Dirk Nowitzki, who was originally selected ninth overall by the Bucks in 1998 (before having his draft rights traded to Dallas), recorded his first career triple-double with a 29-point, 10-rebound, 12-assist effort against Milwaukee (2/6/08)...Nowitzki scored a series-best 40 points in a loss to the Bucks on 12/30/02...Dallas snapped a 12-game road losing streak against the Bucks with a 112-106 triumph at the Bradley Center on 3/26/02...Milwaukee held the Mavericks to a team record-low 62 points in an 83-62 win in Dallas on 11/22/97.





MINNESOTA TIMBERWOLVES



Owner Glen Taylor
Chief Executive Officer Ethan Casson
President of Basketball Operations Tim Connelly
Executive Vice President of Basketball Operations Sachin Gupta
Head Coach Chris Finch
Assistant Coaches Micah Nori, Pablo Prigioni, Elston Turner, Kevin Hanson
Vice President, Team Medical Services Dr. Sheldon Burns, M.D.
Vice President, Player Health/Head Athletic Trainer Gregg Farnam
Strength and Conditioning Coach Bill Burgos
Arena Target Center (19,356)
Address 600 N 1st Ave, Minneapolis, MN 55403
Television Bally Sports North (Cable), Dave Benz, Jim Petersen, Katie Storm
Radio WCCO-AM 830, Alan Horton

MINNESOTA PR STAFF

Sr. Communications and Broadcast Manager
Aaron Freeman (Aaron.Freeman@timberwolves.com)

Communications Director
Sara Perez (Sara.Perez@timberwolves.com)

2021-22 SEASON SERIES RESULTS

Dec.19 @ Minnesota Minnesota, 111-105
Dec.21 vs. Dallas Dallas, 114-102
Mar.21 vs. Dallas Dallas, 110-108
Mar.25 @ Minnesota Minnesota, 116-95

2022-23 REGULAR SEASON VS. TIMBERWOLVES

Table with 3 columns: DATE, SITE, TIME/RESULT. Rows include Dec.19 Minnesota 7:00 pm, Dec.21 Minnesota 7:00 pm, Feb.13 Dallas 7:30 pm.

2021-22 REGULAR SEASON VS. TIMBERWOLVES

Table with 3 columns: DATE, SITE, RESULT. Rows include Dec.19 Minnesota L, 105-111, Dec.21 Dallas W, 114-102, Mar.21 Dallas W, 110-108, Mar.25 Minnesota L, 95-116.

SERIES HISTORY VS. TIMBERWOLVES

Table with 5 columns: Overall, Home, Road, ALL-TIME, STREAKS, LAST WIN, LAST LOSS. Rows include Overall 75-54, Home 40-25, Road 35-29.

2021-22 DALLAS STATISTICS VS. MINNESOTA

Large table with 17 columns: PLAYER, GP-GS, MIN, FG-ATT, FG%, 3FG-ATT, 3FG%, FT-FTA, FT%, OFF, DEF, TOT/AVG, AST, PF-D, STL, TO, BLK, PTS, AVG. Rows include J. Brunson, D. Finney-Smith, D. Powell, L. Dončić, S. Dinwiddie, T. Hardaway Jr., R. Bullock, M. Kleber, S. Brown, B. Marjanović, K. Porzingis, T. Burke, J. Green, F. Ntilikina, M. Brown, M. Chriss, T. Pinson, J. McLaughlin, and TEAM.

2021-22 MINNESOTA STATISTICS VS. DALLAS

Large table with 17 columns: PLAYER, GP-GS, MIN, FG-ATT, FG%, 3FG-ATT, 3FG%, FT-FTA, FT%, OFF, DEF, TOT/AVG, AST, PF-D, STL, TO, BLK, PTS, AVG. Rows include K. Towns, D. Russell, M. Beasley, J. Nowell, A. Edwards, T. Prince, P. Beverley, N. Reid, J. McDaniels, J. McLaughlin, J. Vanderbilt, J. Layman, N. Knight, J. Okogie, L. Bolmaro, and TEAM.





2022-23 VS MAVERICKS

Dec. 19 at Minnesota
Dec. 21 at Minnesota
Feb. 13 at Dallas

2021-22 SEASON

46-36 (.561)
in Northwest

PLAYOFFS

Lost to Memphis, 4-2

2021-22 REGULAR SEASON INDIVIDUAL BESTS

Points	28	Jalen Brunson vs. MIN 12/21/21, Tim Hardaway Jr. @ MIN 12/19/21
Rebounds	14	Maxi Kleber @ MIN 12/19/21
Assists	11	Jalen Brunson @ MIN 12/19/21

2021-22 REGULAR SEASON TIMBERWOLVES BESTS

Points	26	Karl-Anthony Towns vs. MIN 12/21/21
Rebounds	14	Karl-Anthony Towns vs. MIN 12/21/21
Assists	12	D'Angelo Russell vs. MIN 12/21/21

2021-22 REGULAR SEASON TEAM

Biggest Win	12	vs. MIN 12/21/21
Biggest Loss	21	@ MIN 3/25/22

DATE	SITE	W/L	SCORE	DATE	SITE	W/L	SCORE	DATE	SITE	W/L	SCORE	DATE	SITE	W/L	SCORE
11/24/88	DAL	W	99-89	11/29/94	DAL	W	84-83	3/21/01	MIN	L	97-109	1/6/08	MIN	W	101-78
12/13/89	MIN	W	90-87	1/27/95	DAL	L	94-102	4/18/01	DAL	W	120-100	2/24/08	MIN	W	99-83
2/8/90	DAL	W	90-77	2/1/95	MIN	W	104-83	12/15/01	DAL	W	125-117	11/1/08	MIN	W	95-85
2/25/90	MIN	W	87-82	3/22/95	MIN	W	99-96	12/18/01	MIN	W	107-103	12/30/08	DAL	W	107-100
3/30/90	DAL	L	82-84	4/7/95	DAL	W	111-94	2/19/02	DAL	L	100-117	3/31/09	MIN	W	108-88
11/2/90	MIN	L	85-98	12/23/95	MIN	L	98-111	3/28/02	MIN	L	111-113	4/13/09	DAL	W	96-94
11/20/90	DAL	L	91-92*	2/3/96	DAL	L	96-105	1/30/03	DAL	W	112-109	11/13/09	MIN	W	89-77
1/2/91	MIN	L	95-115	2/5/96	MIN	L	92-104	2/11/03	MIN	L	98-100	2/5/10	DAL	L	108-117
2/26/91	MIN	L	94-100	3/22/96	DAL	L	84-110	3/10/03	DAL	L	83-92	3/3/10	DAL	W	112-109
4/17/91	DAL	W	102-100	11/14/96	MIN	L	90-100	3/30/03	MIN	W	119-95	3/8/10	MIN	W	125-112
11/6/91	MIN	W	97-94	1/30/97	DAL	L	82-92	11/29/03	DAL	W	92-88	12/1/10	DAL	W	100-86
11/30/91	DAL	W	79-78	2/27/97	DAL	L	105-107**	12/18/03	MIN	L	109-114	3/7/11	MIN	W	108-105
2/21/92	DAL	W	109-94	4/16/97	MIN	W	92-77	1/3/04	DAL	W	119-112	3/24/11	DAL	W	104-96
2/26/92	DAL	L	105-106	1/17/98	DAL	L	110-113*	3/3/04	MIN	L	97-121	1/1/12	DAL	L	82-99
4/3/92	MIN	L	95-104	2/15/98	MIN	L	99-105*	11/22/04	DAL	L	82-83	1/25/12	DAL	L	90-105
11/10/92	MIN	L	104-118	3/3/98	MIN	W	110-99	12/7/04	MIN	W	97-87	2/10/12	MIN	W	104-97
12/10/92	DAL	L	88-111	3/23/98	DAL	W	91-87	3/13/05	MIN	W	102-93	11/12/12	DAL	L	82-90
1/2/93	MIN	L	71-103	3/30/99	MIN	L	78-98	3/15/05	DAL	L	91-100	12/15/12	MIN	L	106-114*
2/26/93	MIN	L	89-99	4/5/99	MIN	L	93-100	12/18/05	DAL	W	102-95	1/14/13	DAL	W	113-98
4/23/93	DAL	W	103-100	4/15/99	DAL	W	101-95	1/4/06	MIN	L	78-91	3/10/13	MIN	W	100-77
11/12/93	MIN	W	115-99	12/4/99	MIN	W	103-84	1/7/06	DAL	W	83-79	11/8/13	MIN	L	108-116
12/23/93	MIN	W	93-89	12/18/99	DAL	L	104-108	11/27/06	DAL	W	93-87	11/30/13	DAL	L	106-112
1/12/94	DAL	L	85-103	3/9/00	DAL	L	79-100	2/3/07	DAL	W	94-93	12/30/13	MIN	W	100-98
2/2/94	MIN	W	92-88	4/19/00	MIN	W	113-107	2/27/07	MIN	W	91-65	3/19/14	DAL	L	122-123*
2/8/94	DAL	W	108-105*	1/10/01	MIN	W	106-86	4/11/07	MIN	W	105-88	11/15/14	DAL	W	131-117
4/24/94	DAL	W	116-102	3/15/01	DAL	W	103-83	11/28/07	DAL	W	109-103	1/21/15	MIN	W	98-75

*overtime

SERIES INFORMATION & NOTES

Overall series 75-54

Home games vs. Timberwolves 40-25

Road games at Timberwolves 35-29

Current series streak Minnesota won last game

in Dallas Dallas won last two

in Minnesota Minnesota won last three

DALLAS

Last home win 110-108 (3/21/22)

Last road win 128-120 (3/24/21)

Largest margin of victory 27 (128-101, 2/28/16)

High point total 140 (10/20/18)

Low point total 71 (1/2/93)

MINNESOTA

Last home win 116-95 (3/25/22)

Last road win 110-108 (4/3/19)

Largest margin of victory 32 (103-71, 1/2/93)

High point total 136 (twice)

Low point total 65 (2/27/07)

Series scoring record vs. Minnesota

Kristaps Porzingis (38 on 3/1/20)

Series scoring record vs. Dallas

Kevin Love (36 on 12/30/13)

Al Jefferson (36 on 3/8/10)

Chauncey Billups (36 on 2/19/02)

The Mavericks have taken nine of the last 14 (and 39 of the last 57) meetings...Dallas had six players score 15+ points in the team's 110-108 win over Minnesota on 3/21/22 (Dwight Powell, 22; Spencer Dinwiddie, 20; Reggie Bullock, 18; Dorian Finney-Smith, 15; Jalen Brunson, 15; Luka Dončić, 15), marking the first time since 4/23/89 at Denver that the Mavericks accomplished the feat...Dončić had three go-ahead field goals in the final 1:28 of the Mavericks' 119-115 win at Minnesota (1/11/19), becoming the first rookie with three go-ahead baskets in the final 2 minutes of regulation since Vince Carter (4/1/99 vs. IND)...Dallas defeated Minnesota 140-136 in its 2018-19 home opener (10/20/18), a game that saw both teams post their highest point totals in the history of the all-time series...Dallas recorded its largest series win over Minnesota (27, 128-101) on 2/28/16...Tyson Chandler set a franchise record for the most rebounds in a period when he pulled down 14 of his game-high 18 rebounds in the third quarter vs. Minnesota (12/1/10)...Rick Carlisle recorded his 400th win as a head coach against Minnesota (12/1/10)...it also marked the 300th win by Dallas at American Airlines Center.





NEW ORLEANS PELICANS



Governor Gayle Benson
 Executive Vice President of Basketball Operations David Griffin
 General Manager Trajan Langdon
 Head Coach Willie Green
 Assistant Coaches Jarron Collins, Casey Hill, Fred Vinson, Teresa Weatherspoon, Ryan Frazier, Ryan Pannone
 Vice President of Player Care & Performance Aaron Nelson
 Head Athletic Trainer Tom Maystadt
 Home Court Smoothie King Center (16,867, 2002)
 Team Colors Blue, Gold, Red
 Radio WRNO (99.5 FM) - Todd Graffagnini, John DeShazier, Joe Cardosi, Erin Summers
 Television Bally Sports New Orleans - Joel Meyers, Antonio Daniels, Jen Hale
 Address 5800 Airline Drive New Orleans, LA 70003

NEW ORLEANS PR STAFF

Dir. of Basketball Communications
 Matt Ryan (matt.ryan@pelicans.com)

 Basketball Communications & Broadcast Manager
 Chris Trahan (chris.trahant@pelicans.com)

 Basketball Communications Coordinator
 Henry Valier (henry.valier@pelicans.com)

2021-22 SEASON SERIES RESULTS

Nov.8 vs. Dallas Dallas, 108-92
 Dec.1 @ New Orleans Dallas, 139-107
 Dec.3 vs. Dallas New Orleans, 107-91
 Feb.17 @ New Orleans Dallas, 125-118

2022-23 REGULAR SEASON VS. PELICANS

DATE	SITE	TIME/RESULT
Oct.25	New Orleans	6:30 pm
Jan.7	Dallas	7:00 pm
Feb.2	Dallas	7:30 pm
Mar.8	New Orleans	6:30 pm

2021-22 REGULAR SEASON VS. PELICANS

DATE	SITE	RESULT
Nov.8	Dallas	W, 108-92
Dec.1	New Orleans	W, 139-107
Dec.3	Dallas	L, 91-107
Feb.17	New Orleans	W, 125-118

SERIES HISTORY VS. PELICANS

	ALL-TIME	STREAKS	LAST WIN	LAST LOSS
Overall	50-24	Won 1	Feb.17	Dec.3
Home	30-7	Lost 1	Nov.8	Dec.3
Road	20-17	Won 2	Feb.17	Mar.27

2021-22 DALLAS STATISTICS VS. NEW ORLEANS

PLAYER	GP-GS	MIN	FG-ATT	FG%	3FG-ATT	3FG%	FT-FTA	FT%	OFF	DEF	TOT/AVG	AST	PF-D	STL	TO	BLK	PTS	AVG
L. Dončić	4-4	133.6	45-92	.489	11-30	.367	22-30	.733	5	29	34/8.5	34	11-25	2	25	2	123	30.8
J. Brunson	4-1	124.5	29-45	.644	6-11	.545	9-9	1.000	1	7	8/2.0	18	8-9	2	6	0	73	18.3
T. Hardaway Jr.	3-1	83.2	15-29	.517	10-18	.556	5-8	625	1	11	12/4.0	8	2-5	1	0	0	45	15.0
M. Kleber	3-1	73.1	13-22	.591	8-15	.533	4-6	.667	4	12	16/5.3	1	9-7	2	3	1	38	12.7
D. Finney-Smith	4-4	123.8	12-19	.632	10-16	.625	0-4	.000	3	7	10/2.5	8	8-3	7	2	1	34	8.5
K. Porzingis	2-2	53.8	13-28	.464	4-14	.286	2-2	1.000	1	17	18/9.0	5	6-4	0	3	3	32	16.0
D. Powell	4-4	76.5	11-18	.611	1-5	.200	3-4	.750	8	8	16/4.0	4	10-8	2	2	1	26	6.5
R. Bullock	3-2	67.6	8-14	.571	5-10	.500	1-1	1.000	1	7	8/2.7	2	5-0	1	3	1	22	7.3
B. Marjanović	3-0	25.9	8-12	.667	0-0	.000	0-1	.000	0	3	3/1.0	1	5-2	0	1	1	16	5.3
T. Burke	2-0	25.3	5-12	.417	1-2	.500	0-0	.000	0	2	2/1.0	3	0-2	1	2	0	11	5.5
S. Brown	4-0	51.2	4-11	.364	2-8	.250	0-0	.000	3	11	14/3.5	1	4-0	1	4	1	10	2.5
F. Ntilikina	1-0	17.7	4-6	.667	1-2	.500	0-0	.000	0	3	3/3.0	2	1-1	2	0	0	9	9.0
S. Dinwiddie	1-0	30.5	3-5	.600	1-3	.333	1-2	.500	1	3	4/4.0	1	2-1	1	0	0	8	8.0
M. Brown	3-0	6.5	2-2	1.000	0-0	.000	3-4	.750	1	1	2/0.7	0	1-3	0	2	0	7	2.3
J. Green	4-1	33.4	3-5	.600	0-2	.000	0-2	.000	0	4	4/1.0	3	4-2	1	0	1	6	1.5
D. Bertāns	1-0	17.4	1-7	.143	1-7	.143	0-0	.000	0	2	2/2.0	1	2-0	0	0	0	3	3.0
W. Cauley-Stein	1-0	4.9	0-0	.000	0-0	.000	0-0	.000	0	2	2/2.0	0	0-0	0	0	0	0	0.0
J. McLaughlin	1-0	3.8	0-1	.000	0-0	.000	0-0	.000	0	0	0/0.0	1	0-0	0	0	0	0	0.0
E. Omoruyi	2-0	7.4	0-1	.000	0-0	.000	0-0	.000	1	1	2/1.0	1	1-0	0	0	0	0	0.0
TEAM	50-20	959.9	176-329	.535	61-143	.427	50-73	.685	30	130	160/40.0	94	79-72	23	53	12	463	115.8

2021-22 NEW ORLEANS STATISTICS VS. DALLAS

PLAYER	GP-GS	MIN	FG-ATT	FG%	3FG-ATT	3FG%	FT-FTA	FT%	OFF	DEF	TOT/AVG	AST	PF-D	STL	TO	BLK	PTS	AVG
B. Ingram	3-3	103.9	24-58	.414	4-13	.308	13-16	.813	3	12	15/5.0	23	3-14	3	5	0	65	21.7
J. Valanciunas	4-4	117.4	24-44	.545	2-11	.182	8-11	.727	8	37	45/11.3	11	14-14	4	8	0	58	14.5
D. Graham	4-3	118.9	16-37	.432	10-26	.385	4-5	.800	1	8	9/2.3	17	4-5	4	5	0	46	11.5
N. Alexander-Walker	3-1	92.8	17-44	.386	5-21	.238	0-0	.000	0	6	6/2.0	10	2-3	2	6	0	39	13.0
C. McCollum	1-1	39.7	14-26	.538	7-10	.700	3-5	.600	2	0	2/2.0	5	2-4	2	4	0	38	38.0
J. Hayes	3-1	47.2	11-18	.611	0-1	.000	8-10	.800	6	3	9/3.0	0	9-8	0	2	0	30	10.0
G. Temple	4-3	97.4	10-23	.435	4-13	.308	2-4	.500	4	15	19/4.8	6	10-9	7	2	2	26	6.5
H. Jones	3-3	95.2	9-27	.333	2-5	.400	5-6	.833	6	6	12/4.0	8	10-6	2	5	2	25	8.3
J. Hart	1-1	37.5	8-13	.615	1-2	.500	5-6	.833	1	5	6/6.0	5	3-4	1	3	0	22	22.0
W. Hernangomez	2-0	35.3	6-15	.400	0-0	.000	4-5	.800	11	9	20/10.0	5	5-3	0	1	1	16	8.0
K. Lewis Jr.	3-0	32.8	7-15	.467	2-9	.222	0-0	.000	4	0	4/1.3	2	0-0	0	0	1	16	5.3
T. Murphy III	3-0	38.3	5-9	.556	4-7	.571	0-0	.000	1	3	4/1.3	2	7-0	0	1	0	14	4.7
T. Snell	1-0	28.5	4-6	.667	3-5	.600	0-0	.000	1	3	4/4.0	1	1-1	1	1	0	11	11.0
T. Satoransky	3-0	47.8	3-12	.250	1-2	.500	2-3	.667	4	8	12/4.0	4	2-4	1	1	0	9	3.0
J. Alvarado	1-0	5.4	2-4	.500	1-1	1.000	2-3	.667	1	0	1/1.0	1	0-2	1	0	0	7	7.0
N. Marshall	3-0	21.3	0-7	.000	0-3	.000	2-2	1.000	2	4	6/2.0	1	0-2	1	5	0	2	0.7
G. Clark	1-0	0.5	0-0	.000	0-0	.000	0-0	.000	0	0	0/0.0	0	0-0	0	0	0	0	0.0
TEAM	43-20	959.9	160-358	.447	46-129	.357	58-76	.763	55	119	174/43.5	101	72-79	29	49	6	424	106.0





2022-23 VS MAVERICKS

Oct. 25 at New Orleans
Jan. 7 at Dallas
Feb. 2 at Dallas
Mar. 8 at New Orleans

2021-22 SEASON

36-46 (.439)
in Southwest

PLAYOFFS

Lost to Phoenix, 4-2

2021-22 REGULAR SEASON INDIVIDUAL BESTS

Points 49 Luka Dončić @ NOP 2/17/22
Rebounds 15 Luka Dončić @ NOP 2/17/22
Assists 14 Luka Dončić @ NOP 12/1/21

2021-22 REGULAR SEASON PELICANS BESTS

Points 38 CJ McCollum @ NOP 2/17/22
Rebounds 18 Jonas Valanciunas @ NOP 2/17/22
Assists 12 Brandon Ingram vs. NOP 12/3/21

2021-22 REGULAR SEASON TEAM

Biggest Win 32 @ NOP 12/1/21
Biggest Loss 16 vs. NOP 12/3/21

DATE	SITE	W/L	SCORE	DATE	SITE	W/L	SCORE	DATE	SITE	W/L	SCORE	DATE	SITE	W/L	SCORE	DATE	SITE	W/L	SCORE
12/26/02	NOH	W	83-81	3/27/07	NOK	W	105-89	3/9/11	NOH	L	92-93	1/25/15	NOP	L	106-109	12/26/18	DAL	W	122-119
4/1/03	DAL	W	95-86	12/1/07	NOH	L	108-112*	4/13/11	DAL	W	121-89	3/2/15	DAL	W	102-93	12/28/18	NOP	L	112-114
11/11/03	DAL	W	125-97	12/14/07	DAL	W	89-80	1/7/12	DAL	W	96-81	11/7/15	DAL	W	93-87	3/18/19	DAL	L	125-129*
2/4/04	NOH	W	113-104	2/20/08	NOH	L	93-104	1/21/12	NOH	W	83-81	11/10/15	NOP	L	105-120	10/25/19	NOP	W	123-116
11/3/04	NOH	W	106-91	4/16/08	DAL	W	111-98	3/2/12	NOH	L	92-97	1/2/16	DAL	L	98-105	12/3/19	NOP	W	118-97
2/2/05	NOH	W	90-82	1/14/09	DAL	L	97-104	1/5/13	DAL	L	96-99*	1/6/16	NOP	W	100-91	12/7/19	DAL	W	130-84
2/28/05	DAL	W	90-86	3/5/09	NOH	L	88-104	2/22/13	NOH	W	104-100	11/27/16	DAL	W	91-81	3/4/20	DAL	W	127-123*
3/21/05	DAL	W	103-86	4/10/09	DAL	W	100-92	4/14/13	NOH	W	107-89	12/26/16	NOP	L	104-111	2/12/21	DAL	W	143-130
11/12/05	NOK	W	109-103	4/12/09	NOH	L	92-102	4/17/13	DAL	W	99-87	2/25/17	DAL	W	96-83	3/27/21	NOP	L	103-112
12/3/05	DAL	W	97-88	11/4/09	NOH	L	107-114*	12/4/13	NOP	W	100-97	3/29/17	NOP	L	118-121	5/12/21	DAL	W	125-107
12/31/05	NOK	W	95-90	12/14/09	DAL	W	94-90	1/10/14	NOP	W	107-90	11/3/17	DAL	L	94-99	11/8/21	DAL	W	108-92
4/8/06	DAL	W	101-77	2/28/10	DAL	W	108-100	1/11/14	DAL	W	110-107	12/29/17	NOP	W	128-120	12/1/21	NOP	W	139-107
11/25/06	DAL	W	85-73	3/22/10	NOH	L	99-115	2/26/14	DAL	W	108-89	3/4/18	DAL	L	109-126	12/3/21	DAL	L	91-107
12/16/06	NOK	W	90-79	11/15/10	DAL	W	98-95	11/1/14	NOP	W	109-104	3/20/18	NOP	L	105-115	2/17/22	NOP	W	125-118
12/30/06	DAL	W	94-80	11/17/10	NOH	L	97-99	12/10/14	DAL	W	112-107	12/5/18	NOP	L	106-132	--	--	--	--

* overtime

SERIES INFORMATION & NOTES

Overall series 50-24

Home games vs. Pelicans 30-7

Road games at Pelicans 20-17

Current series streak Dallas won last game

in Dallas Dallas lost last game

in New Orleans Dallas won last two

DALLAS

Last home win 108-92 (11/8/21)

Last road win 125-118 (2/17/22)

Largest margin of victory 46 (130-84, 12/7/19)

High point total 143 (2/12/21)

Low point total 83 (twice)

NEW ORLEANS

Last home win 112-103 (3/27/21)

Last road win 107-91 (12/3/21)

Largest margin of victory 26 (132-106, 12/5/18)

High point total 132 (12/5/18)

Low point total 73 (11/25/06)

Series scoring record vs. New Orleans

Luka Dončić (49 on 2/17/22)

Series scoring record vs. Dallas

Anthony Davis (48 on 12/28/18)

Dallas has taken nine of the last 11 meetings (after New Orleans won 7 of the previous 9)...the Mavericks are 30-7 all-time at home against the Pelicans (compared to 20-17 on the road)...the Mavericks shot a franchise-record 68.7% (57-83 FG) from the field en route to a 139-107 win at New Orleans (12/1/21), marking the best shooting game by any team since the turn of the century...Luka Dončić scored a series-best 49 points to go along with 15 rebounds and 8 assists in the Mavericks' 125-118 win at New Orleans (2/17/22), becoming the sixth player in NBA history to post 49 points, 15 boards and 8 assists in a game (Elgin Baylor, 3 times; Wilt Chamberlain, twice; Russell Westbrook, twice; Kareem Abdul-Jabbar, James Harden)...the Mavericks connected a franchise-high 25 3-pointers (25-45 3FG) in their 143-130 win over New Orleans (2/12/21)...Dončić (46) and Kristaps Porzingis (36) combined for 82 points in the win (2/12/21), outdueling New Orleans' Zion Williamson (36) and Brandon Ingram (30), who combined for 66...Dončić recorded 30 points, 17 boards and 10 assists in a 127-123 overtime win over the Pelicans (3/4/20) en route to becoming the youngest player in NBA history to record a 30-15-10 game...the Mavericks defeated the Pelicans by a series-best 46 points in their 130-84 win on 12/7/19...as a rookie, Dončić went 7-of-10 (.700) from beyond the arc at New Orleans (12/28/18), becoming the youngest player in NBA history (19 years, 303 days) to hit seven 3-pointers in a game...Dirk Nowitzki passed Wilt Chamberlain (31,419) to reclaim the No. 6 spot on the NBA's all-time scoring list with a 20-foot jumper over Kenrich Williams at the 8:35 mark of the first quarter against New Orleans on 3/18/19 (the basket gave him 31,420 career points)...Nowitzki became the 17th member of the 25,000-point club at New Orleans (4/14/13) with an 18-foot fadeaway jumper over Robin Lopez at the 6:44 mark of the second quarter (the basket gave him 25,001 career points)...Anthony Davis tallied a New Orleans series-high 48 points to go along with 17 rebounds in the Pelicans' 114-112 win over Dallas (12/28/18)...New Orleans recorded its highest point total (132) and largest margin of victory (26, 132-106) against Dallas on 12/5/18...the Mavericks set a franchise record with 17 blocked shots at New Orleans (2/22/13)...Bernard James recorded a career-high seven blocks at New Orleans (2/22/13), setting a Mavericks rookie record...the Mavericks won the first 16 meetings between the two franchises.





NEW YORK KNICKS



Executive Chairman, The Madison Square Garden Company James L. Dolan
Chief Executive Officer Andrew Lustgarten
President Leon Rose
General Manager Scott Perry
Head Coach Tom Thibodeau
Associate Head Coach Johnnie Bryant
Assistant Coaches Darren Erman, Andy Greer, Larry Greer
Head Athletic Trainer Anthony Goenaga
Address Two Pennsylvania Plaza, New York, NY 10121
Home Court Madison Square Garden (19,812) - 1968
Team Colors Orange, White and Blue
Television MSG Network: Mike Breen, Walt Frazier, Rebecca Haarlow
Radio ESPN Radio (98.7 FM): Ed Cohen, Brendan Brown

NEW YORK PR STAFF

Vice President, Communications
Gregg Schwartz (gregg.schwartz@msg.com)

Director of Public Relations
Mallory Kwitter (Mallory.kwitter@msgsports.com)

Director, Communications
Derek Lapinski (derek.lapinski@msg.com)

Specialist, Communications
Brittany Stamoulis (brittany.stamoulis@msg.com)

2021-22 SEASON SERIES RESULTS

Jan.12 @ New York New York, 108-85
Mar.9 vs. Dallas New York, 107-77

2022-23 REGULAR SEASON VS. KNICKS

Table with 3 columns: DATE, SITE, TIME/RESULT. Rows for Dec.3 and Dec.27.

2021-22 REGULAR SEASON VS. KNICKS

Table with 3 columns: DATE, SITE, RESULT. Rows for Jan.12 and Mar.9.

SERIES HISTORY VS. KNICKS

Table with 5 columns: ALL-TIME, STREAKS, LAST WIN, LAST LOSS. Rows for Overall, Home, Road.

2021-22 DALLAS STATISTICS VS. NEW YORK

Large table with 18 columns: PLAYER, GP-GS, MIN, FG-ATT, FG%, 3FG-ATT, 3FG%, FT-FTA, FT%, OFF, DEF, TOT/AVG, AST, PF-D, STL, TO, BLK, PTS, AVG. Rows for individual players and TEAM.

2021-22 NEW YORK STATISTICS VS. DALLAS

Large table with 18 columns: PLAYER, GP-GS, MIN, FG-ATT, FG%, 3FG-ATT, 3FG%, FT-FTA, FT%, OFF, DEF, TOT/AVG, AST, PF-D, STL, TO, BLK, PTS, AVG. Rows for individual players and TEAM.





2022-23 VS MAVERICKS

Dec. 3 at New York
Dec. 27 at Dallas

2021-22 SEASON

37-45 (.451)
in Atlantic

PLAYOFFS

Did not qualify

2021-22 REGULAR SEASON INDIVIDUAL BESTS				2021-22 REGULAR SEASON KNICKS BESTS				2021-22 REGULAR SEASON TEAM			
Points	31	Luka Dončić vs. NYK 3/9/22		Points	32	RJ Barrett @ NYK 1/12/22		** No Biggest Win **			
Rebounds	11	Luka Dončić @ NYK 1/12/22		Rebounds	12	Julius Randle @ NYK 1/12/22		Biggest Loss	30	vs. NYK 3/9/22	
Assists	6	Jalen Brunson @ NYK 1/12/22		Assists	8	Julius Randle @ NYK 1/12/22					

DATE	SITE	W/L	SCORE	DATE	SITE	W/L	SCORE	DATE	SITE	W/L	SCORE	DATE	SITE	W/L	SCORE	DATE	SITE	W/L	SCORE
12/30/80	NYK	L	98-100	3/30/89	NYK	L	98-99	12/4/97	DAL	W	105-91	3/30/07	DAL	W	105-103	12/7/15	NYK	W	104-97
1/16/81	DAL	W	118-100	1/19/90	DAL	W	117-103	12/22/97	NYK	L	67-79	12/10/07	NYK	W	99-89	3/30/16	DAL	W	91-89
11/6/81	DAL	L	95-104	2/27/90	NYK	L	87-110	11/29/99	NYK	L	82-107	3/10/08	DAL	W	108-79	11/14/16	NYK	L	77-93
2/16/82	NYK	W	112-110	11/6/90	NYK	W	96-91	12/16/99	DAL	L	93-100	11/16/08	NYK	W	124-114*	1/25/17	DAL	W	103-95
2/4/83	DAL	L	101-120	3/22/91	DAL	W	104-102*	12/6/00	DAL	W	94-85	1/8/09	DAL	W	99-94	1/7/18	DAL	L	96-100
2/22/83	NYK	L	106-108	11/20/91	DAL	L	89-92	2/7/01	NYK	L	93-96**	1/24/10	NYK	W	128-78	3/13/18	NYK	W	110-97
2/1/84	DAL	L	98-105	3/3/92	NYK	L	83-102	1/3/02	NYK	L	101-108*	3/13/10	DAL	L	94-128	11/2/18	DAL	L	106-118
3/27/84	NYK	L	88-97	1/15/93	DAL	L	93-107	1/10/02	DAL	W	111-89	2/2/11	NYK	W	113-97	1/30/19	NYK	W	114-90
11/6/84	DAL	W	107-104	2/16/93	NYK	L	87-117	12/28/02	DAL	W	107-82	3/10/11	DAL	W	127-109	11/8/19	DAL	L	102-106
12/6/84	NYK	W	112-83	11/16/93	DAL	L	90-103	1/24/03	NYK	W	101-90	2/19/12	NYK	L	97-104	11/14/19	NYK	L	103-106
1/15/86	DAL	L	112-116	12/20/93	NYK	L	92-101	1/12/04	NYK	W	127-121*	3/6/12	DAL	W	95-85	4/2/21	NYK	W	99-86
3/27/86	NYK	W	110-105	1/20/95	DAL	L	93-106	2/10/04	DAL	W	105-90	11/9/12	NYK	L	94-104	4/16/21	DAL	L	109-117
1/13/87	NYK	W	108-103	3/31/95	NYK	L	90-101	11/19/04	DAL	W	103-101	11/21/12	DAL	W	114-111	1/12/22	NYK	L	85-108
12/1/87	DAL	W	113-93	12/5/95	NYK	L	87-92	12/21/04	NYK	W	123-94	1/5/14	DAL	L	80-92	3/9/22	DAL	L	77-107
3/22/88	DAL	W	124-105	3/24/96	DAL	L	79-85	1/11/06	NYK	L	115-117*	2/24/14	NYK	W	110-108				
3/28/88	NYK	L	106-114	1/7/97	NYK	L	72-102	2/13/06	DAL	W	100-72	11/26/14	DAL	W	109-102*				
12/2/88	DAL	L	101-104	3/11/97	DAL	W	91-83	3/20/07	NYK	W	92-77	12/16/14	NYK	W	107-87				

*overtime

SERIES INFORMATION & NOTES

Overall series 42-40

Home games vs. Knicks 23-18

Road games at Knicks 19-22

Current series streak New York won last three

in Dallas New York won last five

in New York New York won last game

DALLAS

Last home win 103-95 (1/25/17)

Last road win 99-86 (4/2/21)

Largest margin of victory 50 (128-78, 1/24/10)

High point total 128 (1/24/10)

Low point total 67 (12/22/97)

NEW YORK

Last home win 108-85 (1/12/22)

Last road win 107-77 (3/9/22)

Largest margin of victory 34 (128-94, 3/13/10)

High point total 128 (3/13/10)

Low point total 72 (2/13/06)

Series scoring record vs. New York

Rolando Blackman (41 on 1/13/87)

Series scoring record vs. Dallas

Bernard King (50 on 2/1/84)

New York has taken three straight and four of the last six meetings...Dallas native Julius Randle scored a game-high 44 points in a 117-109 win for the Knicks (4/16/21), tying the second-highest individual scoring effort in the all-time series (Carmelo Anthony, 44, NYK vs. DAL 2/24/14; Bernard King, 50, NYK at DAL 2/1/84)...Dallas won 24-of-29 meetings from January 2002 to March 2016...Luka Dončić tallied 33 points, 10 rebounds and 11 assists at New York (11/14/19), becoming the youngest player in NBA history (20 years, 259 days) to record a 30-point triple-double at the new Madison Square Garden and the second-youngest to post a triple-double of any kind at MSG (Magic Johnson, 20 years, 175 days)...Dennis Smith Jr. (21 years, 63 days) previously held the distinction as the second-youngest player to produce a triple-double at MSG after he went for 13-10-15 in a 114-90 win at New York (1/30/19), one day before he was traded from the Mavericks to the Knicks...in 2009-10, both teams recorded their largest margin of victory against one another – the Mavericks recorded a 50-point win (128-70) at New York (1/24/10) and the Knicks recorded a 34-point victory (128-94) at Dallas (3/13/10)...the Mavericks' win on 1/24/03 ended a 10-game losing streak at MSG...on 2/1/84, Bernard King tied a Mavericks then opponent individual high, scoring 50 points in the Knicks' 105-98 win.





OKLAHOMA CITY THUNDER



Chairman Clay Bennett
 Executive Vice President/General Manager Sam Presti
 Head Coach Mark Daigneault
 Assistant Coaches Dave Bliss, Mike Wilks, David Akinyooye, Kameron Woods
 Vice President of Human & Player Performance Donnie Strack, DPT, ATC
 Senior Athletic Performance Coach Andrew Paul
 Team Colors Thunder blue, Thunder navy, Thunder sunset, Thunder yellow
 Home Court Paycom Center (18,203)
 Television ... Bally Sports Oklahoma (Cable), Michael Cage (analyst), Chris Fisher (play-by-play), Nick "Sparky" Gallo (sideline reporter) and Paris Lawson (sideline reporter)
 Radio WWLS 98.1 FM/640 AM, Matt Pinto
 Spanish Radio WKY 930 AM, Eleno Ornelas

OKLAHOMA CITY PR STAFF

Vice President of Basketball Communications & Engagement
 Matt Tumbleson (mtumbleson@okcthunder.com)

Senior Basketball Communications Lead
 John Read (jread@okcthunder.com)

Basketball Communications Coordinator
 Laila Wani (lwani@okcthunder.com)

Basketball Communications Coordinator
 Heather Ward (hward@okcthunder.com)

2021-22 SEASON SERIES RESULTS

Dec.12 @ Oklahoma City Dallas, 103-84
 Jan.2 @ Oklahoma City Dallas, 95-86
 Jan.17 vs. Dallas Dallas, 104-102
 Feb.2 vs. Dallas Oklahoma City, 120-114

2022-23 REGULAR SEASON VS. THUNDER

DATE	SITE	TIME/RESULT
Oct.29	Dallas	8:00 pm
Dec.12	Dallas	7:30 pm
Jan.8	Oklahoma City	6:00 pm

2021-22 REGULAR SEASON VS. THUNDER

DATE	SITE	RESULT
Dec.12	Oklahoma City	W, 103-84
Jan.2	Oklahoma City	W, 95-86
Jan.17	Dallas	W, 104-102
Feb.2	Dallas	L, 114-120 (OT)

SERIES HISTORY VS. THUNDER

	ALL-TIME	STREAKS	LAST WIN	LAST LOSS
Overall	82-85	Lost 1	Jan.17	Feb.2
Home	46-35	Lost 1	Jan.17	Feb.2
Road	36-50	Won 3	Jan.2	Mar.11

2021-22 DALLAS STATISTICS VS. OKLAHOMA CITY

PLAYER	GP-GS	MIN	FG-ATT	FG%	3FG-ATT	3FG%	FT-FTA	FT%	OFF	DEF	TOT/AVG	AST	PF-D	STL	TO	BLK	PTS	AVG
L. Dončić	3-3	112.9	26-64	.406	7-25	.280	15-18	.833	3	23	26/8.7	32	6-20	7	12	3	74	24.7
J. Brunson	4-4	140.2	27-57	.474	1-12	.083	9-10	.900	1	19	20/5.0	22	11-13	5	12	0	64	16.0
M. Kleber	4-3	110.6	16-34	.471	8-23	.348	3-3	1.000	7	16	23/5.8	5	6-9	4	2	5	43	10.8
D. Finney-Smith	4-4	136.2	14-41	.341	8-25	.320	2-4	.500	11	18	29/7.3	12	7-3	6	5	2	38	9.5
R. Bullock	3-1	92.0	12-26	.462	8-21	.381	3-3	1.000	2	13	15/5.0	5	3-2	5	0	1	35	11.7
T. Hardaway Jr.	3-0	80.4	11-34	.324	7-20	.350	4-5	.800	2	11	13/4.3	8	3-3	1	4	0	33	11.0
D. Powell	4-3	70.3	9-15	.600	1-2	.500	8-8	1.000	7	7	14/3.5	4	7-10	1	1	1	27	6.8
K. Porzingis	2-2	57.5	12-28	.429	1-7	.143	1-1	1.000	1	14	15/7.5	4	7-7	1	3	5	26	13.0
M. Chriss	2-0	28.4	9-14	.643	3-3	1.000	0-0	.000	2	7	9/4.5	1	4-1	0	2	1	21	10.5
J. Green	4-0	71.4	8-21	.381	1-5	.200	2-6	.333	3	7	10/2.5	8	7-5	3	1	2	19	4.8
M. Brown	2-0	28.1	6-8	.750	0-0	.000	6-10	.600	2	7	9/4.5	0	2-7	1	2	2	18	9.0
T. Burke	2-0	21.1	4-12	.333	2-4	.500	0-0	.000	0	1	1/0.5	5	2-0	0	0	0	10	5.0
F. Ntilikina	3-0	21.4	3-6	.500	2-4	.500	0-0	.000	0	1	1/0.3	1	2-0	1	0	1	8	2.7
S. Brown	2-0	14.4	0-1	.000	0-1	.000	0-0	.000	0	3	3/1.5	2	3-0	1	2	0	0	0.0
T. Pinson	1-0	0.2	0-0	.000	0-0	.000	0-0	.000	0	0	0/0.0	0	0-0	0	0	0	0	0.0
TEAM	43-20	984.9	157-361	.435	49-152	.322	53-68	.779	41	147	188/47.0	109	70-80	36	46	23	416	104.0

2021-22 OKLAHOMA CITY STATISTICS VS. DALLAS

PLAYER	GP-GS	MIN	FG-ATT	FG%	3FG-ATT	3FG%	FT-FTA	FT%	OFF	DEF	TOT/AVG	AST	PF-D	STL	TO	BLK	PTS	AVG
L. Dort	3-3	92.1	19-39	.487	10-20	.500	10-10	1.000	1	14	15/5.0	5	11-10	1	5	2	58	19.3
S. Gilgeous-Alexander	2-2	70.1	17-33	.515	2-9	.222	16-18	.889	1	9	10/5.0	10	5-14	2	3	2	52	26.0
J. Giddey	4-4	135.4	21-53	.396	5-16	.313	0-0	.000	8	25	33/8.3	33	6-5	8	17	1	47	11.8
T. Mann	3-1	74.1	10-20	.500	7-10	.700	12-16	.750	0	4	4/1.3	5	9-9	2	3	1	39	13.0
T. Jerome	4-1	77.2	13-34	.382	5-18	.278	2-2	1.000	0	5	5/1.3	7	5-4	0	5	1	33	8.3
A. Wiggins	3-2	92.7	8-19	.421	6-9	.667	4-6	.667	2	13	15/5.0	1	7-4	3	4	0	26	8.7
D. Bazley	3-2	84.7	8-28	.286	5-16	.313	4-8	.500	3	20	23/7.7	3	6-6	2	5	7	25	8.3
M. Muscala	4-0	63.5	8-16	.500	3-9	.333	1-1	1.000	2	10	12/3.0	2	5-4	1	3	2	20	5.0
J. Robinson-Earl	2-2	39.2	8-19	.421	4-11	.364	0-0	.000	0	5	5/2.5	2	4-0	1	0	0	20	10.0
K. Williams	3-0	70.6	9-23	.391	0-5	.000	1-2	.500	1	6	7/2.3	8	6-4	2	3	1	19	6.3
D. Favors	2-0	30.1	6-8	.750	0-0	.000	1-2	.500	1	8	9/4.5	0	2-1	0	0	1	13	6.5
A. Pokusevski	2-1	52.4	5-17	.294	2-9	.222	1-2	.500	2	12	14/7.0	4	3-3	2	2	2	13	6.5
I. Roby	1-1	20.3	5-5	1.000	1-1	1.000	1-2	.500	3	1	4/4.0	1	2-1	0	1	0	12	12.0
T. Maledon	3-0	49.7	2-11	.182	0-3	.000	4-5	.800	0	1	1/0.3	3	4-4	4	0	0	8	2.7
M. Diakite	2-1	23.8	2-6	.333	0-0	.000	0-0	.000	5	7	12/6.0	0	5-1	2	1	1	4	2.0
R. Edwards	1-0	9.0	1-3	.333	1-3	.333	0-0	.000	0	3	3/3.0	0	0-0	0	1	0	3	3.0
TEAM	42-20	984.9	142-334	.425	51-139	.367	57-74	.770	29	143	172/43.0	84	80-70	30	53	21	392	98.0





2022-23 VS MAVERICKS

Oct. 29 at Dallas
Dec. 12 at Dallas
Jan. 8 at Oklahoma City

2021-22 SEASON

24-58 (.293)
in Northwest

PLAYOFFS

Did not qualify

2021-22 REGULAR SEASON INDIVIDUAL BESTS

Points 40 Luka Dončić vs. OKC 2/2/22
Rebounds 11 Luka Dončić vs. OKC 1/17/22
Assists 12 Luka Dončić vs. OKC 1/17/22

2021-22 REGULAR SEASON THUNDER BESTS

Points 34 Shai Gilgeous-Alexander vs. OKC 1/17/22
Rebounds 13 Josh Giddey @ OKC 1/2/22
Assists 14 Josh Giddey @ OKC 1/2/22

2021-22 REGULAR SEASON TEAM

Biggest Win 19 @ OKC 12/12/21
Biggest Loss 6 vs. OKC 2/2/22

DATE	SITE	W/L	SCORE	DATE	SITE	W/L	SCORE	DATE	SITE	W/L	SCORE	DATE	SITE	W/L	SCORE	DATE	SITE	W/L	SCORE
10/14/80	DAL	L	83-85	3/11/87	DAL	W	130-117	12/12/95	DAL	W	112-101*	4/10/04	SEA	L	99-119	11/6/13	OKC	L	93-107
10/22/80	SEA	W	107-102	11/10/87	SEA	W	117-101	1/21/96	SEA	L	101-108	12/9/04	DAL	L	102-107	3/16/14	OKC	W	109-86
11/21/80	DAL	L	91-101	11/13/87	DAL	L	95-103	2/1/96	DAL	W	103-100	2/13/05	SEA	W	95-92	3/25/14	DAL	W	128-119*
1/5/81	SEA	L	89-103	1/29/88	DAL	W	117-109	3/15/96	SEA	L	97-120	4/13/05	SEA	W	95-90	12/28/14	DAL	W	112-107
2/24/81	DAL	L	84-102	2/15/88	SEA	W	128-122*	12/22/96	SEA	L	79-93	4/19/05	DAL	W	101-96	2/19/15	OKC	L	89-104
11/11/81	SEA	L	79-107	4/15/88	SEA	L	88-115	12/28/96	DAL	W	95-90	12/23/05	SEA	W	101-98	3/16/15	DAL	W	119-115
11/20/81	DAL	L	89-90	11/19/88	SEA	W	112-106	4/5/97	SEA	L	84-103	1/26/06	SEA	W	104-97	4/1/15	OKC	W	135-131
1/6/82	SEA	L	100-107	12/7/88	DAL	W	102-98	4/10/97	DAL	L	82-90	2/4/06	DAL	W	110-91	11/22/15	OKC	L	114-117
2/12/82	DAL	W	103-100	11/2/89	SEA	L	95-130	1/11/97	SEA	W	89-81	12/20/06	DAL	W	103-95	1/13/16	OKC	L	89-108
3/5/82	SEA	L	97-98	4/8/89	DAL	L	90-114	1/20/98	DAL	W	107-98	1/2/07	SEA	W	112-88	1/22/16	DAL	L	106-109
11/10/82	DAL	L	91-94	11/14/89	SEA	W	113-109*	4/2/98	SEA	L	86-107	1/30/07	DAL	W	122-102	2/24/16	DAL	L	103-116
12/8/82	DAL	W	110-94	11/25/89	DAL	L	70-117	4/9/98	DAL	L	101-103	4/18/07	SEA	W	106-75	1/26/17	OKC	L	98-109
12/16/82	SEA	L	93-103	10/8/90	DAL	W	110-96	2/5/99	SEA	L	86-92*	1/11/08	SEA	W	90-70	3/5/17	DAL	W	104-89
3/2/83	DAL	W	108-105	1/1/90	SEA	L	87-98	3/29/99	DAL	L	101-109	1/19/08	DAL	W	111-96	3/27/17	DAL	L	91-92
4/1/83	SEA	L	95-101	12/15/90	SEA	L	105-106	5/4/99	SEA	L	100-110	4/8/08	DAL	W	99-83	11/12/17	OKC	L	99-112
12/9/83	SEA	L	124-132	1/29/91	DAL	W	117-112	11/4/99	SEA	L	96-106	4/13/08	SEA	L	95-99	11/25/17	DAL	W	97-81
1/4/84	DAL	W	105-102	3/13/91	DAL	W	98-96	2/9/00	DAL	L	106-117	12/13/08	DAL	W	103-99	12/31/17	OKC	W	116-113
1/18/84	SEA	L	107-114	3/30/91	SEA	L	102-115	3/7/00	SEA	L	86-101	2/27/09	DAL	W	110-108*	2/28/18	DAL	L	110-111*
2/5/84	SEA	L	96-104	12/7/91	SEA	L	101-104	4/14/00	DAL	W	117-103	3/2/09	OKC	L	87-96	11/10/18	DAL	W	111-96
2/29/84	DAL	L	124-127**	1/10/92	DAL	L	82-94	11/17/00	SEA	W	99-95	12/16/09	OKC	W	100-86	12/30/18	DAL	W	105-103
11/10/84	DAL	W	106-102	3/15/92	SEA	L	100-109	11/21/00	DAL	L	110-116	1/15/10	DAL	W	99-98	12/31/18	OKC	L	102-122
11/30/84	DAL	W	108-98	3/22/92	DAL	L	105-113	12/26/00	DAL	W	114-93	2/16/10	OKC	L	86-99	3/31/19	OKC	W	106-103
1/7/85	SEA	W	102-84	11/27/92	DAL	L	104-127	4/15/01	SEA	W	107-99*	4/3/10	DAL	L	116-121	12/31/19	OKC	L	101-106
3/11/85	DAL	W	103-100	12/3/92	SEA	L	108-125	11/20/01	DAL	L	97-105	11/24/10	OKC	W	111-103	1/27/20	OKC	W	107-97
4/11/85	SEA	W	124-80	3/31/93	DAL	L	95-103	2/12/02	SEA	W	112-106	12/27/10	OKC	W	103-93	3/3/21	DAL	W	87-78
10/26/85	DAL	W	101-95	4/6/93	SEA	W	109-107	3/11/02	DAL	W	119-108	1/6/11	DAL	L	95-99	3/11/21	OKC	L	108-116
11/12/85	SEA	L	90-109	11/19/93	SEA	L	87-116	4/13/02	SEA	W	116-99	12/29/11	OKC	L	102-104	3/29/21	OKC	W	127-106
1/13/86	SEA	W	90-89	12/9/93	DAL	L	93-125	11/23/02	DAL	W	115-105	1/2/12	DAL	W	100-87	12/12/21	OKC	W	103-84
4/5/86	DAL	L	109-111	1/21/94	DAL	L	87-91	1/19/03	SEA	L	81-85	2/1/12	DAL	L	86-95	1/2/22	OKC	W	95-86
4/10/86	SEA	W	115-109	4/8/94	SEA	L	93-111	3/13/03	SEA	L	100-107	3/5/12	OKC	L	91-95	1/17/22	DAL	W	104-102
11/6/86	SEA	W	147-124	12/22/94	SEA	L	101-103	4/14/03	DAL	W	109-106	12/27/12	OKC	L	105-111*	2/2/22	DAL	L	114-120*
12/13/86	SEA	W	126-109	1/21/95	DAL	L	91-117	1/27/04	DAL	L	118-116	1/18/13	DAL	L	114-117*	--	--	--	--
1/2/87	DAL	W	117-107	4/8/95	DAL	L	98-125	3/2/04	DAL	W	107-96	2/4/13	OKC	L	91-112	--	--	--	--
2/4/87	DAL	W	124-94	4/13/95	SEA	L	112-133	4/6/04	DAL	W	118-108	3/17/13	DAL	L	101-107	--	--	--	--

* overtime

SERIES INFORMATION & NOTES

Overall series 82-85

Home games vs. Thunder 46-35

Road games at Thunder 36-50

Current series streak Oklahoma City won last game

in Dallas Oklahoma City won last game

in Oklahoma City Dallas won last three

DALLAS

Last home win 104-102 (1/17/22)

Last road win 95-86 (1/2/22)

Largest margin of victory 44 (124-80, 4/11/85)

High point total 147 (11/6/86)

Low point total 70 (11/25/89)

OKLAHOMA CITY

Last home win 116-108 (3/11/21)

Last road win 120-114 (2/2/22)

Largest margin of victory 47 (117-70, 11/25/89)

High point total 133 (4/13/95)

Low point total 70 (1/11/08)

Series scoring record vs. Oklahoma City

Dirk Nowitzki (46 on 12/13/08)

Series scoring record vs. Dallas

Kevin Durant (52 on 1/18/13)

The Thunder snapped a four-game losing streak against the Mavericks with a 120-114 overtime win at Dallas (2/2/22)...the Mavericks have gone 24-25 (.490) against the Thunder franchise since it relocated from Seattle in 2008, including 11-15 (.423) in games played in Oklahoma City...Dirk Nowitzki became the sixth player in NBA history (first international player) to reach the 31,000-point plateau with a one-legged fadeaway over Jerami Grant at the 7:57 mark of the second quarter against Oklahoma City on 2/28/18 (the basket gave him exactly 31,000 career points)...Nowitzki scored 46 points, the most by a Maverick in the all-time series, in the club's first ever game against the Thunder (12/13/08), a 103-99 Dallas win...Kevin Durant posted a series-high 52 points in the Thunder's 117-114 overtime win on 1/18/13...the Mavericks' win in Seattle on 2/12/02 set their franchise-high mark of eight straight road victories...the shortest game in Mavericks history came as a 1:40-long contest in Seattle on 1/7/85...Dallas' 44-point blowout (124-80) on 4/11/85 was their largest victory over the Sonics...the Mavericks 47-point loss (117-70) on 11/25/89 was the worst home defeat at Reunion Arena.





ORLANDO MAGIC



Chairman/Governor Dan DeVos
 President of Basketball Operations Jeff Weltman
 General Manager John Hammond
 Head Coach Jamahl Mosley
 Assistant Coaches Nate Tibbetts, Jesse Mermuys, Dale Osbourne, Bret Brielmaier, Lionel Chalmers, Dylan Murphy
 High Performance Director Lindsay Winninger
 Head Athletic Trainer Ernest Eugene
 Head Strength and Conditioning Coach Todor Pandov
 Arena (capacity) Amway Center (18,846)
 Colors Blue, Silver and Black
 Television Bally Sports Florida, David Steele, Jeff Turner, Dante Marchitelli
 Radio FM 96.9 The Game (*simulcast with Bally Sports Florida), David Steele, Jeff Turner, Dante Marchitelli
 Founded 1989-90

ORLANDO PR STAFF

Chief Communications Officer
 Joel Glass (jglass@orlandomagic.com)

Senior Director of Communications
 George Galante (ggalante@orlandomagic.com)

Director of Public Relations
 Trish Wingerson (twingerson@orlandomagic.com)

Communications Specialist
 Louis Axen (laxen@orlandomagic.com)

2021-22 SEASON SERIES RESULTS

Jan.15 vs. Dallas
 Jan.30 @ Orlando
 Dallas, 108-92
 Orlando, 110-108

2022-23 REGULAR SEASON VS. MAGIC

DATE	SITE	TIME/RESULT
Oct.30	Dallas	6:30 pm
Nov.9	Orlando	6:00 pm

2021-22 REGULAR SEASON VS. MAGIC

DATE	SITE	RESULT
Jan.15	Dallas	W, 108-92
Jan.30	Orlando	L, 108-110

SERIES HISTORY VS. MAGIC

	ALL-TIME	STREAKS	LAST WIN	LAST LOSS
Overall	39-28	Lost 1	Jan.15	Jan.30
Home	25-9	Won 10	Jan.15	Jan.8
Road	14-19	Lost 1	Mar.1	Jan.30

2021-22 DALLAS STATISTICS VS. ORLANDO

PLAYER	GP-GS	MIN	FG-ATT	FG%	3FG-ATT	3FG%	FT-FTA	FT%	OFF	DEF	TOT/AVG	AST	PF-D	STL	TO	BLK	PTS	AVG
L. Dončić	2-2	69.0	20-41	.488	5-15	.333	12-15	.800	1	20	21/10.5	14	6-14	1	7	0	57	28.5
J. Brunson	2-2	63.0	14-22	.636	3-4	.750	3-3	1.000	2	7	9/4.5	5	1-2	2	1	0	34	17.0
K. Porzingis	1-1	27.8	4-8	.500	2-3	.667	9-12	.750	2	5	7/7.0	0	3-7	1	1	1	19	19.0
J. Green	2-0	47.1	7-12	.583	3-5	.600	1-2	.500	3	2	5/2.5	5	5-4	1	3	0	18	9.0
T. Hardaway Jr.	1-0	23.1	4-13	.308	3-9	.333	6-7	.857	0	2	2/2.0	0	2-3	0	2	0	17	17.0
M. Chriss	2-0	25.1	6-14	.429	0-3	.000	4-4	1.000	1	4	5/2.5	1	2-2	4	0	2	16	8.0
R. Bullock	2-0	49.7	4-12	.333	4-10	.400	2-3	.667	2	6	8/4.0	4	2-2	3	2	0	14	7.0
D. Powell	2-1	35.3	3-3	1.000	0-0	.000	8-8	1.000	3	5	8/4.0	2	7-6	1	3	0	14	7.0
D. Finney-Smith	2-2	61.6	4-15	.267	3-9	.333	1-2	.500	4	5	9/4.5	3	4-1	1	4	2	12	6.0
M. Kleber	2-2	46.9	3-11	.273	3-10	.300	0-0	.000	0	7	7/3.5	2	2-1	0	2	2	9	4.5
S. Brown	1-0	14.4	1-4	.250	1-2	.500	0-0	.000	1	3	4/4.0	0	1-0	0	0	0	3	3.0
F. Ntilikina	2-0	9.5	1-3	.333	1-2	.500	0-0	.000	0	2	2/1.0	2	1-0	1	2	0	3	1.5
T. Burke	2-0	7.8	0-1	.000	0-0	.000	0-0	.000	0	0	0/0.0	0	1-0	0	0	0	0	0.0
TEAM	23-10	480.0	71-159	.447	28-72	.389	46-56	.821	19	68	87/43.5	38	37-42	15	27	7	216	108.0

2021-22 ORLANDO STATISTICS VS. DALLAS

PLAYER	GP-GS	MIN	FG-ATT	FG%	3FG-ATT	3FG%	FT-FTA	FT%	OFF	DEF	TOT/AVG	AST	PF-D	STL	TO	BLK	PTS	AVG
M. Wagner	2-0	34.6	10-13	.769	2-5	.400	8-10	.800	2	6	8/4.0	4	4-7	2	3	0	30	15.0
C. Anthony	2-2	57.8	10-24	.417	2-10	.200	6-7	.857	1	7	8/4.0	9	4-6	0	3	0	28	14.0
C. Okeke	2-1	49.6	9-18	.500	5-12	.417	2-2	1.000	3	8	11/5.5	4	3-1	6	1	0	25	12.5
F. Wagner	2-2	58.5	11-21	.524	0-3	.000	2-4	.500	0	4	4/2.0	6	5-9	1	6	1	24	12.0
J. Suggs	2-1	56.6	9-21	.429	1-7	.143	2-3	.667	0	4	4/2.0	7	10-3	2	6	1	21	10.5
G. Harris	2-1	52.6	7-13	.538	3-6	.500	0-0	.000	0	2	2/1.0	2	4-1	1	0	0	17	8.5
M. Bamba	2-1	41.3	7-15	.467	2-8	.250	0-0	.000	3	10	13/6.5	2	5-1	0	3	2	16	8.0
R. Lopez	1-1	16.7	8-9	.889	0-0	.000	0-0	.000	1	0	1/1.0	1	2-1	0	2	0	16	16.0
W. Carter Jr.	1-1	33.2	5-10	.500	2-3	.667	2-4	.500	3	11	14/14.0	1	2-5	1	1	0	14	14.0
R. Hampton	1-0	23.5	3-8	.375	0-2	.000	0-0	.000	1	3	4/4.0	2	3-1	2	2	0	6	6.0
T. Ross	2-0	43.4	1-6	.167	1-3	.333	2-2	1.000	0	5	5/2.5	4	0-2	0	4	0	5	2.5
I. Brazdeikis	1-0	6.1	0-3	.000	0-1	.000	0-0	.000	0	2	2/2.0	0	0-0	0	0	0	0	0.0
A. Schofield	1-0	6.1	0-0	.000	0-0	.000	0-0	.000	0	1	1/1.0	0	0-0	0	0	0	0	0.0
TEAM	21-10	480.0	80-161	.497	18-60	.300	24-32	.750	14	63	77/38.5	42	42-37	15	31	4	202	101.0

2022-23 VS MAVERICKS

Oct. 30 at Dallas
 Nov. 9 at Orlando

2021-22 SEASON

22-60 (.268)
 in Southeast

PLAYOFFS

Did not qualify





2021-22 REGULAR SEASON INDIVIDUAL BESTS				2021-22 REGULAR SEASON MAGIC BESTS				2021-22 REGULAR SEASON TEAM			
Points	34	Luka Dončić @ ORL	1/30/22	Points	19	Chuma Okeke @ ORL	1/30/22	Biggest Win	16	vs. ORL	1/15/22
Rebounds	12	Luka Dončić @ ORL	1/30/22	Rebounds	14	Wendell Carter Jr. @ ORL	1/30/22	Biggest Loss	2	@ ORL	1/30/22
Assists	11	Luka Dončić @ ORL	1/30/22	Assists	6	Cole Anthony @ ORL	1/30/22				

DATE	SITE	W/L	SCORE	DATE	SITE	W/L	SCORE	DATE	SITE	W/L	SCORE	DATE	SITE	W/L	SCORE	DATE	SITE	W/L	SCORE
2/17/90	DAL	W	135-108	2/8/95	ORL	L	92-110	2/25/03	ORL	L	93-98	2/19/10	ORL	W	95-85	2/11/17	DAL	W	112-80
3/22/90	ORL	W	116-106	11/30/95	ORL	L	96-110	4/5/03	DAL	W	108-90	4/1/10	DAL	L	82-97	1/9/18	DAL	W	114-99
11/9/90	DAL	W	111-99	1/15/96	DAL	W	119-104	12/6/03	DAL	W	110-97	12/21/10	ORL	W	105-99	4/4/18	ORL	L	100-105
11/13/90	ORL	L	103-109	12/2/96	ORL	W	108-102*	3/28/04	ORL	W	118-88	1/8/11	DAL	L	107-117	12/10/18	DAL	W	101-76
1/12/91	DAL	L	103-127	1/15/97	DAL	L	66-78	11/9/04	ORL	L	84-94	3/30/12	ORL	W	100-98	3/8/19	ORL	L	106-111
3/23/91	ORL	L	93-105	12/11/97	DAL	L	90-100	4/5/05	DAL	W	114-105	1/20/13	ORL	W	111-105	11/6/19	DAL	W	107-106
3/27/91	DAL	L	85-97	2/25/98	ORL	L	79-100	12/16/05	DAL	W	109-103*	2/20/13	DAL	W	111-96	2/21/20	ORL	W	122-106
1/24/92	ORL	L	103-121	3/11/99	DAL	W	93-76	3/31/06	ORL	L	99-108	11/16/13	ORL	W	108-100	1/9/21	DAL	W	112-98
4/1/92	DAL	W	102-89	11/13/99	DAL	W	125-117	1/23/07	ORL	W	111-95	1/13/14	DAL	W	107-88	3/1/21	ORL	W	130-124
1/23/93	ORL	L	106-127	11/24/99	ORL	L	100-112	3/3/07	DAL	W	103-98	1/31/15	ORL	W	108-93	1/15/22	DAL	W	108-92
3/17/93	DAL	W	102-96	1/18/01	DAL	W	115-106*	12/17/07	DAL	W	111-108	3/18/15	DAL	W	107-102		ORL	L	108-110
3/3/94	DAL	L	94-107	3/5/01	ORL	L	81-95	2/4/08	ORL	W	107-98	2/19/16	ORL	L	104-110*		--	--	--
3/16/94	ORL	L	98-100	12/22/01	DAL	W	102-90	11/14/08	DAL	L	100-102	3/1/16	DAL	W	121-108		--	--	--
1/18/95	DAL	L	97-108	1/14/02	ORL	L	87-113	2/2/09	ORL	W	105-95	11/19/16	ORL	L	87-95		--	--	--

*overtime

SERIES INFORMATION & NOTES

Overall series 39-28

Home games vs. Magic 25-9

Road games at Magic 14-19

Current series streak Orlando won last game

in Dallas Dallas won last 10

in Orlando Orlando won last game

DALLAS

Last home win 108-92 (1/15/22)

Last road win 130-124 (3/1/21)

Largest margin of victory 32 (112-80, 2/11/17)

High point total 135 (2/17/90)

Low point total 66 (1/15/97)

ORLANDO

Last home win 110-108 (1/30/22)

Last road win 117-107 (1/8/11)

Largest margin of victory 26 (113-87, 1/14/02)

High point total 127 (twice)

Low point total 76 (twice)

Series scoring record vs. Orlando

Dirk Nowitzki (38 on 1/18/10 (OT))

Dirk Nowitzki (38 on 3/31/06)

Series scoring record vs. Dallas

Shaquille O'Neal (43 on 3/3/94)

The Magic snapped a five-game losing streak with a 110-108 win at home (1/30/22)...prior to the loss, Dallas had won 28 of the previous 37 meetings...Luka Dončić registered his 42nd career triple-double (34 points, 12 rebounds, 11 assists) in the loss on 1/30/22, tying Fat Lever for 10th place on the NBA's all-time triple-doubles list...on 3/1/21, Dallas defeated Orlando, 130-124, with the Mavericks putting up the most points by either team going head-to-head since they defeated the Magic 135-108 in the first ever showdown between the two franchises at Reunion Arena (2/17/90)...the home team won 10 straight meetings (3/18/15-11/6/19), before Dallas completed the 2019-20 season sweep with a victory at Amway Center on 2/21/20...Mavericks assistant coach Darrell Armstrong, who played for Orlando from 1995 to 2003, was inducted into the Magic Hall of Fame the night Dallas played in Orlando on 2/21/20...the road team won nine straight meetings from 2008 to 2013...Dirk Nowitzki played in his 1,505th career game at Orlando (3/8/19), passing John Stockton (1,504) for the most games played with a single franchise...Nowitzki banked in a game-winning fadeaway with 5.9 seconds left to give the Mavericks a 100-98 win over the Magic on 3/30/12...Dallas defeated Orlando by 32 (112-80) at home on 2/11/17 – the largest margin of victory by either team in the all-time series...the Magic snapped a nine-game home losing streak against the Mavericks with a 110-104 overtime win at Orlando on 2/19/16.





PHILADELPHIA 76ERS



Managing Partner Josh Harris
 Co-Managing Partner David Blitzer
 Chief Executive Officer Tad Brown
 President, Basketball Operations Daryl Morey
 General Manager Elton Brand
 Head Coach Doc Rivers
 Assistant Coaches Dave Joerger, Sam Cassell, Dan Burke, Brian Adams, Eric Hughes, Jamie Young
 Vice President, Athlete Care Simon Rice
 Head Athletic Trainer Kevin Johnson
 Team Address 3 Banner Way Camden, NJ 08103
 Business Phone 215-339-7600
 Ticket Information 215-339-7676
 Website sixers.com
 Twitter @Sixers
 PR Twitter @SixersStats
 Arena (capacity) Wells Fargo Center (20,007)
 Radio The Fanatic (97.5 FM): Tom McGinnis
 Television NBC Sports Philadelphia, NBC Sports Philadelphia+: Alaa Abdelnaby

PHILADELPHIA PR STAFF

Chief Communications Officer
 Dave Sholler (davesholler@76ers.com)

Senior Director, Basketball Communications
 Rob King (robertking@76ers.com)

Director, Basketball Communications
 Brandon Chinn (brandonchinn@76ers.com)

Communications Coordinator
 Erik Chambliss (erikchambliss@76ers.com)

2021-22 SEASON SERIES RESULTS

Feb.4 vs. Dallas Dallas, 107-98
 Mar.18 @ Philadelphia Philadelphia, 111-101

2022-23 REGULAR SEASON VS. 76ERS

DATE	SITE	TIME/RESULT
Mar.2	Dallas	6:30 pm
Mar.29	Philadelphia	6:30 pm

2021-22 REGULAR SEASON VS. 76ERS

DATE	SITE	RESULT
Feb.4	Dallas	W, 107-98
Mar.18	Philadelphia	L, 101-111

SERIES HISTORY VS. 76ERS

	ALL-TIME	STREAKS	LAST WIN	LAST LOSS
Overall	41-40	Lost 1	Feb.4	Mar.18
Home	22-18	Won 1	Feb.4	Apr.12
Road	19-22	Lost 2	Dec.20	Mar.18

2021-22 DALLAS STATISTICS VS. PHILADELPHIA

PLAYER	GP-GS	MIN	FG-ATT	FG%	3FG-ATT	3FG%	FT-FTA	FT%	OFF	DEF	TOT/AVG	AST	PF-D	STL	TO	BLK	PTS	AVG
L. Dončić	2-2	75.4	18-48	.375	3-16	.188	11-18	.611	4	16	20/10.0	25	1-13	2	9	1	50	25.0
J. Brunson	2-2	71.4	17-29	.586	3-7	.429	6-7	.857	1	7	8/4.0	8	1-11	0	0	0	43	21.5
D. Powell	2-2	66.2	12-15	.800	0-0	.000	4-4	1.000	5	4	9/4.5	3	8-9	3	3	0	28	14.0
D. Finney-Smith	2-2	73.5	9-19	.474	6-13	.462	0-0	.000	2	7	9/4.5	0	5-0	3	5	0	24	12.0
R. Bullock	1-1	36.2	5-14	.357	4-11	.364	6-6	1.000	0	4	4/4.0	0	1-2	0	1	0	20	20.0
S. Dinwiddie	1-1	35.7	4-12	.333	0-4	.000	4-5	.800	3	5	8/8.0	2	2-4	3	0	1	12	12.0
J. Green	2-0	38.3	3-7	.429	1-3	.333	0-1	.000	2	9	11/5.5	1	2-1	1	1	1	7	3.5
F. Ntilikina	2-0	20.4	2-5	.400	2-5	.400	1-1	1.000	0	3	3/1.5	2	1-1	0	1	0	7	3.5
M. Kleber	1-0	19.5	2-4	.500	2-4	.500	0-0	.000	1	1	2/2.0	0	4-0	0	2	0	6	6.0
D. Bertāns	1-0	9.0	1-2	.500	1-2	.500	0-0	.000	0	0	0/0.0	0	1-0	0	0	0	3	3.0
S. Brown	1-0	2.6	0-0	.000	0-0	.000	2-2	1.000	1	1	2/2.0	0	0-1	0	0	0	2	2.0
T. Burke	2-0	10.7	1-4	.250	0-0	.000	0-0	.000	0	0	0/0.0	1	1-0	0	0	0	2	1.0
M. Chriss	2-0	18.5	1-5	.200	0-1	.000	0-0	.000	3	1	4/2.0	1	7-1	0	0	0	2	1.0
B. Marjanović	1-0	2.8	1-1	1.000	0-0	.000	0-0	.000	0	0	0/0.0	0	1-0	0	0	0	2	2.0
TEAM	22-10	480.0	76-165	.461	22-66	.333	34-44	.773	22	58	80/40.0	43	35-43	12	22	3	208	104.0

2021-22 PHILADELPHIA STATISTICS VS. DALLAS

PLAYER	GP-GS	MIN	FG-ATT	FG%	3FG-ATT	3FG%	FT-FTA	FT%	OFF	DEF	TOT/AVG	AST	PF-D	STL	TO	BLK	PTS	AVG
J. Embiid	2-2	66.8	18-37	.486	4-11	.364	19-23	.826	2	19	21/10.5	8	5-14	7	7	4	59	29.5
T. Harris	2-2	57.0	12-17	.706	2-3	.667	1-2	.500	2	5	7/3.5	8	6-2	0	5	1	27	13.5
T. Maxey	2-2	67.2	10-21	.476	2-7	.286	4-4	1.000	1	3	4/2.0	9	6-3	0	1	0	26	13.0
G. Niang	2-0	44.6	9-14	.643	7-11	.636	0-0	.000	0	5	5/2.5	2	1-0	0	2	0	25	12.5
J. Harden	1-1	41.8	6-14	.429	3-8	.375	9-10	.900	0	7	7/7.0	12	2-7	2	2	1	24	24.0
M. Thybulle	2-2	47.3	5-7	.714	3-5	.600	3-5	.600	0	3	3/1.5	1	5-6	3	0	2	16	8.0
S. Curry	1-1	36.3	4-9	.444	3-6	.500	0-0	.000	0	3	3/3.0	3	2-1	0	2	0	11	11.0
D. Jordan	1-0	13.1	3-5	.600	0-0	.000	2-2	1.000	3	4	7/7.0	0	3-1	0	1	1	8	8.0
D. Green	2-0	55.6	3-13	.231	1-11	.091	0-0	.000	1	6	7/3.5	0	6-0	1	2	0	7	3.5
A. Drummond	1-0	15.0	3-5	.600	0-0	.000	0-0	.000	2	5	7/7.0	2	2-1	1	1	0	6	6.0
C. Brown Jr.	1-0	1.0	0-0	.000	0-0	.000	0-0	.000	0	0	0/0.0	0	0-0	0	0	0	0	0.0
I. Joe	2-0	19.5	0-3	.000	0-3	.000	0-0	.000	0	1	1/0.5	1	4-0	0	1	0	0	0.0
F. Korkmaz	1-0	1.0	0-0	.000	0-0	.000	0-0	.000	0	0	0/0.0	0	0-0	0	0	0	0	0.0
S. Milton	1-0	12.6	0-0	.000	0-0	.000	0-0	.000	0	2	2/2.0	0	1-0	0	0	0	0	0.0
P. Reed	1-0	1.0	0-0	.000	0-0	.000	0-0	.000	0	0	0/0.0	0	0-0	0	0	0	0	0.0
TEAM	22-10	480.0	73-145	.503	25-65	.385	38-46	.826	11	63	74/37.0	46	43-35	14	24	9	209	104.5





2022-23 VS MAVERICKS

Mar. 2 at Dallas
Mar. 29 at Philadelphia

2021-22 SEASON

51-31 (.622)
in Atlantic

PLAYOFFS

Defeated Toronto, 4-2
Lost to Miami, 4-2

2021-22 REGULAR SEASON INDIVIDUAL BESTS

Points 33 Luka Dončić vs. PHI 2/4/22
Rebounds 13 Luka Dončić vs. PHI 2/4/22
Assists 15 Luka Dončić vs. PHI 2/4/22

2021-22 REGULAR SEASON 76ERS BESTS

Points 32 Joel Embiid @ PHI 3/18/22
Rebounds 13 Joel Embiid vs. PHI 2/4/22
Assists 12 James Harden @ PHI 3/18/22

2021-22 REGULAR SEASON TEAM

Biggest Win 9 vs. PHI 2/4/22
Biggest Loss 10 @ PHI 3/18/22

DATE	SITE	W/L	SCORE	DATE	SITE	W/L	SCORE	DATE	SITE	W/L	SCORE	DATE	SITE	W/L	SCORE	DATE	SITE	W/L	SCORE
11/25/80	DAL	L	92-108	1/9/89	DAL	L	103-121	11/13/97	DAL	L	98-99	2/11/07	PHI	W	106-89	2/21/16	DAL	W	129-103
2/20/81	PHL	L	109-117	12/15/89	PHL	W	95-88	2/11/98	PHI	L	90-91	11/13/07	DAL	W	99-84	2/1/17	DAL	W	113-95
1/27/82	DAL	L	86-99	1/5/90	DAL	L	79-104	2/1/00	DAL	L	100-101	2/11/08	PHI	L	76-84	3/17/17	PHI	L	74-116
2/17/82	PHL	L	109-114	1/7/90	PHL	W	104-101	2/29/00	PHI	L	87-106	1/2/09	DAL	W	96-86	10/28/17	DAL	L	110-112
12/29/82	DAL	L	116-126*	3/6/91	DAL	L	92-97	12/15/00	PHI	W	112-94	1/19/09	PHI	W	95-93	4/8/18	PHI	L	97-109
2/23/83	PHL	L	101-133	2/18/92	DAL	L	90-94	1/23/01	DAL	L	98-114	11/30/09	DAL	W	104-102	1/5/19	PHI	L	100-106
2/15/84	DAL	W	119-116**	3/6/92	PHL	L	86-88	11/1/01	PHI	W	99-92	1/22/10	PHI	L	81-92	4/1/19	DAL	W	122-102
3/30/84	PHL	L	110-118	2/13/93	DAL	L	96-119	11/10/01	DAL	L	91-98	11/12/10	DAL	W	99-90	12/20/19	PHI	W	117-98
11/2/84	PHL	L	103-107	3/19/93	PHL	W	89-87	1/4/03	DAL	W	102-83	3/1/11	PHI	W	101-93	1/11/20	DAL	W	109-91
1/28/85	DAL	W	111-109	1/7/94	DAL	L	93-103	1/23/03	PHI	W	107-94	2/17/12	PHI	W	82-75	2/25/21	PHI	L	97-111
2/28/86	DAL	L	120-123	1/26/94	PHL	L	90-104	1/14/04	DAL	W	125-122**	11/27/12	PHI	L	98-100	4/12/21	DAL	L	95-113
3/30/86	PHL	L	113-114	11/1/94	PHL	W	107-100	3/22/04	PHI	L	98-107	12/18/12	DAL	W	107-100	2/4/22	DAL	W	107-98
2/27/87	DAL	W	123-110	3/17/95	DAL	W	103-101	1/29/05	DAL	L	88-93	1/18/13	DAL	W	97-94	3/18/22	PHI	L	101-111
3/23/87	PHL	W	103-100	12/6/95	PHL	L	87-108	4/1/05	PHI	W	100-83	2/21/14	PHI	W	124-112	--	--	--	--
12/19/87	PHL	L	90-95	2/27/96	DAL	L	115-121	11/9/05	PHI	L	97-112	11/13/14	DAL	W	123-70	--	--	--	--
2/27/88	DAL	W	100-91	12/5/96	DAL	W	106-102	2/27/06	DAL	W	104-92	11/29/14	PHI	W	110-103	--	--	--	--
12/20/88	PHL	W	108-102	1/8/97	PHI	W	111-93	12/15/06	DAL	W	93-79	11/16/15	PHI	W	92-86	--	--	--	--

* overtime

SERIES INFORMATION & NOTES

Overall series 41-40

Home games vs. 76ers 22-18

Road games vs. 76ers 19-22

Current series streak Philadelphia won last game

in Dallas Dallas won last game

in Philadelphia Philadelphia won last two

DALLAS

Last home win 107-98 (2/4/22)

Last road win 117-98 (12/20/19)

Largest margin of victory 53 (123-70, 11/13/14)

High point total 129 (2/21/16)

Low point total 74 (3/17/17)

PHILADELPHIA

Last home win 111-110 (3/18/22)

Last road win 113-95 (4/12/21)

Largest margin of victory 42 (116-74, 3/17/17)

High point total 133 (2/23/83)

Low point total 70 (11/13/14)

Series scoring record vs. Philadelphia

Mark Aguirre (49 on 1/28/85)

Series scoring record vs. Dallas

Joel Embiid (36 on 4/12/21)

Allen Iverson (36 on 12/5/96)

Andrew Toney (36 on 12/29/82)

Philadelphia has taken seven of the last 11 meetings (after Dallas won 8 straight from December 2012 to February 2017)...Luka Dončić registered his 44th career triple-double with 33 points, 13 rebounds and 15 assists in Dallas' 107-98 win over Philadelphia (2/4/22), passing Fat Lever (43) for 10th place on the NBA's all-time triple-doubles list...it was Dončić's eighth career 30-point, 10-rebound, 15-assist game and he joined Oscar Robertson (22) as the only players in league history to record eight-or-more 30-10-15 efforts...the Mavericks have gone 16-3 in their last 19 home games against the Sixers however...Joel Embiid tied the Sixers' series scoring record with 36 points in a 111-97 Philadelphia win (Allen Iverson, 36 at DAL 12/5/96; Andrew Toney, 36, at DAL 12/29/82)...Dallas handed Philadelphia one of its four home losses (31-4) in 2019-20 with a 117-98 victory at the Wells Fargo Center on 12/20/19...the Sixers snapped an 11-game road losing streak against the Mavericks with a 112-110 win at American Airlines Center on 10/28/17...the Sixers defeated Dallas by 42 (116-74) on 3/17/17, marking their largest ever victory over the Mavericks...the 74 points by the Mavericks that day were their fewest ever against Philadelphia...Dallas recorded its highest point total in the all-time series in its 129-103 victory over Philadelphia on 2/21/16...on 11/13/14, the Mavericks set a franchise record for margin of victory with a 53-point win (123-70) over the Sixers...the 70 points by the Sixers on 11/13/14 were the fewest by either team in the all-time series...Jason Kidd recorded his 11,000th assist vs. Philadelphia (11/12/10)...Erick Dampier recorded a career-high 26 boards against the Sixers (1/29/05), the fourth-highest single-game rebounding total in Mavericks history.





PHOENIX SUNS



Interim Governor Sam Garvin
 General Manager James Jones
 Head Coach Monty Williams
 Associate Head Coach Kevin Young
 Assistant Coaches .. Kevin Young, Mark Bryant, Bryan Gates, Patrick Mutombo, Brian Randle, Michael Ruffin, Steve Scalzi, Jarrett Jack
 Vice President, Health & Performance Brady Howe
 Head Athletic Trainer David Crewe
 Address 201 E. Jefferson Street, Phoenix, AZ 85004
 Home Court Orange and Purple
 Television Bally Sports Arizona: Kevin Ray, Eddie Johnson, Ann Meyers Drysdale
 Radio Arizona Sports (98.7 FM): Al McCoy, Jon Bloom, Tim Kempton
 Spanish Radio KSUN La Mejor Radio (1400 AM, 106.5 FM): Arturo Ochoa, Juan Urresti

PHOENIX PR STAFF

Director, Basketball Communications
 Cole Mickelson (cmickelson@suns.com)

Manager, Basketball Communications
 Bryce Marsee (bmarsee@suns.com)

Sr. Coordinator, Basketball Communications
 Palmer Black (pblack@suns.com)

2021-22 SEASON SERIES RESULTS

Nov.17 @ Phoenix Phoenix, 105-98
 Nov.19 @ Phoenix Phoenix, 112-104
 Jan.20 vs. Dallas Phoenix, 109-101

2022-23 REGULAR SEASON VS. SUNS

DATE	SITE	TIME/RESULT
Oct.19	Phoenix	9:00 pm
Dec.5	Dallas	7:30 pm
Jan.26	Phoenix	9:00 pm
Mar.5	Dallas	12:00 pm

2021-22 REGULAR SEASON VS. SUNS

DATE	SITE	RESULT
Nov.17	Phoenix	L, 98-105
Nov.19	Phoenix	L, 104-112
Jan.20	Dallas	L, 101-109

SERIES HISTORY VS. SUNS

	ALL-TIME	STREAKS	LAST WIN	LAST LOSS
Overall	74-94	Lost 9	Nov.29	Jan.20
Home	47-37	Lost 4	Apr.9	Jan.20
Road	27-57	Lost 5	Nov.29	Nov.19

2021-22 DALLAS STATISTICS VS. PHOENIX

PLAYER	GP-GS	MIN	FG-ATT	FG%	3FG-ATT	3FG%	FT-FTA	FT%	OFF	DEF	TOT/AVG	AST	PF-D	STL	TO	BLK	PTS	AVG
K. Porzingis	3-3	93.9	22-48	.458	7-17	.412	11-11	1.000	8	23	31/10.3	10	9-8	3	4	5	62	20.7
J. Brunson	3-3	106.1	23-50	.460	4-10	.400	5-6	.833	3	15	18/6.0	20	6-8	1	11	0	55	18.3
T. Hardaway Jr.	3-2	100.2	20-54	.370	8-25	.320	3-3	1.000	1	10	11/3.7	6	8-8	3	1	0	51	17.0
L. Dončić	1-1	38.1	9-23	.391	2-9	.222	8-11	.727	1	7	8/8.0	8	1-7	1	8	0	28	28.0
D. Finney-Smith	3-3	96.7	9-20	.450	7-16	.438	1-3	.333	3	13	16/5.3	4	6-3	1	3	0	26	8.7
T. Burke	2-0	29.5	7-15	.467	3-5	.600	1-2	.500	0	2	2/1.0	2	2-3	2	3	0	18	9.0
F. Ntilikina	3-0	37.5	5-15	.333	3-7	.429	4-4	1.000	0	6	6/2.0	6	4-3	4	2	0	17	5.7
R. Bullock	3-0	73.7	5-17	.294	1-9	.111	0-0	.000	2	12	14/4.7	3	5-0	2	2	0	11	3.7
D. Powell	3-2	55.9	4-6	.667	1-1	1.000	2-3	.667	7	12	19/6.3	5	3-6	1	1	0	11	3.7
M. Kleber	1-1	27.1	3-9	.333	1-7	.143	2-2	1.000	1	4	5/5.0	4	2-4	0	2	1	9	9.0
W. Cauley-Stein	2-0	17.9	3-4	.750	1-1	1.000	1-2	.500	1	3	4/2.0	1	2-1	0	1	0	8	4.0
S. Brown	2-0	30.1	1-2	.500	1-2	.500	2-2	1.000	1	3	4/2.0	1	2-1	2	1	0	5	2.5
J. Green	2-0	13.2	1-3	.333	0-0	.000	0-0	.000	0	1	1/0.5	2	3-0	1	0	0	2	1.0
TEAM	31-15	720.0	112-266	.421	39-109	.358	40-49	.816	28	111	139/46.3	72	53-52	21	39	6	303	101.0

2021-22 PHOENIX STATISTICS VS. DALLAS

PLAYER	GP-GS	MIN	FG-ATT	FG%	3FG-ATT	3FG%	FT-FTA	FT%	OFF	DEF	TOT/AVG	AST	PF-D	STL	TO	BLK	PTS	AVG
D. Booker	3-3	103.9	29-66	.439	6-20	.300	7-8	.875	1	14	15/5.0	7	5-14	0	7	1	71	23.7
C. Paul	3-3	107.0	17-40	.425	4-16	.250	7-8	.875	0	14	14/4.7	39	7-7	5	5	1	45	15.0
M. Bridges	3-3	110.2	16-29	.552	5-13	.385	4-4	1.000	4	12	16/5.3	11	5-4	8	1	2	41	13.7
J. Crowder	3-3	87.4	10-26	.385	8-19	.421	4-4	1.000	0	8	8/2.7	1	6-4	5	2	1	32	10.7
J. McGee	3-1	45.7	14-20	.700	0-0	.000	4-4	1.000	7	9	16/5.3	2	5-4	1	4	3	32	10.7
D. Ayton	2-2	64.9	13-20	.650	0-0	.000	1-3	.333	5	25	30/15.0	4	5-3	1	2	2	27	13.5
C. Johnson	3-0	64.2	9-18	.500	6-13	.462	2-4	.500	1	16	17/5.7	4	5-4	1	2	0	26	8.7
C. Payne	3-0	45.9	8-23	.348	1-8	.125	9-9	1.000	2	8	10/3.3	6	3-7	2	3	1	26	8.7
L. Shamet	3-0	47.9	6-16	.375	5-13	.385	0-0	.000	0	8	8/2.7	5	4-0	1	1	1	17	5.7
B. Biyombo	1-0	27.9	2-3	.667	0-0	.000	5-7	.714	2	2	4/4.0	1	3-4	2	2	0	9	9.0
C. Hutchison	1-0	0.8	0-0	.000	0-0	.000	0-0	.000	0	1	1/1.0	0	0-0	0	1	0	0	0.0
A. Nader	2-0	12.7	0-3	.000	0-2	.000	0-2	.000	0	2	2/1.0	0	4-1	0	1	0	0	0.0
J. Smith	1-0	0.8	0-0	.000	0-0	.000	0-0	.000	1	0	1/1.0	0	0-0	0	0	0	0	0.0
I. Wainright	1-0	0.8	0-0	.000	0-0	.000	0-0	.000	0	0	0/0.0	0	0-1	0	0	0	0	0.0
TEAM	32-15	719.9	124-264	.470	35-104	.337	43-53	.811	23	119	142/47.3	80	52-53	26	31	12	326	108.7





2022-23 VS MAVERICKS

Oct. 19 at Phoenix
Dec. 5 at Dallas
Jan. 26 at Phoenix
Mar. 5 at Dallas

2021-22 SEASON

64-18 (.780)
in Pacific

PLAYOFFS

Defeated New Orleans, 4-2
Lost to Dallas, 4-3

Table with 3 columns: 2021-22 REGULAR SEASON INDIVIDUAL BESTS, 2021-22 REGULAR SEASON SUNS BESTS, 2021-22 REGULAR SEASON TEAM. Rows include Points, Rebounds, Assists for Luka Dončić, Devin Booker, etc.

Main game log table with columns: DATE, SITE, W/L, SCORE, DATE, SITE, W/L, SCORE, etc. for each game.

* overtime † neutral location

SERIES INFORMATION & NOTES

Overall series 74-94
Home games vs. Suns 47-37
Road games at Suns 26-55
Neutral site games 1-2
Current series streak Phoenix won last nine
in Dallas Phoenix won last four
in Phoenix Phoenix won last five

DALLAS

Last home win 120-109 (4/9/19)
Last road win 120-113 (11/29/19)
Largest margin of victory 30 (128-98, 4/1/86)
High point total 140 (twice)
Low point total 75 (12/18/97)

PHOENIX

Last home win 106-102 (12/23/20)
Last road win 109-101 (1/20/22)
Largest margin of victory 31 (121-90, 11/26/03)
High point total 139 (12/26/94)
Low point total 77 (3/5/02)

Series scoring record vs. Phoenix

Luka Dončić (42 on 11/29/19)

Mark Aguirre (42 on 3/3/86)

Mark Aguirre (42 on 2/17/84)

Series scoring record vs. Dallas

Jamal Crawford (51 on 4/9/19)

The Suns have won nine straight and 16 of the last 19 meetings...Devin Booker hit a game-winning 3-pointer with 1.5 seconds left to lift Phoenix to a 109-108 win at American Airlines Center (2/1/21)...in the final home game of his career, Dirk Nowitzki (40 years, 294 days) scored a team-high 30 points in the Mavericks' 120-109 win over the Suns (4/9/19) en route to becoming the oldest player in NBA history to produce a 30-point game (Nowitzki joined Michael Jordan as the only players in league history to score 30+ points at age 40-or-older)...Nowitzki played in his 1,000th career game vs. the Suns (1/4/12)...Jamal Crawford poured in a series-record 51 points off the bench for the Suns (4/9/19)...the Mavericks defeated the Suns 113-108 in Mexico City on 1/12/17, in what was Dallas' second regular-season game played outside of the U.S. or Canada...former Suns forward Shawn Marion appeared in his 1,000th career game against Phoenix (1/27/13)...Jason Terry recorded his 1,000th 3-pointer with the Mavericks vs. Phoenix (4/10/11)...former Phoenix guard Jason Kidd dished out 20 assists against the Suns (4/5/09)...with his 14th assist Kidd surpassed Magic Johnson for third place on the NBA's all-time assist list (10,142), on his 16th assist he set a new Mavericks record for assists in a half and with his 20th assist he set a new franchise record for most assists in a regulation-length game...Tony Dumas set a Mavericks record for scoring off the bench with 39 points in 33 minutes in Dallas' 140-130 overtime win on 1/12/96.





PORTLAND TRAIL BLAZERS



Chair Jody Allen
 General Manager Joe Cronin
 Head Coach Chauncey Billups
 Assistant Coaches Scott Brooks, Roy Rogers, Steve Hetzel, Jonah Herscu, Rodney Billups
 Head Video Coordinator Parker Hines
 Director of Player Health & Performance Geoff Clark
 Head Athletic Trainer/Physical Therapist Jessica Cohen
 Head Strength & Conditioning Coach Todd Forcier
 Arena Moda Center (19,393)
 Television ROOT Sports, Kevin Calabro, Lamar Hurd, Brooke Olzendam
 Radio Rip City Radio (620 AM), Travis Demers, Michael Holton

PORTLAND PR STAFF

EVP, Chief Communications & Impact Officer
 Ashley P. Clinkscale (ashley.clinkscale@trailblazers.com)

 Vice President, Basketball Communications
 Rahsaan Gethers (rahsaan.gethers@trailblazers.com)

2021-22 SEASON SERIES RESULTS

Dec.27 @ Portland Dallas, 132-117
 Jan.26 @ Portland Dallas, 132-112
 Apr.8 vs. Dallas Dallas, 128-78

2022-23 REGULAR SEASON VS. TRAIL BLAZERS

DATE	SITE	TIME/RESULT
Nov.12	Dallas	7:30 pm
Dec.16	Dallas	7:30 pm
Jan.14	Portland	9:00 pm
Jan.15	Portland	8:00 pm

2021-22 REGULAR SEASON VS. TRAIL BLAZERS

DATE	SITE	RESULT
Dec.27	Portland	W, 132-117
Jan.26	Portland	W, 132-112
Apr.8	Dallas	W, 128-78

SERIES HISTORY VS. TRAIL BLAZERS

	ALL-TIME	STREAKS	LAST WIN	LAST LOSS
Overall	79-88	Won 4	Apr.8	Mar.19
Home	51-34	Won 1	Apr.8	Feb.14
Road	28-54	Won 3	Jan.26	Mar.19

2021-22 DALLAS STATISTICS VS. PORTLAND

PLAYER	GP-GS	MIN	FG-ATT	FG%	3FG-ATT	3FG%	FT-FTA	FT%	OFF	DEF	TOT/AVG	AST	PF-D	STL	TO	BLK	PTS	AVG
K. Porzingis	2-2	59.6	20-39	.513	4-10	.400	12-15	.800	2	12	14/7.0	6	7-13	3	3	2	56	28.0
D. Powell	3-2	69.9	21-23	.913	1-1	1.000	12-19	.632	6	5	11/3.7	2	11-15	2	4	2	55	18.3
L. Dončić	2-2	66.9	16-32	.500	9-20	.450	13-19	.684	0	21	21/10.5	22	1-14	1	8	1	54	27.0
J. Brunson	3-3	85.8	17-33	.515	3-10	.300	6-6	1.000	2	11	13/4.3	22	3-7	1	1	0	43	14.3
D. Finney-Smith	3-3	85.8	14-22	.636	10-18	.556	2-3	.667	5	15	20/6.7	8	5-3	3	2	2	40	13.3
R. Bullock	2-1	51.6	7-15	.467	5-13	.385	1-1	1.000	1	5	6/3.0	0	5-0	1	2	1	20	10.0
J. Green	3-0	57.5	6-12	.500	0-3	.000	7-9	.778	2	8	10/3.3	14	6-7	3	2	1	19	6.3
B. Knight	1-0	24.4	6-12	.500	2-7	.286	4-4	1.000	0	3	3/3.0	5	2-3	1	2	0	18	18.0
F. Ntilikina	3-1	43.3	6-12	.500	4-8	.500	0-0	.000	0	1	1/0.3	3	7-1	0	0	0	16	5.3
S. Dinwiddie	1-0	16.0	4-5	.800	3-4	.750	3-4	.750	0	1	1/1.0	2	0-2	1	1	1	14	14.0
M. Kleber	1-1	26.7	5-9	.556	2-5	.400	0-0	.000	0	5	5/5.0	1	2-0	1	0	3	12	12.0
S. Brown	2-0	20.0	4-7	.571	2-4	.500	0-0	.000	0	4	4/2.0	1	3-0	1	1	0	10	5.0
B. Marjanović	2-0	14.7	3-5	.600	0-0	.000	2-2	1.000	0	7	7/3.5	0	4-3	0	3	0	8	4.0
M. Chriss	2-0	16.4	3-3	1.000	1-1	1.000	0-0	.000	1	3	4/2.0	2	2-0	0	1	0	7	3.5
D. Bertāns	1-0	21.4	2-5	.400	2-4	.500	0-0	.000	2	6	8/8.0	6	1-0	1	0	1	6	6.0
M. Brown	1-0	9.9	2-4	.500	0-0	.000	2-4	.500	3	2	5/5.0	0	3-2	0	3	1	6	6.0
T. Burke	2-0	14.5	2-8	.250	0-2	.000	0-0	.000	0	1	1/0.5	1	2-0	1	0	0	4	2.0
C. Jones	1-0	4.6	0-1	.000	0-1	.000	2-2	1.000	0	0	0/0.0	1	0-1	0	1	0	2	2.0
T. Pinson	3-0	21.5	0-3	.000	0-2	.000	2-2	1.000	1	1	2/0.7	2	4-1	1	1	0	2	0.7
C. Brown Jr.	1-0	5.9	0-0	.000	0-0	.000	0-0	.000	0	0	0/0.0	0	1-0	0	0	0	0	0.0
G. King	1-0	3.7	0-1	.000	0-1	.000	0-0	.000	0	1	1/1.0	0	2-0	0	0	0	0	0.0
TEAM	40-15	720.0	138-251	.550	48-114	.421	68-90	.756	25	112	137/45.7	98	71-72	21	35	15	392	130.7

2021-22 PORTLAND STATISTICS VS. DALLAS

PLAYER	GP-GS	MIN	FG-ATT	FG%	3FG-ATT	3FG%	FT-FTA	FT%	OFF	DEF	TOT/AVG	AST	PF-D	STL	TO	BLK	PTS	AVG
N. Powell	2-2	66.3	8-29	.276	3-16	.188	15-21	.714	0	11	11/5.5	3	6-13	1	2	1	34	17.0
A. Simons	2-1	62.8	13-22	.591	5-11	.455	3-3	1.000	0	3	3/1.5	9	5-2	0	5	0	34	17.0
D. Lillard	1-1	36.3	5-15	.333	3-8	.375	13-14	.929	0	2	2/2.0	5	1-9	0	5	1	26	26.0
B. McLemore	2-0	53.0	8-13	.615	6-11	.545	1-3	.333	0	1	1/0.5	5	3-8	3	1	0	23	11.5
N. Little	1-1	33.9	7-14	.500	2-7	.286	4-7	.571	3	7	10/10.0	2	4-5	2	0	3	20	20.0
C. McCollum	1-1	35.9	8-16	.500	4-10	.400	0-1	.000	0	4	4/4.0	6	5-2	1	2	0	20	20.0
C. Elleby	3-1	82.4	6-23	.261	2-13	.154	4-4	1.000	3	13	16/5.3	12	7-4	5	4	2	18	6.0
D. Eubanks	1-1	31.9	8-14	.571	0-1	.000	2-2	1.000	1	6	7/7.0	0	3-2	1	2	0	18	18.0
J. Nurkic	1-1	30.6	7-11	.636	0-1	.000	4-7	.571	2	6	8/8.0	3	1-7	1	2	0	18	18.0
B. Williams	2-1	30.0	6-12	.500	0-2	.000	4-7	.571	1	1	2/1.0	5	3-5	0	2	0	16	8.0
G. Brown III	3-1	31.6	6-9	.667	1-3	.333	2-2	1.000	1	7	8/2.7	0	6-4	0	4	0	15	5.0
L. Nance Jr.	1-1	32.4	5-11	.455	1-3	.333	1-1	1.000	0	5	5/5.0	3	2-2	0	1	0	12	12.0
K. Johnson	1-1	30.2	3-13	.231	0-4	.000	4-4	1.000	0	0	0/0.0	6	5-5	1	3	0	10	10.0
R. Perry	1-0	16.1	4-7	.571	0-1	.000	1-1	1.000	2	0	2/2.0	0	4-1	1	1	0	9	9.0
E. Hughes	1-0	29.8	3-11	.273	2-7	.286	0-0	.000	0	4	4/4.0	1	2-2	1	2	0	8	8.0
T. Snell	2-2	45.2	3-6	.500	2-5	.400	0-0	.000	1	3	4/2.0	2	5-0	0	0	0	8	4.0
T. Watford	1-0	19.5	4-6	.667	0-0	.000	0-0	.000	0	5	5/5.0	2	3-0	0	0	0	8	8.0
D. Louzada	1-0	26.5	1-5	.200	1-4	.250	0-0	.000	0	3	3/3.0	0	3-0	0	0	1	3	3.0
C. McGriff	1-0	12.6	1-5	.200	1-2	.500	0-0	.000	1	1	2/2.0	1	1-0	0	0	0	3	3.0
K. Blevins	2-0	6.5	1-4	.250	0-1	.000	0-0	.000	0	0	0/0.0	0	1-0	0	0	0	2	1.0
J. Cumberland	1-0	6.5	1-1	1.000	0-0	.000	0-0	.000	1	2	3/3.0	1	2-0	0	0	0	2	2.0
TEAM	31-15	720.0	108-247	.437	33-110	.300	58-77	.753	16	84	100/33.3	66	72-71	17	36	8	307	102.3





2022-23 VS MAVERICKS

Nov. 12 at Dallas
Dec. 16 at Dallas
Jan. 14 at Portland
Jan. 15 at Portland

2021-22 SEASON

27-55 (.329)
in Northwest

PLAYOFFS

Did not qualify

Table with 3 columns: 2021-22 REGULAR SEASON INDIVIDUAL BESTS, 2021-22 REGULAR SEASON TRAIL BLAZERS BESTS, 2021-22 REGULAR SEASON TEAM. Rows include Points, Rebounds, Assists for Luka Dončić and Damian Lillard.

Main game log table with columns: DATE, SITE, W/L, SCORE, DATE, SITE, W/L, SCORE, DATE, SITE, W/L, SCORE, DATE, SITE, W/L, SCORE, DATE, SITE, W/L, SCORE. Contains 100 rows of game data.

* overtime † neutral location

SERIES INFORMATION & NOTES

Overall series 79-88
Home games vs. Trail Blazers 50-34
Road games at Trail Blazers 28-54
Neutral site games Portland 1-0
Current series streak Dallas won last four
in Dallas Portland won last game
in Portland Dallas won three

DALLAS

Last home win 128-78 (4/8/22)
Last road win 132-112 (1/26/22)
Largest margin of victory 50 (128-78, 4/8/22)
High point total 140 (3OT) (12/29/89)
Low point total 69 (3/7/97)

PORTLAND

Last home win 125-119 (3/19/21)
Last road win 121-118 (2/14/21)
Largest margin of victory 45 (120-75, 11/17/97)
High point total 144 (3OT) (12/29/89)
Low point total 73 (11/11/02)

Series scoring record vs. Portland
Luka Dončić (44 on 2/14/21)

Mark Aguirre (44 on 2/6/83)
Series scoring record vs. Dallas
Damian Lillard (61 on 8/11/20)

The Mavericks have won the last four meetings by an average margin of 31.3 points...in the most recent meeting, Dallas defeated Portland by a series-record 50 points (128-78) at American Airlines Center (4/8/22), marking the club's fifth 50-point win in franchise history...it was also the second time in a span of four games that the Mavericks beat the Blazers by 40+ points (40, 132-92, at POR 3/21/21), after they had failed to defeat Portland by more than 25 points in each of the previous 40 seasons...Luka Dončić tallied a game-high 44 points in a 121-118 loss to Portland at American Airlines Center (2/14/21), tying Mark Aguirre's club record (44 at POR 2/6/83) for the highest-scoring game by a Maverick against the Blazers...Damian Lillard netted a series-record 61 points for the Blazers in a 134-131 win over Dallas in Orlando (8/11/20), marking the second-highest scoring effort ever by an individual against the Mavericks (Kobe Bryant, 62, L.A. Lakers, 12/20/05)...Yogi Ferrell went 9-of-11 from beyond the arc, tying the NBA rookie record for 3-pointers made, in the Mavericks' 108-104 win at Portland (2/3/17)...Ferrell, who finished with a game-high 32 points and a team-high 5 assists, became the first undrafted rookie in NBA history to score 30+ points in a game in which he also led his team in assists...Rick Carlisle recorded his 500th career victory against Portland (2/6/13)...almost exactly four years later, Carlisle captured his 400th win with the Mavericks at Portland (2/3/17), becoming the first coach in franchise history to reach the milestone...Shawn Bradley set a Mavericks record with 13 blocked shots in a loss to Portland on 4/7/98...Bradley finished the game with 22 points and a career-high 22 rebounds, recording a triple-double...the second-longest game in Mavericks history was a triple-overtime loss in Dallas that lasted 3:10 on 12/29/89...in that game, James Donaldson set a Mavericks record with 58 minutes played, and the Blazers' Clyde Drexler set a Mavericks opponent record with 55 minutes played.





SACRAMENTO KINGS



Owner and Chairman Vivek Ranadive
 General Manager Monte McNair
 Head Coach Mike Brown
 Associate Head Coach Jordi Fernandez
 Assistant Coaches Jay Triano, Doug Christie, Luke Loucks, Leandro Barbosa
 Assistant Coach/Director of Player Development Dutch Gaitley
 Head Video Coordinator/Special Assistant to the Head Coach Charles Allen
 Sr. Director, Athlete Health Jas Randhawa
 Director of Performance Cory Kennedy
 Head Athletic Trainer Joel Noland
 Head Strength & Conditioning Coach Zac Howe
 Address 500 David J. Stern Walk, Sacramento, CA 95814
 Arena (capacity) Golden 1 Center (17,583)
 Radio KHTK 1140 (1140 AM): Gary Gerould
 Television NBC Sports California: Mark Jones, Kayte Christensen, Kyle Draper

SACRAMENTO PR STAFF

SVP, Communications & External Affairs
 Becky Beland McNaught

Director, Media Relations
 Shannon Malone (smalone@kings.com)

Manager, Media Relations
 Michael Martinez (mmartinez@kings.com)

Coordinator, Media Relations
 Avery Jacobs (ajacobs@kings.com)

2021-22 SEASON SERIES RESULTS

Oct.31 vs. Dallas Dallas, 105-99
 Dec.29 @ Sacramento Sacramento, 95-94
 Dec.31 @ Sacramento Dallas, 112-96
 Mar.5 vs. Dallas Dallas, 114-113

2022-23 REGULAR SEASON VS. KINGS

DATE	SITE	TIME/RESULT
Feb.10	Sacramento	9:00 pm
Feb.11	Sacramento	9:00 pm
Apr.5	Dallas	7:30 pm

2021-22 REGULAR SEASON VS. KINGS

DATE	SITE	RESULT
Oct.31	Dallas	W, 105-99
Dec.29	Sacramento	L, 94-95
Dec.31	Sacramento	W, 112-96
Mar.5	Dallas	W, 114-113

SERIES HISTORY VS. KINGS

	ALL-TIME	STREAKS	LAST WIN	LAST LOSS
Overall	99-77	Won 2	Mar.5	Dec.29
Home	60-29	Won 2	Mar.5	May.2
Road	39-48	Won 1	Dec.31	Dec.29

2021-22 DALLAS STATISTICS VS. SACRAMENTO

PLAYER	GP-GS	MIN	FG-ATT	FG%	3FG-ATT	3FG%	FT-FTA	FT%	OFF	DEF	TOT/AVG	AST	PF-D	STL	TO	BLK	PTS	AVG
J. Brunson	4-3	135.4	33-63	.524	5-7	.714	8-8	1.000	1	11	12/3.0	22	4-14	3	8	1	79	19.8
D. Finney-Smith	4-4	132.8	19-43	.442	11-27	.407	4-6	.667	6	15	21/5.3	8	14-8	6	3	2	53	13.3
K. Porzingis	2-2	67.6	16-31	.516	3-10	.300	13-15	.867	5	11	16/8.0	9	4-12	1	5	5	48	24.0
S. Dirwiddie	1-1	35.8	11-22	.500	2-7	.286	12-13	.923	0	2	2/2.0	7	5-9	0	5	0	36	36.0
R. Bullock	3-2	94.0	13-29	.448	5-16	.313	3-4	.750	1	8	9/3.0	7	8-2	3	2	0	34	11.3
D. Powell	4-4	109.2	13-24	.542	1-2	.500	6-10	.600	10	18	28/7.0	5	14-12	4	5	1	33	8.3
J. Green	3-0	83.3	8-18	.444	2-5	.400	6-8	.750	8	9	17/5.7	5	6-8	2	3	2	24	8.0
L. Dončić	1-1	35.2	10-21	.476	1-7	.143	2-6	.333	0	8	8/8.0	10	3-6	1	3	1	23	23.0
S. Brown	4-0	59.1	8-18	.444	4-11	.364	1-2	.500	1	12	13/3.3	2	5-1	0	0	2	21	5.3
F. Ntilikina	3-1	66.9	8-16	.500	3-4	.750	2-2	1.000	1	6	7/2.3	6	0-5	3	2	0	21	7.0
T. Hardaway Jr.	1-1	32.8	5-14	.357	4-11	.364	2-2	1.000	0	3	3/3.0	3	1-1	2	2	0	16	16.0
M. Chriss	1-0	18.5	4-5	.800	0-0	.000	0-0	.000	0	7	7/7.0	0	2-0	0	1	1	8	8.0
D. Bertáns	1-0	14.5	2-5	.400	2-4	.500	1-2	.500	0	3	3/3.0	2	1-1	0	0	1	7	7.0
M. Kleber	1-1	7.1	3-3	1.000	1-1	1.000	0-0	.000	0	5	5/5.0	0	0-0	0	0	0	7	7.0
I. Thomas	1-0	13.3	3-8	.375	0-3	.000	0-0	.000	0	0	0/0.0	4	0-0	0	0	0	6	6.0
M. Brown	3-0	11.8	2-3	.667	0-0	.000	1-2	.500	0	6	6/2.0	0	4-2	0	1	0	5	1.7
W. Cauley-Stein	1-0	13.7	2-4	.500	0-0	.000	0-0	.000	3	3	6/6.0	2	1-0	0	0	0	4	4.0
C. Brown Jr.	1-0	1.9	0-1	.000	0-1	.000	0-0	.000	0	0	0/0.0	0	0-0	0	0	1	0	0.0
T. Burke	1-0	4.1	0-1	.000	0-1	.000	0-2	.000	0	0	0/0.0	0	0-2	1	0	0	0	0.0
C. Jones	1-0	5.4	0-4	.000	0-0	.000	0-0	.000	1	0	1/1.0	1	0-0	1	1	0	0	0.0
G. King	1-0	1.9	0-0	.000	0-0	.000	0-0	.000	0	0	0/0.0	0	1-0	0	0	0	0	0.0
B. Marjanović	1-0	0.0	0-0	.000	0-0	.000	0-0	.000	0	0	0/0.0	0	0-0	0	0	0	0	0.0
T. Pninson	2-0	15.6	0-3	.000	0-2	.000	0-0	.000	0	3	3/1.5	6	2-1	0	0	1	0	0.0
TEAM	45-20	959.9	160-336	.476	44-119	.370	61-82	.744	37	130	167/41.8	99	75-84	27	41	18	425	106.3

2021-22 SACRAMENTO STATISTICS VS. DALLAS

PLAYER	GP-GS	MIN	FG-ATT	FG%	3FG-ATT	3FG%	FT-FTA	FT%	OFF	DEF	TOT/AVG	AST	PF-D	STL	TO	BLK	PTS	AVG
D. Fox	4-4	144.8	33-73	.452	5-12	.417	13-18	.722	2	10	12/3.0	20	12-18	3	9	2	84	21.0
H. Barnes	4-4	139.3	15-43	.349	6-19	.316	13-15	.867	6	16	22/5.5	10	3-18	5	5	0	49	12.3
R. Holmes	4-3	97.6	19-29	.655	1-1	1.000	8-8	1.000	11	21	32/8.0	3	14-7	3	6	3	47	11.8
T. Halliburton	3-3	101.7	15-37	.406	6-14	.429	7-8	.875	3	9	12/4.0	24	5-7	1	5	2	43	14.3
M. Bagley III	2-2	52.4	11-22	.500	1-7	.143	3-3	1.000	4	8	12/6.0	2	6-5	3	1	0	26	13.0
C. Metu	3-0	49.5	10-24	.417	6-11	.545	0-0	.000	1	15	16/5.3	0	4-1	3	0	1	26	8.7
D. Mitchell	4-0	91.8	12-34	.353	2-13	.154	0-0	.000	0	3	3/0.8	9	6-2	1	3	1	26	6.5
B. Hield	3-0	78.8	8-25	.320	5-20	.250	1-1	1.000	1	8	9/3.0	5	3-2	2	7	0	22	7.3
D. Jones	2-0	40.7	8-13	.615	0-1	.000	0-0	.000	6	8	14/7.0	2	9-2	0	4	0	16	8.0
D. Sabonis	1-1	31.6	7-10	.700	0-0	.000	1-5	.200	2	8	10/10.0	6	5-5	0	4	0	15	15.0
T. Thompson	1-0	21.4	5-7	.714	0-0	.000	3-5	.600	3	2	5/5.0	3	3-4	0	0	0	13	13.0
T. Lyles	1-1	18.2	5-8	.625	0-1	.000	1-1	1.000	1	5	6/6.0	1	4-1	0	2	0	11	11.0
D. DiVincenzo	1-0	33.7	3-10	.300	3-6	.500	1-1	1.000	1	7	8/8.0	3	3-1	1	2	1	10	10.0
J. Holiday	1-1	29.2	4-12	.333	1-7	.143	0-0	.000	1	4	5/5.0	2	4-1	1	1	0	9	9.0
T. Davis	1-0	8.7	1-3	.333	0-1	.000	0-0	.000	0	1	1/1.0	0	1-0	0	0	0	2	2.0
M. Harkless	1-1	16.7	1-4	.250	0-3	.000	0-0	.000	0	5	5/5.0	0	2-1	0	0	0	2	2.0
J. Ramsey	1-0	1.9	1-1	1.000	0-0	.000	0-0	.000	0	0	0/0.0	0	0-0	0	0	0	2	2.0
R. Woodard II	1-0	1.9	0-1	.000	0-0	.000	0-0	.000	0	0	0/0.0	0	0-0	0	0	0	0	0.0
TEAM	38-20	959.9	158-356	.444	36-116	.310	51-65	.785	42	130	172/43.0	90	84-75	23	50	10	403	106.8





2022-23 VS MAVERICKS

Feb. 10 at Sacramento
 Feb. 11 at Sacramento
 Apr. 5 at Dallas

2021-22 SEASON

30-52 (.366)
 in Pacific

PLAYOFFS

Did not qualify

2021-22 REGULAR SEASON INDIVIDUAL BESTS			2021-22 REGULAR SEASON KINGS BESTS			2021-22 REGULAR SEASON TEAM		
Points	36	Spencer Dinwiddie vs. SAC 3/5/22	Points	44	De'Aaron Fox vs. SAC 3/5/22	Biggest Win	16	@ SAC 12/31/21
Rebounds	12	Josh Green vs. SAC 3/5/22	Rebounds	13	Richaun Holmes vs. SAC 10/31/21	Biggest Loss	1	@ SAC 12/29/21
Assists	10	Luka Dončić vs. SAC 10/31/21	Assists	10	Tyrese Haliburton @ SAC 12/31/21, Tyrese Haliburton @ SAC 12/29/21			

DATE	SITE	W/L	SCORE	DATE	SITE	W/L	SCORE	DATE	SITE	W/L	SCORE	DATE	SITE	W/L	SCORE	DATE	SITE	W/L	SCORE
10/17/80	DAL	L	91-103	11/28/86	DAL	W	129-117	11/17/84	DAL	W	96-94	12/25/03	SAC	W	111-103	12/29/13	SAC	L	97-112
12/13/80	KCK	L	107-114	12/2/86	SAC	W	127-124	1/24/95	SAC	L	109-110**	1/25/04	DAL	W	108-99	1/31/14	DAL	W	107-103
1/20/81	DAL	L	91-104	2/12/87	SAC	L	125-129	1/28/95	DAL	L	84-87	3/11/04	SAC	L	102-120	3/29/14	DAL	W	103-100
2/3/81	DAL	L	100-121	2/25/87	DAL	W	108-101	3/14/95	SAC	W	91-90	4/1/04	DAL	W	127-117	4/6/14	SAC	W	93-91
2/26/81	KCK	L	102-105	3/19/87	SAC	W	105-104	1/23/96	SAC	W	111-109	11/2/04	DAL	W	107-98	11/13/14	DAL	W	106-98
3/29/81	KCK	L	104-113	4/18/87	DAL	W	125-121	2/21/96	DAL	W	93-91	2/11/05	SAC	W	115-113	1/13/15	SAC	W	108-104*
10/31/81	DAL	W	95-89	11/21/87	SAC	W	103-96	4/2/96	DAL	L	97-104	2/24/05	DAL	W	122-113	2/5/15	SAC	W	101-78*
12/9/81	KCK	L	109-113*	12/9/87	DAL	W	125-98	4/9/96	SAC	L	86-95	3/24/05	SAC	L	101-109	11/30/15	SAC	L	98-112
12/29/81	DAL	W	104-92	12/29/87	DAL	W	126-117	11/2/96	DAL	L	94-107	12/22/05	SAC	W	106-95	1/5/16	DAL	W	117-116**
1/21/82	KCK	W	110-94	2/4/88	SAC	L	101-118	12/12/96	SAC	L	86-93	3/12/06	SAC	L	80-85	3/3/16	DAL	L	101-104
3/26/82	DAL	W	96-87	3/2/88	DAL	W	115-90	2/4/97	DAL	W	104-96	4/4/06	DAL	W	127-101	3/27/16	SAC	L	111-133
4/14/82	KCK	L	95-114	4/12/88	SAC	W	104-96	3/16/97	SAC	W	89-88	12/1/06	DAL	W	109-90	12/17/16	DAL	L	89-120
11/5/82	DAL	L	118-113	11/12/88	DAL	W	111-71	11/18/97	SAC	L	95-102	12/18/06	DAL	W	109-91	12/18/16	DAL	W	99-79
11/20/82	DAL	L	120-127	1/3/89	SAC	L	96-123	12/20/97	DAL	L	88-89	1/27/07	DAL	W	106-104	4/4/17	DAL	L	87-98
1/26/83	KCK	W	125-115	3/18/89	SAC	L	90-100	1/8/98	DAL	L	92-103	4/30/07	SAC	W	97-93	10/20/17	DAL	L	88-93
2/2/83	DAL	W	118-107	4/7/89	DAL	W	115-102	4/5/98	SAC	L	98-105	1/13/07	DAL	W	123-102	2/3/18	SAC	W	106-99
3/9/83	KCK	L	113-129	1/17/89	SAC	L	94-96	2/27/99	DAL	W	97-90	1/14/08	SAC	L	120-122	2/13/18	DAL	L	109-114
3/26/83	DAL	L	111-114	12/23/89	DAL	W	102-95	3/7/99	SAC	L	89-94	2/29/08	DAL	W	115-106	3/27/18	SAC	W	103-97
11/25/83	DAL	W	98-96	1/26/90	DAL	W	106-93	3/20/99	DAL	W	104-90	11/29/08	SAC	W	101-78	12/16/18	DAL	L	113-120
12/6/83	KCK	L	103-112	2/6/90	SAC	W	100-90	4/24/99	SAC	L	102-105	1/11/09	SAC	L	95-102	3/26/19	DAL	L	100-116
1/10/84	KCK	L	102-112	12/4/90	SAC	L	83-103	11/19/99	DAL	L	94-103	2/10/09	DAL	W	118-100	3/26/19	DAL	L	121-125
2/10/84	DAL	W	115-96	12/29/90	DAL	W	90-79	12/26/99	SAC	L	111-118	2/21/09	DAL	W	116-95	12/8/19	DAL	L	106-110
3/2/84	DAL	W	108-94	3/18/91	DAL	W	104-86	3/6/00	SAC	L	109-130	11/20/09	DAL	W	104-102	1/15/20	SAC	W	127-123
3/3/84	KCK	L	103-105	4/9/91	SAC	L	104-113	4/4/00	DAL	W	105-102	1/2/10	SAC	W	99-91	2/12/20	DAL	W	130-111
12/12/84	DAL	W	116-107	12/21/91	DAL	W	109-85	11/12/00	SAC	L	84-109	3/5/10	DAL	W	108-100	8/4/20	TSAC	W	114-110*
1/5/85	DAL	W	135-107	2/3/92	SAC	L	95-99	1/15/01	DAL	L	105-116	4/10/10	SAC	W	126-108	4/18/21	DAL	L	107-121
1/10/85	KCK	W	117-110*	3/20/92	DAL	L	96-125	4/1/01	SAC	W	119-107	12/4/10	SAC	W	105-103	4/26/21	SAC	L	106-113
2/23/85	KCK	W	121-98	4/5/92	SAC	L	89-103	4/13/01	DAL	W	101-97	2/9/11	SAC	W	102-100	5/2/21	DAL	L	99-111
3/13/85	DAL	W	118-100	12/29/92	SAC	L	81-139	11/29/01	DAL	L	98-110	2/16/11	DAL	W	116-100	10/31/21	DAL	W	105-99
4/9/85	KCK	L	105-117	1/29/93	DAL	L	120-130	12/2/01	SAC	W	120-114*	1/14/12	DAL	W	99-60	12/29/21	SAC	L	94-95
11/2/85	DAL	W	119-113	3/13/93	SAC	L	94-122	2/23/02	DAL	W	111-97	3/9/12	SAC	L	97-110	12/31/21	SAC	W	112-96
11/29/85	DAL	W	113-111	4/17/93	DAL	L	107-108*	4/14/02	SAC	W	113-100	4/10/12	DAL	W	110-100	3/5/22	DAL	W	114-113
1/21/86	SAC	L	110-119	1/2/94	SAC	L	116-119	1/15/03	SAC	L	94-123	12/10/12	DAL	W	119-96	--	--	--	
3/9/86	SAC	W	117-102	1/29/94	DAL	W	108-101	2/4/03	DAL	L	109-110	1/10/13	SAC	W	117-112*	--	--	--	
3/12/86	DAL	L	120-127*	4/5/94	SAC	W	88-80	2/27/03	DAL	L	124-126*	2/13/13	DAL	W	123-100	--	--	--	
4/7/86	SAC	L	115-122	4/16/94	DAL	L	98-106	3/16/03	SAC	W	129-123*	4/5/13	SAC	W	117-108	--	--	--	

* overtime † neutral location

SERIES INFORMATION & NOTES

Overall series 99-77
Home games vs. Kings 60-29
Road games at Kings 38-48
Neutral site games 1-0
Current series streak Dallas won last two
in Dallas Dallas won last two
in Sacramento Dallas won last game

DALLAS
Last home win 114-113 (3/5/22)
Last road win 112-96 (12/31/21)
Largest margin of victory 40 (111-71, 11/12/88)
High point total 135 (1/5/85)
Low point total 80 (3/12/06)

SACRAMENTO
Last home win 95-94 (12/29/21)
Last road win 111-99 (5/2/21)
Largest margin of victory 58 (139-81, 12/29/92)
High point total 139 (12/29/92)
Low point total 60 (1/14/12)

Series scoring record vs. Sacramento
 Rolando Blackman (46 on 3/12/86 (OT))
Series scoring record vs. Dallas
 De'Aaron Fox (44 on 3/5/22)

The Mavericks took the 2021-22 season series, 3-1, after the Kings won 14 of the previous 21 meetings...in the most recent matchup, De'Aaron Fox scored a Sacramento series-best 44 points in a 114-113 loss at Dallas (3/5/22)...Sacramento swept Dallas twice in a span of three years (3-0 in 2018-19, 3-0 in 2020-21), after it previously had not done so since 1997-98 (4-0)...the Mavericks won 37-of-44 (.841) meetings from March 2003 to February 2015...Luka Dončić tallied 25 points, 15 rebounds and 17 assists in Dallas' 127-123 victory at Sacramento (1/15/20), becoming the youngest player in NBA history (20 years, 321 days) to post a 25-point, 15-rebound, 15-assist effort...later that season, Dončić totaled 34 points, 20 rebounds and 12 assists in Dallas' 114-110 overtime win over Sacramento (8/4/20), becoming the youngest player in league history (21 years, 158 days) to record a 30-point, 20-rebound, 10-assist game...on 11/11/14, Dirk Nowitzki passed Hakeem Olajuwon for ninth place on the NBA's all-time scoring list and became the top foreign-born scorer of all time...from 1/25/04 to 1/5/16, the Mavericks defeated the Kings 22 consecutive times in Dallas, marking their longest ever home winning streak against any opponent...Deron Williams hit a game-winning 3-pointer as time expired in double-overtime to give Dallas a thrilling 117-116 victory over the Kings on 1/5/16 (and extend the home winning streak to 22 games)...on 1/14/12, the Mavericks held the Kings to just 60 points on 22-of-86 (.256) shooting, setting new opponent lows for points, field goals made and field goal percentage...the Mavericks suffered their worst loss in team history in a 58-point (139-81) loss to the Kings in Sacramento on 12/29/92.



SAN ANTONIO SPURS



Managing Partner Peter J. Holt
 President & CEO RC Buford
 President of Basketball Operations/Head Coach Gregg Popovich
 General Manager Brian Wright
 Assistant Coaches Mitch Johnson, Matt Nielsen, Darius Songaila, Brett Brown
 Video Coordinator Sean Sheldon
 Director of Player Performance and Wellness Xavi Schelling
 Head Athletic Trainer Will Sevensing
 Radio WOAI (1200 AM). Broadcaster: Bill Schoening; KXTN (107.5 FM-Spanish). Broadcaster: Paul Castro.
 TV .. KENS (Channel 5), KMYS (Channel 35), Bally Sports Southwest (Channel 26). Broadcasters: Bill Land, Sean Elliott, Dan Weiss and Matt Bonner
 Team Address One AT&T Center San Antonio, TX 78219
 Business Phone: 210-444-5500
 Ticket Information: 210-225-TEAM
 Website: www.spurs.com
 Arena (capacity): AT&T Center (18,354)

SAN ANTONIO PR STAFF

Vice President of Communications
 Tom James (tjames@attcenter.com)

Director of Basketball Communications
 Jordan Howenstine (jhowenstine@attcenter.com)

Basketball Communications Senior Manager
 Kris Davis (kdavis@attcenter.com)

Basketball Communications Coordinator
 Alexis Winston (awinston@attcenter.com)

2021-22 SEASON SERIES RESULTS

Oct.28 vs. Dallas Dallas, 104-99
 Nov.3 @ San Antonio Dallas, 109-108
 Nov.12 @ San Antonio Dallas, 123-109
 Apr.10 vs. Dallas Dallas, 130-120

2022-23 REGULAR SEASON VS. SPURS

DATE	SITE	TIME/RESULT
Dec.31	San Antonio	6:00 pm
Feb.23	Dallas	7:30 pm
Mar.15	San Antonio	7:30 pm
Apr.9	Dallas	2:30 pm

2021-22 REGULAR SEASON VS. SPURS

DATE	SITE	RESULT
Oct.28	Dallas	W, 104-99
Nov.3	San Antonio	W, 109-108
Nov.12	San Antonio	W, 123-109
Apr.10	Dallas	W, 130-120

SERIES HISTORY VS. SPURS

	ALL-TIME	STREAKS	LAST WIN	LAST LOSS
Overall	77-114	Won 4	Apr.10	Apr.11
Home	46-50	Won 2	Apr.10	Apr.11
Road	31-64	Won 3	Nov.12	Mar.10

2021-22 DALLAS STATISTICS VS. SAN ANTONIO

PLAYER	GP-GS	MIN	FG-ATT	FG%	3FG-ATT	3FG%	FT-FTA	FT%	OFF	DEF	TOT/AVG	AST	PF-D	STL	TO	BLK	PTS	AVG
L. Dončić	4-4	135.7	40-85	.471	14-38	.368	12-21	.571	1	34	35/8.8	36	7-17	6	17	2	106	26.5
J. Brunson	4-2	118.6	30-58	.517	9-22	.409	16-22	.727	2	21	23/5.8	16	6-16	2	3	0	85	21.3
D. Finney-Smith	4-4	129.5	19-36	.528	10-22	.455	1-2	.500	6	15	21/5.3	7	8-1	9	2	1	49	12.3
D. Powell	4-4	88.3	16-25	.640	0-1	.000	3-8	.375	13	7	20/5.0	5	11-7	1	9	4	35	8.8
T. Hardaway Jr.	3-3	98.6	11-36	.306	4-18	.222	8-10	.800	0	17	17/5.7	8	6-8	2	1	0	34	11.3
K. Porzingis	1-1	34.4	12-22	.545	3-9	.333	5-6	.833	2	5	7/7.0	0	2-7	0	1	3	32	32.0
B. Marjanović	2-0	22.6	10-14	.714	0-1	.000	1-4	.250	3	4	7/3.5	1	6-5	0	6	1	21	10.5
R. Bullock	4-2	84.7	6-22	.273	4-13	.308	2-3	.667	2	8	10/2.5	2	5-2	2	2	0	18	4.5
T. Pinson	1-0	13.0	5-5	1.000	4-4	1.000	2-2	1.000	0	1	1/1.0	2	1-2	0	2	0	16	16.0
F. Niilikina	3-0	46.4	4-17	.235	4-8	.500	2-2	1.000	2	7	9/3.0	4	5-1	0	3	0	14	4.7
M. Kleber	1-0	29.3	4-8	.500	4-8	.500	0-0	.000	3	7	10/10.0	2	5-2	1	0	6	12	12.0
D. Bertáns	1-0	13.0	3-4	.750	2-3	.667	0-0	.000	0	1	1/1.0	0	1-0	1	0	0	8	8.0
S. Dinwiddie	1-0	17.9	3-7	.429	2-4	.500	0-0	.000	0	3	3/3.0	5	1-0	1	1	0	8	8.0
J. Green	2-0	23.1	3-6	.500	1-3	.333	0-0	.000	2	3	5/2.5	3	3-1	0	2	0	7	3.5
S. Brown	2-0	33.0	2-7	.286	2-4	.500	0-0	.000	3	7	10/5.0	4	3-1	3	3	2	6	3.0
M. Chris	1-0	21.2	2-7	.286	0-0	.000	2-2	1.000	3	0	3/3.0	0	3-2	0	0	0	6	6.0
W. Cauley-Stein	3-0	33.5	2-5	.400	0-1	.000	0-0	.000	2	5	7/2.3	3	3-0	0	0	1	4	1.3
T. Burke	1-0	9.5	1-3	.333	1-1	1.000	0-0	.000	0	1	1/1.0	4	0-1	0	0	0	3	3.0
M. Wright	1-0	7.8	0-0	.000	0-0	.000	2-2	1.000	0	2	2/2.0	1	0-1	0	0	1	2	2.0
TEAM	43-20	960.0	173-367	.471	64-160	.400	56-84	.667	44	148	192/48.0	103	76-74	28	52	21	466	116.5

2021-22 SAN ANTONIO STATISTICS VS. DALLAS

PLAYER	GP-GS	MIN	FG-ATT	FG%	3FG-ATT	3FG%	FT-FTA	FT%	OFF	DEF	TOT/AVG	AST	PF-D	STL	TO	BLK	PTS	AVG
D. Murray	4-4	133.1	30-64	.469	6-20	.300	12-14	.857	2	23	25/6.3	27	8-14	6	10	1	78	19.5
K. Johnson	4-4	121.1	24-65	.369	5-16	.313	12-17	.706	2	24	26/6.5	8	6-16	7	3	0	65	16.3
D. Vassell	4-1	119.0	22-43	.512	10-25	.400	9-10	.900	1	13	14/3.5	5	7-9	1	7	6	63	15.8
D. White	3-3	91.2	12-26	.462	2-7	.286	7-7	1.000	1	3	4/1.3	15	9-7	2	8	4	33	11.0
L. Walker IV	3-1	73.6	10-27	.370	4-15	.267	5-6	.833	1	12	13/4.3	9	2-6	4	3	2	29	9.7
D. Eubanks	3-2	55.5	10-18	.556	0-0	.000	7-11	.636	2	16	18/6.0	4	9-9	0	2	5	27	9.0
J. Poeltl	2-2	64.5	13-24	.542	0-0	.000	0-2	.000	10	13	23/11.5	2	6-1	2	2	3	26	13.0
B. Forbes	3-0	48.0	8-15	.533	6-10	.600	0-0	.000	0	7	7/2.3	3	3-0	1	6	0	22	7.3
T. Jones	4-0	44.7	8-16	.500	2-5	.400	2-2	1.000	0	6	6/1.5	10	4-3	3	0	0	20	5.0
J. Richardson	1-0	28.2	6-12	.500	4-7	.571	2-2	1.000	0	3	3/3.0	1	1-1	1	2	0	18	18.0
T. Young	2-0	46.3	8-15	.533	0-1	.000	1-3	.333	3	5	8/4.0	8	5-4	3	3	2	17	8.5
D. McDermott	2-2	50.0	6-9	.667	4-5	.800	0-0	.000	0	3	3/1.5	4	7-3	1	3	0	16	8.0
K. Bates-Diop	3-0	33.4	3-9	.333	0-1	.000	2-2	1.000	4	4	8/2.7	1	1-1	0	0	2	8	2.7
Z. Collins	1-0	15.2	3-3	1.000	0-0	.000	2-2	1.000	0	2	2/2.0	4	3-2	3	1	1	8	8.0
J. Primo	1-1	18.6	2-2	1.000	0-0	.000	0-0	.000	0	2	2/2.0	1	2-0	0	0	1	4	4.0
J. Landale	1-0	4.7	1-1	1.000	0-0	.000	0-0	.000	0	0	0/0.0	0	0-0	0	0	0	2	2.0
D. Cacok	1-0	4.2	0-0	.000	0-0	.000	0-0	.000	0	1	1/1.0	0	0-0	0	0	0	0	0.0
J. Wieskamp	1-0	8.8	0-0	.000	0-0	.000	0-0	.000	0	1	1/1.0	0	1-0	0	0	0	0	0.0
TEAM	43-20	960.0	166-349	.476	43-112	.384	61-78	.782	26	138	164/41.0	102	74-76	34	50	27	436	109.0





2022-23 VS MAVERICKS	2021-22 SEASON	PLAYOFFS
Dec. 31 at San Antonio Feb. 23 at Dallas Mar. 15 at San Antonio Apr. 9 at Dallas	34-48 (.415) in Southwest	Did not qualify

2021-22 REGULAR SEASON INDIVIDUAL BESTS	2021-22 REGULAR SEASON SPURS BESTS	2021-22 REGULAR SEASON TEAM
Points 32 Kristaps Porzingis @ SAS 11/12/21, Luka Dončić @ SAS 11/12/21 Rebounds 12 Luka Dončić @ SAS 11/12/21, Luka Dončić @ SAS 11/3/21 Assists 15 Luka Dončić @ SAS 11/12/21	Points 24 Keldon Johnson vs. SAS 4/10/22 Rebounds 13 Jakob Poeltl vs. SAS 10/28/21 Assists 8 Dejounte Murray @ SAS 11/3/21, Dejounte Murray vs. SAS 10/28/21	Biggest Win 14 @ SAS 11/12/21 ** No Biggest Loss **

DATE	SITE	W/L	SCORE	DATE	SITE	W/L	SCORE	DATE	SITE	W/L	SCORE	DATE	SITE	W/L	SCORE	DATE	SITE	W/L	SCORE
10/11/80	DAL	W	103-92	1/7/87	DAL	W	108-103	3/29/94	DAL	L	92-117	11/20/03	DAL	W	95-92	12/26/13	DAL	L	107-116
10/18/80	SAN	L	96-110	2/20/87	DAL	W	122-107	12/6/94	SAN	W	124-121*	2/26/04	DAL	W	115-91	1/8/14	SAS	L	90-112
12/16/80	DAL	L	83-89	2/28/87	SAN	L	98-123	1/15/95	SAN	W	108-103	3/5/04	SAS	L	100-113	3/2/14	SAS	L	106-112
2/8/81	SAN	L	98-102	1/17/87	SAN	L	106-130	2/3/95	DAL	L	103-114	11/24/04	SAS	L	80-94	4/10/14	DAL	L	100-109
2/14/81	DAL	L	99-107	1/2/88	SAN	W	116-109	3/18/95	SAN	L	106-116	11/30/04	DAL	L	89-107	10/28/14	SAS	L	100-101
3/8/81	SAN	L	108-133	1/26/88	DAL	W	128-111	4/20/95	DAL	L	111-112	1/14/05	SAS	L	95-98	12/20/14	DAL	W	99-93
11/17/81	DAL	L	105-112	3/26/88	DAL	W	131-112	11/3/95	SAN	W	103-97	4/7/05	DAL	W	104-68	3/24/15	DAL	W	101-94
12/11/81	DAL	L	99-101	4/22/88	DAL	W	127-96	12/14/95	DAL	L	111-126	11/5/05	DAL	W	103-84	3/27/15	SAS	L	76-94
1/12/82	SAN	L	109-127	4/24/88	SAN	W	115-109	3/29/96	DAL	L	104-119	12/1/05	DAL	L	90-92	11/25/15	SAS	L	83-88
2/2/82	SAN	L	98-103	11/1/88	DAL	W	115-102	4/21/96	SAN	W	103-98	3/2/06	SAS	L	89-98	11/7/16	SAS	L	83-112
3/8/82	SAN	W	121-113	12/27/88	DAL	W	110-101	11/26/96	DAL	W	105-101	4/7/06	SAS	W	92-86	2/5/16	DAL	L	90-116
4/16/82	DAL	L	106-118	1/27/89	DAL	W	126-82	12/14/96	SAS	L	105-106	11/2/06	DAL	L	91-97	4/13/16	DAL	L	91-96
11/27/82	DAL	L	106-107	2/20/89	SAN	W	105-93	1/24/97	SAS	L	87-97	11/24/06	SAS	W	95-92	11/21/16	SAS	L	91-96
12/7/82	DAL	L	92-106	3/11/89	SAN	L	90-97	2/11/97	DAL	L	97-111	1/5/07	SAS	W	90-85	11/30/16	DAL	L	87-94
1/5/83	DAL	W	136-131	4/14/89	SAN	W	116-110	11/25/97	DAL	L	91-102	4/15/07	DAL	W	91-86	1/29/17	SAS	W	105-101
1/11/83	SAN	L	101-109	11/30/89	SAN	L	89-93	11/29/97	SAS	L	87-96	11/15/07	DAL	W	105-92	4/7/17	DAL	L	89-102
4/8/83	SAN	W	122-111	12/8/89	DAL	L	93-99	1/23/98	SAS	L	75-81	12/3/07	SAS	L	95-97	11/14/17	DAL	L	91-97
4/16/83	DAL	L	120-132	2/13/90	DAL	W	103-96	2/19/98	DAL	L	81-87	2/28/08	SAS	L	94-97	11/27/17	SAS	L	108-115
10/30/83	SAN	L	101-123	3/29/90	SAN	W	109-105	3/4/99	DAL	L	79-95	3/23/08	DAL	L	81-88	12/12/17	DAL	W	95-89
11/11/83	DAL	W	112-105	4/4/90	DAL	W	104-98	3/27/99	SAS	L	77-99	1/14/08	SAS	W	98-81	12/16/17	SAS	L	96-98
11/22/83	DAL	W	118-117	11/23/90	DAL	L	104-107	4/13/99	DAL	W	92-86	12/9/08	DAL	L	126-133**	10/29/18	SAS	L	108-113*
2/28/84	SAN	W	116-104	12/1/90	SAN	L	97-109	4/22/99	SAS	L	76-103	2/24/09	SAS	L	76-93	1/16/19	DAL	L	105-112
3/13/84	SAN	L	131-137**	1/16/91	SAN	L	94-100	11/20/99	SAS	L	90-106	3/4/09	DAL	W	107-102	3/12/19	DAL	L	101-105
4/6/84	DAL	W	131-118	2/16/91	DAL	W	96-94	12/14/99	DAL	L	93-111	11/1/09	SAS	L	83-92	4/10/19	SAS	L	94-105
11/29/84	SAN	L	116-124	4/21/91	SAN	L	101-135	3/16/00	SAS	W	110-88	11/18/09	DAL	W	99-94*	11/18/19	DAL	W	117-110
12/14/84	DAL	W	119-102	11/1/91	SAN	L	99-140	3/21/00	DAL	W	97-96	1/8/10	SAS	W	112-103	12/26/19	DAL	W	102-98
1/3/85	SAN	L	115-116	12/17/91	DAL	L	87-98	11/10/00	DAL	W	79-77	4/14/10	DAL	W	96-89	2/26/20	SAS	W	109-103
1/23/85	DAL	W	122-110	1/29/92	DAL	L	93-108	2/13/01	SAS	L	92-104	11/26/10	SAS	W	103-94	3/10/20	SAS	L	109-119
3/19/85	DAL	W	96-89	3/8/92	DAL	L	81-93	2/24/01	DAL	L	104-107	12/30/10	DAL	L	93-99	1/22/21	SAS	W	122-117
3/22/85	SAN	W	123-114	4/14/92	SAN	L	108-120	4/10/01	SAS	L	79-91	1/4/11	DAL	L	89-101	3/10/21	DAL	L	115-104
11/1/85	SAN	L	107-116	11/19/92	SAN	L	95-123	12/26/01	SAS	W	126-123	3/18/11	DAL	L	91-97	4/1/21	DAL	L	117-119
12/5/85	DAL	L	116-120	12/12/92	DAL	L	91-113	1/5/02	DAL	L	103-105	1/5/12	SAS	L	71-93	10/28/21	DAL	W	104-99
1/25/86	SAN	W	123-107	12/18/92	SAN	L	101-122	3/21/02	DAL	L	102-105	1/29/12	DAL	W	101-100*	11/3/21	SAS	W	109-108
1/29/86	DAL	W	126-114	3/9/93	SAN	L	84-119	4/6/02	SAS	L	87-89	3/17/12	DAL	W	106-99	11/12/21	SAS	W	123-109
2/11/86	SAN	W	121-107	3/28/93	DAL	L	107-114	12/11/02	SAS	L	104-111	3/23/12	SAS	L	87-104	4/10/22	DAL	W	130-120
3/18/86	DAL	W	120-113	11/27/93	SAN	L	80-104	2/20/03	DAL	W	95-87	12/23/12	SAS	L	91-129	--	--	--	
11/1/86	SAN	L	105-108	12/16/93	DAL	L	89-103	3/20/03	DAL	L	110-112*	12/30/12	DAL	L	86-111	--	--	--	
12/16/86	DAL	W	101-98	1/15/94	DAL	L	87-104	4/16/03	SAS	W	93-72	1/25/13	DAL	L	107-113	--	--	--	
1/3/87	SAN	W	106-89	1/22/94	SAN	L	83-103	11/8/03	SAS	W	81-78	3/14/13	SAS	L	91-92	--	--	--	

SERIES INFORMATION & NOTES

Overall series 77-114
Home games vs. Spurs 46-50
Road games at Spurs 31-64
Current series streak Dallas won last four
in Dallas Dallas won last two
in San Antonio Dallas won last three

DALLAS
Last home win 130-120 (4/10/22)
Last road win 123-109 (11/12/21)
Largest margin of victory 44 (126-82, 1/27/89)
High point total 136 (1/5/83)
Low point total 71 (1/5/12)

SAN ANTONIO
Last home win 119-109 (3/10/20)
Last road win 119-117 (4/11/21)
Largest margin of victory 41 (140-99, 11/1/91)
High point total 140 (11/1/91)
Low point total 68 (4/7/05)

Series scoring record vs. San Antonio
 Luka Dončić (42 on 11/18/19)
Series scoring record vs. Dallas
 Tim Duncan (53 on 12/26/01 (OT))

The Mavericks have won nine of the last 11 meetings (after the Spurs won 25-of-29 from March 2012 to April 2019)...Dallas took the 2021-22 season series, 4-0, sweeping San Antonio for the first time since the Mavericks franchise was formed in 1980-81...Luka Dončić recorded his 18th career 30-point triple-double (32 points, 12 rebounds, 15 assists) at San Antonio (11/12/21), breaking a tie with Hall of Famers Larry Bird and Magic Johnson (17 each) for sixth place on the NBA's all-time 30-point triple-doubles list...DeMar DeRozan hit a game-winning jumper with 0.5 seconds left to give San Antonio a 119-117 win at American Airlines Center (4/11/21)...the Mavericks snapped a 12-game road losing streak against the Spurs with a 105-101 come-from-behind win at the AT&T Center on 1/29/17...in that game, the Mavericks overcame a 10-point halftime deficit (59-49), snapping the Spurs' run of 117 straight wins in home games that they led by at least 10 points at the half...Dirk Nowitzki grabbed his 10,000th career rebound against the Spurs (3/24/15)...Nowitzki also made his 7,000th career free throw against San Antonio (4/13/16)...the Spurs held the Mavericks to 71 points on 1/5/12, a low by Dallas against San Antonio...on 4/7/05, the Spurs scored a series-low 68 points...Tim Duncan scored a series-record 53 points for the Spurs in a 126-123 overtime loss to Dallas (12/26/01)...Michael Finley (28), Steve Nash (27) and Nowitzki (26) all topped 25 points for Dallas in the win on 12/26/01...the Spurs set an NBA record by shooting 70.7% (53-75 FG) from the field in a 132-120 win at Dallas (4/16/83)...the first game in Mavericks history was a 103-92 win over the eventual Midwest Division champion Spurs (10/11/80).





TORONTO RAPTORS



Chairman of the Board & Chairman, NBA Board of Governors Lawrence M. Tanenbaum, O.C.
 Vice-Chairman and President Masai Ujiri
 General Manager Bobby Webster
 Head Coach Nick Nurse
 Assistant Coach .. Adrian Griffin, Trevor Gleeson, Earl Watson, Jim Sann, Nathaniel Mitchell, Jon Goodwillie,
 John Corbacio, Rico Hines
 Vice President, Player Health and Performance Alex McKechnie
 Head Athletic Trainer Scott McCollough
 Strength & Conditioning Coach Jon Lee
 Home Court Scotiabank Arena (19,800)
 Radio TSN Radio 1050, Sportsnet 590, Paul Jones, Eric Smith, Sherman Hamilton
 Television TSN, Sportsnet, Matt Devlin, Jack Armstrong, Alvin Williams
 PR Twitter @Raptors_PR

TORONTO PR STAFF

Director, Communications
 Jennifer Quinn (jqinn@torontoraptors.com)

Senior Manager, Basketball Communications
 Phil Summers (psummers@torontoraptors.com)

Manager, Communications
 Josh Su (jsu@torontoraptors.com)

Coordinator, Communications
 Justine Jones (@torontoraptors.com@torontoraptors)

2021-22 SEASON SERIES RESULTS

Oct.23 @ Toronto Dallas, 103-95
 Jan.19 vs. Dallas Dallas, 102-98

2022-23 REGULAR SEASON VS. RAPTORS

DATE	SITE	TIME/RESULT
Nov.4	Dallas	7:30 pm
Nov.26	Toronto	4:00 pm

2021-22 REGULAR SEASON VS. RAPTORS

DATE	SITE	RESULT
Oct.23	Toronto	W, 103-95
Jan.19	Dallas	W, 102-98

SERIES HISTORY VS. RAPTORS

	ALL-TIME	STREAKS	LAST WIN	LAST LOSS
Overall	29-22	Won 3	Jan.19	Jan.18
Home	19-7	Won 3	Jan.19	Jan.27
Road	10-15	Won 1	Oct.23	Jan.18

2021-22 DALLAS STATISTICS VS. TORONTO

PLAYER	GP-GS	MIN	FG-ATT	FG%	3FG-ATT	3FG%	FT-FTA	FT%	OFF	DEF	TOT/AVG	AST	PF-D	STL	TO	BLK	PTS	AVG
L. Dončić	2-2	81.2	24-48	.500	6-20	.300	14-17	.824	2	21	23/11.5	19	5-17	1	9	1	68	34.0
T. Hardaway Jr.	2-1	65.8	16-26	.615	9-16	.563	0-0	.000	1	4	5/2.5	3	4-3	1	3	0	41	20.5
K. Porzingis	2-2	62.7	12-30	.400	2-11	.182	10-11	.909	3	14	17/8.5	3	3-8	2	5	4	36	18.0
D. Finney-Smith	2-2	70.9	9-20	.450	2-9	.222	0-0	.000	4	10	14/7.0	4	4-1	2	2	0	20	10.0
J. Brunson	2-1	55.9	6-20	.300	1-4	.250	0-0	.000	2	7	9/4.5	8	6-4	2	2	0	13	6.5
D. Powell	2-1	41.8	4-4	1.000	0-0	.000	5-6	.833	3	1	4/2.0	4	7-7	1	0	1	13	6.5
J. Green	1-0	6.9	2-2	1.000	1-1	1.000	0-0	.000	1	0	1/1.0	1	1-0	0	0	0	5	5.0
M. Kleber	2-1	45.1	1-7	.143	1-6	.167	2-2	1.000	2	7	9/4.5	2	6-2	2	3	0	5	2.5
R. Bullock	2-0	34.8	1-7	.143	1-6	.167	1-2	.500	3	6	9/4.5	2	3-2	0	0	0	4	2.0
S. Brown	1-0	9.1	0-3	.000	0-2	.000	0-0	.000	2	1	3/3.0	1	2-0	0	1	0	0	0.0
W. Cauley-Stein	1-0	3.5	0-0	.000	0-0	.000	0-0	.000	0	1	1/1.0	0	0-0	0	0	0	0	0.0
F. Ntilikina	1-0	2.3	0-0	.000	0-0	.000	0-0	.000	0	0	0/0.0	0	1-0	0	0	0	0	0.0
TEAM	20-10	480.0	75-167	.449	23-75	.307	32-38	.842	23	72	95/47.5	47	42-44	11	25	6	205	102.5

2021-22 TORONTO STATISTICS VS. DALLAS

PLAYER	GP-GS	MIN	FG-ATT	FG%	3FG-ATT	3FG%	FT-FTA	FT%	OFF	DEF	TOT/AVG	AST	PF-D	STL	TO	BLK	PTS	AVG
O. Anunoby	2-2	75.1	17-31	.548	6-14	.429	2-2	1.000	4	8	12/6.0	2	7-4	5	3	2	42	21.0
F. VanVleet	2-2	80.5	12-37	.324	5-24	.208	9-13	.692	1	6	7/3.5	17	4-7	1	6	0	38	19.0
S. Barnes	2-2	57.9	10-21	.476	1-5	.200	7-9	.778	6	7	13/6.5	2	10-9	1	0	1	28	14.0
P. Achiuwa	2-2	66.5	9-19	.474	0-2	.000	4-6	.667	5	12	17/8.5	3	5-7	0	3	0	22	11.0
P. Siakam	1-1	43.5	7-18	.389	0-2	.000	6-8	.750	0	8	8/8.0	3	3-6	3	5	0	20	20.0
C. Boucher	2-0	41.7	6-19	.316	2-7	.286	1-2	.500	5	9	14/7.0	1	4-1	4	1	2	15	7.5
G. Trent Jr.	1-1	35.7	3-14	.214	2-6	.333	4-4	1.000	1	3	4/4.0	0	1-3	1	1	1	12	12.0
S. Mykhailiuk	1-0	18.7	2-5	.400	2-5	.400	1-2	.500	1	5	6/6.0	3	1-2	1	1	0	7	7.0
K. Birch	1-0	17.7	1-2	.500	0-1	.000	2-2	1.000	2	1	3/3.0	2	1-1	0	1	0	4	4.0
J. Champagnie	1-0	16.5	1-4	.250	1-2	.500	0-0	.000	2	2	4/4.0	0	5-1	1	1	0	3	3.0
G. Dragic	1-0	14.5	1-3	.333	0-0	.000	0-0	.000	0	2	2/2.0	1	2-1	0	1	1	2	2.0
D. Banton	1-0	8.3	0-3	.000	0-1	.000	0-0	.000	0	2	2/2.0	0	0-0	0	1	0	0	0.0
I. Bonga	1-0	3.5	0-0	.000	0-0	.000	0-0	.000	0	1	1/1.0	0	1-0	1	0	0	0	0.0
TEAM	18-10	480.0	69-176	.392	19-69	.275	36-48	.750	27	66	93/46.5	34	44-42	18	24	7	193	96.5





2022-23 VS MAVERICKS

Nov. 4 at Dallas
Nov. 26 at Toronto

2021-22 SEASON

48-34 (.585)
in Atlantic

PLAYOFFS

Lost to Philadelphia, 4-2

2021-22 REGULAR SEASON INDIVIDUAL BESTS				2021-22 REGULAR SEASON RAPTORS BESTS				2021-22 REGULAR SEASON TEAM					
Points	41	Luka Dončić vs. TOR	1/19/22	Points	23	OG Anunoby @ TOR	10/23/21	Biggest Win	8	@ TOR	10/23/21		
Rebounds	14	Luka Dončić vs. TOR	1/19/22	Rebounds	12	Chris Boucher vs. TOR	1/19/22, Precious Achiuwa @ TOR	10/23/21	** No Biggest Loss **				
Assists	12	Luka Dončić @ TOR	10/23/21	Assists	12	Fred VanVleet vs. TOR	1/19/22						

DATE	SITE	W/L	SCORE	DATE	SITE	W/L	SCORE	DATE	SITE	W/L	SCORE	DATE	SITE	W/L	SCORE	DATE	SITE	W/L	SCORE
2/25/96	DAL	W	105-98	3/7/02	DAL	W	122-103	11/20/07	DAL	W	105-99	12/20/13	DAL	L	108-109*	1/27/19	DAL	L	120-123
3/10/96	TOR	L	112-128	11/6/02	TOR	W	106-92	12/12/07	TOR	L	76-92	1/22/14	TOR	L	85-93	11/16/19	DAL	W	110-102
11/5/96	TOR	L	96-100	12/2/02	DAL	W	113-102	12/17/08	TOR	W	96-86	11/28/14	TOR	W	106-102	12/22/19	TOR	L	107-110
2/22/97	DAL	L	92-99	11/6/03	TOR	L	71-77	3/1/09	DAL	W	109-98	2/24/15	DAL	W	99-92	1/18/21	TOR	L	93-116
11/28/97	DAL	W	93-91	12/15/03	DAL	W	111-94	11/7/09	DAL	W	129-101	11/3/15	DAL	L	91-102	5/14/21	DAL	W	114-110
2/5/98	TOR	L	93-101	2/6/05	TOR	W	122-113	11/7/10	TOR	L	88-110	12/22/15	TOR	L	99-103	10/23/21	TOR	W	103-95
12/30/99	DAL	L	104-109	3/7/05	DAL	W	113-105	12/28/10	DAL	L	76-84	3/13/17	TOR	L	78-100	1/19/22	DAL	W	102-98
2/20/00	TOR	W	100-96	11/28/05	TOR	W	93-91	2/27/11	TOR	W	114-96	3/25/17	DAL	L	86-94	--	--	--	--
11/28/00	DAL	W	107-93	2/25/06	DAL	W	115-113*	12/30/11	DAL	W	99-86	12/26/17	DAL	W	98-93	--	--	--	--
1/5/01	TOR	W	115-105	11/29/06	DAL	W	117-98	11/7/12	DAL	W	109-104	3/16/18	TOR	L	115-122*	--	--	--	--
11/2/01	TOR	L	92-109	1/14/07	TOR	W	97-96	12/14/12	TOR	L	74-95	10/26/18	TOR	L	107-116	--	--	--	--

* overtime

SERIES INFORMATION & NOTES

Overall series 29-22

Home games vs. Raptors 19-7

Road games at Raptors 10-15

Current series streak Dallas won last three

in Dallas Dallas won last three

in Toronto Dallas won last game

DALLAS

Last home win 102-98 (1/19/22)

Last road win 103-95 (10/23/21)

Largest margin of victory 28 (129-101, 11/7/09)

High point total 129 (11/7/09)

Low point total 71 (11/6/03)

TORONTO

Last home win 116-93 (1/18/21)

Last road win 123-120 (1/27/19)

Largest margin of victory 23 (116-93, 1/18/21)

High point total 128 (3/10/96)

Low point total 77 (11/6/03)

Series scoring record vs. Toronto

Luka Dončić (41 on 1/19/22)

Series scoring record vs. Dallas

DeMar DeRozan (40 on 1/22/14)

The Mavericks have taken the last three meetings, after the Raptors won nine of the previous 11...in the most recent showdown, Luka Dončić tallied a series-high 41 points to go along with 14 rebounds and 7 assists in Dallas' 102-98 win at American Airlines Center (1/19/22)...the Raptors overcame a 30-point third-quarter deficit to win 110-107 (12/22/19), tying the largest blown lead in Mavericks history...Dončić (19 years, 333 days) became the first teenager in NBA history to record a 30-point triple-double when he went for 35 points, 12 rebounds and 10 assists vs. Toronto (1/27/19)...Dirk Nowitzki recorded his 11,000th career field goal with a 19-foot jumper at the 9:11 mark of the second quarter at Toronto (3/16/18), becoming the eighth player in NBA history to reach the milestone...Rick Carlisle registered his 300th win with the Mavericks at Toronto (11/28/14)...DeMar DeRozan scored a Raptors series-best 40 points in a 93-85 win at Toronto (1/22/14)...Dallas rallied from 24 down to defeat Toronto 115-113 in overtime (2/25/06), which represents the third-largest comeback in franchise history...Dallas matched that comeback when it again fought back from 24 down to defeat the Raptors 105-99 on 11/20/07...in the first-ever meeting between the two clubs, the Mavericks set an NBA record for free throws attempted in a period (30 in the fourth)...Dallas scored only 71 points, a franchise low vs. Toronto, in a 77-71 loss on 11/6/03.





UTAH JAZZ



Owner Ryan Smith
 CEO of Utah Jazz Basketball Danny Ainge
 General Manager Justin Zanik
 Head Coach Will Hardy
 Assistant Coaches .. Alex Jensen, Lamar Skeeter, Bryan Bailey, Irving Roland, Jason Terry, Evan Bradds, Sean Sheldon
 Player Development Coaches Chris Jones, Sanjay Lumpkin
 Director of Performance Erik Phillips
 Head Athletic Trainer Jamal Cort
 Head Strength & Conditioning Coach Isaiah Wright
 Equipment Manager Adam Klauke
 Cable TV AT&T SportsNet: Craig Bolerjack, Thurl Bailey, Holly Rowe
 Radio KZNS (1280 AM/97.5 FM): David Locke, Ron Boone
 Team Address Zions Bank Basketball Campus 1420 S 500 W Salt Lake City, UT 84115
 Business Phone 801-325-2500

UTAH PR STAFF

Sr. Vice President, Basketball Communications
 Derek Garduño (dgarduno@utahjazz.com)

Vice President, Communications
 Madeline Wehle Crandall (madeline.crandall@utahjazz.com)

Manager, Communications
 Danny Franks (danny.franks@utahjazz.com)

Manager, Communications
 Olivia Hill (olivia.hill@utahjazz.com)

2021-22 SEASON SERIES RESULTS

Dec.25 @ Utah Utah, 120-116
 Feb.25 @ Utah Utah, 114-109
 Mar.7 vs. Dallas Dallas, 111-103
 Mar.27 vs. Dallas Dallas, 114-100

2022-23 REGULAR SEASON VS. JAZZ

DATE	SITE	TIME/RESULT
Nov.2	Dallas	7:30 pm
Jan.28	Utah	8:00 pm
Feb.6	Utah	8:00 pm
Mar.7	Dallas	7:30 pm

2021-22 REGULAR SEASON VS. JAZZ

DATE	SITE	RESULT
Dec.25	Utah	L, 116-120
Feb.25	Utah	L, 109-114
Mar.7	Dallas	W, 111-103
Mar.27	Dallas	W, 114-100

SERIES HISTORY VS. JAZZ

	ALL-TIME	STREAKS	LAST WIN	LAST LOSS
Overall	77-106	Won 2	Mar.27	Feb.25
Home	54-37	Won 3	Mar.27	Feb.10
Road	23-69	Lost 4	Aug.10	Feb.25

2021-22 DALLAS STATISTICS VS. UTAH

PLAYER	GP-GS	MIN	FG-ATT	FG%	3FG-ATT	3FG%	FT-FTA	FT%	OFF	DEF	TOT/AVG	AST	PF-D	STL	TO	BLK	PTS	AVG
L. Dončić	3-3	105.6	31-68	.456	12-27	.444	16-20	.800	4	29	33/11.0	23	11-22	4	10	1	90	30.0
J. Brunson	3-3	104.2	21-51	.412	4-10	.400	11-14	.786	5	9	14/4.7	13	11-16	3	4	0	57	19.0
S. Dinwiddie	3-1	89.7	20-37	.541	9-16	.563	6-7	.857	1	8	9/3.0	6	7-6	1	4	0	55	18.3
D. Powell	4-4	96.2	18-30	.600	1-4	.250	9-10	.900	10	13	23/5.8	3	9-11	2	3	2	46	11.5
R. Bullock	3-3	103.4	12-25	.480	11-22	.500	2-2	1.000	0	7	7/2.3	5	6-0	3	3	1	37	12.3
D. Finney-Smith	3-3	98.9	14-25	.560	7-17	.412	1-2	.500	7	5	12/4.0	6	8-2	1	1	0	36	12.0
K. Porzingis	1-1	34.0	8-18	.444	0-5	.000	11-13	.846	2	7	9/9.0	3	2-8	1	3	2	27	27.0
D. Bertāns	3-0	48.8	9-17	.529	5-10	.500	2-2	1.000	0	7	7/2.3	1	1-1	3	0	1	25	8.3
F. Ntilikina	2-1	38.0	6-13	.462	3-6	.500	5-5	1.000	1	3	4/2.0	2	3-3	3	1	0	20	10.0
M. Kleber	3-0	74.7	5-20	.250	3-14	.214	0-4	.000	3	13	16/5.3	6	4-4	3	3	4	13	4.3
B. Knight	1-0	20.5	2-4	.500	2-3	.667	4-4	1.000	0	2	2/2.0	3	2-3	0	2	0	10	10.0
S. Brown	2-1	35.5	3-6	.500	3-4	.750	0-0	.000	0	4	4/2.0	2	5-0	0	1	0	9	4.5
T. Pinson	1-0	21.8	3-5	.600	1-3	.333	2-2	1.000	0	5	5/5.0	1	0-1	0	1	0	9	9.0
M. Brown	1-0	10.5	3-5	.600	0-0	.000	0-0	.000	0	2	2/2.0	0	4-0	0	0	0	6	6.0
M. Chriss	2-0	14.2	1-3	.333	0-0	.000	2-2	1.000	1	4	5/2.5	0	6-1	0	2	1	4	2.0
J. Green	3-0	43.7	2-6	.333	0-3	.000	0-0	.000	1	4	5/1.7	5	5-0	2	2	1	4	1.3
C. Brown Jr.	1-0	7.6	1-4	.250	0-2	.000	0-0	.000	0	1	1/1.0	1	1-0	2	0	0	2	2.0
T. Burke	1-0	3.5	0-2	.000	0-1	.000	0-0	.000	0	0	0/0.0	1	0-0	0	0	0	0	0.0
G. King	1-0	9.2	0-3	.000	0-2	.000	0-0	.000	0	3	3/3.0	0	1-0	0	1	0	0	0.0
TEAM	41-20	959.9	159-342	.465	61-149	.409	71-87	.816	35	126	161/40.3	81	86-78	28	41	13	450	112.5

2021-22 UTAH STATISTICS VS. DALLAS

PLAYER	GP-GS	MIN	FG-ATT	FG%	3FG-ATT	3FG%	FT-FTA	FT%	OFF	DEF	TOT/AVG	AST	PF-D	STL	TO	BLK	PTS	AVG
D. Mitchell	4-4	137.9	31-77	.403	11-32	.344	22-26	.846	3	11	14/3.5	21	10-24	6	12	0	95	23.8
B. Bogdanovic	3-3	88.7	23-40	.575	10-24	.417	8-10	.800	2	6	8/2.7	6	6-6	1	7	0	64	21.3
J. Clarkson	4-0	107.8	21-52	.404	9-20	.450	7-8	.875	2	13	15/3.8	10	7-7	3	5	0	58	14.5
M. Conley	4-4	113.6	18-40	.450	6-18	.333	12-16	.750	2	14	16/4.0	21	5-10	4	3	0	54	13.5
R. Gobert	3-3	101.4	13-17	.765	0-0	.000	10-13	.769	10	31	41/13.7	3	11-16	2	8	8	36	12.0
R. O'Neale	4-4	121.0	11-23	.478	7-15	.467	2-3	.667	2	14	16/4.0	9	13-4	3	4	0	31	7.8
R. Gay	3-0	55.8	12-25	.480	4-9	.444	2-4	.500	6	10	16/5.3	4	7-2	2	2	0	30	10.0
H. Whiteside	3-0	42.6	7-11	.636	0-0	.000	5-8	.625	8	12	20/6.7	1	7-8	1	2	6	19	6.3
T. Forrest	3-0	44.3	7-14	.500	0-3	.000	0-1	.000	4	6	10/3.3	5	3-2	2	3	0	14	4.7
E. Paschall	2-1	33.5	4-9	.444	2-3	.667	0-0	.000	0	1	10/5.0	2	3-0	1	0	0	10	5.0
D. House Jr.	2-0	33.8	2-5	.400	1-3	.333	3-4	.750	1	2	3/1.5	1	1-4	2	1	1	8	4.0
J. Butler	1-0	9.5	3-5	.600	1-3	.333	0-0	.000	0	3	3/3.0	0	1-1	0	2	0	7	7.0
J. Hernangomez	1-1	29.2	3-6	.500	1-4	.250	0-0	.000	1	8	9/9.0	2	2-1	1	1	0	7	7.0
J. Ingles	1-0	26.1	1-6	.167	0-2	.000	0-0	.000	0	2	2/2.0	6	2-1	0	1	1	2	2.0
X. Sneed	1-0	6.0	1-3	.333	0-2	.000	0-0	.000	0	0	0/0.0	0	0-0	0	0	0	2	2.0
N. Alexander-Walker	1-0	9.0	0-3	.000	0-1	.000	0-0	.000	0	0	0/0.0	0	0-0	0	0	1	0	0.0
TEAM	40-20	959.9	157-336	.467	52-139	.374	71-93	.763	41	133	174/43.5	91	78-86	28	51	17	437	109.3





2022-23 VS MAVERICKS

Nov. 2 at Dallas
Jan. 28 at Utah
Feb. 6 at Utah
Mar. 7 at Dallas

2021-22 SEASON

49-33 (.598)
in Northwest

PLAYOFFS

Lost to Dallas, 4-2

2021-22 REGULAR SEASON INDIVIDUAL BESTS

Points 35 Luka Dončić vs. UTA 3/7/22
Rebounds 16 Luka Dončić vs. UTA 3/7/22
Assists 11 Luka Dončić @ UTA 2/25/22

2021-22 REGULAR SEASON JAZZ BESTS

Points 33 Donovan Mitchell @ UTA 2/25/22, Donovan Mitchell @ UTA 12/25/21
Rebounds 17 Rudy Gobert @ UTA 2/25/22
Assists 9 Donovan Mitchell vs. UTA 3/7/22

2021-22 REGULAR SEASON TEAM

Biggest Win 14 vs. UTA 3/27/22
Biggest Loss 5 @ UTA 2/25/22

DATE	SITE	W/L	SCORE	DATE	SITE	W/L	SCORE	DATE	SITE	W/L	SCORE	DATE	SITE	W/L	SCORE	DATE	SITE	W/L	SCORE
10/28/80	DAL	L	96-104	11/11/86	UTH	L	103-104	11/13/93	DAL	L	100-101	12/20/02	DAL	L	81-93	10/31/12	UTA	L	94-113
10/31/80	UTH	L	122-144	11/29/86	DAL	W	118-107	1/3/94	UTH	L	85-115	2/3/03	UTA	W	92-90	1/7/13	UTA	L	94-100
12/23/80	DAL	L	96-101	12/11/86	UTH	L	99-103	3/5/94	DAL	L	90-103	3/8/03	DAL	W	101-77	3/24/13	DAL	W	113-108
1/8/81	UTH	L	97-99	4/4/87	DAL	W	121-107	4/7/94	UTH	L	82-99	4/11/03	UTA	L	92-95	11/22/13	DAL	W	103-93
3/18/81	DAL	L	113-120	4/8/87	UTH	L	90-103	12/3/94	DAL	L	87-112	11/1/03	DAL	W	127-102	2/7/14	DAL	W	103-81
3/21/81	DAL	W	105-95	11/6/87	DAL	W	95-93	1/9/95	UTH	L	90-106	1/5/04	UTA	L	94-108	3/12/14	UTA	W	108-101
10/30/81	UTH	L	89-105	11/11/87	UTH	L	92-121	1/23/95	UTH	L	111-116	1/28/04	UTA	L	88-91	4/8/14	UTA	W	95-83
12/2/81	UTH	L	103-114	2/9/88	DAL	W	124-93	2/4/95	DAL	W	119-98	4/8/04	DAL	W	117-94	10/30/14	DAL	W	120-102
12/8/81	DAL	W	128-103	2/10/88	UTH	L	80-93	3/8/95	UTH	L	87-114	12/4/04	DAL	W	109-86	11/7/14	UTA	W	105-82
1/23/82	DAL	W	122-110	3/16/88	UTH	L	105-120	3/25/95	DAL	W	117-110	2/23/05	UTA	W	101-83	2/11/15	DAL	W	87-82
4/6/82	UTH	L	114-129	4/8/89	DAL	W	118-95	1/2/96	DAL	L	92-102	4/8/05	DAL	W	88-81	4/13/15	UTA	L	92-109
4/7/82	DAL	W	123-109	11/26/88	DAL	W	113-93	2/8/96	DAL	W	136-133**	11/2/05	UTA	L	82-93	11/20/15	DAL	W	102-93
10/30/82	DAL	L	123-128	12/9/88	UTH	W	97-89	2/15/96	UTH	L	103-106	1/28/06	DAL	W	103-89	2/9/16	DAL	L	119-121*
1/15/83	UTH	L	105-107	1/31/89	DAL	L	84-99	3/25/96	UTH	L	86-103	3/11/06	UTA	W	90-87	4/11/16	UTA	W	101-92
1/22/83	DAL	W	126-88	2/9/89	UTH	W	94-87	11/16/96	DAL	L	87-88	4/16/06	DAL	W	111-95	11/2/16	UTA	L	81-97
3/11/83	UTH	L	110-119	4/4/89	UTH	L	80-95	2/1/97	DAL	W	100-97	12/11/06	UTA	L	79-101	12/16/16	UTA	L	100-103
3/30/83	UTH	L	103-117	4/21/89	DAL	W	91-89	2/15/97	UTA	L	84-99	1/9/07	UTA	W	108-105	1/20/17	DAL	L	107-112*
4/13/83	DAL	W	106-99	12/7/89	UTH	L	97-107	3/5/97	UTA	L	65-96	4/13/07	DAL	L	89-104	2/9/17	DAL	W	112-105*
1/11/84	DAL	W	117-102	1/13/90	DAL	L	99-109	11/15/97	DAL	L	77-85	12/8/07	DAL	W	125-117	10/30/17	UTA	L	89-104
1/20/84	DAL	L	113-120	2/2/90	UTH	L	92-105	12/12/97	UTA	L	66-68	12/26/07	UTA	L	90-99	2/24/18	UTA	L	90-97
1/24/84	UTH	W	123-115	4/17/90	DAL	W	97-96	1/30/98	UTA	L	94-104	3/3/08	UTA	L	110-116	3/22/18	DAL	L	112-119
2/25/84	UTH	W	97-95	11/24/90	DAL	L	74-85	3/27/98	DAL	L	90-99	4/10/08	DAL	W	97-94	10/28/18	DAL	L	104-113
3/17/84	UTH	L	103-118	12/27/90	UTH	L	102-110	2/9/99	DAL	L	79-90	12/26/08	UTA	L	88-97	11/7/18	UTA	L	102-117
4/7/84	DAL	W	109-100	11/1/91	DAL	L	99-110	2/26/99	UTA	L	65-80	1/17/09	DAL	W	115-108	11/14/18	DAL	W	118-88
11/12/84	UTH	L	97-123	4/5/91	DAL	L	87-93	3/5/99	UTA	L	95-106	2/5/09	UTA	L	87-115	2/23/19	UTA	L	109-125
12/22/84	UTH	W	113-96	4/10/91	UTH	L	91-97	12/8/99	UTA	L	79-85	4/8/09	UTA	L	130-101	1/25/20	UTA	L	107-112
12/29/84	DAL	L	97-99	11/23/91	DAL	W	121-109	1/6/00	DAL	L	92-105	11/3/09	DAL	W	95-85	2/10/20	DAL	L	119-123
2/1/85	DAL	L	109-121	1/4/92	UTH	L	78-113	2/4/00	DAL	L	85-92	1/9/10	DAL	L	93-111	8/10/20	UTH	W	122-114
2/26/85	DAL	L	96-103	2/1/92	DAL	L	90-104	3/27/00	UTA	W	113-105	2/1/10	UTA	L	92-104	1/27/21	UTA	L	104-116
3/27/85	UTH	L	101-116	2/19/92	UTH	L	98-118	1/14/00	DAL	L	106-112	12/3/10	UTA	W	93-81	1/29/21	UTA	L	101-120
11/13/85	UTH	W	115-100	4/9/92	UTH	L	90-113	11/20/00	UTA	W	107-98	12/11/10	DAL	W	103-97	4/5/21	DAL	W	111-103
1/4/86	DAL	W	119-106	11/7/92	DAL	L	106-122	3/26/01	UTA	W	98-90	2/23/11	DAL	W	118-99	12/25/21	UTA	L	116-120
1/17/86	UTH	L	112-139	12/1/92	UTH	L	101-116	4/7/01	DAL	L	103-116	3/26/11	UTA	W	94-77	2/25/22	UTA	L	109-114
2/2/86	DAL	W	100-97	1/9/93	DAL	L	102-126	12/10/01	UTA	L	98-107	1/19/12	UTA	W	94-91	3/7/22	DAL	W	111-103
3/15/86	DAL	W	108-98	3/15/93	DAL	L	96-109	1/19/02	DAL	L	106-103	1/27/12	DAL	W	116-101	3/27/22	DAL	W	114-100
3/20/86	UTH	W	114-107	4/12/93	UTH	L	95-107	4/8/02	UTA	W	105-96	3/3/12	DAL	W	102-96	--	--	--	--
10/31/86	DAL	W	103-77	11/5/93	UTH	L	86-102	4/16/02	DAL	W	96-87	4/16/12	UTA	L	121-123**	--	--	--	--

* overtime † neutral location

SERIES INFORMATION & NOTES

Overall series 77-106

Home games vs. Jazz 54-36

Road games at Jazz 22-70

Neutral site games 1-0

Current series streak Dallas won last two

in Dallas Dallas won last three

in Utah Utah won last four

DALLAS

Last home win 114-100 (3/27/22)

Last road win 122-114 (8/10/20)

Largest margin of victory 50 (118-68, 11/14/18)

High point total 136 (2OT) (2/8/86)

Low point total 65 (twice)

UTAH

Last home win 114-109 (2/25/22)

Last road win 123-119 (2/10/20)

Largest margin of victory 35 (113-78, 1/4/92)

High point total 144 (10/31/80)

Low point total 68 (twice)

Series scoring record vs. Utah

Josh Howard (47 on 12/8/07)

Series scoring record vs. Dallas

Adrian Dantley (50 on 10/31/80)

Dallas has taken the last two meetings, after Utah won 14 of the previous 19...the Mavericks committed a franchise-low three turnovers at Utah (2/23/19)...Dallas also recorded 25 assists in that game, marking its highest assist/turnover ratio (8.33) in a game in team history...the Mavericks beat the Jazz by 50 (118-68) at American Airlines Center (11/14/18), handing the Jazz its worst loss since moving to Utah in 1979...Dallas held Utah to just 22 points in the second half on 11/14/18 (outscored Utah 60-22 after intermission), marking the fewest points the Mavericks have allowed in any half in club history...Dirk Nowitzki passed Kevin Garnett (50,418) for third place on the NBA's all-time regular-season minutes played list against Utah (3/22/18)...the Mavericks overcame a 21-point third quarter deficit to beat the Jazz 112-105 in overtime on 2/9/17...Nowitzki passed Oscar Robertson (26,710) for 10th place on the NBA's all-time scoring list with a 19-foot jumper at the 11:46 mark of the fourth quarter at Utah on 4/8/14 (the basket gave him 26,711 career points)...Dallas shot 94.1% (16-17 FG) from the field in the first quarter at Utah (4/8/14), which set a franchise record for the highest FG% in a period...the longest game in Mavericks history was a triple-overtime loss to the Jazz at Utah (4/16/12)...the game lasted 3:16 and Dallas fell 123-121 despite a 40-point effort from Nowitzki...Dallas swept a four-game series with Utah for the first time in franchise history in 2010-11...on 12/8/07, Josh Howard set a career high and Dallas series high by scoring 47 points, besting Mark Aguirre's 41-point game on 1/11/84...the Mavericks snapped a 25-game losing streak at Utah with a 113-105 victory on 3/27/00.





WASHINGTON WIZARDS



Chairman & CEO Ted Leonsis
 General Manager Tommy Sheppard
 Head Coach Wes Unseld Jr.
 Assistant Coaches Pat Delany, Joseph Blair, Mike Miller, Zach Guthrie, Ryan Richman
 Director of Athletic Performance Adam Petway
 Senior Performance Therapist Dr. Powell Bernhardt
 Home Court Capital One Arena (20,362)
 Radio THE TEAM (98.0 FM)/WFED (1500 AM); Dave Johnson, Glen Consor
 TV NBC Sports Washington; Justin Kutcher, Drew Gooden, Chris Miller

WASHINGTON PR STAFF

Vice President of Communications
 Scott Hall (shall@monumentalsports.com)

Director of Basketball Communications
 Daren Jenkins (djenkins@monumentalsports.com)

Communications Manager
 Matt Quinn (mquinn@monumentalsports.com)

Communications Manager
 Kara Swirsky (kswirsky@monumentalsports.com)

2021-22 SEASON SERIES RESULTS

Nov.27 vs. Dallas Washington, 120-114
 Apr.1 @ Washington Washington, 135-103

2022-23 REGULAR SEASON VS. WIZARDS

DATE	SITE	TIME/RESULT
Nov.10	Washington	6:00 pm
Jan.24	Dallas	7:30 pm

2021-22 REGULAR SEASON VS. WIZARDS

DATE	SITE	RESULT
Nov.27	Dallas	L, 114-120
Apr.1	Washington	L, 103-135

SERIES HISTORY VS. WIZARDS

	ALL-TIME	STREAKS	LAST WIN	LAST LOSS
Overall	46-35	Lost 2	May.1	Apr.1
Home	24-17	Lost 1	May.1	Nov.27
Road	22-18	Lost 1	Apr.3	Apr.1

2021-22 DALLAS STATISTICS VS. WASHINGTON

PLAYER	GP-GS	MIN	FG-ATT	FG%	3FG-ATT	3FG%	FT-FTA	FT%	OFF	DEF	TOT/AVG	AST	PF-D	STL	TO	BLK	PTS	AVG
L. Dončić	2-2	73.1	24-47	.511	7-18	.389	14-17	.824	0	11	11/5.5	16	6-11	0	9	1	69	34.5
J. Brunson	1-1	32.1	9-13	.692	1-3	.333	2-2	1.000	0	5	5/5.0	2	3-3	1	1	0	21	21.0
M. Kleber	2-0	55.9	8-14	.571	3-8	.375	0-0	.000	3	8	11/5.5	1	5-0	1	1	2	19	9.5
D. Finney-Smith	2-2	55.6	6-11	.545	4-9	.444	0-0	.000	2	4	6/3.0	3	3-1	2	1	0	16	8.0
R. Bullock	2-1	62.2	4-15	.267	4-14	.286	3-3	1.000	2	4	6/3.0	2	3-1	0	0	0	15	7.5
T. Burke	1-0	11.2	5-7	.714	2-4	.500	2-2	1.000	0	1	1/1.0	4	2-1	0	1	0	14	14.0
K. Porzingis	1-1	35.6	4-12	.333	0-3	.000	5-6	.833	0	7	7/7.0	3	2-6	3	0	1	13	13.0
D. Powell	2-1	31.0	1-5	.200	0-0	.000	10-10	1.000	1	6	7/3.5	0	3-6	0	1	1	12	6.0
T. Hardaway Jr.	1-1	35.9	4-12	.333	2-5	.400	0-2	.000	1	1	2/2.0	2	3-2	3	0	0	10	10.0
S. Brown	1-0	13.4	3-5	.600	2-3	.667	0-0	.000	1	4	5/5.0	1	1-0	0	0	0	8	8.0
S. Dinwiddie	1-0	23.4	2-6	.333	0-3	.000	4-6	.667	0	2	2/2.0	1	0-3	0	3	0	8	8.0
W. Cauley-Stein	1-1	10.3	2-6	.333	0-0	.000	0-0	.000	3	0	3/3.0	0	3-1	0	2	2	4	4.0
J. Green	1-0	13.7	2-5	.400	0-2	.000	0-0	.000	0	1	1/1.0	0	2-0	0	1	0	4	4.0
M. Chriss	1-0	9.8	1-5	.200	0-2	.000	0-0	.000	1	1	2/2.0	2	1-1	0	0	0	2	2.0
F. Niilikina	1-0	3.2	1-2	.500	0-0	.000	0-0	.000	0	1	1/1.0	0	0-1	0	0	0	2	2.0
D. Bertāns	1-0	10.4	0-1	.000	0-1	.000	0-0	.000	0	0	0/0.0	0	0-0	0	0	0	0	0.0
B. Knight	1-0	3.2	0-1	.000	0-1	.000	0-0	.000	0	1	1/1.0	0	0-0	0	0	0	0	0.0
TEAM	22-10	480.0	76-167	.455	25-76	.329	40-48	.833	14	57	71/35.5	37	37-37	10	20	7	217	108.5

2021-22 WASHINGTON STATISTICS VS. DALLAS

PLAYER	GP-GS	MIN	FG-ATT	FG%	3FG-ATT	3FG%	FT-FTA	FT%	OFF	DEF	TOT/AVG	AST	PF-D	STL	TO	BLK	PTS	AVG
K. Caldwell-Pope	2-2	64.7	18-28	.643	6-12	.500	9-9	1.000	1	9	10/5.0	1	5-7	2	4	1	51	25.5
B. Beal	1-1	37.5	10-14	.714	1-1	1.000	5-6	.833	0	5	5/5.0	7	4-4	2	3	0	26	26.0
K. Porzingis	1-1	29.9	8-18	.444	2-4	.500	6-7	.857	3	6	9/9.0	4	2-3	2	0	1	24	24.0
K. Kuzma	1-1	34.5	7-14	.500	3-6	.500	5-5	1.000	0	9	9/9.0	4	2-4	1	4	0	22	22.0
D. Avdija	2-0	45.2	8-17	.471	4-9	.444	1-1	1.000	0	5	5/2.5	4	4-2	0	3	0	21	10.5
R. Hachimura	1-1	28.7	8-14	.571	3-4	.750	2-3	.667	2	3	5/5.0	4	2-2	1	0	1	21	21.0
D. Gafford	2-1	42.8	8-10	.800	0-0	.000	4-4	1.000	7	10	17/8.5	4	3-4	1	0	2	20	10.0
R. Neto	2-0	27.0	5-8	.625	2-3	.667	1-2	.500	0	5	5/2.5	7	1-1	0	1	0	13	6.5
I. Smith	1-0	30.3	6-12	.500	0-2	.000	0-0	.000	0	4	4/4.0	9	2-1	0	1	1	12	12.0
M. Harrell	1-0	20.3	4-6	.667	1-1	1.000	2-4	.500	2	0	2/2.0	1	1-3	0	0	0	11	11.0
A. Gill	1-0	19.3	3-4	.750	1-2	.500	3-3	1.000	0	5	5/5.0	1	1-2	0	2	1	10	10.0
C. Kispert	2-1	47.7	4-9	.444	1-5	.200	1-2	.500	0	4	4/2.0	4	3-1	2	2	0	10	5.0
A. Holiday	1-1	19.7	3-5	.600	1-2	.500	0-0	.000	0	2	2/2.0	3	3-2	0	2	1	7	7.0
T. Bryant	1-0	2.7	2-3	.667	1-1	1.000	0-0	.000	0	0	0/0.0	0	0-0	0	0	0	5	5.0
T. Satoransky	1-1	15.0	0-1	.000	0-0	.000	2-2	1.000	0	4	4/4.0	7	3-1	0	1	0	2	2.0
D. Bertans	1-0	14.5	0-5	.000	0-5	.000	0-0	.000	0	2	2/2.0	1	1-0	0	0	0	0	0.0
TEAM	21-10	480.0	94-168	.560	26-57	.456	41-48	.854	15	73	88/44.0	61	37-37	11	23	8	255	127.5





2022-23 VS MAVERICKS

Nov. 10 at Washington
Jan. 24 at Dallas

2021-22 SEASON

35-47 (.427)
in Southeast

PLAYOFFS

Did not qualify

2021-22 REGULAR SEASON INDIVIDUAL BESTS				2021-22 REGULAR SEASON WIZARDS BESTS				2021-22 REGULAR SEASON TEAM				
Points	36	Luka Dončić @ WAS 4/1/22		Points	35	Kentavious Caldwell-Pope @ WAS 4/1/22		** No Biggest Win **				
Rebounds	7	Luka Dončić @ WAS 4/1/22, Kristaps Porzingis vs. WAS 11/27/21		Rebounds	10	Daniel Gafford vs. WAS 11/27/21		Biggest Loss	32	@ WAS 4/1/22		
Assists	10	Luka Dončić vs. WAS 11/27/21		Assists	9	Ish Smith @ WAS 4/1/22						

DATE	SITE	W/L	SCORE	DATE	SITE	W/L	SCORE	DATE	SITE	W/L	SCORE	DATE	SITE	W/L	SCORE	DATE	SITE	W/L	SCORE
11/6/80	WAS	L	95-116	3/4/89	WAS	L	105-119	12/26/97	DAL	L	95-97	12/4/06	WAS	L	97-106	12/12/15	DAL	L	111-114
11/10/81	DAL	L	94-108	12/16/89	WAS	L	108-112	2/28/98	WAS	W	103-77	11/26/07	DAL	L	98-110	1/3/17	DAL	W	113-105
12/15/81	WAS	W	107-102	1/23/90	DAL	W	129-105	1/19/00	WAS	W	104-86	1/21/08	WAS	L	84-102	3/15/17	WAS	W	112-107
2/10/82	DAL	L	102-119	1/28/91	WAS	W	99-96	3/25/00	DAL	L	86-93	12/21/08	WAS	W	97-86	11/7/17	WAS	W	113-99
12/4/82	DAL	L	105-115	2/15/91	DAL	W	121-96	1/6/01	WAS	W	103-85	3/7/09	DAL	W	119-103	1/22/18	DAL	W	98-75
1/4/83	WAS	L	84-92	12/20/91	DAL	L	99-107	2/17/01	DAL	W	112-105	10/27/09	DAL	L	91-102	11/6/18	DAL	W	119-100
12/7/83	DAL	L	112-114	3/5/92	WAS	L	109-119	12/8/01	DAL	L	95-102	1/20/10	WAS	W	94-93	3/6/19	WAS	L	123-132
4/1/84	WAS	L	98-102	2/10/93	DAL	L	102-110	3/31/02	WAS	W	110-103	1/31/11	DAL	W	102-92	10/23/19	DAL	W	108-100
1/24/85	WAS	L	92-93	3/24/93	WAS	W	101-98	12/23/02	DAL	W	92-86	2/26/11	WAS	W	105-99	2/7/20	WAS	L	118-119
2/22/85	DAL	W	110-101	1/27/94	WAS	L	95-98	2/23/03	WAS	W	106-101*	3/13/12	DAL	W	107-98	4/3/21	WAS	W	109-87
11/26/85	DAL	W	112-99	2/10/94	DAL	W	87-77	11/5/03	WAS	L	90-100	11/14/12	DAL	W	107-101	5/1/21	DAL	W	125-124
3/26/86	WAS	L	112-120	12/8/94	DAL	L	121-124*	12/2/03	DAL	W	97-72	1/1/13	WAS	W	103-94	11/27/21	DAL	L	114-120
1/27/87	DAL	L	113-118	2/21/95	WAS	W	102-97	11/14/04	WAS	W	122-113	11/12/13	DAL	W	105-95	4/1/22	WAS	L	103-135
3/28/87	WAS	W	114-107	12/9/95	DAL	L	94-103	1/18/05	DAL	W	137-120	1/1/14	WAS	W	87-78	--	--	--	--
2/17/88	DAL	W	123-108	1/4/96	WAS	L	100-112	2/15/06	DAL	W	103-97	11/19/14	WAS	W	105-102	--	--	--	--
4/1/88	WAS	L	103-118	3/18/97	DAL	L	85-86	3/17/06	WAS	W	104-94	12/30/14	DAL	W	114-87	--	--	--	--
2/25/89	DAL	W	127-93	3/29/97	WAS	L	87-94	11/21/06	DAL	W	107-80	12/6/15	WAS	W	116-104	--	--	--	--

* overtime

SERIES INFORMATION & NOTES

Overall series 46-35

Home games vs. Wizards 24-17

Road games at Wizards 22-18

Current series streak Washington won last two

in Dallas Washington won last game

in Washington Washington won last game

DALLAS

Last home win 125-124 (5/1/21)

Last road win 109-87 (4/3/21)

Largest margin of victory 34 (127-93, 2/25/89)

High point total 137 (1/18/05)

Low point total 84 (twice)

WASHINGTON

Last home win 135-103 (4/1/22)

Last road win 120-114 (11/27/21)

Largest margin of victory 32 (135-103, 4/1/22)

High point total 135 (4/1/22)

Low point total 72 (12/2/03)

Series scoring record vs. Washington

Jamal Mashburn (45 on 12/8/94)

Mark Aguirre (45 on 2/22/85)

Series scoring record vs. Dallas

Gilbert Arenas (43 on 1/18/05)

The Wizards swept the 2021-22 season series, 2-0, after the Mavericks won 19 of the previous 22 meetings...Washington defeated Dallas by 32 (135-103) at home in the most recent matchup (4/1/22), recording its largest margin of victory over the Mavericks in the all-time series...Luka Dončić registered 31 points, 12 rebounds, a career-high 20 assists and just 1 turnover in 39 minutes in Dallas' 125-124 win over Washington on 5/1/21, joining Oscar Robertson, Magic Johnson and Russell Westbrook as the only players in NBA history to record a 30-point, 20-assist triple-double while becoming the youngest ever (22 years, 62 days) to accomplish the feat...Dončić's 20 assists tied Jason Kidd's franchise record for the most in a regulation-length game (20 vs. PHX 4/5/09)...Dallas won nine straight road games against Washington from 2008-09 to 2018-19, tying its longest ever road win streak against any franchise...Dirk Nowitzki became the third player in NBA history to surpass 51,000 career regular-season minutes at Washington (3/6/19)...Wesley Matthews made a career-high and franchise-record-tying 10 3-pointers en route to scoring a career-high-tying 36 points at Washington (12/6/15)...Washington was held to a series-low 72 points in a 97-72 Mavericks victory on 12/2/03...Fat Lever had a Mavericks record nine steals in the 2/10/94 win in Dallas.





2022-23 NBA G LEAGUE DIRECTORY



Austin Spurs

1717 Scottsdale Drive, Suite 155, Cedar Park, TX 78641
Tel: (512) 236-8333
Arena: H-E-B Center at Cedar Park
Media Relations Contact: Amanda Janczak (ajanczak@spurs.com);
NBA Affiliation: San Antonio

Birmingham Squadron

950 22nd St. N, Suite 925, Birmingham, AL 35203
Tel: (205) 708-0281
Arena: Legacy Arena
Media Relations Contact: Dawson Boyd (dawson.boyd@pelicans.com)
NBA Affiliation: New Orleans

Capital City Go-Go

1100 Oak Drive SE, Washington, DC 20032
Tel: (202) 318-5278
Arena: Entertainment & Sports Arena in Congress Heights
Media Relations Contact: Matt Quinn (mquinn@monumentalsports.com)
NBA Affiliation: Washington

Cleveland Charge

1 Center Ct. Cleveland, OH, 44115
Tel: (216) 420-2730
Arena: Cleveland State University Wolstein Center
Media Relations Contact: Sean Wyatt (swyatt@cavs.com)
NBA Affiliation: Cleveland

College Park Skyhawks

101 Marietta St. NW Suite 1100; Atlanta, GA 30303
Tel: (404) 878-3800
Arena: Gateway Center Arena at College Park
Media Relations Contact: Jerome Schwich (jerome.schwich@cpskyhawks.com)
NBA Affiliates: Atlanta

Delaware Blue Coats

401 Garasches Lane, Wilmington, DE 19801
Tel: (302) 504-7587
Arena: Chase Fieldhouse
Media Relations Contact: Alex Yoh (alexboh@76ers.com)
NBA Affiliation: Philadelphia

Fort Wayne Mad Ants

347 West Berry Street, Suite, 200A, Fort Wayne, IN 46802
Tel: (260) 702-9561
Arena: Allen County War Memorial Coliseum
Media Relations Contact: Dan Vance (dvance@ftwaynemadants.com)
NBA Affiliation: Indiana

NBA G League Ignite

200 S Green Valley Parkway, Henderson, NV 89012
Arena: Dollar Loan Center
Media Relations Contact: Mara Rudolph (mrudolph@nba.com)
NBA Affiliation: None

Grand Rapids Gold

130 Fulton Street W, Grand Rapids, MI 49503
Tel: (616) 350-4881
Arena: Van Andel Arena
Media Relations Contact: Shane Marvin (smarvin@nbagrandrapids.com) and Brittney Whitefield (bwhitefield@nbagrandrapids.com)
NBA Affiliation: Denver

Greensboro Swarm

2411 B West Gate City Blvd.; Greensboro, NC 27403
Tel: (336) 907-3608
Arena: Fieldhouse at the Greensboro Coliseum Complex
Media Relations Contact: Kaila Lewis (Klewis@goswarm.com)
NBA Affiliation: Charlotte

Iowa Wolves

730 3rd Street; Des Moines, Iowa 50309
Tel: (515) 564-8550
Arena: Wells Fargo Arena
Media Relations Contact: John Meyer (john.meyer@iawolves.com)
NBA Affiliation: Minnesota

Lakeland Magic

701 West Lime Street; Lakeland, FL 33815
Tel: (863) 825-3258
Arena: RP Funding Center
Media Relations Contact: Owen Fasolas (ofasolas@lakelandmagic.com);
NBA Affiliation: Orlando

Long Island Nets

1255 Hempstead Turnpike, Uniondale, New York 11553
Tel: (516) 654-8199
Arena: Nassau Coliseum
Media Relations Contact: Patricia Douglas (pdouglas@bseglobal.net)
NBA Affiliation: Brooklyn

Maine Celtics

550 Forest Avenue; Portland, ME 04012
Tel: (207) 210-6655
Arena: Portland Exposition Building
Media Relations Contact: Evans Boston (eboston@maineceltics.com)
NBA Affiliation: Boston

Memphis Hustle

191 Beale Street; Memphis, TN 38103
Tel: (901) 205-1234
Arena: Landers Center
Media Relations Contact: Corey Moore (CMoore@grizzlies.com)
NBA Affiliation: Memphis

Mexico City Capitanes

Av. de las Granjas 800, Santa Barbara, Azcapotzalco, 02230, Mexico City, Mexico
Tel: +52 55 6414 6100
Arena: Arena Ciudad de México
Media Relations Contact: Adriana Barrón (abarron@capitanes.mx)
NBA Affiliation: None

Motor City Cruise

1290 West Warren Avenue, Detroit, MI 48201
Tel: (417) 331-0002
Arena: Wayne State Fieldhouse
Media Relations Contact: Kevin Grigg (KGrigg@pistons.com)
NBA Affiliation: Detroit

Oklahoma City Blue

208 Thunder Drive; Oklahoma City, OK 73102
Tel: (405) 208-4800
Arena: Paycom Center
Media Relations Contact: Heather Ward (hward@okcthunder.com)
NBA Affiliation: Oklahoma City

Ontario Clippers

9680 Haven Avenue #120, Rancho Cucamonga, CA 91730
Tel: (909) 406-9090
Arena: Toyota Arena
Media Relations Contact: Cooper Dzierzanowski (cdzierzanowski@clippers.com)
NBA Affiliation: LA Clippers

Raptors 905

5600 Rose Cherry Place; Mississauga, ON L4Z4B6
Tel: (416) 815-5600
Arena: Paramount Fine Foods Centre
Media Relations Contact: Safia Hersi (shersi@raptors905.com)
NBA Affiliation: Toronto

Rio Grande Valley Vipers

4421 N. McColl Road, McAllen, TX 78504
Tel: (956) 510-7162
Arena: Bert Ogden Arena
Media Relations Contact: Juanita Maldonado (juanita@rgvipers.com)
NBA Affiliation: Houston

Salt Lake City Stars

3200 S Decker Lake Drive, West Valley City, UT 84119
Tel: (801) 325-7827
Arena: Maverik Center
Media Relations Contact: Derek Ahrensbrak (derek.ahrensbrak@slcstars.com)
NBA Affiliation: Utah

Santa Cruz Warriors

903 Pacific Avenue, Suite 101; Santa Cruz, CA 95060
Tel: (831) 731-4400
Arena: Kaiser Permanente Arena
Media Relations Contact: Anna Burleson (aburleson@warriors.com)
NBA Affiliation: Golden State

Sioux Falls Skyforce

2131 South Minnesota Ave; Sioux Falls, SD 57105
Tel: (605) 332-0605
Arena: Sanford Pentagon
Media Relations Contact: Nick Robinson (nick@skyforceonline.com)
NBA Affiliation: Miami

South Bay Lakers

2275 E. Mariposa Ave.; El Segundo, CA 90245
Tel: (310) 426-6000
Arena: UCLA Health Training Center
Media Relations Contact: Cole Knox (cknox@sb-lakers.com)
NBA Affiliation: LA Lakers

Stockton Kings

400 E. Main, Suite 760, 95202; Stockton, CA
Tel: (888) 564-7209
Arena: Stockton Arena
Media Relations Contact: Avery Jacobs (Ajacobs@kings.com)
NBA Affiliation: Sacramento

Texas Legends

2601 Avenue of the Stars, Suite 300; Frisco, TX 75034
Tel: (214) 396-0822
Arena: Comerica Center
Media Relations Contact: Britney Wynn (bwnynn@texlegends.com)
NBA Affiliation: Dallas

Westchester Knicks

711 Old Saw Mill River Road, Tarrytown, NY 10591
Tel: (212) 485-7116
Arena: Total Mortgage Arena
Media Relations Contact: Ajah Hawley-Alexander (ajah.hawley-alexander@msgsports.com)
NBA Affiliation: New York

Windy City Bulls

5333 Prairie Stone Parkway; Hoffman Estates, IL 60192
Tel: (847) 396-7070
Arena: NOW Arena
Media Relations Contact: Kyle Brown (kylebrown@bulls.com)
NBA Affiliation: Chicago

Wisconsin Herd

549 High Avenue; Oshkosh, WI 54901
Tel: (920) 233-4374
Arena: Oshkosh Arena
Media Relations Contact: Jamie Winsted (jamie.winsted@wisconsinherd.com)
NBA Affiliation: Milwaukee





DALLAS MAVERICKS

HISTORY

TEAM ROSTERS 1980-2022
ROSTER BY NUMBERS
COLLEGIATE BREAKDOWN
YEARLY STATISTICS
YEARLY ROSTERS
MAVERICKS OF THE PAST
DRAFT RECAPS
ALL-TIME TRANSACTIONS
NBA LEADERS
HONOR ROLL
YEARLY LEADERS
MAVS LISTS





2021-22

BOTTOM ROW L-R TREY BURKE, JALEN BRUNSON, SPENCER DINWIDDIE, LUKA DONCIC, TIM HARDAWAY JR., DORIAN FINNEY-SMITH, REGGIE BULLOCK **MIDDLE ROW L-R** THEO PINSON, JOSH GREEN, FRANK NTLIKINA, DAVIS BERTANS, DWIGHT POWELL, MAXI KLEBER, BOBAN MARJANOVIC, MARQUESE CHRISS, STERLING BROWN **TOP ROW L-R** PETER PATTON, DARRELL ARMSTRONG, KRISTI TOLIVER, SEAN SWEENEY, JASON KIDD, IGOR KOKOSKOV, JARED DUDLEY, GOD SHAMMGOD, GREG ST. JEAN

SEASON NOTEBOOK: THE DALLAS MAVERICKS POSTED A 52-30 (.634) RECORD DURING THE 2021-22 REGULAR SEASON, RECORDING THEIR 15TH 50-WIN SEASON IN FRANCHISE HISTORY AND THEIR FIRST SINCE 2014-15 (50-32). IT MARKED THEIR MOST WINS SINCE THEIR CHAMPIONSHIP SEASON IN 2010-11 (57-25). AFTER EARNING THE NO. 4 SEED IN THE WEST, THEIR HIGHEST SEED SINCE 2011 (THIRD SEED), THE MAVERICKS DEFEATED UTAH IN THE FIRST ROUND AND PHOENIX IN THE SECOND ROUND, BEFORE BOWING OUT TO THE EVENTUAL NBA CHAMPION GOLDEN STATE WARRIORS IN THE WESTERN CONFERENCE FINALS. LUKA DONČIĆ EARNED HIS THIRD STRAIGHT FIRST TEAM ALL-NBA SELECTION IN 2021-22, BECOMING THE FOURTH PLAYER TO GARNER THREE ALL-NBA FIRST TEAM ACCOLADES BEFORE AGE 24.

	G	GS	MIN	FG	FGA	PCT	3FG	3FGA	PCT	FT	FTA	PCT	OFF	DEF	TOT	AST	PF	DQ	STL	TO	BLK	PTS	AVG
Dončić	65	65	2,301	641	1,403	.457	201	569	.353	364	489	.744	56	537	593	568	145	0	75	292	36	1,847	28.4
Brunson	79	61	2,524	506	1,008	.502	94	252	.373	179	213	.840	43	266	309	377	151	0	66	124	3	1,285	16.3
Finney-Smith	80	80	2,644	326	692	.471	172	435	.395	56	83	.675	122	253	375	150	183	1	88	80	39	880	11.0
Powell	82	71	1,798	269	401	.671	13	37	.351	166	212	.783	173	231	404	97	220	2	37	64	39	717	8.7
Porzingis	34	34	1,002	229	508	.451	49	173	.283	147	170	.865	64	197	261	69	88	1	25	53	59	654	19.2
Hardaway Jr.	42	20	1,245	209	530	.394	102	304	.336	78	103	.757	13	143	156	92	74	0	38	34	6	598	14.2
Bullock	68	37	1,902	201	501	.401	141	392	.360	40	48	.833	33	208	241	83	111	0	41	40	14	583	8.6
Kleber	59	21	1,450	141	354	.398	83	255	.325	46	65	.708	70	280	350	68	137	0	30	47	58	411	7.0
Dinwiddie	23	7	650	121	243	.498	42	104	.404	79	109	.725	9	63	72	90	43	0	17	31	6	363	15.8
Green	67	3	1,039	130	256	.508	28	78	.359	31	45	.689	52	109	161	79	115	0	45	44	14	319	4.8
Ntilikina	58	5	685	89	223	.399	38	111	.342	24	25	.960	12	67	79	69	61	0	27	31	7	240	4.1
Burke	42	0	441	84	215	.391	26	82	.317	20	23	.870	4	29	33	57	39	0	12	26	0	214	5.1
Brown	49	3	628	59	155	.381	28	92	.304	14	15	.933	26	123	149	34	56	0	14	23	7	160	3.3
Chriss	34	0	346	62	134	.463	8	25	.320	22	33	.667	33	70	103	17	64	1	13	17	12	154	4.5
Bertans	22	0	306	39	104	.375	31	86	.360	8	10	.800	6	50	56	15	30	1	6	5	6	117	5.3
Marjanović	23	0	128	42	70	.600	1	4	.250	13	22	.591	8	31	39	3	24	0	0	15	3	98	4.3
Brown	26	1	169	27	50	.540	0	0	.000	27	43	.628	16	45	61	1	28	0	3	14	9	81	3.1
Pinson	19	0	148	14	39	.359	10	30	.333	10	10	1,000	2	19	21	17	12	0	5	5	2	48	2.5
Caulley-Stein	18	2	177	16	35	.457	1	2	.500	1	2	.500	13	25	38	9	17	0	6	7	3	34	1.9
Knight	5	0	65	10	25	.400	4	17	.235	8	8	1,000	0	8	8	8	5	0	1	4	0	32	6.4
Omoruyi	4	0	18	2	5	.400	1	2	.500	2	4	.500	2	5	7	2	2	0	0	0	0	7	1.8
Thomas	1	0	13	3	8	.375	0	3	.000	0	0	.000	0	0	0	4	0	0	0	0	0	6	6.0
Wright	3	0	13	1	4	.250	0	1	.000	3	3	1,000	1	2	3	1	0	0	0	0	1	5	1.7
Brown Jr.	3	0	15	1	5	.200	0	3	.000	0	0	.000	0	1	1	1	2	0	2	0	1	2	0.7
Jones	3	0	19	0	7	.000	0	1	.000	2	2	1,000	1	2	3	5	0	0	1	3	0	2	0.7
King	4	0	19	0	5	.000	0	4	.000	1	2	.500	0	5	5	0	4	0	0	1	0	1	0.3
McLaughlin	4	0	11	0	2	.000	0	1	.000	0	0	.000	0	0	0	2	1	0	0	0	0	0	0.0
MAVERICKS	82		19,755	3,222	6,982	.461	1,073	3,063	.350	1,341	1,739	.771	759	2,769	3,528	1,918	1,612	6	552	960	325	8,858	108.0
OPPONENTS	82		19,755	3,198	7,001	.457	895	2,635	.340	1,296	1,689	.767	780	2,799	3,579	1,925	1,645	7	575	1,029	300	8,587	104.7





2020-21

BOTTOM ROW L-R TYRELL TERRY, NICOLO MELLI, NATE HINTON, JALEN BRUNSON, JOSH RICHARDSON, TREY BURKE, TYLER BEY **MIDDLE ROW L-R** WILLIE CAULEY-STEIN, JOSH GREEN, KRISTAPS PORZINGIS, DORIAN FINNEY-SMITH, LUKA DONCIC, TIM HARDAWAY JR., MAXI KLEBER, DWIGHT POWELL, BOBAN MARJANOVIC **TOP ROW L-R** PETER PATTON, DARRELL ARMSTRONG, ZACH GUTHRIE, MIKE WEINAR, RICK CARLISLE, JAMAHL MOSLEY, JENNY BOUCEK, GOD SHAMMGOD, MIKE SHEDD

SEASON NOTEBOOK: DESPITE SEEING SEVERAL KEY PLAYERS MISS SIGNIFICANT TIME DUE TO HEALTH AND SAFETY PROTOCOLS, THE MAVERICKS POSTED A 42-30 (.583) RECORD AND WON THE SOUTHWEST DIVISION FOR THE FIRST TIME SINCE 2009-10. THE MAVS REACHED THE PLAYOFFS FOR THE 17TH TIME IN THE LAST 21 YEARS, EARNING THE NO. 5 SEED IN THE WESTERN CONFERENCE – THEIR HIGHEST SEED SINCE BEING SEEDING THIRD DURING ITS CHAMPIONSHIP SEASON IN 2011. DALLAS TOOK THE NO. 4 SEED L.A. CLIPPERS TO SEVEN GAMES BEFORE BEING ELIMINATED IN THE FIRST ROUND. LUKA DONČIĆ, WHO AVERAGED 27.7 POINTS, 8.0 REBOUNDS AND 8.6 ASSISTS IN 66 GAMES IN 2020-21, WAS NAMED AN ALL-STAR STARTER AND ALL-NBA FIRST TEAM SELECTION FOR THE SECOND STRAIGHT YEAR.

	G	GS	MIN	FG	FGA	PCT	3FG	3FGA	PCT	FT	FTA	PCT	OFF	DEF	TOT	AST	PF	DQ	STL	TO	BLK	PTS	AVG
Dončić	66	66	2,262	647	1,351	.479	192	548	.350	344	471	.730	54	473	527	567	152	0	64	281	36	1,830	27.7
Hardaway Jr.	70	31	1,985	407	911	.447	207	529	.391	142	174	.816	20	209	229	126	111	0	31	64	11	1,163	16.6
Porzingis	43	43	1,327	325	683	.476	97	258	.376	118	138	.855	82	299	381	68	115	2	20	51	58	865	20.1
Brunson	68	12	1,697	328	627	.523	81	200	.405	120	151	.795	27	204	231	239	109	1	35	80	1	857	12.6
Richardson	59	56	1,790	264	618	.427	88	267	.330	99	108	.917	51	144	195	153	130	1	61	79	24	715	12.1
Finney-Smith	60	60	1,921	220	466	.472	119	302	.394	31	41	.756	98	228	326	102	138	0	52	48	25	590	9.8
Burke	62	1	911	151	353	.428	58	164	.354	51	57	.895	10	44	54	81	64	0	36	33	7	411	6.6
Kleber	50	40	1,341	116	275	.422	87	212	.410	34	37	.919	47	213	260	68	105	0	24	30	35	353	7.1
Powell	58	19	966	120	194	.619	5	21	.238	97	124	.782	80	154	234	63	135	1	36	40	30	342	5.9
Cauley-Stein	53	16	906	115	182	.632	1	11	.091	49	78	.628	66	170	236	35	129	3	21	29	43	280	5.3
Johnson	29	1	504	67	145	.462	15	60	.250	17	29	.586	14	72	86	50	59	0	24	27	23	166	5.7
Marjanović	33	3	271	62	122	.508	1	8	.125	31	38	.816	47	81	128	10	29	0	2	12	6	156	4.7
Green	39	5	445	42	93	.452	4	25	.160	13	23	.565	28	50	78	28	35	0	16	17	3	101	2.6
Melli	23	4	325	31	82	.378	16	48	.333	13	18	.722	17	48	65	19	30	0	5	5	2	91	4.0
Redick	13	0	147	19	53	.358	15	38	.395	4	5	.800	1	11	12	11	13	0	2	11	1	57	4.4
Iwundu	23	3	288	17	52	.327	3	23	.130	12	14	.857	6	38	44	10	26	0	9	6	3	49	2.1
Hinton	21	0	93	15	42	.357	4	19	.211	7	10	.700	1	8	9	8	8	0	7	5	2	41	2.0
Bey	18	0	71	7	22	.318	1	4	.250	3	5	.600	8	11	19	3	6	0	0	3	1	18	1.0
Terry	11	0	56	5	16	.313	0	7	.000	1	3	.333	0	6	6	6	2	0	5	2	0	11	1.0
MAVERICKS	72		17,305	2,958	6,287	.470	994	2,744	.362	1,186	1,524	.778	657	2,463	3,120	1,647	1,396	8	450	823	311	8,096	112.4
OPPONENTS	72		17,305	2,885	6,269	.460	925	2,537	.365	1,238	1,621	.764	704	2,460	3,164	1,631	1,446	7	527	861	264	7,933	110.2





2020-21 SEASON STATISTICS & RESULTS

DATE	OPPONENT	W/L	SCORE	HOME RECORD	ROAD TOTAL RECORD	DALLAS HI SCORER	PT	DALLAS HI REBR	RB	DALLAS HI ASSISTS	AST	OPPONENT HI SCORER	PT	ATTEND	
12/23/20	@PHOENIX	L	102-106	0-0	0-1	0-1	DONCIC	32	DONCIC/FINNEY-SMITH 8	DONCIC	5	BOOKER	22		
12/25/20	@L.A. LAKERS	L	115-138	0-0	0-2	0-2	DONCIC	27	KLEBER	5	DONCIC	7	DAVIS	28	
12/27/20	@L.A. CLIPPERS	W	124-73	0-0	1-2	1-2	DONCIC	24	DONCIC	9	DONCIC	8	GEORGE	15	
12/30/20	CHARLOTTE	L	99-118	0-1	1-2	1-3	HARDAWAY	18	JOHNSON/FINNEY-SM/KLEBER 6	DONCIC	5	BALL	22		
1/1/21	MIAMI	W	93-83	1-1	1-2	2-3	DONCIC	27	DONCIC	15	DONCIC	7	ADEBAYO	19	
1/3/21	@CHICAGO	L	108-118	1-1	1-3	2-4	BRUNSON	31	FINNEY-SM/ MARJANOVIC 6	BRUNSON	7	LAVINE	39		
1/4/21	@HOUSTON	W	113-100	1-1	2-3	3-4	DONCIC	33	DONCIC	16	DONCIC	11	WOOD	23	3,070
1/7/21	@DENVER	W	124-117(OT)1-1	1-1	3-3	4-4	DONCIC	38	CAULEY-STEIN/DONCIC 9	DONCIC	13	JOKIC	38		
1/9/21	ORLANDO	W	112-98	2-1	3-3	5-4	HARDAWAY	36	DONCIC	10	DONCIC	10	VUCEVIC	30	
1/13/21	@CHARLOTTE	W	104-93	2-1	4-3	6-4	DONCIC	34	CAULEY-STEIN	14	DONCIC	9	ROZIER	18	
1/15/21	@MILWAUKEE	L	109-112	2-1	4-4	6-5	DONCIC	28	CAULEY-ST/DONCIC/PORZINGIS 10	DONCIC	13	G. ANTETOKOUNMP	30		
1/17/21	CHICAGO	L	101-117	2-2	4-4	6-6	DONCIC	36	DONCIC	16	DONCIC	15	MARKKANEN	29	
1/18/21	@TORONTO	L	93-116	2-2	4-5	6-7	PORZINGIS	23	PORZINGIS	9	DONCIC	9	LOWRY	23	
1/20/21	@INDIANA	W	124-112	2-2	5-5	7-7	PORZINGIS	27	PORZINGIS	13	DONCIC	12	BROGDON	26	
1/22/21	@SAN ANTONIO	W	122-117	2-2	6-5	8-7	DONCIC	36	DONCIC	9	DONCIC	11	DEROZAN	29	
1/23/21	HOUSTON	L	108-133	2-3	6-5	8-8	DONCIC	26	MARJANOVIC	12	DONCIC	8	GORDON	33	
1/25/21	DENVER	L	113-117	2-4	6-5	8-9	DONCIC	35	DONCIC	11	DONCIC	16	PORTER	30	
1/27/21	@UTAH	L	104-116	2-4	6-6	8-10	DONCIC	30	JOHNSON	7	DONCIC	6	CLARKSON	31	
1/29/21	@UTAH	L	101-120	2-4	6-7	8-11	DONCIC	25	PORZINGIS	9	DONCIC	7	BOGDANOVIC	32	1,932
1/30/21	PHOENIX	L	105-111	2-5	6-7	8-12	DONCIC	29	CAULEY-STEIN	9	DONCIC	7	PAUL	29	
2/1/21	PHOENIX	L	108-109	2-6	6-7	8-13	DONCIC	25	PORZINGIS	10	DONCIC	8	PAUL	34	
2/3/21	@ATLANTA	W	122-116	2-6	7-7	9-13	DONCIC	27	PORZINGIS	11	DONCIC	14	COLLINS	35	1,259
2/4/21	GOLDEN STATE	L	116-147	2-7	7-7	9-14	DONCIC	27	KLEBER	7	DONCIC	6	OURBE	40	
2/6/21	GOLDEN STATE	W	134-132	3-7	7-7	10-14	DONCIC	42	PORZINGIS	10	DONCIC	11	CURRY	57	
2/8/21	MINNESOTA	W	127-122	4-7	7-7	11-14	PORZINGIS	27	PORZINGIS	13	RICHARDSON	8	BEASLEY	30	1,000
2/10/21	ATLANTA	W	118-117	5-7	7-7	12-14	DONCIC	28	DONCIC	10	DONCIC	10	COLLINS	33	1,000
2/12/21	NEW ORLEANS	W	143-130	6-7	7-7	13-14	DONCIC	46	DONCIC	8	DONCIC	12	WILLIAMSON	36	1,514
2/14/21	PORTLAND	L	118-121	6-8	7-7	13-15	DONCIC	44	PORZINGIS	8	DONCIC	9	LILLARD	34	2,211
2/22/21	MEMPHIS	W	102-92	7-8	7-7	14-15	HARDAWAY	29	FINNEY-SMITH	9	DONCIC	5	MORANT	22	2,099
2/23/21	BOSTON	W	110-107	8-8	7-7	15-15	DONCIC	31	DONCIC	10	DONCIC	8	BROWN	29	3,338
2/25/21	@PHILADELPHIA	L	97-111	8-8	7-8	15-16	DONCIC	19	MARJANOVIC	12	DONCIC	4	EMBIID	23	
2/27/21	@BROOKLYN	W	115-98	8-8	8-8	16-16	DONCIC	27	FINNEY-SMITH	8	DONCIC	7	HARDEN	29	684
3/1/21	@ORLANDO	W	130-124	8-8	9-8	17-16	DONCIC	33	DONCIC/PORZINGIS 10	DONCIC	9	VUCEVIC	29	3,766	
3/3/21	OKLAHOMA CITY	W	87-78	9-8	9-8	18-16	HARDAWAY/PORZINGIS 19	PORZINGIS 13	BURKE	6	DONCIC	6	GILGEOUS-ALEX	15	3,508
3/10/21	SAN ANTONIO	W	115-104	10-8	9-8	19-16	PORZINGIS	28	PORZINGIS	14	DONCIC	12	DEROZAN	30	3,813
3/11/21	@OKLAHOMA CITY	L	108-116	10-8	9-9	19-17	RICHARDSON	27	FINNEY-SMITH	8	RICHARDSON	6	GILGEOUS-ALEX	32	
3/13/21	@DENVER	W	116-103	10-8	10-9	20-17	PORZINGIS	25	POWELL	10	DONCIC	12	JOKIC	26	
3/15/21	L.A. CLIPPERS	L	99-109	10-9	10-9	20-18	DONCIC	25	DONCIC	10	DONCIC	16	LEONARD	22	3,945
3/17/21	L.A. CLIPPERS	W	105-89	11-9	10-9	21-18	DONCIC	42	PORZINGIS	13	DONCIC	9	GEORGE	28	3,975
3/19/21	@PORTLAND	L	119-125	11-9	10-10	21-19	DONCIC	38	DONCIC	9	DONCIC	9	MCCOLLUM	32	
3/21/21	@PORTLAND	W	132-92	11-9	11-10	22-19	DONCIC	37	PORZINGIS	8	DONCIC/PORZINGIS/RICHARDSON 4	LILLARD	19		
3/24/21	@MINNESOTA	W	128-108	11-9	12-10	23-19	PORZINGIS	29	BRUNSON	11	BRUNSON	5	EDWARDS	29	
3/26/21	INDIANA	L	94-109	11-10	12-10	23-20	PORZINGIS	31	PORZINGIS	18	PORZINGIS/RICHARDSON 3	BROGDON/SABONIS	22	4,132	
3/27/21	@NEW ORLEANS	L	103-112	11-10	12-11	23-21	HARDAWAY	30	MARJANOVIC	11	BRUNSON/FINNEY-SM/RICHARDSON 4	WILLIAMSON	38	3,700	
3/29/21	@OKLAHOMA CITY	W	127-106	11-10	13-11	24-21	DONCIC	25	PORZINGIS	9	BRUNSON/DONCIC 7	POKUSEVSKI	21		
3/31/21	@BOSTON	W	113-108	11-10	14-11	25-21	DONCIC	36	FINNEY-SMITH	9	DONCIC	5	TATUM	25	2,298
4/2/21	@NEW YORK	W	99-86	11-10	15-11	26-21	DONCIC	26	FINNEY-SMITH	9	DONCIC	7	BURKS	20	1,981
4/3/21	@WASHINGTON	W	109-87	11-10	16-11	27-21	DONCIC	26	MARJANOVIC	12	DONCIC	6	WESTBROOK	26	
4/5/21	UTAH	W	111-103	12-10	16-11	28-21	DONCIC	31	DONCIC	9	DONCIC	8	CONLEY	28	4,261
4/7/21	@HOUSTON	L	93-102	12-10	16-12	28-22	DONCIC/PORZINGIS 23	PORZINGIS 12	DONCIC	5	DONCIC	5	WALL	31	3,399
4/8/21	MILWAUKEE	W	116-101	13-10	16-12	29-22	DONCIC	27	PORZINGIS	17	DONCIC	9	DIVINCENZO	22	4,190
4/11/21	SAN ANTONIO	L	117-119	13-11	16-12	29-23	PORZINGIS	31	PORZINGIS	15	DONCIC	7	DEROZAN	33	4,054
4/12/21	PHILADELPHIA	L	95-113	13-12	16-12	29-24	DONCIC	32	FINNEY-SMITH	11	DONCIC	4	EMBIID	36	4,016
4/14/21	@MEMPHIS	W	114-113	13-12	17-12	30-24	DONCIC	29	BRUNSON/KLEBER/POWELL 8	BRUNSON/DONCIC 9	ALLEN	23	2,141		
4/16/21	NEW YORK	L	109-117	13-13	17-12	30-25	PORZINGIS	23	PORZINGIS	12	DONCIC	19	RANDLE	44	4,246
4/18/21	SACRAMENTO	L	107-121	13-14	17-12	30-26	DONCIC	37	PORZINGIS	11	BRUNSON/DONCIC 4	FOX	30	4,193	
4/21/21	DETROIT	W	127-117	14-14	17-12	31-26	DONCIC	30	DONCIC	10	DONCIC	9	GRANT	26	4,043
4/22/21	L.A. LAKERS	W	115-110	15-14	17-12	32-26	DONCIC	30	DONCIC	9	DONCIC	8	CALDWELL-POPE	29	4,443
4/24/21	L.A. LAKERS	W	108-93	16-14	17-12	33-26	POWELL	25	KLEBER	10	DONCIC	13	MCLEMORE	20	4,561
4/26/21	@SACRAMENTO	L	106-113	16-14	17-13	33-27	DONCIC	24	DONCIC	8	DONCIC	8	HOLMES	24	
4/27/21	@GOLDEN STATE	W	133-103	16-14	18-13	34-27	DONCIC	39	FINNEY-SMITH/POWELL 8	DONCIC	8	CURRY	27	3,613	
4/29/21	@DETROIT	W	115-105	16-14	19-13	35-27	HARDAWAY	42	KLEBER/MARJANOVIC/RICHARDSON 7	BRUNSON 4	F. JACKSON/STEWART	20	750		
5/1/21	WASHINGTON	W	125-124	17-14	19-13	36-27	DONCIC	31	CAULEY-STEIN/DONCIC 12	DONCIC	20	WESTBROOK	42	4,351	
5/2/21	SACRAMENTO	L	99-111	17-15	19-13	36-28	DONCIC	30	MARJANOVIC/POWELL 7	DONCIC	6	HIELD	27	4,268	
5/4/21	@MIAMI	W	127-113	17-15	20-13	37-28	HARDAWAY	36	DONCIC	12	DONCIC	8	DRAGIC/ROBINSON	19	
5/6/21	BROOKLYN	W	113-109	18-15	20-13	38-28	DONCIC	24	DONCIC/POWELL 10	DONCIC	8	IRVING	45	4,602	
5/7/21	CLEVELAND	W	110-90	19-15	20-13	39-28	DONCIC	24	DONCIC	8	BRUNSON	6	SEXTON	27	4,220
5/9/21	@CLEVELAND	W	124-97	19-15	21-13	40-28	HARDAWAY	25	POWELL	9	BRUNSON	7	SEXTON	24	4,148
5/11/21	@MEMPHIS	L	104-133	19-15	21-14	40-29	HARDAWAY	19	CAULEY-STEIN	8	DONCIC	5	MORANT	24	2,684
5/12/21	NEW ORLEANS	W	125-107	20-15	21-14	41-29	DONCIC	33	DONCIC/POWELL 8	DONCIC	8	BLEDSOE/HAYES	15	4,373	
5/14/21	TORONTO	W	114-110	21-15	21-14	42-29	PORZINGIS	21	DONCIC/PORZINGIS 10	DONCIC	11	HARRIS	31	4,493	
5/16/21	@MINNESOTA	L	121-136	21-15	21-15	42-30	DONCIC/PORZINGIS 18	POWELL 7	POWELL	8	DONCIC	8	EDWARDS	30	1,638





2019-20

ROSTER: JOSE JUAN BAREA, RYAN BROEKHOFF, JALEN BRUNSON, TREY BURKE, WILLIE CAULEY-STEIN, ANTONIUS CLEVELAND SETH CURRY, LUKA DONCIC, DORIAN FINNEY-SMITH, TIM HARDAWAY JR., JUSTIN JACKSON, MICHAEL KIDD-GILCHRIST, MAXI KLEBER, COURTNEY LEE, BOBAN MARJANOVIC, KRISTAPS PORZINGIS, DWIGHT POWELL, JOSH REAVES, DELON WRIGHT

COACHES: RICK CARLISLE, STEPHEN SILAS, JAMAHL MOSLEY, MIKE WEINAR, DARRELL ARMSTRONG, JENNY BOUCEK, GOD SHAMMGOD, PETER PATTON, MIKE SHEDD

SEASON NOTEBOOK: WON 43, LOST 32 (SECOND, SOUTHWEST)...THE MAVERICKS POSTED THE HIGHEST OFFENSIVE RATING IN NBA HISTORY (115.9) AND SET A FRANCHISE RECORD FOR MOST 40-POINT WINS IN A SEASON (3)...THEY REACHED THE POSTSEASON FOR THE FIRST TIME SINCE 2016 AND EARNED THE NO. 7 SEED IN THE WESTERN CONFERENCE, WHERE THEY LOST TO THE SECOND-SEEDED L.A. CLIPPERS IN THE FIRST ROUND...RICK CARLISLE RECORDED HIS 500TH WIN WITH THE FRANCHISE IN A 123-100 VICTORY OVER ATLANTA (2/1/20), BECOMING THE 13TH HEAD COACH IN NBA HISTORY TO WIN AT LEAST 500 GAMES WITH A SINGLE FRANCHISE...LUKA DONČIĆ (21 YEARS, 168 DAYS) BECAME THE YOUNGEST PLAYER IN NBA HISTORY TO LEAD THE LEAGUE OUTRIGHT IN TRIPLE-DOUBLES...DONČIĆ STARTED FOR TEAM LEBRON AT THE 2020 NBA ALL-STAR GAME IN CHICAGO, BECOMING THE YOUNGEST EUROPEAN-BORN STARTER EVER (20 YEARS, 353 DAYS)...THE SECOND-YEAR GUARD ALSO GARNERED FIRST TEAM ALL-NBA HONORS, BECOMING THE FIRST PLAYER NAMED TO THE ALL-NBA FIRST TEAM IN EITHER HIS FIRST OR SECOND SEASON SINCE TIM DUNCAN IN 1998-99.

	G	GS	MIN	FG	FGA	PCT	3FG	3FGA	PCT	FT	FTA	PCT	OFF	DEF	TOT	AST	PF	DQ	STL	TO	BLK	PTS	AVG
Dončić	61	61	2,047	581	1,255	.463	171	541	.316	426	562	.758	78	495	573	538	153	456	62	260	14	1,759	28.8
Porzingis	57	57	1,814	398	932	.427	142	403	.352	226	283	.799	100	440	540	102	185	222	41	92	115	1,164	20.4
Hardaway Jr.	71	58	2,091	384	884	.434	204	513	.398	149	182	.819	25	207	232	137	125	162	41	69	5	1,121	15.8
Curry	64	25	1,576	284	574	.495	145	321	.452	80	97	.825	27	118	145	124	113	75	38	62	9	793	12.4
Finney-Smith	71	68	2,120	243	522	.466	114	303	.376	78	108	.722	145	260	405	114	178	90	45	69	39	678	9.5
Kleber	74	21	1,890	237	514	.461	119	319	.373	79	93	.849	112	276	388	88	176	96	25	58	83	672	9.1
Wright	73	5	1,570	190	411	.462	47	127	.370	77	100	.770	70	210	280	244	93	94	85	73	22	504	6.9
Brunson	57	16	1,022	181	388	.466	43	120	.358	61	75	.813	22	112	134	188	74	118	22	66	4	466	8.2
Powell	40	37	1,061	146	229	.638	10	39	.256	74	111	.667	75	152	227	59	102	116	34	36	22	376	9.4
Jackson	65	3	1,045	135	341	.396	48	163	.294	42	50	.840	27	127	154	52	69	45	15	14	10	360	5.5
Marjanović	42	5	422	121	211	.573	4	17	.235	43	57	.754	66	131	197	20	56	51	8	30	10	289	6.9
Barea	29	6	450	85	207	.411	32	85	.376	20	22	.909	10	43	53	112	27	41	5	38	2	222	7.7
Lee	24	9	345	40	82	.488	21	47	.447	6	7	.857	7	25	32	12	33	5	18	11	6	107	4.5
Burke	8	1	191	35	82	.427	16	37	.432	10	11	.909	1	14	15	30	12	10	9	9	1	96	12.0
Broekhoff	17	1	180	22	59	.373	20	51	.392	7	8	.875	5	38	43	11	15	4	5	6	4	71	4.2
Cauley-Stein	13	2	157	31	45	.689	0	1	.000	5	9	.556	13	47	60	10	19	9	4	5	11	67	5.2
Kidd-Gilchrist	13	0	121	4	13	.308	0	3	.000	4	5	.800	5	27	32	4	19	3	2	9	3	12	0.9
Cleveland	10	0	46	4	14	.286	0	3	.000	3	5	.600	2	5	7	1	8	3	1	2	3	11	1.1
Reaves	4	0	28	3	9	.333	0	2	.000	2	2	1.000	1	2	3	3	5	1	0	0	0	8	2.0
MAVERICKS	75		18,175	3,124	6,772	.461	1,136	3,095	.367	1,392	1,787	.779	791	2,729	3,520	1,849	1,462	1,601	460	909	363	8,776	117.0
OPPONENTS	75		18,175	3,143	6,868	.458	919	2,615	.351	1,200	1,578	.760	782	2,625	3,407	1,794	1,601	1,462	525	850	311	8,405	112.1





2018-19

BOTTOM ROW L-R COURTNEY LEE, TERY BURKE, JALEN BRUNSON, DEVIN HARRIS, CYNTHIA MARSHALL, JOSE JUAN BAREA, LUKA DONCIC, RYAN BROEKHOFF, DARYL MACON, TIM HARDAWAY JR. **MIDDLE ROW L-R** KRISTAPS PORZINGIS, DORIAN FINNEY-SMITH, DWIGHT POWELL, MAXI KLEBER, DIRK NOWITZKI, SALAH MEJRI, KOSTAS ANTETOKOUNMPO, JUSTIN JACKSON **TOP ROW L-R** PETER PATTON, GOD SHAMMGOD, MIKE SHEDD, LARRY SHYATT, STEPHEN SILAS, RICK CARLISLE, JAMAHL MOSLEY, MIKE WEINAR, DARRELL ARMSTRONG, JENNY BOUCEK

SEASON NOTEBOOK: The Dallas Mavericks finished 33-49 (.402) in 2018-19, missing the playoffs for the third straight year (after they reached the postseason 15 times in a 16-year span from 2001 to 2016). Dirk Nowitzki played his 21st and final season with the Mavericks, becoming the only player in NBA history to play 21 years with a single team. Nowitzki, who made his 14th All-Star appearance in 2019 (he was named as a special roster addition by NBA Commissioner Adam Silver), finished his career ranked sixth on the league's all-time scoring list with 31,560 points. Luka Dončić took the league by storm in his first NBA season, averaging a team-high 21.2 points, 7.8 rebounds and a team-high 6.0 assists per game in 72 games (all starts) en route to earning 2018-19 Kia NBA Rookie of the Year honors. Dončić, who joined Jason Kidd as the only Mavericks ever garner the Rookie of the Year award (Kidd shared the honor with Detroit's Grant Hill in 1994-95), also became just the second rookie in NBA history (along with Oscar Robertson) to average at least 20 points, 7 rebounds and 6 assists per game.

	G	GS	MIN	FG	FGA	PCT	3FG	3FGA	PCT	FT	FTA	PCT	OFF	DEF	TOT	AST	PF	DQ	STL	TO	BLK	PTS	AVG
Doncic	72	72	2318	506	1186	.427	168	514	.327	346	485	.713	86	477	563	429	137	0	77	247	25	1526	21.2
Hardaway (TOT)	65	63	2057	390	993	.393	162	477	.340	232	276	.841	33	189	222	159	141	1	54	105	8	1174	18.1
Hardaway (DAL)	19	17	558	108	267	.404	45	140	.321	33	43	.767	7	54	61	37	35	0	12	24	2	294	15.5
Barnes	49	49	1584	290	717	.404	121	311	.389	165	198	.833	36	171	207	62	79	0	33	68	11	866	17.7
Matthews	44	44	1312	194	469	.414	100	263	.380	87	110	.791	20	82	102	100	102	0	33	58	12	575	13.1
Smith	32	32	908	157	357	.440	43	125	.344	57	82	.695	18	79	97	138	82	0	40	100	11	414	12.9
Jordan	50	50	1554	208	323	.644	0	0	---	135	198	.682	161	525	686	99	125	1	33	111	53	551	11.0
Barea	38	0	752	161	385	.418	38	128	.297	55	78	.705	13	82	95	211	50	0	22	72	1	415	10.9
Burke (TOT)	58	8	1124	236	548	.431	56	159	.352	103	124	.831	28	71	99	159	58	0	33	49	7	631	10.9
Burke (DAL)	25	1	436	88	190	.463	26	73	.356	41	49	.837	13	24	37	65	25	0	12	20	2	243	9.7
Powell	77	22	1662	290	486	.597	39	127	.307	196	254	.772	140	271	411	112	201	3	44	67	50	815	10.6
Brunson	73	38	1591	264	565	.467	63	181	.348	87	120	.725	25	144	169	230	127	0	37	88	4	678	9.3
Finney-Smith	81	26	1985	228	528	.432	79	254	.311	73	103	.709	138	251	389	95	186	1	69	74	36	608	7.5
Nowitzki	51	20	795	135	376	.359	64	205	.312	39	50	.780	5	153	158	35	76	0	9	18	18	373	7.3
Jackson (TOT)	81	14	1613	217	485	.447	87	245	.355	62	79	.785	44	168	212	96	99	0	32	29	14	583	7.2
Jackson (DAL)	29	11	531	92	190	.484	32	86	.372	21	29	.724	19	47	66	28	32	0	9	7	1	237	8.2
Kleber	71	18	1502	175	386	.453	77	218	.353	58	74	.784	90	239	329	70	143	0	36	54	78	485	6.8
Harris	68	2	1071	132	347	.380	62	200	.310	102	134	.761	12	100	112	122	133	0	35	56	16	428	6.3
Lee (TOT)	34	6	428	53	129	.411	16	55	.291	14	21	.667	9	45	54	37	32	0	21	14	3	136	4.0
Lee (DAL)	22	4	268	32	82	.390	11	39	.282	5	7	.714	3	24	27	21	19	0	13	9	1	80	3.6
Broekhoff	42	0	453	57	126	.452	38	93	.409	15	19	.789	8	55	63	22	35	0	6	16	4	167	4.0
Mejri	36	4	399	55	112	.491	11	34	.324	20	32	.625	36	95	131	35	55	0	10	21	26	141	3.9
Macon	8	0	90	10	27	.370	5	11	.455	4	7	.571	2	10	12	7	8	0	1	6	0	29	3.6
Antetokounmpo	2	0	11	0	3	.000	0	0	---	2	4	.500	0	1	1	0	0	0	2	1	0	2	1.0
Spalding	1	0	1	0	0	---	0	0	---	0	0	---	0	0	0	0	0	0	0	0	0	0	0.0
MAVERICKS	82	-	19780	3182	7122	.447	1022	3002	.340	1541	2076	.742	832	2884	3716	1918	1650	5	533	1167	351	8927	108.9
OPPONENTS	82	-	19780	3357	7315	.459	918	2667	.344	1400	1802	.777	836	2840	3676	2011	1905	13	643	1065	368	9032	110.1





2018-19 SEASON STATISTICS & RESULTS

DATE	OPPONENT	W/L	SCORE	HOME RECORD	ROAD TOTAL RECORD	DALLAS HI SCORER	PT	DALLAS HI REBR	RB	DALLAS HI ASSISTS	AST	OPPONENT HI SCORER	PT	ATTEND
OCT 17	@ PHOENIX	L	100-121	0-0	0-1	POWELL	16	JORDAN	12	BAREA	10	BOOKER	35	18,055
OCT 20	MINNESOTA	W	140-136	1-0	0-1	DONCIC	26	JORDAN	10	BAREA	11	TOWNS	31	20,205
OCT 22	CHICAGO	W	115-109	2-0	0-1	MATTHEWS	20	JORDAN	16	DONCIC	6	LAVINE	34	19,291
OCT 24	@ ATLANTA	L	104-111	2-0	0-2	MATTHEWS	23	JORDAN	16	BAREA	9	BAZEMORE	32	16,705
OCT 26	@ TORONTO	L	107-116	2-0	0-3	DONCIC	22	JORDAN	15	JORDAN	5	LEONARD	21	19,800
OCT 28	UTAH	L	104-113	2-1	0-3	SMITH	27	JORDAN	19	JORDAN	9	GOBERT	23	19,571
OCT 29	@ SAN ANTONIO	L	108-113(OT)	2-1	0-4	DONCIC	31	JORDAN	19	DONCIC	4	DEROZAN	34	18,354
OCT 31	@ L.A. LAKERS	L	113-114	2-1	0-5	MATTHEWS	21	JORDAN	12	BAREA	10	JAMES	29	18,997
NOV 2	NEW YORK	L	106-118	2-2	0-5	SMITH	23	JORDAN	10	DONCIC/BAREA	6	TRIER	23	20,008
NOV 6	WASHINGTON	W	119-100	3-2	0-5	DONCIC	23	BARNES	13	BAREA	8	WALL	24	19,234
NOV 7	@ UTAH	L	102-117	3-2	0-6	DONCIC	24	JORDAN	12	MATTHEWS	4	MITCHELL	23	18,306
NOV 10	OKLAHOMA CITY	W	111-96	4-2	0-6	DONCIC	22	JORDAN	9	DONCIC	8	GEORGE	20	19,818
NOV 12	@ CHICAGO	W	103-98	4-2	1-6	BARNES	23	JORDAN	16	BAREA	5	LAVINE	26	19,012
NOV 14	UTAH	W	118-68	5-2	1-6	BARNES	19	JORDAN	10	BAREA	5	RUBIO	11	19,371
NOV 17	GOLDEN STATE	W	112-109	6-2	1-6	DONCIC	24	JORDAN	10	SMITH	6	DURANT	32	20,260
NOV 19	@ MEMPHIS	L	88-98	6-2	1-7	SMITH	19	JORDAN	20	SMITH	5	CONLEY	28	15,997
NOV 21	BROOKLYN	W	119-113	7-2	1-7	BARNES	28	JORDAN	14	BAREA	7	CRABBE	27	19,926
NOV 24	BOSTON	W	113-104	8-2	1-7	BAREA/BARNES	20	JORDAN	13	DONCIC/BAREA	8	TATUM	21	20,226
NOV 28	@ HOUSTON	W	128-108	8-2	2-7	HARRIS/DONCIC	20	JORDAN	7	BAREA	12	HARDEN	25	18,055
NOV 30	@ L.A. LAKERS	L	103-114	8-2	2-8	BARNES	29	JORDAN	12	DONCIC	5	JAMES	28	18,997
DEC 2	L.A. CLIPPERS	W	114-110	9-2	2-8	BARNES	30	JORDAN	23	SMITH	5	HARRELL	23	19,551
DEC 4	PORTLAND	W	111-102	10-2	2-8	DONCIC	21	JORDAN	16	SMITH	9	LILLARD	33	19,341
DEC 5	@ NEW ORLEANS	L	106-132	10-2	2-9	BARNES	16	POWELL	10	BRUNSON	7	DAVIS/RANDLE	27	14,810
DEC 8	HOUSTON	W	107-104	11-2	2-9	MATTHEWS	21	JORDAN	20	BAREA	4	HARDEN	35	20,254
DEC 10	ORLANDO	W	101-76	12-2	2-9	BARNES	19	DONCIC	11	DONCIC	9	SIMMONS	18	19,334
DEC 12	ATLANTA	W	114-107	13-2	2-9	BARNES	25	JORDAN	11	DONCIC	6	YOUNG	24	19,643
DEC 13	@ PHOENIX	L	89-99	13-2	2-10	BARNES	15	JORDAN	15	DONCIC	6	WARREN	30	13,265
DEC 16	SACRAMENTO	L	113-120	13-3	2-10	DONCIC	28	JORDAN	23	DONCIC	9	HIELD/FOX	28	19,935
DEC 18	@ DENVER	L	118-126	13-3	2-11	BARNES	30	JORDAN	12	DONCIC	12	JOKIC	32	15,764
DEC 20	@ L.A. CLIPPER	L	121-125	13-3	2-12	DONCIC	32	JORDAN	22	BAREA	8	GALLINARI	32	17,528
DEC 22	@ GOLDEN STATE	L	116-120	13-3	2-13	MATTHEWS	25	JORDAN	23	BAREA	6	DURANT	29	19,596
DEC 23	@ PORTLAND	L	118-121(OT)	13-3	2-14	BARNES	27	DONCIC	11	BAREA	8	LILLARD	33	19,707
DEC 26	NEW ORLEANS	W	122-119	14-3	2-14	DONCIC	21	JORDAN	12	DONCIC	10	DAVIS	32	20,340
DEC 28	@ NEW ORLEANS	L	112-114	14-3	2-15	DONCIC	34	JORDAN	15	KLEBER/BAREA	4	DAVIS	48	18,364
DEC 30	OKLAHOMA CITY	W	105-103	15-3	2-15	DONCIC	25	JORDAN	17	BAREA	10	GEORGE	36	20,380
DEC 31	@ OKLAHOMA CIT	L	102-122	15-3	2-16	BARNES	25	JORDAN	10	BAREA	8	WESTBROOK	32	18,203
JAN 2	@ CHARLOTTE	W	122-84	15-3	3-16	SMITH/DONCIC	18	JORDAN	13	SMITH	7	WALKER	11	16,955
JAN 4	@ BOSTON	L	93-114	15-3	3-17	BARNES	20	JORDAN	15	DONCIC	4	BROWN	21	18,624
JAN 5	@ PHILADELPHIA	L	100-106	15-3	3-18	MATTHEWS	18	BRUNSON	11	BRUNSON	8	EMBIID	25	20,656
JAN 7	L.A. LAKERS	L	97-107	15-4	3-18	DONCIC	27	JORDAN	19	BAREA	3	B. INGRAM	29	20,354
JAN 9	PHOENIX	W	104-94	16-4	3-18	DONCIC	30	KLEBER	9	MATTHEWS	5	WARREN	20	19,596
JAN 11	@ MINNESOTA	W	119-115	16-4	4-18	DONCIC	29	JORDAN	15	DONCIC	12	TOWNS	30	18,978
JAN 13	GOLDEN STATE	L	114-119	16-5	4-18	DONCIC	26	JORDAN	14	MATTHEWS	5	CURRY	48	20,340
JAN 16	SAN ANTONIO	L	101-105	16-6	4-18	DONCIC	25	JORDAN	9	DONCIC	8	BELINELLI	17	20,214
JAN 19	@ INDIANA	L	99-111	16-6	4-19	BARNES	20	JORDAN	16	DONCIC	6	EVANS	19	17,508
JAN 21	@ MILWAUKEE	L	106-116	16-6	4-20	DONCIC	18	JORDAN	15	DONCIC	10	ANETOKOUNMPO	31	17,963
JAN 22	L.A. CLIPPERS	W	106-98	17-6	4-20	BARNES	20	JORDAN	16	DONCIC	6	BEVERLEY	16	19,466
JAN 25	DETROIT	W	106-101	18-6	4-20	DONCIC	32	JORDAN	11	DONCIC	8	GRIFFIN	35	20,327
JAN 27	TORONTO	L	120-123	18-7	4-20	DONCIC	35	DONCIC	12	DONCIC	10	LEONARD	33	20,308
JAN 30	@ NEW YORK	W	114-90	18-7	5-20	BARNES	19	SMITH	10	SMITH	15	KNOX	17	18,842
JAN 31	@ DETROIT	L	89-93	18-7	5-21	BARNES	27	MEJRI	9	BRUNSON	6	GRIFFIN	24	14,075
FEB 2	@ CLEVELAND	W	111-98	18-7	6-21	DONCIC	35	DONCIC	11	DONCIC	6	CLARKSON	19	19,432
FEB 6	CHARLOTTE	W	99-93	19-7	6-21	DONCIC	19	POWELL	12	DONCIC	11	WALKER	30	19,606
FEB 8	MILWAUKEE	L	107-122	19-8	6-21	DONCIC	20	POWELL	8	BURKE	5	ANETOKOUNMPO	29	20,420
FEB 10	PORTLAND	W	102-101	20-8	6-21	DONCIC	28	DONCIC	9	BRUNSON	7	LILLARD	30	20,340
FEB 11	@ HOUSTON	L	104-120	20-8	6-22	DONCIC	21	DONCIC	10	DONCIC	8	HARDEN	31	18,055
FEB 13	MIAMI	L	101-112	20-9	6-22	HARDAWAY	20	DONCIC	12	DONCIC	9	WADE	22	20,364
FEB 22	DENVER	L	104-114	20-10	6-22	BRUNSON	22	FINNEY-SMITH	9	HARRIS	5	JOKIC	19	20,382
FEB 23	@ UTAH	L	109-125	20-10	6-23	HARDAWAY	21	BURKE	7	POWELL	5	MITCHELL/RUBIO	25	18,306
FEB 25	@ L.A. CLIPPER	L	112-121	20-10	6-24	DONCIC	28	DONCIC	10	DONCIC	10	HARRELL	32	19,068
FEB 27	INDIANA	W	110-101	21-10	6-24	DONCIC	26	DONCIC	10	DONCIC	7	BOGDANOVIC	22	19,978
MAR 2	MEMPHIS	L	81-111	21-11	6-24	DONCIC	22	POWELL	8	POWELL	4	VALANCIUNAS	20	20,233
MAR 4	@ BROOKLYN	L	88-127	21-11	6-25	POWELL	20	DONCIC	6	POWELL	6	CARROLL	22	17,064
MAR 6	@ WASHINGTON	L	123-132	21-11	6-26	DONCIC	31	DONCIC	11	BRUNSON	8	BEAL	30	16,867
MAR 8	@ ORLANDO	L	106-111	21-11	6-27	DONCIC	24	DONCIC	8	BRUNSON	9	ROSS	22	19,196
MAR 10	HOUSTON	L	93-94	21-12	6-27	DONCIC	19	DONCIC	15	DONCIC	9	GORDON	26	20,423
MAR 12	SAN ANTONIO	L	105-112	21-13	6-27	BRUNSON	34	FINNEY-SMITH	7	DONCIC	7	DEROZAN	33	20,366
MAR 14	@ DENVER	L	99-100	21-13	6-28	DONCIC	24	KLEBER/DONCIC	11	DONCIC	9	MILLSAP	33	19,520
MAR 16	CLEVELAND	W	121-116	22-13	6-28	HARDAWAY	22	KLEBER	12	HARRIS	9	SEXTON	28	20,347
MAR 18	NEW ORLEANS	L	125-129(OT)	22-14	6-28	DONCIC	29	DONCIC	13	DONCIC	10	RANDLE	30	20,276
MAR 20	@ PORTLAND	L	118-126	22-14	6-29	DONCIC	24	POWELL	9	DONCIC	6	LILLARD	33	19,803
MAR 21	@ SACRAMENTO	L	100-116	22-14	6-30	JACKSON	19	DONCIC	10	POWELL	5	HIELD	29	17,583
MAR 23	@ GOLDEN STATE	W	126-91	22-14	7-30	DONCIC	23	DONCIC	11	DONCIC	10	DURANT	25	19,596
MAR 26	SACRAMENTO	L	121-125	22-15	7-30	DONCIC	28	POWELL	13	DONCIC	12	FOX	23	20,168
MAR 28	@ MIAMI	L	99-105	22-15	7-31	DONCIC	19	KLEBER	10	DONCIC	7	DRAGIC	23	19,851
MAR 31	@ OKLAHOMA CITY	W	106-103	22-15	8-31	BURKE	25	NOWITZKI	13	BURKE	8	GEORGE	27	18,203
APR 1	PHILADELPHIA	W	122-102	23-15	8-31	JACKSON	24	MEJRI	14	BRUNSON	7	REDICK	26	19,645
APR 3	MINNESOTA	L	108-110	23-16	8-31	DONCIC	27	DONCIC	12	DONCIC	6	TOWNS	28	19,576
APR 5	MEMPHIS	L	112-122	23-17	8-31	LEE	21	NOWITZKI	7	LEE	7	WRIGHT	26	20,111
APR 7	@ MEMPHIS	W	129-127(OT)	23-17	9-31	BURKE	24	FINNEY-SMITH	12	BRUNSON	10	HOLIDAY	30	16,744
APR 9	PHOENIX	W	120-109	24-17	9-31	NOWITZKI	30	DONCIC	16	DONCIC	11	CRAWFORD	51	21,041
APR 10	@ SAN ANTONIO	L	94-105	24-17	9-32	NOWITZKI	20	POWELL	11	BRUNSON	10	ALDRIDGE	34	18,629





2017-2018

BOTTOM ROW L-R AARON HARRISON, KYLE COLLINSWORTH, DORIAN FINNEY-SMITH, YOGI FERRELL, JOSE JUAN BAREA, DENNIS SMITH JR., SETH CURRY, WESLEY MATTHEWS **MIDDLE ROW L-R** NERLENS NOEL, JOHNATHAN MOTLEY, DWIGHT POWELL, SALAH MEJRI, DIRK NOWITZKI, DOUG MCDERMOTT, MAXI KLEBER, JALEN JONES, HARRISON BARNES **TOP ROW L-R** LARRY SHYATT, DARRELL ARMSTRONG, KALEB CANALES, MELVIN HUNT, RICK CARLISLE, JAMAHL MOSLEY, MIKE WEINAR, MIKE SHEDD

SEASON NOTEBOOK: The Dallas Mavericks finished 24-58 (.293) in 2017-18, missing the playoffs for the second straight year (after they reached the postseason 15 times in a 16-year span from 2001 to 2016). Dirk Nowitzki played in his 20th season with the Mavericks, joining Kobe Bryant (Lakers) as the sole members of the NBA's 20-year, only one team club. The 39-year-old German logged 1,900 minutes in 77 games (all starts) in 2017-18. He moved into third place on the NBA's all-time minutes played list (50,573) and fifth on the league's all-time games played list (1,471). Nowitzki became the sixth player in league history (first international player) to reach the 31,000-point plateau against Oklahoma City on 2/28/18. Rick Carlisle became the 18th coach in NBA history to reach 700 career victories with Dallas' 108-82 win over the L.A. Clippers on 12/2/17. Harrison Barnes averaged a team-high 18.9 points per game in 2017-18, leading Dallas in scoring for the second straight year (19.2 ppg in 2016-17). Dennis Smith Jr. had a fine rookie season, finishing second on the team in both scoring (15.2 ppg) and assists (5.2 apg) while earning NBA All-Rookie Second Team honors.

	G	GS	MIN	FG	FGA	PCT	3FG	3FGA	PCT	FT	FTA	PCT	OFF	DEF	TOT	AST	PF	DQ	STL	TO	BLK	PTS	AVG
Barnes	77	77	2635	537	1208	.445	119	333	.357	259	313	.827	77	391	468	152	94	0	49	118	14	1452	18.9
Smith	69	69	2049	404	1024	.395	106	339	.313	134	193	.694	50	210	260	358	152	1	71	194	18	1048	15.2
Matthews	63	63	2131	283	697	.406	153	402	.381	83	101	.822	28	170	198	172	140	1	76	83	16	802	12.7
Nowitzki	77	77	1900	346	758	.456	138	337	.409	97	108	.898	22	416	438	120	146	0	43	51	45	927	12.0
Barea	69	11	1603	303	690	.439	115	313	.367	80	102	.784	15	186	201	434	83	0	35	143	3	801	11.6
Ferrell	82	21	2281	311	730	.426	134	359	.373	82	103	.796	26	223	249	201	153	0	64	78	9	838	10.2
Motley	11	4	176	40	75	.533	1	6	.167	15	28	.536	14	35	49	7	18	0	3	9	2	96	8.7
Powell	79	24	1672	255	430	.593	28	84	.333	133	185	.719	135	309	444	91	186	1	67	59	32	671	8.5
Harris	44	1	807	118	284	.415	44	125	.352	93	112	.830	9	76	85	85	103	1	33	49	8	373	8.5
McDermott (TOT)	81	4	1768	237	508	.467	92	216	.426	64	81	.790	40	160	200	79	122	0	19	56	16	630	7.8
McDermott (DAL)	26	3	596	86	180	.478	39	79	.494	24	28	.857	7	59	66	29	49	0	9	22	4	235	9.0
Harrison	9	3	233	19	69	.275	9	43	.209	13	17	.765	4	20	24	11	27	0	9	3	2	60	6.7
Finney-Smith	21	13	448	46	121	.380	20	67	.299	11	15	.733	22	53	75	26	43	0	10	21	4	123	5.9
Warney	3	0	27	7	12	.583	0	0	--	3	5	.600	4	5	9	0	2	0	0	1	0	17	5.7
Kleber	72	35	1206	151	309	.489	40	128	.313	44	59	.746	71	163	234	51	114	0	26	30	47	386	5.4
Jones (TOT)	16	0	181	26	68	.382	10	26	.385	12	19	.632	13	25	38	4	22	0	5	7	1	74	4.6
Jones (DAL)	12	0	162	25	64	.391	9	25	.360	10	17	.588	13	22	35	4	20	0	5	7	1	69	5.8
Noel	30	6	472	55	105	.524	0	1	.000	21	28	.750	48	120	168	20	59	1	31	26	22	131	4.4
Mejri	61	1	729	88	137	.642	0	3	.000	38	66	.576	85	161	246	35	121	1	22	39	67	214	3.5
Collinsworth	32	2	480	38	99	.384	4	17	.235	21	40	.525	32	75	107	56	44	0	17	24	9	101	3.2
Clavell	7	0	64	6	18	.333	6	15	.400	2	2	1.000	1	6	7	3	8	0	2	2	0	20	2.9
Withey	10	0	39	6	16	.375	2	10	.200	1	2	.500	1	9	10	0	3	0	0	2	3	15	1.5
Hopson	1	0	8	0	1	.000	0	0	--	1	2	.500	0	0	0	1	0	0	0	1	0	1	1.0
Cleveland	13	0	81	4	14	.286	0	1	.000	2	4	.500	2	8	10	2	11	0	6	2	4	10	0.8
McRoberts	2	0	6	0	1	.000	0	1	.000	0	0	--	0	0	0	0	2	0	0	0	0	0	0.0
MAVERICKS	82	-	19805	3128	7042	.444	967	2688	.360	1167	1530	.763	666	2717	3383	1858	1578	6	578	1007	310	8390	102.3
OPPONENTS	82	-	19805	3219	6870	.469	874	2411	.363	1327	1754	.757	725	3027	3752	1929	1604	2	594	1126	369	8639	105.4





2016-2017

BOTTOM ROW L-R HARRISON BARNES, DEVIN HARRIS, JOSE JUAN BAREA, WESLEY MATTHEWS, SETH CURRY, YOGI FERRELL. **MIDDLE ROW L-R** NICOLAS BRUSSINO, DWIGHT POWELL, A.J. HAMMONS, DIRK NOWITZKI, SALAH MEJRI, NERLENS NOEL, DORIAN FINNEY-SMITH, JARROD UTHOFF. **TOP ROW L-R** DARRELL ARMSTRONG, MELVIN HUNT, LARRY SHYATT, RICK CARLISLE, KALEB CANALES, JAMAHL MOSLEY.

SEASON NOTEBOOK: The Dallas Mavericks finished 33-49 (.402) in 2016-17, snapping a streak of 16 straight seasons with at least a .500 record. Health played a big part, with injuries costing the team 163 "man games lost" on the year. Eleven undrafted players appeared in at least one game for Dallas in 2016-17 – a then franchise record. The team even started four undrafted players (Dorian Finney-Smith, Wesley Matthews, Seth Curry and Salah Mejri) in a game for the first time ever against San Antonio on 11/21/16. Dirk Nowitzki achieved yet another huge milestone in 2016-17, becoming the sixth player in NBA history and the first international player to reach the 30,000-point plateau with a 15-foot baseline jumper over Larry Nance Jr. at the 10:58 mark of the second quarter against the L.A. Lakers on 3/7/17. Rick Carlisle also became the first coach in Mavericks history to reach 400 wins with the franchise with a 108-104 victory at Portland on 2/3/17. Harrison Barnes enjoyed a breakout season in his first year with the Mavericks, averaging a career-high (team-high) 19.2 points per game.

	G	GS	MIN	FG	FGA	PCT	3FG	3FGA	PCT	FT	FTA	PCT	OFF	DEF	TOT	AST	PF	DQ	STL	TO	BLK	PTS	AVG
Barnes	79	79	2804	599	1280	.468	78	222	.351	242	281	.861	93	301	394	116	128	0	65	102	15	1518	19.2
Nowitzki	54	54	1424	296	678	.437	79	209	.378	98	112	.875	23	330	353	82	113	0	30	51	38	769	14.2
Matthews	73	73	2495	333	847	.393	174	479	.363	146	179	.816	18	241	259	210	161	1	77	102	15	986	13.5
Williams	40	40	1171	195	453	.430	63	181	.348	69	84	.821	13	89	102	274	96	1	25	98	2	522	13.1
Curry	70	42	2029	338	703	.481	137	322	.425	85	100	.850	25	154	179	189	126	1	79	92	7	898	12.8
Barea	35	6	771	142	343	.414	53	148	.358	44	51	.863	9	75	84	193	30	0	14	63	1	381	10.9
Ferrell (TOT)	46	29	1197	160	394	.406	68	176	.386	74	89	.831	20	91	111	172	90	0	42	70	9	462	10.0
Ferrell (DAL)	36	29	1046	142	345	.412	60	149	.403	64	73	.877	16	83	99	155	79	0	40	56	7	408	11.3
Noel (TOT)	51	19	1047	184	309	.595	0	1	.000	77	111	.694	93	201	294	50	126	0	65	51	50	445	8.7
Noel (DAL)	22	12	483	77	134	.575	0	0	---	34	48	.708	47	103	150	20	55	0	22	22	24	188	8.5
D. Harris	65	0	1087	136	341	.399	58	177	.328	107	129	.829	11	116	127	136	101	0	43	57	7	437	6.7
Powell	77	3	1333	194	377	.515	21	74	.284	107	141	.759	93	213	306	49	135	1	61	34	39	516	6.7
Anderson	51	2	710	111	277	.401	37	122	.303	70	88	.795	39	110	149	32	64	0	28	40	16	329	6.5
Gibson	0	17	0	231	35	.95	.368	15	.45	.333	21	.724	1	21	22	26	21	0	8	21	0	106	6.2
Cook	5	0	77	11	25	.440	5	14	.357	0	2	.000	0	3	3	12	6	0	1	8	0	27	5.4
Uthoff	9	0	115	16	38	.421	3	9	.333	5	7	.714	8	14	22	9	8	0	2	3	4	40	4.4
Finney-Smith	81	35	1642	124	333	.372	56	191	.293	46	61	.754	55	167	222	67	125	0	52	45	25	350	4.3
Jackson	9	1	84	13	39	.333	3	11	.273	6	7	.857	1	8	9	19	5	0	2	3	0	35	3.9
Bojut	26	21	582	38	81	.469	0	1	.000	3	11	.273	56	162	218	19	84	2	13	43	25	79	3.0
Mejri	73	11	905	88	137	.642	1	3	.333	36	61	.590	97	211	308	14	152	1	32	40	61	213	2.9
Brussino	54	2	521	55	141	.369	29	95	.305	17	22	.773	26	69	95	47	43	1	17	26	8	150	2.8
Brussino (TOT)	62	19	777	55	142	.387	17	46	.370	25	40	.625	20	88	108	54	81	0	47	42	14	152	2.5
Liggins (TOT)	1	0	25	3	6	.500	0	1	.000	2	3	.667	3	4	7	0	3	0	2	0	0	8	8.0
Liggins (DAL)	1	0	25	3	6	.500	0	1	.000	2	3	.667	3	4	7	0	3	0	1	10	13	48	2.2
Hammons	22	0	48	5	17	.294	1	10	.143	2	3	.667	2	6	8	0	0	0	2	0	0	13	2.2
Acy	4	0	25	3	15	.200	0	2	.000	2	4	.500	3	6	9	2	1	0	0	2	0	8	2.0
M. Harris	3	0	10	0	3	.000	0	1	.000	0	0	---	0	2	2	0	1	0	0	1	0	0	0.0
Bentil	3	0	10	0	3	.000	0	1	.000	0	0	---	0	2	2	0	1	0	0	1	0	0	0.0
MAVERICKS	82	-	19780	2968	6750	.440	878	2473	.355	1215	1516	.801	647	2516	3163	1705	1567	8	614	972	307	8029	97.9
OPPONENTS	82	-	19780	3035	6477	.469	788	2074	.380	1411	1827	.772	727	2923	3650	1743	1591	6	535	1225	280	8269	100.8





2015-2016

BOTTOM ROW L-R WESLEY MATTHEWS, DERON WILLIAMS, DEVIN HARRIS, JOSE JUAN BAREA, CHANDLER PARSONS, RAYMOND FELTON, JUSTIN ANDERSON. **MIDDLE ROW L-R** CRAIG METCALFE, CASEY SPANGLER, DIONNE CALHOUN, DON KALKSTEIN, JEREMY EVANS, DWIGHT POWELL, DAVID LEE, DIRK NOWITZKI, JAVALE MCGEE, SALAH MEJRI, ZAZA PACHULIA, CHARLIE VILLANUEVA, CASEY SMITH, MIKE PROCOPIO. **TOP ROW L-R** GARY BOREN, MIKE SHEDD, JAMAHL MOSLEY, FLOYD JAHNER, DONNIE NELSON, RICK CARLISLE, MELVIN HUNT, KALEB CANALES, MIKE WEINAR, DARRELL ARMSTRONG, JEREMY HOLSOPPLE, AL WHITLEY.

SEASON NOTEBOOK: The Dallas Mavericks went 42-40 (.512) in 2015-16, marking their 16th straight season with at least a .500 record. Dirk Nowitzki passed Shaquille O’Neal (28,596) for sixth place on the NBA’s all-time scoring list at Brooklyn (12/23/15). The 18-year forward also became the sixth player in NBA history to eclipse the 29,000-point plateau against Philadelphia (2/21/16). At age 37, Nowitzki averaged a team-high 18.3 points per game, leading Dallas in scoring average for the 15th time in the last 16 years. What’s more, Nowitzki became the fifth player in NBA history to average at least 18 points per game at age 37 or older. Rick Carlisle became the winningest coach in Mavericks history with a 103-93 victory at the L.A. Lakers on 11/1/15, passing Don Nelson (339) with his 340th win with the franchise. Carlisle also passed the late Flip Saunders (654) for 20th place on the NBA’s all-time wins list with a 97-88 victory at Denver on 3/28/16 (career win No. 655). Dallas won seven of its final nine games to clinch a playoff spot for the 15th time in the last 16 years. The Mavericks’ 42 wins earned them the sixth seed in the Western Conference and a matchup with the No. 3 seed Oklahoma City Thunder in the first round. Dallas fought hard in the series despite enduring injuries to several key players. The Thunder went on to defeat the Mavericks in five games.

PLAYER	G	GS	MIN	FG	FGA	PCT	3FG	3FGA	PCT	FT	FTA	PCT	OFF	DEF	TOT	AST	PF	DQ	STL	TO	BLK	PTS	AVG
NOWITZKI	75	75	2364	498	1112	.448	126	342	.368	250	280	.893	52	437	489	132	161	0	52	84	52	1372	18.3
WILLIAMS	65	63	2106	321	775	.414	97	282	.344	179	206	.869	19	171	190	378	155	0	61	150	14	918	14.1
PARSONS	61	51	1799	320	651	.492	104	251	.414	93	136	.684	29	256	285	169	114	0	46	95	21	837	13.7
MATTHEWS	78	78	2644	331	854	.388	189	525	.360	126	146	.863	27	211	238	151	179	1	78	78	17	977	12.5
BAREA	74	16	1667	317	711	.446	100	260	.385	74	96	.771	26	126	152	302	110	0	26	113	2	808	10.9
FELTON	80	31	2192	277	682	.406	60	213	.282	149	176	.847	36	222	258	284	141	0	68	121	15	763	9.5
PACHULIA	76	69	2004	219	470	.466	0	3	.000	212	276	.768	249	469	718	128	181	1	64	119	22	650	8.6
LEE (TOT)	55	5	903	178	335	.531	0	1	.000	71	93	.763	101	204	305	84	114	0	22	66	28	427	7.8
LEE (DAL)	25	1	433	91	143	.636	0	0	---	31	42	.738	60	115	175	30	63	0	10	28	15	213	8.5
HARRIS	64	0	1280	167	374	.447	52	158	.329	101	140	.721	18	120	138	118	124	1	60	66	13	487	7.6
POWELL	69	2	992	146	296	.493	2	16	.125	105	142	.739	84	189	273	44	118	1	36	40	24	399	5.8
VILLANUEVA	62	4	665	125	327	.382	47	172	.273	22	24	.917	24	128	152	24	71	0	18	31	15	319	5.1
MCGEE	34	2	370	77	134	.575	0	1	.000	18	36	.500	53	80	133	3	49	0	5	21	26	172	5.1
ANDERSON	55	9	647	71	175	.406	22	83	.265	44	55	.800	18	114	132	29	45	0	19	24	25	208	3.8
MEJRI	34	6	397	49	78	.628	0	1	.000	27	46	.587	41	82	123	10	54	0	8	23	36	125	3.7
JENKINS	21	1	193	29	70	.414	3	19	.158	8	9	.889	4	18	22	9	11	0	3	11	0	69	3.3
EVANS	30	2	251	26	48	.542	4	16	.250	15	21	.714	11	43	54	2	19	0	6	7	9	71	2.4
MAVERICKS	82	-	20005	3064	6900	.444	806	2342	.344	1454	1831	.794	751	2781	3532	1813	1595	4	560	1047	306	8388	102.3
OPPONENTS	82	-	20005	3144	6971	.451	743	2170	.342	1382	1873	.738	868	2887	3755	1800	1757	9	617	1142	363	8413	102.6





2014-2015

TOP ROW L-R MIKE WEINAR, MIKE SHEDD, DARRELL ARMSTRONG, TERDEMA USSERY, RICK CARLISLE, JAMAHL MOSLEY, KALEB CANALES, MONTE MATHIS, BRAD DAVIS **MIDDLE ROW L-R** MONDRICK JONES, ROLAND BEECH, JOHNNY CARPENTER, TERRY SULLIVAN, CRAIG METCALFE, DON KALKSTEIN, CHARLIE VILLANUEVA, DIRK NOWITZKI, TYSON CHANDLER, AMARE STOUDEMIRE, DWIGHT POWELL, BERNARD JAMES, GREG SMITH, AL-FAROUQ AMINU, AL WHITLEY, GARY BOREN, CASEY SPANGLER, CHRIS NEWELL, MIKE PROCOPIO, JAMES BROCATO **BOTTOM ROW L-R** DIONNE CALHOUN, CASEY SMITH, MONTA ELLIS, CHANDLER PARSONS, DEVIN HARRIS, JOSE JUAN BAREA, RAYMOND FELTON, RICHARD JEFFERSON, RAJON RONDO, JEREMY HOLSOPPLE

SEASON NOTEBOOK

Won 50, lost 32 (fourth, Southwest)...The Mavericks finished the 2014-15 campaign with a 50-win season (50-32) for the 14th time in franchise history and 12th time in the last 15 years...Dallas earned the 7th seed in the Western Conference Playoffs where they fell in the opening round to the 2-seeded Houston Rockets...Dirk Nowitzki continued his climb up the NBA's all-time scoring list when he moved from 10th place to seventh place in career scoring with 28,119 points after passing Hakeem Olajuwon, Elvin Hayes and Moses Malone over the course of the season...Nowitzki became the top foreign-born scorer of all-time (Olajuwon, Nigeria) on 11/11 and went on to play in his 13th All-Star game where he finished with 5 points, 5 rebounds and 2 steals in 12 minutes at the 2015 NBA All-Star Game in New York...Rick Carlisle recorded his 600th career win at Miami on 1/30 and became just the 24th coach in NBA history to reach 600 wins.

	G	GS	MIN	FG	FGA	PCT	3FG	3FGA	PCT	FT	FTA	PCT	OFF	DEF	TOT	AST	PF	DQ	STL	TO	BLK	PTS	AVG
Ellis	80	80	2699	602	1354	.445	81	284	.285	228	303	.752	34	156	190	329	197	0	148	198	25	1513	18.9
Nowitzki	77	77	2282	487	1062	.459	104	274	.380	255	289	.882	44	413	457	143	160	1	39	82	33	1333	17.3
Parsons	66	66	2186	383	829	.462	132	347	.380	139	193	.720	64	259	323	161	140	2	69	96	19	1037	15.7
Stoudemire (TOT)	59	15	1244	273	490	.557	0	4	.000	134	186	.720	110	219	329	45	161	3	29	78	38	680	11.5
Stoudemire (DAL)	23	1	380	104	179	.581	0	1	.000	40	59	.678	27	57	84	8	50	0	9	15	4	248	10.8
Chandler	75	75	2286	293	440	.666	0	0	---	185	257	.720	294	570	864	84	169	0	42	105	91	771	10.3
Rondo (TOT)	68	68	2019	275	645	.426	27	86	.314	31	78	.397	73	300	373	538	153	1	91	210	7	608	8.9
Rondo (DAL)	46	46	1319	194	445	.436	19	54	.352	19	42	.452	48	160	208	301	111	1	54	135	4	426	9.3
Wright	27	0	505	101	135	.748	0	0	---	36	48	.750	51	59	110	10	44	0	17	13	42	238	8.8
Harris	76	3	1685	219	524	.418	95	266	.357	132	162	.815	13	122	135	237	147	2	78	85	14	665	8.8
Barea	77	10	1362	225	536	.420	54	167	.323	76	94	.809	23	111	134	263	104	0	33	70	1	580	7.5
Nelson	23	23	584	61	163	.374	38	103	.369	7	8	.875	14	49	63	95	53	0	15	39	2	167	7.3
Villanueva	64	1	678	150	362	.414	83	221	.376	20	35	.571	30	119	149	19	64	0	15	28	22	403	6.3
Jefferson	74	18	1244	144	324	.444	66	155	.426	78	114	.684	25	158	183	61	115	0	32	52	11	432	5.8
Aminu	74	3	1366	147	357	.412	34	124	.274	84	118	.712	114	228	342	59	137	0	70	55	62	412	5.6
Felton	29	3	281	43	106	.406	10	34	.294	12	15	.800	2	24	26	41	17	0	11	18	4	108	3.7
Crowder	25	0	265	33	76	.434	13	38	.342	10	11	.909	12	17	29	12	26	0	15	10	5	89	3.6
Powell (TOT)	29	0	236	31	67	.463	3	11	.273	25	33	.758	18	32	50	9	40	1	9	11	6	90	3.1
Powell (DAL)	24	0	227	27	62	.435	3	11	.273	24	31	.774	18	31	49	9	39	1	7	9	6	81	3.4
James	16	2	158	12	27	.444	0	0	---	20	23	.870	18	21	39	4	17	0	2	6	15	44	2.8
Smith	42	2	363	30	49	.612	0	0	---	20	39	.513	26	53	79	9	53	0	7	11	11	80	1.9
Ledo	5	0	11	0	6	.000	0	3	.000	1	2	.500	1	1	2	1	1	0	0	2	0	1	0.2
MAVERICKS	82	-	19880	3255	7036	.463	732	2082	.352	1386	1843	.752	858	2608	3466	1846	1644	7	663	1062	371	8628	105.2
OPPONENTS	82	-	19880	3117	6930	.450	741	2034	.364	1415	1879	.753	1006	2778	3784	1830	1816	13	602	1339	314	8390	102.3





2013-14

BOTTOM ROW L-R COURTNEY LEE, TERY BURKE, JALEN BRUNSON, DEVIN HARRIS, CYNTHIA MARSHALL, JOSE JUAN BAREA, LUKA DONCIC, RYAN BROEKHOFF, DARYL MACON, TIM HARDAWAY JR. **MIDDLE ROW L-R** KRISTAPS PORZINGIS, DORIAN FINNEY-SMITH, DWIGHT POWELL, MAXI KLEBER, DIRK NOWITZKI, SALAH MEJRI, KOSTAS ANTETOKOUNMPO, JUSTIN JACKSON **TOP ROW L-R** PETER PATTON, GOD SHAMMGOD, MIKE SHEDD, LARRY SHYATT, STEPHEN SILAS, RICK CARLISLE, JAMAHL MOSLEY, MIKE WEINAR, DARRELL ARMSTRONG, JENNY BOUCEK

SEASON NOTEBOOK: The Dallas Mavericks finished 33-49 (.402) in 2013-14, missing the playoffs for the third straight year (after they reached the postseason 15 times in a 16-year span from 2001 to 2016). Dirk Nowitzki played his 21st and final season with the Mavericks, becoming the only player in NBA history to play 21 years with a single team. Nowitzki, who made his 14th All-Star appearance in 2013 (he was named as a special roster addition by NBA Commissioner Adam Silver), finished his career ranked sixth on the league's all-time scoring list with 31,560 points. Luka Dončić took the league by storm in his first NBA season, averaging a team-high 21.2 points, 7.8 rebounds and a team-high 6.0 assists per game in 72 games (all starts) en route to earning 2013-14 Kia NBA Rookie of the Year honors. Dončić, who joined Jason Kidd as the only Mavericks ever garner the Rookie of the Year award (Kidd shared the honor with Detroit's Grant Hill in 1994-95), also became just the second rookie in NBA history (along with Oscar Robertson) to average at least 20 points, 7 rebounds and 6 assists per game.

	G	GS	MIN	FG	FGA	PCT	3FG	3FGA	PCT	FT	FTA	PCT	OFF	DEF	TOT	AST	PF	DQ	STL	TO	BLK	PTS	AVG
Doncic	72	72	2318	506	1186	.427	168	514	.327	346	485	.713	86	477	563	429	137	0	77	247	25	1526	21.2
Hardaway (TOT)	65	63	2057	390	993	.393	162	477	.340	232	276	.841	33	189	222	159	141	1	54	105	8	1174	18.1
Hardaway (DAL)	19	17	558	108	267	.404	45	140	.321	33	43	.767	7	54	61	37	35	0	12	24	2	294	15.5
Barnes	49	49	1584	290	717	.404	121	311	.389	165	198	.833	36	171	207	62	79	0	33	68	11	866	17.7
Matthews	44	44	1312	194	469	.414	100	263	.380	87	110	.791	20	82	102	100	102	0	33	58	12	575	13.1
Smith	32	32	908	157	357	.440	43	125	.344	57	82	.695	18	79	97	138	82	0	40	100	11	414	12.9
Jordan	50	50	1554	208	323	.644	0	0	---	135	198	.682	161	525	686	99	125	1	33	111	53	551	11.0
Barea	38	0	752	161	385	.418	38	128	.297	55	78	.705	13	82	95	211	50	0	22	72	1	415	10.9
Burke (TOT)	58	8	1124	236	548	.431	56	159	.352	103	124	.831	28	71	99	159	58	0	33	49	7	631	10.9
Burke (DAL)	25	1	436	88	190	.463	26	73	.356	41	49	.837	13	24	37	65	25	0	12	20	2	243	9.7
Powell	77	22	1662	290	486	.597	39	127	.307	196	254	.772	140	271	411	112	201	3	44	67	50	815	10.6
Brunson	73	38	1591	264	565	.467	63	181	.348	87	120	.725	25	144	169	230	127	0	37	88	4	678	9.3
Finney-Smith	81	26	1985	228	528	.432	79	254	.311	73	103	.709	138	251	389	95	186	1	69	74	36	608	7.5
Nowitzki	51	20	795	135	376	.359	64	205	.312	39	50	.780	5	153	158	35	76	0	9	18	18	373	7.3
Jackson (TOT)	81	14	1613	217	485	.447	87	245	.355	62	79	.785	44	168	212	96	99	0	32	29	14	583	7.2
Jackson (DAL)	29	11	531	92	190	.484	32	86	.372	21	29	.724	19	47	66	28	32	0	9	7	1	237	8.2
Kleber	71	18	1502	175	386	.453	77	218	.353	58	74	.784	90	239	329	70	143	0	36	54	78	485	6.8
Harris	68	2	1071	132	347	.380	62	200	.310	102	134	.761	12	100	112	122	133	0	35	56	16	428	6.3
Lee (TOT)	34	6	428	53	129	.411	16	55	.291	14	21	.667	9	45	54	37	32	0	21	14	3	136	4.0
Lee (DAL)	22	4	268	32	82	.390	11	39	.282	5	7	.714	3	24	27	21	19	0	13	9	1	80	3.6
Broekhoff	42	0	453	57	126	.452	38	93	.409	15	19	.789	8	55	63	22	35	0	6	16	4	167	4.0
Mejri	36	4	399	55	112	.491	11	34	.324	20	32	.625	36	95	131	35	55	0	10	21	26	141	3.9
Macon	8	0	90	10	27	.370	5	11	.455	4	7	.571	2	10	12	7	8	0	1	6	0	29	3.6
Antetokounmpo	2	0	11	0	3	.000	0	0	---	2	4	.500	0	1	1	0	0	0	2	1	0	2	1.0
Spalding	1	0	1	0	0	---	0	0	---	0	0	---	0	0	0	0	0	0	0	0	0	0	0.0
MAVERICKS	82	-	19780	3182	7122	.447	1022	3002	.340	1541	2076	.742	832	2884	3716	1918	1650	5	533	1167	351	8927	108.9
OPPONENTS	82	-	19780	3357	7315	.459	918	2667	.344	1400	1802	.777	836	2840	3676	2011	1905	13	643	1065	368	9032	110.1





2012-2013

TOP ROW L-R MONDRICK JONES, TERRY SULLIVAN, DEREK EARLS, MIKE SHEDD, MIKE WEINAR, TONY BROWN, MONTE MATHIS, TERDEMA USSERY, RICK CARLISLE, KEITH GRANT, JIM O'BRIEN, DARRELL ARMSTRONG, BRAD DAVIS, ROLAND BEECH, GARY BOREN, MIKE PROCOPIO

MIDDLE ROW L-R DIONNE CALHOUN, SHAWN MARION, BERNARD JAMES, ELTON BRAND, DIRK NOWITZKI, CHRIS KAMAN, BRANDAN WRIGHT, VINCE CARTER, AL WHITLEY, DON KALKSTEIN

BOTTOM ROW L-R ROBERT HACKETT, JAE CROWDER, JARED CUNNINGHAM, RODRIGUE BEAUBOIS, O.J. MAYO, DARREN COLLISON, MIKE JAMES, JOSH AKOIGNON, ANTHONY MORROW, CASEY SMITH

SEASON NOTEBOOK

Won 41, lost 41 (fourth, Southwest)...The Mavericks finished the 2012-13 season with a .500 record (41-41) but missed the playoffs for the first time in 13 years...Dallas began the season without the services of Dirk Nowitzki, who sat out the first 27 games of the year recovering from right knee surgery...The Mavericks welcomed back Nowitzki on Dec. 23 and the team had a strong second half of the season...The Mavericks went 28-18 (.609) in their final 46 games...Despite the strong finish, the Mavericks saw their franchise-best 12-year-long playoff streak come to an end...Nowitzki became the 17th member of the 25,000-point club at New Orleans on 4/14/13 with an 18-foot fadeaway jumper over Robin Lopez at the 6:44 mark of the second quarter (the basket gave him 25,001 career points)...Mavericks Head Coach Rick Carlisle recorded his 500th career win against Portland on 2/6/13 (Dallas defeated Portland, 105-99).

	G	GS	MIN	FG	FGA	PCT	3FG	3FGA	PCT	FT	FTA	PCT	OFF	DEF	TOT	AST	PF	DQ	STL	TO	BLK	PTS	AVG
Nowitzki	53	47	1661	343	728	.471	65	157	.414	166	193	.860	37	326	363	132	93	0	38	70	37	917	17.3
Mayo	82	82	2913	461	1026	.449	142	349	.407	191	233	.820	36	255	291	361	195	1	93	210	23	1255	15.3
Carter	81	3	2093	372	855	.435	162	399	.406	182	223	.816	58	276	334	194	226	1	74	106	44	1088	13.4
Marion	67	67	2010	355	690	.514	23	73	.315	79	101	.782	146	379	525	163	111	0	75	103	47	812	12.1
Collison	81	47	2372	341	724	.471	48	136	.353	242	275	.880	31	188	219	415	139	0	100	173	8	972	12.0
Kaman	66	52	1363	313	617	.507	0	1	.000	67	85	.788	97	275	372	51	141	1	29	103	52	693	10.5
Fisher	9	9	229	23	65	.354	10	23	.435	21	23	.913	0	15	15	31	24	2	5	18	2	77	8.6
B. Wright	64	16	1149	241	404	.597	0	3	.000	59	96	.615	85	175	260	38	78	0	26	34	76	541	8.5
Brand	72	18	1527	226	478	.473	0	1	.000	66	93	.710	130	300	430	70	192	0	50	57	90	518	7.2
M. James	45	23	862	101	271	.373	48	125	.384	23	29	.793	9	63	72	139	95	1	26	55	3	273	6.1
Crowder	78	16	1353	141	367	.384	63	192	.328	47	73	.644	35	152	187	94	128	0	63	49	17	392	5.0
Murphy	14	1	256	22	61	.361	11	35	.314	10	11	.909	7	42	49	7	29	0	10	7	6	65	4.6
Curry	2	0	25	4	8	.500	0	0	---	1	4	.250	2	2	4	0	7	0	0	3	0	9	4.5
Beaubois	45	0	549	65	176	.369	21	72	.292	30	38	.789	9	48	57	84	54	0	19	33	4	181	4.0
Do. Jones	29	3	338	40	109	.367	1	9	.111	35	53	.660	18	27	45	83	29	0	14	38	2	116	4.0
Morrow (TOT)	41	1	383	64	145	.441	16	43	.372	20	22	.909	11	19	30	13	43	0	13	8	1	164	4.0
Morrow (DAL)	17	0	82	17	34	.500	1	5	.200	4	4	1.000	1	3	4	4	10	0	1	4	0	39	2.3
Da. Jones	50	15	635	50	140	.357	8	37	.216	66	82	.805	13	57	70	28	73	0	10	22	5	174	3.5
B. James	46	11	457	53	103	.515	0	2	.000	25	41	.610	52	79	131	6	64	0	12	18	38	131	2.8
Douglas-Roberts	6	0	63	5	14	.357	0	4	.000	7	10	.700	0	5	5	4	4	0	2	1	0	17	2.8
Cunningham	8	0	26	6	14	.429	2	3	.667	2	2	1.000	1	2	3	1	3	0	1	2	0	16	2.0
Akognon	3	0	9	2	4	.500	1	2	.500	0	0	---	0	1	1	1	3	0	0	0	0	5	1.7
C. Wright	3	0	4	1	2	.500	0	0	---	0	0	---	0	0	0	0	0	0	0	1	0	2	0.7
Dentmon	2	0	4	0	2	.000	0	0	---	0	0	---	0	0	0	0	0	0	0	0	0	0	0.0
MAVERICKS	82	-	19980	3182	6892	.462	606	1628	.372	1323	1669	.793	767	2670	3437	1906	1698	6	648	1144	454	8293	101.1
OPPONENTS	82	-	19980	3067	6890	.445	642	1789	.359	1566	2079	.753	985	2752	3737	1805	1547	5	698	1202	340	8342	101.7





2011-2012

TOP ROW L-R DIONNE CALHOUN, BRAD DAVIS, MONDRICK JONES, TERDEMA USSERY, KEITH GRANT, DARRELL ARMSTRONG, TERRY STOTTS, RICK CARLISLE, TONY BROWN, MONTE MATHIS, GARY BOREN, ROLAND BEECH, MIKE WEINAR, AL WHITLEY, CASEY SMITH

MIDDLE ROW L-R TERRY SULLIVAN, NEIL HERSKOWITZ, MIKE SHEDD, BRENDAN HAYWOOD, BRIAN CARDINAL, IAN MAHINMI, DIRK NOWITZKI, SHAWN MARION, YI JIANLIAN, BRANDAN WRIGHT, ROBERT HACKETT, DON KALKSTEIN

BOTTOM ROW L-R VINCE CARTER, RODRIGUE BEAUBOIS, DELONTE WEST, JASON KIDD, JASON TERRY, DOMINIQUE JONES, KELENN AZUBUIKE

SEASON NOTEBOOK

Won 36, lost 30 (third, Southwest)...Dallas made its 12th consecutive playoff appearance but lost to the eventual Western Conference Champions Thunder 4-0 in the first-round...Dirk Nowitzki made his 11th straight All-Star appearance and was named All-NBA Third Team after leading Dallas in scoring with 21.6 points per game...Nowitzki topped 1,000 points for the 13th consecutive year and led his team in scoring a league-high 45 times in 2011-12...on 2/20 vs. Boston, Nowitzki recorded his 1,000th career block, becoming just the third player in NBA history with at least 1,000 blocks and 1,000 3-pointers (Clifford Robinson, Rasheed Wallace)...Jason Kidd also reached a milestone on 2/20, passing Michael Jordan (2,514) for second place on the NBA's all-time steals list with his 2,515 career theft...on 4/15 at the L.A. Lakers, Nowitzki became the 19th player in NBA history to reach the 24,000-point plateau...Jason Terry advanced from eighth to fourth place on the NBA's all-time 3-point field goals made list in 2011-12 and finished the season with 1,788 career triples...Terry and Nowitzki both appeared in their 1,000th career game in 2011-12...the Mavericks held their opponents to under 100 points for 15 straight games from 12/30/11-1/23/12, which set a franchise record for consecutive games holding teams under the century mark.

	G	GS	MIN	FG	FGA	PCT	3FG	3FGA	PCT	FT	FTA	PCT	OFF	DEF	TOT	AST	PF	DQ	STL	TO	BLK	PTS	AVG
Nowitzki	62	62	2079	473	1034	.457	78	212	.368	318	355	.896	46	372	418	136	129	0	42	117	30	1342	21.6
Terry	63	1	2000	357	830	.430	138	365	.378	98	111	.883	16	133	149	226	69	0	73	127	11	950	15.1
Marion	63	63	1919	288	646	.446	20	68	.294	74	93	.796	145	320	465	132	87	0	67	98	36	670	10.6
Carter	61	40	1542	223	542	.411	74	205	.361	95	115	.826	32	173	205	139	134	0	56	84	25	615	10.1
West	44	33	1060	166	360	.461	27	76	.355	62	70	.886	13	88	101	139	67	0	58	76	11	421	9.6
Beaubois	53	12	1151	188	445	.422	38	132	.288	58	69	.841	19	132	151	152	98	0	56	70	28	472	8.9
Wright	49	0	791	144	233	.618	0	1	.000	52	82	.634	62	112	174	13	61	0	22	21	63	340	6.9
Odom	50	4	1027	123	349	.352	28	111	.252	58	98	.592	36	172	208	83	97	0	20	52	18	332	6.6
Kidd	48	48	1379	99	273	.363	79	223	.354	22	28	.786	15	183	198	264	83	0	82	91	10	299	6.2
Mahinmi	61	12	1139	130	238	.546	0	1	.000	94	147	.639	108	181	289	12	176	2	38	50	31	354	5.8
Haywood	54	54	1146	118	228	.518	0	0	---	45	96	.469	139	185	324	19	121	0	24	46	54	281	5.2
Williams	8	0	65	12	16	.750	0	0	---	5	6	.833	9	4	13	2	14	0	1	7	5	29	3.6
Jones	33	1	268	29	73	.397	1	8	.125	29	37	.784	9	35	44	42	28	0	10	28	5	88	2.7
Yi	30	0	203	31	82	.378	3	10	.300	14	21	.667	12	37	49	5	23	0	7	14	8	79	2.6
Azubuike	3	0	18	3	8	.375	1	3	.333	0	0	---	0	0	0	0	1	0	1	4	0	7	2.3
Cardinal	44	0	277	14	55	.255	10	49	.204	5	6	.833	4	30	34	16	38	0	8	8	2	43	1.0
Mavericks	66	-	16065	2398	5412	.443	497	1464	.339	1029	1334	.771	665	2157	2822	1380	1226	2	565	926	337	6322	95.8
Opponents	66	-	16065	2347	5390	.435	473	1368	.346	1092	1456	.750	725	2173	2898	1351	1213	3	561	971	265	6259	94.8





2011-12 SEASON STATISTICS & RESULTS

No	Date	H-R	W-L	Opponent	Score	Home Record	Road Record	Total Record	Sk	Dallas Hi Scorer	Pt	Dallas Hi Rebr	Rb	Dallas Hi Assists	Ast	Opponent Hi Scorer	Pt	Attend
1	Dec 25	H	L	Miami	94-105	0-1	0-0	0-1	L1	Terry	23	Marion	6	Five tied with	3	James	37	20,421
2	Dec 26	H	L	Denver	93-115	0-2	0-0	0-2	L2	Nowitzki	20	Odum	7	Kidd/Terry/West	4	Lawson	27	20,408
3	Dec 29	R	L	Oklahoma City	102-104	0-2	0-1	0-3	L3	Nowitzki	29	Nowitzki	10	Terry	9	Durant	30	18,203
4	Dec 30	H	W	Toronto	99-86	1-2	0-1	1-3	W1	Mahinmi	19	Haywood	9	Kidd	6	Bargnani	30	20,307
5	Jan 1	R	L	Minnesota	82-99	1-2	0-2	1-4	L1	Nowitzki	21	Marion	6	Kidd	5	Love	25	15,115
6	Jan 2	H	W	Oklahoma City	100-87	2-2	0-2	2-4	W1	Nowitzki	26	Mahinmi	9	Kidd	9	Durant	27	20,108
7	Jan 4	H	W	Phoenix	98-89	3-2	0-2	3-4	W2	Nowitzki	20	Haywood	12	Nowitzki	7	Gortat	22	19,885
8	Jan 5	R	L	San Antonio	71-93	3-2	0-3	3-5	L1	Terry	12	Mahinmi	9	Kidd/West	3	Bonner	17	18,581
9	Jan 7	H	W	New Orleans	96-81	4-2	0-3	4-5	W1	Carter/Mahinmi	13	Mahinmi	7	Nowitzki/Terry/West	4	Aminu	15	20,409
10	Jan 10	R	W	Detroit	100-86	4-2	1-3	5-5	W2	Nowitzki	18	Nowitzki/Odom	7	West	10	Bynum	20	10,073
11	Jan 11	R	W	Boston	90-85	4-2	2-3	6-5	W3	Terry	18	Haywood	11	Nowitzki	4	Rondo	24	18,624
12	Jan 13	H	W	Milwaukee	102-76	5-2	2-3	7-5	W4	Terry	17	B'bois/Odom/Wright	6	West	4	Jennings	19	20,112
13	Jan 14	H	W	Sacramento	99-60	6-2	2-3	8-5	W5	Terry	21	Marion	8	Kidd	6	Thornton	14	20,313
14	Jan 16	R	L	L.A. Lakers	70-73	6-2	2-4	8-6	L1	Nowitzki	21	Mahinmi	10	Terry	7	Bynum	17	18,997
15	Jan 18	R	L	L.A. Clippers	89-91	6-2	2-5	8-7	L2	Nowitzki/West	17	Marion	10	Kidd	10	Williams	26	19,252
16	Jan 19	R	W	Utah	94-91	6-2	3-5	9-7	W1	Marion	22	Marion	7	Kidd	11	Jefferson	22	19,911
17	Jan 21	R	W	New Orleans	83-81	6-2	4-5	10-7	W2	Odom/West	16	Marion	12	West	6	Landry	19	15,471
18	Jan 23	H	W	Phoenix	93-87	7-2	4-5	11-7	W3	Marion	29	Mahinmi	9	Kidd/Odom	5	Gortat/Hill	19	19,944
19	Jan 25	H	W	Minnesota	90-105	7-3	4-5	11-8	W4	Terry	17	Haywood	10	Kidd	7	Love	31	20,150
20	Jan 27	H	W	Utah	116-101	8-3	4-5	12-8	W5	Beaubois	22	Haywood	12	Beaubois	7	Millsap	20	20,096
21	Jan 29	H	W	San Antonio	101-100(ot)	9-3	4-5	13-8	W6	Terry	34	Nowitzki	13	Beaubois	7	Neal	19	20,262
22	Jan 30	R	W	Phoenix	122-99	9-3	5-5	14-8	W7	West	25	Haywood	8	Beaubois	7	Gortat	17	13,132
23	Feb 1	H	L	Oklahoma City	86-95	9-4	5-5	14-9	L1	Terry	25	Marion	10	Beaubois	4	Westbrook	33	20,316
24	Feb 3	H	L	Indiana	87-98	9-5	5-5	14-10	L2	Nowitzki	30	Marion/Nowitzki	7	Carter	5	George	30	20,146
25	Feb 4	R	L	Cleveland	88-91	9-5	5-6	14-11	L3	Nowitzki	24	Nowitzki/Wright	8	West	7	Irving	20	17,443
26	Feb 8	R	W	Denver	105-95	9-5	6-6	15-11	W1	Nowitzki	25	Nowitzki	9	Carter	8	Fernandez/Harrington	17	15,970
27	Feb 10	R	W	Minnesota	104-97	9-5	7-6	16-11	W2	Nowitzki	33	Marion	8	Kidd	10	Love	32	17,119
28	Feb 11	H	W	Portland	97-94(2ot)	10-5	7-6	17-11	W3	Nowitzki	20	Marion	12	Kidd	8	Aldridge	33	20,457
29	Feb 13	H	W	L.A. Clippers	96-92	11-5	7-6	18-11	W4	Nowitzki	22	Haywood	9	Kidd	4	Butler	23	20,436
30	Feb 15	H	W	Denver	102-84	12-5	7-6	19-11	W5	Marion	16	Marion	10	Jones/Marion	6	Fernandez	14	20,075
31	Feb 17	R	W	Philadelphia	82-75	12-5	8-6	20-11	W6	Nowitzki	28	Nowitzki	12	Kidd	8	Vucevic	16	19,369
32	Feb 19	R	L	New York	97-104	12-5	8-7	20-12	L1	Nowitzki	34	Marion/Terry	7	Terry	6	Lin	28	19,763
33	Feb 20	H	W	Boston	89-73	13-5	8-7	21-12	W1	Nowitzki	26	Nowitzki	16	Kidd	8	Pierce	20	20,364
34	Feb 22	H	L	L.A. Lakers	91-96	13-6	8-7	21-13	L1	Nowitzki	25	Nowitzki	12	Marion/Terry	5	Gasol	24	20,577
35	Feb 28	H	L	New Jersey	92-93	13-7	8-7	21-14	L2	Nowitzki	24	Haywood/Nowitzki	10	Kidd	8	Lopez	38	20,170
36	Feb 29	R	L	Memphis	85-96	13-7	8-8	21-15	L3	Terry	18	Marion	8	Terry	5	Gasol	22	17,023
37	Mar 2	R	L	New Orleans	92-97	13-7	8-9	21-16	L4	Beaubois	25	Nowitzki	9	Kidd	6	Kaman	20	15,568
38	Mar 3	H	W	Utah	102-96	14-7	8-9	22-16	W1	Nowitzki	40	Mahinmi	8	Kidd	8	Millsap	24	20,560
39	Mar 5	R	L	Oklahoma City	91-95	14-7	8-10	22-17	L1	Nowitzki	27	Marion	10	Terry	7	Westbrook	24	18,203
40	Mar 6	H	W	New York	95-85	15-7	8-10	23-17	W1	Nowitzki	28	Marion	9	Kidd	6	Stoudemire	26	20,605
41	Mar 8	R	L	Phoenix	94-96	15-7	8-11	23-18	L1	Carter/Nowitzki	18	Marion	8	Carter	4	Dudley	18	15,498
42	Mar 9	R	L	Sacramento	97-110	15-7	8-12	23-19	L2	Terry	23	Nowitzki	9	Beaubois/Kidd	4	Evans/Thornton	17	16,857
43	Mar 10	R	L	Golden State	87-111	15-7	8-13	23-20	L3	Nowitzki	22	Mahinmi	9	Jones/Terry	5	Lee	25	19,596
44	Mar 13	H	W	Washington	107-98	16-7	8-13	24-20	W1	Nowitzki	27	Marion	13	Beaubois/Kidd/Marion	4	Booker	20	20,319
45	Mar 15	H	W	Charlotte	101-96	17-7	8-13	25-20	W2	Nowitzki	27	Haywood	8	Nowitzki	5	Maggette	21	20,507
46	Mar 17	H	W	San Antonio	106-99	18-7	8-13	26-20	W3	Nowitzki	27	Wright	9	Kidd	10	Duncan/Green	17	20,528
47	Mar 19	R	W	Denver	112-95	18-7	9-13	27-20	W4	Nowitzki	33	Nowitzki	11	Kidd	10	Afflalo	24	16,683
48	Mar 21	H	L	L.A. Lakers	93-109	18-8	9-13	27-21	L1	Nowitzki	26	Nowitzki	10	Beaubois	5	Bryant	30	20,664
49	Mar 23	R	L	San Antonio	87-104	18-8	9-14	27-22	L2	Terry	18	Mahinmi	9	Beaubois	5	Green	18	18,581
50	Mar 24	R	W	Houston	101-99(ot)	18-8	10-14	28-22	W1	Nowitzki	31	Marion	15	Kidd	4	Dragic	24	18,193
51	Mar 27	H	W	Houston	90-81	19-8	10-14	29-22	W2	Nowitzki	21	Marion	11	Beaubois	5	Scola	22	20,359
52	Mar 29	R	L	Miami	85-106	19-8	10-15	29-23	L1	Nowitzki	25	Kidd/Nowitzki	6	Kidd/Terry	4	Bosh/James	19	20,096
53	Mar 30	R	W	Orlando	100-98	19-8	11-15	30-23	W1	Nowitzki	28	Marion	9	Kidd	6	Nelson	24	18,951
54	Apr 2	H	L	L.A. Clippers	75-94	19-9	11-15	30-24	L1	Nowitzki	19	Marion	9	Terry/West	4	Foye	28	20,479
55	Apr 4	H	W	Memphis	95-85	20-9	11-15	31-24	W1	Nowitzki	23	Mahinmi/Nowitzki	10	Beaubois	5	Mayo	17	20,233
56	Apr 6	H	L	Portland	97-99(ot)	20-10	11-15	31-25	L1	Nowitzki	23	Nowitzki	14	Beaubois/Terry/West	5	Felton	30	20,544
57	Apr 7	R	L	Memphis	89-94	20-10	11-16	31-26	L2	Nowitzki	17	Marion	11	Terry	8	Gay	25	18,119
58	Apr 10	H	W	Sacramento	110-100	21-10	11-16	32-26	W1	Beaubois/Nowitzki	15	Marion	14	Kidd	7	Cousins	25	20,241
59	Apr 12	R	W	Golden State	112-103	21-10	12-16	33-26	W2	Nowitzki	27	Marion	12	Kidd	12	Lee	30	17,929
60	Apr 13	R	W	Portland	97-94	21-10	13-16	34-26	W3	Nowitzki	24	Marion	14	West	7	Batum	20	20,304
61	Apr 15	R	L	L.A. Lakers	108-112(ot)	21-10	13-17	34-27	L1	Nowitzki	24	Nowitzki	14	Kidd	7	Bynum	23	18,997
62	Apr 16	R	L	Utah	121-123(3ot)	21-10	13-18	34-28	L2	Nowitzki	40	Carter	12	Kidd/Nowitzki	6	Jefferson	28	19,363
63	Apr 18	H	W	Houston	117-110	22-10	13-18	35-28	W1	Nowitzki	35	Marion	6	Kidd	8	Dragic	20	20,508
64	Apr 20	H	W	Golden State	104-94	23-10	13-18	36-28	W2	Carter	19	Carter/Mahinmi	9	Kidd/Terry/West	4	Thompson	26	20,547
65	Apr 21	R	L	Chicago	83-93	23-10	13-19	36-29	L1	Nowitzki	17	Nowitzki/Wright	7	Beaubois	5	Deng	22	22,945
66	Apr 26	R	L	Atlanta	89-106	23-10	13-20	36-30	L2	Nowitzki	22	Marion	8	Beaubois	6	Smith	23	14,595





2010-2011

TOP ROW L-R DIONNE CALHOUN, MIKE WEINAR, MIKE SHEDD, MONDRICK JONES, CASEY SMITH, MONTE MATHIS, DWANE CASEY, TERRY STOTTS, RICK CARLISLE, DONNIE NELSON, DARRELL ARMSTRONG, KEITH GRANT, BRAD DAVIS, AL WHITLEY, ROLAND BEECH

MIDDLE ROW L-R NEIL HERSKOWITZ, TERRY SULLIVAN, IAN MAHINMI, CARON BUTLER, BRENDAN HAYWOOD, DIRK NOWITZKI, TYSON CHANDLER, SHAWN MARION, BRIAN CARDINAL, DON KALKSTEIN, GARY BOREN, ROBERT HACKETT

BOTTOM ROW L-R DESHAWN STEVENSON, COREY BREWER, JOSE BAREA, JASON TERRY, JASON KIDD, RODRIGUE BEAUBOIS, DOMINIQUE JONES [NOT PICTURED: PEJA STOJAKOVIC]

SEASON NOTEBOOK

Won 57, lost 25 (second, Southwest)...the 2010-11 Dallas Mavericks captured their first world championship in franchise history...the Mavericks avenged the loss to the Heat in the 2006 NBA Finals by defeating Miami in the 2011 Finals...Dirk Nowitzki led the Mavericks on their impressive postseason run, averaging a team-high 27.7 points and 8.1 rebounds...Dallas eliminated Portland, the L.A. Lakers and Oklahoma City before taking down Miami in the championship series...in the regular season, the Mavericks went 57-25 (.695) and became just the third team in NBA history to record 11 straight 50-win seasons...Dallas posted a road mark of 28-13 (.683), which was tied with Miami for the best road record in the NBA...Nowitzki eclipsed 1,500 points for the 11th consecutive year and made his 10th straight All-Star appearance...he averaged a team-high 23.0 points and shot a career-high 51.7 percent from the field en route to earning All-NBA Second Team honors...among the long list of milestones achieved in 2010-11, Jason Terry and Shawn Marion both reached the 15,000-point plateau, Jason Kidd tallied his 11,000th career assist and head coach Rick Carlisle recorded his 400th career win...Tyson Chandler, who was acquired via trade during the offseason, was named All-Defensive Second Team and proved to be the stabilizing force Dallas needed in the middle.

	G	GS	MIN	FG	FGA	PCT	3FG	3FGA	PCT	FT	FTA	PCT	OFF	DEF	TOT	AST	PF	DQ	STL	TO	BLK	PTS	AVG
Nowitzki	73	73	2504	610	1179	.517	66	168	.393	395	443	.892	50	463	513	190	172	0	38	137	47	1681	23.0
Terry	82	10	2564	492	1091	.451	127	351	.362	182	214	.850	24	129	153	334	140	0	93	167	13	1293	15.8
Butler	29	29	867	170	378	.450	28	65	.431	68	88	.773	22	96	118	46	59	0	28	49	8	436	15.0
Marion	80	27	2253	434	834	.520	5	33	.152	126	164	.768	168	383	551	110	144	0	68	130	50	999	12.5
Chandler	74	74	2059	266	407	.654	0	0	---	216	295	.732	206	486	692	32	240	4	36	88	80	748	10.1
Barea	81	2	1669	285	649	.439	66	189	.349	133	157	.847	29	130	159	317	136	1	30	136	1	769	9.5
Stojakovic (TOT)	33	13	617	100	227	.441	57	136	.419	23	25	.920	14	61	75	29	24	0	13	17	2	280	8.5
Stojakovic (DAL)	25	13	506	79	184	.429	42	105	.400	15	16	.938	14	52	66	22	22	0	11	11	2	215	8.6
Beaubois	28	26	496	94	223	.422	25	83	.301	23	30	.767	7	45	52	64	76	0	20	47	8	236	8.4
Brewer (TOT)	69	24	1510	193	488	.395	30	112	.268	136	192	.708	57	118	175	89	159	1	100	87	16	552	8.0
Brewer (DAL)	13	2	148	25	51	.490	4	13	.308	15	21	.714	12	11	23	12	25	0	11	10	2	69	5.3
Kidd	80	80	2653	215	596	.361	133	391	.340	67	77	.870	35	316	351	655	119	0	134	179	29	630	7.9
Stevenson	72	54	1158	128	330	.388	94	249	.378	33	43	.767	20	86	106	77	71	0	21	44	5	383	5.3
Haywood	72	8	1331	128	223	.574	0	1	.000	64	177	.362	129	247	376	19	146	0	16	51	74	320	4.4
Pavlovic	10	6	163	15	35	.429	7	16	.438	4	5	.800	0	12	12	7	15	0	5	5	3	41	4.1
Mahinmi	56	0	488	55	98	.561	0	2	.000	63	82	.768	43	77	120	8	105	2	14	25	15	173	3.1
Ajincic	10	2	75	12	32	.375	3	7	.429	2	3	.667	5	12	17	2	13	0	3	1	5	29	2.9
Cardinal	56	4	618	43	100	.430	42	87	.483	17	18	.944	10	49	59	40	82	0	24	17	7	145	2.6
Jones	18	0	135	14	45	.311	0	4	.000	14	17	.824	6	19	25	19	7	0	5	10	3	42	2.3
Novak	7	0	18	4	8	.500	3	4	.750	0	0	---	0	5	5	0	3	0	0	0	0	11	1.6
Mavericks	82	-	19705	3069	6463	.475	645	1768	.365	1437	1850	.777	780	2618	3398	1954	1575	7	557	1145	352	8220	100.2
Opponents	82	-	19705	2996	6656	.450	508	1480	.343	1373	1830	.750	880	2459	3339	1689	1650	16	623	1114	303	7873	96.0





2009-2010

PLAYERS L-R JASON TERRY, ERICK DAMPIER, EDUARDO NAJERA, CARON BUTLER, SHAWN MARION, RODRIGUE BEAUBOIS, DIRK NOWITZKI, BRENDAN HAYWOOD, MATT CARROLL, J.J. BAREA, DESHAWN STEVENSON, TIM THOMAS, JASON KIDD

SEASON NOTEBOOK

Won 55, lost 27 (first, Southwest)...The Mavericks became just the fourth franchise in NBA history to amass 10 consecutive 50-plus win seasons and locked up the second overall seed for the Western Conference Playoffs...the team accomplished all of this despite a blockbuster, 7-player trade that took place over All-Star Weekend and brought Caron Butler, Brendan Haywood and DeShawn Stevenson to Dallas...the city also played host to the 59th NBA All-Star Game, which drew 108,713 fans to Cowboy Stadium in Arlington, the largest crowd to ever watch a basketball game...Dirk Nowitzki and Jason Kidd were both named All-Stars...on Jan. 13, against the Lakers, Nowitzki scored the 20,000th point of his career to become just the 34th player in history to hit that plateau...the Mavericks fell short against the Spurs in the opening round of the postseason, 4-2.

	G	GS	MIN	FG	FGA	PCT	3FG	3FGA	PCT	FT	FTA	PCT	OFF	DEF	TOT	AST	PF	DQ	STL	TO	BLK	PTS	AVG
Nowitzki	81	80	3039	720	1496	.481	51	121	.421	536	586	.915	80	540	620	218	208	1	70	149	79	2027	25.0
Terry	77	12	2540	456	1041	.438	136	373	.365	232	268	.866	19	121	140	292	142	0	94	109	17	1280	16.6
Butler (TOT)	74	74	2784	450	1051	.428	42	145	.290	264	315	.838	104	357	461	156	193	0	116	160	24	1206	16.3
Butler (DAL)	27	27	930	157	357	.440	17	50	.340	79	104	.760	36	109	145	49	67	0	48	47	9	410	15.2
Howard*	31	9	827	137	342	.401	20	75	.267	94	119	.790	26	86	112	44	78	0	23	43	9	388	12.5
Marion	75	75	2385	395	778	.508	3	19	.158	105	139	.755	158	319	477	107	141	1	69	99	61	898	12.0
Kidd	80	80	2881	284	671	.423	176	414	.425	80	99	.808	48	397	445	724	142	0	145	195	35	824	10.3
Haywood (TOT)	77	67	2355	276	491	.562	0	1	.000	152	245	.620	278	437	715	43	209	2	26	99	158	704	9.1
Haywood (DAL)	28	19	741	88	156	.564	0	1	.000	50	87	.575	78	130	208	25	64	1	8	32	57	226	8.1
Gooden*	46	11	1030	157	336	.467	1	6	.167	93	115	.809	123	193	316	26	129	3	26	56	50	408	8.9
Barea	78	18	1546	232	527	.440	56	157	.357	76	90	.844	17	129	146	258	119	1	35	102	6	596	7.6
Thomas*	18	1	285	49	106	.462	16	43	.372	21	24	.875	13	28	41	14	31	1	10	14	2	135	7.5
Beaubois	56	16	700	155	299	.518	45	110	.409	42	52	.808	12	66	78	74	84	1	29	54	12	397	7.1
Dampier	55	47	1280	133	213	.624	1	3	.333	61	101	.604	128	272	400	31	153	0	15	61	77	328	6.0
Humphries*	25	0	315	53	115	.461	0	0	---	25	44	.568	38	57	95	7	43	0	7	13	11	131	5.2
Najera (TOT)	46	5	685	62	146	.425	19	64	.297	14	24	.583	34	81	115	29	94	0	26	25	14	157	3.4
Najera (DAL)	33	3	481	42	93	.452	16	47	.340	8	12	.667	22	55	77	14	61	0	17	13	12	108	3.3
Singleton*	25	0	211	24	64	.375	5	22	.227	6	6	1.000	17	38	55	9	31	0	11	12	7	59	2.4
Stevenson (TOT)	64	18	883	46	163	.282	19	87	.218	25	35	.714	11	80	91	56	74	0	16	30	6	136	2.1
Stevenson (DAL)	24	5	267	17	60	.283	8	25	.320	7	10	.700	4	22	26	12	23	0	5	6	1	49	2.0
Ross*	27	7	301	23	56	.411	3	13	.231	5	8	.625	11	16	27	7	34	0	7	3	4	54	2.0
Carroll	25	0	121	18	50	.360	4	19	.211	6	6	1.000	4	8	12	6	13	0	5	7	0	46	1.8
Mavericks	82	-	19880	3140	6760	.464	558	1498	.372	1526	1870	.816	834	2586	3420	1917	1563	9	624	1059	449	8364	102.0
Opponents	82	-	19880	3107	6805	.457	525	1515	.347	1402	1849	.758	922	2592	3514	1659	1652	7	563	1195	337	8141	99.3





2008-2009

TOP ROW L-R DIONNE CALHOUN, MIKE SHEDD, MONTE MATHIS, TOM STERNER, MARIO ELIE, POPEYE JONES, TERRY STOTTS, DARRELL ARMSTRONG, DWANE CASEY, BRAD DAVIS, AL WHITLEY

MIDDLE ROW L-R DON KALKSTEIN, GARY BOREN, BRANDON BASS, JERRY STACKHOUSE, DIRK NOWITZKI, ERICK DAMPIER, JAMES SINGLETON, RYAN HOLLINS, DEVEAN GEORGE, JOSH HOWARD, KEITH GRANT, CASEY SMITH, ROBERT HACKETT

BOTTOM ROW L-R JASON TERRY, MATT CARROLL, GERALD GREEN, RICK CARLISLE, TERDEMA USSERY, ANTOINE WRIGHT, JASON KIDD, JOSE BAREA

SEASON NOTEBOOK

Won 50, lost 32 (third, Southwest)...In 2008, Rick Carlisle took over the reins as the ninth head coach of the Dallas Mavericks...Carlisle led the Mavericks to a 50-32 record and their ninth consecutive 50-win season...for the fourth time in his career, Dirk Nowitzki earned All-NBA First Team honors while also being named to his eighth consecutive All-Star Team...Nowitzki led the Mavericks with averages of 25.9 points and 8.4 rebounds...Jason Terry would average 19.4 points off the bench and lay claim to the NBA's Sixth Man of the Year award... Dallas would earn the sixth seed in the Western Conference Playoffs and defeat San Antonio in the opening round, 4-1, before eventually falling 4-1 to the Denver Nuggets in the Conference semifinals.

	G	GS	MIN	FG	FGA	PCT	3FG	3FGA	PCT	FT	FTA	PCT	OFF	DEF	TOT	AST	PF	DQ	STL	TO	BLK	PTS	AVG
Nowitzki	81	81	3050	774	1616	.479	61	170	.359	485	545	.890	88	593	681	197	176	1	61	157	63	2094	25.9
Terry	74	11	2491	541	1168	.463	167	456	.366	198	225	.880	39	138	177	251	141	0	97	119	20	1447	19.6
Howard	52	51	1663	353	783	.451	58	168	.345	172	220	.782	59	204	263	83	135	1	55	89	30	936	18.0
Kidd	81	81	2886	257	618	.416	131	323	.406	86	105	.819	85	415	500	702	168	1	160	185	39	731	9.0
Bass	81	0	1574	252	508	.496	0	6	.000	182	210	.867	129	238	367	43	140	0	27	86	55	686	8.5
Barea	79	15	1600	246	557	.442	55	154	.357	70	93	.753	36	141	177	269	121	1	37	105	5	617	7.8
Wright	65	53	1552	179	431	.415	45	149	.302	71	95	.747	31	105	136	77	172	2	46	54	27	474	7.3
Dampier	80	80	1836	182	280	.650	0	0	---	90	141	.638	216	349	565	77	191	2	24	74	95	454	5.7
Green	38	12	376	79	180	.439	14	46	.304	27	32	.844	14	40	54	15	51	0	10	33	5	199	5.2
Singleton	62	6	884	117	221	.529	13	40	.325	67	78	.859	89	161	250	17	110	1	26	36	28	314	5.1
Stackhouse	10	1	162	16	60	.267	3	19	.158	7	7	1.000	5	12	17	12	6	0	4	9	1	42	4.2
George	43	17	708	54	142	.380	22	76	.289	17	22	.773	25	53	78	15	57	0	23	17	11	147	3.4
Hollins (TOT)	45	3	444	50	94	.532	0	0	---	43	72	.597	46	51	97	7	78	2	7	24	32	143	3.2
Hollins (DAL)	27	2	260	31	59	.525	0	0	---	17	33	.515	27	34	61	3	44	2	4	14	15	79	2.9
Carroll (TOT)	55	10	616	65	171	.380	13	53	.245	21	25	.840	7	62	69	27	67	0	21	33	6	164	3.0
Carroll (DAL)	21	0	141	9	33	.273	1	8	.125	6	6	1.000	2	12	14	3	14	0	3	7	1	25	1.2
Williams	15	0	170	16	56	.286	1	17	.059	9	11	.818	19	27	46	2	19	0	2	5	9	42	2.8
Diop	34	0	452	22	58	.379	0	0	---	12	29	.414	45	73	118	13	55	1	12	11	25	56	1.6
MAVERICKS	82	-	19805	3128	6770	.462	571	1632	.350	1516	1852	.819	909	2595	3504	1779	1600	12	591	1043	429	8343	101.7
OPPONENTS	82	-	19805	3071	6752	.455	517	1379	.375	1522	1907	.798	884	2509	3393	1611	1645	9	589	1064	334	8181	99.8





2007-2008

TOP ROW L-R ROBERT HACKETT, AL WHITLEY, DIONNE CALHOUN, KEITH GRANT, DONNIE NELSON, PAUL WESTPHAL, BILLY OWENS, POPEYE JONES, MARIO ELIE, JOE PRUNTY, BRAD DAVIS, CASEY SMITH, MIKE ROTH

MIDDLE ROW L-R ANTOINE WRIGHT, DIRK NOWITZKI, MALIK ALLEN, BRANDON BASS, JAMAAL MAGLOIRE, ERICK DAMPIER, JUWAN HOWARD, DEVEAN GEORGE, JOSH HOWARD

BOTTOM ROW L-R TYRONN LUE, JOSE BAREA, JASON TERRY, AVERY JOHNSON, TERDEMA USSERY, JASON KIDD, JERRY STACKHOUSE, EDDIE JONES

SEASON NOTEBOOK

Won 51, lost 31 (fourth, Southwest)...Donnie Nelson made waves when he pulled off a trade deadline deal that brought Jason Kidd back to the team that drafted him...in the exchange with New Jersey, the Mavs also acquired Malik Allen and Antoine Wright as they gave up Devin Harris, Trenton Hassell, Keith Van Horn, Maurice Ager, DeSagana Diop and two first-round picks...Dirk Nowitzki earned his seventh consecutive All-Star bid and was named All-NBA Second Team after leading the Mavs with averages of 23.6 points and 8.6 rebounds...the Mavericks went 16-13 with Kidd at point guard and secured the seventh seed in the Western Conference...Dallas would eventually fall 4-1 to the second-seeded New Orleans Hornets.

	G	GS	MIN	FG	FGA	PCT	3FG	3FGA	PCT	FT	FTA	PCT	OFF	DEF	TOT	AST	PF	DQ	STL	TO	BLK	PTS	AVG
Nowitzki	77	77	2769	630	1314	.479	79	220	.359	478	544	.879	95	564	659	266	198	0	51	160	71	1817	23.6
Jo. Howard	76	76	2757	567	1247	.455	67	210	.319	312	384	.813	120	412	532	164	202	1	59	114	32	1513	19.9
Terry	82	34	2579	471	1008	.467	136	363	.375	191	223	.857	30	178	208	264	170	1	88	92	18	1269	15.5
Harris	39	39	1184	187	387	.483	25	70	.357	161	196	.821	17	74	91	206	127	0	56	93	2	560	14.4
Kidd (Tot)	80	80	2906	305	793	.385	119	312	.381	135	165	.818	94	506	600	806	165	0	136	266	26	864	10.8
Kidd (Dal)	29	29	1011	104	244	.426	35	76	.461	44	54	.815	36	152	188	276	75	0	62	81	11	287	9.9
Stackhouse	58	13	1412	213	526	.405	60	184	.326	132	148	.892	33	100	133	145	82	0	28	86	10	618	10.7
Bass	79	1	1557	246	493	.499	0	4	.000	162	197	.822	120	227	347	58	150	0	22	82	48	654	8.3
Wright (Tot)	56	10	1231	136	329	.413	32	110	.291	46	67	.687	40	107	147	80	127	1	28	50	21	350	6.3
Wright (Dal)	15	0	176	21	42	.500	5	9	.556	5	9	.556	5	17	22	13	22	0	2	11	4	52	3.5
Dampier	72	64	1755	178	277	.643	0	0	—	84	146	.575	207	332	539	63	226	6	24	80	106	440	6.1
Lue (Tot)	50	3	736	113	253	.447	39	86	.453	25	32	.781	9	45	54	74	66	0	11	27	1	290	5.8
Lue (Dal)	17	0	173	27	57	.474	9	17	.529	1	4	.250	0	13	13	15	28	0	0	5	1	64	3.8
Allen (Tot)	73	16	1096	157	327	.480	1	2	.500	23	25	.920	66	130	196	44	149	1	19	45	31	338	4.6
Allen (Dal)	25	4	333	33	66	.500	0	0	—	11	12	.917	24	44	68	15	60	1	4	13	10	77	3.1
Barea	44	9	460	71	170	.418	21	54	.389	28	35	.800	4	43	47	58	48	0	14	35	1	191	4.3
Jones	47	33	922	66	180	.367	34	116	.293	10	14	.714	18	114	132	69	72	0	26	29	8	176	3.7
George	53	4	821	74	207	.357	22	68	.324	24	34	.706	28	109	137	35	90	1	19	24	13	194	3.7
Diop	52	18	894	67	115	.583	0	0	—	24	40	.600	111	159	270	26	100	1	20	42	63	158	3.0
Hassell	37	6	463	37	80	.463	1	4	.250	1	2	.500	11	33	44	26	55	0	9	14	1	76	2.1
Magloire (Tot)	31	2	286	18	55	.327	0	0	—	20	44	.455	19	70	89	7	50	0	1	30	10	56	1.8
Magloire (Dal)	7	0	27	3	6	.500	0	0	—	6	13	.462	1	7	8	0	8	0	1	7	0	12	1.7
Ager	12	3	77	5	27	.185	0	8	.000	5	6	.833	1	3	4	4	11	0	0	3	1	15	1.3
Ju. Howard	50	0	353	23	64	.359	0	0	—	11	14	.786	21	60	81	17	62	0	5	17	2	57	1.1
Fazekas	4	0	9	2	5	.400	0	0	—	0	0	—	1	2	3	0	0	0	0	0	0	4	1.0





2006-2007

TOP ROW L-R DIONNE CALHOUN, KEITH GRANT, BERNARD GRIFFITH, SAM VINCENT, POPEYE JONES, DEL HARRIS, JOE PRUNTY, GARY BOREN, DONNIE NELSON, TERDEMA USSERY

MIDDLE ROW L-R ROBERT HACKETT, CASEY SMITH, JOSH HOWARD, DIRK NOWITZKI, KEVIN WILLIS, ERICK DAMPIER, DESAGANA DIOP, DJ MBENGA, AUSTIN CROSHERE, POPS MENSAH-BONSU, DEVEAN GEORGE, BRAD DAVIS, AL WHITLEY, MIKE ROTH

BOTTOM ROW L-R MAURICE AGER, JASON TERRY, JOSE BAREA, AVERY JOHNSON, 2007 DR PEPPER HONORARY MAVERICK GARRETT WEEMS, DEVIN HARRIS, JERRY STACKHOUSE, GREG BUCKNER

SEASON NOTEBOOK

Won 67, lost 15 (first, Southwest)...the 2006-07 Mavericks secured their place in history with the franchise's best record ever, earning the first seed in the NBA Playoffs...Dallas faced eighth-seeded Golden State in the first-round of the playoffs and were upset 4-2 in the series...but their regular season accomplishments make them one of the best teams in NBA history...their .817 winning percentage ranked sixth all-time among NBA teams...they were also the sixth-fastest team in league history to reach the 50-win mark (59 games)...Dirk Nowitzki led his team with averages of 24.6 points, 8.9 rebounds and a career-high 3.4 assists, while setting career-bests in FG%, 3FG% and FT%...Nowitzki was rewarded for his efforts as he became the first player in Mavericks history to earn the MVP award...additionally, he was named First Team All-NBA and was the second Maverick (Jason Kidd) to start an All-Star game...Nowitzki was joined by Josh Howard as a Western Conference All-Star...Howard received the nod from NBA commissioner David Stern as a replacement for the Western Conference team...the two were the first pair of Mavericks to be named to the same All-Star team since 2003 (Nowitzki, Steve Nash).

	G	GS	MIN	FG	FGA	PCT	3FG	3FGA	PCT	FT	FTA	PCT	OFF	DEF	TOT	AST	PF	DQ	STL	TO	BLK	PTS	AVG
Nowitzki	78	78	2820	673	1341	.502	72	173	.416	498	551	.904	122	571	693	263	171	0	52	167	62	1916	24.6
Howard	70	69	2455	493	1075	.459	92	239	.385	243	294	.827	130	345	475	127	180	2	82	123	56	1321	18.9
Terry	81	80	2846	514	1063	.484	162	370	.438	160	199	.804	41	190	231	422	170	0	81	152	17	1350	16.7
Stackhouse	67	8	1615	280	654	.428	62	162	.383	182	215	.847	39	106	145	187	78	0	51	117	10	804	12.0
Harris	80	61	2081	292	593	.492	14	50	.280	215	261	.824	45	151	196	296	242	5	96	146	21	813	10.2
Dampier	76	73	1915	209	334	.626	0	0	-	119	191	.623	217	349	566	44	239	3	24	107	82	537	7.1
George	60	17	1283	146	370	.395	53	150	.353	36	48	.750	57	157	213	33	143	2	46	51	23	381	6.4
Buckner	76	11	1372	123	299	.411	32	103	.311	27	34	.794	35	123	158	70	152	0	47	40	7	305	4.0
Johnson	40	0	562	60	146	.411	11	29	.379	21	29	.724	13	35	48	78	68	0	16	31	1	152	3.8
Croshere	61	2	727	78	222	.351	26	91	.286	45	52	.865	33	153	186	44	68	0	14	33	6	227	3.7
Mensah-Bonsu	12	0	71	11	17	.647	0	0	-	7	18	.389	9	12	21	0	8	0	1	9	0	29	2.4
Willis	5	0	43	5	13	.385	0	0	-	2	2	1.000	2	6	8	1	11	0	2	2	1	12	2.4
Barea	33	1	191	28	78	.359	6	21	.286	16	24	.667	7	18	25	24	19	0	1	14	1	78	2.4
Diop	81	9	1480	71	151	.470	0	1	.000	48	86	.558	166	272	438	30	244	2	40	63	113	190	2.3
Ager	32	1	213	22	70	.314	5	15	.333	20	33	.606	1	20	21	7	27	0	4	15	3	69	2.2
Mbenga	21	0	79	5	16	.313	0	0	-	7	8	.875	3	8	11	6	17	0	3	5	5	17	0.8
Mavericks	82	-	19755	3010	6442	.467	535	1404	.381	1646	2045	.805	920	2515	3435	1632	1837	14	560	1140	408	8201	100.0
Opponents	82	-	19755	2790	6241	.447	375	1074	.349	1654	2216	.746	839	2286	3125	1471	1811	13	565	1190	312	7609	92.8





2005-2006

TOP ROW L-R GREG DREILING, DIONNE CALHOUN, CASEY SMITH, JOE PRUNTY, BERNARD GRIFFITH, DEL HARRIS, BRAD DAVIS, LARRY RILEY, ROBERT HACKETT, AL WHITLEY, GARY BOREN, ROLANDO BLACKMAN

MIDDLE ROW L-R JERRY STACKHOUSE, JOSH POWELL, DJ MBENGA, ERICK DAMPIER, PAVEL PODKOLZIN, KEITH VAN HORN, DIRK NOWITZKI, DESAGANA DIOP, JOSH HOWARD

BOTTOM ROW L-R MARQUIS DANIELS, ADRIAN GRIFFIN, DARRELL ARMSTRONG, HEAD COACH AVERY JOHNSON, OWNER MARK CUBAN, JASON TERRY, DEVIN HARRIS, RAWLE MARSHALL

SEASON NOTEBOOK

Won 60, lost 22 (second, Southwest)...the Mavericks entered the playoffs as the fourth seed and after victories over Memphis and San Antonio, respectively, the Mavs faced Phoenix in the Western Conference Finals...Dallas earned the right to play Miami in the NBA Finals with a six-game series win over the Suns...the first-time Western Conference Champs won the first two games of the Finals at home, then lost four straight to Miami to surrender the title...since the NBA adopted the 2-3-2 Finals format in 1985, the Mavs were the 10th team to win the first two games at home...the previous nine teams won the championship, while Dallas became just the third team in Finals history to drop the series after leading 2-0...for his efforts in his first full season as head coach of the Mavs, Avery Johnson was named the NBA's Coach of the Year...meanwhile, Dirk Nowitzki was named All-NBA First Team for the second consecutive season...the Mavs' 60-22 record tied for the best in franchise history...at home, Dallas went 34-7 overall and won 27 of their final 31 home games...along with the Spurs, Mavs became the only other team to have won 50+ games in each of the previous six seasons.

	G	GS	MIN	FG	FGA	PCT	3FG	3FGA	PCT	FT	FTA	PCT	OFF	DEF	TOT	AST	PF	DQ	STL	TO	BLK	PTS	AVG
Nowitzki	81	81	3089	751	1564	.480	110	271	.406	539	598	.901	115	613	728	226	164	1	58	156	83	2151	26.6
Terry	80	80	2798	516	1099	.470	171	416	.411	168	210	.800	31	127	158	306	196	1	100	135	27	1371	17.1
Howard	59	58	1915	350	743	.471	27	63	.429	196	267	.734	123	248	371	111	167	2	68	79	26	923	15.6
Stackhouse	55	11	1525	242	603	.401	36	130	.277	195	221	.882	32	121	153	160	96	1	37	121	10	715	13.0
Daniels	62	29	1766	246	512	.480	4	19	.211	138	183	.754	81	143	224	172	143	2	67	100	13	634	10.2
Harris	56	4	1275	190	405	.469	5	21	.238	169	236	.716	26	99	125	177	121	2	53	84	16	554	9.9
Van Horn	53	0	1090	164	387	.424	50	136	.368	94	113	.832	54	138	192	37	121	1	31	71	11	472	8.9
Dampier	82	36	1934	171	347	.493	0	0	-	127	215	.591	273	367	640	51	263	3	27	115	106	469	5.7
Griffin	52	45	1245	98	204	.480	0	2	.000	41	53	.774	75	152	227	89	113	1	51	39	9	237	4.6
Christie	7	7	185	9	26	.346	0	1	.000	8	12	.667	2	11	13	14	10	0	9	6	1	26	3.7
Marshall	23	9	241	24	60	.400	1	3	.333	22	29	.759	8	23	31	10	17	0	8	15	7	71	3.1
Podkolzin	1	0	18	0	2	.000	0	0	-	3	6	.500	0	7	7	0	0	0	0	2	1	3	3.0
Powell	37	2	429	37	81	.457	0	0	-	36	45	.800	28	53	81	9	52	0	7	22	4	110	3.0
Diop	81	45	1510	75	154	.487	1	2	.500	39	72	.542	145	229	374	23	253	3	44	36	146	190	2.3
Armstrong	62	2	622	43	128	.336	11	48	.229	33	42	.786	18	63	81	86	71	0	27	58	3	130	2.1
Mbenga	43	1	237	32	60	.533	0	1	.000	10	20	.500	19	37	56	2	47	0	6	16	25	74	1.7
Mavericks	82	-	19880	2948	6375	.462	416	1113	.374	1818	2322	.783	1030	2431	3461	1473	1834	17	593	1112	488	8130	99.1
Opponents	82	-	19880	2801	6319	.443	404	1120	.361	1626	2163	.752	935	2209	3144	1433	1958	13	536	1151	400	7632	93.1





2004-2005

TOP ROW L-R KELVIN UPSHAW, MARK BRYANT, GARY BOREN, LARRY RILEY, PRESIDENT/CEO TERDEMA USSERY, GREG DREILING, PAUL MOKESKI, HEAD COACH AVERY JOHNSON, DEL HARRIS, ROLANDO BLACKMAN, CHARLIE PARKER, HUBERT DAVIS, DON KALKSTEIN

MIDDLE ROW L-R OWNER MARK CUBAN, ERICK DAMPIER, DIRK NOWITZKI, PAVEL PODKOLZIN, SHAWN BRADLEY, KEITH VAN HORN, DJ MBENGA, ALAN HENDERSON, JOSH HOWARD, BRAD DAVIS

BOTTOM ROW L-R ASSISTANT ATHLETIC TRAINER DIONNE CALHOUN, HEAD ATHLETIC TRAINER CASEY SMITH, JERRY STACKHOUSE, JASON TERRY, DEVIN HARRIS, MICHAEL FINLEY, DARRELL ARMSTRONG, MARQUIS DANIELS, AL WHITLEY, ROBERT HACKETT. NOT PICTURED: TARIQ ABDUL-WAHAD

SEASON NOTEBOOK

Won 58, lost 24 (second, Southwest)...the Mavericks were eliminated in the Western Conference Semifinals by Phoenix...in the first-round of the playoffs, Dallas overcame an 0-2 deficit to defeat Houston...the Mavericks won Game 7 over the Rockets by 40 points, the largest margin of victory in any Game 7 in NBA history...on 3/19, Don Nelson resigned and Avery Johnson was named his successor...Johnson finished the season with a 16-2 mark, including nine straight wins to close the season and was named Western Conference Coach of the Month for April...Dallas finished the season with a 29-12 road mark, the best in franchise history...Dirk Nowitzki finished third in MVP voting and became the first Maverick to be named All-NBA First Team...he also became the first player to be named to the first team who did not attend an American high school or university...the Mavericks ranked fourth in the NBA in steals, which is the highest Dallas ever ranked in that category...the Mavericks led the league in defending the 3-pointer...Devin Harris was named Western Conference Rookie of the Month for November.

	G	GS	MIN	FG	FGA	PCT	3FG	3FGA	PCT	FT	FTA	PCT	OFF	DEF	TOT	AST	PF	DQ	STL	TO	BLK	PTS	AVG
Nowitzki	78	78	3020	663	1445	.459	91	228	.399	615	708	.869	96	661	757	240	219	1	97	176	119	2032	26.1
Finley	64	64	2358	387	907	.427	116	285	.407	113	136	.831	45	217	262	169	123	0	48	60	18	1003	15.7
Stackhouse	56	7	1617	274	662	.414	32	120	.267	253	298	.849	38	145	183	127	104	0	53	106	10	833	14.9
Howard	76	76	2446	377	793	.475	34	115	.296	170	232	.733	169	315	484	109	211	3	116	122	49	958	12.6
Terry	80	57	2401	372	743	.501	103	245	.420	146	173	.844	38	150	188	429	177	0	109	147	15	993	12.4
Van Horn (Tot)	62	16	1502	257	564	.456	54	142	.380	128	157	.815	89	205	294	75	170	2	36	81	21	696	11.2
Van Horn (Dal)	29	3	684	129	279	.462	24	64	.375	72	92	.783	34	95	129	34	88	1	15	34	10	354	12.2
Dampier	59	56	1609	202	367	.550	0	3	.000	138	228	.605	183	318	501	51	205	2	15	102	80	542	9.2
Daniels	60	17	1412	220	504	.437	7	35	.200	98	133	.737	87	129	216	128	124	0	83	86	14	545	9.1
Harris	76	19	1173	157	366	.429	44	131	.336	78	103	.757	28	74	102	169	139	0	77	82	19	436	5.7
Armstrong (Tot)	66	16	988	89	277	.321	28	111	.252	58	68	.853	35	80	115	178	92	2	45	67	8	264	4.0
Armstrong (Dal)	52	7	576	36	118	.305	11	41	.268	39	47	.830	19	48	67	113	62	1	30	39	6	122	2.3
Henderson	78	10	1203	116	220	.527	0	2	.000	41	76	.539	164	184	348	2	149	1	29	49	37	273	3.5
Bradley	77	14	885	84	186	.452	0	0	—	43	63	.683	70	144	214	15	153	1	25	33	63	211	2.7
Booth	34	1	262	34	79	.430	0	1	.000	14	16	.875	16	42	58	4	55	0	11	8	16	82	2.4
Dickau	4	0	16	1	8	.125	1	3	.333	2	3	.667	0	1	1	1	1	0	0	1	0	5	1.3
Mbenga	15	1	58	6	14	.429	0	0	—	3	4	.750	3	5	8	0	13	0	0	5	5	15	1.0
Podkolzin	5	0	10	0	0	—	0	0	—	1	2	.500	0	2	2	0	4	0	0	2	0	1	0.2
Mavericks	82	-	19730	3058	6691	.457	463	1273	.364	1826	2314	.789	990	2530	3520	1610	1827	10	708	1102	461	8405	102.5
Opponents	82	-	19730	2941	6712	.438	451	1366	.330	1601	2123	.754	1072	2467	3539	1714	1899	13	584	1278	399	7934	96.8





2003-2004

TOP ROW L-R PRESIDENT/CEO TERDEMA USSERY, PAUL MOKESKI, ROLANDO BLACKMAN, DEL HARRIS, GM/HEAD COACH DON NELSON, DONN NELSON, LARRY RILEY, CHARLIE PARKER, DON KALKSTEIN, OWNER MARK CUBAN

MIDDLE ROW L-R BRAD DAVIS, DANNY FORTSON, EDUARDO NAJERA, ANTAWN JAMISON, DIRK NOWITZKI, SHAWN BRADLEY, SCOTT WILLIAMS, ANTOINE WALKER, JOSH HOWARD, ROBERT HACKETT

BOTTOM ROW L-R ASSISTANT ATHLETIC TRAINER STEVE SMITH, HEAD ATHLETIC TRAINER ROGER HINDS, MICHAEL FINLEY, TRAVIS BEST, TONY DELK, JON STEFANSSON, STEVE NASH, MARQUIS DANIELS, DWAYNE WILSON, AL WHITLEY. NOT PICTURED: TARIQ ABDUL-WAHAD

SEASON NOTEBOOK

Won 52, lost 30 (third, Midwest)...the Mavericks were the fifth seed in the Western Conference and lost 4-1 in the first-round of the playoffs to the Sacramento Kings...Dallas finished the regular season with a 36-5 record at home, the best in franchise history...the Mavericks won 10 in a row at American Airlines Center to start the season...with a win on 12/15 vs. Toronto, Head Coach Don Nelson surpassed Pat Riley for second place on the all-time coaching wins list...Dirk Nowitzki earned All-NBA Third Team honors and was selected as an All-Star reserve...Antawn Jamison was named the NBA's Sixth Man of the Year while Marquis Daniels and Josh Howard made the All-Rookie Second Team...on 11/17 vs. Portland, Steve Nash recorded the first triple-double in American Airlines Center history (14 points, 12 assists and 10 rebounds)...Dallas led the league in scoring (105.2 ppg), free throw percentage (79.6%), offensive rebounds (14.4 orgpg) and fewest turnovers (12.2 tpg)...on 12/12, Dallas ended a 26-game road losing streak to the Los Angeles Lakers...the last Maverick win against the Lakers in Los Angeles was on 12/12/90.

	G	GS	MIN	FG	FGA	PCT	3FG	3FGA	PCT	FT	FTA	PCT	OFF	DEF	TOT	AST	PF	DQ	STL	TO	BLK	PTS	AVG
Nowitzki	77	77	2915	605	1310	.462	99	290	.341	371	423	.877	90	580	670	207	216	3	92	135	104	1680	21.8
Finley	72	72	2778	514	1159	.443	150	370	.405	164	193	.850	78	247	325	212	118	0	84	83	39	1342	18.6
Jamison	82	2	2376	488	913	.535	16	40	.400	220	294	.748	233	287	520	70	174	2	83	81	30	1212	14.8
Nash	78	78	2612	397	845	.470	104	257	.405	230	251	.916	59	173	232	687	139	0	67	209	8	1128	14.5
Walker	82	82	2840	483	1129	.428	82	305	.269	103	186	.554	198	486	684	369	212	3	65	202	65	1151	14.0
Howard	67	29	1589	229	532	.430	20	66	.303	97	138	.703	149	219	368	97	168	6	69	67	54	575	8.6
Daniels	56	15	1039	203	411	.494	11	36	.306	60	78	.769	66	80	146	116	51	0	53	44	12	477	8.5
Delk	33	11	509	70	184	.380	20	66	.303	37	44	.841	16	43	59	28	46	0	27	17	7	197	6.0
Williams (Tot)	43	21	527	90	186	.484	2	3	.667	16	27	.593	38	94	132	17	95	0	20	16	16	198	4.6
Williams (Dal)	27	11	260	37	85	.435	0	1	.000	7	14	.500	15	45	60	11	50	0	5	10	9	81	3.0
Fortson	56	20	625	71	139	.511	0	0	-	75	92	.815	114	136	250	9	148	0	12	37	11	217	3.9
Bradley	66	5	773	89	188	.473	0	1	.000	41	49	.837	72	101	173	20	130	1	33	17	74	219	3.3
Najera	58	7	720	72	162	.444	2	4	.500	30	46	.652	67	89	156	25	90	1	35	29	19	176	3.0
Best	61	1	762	64	172	.372	3	20	.150	40	46	.870	17	51	68	112	66	0	31	33	4	171	2.8
N'diaye	3	0	7	0	1	.000	0	0	-	0	0	-	0	1	1	0	1	0	0	1	1	0	0.0
Mavericks	82	-	19805	3322	7230	.459	507	1456	.348	1475	1854	.796	1174	2538	3712	1963	1609	16	656	1000	437	8626	105.2
Opponents	82	-	19805	3133	6824	.459	534	1471	.363	1462	1960	.746	1009	2562	3571	1937	1690	11	582	1242	382	8262	100.8





2002-2003

TOP ROW L-R OWNER MARK CUBAN, GARY BOREN, LARRY RILEY, SIDNEY MONCRIEF, DONN NELSON, PAUL MOKESKI, GM/HEAD COACH DON NELSON, ROLANDO BLACKMAN, DEL HARRIS, DON KALKSTEIN, CHARLIE PARKER, PRESIDENT/CEO TERDEMA USSERY

MIDDLE ROW L-R ROBERT HACKETT, ANTOINE RIGAUDEAU, POPEYE JONES, DIRK NOWITZKI, SHAWN BRADLEY, EVAN ESCHMEYER, RAEF LAFRENTZ, WALT WILLIAMS, EDUARDO NAJERA, BRAD DAVIS


BOTTOM ROW L-R ASSISTANT ATHLETIC TRAINER STEVE SMITH, HEAD ATHLETIC TRAINER ROGER HINDS, TARIQ ABDUL-WAHAD, RAJA BELL, NICK VAN EXEL, MICHAEL FINLEY, STEVE NASH, AVERY JOHNSON, ADRIAN GRIFFIN, DWAYNE WILSON, AL WHITLEY

SEASON NOTEBOOK

Won 60, lost 22 (tied for first, Midwest)...Dallas finished with the best regular season record in franchise history and advanced to the Western Conference Finals for only the second time...Dirk Nowitzki was named to the All-NBA Second Team while Steve Nash was an All-NBA Third Team selection...both players were selected to play in the All-Star game in Atlanta...the Mavericks won their first 14 games of the season, falling one win shy of tying the NBA record...Don Nelson was named Western Conference Coach of the Month for November while Nash, Nowitzki and Michael Finley shared Player of the Month honors...Dallas was a league-best 27-14 on the road...the Mavericks led the league in scoring with 103.0 points a game and committed an NBA record-low 11.6 turnovers a game...Dallas recorded a franchise-high 41 regular season home sellouts...Nash set a franchise record for consecutive free throws made with 49...Nowitzki ranked sixth in the NBA in scoring (25.1 ppg) and joined Mark Aguirre as the only Maverick to record 2,000 or more points in a single season...Maverick opponents shot a franchise-low 43.8% from the floor.

	G-S	Min	Avg	Fg-Att	Pct	3Fg-Att	Pct	Ft-Att	Pct	Off	Def	Reb	Avg	Ast	Avg	Pf-D	Stl	To	Blk	Pts	Avg	Hi
Nowitzki	80-80	3117	39.0	690-1489	.463	148-390	.379	483-548	.881	81	710	791	9.9	239	3.0	206-2	111	152	82	2011	25.1	40
Finley	69-69	2642	38.3	507-1193	.425	119-322	.370	198-230	.861	107	295	402	5.8	205	3.0	105-0	76	114	21	1331	19.3	42
Nash	82-82	2711	33.1	518-1114	.465	111-269	.413	308-339	.909	63	171	234	2.9	598	7.3	134-0	85	192	6	1455	17.7	32
VanExel	73-1	2026	27.8	342-831	.412	118-312	.378	110-144	.764	35	173	208	2.8	312	4.3	86-1	42	123	4	912	12.5	35
LaFrentz	69-43	1611	23.3	266-514	.518	47-116	.405	60-88	.682	125	205	330	4.8	54	0.8	264-8	35	46	91	639	9.3	26
Bradley	81-39	1731	21.4	201-375	.536	0-1	.000	141-175	.806	151	325	476	5.9	54	0.7	242-5	65	67	170	543	6.7	16
Najera	48-12	1103	23.0	129-231	.558	0-1	.000	62-91	.681	90	133	223	4.6	47	1.0	129-1	40	23	22	320	6.7	16
Williams	66-1	1161	17.6	134-341	.393	64-171	.374	31-50	.620	53	154	207	3.1	59	0.9	141-0	42	35	26	363	5.5	18
Griffin	74-48	1373	18.6	146-337	.433	6-24	.250	27-32	.844	88	176	264	3.6	105	1.4	157-0	77	47	6	325	4.4	17
Abdul-Wahad	14-0	204	14.6	27-58	.466	0-1	.000	3-6	.500	14	26	40	2.9	21	1.5	26-0	6	7	3	57	4.1	12
Johnson	48-0	430	9.0	63-150	.420	0-2	.000	30-39	.769	10	21	31	0.6	64	1.3	26-0	15	29	1	156	3.3	12
Bell	75-32	1173	15.6	93-211	.441	21-51	.412	23-34	.676	47	98	145	1.9	57	0.8	134-1	52	43	8	230	3.1	13
Jones	26-0	222	8.5	24-62	.387	0-0	—	5-11	.455	29	30	59	2.3	8	0.3	31-0	5	15	1	53	2.0	11
Rigaudeau	11-0	91	8.3	8-35	.229	1-5	.200	0-0	—	4	4	8	0.7	6	0.5	11-0	3	6	0	17	1.5	6
Eschmeyer	17-3	135	7.9	7-19	.368	0-0	—	3-4	.750	10	19	29	1.7	6	0.4	35-1	10	6	7	17	1.0	5
Strickland*	4-0	13	3.3	2-5	.400	0-0	—	0-0	—	5	2	7	1.8	0	0.0	1-0	0	1	0	4	1.0	1
Harrington*	13-0	37	2.8	4-17	.235	1-3	.333	2-2	1.000	0	2	2	0.2	2	0.2	2-0	1	2	1	11	0.8	5
Mavericks	82	19780	—	3161-6982	.453	636-1668	.381	1486-1793	.829	912	2544	3456	42.1	1837	22.4	1730-19	665	949	449	8444	103.0	129
Opponents	82	19780	—	2926-6687	.438	477-1401	.340	1477-2032	.727	1045	2682	3727	45.5	1781	21.7	1746-18	547	1316	322	7806	95.2	126





2001-2002

TOP ROW L-R OWNER MARK CUBAN, ROLANDO BLACKMAN, SIDNEY MONCRIEF, DONN NELSON, GM/HEAD COACH DON NELSON, DEL HARRIS, CHARLIE PARKER, PAUL MOKESKI, PRESIDENT/CEO TERDEMA USSERY
MIDDLE ROW L-R BRIAN ZETTLER, BRETT BRUNGARDT, DWAYNE WILSON, TARIQ ABDUL-WAHAD, DANNY MANNING, DIRK NOWITZKI, SHAWN BRADLEY, WANG ZHIZHI, EVAN ESCHMEYER, RAEF LAFRENTZ, EDUARDO NAJERA, CHAD LEWIS
BOTTOM ROW L-R HEAD ATHLETIC TRAINER ROGER HINDS, ADRIAN GRIFFIN, JOHNNY NEWMAN, STEVE NASH, MICHAEL FINLEY, AVERY JOHNSON, GREG BUCKNER, NICK VAN EXEL, ASSISTANT ATHLETIC TRAINER STEVE SMITH

SEASON NOTEBOOK

Won 57, lost 25 (second, Midwest)...Dallas made its second-straight postseason appearance, sweeping Minnesota 3-0 in the first-round before falling to Sacramento 4-1 in the conference semifinals...Dirk Nowitzki was named to the All-NBA Second Team while Steve Nash was named an All-NBA Third Team selection...both players were also members of the Western Conference All-Star Team, coached by Don Nelson...on 12/29/01, Nelson became just the third coach in NBA history to record 1,000 career wins...the Mavericks had the best road record in the NBA, tallying a then franchise-high 27 road wins...Dallas led the league in scoring (105.2 ppg) while also committing an NBA record-low 12.1 turnovers per game...the Mavs had three players win the Western Conference Player of the Week award: Nash (12/10-12/16/01), Nowitzki (1/21-1/27/02) and Finley (4/8-4/14/02)...Raef LaFrentz became the third player in league history to register 100 3-pointers and 100 blocks in the same season.

	G-S	Min	Avg	Fg-Att	Pct	3Fg-Att	Pct	Ft-Att	Pct	Off	Def	Reb	Avg	Ast	Avg	Pf-D	Stl	To	Blk	Pts	Avg	Hi
Nowitzki	76-76	2891	38.0	600-1258	.477	139-350	.397	440-516	.853	120	635	755	9.9	186	2.4	222-2	83	145	77	1779	23.4	40
Finley	69-69	2754	39.9	569-1228	.463	76-224	.339	210-251	.837	90	270	360	5.2	230	3.3	144-1	65	117	25	1424	20.6	39
Van Exel (Tot)	72-46	2496	34.7	501-1226	.409	119-350	.340	201-251	.801	28	226	254	3.5	478	6.6	104-0	44	156	11	1322	18.4	44
Van Exel (Dal)	27-2	757	28.0	129-314	.411	34-98	.347	65-77	.844	9	76	85	3.1	113	4.2	35-0	14	40	4	357	13.2	27
Nash	82-82	2837	34.6	525-1088	.483	156-343	.455	260-293	.887	50	204	254	3.1	634	7.7	164-0	53	229	4	1466	17.9	39
LaFrentz (Tot)	78-76	2455	31.5	421-920	.458	104-268	.388	105-151	.695	176	403	579	7.4	89	1.1	281-11	55	94	213	1051	13.5	30
LaFrentz (Dal)	27-25	787	29.1	114-261	.437	29-95	.305	35-46	.761	59	141	200	7.4	29	1.1	108-6	24	34	60	292	10.8	30
Johnson (Tot)	68-13	1352	19.9	207-432	.479	0-5	.000	121-163	.742	14	55	69	1.0	286	4.2	86-0	40	76	9	535	7.9	23
Johnson (Dal)	17-0	152	8.9	21-49	.429	0-0	.000	12-17	.706	0	5	5	0.3	28	1.6	17-0	5	9	1	54	3.2	15
Griffin	58-34	1383	23.8	179-359	.499	16-54	.296	41-49	.837	68	161	229	3.9	106	1.8	142-2	75	42	12	415	7.2	23
Najera	62-11	1357	21.9	150-300	.500	0-2	.000	100-148	.676	149	193	342	5.5	38	0.6	156-2	56	40	30	400	6.5	19
Buckner	44-16	885	20.1	104-198	.525	5-16	.313	40-58	.690	67	106	173	3.9	48	1.1	124-1	31	27	19	253	5.8	18
Abdul-Wahad (Tot)	24-12	441	18.4	55-147	.374	1-2	.500	24-33	.727	41	43	84	3.5	24	1.0	56-1	20	27	10	135	5.6	14
Abdul-Wahad (Dal)	4-0	24	6.0	0-2	.000	0-0	.000	0-1	.000	2	4	6	1.5	2	0.5	5-0	2	3	1	0	0.0	0
Wang	55-0	600	10.9	109-248	.440	48-116	.414	42-57	.737	19	92	111	2.0	22	0.4	84-0	11	25	18	308	5.6	18
Newman	47-17	724	15.4	67-148	.453	22-57	.386	42-58	.724	9	40	49	1.0	14	0.3	88-2	29	21	4	198	4.2	17
Bradley	53-16	757	14.3	78-163	.479	0-1	.000	59-64	.922	53	123	176	3.3	20	0.4	128-3	28	25	64	215	4.1	15
Manning	41-10	552	13.5	71-149	.477	1-7	.143	22-33	.667	25	83	108	2.6	30	0.7	80-0	21	25	21	165	4.0	13
Eschmeyer	31-6	299	9.6	21-50	.420	0-0	.000	20-33	.606	35	63	98	3.2	9	0.3	60-1	10	16	9	62	2.0	6
Bell (Tot)	7-0	44	6.3	3-11	.273	0-6	.000	2-2	1.000	2	3	5	0.7	2	0.3	3-0	0	5	0	8	1.1	4
Bell (Dal)	2-0	2	1.0	0-0	.000	0-0	.000	0-0	.000	0	1	1	0.5	0	0.0	0-0	0	0	0	0	0.0	0
Howard*	53-44	1659	31.3	270-585	.462	0-1	.000	144-191	.754	138	252	390	7.4	93	1.8	170-1	28	78	30	684	12.9	36
Hardaway*	54-2	1276	23.6	179-494	.362	95-279	.341	65-78	.833	13	84	97	1.8	201	3.7	84-0	40	73	8	518	9.6	21
Harvey*	18-0	162	9.0	14-26	.538	0-0	.000	10-22	.455	12	34	46	2.6	5	0.3	27-0	4	8	5	38	2.1	12
Martin*	3-0	22	7.3	0-10	.000	0-2	.000	1-2	.500	0	1	1	0.3	3	0.3	4-0	2	1	0	1	0.3	1
Mavericks	82	19880	-	3200-6930	.462	621-1645	.378	1608-1994	.806	918	2568	3486	42.5	1811	22.1	1842-21	581	992	392	8629	105.2	141
Opponents	82	19880	-	3094-6851	.452	452-1293	.350	1640-2184	.751	1065	2600	3665	44.7	1865	22.7	1788-16	589	1155	377	8280	101.0	140





2001-02 SEASON STATISTICS & RESULTS

No	Date	H-R	W-L	Opponent	Score	Home Record	Road Record	Total Record	Sk	Dallas Hi Scorer	Pt	Dallas Hi Rebr	Rb	Dallas Hi Assists	Ast	Opponent Hi Scorer	Pt	Attend
1	10/30	H	W	Detroit	94-87	1-0	0-0	1-0	W1	Finley	34	Nowitzki	10	Nash	11	Stackhouse	27	19,200
2	11/1	R	W	Philadelphia	99-92	1-0	1-0	2-0	W2	Nowitzki	30	Nowitzki	13	Hardaway	7	Harping	21	20,230
3	11/2	R	L	Toronto	92-109	1-0	1-1	2-1	L1	Finley/Hardaway	17	Howard	11	Nash/Hardaway	5	Carter	25	19,800
4	11/4	R	W	Memphis	94-85	1-0	2-1	3-1	W1	Howard	36	Manning	11	Finley/Hardaway	5	Wright	33	13,177
5	11/6	H	W	Charlotte	110-92	2-0	2-1	4-1	W2	Nowitzki	34	Nowitzki	10	Nash	6	Campbell	17	16,905
6	11/8	H	W	Denver	105-91	3-0	2-1	5-1	W3	Nowitzki	33	Najera	10	Nash	12	Rider	19	17,471
7	11/10	H	L	Philadelphia	91-98	3-1	2-1	5-2	L1	Nowitzki	25	Howard/Nowitzki	10	Nash	10	Coleman	24	19,857
8	11/14	R	W	Cleveland	107-94	3-1	3-1	6-2	W1	Nowitzki	28	Howard	10	Nash	12	Jones	20	12,414
9	11/15	R	L	Detroit	89-115	3-1	3-2	6-3	L1	Finley	19	Howard	8	Nash/Martin	3	Stackhouse	28	13,445
10	11/17	R	L	Houston	87-124	3-1	3-3	6-4	L2	Nash	21	Buckner	10	Finley/Nash	4	Francis	33	11,978
11	11/20	H	L	Seattle	97-105	3-2	3-3	6-5	L3	Finley	26	Howard	13	Nowitzki/Nash	6	Payton	25	18,949
12	11/21	R	W	Charlotte	89-78	3-2	4-3	7-5	W1	Finley	22	Nowitzki	11	Nash	6	Campbell	19	8,932
13	11/23	R	W	Miami	104-94	3-2	5-3	8-5	W2	Nowitzki	33	Nowitzki	11	Nash	9	Jones	22	15,468
14	11/24	H	W	Phoenix	119-104	4-2	5-3	9-5	W3	Nowitzki	32	Howard	13	Nash	9	Marbury	31	19,869
15	11/27	H	W	Golden State	116-106	5-2	5-3	10-5	W4	Finley	39	G'n/N'zki/Nash	7	Nash	9	Jamison	32	17,110
16	11/29	H	L	Sacramento	98-110	5-3	5-3	10-6	L1	Nowitzki	29	Nowitzki	11	Nash	8	Stojakovic	32	18,384
17	12/1	R	W	Golden State	111-82	5-3	6-3	11-6	W1	Nowitzki	21	Finley	10	Nash	8	Fortson	17	14,122
18	12/2	R	W	Sacramento (Ot)	120-114	5-3	7-3	12-6	W2	Nowitzki	32	Nowitzki	14	Finley	7	Stojakovic	31	17,317
19	12/5	R	L	L.A. Lakers	94-98	5-3	7-4	12-7	L1	Nowitzki	33	Nowitzki	14	Nash	13	O'Neal	46	18,997
20	12/8	H	L	Washington	95-102	5-4	7-4	12-8	L2	Finley	32	Howard	6	Nash	10	Jordan	21	20,241
21	12/10	R	L	Utah	98-107	5-4	7-5	12-9	L3	Nowitzki	27	Nowitzki	10	Nash	8	Malone	30	18,097
22	12/11	H	W	Portland	105-103	6-4	7-5	13-9	W1	Nash	39	Howard/Najera	9	Nash	7	Wells	21	17,029
23	12/13	H	W	Cleveland	102-82	7-4	7-5	14-9	W2	Finley	22	Griffin	11	Nash/Hardaway	7	Murray	23	17,408
24	12/15	H	W	Minnesota	125-117	8-4	7-5	15-9	W3	Finley	30	Nowitzki	15	Nash	7	Szczerbiak	27	19,485
25	12/18	R	W	Minnesota	107-103	8-4	8-5	16-9	W4	Finley	26	Nowitzki	15	Finley/Nash	5	Billups	23	17,079
26	12/20	H	W	Milwaukee	113-101	9-4	8-5	17-9	W5	Finley/Nash	33	Nowitzki	12	Finley/Nash	8	Allen/Robinson	21	19,780
27	12/22	H	W	Orlando	102-80	10-4	8-5	18-9	W6	Hardaway	18	Najera	10	Hardaway/Nash	5	Miller	20	19,920
28	12/26	R	W	San Antonio (Ot)	126-123	10-4	9-5	19-9	W7	Finley	28	Nowitzki	11	Finley	6	Duncan	53	20,667
29	12/27	H	W	Chicago	89-74	11-4	9-5	20-9	W8	Nowitzki	24	Najera	14	Nash	14	Mercer	19	20,018
30	12/29	H	W	Atlanta	113-97	12-4	9-5	21-9	W9	Nowitzki	35	Nowitzki	12	Nash	10	Abdur-Rahim	21	20,032
31	1/2	R	W	Chicago	107-97	12-4	10-5	22-9	W10	Nash	24	Nowitzki	9	Nash	11	Artest	29	17,824
32	1/3	R	L	New York (Ot)	101-108	12-4	10-6	22-10	L1	Nowitzki	30	Nowitzki	16	Hardaway/Nash	7	Camby	26	19,763
33	1/5	H	L	San Antonio	103-105	12-5	10-6	22-11	L2	Nowitzki	28	Nowitzki	14	Hardaway/Nash	6	Duncan	29	20,123
34	1/8	H	W	Denver	95-94	13-5	10-6	23-11	W1	Nowitzki	27	Howard	9	Nash	8	Van Exel	31	19,617
35	1/10	H	W	New York	111-89	14-5	10-6	24-11	W2	Nowitzki	29	Nowitzki	13	Nash	11	Thomas	21	20,019
36	1/12	H	W	Indiana	111-102	15-5	10-6	25-11	W3	Nowitzki	31	Najera	13	Nash	11	Miller/Rose	18	20,071
37	1/14	R	L	Orlando	87-113	15-5	10-7	25-12	L1	Howard	26	Howard	8	Hardaway	4	McGrady	26	13,327
38	1/15	R	W	Atlanta	116-107	15-5	11-7	26-12	W1	Nowitzki	40	Nowitzki	11	Nash	10	Terry	46	8,214
39	1/17	R	W	Memphis	108-97	15-5	12-7	27-12	W2	Nowitzki	32	Buckner	9	Nash	10	Gasol	26	12,732
40	1/19	H	W	Utah	106-103	16-5	12-7	28-12	W3	Nowitzki	34	Buckner/Najera	9	Nash	9	Malone	28	20,146
41	1/21	H	W	New Jersey	113-105	17-5	12-7	29-12	W4	Nowitzki	39	Nowitzki	13	Hardaway	6	Harris	23	20,039
42	1/22	R	W	Houston	113-107	17-5	13-7	30-12	W5	Nash	31	Howard	13	Nash	10	Mobley	35	11,030
43	1/24	R	W	Denver	104-97	17-5	14-7	31-12	W6	Nowitzki	26	Howard	13	Nash	8	LaFrentz	24	16,045
44	1/26	R	W	L.A. Clippers	133-112	17-5	15-7	32-12	W7	Nowitzki	28	3 Players	7	Nash	11	Richardson	31	19,311
45	1/29	H	L	L.A. Clippers	100-117	17-6	15-7	32-13	L1	Nash/ Nowitzki	22	Griffin	10	Hardaway	7	Mcinnis	31	19,948
46	1/31	H	W	Houston	95-91	18-6	15-7	33-13	W1	Nash	33	Howard	16	Nash	8	Francis	30	19,939
47	2/3	H	L	L.A. Lakers	94-101	18-7	15-7	33-14	L1	Nash	20	Nowitzki	15	Nash	6	O'Neal	31	20,179
48	2/5	R	W	Indiana (2Ot)	141-140	18-7	16-7	34-14	W1	Nowitzki	38	Nowitzki	17	Nash	10	Rose	33	15,530
49	2/6	R	W	New Jersey	112-100	18-7	17-7	35-14	W2	Nowitzki	22	Nowitzki	9	Nash	12	Martin	26	16,179
50	2/12	R	W	Seattle	112-106	18-7	18-7	36-14	W3	Nash	28	Howard/Nowitzki	9	Nash	8	Lewis	25	14,405
51	2/13	R	L	Portland	103-114	18-7	18-8	36-15	L1	Nowitzki	27	Nowitzki	8	Nash	7	Wallace	24	19,341
52	2/16	R	L	L.A. Clippers	110-119	18-7	18-9	36-16	L2	Finley	23	Nowitzki	10	Nash	8	Piatkowski	36	19,120
53	2/17	R	W	Phoenix	105-92	18-7	19-9	37-16	W1	Nowitzki	20	Nowitzki	10	Nash	6	Marion	27	16,809
54	2/19	H	L	Minnesota	100-117	18-8	19-9	37-17	L1	Nash	24	Nowitzki	12	Hardaway/Nowitzki	5	Billups	36	20,035
55	2/21	H	W	Boston	98-92	19-8	19-9	38-17	W1	Nowitzki	33	Nowitzki	23	Nowitzki	8	Battie/Pierce	17	20,013
56	2/23	H	W	Sacramento	111-97	20-8	19-9	39-17	W2	Nash	28	Nowitzki	21	Nash/Van Exel	8	Webber	28	20,181
57	2/26	H	W	Memphis	104-91	21-8	19-9	40-17	W3	Finley	30	Nowitzki	9	Finley	8	Battier	18	19,970
58	3/2	H	L	Miami	95-109	21-9	19-9	40-18	L1	Finley	25	Finley/Najera	7	Nash	7	Jones	26	20,140
59	3/3	R	W	Denver (Ot)	116-110	21-9	20-9	41-18	W1	Finley	30	Nowitzki	10	Nash	9	Howard	30	16,851
60	3/5	H	W	Phoenix	81-77	22-9	20-9	42-18	W2	Nowitzki	30	Nowitzki	20	Nash	9	Tsakalidis	15	19,745
61	3/7	H	W	Toronto	122-103	23-9	20-9	43-18	W3	Nowitzki	35	Najera	7	Nash	15	Carter	19	19,945
62	3/9	H	W	Golden State	107-105	24-9	20-9	44-18	W4	Finley	28	Nowitzki	11	Nash	8	Richardson	21	20,170
63	3/11	H	W	Seattle	119-108	25-9	20-9	45-18	W5	Finley	26	Nowitzki	12	Nash	9	Mason	25	20,090
64	3/14	R	L	Portland	106-132	25-9	20-10	45-19	L1	Nowitzki	19	Bradley/Najera	5	Johnson	7	Wallace	37	19,980
65	3/16	R	W	Golden State	117-100	25-9	21-10	46-19	W1	N'owitzki/LaFrentz	30	Nowitzki/Buckner	9	Nash	9	Jamison	20	16,423
66	3/17	R	L	L.A. Lakers	103-105	25-9	21-11	46-20	L1	Finley	21	Nowitzki/Finley	10	Van Exel	5	O'Neal	28	18,997
67	3/19	H	W	L.A. Lakers	114-98	26-9	21-11	47-20	W1	Nash	30	LaFrentz	13	Nash	5	O'Neal	32	20,112
68	3/21	H	L	San Antonio	102-105	26-10	21-11	47-21	L1	Nowitzki	29	Nowitzki	14	Nash	7	Duncan	32	20,133
69	3/23	H	W	Memphis	111-100	27-10	21-11	48-21	W1	Nowitzki	24	Najera	9	Johnson	6	Gasol	23	20,184
70	3/26	R	W	Milwaukee (Ot)	112-106	27-10	22-11	49-21	W2	Finley	36	Nowitzki	14	Nash	13	Thomas	22	18,465
71	3/28	R	L	Minnesota	111-11													



2000-2001

TOP ROW L-R GREG DREILING, MORLON WILEY, BRIAN ZETTLER, CHARLIE PARKER, PRESIDENT/CEO TERDEMA USSERY, GENERAL MANAGER/HEAD COACH DON NELSON, DEL HARRIS, OBINNA EKEZIE, JUWAN HOWARD, DIRK NOWITZKI, SHAWN BRADLEY, WANG ZHIZHI, CALVIN BOOTH, MARK BRYANT, ROLANDO BLACKMAN, KIKI VANDEWEGHE, DONN NELSON, OWNER MARK CUBAN, SIDNEY MONCRIEF, BRETT BRUNGARDT, BRAD DAVIS

BOTTOM ROW L-R TRAINER ROGER HINDS, ASSISTANT TRAINER STEVE SMITH, EDUARDO NAJERA, GARY TRENT, VERNON MAXWELL, MICHAEL FINLEY, STEVE NASH, GREG BUCKNER, HOWARD EISLEY, DONNELL HARVEY, CHAD LEWIS, DWAYNE WILSON

SEASON NOTEBOOK

Won 53, lost 29 (second, Midwest)...Dirk Nowitzki became only the second player in league history to have more than 100 3-pointers (151) made and 100 blocks (101) in a season (Robert Horry, 1995-1996)...the Mavericks ended the longest playoff drought in the NBA by making their first postseason appearance in 11 years...after becoming just the sixth team in playoff history to erase a 0-2 deficit and win a five-game series over the Jazz, Dallas fell in the conference semifinals 4-1 to San Antonio...the Mavericks posted the second-best improvement in the win column in the NBA (+13), behind only the Clippers (+16)...the Mavericks finished the regular season as the only team in the league to finish in the top five in all of the following categories: points per game (100.5, 4th), field goal percentage (45.9%, 5th), free throw percentage (79.4%, 2nd) and 3-point field goal percentage (38.1%, 4th)...it was the first 50-win season in 13 years...the team recorded 25 road wins and its first-ever winning road record.

	G-S	Min	Avg	Fg-Att	Pct	3Fg-Att	Pct	Ft-Att	Pct	Off	Def	Reb	Avg	Ast	Avg	Pf-D	Stl	To	Blk	Pts	Avg	Hi
Nowitzki	82-82	3125	38.1	591-1247	.474	151-390	.387	451-538	.838	119	635	754	9.2	173	2.1	245-1	79	156	101	1784	21.8	38
Finley	82-82	3443	42.0	711-1552	.458	91-263	.346	252-325	.775	109	316	425	5.2	360	4.4	174-2	118	190	32	1765	21.5	38
Howard (Tot)	81-81	2974	36.7	583-1218	.479	0-3	.000	296-383	.773	171	401	572	7.1	224	2.8	292-2	75	242	37	1462	18.0	35
Howard (Dal)	27-27	993	36.8	191-391	.488	0-3	.000	99-127	.780	50	143	193	7.1	70	2.6	106-1	29	73	16	481	17.8	32
Nash	70-70	2387	34.1	386-792	.487	89-219	.406	231-258	.895	46	177	223	3.2	509	7.3	158-0	72	205	5	1092	15.6	31
Eisley	82-40	2426	29.6	265-675	.393	107-269	.398	104-126	.825	23	174	197	2.4	295	3.6	218-3	99	102	12	741	9.0	27
Bradley	82-35	2001	24.4	219-447	.490	1-6	.167	140-178	.787	160	448	608	7.4	38	0.5	256-6	36	88	228	579	7.1	22
Buckner	37-9	820	22.2	84-192	.438	2-7	.286	59-81	.728	60	97	157	4.2	49	1.3	118-2	33	27	9	229	6.2	15
Booth (Tot)	55-29	933	17.0	120-252	.476	0-0	.000	53-78	.679	77	169	246	4.5	42	0.8	146-1	29	53	111	293	5.3	18
Booth (Dal)	15-7	293	19.5	46-84	.548	0-0	.000	20-33	.606	24	48	72	4.8	19	1.3	55-0	12	17	30	112	7.5	12
Wang	5-0	38	7.6	8-19	.421	0-2	.000	8-10	.800	1	6	7	1.4	0	0.0	8-0	0	1	0	24	4.8	13
Maxwell (Tot)	43-6	660	15.3	73-223	.327	34-111	.306	21-32	.656	4	62	66	1.5	49	1.1	64-0	21	35	3	201	4.7	15
Maxwell (Dal)	19-0	285	15.0	31-98	.316	13-47	.277	6-10	.600	1	28	29	1.5	20	1.1	31-0	9	17	3	81	4.3	11
Trent	33-4	319	9.7	57-130	.438	0-1	.000	19-36	.528	39	53	92	2.8	10	0.3	52-0	13	22	8	133	4.0	10
Najera	40-4	431	10.8	58-111	.523	1-3	.333	14-33	.424	41	54	95	2.4	27	0.7	48-0	13	17	8	131	3.3	10
Ekezie (Tot)	33-0	281	8.5	32-81	.395	0-0	.000	37-53	.698	31	47	78	2.4	9	0.3	48-0	5	14	5	101	3.1	13
Ekezie (Dal)	4-0	8	2.0	0-4	.000	0-0	.000	0-0	.000	0	2	2	0.5	0	0.0	0-0	0	0	0	0	0.0	0
Harvey	18-0	65	3.6	8-14	.571	0-0	.000	6-16	.375	6	14	20	1.1	2	0.1	15-0	3	7	1	22	1.2	5
Bryant	18-1	101	5.6	8-20	.400	0-0	.000	3-5	.600	4	17	21	1.2	3	0.2	29-1	1	5	2	19	1.1	6
Laettner*	53-35	930	17.5	165-323	.511	1-3	.333	67-82	.817	75	137	212	4.0	67	1.3	159-1	40	70	27	398	7.5	17
Davis*	51-7	1261	24.7	139-314	.443	58-133	.436	35-41	.854	18	91	109	2.1	61	1.2	92-0	29	56	1	371	7.3	32
Alexander*	38-6	472	12.4	62-178	.348	3-10	.300	33-45	.733	20	43	63	1.7	21	0.6	76-1	16	21	3	160	4.2	20
Vaught*	37-1	392	10.6	55-121	.455	0-0	.000	4-6	.667	35	88	123	3.3	16	0.4	61-0	15	18	5	114	3.1	10
Curley*	5-0	15	3.0	1-4	.250	0-1	.000	1-4	.250	0	0	0	0.0	0	0.0	4-0	1	2	1	3	0.6	2
Mavericks	82	19805	-	3085-6716	.459	517-1357	.381	1552-1954	.794	831	2571	3402	41.5	1740	21.2	1907-18	618	1141	492	8239	100.5	122
Opponents	82	19805	-	2938-6693	.439	381-1140	.334	1631-2231	.731	1068	2623	3691	45.0	1778	21.7	1848-21	622	1273	379	7888	96.2	119





2000-01 SEASON STATISTICS & RESULTS

No	Date	H-R	W-L	Opponent	Score Dal-Opp	Home Record	Road Record	Total Record	Sk	Dallas Hi Scorer	Pt	Dallas Hi Rebr	Rb	Dallas Hi Assists	Ast	Opponent Hi Scorer	Pt	Attend
1	10/31	H	W	Milwaukee	97-93	1-0	0-0	1-0	W1	Finley	26	Buckner	11	Finley	8	Allen	26	16,600
2	11/2	H	W	Indiana	94-88	2-0	0-0	2-0	W2	Nash	18	Bradley	7	Nash	5	Best	30	11,750
3	11/4	H	L	Utah	106-112	2-1	0-0	2-1	L1	Nash	24	Bradley	14	Nash	12	Malone	35	16,500
4	11/6	R	W	Denver	108-96	2-1	1-0	3-1	W1	Finley	26	Finley/Nowitzki	6	Eisley	8	LaFrentz	23	11,190
5	11/8	H	L	Vancouver	74-101	2-2	1-0	3-2	L1	Laettner	17	Bradley	9	Eisley	5	Abdur-Rahim	22	11,500
6	11/10	H	W	San Antonio	79-77	3-2	1-0	4-2	W1	Finley	20	Nowitzki	10	Nash	7	Anderson	17	17,296
7	11/12	R	L	Sacramento	84-109	3-2	1-1	4-3	L1	Nowitzki	16	Vaught	8	Nash	4	Stojakovic	28	17,317
8	11/13	R	W	L.A. Clippers	90-76	3-2	2-1	5-3	W1	Bradley	22	Bradley/Nowitzki	8	Finley	5	Richardson	19	9,340
9	11/15	R	L	Phoenix	78-99	3-2	2-2	5-4	L1	Nash	19	Buckner	10	Nash	6	Marion/Rogers	19	16,652
10	11/17	R	W	Seattle	99-95	3-2	3-2	6-4	W1	Nowitzki	28	Nowitzki	14	Nash	9	Payton	22	12,285
11	11/18	R	W	Vancouver	91-88	3-2	4-2	7-4	W2	Davis/Nowitzki	20	Nowitzki	10	Nash	4	Harrington	23	13,301
12	11/20	R	W	Utah	107-98	3-2	5-2	8-4	W3	Finley	29	Nowitzki	14	Nash	17	Russell	17	18,869
13	11/21	H	L	Seattle	110-116	3-3	5-2	8-5	L1	Davis	32	Bradley	8	Nash	12	Payton	28	15,100
14	11/25	H	W	Denver	108-84	4-3	5-2	9-5	W1	Nowitzki	24	Nowitzki	13	Eisley/Finley	6	McDyess	19	16,234
15	11/28	H	W	Toronto	107-93	5-3	5-2	10-5	W2	Finley	32	Bradley/Vaught	7	Nash	10	Williamson	22	16,016
16	11/30	R	L	Portland	84-95	5-3	5-3	10-6	L1	Alexander	20	Nowitzki	9	Laettner	5	Wallace	28	19,980
17	12/2	R	W	Golden State	97-78	5-3	6-3	11-6	W1	Nowitzki	24	Bradley	14	Finley	10	Jamison	20	12,187
18	12/3	R	L	L.A. Lakers	97-99	5-3	6-4	11-7	L1	Nowitzki	25	Nowitzki	11	Eisley	10	Bryant	38	18,997
19	12/5	R	L	Houston	102-109	5-3	6-5	11-8	L2	Nowitzki	35	Nowitzki	12	Eisley	7	Francis	36	11,426
20	12/6	H	W	New York	94-85	6-3	6-5	12-8	W1	Finley	21	Nowitzki	14	Nash	6	Camby	18	14,551
21	12/8	H	W	Chicago	105-86	7-3	6-5	13-8	W2	Nash	22	Lv/Sb/Dn	7	Nash	5	El-Amin	18	16,600
22	12/10	R	W	New Jersey	99-73	7-3	7-5	14-8	W3	Nowitzki	31	Nowitzki	8	Eisley/Nash	6	Martin	18	10,654
23	12/12	R	L	Cleveland	87-92	7-3	7-6	14-9	L1	Nash	21	Finley	7	Nash	8	Ilgaukas	24	12,577
24	12/13	R	L	Indiana	92-97	7-3	7-7	14-10	L2	Eisley	27	Nowitzki	7	Nash	8	Rose	24	16,740
25	12/15	R	W	Philadelphia	112-94	7-3	8-7	15-10	W1	Nowitzki	36	Davis/Laettner	8	Nash	13	Iverson	26	18,563
26	12/17	R	W	Detroit	99-90	7-3	9-7	16-10	W2	Nowitzki	25	Bradley	8	Nash	9	Stackhouse	24	11,389
27	12/18	R	W	Boston	106-98	7-3	10-7	17-10	W3	Nowitzki	31	Bradley	6	Nash	14	Pierce	30	11,327
28	12/20	H	W	Portland	106-101	8-3	10-7	18-10	W4	Nowitzki	29	Bradley/Nowitzki	12	Nash	8	Stoudemire	22	17,750
29	12/22	H	L	L.A. Lakers	103-108	8-4	10-7	18-11	L1	Nowitzki	29	Nowitzki	10	Finley/Nash	8	Bryant	35	18,201
30	12/26	H	W	Seattle	114-93	9-4	10-7	19-11	W1	Finley	38	Nowitzki	11	Finley/Eisley/Nash	8	Payton	23	13,655
31	12/28	H	W	L.A. Clippers	105-96	10-4	10-7	20-11	W2	Finley	25	Nowitzki	15	Nash	8	Odum	21	14,260
32	12/30	H	L	Houston	99-114	10-5	10-7	20-12	L1	Finley	32	Finley	9	Nash	6	Mobley	24	18,187
33	1/3	H	L	Detroit	104-107	10-6	10-7	20-13	L2	Finley	35	Nowitzki	12	Nash	9	Stackhouse	33	12,789
34	1/5	R	W	Toronto	115-105	10-6	11-7	21-13	W1	Nowitzki	29	Bradley	14	Nash	8	Carter	33	19,800
35	1/6	R	W	Washington	103-85	10-6	12-7	22-13	W2	Nowitzki	28	Bradley	17	Nash	13	Three With	16	12,741
36	1/8	R	W	Chicago	104-91	10-6	13-7	23-13	W3	Finley	30	Finley/Nowitzki	10	Nash	8	Brand	23	21,344
37	1/10	R	W	Minnesota	106-86	10-6	14-7	24-13	W4	Nowitzki	28	Bradley/Laettner	9	Nash	11	Garnett	26	16,274
38	1/11	R	L	Milwaukee	94-102	10-6	14-8	24-14	L1	Nowitzki	30	Laettner	12	Eisley	4	Cassell	21	15,675
39	1/13	H	L	Phoenix	86-103	10-7	14-8	24-15	L2	Finley	27	Bradley	13	Finley	6	Marion	23	18,187
40	1/15	H	L	Sacramento	105-116	10-8	14-8	24-16	L3	Nowitzki	28	Nowitzki	11	Eisley	8	Webber	34	18,187
41	1/17	R	W	Charlotte	91-90	10-8	15-8	25-16	W1	Nowitzki	27	Vaught	10	Eisley	8	Mashburn	22	14,134
42	1/18	H	W	Orlando (Ot)	115-106	11-8	15-8	26-16	W2	Nowitzki	38	Nowitzki	17	Eisley	7	McGrady	34	13,355
43	1/20	H	W	Denver	97-79	12-8	15-8	27-16	W3	Nowitzki	27	Nowitzki	12	Eisley	10	Van Exel	16	18,187
44	1/23	H	L	Philadelphia	98-114	12-9	15-8	27-17	L1	Finley	27	Nowitzki	15	Finley/Nash	7	Iverson	30	18,187
45	1/25	H	W	Vancouver	120-83	13-9	15-8	28-17	W1	Nash	21	Nowitzki	10	Nash	7	Three With	13	12,690
46	1/27	R	L	Denver	100-102	13-9	15-9	28-18	L1	Finley	32	Nowitzki	14	Finley/Nowitzki	6	Willis/Van Exel	18	19,099
47	2/1	H	W	Miami (Ot)	95-91	14-9	15-9	29-18	W1	Finley	26	Bradley	13	Eisley	4	Mason	23	14,497
48	2/3	H	W	Golden State	101-95	15-9	15-9	30-18	W2	Nowitzki	23	Nowitzki	9	Eisley	8	Sura	28	18,187
49	2/5	R	W	Atlanta	91-81	15-9	16-9	31-18	W3	Eisley/Nowitzki	22	Nowitzki	11	Eisley/Laettner	4	Terry	21	10,771
50	2/7	R	L	New York (20t)	93-96	15-9	16-10	31-19	L1	Finley	21	Laettner	8	Finley	5	Sprewell	20	19,763
51	2/13	R	L	San Antonio	92-104	15-9	16-11	31-20	L2	Nowitzki	30	Nowitzki	10	Buckner	3	Duncan	28	17,705
52	2/15	H	W	Cleveland	102-81	16-9	16-11	32-20	W1	Finley/Nowitzki	17	Nowitzki	15	Eisley	5	Jackson/Miller	14	14,265
53	2/17	H	W	Washington	112-105	17-9	16-11	33-20	W2	Finley	26	Nowitzki	10	Nash	9	Howard	27	18,187
54	2/20	H	L	L.A. Lakers	109-119	17-10	16-11	33-21	L1	Nash	31	Nowitzki	8	Nash	7	O'Neal	29	18,287
55	2/22	H	W	Boston	98-91	18-10	16-11	34-21	W1	Nowitzki	23	Najera	12	Nash	12	Pierce	23	17,470
56	2/24	H	L	San Antonio	104-107	18-11	16-11	34-22	L1	Nash	29	Nowitzki	9	Nash	10	Duncan	31	18,187
57	2/26	R	W	L.A. Clippers	103-92	18-11	17-11	35-22	W1	Finley	23	Bradley	10	Nash	11	Odum	22	13,521
58	2/27	R	W	Vancouver	116-112	18-11	18-11	36-22	W2	Nowitzki	31	Nowitzki	6	Finley	11	Abdur-Rahim	36	12,977
59	3/3	H	W	Houston	100-95	19-11	18-11	37-22	W3	Finley	27	Nowitzki	13	Nash	7	Olajuwon	27	18,187
60	3/5	R	L	Orlando	81-95	19-11	18-12	37-23	L1	Nowitzki	22	Nowitzki	14	Nash	6	McGrady	23	13,636
61	3/7	R	W	Miami	93-86	19-11	19-12	38-23	W1	Nowitzki	29	Bradley/Howard	14	Nash	7	Mason	25	15,864
62	3/9	H	W	Golden State	102-73	20-11	19-12	39-23	W2	Nowitzki	32	Bradley	20	Finley/Nash	7	Jamison	16	18,187
63	3/11	H	W	L.A. Clippers	111-93	21-11	19-12	40-23	W3	Nowitzki	22	Bradley	11	Finley	8	Richardson	15	18,187
64	3/13	H	W	New Jersey	122-98	22-11	19-12	41-23	W4	Howard	27	Howard	9	Nash	11	Newman	18	15,934
65	3/15	H	W	Minnesota	103-83	23-11	19-12	42-23	W5	Finley	22	Nowitzki	14	Nash	7	Garnett	28	17,472
66	3/17	H	W	Phoenix	109-99	24-11	19-12	43-23	W6	Nowitzki	34	Howard	14	Finley	11	Kidd	32	18,187
67	3/20	H	L	Portland	88-96	24-12	19-12	43-24	L1	Finley	24	Nowitzki	13	Nash	9	Wallace	18	18,187
68	3/21	R	L	Minnesota	97-109	24-12	19-13	43-25	L2	Nowitzki	30	Bradley	7	Eisley	6	Garnett	28	18,101
69	3/24	H	W	Charlotte	103-100	25-12	19-13	44-25	W1	Finley	31	Bradley	12	Finley	7	Campbell/Wesley	25	18,187
70	3/26	R	W	Utah	98-90	25-12	20-13	45-25	W2	Finley	33	Nowitzki	13	Nash	9	Malone	21	19,911
71	3/28	R	W	Portland	94-84	25-12	21-13	46-25	W3	Howard	24	Nowitzki	14	Nash	8	Sabonis	19	20,580
72	3/30	R	L	L.A. Lakers	89-98	25-12	21-14	46-26	L1	Nowitzki	24	Nowitzki	9	Eisley	6	O'Neal	35	18,997
73	4/1	R	W	Sacramento	119-107	25-12	22-14	47-26	W1	Howard	32	Howard	12	Nash	12	Webber	27	17,317
74	4/3	R	W	Houston	109-97	25-12	23-14	48-26	W2	Finley	27	Nowitzki	9	Nash	9	Mobley	28	11,926
75	4/5	H	W	Atlanta	108-94	26-12	23-14	49-26	W3	Howard	20	Bradley	15	Eisley	7	Mohammed	23	18,187
76	4/7	H	L	Utah	103-116	26-13	23-14	49-27	L1	Howard	24	Nowitzki	9	Nash	11	Malone	31	18,187
77	4/10	R	L	San Antonio	79-91	26-13	23-15	49-28	L2	Finley	25	Booth	11	Nash	5	Robinson	34	25,682
78	4/11	R	L	Phoenix	106-111	26-13	23-16	49-29	L3	Finley	34	Nowitzki	11	Nash	5	Marion	38	19,023
79	4/13	H	W	Sacramento	101-97	27-13	23-16	50-29	W1	Finley	31	Bradley	15	Nash	5	Webber	24	18,187
80	4/15	R	W	Seattle (Ot)	107-99	27-13	24-16	51-29	W2	Finley	26	Nowitzki	15	Nash	6	Payton	23	15,194
81	4/16																	



1999-2000

TOP ROW L-R BRIAN ZETTLER, ASSISTANT COACH CHARLIE PARKER, PRESIDENT & CEO TERDEMA USSERY, KIKI VANDEWEGHE, HEAD COACH/GENERAL MANAGER DON NELSON, OWNER MARK CUBAN, CEDRIC CEBALLOS, SEAN ROOKS, SHAWN BRADLEY, BRUNO SUNDQV, DIRK NOWITZKI, GARY TRENT, SCOTT ROTH, GAR HEARD, DONN NELSON, OWNER ROSS PEROT, JR.

BOTTOM ROW L-R ATHLETIC TRAINER ROGER HINDS, STEVE SMITH, HUBERT DAVIS, ERICK STRICKLAND, ROBERT PACK, MICHAEL FINLEY, DAMON JONES, GREG BUCKNER, STEVE NASH, CHAD LEWIS, DWAYNE WILSON

SEASON NOTEBOOK

Won 40, lost 42 (fourth, Midwest)...Mark Cuban purchased the Mavericks on Jan. 4, 2000...from that point on, the team went 31-19...the Mavericks posted back-to-back home winning records for the first time since 1988-89 and 1989-90...Dallas went 22-19 at home and 15-10 in 1998-99...Dallas had a 28-24 record against the West, which was the best record in 10 years...the Mavericks finished 9-1 in April, which at the time, was the best month ever in franchise history (winning percentage-wise)...Dallas went 16-5 in the last 21 games, which tied for the best finish in franchise history (in 1986-87 the team was also 16-5)...the Mavericks went 25-16 in the second half of the season, which was the best second-half record since 1989-90 when the team was 26-15...Michael Finley was one of only four players in the league who averaged more than 20 points, 5 rebounds and 5 assists (Kevin Garnett, Grant Hill and Gary Payton were the other three)...Finley led the NBA in minutes played at 42.2 a game...the Mavericks defeated every Western Conference opponent at least once for the first time since 1987-88.


	G-S	Min	Avg	Fg-Att	Pct	3Fg-Att	Pct	Fr-Att	Pct	Off	Def	Reb	Avg	Ast	Avg	Pf-D	Stl	To	Blk	Pts	Avg	Hi
Finley	82-82	3464	42.2	748-1636	.457	99-247	.401	260-317	.820	122	396	518	6.3	438	5.3	171-1	109	196	32	1855	22.6	38
Nowitzki	82-81	2938	35.8	515-1118	.461	116-306	.379	289-348	.830	102	430	532	6.5	203	2.5	256-4	63	141	68	1435	17.5	32
Ceballos	69-25	2064	29.9	447-1002	.446	44-134	.328	209-248	.843	172	290	462	6.7	90	1.3	165-3	56	125	24	1148	16.6	39
Trent	11-11	301	27.4	70-142	.493	0-2	.000	11-21	.524	20	32	52	4.7	22	2.0	28-0	8	25	3	151	13.7	22
Strickland	68-67	2025	29.8	316-730	.433	73-186	.392	162-195	.831	69	254	323	4.8	211	3.1	190-3	105	102	13	867	12.8	36
Pack	29-22	665	22.9	96-230	.417	4-11	.364	63-78	.808	7	35	42	1.4	168	5.8	44-0	31	76	3	259	8.9	27
Nash	56-27	1532	27.4	173-363	.477	60-149	.403	75-85	.882	34	87	121	2.2	272	4.9	122-1	37	102	3	481	8.6	24
Bradley	77-54	1901	24.7	266-555	.479	1-5	.200	114-149	.765	160	337	497	6.5	60	0.8	260-7	71	74	190	647	8.4	26
Davis	79-15	1817	23.0	217-464	.468	82-167	.491	67-77	.870	17	117	134	1.7	141	1.8	109-0	24	70	3	583	7.4	27
Buckner	48-1	923	19.2	111-233	.476	10-26	.385	43-63	.683	56	118	174	3.6	55	1.1	148-1	38	36	20	27	5.7	25
Rooks	71-13	1001	14.1	122-283	.431	0-0	.000	65-89	.730	82	166	248	3.5	68	1.0	169-0	29	70	52	309	4.4	13
Jones (Tot)	55-1	612	11.1	80-208	.385	41-114	.360	32-48	.667	12	43	55	1.0	96	1.7	34-0	18	40	1	233	4.2	18
Jones (Dal)	42-0	416	9.9	55-154	.357	30-91	.330	25-39	.641	12	27	39	0.9	57	1.4	21-0	12	25	1	165	3.9	18
Sundov	14-0	61	4.4	12-31	.387	0-0	.000	2-2	1.000	5	7	12	0.9	2	0.1	16-0	2	4	2	26	1.9	4
Hughes*	21-0	224	10.7	35-72	.486	0-1	.000	12-26	.462	24	25	49	2.3	9	0.4	30-0	3	14	1	82	3.9	13
Rodman*	12-12	389	32.4	12-31	.387	0-1	.000	10-14	.714	48	123	171	14.3	14	1.2	41-2	2	19	1	34	2.8	6
Jackson*	1-0	1	1.0	0-0	.000	0-0	.000	0-0	.000	0	0	0	0.0	0	0.0	0-0	0	0	0	0	0.0	0
Rhodes*	1-0	8	8.0	0-3	.000	0-0	.000	0-0	.000	1	0	1	1.0	0	0.0	0-0	2	2	0	0	0.0	0
Mavericks	82	19730	-	3195-7047	.453	519-1326	.391	1407-1751	.804	931	2444	3375	41.2	1810	22.1	1770-22	592	1124	416	8316	101.4	125
Opponents	82	19730	-	3225-7053	.457	429-1244	.345	1484-2005	.740	1251	2719	3970	48.4	1901	23.2	1814-12	604	1318	416	8363	102.0	130





1999-2000 SEASON STATISTICS & RESULTS

No	Date	H-R	W-L	Opponent	Score	Home Record	Road Record	Total Record	Sk	Dallas Hi Scorer	Pt	Dallas Mf/Dn	Rb	Dallas Hi Assists	Ast	Opponent Hi Scorer	Pt	Attend
1	11/2	H	W	Golden State	108-96	1-0	0-0	1-0	W1	Ceballos	27	Mf/Dn	7	Strickland	5	Starks	20	12,848
2	11/4	R	L	Seattle	96-106	1-0	0-1	1-1	L1	Ceballos	34	Bradley	8	Pack	11	Baker/M'well	22	16,140
3	11/6	R	W	Golden State	120-97	1-0	1-1	2-1	W1	Finley	23	Ceballos	13	Pack	8	J'son/Mills	21	12,708
4	11/7	R	L	L.A. Lakers	97-105	1-0	1-2	2-2	L1	Finley	29	Nowitzki	9	Nash	7	O'Neal	30	18,068
5	11/9	H	L	L.A. Lakers	101-123	1-1	1-2	2-3	L2	Finley/S'land	19	Ceballos/Rooks	7	Strickland	4	O'Neal	27	17,349
6	11/11	R	L	Miami	105-128	1-1	1-3	2-4	L3	Nowitzki	23	Nowitzki	9	Dn/Sn/Rp	5	Mashburn	34	14,683
7	11/13	H	W	Orlando	125-117	2-1	1-3	3-4	W1	Finley	28	Ceballos	12	Pack	10	Gatling	31	12,558
8	11/16	H	W	Houston	114-95	3-1	1-3	4-4	W2	Finley	28	Finley	13	Pack	10	Drew	15	14,371
9	11/17	R	L	Charlotte	99-104	3-1	1-4	4-5	L1	Pack	27	Ceballos	14	Pack	14	Jones	24	15,137
10	11/19	H	L	Sacramento	94-103	3-2	1-4	4-6	L2	Finley	24	Finley	12	Finley	8	Webber	24	15,507
11	11/20	R	L	San Antonio	90-106	3-2	1-5	4-7	L3	Finley	19	Nowitzki	12	Davis	7	Jackson	23	16,596
12	11/23	R	L	Houston	99-119	3-2	1-6	4-8	L4	Nowitzki	31	Finley	8	Davis/Finley	6	Barkley	26	15,088
13	11/24	R	L	Orlando	100-112	3-2	1-7	4-9	L5	Finley	35	N'zki/S'land	9	Strickland	11	Armstrong	33	12,741
14	11/27	H	W	Chicago	95-83	4-2	1-7	5-9	W1	Finley	24	Ceballos	7	Nash/S'land	7	Brand	18	14,436
15	11/29	R	L	New York	82-107	4-2	1-8	5-10	L1	Finley	20	Finley	8	Nowitzki	6	Ward	25	19,763
16	11/30	R	L	Cleveland	99-106	4-2	1-9	5-11	L2	Davis	27	Finley	12	Finley	11	Kemp	25	11,033
17	12/2	R	W	Chicago	101-95	4-2	2-9	6-11	W1	Finley	30	Finley	9	Davis	6	Artest	20	22,109
18	12/4	R	W	Minnesota	103-84	4-2	3-9	7-11	W2	Finley	32	Ceballos	12	Finley	5	Garnett	20	16,490
19	12/5	R	L	Milwaukee	97-103	4-2	3-10	7-12	L1	Finley	29	Nowitzki	10	Nowitzki	6	Allen	20	12,214
20	12/7	H	L	Vancouver	95-104	4-3	2-11	7-13	L2	Nowitzki	31	Ceballos	12	Pack	12	Abdur-Rahim	26	11,552
21	12/8	R	L	Utah	79-85	4-3	3-11	7-14	L3	Ceballos	19	Finley	10	Finley	8	Malone	29	18,090
22	12/11	H	W	Phoenix	120-115	5-3	3-11	8-14	W1	Finley	33	Finley	14	Pack	11	Robinson	28	14,444
23	12/14	H	L	San Antonio	93-111	5-4	3-11	8-15	L1	Ceballos	27	Ceballos	10	Pack	8	Duncan	29	13,685
24	12/16	H	L	New York	93-100	5-5	3-11	8-16	L2	Nowitzki	24	Bradley	10	Finley/Pack	7	Houston	31	13,796
25	12/18	H	L	Minnesota	104-108	5-6	3-11	8-17	L3	Finley	25	Bradley/Finley	10	Finley	7	Garnett	27	13,702
26	12/20	H	L	Miami	89-92	5-7	3-11	8-18	L4	Trent	22	Bradley	10	Finley/Trent	4	Brown	25	14,049
27	12/23	R	W	Phoenix	111-110	5-7	4-11	9-18	W1	Finley	33	Finley	13	Finley	13	Robinson	30	19,023
28	12/26	R	L	Sacramento	111-118	5-7	4-12	9-19	L1	Finley	23	Finley	8	Finley	8	Webber	31	17,317
29	12/27	R	L	L.A. Lakers	106-108	5-7	4-13	9-20	L2	Nowitzki	30	Trent	13	Finley	8	O'Neal	35	18,997
30	12/30	H	L	Toronto	104-109	5-8	4-13	9-21	L3	Nowitzki	32	Finley	7	Jones	9	McGrady	24	16,490
31	1/4	R	L	Denver	96-98	5-8	4-14	9-22	L4	Finley	28	Finley	8	Finley	10	McDyess	27	10,549
32	1/6	H	L	Utah	92-105	5-9	4-14	9-23	L5	Finley	30	Ceballos	14	Finley	8	Malone	24	12,218
33	1/8	H	W	Atlanta	95-85	6-9	4-14	10-23	W1	Finley	28	Ceballos	14	Finley	9	Rider	24	12,814
34	1/10	R	L	Portland	94-107	6-9	4-15	10-24	L1	Nowitzki	19	Ceballos	11	Finley	5	Sp/Ds/Ds	17	19,980
35	1/11	R	W	Golden State	109-102	6-9	5-15	11-24	W1	Ceballos	29	Ceballos	12	Finley	10	Jamison	28	9,887
36	1/15	H	W	Portland	113-105	7-9	5-15	12-24	W2	Finley	32	Ceballos	11	Finley	8	Pippen	22	18,148
37	1/17	H	L	Houston	111-121	7-10	5-15	12-25	L1	Ceballos	39	Ceballos	9	Strickland	7	Francis	31	15,080
38	1/19	R	W	Washington	104-86	7-10	6-15	13-25	W1	Finley	23	Nowitzki	9	Finley	9	Murray	17	11,358
39	1/22	R	L	New Jersey	95-98	7-10	6-16	13-26	L1	Ceballos	36	Bradley	11	Finley	9	Gill	23	13,682
40	1/23	R	W	Detroit	99-91	7-10	7-16	14-26	W1	Ceballos	22	Ceballos/Finley	10	Finley/S'land	6	Stackhouse	36	13,047
41	1/25	H	W	Golden State	117-103	8-10	7-16	15-26	W2	Finley	30	Bradley	12	Finley	10	Jamison	33	13,164
42	1/27	H	W	L.A. Clippers	99-90	9-10	7-16	16-26	W3	Nowitzki	24	Bradley	10	Finley	10	Anderson	35	11,927
43	1/29	H	W	Denver	107-96	10-10	7-16	17-26	W4	Ceballos	31	Ceballos	10	Strickland	6	Stith	27	16,674
44	2/1	H	L	Philadelphia	100-101	10-11	7-16	17-27	L1	Ceballos	26	Ceballos	12	Nash	8	Iverson	29	13,506
45	2/3	H	W	Charlotte	106-96	11-11	7-16	18-27	W1	Finley	32	Finley	9	Nash	6	Jones	21	11,126
46	2/5	R	W	L.A. Clippers	119-106	11-11	8-16	19-27	W2	Strickland	24	Finley	10	Finley	9	Taylor	17	13,646
47	2/6	R	W	Vancouver (Ot)	103-99	11-11	9-16	20-27	W3	Finley	34	Strickland	9	Nash	7	Abdur-Rahim	36	14,861
48	2/9	H	L	Seattle	106-117	11-12	9-16	20-28	L1	Ceballos/Finley	26	Rodman	13	Finley/S'land	5	Lewis	30	18,203
49	2/15	H	L	Milwaukee	99-112	11-13	9-16	20-29	L2	Bradley	20	Rodman	16	Finley	6	Robinson	29	11,912
50	2/17	H	W	Detroit	106-97	12-13	9-16	21-29	W1	Nowitzki	22	Nowitzki	12	Strickland	7	Stackhouse	22	16,241
51	2/20	R	W	Toronto	100-96	12-13	10-16	22-29	W2	Ceballos/Finley	23	Rodman	16	Nash	4	Carter	24	19,800
52	2/21	R	L	Indiana	93-94	12-13	10-17	22-30	L1	Nowitzki	23	Rodman	18	Finley/Nowitzki	5	Rose	28	18,345
53	2/24	H	L	Utah	85-92	12-14	10-17	22-31	L2	Ceballos	26	Rodman	12	Finley	6	Russell	25	18,187
54	2/26	H	W	Denver	98-96	13-14	10-17	23-31	W1	Ceballos/Pack	22	Rodman	14	Pack	12	McDyess	22	18,187
55	2/28	R	W	Boston	108-100	13-14	11-17	24-31	W2	Nowitzki	26	Rodman	16	Nash/Pack	8	Walker	23	16,981
56	2/29	R	L	Philadelphia	87-106	13-14	11-18	24-32	L1	Finley	15	Rooks	11	Pack	4	Iverson	35	17,586
57	3/2	H	L	New Jersey	102-103	13-15	11-18	24-33	L2	Strickland	31	Rodman	21	Pack	9	Marbury	25	13,757
58	3/4	R	L	Phoenix	96-110	13-15	11-19	24-34	L3	Ceballos	33	Rodman	19	Pack	9	Rogers	29	19,023
59	3/6	R	L	Sacramento	109-130	13-15	11-20	24-35	L4	Ceballos	27	Rodman	8	Finley	5	Webber	22	17,317
60	3/7	R	L	Seattle	86-101	13-15	11-21	24-36	L5	Finley	31	Rodman	15	Mf/Dn/Sn	5	Patterson	32	13,621
61	3/9	H	L	Minnesota	79-100	13-16	11-21	24-37	L6	Bradley	26	Bradley	9	Finley	5	Garnett	22	13,435
62	3/11	H	W	Phoenix	104-99	14-16	11-21	25-37	W1	Strickland	36	Bradley	12	Pack	8	Robinson	29	18,187
63	3/14	H	W	Indiana	111-90	15-16	11-21	26-37	W2	Nowitzki	28	Buckner	11	Finley	11	Best	26	15,761
64	3/16	R	W	San Antonio	110-88	15-16	12-21	27-37	W3	Strickland	26	Rooks	11	Nash	11	Robinson	20	23,592
65	3/18	H	L	Boston	99-104	15-17	12-21	27-38	L1	Finley	28	Nowitzki	11	Nash/S'land	6	Walker	29	17,102
66	3/19	R	W	Atlanta	89-85	15-17	13-21	28-38	W1	Finley	31	Bradley/Finley	7	Nash/S'land	5	Henderson	24	10,377
67	3/21	H	W	San Antonio	97-96	16-17	13-21	29-38	W2	Finley	24	Bradley	8	Nash	4	Robinson	30	15,578
68	3/23	H	L	Cleveland	98-104	16-18	13-21	29-39	L1	Finley	29	Finley	10	Nash	6	Kemp	22	13,043
69	3/25	H	L	Washington	86-93	16-19	13-21	29-40	L2	Nowitzki	18	Bradley	14	Nash	7	Whitney	29	15,403
70	3/27	R	W	Utah	113-105	16-19	14-21	30-40	W1	Finley	31	Nowitzki	17	Nash	11	Malone	26	19,911
71	3/28	R	W	L.A. Clippers	112-102	16-19	15-21	31-40	W2	Finley/N'zki	20	Finley	12	Finley	10	Piatkowski	28	10,157
72	3/30	R	L	Portland	85-96	16-19	15-22	31-41	L1	Finley	30	Finley	7	Nash	7	Wallace	20	20,399
73	4/2	R	W	Vancouver	100-86	16-19	16-22	32-41	W1	Nowitzki	22	Bradley	10	Nash	10	Abdur-Rahim	23	12,941
74	4/4	H	W	Sacramento	105-102	17-19	16-22	33-41	W2	Finley	38	Bradley	7	Nash	10	Williamson	20	14,029
75	4/6	R	W	Denver (Ot)	116-115	17-19	17-22	34-41	W3	Nowitzki	32	Nowitzki	9	Nash	10	M'cloud	23	14,673
76	4/8	H	W	L.A. Clippers	98-96	18-19	17-22	35-41	W4	Finley/S'land	19	Finley	8	Finley/Nash	7	Nesby	29	13,552
77	4/11	H	W	Portland	92-81	19-19	17-22	36-41	W5	Finley	24	Nowitzki	14	Nash	6	Wallace	13	14,005
78	4/13	R	L	Houston	102-111	19-19	17-23	36-42	L1	Finley	35	B'ley/B'ner	9	Finley	9	Williams	21	14,634
79	4/14	H	W	Seattle	117-103	20-19	17-23											



1998-1999

TOP ROW L-R PRESIDENT/CEO TERDEMA USSERY, ASSISTANT COACH CHARLIE PARKER, GENERAL MANAGER/HEAD COACH DON NELSON, A.C. GREEN, CHRIS ANSTEY, HOT ROD WILLIAMS, SHAWN BRADLEY, DIRK NOWITZKI, BRUNO SUNDQV, ANSU SESAY, ASSISTANT COACH DONN NELSON, ASSISTANT COACH SCOTT ROTH

BOTTOM ROW L-R HEAD ATHLETIC TRAINER ROGER HINDS, ASSISTANT ATHLETIC TRAINER STEVE SMITH, ERICK STRICKLAND, HUBERT DAVIS, STEVE NASH, MICHAEL FINLEY, CEDRIC CEBALLOS, ROBERT PACK, SAMAKI WALKER, GARY TRENT, STRENGTH AND CONDITIONING COACH CHAD LEWIS

SEASON NOTEBOOK

Won 19, lost 31 (fifth, Midwest)...Dallas' .381 winning percentage extended over 82 games would have equated to 31 wins...the winning percentage was the highest since a 36-56 (.439) record in 1994-95...the Mavericks finished with a 15-10 record at Reunion Arena, their best home mark since going 30-11 in 1989-90...For the second year in a row, Michael Finley led the Mavericks in scoring (20.2) and minutes (41.0)...Hubert Davis finished the season ranked third in the NBA in three-point shooting percentage (.451)...Finley ranked third in the NBA in minutes...Shawn Bradley finished the season with 159 blocks...he was second in the NBA (behind Alonzo Mourning) with 3.24 blocks per game...Dallas missed 144 player games due to injury/illness...the Mavericks finished April 8-7, their first winning month since going 10-6 in March of 1995...rookie Dirk Nowitzki capped off his season with 8 double-doubles in his last 12 games.

	G-S	Min	Avg	Fg-Att	Pct	3Fg-Att	Pct	Ft-Att	Pct	Off	Def	Reb	Avg	Ast	Avg	PF-D	Stl	To	Blk	Pts	Avg	Hi
Finley	50-50	2051	41.0	389-876	.444	45-136	.331	186-226	.823	69	194	263	5.3	218	4.4	96-1	66	107	15	1009	20.2	36
Trent	45-23	1362	30.3	287-602	.477	0-5	.000	145-235	.617	127	224	351	7.8	77	1.7	122-1	29	66	23	719	16.0	33
Ceballos	13-53	52	27.1	59-140	.421	11-28	.393	34-49	.694	23	62	85	6.5	12	0.9	23-1	7	28	5	163	12.5	26
Davis	50-21	1378	27.6	174-397	.438	65-144	.451	44-50	.880	3	83	86	1.7	89	1.8	76-0	21	57	3	457	9.1	21
Pack	25-04	68	18.7	75-174	.431	0-4	.000	72-88	.818	9	27	36	1.4	81	3.2	41-0	20	49	1	222	8.9	31
Bradley	49-33	1294	26.4	167-348	.480	0-4	.000	86-115	.748	130	262	392	8.0	40	0.8	153-2	35	56	159	420	8.6	20
Nowitzki	47-24	958	20.4	136-336	.405	14-68	.206	99-128	.773	41	121	162	3.4	47	1.0	105-5	29	73	27	385	8.2	29
Nash	40-40	1269	31.7	114-314	.363	49-131	.374	38-46	.826	32	82	114	2.9	219	5.5	98-2	37	83	2	315	7.9	22
Strickland	33-25	67	17.2	89-221	.403	18-59	.305	53-65	.815	12	71	83	2.5	64	1.9	44-0	40	36	2	249	7.5	20
Walker	39-25	68	14.6	88-190	.463	0-1	.000	53-98	.541	46	97	143	3.7	6	0.2	87-3	9	37	16	229	5.9	16
Green	50-35	924	18.5	108-256	.422	0-8	.000	30-52	.577	82	146	228	4.6	25	0.5	69-0	28	19	8	246	4.9	19
Anstey	41-44	70	11.5	50-139	.360	0-7	.000	34-48	.708	35	62	97	2.4	27	0.7	98-1	18	26	13	134	3.3	12
Sundqv	3-0	11	3.7	2-7	.286	0-0	—	0-0	—	0	0	0	0.0	1	0.3	4-0	0	1	0	4	1.3	4
Williams	25-11	403	16.1	11-33	.333	0-0	—	7-10	.700	36	47	83	3.3	15	0.6	49-0	13	13	18	29	1.2	6
Mavericks	50	12075	-	1749-4033	.434	202-595	.339	881-1210	.728	645	1478	2123	42.5	921	18.4	1065-16	352	692	292	4581	91.6	112
Opponents	50	12075	-	1815-4037	.450	216-686	.315	855-1193	.717	660	1519	2179	43.6	1073	21.5	1042-4	361	699	244	4701	94.0	115






1998-99 SEASON STATISTICS & RESULTS

No	Date	H-R	W-L	Opponent	Score	Home Record	Road Record	Total Record	Sk	Dallas Hi Scorer	Pt	Dallas Hi Rebr	Rb	Dallas Hi Assists	Ast	Opponent Hi Scorer	Pt	Attend
1	2/5	R	L	Seattle (ot)	86-92	0-0	0-1	0-1	L1	Ceballos	16	Green	11	Finley/Nash	5	Payton	28	17,072
2	2/7	R	W	Golden State (2ot)	102-99	0-0	1-1	1-1	W1	Ceballos	26	Nowitzki	12	Nash	12	Cummings	23	12,039
3	2/9	H	L	Utah	79-90	0-1	1-1	1-2	L1	Ceballos	19	Nowitzki	9	Nash	4	Malone	31	17,070
4	2/11	H	L	Houston	95-105	0-2	1-1	1-3	L2	Pack	31	Bradley	8	Finley	4	Dickerson	21	18,121
5	2/12	R	L	Denver	94-100	0-2	1-2	1-4	L3	Finley	28	Green	8	Nash	9	Van Exel	27	10,012
6	2/14	R	L	Vancouver	92-96	0-2	1-3	1-5	L4	Nash	18	Bradley	10	Nash	9	Mack	26	16,059
7	2/15	R	L	Portland	84-99	0-2	1-4	1-6	L5	Finley	21	Walker	6	Nash	4	Sabonis	16	18,231
8	2/17	R	L	L.A. Lakers	88-101	0-2	1-5	1-7	L6	Trent	15	Ceballos	8	Pack	7	O'Neal	24	13,492
9	2/19	R	L	Golden State	79-84	0-2	1-6	1-8	L7	Finley	19	Bradley	11	Finley/Nash	4	Starks	16	11,432
10	2/20	R	W	L.A. Clippers	105-90	0-2	2-6	2-8	W1	Finley	31	Trent	16	Nash	6	Piatkowski	16	10,946
11	2/22	R	L	Phoenix	83-101	0-2	2-7	2-9	L1	Ceballos	21	Bradley	7	Pack	5	Chapman	18	18,596
12	2/23	H	W	Atlanta	89-85	1-2	2-7	3-9	W1	Finley	22	Trent	10	Pack	8	Blaylock	22	13,387
13	2/25	H	W	Denver	90-81	2-2	2-7	4-9	W2	CC/MF	20	Ceballos	13	Nash	5	Van Exel	16	13,203
14	2/26	R	L	Utah	65-80	2-2	2-8	4-10	L1	Pack	18	Walker	8	Finley	3	Russell	17	19,911
15	2/27	H	W	Sacramento	97-90	3-2	2-8	5-10	W1	Trent	29	Trent	16	Pack	6	Divac	20	15,009
16	3/2	H	W	L.A. Clippers	112-99	4-2	2-8	6-10	W2	Finley	20	Green	12	Finley	9	Taylor	18	13,492
17	3/4	H	L	San Antonio	79-95	4-3	2-8	6-11	L1	Trent	14	Nowitzki	6	Finley	6	Duncan	26	14,719
18	3/5	R	L	Utah	95-106	4-3	2-9	6-12	L2	Finley	29	Finley/Trent	8	Trent	5	Malone	30	19,539
19	3/7	R	L	Sacramento	89-94	4-3	2-10	6-13	L3	Finley/Trent	18	Trent	14	Nash	7	Webber	18	14,715
20	3/9	H	L	Phoenix	91-103	4-4	2-10	6-14	L4	Finley	22	Bradley	14	Finley	12	Robinson	18	12,714
21	3/11	H	W	Orlando	93-76	5-4	2-10	7-14	W1	Trent	21	Green	11	Nash	11	Anderson	18	14,553
22	3/13	H	W	Vancouver	91-74	6-4	2-10	8-14	W2	Finley	21	Bradley	10	Nash	10	ABD-Rahim/Lopez	21	14,184
23	3/15	H	L	Portland	91-106	6-5	2-10	8-15	L1	Finley	21	Green	8	Finley	6	Rider	30	14,046
24	3/17	R	L	New Jersey	87-88	6-5	2-11	8-16	L2	Finley/Trent	21	Trent	16	Finley/Nash	4	Marbury	29	14,975
25	3/19	R	L	Detroit	87-94	6-5	2-12	8-17	L3	Finley	18	SB/MF/ES	6	Finley	8	Stackhouse	15	18,152
26	3/20	H	W	Sacramento	104-90	7-5	2-12	9-17	W1	MF/SN/GT	22	Trent	11	Finley	9	Abdul-Wahad	16	16,161
27	3/22	H	L	L.A. Lakers	93-96	7-6	2-12	9-18	L1	Finley	23	Green	10	Nash	8	O'Neal	25	18,121
28	3/24	H	L	Houston	78-88	7-7	2-12	9-19	L1	Bradley	20	Bradley	13	Finley	8	Olajuwon	24	15,111
29	3/26	H	W	Denver	98-79	8-7	2-12	10-19	W1	Finley	27	Bradley	8	Strickland	4	McDyess	16	13,096
30	3/27	R	L	San Antonio	77-99	8-7	2-13	10-20	L1	Finley	17	Bradley	12	Nash	5	Duncan	21	25,921
31	3/29	H	L	Seattle	101-109	8-8	2-13	10-21	L2	Trent	20	Walker	13	Strickland	7	Payton/Schrempf	20	13,311
32	3/30	R	L	Minnesota	78-98	8-8	2-14	10-22	L3	Trent	16	Trent	11	Nash	10	Garnett/Brandon	22	15,609
33	4/1	H	W	L.A. Clippers	93-84	9-8	2-14	11-22	W1	Trent	23	Bradley	13	Nash	9	Murray	17	13,336
34	4/5	R	L	Minnesota	93-100	9-8	2-15	11-23	L1	Trent	26	Trent	8	Nash	7	Garnett/Mitchell	18	14,107
35	4/7	R	L	Miami	87-93	9-8	2-16	11-24	L2	Trent	27	Trent	13	Nash	5	Brown	23	15,200
36	4/10	H	L	Golden State	90-91	9-9	2-16	11-25	L3	Trent	33	Bradley	13	Finley	6	Coles/Cummings	14	14,218
37	4/13	H	W	San Antonio	92-86	10-9	2-16	12-25	W1	Finley	25	Nowitzki	13	Nash	12	Robinson	22	13,142
38	4/15	H	W	Minnesota	101-95	11-9	2-16	13-25	W2	Finley	34	Bradley/Trent	9	Nash	6	Smith	21	13,034
39	4/16	R	L	Phoenix	85-92	11-9	2-17	13-26	L1	Nowitzki	29	Nowitzki	8	Pack	7	Kidd	24	18,623
40	4/17	H	L	Portland	94-102	11-10	2-17	13-27	L2	Finley/Trent	24	Trent	10	Finley	5	Anthony	23	13,358
41	4/20	H	W	Phoenix	104-100	12-10	2-17	14-27	W1	Finley	36	Bradley/Finley	10	HD/MF/DN	4	Kidd/Robinson	17	18,121
42	4/21	R	W	Houston	109-95	12-10	3-17	15-27	W2	Finley	27	Bradley/Trent	10	Finley	11	Olajuwon	27	16,285
43	4/22	R	L	San Antonio	76-103	12-10	3-18	15-28	L1	Finley	20	Anstey	10	Tied with	2	Robinson	18	18,720
44	4/24	R	L	Sacramento	102-105	12-10	3-19	15-29	L2	Trent	32	Trent	14	Finley	8	Divac	28	17,317
45	4/26	H	W	Chicago	101-93	13-10	3-19	16-29	W1	Finley	28	Bradley	17	Davis/Trent	5	Kukoc	26	13,011
46	4/27	H	W	Vancouver	84-75	14-10	3-19	17-29	W2	Trent	20	Bradley	12	Davis/Finley	5	Bibby	22	12,650
47	4/29	R	W	Houston	91-81	14-10	4-19	18-29	W3	Finley/Nowitzki	22	Bradley	11	Davis	6	Pippen	16	16,285
48	5/1	H	W	Golden State	105-94	15-10	4-19	19-29	W4	Finley	31	Bradley	15	Davis/Strickland	6	Marshall	36	15,669
49	5/3	R	L	L.A. Lakers	102-115	15-10	4-20	19-30	L1	Finley	24	Anstey	7	Strickland	6	O'Neal	26	17,505
50	5/4	R	L	Seattle	100-110	15-10	4-21	19-31	L2	Finley	34	Bradley	15	Finley	6	Payton	24	17,072





1997-1998

TOP ROW L-R ASSISTANT COACH CHARLIE PARKER, GENERAL MANAGER/HEAD COACH DON NELSON, MARTIN MÜÜRSEPP, ACE CUSTIS, CHRIS ANSTEY, ERIC RILEY, SHAWN BRADLEY, A.C. GREEN, SAMAKI WALKER, KURT THOMAS, BUBBA WELLS, ASSISTANT COACH DONN NELSON

BOTTOM ROW L-R ASSISTANT ATHLETIC TRAINER STEVE SMITH, KHALID REEVES, ROBERT PACK, HUBERT DAVIS, MICHAEL FINLEY, CEDRIC CEBALLOS, ERICK STRICKLAND, SHAWN RESPERT, ASSISTANT STRENGTH COORDINATOR & EQUIPMENT MANAGER CHAD LEWIS, ATHLETIC TRAINER ROGER HINDS. NOT PICTURED: ASSISTANT COACH SCOTT ROTH

SEASON NOTEBOOK

Won 20, lost 62 (fifth, Midwest)...Dallas was 4-4 in overtime games and only Milwaukee (5-4) and Minnesota (5-4) played in more overtime games in 1997-98...the Mavericks were 10-6 when scoring 100-plus points, and 4-2 when shooting better than .500 from the field...the Mavericks finished 8-8 in the month of March, having been 11-46 prior to March...that was the Mavericks' first .500 month since March of 1995...1997-98 marked the first time in club history that three different Mavericks ranked in the top five among league leaders in three different categories (Finley - 1st in minutes, Bradley - 3rd in blocks, Davis - 4th in 3-point percentage)...Michael Finley was the only Maverick to start every game...14 different Mavericks started at least one game and 18 different players saw action for Dallas...the Mavericks missed a club-record 363 player-games due to injury/illness (was 246 in 1992-93).


	G-S	Min	Avg	Fg-Att	Pct	3Fg-Att	Pct	Fi-Att	Pct	Off	Def	Reb	Avg	Ast	Avg	Pf-D	Shl	To	Blk	Pts	Avg	Hi
Finley	82-82	3394	41.4	675-1505	.449	87-244	.357	326-416	.784	149	289	438	5.3	405	4.9	163-0	132	219	30	1763	21.5	39
Bradley	64-46	1822	28.5	300-711	.422	1-3	.333	130-180	.722	164	354	518	8.1	60	0.9	214-9	51	96	214	731	11.4	26
Ceballos (Tot)	47-25	990	21.1	204-415	.492	21-70	.300	107-145	.738	75	146	221	4.7	60	1.3	88-0	33	72	16	536	11.4	25
Ceballos (Dal)	12-9	364	30.3	75-157	.478	6-20	.300	47-61	.770	24	48	72	6.0	25	2.1	29-0	11	33	8	203	16.9	25
Davis	81-30	2378	29.4	350-767	.456	101-230	.439	97-116	.836	34	135	169	2.1	157	1.9	117-0	43	88	5	898	11.1	25
Walker	41-19	1027	25.0	156-321	.486	0-1	.000	53-97	.546	96	206	302	7.4	24	0.6	127-2	30	61	40	365	8.9	26
Reeves	82-54	1950	23.8	248-593	.418	56-152	.368	165-213	.775	54	131	185	2.3	230	2.8	195-3	80	130	10	717	8.7	28
Pack	12-10	292	24.3	33-98	.337	3-6	.500	25-36	.694	8	26	34	2.8	42	3.5	17-0	20	38	1	94	7.8	23
Strickland	67-19	1505	22.5	199-558	.357	48-163	.294	65-84	.774	35	126	161	2.4	167	2.5	140-1	56	106	8	511	7.6	30
Thomas	5-0	73	14.6	17-45	.378	0-0	—	3-3	1.000	8	16	24	4.8	3	0.6	19-1	1	10	0	37	7.4	13
Green	82-68	2649	32.3	242-534	.453	-4	.000	116-162	.716	219	449	668	8.1	123	1.5	157-0	78	68	27	600	7.3	25
Respert (Tot)	57-4	911	16.0	130-293	.444	31-93	.333	48-61	.787	37	63	100	1.8	6	1.1	75-0	34	48	1	339	5.9	20
Respert (Dal)	10-0	215	21.5	36-84	.429	6-26	.231	4-7	.571	7	20	27	2.7	17	1.7	17-0	5	15	0	82	8.2	14
Anstey	41-8	680	16.6	92-231	.398	3-16	.188	53-74	.716	53	104	157	3.8	35	0.9	95-1	31	41	27	240	5.9	26
Müürsepp	41-7	603	14.7	83-191	.435	16-38	.421	51-67	.761	46	68	114	2.8	30	0.7	96-1	29	29	14	233	5.7	24
Riley	39-14	544	13.9	56-135	.415	0-1	.000	27-36	.750	43	90	133	3.4	22	0.6	80-0	15	37	46	139	3.6	16
Wells	39-2	395	10.1	48-116	.414	1-6	.167	31-43	.721	22	46	68	1.7	34	0.9	40-1	15	31	4	128	3.3	21
Scott*	52-42	1797	34.6	258-666	.387	94-273	.344	97-118	.822	39	158	197	3.8	129	2.5	121-1	43	92	32	707	13.6	33
Ollis*	16-0	214	13.4	14-42	.333	0-0	—	18-25	.720	6	15	21	1.3	32	2.0	16-0	6	16	0	46	2.9	11
Caldwell*	1-0	3	3.0	0-0	—	0-0	—	0-0	—	0	0	0	0.0	0	0.0	0-0	0	0	0	0	0	0
Mavericks	82	19905	-	2882-6754	.427	422-1183	.357	1308-1738	.753	1007	2281	3288	40.1	1535	18.7	1643-20	646	1182	466	7494	91.4	119
Opponents	82	19905	-	3138-6819	.460	386-1130	.342	1333-1868	.714	1223	2644	3867	47.2	1882	23.0	1608-6	658	1240	374	7995	97.5	124





1997-98 SEASON STATISTICS & RESULTS

No	Date	H-R	W-L	Score	Home	Road	Total	Dallas	Dallas	Dallas	Opponent	Pt	Attend					
				Opponent	Dal-Opp	Record	Record	Record	Sk	Hi Scorer	Pt	Hi Rebr	Rb	Hi Assists	Ast	Hi Scorer		
1	10/31	R	W	Vancouver	90-88	0-0	1-0	1-0	W1	Davis	18	Green	14	Finley	5	Abdur-Rahim	31	17,021
2	11/1	R	W	Seattle	89-81	0-0	2-0	2-0	W2	Finley	20	Bradley	14	Ollie	5	Ellis	15	17,072
3	11/4	H	W	Vancouver	92-87	1-0	2-0	3-0	W3	Finley	29	Green	13	Ko/Kr	7	Abdur-Rahim	28	14,285
4	11/5	R	L	Charlotte	103-110	1-0	2-1	3-1	L1	Reeves	24	Green	12	Reeves	5	Rice	28	24,042
5	11/8	H	L	Portland	94-101	1-1	2-1	3-2	L2	Bradley	26	Bradley	12	Ollie	6	Anderson	28	11,162
6	11/11	H	L	L.A. Lakers	96-118	1-2	2-1	3-3	L3	Scott	27	Green	16	Green	8	O'Neal	37	13,722
7	11/13	H	L	Philadelphia	98-99	1-3	2-1	3-4	L4	Bradley	20	Bradley	13	Reeves	8	Iverson	31	11,084
8	11/15	H	L	Utah	77-85	1-4	2-1	3-5	L5	Finley	21	Bradley	14	Finley	7	Malone	26	14,323
9	11/17	R	L	Portland	75-120	1-4	2-2	3-6	L6	Scott	12	Ds/Sw	7	Scott	4	Sabonis	24	20,033
10	11/18	R	L	Sacramento	95-102	1-4	2-3	3-7	L7	Ag/Ds	20	Green	13	Ds/Es	4	Williamson	20	12,665
11	11/20	H	L	Golden State (Ot)	97-101	1-5	2-3	3-8	L8	Scott	33	Bradley	17	Finley	10	Sprewell	28	14,042
12	11/22	H	L	Milwaukee	62-83	1-6	2-3	3-9	L9	Finley	12	Bradley	14	Ollie	3	Brandon	18	11,425
13	11/25	H	L	San Antonio	91-102	1-7	2-3	3-10	L10	Finley	20	Bradley	10	Finley	7	Robinson	22	11,557
14	11/28	H	W	Toronto	93-91	2-7	2-3	4-10	W1	Scott	21	Green	14	Reeves	6	Christie	27	13,327
15	11/29	R	L	San Antonio	87-96	2-7	2-4	4-11	L1	Finley	35	Finley	9	Kr/Ds	4	Robinson	18	16,270
16	12/2	H	L	Atlanta	79-112	2-8	2-4	4-12	L2	Finley	18	Walker	15	Finley	6	Smith	28	10,170
17	12/4	H	W	New York	105-91	3-8	2-4	5-12	W1	Finley	27	Green	11	5 Tied With	3	Ewing	20	12,666
18	12/6	H	L	Houston	106-108	3-9	2-4	5-13	L1	Finley	35	Finley	7	Finley	6	Barkley	19	20,635
19	12/9	H	L	L.A. Clippers	92-99	3-10	2-4	5-14	L2	Reeves	28	Green	7	Finley	7	Martin	18	9,532
20	12/11	H	L	Orlando	90-100	3-11	2-4	5-15	L3	Finley	20	Walker	9	Reeves	4	Price	18	10,671
21	12/12	R	L	Utah	66-68	3-11	2-5	5-16	L4	Mf/Ds	21	Green	7	Reeves	6	Malone	23	19,911
22	12/14	R	L	L.A. Lakers	89-119	3-11	2-6	5-17	L5	Mf/Ds	18	Walker	8	Finley	5	Bryant	30	15,893
23	12/16	R	L	Golden State	92-103	3-11	2-7	5-18	L6	Finley	26	Mf/Ag	10	Finley	7	Smith	28	8,225
24	12/18	H	L	Phoenix	75-89	3-12	2-7	5-19	L7	Pack	23	Walker	16	Finley	4	Robinson	17	11,427
25	12/20	H	L	Sacramento	88-89	3-13	2-7	5-20	L8	Scott	21	Green	10	Pack	8	Williamson	27	12,888
26	12/22	R	L	New York	67-79	3-13	2-8	5-21	L9	Scott	18	Green	9	Pack	5	Houston	19	19,763
27	12/23	R	L	Cleveland	85-99	3-13	2-9	5-22	L10	Finley	29	Scott	10	Scott	9	Anderson	24	14,309
28	12/26	H	L	Washington	95-97	3-14	2-9	5-23	L11	Finley	23	Finley	10	Finley	5	Cheaney	21	12,201
29	12/29	R	L	Chicago	105-111	3-14	2-10	5-24	L12	Finley	23	Bradley	10	Pack	4	Jordan	41	23,712
30	12/30	R	L	Milwaukee (Ot)	98-105	3-14	2-11	5-25	L13	Finley	23	Green	13	Scott	8	Robinson	32	14,948
31	1/2	R	L	Phoenix	85-92	3-14	2-12	5-26	L14	Finley	19	Walker	12	Hd/Mf/Rp	3	Kidd	20	19,023
32	1/3	R	L	L.A. Clippers	88-97	3-14	2-13	5-27	L15	Finley	21	Ag/Sw	13	Mf/Hd	3	Barry/Murr	21	5,133
33	1/6	H	W	Denver	108-90	4-14	2-13	6-27	W1	Scott	28	Walker	8	Mf/Sb	4	Jackson	17	8,833
34	1/8	H	L	Sacramento	92-103	4-15	2-13	6-28	L1	Scott	23	Finley	10	Finley	6	Polynice	26	9,514
35	1/10	H	L	Indiana	79-84	4-16	2-13	6-29	L2	Bradley	17	Bradley	14	Scott	5	Miller	24	15,510
36	1/13	R	L	Houston	87-100	4-16	2-14	6-30	L3	Walker	26	Walker	13	Mf/Ds	5	Willis	30	16,285
37	1/14	R	L	Atlanta	82-108	4-16	2-15	6-31	L4	Finley	25	Walker	7	Rp/Kr	5	Smith	29	8,592
38	1/17	H	L	Minnesota (Ot)	110-113	4-17	2-15	6-32	L5	Finley	29	Green	10	Finley	7	Gugli/Garnet	22	15,327
39	1/20	H	W	Seattle	107-98	5-17	2-15	7-32	W1	Strickland	30	Walker	9	Green	7	Schrempf	21	13,795
40	1/23	R	L	San Antonio	75-81	5-17	2-16	7-33	L1	Scott	17	Walker	12	Mf/Kr	5	Robinson	17	15,465
41	1/24	H	L	Charlotte	92-94	5-18	2-16	7-34	L2	Finley	24	Walker	20	Reeves	5	Mason/Rice	29	14,004
42	1/27	H	W	Cleveland (Ot)	84-77	6-18	2-16	8-34	W1	Finley	39	Finley	10	Strickland	4	Kemp	22	9,730
43	1/30	R	L	Utah	94-104	6-18	2-17	8-35	L1	Finley	27	Bradley	7	Hd/Mf/Es	3	Malone	29	19,911
44	1/31	R	L	Denver	98-110	6-18	2-18	8-36	L2	Finley	38	Green	8	Hd/Mf	5	Newman	21	12,531
45	2/2	H	W	Vancouver	104-90	7-18	2-18	9-36	W1	Finley	30	Finley	12	Scott	6	Reeves	19	11,049
46	2/4	R	L	Boston	99-110	7-18	2-19	9-37	L1	Finley	18	Green	14	Kr/Es	3	Brown	32	17,159
47	2/5	R	L	Toronto	93-101	7-18	2-20	9-38	L2	Finley	19	Bradley	12	Finley	6	Stoudamire	21	14,292
48	2/10	R	L	New Jersey	81-90	7-18	2-21	9-39	L3	Finley	26	Bradley	16	Mf/Kr	2	Cassell	26	15,263
49	2/11	R	L	Philadelphia	90-91	7-18	2-22	9-40	L4	Scott	24	Green	11	Mf/Kr	4	Iverson	27	11,648
50	2/13	R	W	Indiana (2Ot)	85-82	7-18	3-22	10-40	W1	Finley	32	Bradley	13	Finley	6	Smits	12	16,408
51	2/15	R	L	Minnesota (Ot)	99-105	7-18	3-23	10-41	L1	Finley	31	Green	15	Finley	8	Mitchell	25	19,949
52	2/17	H	L	Phoenix	77-95	7-19	3-23	10-42	L2	Finley	22	Green	10	Hd/Mf/Es	2	Robinson	20	11,471
53	2/19	H	L	San Antonio	81-87	7-20	3-23	10-43	L3	Wells	21	Bradley	15	Wells	7	Duncan	26	12,378
54	2/21	H	L	Detroit	82-94	7-21	3-23	10-44	L4	Strick	19	Bradley	13	Finley	6	B. Williams	19	18,042
55	2/25	R	L	Orlando	79-100	7-21	3-24	10-45	L5	Finley	16	Ag/Mf	6	Ca/Hd/Mf	4	Outlaw	29	16,921
56	2/26	R	L	Miami	72-91	7-21	3-25	10-46	L6	Finley	31	Bradley	10	Davis	4	Hardaway	20	15,200
57	2/28	R	W	Washington	103-77	7-21	4-25	11-46	W1	Finley	27	Sb/Ag	11	Finley	9	Strickland	27	18,232
58	3/2	R	L	Detroit	94-100	7-21	4-26	11-47	L1	Cc/Mf	21	Riley	8	Ceballos	6	Hill	35	15,682
59	3/3	R	W	Minnesota	110-99	7-21	5-26	12-47	W1	Ceballos	22	Bradley	9	Finley	9	Garnett	22	18,493
60	3/5	H	W	L.A. Clippers	119-109	8-21	5-26	13-47	W2	Müürsepp	24	Riley	9	Reeves	6	Murray	24	10,497
61	3/7	H	L	Miami	88-94	8-22	5-26	13-48	L1	Finley	24	Anstey	12	Finley	8	Hardaway	27	16,907
62	3/10	R	L	Houston	91-97	8-22	5-27	13-49	L2	Finley	25	Green	7	Cc/Hd/Mf	4	Drexler	24	16,285
63	3/12	H	W	Chicago (Ot)	104-97	9-22	5-27	14-49	W1	Finley	32	Green	17	Mf/Es	5	Jordan	26	18,255
64	3/14	H	L	New Jersey	93-108	9-23	5-27	14-50	L1	Finley	18	Müürsepp	12	Finley	4	Gatling	24	14,309
65	3/15	R	L	Phoenix	90-100	9-23	5-28	14-51	L2	Finley	20	Sb/Ag	7	Finley	12	Kidd	20	19,023
66	3/17	H	W	Boston	99-93	10-23	5-28	15-51	W1	Anstey	26	Green	9	Finley	11	Walker	23	12,102
67	3/19	H	W	Golden State (Ot)	88-82	11-23	5-28	16-51	W2	Bradley	18	Bradley	10	Finley	6	Damp/Jacksn	18	11,845
68	3/21	H	L	Houston	95-103	11-24	5-28	16-52	L1	Finley	26	Bradley	9	Finley	7	Barkley	23	18,042
69	3/23	H	W	Minnesota	91-87	12-24	5-28	17-52	W1	Finley	27	Bradley	12	Mf/Kr	7	Peeler	23	11,274
70	3/25	R	W	Denver	105-94	12-24	6-28	18-52	W2	Finley	22	Green	11	Reeves	6	Newman	20	9,525
71	3/27	H	L	Utah	90-99	12-25	6-28	18-53	L1	Hd/Mf	24	Strickland	6	Mf/Es	8	Malone	33	13,763
72	3/29	R	L	L.A. Clippers	86-108	12-25	6-29	18-54	L2	Finley	24	Strickland	8	Finley	5	Murray	27	7,461
73	3/31	R	W	Vancouver	104-101	12-25	7-29	19-54	W1	Ag/Mf	22	Riley	12	Finley	7	Abdur-Rahim	23	15,120
74	4/2	R	L	Seattle	86-107	12-25	7-30	19-55	L1	Green	21	Green	9	Respert	8	Payton	27	17,072
75	4/3	R	L	Portland	102-109	12-25	7-31	19-56	L2	Finley	32	Green	10	Reeves	7	Wallace	22	20,128
76	4/5	R	L	Sacramento	99-105	12-25	7-32	19-57	L3	Finley	23	Müürsepp	14	Finley	9	Robnson/Thrpe	22	14,861
77	4/7	H	L	Portland	91-99	12-26	7-32	19-58	L4	Finley	24	Bradley	22	Davis	6	Rider	26	13,343
78	4/9	H	L	Seattle	101-103	12-27	7-32	19-59	L5	Finley	27	Green	18	Finley	6	Payton	28	14,656
79	4/11	H	W	Denver	99-81	13-27	7-32	20-59	W1	Bradley	18	Bradley	14	Finley	7	Fortson	16	13,675
80	4/14	H	L	L.A. Lakers	95-111	13-28	7-32	20-60	L1	Finley	23	Finley	11	Finley	10	O'Neal	34	18,107
81	4/16	R	L	Golden State	82-88	13-28	7-33	20-61	L2	Finley	20	Green	14	Finley	9	Jackson	25	10,431
82	4/17	R	L	L.A. Lakers	95-124													



1996-1997

TOP ROW L-R HEAD COACH JIM CLEAMONS, ASSISTANT COACH BUTCH BEARD, ASSISTANT COACH LANNY VAN EMAN, ED O'BANNON, SAMAKI WALKER, GREG DREILING, SHAWN BRADLEY, A.C. GREEN, KURT THOMAS, ASSISTANT COACH CHARLIE PARKER, ASSISTANT COACH/VIDEO COORDINATOR BOB SALMI, GENERAL MANAGER DON NELSON

BOTTOM ROW L-R ASSISTANT TRAINER STEVE SMITH, SASHA DANILOVIC, KHALID REEVES, ROBERT PACK, MICHAEL FINLEY, DEREK HARPER, ERICK STRICKLAND, MARTIN MÜRSEPP, STACEY KING, CHAD LEWIS, ASSISTANT COACH JACK NOLAN. NOT PICTURED: TRAINER ROGER HINDS

SEASON NOTEBOOK

Won 24, lost 58 (fourth, Midwest)...of the group that finished the season in Dallas, only two players made it from the start of training camp through the end of the season: Samaki Walker and Derek Harper

	G-5	Min	Avg	Fg-Att	Pct	3Fg-Att	Pct	Ft-Att	Pct	Off	Def	Reb	Avg	Ast	Pf-D	Shl	To	Blk	Pts	Avg	Hi	
Finley (Tot)	83-54	2790	33.6	475-1071	.444	101-280	.361	198-245	.808	88	284	372	4.5	224	2.7	138-0	68	164	24	1249	15.0	33
Finley (Dal)	56-36	1994	35.6	334-774	.432	87-225	.387	142-176	.807	54	198	252	4.5	156	2.8	96-0	50	120	20	897	16.0	33
Pack (Tot)	54-42	1782	33.0	272-693	.392	31-112	.277	196-243	.807	28	118	146	2.7	452	8.4	139-0	94	217	6	771	14.3	33
Pack (Dal)	20-11	597	29.9	79-219	.361	9-38	.237	62-73	.849	13	47	60	3.0	127	6.4	56-0	35	67	3	229	11.5	23
Bradley (Tot)	73-70	2288	31.3	406-905	.449	0-8	.000	149-228	.654	221	390	611	8.4	52	0.7	237-7	40	134	248	961	13.2	32
Bradley (Dal)	33-32	1060	32.1	207-449	.461	0-3	.000	68-106	.642	103	183	286	8.7	32	1.0	115-3	17	70	88	482	14.6	32
Danilovic (Tot)	56-42	1789	31.9	248-570	.435	85-236	.360	121-151	.801	29	107	136	2.4	102	1.8	160-2	54	116	9	702	12.5	23
Danilovic (Dal)	13-9	438	33.7	73-174	.420	22-60	.367	48-57	.842	8	26	34	2.6	2.5	1.9	37-0	15	22	1	216	16.6	23
Strickland	28-15	759	27.1	102-256	.398	28-92	.304	65-80	.813	21	69	90	3.2	68	2.4	75-3	27	66	5	297	10.6	25
Harper	75-29	2210	29.5	299-674	.444	60-176	.341	95-128	.742	30	107	137	1.8	321	4.3	144-0	92	132	12	753	10.0	29
Reeves (Tot)	63-30	1432	22.7	184-470	.391	83-227	.366	65-87	.747	34	85	119	1.9	226	3.6	159-3	34	108	9	516	8.2	25
Reeves (Dal)	13-12	384	29.5	43-111	.387	7-35	.200	9-12	.750	12	19	31	2.4	56	4.3	40-0	11	26	2	102	7.8	14
Green (Tot)	83-73	2492	30.0	234-484	.483	1-20	.050	128-197	.650	222	434	656	7.9	69	0.8	145-0	70	74	16	597	7.2	21
Green (Dal)	56-54	1944	34.7	173-356	.486	1-17	.059	97-149	.651	189	329	518	9.3	52	0.9	111-0	52	54	15	444	7.9	21
Thomas (Tot)	18-9	374	20.8	39-105	.371	0-1	.000	35-46	.761	31	76	107	5.9	9	0.5	67-3	12	25	9	113	6.3	18
Walker	43-12	602	14.0	83-187	.444	0-1	.000	48-74	.649	47	100	147	3.4	17	0.4	71-0	15	39	22	214	5.0	13
Mürsepp (Tot)	42-0	348	8.3	54-131	.412	4-24	.167	44-70	.629	35	32	67	1.6	20	0.5	58-1	12	18	11	156	3.7	18
Mürsepp (Dal)	32-0	321	10.0	49-117	.419	3-20	.150	38-56	.679	33	29	62	1.9	17	0.5	55-1	12	15	10	139	4.3	18
O'bannon (Tot)	64-5	809	12.6	93-279	.333	18-70	.257	31-35	.886	50	98	148	2.3	39	0.6	97-0	29	20	12	235	3.7	12
O'bannon (Dal)	19-0	175	9.2	17-72	.236	1-10	.100	11-12	.917	9	27	36	1.9	11	0.6	19-0	5	6	2	46	2.4	7
King (Tot)	11-0	103	9.4	11-22	.500	0-0	—	2-7	.286	11	16	27	2.5	1	0.1	14-0	2	6	1	24	2.2	6
King (Dal)	6-0	70	11.7	6-15	.400	0-0	—	0-4	.000	10	8	18	3.0	0	0.0	11-0	2	5	0	12	2.0	6
Gatling*	44-1	1191	27.1	309-580	.533	1-6	.167	221-313	.706	126	222	348	7.9	25	0.6	125-1	35	114	31	840	19.1	35
Jackson*	46-46	1676	36.4	260-588	.442	46-139	.331	148-188	.787	81	146	227	4.9	156	3.4	113-0	57	107	15	714	15.5	28
Mccloud*	41-26	1207	29.4	204-482	.423	78-205	.380	77-92	.837	29	114	143	3.5	92	2.2	106-1	52	52	8	563	13.7	28
Cassell*	16-13	398	24.9	70-165	.424	15-49	.306	42-50	.840	14	36	50	3.1	57	3.6	48-2	17	41	6	197	12.3	21
Mashburn*	37-21	975	26.4	140-376	.372	42-131	.321	72-111	.649	28	87	115	3.1	93	2.5	69-0	35	57	5	394	10.6	27
Kidd*	22-22	791	36.0	75-203	.369	21-65	.323	46-69	.667	30	60	90	4.1	200	9.1	42-0	45	66	8	217	9.9	25
Watson*	10-6	211	21.1	20-47	.426	3-9	.333	2-4	.500	14	15	29	2.9	2.3	2.0	18-0	11	15	2	45	4.5	10
Miller*	42-0	836	19.9	76-154	.494	0-1	.000	28-53	.528	82	151	233	5.5	58	1.4	133-1	34	70	50	180	4.3	13
Meyer*	19-16	259	13.6	34-78	.436	1-2	.500	9-12	.750	14	35	49	2.6	7	0.4	52-1	6	27	3	78	4.1	11
Dumas*	18-0	227	12.6	27-77	.351	3-24	.125	15-23	.652	3	11	14	0.8	22	1.2	36-0	10	15	1	72	4.0	15
Montross*	47-46	984	20.9	86-187	.460	0-0	—	10-34	.294	66	170	236	5.0	32	0.7	150-2	9	51	34	182	3.9	12
Dreiling*	40-3	389	9.7	34-74	.459	1-1	1.000	11-27	.407	19	57	76	1.9	11	0.3	65-1	8	9	7	80	2.0	9
Sasser*	2-0	7	3.5	1-4	.250	0-1	.000	0-0	—	1	0	1	0.5	1	0.5	0-0	1	0	0	2	1.0	2
Robertson*	12-0	40	3.3	6-15	.400	0-0	—	10-14	.714	2	8	10	0.8	0	0.0	2-0	0	5	1	22	1.8	6
Smith*	8-0	60	7.5	6-18	.333	1-6	.167	1-1	1.000	2	8	10	1.3	4	0.5	9-0	1	4	0	14	1.8	4
Mavericks	82	19805	2813-6452	.436	430-1316	.327	1375-1918	.717	1040	2262	3302	40.3	1663	20.3	1798-16	654	1324	351	7431	90.6	111	
Opponents	82	19805	2966-6469	.458	538-1444	.373	1482-1974	.751	1098	2428	3526	43.0	1794	21.9	1720-18	687	1284	433	7952	97.0	116	





1996-97 SEASON STATISTICS & RESULTS

No	Date	H-R	W-L	Opponent	Score	Home Record	Road Record	Total Record	Sk	Dallas Hi Scorer	Pt	Dallas Hi Rebr	Rb	Dallas Hi Scorer	Pt	Opponent Hi Rebr	Rb	Attend
1	11/1	R	W	Denver	92-91	0-0	1-0	1-0	W1	Jackson	28	Jackson	11	L. Ellis	21	Johnson	17	16,104
2	11/2	H	L	Sacramento	94-107	0-1	1-0	1-1	L1	Jackson	26	Miller	11	Richmond	24	Grant	15	18,042
3	11/5	R	L	Toronto	96-100	0-1	1-1	1-2	L2	Gatling	22	Gatling	11	Williams	34	Rogers	12	17,065
4	11/6	R	L	Detroit	84-103	0-1	1-2	1-3	L3	Dumas	15	McCloud	8	Dumars	18	Thorpe	13	14,473
5	11/9	H	L	Miami	84-91	0-2	1-2	1-4	L4	Mashburn	19	Gatling	11	Th/Dm	19	Thomas	14	15,021
6	11/12	H	W	Indiana	103-82	1-2	1-2	2-4	W1	Harper	17	Miller	11	Miller	19	D. Davis	10	14,153
7	11/14	R	L	Minnesota	90-100	1-2	1-3	2-5	L1	Gatling	26	Gatling	14	Gugliotta	30	Kg/Tg	11	14,079
8	11/16	H	L	Utah	87-88	1-3	1-3	2-6	L2	Gatling	23	Gatling	20	Stockton	23	Russell	13	15,947
9	11/19	R	L	Milwaukee	97-100	1-3	1-4	2-7	L3	Kidd	25	Kidd	13	Ag/Jn	27	Gilliam	13	13,225
10	11/21	H	W	L.A. Clippers	105-94	2-3	1-4	3-7	W1	Gatling	27	Gatling	9	Sealy	15	Vaught	11	13,510
11	11/23	R	L	New Jersey	91-114	2-3	1-5	3-8	L1	McCloud	13	Meyer	9	Gill	26	J. Williams	15	15,701
12	11/24	R	L	Boston	91-105	2-3	1-6	3-9	L2	Jj/Cg	23	Gatling	11	Barros	21	Radja	11	15,244
13	11/26	H	W	San Antonio	105-101	3-3	1-6	4-9	W1	Gatling	26	Gatling	6	Wilkins	32	Wp/Mw	8	14,567
14	11/29	H	L	Chicago	97-116	3-4	1-6	4-10	L1	Gatling	35	Gatling	11	Jordan	36	Rodman	19	18,042
15	12/2	R	W	Orlando (Ot)	108-102	3-4	2-6	5-10	W1	Gatling	25	Gatling	14	Seikaly	26	Seikaly	14	17,248
16	12/4	R	L	Miami	79-101	3-4	2-7	5-11	L1	Gatling	16	Miller	9	Hardaway	33	Mourning	8	14,658
17	12/5	H	W	Philadelphia	106-102	4-4	2-7	6-11	W1	Gatling	24	Montross	8	Iverson	36	Williams	14	13,443
18	12/7	H	W	Vancouver	96-85	5-4	2-7	7-11	W2	Harper	20	Miller	10	Peeler	16	Lynch	9	15,102
19	12/10	R	W	L.A. Clippers	100-95	5-4	3-7	8-11	W3	Gatling	30	Jackson	8	Ms/Lv	14	Vaught	10	5,174
20	12/12	R	L	Sacramento	86-93	5-4	3-8	8-12	L1	Gatling	21	Gatling	9	Richmond	24	Smith	12	17,317
21	12/14	R	L	San Antonio	105-106	5-4	3-9	8-13	L2	McCloud	28	Miller	11	Robinson	27	Robinson	10	16,548
22	12/17	H	L	Atlanta	73-109	5-5	3-9	8-14	L3	McCloud	20	Gm/Em	7	Blaylock	27	Mutombo	12	14,805
23	12/19	R	W	Vancouver	105-98	5-5	4-9	9-14	W1	Gatling	25	Gatling	10	Peeler	25	Lynch	10	15,049
24	12/20	R	L	Portland	77-107	5-5	4-10	9-15	L1	Gatling	16	Cg/Jj	5	Robinson	21	Rj/Gt	9	20,123
25	12/22	R	L	Seattle	79-93	5-5	4-11	9-16	L2	McCloud	23	Gatling	9	Payton	31	Kemp	13	17,072
26	12/26	H	L	Golden State	108-113	5-6	4-11	9-17	L3	Gatling	25	Montross	10	Smith	30	Smith	16	13,365
27	12/28	H	W	Seattle	95-90	6-6	4-11	10-17	W1	Harper	24	Gatling	13	Payton	28	Schrempf	12	18,042
28	1/2	R	L	Charlotte	97-107	6-6	4-12	10-18	L1	Jj/Cg	22	Gatling	13	Rice	37	Divac	15	24,042
29	1/4	H	L	Portland	104-110	6-7	4-12	10-19	L2	Gatling	24	Ag/Em	12	Sabonis	33	Sabonis	12	15,148
30	1/7	R	L	New York	72-102	6-7	4-13	10-20	L3	Jackson	20	Jackson	7	Starks	21	Ewing	10	19,763
31	1/8	R	W	Philadelphia	111-93	6-7	5-13	11-20	W1	McCloud	23	Finley	9	Iverson	22	Stackhouse	6	10,756
32	1/11	H	W	Denver	104-99	7-7	5-13	12-20	W2	Cg/Gm	21	Green	9	L. Ellis	28	De/Le/Th	9	15,174
33	1/13	H	L	Phoenix	98-105	7-8	5-13	12-21	L1	Gatling	22	Mf/Ag	7	Ceballos	26	Ceballos	12	12,905
34	1/15	H	L	Orlando	66-78	7-9	5-13	12-22	L2	Dh/Jj	12	Green	13	Hardaway	26	Hg/Ds	9	13,585
35	1/17	H	L	Houston	78-88	7-10	5-13	12-23	L3	Mashburn	17	Ag/Om	10	Olajuwon	26	Olajuwon	12	18,042
36	1/18	R	W	Denver	107-104	7-10	6-13	13-23	W1	Mashburn	27	Jackson	9	D. Ellis	24	Johnson	17	9,518
37	1/20	R	L	L.A. Lakers	99-109	7-10	6-14	13-24	L1	Jackson	22	Green	10	Van Exel	24	O'Neal	13	16,959
38	1/21	R	L	Golden State	93-105	7-10	6-15	13-25	L2	Jackson	22	Gatling	8	Sprewell	46	Mullin	7	13,777
39	1/24	R	L	San Antonio	87-97	7-10	6-16	13-26	L3	Gatling	25	Jackson	9	Wilkins	27	Perdue	12	13,695
40	1/25	H	W	New Jersey	92-81	8-10	6-16	14-26	W1	Mashburn	21	Green	8	Gill	23	Massenburg	11	16,885
41	1/28	H	L	L.A. Lakers	83-102	8-11	6-16	14-27	L1	Mashburn	26	Miller	12	O'Neal	31	O'Neal	10	18,042
42	1/30	H	L	Minnesota	82-92	8-12	6-16	14-28	L2	Gatling	29	Gatling	18	Mitchell	21	Garnett	12	14,836
43	2/1	H	W	Utah	100-97	9-12	6-16	15-28	W1	Harper	29	Gatling	12	Malone	36	Ostertag	13	17,185
44	2/4	H	W	Sacramento	104-96	10-12	6-16	16-28	W2	Cassell	20	McCloud	9	Richmond	31	Polynice	8	12,338
45	2/11	H	L	San Antonio	97-111	10-13	6-16	16-29	L1	Gatling	24	Gatling	13	Maxwell	34	Perdue	16	13,172
46	2/13	H	L	Golden State	99-107	10-14	6-16	16-30	L2	Gatling	19	Gatling	13	Sprewell	28	Smith	12	13,034
47	2/15	R	L	Utah	84-99	10-14	6-17	16-31	L3	Jackson	19	Green	10	Hornacek	18	Ostertag	12	19,911
48	2/17	R	W	Vancouver	100-95	10-14	7-17	17-31	W1	Mf/Ag	21	Green	15	Reeves	27	Edwards	7	15,540
49	2/18	R	L	L.A. Clippers	69-87	10-14	7-18	17-32	L1	Finley	18	Green	11	Sealy	23	Vaught	9	6,592
50	2/20	H	L	Milwaukee	99-101	10-15	7-18	17-33	L2	Finley	33	Bradley	10	Baker	29	Baker	12	13,703
51	2/22	H	L	Toronto	92-99	10-16	7-18	17-34	L3	Sd/Mf	20	Green	12	Christie	22	Miller	8	16,314
52	2/23	R	W	Phoenix	88-86	10-16	8-18	18-34	W1	Finley	20	Bradley	10	Ceballos	22	Ceballos	14	19,023
53	2/25	H	W	Charlotte	86-84	11-16	8-18	19-34	W2	Finley	18	Green	15	Rice	29	Mason	22	13,339
54	2/27	H	L	Minnesota (20T)	105-107	11-17	8-18	19-35	L1	Strickland	25	Green	17	Garnett	23	Garnett	9	12,405
55	3/1	R	L	Houston	80-89	11-17	8-19	19-36	L2	Finley	14	Bradley	9	Willis	26	Olajuwon	11	16,285
56	3/2	H	L	Phoenix (Ot)	108-109	11-18	8-19	19-37	L3	Finley	24	Green	14	Kidd	23	Williams	8	14,832
57	3/4	H	L	L.A. Lakers	92-102	11-19	8-19	19-38	L4	Finley	23	Green	12	Van Exel	37	Campbell	10	15,809
58	3/5	R	L	Utah	65-96	11-19	8-20	19-39	L5	Sb/Mf	13	Bradley	12	Malone	20	Ostertag	13	19,911
59	3/7	R	L	Portland	69-80	11-19	8-21	19-40	L6	Finley	17	Green	11	C. Robinson	15	Sabonis	9	21,243
60	3/9	H	L	Houston	83-88	11-20	8-21	19-41	L7	Finley	24	Sb/Ag	11	Willis	19	Olajuwon	12	18,042
61	3/11	H	W	New York	91-83	12-20	8-21	20-41	W1	Finley	23	Finley	9	Oakley	16	Ewing	12	15,792
62	3/13	H	W	Boston	109-107	13-20	8-21	21-41	W2	Bradley	31	Green	11	Wesley	34	Walker	17	15,581
63	3/15	R	L	Phoenix	76-101	13-20	8-22	21-42	L1	Finley	26	Green	11	Johnson	23	Williams	13	19,023
64	3/16	R	W	Sacramento	89-88	13-20	9-22	22-42	W1	Strickland	21	Bradley	11	Richmond	26	Polynice	13	17,317
65	3/18	H	L	Washington	85-86	13-21	9-22	22-43	L1	Finley	18	Green	11	Webber	20	Howard	14	15,142
66	3/21	R	L	Atlanta	72-93	13-21	9-23	22-44	L2	Bradley	17	Walker	7	Blaylock	20	Mutombo	18	13,809
67	3/22	H	L	Cleveland	72-75	13-22	9-23	22-45	L3	Finley	22	Green	14	Hill	24	Hill	18	15,102
68	3/25	R	L	Chicago	92-94	13-22	9-24	22-46	L4	Finley	28	Green	13	Mj/Sk	20	Rodman	21	23,854
69	3/26	R	L	Indiana	80-104	13-22	9-25	22-47	L5	Harper	19	Green	7	Hoiberg	21	A. Davis	10	14,503
70	3/29	R	L	Washington	87-94	13-22	9-26	22-48	L6	Finley	25	Green	11	Strickland	21	Webber	18	11,269
71	3/30	R	L	Cleveland	80-84	13-22	9-27	22-49	L7	Pack	23	Green	9	Brandon	19	Hill	8	15,376
72	4/1	H	L	Detroit	82-100	13-23	9-27	22-50	L8	Mf/Rp	15	Green	10	Hill	35	Hill	18	15,291
73	4/3	R	L	Golden State	90-106	13-23	9-28	22-51	L9	Harper	19	Green	8	Sprewell	25	Smith	12	13,669
74	4/5	R	L	Seattle	84-103	13-23	9-29	22-52	L10	Danilovic	18	Bradley	10	Payton	23	Nm/Ds/Tc	6	17,072
75	4/6	R	L	L.A. Lakers	80-87	13-23	9-30	22-53	L11	Harper	18	Green	14	Fisher	21	Rooks	11	17,364
76	4/8	H	W	Portland	87-82	14-23	9-30	23-53	W1	Danilovic	22	Green	14	C. Robinson	15	Anderson	8	13,590
77	4/10	H	L	Seattle	82-90	14-24	9-30	23-54	L1	Finley	25	Bradley	8	Hawkins	17	Kemp	9	13,687
78	4/12	H	L	Vancouver	85-96	14-25	9-30	23-55	L2	Pack	22	Bradley	13	Abdur-Rahim	30	Abdur-Rahim	17	14,060
79	4/14	H	L	L.A. Clippers	93-99	14-26	9-30	23-56	L3	Bradley	32	Bradley	16	Martin	21	Vaught	15	15,461
80	4/16	R	W	Minnesota	92-77	14-26	10-30	24-56	W1	Finley	19	Green	14	Garnett	16			



1995-1996

TOP ROW L-R HEAD COACH DICK MOTTA, ASSISTANT COACH BRAD DAVIS, ASSISTANT COACH KIP MOTTA, CHEROKEE PARKS, LOREN MEYER, POPEYE JONES, LORENZO WILLIAMS, TERRY DAVIS, DAVID WOOD, DIRECTOR OF PLAYER PERSONNEL KEITH GRANT, PRESIDENT & GENERAL MANAGER NORM SONJU

BOTTOM ROW L-R EQUIPMENT MANAGER KERRY LEATH, ASSISTANT EQUIPMENT MANAGER BEN CARTER, LUCIOUS HARRIS, JIM JACKSON, JASON KIDD, JAMAL MASHBURN, GEORGE MCCLOUD, SCOTT BROOKS, TRAINER DOUG ATKINSON. NOT PICTURED: TONY DUMAS. DID NOT FINISH THE SEASON IN DALLAS: REGGIE SLATER, DONALD HODGE

SEASON NOTEBOOK

Won 26, lost 56 (fifth, Midwest)...the Mavericks were 735-of-2039 (.360) from behind the 3-point stripe, shattering the NBA records for 3-point field goals made and attempted in a season...Dick Motta registered his 900th NBA victory on Dec. 28 when the Mavericks beat the Grizzlies 103-101 on a Tony Dumas buzzer-beater in double-overtime...Jason Kidd became the first Mavericks player to start an All-Star Game when he was elected as a starter by the fans for the Feb. 11 game in San Antonio's Alamodome...overall, the Mavericks lost 212 player games due to injury/illness...leading scorer Jamal Mashburn missed the final 64 games of the season with a knee injury...on 12/6/96, the NBA announced that Roy Tarpley had violated the terms of his after-care agreement and was disqualified from the league.


	G-S	Min	Avg	Fg-Att	Pct	3Fg-Att	Pct	Ft-Att	Pct	Off	Def	Reb	Avg	Ast	Avg	Pf-D	Stl	To	Blk	Pts	Avg	Hi
Mashburn	18-18	669	37.2	145-383	.379	35-102	.343	97-133	.729	37	60	97	5.4	50	2.8	39-0	14	55	3	422	23.4	37
Jackson	82-82	2820	34.4	569-1308	.435	121-333	.363	345-418	.825	173	237	410	5.0	235	2.9	165-0	47	191	22	1604	19.6	38
Mccloud	79-63	2846	36.0	530-1281	.414	257-678	.379	180-224	.804	116	263	379	4.8	212	2.7	212-1	113	166	38	1497	18.9	37
Kidd	81-81	3034	37.5	493-1293	.381	133-396	.336	229-331	.692	203	350	553	6.8	783	9.7	155-0	175	328	26	1348	16.6	37
Dumas	67-12	1284	19.2	274-655	.418	74-207	.357	154-257	.599	58	57	115	1.7	99	1.5	128-0	42	77	13	776	11.6	39
Jones	68-68	2322	34.1	327-733	.446	14-39	.359	102-133	.767	206	477	737	10.8	132	1.9	262-8	54	109	27	770	11.3	24
Harris	61-1	1016	16.7	183-397	.461	47-125	.376	68-87	.782	41	81	122	2.0	79	1.3	56-0	35	46	3	481	7.9	19
Brooks	69-0	716	10.4	134-293	.457	25-62	.403	59-69	.855	11	30	4	0.6	100	1.4	53-0	42	43	3	352	5.1	18
Meyer	72-21	1266	17.6	145-330	.439	3-11	.273	70-102	.686	114	205	319	4.4	57	0.8	224-6	20	67	32	363	5.0	14
Davis	28-0	501	17.9	55-108	.509	0-0	—	27-47	.574	43	74	117	4.2	21	0.8	66-2	10	25	4	137	4.9	15
Parks	64-3	869	13.6	101-247	.409	7-26	.269	41-62	.661	66	150	216	3.4	29	0.5	100-0	25	31	32	250	3.9	25
Wood (Tot)	62-0	772	12.5	75-174	.431	20-62	.323	38-50	.760	51	103	154	2.5	34	0.5	150-5	19	24	10	208	3.4	19
Wood (Dal)	37-0	642	17.4	67-154	.435	19-59	.322	29-40	.725	42	91	133	3.6	27	0.7	118-5	16	19	9	182	4.9	19
Williams	65-61	1806	27.8	87-214	.407	0-1	.000	24-70	.343	234	287	521	8.0	85	1.3	226-9	48	78	122	198	3.0	10
Slater (Tot)*	11-0	72	6.5	14-27	.519	0-0	—	3-7	.429	4	11	15	1.4	2	0.2	11-0	2	9	3	3	2.8	11
Slater (Dal)*	3-0	26	8.7	5-11	.455	0-0	—	1-2	.500	1	4	5	1.7	0	0.0	6-0	0	3	0	11	3.7	11
Hodge*	13-0	113	8.7	9-24	.375	0-0	—	0-0	—	9	13	22	1.7	4	0.3	26-0	1	2	8	18	1.4	8
Mavericks	82	19930	-	3124-7431	.420	735-2039	.360	1426-1975	.722	1408	2379	3787	46.2	1913	23.3	1836-31	642	1270	342	8409	102.5	140
Opponents	82	19930	-	3403-6921	.492	470-1193	.394	1535-2097	.732	1087	2726	3813	46.5	1978	24.1	1841-15	702	1348	531	8811	107.5	13





1995-96 SEASON STATISTICS & RESULTS

No	Date	H-R	W-L	Opponent	Score	Home	Road	Total	Sk	Dallas Hi Scorer	Pt	Dallas Hi Rebr	Rb	Dallas Hi Scorer	Pt	Opponent Hi Rebr	Rb	Attend
1	11/3	R	W	San Antonio	103-97	0-0	1-0	1-0	W1	Jk/Jm	27	Jk/Jm	9	Elliott	24	Robinson	10	28,821
2	11/4	H	W	Golden State	99-84	1-0	1-0	2-0	W2	Jones	24	Williams	15	Th/LS	18	Js/Rs	9	17,502
3	11/7	H	W	Vancouver	99-88	2-0	1-0	3-0	W3	Mashburn	16	Parks	10	Benjamin	16	Anthony	6	15,325
4	11/9	H	W	Milwaukee	104-94	3-0	1-0	4-0	W4	Mashburn	27	Jones	15	Baker	29	Baker	14	15,095
5	11/11	H	L	Atlanta	100-113	3-1	1-0	4-1	L1	Jackson	30	Williams	15	Kn/Al	21	Henderson	13	17,502
6	11/13	R	W	Vancouver	94-89	3-1	2-0	5-1	W1	Kidd	25	Jones	14	Anthony	19	Gattison	9	17,171
7	11/15	R	L	L.A. Lakers	97-114	3-1	2-1	5-2	L1	Mashburn	32	Williams	9	Ceballos	31	Ceballos	13	11,381
8	11/17	R	L	L.A. Clippers	90-101	3-1	2-2	5-3	L2	Mashburn	26	Lm/Pj/Jk	8	Williams	28	Vaught	11	7,776
9	11/18	R	L	Golden State	108-121	3-1	2-3	5-4	L3	Mashburn	32	Jones	8	Th/LS	27	Rozier	7	15,025
10	11/21	H	L	Chicago (Ot)	102-108	3-2	2-3	5-5	L4	Kidd	25	Kidd	15	Jordan	36	Pippen	12	17,502
11	11/24	H	L	Denver (Ot)	109-112	3-3	2-3	5-6	L5	Mashburn	37	Williams	13	Abdul-Rauf	39	Mutombo	17	17,502
12	11/28	R	L	Miami	89-111	3-3	2-4	5-7	L6	Mashburn	24	Jones	10	Mourning	38	Willis	13	14,268
13	11/30	R	L	Orlando	96-110	3-3	2-5	5-8	L7	Dumas	22	Davis	10	Scott	29	Grant	13	17,248
14	12/1	R	W	Atlanta	106-98	3-3	3-5	6-8	W1	Mashburn	33	Td/Pj	9	Smith	26	Al/Sa	7	9,9824
15	12/3	R	L	Cleveland	107-108	3-3	3-6	6-9	L1	Mashburn	28	Pj/Gm	8	Brandon	27	Cage	11	16,673
16	12/5	R	L	New York	87-92	3-3	3-7	6-10	L2	Mashburn	21	Mashburn	13	Ewing	22	Ewing	12	19,763
17	12/6	R	L	Philadelphia	87-108	3-3	3-8	6-11	L3	Mashburn	22	Jones	15	Maxwell	25	Weatherspoon	13	10,693
18	12/9	H	L	Washington	94-103	3-4	3-8	6-12	L4	McCloud	19	Lw/Pj	14	Pack	25	Muresan	9	17,502
19	12/12	H	W	Seattle (Ot)	112-101	4-4	3-8	7-12	W1	Dumas	35	Jones	12	Hawkins	24	Kemp	22	16,089
20	12/14	H	L	San Antonio	111-126	4-5	3-8	7-13	L1	McCloud	20	Davis	10	Robinson	33	Perdue	15	17,027
21	12/16	H	L	Phoenix (Ot)	108-111	4-6	3-8	7-14	L2	McCloud	36	Williams	15	Barkley	29	Green	12	17,502
22	12/19	R	L	Chicago	101-114	4-6	3-9	7-15	L3	Dumas	24	Jj/Lm	8	Jordan	32	Rodman	13	23,208
23	12/22	R	L	Indiana	79-90	4-6	3-10	7-16	L4	McCloud	19	Jones	9	Jackson	20	Davis	11	16,533
24	12/23	R	L	Minnesota	98-111	4-6	3-11	7-17	L5	Gm/Jj	22	Jackson	9	Rider	26	Gugliotta	12	16,492
25	12/26	R	L	Denver	102-114	4-6	3-12	7-18	L6	Jackson	31	Jones	12	Ellis	30	Mutombo	18	17,171
26	12/28	H	W	Vancouver (20t)	103-101	5-6	3-12	8-18	W1	Jackson	22	Williams	15	Br/Ga	18	Avent	15	17,502
27	12/30	H	L	Houston	102-105	5-7	3-12	8-19	L1	Dumas	27	Jones	11	Olajuwon	35	Olajuwon	11	17,502
28	1/2	H	L	Utah	92-102	5-8	3-12	8-20	L2	Jj/Jk	23	Jones	9	Malone	29	Malone	13	15,899
29	1/4	R	L	Washington	100-112	5-8	3-13	8-21	L3	Jackson	33	Williams	10	Howard	27	Muresan	13	18,756
30	1/5	R	L	New Jersey	99-107	5-8	3-14	8-22	L4	Jackson	32	Williams	8	Gillian	26	Williams	14	13,804
31	1/7	R	W	Boston	117-96	5-8	4-14	9-22	W1	Jackson	30	Williams	16	Radja	28	Radja	13	18,246
32	1/9	H	L	Indiana	84-91	5-9	4-14	9-23	L1	McCloud	25	Jones	28	Smits	20	D. Davis	13	15,843
33	1/12	R	W	Phoenix (Ot)	140-130	5-9	5-14	10-23	W1	Dumas	39	Jones	13	Perry	35	Green	16	19,023
34	1/13	H	L	Charlotte	83-103	5-10	5-14	10-24	L1	McCloud	18	Meyer	11	Johnson	20	Geiger	17	17,502
35	1/15	H	W	Orlando	119-104	6-10	5-14	11-24	W1	Jackson	29	Jones	16	O'Neal	33	O'Neal	8	17,502
36	1/19	H	W	Boston	129-124	7-10	5-14	12-24	W2	Jackson	31	Pj/Gm	9	Wesley	25	Fox	8	17,502
37	1/21	R	L	Seattle	101-108	7-10	5-15	12-25	L1	McCloud	29	Jones	20	Payton	29	Kemp	17	17,072
38	1/23	R	W	Sacramento	111-109	7-10	6-15	13-25	W1	Jackson	30	Lm/Jk	10	Richmond	36	Grant	16	17,317
39	1/25	H	L	Detroit	92-93	7-11	6-15	13-26	L1	McCloud	23	Jk/Lm	8	Mills	24	Mills	9	16,504
40	1/27	H	L	Portland	103-112	7-12	6-15	13-27	L2	Jackson	23	Jones	11	C. Robinson	29	Sabonis	13	17,502
41	1/30	H	W	L.A. Clippers	105-101	8-12	6-15	14-27	W1	Jackson	27	Kidd	16	Vaught	21	Vaught	16	16,446
42	2/1	H	W	Seattle	103-100	9-12	6-15	15-27	W2	Kidd	36	Jones	14	Kemp	22	Kemp	15	15,295
43	2/3	H	L	Minnesota	96-105	9-13	6-15	15-28	L1	Kidd	26	Jones	13	Rider	26	Gugliotta	20	16,415
44	2/5	R	L	Minnesota	92-104	9-13	6-16	15-29	L2	Kidd	22	Jones	13	Laettner	23	Gugliotta	11	13,244
45	2/6	R	L	Milwaukee	111-114	9-13	6-17	15-30	L3	McCloud	36	Meyer	9	Baker	36	Baker	8	13,854
46	2/8	H	W	Utah (20t)	136-133	10-13	6-17	16-30	W1	Jackson	38	Jones	9	Malone	36	Keefe	13	15,151
47	2/13	R	L	Houston	106-121	10-13	6-18	16-31	L1	McCloud	23	Jones	12	Cassell	31	Drexler	14	16,285
48	2/15	R	L	Utah	103-106	10-13	6-19	16-32	L2	Kidd	34	Pj/Jj	8	Malone	30	Malone	13	19,911
49	2/16	R	L	L.A. Lakers	114-119	10-13	6-20	16-33	L3	Jackson	31	Pj/Jk	7	Johnson	30	Ceballos	11	17,505
50	2/19	H	L	Golden State	100-112	10-14	6-20	16-34	L4	McCloud	27	Jj/Pj/Lm/Cp	5	Sprewell	22	Seikaly	12	15,493
51	2/21	H	W	Sacramento	93-91	11-14	6-20	17-34	W1	Jackson	21	Williams	20	Richmond	19	Grant	15	14,980
52	2/23	H	L	L.A. Lakers	88-114	11-15	6-20	17-35	L1	Kidd	17	Jk/Cp	10	Ceballos	27	Divac	18	17,502
53	2/25	H	W	Toronto	105-98	12-15	6-20	18-35	W1	Jackson	24	Williams	18	Stoudamire	23	Tabak	16	16,618
54	2/27	H	L	Philadelphia	115-121	12-16	6-20	18-36	L1	McCloud	30	McCloud	12	Weatherspoon	27	Weatherspoon	12	14,811
55	2/29	R	W	Denver	137-120	12-16	7-20	19-36	W1	Jackson	30	Kidd	12	Abdul-Rauf	23	Mutombo	12	16,462
56	3/1	R	W	Vancouver	119-111	12-16	8-20	20-36	W2	McCloud	32	Williams	16	Reeves	23	B. Edwards	13	15,656
57	3/3	H	L	Phoenix	114-121	12-17	8-20	20-37	L1	McCloud	23	Jackson	13	Barkley	26	Barkley	13	17,502
58	3/5	H	W	New Jersey	127-117	13-17	8-20	21-37	W1	McCloud	30	McCloud	12	Bradley	32	Bradley	15	16,522
59	3/7	R	L	Charlotte	105-119	13-17	8-21	21-38	L1	Dumas	23	Kidd	6	Lj/Dc	21	Geiger	15	24,042
60	3/9	R	L	Detroit	91-92	13-17	8-22	21-39	L2	Jackson	28	Williams	14	Thorpe	20	Hill	17	21,464
61	3/10	R	L	Toronto	112-128	13-17	8-23	21-40	L3	Jackson	36	Kidd	10	Stoudamire	25	Tabak	14	21,873
62	3/12	H	L	Miami	118-125	13-18	8-23	21-41	L4	Gm/Jj	28	Jackson	6	Mourning	40	Mourning	13	17,502
63	3/14	R	L	L.A. Clippers	106-110	13-18	8-24	21-42	L5	McCloud	34	Kidd	13	Vaught	20	Vaught	14	14,452
64	3/15	R	L	Seattle	97-120	13-18	8-25	21-43	L6	McCloud	30	Williams	10	Perkins	26	Kemp	12	17,072
65	3/17	R	L	Portland	86-112	13-18	8-26	21-44	L7	Parks	25	Wood	8	C. Robinson	23	Dudley	10	20,324
66	3/19	H	L	Cleveland	72-81	13-19	8-26	21-45	L8	McCloud	18	Williams	10	Ferry	24	Majerle	10	17,121
67	3/22	H	L	Minnesota	84-110	13-20	8-26	21-46	L9	McCloud	22	Jones	10	Rider	31	Gugliotta	17	17,008
68	3/24	H	L	New York	79-85	13-21	8-26	21-47	L10	Jones	17	Jones	17	Ewing	36	Ewing	15	17,502
69	3/25	R	L	Utah	86-103	13-21	8-27	21-48	L11	Brooks	16	Jones	12	Malone	29	Malone	12	19,911
70	3/27	H	W	Houston	117-114	14-21	8-27	22-48	W1	Kidd	22	Jones	12	Bryant	30	Mb/Cj	11	17,502
71	3/29	H	L	San Antonio	104-119	14-22	8-27	22-49	L1	McCloud	30	Kidd	10	Robinson	31	Robinson	15	17,502
72	3/31	H	L	Portland	100-115	14-23	8-27	22-50	L2	Dumas	15	Jones	11	Sabonis	21	Strickland	7	15,902
73	4/2	H	L	Sacramento	97-104	14-24	8-27	22-51	L3	McCloud	26	Williams	12	Grant	25	Smith	10	15,194
74	4/6	H	W	L.A. Clippers	101-96	15-24	8-27	23-51	W1	Jackson	25	Jones	27	Richardson	18	Vaught	11	16,955
75	4/8	R	W	Golden State	104-102	15-24	9-27	24-51	W2	Jackson	24	Jones	13	Smith	26	Smith	11	15,025
76	4/9	R	L	Sacramento	86-95	15-24	9-28	24-52	L1	McCloud	37	Jones	11	Grant	25	Polynice	10	17,317
77	4/11	R	L	Portland	99-114	15-24	9-29	24-53	L2	Jackson	23	Kidd	10	Sabonis	21	Sabonis	15	20,436
78	4/13	R	L	Houston	111-112	15-24	9-30	24-54	L3	Jackson	33	Jones	15	Olajuwon	31	Olajuwon	13	16,285
79	4/16	H	L	L.A. Lakers	113-95	15-25	9-30	24-55	L4	Jones	19	Jones	11	Ceballos	23	Campbell	9	17,502
80	4/18	H	W	Denver	132-98	16-25	9-30	25-55	W1	Jackson	25	Lw/Dw	10	Maclean</				



1994-1995

TOP ROW L-R HEAD COACH DICK MOTTA, ASSISTANT COACH BRAD DAVIS, ASSISTANT COACH KIP MOTTA, POPEYE JONES, DONALD HODGE, ROY TARPLEY, TERRY DAVIS, DOUG SMITH, LORENZO WILLIAMS, DIRECTOR OF PLAYER PERSONNEL KEITH GRANT, CHIEF OPERATING OFFICER/GENERAL MANAGER NORM SONJU

BOTTOM ROW L-R EQUIPMENT MANAGER KERRY LEATH, TONY DUMAS, LUCIOUS HARRIS, SCOTT BROOKS, JIM JACKSON, JASON KIDD, JAMAL MASHBURN, GEORGE MCCLLOUD, TRAINER DOUG ATKINSON. DID NOT FINISH THE SEASON IN DALLAS: MORLON WILEY

SEASON NOTEBOOK

Won 36, lost 46 (fifth, Midwest)...the Mavericks finished their 15th NBA season with a 23-game improvement over 1993-94 (when Dallas went 13-69)...the 23-game improvement tied for the sixth-biggest turnaround in NBA history...the Mavericks won 12 more games than they did the previous two seasons combined...Jackson (25.7 ppg, fifth in the NBA prior to his injury) and Jamal Mashburn (24.1 ppg, fifth in the NBA) combined to average 49.8 ppg, the second-highest scoring tandem in the NBA behind Orlando's Shaquille O'Neal and Anfernee Hardaway, who averaged 50.2 ppg...Mashburn (at Chicago on 11/12/94) and Jackson (at Denver on 11/26/94) each scored a club-record 50 points, marking just the sixth time in NBA history for teammates to each score 50-plus points in a game in the same season...Jason Kidd was voted the winner of the Schick NBA Rookie of the Year Award, tying with Grant Hill...Kidd also led the NBA in triple-doubles.

	G-S	Min	Avg	Fg-Att	Pct	3Fg-Att	Pct	Ft-Att	Pct	Off	Def	Reb	Avg	Ast	Avg	Pf-D	Stl	To	Blk	Pts	Avg	Hi
Jackson	51-51	1982	38.9	484-1026	.472	35-110	.318	306-380	.805	120	140	260	5.1	191	3.7	92-0	28	160	12	1309	25.7	50
Mashburn	80-80	2980	37.3	683-1566	.436	113-344	.328	447-605	.739	116	215	331	4.1	298	3.7	190-0	82	235	8	1926	24.1	50
Tarpley	55-1	1354	24.6	292-610	.479	5-18	.278	102-122	.836	142	307	449	8.2	58	1.1	155-2	45	109	55	691	12.6	26
Kidd	79-79	2668	33.8	330-857	.385	70-257	.272	192-275	.698	152	278	430	5.4	607	7.7	146-0	151	250	24	922	11.7	38
Jones	80-80	2385	29.8	372-839	.443	1-12	.083	80-124	.645	329	515	844	10.6	163	2.0	267-5	35	124	27	825	10.3	25
McCloud	42-3	802	19.1	144-328	.439	34-89	.382	80-96	.833	82	65	147	3.5	53	1.3	71-0	23	40	9	402	9.6	25
Harris	79-31	1695	21.5	280-610	.459	55-142	.387	136-170	.800	85	135	220	2.8	132	1.7	105-0	58	77	14	751	9.5	31
Brooks (Tot)	59-0	808	13.7	126-275	.458	25-69	.362	64-79	.810	14	52	66	1.1	116	2.0	56-0	34	47	4	341	5.8	23
Brooks (Dal)	31-0	622	20.1	91-210	.433	17-52	.327	46-58	.793	13	40	53	0.7	94	3.0	42-0	26	33	3	245	7.9	21
Smith	63-0	826	13.1	131-314	.417	1-12	.083	57-75	.760	43	101	144	2.3	44	0.7	132-1	29	37	26	320	5.1	18
Dumas	58-0	613	10.6	96-250	.384	22-73	.301	50-77	.649	32	30	62	1.1	57	1.0	78-0	13	50	4	264	4.6	24
Williams	82-81	2383	29.1	145-304	.477	0-0	—	38-101	.376	291	399	690	8.4	124	1.5	306-6	52	105	148	328	4.0	19
Hodge	54-0	633	11.7	83-204	.407	4-14	.286	39-51	.765	40	82	122	2.3	41	0.8	107-1	10	39	14	209	3.9	13
Davis	46-2	580	12.6	49-113	.434	0-2	.000	42-66	.636	63	93	156	3.4	10	0.2	76-2	6	30	3	140	3.0	11
Wiley*	38-2	407	10.7	47-111	.423	29-75	.387	7-10	.700	6	33	39	1.0	69	1.8	44-0	21	19	1	130	3.4	14
Mavericks	82	19930	-	3227-7342	.440	386-1200	.322	1622-2210	.734	1514	2433	3947	48.1	1941	23.7	1811-17	579	1345	348	8462	103.2	156
Opponents	82	19930	-	3407-6982	.488	432-1181	.366	1454-1981	.734	1053	2379	3432	41.9	1991	24.3	1925-17	722	1250	502	8700	106.1	147





CONTENT

THE ORGANIZATION

PLAYERS

THE NBA

HISTORY

RECORDS


PLAYOFFS

MEDIA

REVIEW

1994-95 SEASON STATISTICS & RESULTS

No	Date	H-R	W-L	Opponent	Score	Home	Road	Total	Dallas	Dallas	Dallas	Opponent		Rb	Attend			
					Dal-Opp	Record	Record	Record	Hi Scorer	Pt	Hi Rebr	Pt	Hi Rebr					
1	11/5	H	W	New Jersey	112-103	1-0	0-0	1-0	W1	Jackson	37	Jones	11	Anderson	30	Coleman	9	17,502
2	11/8	H	L	Denver	107-115	1-1	0-0	1-1	L1	Jackson	37	Jones	15	Rogers	28	Mutombo	14	12,526
3	11/11	R	W	Philadelphia	107-100	1-1	1-0	2-1	W1	Jj/Jm	22	Jones	15	Weatherspoon	27	Bradley	12	10,121
4	11/12	R	W	Chicago	124-120	1-1	2-0	3-1	W2	Mashburn	50	Jones	12	Pippen	26	Perdue	12	22,195
5	11/15	R	L	Miami	102-115	1-1	2-1	3-2	L1	Jackson	25	Jones	10	Willis	24	Willis	8	14,324
6	11/17	H	W	Sacramento	96-94	2-1	2-1	4-2	W1	Mashburn	23	Tarpley	9	Richmond	21	Richmond	9	13,516
7	11/19	H	L	Chicago (Ot)	85-111	2-2	2-1	4-3	L1	Jackson	18	Tarpley	10	Pippen	36	Pippen	14	17,502
8	11/23	R	L	L.A. Lakers	106-118	2-2	2-2	4-4	L2	Mashburn	29	Jones	16	Divac	27	Ceballos	8	11,124
9	11/25	H	W	Portland	101-91	3-2	2-2	5-4	W1	Jackson	31	Jones	16	Cr/Cd	19	Dudley	12	17,502
10	11/26	R	W	Denver (Ot)	124-123	3-2	3-2	6-4	W2	Jackson	50	Williams	11	Rogers	25	Pack	10	17,171
11	11/29	H	W	Minnesota	84-83	4-2	3-2	7-4	W3	Jackson	26	Tarpley	12	West	23	Rooks	12	12,810
12	12/1	H	L	Denver	80-89	4-3	3-2	7-5	L1	Jackson	26	Jones	22	Rogers	20	Mutombo	14	13,929
13	12/3	H	L	Utah	87-112	4-4	3-2	7-6	L2	Jackson	31	Jones	12	Carr	22	Spencer	9	17,502
14	12/6	R	W	San Antonio (Ot)	124-121	4-4	4-2	8-6	W1	Mashburn	34	Jones	17	Robinson	42	Reid	10	14,007
15	12/8	H	L	Washington (Ot)	121-124	4-5	4-2	8-7	L1	Mashburn	45	Jones	19	Webber	23	Webber	14	14,055
16	12/10	H	W	Charlotte	99-86	5-5	4-2	9-7	W1	Mashburn	31	Tarpley	12	Mourning	20	Mourning	11	17,502
17	12/13	H	L	L.A. Lakers	108-115	5-6	4-2	9-8	L1	Mashburn	32	Jm/Pj	11	Van Exel	35	Ceballos	10	15,150
18	12/15	H	W	Boston	122-113	6-6	4-2	10-8	W1	Jackson	40	Jones	20	Wilkins	33	Montross	11	17,502
19	12/17	R	W	L.A. Clippers	106-87	6-6	5-2	11-8	W2	Jackson	31	Tarpley	16	Vaught	23	Vaught	13	17,578
20	12/20	R	W	Golden State	110-107	6-6	6-2	12-8	W3	Mashburn	27	Tarpley	10	Sprewell	28	Seikaly	9	15,025
21	12/22	R	L	Seattle	101-103	6-6	6-3	12-9	L1	Mashburn	24	Tarpley	9	Payton	28	Kemp	10	14,763
22	12/23	R	L	Portland	92-118	6-6	6-4	12-10	L2	Smith	18	Tarpley	8	C. Robinson	31	Dudley	10	12,888
23	12/26	R	L	Phoenix	113-139	6-6	6-5	12-11	L3	Jackson	28	Williams	14	Johnson	20	Barkley	12	19,023
24	12/27	H	L	Phoenix	118-119	6-7	6-5	12-12	L4	Jackson	31	Jones	20	Johnson	28	Barkley	16	17,502
25	12/30	H	W	Golden State	110-94	7-7	6-5	13-12	W1	Tarpley	22	Kidd	12	Seikaly	38	Seikaly	16	17,502
26	1/3	H	L	Houston	98-110	7-8	6-5	13-13	L1	Jackson	27	Tarpley	12	Olajuwon	21	Olajuwon	13	17,502
27	1/5	R	W	Houston	99-108	7-8	6-6	13-14	L2	Jackson	26	Tarpley	13	Olajuwon	33	Ch/Rh	8	16,611
28	1/6	H	W	Indiana	103-92	8-8	6-6	14-14	W1	Jackson	30	Davis	11	Miller	19	Smits	13	17,502
29	1/9	R	L	Utah	90-106	8-8	6-7	14-15	L1	Mashburn	27	Jj/Rt	8	Malone	32	Malone	15	19,911
30	1/11	H	W	L.A. Clippers	98-93	9-8	6-7	15-15	W1	Mashburn	25	Tarpley	10	Vaught	20	Vaught	7	14,957
31	1/12	R	L	Denver	78-94	9-8	6-8	15-16	L1	Jm/Jj	15	Tarpley	9	Rogers	16	Mutombo	12	17,171
32	1/14	H	L	Miami	77-84	9-9	6-8	15-17	L2	Mashburn	17	Kidd	10	Willis	47	Willis	15	17,502
33	1/15	R	W	San Antonio	108-103	9-9	7-8	16-17	W1	Jackson	37	Williams	12	Robinson	23	Robinson	17	16,019
34	1/18	H	L	Orlando	97-108	9-10	7-8	16-18	L1	Mashburn	29	Jones	19	O'Neal	42	O'Neal	10	17,502
35	1/20	H	L	New York	93-106	9-11	7-8	16-19	L2	Jackson	31	Jones	11	Ewing	36	Ewing	12	17,502
36	1/21	H	L	Seattle	91-117	9-12	7-8	16-20	L3	Jackson	25	Pj/Jj/Ds	7	Payton	22	Schrempf	9	17,502
37	1/23	R	L	Utah	111-116	9-12	7-9	16-21	L4	Jackson	34	Williams	10	Malone	28	Malone	11	19,911
38	1/24	R	L	Sacramento (20t)	109-110	9-12	7-10	16-22	L5	Mashburn	35	Williams	13	Richmond	32	Polynice	17	17,317
39	1/27	H	L	Minnesota	94-102	9-13	7-10	16-23	L6	Jackson	24	Mashburn	10	Laettner	21	Laettner	7	17,352
40	1/28	H	L	Sacramento	84-87	9-14	7-10	16-24	L7	Mashburn	21	Jones	17	Grant	23	Grant	11	17,502
41	1/31	R	L	Milwaukee	105-107	9-14	7-11	16-25	L8	Jackson	26	Williams	18	Robinson	38	Baker	13	15,398
42	2/1	R	W	Minnesota	104-83	9-14	8-11	17-25	W1	Mashburn	32	Jones	20	Laettner	26	Laettner	11	14,202
43	2/3	H	L	San Antonio	103-114	9-15	8-11	17-26	L1	Jackson	22	Jones	8	Robinson	20	Rodman	20	17,502
44	2/4	H	W	Utah	119-98	10-15	8-11	18-26	W1	Jackson	30	Pj/Lw	15	Malone	22	Malone	10	17,051
45	2/7	H	L	Phoenix	113-114	10-16	8-11	18-27	L1	Mashburn	35	Williams	16	Barkley	28	Green	8	17,502
46	2/8	R	L	Orlando	92-110	10-16	8-12	18-28	L2	Jones	14	Pj/Td	9	Hardaway	20	O'Neal	10	16,010
47	2/14	H	W	Portland	95-90	11-16	8-12	19-28	W1	Mashburn	27	Williams	12	Strickland	25	Williams	12	14,184
48	2/17	H	L	Atlanta	90-110	11-17	8-12	19-29	L1	Jj/Jm	27	Jones	12	Blaylock	24	Long	12	17,502
49	2/21	R	W	Washington	102-97	11-17	9-12	20-29	W1	Jackson	44	Williams	14	Howard	30	Howard	9	16,053
50	2/23	R	L	Atlanta	92-110	11-17	9-13	20-30	L1	Harris	16	Jones	14	Blaylock	26	Long	11	9,631
51	2/24	R	L	New Jersey	104-114	11-17	9-14	20-31	L2	Mashburn	32	Jones	11	Coleman	23	Williams	14	20,049
52	2/26	R	L	Indiana	92-100	11-17	9-15	20-32	L3	Mashburn	27	Williams	13	Smits	28	D. Davis	8	16,783
53	2/28	H	W	Houston	102-101	12-17	9-15	21-32	W1	Mashburn	22	Williams	13	Drexler	24	Brown	10	17,502
54	3/2	H	W	Cleveland	90-84	13-17	9-15	22-32	W2	Jk/Lh/Rt	18	Jones	15	Mills	16	Mc/Jw	8	12,194
55	3/4	H	L	Detroit	91-98	13-18	9-15	22-33	L1	Mashburn	22	Lw/Rt	9	Dumars	19	Miller	10	17,502
56	3/7	H	L	Denver	96-99	13-19	9-15	22-34	L2	Rt/Jm	26	Tarpley	12	Abdul-Rauf	29	Mutombo	16	14,954
57	3/8	R	L	Utah	87-114	13-19	9-16	22-35	L3	Mashburn	17	Lw/Rt	9	Ac/Jh	19	Keefe	11	19,911
58	3/11	R	L	Houston	102-109	13-19	9-17	22-36	L4	Mashburn	33	Jones	14	Drexler	36	Olajuwon	12	16,611
59	3/13	R	W	Golden State	130-125	13-19	10-17	23-36	W1	Kidd	30	Jones	13	Hardaway	30	Gatling	15	15,025
60	3/14	R	W	Sacramento	91-90	13-19	11-17	24-36	W2	Mashburn	27	Pj/Lw	12	Grant	27	Polynice	18	17,317
61	3/17	H	W	Philadelphia	103-101	14-19	11-17	25-36	W3	Mashburn	31	Williams	16	Weatherspoon	27	Weatherspoon	9	17,502
62	3/18	R	L	San Antonio	106-116	14-19	11-18	25-37	L1	Mashburn	29	Tarpley	13	Robinson	36	Rodman	14	35,888
63	3/20	R	W	Cleveland (20t)	102-100	14-19	12-18	26-37	W1	Mashburn	28	Jones	13	Hill	29	Cage	14	20,562
64	3/22	R	W	Minnesota	99-96	14-19	13-18	27-37	W2	Mashburn	25	Jones	16	Laettner	26	Laettner	12	14,496
65	3/23	R	W	Detroit	102-94	14-19	14-18	28-37	W3	Jones	21	Jones	18	Hill	32	Miller	11	15,861
66	3/25	H	W	Utah	117-110	15-19	14-18	29-37	W4	Mashburn	28	Williams	15	Malone	35	Malone	8	17,502
67	3/28	H	W	Milwaukee	114-93	16-19	14-18	30-37	W5	Mashburn	21	Tarpley	11	Robinson	21	Baker	16	16,138
68	3/30	R	W	Charlotte	125-107	16-19	15-18	31-37	W6	Rt/Pj	22	Jones	11	Hawkins	31	Hh/Am	9	23,698
69	3/31	R	L	New York	90-101	16-19	15-19	31-38	L1	Kidd	17	Jones	13	Ewing	18	Bonner	9	19,763
70	4/2	R	L	Boston	87-94	16-19	15-20	31-39	L2	Mashburn	30	Williams	12	Douglas	27	Radja	11	14,890
71	4/5	H	W	L.A. Lakers	130-111	17-19	15-20	32-39	W1	Mashburn	32	Williams	15	Van Exel	24	Divac	10	17,502
72	4/7	H	W	Minnesota	111-94	18-19	15-20	33-39	W2	Mashburn	31	Williams	16	Laettner	22	Laettner	9	17,502
73	4/8	H	L	Seattle	98-125	18-20	15-20	33-40	L1	Harris	31	Jones	9	Schrempf	22	Sk/Ej	12	17,502
74	4/10	H	L	Golden State	112-123	18-21	15-20	33-41	L2	Mashburn	29	Williams	19	Sprewell	30	Rozier	12	17,063
75	4/11	R	W	Houston (20t)	156-147	18-21	16-20	34-41	W1	Mashburn	42	Jones	21	Cd/Ks	29	Brown	14	16,431
76	4/13	R	L	Seattle	112-133	18-21	16-21	34-42	L1	Dumas	24	Davis	6	Payton	24	Kemp	19	15,900
77	4/15	R	W	Portland	102-90	18-21	17-21	35-42	W1	Mashburn	29	Pj/Lw/Rt	10	C. Robinson	25	Cr/Bw/Cd	7	12,888
78	4/16	R	L	L.A. Lakers	111-125	18-21	17-22	35-43	L1	Mashburn	26	Tarpley	18	Ceballos	33	Divac	13	17,505
79	4/18	H	W	L.A. Clippers	104-91	19-21	17-22</											



1993-1994

TOP ROW L-R HEAD COACH QUINN BUCKNER, ASSISTANT COACH TOM NEWELL, LORENZO WILLIAMS, DOUG SMITH, DONALD HODGE, GREG DREILING, SEAN ROOKS, TERRY DAVIS, ASSISTANT COACH RANDY WITTMAN, ASSISTANT COACH GREG BALLARD, VICE PRESIDENT/BASKETBALL OPERATIONS RICK SUND, CHIEF OPERATING OFFICER/GENERAL MANAGER NORM SONJU

BOTTOM ROW L-R EQUIPMENT MANAGER KERRY LEATH, RANDY WHITE, POPEYE JONES, LUCIOUS HARRIS, JAMAL MASHBURN, JIM JACKSON, TIM LEGLER, FAT LEVER, TONY CAMPBELL, MORLON WILEY, TRAINER DOUG ATKINSON. DID NOT FINISH THE SEASON IN DALLAS: CHUCKY BROWN, DEREK HARPER, DARREN MORNINGSTAR

SEASON NOTEBOOK

Won 13, lost 69 (sixth, Midwest)...Dallas won its final two games, four of its last seven and five of its last 11...Dallas was 0-13 in March (the first month in franchise history without a win) before rebounding to go 5-8 in April...the Mavericks were one of just two clubs with two players in the top 18 in scoring (the Clippers were the other) as Jim Jackson and Jamal Mashburn each averaged 19.2 ppg to tie for 18th in the NBA...Dallas set a club record with 767 steals, breaking the club record of 688 steals by the 1986-87 Midwest Division Championship club...Mashburn and Popeye Jones each participated in the Schick Rookie Game on All-Star Saturday...Jones' 7.5 rebounds per game was the highest rookie rebound average ever by a Maverick...Dallas allowed 103.8 ppg, down 10.7 ppg from their opponents' average in the previous season.

	G-S	Min	Avg	Fg-Att	Pct	3Fg-Att	Pct	Ft-Att	Pct	Off	Def	Reb	Avg	Ast	Avg	Pf-D	Stl	To	Blk	Pts	Avg	Hi
Jackson	82-82	3066	37.4	637-1432	.445	17-60	.283	285-347	.821	169	219	388	4.7	374	4.6	161-0	87	334	25	1576	19.2	37
Mashburn	79-73	2896	36.7	561-1382	.406	85-299	.284	306-438	.699	107	246	353	4.5	266	3.4	205-0	89	245	14	1513	19.2	37
Rooks	47-28	1255	26.7	193-393	.491	0-1	.000	150-210	.714	84	175	259	5.5	49	1.0	109-0	21	80	44	536	11.4	26
Campbell (Tot)	63-14	1214	19.3	227-512	.443	7-28	.250	94-120	.783	76	110	186	3.0	82	1.3	134-1	50	84	15	555	8.8	22
Campbell (Dal)	41-3	835	20.4	164-384	.427	6-25	.240	64-83	.771	48	78	126	3.1	51	1.2	75-0	30	55	14	398	9.7	22
Smith	79-42	1684	21.3	295-678	.435	2-9	.222	106-127	.835	114	235	349	4.4	119	1.5	287-3	82	93	38	698	8.8	36
Legler	79-0	1322	16.7	231-528	.438	52-139	.374	142-169	.840	36	92	128	1.6	120	1.5	133-0	52	60	13	656	8.3	25
Lever	81-54	1947	24.0	227-557	.408	26-74	.351	75-98	.765	83	200	283	3.5	213	2.6	155-1	159	88	15	555	6.9	16
White	18-3	320	17.8	45-112	.402	6-20	.300	19-33	.576	30	53	83	4.6	11	0.6	46-0	10	18	10	115	6.4	17
Jones	81-47	1773	21.9	195-407	.479	0-1	.000	78-107	.729	299	306	605	7.5	99	1.2	246-2	61	94	31	468	5.8	16
Harris	77-0	1165	15.1	162-385	.421	7-33	.212	87-119	.731	45	112	157	2.0	106	1.4	117-0	49	78	10	418	5.4	20
Davis	15-5	286	19.1	24-59	.407	0-0	-	8-12	.667	30	44	74	4.9	6	0.4	27-0	9	5	1	56	3.7	10
Williams (Tot)	38-11	716	18.8	49-110	.445	0-0	-	12-28	.429	95	122	217	5.7	25	0.7	92-0	18	22	46	110	2.9	11
Williams (Dal)	34-11	678	19.9	48-103	.466	0-0	-	12-28	.429	92	117	209	6.1	23	0.7	87-0	15	21	41	108	3.2	11
Hodge	50-0	428	18.6	46-101	.455	0-0	-	44-52	.846	46	49	95	1.9	32	0.6	66-1	15	30	13	136	2.7	12
Dreiling	54-19	685	12.7	52-104	.500	1-1	1.000	27-38	.711	47	123	170	3.1	31	0.6	159-5	16	43	24	132	2.4	9
Wiley (Tot)	16-0	158	19.9	9-29	.310	3-10	.300	0-0	-	0	10	10	0.6	23	1.4	21-0	15	17	0	21	1.3	5
Wiley (Dal)	12-0	124	10.3	6-21	.286	2-6	.333	0-0	-	0	6	6	0.5	16	1.3	17-0	13	11	0	14	1.2	5
Harper*	28-28	893	31.9	130-342	.380	37-105	.352	28-50	.560	10	45	55	2.0	98	3.5	46-0	45	54	4	325	11.6	33
Morningstar*	22-15	363	16.5	38-81	.469	0-0	-	18-30	.600	31	49	80	3.6	15	0.7	69-1	14	19	2	94	4.3	11
Brown*	1-0	10	10.0	1-1	1.000	0-0	-	1-1	1.000	0	1	1	1.0	0	0.0	2-0	0	0	0	3	3.0	3
MAVERICKS	82	19730		3055-7070	.432	241-773	.312	1450-1942	.747	1271	2150	3421	41.7	1629	19.9	2007-13	767	1393	299	7801	95.1	116
OPPONENTS	82	19730		3212-6508	.494	249-688	.362	1841-2498	.737	1101	2503	3604	44.0	1970	24.0	1649-7	782	1428	507	8514	103.8	126





1993-94 SEASON STATISTICS & RESULTS

No	Date	H-R	W-L	Opponent	Score	Home Record	Road Record	Total Record	Sk	Dallas Hi Scorer	Pt	Dallas Hi Rebr	Rb	Dallas Hi Scorer	Pt	Opponent Hi Rebr	Rb	Attend
1	11/5	R	L	Utah	86-102	0-0	0-1	0-1	L1	Mashburn	22	Hodge	10	K. Malone	29	K. Malone	11	19,911
2	11/6	H	L	Golden State	89-93	0-1	0-1	0-2	L2	Jackson	20	Mashburn	9	Sprewell	23	Grauer	10	13,195
3	11/9	H	L	New Jersey	80-86	0-2	0-1	0-3	L3	Jackson	23	Jones	17	Coleman	28	Coleman	9	11,561
4	11/12	R	W	Minnesota	115-99	0-2	1-1	1-3	W1	Mashburn	36	Jones	6	Laettner	26	Laettner	7	18,346
5	11/13	H	L	Utah	100-101	0-3	1-1	1-4	L1	Jm/Lh	20	Jones	13	J. Malone	25	K. Malone	10	13,187
6	11/16	H	L	New York	90-103	0-4	1-1	1-5	L2	Jackson	21	Mashburn	6	Starks	18	Ewing	12	12,918
7	11/18	R	L	L.A. Clippers	84-88	0-4	1-2	1-6	L3	Jackson	18	Jones	12	Harper	28	Rh/Lv	9	8,362
8	11/19	R	L	Seattle	87-116	0-4	1-3	1-7	L4	Mashburn	24	Jones	9	Kemp	24	Kemp	9	14,253
9	11/21	R	L	Portland	90-103	0-4	1-4	1-8	L5	Mashburn	21	Dm/Pj	9	Drexler	20	C. Robinson	11	12,888
10	11/23	H	L	L.A. Clippers	98-105	0-5	1-4	1-9	L6	Mashburn	20	Jm/Pj/Ds	8	Harper	32	Vaught	11	12,290
11	11/26	H	L	Chicago	85-108	0-6	1-4	1-10	L7	Mashburn	21	Jones	7	Armstrong	26	Grant	13	17,502
12	11/27	R	L	San Antonio	80-104	0-6	1-5	1-11	L8	Jm/Tl/Sr	14	Rooks	9	Robinson	28	Rodman	20	18,066
13	11/30	R	L	Golden State	91-103	0-6	1-6	1-12	L9	Mashburn	26	Jackson	9	Sprewell	23	Houston	7	15,025
14	12/1	R	L	L.A. Lakers	91-124	0-6	1-7	1-13	L10	Jackson	16	Jones	10	Campbell	18	Divac	8	10,319
15	12/3	H	L	Milwaukee	106-107	0-7	1-7	1-14	L11	Mashburn	28	Mashburn	8	Brickowski	30	Aa/Kn	7	11,690
16	12/5	R	L	Denver	110-115	0-7	1-8	1-15	L12	Mashburn	28	Jones	8	Abdul-Rauf	22	Mutombo	23	13,991
17	12/7	H	L	Miami	101-106	0-8	1-8	1-16	L13	Harper	33	Jones	13	Rice	29	Seikaly	12	10,784
18	12/9	H	L	Seattle	93-125	0-9	1-8	1-17	L14	Dh/Jj	20	Jones	9	Grill	23	Schrempf	8	13,112
19	12/11	H	L	Phoenix	103-114	0-10	1-8	1-18	L15	Mashburn	25	Mashburn	13	K. Johnson	25	Barkley	13	17,502
20	12/14	H	L	Portland (Ot)	93-100	0-11	1-8	1-19	L16	Harper	21	Jones	18	Drexler	25	Williams	16	10,144
21	12/16	H	L	San Antonio	89-103	0-12	1-8	1-20	L17	Jackson	18	Rooks	8	Robinson	30	Rodman	18	11,146
22	12/18	R	L	Houston	93-104	0-12	1-9	1-21	L18	Mashburn	30	Jones	10	Olajuwon	28	Thorpe	15	15,798
23	12/20	R	L	New York	92-101	0-12	1-10	1-22	L19	Harper	16	Rooks	10	Ewing	21	Oakley	11	19,763
24	12/22	R	L	Milwaukee	86-96	0-12	1-11	1-23	L20	Mashburn	29	Jm/Ds	8	Day	21	Norman	13	15,032
25	12/23	R	W	Minnesota	93-89	0-12	2-11	2-23	W1	Jackson	28	Mashburn	13	Williams	33	Laettner	7	17,940
26	12/28	H	L	Denver	85-97	0-13	2-11	2-24	L1	Rooks	25	Jones	16	Stith	21	Mutombo	12	14,136
27	1/2	R	L	Sacramento	116-119	0-13	2-12	2-25	L2	Mashburn	30	Jones	7	Simmons	25	Simmons	10	17,317
28	1/3	R	L	Utah	85-115	0-13	2-13	2-26	L3	Jackson	23	Mashburn	9	Chambers	20	Spencer	10	19,911
29	1/5	H	L	Houston	102-114	0-14	2-13	2-27	L4	Mashburn	37	Jones	11	Olajuwon	37	Olajuwon	14	11,721
30	1/7	H	L	Philadelphia	93-103	0-15	2-13	2-28	L5	Jackson	23	Davis	9	Barros	26	Weatherspoon	14	11,848
31	1/8	R	L	Chicago	81-100	0-15	2-14	2-29	L6	Jackson	25	Smith	9	Pippen	20	Grant	11	18,392
32	1/12	H	L	Minnesota	85-103	0-16	2-14	2-30	L7	Jackson	24	Pj/Sr	8	Dw/Ir	23	Tf/LI	9	10,550
33	1/14	R	L	Atlanta	96-113	0-16	2-15	2-31	L8	Legler	21	Jones	9	Willis	26	Willis	9	11,217
34	1/15	H	L	San Antonio	87-104	0-17	2-15	2-32	L9	Mashburn	26	Rooks	8	Dr/Tc	20	Rodman	19	14,061
35	1/18	R	L	Phoenix	103-113	0-17	2-16	2-33	L10	Rooks	21	Ds/Pj	9	Majerle	27	Miller	11	19,023
36	1/19	H	L	Boston	84-89	0-18	2-16	2-34	L11	Jackson	27	Jones	13	Parish	17	Parish	10	11,161
37	1/21	H	L	Seattle	87-91	0-19	2-16	2-35	L12	Jackson	29	Jones	12	Schrempf	22	Kemp	12	14,101
38	1/22	R	L	San Antonio	83-103	0-19	2-17	2-36	L13	Legler	13	Jones	8	Robinson	23	Rodman	32	19,003
39	1/24	R	L	Boston	102-110	0-19	2-18	2-37	L14	Mashburn	27	Sr/Fl	10	Fox	22	McDaniel	11	14,890
40	1/26	R	L	Philadelphia	90-104	0-19	2-19	2-38	L15	Mashburn	20	Davis	8	Barros	22	Weatherspoon	10	6,845
41	1/27	R	L	Washington	95-98	0-19	2-20	2-39	L16	Jackson	21	Jackson	8	Gugliotta	23	Gugliotta	10	13,116
42	1/29	H	W	Sacramento	108-101	1-19	2-20	3-39	W1	Jackson	24	White	14	Richmond	34	Wilson	10	12,157
43	1/31	H	L	Atlanta	85-90	1-20	2-20	3-40	L1	Smith	22	Davis	10	Wilkins	24	Willis	16	10,420
44	2/2	R	W	Minnesota	92-88	1-20	3-20	4-40	W1	Mashburn	26	Mashburn	9	Rider	22	Laettner	9	17,665
45	2/4	H	L	L.A. Lakers	87-95	1-21	3-20	4-41	L1	Mashburn	22	Mashburn	11	Lynch	26	Divac	19	15,482
46	2/6	R	L	Denver	89-99	1-21	3-21	4-42	L2	Mashburn	17	4 Tied	6	Ellis	21	Mutombo	14	15,389
47	2/8	H	W	Minnesota (Ot)	108-105	2-21	3-21	5-42	W1	Jm/Jj	24	Rw/Pj	8	West	24	Maxe	14	10,705
48	2/10	H	W	Washington	87-77	3-21	3-21	6-42	W2	Mashburn	16	Jackson	8	Gugliotta	18	Gugliotta	13	10,176
49	2/15	H	L	Portland	103-106	3-22	3-21	6-43	L1	Mashburn	26	Jones	12	Drexler	26	Williams	16	10,852
50	2/17	H	L	Indiana	73-84	3-23	3-21	6-44	L2	Mashburn	17	Jones	11	Miller	22	D. Davis	16	10,322
51	2/19	H	L	Detroit	96-105	3-24	3-21	6-45	L3	Jm/Jj	18	Jones	13	Dumars	40	Anderson	17	16,102
52	2/21	R	W	Detroit	98-88	3-24	4-21	7-45	W1	Mashburn	23	Jones	11	Mills	25	Mills	13	16,427
53	2/22	R	L	Indiana	101-107	3-24	4-22	7-46	L1	Jackson	23	Jones	7	Smits	27	Smits	11	12,587
54	2/24	R	W	Charlotte	115-110	3-24	5-22	8-46	W1	Mashburn	37	Jones	7	Johnson	23	Johnson	20	23,698
55	2/26	R	L	Cleveland	99-110	3-24	5-23	8-47	L1	Mashburn	25	Williams	11	Hill	24	Hill	12	19,372
56	2/27	R	L	New Jersey	90-117	3-24	5-24	8-48	L2	Mashburn	32	Mashburn	10	Morris	27	Coleman	10	12,344
57	3/3	H	L	Orlando	94-107	3-25	5-24	8-49	L3	Jackson	21	Jm/Dh	5	O'Neal	43	O'Neal	16	17,502
58	3/5	H	L	Utah	90-103	3-26	5-24	8-50	L4	Mashburn	22	Williams	13	K. Malone	34	K. Malone	13	14,144
59	3/8	H	L	L.A. Clippers	110-116	3-27	5-24	8-51	L5	Jackson	31	Williams	9	Harper	36	Outlaw	9	10,784
60	3/10	R	L	L.A. Lakers	101-106	3-27	5-25	8-52	L6	Jackson	21	Jones	12	Divac	22	Divac	17	11,149
61	3/11	R	L	L.A. Clippers	96-106	3-27	5-26	8-53	L7	Jackson	37	Jackson	12	Wilkins	31	Harper	10	10,226
62	3/13	H	L	Houston	93-100	3-28	5-26	8-54	L8	Jackson	30	Lever	10	Maxwell	27	Thorpe	15	10,226
63	3/16	R	L	Orlando	98-100	3-28	5-27	8-55	L9	Mashburn	34	Williams	10	O'Neal	34	O'Neal	21	15,291
64	3/17	R	L	Miami	98-115	3-28	5-28	8-56	L10	Jackson	25	Williams	9	Seikaly	28	Seikaly	14	14,920
65	3/19	H	L	Golden State	107-116	3-29	5-28	8-57	L11	Jackson	31	Williams	10	Sprewell	24	Gatling	15	16,101
66	3/23	H	L	L.A. Lakers	109-112	3-30	5-28	8-58	L12	Smith	36	Smith	7	Van Exel	28	Campbell	13	12,484
67	3/25	R	L	Phoenix	94-99	3-30	5-29	8-59	L13	Jackson	31	Smith	9	K. Johnson	28	Barkley	14	19,023
68	3/26	R	L	Denver	101-112	3-30	5-30	8-60	L14	Jackson	20	Smith	11	Mutombo	27	Mutombo	19	17,171
69	3/29	H	L	San Antonio	92-117	3-31	5-30	8-61	L15	Mashburn	24	Rooks	9	Robinson	37	Rodman	20	13,174
70	4/1	H	L	Charlotte	104-106	3-32	5-30	8-62	L16	Sr/Jj	19	Jones	11	Mourning	25	Mourning	13	15,307
71	4/2	H	L	Cleveland	88-95	3-33	5-30	8-63	L17	Smith	23	Jackson	10	Price	24	Williams	18	11,505
72	4/5	R	W	Sacramento	88-80	3-33	6-30	9-63	W1	Smith	18	Rooks	10	Richmond	22	Polynice	16	17,317
73	4/7	R	L	Utah	82-99	3-33	6-31	9-64	L1	Jm/Sr	14	Williams	9	K. Malone	25	Spencer	14	19,911
74	4/8	R	L	Seattle	93-111	3-33	6-32	9-65	L2	Mashburn	27	Williams	7	Payton	22	Kemp	13	14,551
75	4/11	R	L	Golden State	108-122	3-33	6-33	9-66	L3	Jackson	25	Ds/Sr	7	Sprewell	33	Owens	11	15,025
76	4/12	R	W	Portland	108-107	3-33	7-33	10-66	W1	Jackson	24	Jones	14	Drexler	29	Cr/Cd	8	12,888
77	4/15	H	W	Denver	99-97	4-33	7-33	11-66	W2	Rooks	24	Jones	14	Ellis	23	Le/Dm	11	12,048
78	4/16	H	L	Sacramento	98-106	4-34	7-33	11-67	L1	Jackson	20	Jones	13	Tisdale	32	Polynice	10	12,376
79	4/18	H	L	Phoenix	97-106	4-35	7-33	11-68	L2	Jackson	30	Jm/Jj	8	Barkley	28	Green	14	13,931
80	4/21	R	L	Houston	100-126	4-35	7-34	11-69	L3	Jackson	14	Williams	9	Olajuwon	21	Olajuwon	14	14,081
81	4/22	H	W	Houston	107-95	5-35	7-34	12-69	W1	Mashburn								



1992-1993

TOP ROW L-R HEAD COACH GAR HEARD, ASSISTANT COACH CLIFFORD RAY, RANDY WHITE, DOUG SMITH, DONALD HODGE, SEAN ROOKS, TERRY DAVIS, RADISAV CURCIC, DEXTER CAMBRIDGE, ASSISTANT COACH BRAD DAVIS, VICE PRESIDENT/BASKETBALL OPERATIONS RICK SUND, CHIEF OPERATING OFFICER/GM NORM SONJU

BOTTOM ROW L-R EQUIPMENT MANAGER KERRY LEATH, WALTER BOND, FAT LEVER, TIM LEGLER, DEREK HARPER, JIM JACKSON, MORLON WILEY, BRIAN HOWARD, MIKE IUZZOLINO, TRAINER DOUG ATKINSON. DID NOT FINISH THE SEASON IN DALLAS: STEPHEN BARDO, TRACY MOORE, WALTER PALMER, LAMONT STROTHERS

SEASON NOTEBOOK

Won 11, lost 71 (sixth, Midwest)...their worst record ever (previous mark was 15-67 in the 1980-81 charter season)...the Mavericks were 7-14 over their final 21 games...Dallas started the season 0-29 on the road, but rallied to win four of their last 12 games away from Reunion...Jim Jackson joined Shaquille O'Neal and Alonzo Mourning as the only rookies with streaks of seven or more consecutive games with 20-plus points...overall, six of Dallas' 11 wins came against clubs that finished the season with winning records...on March 4, the Mavericks introduced 10-year NBA veteran Quinn Buckner as head coach beginning at the end of the 1992-93 season...Gar Heard served as interim coach following the dismissal of Richie Adubato on January 13...the Mavericks used a club-record 28 starting lineups (breaking the club record of 18 in 1991-92).


	G-S	Min	Avg	Fg-Att	Pct	3Fg-Att	Pct	Ft-Att	Pct	Off	Def	Reb	Avg	Ast	Avg	Pf-D	Stl	To	Blk	Pts	Avg	Hi
Harper	62-60	2108	34.0	393-939	.419	101-257	.393	239-316	.756	42	81	123	2.0	334	5.4	145-1	80	136	16	1126	18.2	35
Jackson	28-28	938	33.5	184-466	.395	21-73	.288	68-92	.739	42	80	122	4.4	131	4.7	80-0	40	115	11	457	16.3	32
Rooks	72-68	2087	29.0	368-747	.493	0-2	.000	234-389	.602	196	340	536	7.4	95	1.3	204-2	38	160	81	970	13.5	26
Davis	75-74	2462	32.8	393-863	.455	2-8	.250	167-281	.594	259	442	701	9.3	68	0.9	199-3	36	160	28	955	12.7	35
Smith	61-42	1524	25.0	289-666	.434	0-4	.000	56-74	.757	96	232	328	5.4	104	1.7	280-12	48	115	52	634	10.4	27
White	64-20	1433	22.4	235-540	.435	10-42	.238	138-184	.750	154	216	370	5.8	49	0.8	226-4	63	108	45	618	9.7	31
Legler (Tot)	33-0	635	19.2	105-241	.436	22-65	.338	57-71	.803	25	34	59	1.8	46	1.4	63-0	24	28	6	289	8.8	20
Legler (Dal)	30-0	630	21.0	104-238	.437	22-65	.338	57-71	.803	25	33	58	1.9	46	1.5	63-0	24	28	6	287	9.6	20
Iuzzolino	70-23	1769	25.3	221-478	.462	54-144	.375	114-149	.765	31	109	140	2.0	328	4.7	101-0	49	129	6	610	8.7	23
Bond	74-38	1578	21.3	227-565	.402	7-42	.167	129-167	.772	52	144	196	2.6	122	1.6	223-3	75	112	18	590	8.0	25
Cambridge	53-13	885	16.7	151-312	.484	0-4	.000	68-99	.687	88	79	167	3.2	58	1.1	128-1	24	63	6	370	7.0	16
Howard	68-22	1295	19.0	183-414	.442	1-7	.143	72-94	.766	66	146	212	3.1	67	1.0	217-8	55	68	34	439	6.5	18
Hodge	79-8	1267	16.0	161-400	.403	0-0	—	71-104	.683	93	201	294	3.7	75	0.9	204-2	33	90	37	393	5.0	14
Wiley (Tot)	58-15	995	17.2	96-254	.378	54-154	.351	17-26	.654	29	62	91	1.6	181	3.1	127-2	65	80	3	263	4.5	15
Wiley (Dal)	33-13	641	19.4	70-173	.405	39-103	.379	12-18	.667	20	36	56	1.7	100	3.0	78-2	39	51	1	191	5.8	15
Curcic*	20-0	166	8.3	16-41	.390	0-0	—	26-36	.722	17	32	49	2.5	12	0.6	30-0	7	8	2	58	2.9	11
Moore*	39-1	510	13.1	103-249	.414	23-67	.343	53-61	.869	23	29	52	1.3	47	1.2	54-0	21	32	4	282	7.2	20
Strothers*	9-0	138	15.3	20-61	.328	2-13	.154	8-10	.800	8	6	14	1.6	13	1.4	13-0	8	15	0	50	5.6	10
Palmer*	20-0	124	6.2	27-57	.474	0-0	—	6-9	.667	12	32	44	2.2	5	0.3	29-0	1	10	5	60	3.0	18
Bardo*	23-0	175	7.6	19-62	.306	1-6	.167	12-17	.706	10	27	37	1.6	29	1.3	28-0	8	17	3	51	2.2	6
Mavericks	82	-	240.6	3164-7271	.435	283-837	.338	1530-2171	.705	1234	2265	3499	42.7	1683	20.5	2302-38	649	1459	355	8141	99.3	128
Opponents	82	-	240.6	3401-6783	.501	234-653	.358	2351-3071	.766	1063	2740	3803	46.4	2047	25.0	1861-81	802	1273	520	9387	114.5	139





1992-93 SEASON STATISTICS & RESULTS

No	Date	H-R	W-L	Opponent	Score	Home Record	Road Record	Total Record	Sk	Dallas Hi Scorer	Pt	Dallas Rb	Dallas Hi Scorer	Pt	Opponent	Rb	Attend	
1	11/7	H	L	Utah	106-122	0-1	0-0	0-1	L1	Harper	26	luzzolino	6	K. Malone	31	Benoit	14	12,514
2	11/10	R	L	Minnesota	104-118	0-1	0-1	0-2	L2	Bond	25	Ds/Doh/Tm	6	Person	24	Laettner	12	18,202
3	11/11	H	L	Milwaukee	116-124	0-2	0-1	0-3	L3	Harper	21	Davis	11	Edwards	31	Avett/Fb	8	11,276
4	11/14	H	W	Atlanta	113-105	1-2	0-1	1-3	W1	Davis	35	Davis	17	Wilkins	32	Dw/Kw	14	13,488
5	11/17	R	L	Charlotte	111-134	1-2	0-2	1-4	L1	Smith	17	Sr/Rw	9	Johnson	21	Mourning	14	23,698
6	11/19	R	L	San Antonio	95-123	1-2	0-3	1-5	L2	Harper	24	Td/Sr/Wb/Dh	5	Elliott	26	Green	9	16,057
7	11/21	H	L	Cleveland	108-119	1-3	0-3	1-6	L3	Harper	25	Davis	10	Ln/Mp	26	Lm/Jw	7	13,805
8	11/25	H	L	L.A. Clippers	112-130	1-4	0-3	1-7	L4	Rooks	22	Davis	9	Manning	31	Norman	9	11,433
9	11/27	H	L	Seattle	104-127	1-5	0-3	1-8	L5	Harper	21	Davis	14	Payton	31	Kemp	16	13,257
10	11/29	R	L	L.A. Lakers	85-114	1-5	0-4	1-9	L6	Tm/Bh	14	Davis	12	Divac	20	Green	14	13,855
11	12/1	R	L	Utah	101-116	1-5	0-5	1-10	L7	Td/Tm	20	Palmer	11	K. Malone	27	K. Malone	13	19,452
12	12/3	R	L	Seattle	108-125	1-5	0-6	1-11	L8	Moore	20	Smith	9	Kemp	17	Kemp	8	7,949
13	12/5	H	L	Houston	96-117	1-6	0-6	1-12	L9	Harper	23	Td/Bh	7	Olajuwon	26	Thorpe	8	14,096
14	12/8	H	L	Miami	112-126	1-7	0-6	1-13	L10	Harper	27	Rooks	12	Long	21	Seikaly	13	11,201
15	12/10	H	L	Minnesota	88-111	1-8	0-6	1-14	L11	Davis	21	Davis	12	Person	26	Longley	9	11,124
16	12/12	H	L	San Antonio	91-113	1-9	0-6	1-15	L12	Harper	25	Rooks	16	Robinson	22	Reid	15	13,903
17	12/16	H	W	L.A. Lakers	102-95	2-9	0-6	2-15	W1	Rooks	22	Sr/Bh	9	Threatt	23	Divac	9	13,358
18	12/18	R	L	San Antonio	101-122	2-9	0-7	2-16	L1	Harper	23	Td/Rw	12	Elliott	41	Smith	12	16,057
19	12/19	R	L	Houston	93-112	2-9	0-8	2-17	L2	Smith	27	Davis	11	Ot/Ho	18	Olajuwon	12	11,426
20	12/22	R	L	L.A. Clippers	94-108	2-9	0-9	2-18	L3	Td/Dh	20	Davis	11	Harper	25	M. Jackson	12	9,137
21	12/23	R	L	Golden State	97-111	2-9	0-10	2-19	L4	Harper	25	Smith	11	Hardaway	23	Hill	15	15,025
22	12/26	H	L	Golden State	96-110	2-10	0-10	2-20	L5	Bond	20	Smith	11	Hardaway	31	Hill	13	13,155
23	12/29	R	L	Sacramento	81-139	2-10	0-11	2-21	L6	White	15	Bond	7	Bonner	23	Bonner	11	17,317
24	12/30	R	L	Portland	92-111	2-10	0-12	2-22	L7	Smith	20	Davis	9	Porter	20	Williams	12	12,888
25	1/2	R	L	Minnesota	71-103	2-10	0-13	2-23	L8	Bond	16	Smith	12	Laettner	26	McCann	10	18,106
26	1/5	H	L	Portland	95-109	2-11	0-13	2-24	L9	Davis	22	Davis	14	Kersey	17	Bryant	10	12,227
27	1/7	H	L	Phoenix	107-111	2-12	0-13	2-25	L10	Harper	31	Rooks	11	Barkley	32	Barkley	14	13,760
28	1/9	H	L	Utah	102-126	2-13	0-13	2-26	L11	luzzolino	18	White	8	J. Malone	27	K. Malone	13	12,969
29	1/11	H	L	Charlotte	113-132	2-14	0-13	2-27	L12	Rooks	20	Davis	9	Johnson	24	Mourning	10	13,285
30	1/13	R	L	Detroit	96-112	2-14	0-14	2-28	L13	Davis	17	Davis	14	Thomas	20	Rodman	18	21,454
31	1/15	H	L	New York	93-107	2-15	0-14	2-29	L14	Harper	28	Davis	11	Rb/Js	18	Pe/Am	9	14,445
32	1/16	R	L	Denver	91-106	2-15	0-15	2-30	L15	Harper	35	Davis	10	Pack	19	Mutombo	16	14,568
33	1/19	H	W	Detroit	113-103	3-15	0-15	3-30	W1	Harper	26	Davis	18	Thomas	19	Laimbeer	14	11,498
34	1/21	H	L	Denver	94-110	3-16	0-15	3-31	L1	Moore	16	Davis	19	Jackson	24	Ellis	16	11,133
35	1/23	R	L	Orlando	106-127	3-16	0-16	3-32	L2	Harper	18	Td/Rw	8	O'Neal	38	O'Neal	13	15,151
36	1/24	R	L	Miami	106-122	3-16	0-17	3-33	L3	Harper	24	Davis	12	Rice	31	Seikaly	12	15,008
37	1/26	H	L	Chicago	88-123	3-17	0-17	3-34	L4	Moore	13	White	7	Sp/Sk	19	Sp/Sk	11	17,502
38	1/29	H	L	Sacramento	120-130	3-18	0-17	3-35	L5	Harper	28	Davis	17	Simmons	35	Rambis	10	11,410
39	1/30	R	L	Phoenix	105-126	3-18	0-18	3-36	L6	White	30	Davis	17	Majerle	30	Barkley	14	19,023
40	2/1	H	L	New Jersey	96-115	3-19	0-18	3-37	L7	Rooks	21	Td/Sr	12	Coleman	27	Bowie	9	10,452
41	2/3	H	L	Houston	102-119	3-20	0-18	3-38	L8	Harper	27	Davis	16	Olajuwon	30	Olajuwon	18	10,771
42	2/5	H	W	Indiana	105-104	4-20	0-18	4-38	W1	Rooks	26	Davis	16	Miller	30	Schrempf	16	11,715
43	2/6	R	L	Denver	93-111	4-20	0-19	4-39	L1	White	15	Smith	10	Williams	23	Mutombo	11	13,546
44	2/8	R	L	L.A. Lakers (Ot)	100-108	4-20	0-20	4-40	L2	Harper	23	Davis	14	Scott	26	Perkins	17	14,202
45	2/10	H	L	Washington	102-110	4-21	0-20	4-41	L3	Harper	23	White	14	Adams	29	Gugliotta	10	10,661
46	2/12	H	L	Boston	100-109	4-22	0-20	4-42	L4	Davis	21	Rooks	13	Abdelnaby	24	Parish	15	15,548
47	2/13	H	L	Philadelphia	96-119	4-23	0-20	4-43	L5	White	20	Rooks	10	Hornacek	20	Tp/Al	10	13,408
48	2/16	R	L	New York	87-117	4-23	0-21	4-44	L6	Rooks	23	Rooks	7	Davis	18	Co/Hw	10	19,763
49	2/17	R	L	Cleveland	97-124	4-23	0-22	4-45	L7	Rooks	19	Sr/Dc	8	Brandon	20	Williams	12	17,083
50	2/24	H	L	Denver	92-113	4-24	0-22	4-46	L8	Harper	23	Davis	11	Le/Cj	23	Mutombo	13	10,780
51	2/26	R	L	Minnesota	89-99	4-24	0-23	4-47	L9	Harper	23	Davis	11	West	21	Laettner	15	18,011
52	2/28	R	L	Indiana	96-110	4-24	0-24	4-48	L10	Harper	26	Rooks	9	Miller	31	Schrempf	17	11,560
53	3/2	R	L	Milwaukee	86-120	4-24	0-25	4-49	L11	Rooks	14	White	9	Brickowski	17	Strong	11	13,794
54	3/3	R	L	Chicago	97-125	4-24	0-26	4-50	L12	Davis	24	Davis	7	Pippen	24	Williams	8	18,062
55	3/5	H	L	Houston	86-105	4-25	0-26	4-51	L13	Td/Hodge	13	Davis	11	Olajuwon	24	Olajuwon	11	14,450
56	3/6	H	L	Phoenix	102-109	4-26	0-26	4-52	L14	Harper	27	White	10	K. Johnson	28	Barkley	15	17,502
57	3/9	R	L	San Antonio	84-119	4-26	0-27	4-53	L15	Sr/Wb	14	Rooks	7	Robinson	19	Reid	9	16,057
58	3/10	H	L	Portland	96-124	4-27	0-27	4-54	L16	White	31	Rooks	8	Porter	24	Duckworth	15	11,822
59	3/12	R	L	Phoenix	98-116	4-27	0-28	4-55	L17	Davis	23	Davis	11	Barkley	24	Cb/Cc	9	19,023
60	3/13	R	L	Sacramento	94-122	4-27	0-29	4-56	L18	Davis	21	Smith	7	Simmons	24	Williams	10	17,317
61	3/15	H	L	Utah	96-109	4-28	0-29	4-57	L19	Smith	22	Smith	12	K. Malone	36	K. Malone	8	14,852
62	3/17	H	W	Orlando	102-96	5-28	0-29	5-57	W1	Jackson	17	Davis	10	Anderson	25	O'Neal	12	17,502
63	3/19	R	W	Philadelphia	89-87	5-28	1-29	6-57	W2	Davis	24	Davis	10	Hawkins	26	Weatherspoon	8	9,427
64	3/21	R	L	New Jersey	84-106	5-28	1-30	6-58	L1	Rooks	17	Rooks	9	Petrovic	21	Bowie	8	11,487
65	3/23	R	L	Atlanta	107-125	5-28	1-31	6-59	L2	Rooks	23	Rooks	12	Wilkins	28	Willis	12	7,602
66	3/24	R	W	Washington	101-98	5-28	2-31	7-59	W1	Jackson	27	Dc/Jj	8	Chapman	22	Gugliotta	12	6,241
67	3/26	R	L	Boston	97-106	5-28	2-32	7-60	L1	Rooks	18	Davis	11	Parish	20	Parish	10	14,890
68	3/28	H	L	San Antonio	107-114	5-29	2-32	7-61	L2	Legler	19	Davis	6	Robinson	31	Dr/LS	7	17,336
69	3/31	H	L	Seattle	96-103	5-30	2-32	7-62	L3	Smith	26	Hodge	13	Pierce	23	Cage	10	14,101
70	4/2	H	L	Golden State	93-134	5-31	2-32	7-63	L4	Jackson	18	Jackson	10	Owens	29	Bh/Bo	11	16,722
71	4/4	R	L	L.A. Clippers	115-119	5-31	2-23	7-64	L5	Smith	22	Rooks	9	Norman	26	Norman	7	12,021
72	4/6	R	W	Seattle	109-107	5-31	3-33	8-64	W1	Jackson	18	Davis	8	Pierce	20	Cage	9	13,503
73	4/8	R	L	Portland	107-126	5-31	3-34	8-65	L1	Cambridge	16	Davis	8	Robinson	21	Williams	9	12,888
74	4/10	R	L	Golden State	94-100	5-31	3-35	8-66	L2	Davis	22	Davis	19	Sprewell	26	Alexander	14	15,025
75	4/12	R	L	Utah	94-107	5-31	3-36	8-67	L3	Rooks	20	Davis	11	K. Malone	27	K. Malone	13	19,916
76	4/14	H	L	L.A. Lakers	99-112	5-32	3-36	8-68	L4	Jj/Rw	20	Rooks	18	Threatt	22	Divac	12	16,064
77	4/16	H	W	Denver	99-86	6-32	3-36	9-68	W1	Jackson	20	Rooks	14	Mutombo	21	Mutombo	13	13,964
78	4/17	H	L	Sacramento (Ot)	107-108	6-33	3-36	9-69	L1	Harper	23	Td/Sr	11	Webb	24	Bonner	13	15,973
79	4/20	H	L	L.A. Clippers	98-107	6-34	3-36	9-70	L2	Jackson	21	Davis	19	Harper	22	Norman	10	12,760
80	4/21	R	L	Denver	112-137	6-34	3-37	9-71	L3	Jackson	29	Davis	10	Le/Cj	21	Mutombo	13	16,490
81	4/23	H	W	Minnesota	103-100	7-34	3-37	10-71	W1	Jackson	32	Davis	14	Williams	31	Williams	9	17,502
82	4/24	R	W	Houston	128-123	7-34	4-37	11-71	W2	Jackson	23	Davis	10	Smith	23	Olajuwon	15	16,611



1991-1992

TOP ROW L-R HEAD COACH RICHIE ADUBATO, ASSISTANT COACH BOB ZUFFELATO, ASSISTANT COACH GAR HEARD, DOUG SMITH, TERRY DAVIS, DONALD HODGE, HERB WILLIAMS, BRIAN QUINNETT, RANDY WHITE, SPECIAL ASSIGNMENT COACH CLIFFORD RAY, VICE PRESIDENT/BASKETBALL OPERATIONS RICK SUND, CHIEF OPERATING OFFICER/GM NORM SONJU

BOTTOM ROW L-R EQUIPMENT MANAGER DOUG BAKER, TRACY MOORE, BRIAN HOWARD, FAT LEVER, ROLANDO BLACKMAN, DEREK HARPER, BRAD DAVIS, RODNEY MCCRAY, MIKE IUZZOLINO, TRAINER DOUG ATKINSON

SEASON NOTEBOOK

Won 22, lost 60 (fifth, Midwest)...the Mavericks started three rookies (Mike Iuzzolino, Doug Smith and Donald Hodge) in each of the final 21 games...there were two games (April 8-9) when four rookies started, a franchise first...the Mavericks lost a club-record-tying 15 straight games from March 1 to 26 and a club-record 26 straight road games from Dec. 26 through April 9...Dallas was held under 90 points a club-record 19 times (was 14 in 1990-91) and failed to shoot at least .400 a club-record 19 times (was eight in 1989-90)...seven times the Mavericks committed fewer than 10 turnovers in a game, including a season-low 5 turnovers Nov. 12 vs. Houston – tying as the fewest turnovers by any team in the NBA in 1991-92...the Mavericks set club lows in scoring (97.6 ppg) and field goal shooting (43.9%).


	G-S	Min	Avg	Fg-Att	Pct	3Fg-Att	Pct	Ft-Att	Pct	Off	Def	Reb	Avg	Ast	Avg	Pf-D	Stl To	Blk	Pts	Avg	Hi
Blackman	75-74	2527	33.7	535-1161	.461	65-169	.385	239-266	.898	78	161	239	3.2	204	2.7	134-0	50 153	22	1374	18.3	31
Harper	65-64	2252	34.6	448-1011	.443	58-186	.312	198-261	.759	49	121	170	2.6	373	5.7	150-0	101 154	17	1152	17.7	38
Williams	75-26	2040	27.2	367-851	.431	1-6	.167	124-171	.725	106	348	454	6.1	94	1.3	189-2	35 114	98	859	11.5	26
Lever	31-5	884	28.5	135-349	.387	17-52	.327	60-80	.750	56	105	161	5.2	107	3.5	73-0	46 36	12	347	11.2	32
T. Davis	68-67	2149	31.6	256-531	.482	0-5	.000	181-285	.635	228	444	672	9.9	57	0.8	202-1	26 117	29	693	10.2	20
Iuzzolino	52-21	1280	24.6	160-355	.451	59-136	.434	107-128	.836	27	71	98	1.9	194	3.7	79-0	33 92	1	486	9.3	23
McCray	75-48	2106	28.1	271-622	.436	25-85	.294	110-153	.719	149	319	46	6.2	219	2.9	180-2	48 115	30	677	9.0	24
Smith	76-32	1707	22.5	291-702	.415	0-11	.000	89-121	.736	129	262	391	5.1	129	1.7	259-5	62 97	34	671	8.8	26
Moore	42-2	782	18.6	130-325	.400	30-84	.357	65-78	.833	31	51	82	2.0	48	1.1	97-0	32 44	4	355	8.5	19
Hodge	51-27	1058	20.7	163-328	.497	0-0	-	100-150	.667	118	157	275	5.4	39	0.8	128-2	25 75	23	426	8.4	24
White	65-12	1021	15.7	145-382	.380	4-27	.148	124-162	.765	96	140	236	3.6	31	0.5	157-1	31 68	22	418	6.4	20
Donaldson	44-32	994	22.6	107-227	.471	0-0	-	59-84	.702	97	173	270	6.1	31	0.7	86-0	8 41	44	273	6.2	15
Howard	27-0	318	11.8	54-104	.519	1-2	.500	22-31	.710	17	34	51	1.9	14	0.5	55-2	11 15	8	131	4.9	14
Quinnett (Tot)	39-0	326	18.4	43-124	.347	13-41	.317	16-26	.615	16	35	51	1.3	12	0.3	32-0	16 16	8	115	2.9	14
Quinnett (Dal)	15-0	136	19.1	15-51	.294	3-15	.200	8-12	.667	7	20	27	1.8	5	0.3	11-0	9 8	2	41	2.7	8
B. Davis	33-0	429	13.0	38-86	.442	5-18	.278	11-15	.733	4	29	33	1.0	66	2.0	57-0	11 27	3	92	2.8	8
Garrick (Tot)*	40-5	549	13.7	59-143	.413	1-4	.250	18-26	.692	12	44	56	1.4	98	2.5	54-0	36 44	4	137	3.4	13
Garrick (Dal)*	6-0	63	10.5	4-17	.235	0-1	.000	2-2	1.000	2	4	6	1.0	17	2.8	7-0	8 4	0	10	1.7	4
Vianna*	1-0	9	19.0	1-2	.500	0-0	-	0-0	-	0	0	0	0.0	2	2.0	3-0	0 1	0	2	2.0	2
Mavericks	82	19755	-	3120-7104	.439	268-797	.336	1499-1999	.750	1194	2439	3633	44.3	1630	19.9	1867-15	536 1202	349	8007	97.6	141
Opponents	82	19755	-	3314-7051	.470	183-599	.306	1823-2368	.770	1157	2631	3788	46.2	1936	23.6	1735-19	723 1054	456	8634	105.3	143





1991-92 SEASON STATISTICS & RESULTS

No	Date	H-R	W-L	Opponent	Score	Home Record	Road Record	Total Record	Sk	Dallas Hi Scorer	Pt	Dallas Hi Scorer	Rb	Dallas Hi Scorer	Pt	Opponent Hi Rebr	Rb	Attend
1	11/1	R	L	San Antonio	99-140	0-0	0-1	0-1	L1	Lever	17	Rm/Td	5	Robinson	24	Cummings	16	16,057
2	11/2	H	L	L.A. Lakers (Ot)	113-114	0-1	0-1	0-2	L2	Blackman	25	T. Davis	15	Worthy	30	Threath	10	17,502
3	11/5	H	L	Cleveland	101-112	0-2	0-1	0-3	L3	Blackman	23	McCray	13	Nance	29	Daugherty	12	14,019
4	11/6	R	W	Minnesota	97-94	0-2	1-1	1-3	W1	Harper	26	T. Davis	14	West	14	Spencer	9	19,006
5	11/8	R	L	Chicago	92-108	0-2	1-2	1-4	L1	Harper	15	T. Davis	9	Jordan	26	Sp/Hg	10	18,120
6	11/9	R	L	Milwaukee	95-111	0-2	1-3	1-5	L2	Blackman	28	T. Davis	10	Humphries	24	Malone	11	15,175
7	11/12	H	L	Houston	92-98	0-3	1-3	1-6	L3	Blackman	30	Williams	13	Maxwell	28	Thorpe	11	14,658
8	11/14	H	W	L.A. Clippers	95-88	1-3	1-3	2-6	W1	Blackman	30	Td/Hw	12	Manning	27	Vaught	11	14,168
9	11/16	H	W	Phoenix	91-88	2-3	1-3	3-6	W2	Blackman	22	T. Davis	12	Hornacek	21	Lang	10	17,364
10	11/19	R	W	Denver	96-93	2-3	2-3	4-6	W3	Blackman	18	Td/FI	7	Williams	18	Mutombo	18	7,382
11	11/20	H	L	New York	89-92	2-4	2-3	4-7	L1	Blackman	25	T. Davis	9	Ewing	27	Pe/Co	13	15,608
12	11/23	H	W	Utah (Ot)	121-109	3-4	2-3	5-7	W1	Lever	32	Rm/Rb	9	K. Malone	33	K. Malone	13	17,333
13	11/27	H	W	Indiana	113-106	4-4	2-3	6-7	W2	McCray	20	Williams	9	M. Williams	27	Smits	10	14,713
14	11/29	H	W	New Jersey	91-97	4-5	2-3	6-8	L1	Harper	26	T. Davis	12	Petrovic	24	Morris	11	16,121
15	11/30	H	W	Minnesota	79-78	5-5	2-3	7-8	W1	Smith	17	Donaldson	15	Glass	23	Gg/Tb	7	16,155
16	12/3	H	L	Atlanta	99-103	5-6	2-3	7-9	L1	Harper	24	McCray	12	Willis	29	Willis	31	15,080
17	12/5	R	L	Golden State	107-117	5-6	2-4	7-10	L2	Harper	26	White	9	Cm/Th	27	Hill	8	15,025
18	12/7	R	L	Seattle	101-104	5-6	2-5	7-11	L3	Blackman	28	Davis	12	Pierce	27	Cage	10	12,313
19	12/8	R	L	L.A. Lakers	88-103	5-6	2-6	7-12	L4	Harper	20	T. Davis	7	Bs/Acg	16	Perkins	11	15,988
20	12/10	H	W	Miami	114-110	6-6	2-6	8-12	W1	Blackman	31	T. Davis	19	Burton	23	Seikaly	14	14,239
21	12/11	R	W	Charlotte	106-103	6-6	3-6	9-12	W2	Harper	35	Donaldson	16	Johnson	24	Gattison	18	23,698
22	12/13	R	L	Indiana	108-124	6-6	3-7	9-13	L1	Harper	18	T. Davis	9	Person	32	Smits	13	9,832
23	12/14	R	W	Cleveland	99-97	6-6	4-7	10-13	W1	Blackman	26	T. Davis	13	Daugherty	24	Daugherty	15	13,057
24	12/17	H	L	San Antonio	87-98	6-7	4-7	10-14	L1	Rb/Dh	21	Williams	11	Robinson	22	Dr/Wa	12	15,125
25	12/20	H	L	Washington	99-107	6-8	4-7	10-15	L2	Williams	22	McCray	14	Ellison	31	Ellison	16	14,491
26	12/21	H	W	Sacramento	109-85	7-8	4-7	11-15	W1	Harper	22	Td/Jd	11	Simmons	16	Tisdale	10	15,134
27	12/23	R	W	Houston	105-85	7-8	5-7	12-15	W2	Dh/Rb	27	Smith	10	Olajuwon	21	Thorpe	14	15,508
28	12/26	R	L	Portland	88-113	7-8	5-8	12-16	L1	McCray	15	Hw/FI	7	Drexler	20	Williams	12	12,888
29	12/28	R	L	Phoenix	103-121	7-8	5-9	12-17	L2	Blackman	22	Williams	12	Johnson	26	Lang	12	14,496
30	1/3	H	L	Detroit	96-106	7-9	5-9	12-18	L3	Harper	24	T. Davis	16	Thomas	20	Rodman	20	17,502
31	1/4	R	L	Utah	78-113	7-9	5-10	12-19	L4	Smith	16	Smith	7	K. Malone	26	Brown	14	19,911
32	1/7	H	L	L.A. Lakers	80-104	7-10	5-10	12-20	L5	Williams	19	McCray	10	Teagle	19	Perkins	13	17,083
33	1/9	R	L	Atlanta	108-124	7-10	5-11	12-21	L6	Harper	24	T. Davis	12	Wilkins	32	Willis	13	9,743
34	1/10	H	L	Seattle	82-94	7-11	5-11	12-22	L7	Harper	27	T. Davis	14	Johnson	19	Kemp	13	15,361
35	1/13	R	L	Detroit	81-84	7-11	5-12	12-23	L8	Blackman	15	T. Davis	21	Woolridge	15	Rodman	21	21,454
36	1/14	R	L	New Jersey	88-97	7-11	5-13	12-24	L9	Harper	28	T. Davis	16	Coleman	20	Sb/Cd	9	7,165
37	1/16	H	L	Denver	90-101	7-12	5-13	12-25	L10	Harper	24	T. Davis	13	Garland	25	Mutombo	14	15,506
38	1/18	H	L	Golden State	141-143	7-13	5-13	12-26	L11	Harper	38	T. Davis	11	Mullin	29	Cm/Bo/Th	8	17,502
39	1/22	H	W	Milwaukee	118-116	8-13	5-13	13-26	W1	Smith	26	Smith	9	Ellis	23	Malone	11	14,299
40	1/24	R	L	Orlando	103-121	8-13	5-14	13-27	L1	Harper	19	T. Davis	13	Anderson	32	Anderson	12	15,151
41	1/25	R	L	Miami	101-103	8-13	5-15	13-28	L2	Harper	24	Td/Jd	10	Rice	33	Ke/GI	9	15,008
42	1/29	H	L	San Antonio	93-108	8-14	5-15	13-29	L3	White	20	White	12	Anderson	21	Robinson	12	15,218
43	1/31	H	L	Chicago	92-107	8-15	5-15	13-30	L4	Blackman	20	T. Davis	12	Jordan	25	Jordan	10	17,502
44	2/1	H	L	Utah	90-104	8-16	5-15	13-31	L5	T. Davis	19	T. Davis	11	K. Malone	26	K. Malone	11	16,392
45	2/3	R	L	Sacramento	95-99	8-16	5-16	13-32	L6	Blackman	23	T. Davis	13	Richmond	22	Causwell	11	17,014
46	2/4	R	L	L.A. Clippers	80-97	8-16	5-17	13-33	L7	Williams	17	T. Davis	10	Norman	19	Harper	11	9,487
47	2/6	H	L	Portland	98-103	8-17	5-17	13-34	L8	Blackman	26	T. Davis	16	Drexler	32	Williams	15	15,707
48	2/12	H	W	Boston	108-100	9-17	5-17	14-34	W1	Dh/Hw	23	Harper	9	Lewis	24	Picnkney	14	17,502
49	2/14	R	L	Denver	85-105	9-17	5-18	14-35	L1	Williams	20	Williams	10	R. Williams	22	Mutombo	19	12,223
50	2/15	H	W	Houston	103-99	10-17	5-18	15-35	W1	Blackman	31	Williams	10	Maxwell	25	Thorpe	13	17,247
51	2/18	H	L	Philadelphia	90-94	10-18	5-18	15-36	L1	T. Davis	17	T. Davis	14	Barkley	28	Barkley	15	15,676
52	2/19	R	L	Utah	98-118	10-18	5-19	15-37	L2	T. Davis	14	White	8	K. Malone	23	K. Malone	9	19,911
53	2/21	H	W	Minnesota	109-94	11-18	5-19	16-37	W1	Moore	19	T. Davis	14	Richardson	17	Mitchell	10	16,009
54	2/24	H	L	Golden State	131-138	11-19	5-19	16-38	L1	Iuzzolino	22	Td/Ds	8	Mullin	29	Hill	14	14,828
55	2/26	R	L	Minnesota	105-106	11-19	5-20	16-39	L2	Blackman	22	T. Davis	9	Glass	31	Campbell	8	18,173
56	2/28	H	W	Phoenix	115-107	12-19	5-20	17-39	W1	Harper	20	Smith	11	Majerle	20	Smith	9	17,148
57	3/1	R	L	Boston	91-101	12-19	5-21	17-40	L1	Hodge	19	Hodge	11	Bird	26	Bird	13	14,890
58	3/3	R	L	New York	83-102	12-19	5-22	17-41	L2	Blackman	16	Td/Dh	9	Js/Xm	18	McDaniel	11	16,083
59	3/5	R	L	Washington	109-119	12-19	5-23	17-42	L3	Harper	30	Td/Hw	9	Eackles	23	Ellison	10	6,165
60	3/6	R	L	Philadelphia	86-88	12-19	5-24	17-43	L4	Blackman	22	T. Davis	13	Barkley	24	Barkley	15	16,812
61	3/8	H	L	San Antonio	81-93	12-20	5-24	17-44	L5	Hodge	19	T. Davis	14	Robinson	18	Robinson	13	16,335
62	3/10	R	L	Houston	93-116	12-20	5-25	17-45	L6	Williams	16	Hodge	10	Maxwell	19	Olajuwon	11	14,002
63	3/11	H	L	Charlotte	105-120	12-21	5-25	17-46	L7	Iuzzolino	23	Ds/Hw	6	Gill	26	Johnson	18	15,727
64	3/13	R	L	L.A. Clippers	97-105	12-21	5-26	17-47	L8	Iuzzolino	21	T. Davis	18	Harper	23	Harper	12	11,955
65	3/15	R	L	Seattle	100-109	12-21	5-27	17-48	L9	Blackman	25	T. Davis	10	Pierce	23	Kemp	15	12,163
66	3/17	R	L	Phoenix	81-92	12-21	5-28	17-49	L10	T. Davis	16	T. Davis	15	Johnson	18	West	10	14,496
67	3/18	H	L	L.A. Clippers	86-117	12-22	5-28	17-50	L11	Iuzzolino	22	T. Davis	11	Manning	23	Cs/Lv	6	15,363
68	3/20	H	L	Sacramento	96-125	12-23	5-28	17-51	L12	Rb/Mi	20	McCray	11	Richmond	21	Simmons	13	16,118
69	3/22	H	L	Seattle	105-113	12-24	5-28	17-52	L13	Blackman	30	Rm/Hodge	9	Johnson	31	Kemp	17	14,345
70	3/24	R	L	Portland	83-109	12-24	5-29	17-53	L14	Smith	15	Smith	10	Porter	19	JK/Bw	9	12,888
71	3/26	R	L	L.A. Lakers	92-115	12-24	5-30	17-54	L15	Iuzzolino	19	Dh/Hw	6	Teagle	28	Divac	11	17,324
72	3/29	H	W	Denver	105-98	13-24	5-30	18-54	W1	Blackman	22	Smith	14	MI/Mm	19	Anderson	12	16,203
73	4/1	H	W	Orlando	102-89	14-24	5-30	19-54	W2	Iuzzolino	20	McCray	15	Anderson	25	Kite	9	15,140
74	4/3	H	L	Minnesota	95-104	14-25	5-30	19-55	L1	Williams	26	Rm/Ds	7	Richardson	22	Tb/Fs	9	15,795
75	4/5	R	L	Sacramento	89-103	14-25	5-31	19-56	L2	Hodge	24	Hodge	14	Simmons	23	Simmons	19	17,014
76	4/8	R	L	Golden State	91-110	14-25	5-32	19-57	L3	MI/Hw	14	McCray	15	Mullin	29	Hill	12	15,025
77	4/9	R	L	Utah	90-113	14-25	5-33	19-58	L4	Williams	20	White	9	K. Malone	28	K. Malone	11	19,911
78	4/11	R	W	Houston	99-92	14-25	5-33	20-58	W1	Blackman	30	McCray	13	Floyd	22	Ot/Ho	13	14,501
79	4/14	R	L	San Antonio	108-120	14-25	5-34	20-59	L1	Blackman	20	McCray	14	Elliott	26	Cummings	12	16,057
80	4/15	H	L	Portland	94-100	14-26	5-34	20-60	L2									



1990-1991

TOP ROW L-R HEAD COACH RICHIE ADUBATO, ASSISTANT COACH BOB ZUFFELATO, ASSISTANT COACH GAR HEARD, ROY TARPLEY, JOHN SHASKY, JAMES DONALDSON, JIM GRANDHOLM, HERB WILLIAMS, RANDY WHITE, SPECIAL ASSIGNMENT COACH CLIFFORD RAY, VICE PRESIDENT/BASKETBALL OPERATIONS RICK SUND, CHIEF OPERATING OFFICER/GM NORM SONJU

BOTTOM ROW L-R EQUIPMENT MANAGER KERRY LEATH, KELVIN UPSHAW, ALEX ENGLISH, ROLANDO BLACKMAN, FAT LEVER, DEREK HARPER, BRAD DAVIS, RODNEY MCCRAY, STEVE ALFORD, TRAINER DOUG ATKINSON

SEASON NOTEBOOK

Won 28, lost 54 (sixth, Midwest)...the Mavericks had averaged over 48 wins the previous four seasons...Dallas, which got off to a 4-1 start before losing Roy Tarpley and Fat Lever for the season due to right knee injuries, dropped 53 of its final 77 games, including 13 of the final 16 games...39 times Dallas was without the services of three or more players, including five games in which four or more players were sidelined...Dallas came back seven times from deficits of 12+ points to win, including twice from 16 points down...the Mavericks were 15-16 in games decided by six points or less, including 9-6 in games decided by three points or less...the Mavericks were 21-21 when scoring 100+ points and 7-33 when held under 100 points.

	G-5	Min	Avg	Fg-Att	Pct	3fg-Att	Pct	Ft-Att	Pct	Off	Def	Reb	Avg	Ast	Avg	Pf-D	Shl	To	Blk	Pts	Avg	Hi
Tarpley	5-5	171	34.2	43-79	.544	0-1	.000	16-18	.889	16	39	55	11.0	12	2.4	20-0	6	13	9	102	20.4	29
Blackman	80-80	2965	37.1	634-1316	.482	40-114	.351	282-326	.865	63	193	256	3.2	301	3.8	153-0	69	159	19	1590	19.9	37
Harper	77-77	2879	37.4	572-1226	.467	89-246	.362	286-391	.731	59	174	233	3.0	548	7.1	222-1	147	177	14	1519	19.7	34
Williams	60-36	1832	30.5	332-655	.507	0-4	.000	83-130	.638	86	271	357	6.0	95	1.6	197-3	30	113	88	747	12.5	31
McCray	74-68	2561	34.6	336-679	.495	13-39	.333	159-198	.803	153	407	560	7.6	259	3.5	203-3	70	129	51	844	11.4	23
Donaldson	82-82	2800	34.1	327-615	.532	0-0	—	165-229	.721	201	526	727	8.9	69	0.8	181-0	34	146	93	819	10.0	25
English	79-26	1748	22.1	322-734	.439	0-1	.000	119-140	.850	108	146	254	3.2	105	1.3	141-0	40	101	25	763	9.7	27
White	79-29	1901	24.1	265-665	.398	6-37	.162	159-225	.707	173	331	504	6.4	63	0.8	308-6	81	131	44	695	8.8	24
Lever	4-0	86	21.5	9-23	.391	0-3	.000	11-14	.786	3	12	15	3.8	12	3.0	5-0	6	10	3	29	7.3	13
Upshaw	48-1	514	10.7	104-231	.450	7-29	.241	55-64	.859	20	35	55	1.1	86	1.8	77-0	28	39	5	270	5.6	19
Davis	80-6	1426	17.8	159-373	.426	22-85	.259	91-118	.771	13	105	118	1.5	230	2.9	212-1	45	77	17	431	5.4	15
Alford	34-0	236	6.9	59-117	.504	7-23	.304	26-31	.839	10	14	24	0.7	22	0.6	11-0	8	16	1	151	4.4	15
Grandholm	26-0	168	6.5	30-58	.517	9-17	.529	10-21	.476	20	30	50	1.9	8	0.3	33-0	2	11	8	79	3.0	10
Shasky	57-0	510	8.9	51-116	.440	0-0	—	48-79	.606	58	76	134	2.4	11	0.2	75-0	14	27	20	150	2.6	13
Wright*	3-0	8	2.7	2-3	.667	0-1	.000	2-2	1.000	1	1	2	0.7	0	0.0	2-0	1	0	0	6	2.0	4
Mavericks	82	19805	-	3245-6890	.471	193-600	.322	1512-1986	.761	984	2360	3344	40.8	1821	22.2	1840-14	581	1186	397	8195	99.9	140
Opponents	82	19805	-	3346-6945	.482	178-583	.305	1700-2296	.740	1116	2489	3605	44.0	2025	24.7	1778-10	650	1147	400	8570	104.5	135





1990-91 SEASON STATISTICS & RESULTS

No	Date	H-R	W-L	Score	Opponent	Home Dal-Opp	Road Record	Total Record	Record	Dallas Sk	Dallas Hi Scorer	Dallas Pt	Dallas Rb	Dallas Hi Scorer	Opponent			Rb	Attend
															Pt	Hi Rebr	Rb		
1	11/2	R	L	85-98	Minnesota	0-0	0-0	0-1	0-1	L1	Blackman	21	Tarpley	15	Campbell	24	Corbin	9	19,006
2	11/3	H	W	140-110	Denver	1-0	0-1	1-1	1-1	W1	Tarpley	25	Tarpley	13	Woolridge	21	Rasmussen	11	17,007
3	11/6	R	W	96-91	New York	1-0	1-1	2-1	2-1	W2	Tarpley	29	Tarpley	10	Ewing	26	Oakley	18	14,056
4	11/7	R	W	104-101	Philadelphia	1-0	2-1	3-1	3-1	W3	Tarpley	26	Tarpley	11	Hawkins	25	Gminski	9	10,525
5	11/9	H	W	111-99	Orlando	2-0	2-1	4-1	4-1	W4	Blackman	34	McCray	10	Anderson	29	Kite	10	16,760
6	11/13	R	L	103-109	Orlando	2-0	2-2	4-2	4-2	L1	Blackman	36	Williams	7	Catledge	30	Smith	8	14,588
7	11/14	R	L	93-105	Miami	2-0	2-3	4-3	4-3	L2	Harper	30	Hw/Rm	8	Seikaly	30	Seikaly	21	15,008
8	11/16	H	W	99-86	L.A. Lakers	3-0	2-3	5-3	5-3	W1	Harper	19	Donaldson	14	Scott	23	Johnson	8	17,007
9	11/20	H	L	91-92	Minnesota (Ot)	3-1	2-3	5-4	5-4	L1	Blackman	32	Jd/Rw	9	Campbell	28	Corbin	16	15,975
10	11/23	H	L	104-107	San Antonio	3-2	2-3	5-5	5-5	L2	Blackman	30	Rw/Jd	7	Robinson	32	Robinson	13	17,007
11	11/24	H	L	74-85	Utah	3-3	2-3	5-6	5-6	L3	Blackman	21	Hw/Jd	10	K. Malone	27	Km/Me	9	17,007
12	11/28	H	W	107-88	L.A. Clippers	4-3	2-3	6-6	6-6	W1	Blackman	30	Donaldson	9	Smith	24	Smith	9	15,790
13	12/1	R	L	97-109	San Antonio	4-3	2-4	6-7	6-7	L1	Harper	18	Js/Rm	7	Robinson	23	Cummings	13	15,908
14	12/4	R	L	83-103	Sacramento	4-3	2-5	6-8	6-8	L2	Harper	20	Donaldson	13	Carr	31	Tisdale	8	17,014
15	12/5	R	L	89-93	L.A. Clippers	4-3	2-6	6-9	6-9	L3	English	18	Rw/Jd	15	Smith	24	Benjamin	17	10,636
16	12/7	H	L	104-112	Boston	4-4	2-6	6-10	6-10	L4	Blackman	35	McCray	13	Parish	26	Parish	14	17,007
17	12/8	H	L	107-113	Houston	4-5	2-6	6-11	6-11	L5	Rb/Dh	30	McCray	8	Thorpe	28	Thorpe	16	17,007
18	12/12	R	W	112-97	L.A. Lakers (Ot)	4-5	3-6	7-11	7-11	W1	Rb/Dh	22	Donaldson	15	Worthy	28	Perkins	11	16,086
19	12/14	R	L	104-106	Portland	4-5	3-7	7-12	7-12	L1	Blackman	26	White	11	Drexler	29	Williams	12	12,884
20	12/15	R	L	105-106	Seattle	4-5	3-8	7-13	7-13	L2	Blackman	28	McCray	9	Kemp	22	Cage	8	10,009
21	12/18	H	L	95-114	Phoenix	4-6	3-8	7-14	7-14	L3	McCray	19	White	13	Majerle	24	McDaniel	11	17,007
22	12/21	H	W	103-89	Milwaukee	5-6	3-8	8-14	8-14	W1	Blackman	27	Donaldson	11	Pierce	20	Robertson	9	17,007
23	12/22	R	W	119-110	Denver	5-6	4-8	9-14	9-14	W2	Blackman	31	McCray	13	Adams	27	Rasmussen	13	8,595
24	12/26	R	L	88-115	Phoenix	5-6	4-9	9-15	9-15	L1	Harper	19	White	8	Chambers	24	Chambers	12	14,487
25	12/27	R	L	102-110	Utah	5-6	4-10	9-16	9-16	L2	Harper	32	McCray	9	K. Malone	35	Km/Tb	11	12,616
26	12/29	H	W	90-79	Sacramento	6-6	4-10	10-16	10-16	W1	Harper	26	Donaldson	14	Carr	17	Carr	9	17,007
27	1/2	R	L	95-115	Minnesota	6-6	4-11	10-17	10-17	L1	Harper	29	McCray	10	Campbell	32	Spencer	16	19,006
28	1/3	R	L	87-97	Milwaukee	6-6	4-12	10-18	10-18	L2	Harper	21	McCray	9	Pierce	28	Robertson	9	15,671
29	1/6	R	L	110-127	Boston	6-6	4-13	10-19	10-19	L3	Blackman	27	Ae/Rm	7	Gamble	23	Parish	9	14,890
30	1/7	R	W	88-87	New Jersey (Ot)	6-6	5-13	11-19	11-19	W1	English	27	English	12	Bowie	27	Bowie	14	9,055
31	1/9	H	W	109-99	Portland	7-6	5-13	12-19	12-19	W2	Rb/Ae	24	Donaldson	15	Drexler	22	Williams	15	17,007
32	1/11	H	L	99-110	Utah	7-7	5-13	12-20	12-20	L1	Harper	33	McCray	13	K. Malone	38	K. Malone	16	17,007
33	1/12	H	L	103-127	Orlando	7-8	5-13	12-21	12-21	L2	Blackman	29	Rm/Jd	7	Sv/Na	24	Catledge	9	17,007
34	1/14	H	L	81-89	Detroit	7-9	5-13	12-22	12-22	L3	Harper	21	White	14	Johnson	19	Rodman	15	17,007
35	1/16	R	L	94-100	San Antonio	7-9	5-14	12-23	12-23	L4	Harper	27	Jd/Rm	10	Robinson	30	Cummings	11	15,908
36	1/18	H	L	112-119	L.A. Clippers (Ot)	7-10	5-14	12-24	12-24	L5	Rb/Jd	25	Donaldson	18	Benjamin	27	Benjamin	11	16,718
37	1/19	H	W	110-95	Charlotte	8-10	5-14	13-24	13-24	W1	English	23	Donaldson	14	Newman	40	Gminski	12	16,425
38	1/23	H	L	85-99	Cleveland	8-11	5-14	13-25	13-25	L1	McCray	16	Rm/Rw	10	Ln/Bd	21	Daugherty	12	16,210
39	1/25	R	L	82-84	Detroit	8-11	5-15	13-26	13-26	L2	Blackman	23	White	13	Johnson	21	Rodman	17	21,454
40	1/26	R	W	99-96	Washington	8-11	6-15	14-26	14-26	W1	English	22	Donaldson	17	King	27	Jones	11	11,013
41	1/29	H	W	117-112	Seattle	9-11	6-15	15-26	15-26	W2	White	24	McCray	10	Mckey	24	Polynice	6	15,820
42	2/1	H	L	90-101	Chicago	9-12	6-15	15-27	15-27	L1	Blackman	24	Donaldson	10	Jordan	31	Pippen	14	17,007
43	2/5	H	W	114-109	Indiana	10-12	6-15	16-27	16-27	W1	Harper	24	White	12	Miller	26	Dreiling	7	16,351
44	2/7	H	W	102-101	Golden State	11-12	6-15	17-27	17-27	W2	Harper	20	Donaldson	15	Richmond	34	Lister	7	16,101
45	2/12	R	L	92-100	Charlotte	11-12	6-16	17-28	17-28	L1	Blackman	22	McCray	12	Newman	21	Gminski	14	23,901
46	2/13	R	L	93-95	Cleveland	11-12	6-17	17-29	17-29	L2	Blackman	28	Donaldson	12	Daugherty	23	Daugherty	13	11,522
47	2/15	H	W	121-96	Washington	12-12	6-17	18-29	18-29	W1	Blackman	28	Donaldson	16	King	14	Ellison	10	17,007
48	2/16	H	W	96-94	San Antonio	13-12	6-17	19-29	19-29	W2	Blackman	37	White	15	Robinson	34	Robinson	19	17,007
49	2/18	R	W	107-101	Golden State	13-12	7-17	20-29	20-29	W3	Dh/Ae	24	Williams	7	Mullin	33	Hardaway	7	15,025
50	2/19	R	L	100-107	Portland	13-12	7-18	20-30	20-30	L1	Harper	32	McCray	11	Porter	23	Bw/Cr	10	12,884
51	2/21	H	L	92-106	L.A. Lakers	13-13	7-18	20-31	20-31	L2	Harper	24	McCray	12	Johnson	21	Johnson	10	17,007
52	2/23	R	L	107-122	Atlanta	13-13	7-19	20-32	20-32	L3	English	19	Donaldson	9	Wilkins	31	Wilkins	14	12,376
53	2/26	R	L	94-100	Minnesota	13-13	7-20	20-33	20-33	L4	Harper	25	Williams	8	Corbin	31	Corbin	11	19,006
54	2/27	R	W	108-104	Indiana	13-13	8-20	21-33	21-33	W1	Ae/Rb	21	White	10	Person	24	Schrempf	8	8,749
55	3/1	R	L	86-109	Chicago	13-13	8-21	21-34	21-34	L1	Blackman	19	Williams	10	Jordan	29	Jordan	11	18,676
56	3/2	H	L	103-109	Miami	13-14	8-21	21-35	21-35	L2	Blackman	19	Williams	9	Douglas	25	Long	10	17,007
57	3/4	H	W	102-100	New Jersey	14-14	8-21	22-35	22-35	W1	Dh/Rb	21	Donaldson	15	Coleman	24	Coleman	12	15,770
58	3/6	H	L	92-97	Philadelphia	14-15	8-21	22-36	22-36	L1	Williams	22	McCray	10	Barkley	33	Mahorn	15	17,007
59	3/7	R	L	90-122	Houston	14-15	8-22	22-37	22-37	L2	McCray	18	Shasky	8	Thorpe	24	Ao/Ls	8	14,012
60	3/10	R	L	110-124	Denver	14-15	8-23	22-38	22-38	L3	Williams	25	McCray	13	Ow/Ma	31	Williams	9	11,520
61	3/13	H	W	98-96	Seattle	15-15	8-23	23-38	23-38	L1	Harper	18	White	8	Kemp	24	Kemp	13	15,813
62	3/15	H	L	117-127	Atlanta	15-16	8-23	23-39	23-39	L1	Williams	27	Williams	12	Battle	28	Malone	14	17,007
63	3/16	H	L	105-117	Golden State	15-17	8-23	23-40	23-40	L2	Williams	20	White	11	Richmond	36	Mullin	10	17,007
64	3/18	H	W	104-86	Sacramento	16-17	8-23	24-40	24-40	W1	Blackman	31	McCray	18	Simmons	19	Simmons	10	15,827
65	3/20	H	L	96-110	Phoenix	16-18	8-23	24-41	24-41	L1	Williams	30	Donaldson	11	McDaniel	24	West	10	17,007
66	3/22	H	W	104-102	New York (Ot)	17-18	8-23	25-41	25-41	W1	Harper	27	Donaldson	12	Ewing	29	Oakley	18	17,004
67	3/23	R	L	93-105	Orlando	17-18	8-24	25-42	25-42	L1	English	19	Donaldson	8	Reynolds	26	Anderson	10	15,077
68	3/27	H	L	85-97	Orlando	17-19	8-24	25-43	25-43	L2	Blackman	20	Donaldson	10	Reynolds	20	Kite	16	16,473
69	3/29	R	L	96-105	L.A. Clippers	17-19	8-25	25-44	25-44	L3	Blackman	24	Williams	9	Smith	22	Dm/Op	8	12,320
70	3/30	R	L	102-115	Seattle	17-19	8-26	25-45	25-45	L4	Williams	31	Donaldson	10	Kemp	23	Benjamin	7	11,756
71	4/2	H	W	133-126	Denver	18-19	8-26	26-45	26-45	W1	Harper	24	Donaldson	12	Adams	37	Anderson	11	16,105
72	4/3	R	L	86-102	Houston	18-19	8-27	26-46	26-46	L1	Blackman	20	Donaldson	8	Maxwell	27	Olajuwon	22	16,611
73	4/5	H	L	87-93	Utah	18-20	8-27	26-47	26-47	L2	Williams	19	Donaldson	15	K. Malone	31	K. Malone	19	16,777
74	4/7	H	L	92-110	Portland	18-21	8-27	26-48	26-48	L3	Williams	19	Donaldson	12	Robinson	22	Williams	11	16,620
75	4/9	R	L	104-113	Sacramento	18-21	8-28	26-49	26-49	L4	Blackman	26	Donaldson	14	Simmons	35	Causwell	12	17,014
76	4/10	R	L	91-97	Utah	18-21	8-29	26-50	26-50	L5	Harper	34	Donaldson	12	K. Malone	26			



1989-1990

TOP ROW L-R HEAD COACH RICHIE ADUBATO, ASSISTANT COACH GAR HEARD, BOB MCCANN, ADRIAN DANTLEY, HERB WILLIAMS, ROY TARPLEY, JAMES DONALDSON, BILL WENNINGTON, SAM PERKINS, SPECIAL ASSIGNMENT COACH CLIFFORD RAY, VICE PRESIDENT/ BASKETBALL OPERATIONS RICK SUND, CHIEF OPERATING OFFICER/GM NORM SONJU

BOTTOM ROW L-R ASSISTANT TRAINER/EQUIPMENT MANAGER KYLE LEATH, DEREK HARPER, ANTHONY JONES, STEVE ALFORD, RANDY WHITE, ROLANDO BLACKMAN, BRAD DAVIS, TRAINER DOUG ATKINSON

SEASON NOTEBOOK

Won 47, lost 35 (third, Midwest)...after missing the playoffs the previous season for the first time since 1982-83, the Mavericks returned to postseason action...Dallas was swept, 3-0, in the first-round by the eventual Western Conference Champion Portland Trail Blazers...on Nov. 29, Richie Adubato replaced John MacLeod as head coach (Dallas was 5-6 under MacLeod) and guided Dallas to a 42-29 (.592) record the rest of the way...the Mavericks won 19 of their final 22 at home and broke even (10-10) in their final 20 road games...Dallas held a club-record 35 opponents under 100 points and a club-record 12 opponents under 90 points...Dallas was 12-27 when held under 100 points, but 35-8 when scoring 100+ points...Dallas won a club-record 15 games when trailing after three periods.

	G-S	Min	Avg	Fg-Att	Pct	3Fg-Att	Pct	Fr-Att	Pct	Off	Def	Reb	Avg	Ast	Avg	Pf-D	Stl	To	Blk	Pts	Avg	Hi
Blackman	80-80	2934	36.7	626-1256	.498	13-43	.302	287-340	.844	88	192	280	3.5	289	3.6	128-0	77	174	21	1552	19.4	35
Harper	82-82	3007	36.7	567-1161	.488	89-240	.371	250-315	.794	54	190	244	3.0	609	7.4	224-1	187	207	26	1473	18.0	42
Tarpley	45-35	1648	36.6	314-696	.451	0-6	.000	130-172	.756	189	400	589	13.1	67	1.5	160-0	79	117	70	758	16.8	27
Perkins	76-70	2668	35.1	435-883	.493	6-28	.214	330-424	.778	209	363	572	7.5	175	2.3	225-4	88	148	64	1206	15.9	45
Dantley	45-45	1300	28.9	231-484	.477	0-2	.000	200-254	.787	78	94	172	3.8	80	1.8	99-0	20	75	7	662	14.7	30
Donaldson	73-73	2265	31.0	258-479	.539	0-0	—	149-213	.700	155	475	630	8.6	57	0.8	129-0	22	119	47	665	9.1	21
Williams	81-19	2199	27.1	295-665	.444	2-9	.222	108-159	.679	76	315	391	4.8	119	1.5	243-4	51	106	106	700	8.6	21
Davis	73-2	1292	17.7	179-365	.490	35-104	.337	77-100	.770	12	81	93	1.3	242	3.3	151-2	47	86	9	470	6.4	25
Wennington	60-2	814	13.6	105-234	.449	0-4	.000	60-75	.800	64	134	198	3.3	41	0.7	144-2	20	50	21	270	4.5	14
White	55-2	707	12.9	93-252	.369	1-14	.071	50-89	.562	78	95	173	3.1	21	0.4	124-0	24	47	6	237	4.3	18
Alford	41-0	302	7.4	63-138	.457	7-22	.318	35-37	.946	2	23	25	0.6	39	1.0	22-0	15	16	3	168	4.1	16
Jones	66-0	650	9.8	72-194	.371	4-13	.308	47-69	.681	33	49	82	1.2	29	0.4	77-0	32	42	16	195	3.0	13
McCann	10-0	62	6.2	7-21	.333	0-0	—	12-14	.857	4	8	12	1.2	6	0.6	7-0	2	6	2	26	2.6	8
Upshaw*	3-0	4	1.3	1-3	.333	0-1	.000	0-0	—	0	0	0	0.0	0	0.0	0-0	0	0	0	2	0.7	2
Wade*	1-0	3	3.0	0-0	—	0-0	—	0-0	—	0	0	0	0.0	2	2.0	0-0	0	0	0	0	0.0	0
Mavericks	82	19855	-	3246-6831	.475	157-486	.323	1735-2261	.767	1042	2419	3461	42.2	1776	21.7	1733-13	664	1228	398	8384	102.2	140
Opponents	82	19855	-	3288-7013	.469	175-587	.298	1627-2161	.753	1142	2398	3540	43.2	1961	23.9	1832-17	649	1236	388	8378	102.2	144





1989-90 SEASON STATISTICS & RESULTS

No	Date	H-R	W-L	Opponent	Score	Home Record	Road Record	Total Record	Sk	Dallas Hi Scorer	Dallas Pt	Opponent Hi Scorer	Opponent Pt	Attend
1	11/3	H	L	L.A. Lakers	98-102	0-1	0-0	0-1	L1	Tarpley	23	Worthy	22	17,007
2	11/7	R	L	Sacramento	94-96	0-1	0-1	0-2	L2	Blackman	22	McCray	20	17,014
3	11/8	R	W	L.A. Clippers	123-99	0-1	1-1	1-2	W1	Tarpley	20	Rt/Jd	12	7,021
4	11/10	H	L	Portland	91-99	0-2	1-1	1-3	L1	Blackman	27	Tarpley	16	17,007
5	11/12	R	L	L.A. Lakers	98-107	0-2	1-2	1-4	L2	Dantley	18	Tarpley	14	17,505
6	11/14	R	W	Seattle (Ot)	113-109	0-2	2-2	2-4	W1	Ad/Rt	26	Tarpley	20	9,880
7	11/17	H	W	L.A. Clippers	122-105	1-2	2-2	3-4	W2	Hw/Rb	19	Perkins	12	16,983
8	11/18	H	W	Miami	100-99	2-2	2-2	4-4	W3	Harper	24	Perkins	14	17,007
9	11/21	R	L	Denver	95-111	2-2	2-3	4-5	L1	Blackman	21	Sp/Jd	9	8,570
10	11/24	H	W	Minnesota	99-89	3-2	2-3	5-5	W1	Blackman	23	Bw/Rw	8	17,007
11	11/25	H	L	Seattle	70-117	3-3	2-3	5-6	L1	Blackman	22	Donaldson	9	17,007
12	11/29	H	W	Charlotte	102-83	4-3	2-3	6-6	W1	Blackman	22	Williams	13	15,780
13	11/30	R	L	San Antonio	89-93	4-3	2-4	6-7	L1	Rb/Dh	20	Ad/Sp	8	12,110
14	12/2	R	W	Houston	106-103	4-3	3-4	7-7	W1	Harper	27	Williams	12	15,997
15	12/5	H	W	Golden State	107-88	5-3	3-4	8-7	W2	Harper	27	Donaldson	16	16,457
16	12/7	R	L	Utah	97-107	5-3	3-5	8-8	L1	Harper	24	Donaldson	8	12,616
17	12/8	H	L	San Antonio	93-99	5-4	3-5	8-9	L2	Williams	21	Perkins	14	17,007
18	12/12	R	L	Chicago	97-105	5-4	3-6	8-10	L3	Blackman	16	White	8	17,611
19	12/13	R	W	Minnesota	90-87	5-4	4-6	9-10	W1	Dantley	21	Perkins	10	20,187
20	12/15	R	W	Philadelphia	95-88	5-4	5-6	10-10	W2	Blackman	28	Perkins	9	12,911
21	12/16	R	L	Washington	108-112	5-4	5-7	10-11	L1	Dantley	22	Donaldson	8	7,310
22	12/19	R	L	Charlotte	97-102	5-4	5-8	10-12	L2	Perkins	24	Sp/Hw	11	23,901
23	12/20	R	W	New Jersey	84-78	5-4	6-8	11-12	W1	Sp/Rb	19	Perkins	11	7,010
24	12/22	H	W	L.A. Clippers	101-92	6-4	6-6	12-12	W2	Blackman	31	Perkins	14	16,911
25	12/23	H	W	Sacramento	102-95	7-4	6-8	13-12	W3	Blackman	27	Donaldson	18	16,127
26	12/27	H	W	Atlanta	114-101	8-4	6-8	14-12	W4	Harper	25	Donaldson	14	17,007
27	12/29	H	L	Portland (30t)	140-144	8-5	6-8	14-13	L1	Harper	42	Donaldson	27	17,007
28	12/30	H	W	Denver (Ot)	116-109	9-5	6-8	15-13	W1	Blackman	29	Donaldson	16	17,007
29	1/2	H	W	Indiana	110-106	10-5	6-8	16-13	W2	Blackman	29	Donaldson	15	16,173
30	1/4	R	L	Phoenix	102-119	10-5	6-9	16-14	L1	Blackman	23	Donaldson	11	14,487
31	1/5	H	L	Philadelphia	79-104	10-6	6-9	16-15	L2	Perkins	19	Donaldson	10	17,007
32	1/8	H	W	Seattle	110-96	11-6	6-9	17-15	W1	Blackman	21	Sp/Dh	11	16,561
33	1/10	R	L	Golden State	119-123	11-6	6-10	17-16	L1	Blackman	30	Perkins	8	15,025
34	1/11	R	L	Seattle	87-98	11-6	6-11	17-17	L2	Blackman	30	Donaldson	19	9,397
35	1/13	H	L	Utah	99-109	11-7	6-11	17-18	L3	Dantley	30	Bw/Jd	9	17,007
36	1/15	R	L	Denver	90-101	11-7	6-12	17-19	L4	Harper	26	Rw/Jd	10	9,256
37	1/17	H	L	Phoenix	83-108	11-8	6-12	17-20	L5	Jd/Rb	17	Donaldson	11	17,007
38	1/19	H	W	New York	117-103	12-8	6-12	18-20	W1	Dh/Bd	25	Donaldson	11	17,007
39	1/20	H	W	Cleveland (Ot)	105-96	12-8	6-12	19-20	W2	Harper	28	Donaldson	13	17,007
40	1/23	H	W	Washington	129-105	14-8	6-12	20-20	W3	Dantley	24	Jd/Bw	10	16,203
41	1/26	H	W	Sacramento	106-93	15-8	6-12	21-20	W4	Perkins	19	Donaldson	11	17,007
42	1/27	R	W	Houston	99-92	15-8	7-12	22-20	W5	Harper	21	Donaldson	13	16,611
43	1/29	H	W	New Jersey	106-88	16-8	7-12	23-20	W6	Tarpley	23	Donaldson	11	16,151
44	1/31	H	W	Houston	98-91	17-8	7-12	24-20	W7	Harper	21	Tarpley	12	17,007
45	2/2	R	L	Utah	92-105	17-8	7-13	24-21	L1	Blackman	23	Rt/Sp	9	12,616
46	2/3	R	L	Portland	100-131	17-8	7-14	24-22	L2	Perkins	24	Tarpley	16	17,007
47	2/6	R	W	Sacramento	100-90	17-8	8-14	25-22	W1	Dh/Rb	20	Sp/Rt	11	12,814
48	2/8	H	W	Minnesota	90-77	18-8	8-14	26-22	W2	Blackman	21	Tarpley	10	17,007
49	2/13	H	W	San Antonio	103-96	19-8	8-14	27-22	W3	Harper	22	Tarpley	17	17,007
50	2/17	H	W	Orlando	135-108	20-8	8-14	28-22	W4	Tarpley	18	Rt/Jd/Rw	8	17,007
51	2/18	R	W	Cleveland	96-87	20-8	9-14	29-22	W5	Perkins	24	Donaldson	12	16,369
52	2/22	R	L	Milwaukee	97-109	20-8	9-15	29-23	L1	Tarpley	26	Tarpley	17	15,136
53	2/23	R	W	Indiana	102-91	20-8	10-15	30-23	W1	Perkins	24	Tarpley	13	12,837
54	2/25	R	W	Minnesota	87-82	20-8	11-15	31-23	W2	Tarpley	26	Tarpley	16	24,141
55	2/27	R	L	New York	87-110	20-8	11-16	31-24	L1	Tarpley	22	Tarpley	8	17,093
56	2/28	R	L	Boston	96-111	20-8	11-17	31-25	L2	Harper	30	Tarpley	14	14,890
57	3/2	H	W	Phoenix	108-102	21-8	11-17	32-25	W1	Perkins	27	White	12	17,007
58	3/3	R	L	Denver	89-106	21-8	11-18	32-26	L1	Perkins	16	Wennington	7	12,207
59	3/7	H	L	L.A. Lakers	91-103	21-9	11-18	32-27	L2	Harper	24	Tarpley	18	17,007
60	3/10	R	L	Houston	95-105	21-9	11-19	32-28	L3	Harper	27	Tarpley	18	16,611
61	3/14	H	W	Boston	113-102	22-9	11-19	33-28	W1	Perkins	30	Tarpley	13	17,007
62	3/16	H	W	Denver	104-97	23-9	11-19	34-26	W2	Harper	26	Tarpley	18	17,007
63	3/18	R	L	Detroit	84-114	23-9	11-20	34-29	L1	Perkins	18	Tarpley	9	21,454
64	3/19	R	W	Atlanta	117-110	23-9	12-20	35-29	W1	Tarpley	24	Tarpley	14	12,357
65	3/22	R	W	Orlando	116-106	23-9	13-20	36-29	W2	Blackman	32	Tarpley	15	15,077
66	3/23	R	W	Miami	106-103	23-9	14-20	37-29	W3	Harper	34	Donaldson	12	15,000
67	3/25	H	W	Detroit (Ot)	98-96	24-9	14-20	38-29	W4	Blackman	23	Rt/Sp	9	17,007
68	3/27	H	W	Golden State	118-108	25-9	14-20	39-29	W5	Blackman	25	Tarpley	17	17,007
69	3/29	R	W	San Antonio	109-105	25-9	15-20	40-29	W6	Blackman	28	Tarpley	13	15,335
70	3/30	H	L	Minnesota	82-84	25-10	15-20	40-30	L1	Harper	22	Tarpley	16	17,007
71	4/1	H	W	Milwaukee	86-72	26-10	15-20	41-30	W1	Tarpley	24	Tarpley	25	17,007
72	4/3	R	L	Phoenix	111-117	26-10	15-21	41-31	L1	Blackman	22	Tarpley	8	14,487
73	4/4	H	W	San Antonio	104-98	27-10	15-21	42-31	W1	Blackman	28	Tarpley	18	17,007
74	4/7	H	L	Chicago	108-109	27-11	15-21	42-32	L1	Harper	28	Donaldson	13	17,007
75	4/9	R	L	L.A. Lakers	106-113	27-11	15-22	42-33	L2	Blackman	19	Perkins	11	17,505
76	4/10	R	L	L.A. Clippers	90-98	27-11	15-23	42-34	L3	Harper	30	Tarpley	16	13,391
77	4/12	R	W	Golden State	140-133	27-11	16-23	43-34	W1	Perkins	45	Tarpley	15	15,025
78	4/13	R	L	Portland	92-124	27-11	16-24	43-35	L1	Hw/Dh	16	Tarpley	9	12,884
79	4/17	H	W	Utah	97-96	28-11	16-24	44-35	W1	Harper	24	Tarpley	11	17,007
80	4/19	R	W	Charlotte	111-102	28-11	17-24	45-35	W2	Blackman	21	Tarpley	10	23,901
81	4/20	H	W	Houston	121-120	29-11	17-24	46-35	W3	Harper	26	Tarpley	10	17,007
82	4/22	H	W	Charlotte	118-107	30-11	17-24	47-35	W4	Perkins	17	Wennington	8	17,007





1988-1989

TOP ROW L-R HEAD COACH JOHN MACLEOD, ASSISTANT COACH RICHIE ADUBATO, SPECIAL ASSIGNMENT COACH CLIFFORD RAY, HERB WILLIAMS, UWE BLAB, JAMES DONALDSON, BILL WENNINGTON, SAM PERKINS, ASSISTANT COACH GAR HEARD, VP/BASKETBALL OPERATIONS RICK SUND, CHIEF OPERATING OFFICER/GM NORM SONJU

BOTTOM ROW L-R EQUIPMENT MANAGER KYLE LEATH, DEREK HARPER, ANTHONY JONES, TERRY TYLER, ADRIAN DANTLEY, ROLANDO BLACKMAN, MORLON WILEY, BRAD DAVIS, TRAINER DOUG ATKINSON [NOT PICTURED: ROY TARPLEY]

SEASON NOTEBOOK

Won 38, lost 44 (fourth, Midwest)...the Mavericks' playoff hopes were eliminated on the last night of the season with a Portland victory over Sacramento...that game was the final game of the NBA's regular season schedule...Dallas dressed a full complement of 12 players in just 23 of 82 games and only three times in the final 36 games (the period after the Feb. 15 Aguirre/Dantley trade)...the Mavericks started the season 9-3 and owned the best record in the Western Conference when they stood 17-9 on Dec. 29 (the latest point in any season for the Mavericks ever to have the best record in the conference)...overall Dallas was: 17-32 during Roy Tarpley's suspension, 26-37 in all games without Tarpley, 13-23 after the Aguirre/Dantley trade, 7-17 after Donaldson's knee injury and 9-21 in all games without Donaldson.

	G-S	Min	Avg	Fg-Att	Pct	3Fg-Att	Pct	Ft-Att	Pct	Off	Def	Reb	Avg	Ast	Avg	Pf-D	Stl	To	Blk	Pts	Avg	Hi
Dantley (Tot)	73-67	2422	33.2	470-954	.493	0-1	.000	460-568	.810	117	200	317	4.3	171	2.3	186-1	43	163	13	1400	19.2	35
Dantley (Dal)	31-25	1081	34.9	212-459	.462	0-1	.000	204-263	.776	64	89	153	4.9	78	2.5	87-0	20	82	7	628	20.3	34
Blackman	78-78	2946	37.8	594-1249	.476	30-85	.353	316-370	.854	70	203	273	3.5	288	3.7	137-0	65	165	20	1534	19.7	37
Harper	81-81	2968	36.6	538-1127	.477	99-278	.356	229-284	.806	46	182	228	2.8	570	7.0	219-3	172	205	41	1404	17.3	38
Tarpley	19-6	591	31.1	131-242	.541	0-1	.000	66-96	.688	77	141	218	11.5	17	0.9	70-2	28	45	30	328	17.3	35
Perkins	78-77	2860	36.7	445-959	.464	7-38	.184	274-329	.833	235	453	688	8.8	127	1.6	224-1	76	141	92	1171	15.0	30
Williams (Tot)	76-66	2470	32.5	322-739	.436	0-5	.000	133-194	.686	135	458	593	7.8	124	1.6	236-5	46	149	134	777	10.2	25
Williams (Dal)	30-20	903	30.1	78-197	.396	0-2	.000	43-68	.632	48	149	197	6.6	36	1.2	80-2	15	41	54	199	6.6	15
Donaldson	53-53	1746	32.9	193-337	.573	0-0	—	95-124	.766	158	412	570	10.8	38	0.7	111-0	24	83	81	481	9.1	21
Davis	78-4	1395	17.9	183-379	.483	32-102	.314	99-123	.805	14	94	108	1.4	242	3.1	151-0	48	92	18	497	6.4	17
Tyler	70-11	1057	15.1	169-360	.469	1-9	.111	47-62	.758	74	135	209	3.0	40	0.6	90-0	24	51	39	386	5.5	20
Wennington	65-9	1074	16.5	119-275	.433	1-9	.111	61-82	.744	82	204	286	4.4	46	0.7	211-3	16	54	35	300	4.6	21
Jones (Tot)	33-0	196	5.9	29-79	.367	4-16	.250	14-16	.875	14	14	28	0.8	17	0.5	20-0	11	5	3	76	2.3	8
Jones (Dal)	25-0	131	5.2	24-64	.375	4-15	.267	12-14	.857	10	10	20	0.8	13	0.5	13-0	9	4	2	64	2.6	8
Wiley	51-1	408	8.0	46-114	.404	6-24	.250	13-16	.813	13	34	47	0.9	76	1.5	61-0	25	34	6	111	2.2	10
Blab	37-0	208	5.6	24-52	.462	0-0	—	20-25	.800	11	33	44	1.2	12	0.3	36-0	3	14	13	68	1.8	10
Aguirre*	44-44	1529	34.8	373-829	.450	29-99	.293	178-244	.730	90	145	235	5.3	189	4.3	128-0	29	140	29	953	21.7	41
Schrempf*	37-1	845	22.8	112-263	.426	2-16	.125	127-161	.789	56	110	166	4.5	86	2.3	118-3	24	56	9	353	9.5	24
Alford*	9-0	38	4.2	3-11	.273	0-2	.000	1-2	.500	0	3	3	0.3	9	1.0	3-0	1	1	0	7	0.8	4
Mavericks	82	19780	-	3244-6917	.469	211-681	.310	1785-2263	.789	1048	2397	3445	42.0	1867	22.8	1739-14	579	1233	476	8484	103.5	131
Opponents	82	19780	-	3422-7304	.469	166-515	.322	1573-2090	.753	1231	2500	3731	45.5	2133	26.0	1869-11	660	1175	388	8583	104.7	134





1988-89 SEASON STATISTICS & RESULTS

No	Date	H-R	W-L	Opponent	Score	Home Record	Road Record	Total Record	Sk	Dallas Hi Scorer	Pt	Dallas Hi Rebr	Rb	Opponent Hi Scorer	Pt	Attend
1	11/4	H	L	L.A. Lakers	113-116	0-1	0-0	0-1	L1	Blackman	34	Donaldson	9	Worthy	25	17,007
2	11/5	R	W	Houston (Ot)	114-113	0-1	1-0	1-1	W1	Sp/Dh	25	Donaldson	12	Olajuwon	33	16,611
3	11/8	H	W	Miami	92-88	1-1	1-0	2-1	W2	Blackman	20	Tarpley	12	Edwards	21	16,129
4	11/9	R	L	Phoenix	103-111	1-1	1-1	2-2	L1	Tarpley	35	Tarpley	17	E. Johnson	37	9,241
5	11/11	H	W	San Antonio	115-102	2-1	1-1	3-2	W1	Harper	25	Perkins	10	Cook	19	17,007
6	11/12	H	W	Sacramento	111-71	3-1	1-1	4-2	W2	Aguirre	22	Donaldson	14	Pinckney	15	17,007
7	11/15	H	L	Detroit	99-108	3-2	1-1	4-3	L1	Aguirre	37	Donaldson	10	Laimbeer	27	17,007
8	11/17	H	W	Charlotte	105-93	4-2	1-1	5-3	W1	Aguirre	26	Perkins	13	Tripucka	15	16,512
9	11/19	R	W	Seattle	112-106	4-2	2-1	6-3	W2	Aguirre	29	Donaldson	15	McDaniel	31	11,608
10	11/23	H	W	Denver	125-106	5-2	2-1	7-3	W3	Perkins	30	Donaldson	17	English	30	17,007
11	11/25	H	W	Atlanta	100-95	6-2	2-1	8-3	W4	Harper	28	Donaldson	13	Wilkins	26	17,007
12	11/26	H	W	Utah	113-93	7-2	2-1	9-3	W5	Harper	29	Aguirre	10	Malone	25	17,007
13	11/30	H	L	Houston	89-101	7-3	2-1	9-4	L1	Blackman	26	Donaldson	10	Chievous	25	17,007
14	12/2	H	L	New York	101-104	7-4	2-1	9-5	L2	Aguirre	24	Perkins	12	Ewing	23	17,007
15	12/3	H	L	Chicago	100-113	7-5	2-1	9-6	L3	Aguirre	23	Donaldson	10	Jordan	39	17,007
16	12/7	H	W	Seattle	102-98	8-5	2-1	10-6	W1	Harper	31	Perkins	9	Ellis	26	17,007
17	12/9	R	W	Utah	97-89	8-5	3-1	11-6	W2	Blackman	22	Perkins	11	Malone	29	12,444
18	12/10	H	L	Cleveland	98-102	8-6	3-1	11-7	L1	Blackman	25	Donaldson	14	Price	22	17,007
19	12/13	H	W	Golden State	117-111	9-6	3-1	12-7	W1	Aguirre	32	Tarpley	10	Richmond	31	17,007
20	12/16	R	W	Charlotte	107-88	9-6	4-1	13-7	W2	Aguirre	24	Perkins	14	Tripucka	21	23,388
21	12/17	R	W	Miami	104-87	9-6	5-1	14-7	W3	Perkins	16	Perkins	10	Sparrow	16	15,008
22	12/20	R	W	Philadelphia	108-102	9-6	6-1	15-7	W4	Perkins	25	Perkins	9	Barkley	35	12,784
23	12/21	R	L	New Jersey (Ot)	120-122	9-6	6-2	15-8	L1	Aguirre	26	Tarpley	14	Rh/Bw	24	10,113
24	12/23	R	L	Milwaukee	101-113	9-6	6-3	15-9	L2	Blackman	21	Donaldson	12	Cummings	30	18,633
25	12/27	H	W	San Antonio	110-101	10-6	6-3	16-9	W1	Aguirre	33	Tarpley	16	Robertson	25	17,007
26	12/29	H	W	Boston	131-115	11-6	6-3	17-9	W2	Blackman	32	Perkins	14	Mchale	29	17,007
27	1/3	R	L	Sacramento	98-123	11-6	6-4	17-10	L1	Blackman	20	Tarpley	10	Petersen	25	16,517
28	1/6	R	L	Phoenix	111-120	11-6	6-5	17-11	L2	Blackman	26	Donaldson	13	Chambers	31	14,471
29	1/7	R	L	Denver	94-115	11-6	6-6	17-12	L3	Schrempf	16	Donaldson	11	Davis	24	17,022
30	1/9	H	L	Philadelphia	103-121	11-7	6-6	17-13	L4	Harper	38	Perkins	11	Barkley	26	17,007
31	1/11	R	L	Golden State	106-107	11-7	6-7	17-14	L5	Aguirre	41	Donaldson	12	Mullin	35	12,341
32	1/12	R	L	Seattle	95-130	11-7	6-8	17-15	L6	Schrempf	24	Donaldson	8	Ellis	36	14,290
33	1/14	R	L	Houston	98-110	11-7	6-9	17-16	L7	Aguirre	23	Donaldson	10	Olajuwon	29	16,611
34	1/15	H	W	Portland	111-108	12-7	6-9	18-16	W1	Blackman	24	Schrempf	12	Drexler	25	17,007
35	1/18	H	W	Denver	102-92	13-7	6-9	19-16	W2	Aguirre	26	Donaldson	13	Schayes	20	17,007
36	1/20	R	L	L.A. Lakers	99-115	13-7	6-10	19-17	L1	Harper	25	Donaldson	9	Johnson	30	17,505
37	1/24	R	L	Chicago	91-109	13-7	6-11	19-18	L2	Ma/Rb	22	Donaldson	9	Jordan	24	17,566
38	1/25	H	W	L.A. Clippers	117-98	14-7	6-11	20-18	W1	Aguirre	24	Donaldson	13	Dailey	22	17,007
39	1/27	H	W	San Antonio	126-82	15-7	6-11	21-18	W2	Aguirre	35	Aguirre	10	Fb/Cn	16	17,007
40	1/29	H	L	L.A. Lakers	93-118	15-8	6-11	21-19	L1	Aguirre	16	Perkins	10	Green	25	17,007
41	1/31	H	L	Utah	84-99	15-9	6-11	21-20	L2	Harper	25	Donaldson	17	Stockton	30	17,007
42	2/3	H	W	Phoenix	121-117	16-9	6-11	22-20	W1	Aguirre	36	Sp/Jd	13	Chambers	27	17,007
43	2/6	R	W	L.A. Clippers	129-111	16-9	7-11	23-20	W2	Perkins	25	Donaldson	10	Smith	23	9,377
44	2/7	R	L	Portland	125-134	16-9	7-12	23-21	L1	Blackman	37	Sp/Jd	10	Kersey	33	12,848
45	2/9	R	W	Utah	94-87	16-9	8-12	24-21	W1	Aguirre	32	Perkins	11	Malone	30	12,444
46	2/14	H	W	L.A. Clippers	117-98	17-9	8-12	25-21	W2	Aguirre	29	Donaldson	16	Smith	20	17,007
47	2/16	H	W	Miami	93-80	18-9	8-12	26-21	W3	Blackman	17	Donaldson	22	Edwards	16	17,007
48	2/18	H	L	Houston	94-105	18-10	8-12	26-22	L1	Blackman	23	Donaldson	19	Olajuwon	29	17,007
49	2/20	R	W	San Antonio	105-93	18-10	9-12	27-22	W1	Blackman	37	Donaldson	21	Brickowski	24	9,326
50	2/22	R	L	Denver	106-109	18-10	9-13	27-23	L1	Blackman	33	Perkins	12	Davis	20	11,667
51	2/24	H	L	Golden State	92-127	18-11	9-13	27-24	L2	Blackman	23	Tyler	12	Mullin	34	17,007
52	2/25	H	W	Washington	127-93	19-11	9-13	28-24	W1	Dantley	32	Perkins	17	J. Williams	22	17,007
53	2/27	R	L	Atlanta	83-105	19-11	9-14	28-25	L1	Blackman	22	Williams	11	Wilkins	20	16,305
54	2/28	R	W	Miami (Ot)	111-110	19-11	10-14	29-25	W1	Blackman	27	Sp/Hw	10	Long	24	14,779
55	3/3	R	L	Boston	106-107	19-11	10-15	29-26	L1	Harper	24	Sp/Hw	10	Parish	27	14,890
56	3/4	R	L	Washington	105-119	19-11	10-16	29-27	L2	Dantley	29	Perkins	10	Malone	28	9,411
57	3/6	H	W	New Jersey	105-99	20-11	10-16	30-27	W1	Harper	28	Donaldson	22	Hinson	23	17,007
58	3/8	H	W	Portland	99-92	21-11	10-16	31-27	W2	Dantley	23	Perkins	17	Drexler	23	17,007
59	3/10	R	L	Houston	87-96	21-11	10-17	31-28	L1	Blackman	24	Williams	12	Olajuwon	29	16,611
60	3/11	R	L	San Antonio	90-97	21-11	10-18	31-29	L2	Blackman	24	Perkins	14	W. Anderson	20	12,748
61	3/13	H	L	Milwaukee	95-111	21-12	10-18	31-30	L3	Dantley	18	Williams	12	Cummings	25	17,007
62	3/15	R	L	Golden State	100-113	21-12	10-19	31-31	L4	Ad/Sp	23	Perkins	8	Mullin	32	15,025
63	3/17	R	L	L.A. Lakers	103-106	21-12	10-20	31-32	L5	Perkins	25	Dantley	10	M. Johnson	31	17,505
64	3/18	R	L	Sacramento	90-100	21-12	10-21	31-33	L6	Dantley	30	Perkins	14	K. Smith	23	16,517
65	3/20	R	L	Portland	91-112	21-12	10-22	31-34	L7	Dantley	24	Perkins	11	Drexler	29	12,880
66	3/22	R	L	L.A. Clippers	112-116	21-12	10-23	31-35	L8	Blackman	24	Perkins	11	Benjamin	23	9,721
67	3/24	H	L	Denver	105-114	21-13	10-23	31-36	L9	Dantley	30	Perkins	8	English	18	17,007
68	3/27	R	L	Detroit	77-90	21-13	10-24	31-37	L10	Blackman	23	Perkins	9	Thomas	30	21,454
69	3/28	R	L	Cleveland	90-102	21-13	10-25	31-38	L11	Harper	20	Wennington	10	Harper	26	19,184
70	3/30	R	L	New York	98-99	21-13	10-26	31-39	L12	Perkins	21	Perkins	9	Ewing	26	18,533
71	3/31	R	W	Indiana	105-102	21-13	11-26	32-39	W1	Harper	29	Williams	9	Person	24	11,318
72	4/2	H	W	Miami	98-96	22-13	11-26	33-39	W2	Dantley	25	Hw/Sp	11	Edwards	27	16,846
73	4/4	R	L	Utah	80-95	22-13	11-27	33-40	L1	Dantley	25	Perkins	6	Malone	22	12,444
74	4/7	H	W	Sacramento	115-102	23-13	11-27	34-40	W1	Harper	34	Wennington	8	Berry	23	16,723
75	4/8	H	L	Seattle	90-114	23-14	11-27	34-41	L1	Wennington	21	Perkins	13	Ellis	34	17,007
76	4/10	H	L	Indiana	103-110	23-15	11-27	34-42	L2	Dantley	26	Perkins				



1987-1988

TOP ROW L-R HEAD COACH JOHN MACLEOD, ASSISTANT COACH RICHIE ADUBATO, SPECIAL ASSIGNMENT COACH CLIFFORD RAY, ROY TARPLEY, UWE BLAB, JAMES DONALDSON, BILL WENNINGTON, SAM PERKINS, ASSISTANT COACH GAR HEARD, VP/BASKETBALL OPERATIONS RICK SUND, CHIEF OPERATING OFFICER/GM NORM SONJU

BOTTOM ROW L-R EQUIPMENT MANAGER KYLE LEATH, MARK AGUIRRE, STEVE ALFORD, BRAD DAVIS, ROLANDO BLACKMAN, JIM FARMER, DEREK HARPER, DETLEF SCHREMPF, TRAINER DOUG ATKINSON

SEASON NOTEBOOK

Won 53, lost 29 (second, Midwest)...advanced to the conference finals for the first time in club history, losing to the eventual World Champion Lakers in Dallas' first-ever 7-game series...ousted Houston and Denver in the first two rounds of the playoffs, winning four road games in the process...the Denver series was the first ever won by Dallas without the benefit of home court advantage...in his first year as head coach, John MacLeod became the eighth man in NBA history to inherit a 50-win team, and post 50+ wins...he also became the eighth coach to reach the 600-win milestone (Jan. 13)...Aguirre and Donaldson both played in the All-Star Game in Chicago...Roy Tarpley won the NBA Sixth Man of the Year Award...Tarpley ranked seventh in the NBA in rebounding...Dallas was the only NBA team to use just 12 players.

	G-S	Min	Avg	Fg-Att	Pct	3fg-Att	Pct	Ft-Att	Pct	Off	Def	Reb	Avg	Ast	Avg	Pf-D	Stl	To	Blk	Pts	Avg	Hi
Aguirre	77-77	2610	33.9	746-1571	.475	52-172	.302	388-504	.770	182	252	434	5.6	278	3.6	223-1	70	203	57	1932	25.1	38
Blackman	71-69	2580	36.3	497-1050	.473	0-5	.000	331-379	.873	82	164	246	3.5	262	3.7	112-0	64	144	18	1325	18.7	32
Harper	82-82	3032	37.0	536-1167	.459	60-192	.313	261-344	.759	71	175	246	3.0	634	7.7	164-0	168	190	35	1393	17.0	35
Perkins	75-75	2499	33.3	394-876	.450	5-30	.167	273-332	.822	201	400	601	8.0	118	1.6	227-2	74	119	54	1066	14.2	26
Tarpley	81-9	2307	28.5	444-888	.500	0-5	.000	205-277	.740	360	599	959	11.8	86	1.1	313-8	103	172	86	1093	13.5	29
Schrempf	82-4	1587	19.4	246-539	.456	5-32	.156	201-266	.756	102	177	279	3.4	159	1.9	189-0	42	108	32	698	8.5	22
Davis	75-12	1480	19.7	208-415	.501	30-74	.405	91-108	.843	18	84	102	1.4	303	4.0	149-0	51	91	18	537	7.2	25
Donaldson	81-81	2523	31.1	212-380	.558	0-0	—	147-189	.778	247	508	755	9.3	66	0.8	175-2	40	113	104	571	7.0	20
Blab	73-1	658	9.0	58-132	.439	0-0	—	46-65	.708	52	82	134	1.8	35	0.5	108-1	8	49	29	162	2.2	12
Alford	28-0	197	7.0	21-55	.382	1-8	.125	16-17	.941	3	20	23	0.8	23	0.8	23-0	17	12	3	59	2.1	10
Wennington	30-0	125	4.2	25-49	.510	1-2	.500	12-19	.632	14	25	39	1.3	4	0.1	33-0	5	9	9	63	2.1	10
Farmer	30-0	157	5.2	26-69	.377	0-6	.000	9-10	.900	9	9	18	0.6	16	0.5	18-0	3	22	1	61	2.0	8
Mavericks	82	19755	-	3413-7191	.475	154-526	.293	1980-2510	.789	1341	2495	3836	46.8	1984	24.2	1734-14	645	1257	446	8960	109.3	135
Opponents	82	19755	-	3468-7385	.470	167-517	.323	1499-1957	.766	1200	2233	3433	41.9	2240	27.3	1997-20	612	1228	436	8602	104.9	133





1987-88 SEASON STATISTICS & RESULTS

No	Date	H-R	W-L	Score	Home	Road	Total	Dallas	Dallas	Opponent	Pt	Attend				
				Opponent	Dal-Opp	Record	Record	Record	Sk	Hi Scorer	Pt	Hi Scorer				
1	11/6	H	W	Utah	95-93	1-0	0-0	1-0	W1	Aguirre	31	Donaldson	13	Malone	25	17,007
2	11/7	R	L	San Antonio	106-130	1-0	0-1	1-1	L1	Aguirre	29	Donaldson	8	Robertson	30	14,172
3	11/10	R	W	Seattle	117-101	1-0	1-1	2-1	W1	Aguirre	25	Aguirre	8	Ellis	28	10,447
4	11/11	R	L	Utah	92-121	1-0	1-2	2-2	L1	Aguirre	21	Tarpley	14	Malone	32	12,212
5	11/13	H	L	Seattle	95-103	1-1	1-2	2-3	L2	Rb/Sp	19	Donaldson	9	Ellis	22	17,007
6	11/14	H	W	Portland	127-116	2-1	1-2	3-3	W1	Ma/Dh	35	Tarpley	17	Vandeweghe	26	17,007
7	11/18	H	W	L.A. Clippers	97-87	3-1	1-2	4-3	W2	Aguirre	31	Tarpley	16	Cage	24	16,785
8	11/20	R	L	L.A. Lakers	116-119	3-1	1-3	4-4	L1	Aguirre	35	Blackman	7	Scott	25	17,505
9	11/21	R	W	Sacramento	103-96	3-1	2-3	5-4	W1	Harper	27	Donaldson	13	Smith	25	10,333
10	11/25	H	W	Detroit	113-107	4-1	2-3	6-4	W2	Blackman	30	Perkins	12	Dumars	19	17,007
11	11/27	H	W	Chicago	94-93	5-1	2-3	7-4	W3	Aguirre	26	Tarpley	10	Jordan	25	17,007
12	11/28	R	L	Denver	98-106	5-1	2-4	7-5	L1	Blackman	28	Tarpley	18	English	25	13,400
13	12/4	H	W	Golden State	116-95	6-1	2-4	8-5	W1	Aguirre	28	Schrempf	14	Carroll	25	17,007
14	12/5	H	W	Denver	109-96	7-1	2-4	9-5	W2	Aguirre	35	Aguirre	11	Ae/Jv	16	17,007
15	12/9	H	W	Sacramento	125-98	8-1	2-4	10-5	W3	Aguirre	28	Sp/Rt	8	Thorpe	18	16,393
16	12/11	H	W	Phoenix (Ot)	108-104	9-1	2-4	11-5	W4	Aguirre	28	Donaldson	20	Edwards	32	17,007
17	12/13	R	W	Milwaukee	113-99	9-1	3-4	12-5	W5	Perkins	21	Donaldson	9	Tc/Js	19	11,052
18	12/15	R	L	Cleveland	93-106	9-1	3-5	12-6	L1	Harper	21	Donaldson	12	Daugherty	21	6,852
19	12/16	R	W	New Jersey (Ot)	109-105	9-1	4-5	13-6	W1	Aguirre	31	Ma/Jd	10	Gmnski	24	9,877
20	12/18	R	L	Detroit	112-117	9-1	4-6	13-7	L1	Aguirre	35	Donaldson	12	Dantley	28	19,426
21	12/19	R	L	Philadelphia	90-95	9-1	4-7	13-8	L2	Blackman	25	Donaldson	15	Barkley	23	12,477
22	12/22	R	W	Chicago	111-100	9-1	5-7	14-8	W1	Aguirre	32	Donaldson	18	Jordan	28	18,103
23	12/23	R	W	Indiana	110-109	9-1	6-7	15-8	W2	Aguirre	36	Perkins	11	Person	31	14,242
24	12/26	H	W	Houston	105-100	10-1	6-7	16-8	W3	Harper	27	Sp/Jd	12	Olajuwon	24	17,007
25	12/29	H	W	Sacramento	126-117	11-1	6-7	17-8	W4	Aguirre	31	Tarpley	14	Thorpe	25	17,007
26	1/2	R	W	San Antonio	116-109	11-1	7-7	18-8	W5	Aguirre	23	Jd/Tarp	10	Berry	28	12,426
27	1/4	R	L	Houston	107-117	11-1	7-8	18-9	L1	Aguirre	31	Donaldson	11	Olajuwon	31	16,611
28	1/6	R	L	L.A. Lakers	89-103	11-1	7-9	18-10	L2	Aguirre	29	Donaldson	12	Scott	28	17,505
29	1/7	R	W	Phoenix	105-91	11-1	8-9	19-10	W1	Harper	27	Tarpley	12	Davis	25	11,473
30	1/9	R	W	Golden State	115-99	11-1	9-9	20-10	W2	Aguirre	33	Tarpley	19	Sampson	21	12,907
31	1/13	H	W	Indiana	110-108	12-1	9-9	21-10	W3	Aguirre	35	Tarpley	23	Long	26	17,007
32	1/16	H	L	Atlanta	98-101	12-2	9-9	21-11	L1	Aguirre	32	Tarpley	8	Wilkins	34	17,007
33	1/18	R	W	L.A. Clippers	99-87	12-2	10-9	22-11	W1	Aguirre	26	Tarpley	13	Dailey	27	6,936
34	1/19	R	W	Portland	120-116	12-2	11-9	23-11	W2	Aguirre	34	Donaldson	10	Drexler	27	12,666
35	1/22	H	W	L.A. Clippers	110-87	13-2	11-9	24-11	W3	Aguirre	19	Tarpley	19	Woodson	22	17,007
36	1/23	H	W	Milwaukee	113-97	14-2	11-9	25-11	W4	Aguirre	35	Rt/Jd	14	Pressey	22	17,007
37	1/26	H	W	San Antonio	128-111	15-2	11-9	26-11	W5	Aguirre	24	Jd/Rt	10	Robertson	21	17,007
38	1/27	R	W	Phoenix	121-102	15-2	12-9	27-11	W6	Aguirre	28	Donaldson	14	Johnson	24	10,592
39	1/29	H	W	Seattle	117-109	16-2	12-9	28-11	W7	Aguirre	29	Donaldson	10	Ellis	35	17,007
40	1/30	H	L	Houston	92-108	16-3	12-9	28-12	L1	Dh/Rb	16	Perkins	19	Olajuwon	29	17,007
41	2/1	H	L	New Jersey	103-108	16-4	12-9	28-13	L2	Aguirre	32	Perkins	13	Williams	23	16,703
42	2/3	R	L	Denver	105-115	16-4	12-10	28-14	L3	Aguirre	27	Donaldson	15	English	26	10,667
43	2/4	R	L	Sacramento	101-118	16-4	12-11	28-15	L4	Aguirre	35	Perkins	11	Theus	23	10,333
44	2/9	H	W	Utah	124-93	17-4	12-11	29-15	W1	Harper	21	Tarpley	13	Malone	18	17,007
45	2/10	R	L	Utah	80-93	17-4	12-12	29-16	L1	Blackman	18	Tarpley	17	Bailey	24	12,444
46	2/12	H	L	Boston	104-105	17-5	12-12	29-17	L2	Aguirre	38	Tarpley	14	Bird	39	17,007
47	2/14	R	W	L.A. Clippers	110-100	17-5	13-12	30-17	W1	Aguirre	25	Tarpley	15	Cage	20	6,535
48	2/15	R	W	Seattle (Ot)	128-122	17-5	14-12	31-17	W2	Blackman	28	Donaldson	13	Chambers	29	13,492
49	2/17	H	W	Washington	123-108	18-5	14-12	32-17	W3	Aguirre	35	Tarpley	19	Williams	22	17,007
50	2/19	H	W	Golden State	113-100	19-5	14-12	33-17	W4	Rb/Ma	27	Tarpley	15	Teagle	24	17,007
51	2/22	H	W	Phoenix	114-107	20-5	14-12	34-17	W5	Tarpley	27	Tarpley	23	Davis	22	17,007
52	2/24	H	W	Cleveland	93-89	21-5	14-12	35-17	W6	Blackman	26	Tarpley	9	West	16	17,007
53	2/25	R	W	Houston	108-106	21-5	15-12	36-17	W7	Blackman	29	Tarpley	16	Floyd	22	16,611
54	2/27	H	W	Philadelphia	100-91	22-5	15-12	37-17	W8	Ma/Sp	17	Tarpley	19	Gmnski	21	17,007
55	2/29	H	W	Denver	123-96	23-5	15-12	38-17	W9	Aguirre	23	Tarpley	21	Schayes	21	17,007
56	3/2	H	W	Sacramento	115-90	24-5	15-12	39-17	W10	Ma/Rt	18	Tarpley	13	McGee	17	17,007
57	3/4	H	W	Houston	118-110	25-5	15-12	40-17	W11	Harper	27	Perkins	14	Ad/Ps	22	17,007
58	3/6	H	L	L.A. Lakers	97-108	25-6	15-12	40-18	L1	Aguirre	27	Perkins	10	Scott	28	17,007
59	3/8	H	L	Portland	110-112	25-7	15-12	40-19	L2	Aguirre	21	Rt/Sp	10	Kersey	33	17,007
60	3/12	R	W	L.A. Lakers	110-101	25-7	16-12	41-19	W1	Aguirre	21	Tarpley	21	Scott	35	17,505
61	3/14	H	W	Golden State	121-101	26-7	16-12	42-19	W2	Aguirre	20	Tarpley	16	Garland	18	17,007
62	3/16	R	L	Utah	105-120	26-7	16-13	42-20	L1	Aguirre	29	Perkins	10	Malone	29	12,444
63	3/18	R	W	L.A. Clippers	106-98	26-7	17-13	43-20	W1	Tarpley	25	Tarpley	21	Woodson	20	12,036
64	3/20	R	L	Portland	99-105	26-7	17-14	43-21	L1	Blackman	31	Tarpley	12	Drexler	21	12,666
65	3/22	H	W	New York	124-105	27-7	17-14	44-21	W1	Tarpley	29	Tarpley	24	Newman	28	17,007
66	3/25	H	W	Portland	106-101	28-7	17-14	45-21	W2	Tarpley	25	Donaldson	14	Jk/Cd	21	17,007
67	3/26	H	W	San Antonio	131-112	29-7	17-14	46-21	W3	Blackman	30	Tarpley	16	Dawkins	26	17,007
68	3/28	R	L	New York	106-114	29-7	17-15	46-22	L1	Aguirre	36	Tarpley	14	Wilkins	28	12,635
69	3/29	R	L	Atlanta	106-120	29-7	17-16	46-23	L2	Harper	25	Tarpley	19	Wilkins	40	14,583
70	4/1	R	L	Washington	103-118	29-7	17-17	46-24	L3	Aguirre	38	Donaldson	11	Malone	27	13,783
71	4/3	R	L	Boston	101-110	29-7	17-18	46-25	L4	Tarpley	22	Tarpley	15	Bird	32	14,890
72	4/6	H	W	Phoenix	119-93	30-7	17-18	47-25	W1	Blackman	32	Donaldson	9	E. Johnson	20	16,452
73	4/8	H	W	Utah	118-95	31-7	17-18	48-25	W2	Blackman	21	Tarpley	16	Stockton	15	17,007
74	4/9	H	W	Denver	135-109	32-7	17-18	49-25	W3	Harper	35	Donaldson	13	Schayes	21	17,007
75	4/12	R	W	Sacramento	104-96	32-7	18-18	50-25	W4	Blackman	32	Tarpley	13	Theus	25	10,333
76	4/13	R	L	Golden State	110-112	32-7	18-19	50-26	L1	Harper	25	Donaldson	12	Mullin	24	8,120
77	4/15	R	L	Seattle	88-115	32-7	18-20	50-27	L2	Aguirre	24	Donaldson	13	Lister	19	12,576
78	4/17	R	L	Denver	122-133	32-7	18-21	50-28	L3	Blackman	31	Rt/Jd	11	English	31	17,022
79	4/19	R	W	Houston	104-96	32-7	19-21	51-28	W1	Blackman	27	Ma/Sp	12	Olajuwon	33	16,611
80	4/20	H	L	L.A. Lakers	107-114	32-8	19-21	51-29	L1	Tarpley	24	Tarpley	13	Scott	31	17,007
81	4/22	H	W	San Antonio	127-96	33-8	19-21	52-29	W1	Aguirre	26	Tarpley	12	Robertson	20	17,007
82	4/24	R	W	San Antonio	119-109	33-8	20-21	53-29	W2	Tarpley	27	Tarpley	13	Anderson	26	7,287





1986-1987

TOP ROW L-R HEAD COACH DICK MOTTA, ASSISTANT COACH RICHIE ADUBATO, ROY TARPLEY, UWE BLAB, JAMES DONALDSON, BILL WENNINGTON, SAM PERKINS, DIRECTOR OF PLAYER PERSONNEL RICK SUND, GENERAL MANAGER NORM SONJU

BOTTOM ROW L-R EQUIPMENT MANAGER KYLE LEATH, MARK AGUIRRE, AL WOOD, BRAD DAVIS, ROLANDO BLACKMAN, DENNIS NUTT, DEREK HARPER, DETLEF SCHREMPF, TRAINER DOUG ATKINSON

SEASON NOTEBOOK

Won 55, lost 27 (first, Midwest)...Dallas finished with the league's fourth-best record...the season was full of milestones: most wins (at the time), first division title (won by 11 games, the biggest margin in the Midwest since 1980-81), winningest March ever (12-4), first 4-1 road trip, first-ever wins in Philadelphia and Milwaukee...club never lost more than two in a row in regular season, but dropped three straight in playoffs to Seattle after setting 11 records in a 151-129 Game One win...for the first time two Mavericks (Aguirre, Blackman) played in the All-Star Game...for the fifth straight year Dallas committed the fewest turnovers in the NBA (14.7)...club best 35-6 at home...for the third straight year Dallas led the NBA in 3-pointers made and attempted with then-NBA-record totals of 231-of-653...James Donaldson shattered the club rebound record averaging 11.9 per game, best in the West and among NBA centers...Dallas' defense improved from 21st in the NBA the previous season to 14th (110.4 ppg).

	G-S	Min	Avg	Fg-Att	Pct	3Fg-Att	Pct	Ft-Att	Pct	Off	Def	Reb	Avg	Ast	Avg	Pf-D	Stl	To	Blk	Pts	Avg	Hi
Aguirre	80-80	2663	33.3	787-1590	.495	53-150	.353	429-557	.770	181	246	427	5.3	254	3.2	243-4	84	217	30	2056	25.7	43
Blackman	80-80	2758	34.5	626-1264	.495	5-15	.333	419-474	.884	96	182	278	3.5	266	3.3	142-0	64	174	21	1676	21.0	41
Harper	77-76	2556	33.2	497-993	.501	76-212	.358	160-234	.684	51	148	199	2.6	609	7.9	195-0	167	138	25	1230	16.0	31
Perkins	80-80	2687	33.6	461-957	.482	19-54	.352	245-296	.828	197	419	616	7.7	146	1.8	269-6	109	132	77	1186	14.8	29
Donaldson	82-82	3028	36.9	311-531	.586	0-0	—	267-329	.812	295	678	973	11.9	63	0.8	191-0	51	104	136	889	10.8	23
Schrempf	81-5	1711	21.1	265-561	.472	33-69	.478	193-260	.742	87	216	303	3.7	161	2.0	224-2	50	110	16	756	9.3	19
Tarpley	75-1	1405	18.7	233-499	.467	1-3	.333	94-139	.676	180	353	533	7.1	52	0.7	232-3	56	101	79	561	7.5	20
Davis	82-6	1582	19.3	199-436	.456	32-106	.302	147-171	.860	27	87	114	1.4	373	4.5	159-0	63	114	10	577	7.0	24
Wood	54-0	657	12.2	121-310	.390	7-25	.280	109-139	.784	39	55	94	1.7	34	0.6	83-0	19	34	11	358	6.6	25
Wennington	58-0	560	9.7	56-132	.424	0-2	.000	45-60	.750	53	76	129	2.2	24	0.4	95-0	13	39	10	157	2.7	10
Nutt	25-0	91	3.6	16-40	.400	5-17	.294	20-22	.909	1	7	8	0.3	16	0.6	6-0	7	10	0	57	2.3	11
Blab	30-0	160	5.3	20-51	.392	0-0	—	13-28	.464	11	25	36	1.2	13	0.4	33-0	4	15	9	53	1.8	7
Jackson*	8-0	22	2.8	2-9	.222	0-0	—	7-8	.875	1	2	3	0.4	6	0.8	1-0	1	5	0	11	1.4	3
Mavericks	82	19880	-	3594-7373	.487	231-653	.354	2148-2717	.791	1219	2494	3713	45.3	2017	24.6	1873-15	688	1205	424	9567	116.7	147
Opponents	82	19880	-	3586-7503	.478	128-434	.295	1750-2293	.763	1254	2386	3640	44.4	2304	28.1	2136-26	571	1332	421	9050	110.4	144





1986-87 SEASON STATISTICS & RESULTS

No	Date	H-R	W-L	Opponent	Score	Home Record	Road Record	Total Record	Sk	Dallas Hi Scorer	Dallas Pt	Opponent Hi Scorer	Opponent Rb	Pt	Attend
1	10/31	H	W	Utah	103-77	1-0	0-0	1-0	W1	Aguirre	18	Donaldson	12	Malone	12 16,692
2	11/1	R	L	San Antonio	105-108	1-0	0-1	1-1	L1	Aguirre	29	Perkins	9	Mitchell	23 13,340
3	11/4	H	W	L.A. Clippers	118-86	2-0	0-1	2-1	W1	Rb/Aguirre	20	Donaldson	11	Johnson	21 16,421
4	11/6	R	W	Seattle	147-124	2-0	1-1	3-1	W2	Wood	25	Donaldson	8	McDaniel	28 8,363
5	11/7	R	L	Portland (Ot)	113-120	2-0	1-2	3-2	L1	Aguirre	32	Perkins	13	Vandeweghe	36 12,666
6	11/11	R	L	Utah	103-104	2-0	1-3	3-3	L2	Blackman	23	Perkins/Jd	9	Malone	23 10,516
7	11/12	H	W	Houston	114-85	3-0	1-3	4-3	W1	Blackman	31	Perkins/Jd	10	Olajuwon	32 17,007
8	11/14	R	L	Denver	138-142	3-0	1-4	4-4	L1	Blackman	24	Donaldson	13	Hanzlik	33 11,707
9	11/15	H	W	Cleveland	111-96	4-0	1-4	5-4	W1	Aguirre	25	Schrempf	13	Harper	22 17,007
10	11/18	H	L	L.A. Lakers	110-114	4-1	1-4	5-5	L1	Aguirre	26	Donaldson	16	Johnson	29 17,007
11	11/20	R	W	L.A. Clippers	113-108	4-1	2-4	6-5	W1	Aguirre	31	Donaldson	10	Maxwell	19 5,312
12	11/21	R	W	Phoenix (Ot)	130-122	4-1	3-4	7-5	W2	Blackman	31	Donaldson	15	Davis	32 10,182
13	11/26	H	W	Sacramento	129-117	5-1	3-4	8-5	W3	Aguirre	29	Donaldson	14	Johnson	26 16,954
14	11/28	H	W	New Jersey	119-94	6-1	3-4	9-5	W4	Aguirre	26	Donaldson	13	King	13 17,007
15	11/29	H	W	Utah	118-107	7-1	3-4	10-5	W5	Blackman	26	Donaldson	15	Malone	23 17,007
16	12/2	R	W	Sacramento	127-124	7-1	4-4	11-5	W6	Aguirre	32	Donaldson	8	Thorpe	30 10,333
17	12/5	R	L	L.A. Lakers	104-112	7-1	4-5	11-6	L1	Donaldson	20	Perkins	12	Johnson	27 15,896
18	12/6	R	W	Golden State	109-104	7-1	5-5	12-6	W1	Blackman	22	Perkins/Tarpley	10	Floyd	41 11,509
19	12/10	H	W	Portland	130-129	8-1	5-5	13-6	W2	Aguirre	27	Donaldson	18	Vandeweghe	31 17,007
20	12/11	R	L	Utah	99-103	8-1	5-6	13-7	L1	Aguirre	32	Aguir/Perk	9	Tripucka	18 12,212
21	12/13	R	W	Seattle	126-109	8-1	6-6	14-7	W1	Blackman	32	Perkins/Jd	13	Ellis/Cha	24 9,989
22	12/14	R	L	Portland	100-134	8-1	6-7	14-8	L1	Aguirre	23	Donaldson	8	Drexler	22 12,666
23	12/16	H	W	San Antonio	101-98	9-1	6-7	15-8	W1	Aguirre	26	Donaldson	12	Robertson	22 17,007
24	12/19	H	W	Denver	141-118	10-1	6-7	16-8	W2	Aguirre	33	Donaldson	22	English	23 17,007
25	12/20	H	W	L.A. Lakers	130-119	11-1	6-7	17-8	W3	Blackman	39	Donaldson	12	Johnson	34 17,007
26	12/23	R	L	Phoenix	119-120	11-1	6-8	17-9	L1	Aguirre	32	Donaldson	16	Gattison	29 10,123
27	12/26	R	W	Denver	123-121	11-1	7-8	18-9	W1	Aguirre	32	Donaldson	16	English	36 13,826
28	12/27	H	W	Phoenix	123-97	12-1	7-8	19-9	W2	Blackman	28	Donaldson	11	Pinck/Sand	13 17,007
29	1/2	H	W	Seattle	117-107	13-1	7-8	20-9	W3	Aguirre	27	Donaldson	20	Ellis	28 17,007
30	1/3	R	W	San Antonio	106-89	13-1	8-8	21-9	W4	Schrempf	19	Schrempf	11	Berry	14 12,858
31	1/5	H	L	Indiana	135-144	13-2	8-8	21-10	L1	Aguirre	38	Donaldson	15	Tis/Stipo	27 17,007
32	1/7	H	W	San Antonio	108-103	14-2	8-8	22-10	W1	Aguirre	27	Donaldson	16	Robertson	25 17,007
33	1/9	H	L	Denver	113-116	14-3	8-8	22-11	L1	Aguirre	33	Perkins	16	English	26 17,007
34	1/10	R	L	Houston	96-106	14-3	8-9	22-12	L2	Aguirre	23	Perkins	14	Olajuwon	25 16,016
35	1/13	R	W	New York	108-103	14-3	9-9	23-12	W1	Blackman	41	Perkins	15	Ewing	32 12,024
36	1/14	R	L	Boston	108-117	14-3	9-10	23-13	L1	Perkins	29	Donaldson	21	Bird/Mcha	25 14,890
37	1/16	R	W	Milwaukee (Ot)	124-122	14-3	10-10	24-13	W1	Aguirre	27	Jd/Perkins	12	Cummings	39 11,052
38	1/17	R	L	Indiana (2 Ot)	115-119	14-3	10-11	24-14	L1	Perkins	27	Donaldson	12	Long	29 15,405
39	1/21	H	W	New York	113-93	15-3	10-11	25-14	W1	Aguirre	27	Donaldson	12	Ewing	27 17,007
40	1/24	H	W	L.A. Lakers	132-117	16-3	10-11	26-14	W2	Aguirre	35	Perkins	12	Johnson	25 17,007
41	1/27	H	L	Washington	113-118	16-4	10-11	26-15	L1	Aguirre/Rb	22	Donaldson	13	M&J Malone	23 17,007
42	1/29	R	W	Denver	132-102	16-4	11-11	27-15	W1	Aguirre	36	Tarpley	12	Lever	24 11,325
43	1/30	H	W	Milwaukee	133-117	17-4	11-11	28-15	W2	Harp/Aguir	28	Tarpley	20	Lucas	31 17,007
44	2/1	R	L	Portland	117-133	17-4	11-12	28-16	L1	Aguirre	36	Donaldson	12	Vandeweghe	38 12,666
45	2/2	R	W	L.A. Lakers	103-99	17-4	12-12	29-16	W1	Aguirre	27	Donaldson	13	Scott	21 17,505
46	2/4	H	W	Seattle	124-94	18-4	12-12	30-16	W2	Aguirre	23	Donaldson	14	Chambers	19 17,007
47	2/10	H	W	Portland	135-115	19-4	12-12	31-16	W3	Aguirre	34	Donaldson	12	Johnson	27 17,007
48	2/12	R	L	Sacramento	125-129	19-4	12-13	31-17	L1	Aguirre	40	Donaldson	15	Theus	24 10,333
49	2/14	H	W	L.A. Clippers	138-107	20-4	12-13	32-17	W1	Aguirre	39	Donaldson	19	Dailey	21 17,007
50	2/16	R	L	Houston	100-105	20-4	12-14	32-18	L1	Perkins	23	Donaldson	17	Olajuwon	36 16,016
51	2/18	H	L	Boston	96-113	20-5	12-14	32-19	L2	Aguirre	29	Tarpley	10	Mchale	28 17,007
52	2/20	H	W	San Antonio	122-107	21-5	12-14	33-19	W1	Aguirre	41	Perkins	18	Sundvold	24 17,007
53	2/21	H	W	Golden State (Ot)	122-111	22-5	12-14	34-19	W2	Aguirre	29	Tarpley	12	Carroll	33 17,007
54	2/23	R	W	Golden State	121-95	22-5	13-14	35-19	W3	Blackman	25	Blackman	10	Floyd	24 10,609
55	2/25	H	W	Sacramento	108-101	23-5	13-14	36-19	W4	Blackman	35	Donaldson	18	Theus	18 17,007
56	2/27	H	W	Philadelphia	123-110	24-5	13-14	37-19	W5	Aguirre	30	Perkins	12	Mccormick	26 17,007
57	2/28	R	L	San Antonio	98-123	24-5	13-15	37-20	L1	Rb/Tarpley	16	Tarpley	9	Robertson	30 10,919
58	3/2	H	W	Phoenix	135-112	25-5	13-15	38-20	W1	Blackman	25	Donaldson	11	Nance	25 17,007
59	3/4	H	W	Denver	115-107	26-5	13-15	39-20	W2	Aguirre	38	Donaldson	16	English	37 17,007
60	3/6	R	L	Detroit	115-125	26-5	13-16	39-21	L1	Aguirre	25	Donaldson	20	Johnson	28 23,912
61	3/8	R	L	Chicago (Ot)	105-115	26-5	13-17	39-22	L2	Blackman	28	Perkins/Tarpley	12	Jordan	33 17,855
62	3/11	H	W	Seattle	130-117	27-5	13-17	40-22	W1	Aguirre	26	Donaldson	12	Tc/Xm/De	21 17,007
63	3/13	H	L	Atlanta	105-113	27-6	13-17	40-23	L1	Aguirre	32	Jd/Tarpley	12	Wilkins	32 17,007
64	3/14	H	W	Houston	118-109	28-6	13-17	41-23	W1	Aguirre	30	Donaldson	21	Olajuwon	30 17,007
65	3/17	H	W	Chicago	114-96	29-6	13-17	42-23	W2	Aguirre	31	Perkins	15	Oakley	23 17,007
66	3/19	R	W	Sacramento	105-104	29-6	14-17	43-23	W3	Aguirre	28	Donaldson	12	Theus	18 10,333
67	3/21	H	W	Detroit	122-118	30-6	14-17	44-23	W4	Blackman	26	Donaldson	16	Thomas	24 17,007
68	3/23	R	W	Philadelphia	103-100	30-6	15-17	45-23	W5	Blackman	38	Rb/Tarpley	8	Barkley	24 17,201
69	3/24	R	W	New Jersey	119-107	30-6	16-17	46-23	W6	Aguirre	43	Donaldson	11	Woolridge	29 9,625
70	3/26	R	L	Atlanta	112-120	30-6	16-18	46-24	L1	Aguirre	31	Tarpley	13	Wilkins	35 14,480
71	3/28	R	W	Washington	114-107	30-6	17-18	47-24	W1	Aguirre	28	Tarpley	9	M. Malone	26 11,427
72	3/29	R	W	Cleveland	101-98	30-6	18-18	48-24	W2	Blackman	38	Tarpley	14	Daugherty	19 10,233
73	3/31	H	W	L.A. Clippers	118-102	31-6	18-18	49-24	W3	Aguirre	36	Donaldson	15	White	23 17,007
74	4/3	H	W	Golden State	126-116	32-6	18-18	50-24	W4	Blackman	33	Tarpley	14	Higgins	22 17,007
75	4/4	H	W	Utah	131-107	33-6	18-18	51-24	W5	Aguirre	28	Donaldson	14	Scurry	20 17,007
76	4/6	R	L	Phoenix (Ot)	110-118	33-6	18-19	51-25	L1	Blackman	33	Donaldson	13	Nance	28 9,752
77	4/8	R	L	Utah	90-103	33-6	18-20	51-26	L2	Blackman	22	Tarpley	18	Malone	26 12,212
78	4/9	R	W	Golden State	125-100	33-6	19-20	52-26	W1	Blackman	21	Tarpley	9	Teagle	14 10,106
79	4/11	R	W	L.A. Clippers	129-100	33-6	20-20	53-26	W2	Aguir/Tarpley	20	Donaldson	17	Fields	18 6,120
80	4/15	H	W	Houston	113-107	34-6	20-20	54-26	W3	Harper	31	Donaldson	15	Olajuwon	24 17,007
81	4/17	R	L	Houston	99-121	34-6	20-21	54-27	L1	Harper	28	Perkins	10	Olajuwon	29 16,279
82	4/18	H	W	Sacramento	125-121	35-6	20-21	55-27	W1	Aguirre	24	Donaldson	12	Johnson	30 17,007





1985-1986

TOP ROW L-R HEAD COACH DICK MOTTA, ASSISTANT COACH BOB WEISS, CHARLIE SITTON, UWE BLAB, JAMES DONALDSON, BILL WENNINGTON, SAM PERKINS, DETLEF SCHREMPF, DIRECTOR OF PLAYER PERSONNEL RICK SUND, GENERAL MANAGER NORM SONJU

BOTTOM ROW L-R EQUIPMENT MANAGER KYLE LEATH, BRAD DAVIS, ROLANDO BLACKMAN, JAY VINCENT, MARK AGUIRRE, DALE ELLIS, DEREK HARPER, HAROLD KEELING, TRAINER DOUG ATKINSON. DID NOT FINISH THE SEASON IN DALLAS: WALLACE BRYANT, KURT NIMPHIUS

SEASON NOTEBOOK

Won 44, lost 38 (third, Midwest)...eliminated Utah in the first-round of the playoffs 3-1, then lost to the Lakers 4-2 in the conference semifinals...the Mavericks fell short in its bid to become just the fourth team in NBA history to improve its record in five consecutive seasons...Dallas averaged 115.3 ppg, second to the Lakers, but allowed 114.2 ppg – 21st in defense...the Mavericks averaged 15.7 turnovers, the fewest in the NBA for the fourth straight year...for the second straight year Dallas led the NBA in 3-pointers made and attempted with 141-of-446...Dallas was the only team to place two scorers in the top 15: Aguirre 12th (22.6) and Blackman 15th (21.5)... Blackman made his second straight All-Star game appearance, this time before the Reunion faithful.

	G-5	Min	Avg	Fg-Att	Pct	3Fg-Att	Pct	Ft-Att	Pct	Off	Def	Reb	Avg	Ast	Avg	Pf-D	Stl	To	Blk	Pts	Avg	Hi
Aguirre	74-73	2501	33.8	668-1327	.503	16-56	.286	318-451	.705	117	268	445	6.0	339	4.6	229-6	62	252	14	1670	22.6	42
Blackman	82-81	2787	34.0	677-1318	.514	4-29	.138	404-483	.836	88	203	291	3.5	271	3.3	138-0	79	189	25	1762	21.5	46
Perkins	80-79	2626	32.8	458-910	.503	11-33	.333	307-377	.814	195	490	685	8.6	153	1.9	212-2	75	145	94	1234	15.4	32
Vincent	80-3	1994	24.9	442-919	.481	0-3	.000	222-274	.810	107	261	368	4.6	180	2.3	193-2	66	145	21	1106	13.8	31
Harper	79-39	2150	27.2	390-730	.534	12-51	.235	171-229	.747	75	151	226	2.9	416	5.3	166-1	153	144	22	963	12.2	26
Davis	82-43	1971	24.0	267-502	.532	32-89	.360	198-228	.868	26	120	146	1.8	467	5.7	174-2	57	110	15	764	9.3	23
Donaldson (Tot)	83-78	2680	32.3	256-459	.558	0-0	—	204-254	.803	171	624	795	9.6	96	1.2	189-0	28	123	139	716	8.6	20
Donaldson (Dal)	69-64	2241	32.5	213-375	.568	0-0	—	147-184	.799	143	521	664	9.6	84	1.2	156-0	23	85	110	573	8.3	20
Ellis	72-1	1086	15.1	193-470	.411	63-173	.364	59-82	.720	86	82	168	2.3	37	0.5	78-0	40	38	9	508	7.1	28
Schrempf	64-12	969	15.1	142-315	.451	3-7	.429	110-152	.724	70	128	198	3.1	88	1.4	166-1	23	84	10	397	6.2	23
Wennington	56-3	562	10.0	72-153	.471	0-4	.000	45-62	.726	32	100	132	2.4	21	0.4	83-0	11	21	23	189	3.4	15
Blab	48-0	409	8.5	44-94	.468	0-0	—	36-67	.537	25	66	91	1.9	17	0.4	65-0	3	28	12	124	2.6	14
Keeling	20-0	75	3.8	17-39	.436	0-0	—	10-14	.714	3	3	6	0.3	10	0.5	9-0	7	7	0	44	2.2	7
Nimphius*	13-4	280	21.5	37-72	.514	0-1	.000	17-29	.586	23	37	60	4.6	14	1.1	38-1	3	13	12	91	7.0	20
Bryant*	9-8	154	17.1	11-30	.367	0-0	—	6-11	.545	9	24	33	3.7	11	1.2	26-2	3	7	2	28	3.1	7
Mavericks	82	19805	-	3631-7254	.501	141-446	.316	2050-2643	.776	1059	2454	3513	42.8	2108	25.7	1733-17	605	1289	369	9453	115.3	139
Opponents	82	19805	-	3864-7689	.503	90-311	.289	1545-2049	.754	1219	2469	3688	45.0	2381	29.0	2196-33	617	1279	423	9363	114.2	142





1985-86 SEASON STATISTICS & RESULTS

No	Date	H-R	W-L	Opponent	Score	Home Record	Road Record	Total Record	Sk	Dallas Hi Scorer	Dallas Pt	Opponent Hi Scorer	Opponent Rb	Pt	Attend	
1	10/26	H	W	Seattle	101-95	1-0	0-0	1-0	W1	Vincent	23	Perkins	15	Chambers	26	17,007
2	10/29	H	L	L.A. Lakers	115-133	1-1	0-0	1-1	L1	Aguirre	25	Nimphius	8	Worthy	21	17,007
3	11/1	R	L	San Antonio	107-116	1-1	0-1	1-2	L2	Blackman	29	Perkins	9	Mitchell	24	7,054
4	11/2	H	W	Sacramento	119-113	2-1	0-1	2-2	W1	Aguirre	42	Perkins	11	Thorpe	24	16,373
5	11/6	H	L	Portland	109-111	2-2	0-1	2-3	L1	Aguirre	29	Perkins	8	Drexler	28	16,455
6	11/7	R	L	Denver	99-131	2-2	0-2	2-4	L2	Harper	23	Perkins	12	English	30	12,616
7	11/9	H	L	Houston	110-115	2-3	0-2	2-5	L3	Blackman	24	Aguirre	15	Lucas	25	17,007
8	11/12	R	L	Seattle	90-109	2-3	0-3	2-6	L4	Aguirre	26	Aguirre	9	Chambers	26	6,078
9	11/13	R	W	Utah	115-100	2-3	1-3	3-6	W1	Blackman	37	Perkins	7	Dantley	17	9,430
10	11/15	H	W	New Jersey	110-98	3-3	1-3	4-6	W2	Blackman	31	Perkins	16	King	25	17,007
11	11/16	R	L	Houston	117-122	3-3	1-4	4-7	L1	Vincent	29	Perkins	10	Olajuwon	23	15,726
12	11/19	H	W	Phoenix	123-119	4-3	1-4	5-7	W1	Aguirre	36	Ma/Sp	9	Davis	34	16,344
13	11/23	H	W	Indiana	117-104	5-3	1-4	6-7	W2	Aguirre	25	Aguirre	13	Hw/Ss	18	17,007
14	11/26	H	W	Washington	112-99	6-3	1-4	7-7	W3	Harper	21	Donaldson	11	Jr/Jm	20	17,007
15	11/29	H	W	Sacramento	113-111	7-3	1-4	8-7	W4	Ma/Sp	27	Donaldson	10	Theus	23	17,007
16	11/30	H	W	L.A. Clippers	124-115	8-3	1-4	9-7	W5	Aguirre	35	Perkins	10	Nixon	24	17,007
17	12/3	R	W	Golden State	107-100	8-3	2-4	10-7	W6	Aguirre	21	Donaldson	12	Short	25	7,332
18	12/5	H	L	San Antonio	116-120	8-4	2-4	10-8	L1	Aguirre	27	Perkins	11	Gilmore	25	16,897
19	12/7	H	W	Golden State	120-110	9-4	2-4	11-8	W1	Aguirre	20	Sp/Jv	7	Jc/Ef	29	17,007
20	12/8	R	L	L.A. Lakers	119-125	9-4	2-5	11-9	L1	Aguirre	32	Donaldson	10	Scott	30	15,810
21	12/10	R	L	L.A. Clippers	118-120	9-4	2-6	11-10	L2	Blackman	30	Donaldson	13	Johnson	30	5,394
22	12/12	R	L	Houston	120-123	9-4	2-7	11-11	L3	Perkins	31	Perkins	20	Olajuwon	27	12,497
23	12/14	H	W	Denver	127-100	10-4	2-7	12-11	W1	Sp/Ds	23	Donaldson	22	Natt	23	17,007
24	12/18	R	L	Boston	117-137	10-4	2-8	12-12	L1	Blackman	21	Sp/Ds	9	Bird	35	14,890
25	12/19	R	W	Atlanta	120-108	10-4	3-8	13-12	W1	Blackman	31	Perkins	14	Wilkins	29	5,867
26	12/21	R	L	Milwaukee	107-132	10-4	3-9	13-13	L1	Blackman	27	Vincent	10	Cummings	25	10,486
27	12/22	R	L	Cleveland	105-119	10-4	3-10	13-14	L2	Schrempf	17	Perkins	8	Free	32	9,056
28	12/26	R	W	Phoenix	105-98	10-4	4-10	14-14	W1	Aguirre	24	Vincent	9	Nance	33	11,134
29	12/27	H	L	Portland (Ot)	133-142	10-5	4-10	14-15	L1	Perkins	26	Donaldson	10	Vandeweghe	30	17,007
30	1/4	H	W	Utah	119-106	11-5	4-10	15-15	W1	Aguirre	30	Perkins	13	Bailey	19	17,007
31	1/7	R	L	Denver	110-132	11-5	4-11	15-16	L1	Aguirre	22	Blab	10	English	33	9,858
32	1/10	H	W	Phoenix	117-104	12-5	4-11	16-16	W1	Aguirre	26	Blackman	11	Nance/Tho	17	17,007
33	1/11	H	W	Golden St. (Ot)	127-123	13-5	4-11	17-16	W2	Perkins	32	Donaldson	12	Short	44	17,007
34	1/13	R	W	Seattle	90-89	13-5	5-11	18-16	W3	Perkins	17	Aguirre	12	Sikma	23	5,755
35	1/15	H	L	New York	112-116	13-6	5-11	18-17	L1	Blackman	29	Perkins	13	Ewing	25	17,007
36	1/17	R	L	Utah	112-139	13-6	5-12	18-18	L2	Blackman	18	Wennington	6	Dantley	31	12,466
37	1/19	H	W	Houston	131-96	14-6	5-12	19-18	W1	Blackman	29	Perkins	11	Olajuwon	31	17,007
38	1/21	R	L	Sacramento	110-119	14-6	5-13	19-19	L1	Blackman	23	Perkins	11	Johnson	27	10,333
39	1/22	H	L	L.A. Clippers	118-131	14-7	5-13	19-20	L2	Harper	26	Donaldson	13	Johnson	22	16,141
40	1/24	H	L	Detroit	120-129	14-8	5-13	19-21	L3	Aguirre	35	Ma/Dh	7	Tripucka	32	17,007
41	1/25	R	W	San Antonio	123-107	14-8	6-13	20-21	W1	Aguirre	30	Donaldson	7	Robertson	23	9,599
42	1/27	H	W	Chicago	124-116	15-8	6-13	21-21	W2	Blackman	33	Perkins	8	Gervin	45	16,498
43	1/29	H	W	San Antonio	126-114	16-8	6-13	22-21	W3	Blackman	25	Donaldson	11	Ar/Mm	20	16,649
44	1/31	H	W	Cleveland	107-91	17-8	6-13	23-21	W4	Donaldson	17	Donaldson	11	Hinson	17	17,007
45	2/2	H	W	Utah	100-97	18-8	6-13	24-21	W5	Vincent	20	Perkins	14	Dantley	19	16,651
46	2/4	R	L	L.A. Lakers	102-110	18-8	6-14	24-22	L1	Sp/Rb	18	Donaldson	8	Aj/Mm	21	16,275
47	2/6	R	W	Portland	115-111	18-8	7-14	25-22	W1	Aguirre	29	Donaldson	14	Vandeweghe	22	12,666
48	2/11	R	W	San Antonio	121-107	18-8	8-14	26-22	W2	Blackman	31	Sp/Jd	8	Mitchell	27	6,858
49	2/12	H	W	Denver	117-110	19-8	8-14	27-22	W3	Blackman	25	Donaldson	14	Ae/Ds	19	17,007
50	2/14	R	L	Detroit	110-119	19-8	8-15	27-23	L1	Aguirre	27	Blab	7	Johnson	22	13,384
51	2/16	R	W	Chicago	120-114	19-8	9-15	28-23	W1	Blackman	28	Perkins	6	Oakley	28	12,222
52	2/17	R	W	New Jersey	126-124	19-8	10-15	29-23	W2	Blackman	42	Perkins	11	King	29	13,559
53	2/19	H	L	Milwaukee	107-124	19-9	10-15	29-24	L1	Blackman	26	Ma/Jd	8	Pressey	26	17,007
54	2/21	H	L	Houston	104-111	19-10	10-15	29-25	L2	Aguirre	28	Donaldson	18	Sampson	38	17,007
55	2/22	R	L	Denver	106-113	19-10	10-16	29-26	L3	Harper	19	Donaldson	12	Hanzlik	21	17,022
56	2/24	R	L	Houston	105-110	19-10	10-17	29-27	L4	Vincent	31	Vincent	13	Sampson	28	15,851
57	2/26	H	L	L.A. Lakers	116-119	19-11	10-17	29-28	L5	Aguirre	28	Donaldson	8	Abdul-Jabbar	25	17,007
58	2/28	H	L	Philadelphia	120-123	19-12	10-17	29-29	L6	Aguirre	34	Ma/Sp	10	Barkley	35	17,007
59	3/1	H	W	Golden State	119-110	20-12	10-17	30-29	W1	Aguirre	40	Donaldson	12	Ps/Jbc	21	17,007
60	3/3	R	W	Phoenix (2Ot)	139-138	20-12	11-17	31-29	W2	Aguirre	42	Perkins	11	Davis	31	10,135
61	3/6	R	W	L.A. Clippers	131-113	20-12	12-17	32-29	W3	Aguirre	28	Donaldson	18	Maxwell	18	8,188
62	3/7	R	L	Portland	114-125	20-12	12-18	32-30	L1	Aguirre	30	Donaldson	12	Vandeweghe	34	12,666
63	3/9	R	W	Sacramento	117-102	20-12	13-18	33-30	W1	Blackman	27	Donaldson	12	Thorpe	16	10,333
64	3/10	H	W	Boston	116-115	21-12	13-18	34-30	W2	Blackman	32	Donaldson	11	Bird	50	17,007
65	3/12	H	L	Sacramento (Ot)	120-127	21-13	13-18	34-31	L1	Blackman	46	Donaldson	16	Theus	32	16,890
66	3/14	H	W	Portland	129-118	22-13	13-18	35-31	W1	Aguirre	35	Donaldson	14	Drexler	41	17,007
67	3/15	H	W	Utah	108-98	23-13	13-18	36-31	W2	Harper	24	Donaldson	16	Dantley	16	17,007
68	3/18	H	W	San Antonio	120-113	24-13	13-18	37-31	W3	Ellis	28	Donaldson	10	Mitchell	37	16,937
69	3/20	R	W	Utah	114-107	24-13	14-18	38-31	W4	Blackman	35	Donaldson	9	Dantley	29	11,474
70	3/21	H	L	Atlanta	103-107	24-14	14-18	38-32	L1	Blackman	23	Donaldson	14	Wilkins	28	17,007
71	3/24	R	W	Indiana	126-120	24-14	15-18	39-32	W1	Aguirre	25	Ma/Jd	11	Anderson	28	14,353
72	3/26	R	L	Washington	112-120	24-14	15-19	39-33	L1	Blackman	27	Perkins	13	Robinson	21	7,582
73	3/27	R	W	New York	110-105	24-14	16-19	40-33	W1	Aguirre	38	Sp/Jd	11	Bannister	35	11,660
74	3/30	R	L	Philadelphia	113-114	24-14	16-20	40-34	L1	Blackman	24	Schrempf	14	Barkley	32	9,194
75	4/1	H	W	Phoenix	128-98	25-14	16-20	41-34	W1	Perkins	25	Donaldson	10	Nance	26	17,007
76	4/3	H	W	Denver	115-114	26-14	16-20	42-34	W2	Blackman	25	Donaldson	21	English	28	17,007
77	4/5	H	L	Seattle	109-111	26-15	16-20	42-35	L1	Aguirre	28	Donaldson	14	McDaniel	19	17,007
78	4/7	R	L	Sacramento	115-122	26-15	16-21	42-36	L2	Aguirre	24	Donaldson	10	Theus	19	10,333
79	4/8	R	L	Golden State	115-129	26-15	16-22	42-37	L3	Harper	23	Donaldson	9	Floyd	29	5,452
80	4/10	R	W	Seattle	115-109	26-15	17-22	43-37	W1	Ma/Rb	19	Donaldson	6	Pope	16	10,445
81	4/12	R	L	L.A. Clippers	108-115	26-15	17-23	43-38	L1	Vincent	20	Ds/Jd	10	Johnson	30	9,894
82	4/13	R	W	L.A. Lakers	127-104	26-15	18-23	44-38	W1	Vincent	19	Wennington	10	Scott	24	17,505



1984-1985

TOP ROW L-R HEAD COACH DICK MOTTA, GENERAL MANAGER NORM SONJU, JAY VINCENT, SAM PERKINS, WALLACE BRYANT, KURT NIMPHIUS, CHARLIE SITTON, DIRECTOR OF PLAYER PERSONNEL RICK SUND, ASSISTANT COACH BOB WEISS

BOTTOM ROW L-R EQUIPMENT MANAGER KYLE LEATH, BRAD DAVIS, ROLANDO BLACKMAN, DALE ELLIS, MARK AGUIRRE, TOM SLUBY, DEREK HARPER, TRAINER DOUG ATKINSON. DID NOT FINISH SEASON IN DALLAS: HOWARD CARTER

SEASON NOTEBOOK

Won 44, lost 38 (third, Midwest)...Dallas became just the 10th team in league history to improve on its record in at least four straight seasons...it was a "streakless" year – the longest winning streak was four straight and the longest losing streak was three in a row...for the third straight year, the Mavericks made the fewest turnovers in the NBA, this time with a then-NBA-record low of 14.4 per game...Sam Perkins made the All-Rookie Team...Dallas was 30-1 when outshooting the opponent...Dallas was the NBA's healthiest team, losing only six player-games to injury...the Mavericks carried just 11 players for most of the season...after going 31-10 at home the previous season, Dallas was 24-17 in 1984-85...11 of those losses were by 10 or more points...Dallas became the first team to have four players make at least 20 3-pointers (Brad Davis, Dale Ellis, Mark Aguirre and Derek Harper).

	G-S	Min	Avg	Fg-Att	Pct	3Fg-Att	Pct	Ft-Att	Pct	Off	Def	Reb	Avg	Ast	Avg	Pf-D	Stl	To	Blk	Pts	Avg	Hi
Aguirre	80-79	2699	33.7	794-1569	.506	27-85	.318	440-580	.759	188	289	477	6.0	249	3.1	250-3	60	253	24	2055	25.7	49
Blackman	81-80	2834	35.0	625-1230	.508	6-20	.300	342-413	.828	107	193	300	3.7	289	3.6	96-0	61	162	16	1598	19.7	36
Vincent	79-47	2543	32.2	545-1138	.479	0-4	.000	351-420	.836	185	519	704	8.9	169	2.1	226-0	48	170	22	1441	18.2	39
Perkins	82-42	2317	28.3	347-736	.471	9-36	.250	200-244	.820	189	416	605	7.4	135	1.6	236-1	63	102	63	903	11.0	29
Davis	82-82	2539	31.0	310-614	.505	47-115	.409	158-178	.888	39	154	193	2.4	581	7.1	219-1	91	123	10	825	10.1	19
Harper	82-1	2218	27.0	329-633	.520	21-61	.344	111-154	.721	47	152	199	2.4	360	4.4	194-1	144	123	37	790	9.6	22
Ellis	72-4	1314	18.3	274-603	.454	42-109	.385	77-104	.740	100	138	238	3.3	56	0.8	131-1	46	58	7	667	9.3	29
Nimphius	82-40	2010	24.5	196-434	.452	0-6	.000	108-140	.771	136	272	408	5.0	183	2.2	262-4	30	95	126	500	6.1	16
Bryant	56-35	860	15.4	67-148	.453	0-0	—	30-44	.682	74	167	241	4.3	84	1.5	110-1	21	46	24	164	2.9	14
Sluby	31-0	151	4.9	30-58	.517	0-2	.000	13-21	.619	5	7	12	0.4	16	0.5	18-0	3	11	0	73	2.4	8
Sitton	43-0	304	7.1	39-94	.415	0-2	.000	13-25	.520	24	36	60	1.4	26	0.6	50-0	7	19	6	91	2.1	8
Carter*	11-0	66	6.0	4-23	.174	0-3	.000	1-1	1.000	1	2	3	0.3	4	0.4	4-0	1	8	0	9	0.8	3
Mavericks	82	19855	-	3560-7280	.489	152-443	.343	1844-2324	.793	1095	2345	3440	42.0	2152	26.2	1796-12	575	1183	335	9116	111.2	149
Opponents	82	19855	-	3626-7200	.504	98-318	.308	1588-2080	.763	1062	2470	3532	43.1	2113	25.8	2066-17	572	1340	430	8938	109.0	141






1984-85 SEASON STATISTICS & RESULTS

No	Date	H-R	W-L	Opponent	Score	Home Record	Road Record	Total Record	Sk	Dallas Hi Scorer	Pt	Dallas Hi Rebr	Rb	Opponent Hi Scorer	Pt	Attend
1	10/27	H	L	Houston	111-121	0-1	0-0	0-1	L1	Aguirre	30	Aguirre	9	Olajuwon	24	12,007
2	10/28	H	W	L.A. Lakers	107-96	1-1	0-0	1-1	W1	Aguirre	31	Vincent	10	Abdul-Jabbar	20	17,007
3	10/30	R	L	Houston	84-106	1-1	0-1	1-2	L1	Aguirre	24	Vincent	9	Lloyd	23	16,016
4	10/31	R	W	Indiana	101-100	1-1	1-1	2-2	W1	Blackman	28	Vincent	17	Stipanovich	19	10,633
5	11/2	R	L	Philadelphia	103-107	1-1	1-2	2-3	L1	Aguirre	30	Vincent	14	Malone	26	17,098
6	11/3	H	L	Phoenix	93-105	1-2	1-2	2-4	L2	Aguirre	21	Aguirre/Vincent	10	Adams	18	16,657
7	11/6	H	W	New York	107-104	2-2	1-2	3-4	W1	Vincent	33	Nimphius	11	King	31	15,385
8	11/8	H	W	Atlanta (Ot)	112-105	3-2	1-2	4-4	W2	Aguir/Black	30	Vincent	14	Williams	22	14,219
9	11/10	H	W	Seattle	106-102	4-2	1-2	5-4	W3	Vincent	23	Perkins	10	Sikma	23	17,007
10	11/12	R	L	Utah	97-123	4-2	1-3	5-5	L1	Perkins	19	Blackman	7	Dantley	32	7,731
11	11/13	R	W	Portland	101-94	4-2	2-3	6-5	W1	Aguirre	21	Vincent	15	M. Thomp/Pax	25	12,666
12	11/15	R	L	Golden State	112-117	4-2	2-4	6-6	L1	Aguirre	33	Vincent	12	Short	40	4,625
13	11/17	H	L	Detroit	110-124	4-3	2-4	6-7	L2	Aguirre	30	Vincent	6	Trip/Thomas	24	17,007
14	11/20	H	W	Milwaukee	109-108	5-3	2-4	7-7	W1	Aguirre	24	Vincent	9	Moncrief	33	16,511
15	11/24	H	W	Houston	113-95	6-3	2-4	8-7	W2	Blackman	26	Vincent	17	Sampson	21	17,007
16	11/27	H	L	Boston	99-114	6-4	2-4	8-8	L1	Vincent	27	Vincent	15	Bird	40	17,007
17	11/29	R	L	San Antonio	116-124	6-4	2-5	8-9	L2	Ellis	29	Ellis	7	Gervin	30	7,069
18	11/30	H	W	Seattle	108-98	7-4	2-5	9-9	W1	Aguirre	26	Vincent	11	Chambers	31	16,725
19	12/5	H	L	L.A. Clippers	106-110	7-5	2-5	9-10	L1	Blackman	25	Vincent/Nimphius	8	Nixon	29	14,882
20	12/6	R	W	New York	112-83	7-5	3-5	10-10	W1	Black/Harper	18	Vincent	10	Orr	28	2,828
21	12/8	R	L	Chicago	97-99	7-5	3-6	10-11	L1	Aguirre	24	Vincent	13	Woolridge	30	13,167
22	12/12	H	W	Kansas City	116-107	8-5	3-6	11-11	W1	Aguirre	27	Vincent	11	E. Johnson	25	14,226
23	12/14	H	W	San Antonio	119-102	9-5	3-6	12-11	W2	Blackman	27	Vincent	16	Gervin	17	16,537
24	12/15	R	L	Houston	115-117	9-5	3-7	12-12	L1	Vincent	32	Vincent	9	Sampson	38	12,345
25	12/18	R	L	Milwaukee	96-110	9-5	3-8	12-13	L2	Blackman	24	Vincent	13	Cummings	29	8,671
26	12/21	R	L	Denver	93-116	9-5	3-9	12-14	L3	Aguirre	19	Vincent	7	Natt	24	7,538
27	12/22	R	W	Utah	113-96	9-5	4-9	13-14	W1	Aguirre	28	Vincent	13	Dantley	25	8,014
28	12/26	H	W	L.A. Clippers	124-118	10-5	4-9	14-14	W2	Aguirre	31	Vincent	13	Nixon	20	16,859
29	12/28	R	W	Phoenix	125-111	10-5	5-9	15-14	W3	Vincent	39	Aguirre	13	Edwards	20	13,534
30	12/29	H	L	Utah	97-99	10-6	5-9	15-15	L1	Aguirre	27	Vincent	13	Dantley	30	17,007
31	1/3	R	L	San Antonio	115-116	10-6	5-10	15-16	L2	Aguirre	22	Vincent	9	Gervin	33	7,068
32	1/5	H	W	Kansas City	135-107	11-6	5-10	16-16	W1	Aguirre	25	Perkins	12	Johnson	25	17,007
33	1/7	R	W	Seattle	102-84	11-6	6-10	17-16	W2	Davis/Black	19	Aguirre	12	Chambers	24	6,054
34	1/8	R	W	Portland	108-102	11-6	7-10	18-16	W3	Aguirre	27	Perkins	8	Paxson	29	12,666
35	1/10	R	W	Kansas City (Ot)	117-110	11-6	8-10	19-16	W4	Blackman	26	Nimphius	10	Woodson	29	4,997
36	1/11	H	L	L.A. Lakers	102-121	11-7	8-10	19-17	L1	Aguirre	28	Aguirre	8	Abdul-Jabbar	30	17,007
37	1/13	H	W	Portland	124-101	12-7	8-10	20-17	W1	Ellis	27	Nimphius	15	M. Thompson	24	17,007
38	1/15	R	W	Golden State	149-104	12-7	9-10	21-17	W2	Aguirre	25	Vincent	13	Short	33	6,247
39	1/16	R	L	Phoenix	95-98	12-7	9-11	21-18	L1	Aguirre	27	Vincent	10	Lucas	28	10,420
40	1/18	R	L	L.A. Lakers	92-110	12-7	9-12	21-19	L2	Aguirre	22	Vincent/Bryant	7	Worthy	19	17,505
41	1/19	R	W	L.A. Clippers	101-100	12-7	10-12	22-19	W1	Blackman	26	Vincent/Perkins	10	Nixon	39	9,028
42	1/23	H	W	San Antonio	122-100	13-7	10-12	23-19	W2	Blackman	27	Vincent	9	Gervin	28	17,007
43	1/24	R	L	Washington	92-93	13-7	10-13	23-20	L1	Aguirre	28	Vincent	15	Gus Williams	31	5,112
44	1/26	H	L	New Jersey	93-103	13-8	10-13	23-21	L2	Aguirre	38	Vincent	11	Richardson	24	17,007
45	1/28	H	W	Philadelphia	111-109	14-8	10-13	24-21	W1	Aguirre	49	Aguirre	9	Erving/Malone	26	17,007
46	1/31	R	L	Denver	110-121	14-8	10-14	24-22	L1	Blackman	28	Vincent	9	English	40	8,160
47	2/1	H	L	Utah	109-121	14-9	10-14	24-23	L2	Aguirre	38	Vincent	17	Griffith	30	17,007
48	2/3	H	W	Denver	114-106	15-9	10-14	25-23	W1	Vincent	24	Perkins	16	English	20	16,828
49	2/5	R	W	Atlanta (@ N.O.)	112-103	15-9	11-14	26-23	W2	Vincent	28	Perkins	8	Wilkins	36	3,127
50	2/6	H	W	Golden State	129-103	16-9	11-14	27-23	W3	Blackman	27	Nimphius	6	Smith	18	16,663
51	2/12	R	W	Cleveland	131-112	16-9	12-14	28-23	W4	Blackman	35	Nimphius/Aguirre	7	Free	26	3,557
52	2/13	R	L	Detroit	119-124	16-9	12-15	28-24	L1	Aguirre	40	Vincent	17	Tyler	25	10,183
53	2/15	H	L	Phoenix	103-126	16-10	12-15	28-25	L2	Aguirre	25	Vincent/Perkins	10	Nance	23	17,007
54	2/19	R	W	Houston	124-115	16-10	13-15	29-25	W1	Perkins	28	Vincent/Perkins	9	McCray	22	12,943
55	2/20	H	W	Portland	104-98	17-10	13-15	30-25	W2	Blackman	36	Bryant	9	Drexler	19	16,793
56	2/22	H	W	Washington	110-101	18-10	13-15	31-25	W3	Aguirre	45	Vincent/Nimphius	8	Malone	20	17,007
57	2/23	R	W	Kansas City	121-98	18-10	14-15	32-25	W4	Blackman	27	Nimphius	13	Woodson	27	6,193
58	2/26	H	L	Utah	96-103	18-11	14-15	32-26	L1	Blackman	23	Bryant	17	Griffith	31	16,778
59	3/1	H	L	Denver (Ot)	140-141	18-12	14-15	32-27	L2	Aguirre	46	Perkins	14	Evans	38	17,007
60	3/2	H	L	L.A. Lakers	106-125	18-13	14-15	32-28	L3	Aguirre	33	Perkins	11	Abdul-Jabbar	25	17,007
61	3/4	R	W	Phoenix	107-99	18-13	15-15	33-28	W1	Aguirre	27	Aguirre	10	Jones	27	11,255
62	3/5	H	W	Indiana	108-102	19-13	15-15	34-28	W2	Blackman	27	Perkins	12	Kellogg	22	16,481
63	3/8	R	L	Boston	122-133	19-13	15-16	34-29	L1	Vincent	35	Vincent/Bryant	8	Bird	32	14,890
64	3/10	R	W	New Jersey	126-113	19-13	16-16	35-29	W1	Aguirre	32	Aguir/Perk/Vinc	6	Dawkins	26	13,009
65	3/11	H	W	Seattle	103-100	20-13	16-16	36-29	W2	Aguirre	29	Aguirre	12	Chambers	26	16,794
66	3/13	H	W	Kansas City	118-100	21-13	16-16	37-29	W3	Aguirre	32	Bryant	13	Theus	25	16,963
67	3/15	H	W	Denver	127-108	22-13	16-16	38-29	W4	Aguirre	22	Perkins	10	Evans	16	17,007
68	3/16	H	L	Cleveland (Ot)	128-135	22-14	16-16	38-30	L1	Perkins	29	Perkins	16	Free	30	17,007
69	3/18	R	L	Denver	111-113	22-14	16-17	38-31	L2	Aguirre	30	Blackman	8	Natt	29	12,966
70	3/19	H	W	San Antonio	96-89	23-14	16-17	39-31	W1	Vincent	35	Vincent	10	Gervin	22	17,007
71	3/22	R	W	San Antonio	123-114	23-14	17-17	40-31	W2	Aguirre	35	Vincent	15	Gervin/Banks	20	12,015
72	3/23	H	L	Chicago	97-107	23-15	17-17	40-32	L1	Aguirre	32	Perkins	8	Johnson	31	17,007
73	3/26	H	W	Golden State	134-107	24-15	17-17	41-32	W1	Aguirre	27	Perk/Bry/Vinc	7	Floyd/Conner	21	16,997
74	3/27	R	L	Utah	101-116	24-15	17-18	41-33	L1	Aguirre	33	Perkins	9	Griffith	30	9,025
75	3/29	R	L	L.A. Lakers	115-120	24-15	17-19	41-34	L2	Aguirre	28	Perkins	10	Johnson	23	15,683
76	4/2	R	W	Golden State	127-121	24-15	18-19	42-34	W1	Aguirre	41	Bryant	12	Short	33	5,113
77	4/5	H	L	L.A. Clippers (Ot)	122-126	24-16	18-19	42-35	L1	Aguirre	32	Perkins	9	Smith	33	17,007
78	4/6	H	L	Houston (2 Ot)	127-139	24-17	18-19	42-36	L2	Vincent	23	Bryant	12	Lucas/Lloyd	28	17,007
79	4/9	R	L	Kansas City	105-117	24-17	18-20	42-37	L3	Aguirre	28	Aguirre	8	Woodson	27	3,862
80	4/11	R	W	Seattle (@ Tac)	124-80	24-17	19-20	43-37	W1	Aguirre	30	Perkins	13	Wood	22	4,272
81	4/12	R	L	Portland	111-131	24-17	19-21	43-38	L1	Vincent	21	Bryant/Vincent	9	Vandeweghe	38	12,666
82	4/14	R	W	L.A. Clippers	96-92	24-17	20-21	44-38	W1	Blackman	26	Vincent	12	Nixon/Bridge	20	10,649





1983-1984

TOP ROW L-R HEAD COACH DICK MOTTA, GENERAL MANAGER NORM SONJU, BILL GARNETT, KURT NIMPHIUS, MARK WEST, PAT CUMMINGS, JAY VINCENT, ROLANDO BLACKMAN, DIRECTOR OF PLAYER PERSONNEL RICK SUND, ASSISTANT COACH BOB WEISS

BOTTOM ROW L-R EQUIPMENT MANAGER KEITH GRANT, DALE ELLIS, DEREK HARPER, ROGER PHEGLEY, MARK AGUIRRE, JIM SPANARKEL, ELSTON TURNER, BRAD DAVIS, TRAINER DOUG ATKINSON

SEASON NOTEBOOK

Won 43, lost 39 (second, Midwest)...first winning season and first postseason action...the Mavericks took three of five from Seattle to win the club's first playoff series...Dallas lost to eventual runner-up Los Angeles 4-1 in the best-of-7 Western Conference semifinals...won first 11 at home...Mark Aguirre (29.5) was second in scoring while Rolando Blackman (22.4) finished 13th...Aguirre became the first Maverick to play in the All-Star Game...for the second straight year Dallas committed the fewest turnovers in the NBA (15.9)...Aguirre was NBA Player of the Week for Nov. 26 and Player of the Month for January...Aguirre and Blackman combined to score 65-plus points on nine occasions with Dallas winning seven of those games.

	G-S	Min	Avg	Fg-Att	Pct	3Fg-Att	Pct	Ft-Att	Pct	Off	Def	Reb	Avg	Ast	Avg	Pf-D	Stl	To	Blk	Pts	Avg	Hi
Aguirre	79-79	2900	36.7	925-1765	.524	15-56	.268	465-621	.749	161	308	469	5.9	358	4.5	246-5	80	285	22	2330	29.5	46
Blackman	81-81	3025	37.3	721-1320	.546	1-11	.091	372-458	.812	124	249	373	4.6	288	3.6	127-0	56	169	37	1815	22.4	43
Cummings	80-80	2492	31.2	452-915	.494	0-2	.000	141-190	.742	151	507	658	8.2	158	2.0	282-2	64	146	23	1045	13.1	28
Davis	81-81	2665	32.9	345-651	.530	7-38	.184	199-238	.836	41	146	187	2.3	561	6.9	218-4	94	166	13	896	11.1	24
Vincent	61-5	1421	23.3	252-579	.435	0-1	.000	168-215	.781	81	166	247	4.0	114	1.9	159-1	30	113	10	672	11.0	33
Ellis	67-2	1059	15.8	225-493	.456	12-29	.414	87-121	.719	106	144	250	3.7	56	0.8	118-0	41	78	9	549	8.2	31
Nimphius	82-46	2284	27.9	272-523	.520	1-4	.250	101-162	.623	182	331	513	6.3	176	2.1	283-5	41	98	144	646	7.9	24
Harper	82-1	1712	20.9	200-451	.443	3-26	.115	66-98	.673	53	119	172	2.1	239	2.9	143-0	95	111	21	469	5.7	19
Garnett	80-34	1529	19.1	141-299	.472	0-2	.000	129-176	.733	123	208	331	4.1	128	1.6	217-4	44	68	66	411	5.1	13
Spanarkel	7-0	54	7.7	7-16	.438	1-2	.500	9-13	.692	5	2	7	1.0	5	0.7	8-0	6	4	0	24	3.4	8
Turner	47-1	536	11.4	54-150	.360	1-9	.111	28-34	.824	42	51	93	2.0	59	1.3	40-0	26	29	0	137	2.9	12
Phegley (Tot)	13-0	87	6.7	11-35	.314	2-5	.400	4-4	1.000	2	9	11	0.8	11	0.8	11-0	1	6	0	28	2.2	9
Phegley (Dal)	10-0	76	7.6	9-31	.290	1-4	.250	2-2	1.000	2	7	9	0.9	9	0.9	10-0	1	5	0	21	2.1	9
West	34-0	202	5.9	15-42	.357	0-0	.000	7-22	.318	19	27	46	1.4	13	0.4	55-0	1	12	15	37	1.1	6
Mavericks	82	19955	-	3618-7235	.500	42-184	.228	1774-2350	.755	1090	2265	3355	40.9	2164	26.4	1906-21	579	1303	360	9052	110.4	133
Opponents	82	19955	-	3633-7282	.499	63-222	.284	1688-2198	.768	1180	2346	3526	43.0	2131	26.0	2213-23	632	1386	417	9017	110.0	141






1983-84 SEASON STATISTICS & RESULTS

No	Date	H-R	W-L	Opponent	Score	Home Record	Road Record	Total Record	Sk	Dallas Hi Scorer	Pt	Dallas Hi Rebr	Rb	Opponent Hi Scorer	Pt	Attend
1	10/29	H	W	Phoenix	120-103	1- 0	0-0	1-0	W1	Blackman	27	Aguirre	9	Macy	17	11,019
2	10/30	R	L	San Antonio	101-123	1-0	0-1	1-1	L1	Ellis	16	Kn/Ma	8	Gervin	35	8,219
3	11/1	R	W	Denver	130-124	1-0	1-1	2-1	W1	Aguirre	39	Cummings	12	Vandeweghe	28	7,864
4	11/2	H	W	Portland	123-117	2-0	1-1	3-1	W2	Aguirre	28	Aguirre	11	Paxson	23	9,197
5	11/4	R	L	Cleveland	84-105	2-0	1-2	3-2	L1	Aguirre	20	Ellis	10	Free	40	3,426
6	11/5	H	W	L.A. Lakers	107-102	3-0	1-2	4-2	W1	Aguirre	33	Aguirre	11	Abdul-Jabbar	16	17,007
7	11/9	R	L	L.A. Lakers	106-120	3-0	1-3	4-3	L1	Blackman	24	Ellis	12	Abdul-Jabbar	24	14,341
8	11/11	H	W	San Antonio	112-105	4-0	1-3	5-3	W1	Aguirre	32	Aguirre	8	Gilmore	23	13,010
9	11/12	R	L	Houston	98-100	4-0	1-4	5-4	L1	Aguirre	31	Garnett	9	Sampson	23	13,059
10	11/17	H	W	New Jersey	115-113	5-0	1-4	6-4	W1	Vincent	33	Cummings	14	King	25	10,170
11	11/19	H	W	Phoenix	116-107	6-0	1-4	7-4	W2	Cummings	25	Ellis	11	Davis	27	14,710
12	11/22	H	W	San Antonio	118-117	7-0	1-4	8-4	W3	Aguirre	32	Ma/Pc	9	Moore	21	11,220
13	11/25	H	W	Kansas City	98-96	8-0	1-4	9-4	W4	Aguirre	28	Blackman	10	S. Johnson	24	13,873
14	11/26	H	W	Golden State	115-109	9-0	1-4	10-4	W5	Aguirre	26	Cummings	9	Short	25	12,190
15	11/30	H	W	Houston	113-102	10-0	1-4	11-4	W6	Aguirre	39	Blackman	11	Sampson	22	16,538
16	12/2	R	W	L.A. Lakers	133-118	10-0	2-4	12-4	W7	Aguirre	42	Cummings	11	Wilkes	21	16,044
17	12/3	H	W	Chicago	110-100	11-0	2-4	13-4	W8	Aguirre	32	Ma/Kn	7	Qd/Rt	21	15,201
18	12/6	R	L	Kansas City	103-112	11-0	2-5	13-5	L1	Aguirre	38	Aguirre	11	Olberding	26	6,033
19	12/7	H	L	Washington	112-114	11-1	2-5	13-6	L2	Aguirre	30	Garnett	8	Ruland	35	10,663
20	12/9	R	L	Seattle	124-132	11-1	2-6	13-7	L3	Aguirre	29	Blackman	8	Sikma	26	9,114
21	12/10	R	W	Golden State (Ot)	126-123	11-1	3-6	14-7	W1	Aguirre	40	Ma/Rb	9	Carroll	27	8,281
22	12/11	R	L	San Diego	116-118	11-1	3-7	14-8	L1	Aguirre	40	Cummings	12	Nixon	35	3,152
23	12/14	H	W	Indiana	117-109	12-1	3-7	15-8	W1	Aguirre	30	Cummings	11	Kellogg	25	10,239
24	12/16	R	L	Milwaukee	105-110	12-1	3-8	15-9	L1	Aguirre	30	Aguirre	11	Lanier	25	9,876
25	12/17	R	L	Chicago	84-102	12-1	3-9	15-10	L2	Aguirre	20	West	6	Dailey	20	8,912
26	12/20	R	L	Detroit	104-116	12-1	3-10	15-11	L3	Aguirre	34	Ma/De	6	Long	27	7,553
27	12/22	R	L	New Jersey	98-101	12-1	3-11	15-12	L4	Aguirre	35	Cummings	9	A. King	19	10,536
28	12/27	R	L	Atlanta	109-112	12-1	3-12	15-13	L5	Aguirre	32	Pc/Kn	9	Wilkins	23	6,159
29	12/28	H	W	San Diego	109-92	13-1	3-12	16-13	W1	Aguirre	30	Nimphius	12	Cummings	28	12,454
30	12/30	H	L	Boston (Ot)	109-114	13-2	3-12	16-14	L1	Blackman	34	Cummings	11	Bird	36	17,007
31	1/3	R	W	Houston	119-117	13-2	4-12	17-14	W1	Aguirre	37	Ma/Pc	10	Sampson	27	9,174
32	1/4	H	W	Seattle	105-102	14-2	4-12	18-14	W2	Aguirre	29	Nimphius	9	Wood	25	11,315
33	1/6	R	W	San Diego	123-106	14-2	5-12	19-14	W3	Aguirre	38	Cummings	10	Kelsner	37	5,402
34	1/7	R	L	Denver	117-141	14-2	5-13	19-15	L1	Aguirre	31	Kn/Jv	9	English	28	11,865
35	1/10	R	L	Kansas City	102-112	14-2	5-14	19-16	L2	Aguirre	24	Nimphius	15	Woodson	27	5,608
36	1/11	H	W	Utah	117-102	15-2	5-14	20-16	W1	Aguirre	41	Nimphius	14	Dantley	22	12,308
37	1/13	H	W	Portland	113-110	16-2	5-14	21-16	W2	Blackman	26	Cummings	18	Paxson	24	17,007
38	1/15	H	W	Denver	126-107	17-2	5-14	22-16	W3	Aguirre	25	Cummings	12	Vandeweghe	24	16,039
39	1/17	R	L	Portland	114-121	17-2	5-15	22-17	L1	Blackman	37	Nimphius	8	Natt	31	12,666
40	1/18	R	L	Seattle (@ Tac)	107-114	17-2	5-16	22-18	L2	Aguirre	25	Cummings	8	Gw/Js	24	13,684
41	1/20	H	L	Utah	113-120	17-3	5-16	22-19	L3	Aguirre	33	Cummings	14	Dantley	46	16,919
42	1/21	R	W	Indiana	118-111	17-3	6-16	23-19	W1	Blackman	32	Aguirre	10	Williams	30	8,844
43	1/24	R	W	Utah (@ L.V.)	123-115	17-3	7-16	24-19	W2	Aguirre	32	Cummings	12	Griffith	28	7,752
44	1/25	H	W	Golden State (Ot)	112-110	18-3	7-16	25-19	W3	Aguirre	31	Cummings	10	Short	26	11,774
45	2/1	H	L	New York	98-105	18-4	7-16	25-20	L1	Aguirre	27	Nimphius	14	King	50	14,209
46	2/2	R	L	Houston	107-123	18-4	7-17	25-21	L2	Blackman	25	Ma/Pc	5	Sampson	34	11,345
47	2/3	H	L	Denver	111-114	18-5	7-17	25-22	L3	Aguirre	28	Cummings	13	Vandeweghe	34	15,292
48	2/5	R	L	Seattle	96-104	18-5	7-18	25-23	L4	Aguirre	37	4 Players	7	Sikma	32	8,483
49	2/7	R	L	Portland	85-101	18-5	7-19	25-24	L5	Aguirre	42	Rb/Mw	6	Carr	23	12,666
50	2/8	R	W	Denver	120-114	18-5	8-19	26-24	W1	Blackman	27	Blackman	11	Vandeweghe	41	8,844
51	2/10	H	W	Kansas City	115-96	19-5	8-19	27-24	W2	Aguirre	30	Ellis	10	E. Johnson	29	13,854
52	2/11	R	L	Phoenix	89-108	19-5	8-20	27-25	L1	Aguirre	27	Pc/Bg	8	Edwards	25	11,611
53	2/15	H	W	Philadelphia (2 Ot)	119-116	20-5	8-20	28-25	W1	Aguirre	33	Kn/Pc	8	Toney	29	17,007
54	2/17	H	W	Phoenix	129-123	21-5	8-20	29-25	W2	Aguirre	42	Cummings	7	Edwards	29	12,882
55	2/18	H	L	Detroit	115-120	21-6	8-20	29-26	L1	Aguirre	38	Ellis	10	Kit/It	26	17,007
56	2/22	H	W	Houston	112-106	22-6	8-20	30-26	W1	Blackman	33	Cummings	11	Lloyd	24	14,319
57	2/24	H	L	Milwaukee	88-95	22-7	8-20	30-27	L1	Blackman	27	Cummings	7	Moncrief	18	17,007
58	2/25	R	W	Utah	97-95	22-7	9-20	31-27	W1	Aguirre	28	Cummings	8	Dantley	36	12,678
59	2/28	R	W	San Antonio	116-104	22-7	10-20	32-27	W2	Aguirre	33	Cummings	14	Mitchell	44	7,583
60	2/29	H	L	Seattle (2 Ot)	124-127	22-8	10-20	32-28	L1	Aguirre	39	Vincent	10	Williams	25	13,166
61	3/2	H	W	Kansas City	108-94	23-8	10-20	33-28	W1	Aguirre	28	Aguirre	8	Johnson	17	13,010
62	3/3	R	L	Kansas City	103-105	23-8	10-21	33-29	L1	Aguirre	26	Cummings	8	Johnson	30	8,776
63	3/7	H	W	Cleveland	115-103	24-8	10-21	34-29	W1	Blackman	22	Cummings	7	Robinson	14	11,558
64	3/9	H	L	L. A. Lakers (2 Ot)	120-121	24-9	10-21	34-30	L1	Aguirre	38	Cummings	13	Abdul-Jabbar	32	17,007
65	3/10	H	W	Golden State	120-103	25-9	10-21	35-30	W1	Blackman	43	Nimphius	12	Carroll	23	16,436
66	3/13	R	L	San Antonio (2 Ot)	131-137	25-9	10-22	35-31	L1	Aguirre	29	Ma/Pc	10	Gervin	34	8,315
67	3/14	H	W	San Diego	105-101	26-9	10-22	36-31	W1	Aguirre	27	Nimphius	10	Nixon	28	13,444
68	3/17	R	L	Utah	103-118	26-9	10-23	36-32	L1	Blackman	29	Cummings	11	Dantley	40	12,699
69	3/21	H	W	Atlanta	102-101	27-9	10-23	37-32	W1	Blackman	30	Cummings	9	Roundfield	20	17,007
70	3/23	H	W	Houston	116-104	28-9	10-23	38-32	W2	Aguirre	28	Cummings	8	Sampson	20	17,007
71	3/24	H	W	Denver	119-101	29-9	10-23	39-32	W3	Aguirre	46	Pc/De	8	English	31	17,007
72	3/27	R	L	New York	88-97	29-9	10-24	39-33	L1	Aguirre	27	Ma/Pc	9	Cartwright	38	11,348
73	3/28	R	L	Boston	107-114	29-9	10-25	39-34	L2	Aguirre	28	Cummings	14	Bird	23	14,890
74	3/30	R	L	Philadelphia	110-118	29-9	10-26	39-35	L3	Aguirre	26	Bg/Pc	10	Erving	29	15,111
75	4/1	R	L	Washington	98-102	29-9	10-27	39-36	L4	Aguirre	35	Cummings	11	Ruland	29	6,117
76	4/3	H	L	Portland	88-91	29-10	10-27	39-37	L5	Aguirre	23	Ellis	11	Paxson	22	14,468
77	4/6	H	W	San Antonio	131-118	30-10	10-27	40-37	W1	Blackman	32	Kn/Pc	10	Mitchell	35	14,575
78	4/7	H	W	Utah	109-100	31-10	10-27	41-37	W2	Blackman	32	Garnett	9	Dantley	35	17,007
79	4/10	R	W	San Diego	116-114	32-10	10-27	42-37	W3	Aguirre	34	Cummings	14	Nixon	25	4,262
80	4/12	R	L	Phoenix	118-119	32-10	10-28	42-38	L1	Aguirre	34	Cummings	8	Adams	25	9,576
81	4/13	R	W	L.A. Lakers	104-103	32-10	11-28	43-38	W1	Ma/Jv	20	Cummings	16	Abdul-Jabbar	32	14,685
82	4/15	R	L	Golden State	96-98	32-10	11-29	43-39	L1	Ellis	31	Turner	8	Short	17	6,733





1982-1983

TOP ROW L-R HEAD COACH DICK MOTTA, GENERAL MANAGER NORM SONJU, CORNY THOMPSON, BILL GARNETT, KURT NIMPHIUS, PAT CUMMINGS, JAY VINCENT, DIRECTOR OF PLAYER PERSONNEL RICK SUND, ASSISTANT COACH BOB WEISS

BOTTOM ROW L-R EQUIPMENT MANAGER KEITH GRANT, KELVIN RANSEY, JIM SPANARKEL, MARK AGUIRRE, ALLAN BRISTOW, ROLANDO BLACKMAN, ELSTON TURNER, BRAD DAVIS, TRAINER DOUG ATKINSON. DID NOT FINISH THE SEASON IN DALLAS: SCOTT LLOYD

SEASON NOTEBOOK

Won 38, lost 44 (fourth, Midwest)...10-game increase in wins over 1981-82 represented the third-best improvement in the league...Aguirre (24.4 ppg) was sixth-best in the NBA...Davis was one of six players to place among the top 10 in three different statistical categories...he finished eighth in field goal percentage (57.2%), 10th in assists (7.2 apg) and sixth in free throw percentage (84.5%)...Dallas experienced a 25% jump in attendance over the previous season...Dick Motta became the fifth NBA coach to log 600 career wins on January 18th at Golden State...Dallas was just 1-30 when trailing after three quarters of play.

	G-S	Min	Avg	Fg-Att	Pct	3Fg-Att	Pct	Ft-Att	Pct	Off	Def	Reb	Avg	Ast	Avg	Pf-D	Stl	To	Blk	Pts	Avg	Hi
Aguirre	81-75	2784	34.4	767-1589	.483	16-76	.211	429-589	.728	191	317	508	6.3	332	4.1	247-5	80	261	26	1979	24.4	44
Vincent	81-73	2726	33.7	622-1272	.489	0-3	.000	269-343	.784	217	375	592	7.3	212	2.6	295-4	70	188	45	1513	18.7	32
Blackman	75-62	2349	31.3	513-1042	.492	3-15	.200	297-381	.780	108	185	293	3.9	185	2.5	116-0	37	118	29	1326	17.7	38
Cummings	81-71	2317	28.6	433-878	.493	0-1	.000	148-196	.755	225	443	668	8.2	144	1.8	296-9	57	162	35	1014	12.5	27
Davis	79-78	2323	29.4	359-628	.572	11-43	.256	186-220	.845	34	164	198	2.5	565	7.2	176-2	80	143	11	915	11.6	21
Ransey	76-4	1607	21.1	343-746	.460	2-16	.125	152-199	.764	44	103	147	1.9	280	3.7	109-1	58	129	4	840	11.1	35
Garnett	75-13	1411	18.8	170-319	.533	0-3	.000	129-174	.741	141	265	406	5.4	103	1.4	245-3	48	81	70	469	6.3	15
Spanarkel	48-4	722	15.0	91-197	.462	2-10	.200	88-113	.779	27	57	84	1.8	78	1.6	59-0	27	55	3	272	5.7	18
Nimphius	81-12	1515	18.7	174-355	.490	1-1	1.000	77-140	.550	157	247	404	5.0	115	1.4	287-11	24	66	111	426	5.3	20
Turner	59-16	879	14.9	96-238	.403	2-3	.667	20-30	.667	68	84	152	2.6	88	1.5	75-0	47	59	0	214	3.6	14
Bristow	37-0	371	10.0	44-99	.444	6-13	.462	10-14	.714	24	35	59	1.6	70	1.9	46-0	6	31	1	104	2.8	10
Thompson	44-2	520	11.8	43-137	.314	0-0	.000	36-46	.783	41	79	120	2.7	34	0.8	92-0	12	31	7	122	2.8	9
Lloyd*	15-0	206	13.7	19-50	.380	0-0	.000	11-17	.647	19	27	46	3.1	21	1.4	24-0	6	6	6	49	3.3	12
Mavericks	82	19730	-	3674-7550	.487	43-185	.232	1852-2462	.752	1296	2381	3677	44.8	2227	27.2	2067-35	552	1348	348	9243	112.7	149
Opponents	82	19730	-	3758-7481	.502	53-202	.262	1708-2347	.728	1217	2433	3650	44.5	2291	27.9	2227-39	607	1383	562	9277	113.1	140






1982-83 SEASON STATISTICS & RESULTS

No	Date	H-R	W-L	Opponent	Score	Home Record	Road Record	Total Record	Sk	Dallas Hi Scorer	Pt	Dallas Hi Rebr	Rb	Opponent Hi Scorer	Pt	Attend
1	10/29	R	W	Denver	125-117	0-0	1-0	1-0	W1	Blackman	26	Cummings	8	Vandeweghe	32	12,099
2	10/30	H	L	Utah	123-128	0-1	1-0	1-1	L1	Aguirre	30	Pc/Jv	7	Dantley	36	9,203
3	11/2	R	W	Houston	113-103	0-1	2-0	2-1	W1	Rb/Jv	19	Bristow	6	C. Jones	21	8,491
4	11/3	H	W	Houston	102-101	1-1	2-0	3-1	W2	Aguirre	20	Cummings	8	Brant	20	7,798
5	11/5	R	W	Kansas City	118-113	1-1	3-0	4-1	W3	Blackman	23	Garnett	11	S. Johnson	26	7,357
6	11/6	H	L	Phoenix	100-112	1-2	3-0	4-2	L1	Cummings	20	Cummings	16	Johnson	22	12,780
7	11/10	H	L	Seattle	91-94	1-3	3-0	4-3	L2	Vincent	19	Cummings	11	Williams	24	9,813
8	11/12	R	L	Boston	110-118	1-3	3-1	4-4	L3	Ma/Rb	21	Nimphius	6	Bird	26	(C)15,320
9	11/13	H	L	Denver	130-140	1-4	3-1	4-5	L4	Aguirre	28	SI/Kr	8	English	40	10,283
10	11/17	H	W	L.A. Lakers	118-117	2-4	3-1	5-5	W1	Blackman	24	Cummings	17	Abdul-Jabbar	22	(C) 17,134
11	11/20	H	L	Kansas City	120-127	2-5	3-1	5-6	L1	Aguirre	33	Cummings	13	Drew	27	9,911
12	11/24	H	W	Chicago	133-127	3-5	3-1	6-6	W1	Blackman	27	Ma/Jv	9	Woolridge	34	9,594
13	11/27	H	L	San Antonio	106-107	3-6	3-1	6-7	L1	Cummings	22	Cummings	9	Gervin	45	15,517
14	11/30	R	W	Denver	140-129	3-6	4-1	7-7	W1	Aguirre	37	Garnett	11	English	34	8,799
15	12/2	H	W	Golden State	110-100	4-6	4-1	8-7	W2	Aguirre	27	Blackman	7	Short	40	7,678
16	12/4	H	L	Washington	105-115	4-7	4-1	8-8	L1	Aguirre	30	Blackman	9	Ballard	25	10,842
17	12/7	R	L	San Antonio	92-106	4-7	4-2	8-9	L2	Aguirre	27	Cummings	10	Gervin	26	7,940
18	12/8	H	W	Seattle	110-94	5-7	4-2	9-9	W1	Blackman	26	Cummings	11	Sikma	21	10,063
19	12/10	R	W	Detroit	122-121	5-7	5-2	10-9	W2	Vincent	30	Garnett	15	Laimbeer	24	8,113
20	12/11	H	W	San Diego	124-118	6-7	5-2	11-9	W3	Blackman	27	Cummings	12	Brooks	25	9,139
21	12/14	R	L	Golden State	113-122	6-7	5-3	11-10	L1	Blackman	31	Pc/Jv	12	Short	33	5,737
22	12/16	R	L	Seattle	93-103	6-7	5-4	11-11	L2	Vincent	21	Cummings	15	Thompson	18	9,116
23	12/18	R	L	Portland	105-108	6-7	5-5	11-12	L3	Aguirre	26	Garnett	8	Natt	22	(C) 12,666
24	12/19	R	L	L.A. Lakers	108-110	6-7	5-6	11-13	L4	Aguirre	20	Garnett	15	Abdul-Jabbar	33	14,094
25	12/21	R	W	San Diego	121-118	6-7	6-6	12-13	W1	Aguirre	28	Cummings	9	Chambers	28	2,436
26	12/23	R	L	Phoenix	106-125	6-7	6-7	12-14	L1	Aguirre	29	Nimphius	8	Lucas	33	10,261
27	12/29	H	L	Philadelphia (Ot)	116-126	6-8	6-7	12-15	L2	Aguirre	34	Vincent	15	Malone	32	(C) 17,134
28	12/30	R	L	Milwaukee	99-111	6-8	6-8	12-16	L3	Vincent	19	Vincent	8	Johnson	32	(C) 11,052
29	1/1	R	L	New Jersey	105-111	6-8	6-9	12-17	L4	Aguirre	25	Jv/Pc	9	Johnson	21	10,157
30	1/4	R	L	Washington	84-92	6-8	6-10	12-18	L5	Aguirre	21	Vincent	9	Mahorn	23	6,648
31	1/5	H	W	San Antonio	136-131	7-8	6-10	13-18	W1	Blackman	38	Vincent	10	Gilmore	26	10,008
32	1/7	R	L	Atlanta	102-110	7-8	6-11	13-19	L1	Aguirre	28	Cummings	11	Roundfield	32	4,953
33	1/8	H	L	Boston	110-114	7-9	6-11	13-20	L2	Aguirre	32	Vincent	10	Lb/Rp	28	(C) 17,134
34	1/11	R	L	San Antonio	101-109	7-9	6-12	13-21	L3	Aguirre	33	Ma/Pc	10	Banks	26	8,224
35	1/12	H	W	San Diego	112-110	8-9	6-12	14-21	W1	Aguirre	35	Vincent	8	Cummings	23	8,019
36	1/14	H	W	Denver	149-139	9-9	6-12	15-21	W2	Blackman	31	Cummings	12	English	34	11,015
37	1/15	R	L	Utah	105-107	9-9	6-13	15-22	L1	Aguirre	32	Aguirre	10	Griffith	32	7,541
38	1/18	R	W	Golden State	112-102	9-9	7-13	16-22	W1	Aguirre	30	Cummings	12	Short	30	6,163
39	1/20	H	W	Portland	121-112	10-9	7-13	17-22	W2	Vincent	32	Vincent	10	Natt	34	9,028
40	1/22	H	W	Utah	126-88	11-9	7-13	18-22	W3	Vincent	21	Garnett	18	Eaves	18	11,436
41	1/25	R	W	Indiana	134-126	11-9	8-13	19-22	W4	Aguirre	43	Cummings	11	Carter	42	2,994
42	1/26	R	W	Kansas City	125-115	11-9	9-13	20-22	W5	Aguirre	35	Aguirre	11	Ld/Mw	20	5,156
43	1/28	H	L	New Jersey	110-115	11-10	9-13	20-23	L1	Ransey	35	Vincent	11	Williams	22	14,371
44	1/29	H	W	Houston	119-113	12-10	9-13	21-23	W1	Blackman	23	Cummings	14	Leavell	29	12,033
45	2/2	H	W	L.A. Lakers	122-120	13-10	9-13	22-23	W2	Aguirre	31	Vincent	15	Abdul-Jabbar	34	(C) 17,134
46	2/4	H	L	New York	101-120	13-11	9-13	22-24	L1	Aguirre	26	Ma/Jv/Bd	5	Cartwright	27	13,110
47	2/6	R	W	Portland	112-105	13-11	10-13	23-24	W1	Aguirre	44	Nimphius	9	Paxson	27	(C) 12,666
48	2/8	R	W	Phoenix	112-100	13-11	11-13	24-24	W2	Aguirre	28	Ma/Kn	10	W. Davis	21	11,037
49	2/9	H	W	Detroit	122-113	14-11	11-13	25-24	W3	Vincent	29	Cummings	13	Tripucka	35	11,464
50	2/16	R	L	Cleveland	96-99	14-11	11-14	25-25	L1	Aguirre	29	Vincent	12	Cr/Free	23	3,587
51	2/17	H	L	L.A. Lakers	110-127	14-12	11-14	25-26	L2	Aguirre	22	Vincent	9	Abdul-Jabbar	32	(C) 17,134
52	2/19	H	W	Atlanta	122-100	15-12	11-14	26-26	W1	Blackman	33	Aguirre	13	Roundfield	15	13,818
53	2/20	R	L	Chicago	111-124	15-12	11-15	26-27	L1	Aguirre	30	Cummings	10	Theus	25	9,144
54	2/22	R	L	New York	106-108	15-12	11-16	26-28	L2	Ma/Jv	25	Vincent	8	Cartwright	20	7,638
55	2/23	R	L	Philadelphia	101-133	15-12	11-17	26-29	L3	Aguirre	30	Pc/Kn	9	Erving	24	14,223
56	2/25	H	W	Portland	133-117	16-12	11-17	27-29	W1	Aguirre	27	Garnett	11	Carr	19	11,794
57	2/26	H	W	Kansas City	118-107	17-12	11-17	28-29	W2	Vincent	23	Ma/Et	9	Woodson	28	14,039
58	3/1	R	W	Houston	123-115	17-12	12-17	29-29	W3	Vincent	27	Vincent	11	Teagle	24	7,346
59	3/2	H	W	Seattle	108-105	18-12	12-17	30-29	W4	Vincent	24	Cummings	20	Williams	38	11,194
60	3/4	H	L	Milwaukee	102-108	18-13	12-17	30-30	L1	Aguirre	35	Vincent	9	Moncrief	31	(C) 17,134
61	3/5	H	L	Cleveland	91-98	18-14	12-17	30-31	L2	Vincent	18	Vincent	17	Free	25	11,358
62	3/8	H	W	Phoenix	120-99	19-14	12-17	31-31	W1	Vincent	22	Aguirre	11	Nance	18	9,529
63	3/9	R	L	Kansas City	113-129	19-14	12-18	31-32	L1	Aguirre	37	Cummings	10	E. Johnson	29	11,556
64	3/11	R	L	Utah	110-119	19-14	12-19	31-33	L2	Aguirre	30	Aguirre	9	Griffith	22	10,338
65	3/13	H	W	San Diego	111-102	20-14	12-19	32-33	W1	Vincent	23	Aguirre	9	Chambers	23	10,976
66	3/15	R	W	Houston	123-110	20-14	13-19	33-33	W2	Aguirre	29	Garnett	13	Leavell	22	7,030
67	3/17	H	W	Indiana	120-105	21-14	13-19	34-33	W3	Blackman	24	Pc/Rb	11	Knight	27	10,236
68	3/19	R	L	Phoenix (Ot)	112-115	21-14	13-20	34-34	L1	Vincent	30	Aguirre	13	W. Davis	24	13,181
69	3/20	R	L	L.A. Lakers	110-117	21-14	13-21	34-35	L2	Aguirre	33	Vincent	15	Abdul-Jabbar	33	(C) 17,505
70	3/22	H	W	Golden State	111-102	22-14	13-21	35-35	W1	Blackman	25	Cummings	13	Carroll	34	9,978
71	3/24	R	W	San Diego	118-113	22-14	14-21	36-35	W2	Blackman	23	Ma/Rb	6	Cummings	26	3,103
72	3/26	H	L	Kansas City	111-114	22-15	14-21	36-36	L1	Ransey	23	Aguirre	11	Drew	25	14,574
73	3/29	R	L	Golden State	106-109	22-15	14-22	36-37	L2	Aguirre	31	Vincent	8	Carroll	28	5,972
74	3/30	R	L	Utah	103-117	22-15	14-23	36-38	L3	Aguirre	13	Nimphius	15	Green	27	8,581
75	4/1	R	L	Seattle	95-101	22-15	14-24	36-39	L4	Cummings	27	Cummings	10	Williams	28	12,782
76	4/2	R	L	Portland	98-110	22-15	14-25	36-40	L5	Vincent	24	Cummings	10	Natt	27	(C) 12,666
77	4/6	H	L	Houston	99-101	22-16	14-25	36-41	L6	Aguirre	26	Aguirre	13	C. Jones	25	8,485
78	4/8	H	L	Denver	115-132	22-17	14-25	36-42	L7	Ransey	19	Nimphius	11	English	29	10,878
79	4/9	R	W	San Antonio	122-111	22-17	15-25	37-42	W1	Aguirre	27	Ma/Jv	8	Mitchell	32	10,639
80	4/13	H	W	Utah	106-99	23-17	15-25	38-42	W2	Aguirre	19	Pc/Jv/Kn	8	Griffith	28	9,932
81	4/15	R	L	Denver	126-137	23-17	15-26	38-43	L1	Aguirre	31	Cummings	11	Vandeweghe	35	15,039
82	4/16	H	L	San Antonio	120-132	23-18	15-26	38-44	L2	Aguirre	28	Cummings	13	Gervin	40	14,453





1981-1982

TOP ROW L-R GENERAL MANAGER NORM SONJU, CLARENCE KEA, SCOTT LLOYD, KURT NIMPHIUS, WAYNE COOPER, TOM LAGARDE, ALLAN BRISTOW, JAY VINCENT, HEAD COACH DICK MOTTA

MIDDLE ROW L-R DIRECTOR OF PLAYER PERSONNEL RICK SUND, TRAINER DOUG ATKINSON, JIM SPANARKEL, ELSTON TURNER, ROLANDO BLACKMAN, MARK AGUIRRE, EQUIPMENT MANAGER KEITH GRANT, ASSISTANT COACH BOB WEISS

BOTTOM ROW BRAD DAVIS. DID NOT FINISH THE SEASON IN DALLAS: OLIVER MACK

SEASON NOTEBOOK

Won 28, lost 54 (fifth, Midwest)...13-game increase in wins over 1980-81 represented fourth-largest improvement in the league...Vincent was 15th in the NBA in scoring and a unanimous First Team All-Rookie squad choice by the NBA coaches...Aguirre, Blackman and Turner all received All-Rookie Team votes...49 of 82 games (60%) were decided by eight points or less...Vincent became the first Maverick to win an NBA Player of the Week award on Feb. 15...the Mavericks had a 22% increase in attendance over their inaugural season...Brad Davis started all 82 games.

	G-S	Min	Avg	Fg-Att	Pct	3fg-Att	Pct	Ft-Att	Pct	Off	Def	Reb	Avg	Ast	Avg	Pf-D	Stl	To	Blk	Pts	Avg	Hi
Vincent	81-62	2626	32.4	719-1448	.497	1-4	.250	293-409	.716	182	383	565	7.0	176	2.2	308-8	89	194	22	1732	21.4	41
Aguirre	51-20	1468	28.8	381-820	.465	25-71	.352	168-247	.680	89	160	249	4.9	164	3.2	152-0	37	135	22	955	18.7	42
Blackman	82-16	1979	24.1	439-855	.513	1-4	.250	212-276	.768	97	157	254	3.1	105	1.3	122-0	46	113	30	1091	13.3	27
Davis	82-82	2614	31.9	397-771	.515	14-49	.286	185-230	.804	35	191	226	2.8	509	6.2	218-5	73	159	6	993	12.1	32
Spanarkel	82-1	1755	21.4	270-564	.479	8-24	.333	279-327	.853	99	111	210	2.6	206	2.5	140-0	86	111	9	827	10.1	24
Cooper	76-38	1818	23.9	281-669	.420	1-8	.125	119-160	.744	200	350	550	7.2	115	1.5	285-10	37	88	106	682	9.0	22
Turner	80-62	1996	25.0	282-639	.441	0-4	.000	97-138	.703	143	158	301	3.8	189	2.4	182-1	75	116	2	661	8.3	19
Bristow	82-54	2035	24.8	218-499	.437	3-18	.167	134-164	.817	119	220	339	4.1	448	5.5	222-2	65	165	6	573	7.0	16
LaGarde	47-28	909	19.3	113-269	.420	0-2	.000	86-166	.518	63	147	210	4.5	49	1.0	138-3	17	82	17	312	6.6	18
Nimphius	63-27	1085	17.2	137-297	.461	0-0	—	63-108	.583	92	203	295	4.7	61	1.0	190-5	17	56	82	337	5.3	20
Lloyd	74-17	1047	14.1	108-285	.379	2-4	.500	69-91	.758	60	103	163	2.2	67	0.9	175-6	15	59	7	287	3.9	15
Kea	35-0	248	7.1	26-49	.531	0-0	—	29-42	.690	26	35	61	1.7	14	0.4	55-0	4	16	3	81	2.3	10
Mack*	13-3	150	11.5	19-59	.322	0-2	.000	6-8	.750	8	10	18	1.4	14	1.1	6-0	5	4	1	44	3.4	12
Mavericks	82	19730	-	3390-7224	.469	55-190	.289	1740-2366	.735	1213	2228	3441	42.0	2117	25.8	2193-40	566	1317	313	8575	104.6	133
Opponents	82	19730	-	3530-6953	.508	31-138	.225	1847-2491	.741	1108	2361	3469	42.3	1984	24.2	2243-23	643	1370	509	8938	109.0	139






1981-82 SEASON STATISTICS & RESULTS

No	Date	H-R	W-L	Score	Home	Road	Total	Record	Dallas	Dallas	Opponent	Pt	Attend			
				Opponent	Dal-Opp	Record	Record	Record	Sk	Hi Scorer	Pt	Hi Rebr	Rb	Hi Scorer	Pt	Attend
1	10/30	R	L	Utah	89-105	0-0	0-1	0-1	L1	Aguirre	19	Aguirre	11	Dantley	39	6,709
2	10/31	H	W	Kansas City	95-89	1-0	0-1	1-1	W1	Aguirre	14	Cooper	11	Drew	16	7,865
3	11/3	H	L	Cleveland	110-125	1-1	0-1	1-2	L1	Aguirre	27	Lloyd	8	Mitchell	33	6,981
4	11/5	R	L	Phoenix	93-121	1-1	0-2	1-3	L2	Blackman	19	Cooper	8	Macy	20	10,173
5	11/6	H	L	New York	95-104	1-2	0-2	1-4	L3	Blackman	21	TI/SI	7	Russell	29	9,708
6	11/8	R	L	L.A. Lakers	111-121	1-2	0-3	1-5	L4	Aguirre	23	LaGarde	11	Johnson	24	9,870
7	11/10	R	L	Portland	95-117	1-2	0-4	1-6	L5	Aguirre	17	Nimphius	8	Paxson	21	12,666
8	11/11	R	L	Seattle	79-107	1-2	0-5	1-7	L6	Aguirre	25	Jv/TI	7	Shelton	18	10,148
9	11/14	H	L	Golden State	112-118	1-3	0-5	1-8	L7	Aguirre	42	Ma/Wc	8	Free	27	9,540
10	11/17	H	L	San Antonio	105-112	1-4	0-5	1-9	L8	Aguirre	24	Ma/Wc	7	Gervin	38	7,858
11	11/20	H	L	Seattle	89-90	1-5	0-5	1-10	L9	Aguirre	22	LaGarde	14	Williams	22	8,059
12	11/21	H	L	Phoenix	88-110	1-6	0-5	1-11	L10	Aguirre	20	LaGarde	11	Robinson	27	8,268
13	11/24	H	L	L.A. Lakers	110-125	1-7	0-5	1-12	L11	Vincent	20	Vincent	13	Abdul-Jabbar	25	14,266
14	11/25	R	L	Denver	133-139	1-7	0-6	1-13	L12	Aguirre	31	LaGarde	8	English	25	8,533
15	11/28	H	W	New Jersey	111-107	2-7	0-6	2-13	W1	Spanarkel	20	LaGarde	10	Birdsong	37	9,287
16	12/2	R	L	Utah	103-114	2-7	0-7	2-14	L1	Aguirre	34	LaGarde	10	Dantley	36	5,257
17	12/3	R	L	San Diego	111-113	2-7	0-8	2-15	L2	Aguirre	36	TI/Ma	7	P. Smith	24	3,293
18	12/5	H	W	Denver	109-105	3-7	0-8	3-15	W1	Aguirre	26	Turner	8	English	32	7,620
19	12/8	H	W	Utah	128-103	4-7	0-8	4-15	W2	Aguirre	24	Nimphius	10	Dantley	34	6,895
20	12/9	R	L	Kansas City (Ot)	109-113	4-7	0-9	4-16	L1	Blackman	23	Aguirre	10	Robinson	25	6,564
21	12/11	H	L	San Antonio	99-101	4-8	0-9	4-17	L2	Vincent	24	Vincent	6	Brewer	25	7,788
22	12/12	R	L	Houston	97-101	4-8	0-10	4-18	L3	Vincent	29	Vincent	7	Malone	25	8,139
23	12/15	R	W	Washington	107-102	4-8	1-10	5-18	W1	Vincent	31	Vincent	13	Ruland	22	3,618
24	12/16	R	L	Boston	92-109	4-8	1-11	5-19	L1	Vincent	27	LaGarde	9	Bird	30	15,320
25	12/18	H	L	Houston	93-112	4-9	1-11	5-20	L2	Vincent	29	Ja/Ab	8	Malone	23	7,232
26	12/19	H	W	Portland	102-95	5-9	1-11	6-20	W1	Vincent	24	Nimphius	12	Ransey	25	6,564
27	12/22	H	L	Detroit	98-106	5-10	1-11	6-21	L1	Blackman	24	Vincent	10	Tripucka	27	7,978
28	12/26	H	L	Denver	117-124	5-11	1-11	6-22	L2	Vincent	33	Jv/Kn/Wc	8	English	31	9,580
29	12/29	H	W	Kansas City	104-92	6-11	1-11	7-22	W1	Vincent	41	Nimphius	11	Woodson	25	9,231
30	1/2	R	L	Golden State	100-119	6-11	1-12	7-23	L1	Vincent	26	Nimphius	9	Short	35	7,401
31	1/6	R	L	Seattle	100-107	6-11	1-13	7-24	L2	Jv/Bd	18	Vincent	8	Sikma	25	10,533
32	1/7	R	W	San Diego	113-112	6-11	2-13	8-24	W1	Spanarkel	24	Cooper	9	Brooks	21	3,977
33	1/9	H	W	Phoenix	105-101	7-11	2-13	9-24	W2	Vincent	19	Cooper	8	Johnson	22	10,238
34	1/12	R	L	San Antonio	109-127	7-11	2-14	9-25	L1	Blackman	25	Turner	8	Mm/Gb	23	6,823
35	1/13	H	L	San Diego	102-105	7-12	2-14	9-26	L2	Jv/Rb	25	Jv/Wc	8	Smith	20	6,116
36	1/15	R	L	Denver	113-128	7-12	2-15	9-27	L3	Vincent	22	Ab/Wc	8	Vandeweghe	24	7,990
37	1/16	H	L	Portland	103-110	7-13	2-15	9-28	L4	Vincent	27	Nimphius	12	Ransey	24	8,289
38	1/20	H	W	Milwaukee	109-104	8-13	2-15	10-28	W1	Vincent	21	Nimphius	11	Winters	20	10,058
39	1/21	R	W	Kansas City	110-94	8-13	3-15	11-28	W2	Vincent	23	Turner	11	Woodson	18	8,085
40	1/23	H	W	Utah	122-110	9-13	3-15	12-28	W3	Vincent	34	Bristow	10	Dantley	24	10,532
41	1/26	R	W	Atlanta	90-88	9-13	4-15	13-28	W4	Vincent	30	Bristow	10	Drew	27	5,132
42	1/27	H	L	Philadelphia	86-99	9-14	4-15	13-29	L1	Vincent	29	Nimphius	12	Toney	22	(C) 17,134
43	2/2	R	L	San Antonio	98-103	9-14	4-16	13-30	L2	Vincent	23	Nimphius	12	Gervin	32	7,017
44	2/3	H	L	San Diego	106-113	9-15	4-16	13-31	L3	Vincent	25	Cooper	19	Bryant	32	6,601
45	2/5	R	L	Milwaukee	92-117	9-15	4-17	13-32	L4	Blackman	17	Blackman	7	Bw/Sm	19	11,052
46	2/6	R	W	Indiana	95-89	9-15	5-17	14-32	W1	Vincent	32	Cooper	16	Williams	14	6,680
47	2/10	H	L	Washington	102-119	9-16	5-17	14-33	L1	Vincent	29	Cooper	12	Ruland	27	7,019
48	2/12	H	W	Seattle	103-100	10-16	5-17	15-33	W1	Vincent	38	Vincent	16	Sikma	30	11,030
49	2/14	R	W	New Jersey	111-109	10-16	6-17	16-33	W2	Vincent	30	Cooper	11	Elmore	25	14,808
50	2/16	R	W	New York	112-110	10-16	7-17	17-33	W3	Vincent	40	Vincent	10	Richardson	29	7,861
51	2/17	R	L	Philadelphia	109-114	10-16	7-18	17-34	L1	Blackman	23	Cooper	11	Erving	26	10,004
52	2/20	R	L	Cleveland	109-116	10-16	7-19	17-35	L2	Vincent	28	Cooper	12	Robinson	34	5,510
53	2/21	R	W	Chicago	113-97	10-16	8-19	18-35	W1	Davis	32	Davis	7	Theus	22	10,687
54	2/23	R	L	Houston	95-105	10-16	8-20	18-36	L1	Vincent	23	Cooper	12	Malone	34	9,823
55	2/25	H	L	Golden State	104-106	10-17	8-20	18-37	L2	Vincent	23	Cooper	13	Free	31	7,547
56	2/27	H	W	Houston (Ot)	108-105	11-17	8-20	19-37	W1	Vincent	23	Jv/Rb	9	Malone	44	16,715
57	3/2	H	L	Boston	97-101	11-18	8-20	19-38	L1	Vincent	31	Ab/Wc	8	Parish	27	(C) 17,134
58	3/4	R	L	Golden State	98-104	11-18	8-21	19-39	L2	Vincent	21	Cooper	12	King	37	8,645
59	3/5	R	L	Seattle	97-98	11-18	8-22	19-40	L3	Vincent	18	Lloyd	8	Williams	38	20,232
60	3/7	H	L	Indiana	106-108	11-19	8-22	19-41	L4	Vincent	23	Vincent	10	Knight	34	8,225
61	3/8	R	W	San Antonio	121-113	11-19	9-22	20-41	W1	Vincent	34	Vincent	10	Gervin	38	8,284
62	3/10	H	W	Portland	104-102	12-19	9-22	21-41	W2	Vincent	23	Cooper	13	Bates	23	8,285
63	3/13	R	W	San Diego	126-118	12-19	10-22	22-41	W3	Vincent	33	Nimphius	10	Brooks	32	3,938
64	3/14	R	L	L.A. Lakers	116-138	12-19	10-23	22-42	L1	Blackman	25	Vincent	7	Abdul-Jabbar	28	13,609
65	3/17	H	L	Chicago	92-102	12-20	10-23	22-43	L2	Jv/Bd/Ma	13	Vincent	13	Lester	27	8,292
66	3/19	H	L	L.A. Lakers	106-112	12-21	10-23	22-44	L3	Vincent	22	Vincent	13	Abdul-Jabbar	23	(C) 17,134
67	3/21	R	L	Portland	101-109	12-21	10-24	22-45	L4	Aguirre	19	Cooper	10	Ransey	24	12,666
68	3/23	R	W	L.A. Lakers	118-116	12-21	11-24	23-45	W1	Aguirre	23	Vincent	10	Abdul-Jabbar	32	13,516
69	3/24	R	L	Phoenix	96-104	12-21	11-25	23-46	L1	Vincent	23	Cooper	13	D. Johnson	22	11,046
70	3/26	H	W	Kansas City	96-87	13-21	11-25	24-46	W1	Vincent	23	Vincent	13	Woodson	21	7,876
71	3/27	H	L	Atlanta	85-96	13-22	11-25	24-47	L1	Vincent	20	Cooper	17	Ej/Drew	21	9,267
72	3/30	R	L	Houston	95-99	13-22	11-26	24-48	L2	Spanarkel	21	Cooper	9	Malone	38	10,864
73	3/31	H	L	Denver	119-120	13-23	11-26	24-49	L3	Vincent	31	Cooper	10	English	27	7,932
74	4/1	R	W	Detroit	121-120	13-23	12-26	25-49	W1	Vincent	37	Cooper	9	Tripucka	25	8,162
75	4/3	H	L	Golden State	102-107	13-24	12-26	25-50	L1	Vincent	22	Jv/Wc	10	Free	30	9,295
76	4/6	R	L	Utah	114-129	13-24	12-27	25-51	L2	Vincent	25	Vincent	14	Dantley	40	5,934
77	4/7	H	W	Utah	123-109	14-24	12-27	26-51	W1	Vincent	31	Cooper	14	Griffith	27	7,039
78	4/9	H	W	Phoenix	105-100	15-24	12-27	27-51	W2	Vincent	20	Vincent	11	Macy	28	9,673
79	4/11	H	W	Houston	109-97	16-24	12-27	28-51	W3	Vincent	24	Cooper	16	Malone	26	11,049
80	4/14	R	L	Kansas City	95-114	16-24	12-28	28-52	L1	Jv/Rb	16	Vincent	9	R. Johnson	20	5,144
81	4/16	H	L	San Antonio	106-118	16-25	12-28	28-53	L2	Aguirre	24	Cooper	11	Gervin	35	13,092
82	4/17	R	L	Denver	124-130	16-25	12-29	28-54	L3	Vincent	26	Ma/Jv	9	Di/Ae	32	17,009





1980-1981

TOP ROW L-R GENERAL MANAGER NORM SONJU, HEAD COACH DICK MOTTA, TRAINER DOUG ATKINSON, OLIVER MACK, JIM SPANARKEL, MARTY BYRNES, BRAD DAVIS, CHAD KINCH, EQUIPMENT MANAGER KEITH GRANT, ASSISTANT COACH BOB WEISS

BOTTOM ROW L-R STAN PIETKIEWICZ, TOM LAGARDE, ABDUL JEELANI, BILL ROBINZINE, SCOTT LLOYD, CLARENCE KEA. DID NOT FINISH THE SEASON IN DALLAS: DARRELL ALLUMS, WINFORD BOYNES, AUSTIN CARR, MONTI DAVIS, RALPH DROLLINGER, TERRY DUEROD, JOE HASSETT, GEOFF HUSTON, RICHARD WASHINGTON, JEROME WHITEHEAD

SEASON NOTEBOOK

Won 15, lost 67 (sixth, Midwest)...Spanarkel (14.4 points) and LaGarde (8.1 rebounds) were statistical leaders and the only players to see action in all 82 games...Abdul Jeelani scored the first points in club history...47 of the Mavericks' 82 games were decided by 10 or fewer points...Dallas set an NBA home attendance record for an expansion team.

	G-S	Min	Avg	Fg-Att	Pct	3Fg-Att	Pct	Ft-Att	Pct	Off	Def	Reb	Avg	Ast	Avg	PF-D	Stl	To	Blk	Pts	Avg	Hi
Spanarkel	82-49	2317	28.3	404-866	.467	1-10	.100	375-423	.887	142	155	297	3.6	232	2.8	230-3	117	172	20	1184	14.4	28
LaGarde	82-82	2670	32.6	417-888	.470	0-0	—	288-444	.649	177	488	665	8.1	237	2.9	293-6	35	206	45	1122	13.7	26
Robinzine (Tot)	78-1	2016	25.8	392-826	.475	1-6	.167	218-281	.776	168	365	533	6.8	118	1.5	275-6	75	187	9	1003	12.9	26
Robinzine (Dal)	70-1	1932	27.6	378-794	.476	1-6	.167	213-273	.780	164	356	520	7.4	113	1.6	256-5	71	177	9	970	13.9	26
B. Davis	56-26	1686	30.1	230-410	.561	3-17	.176	163-204	.799	29	122	151	2.7	385	6.9	156-2	52	123	11	626	11.2	31
Mack (Tot)	65-57	1682	25.9	279-606	.460	0-9	.000	80-125	.640	92	138	230	3.5	163	2.5	117-0	56	70	7	638	9.8	28
Mack (Dal)	62-57	1666	26.9	278-600	.463	0-9	.000	79-123	.642	92	137	229	3.7	162	2.6	114-0	55	70	7	635	10.2	28
Lloyd	72-70	2186	30.4	245-547	.448	0-2	.000	147-205	.717	161	293	454	6.3	159	2.2	269-8	34	145	25	637	8.8	28
Jeelani	66-12	1108	16.8	187-440	.425	0-1	.000	179-220	.814	83	147	230	3.5	65	1.0	123-2	44	87	31	553	8.4	31
Byrnes	72-18	1360	18.9	216-451	.479	9-20	.450	120-157	.764	74	103	177	2.5	113	1.6	126-0	29	61	17	561	7.8	25
Kea	16-0	199	12.4	37-81	.457	0-1	.000	43-62	.694	28	39	67	4.2	5	0.3	44-2	6	16	1	117	7.3	22
Ptkwcz (Tot)	42-0	461	11.0	57-138	.413	19-48	.396	11-14	.786	13	29	42	1.0	77	1.8	28-0	15	22	2	144	3.4	10
Ptkwcz (Dal)	36-0	431	12.0	55-133	.414	19-48	.396	11-14	.786	13	28	41	1.1	75	2.1	26-0	15	17	2	140	3.9	10
Kinch (Tot)	41-1	353	8.6	52-141	.369	0-0	—	14-18	.778	7	26	33	0.8	45	1.1	33-0	11	30	6	118	2.9	10
Kinch (Dal)	12-0	106	8.8	14-45	.311	0-0	—	10-13	.769	0	9	9	0.8	10	0.8	9-0	2	8	1	38	3.2	7
Huston*	56-56	1892	33.8	385-789	.488	1-4	.250	128-185	.692	33	66	99	1.8	277	4.9	113-1	45	148	6	899	16.1	29
Washington*	11-7	307	27.9	51-117	.436	0-0	—	17-23	.739	25	59	84	7.6	16	1.5	37-0	5	21	7	119	10.8	24
Duerod*	18-8	337	18.7	74-161	.460	2-6	.333	18-27	.667	15	24	39	2.2	30	1.7	19-0	12	25	4	168	9.3	22
Hassett*	17-0	280	16.5	59-142	.415	10-40	.250	10-13	.769	11	14	25	1.5	18	1.1	21-0	5	11	0	138	8.1	15
Boynes*	44-17	757	17.2	121-313	.387	0-0	—	45-55	.818	24	51	75	1.7	37	0.8	79-1	23	69	16	287	6.5	22
Whitehead*	7-4	118	16.9	16-38	.421	0-0	—	5-11	.455	8	20	28	4.0	2	0.3	16-0	4	11	1	37	5.3	14
Allums*	22-3	276	12.5	23-67	.343	0-1	.000	13-22	.591	19	46	65	3.0	25	1.1	51-2	5	23	8	59	2.7	11
Drollinger*	6-0	67	11.2	7-14	.500	0-0	—	1-4	.250	5	14	19	3.2	14	2.3	16-0	1	13	2	15	2.5	8
Carr*	8-0	77	9.6	7-28	.250	0-0	—	2-4	.500	4	5	9	1.1	9	1.1	10-0	1	9	0	16	2.0	5
M. Davis*	1-0	8	8.0	0-4	.000	0-0	—	1-5	.200	2	1	3	3.0	0	0-0	0	0	1	1	1.0	1.0	1
Mavericks	82	19780	241.2	3204-6928	.462	46-165	.279	1868-2487	.751	1109	2177	3286	40.1	1984	24.2	2008-32	561	1412	214	8322	101.5	132
Opponents	82	19780	241.2	3622-7060	.513	36-137	.263	1731-2297	.754	1173	2498	3671	44.8	2098	25.6	2187-31	713	1420	480	9011	109.9	144





1980-81 SEASON STATISTICS & RESULTS

No	Date	H-R	W-L	Opponent	Score	Home Record	Road Record	Total Record	Sk	Dallas Hi Scorer	Pt	Dallas Hi Rebr	Opponent Hi Scorer	Pt	Attend	
1	10/11	H	W	San Antonio	103-92	1-0	0-0	1-0	W1	Boynes	21	HiGarde	Rb Gervin	14	33	10,373
2	10/14	H	L	Seattle	83-85	1-1	0-0	1-1	L1	Huston	19	LaGarde	11 Westphal	24	7,004	
3	10/15	R	L	Denver	98-133	1-1	0-1	1-2	L2	Spanarkel	15	Whitehead	10 English	26	6,658	
4	10/17	H	L	Kansas City	91-103	1-2	0-1	1-3	L3	Huston	28	Spanarkel	9 Wedman	25	7,017	
5	10/18	R	L	San Antonio	96-110	1-2	0-2	1-4	L4	LaGarde	16	LaGarde	9 Gervin	20	9,542	
6	10/21	R	L	Phoenix	99-111	1-2	0-3	1-5	L5	Byrnes	16	Washington	11 Johnson	21	10,507	
7	10/22	R	W	Seattle	107-102	1-2	1-3	2-5	W1	Washington	24	Washington	9 Sikma	34	14,125	
8	10/24	R	L	Portland	105-120	1-2	1-4	2-6	L1	Boynes	18	TI/Aj	7 Thompson	22	12,666	
9	10/25	R	L	Golden State	79-86	1-2	1-5	2-7	L2	Spanarkel	16	LaGarde	11 Carroll	21	6,570	
10	10/28	H	L	Utah	96-104	1-3	1-5	2-8	L3	Huston	26	Washington	11 Griffith	33	5,720	
11	10/29	R	L	Houston	103-109	1-3	1-6	2-9	L4	Spanarkel	19	Aj/Rw/TI/Gh/Da	4 Malone	38	6,123	
12	10/31	R	L	Utah	122-144	1-3	1-7	2-10	L5	Huston	24	LaGarde	9 Dantley	50	5,703	
13	11/4	H	L	San Diego	102-116	1-4	1-7	2-11	L6	LaGarde	23	LaGarde	12 Taylor	31	5,431	
14	11/6	R	L	Washington	95-116	1-4	1-8	2-12	L7	Duerod	22	LaGarde	9 Hayes	26	6,285	
15	11/7	H	L	L.A. Lakers	102-126	1-5	1-8	2-13	L8	Td/Gh	16	Byrnes/Lloyd	8 Johnson	32	17,481	
16	11/8	R	L	Detroit	73-101	1-5	1-9	2-14	L9	Gh/Br	14	LaGarde	10 Long	23	4,584	
17	11/11	H	L	Houston	94-105	1-6	1-9	2-15	L10	Robinzine	18	LaGarde	13 Murphy	23	5,472	
18	11/14	H	W	Portland	113-106	2-6	1-9	3-15	W1	TI/Gh/Td/Br	19	LaGarde	14 Natt	19	6,103	
19	11/16	R	L	L.A. Lakers	102-110	2-6	1-10	3-16	L1	Gh/Js	28	SI/Js	8 Johnson	24	9,893	
20	11/18	H	L	Phoenix	91-102	2-7	1-10	3-17	L2	Huston	19	Lloyd	13 Robinson	24	6,015	
21	11/21	H	L	Seattle	91-101	2-8	1-10	3-18	L3	Huston	20	TI/Br	9 Bailey	22	6,514	
22	11/23	R	L	Portland	96-116	2-8	1-11	3-19	L4	Huston	23	LaGarde	9 Owens/Paxson	20	12,666	
23	11/25	H	L	Philadelphia	92-108	2-9	1-11	3-20	L5	Spanarkel	20	Robinzine	10 Erving	31	13,527	
24	11/28	H	L	Denver (Ot)	117-119	2-10	1-11	3-21	L6	LaGarde	22	Lloyd	16 Thompson	38	7,713	
25	11/29	R	L	Houston	90-115	2-10	1-12	3-22	L7	Jeelani	24	Lloyd	9 Murphy	24	8,123	
26	12/2	H	L	Cleveland	102-109	2-11	1-12	3-23	L8	Br/Js	18	LaGarde	13 Mitchell	22	5,117	
27	12/5	R	L	Boston	87-97	2-11	1-13	3-24	L9	Robinzine	24	LaGarde	12 Parish	20	14,351	
28	12/6	R	L	Atlanta	104-110	2-11	1-14	3-25	L10	LaGarde	26	LaGarde	8 Collins	25	7,347	
29	12/9	H	L	L.A. Lakers	92-103	2-12	1-14	3-26	L11	Huston	19	LaGarde	12 Abdul-Jabbar	29	9,313	
30	12/10	R	L	Denver	107-116	2-12	1-15	3-27	L12	Huston	27	TI/Br	11 English	27	7,768	
31	12/12	H	W	San Diego (Ot)	112-109	3-12	1-15	4-27	W1	Spanarkel	22	LaGarde	10 Williams	31	6,457	
32	12/13	R	L	Kansas City	107-114	3-12	1-16	4-28	L1	LaGarde	22	LaGarde	9 Birdsong	33	5,378	
33	12/16	H	L	San Antonio	83-89	3-13	1-16	4-29	L2	Huston	17	Robinzine	12 Gervin	27	6,140	
34	12/17	R	L	Phoenix	102-115	3-13	1-17	4-30	L3	Spanarkel	25	Spanarkel	8 Robinson	29	10,297	
35	12/18	R	L	San Diego	92-102	3-13	1-18	4-31	L4	Robinzine	23	Robinzine	13 Williams	32	7,167	
36	12/20	H	L	Golden State	98-101	3-14	1-18	4-32	L5	Huston	20	TI/Br	10 Free	31	5,848	
37	12/23	H	L	Utah	96-101	3-15	1-18	4-33	L6	Robinzine	23	Lloyd	11 Dantley	30	5,736	
38	12/26	H	W	Denver	119-111	4-15	1-18	5-33	W1	Jeelani	20	Lloyd	16 Thompson	34	8,293	
39	12/27	R	L	Milwaukee	96-112	4-15	1-19	5-34	L1	Robinzine	16	TI/Br	6 Sm/Jb	17	11,052	
40	12/29	R	L	Cleveland	100-112	4-15	1-20	5-35	L2	Robinzine	23	Robinzine	14 Mitchell	29	3,884	
41	12/30	R	L	New York	98-100	4-15	1-21	5-36	L3	Spanarkel	26	LaGarde	17 Cartwright	21	10,559	
42	1/2	H	L	Houston (Ot)	120-124	4-16	1-21	5-37	L4	Huston	29	LaGarde	9 Malone	40	7,872	
43	1/5	R	L	Seattle	89-103	4-16	1-22	5-38	L5	Huston	21	Robinzine	10 Westphal	27	12,210	
44	1/7	R	W	Golden State	111-109	4-16	2-22	6-38	W1	Huston	24	Robinzine	14 Free	27	7,246	
45	1/8	R	L	Utah	97-99	4-16	2-23	6-39	L1	LaGarde	24	Robinzine	12 Dantley	40	7,239	
46	1/10	H	L	Washington	94-106	4-17	2-23	6-40	L2	Js/Gh	20	Robinzine	18 Porter	25	8,021	
47	1/13	H	W	Chicago	112-106	5-17	2-23	7-40	W1	Robinzine	26	Robinzine	8 Greenwood	26	5,771	
48	1/16	H	W	New York	118-110	6-17	2-23	8-40	W2	Huston	24	Robinzine	12 Cartwright	24	10,473	
49	1/18	R	L	San Diego	109-115	6-17	2-24	8-41	L1	LaGarde	18	Lloyd	11 Smith	22	3,980	
50	1/20	H	L	Kansas City	91-104	6-18	2-24	8-42	L2	Robinzine	25	LaGarde	16 Ford	24	5,899	
51	1/23	R	L	Chicago	98-106	6-18	2-25	8-43	L3	Mack	22	LaGarde	12 Theus	18	7,836	
52	1/24	R	L	Indiana	89-107	6-18	2-26	8-44	L4	LaGarde	15	SI/Br/Aj	6 McGinnis	19	12,636	
53	1/27	H	L	New Jersey	100-112	6-19	2-26	8-45	L5	LaGarde	22	Robinzine	10 Robinson	28	5,727	
54	2/3	H	L	Kansas City	100-121	6-20	2-26	8-46	L6	Huston	23	LaGarde	13 Ford	30	5,335	
55	2/4	R	L	Houston	68-116	6-20	2-27	8-47	L7	Robinzine	14	TI/Br	6 Bw/Mm	21	8,353	
56	2/6	H	L	Atlanta	98-100	6-21	2-27	8-48	L8	Robinzine	16	Lloyd	8 Johnson	32	6,882	
57	2/8	R	L	San Antonio	98-102	6-21	2-28	8-49	L9	Js/SI/Br	15	Robinzine	10 Silas/Gervin	27	8,918	
58	2/10	H	L	Detroit	95-101	6-22	2-28	8-50	L10	Spanarkel	23	Robinzine	15 Tyler	20	5,047	
59	2/11	R	L	Phoenix	97-119	6-22	2-29	8-51	L11	LaGarde	20	TI/SI	7 Robinson	27	10,357	
60	2/14	H	L	San Antonio	99-107	6-23	2-29	8-52	L12	Spanarkel	22	Lloyd	7 Gervin	28	9,826	
61	2/15	R	L	Los Angeles	99-107	6-23	2-30	8-53	L13	Mack	19	Kea	13 Abdul-Jabbar	35	11,920	
62	2/17	H	L	Milwaukee	106-114	6-24	2-30	8-54	L14	Davis	24	Mack	9 Johnson	20	7,068	
63	2/20	R	L	Philadelphia	109-117	6-24	2-31	8-55	L15	Mack	19	Robinzine	8 Erving	18	10,642	
64	2/22	R	W	New Jersey	132-109	6-24	3-31	9-55	W1	Mack	28	Lloyd	11 Mn/Cr	24	7,849	
65	2/24	H	L	Seattle	84-120	6-25	3-31	9-56	L1	Spanarkel	15	LaGarde	14 Brown	22	6,525	
66	2/26	R	L	Kansas City	102-105	6-25	3-32	9-57	L2	Kea	19	LaGarde	12 Wedman	30	8,701	
67	2/27	H	L	Indiana	111-118	6-26	3-32	9-58	L3	Mack	26	Kea	10 Davis	19	7,359	
68	3/1	H	W	San Diego	99-91	7-26	3-32	10-58	W1	Mack	24	SI/Om	8 Smith	27	4,858	
69	3/3	H	L	Boston	105-117	7-27	3-32	10-59	L1	Davis	31	LaGarde	8 Bird	22	15,593	
70	3/6	R	L	Golden State	109-115	7-27	3-33	10-60	L2	LaGarde	22	Robinzine	9 King	28	8,694	
71	3/8	R	L	San Antonio	108-133	7-27	3-34	10-61	L3	Kea	22	Kea	10 Silas	19	8,251	
72	3/10	H	W	Phoenix	107-103	8-27	3-34	11-61	W1	Spanarkel	25	LaGarde	14 Johnson	27	6,469	
73	3/12	H	W	Golden State	120-118	9-27	3-34	12-61	W2	Spanarkel	26	Robinzine	11 Short	45	5,380	
74	3/15	R	L	Portland	110-135	9-27	3-35	12-62	L1	Jeelani	31	Jeelani	6 Bates	35	12,666	
75	3/17	H	L	L.A. Lakers	109-114	9-28	3-35	12-63	L2	Robinzine	26	LaGarde	15 Abdul-Jabbar	28	17,828	
76	3/18	R	L	Utah	113-120	9-28	3-36	12-64	L3	Byrnes/Davis	25	Lloyd	8 Dantley	48	5,248	
77	3/20	H	W	Denver	126-125	10-28	3-36	13-64	W1	Mb/Br	22	Robinzine	15 Thompson	28	6,359	
78	3/21	H	W	Utah	105-95	11-28	3-36	14-64	W2	Br/Bd	20	Robinzine	13 Dantley	28	7,416	
79	3/24	H	L	Houston (Ot)	111-114	11-29	3-36	14-65	L1	TI/Bd	19	LaGarde	11 Reid	32	7,162	
80	3/25	R	W	Denver	126-115	11-29	4-36	15-65	W1	Davis	25	Jeelani	11 English	29	14,035	
81	3/27	H	L	Portland	109-123	11-30	4-36	15-66	L1	Lloyd	28	LaGarde	9 Thompson	29	11,203	
82	3/29	R	L	Kansas City	104-113	11-30	4-37	15-67	L2	Byrnes	24	Lloyd	5 Wedman	27	7,171	





ROSTER BY NUMBERS

00

ERIC MONTROSS

0MARK STRICKLAND*
SHAWN MARION
JOSH RICHARDSON
STERLING BROWN**1**RODNEY MCCRAY
SCOTT BROOKS
STEVIN SMITH
DONNELL HARVEY
RAWLE MARSHALL
RYAN HOLLINS
GREG BUCKNER*
JARED CUNNINGHAM
SAMUEL DALEMBERT
RICKY LEDO*
AMAR'E STOUDEMIRE
JUSTIN ANDERSON
DENNIS SMITH JR.
COURTNEY LEE
TYRELL TERRY
THEO PINSON**2**STEVE ALFORD*
ALEX ENGLISH
OLIVER MILLER
RODRICK RHODES
MARK BRYANT
DARRICK MARTIN
JOHNNY NEWMAN
KEITH VAN HORN
JASON KIDD*
RAYMOND FELTON
QUINN COOK
TYLER BEY
EUGENE OMORUYI
ISAIAH THOMAS**3**JAMIE WATSON
KEVIN OLLIE
RICK HUGHES
VERNON MAXWELL
CHARLIE BELL
TRAVIS BEST
RODRIGUE BEAUBOIS
SHANE LARKIN
CHARLIE VILLANUEVA
JONATHAN GIBSON
NERLENS NOEL
DARYL MACON
ANTONIUS CLEVELAND*
TREY BURKE***4**AL WOOD
ADRIAN DANTLEY
STEVE ALFORD*
CHEROKEE PARKS
MICHAEL FINLEY
SHAWNE WILLIAMS
CARON BUTLER
KELENN AZUBUIKE
DARREN COLLISON**4**GREG SMITH
QUINCY ACY**5**KELVIN UPSHAW
TOM GARRICK
JASON KIDD*
SASHA DANILOVIC
JUWAN HOWARD
AVERY JOHNSON*
JOSH HOWARD
BERNARD JAMES*
JOSE JUAN BAREA*
MOSES WRIGHT**6**WINFORD BOYNES
MYRON JACKSON
CHUCKY BROWN
KHALID REEVES
DANNY MANNING
AVERY JOHNSON*
MARQUIS DANIELS
EDDIE JONES
QUINTON ROSS
TYSON CHANDLER
TROY MURPHY
DEREK FISHER
ANDREW BOGUT
MANNY HARRIS
JOHNATHAN MOTLEY
DEANDRE JORDAN
KRISTAPS PORZINGIS**7**TOM SLUBY
BOB MCCANN
TONY DUMAS
DENNIS SCOTT
ADRIAN GRIFFIN*
TONY DELK
DESAGANA DIOP
TIM THOMAS
SASHA PAVLOVIC
LAMAR ODOM
JUSTIN DENTMON
RICKY LEDO*
AL-FAROUQ AMINU
DWIGHT POWELL***8**COURTNEY ALEXANDER
ANTOINE WALKER
ANTHONY JOHNSE
GERALD GREEN
ALEXIS AJINCA
CHRIS WRIGHT
JOSE CALDERON
DWIGHT POWELL*
DERON WILLIAMS
GIAN CLAVELL
KYLE COLLINSWORTH
JOSH GREEN**9**HOWARD EISLEY
TARIQ ABDUL-WAHAD
YI JIANLIAN
JAE CROWDER
RAJON RONDO
NICOLAS BRUSSINO
AARON HARRISON
MICHAEL KIDD-GILCHRIST
MOSES BROWN**10**JOE HASSETT
MARK WADE
LAMONT STROTHERS
DAVID WOOD
SAM CASSELL
TIM HARDAWAY
DARRELL ARMSTRONG
TYRONN LUE
JOSH AKOGNON
DORIAN FINNEY-SMITH**11**ABDUL JEELANI
CHRIS ANSTEY
DAMON JONES
RAJA BELL
JOSE JUAN BAREA*
MONTA ELLIS
JAVALE MCGEE
YOGI FERRELL
TIM HARDAWAY JR.**12**DEREK HARPER#
JOHN JENKINS**13**MIKE IUZZOLINO*
MARTIN MÜÜRSEPP*
STEVE NASH
DOUG CHRISTIE
MAURICE AGER
MATT CARROLL
COREY BREWER
DELONTE WESTMIKE JAMES
JOSH MCROBERTS
JALEN BRUNSON**14**KELVIN RANSEY
DALE ELLIS
ROBERT PACK
EDUARDO NAJERA
JAMEER NELSON
DEANDRE LIGGINS
NATE HINTON**15**

BRAD DAVIS#

16WANG ZHIZHI
PEJA STOJAKOVIC
JAMES JOHNSON**17**OLIVER MACK
ANTOINE RIGAUDEAU
CHRIS DOUGLAS-ROBERTS
JEFF WITHEY
J.J. REDICK**18**

HOT ROD WILLIAMS

19TONY CAMPBELL
JARROD UTHOFF**20**GEOFF HUSTON
BILL GARNETT
MORLON WILEY
TRACY MOORE
ERICK STRICKLAND
NICK FAZEKAS
JAMAAL MAGLOIRE
DOMINIQUE JONES
DEVIN HARRIS*
A.J. HAMMONS
DOUG MCDERMOTT
BRANDON KNIGHT**21**CHAD KINCH
ROGER PHEGLEY
DENNIS NUTT
JIM FARMER
ANTHONY JONES
FAT LEVER
GEORGE MCCLOUD
SHAWN RESPERT
GREG BUCKNER
ADAM HARRINGTON



DANNY FORTSON
 DAN DICKAU
 POPS MENSAH-BONSU
 ANTOINE WRIGHT
 STEVE NOVAK
 WAYNE ELLINGTON
 JEREMY EVANS
 JALEN JONES
 FRANK NTLIKINA

22
 ROLANDO BLACKMAN#

23
 ALLAN BRISTOW
 BILL WENNINGTON
 BRIAN QUINNETT
 STEPHEN BARDO
 TIM LEGLER
 CEDRIC CEBALLOS
 TRENTON HASSELL
 ANTHONY MORROW
 WESLEY MATTHEWS
 TREY BURKE*
 JOSH REAVES
 CARLIK JONES

24
 MARK AGUIRRE
 JIM JACKSON
 HUBERT DAVIS
 PAVEL PODKOLZIN
 RICHARD JEFFERSON

25
 TOM LAGARDE
 CORNY THOMPSON
 CHRIS GATLING
 ERICK DAMPIER
 VINCE CARTER
 CHANDLER PARSONS
 WES IWUNDU
 REGGIE BULLOCK

26
 RAY SPALDING
 SPENCER DINWIDDIE

27
 ZAZA PACHULIA

28
 DJ MBENGA
 IAN MAHINMI

30
 DEXTER CAMBRIDGE
 LUCIOUS HARRIS
 MARK STRICKLAND*
 MALIK ALLEN
 DAHNTAY JONES
 SETH CURRY
 JAQUORI MCLAUGHLIN

31
 RICHARD WASHINGTON
 JAY VINCENT
 JOAO VIANNA
 WALTER PALMER
 MARTIN MÜÜRSEPP*
 ED O'BANNON
 BILL CURLEY
 NICK VAN EXEL
 JASON TERRY

32
 DARRELL ALLUMS
 HOWARD CARTER
 DETLEF SCHREMPF
 HERB WILLIAMS
 JAMAL MASHBURN
 CHRISTIAN LAETTNER
 BRANDON BASS
 SEAN WILLIAMS
 O.J. MAYO
 SCOTTY HOPSON
 JAMEEL WARNEY
 TREY BURKE*
 MARQUESE CHRISS

33
 JIM SPANARKEL*
 ELSTON TURNER
 UWE BLAB
 RANDY WHITE*
 JASON SASSER
 STACEY KING
 GARY TRENT
 ANTAWN JAMISON
 JOSH POWELL
 JAMES SINGLETON
 BRENDAN HAYWOOD
 GAL MEKEL
 WILLIE CAULEY-STEIN

34
 AUSTIN CARR
 JIM SPANARKEL*
 HOWARD WRIGHT
 DOUG SMITH
 MAMADOU N'DIAYE
 BRANDAN WRIGHT
 DEVIN HARRIS*

35
 DONALD HODGE
 BUBBA WELLS
 LOY VAUGHT
 BRIAN CARDINAL
 CHRIS KAMAN

37
 KOSTAS ANTETOKOUNMPO

40
 KURT NIMPHIUS
 JAMES DONALDSON
 WALTER BOND
 GREG DREILING*

LOREN MEYER
 KURT THOMAS
 BRUNO SUNDQV
 DEVEAN GEORGE
 HARRISON BARNES

41
 SAM PERKINS*
 TERRY TYLER
 BRIAN HOWARD
 DIRK NOWITZKI#

42
 TERRY DUEROD
 PAT CUMMINGS
 ROY TARPLEY
 EVAN ESCHMEYER
 SCOTT WILLIAMS
 JERRY STACKHOUSE
 ELTON BRAND
 DAVID LEE
 BEN BENTIL
 MAXI KLEBER

43
 MONTI DAVIS
 STAN PIETKIEWICZ
 WAYNE COOPER
 HAROLD KEELING
 TERRY DAVIS
 RANDELL JACKSON
 WALT WILLIAMS
 KRIS HUMPHRIES

44
 SCOTT LLOYD
 SAM PERKINS*
 RADISAV CURCIC
 LORENZO WILLIAMS
 FRED ROBERTS
 SHAWN BRADLEY
 ADRIAN GRIFFIN*
 AUSTIN CROSHERE
 ANTONIUS CLEVELAND*
 JUSTIN JACKSON
 NICOLÒ MELLI
 CHARLIE BROWN JR.
 DAVIS BERTANS

45
 MARTY BYRNES
 MARK WEST
 SEAN ROOKS
 A.C. GREEN
 RAEF LAFRENTZ
 KEVIN WILLIS
 DEJUAN BLAIR
 RYAN BROEKHOFF

50
 JIM GRANDHOLM
 DARREN MORNINGSTAR
 REGGIE SLATER
 GREG DREILING*
 ERIC RILEY

ALAN HENDERSON
 SALAH MEJRI

51
 ADRIAN CALDWELL
 BOBAN MARJANOVIĆ

52
 RALPH DROLLINGER
 CHARLIE SITTON
 RANDY WHITE*
 SAMAKI WALKER
 CALVIN BOOTH
 EDDY CURRY

53
 CLARENCE KEA

54
 BILL ROBINZINE
 JEROME WHITEHEAD
 POPEYE JONES
 OBINNA EKEZIE

55
 WALLACE BRYANT
 JOHN SHASKY
 MIKE IUZZOLINO*
 JUWAN HOWARD
 BERNARD JAMES*
 PIERRE JACKSON
 DELON WRIGHT

70
 DENNIS RODMAN

77
 LUKA DONČIĆ

90
 DREW GOODEN

92
 DESHAWN STEVENSON

94
 GEORGE KING

*PLAYERS WHO CHANGED HIS JERSEY NUMBER
 #RETIRED NUMBER





COLLEGIATE BREAKDOWN

ALABAMA	1
ARKANSAS	2
ARKANSAS-LITTLE ROCK	2
ARIZONA	5
ARIZONA STATE	4
AUBURN	4
AUGSBURG (MINN.)	1
AUSTIN-PEAY	2
BAYLOR	3
BOSTON COLLEGE	3
BRADLEY	1
BRIGHAM YOUNG	3
CALIFORNIA	1
CAL-IRVINE	1
CAL STATE-FULLERTON	2
CENTRAL MICHIGAN	1
CHARLOTTE	1
CHRISTOPHER NEWPORT (VA.)	1
CINCINNATI	3
CLEMSON	1
COLLEGE OF CHARLESTON	1
COLORADO	3
COLORADO STATE	1
CONNECTICUT	4
CREIGHTON	1
DARTMOUTH	1
DAYTON	1
DEPAUL	2
DETROIT	2
DUKE	9
DUQUESNE	1
EAST CAROLINA	1
FAYETTEVILLE STATE	1
FLORIDA	6
FLORIDA INTERNATIONAL	1
FLORIDA STATE	4
FRESNO STATE	2
GEORGE WASHINGTON	1
GEORGETOWN	1
GEORGIA TECH	4
GONZAGA	1
HOUSTON	2
ILLINOIS	3
INDIANA	4
IOWA	1
IOWA STATE	1
KANSAS	5
KANSAS STATE	2
KENTUCKY	12
LAMAR	2
LASALLE	1
LONG BEACH STATE	2
LOUISIANA STATE	2

LOUISIANA TECH	1
LOUISVILLE	4
MARQUETTE	4
MARYLAND	3
MEMPHIS	2
MIAMI (FLA.)	1
MICHIGAN	7
MICHIGAN STATE	5
MINNESOTA	3
MISSISSIPPI	1
MISSISSIPPI STATE	1
MISSOURI	1
MISSOURI-KANSAS CITY	1
MOREHEAD STATE (KY.)	1
MURRAY STATE	2
NEBRASKA	2
NEVADA-LAS VEGAS	3
NEVADA-RENO	3
NEW ORLEANS	1
NEW MEXICO STATE	1
NORTH CAROLINA	17
NORTH CAROLINA STATE	4
NORTHEASTERN	1
NORTHWESTERN	1
NOTRE DAME	5
OAKLAND (MICH.)	1
OHIO	1
OHIO STATE	4
OKLAHOMA	2
OLD DOMINION	2
OREGON	1
OREGON STATE	3
PENN STATE	2
PEPPERDINE	1
PITTSBURGH	2
PROVIDENCE	4
PURDUE	2
RHODE ISLAND	2
RICHMOND	1
ST. FRANCIS (PA.)	1
ST. JOHN'S	1
ST. JOSEPH'S	3
SAN FRANCISCO	2
SAN JOSE STATE	1
SANTA CLARA	2
SETON HALL	3
SOUTH CAROLINA	2
SOUTH FLORIDA	2
SE MISSOURI STATE	1
SE OKLAHOMA STATE	1
SOUTHERN	1
SOUTHERN CALIFORNIA	1
SOUTHERN METHODIST	2

STANFORD	3
STETSON	1
STONY BROOK	1
SYRACUSE	1
TEMPLE	3
TENNESSEE	3
TENNESSEE STATE	1
TEXAS	1
TCU	2
TEXAS A&M	3
TEXAS-EL PASO	1
TEXAS TECH	2
THOMAS MORE	1
TULANE	1
TULSA	1
UCLA	8
UC SANTA BARBARA	1
USC	2
UTAH	4
VALPARAISO	1
VANDERBILT	1
VILLANOVA	3
VIRGINIA	1
VIRGINIA TECH	1
VIRGINIA UNION	1
WAKE FOREST	3
WASHINGTON	4
WASHINGTON STATE	2
WESTERN KENTUCKY	2
WISCONSIN	2
WISCONSIN-PARKSIDE	1
WYOMING	2

JOÃO VIANNA (BRAZIL), RADISAV CURCIC (SERBIA), MARTIN MÜÜRSEPP (ESTONIA), SASHA DANILOVIC (SERBIA), DIRK NOWITZKI (GERMANY), BRUNO SUNDOV (CROATIA), CHRIS ANSTEY (AUSTRALIA), WANG ZHIZHI (CHINA), ANTOINE RIGAUDEAU (FRANCE), DJ MBENGA (CONGO), PAVEL PODKOLZIN (RUSSIA), DESAGANA DIOP (OAK HILL ACADEMY HS), GERALD GREEN (GULF SHORES ACADEMY), DESHAWN STEVENSON (WASHINGTON UNION HS), RODRIGUE BEAUBOIS (GUADELOUPE), IAN MAHINMI (FRANCE), TYSON CHANDLER (DOMINGUEZ HS), ALEXIS AJINCA (FRANCE), SASHA PAVLOVIC (SERBIA), PEJA STOJAKOVIC (SERBIA), YI JIANLIAN (CHINA), EDDY CURRY (THORNWOOD HS), MONTA ELLIS (LANIER HS), JOSE CALDERON (SPAIN), AMAR'E STOUDEMIRE (CYPRESS CREEK HS), ZAZA PACHULIA (REPUBLIC OF GEORGIA), SALAH MEJRI (TUNISIA), NICOLAS BRUSSINO (ARGENTINA), MAXI KLEBER (GERMANY), LUKA DONČIĆ (SLOVENIA), KRISTAPS PORZINGIS (LATVIA), BOBAN MARJANOVIĆ (SERBIA), NICOLÒ MELLI (ITALY), DAVIS BERTANS (LATVIA) AND FRANK NTLILIKINA (BELGIUM)

DIDN'T PLAY COLLEGE BASKETBALL.

UPDATED THROUGH THE END OF THE 2021-22 SEASON





YEARLY STATISTICS

YEARLY STATISTICS, MAVERICKS TEAM STATS

	- FIELD GOALS -			- 3 PT. FIELD GOALS -			- FREE THROWS -			- REBOUNDS -			AST.	PF	DQ	STL.	TO	BLK.	PTS	AVG
	MADE	ATT.	PCT.	MADE	ATT.	PCT.	MADE	ATT.	PCT.	OFF.	DEF.	TOT.								
1980-81	3204	6928	.462	46	165	.279	1863	2487	.750	1109	2177	3286	1984	2008	32	561	1439	214	8322	101.5
1901-82	3390	7224	.469	55	190	.289	1740	2366	.735	1213	2228	3441	2117	2193	40	566	1317	313	8875	104.6
1982-83	3674	7550	.487	43	185	.232	1852	2462	.752	1296	2381	3677	2227	2067	35	552	1348	348	9243	112.7
1983-84	3618	7235	.500	42	184	.228	1774	2350	.755	1090	2265	3355	2164	1906	21	579	1303	360	9052	110.4
1984-85	3560	7280	.489	152	443	.343	1844	2324	.739	1095	2345	3440	2152	1796	12	575	1184	335	9116	111.2
1985-86	3631	7254	.501	141	446	.316	2050	2643	.776	1059	2454	3513	2108	1733	17	605	1289	369	9453	115.3
1986-87	3594	7373	.487	231	653	.354	2148	2717	.791	1219	2404	3713	2017	1873	15	688	1205	424	9567	116.7
1987-88	3413	7191	.475	154	526	.293	1980	2510	.789	1341	3594	3836	1984	1734	14	645	1257	446	8960	109.3
1988-89	3244	6917	.469	211	681	.310	1785	2263	.789	1048	2397	3445	1867	1739	14	579	1233	476	8484	103.5
1989-90	3246	6831	.475	157	486	.323	1735	2261	.767	1042	2419	3461	1771	1733	13	664	1228	398	8384	102.2
1990-91	3245	6890	.471	193	600	.322	1512	1986	.761	9984	2360	3344	1821	1840	14	581	1186	397	8195	99.9
1991-92	3120	7104	.439	268	797	.336	1499	1999	.750	1194	2439	3633	1630	1867	15	536	1202	349	8007	97.6
1992-93	3164	7271	.435	283	837	.338	1530	2171	.705	1234	2265	3499	1683	2302	38	649	1459	355	8141	99.3
1993-94	3055	7070	.432	241	773	.312	1450	1942	.747	1271	2150	3421	1629	2007	13	767	1393	299	7801	95.1
1994-95	3227	7342	.440	386	1200	.322	1622	2210	.734	1514	2433	3947	1941	1811	17	579	1345	348	8462	103.2
1995-96	3124	7431	.420	735	2039	.360	1426	1975	.722	1408	2379	3787	1913	1836	31	642	1270	342	8409	102.5
1996-97	2813	6452	.436	430	1316	.327	1375	1918	.717	1040	2262	3302	1663	1798	16	654	1324	351	7431	90.6
1997-98	2882	6754	.427	422	1183	.357	1308	1738	.753	1007	2281	3288	1535	1643	20	646	1182	466	7494	91.4
1998-99	1749	4033	.434	202	595	.339	881	1210	.728	645	1478	2123	921	1065	16	352	692	292	4581	91.6
1999-00	3195	7047	.453	519	1326	.391	1407	1751	.804	931	2444	3375	1810	1770	22	592	1124	416	8316	101.4
2000-01	3085	6716	.459	517	1357	.381	1552	1954	.794	831	2571	3402	1740	1907	18	618	1141	492	8239	100.5
2001-02	3200	6930	.462	621	1645	.378	1608	1994	.806	918	2568	3486	1811	1842	21	581	992	392	8629	105.2
2002-03	3161	6982	.453	636	1668	.381	1486	1793	.829	912	2544	3456	1838	1730	19	665	949	449	8444	103.0
2003-04	3322	7240	.459	507	1456	.348	1475	1854	.796	1173	2538	3712	1963	1609	16	656	1000	437	8626	105.2
2004-05	3058	6691	.457	463	1273	.364	1826	2314	.789	990	2530	3520	1610	1827	10	708	1102	461	8405	102.5
2005-06	2948	6374	.462	416	1113	.374	1818	2322	.783	1030	2431	3461	1472	1834	17	593	1112	488	8130	99.1
2006-07	3010	6442	.467	535	1404	.381	1646	2045	.805	920	2515	3435	1632	1837	14	560	1140	408	8201	100.0
2007-08	3025	6515	.464	494	1403	.352	1690	2075	.814	883	2643	3526	1720	1786	11	490	1037	402	8234	100.4
2008-09	3128	6770	.462	571	1632	.350	1516	1852	.819	909	2595	3504	1779	1600	12	591	1043	429	8343	101.7
2009-10	3140	6760	.464	558	1498	.372	1526	1870	.816	834	2586	3420	1917	1563	9	624	1059	449	8364	102.0
2010-11	3069	6463	.475	645	1768	.365	1437	1850	.777	780	2618	3398	1954	1575	7	557	1145	352	8220	100.2
2011-12	2398	5412	.443	497	1464	.339	1029	1334	.771	665	2157	2822	1380	1226	2	565	926	337	6322	95.8
2012-13	3182	6892	.462	606	1628	.372	1323	1669	.793	767	2670	3437	1906	1698	6	648	1144	454	8293	101.1
2013-14	3249	6858	.474	721	1877	.384	1378	1733	.795	840	2514	3354	1935	1636	4	704	1110	356	8597	104.8
2014-15	3255	7036	.463	732	2082	.352	1386	1843	.752	858	2608	3466	1846	1644	7	663	1062	371	8628	105.2
2015-16	3064	6900	.444	806	2342	.344	1454	1831	.794	751	2781	3532	1813	1595	4	560	1047	306	8388	102.3
2016-17	2968	6750	.440	878	2473	.355	1215	1516	.801	647	2516	3163	1705	1567	8	614	972	307	8029	97.9
2017-18	3128	7041	.444	967	2688	.360	1167	1530	.763	666	2717	3383	1858	1578	6	578	1008	310	8390	102.3
2018-19	3182	7122	.447	1022	3002	.340	1541	2076	.742	832	2884	3716	1918	1650	5	533	1167	351	8927	108.9
2019-20	3124	6772	.461	1136	3095	.367	1392	1787	.779	791	2729	3520	1849	1462	13	460	953	363	8778	117.0
2020-21	3958	6287	.470	994	2744	.362	1186	1524	.778	657	2463	3687	1647	1396	8	450	869	311	8096	112.4
2021-22	3222	6982	.461	1073	3063	.350	1341	1739	.771	759	2769	3528	1918	1612	6	552	1025	325	8858	108.0





YEARLY STATISTICS

YEARLY STATISTICS, OPPONENTS' TEAM STATS

	- FIELD GOALS -			- 3 PT. FIELD GOALS -			- FREE THROWS -			- REBOUNDS -					DQ	STL.	TO	BLK.	PTS	AVG
	MADE	ATT.	PCT.	MADE	ATT.	PCT.	MADE	ATT.	PCT.	OFF.	DEF.	TOT.	AST.	PF						
1980-81	3622	7060	.513	36	137	.263	1731	2297	.754	1173	2498	3671	2098	2187	31	713	1433	480	9011	109.9
1981-82	3530	6953	.508	31	138	.225	1847	2491	.741	1108	2361	3469	1984	2243	23	643	1370	509	8938	109.0
1982-83	3758	7481	.502	53	202	.262	1708	2347	.728	1217	2433	3650	2291	2227	39	607	1383	562	9277	113.1
1983-84	3633	7282	.499	63	222	.284	1688	2198	.768	1180	2346	3526	2131	2213	23	632	1386	417	9017	111.0
1984-85	3626	7200	.504	98	318	.308	1588	2080	.763	1062	2470	3532	2113	2066	17	572	1340	430	8938	109.0
1985-86	3864	7689	.503	90	311	.289	1545	2049	.754	1219	2469	3688	2381	2196	33	617	1279	423	9363	114.2
1986-87	3586	7503	.478	128	434	.295	1750	2293	.763	1254	2386	3640	2204	2136	26	571	1332	421	9050	110.4
1987-88	3468	7385	.470	167	517	.323	1499	1957	.766	1200	2233	3433	2240	1997	20	612	1228	436	8602	104.9
1988-89	3422	7304	.469	166	515	.322	1573	2090	.753	1231	2500	3731	2133	1869	11	660	1175	386	8583	104.7
1989-90	3288	7013	.469	175	587	.298	1627	2161	.753	1142	2398	3540	1961	1832	17	649	1236	388	8378	102.2
1990-91	3346	6945	.482	178	583	.305	1700	2296	.740	1116	2489	3605	2025	1778	10	650	1147	400	8570	104.5
1991-92	3314	7015	.470	183	599	.306	1823	2368	.770	1157	2631	3788	1936	1735	19	723	1054	456	8634	105.3
1992-93	3401	6783	.501	234	653	.358	2351	3071	.766	1063	2740	3803	2047	1861	8	802	1273	520	9387	114.5
1993-94	3212	6508	.494	249	688	.362	1841	2498	.737	1101	2503	3604	1970	1649	7	782	1428	507	8514	103.8
1994-95	3407	6982	.488	432	1181	.366	1454	1981	.734	1053	2379	3432	1991	1925	17	722	1250	502	8700	106.1
1995-96	3403	6921	.492	470	1193	.394	1535	2097	.732	1087	2726	3813	1978	1841	15	702	1348	531	8811	107.5
1996-97	2966	6469	.458	538	1444	.373	1482	1974	.751	1098	2428	3526	1794	1720	18	687	1284	433	7952	97.0
1997-98	3138	6819	.460	386	1130	.342	1333	1868	.714	1223	2644	3867	1882	1608	6	658	1240	374	7995	97.5
1998-99	1815	4037	.450	216	686	.315	855	1193	.717	660	1519	2179	1073	1042	4	361	699	244	4701	94.0
1999-00	3225	7053	.457	429	1244	.345	1484	2005	.740	1251	2719	3970	1901	1814	12	604	1318	416	8363	102.0
2000-01	2938	6693	.439	381	1140	.334	1631	2231	.731	1068	2623	3691	1778	1848	21	622	1273	379	7888	96.2
2001-02	3094	6851	.452	452	1293	.350	1640	2184	.751	1065	2600	3665	1865	1788	16	589	1155	377	8280	101.0
2002-03	2926	6687	.438	477	1401	.340	1477	2032	.727	1045	2682	3727	1781	1746	18	547	1316	322	7806	95.2
2003-04	3133	6824	.459	534	1471	.363	1462	1960	.746	1009	2562	3571	1937	1690	11	582	1242	382	8262	100.8
2004-05	2941	6712	.438	451	1366	.330	1601	2123	.754	1072	2467	3539	1714	1899	13	584	1278	399	7934	96.8
2005-06	2801	6319	.443	404	1120	.361	1626	2163	.752	935	2209	3144	1433	1958	13	536	1151	400	7632	93.1
2006-07	2790	6241	.447	375	1074	.349	1654	2216	.746	839	2286	3125	1471	1811	13	565	1190	312	7609	92.8
2007-08	2903	6551	.443	408	1168	.349	1648	2168	.760	882	2419	3301	1547	1739	12	536	999	357	7862	95.9
2008-09	3071	6752	.455	517	1379	.375	1522	1907	.798	884	2509	3393	1611	1645	9	589	1064	334	8181	99.8
2009-10	3107	6805	.457	525	1515	.347	1402	1849	.758	922	2592	3514	1659	1652	7	563	1195	337	8141	99.3
2010-11	2996	6656	.450	508	1480	.343	1373	1830	.750	880	2459	3339	1689	1650	16	623	1114	303	7873	96.0
2011-12	2347	5390	.435	473	1368	.346	1092	1456	.750	725	2173	2898	1351	1213	3	561	971	265	6259	94.8
2012-13	3067	6890	.445	642	1789	.359	1566	2079	.753	985	2752	3737	1805	1547	5	698	1202	340	8342	101.7
2013-14	3096	6673	.464	678	1888	.359	1530	2019	.758	943	2569	3512	1808	1633	7	635	1312	288	8400	102.4
2014-15	3117	6930	.450	741	2034	.364	1415	1879	.753	1006	2778	3784	1830	1816	13	602	1339	314	8390	102.3
2015-16	3144	6971	.451	743	2170	.342	1382	1873	.738	868	2887	3755	1800	1757	9	617	1142	363	8413	102.6
2016-17	3035	6477	.469	788	2074	.380	1411	1827	.772	727	2923	3650	1743	1591	6	535	1225	280	8269	100.8
2017-18	3219	6870	.469	874	2411	.363	1327	1754	.757	725	3026	3751	1929	1604	2	595	1126	368	8639	105.4
2018-19	3357	7315	.459	918	2667	.344	1400	1802	.777	836	2840	3676	2011	1905	13	643	1065	368	9032	110.1
2019-20	3143	6868	.458	919	2615	.351	1200	1578	.760	782	2625	3407	1794	1601	15	525	896	311	8405	112.1
2020-21	2885	6269	.460	925	2537	.365	1238	1621	.764	704	2460	3747	1631	1446	7	527	908	264	7933	110.2
2021-22	3198	7001	.457	895	2635	.340	1296	1689	.767	780	2799	3579	1925	1645	7	552	1025	300	8587	104.7





YEARLY ROSTERS

1980 - 81

Coach Dick Motta (Record 15-67, Sixth)

No.	Player	G	PPG
32	Darrell Allums	22	2.7
6	Winford Boynes	44	6.5
45	Marty Byrnes	72	7.8
34	Austin Carr	8	2.0
15	Brad Davis	56	11.2
43	Monti Davis	1	1.0
52	Ralph Drollinger	6	2.5
42	Terry Duerod	18	9.3
10	Joe Hassett	17	8.1
20	Geoff Huston	56	16.1
11	Abdul Jeelani	66	8.4
53	Clarence Kea	16	7.3
21	Chad Kinch	12	3.2
25	Tom LaGarde	82	13.7
44	Scott Lloyd	72	8.8
17	Oliver Mack	62	10.2
43	Stan Pietkiewicz	36	3.9
54	Bill Robinzine	70	13.9
33/34	Jim Spanarkel	82	14.4
31	Richard Washington	11	10.8
54	Jerome Whitehead	7	5.3

1981 - 82

Coach Dick Motta (Record 28-54, Fifth)

No.	Player	G	PPG
24	Mark Aguirre	51	18.7
22	Rolando Blackman	82	13.3
23	Allan Bristow	82	7.0
43	Wayne Cooper	76	9.0
15	Brad Davis	82	12.1
53	Clarence Kea	35	2.3
25	Tom LaGarde	47	6.6
44	Scott Lloyd	74	3.9
17	Oliver Mack	13	3.4
40	Kurt Nimphius	63	5.3
34	Jim Spanarkel	82	10.1
33	Elston Turner	80	8.3
31	Jay Vincent	81	21.4

1982 - 83

Coach Dick Motta (Record 38-44, Fourth)

No.	Player	G	PPG
24	Mark Aguirre	81	24.4
22	Rolando Blackman	75	17.7
23	Allan Bristow	37	2.8
42	Pat Cummings	81	12.5
15	Brad Davis	79	11.6
20	Bill Garnett	75	6.3
44	Scott Lloyd	15	3.3
40	Kurt Nimphius	81	5.3
14	Kelvin Ransley	76	11.1
34	Jim Spanarkel	48	5.7
25	Corny Thompson	44	2.8
33	Elston Turner	59	3.6
31	Jay Vincent	81	18.7

1983 - 84

Coach Dick Motta (Record 43-39, Second)

No.	Player	G	PPG
24	Mark Aguirre	79	29.5
22	Rolando Blackman	81	22.4
42	Pat Cummings	80	13.1
15	Brad Davis	81	11.1
14	Dale Ellis	67	8.2
20	Bill Garnett	80	5.1
12	Derek Harper	82	5.7
40	Kurt Nimphius	82	7.9
21	Roger Phegley	10	2.1
34	Jim Spanarkel	7	3.4
33	Elston Turner	47	2.9
31	Jay Vincent	61	11.0
45	Mark West	34	1.1

1984 - 85

Coach Dick Motta (Record 44-38, Third)

No.	Player	G	PPG
24	Mark Aguirre	80	25.7
22	Rolando Blackman	81	19.7
55	Wallace Bryant	56	2.9
32	Howard Carter	11	0.8
15	Brad Davis	82	10.1
14	Dale Ellis	72	9.3
12	Derek Harper	82	9.6
40	Kurt Nimphius	82	6.1
41	Sam Perkins	82	11.0
52	Charlie Sitton	43	2.1
7	Tom Sluby	31	2.4
31	Jay Vincent	79	18.2

1985 - 86

Coach Dick Motta (Record 44-38, Third)

No.	Player	G	PPG
24	Mark Aguirre	74	22.6
33	Uwe Blab	48	2.6
22	Rolando Blackman	82	21.5
55	Wallace Bryant	9	3.1
15	Brad Davis	82	9.3
40	James Donaldson	69	8.3
14	Dale Ellis	72	7.1
12	Derek Harper	79	12.2
43	Harold Keeling	20	2.2
40	Kurt Nimphius	13	7.0
41	Sam Perkins	80	15.4
32	Detlef Schrempf	64	6.2
52	Charlie Sitton	Injured	
31	Jay Vincent	80	13.8
23	Bill Wennington	56	3.4

1986 - 87

Coach Dick Motta (Record 55-27, First)

No.	Player	G	PPG
24	Mark Aguirre	80	25.7
33	Uwe Blab	30	1.8
22	Rolando Blackman	80	21.0
15	Brad Davis	82	7.0
40	James Donaldson	82	10.8
12	Derek Harper	77	16.0
6	Myron Jackson	8	1.4
21	Dennis Nutt	25	2.3
41	Sam Perkins	80	14.8
32	Detlef Schrempf	81	9.3
42	Roy Tarpley	75	7.5
23	Bill Wennington	58	2.7
4	Al Wood	54	6.6

1987 - 88

Coach John MacLeod (Record 53-29, Second)

No.	Player	G	PPG
24	Mark Aguirre	77	25.1
2	Steve Alford	28	2.1
33	Uwe Blab	73	2.2
22	Rolando Blackman	71	18.7
15	Brad Davis	75	7.2
40	James Donaldson	81	7.0
21	Jim Farmer	30	2.0
12	Derek Harper	82	17.0
44	Sam Perkins	75	14.2
32	Detlef Schrempf	82	8.5
42	Roy Tarpley	81	13.5
23	Bill Wennington	30	2.1
4	Al Wood	0	0.0

1988 - 89

Coach John MacLeod (Record 38-44, Fourth)

No.	Player	G	PPG
24	Mark Aguirre	44	21.7
4	Steve Alford	9	0.8
33	Uwe Blab	37	1.8
22	Rolando Blackman	78	19.7
4	Adrian Dantley	31	20.3
15	Brad Davis	78	6.4
40	James Donaldson	53	9.1
12	Derek Harper	81	17.3
21	Anthony Jones	25	2.6
44	Sam Perkins	78	15.0
32	Detlef Schrempf	37	9.5
42	Roy Tarpley	29	17.3
41	Terry Tyler	70	5.5
23	Bill Wennington	65	4.6
20	Morlon Wiley	51	2.2
32	Herb Williams	30	6.6

1989 - 90

Coaches John MacLeod (5-6) and Richie Aduabato (42-29) (Record 47-35, Third)

No.	Player	G	PPG
2	Steve Alford	41	4.1
22	Rolando Blackman	80	19.4
4	Adrian Dantley	45	14.7
15	Brad Davis	73	6.4
40	James Donaldson	73	9.1
12	Derek Harper	82	18.0
21	Anthony Jones	66	3.0
7	Bob McCann	10	2.6
44	Sam Perkins	76	15.9
42	Roy Tarpley	45	16.8
5	Kelvin Upshaw	3	0.7
10	Mark Wade	1	0.0
23	Bill Wennington	60	4.5
33	Randy White	55	4.3
32	Herb Williams	81	8.6

1990 - 91

Coach Richie Aduabato (Record 28-54, Sixth)

No.	Player	G	PPG
4	Steve Alford	34	4.4
22	Rolando Blackman	80	19.9
15	Brad Davis	80	5.4
40	James Donaldson	82	10.0
2	Alex English	79	9.7
50	Jim Grandholm	26	3.0
12	Derek Harper	77	19.7
21	Fat Lever	4	7.3
1	Rodney McCray	74	11.4
55	John Shasky	57	2.6
42	Roy Tarpley	5	20.4
5	Kelvin Upshaw	48	5.6
33	Randy White	79	8.8
32	Herb Williams	60	12.5
34	Howard Wright	3	2.0

1991 - 92

Coach Richie Aduabato (Record 22-60, Fifth)

No.	Player	G	PPG
22	Rolando Blackman	75	18.3
15	Brad Davis	33	2.8
43	Terry Davis	68	10.2
40	James Donaldson	44	6.2
5	Tom Garrick	6	1.7
12	Derek Harper	65	17.7
35	Donald Hodge	51	8.4
41	Brian Howard	27	4.9
55	Mike Iuzzolino	52	9.3
21	Fat Lever	31	11.2
1	Rodney McCray	75	9.0
20	Tracy Moore	42	8.5
23	Brian Quinnett	15	2.7
34	Doug Smith	76	8.8
31	Joao Vianna	1	2.0
33	Randy White	65	6.4
32	Herb Williams	75	11.5

1992 - 93

Coaches Richie Aduabato (2-27) and Gar Heard (9-44) (Record 11-71, Sixth)

No.	Player	G	PPG
23	Stephen Bardo	23	2.2
40	Walter Bond	74	8.0
30	Dexter Cambridge	53	7.0
44	Radisav Curcic	20	2.9
43	Terry Davis	75	12.7
12	Derek Harper	62	18.2
35	Donald Hodge	79	5.0
41	Brian Howard	68	6.5
13	Mike Iuzzolino	70	8.7
24	Jim Jackson	28	16.3
23	Tim Legler	30	9.6
21	Fat Lever	Injured	
20	Tracy Moore	39	7.2
31	Walter Palmer	20	3.0
45	Sean Rooks	72	13.5
34	Doug Smith	61	10.4
10	Lamont Strothers	9	5.6
52	Randy White	64	9.7
20	Morlon Wiley	33	5.8

1993 - 94

Coach Quinn Buckner (Record 13-69, Sixth)

No.	Player	G	PPG
66	Chucky Brown	1	3.0
19	Tony Campbell	41	9.7
43	Terry Davis	15	3.7
40	Greg Dreiling	54	2.4
12	Derek Harper	28	11.6
30	Lucious Harris	77	5.4
35	Donald Hodge	50	2.7
24	Jim Jackson	82	19.2
54	Popeye Jones	81	5.8
23	Tim Legler	79	8.3
21	Fat Lever	81	6.9
32	Jamal Mashburn	79	19.2
50	Darren Morningstar	22	4.3
45	Sean Rooks	47	11.4
34	Doug Smith	79	8.8
33	Randy White	18	6.4
20	Morlon Wiley	12	1.2
44	Lorenzo Williams	34	3.2

1994 - 95

Coach Dick Motta (Record 36-46, Fifth)

No.	Player	G	PPG
11	Scott Brooks	31	7.9
43	Terry Davis	46	3.0
17	Tony Dumas	58	4.6
30	Lucious Harris	79	9.5
35	Donald Hodge	54	3.9
24	Jim Jackson	51	25.7
54	Popeye Jones	80	10.3
15	Jason Kidd	79	11.7
21	George McCloud	42	9.6
32	Jamal Mashburn	80	24.1
34	Doug Smith	63	5.1
42	Roy Tarpley	55	12.6
20	Morlon Wiley	38	3.4
44	Lorenzo Williams	82	4.0



**1995 – 96****Coach Dick Motta (Record 26-56, T-Fifth)**

No.	Player	G	PPG
1	Scott Brooks	69	5.1
43	Terry Davis	28	4.9
7	Tony Dumas	67	11.6
30	Lucious Harris	61	7.9
35	Donald Hodge	13	1.4
24	Jim Jackson	82	19.6
54	Popeye Jones	68	11.3
5	Jason Kidd	81	16.6
21	George McCloud	79	18.9
32	Jamal Mashburn	18	23.4
40	Loren Meyer	72	5.0
4	Cherokee Parks	64	3.9
50	Reggie Slater	3	3.7
44	Lorenzo Williams	65	3.0
10	David Wood	37	4.9

1996 – 97**Coach Jim Cleamons (Record 24-58, Fourth)**

No.	Player	G	PPG
44	Shawn Bradley	33	14.6
10	Sam Cassell	16	12.3
5	Sasha Danilovic	13	16.6
50	Greg Dreiling	40	2.0
7	Tony Dumas	18	4.0
4	Michael Finley	56	16.0
25	Chris Gatling	44	19.1
45	A.C. Green	56	7.9
12	Derek Harper	75	10.0
24	Jim Jackson	46	15.5
5	Jason Kidd	22	9.9
33	Stacey King	6	2.0
32	Jamal Mashburn	37	10.6
21	George McCloud	41	13.7
40	Loren Meyer	19	4.1
2	Oliver Miller	42	4.3
00	Eric Montross	47	3.9
31/13	Martin Müürsepp	32	4.3
31	Ed O'Bannon	19	2.4
14	Robert Pack	20	11.5
6	Khalid Reeves	13	7.8
44	Fred Roberts	12	1.8
33	Jason Sasser	2	1.0
1	Stevin Smith	8	1.8
20	Erick Strickland	28	10.6
52	Samaki Walker	43	5.0
3	Jamie Watson	10	4.5

1997 – 98**Coaches Jim Cleamons (4-12) and Don Nelson (Record 16-50, Fifth)**

No.	Player	G	PPG
11	Chris Anstey	41	5.9
44	Shawn Bradley	64	11.4
51	Adrian Caldwell	1	0.0
23	Cedric Ceballos	12	16.9
24	Hubert Davis	81	11.1
4	Michael Finley	82	21.5
45	A.C. Green	82	7.3
13	Martin Müürsepp	41	5.7
3	Kevin Ollie	16	2.9
14	Robert Pack	12	7.8
6	Khalid Reeves	82	8.7
21	Shawn Respert	10	8.2
50	Eric Riley	39	3.6
7	Dennis Scott	52	13.6
20	Erick Strickland	67	7.6
40	Kurt Thomas	5	7.4
52	Samaki Walker	41	8.9
35	Bubba Wells	39	3.3

1998 – 99**Coach Don Nelson (Record 19-31, Fifth)**

No.	Player	G	PPG
11	Chris Anstey	41	3.3
44	Shawn Bradley	49	8.6
23	Cedric Ceballos	13	12.5
24	Hubert Davis	50	9.1
4	Michael Finley	50	20.2
45	A.C. Green	50	4.9
13	Steve Nash	40	7.9
41	Dirk Nowitzki	47	8.2
14	Robert Pack	25	8.9
20	Erick Strickland	33	7.5
40	Bruno Sundov	3	1.3
33	Gary Trent	45	16.0
52	Samaki Walker	39	5.9
18	Hot Rod Williams	25	1.2

1999 – 2000**Coach Don Nelson (Record 40-42, Fourth)**

No.	Player	G	PPG
44	Shawn Bradley	77	8.4
21	Greg Buckner	48	5.7
23	Cedric Ceballos	69	16.6
24	Hubert Davis	79	7.4
4	Michael Finley	82	22.6
3	Rick Hughes	21	3.9
43	Randell Jackson	1	0.0
11	Damon Jones	42	3.9
13	Steve Nash	56	8.6
41	Dirk Nowitzki	82	17.5
14	Robert Pack	29	8.9
2	Rodrick Rhodes	1	0.0
70	Dennis Rodman	12	2.8
45	Sean Rooks	71	4.4
20	Erick Strickland	68	12.8
40	Bruno Sundov	14	1.9
33	Gary Trent	11	13.7
18	Hot Rod Williams	0	0.0

2000 – 01**Coach Don Nelson (Record 53-29, T-Second)**

No.	Player	G	PPG
8	Courtney Alexander	38	4.2
52	Calvin Booth	15	7.5
44	Shawn Bradley	82	7.1
2	Mark Bryant	18	1.1
21	Greg Buckner	37	6.2
31	Bill Curley	5	0.6
24	Hubert Davis	51	7.3
9	Howard Easley	82	9.0
54	Obinna Ekezie	4	0.0
4	Michael Finley	82	21.5
1	Donnell Harvey	18	1.2
5	Juwan Howard	27	17.8
32	Christian Laettner	53	7.5
3	Vernon Maxwell	19	4.3
14	Eduardo Najera	40	3.3
13	Steve Nash	70	15.6
41	Dirk Nowitzki	82	21.8
33	Gary Trent	33	4.0
35	Loy Vaught	37	3.1
16	Wang Zhizhi	5	4.8

2001 – 02**Coach Don Nelson (Record 57-25, Second)**

No.	Player	G	PPG
9	Tariq Abdul-Wahad	4	0.0
3	Charlie Bell	2	0.0
44	Shawn Bradley	53	4.1
21	Greg Buckner	44	5.8
42	Evan Eschmeyer	31	2.0
4	Michael Finley	69	20.6
7	Adrian Griffin	58	7.2
10	Tim Hardaway	54	9.6
1	Donnell Harvey	18	2.1
5	Juwan Howard	53	12.9
5	Avery Johnson	17	3.2
45	Raef LaFrentz	27	10.8
6	Danny Manning	41	4.0
2	Darrick Martin	3	0.3
14	Eduardo Najera	62	6.5
13	Steve Nash	82	17.9
2	Johnny Newman	47	4.2
41	Dirk Nowitzki	76	23.4
31	Nick Van Exel	27	13.2
16	Wang Zhizhi	55	5.6

2002 – 03**Coach Don Nelson (Record 60-22, T-First)**

No.	Player	G	PPG
9	Tariq Abdul-Wahad	14	4.1
11	Raja Bell	75	3.1
44	Shawn Bradley	81	6.7
42	Evan Eschmeyer	17	1.0
4	Michael Finley	69	19.3
7	Adrian Griffin	74	4.4
21	Adam Harrington	13	0.8
6	Avery Johnson	48	3.3
54	Popeye Jones	26	2.0
45	Raef LaFrentz	69	9.3
14	Eduardo Najera	48	6.7
13	Steve Nash	82	17.7
41	Dirk Nowitzki	80	25.1
17	Antoine Rigaudeau	11	1.5
0/30	Mark Strickland	4	1.0
31	Nick Van Exel	73	12.5
43	Walt Williams	66	5.5

2003 – 04**Coach Don Nelson (Record 52-30, Third)**

No.	Player	G	PPG
9	Tariq Abdul-Wahad	0	Na
3	Travis Best	61	2.8
44	Shawn Bradley	66	3.3
6	Marquis Daniels	56	8.5
7	Tony Delk	33	6.0
4	Michael Finley	72	18.6
21	Danny Fortson	56	3.9
5	Josh Howard	67	8.6
33	Antawn Jamison	82	14.8
14	Eduardo Najera	58	3.0
13	Steve Nash	78	14.5
34	Mamadou N'diaye	3	0.0
41	Dirk Nowitzki	77	21.8
10	Jon Stefansson	0	N/A
8	Antoine Walker	82	14.0
42	Scott Williams	27	3.0

2004 – 05**Coaches Don Nelson (42-22) and Avery Johnson (16-2) (Record 58-24, Second)**

No.	Player	G	PPG
9	Tariq Abdul-Wahad	0	N/A
10	Darrell Armstrong	52	2.3
52	Calvin Booth	34	2.4
44	Shawn Bradley	77	2.7
25	Erick Dampier	59	9.2
21	Dan Dickau	4	1.3
6	Marquis Daniels	60	9.1
4	Michael Finley	64	15.7
34	Devin Harris	76	5.7
50	Alan Henderson	78	3.5
5	Josh Howard	76	12.6
28	DJ Mbenga	15	1.0
41	Dirk Nowitzki	78	26.1
24	Pavel Podkolzin	5	0.2
42	Jerry Stackhouse	56	14.9
31	Jason Terry	80	12.4
2	Keith Van Horn	29	12.2

2005 – 06**Coach Avery Johnson (60-22, Second)**

No.	Player	G	PPG
1	Rawle Marshall	23	3.1
2	Keith Van Horn	53	8.9
5	Josh Howard	59	15.6
6	Marquis Daniels	62	10.2
7	DeSagana Diop	81	2.3
10	Darrell Armstrong	62	2.1
13	Doug Christie	7	3.7
24	Pavel Podkolzin	1	3.0
25	Erick Dampier	82	5.7
28	DJ Mbenga	43	1.7
31	Jason Terry	80	17.1
33	Josh Powell	37	3.0
34	Devin Harris	56	9.9
41	Dirk Nowitzki	81	26.6
42	Jerry Stackhouse	55	13.0
44	Adrian Griffin	52	4.6

2006 – 07**Coach Avery Johnson (67-15, First)**

No.	Player	G	PPG
1	Greg Buckner	76	4.0
5	Josh Howard	70	18.9
7	DeSagana Diop	81	2.3
8	Anthony Johnson	40	3.8
11	Jose Juan Barea	33	2.4
13	Maurice Ager	32	2.2
21	Pops Mensah-Bonsu	12	2.4
25	Erick Dampier	76	7.1
28	DJ Mbenga	21	0.8
31	Jason Terry	81	16.7
34	Devin Harris	80	10.2
40	Devean George	60	6.4
41	Dirk Nowitzki	78	24.6
42	Jerry Stackhouse	67	12.0
44	Austin Croshere	61	3.7
45	Kevin Willis	5	2.4

2007 – 08**Coach Avery Johnson (51-31, Fourth)**

No.	Player	G	PPG
2	Jason Kidd	29	9.9
5	Josh Howard	76	19.9
6	Eddie Jones	47	3.7
7	DeSagana Diop	52	3.0
10	Tyronn Lue	17	3.8
11	Jose Juan Barea	44	4.3
13	Maurice Ager	12	1.3
20	Nick Fazekas	4	1.0
20	Jamaal Magloire	7	1.7
21	Antoine Wright	15	3.5
23	Trenton Hassell	37	2.1
25	Erick Dampier	72	6.1
30	Malik Allen	25	3.1
31	Jason Terry	82	15.5
32	Brandon Bass	79	8.3
34	Devin Harris	39	14.4
40	Devean George	53	3.7
41	Dirk Nowitzki	77	23.6
42	Jerry Stackhouse	58	10.7
55	Juwan Howard	50	1.1



**2008 - 09****Coach Rick Carlisle (50-32, Third)**

No.	Player	G	PPG
1	Ryan Hollins	27	2.9
2	Jason Kidd	81	9.0
4	Shawne Williams	15	2.8
5	Josh Howard	52	18.0
7	DeSagana Diop	34	1.6
8	Gerald Green	38	5.2
11	Jose Juan Barea	79	7.8
13	Matt Carroll	21	1.2
21	Antoine Wright	65	7.3
25	Erick Dampier	80	5.7
31	Jason Terry	74	19.6
32	Brandan Bass	81	8.5
33	James Singleton	62	5.1
40	Devean George	43	3.4
41	Dirk Nowitzki	81	25.9
42	Jerry Stackhouse	10	5.1

2009 - 10**Coach Rick Carlisle (55-27, First)**

No.	Player	G	PPG
0	Shawn Marion	75	12.0
2	Jason Kidd	80	10.3
3	Rodrigue Beaubois	56	7.1
4	Caron Butler	27	15.2
5	Josh Howard	31	12.5
6	Quinton Ross	27	2.0
7	Tim Thomas	18	7.5
10	Von Wafer	0	N/A
11	Jose Juan Barea	78	7.6
13	Matt Carroll	25	1.8
14	Eduardo Najera	33	3.3
21	Nathan Jawai	0	N/A
25	Erick Dampier	55	6.0
31	Jason Terry	77	16.6
33	Brendan Haywood	28	8.1
33	James Singleton	25	2.4
41	Dirk Nowitzki	81	25.0
43	Kris Humphries	25	5.2
90	Drew Gooden	46	8.9
92	DeShawn Stevenson	24	2.0

2010 - 11**Coach Rick Carlisle (57-25, Second)**

No.	Player	G	PPG
0	Shawn Marion	80	12.5
2	Jason Kidd	80	7.9
3	Rodrigue Beaubois	28	8.4
4	Caron Butler	29	15.0
6	Tyson Chandler	74	10.1
7	Sasha Pavlovic	10	4.1
8	Alexis Ajinca	10	2.9
11	Jose Juan Barea	81	9.5
13	Corey Brewer	13	5.3
16	Peja Stojakovic	25	8.6
20	Dominique Jones	18	2.3
21	Steve Novak	7	1.6
28	Ian Mahinmi	56	3.1
31	Jason Terry	82	15.8
33	Brendan Haywood	72	4.4
35	Brian Cardinal	56	2.6
41	Dirk Nowitzki	73	23.0
92	DeShawn Stevenson	72	5.3

2011 - 12**Coach Rick Carlisle (36-30, Third)**

No.	Player	G	PPG
0	Shawn Marion	63	10.6
2	Jason Kidd	48	6.2
3	Rodrigue Beaubois	53	8.9
4	Kelenna Azubuike	3	2.3
7	Lamar Odom	50	6.6
9	Yi Jianlian	30	2.6
13	Delonte West	44	9.6
20	Dominique Jones	33	2.7
25	Vince Carter	61	10.1
28	Ian Mahinmi	61	5.8
31	Jason Terry	63	15.1
32	Sean Williams	8	3.6
33	Brendan Haywood	54	5.2
34	Brandan Wright	49	6.9
35	Brian Cardinal	44	1.0
41	Dirk Nowitzki	62	21.6

2012 - 13**Coach Rick Carlisle (41-41, Fourth)**

No.	Player	G	PPG
0	Shawn Marion	67	12.1
1	Jared Cunningham	8	2.0
3	Rodrigue Beaubois	45	4.0
4	Darren Collison	81	12.0
5	Bernard James	46	2.8
6	Troy Murphy	14	4.6
6	Derek Fisher	9	8.6
7	Justin Dentmon	2	0.0
8	Chris Wright	3	0.7
9	Jae Crowder	78	5.0
10	Josh Akognon	3	1.7
13	Mike James	45	6.1
17	Chris Douglas-Roberts	6	2.8
20	Dominique Jones	29	4.0
23	Anthony Morrow	17	2.3
25	Vince Carter	81	13.4
30	Dahntay Jones	50	3.5
32	O.J. Mayo	82	15.3
34	Brandan Wright	64	8.5
35	Chris Kaman	66	10.5
41	Dirk Nowitzki	53	17.3
42	Elton Brand	72	7.2
52	Eddy Curry	2	4.5

2013 - 14**Coach Rick Carlisle (49-33, Fourth)**

No.	Player	G	PPG
0	Shawn Marion	76	10.4
1	Samuel Dalembert	80	6.6
3	Shane Larkin	48	2.8
5	Bernard James	30	0.9
7	Ricky Ledo	11	1.7
8	Jose Calderon	81	11.4
9	Jae Crowder	78	4.6
11	Monta Ellis	82	19.0
20	Devin Harris	40	7.9
21	Wayne Ellington	45	3.2
25	Vince Carter	81	11.9
33	Gal Mekel	31	2.4
34	Brandan Wright	58	9.1
41	Dirk Nowitzki	80	21.7
45	DeJuan Blair	78	6.4

2014 - 15**Coach Rick Carlisle (50-32, Fourth)**

No.	Player	G	PPG
1	Ricky Ledo	5	0.2
1	Amar'e Stoudemire	23	10.8
2	Raymond Felton	29	3.7
3	Charlie Villanueva	64	6.3
4	Greg Smith	42	1.9
5	Jose Juan Barea	77	7.5
6	Tyson Chandler	75	10.3
7	Al-Farouq Aminu	74	5.6
8	Dwight Powell	24	3.4
9	Jae Crowder	25	3.6
9	Rajon Rondo	46	9.3
11	Monta Ellis	80	18.9
14	Jameer Nelson	23	7.3
20	Devin Harris	76	8.8
24	Richard Jefferson	74	5.8
25	Chandler Parsons	66	15.7
34	Brandan Wright	27	8.8
41	Dirk Nowitzki	77	17.3
55	Bernard James	16	2.8

2015 - 16**Coach Rick Carlisle (42-40, T-Second)**

No.	Player	G	PPG
1	Justin Anderson	55	3.8
2	Raymond Felton	80	9.5
3	Charlie Villanueva	62	5.1
5	Jose Juan Barea	74	10.9
7	Dwight Powell	69	5.8
8	Deron Williams	65	14.1
11	JaVale McGee	34	5.1
12	John Jenkins	21	3.3
21	Jeremy Evans	30	2.4
23	Wesley Matthews	78	12.5
25	Chandler Parsons	61	13.7
27	Zaza Pachulia	76	8.6
34	Devin Harris	64	7.6
41	Dirk Nowitzki	75	18.3
42	David Lee	25	8.5
50	Salah Mejri	34	3.7

2016 - 17**Coach Rick Carlisle (33-49, Fifth)**

No.	Player	G	PPG
1	Justin Anderson	51	6.5
2	Quinn Cook	5	5.4
3	Jonathan Gibson	17	6.2
3	Nerlens Noel	22	8.5
4	Quincy Acy	6	2.2
5	Jose Juan Barea	35	10.9
6	Andrew Bogut	26	3.0
6	Manny Harris	4	2.0
7	Dwight Powell	77	6.7
8	Deron Williams	40	13.1
9	Nicolas Brussino	54	2.8
10	Dorian Finney-Smith	81	4.3
11	Yogi Ferrell	36	11.3
14	DeAndre Liggins	1	8.0
19	Jarrod Uthoff	9	4.4
20	A.J. Hammons	22	2.2
23	Wesley Matthews	73	13.5
30	Seth Curry	70	12.8
34	Devin Harris	65	6.7
40	Harrison Barnes	79	19.2
41	Dirk Nowitzki	54	14.2
42	Ben Bentil	3	0.0
50	Salah Mejri	73	2.9
55	Pierre Jackson	9	3.9

2017 - 18**Coach Rick Carlisle (24-58, Fourth)**

No.	Player	G	PPG
1	Dennis Smith Jr.	69	15.2
3	Nerlens Noel	30	4.4
5	Jose Juan Barea	69	11.6
6	Johnathan Motley	11	8.7
7	Dwight Powell	79	8.5
8	Gian Clavell	7	2.9
8	Kyle Collinsworth	32	3.2
9	Aaron Harrison	9	6.7
10	Dorian Finney-Smith	21	5.9
11	Yogi Ferrell	82	10.2
13	Josh McRoberts	2	0.0
17	Jeff Withey	10	1.5
20	Doug McDermott	26	9.0
21	Jalen Jones	12	5.8
23	Wesley Matthews	63	12.7
30	Seth Curry	0	-
32	Scotty Hopson	1	1.0
32	Jameel Warney	3	5.7
34	Devin Harris	44	8.5
40	Harrison Barnes	77	18.9
41	Dirk Nowitzki	77	12.0
42	Maxi Kleber	72	5.4
44	Antonius Cleveland	13	0.8
50	Salah Mejri	61	3.5

2018 - 19**Coach Rick Carlisle (33-49, T-Third)**

No.	Player	G	PPG
1	Dennis Smith Jr.	32	12.9
1	Courtney Lee	22	3.6
3	Daryl Macon	8	3.6
5	Jose Juan Barea	38	10.9
6	DeAndre Jordan	50	11.0
6	Kristaps Porzingis	0	-
7	Dwight Powell	77	10.6
10	Dorian Finney-Smith	81	7.5
11	Tim Hardaway Jr.	19	15.5
13	Jalen Brunson	73	9.3
23	Wesley Matthews	44	13.1
23	Trey Burke	25	9.7
26	Ray Spalding	1	0.0
34	Devin Harris	68	6.3
37	Kostas Antetokounmpo	2	1.0
40	Harrison Barnes	49	17.7
41	Dirk Nowitzki	51	7.3
42	Maxi Kleber	71	6.8
44	Justin Jackson	29	8.2
45	Ryan Broekhoff	42	4.0
50	Salah Mejri	36	3.9
77	Luka Dončić	72	21.2

2019 - 20**Coach Rick Carlisle (43-32, Second)**

No.	Player	G	PPG
1	Courtney Lee	24	4.5
3	Antonius Cleveland	11	1.0
5	J.J. Barea	29	7.7
6	Kristaps Porzingis	57	20.4
7	Dwight Powell	40	9.4
9	Michael Kidd-Gilchrist	13	0.9
10	Dorian Finney-Smith	71	9.5
11	Tim Hardaway Jr.	71	15.8
13	Jalen Brunson	57	8.2
23	Josh Reaves	4	2.0
30	Seth Curry	64	12.4
32	Trey Burke	8	12.0
33	Willie Cauley-Stein	13	5.2
42	Maxi Kleber	74	9.1
44	Justin Jackson	65	5.5
51	Boban Marjanović	44	6.6
55	Delon Wright	73	6.9
77	Luka Dončić	61	28.8

2020 - 21**Coach Rick Carlisle (42-30, First)**

No.	Player	G	PPG
0	Josh Richardson	59	12.1
1	Tyrell Terry	11	1.0
2	Tyler Bey	18	1.0
3	Trey Burke	62	6.6
6	Kristaps Porzingis	43	20.1
7	Dwight Powell	58	5.9
8	Josh Green	39	2.6
10	Dorian Finney-Smith	60	9.8
11	Tim Hardaway Jr.	70	16.6
13	Jalen Brunson	68	12.6
14	Nate Hinton	21	2.0
16	James Johnson	29	5.7
17	JJ Redick	13	4.4
25	Wes Iwundu	23	2.1
33	Willie Cauley-Stein	53	5.3
42	Maxi Kleber	50	7.1
44	Nicolò Melli	23	4.0
51	Boban Marjanović	44	6.6
77	Luka Dončić	61	28.8



**2021 - 22****Coach Jason Kidd (52-30, Second)**

No.	Player	G	PPG
0	Sterling Brown	49	3.3
1	Theo Pinson	19	2.5
2	Eugene Omoruyi	4	1.8
2	Isaiah Thomas	1	6.0
3	Trey Burke	42	5.1
5	Moses Wright	3	1.7
6	Kristaps Porzingis	34	19.2
7	Dwight Powell	82	8.7
8	Josh Green	67	4.8
9	Moses Brown	26	3.1
10	Dorian Finney-Smith	80	11.0
11	Tim Hardaway Jr.	42	14.2
13	Jalen Brunson	79	16.3
20	Brandon Knight	5	6.4
21	Frank Ntilikina	58	4.1
23	Carlik Jones	3	0.7
25	Reggie Bullock	68	8.6
26	Spencer Dinwiddie	23	15.8
30	JaQuori McLaughlin	4	0.0
32	Marquese Chriss	34	4.5
33	Willie Cauley-Stein	18	1.9
42	Maxi Kleber	59	7.0
44	Dāvis Bertāns	22	5.3
44	Charlie Brown Jr.	3	0.7
51	Boban Marjanović	23	4.3
77	Luka Dončić	65	28.4
94	George King	4	0.3





MAVERICKS OF THE PAST

ABDUL-WAHAD, TARIQ #9

6-6 GUARD/FORWARD • SAN JOSE STATE '95 • BORN 11/3/74 • TRADED BY DENVER WITH RAEF LAFRENTZ, AVERY JOHNSON AND NICK VAN EXEL TO DALLAS FOR JUWAN HOWARD, DONNELL HARVEY, TIM HARDAWAY AND A 2002 FIRST-ROUND PICK 2/21/02 • WAIVED 9/28/05

YEAR	GP-GS	MIN	AVG	FGM-FGA	PCT	FTM-FTA	PCT	- REBOUNDS -			AVG	AST	PF-D	STL	TO	BLK	PTS	AVG	HI
								OFF	DEF	TOT									
01-02	4-0	24	6.0	0-2	.000	0-1	.000	2	4	6	1.5	2	5-0	2	3	1	0	0.0	0
02-03	14-0	204	14.6	27-58	.466	3-6	.500	14	26	40	2.9	21	26-0	6	7	3	57	4.1	12
03-04	DID NOT PLAY - INJURED																		
04-05	DID NOT PLAY - INJURED																		
TOT	18-0	228	12.7	27-60	.450	3-7	.429	16	30	46	2.6	23	31-0	8	10	4	57	3.2	12

Three-point FG: '02-03, 0-1 (.000)

YEAR	GP-GS	MIN	AVG	FGM-FGA	PCT	FTM-FTA	PCT	NBA PLAYOFF STATISTICS			AVG	AST	PF-D	STL	TO	BLK	PTS	AVG	HI
								OFF	DEF	TOT									
02-03	8-0	79	9.9	9-30	.300	7-8	.875	11	11	22	2.8	7	6-0	0	1	0	25	3.1	10

Three-point FG: '02-03, 0-2 (.000)

ACY, QUINCY #4

6-7 FORWARD • BAYLOR • BORN 10/6/90 • FREE AGENT SIGNEE 7/20/16 • WAIVED 11/17/16

YEAR	GP-GS	MIN	AVG	FGM-FGA	PCT	FTM-FTA	PCT	- REBOUNDS -			AVG	AST	PF-D	STL	TO	BLK	PTS	AVG	HI
								OFF	DEF	TOT									
16-17	6-0	48	8.0	5-17	.294	2-3	.667	2	6	8	1.3	0	9-0	0	2	0	13	2.2	6

Three-point FG: 1-7 (.143)

AGER, MAURICE #13

6-5 GUARD • D-2006 1ST RND (28TH OVERALL) • MICHIGAN STATE '06 • BORN 2/9/84 • TRADED TO NEW JERSEY WITH DEVIN HARRIS, DESAGANA DIOP, KEITH VAN HORN, TRENTON HASSELL AND TWO FIRST-ROUND PICKS FOR JASON KIDD, MALIK ALLEN AND ANTOINE WRIGHT 2/19/08

YEAR	GP-GS	MIN	AVG	FGM-FGA	PCT	FTM-FTA	PCT	- REBOUNDS -			AVG	AST	PF-D	STL	TO	BLK	PTS	AVG	HI
								OFF	DEF	TOT									
06-07	32-1	215	6.7	22-70	.314	20-33	.606	1	20	21	0.6	7	27-0	4	15	3	69	2.2	20
07-08	12-3	77	6.4	5-27	.185	5-6	.833	1	3	4	0.4	4	11-0	0	3	1	15	1.3	5
TOT	44-4	292	6.6	27-97	.278	25-39	.641	2	23	25	0.6	11	38-0	4	18	4	84	1.9	20

Three-point FG: '06-07, 5-15 (.333); '07-08, 0-8 (.000). Total, 5-23 (.217)

YEAR	GP-GS	MIN	AVG	FGM-FGA	PCT	FTM-FTA	PCT	NBA PLAYOFF STATISTICS			AVG	AST	PF-D	STL	TO	BLK	PTS	AVG	HI
								OFF	DEF	TOT									
06-07	3-0	24	8.0	5-9	.556	3-6	.500	1	2	3	1.0	0	3-0	0	0	0	15	5.0	10

Three-point FG: '06-07, 2-3 (.667)

AGUIRRE, MARK #24

6-6 FORWARD • D-1981 1ST RND (1ST OVERALL) • DEPAUL '82 • BORN 12/10/59 • TRADED TO DETROIT 2/15/89 FOR ADRIAN DANLEY AND DETROIT'S 1991 FIRST-ROUND CHOICE

YEAR	GP-GS	MIN	AVG	FGM-FGA	PCT	FTM-FTA	PCT	- REBOUNDS -			AVG	AST	PF-D	STL	TO	BLK	PTS	AVG	HI
								OFF	DEF	TOT									
81-82	51-20	1468	28.8	381-820	.465	168-247	.680	89	160	249	4.9	164	152-0	37	135	22	955	18.7	42
82-83	81-75	2784	34.4	767-1589	.483	429-589	.728	191	317	508	6.3	332	247-5	80	261	26	1979	24.4	44
83-84	79-79	2900	36.7	925-1765	.524	465-621	.749	161	308	469	5.9	358	246-5	80	285	22	2330	29.5	46
84-85	80-79	2699	33.7	794-1569	.506	440-580	.759	188	289	477	6.0	249	250-3	60	253	24	2055	25.7	49
85-86	74-73	2501	33.8	668-1327	.503	318-451	.705	177	268	445	6.0	339	229-6	62	252	14	1670	22.6	42
86-87	80-80	2663	33.3	787-1590	.495	429-557	.770	181	246	427	5.3	254	243-4	84	217	30	2056	25.7	43
87-88	77-77	2610	33.9	746-1571	.475	388-504	.770	182	252	434	5.6	278	223-1	70	203	57	1932	25.1	38
88-89	44-44	1529	34.8	373-829	.450	178-244	.730	90	145	235	5.3	189	128-0	29	140	29	953	21.7	41
TOT	566-527	19154	33.8	5441-11060	.492	2815-3793	.742	1259	1985	3244	5.7	2163	1718-24	502	1746	224	13930	24.6	49

Three-point FG: '81-82, 25-71 (.352); '82-83, 16-76 (.211); '83-84, 15-56 (.268); '84-85, 27-85 (.318); '85-86, 16-56 (.286); '86-87, 53-150 (.353); '87-88, 52-172 (.302); '88-89, 29-99 (.293). Total, 233-765 (.305)

YEAR	GP-GS	MIN	AVG	FGM-FGA	PCT	FTM-FTA	PCT	NBA PLAYOFF STATISTICS			AVG	AST	PF-D	STL	TO	BLK	PTS	AVG	HI
								OFF	DEF	TOT									
83-84	10-9	350	35.0	88-184	.478	44-57	.772	21	55	76	7.6	32	34-2	5	27	5	220	22.0	34
84-85	4-4	164	41.0	44-89	.494	27-32	.844	16	14	30	7.5	16	16-1	3	15	0	116	29.0	39
85-86	10-10	345	34.5	105-214	.491	35-55	.636	21	50	71	7.1	54	28-1	9	23	0	247	24.7	39
86-87	4-4	130	32.5	31-62	.500	23-30	.767	11	13	24	6.0	8	15-1	8	9	0	85	21.3	28
87-88	17-17	558	32.8	147-294	.500	60-86	.698	34	66	100	5.9	56	49-0	14	41	9	367	21.6	38
TOT	45-44	1547	34.4	415-843	.492	189-260	.727	103	198	301	6.7	166	142-5	39	115	14	1035	23.0	39

Three-point FG: '83-84, 0-5 (.000); '84-85, 1-2 (.500); '85-86, 2-6 (.333); '86-87, 0-4 (.000); '87-88, 13-34 (.382). Total, 16-51 (.314)

YEAR	SITE	GP-GS	MIN	FGM-FGA	PCT	FTM-FTA	1PCT	NBA ALL-STAR RECORD			AVG	AST	PF-D	ST	TO	BLK	PTS	AVG
								OFF	DEF	TOT								
1984	DEN	1-0	13	15-80	.625	3-40	1.750	1	0	1	2	2-0	1	2	1	13	13.0	
1987	SEA	1-0	17	13-60	.500	2-30	1.667	1	1	2	1	1-0	0	2	0	9	9.0	
1988	CHI	1-0	12	15-10	.500	3-30	1.000	0	1	1	1	3-0	1	3	0	14	14.0	
TOT		3-0	42	13-24	.542	8-10	1.800	2	2	4	4	6-0	2	7	1	36	12.0	

Three-point FG: '87, 1-2 (.500); '88, 1-3 (.333). Total, 2-5 (.400)



**AJINCA, ALEXIS #8**

7-2 CENTER • BORN 5/6/88 • ACQUIRED FROM CHARLOTTE, ALONG WITH TYSON CHANDLER, IN EXCHANGE FOR ERICK DAMPIER, MATT CARROLL, EDUARDO NAJERA AND CASH ON 7/13/10 • TRADED, ALONG WITH A SECOND-ROUND PICK AND CASH, TO TORONTO FOR THE RIGHTS TO GEORGIOS PRINTEZIS

YEAR	GP-GS	MIN	AVG	FGM-FGA	PCT	FTM-FTA	PCT	- REBOUNDS -			AVG	AST	PF-D	STL	TO	BLK	PTS	AVG	HI
								OFF	DEF	TOT									
10-11	10-2	75	7.5	12-32	.375	2-3	.667	5	12	17	1.7	2	13-0	3	1	5	29	2.9	7

Three-point FG: 3-7 (.429)

AKOGNON, JOSH #10

5-10 GUARD • CAL STATE FULLERTON • BORN 2/10/86 • SIGNED TO A10-DAY CONTRACT ON 4/3/13 • FREE AGENT SIGNEE 4/13/13 • WAIVED 7/22/13

YEAR	GP-GS	MIN	AVG	FGM-FGA	PCT	FTM-FTA	PCT	- REBOUNDS -			AVG	AST	PF-D	STL	TO	BLK	PTS	AVG	HI
								OFF	DEF	TOT									
12-13	3-0	9	3.0	2-4	.500	0-0	---	0	1	1	0.3	1	3-0	0	0	0	5	1.7	3

Three-point FG: 1-2 (.500)

ALEXANDER, COURTNEY #8

6-6 GUARD • FRESNO STATE '00 • BORN 4/27/77 • ACQUIRED FROM ORLANDO FOR DALLAS' 2001 FIRST-ROUND DRAFT PICK AND CASH 6/28/00 • TRADED WITH CHRISTIAN LAETTNER, LOY VAUGHT, HUBERT DAVIS, ETAN THOMAS AND CASH FOR JUWAN HOWARD, CALVIN BOOTH AND OBINNA EKEZIE 2/22/01

YEAR	GP-GS	MIN	AVG	FGM-FGA	PCT	FTM-FTA	PCT	- REBOUNDS -			AVG	AST	PF-D	STL	TO	BLK	PTS	AVG	HI
								OFF	DEF	TOT									
00-01	38-6	472	12.4	62-178	.348	33-45	.733	20	43	63	1.7	21	76-1	16	21	3	160	4.2	20

Three-point FG: 3-10 (.300)

ALFORD, STEVE #

6-2 GUARD • D-1987 1ST RND (26TH OVERALL) • INDIANA '87 • BORN 11/23/64 • COMPLETED CONTRACT 5/1/91

YEAR	GP-GS	MIN	AVG	FGM-FGA	PCT	FTM-FTA	PCT	- REBOUNDS -			AVG	AST	PF-D	STL	TO	BLK	PTS	AVG	HI
								OFF	DEF	TOT									
87-88	28-0	197	7.0	21-55	.382	16-17	.941	3	20	23	0.8	23	23-0	17	12	3	59	2.1	10
88-89	9-0	38	4.2	3-11	.273	1-2	.500	0	3	3	0.3	9	3-0	1	1	0	7	0.8	4
89-90	41-0	301	7.4	63-138	.457	35-37	.946	2	23	25	0.6	15	22-0	15	16	3	22	4.1	16
90-91	34-0	236	6.9	59-117	.504	26-31	.839	10	14	24	0.7	8	11-0	8	16	1	11	4.4	15

Three-point FG: 87-88, 1-8 (.125); '88-89, 0-2 (.000); '89-90, 7-22 (.318); '90-91, 7-23 (.304); Total, 15-55 (.273).

ALLEN, MALIK #30

6-9 FORWARD/CENTER • VILLANOVA '00 • BORN 6/27/78 • ACQUIRED WITH JASON KIDD AND ANTOINE WRIGHT FROM NEW JERSEY FOR DEVIN HARRIS, DESAGANA DIOP, TRENTON HASSELL, MAURICE AGER, KEITH VAN HORN, TWO FIRST-ROUND PICKS 2/19/08 • COMPLETED CONTRACT 5/08

YEAR	GP-GS	MIN	AVG	FGM-FGA	PCT	FTM-FTA	PCT	- REBOUNDS -			AVG	AST	PF-D	STL	TO	BLK	PTS	AVG	HI
								OFF	DEF	TOT									
07-08	25-4	335	13.4	33-66	.500	11-12	.917	24	44	68	2.8	15	60-1	4	13	10	77	3.1	12

Three-point FG: None Attempted.

YEAR	GP-GS	MIN	AVG	FGM-FGA	PCT	FTM-FTA	PCT	NBA PLAYOFF STATISTICS			AVG	AST	PF-D	STL	TO	BLK	PTS	AVG	HI
								OFF	DEF	TOT									
07-08	3-0	18	6.0	0-1	.000	0-0	---	0	0	0	0.0	0	4-0	0	0	0	0.0	--	

Three-point FG: None Attempted.

ALLUMS, DARRELL #32

6-9 FORWARD/CENTER • D-1980 5TH RND (103RD OVERALL) • UCLA '80 • BORN 9/12/58 • WAIVED 1/21/80

YEAR	GP-GS	MIN	AVG	FGM-FGA	PCT	FTM-FTA	PCT	- REBOUNDS -			AVG	AST	PF-D	STL	TO	BLK	PTS	AVG	HI
								OFF	DEF	TOT									
80-81	22-3	276	12.5	23-67	.343	13-22	.591	19	46	65	3.0	25	51-2	5	23	8	59	2.7	11

Three-point FG: 0-1 (.000)



**AMINU, AL-FAROUQ #7**

6-9 FORWARD • WAKE FOREST • BORN 9/21/90 • FREE AGENT SIGNEE 7/29/14 • DID NOT EXERCISE CONTRACT OPTION 6/30/15

YEAR	GP-GS	MIN	AVG	FGM-FGA	PCT	FTM-FTA	PCT	- REBOUNDS -			AVG	AST	PF-D	STL	TO	BLK	PTS	AVG	HI
								OFF	DEF	TOT									
14-15	74-3	1366	18.5	147-357	.412	84-118	.712	114	228	342	4.6	59	137-0	70	55	62	412	5.6	17

Three-point FG: 34-124 (.274).

YEAR	GP-GS	MIN	AVG	FGM-FGA	PCT	FTM-FTA	PCT	NBA PLAYOFF STATISTICS			AVG	AST	PF-D	STL	TO	BLK	PTS	AVG	HI
								OFF	DEF	TOT									
14-15	5-2	150	30.0	17-31	.548	15-19	.789	14	22	36	7.2	6	15-1	10	6	8	56	11.2	16

Three-point FG: 7-11 (.636).

ANDERSON, JUSTIN #1

6-6 GUARD/FORWARD • VIRGINIA • BORN 11/19/93 • D-2015 1ST RND (21ST OVERALL) • TRADED TO PHILADELPHIA WITH ANDREW BOGUT AND A 2017 PROTECTED FIRST-ROUND PICK FOR NERLENS NOEL 2/23/17

YEAR	GP-GS	MIN	AVG	FGM-FGA	PCT	FTM-FTA	PCT	- REBOUNDS -			AVG	AST	PF-D	STL	TO	BLK	PTS	AVG	HI
								OFF	DEF	TOT									
15-16	55-9	647	11.8	71-175	.406	44-55	.800	18	114	132	2.4	29	45-0	19	24	25	208	3.8	19
16-17	51-2	710	13.9	111-277	.401	70-88	.795	39	110	149	2.9	32	64-0	28	40	16	329	6.5	19
TOT	106-11	1357	12.8	182-452	.403	114-143	.797	57	224	281	2.7	61	109-0	47	64	41	537	5.1	19

Three-point FG: '15-16, 22-83 (.265); '16-17, 37-122 (.303). Total, 59-205 (.288)

YEAR	GP-GS	MIN	AVG	FGM-FGA	PCT	FTM-FTA	PCT	NBA PLAYOFF STATISTICS			AVG	AST	PF-D	STL	TO	BLK	PTS	AVG	HI
								OFF	DEF	TOT									
15-16	5-1	95	19.0	17-37	.459	9-14	.643	9	11	20	4.0	7	12-0	4	5	3	47	9.4	14

Three-point FG: 4-13 (.308)

ANSTEY, CHRIS #11

7-0 FORWARD • BORN 1/1/75 • AUSTRALIA • ACQUIRED FROM PORTLAND FOR THE RIGHTS TO KELVIN CATO AND CASH 6/25/97 • TRADED TO CHICAGO FOR THE BULLS' 2000 SECOND-ROUND DRAFT CHOICE 9/29/99

YEAR	GP-GS	MIN	AVG	FGM-FGA	PCT	FTM-FTA	PCT	- REBOUNDS -			AVG	AST	PF-D	STL	TO	BLK	PTS	AVG	HI
								OFF	DEF	TOT									
97-98	41-8	680	16.6	92-231	.398	53-74	.716	53	104	157	3.8	35	95-1	31	41	27	240	5.9	26
98-99	41-4	470	11.5	50-139	.360	34-48	.708	35	62	97	2.4	27	98-1	18	26	13	134	3.3	12
TOT	82-1	1150	14.0	142-370	.384	87-122	.713	88	166	254	3.1	62	193-2	49	67	40	374	4.6	26

Three-point FG: '97-98, 3-16 (.188); '98-99, 0-7 (.000). Total, 3-23 (.130)

ANDETOKOUNMPO, KOSTAS #37

6-10 FORWARD • DAYTON • BORN 11/20/97 • DRAFT RIGHTS ACQUIRED WITH THE DRAFT RIGHTS TO THE 56TH OVERALL PICK RAY SPALDING FROM PHILADELPHIA IN EXCHANGE FOR THE DRAFT RIGHTS TO THE 54TH OVERALL SELECTION SHAKE MILTON • WAIVED 7/19/19

YEAR	GP-GS	MIN	AVG	FGM-FGA	PCT	FTM-FTA	PCT	- REBOUNDS -			AVG	AST	PF-D	STL	TO	BLK	PTS	AVG	HI
								OFF	DEF	TOT									
18-19	2-0	11	5.3	0-3	.000	2-4	.500	0	1	1	0.5	0	0-0	2	1	0	2	1.0	1

Three-point FG: None Attempted.

ARMSTRONG, DARRELL #10

6-1 GUARD • FAYETTEVILLE STATE • BORN 6/22/68 • TRADED BY NEW ORLEANS TO DALLAS FOR DAN DICKAU AND A 2005 SECOND-ROUND PICK 12/3/04 • TRADED TO INDIANA WITH RAWLE MARSHALL AND JOSH POWELL FOR ANTHONY JOHNSON 6/24/06

YEAR	GP-GS	MIN	AVG	FGM-FGA	PCT	FTM-FTA	PCT	- REBOUNDS -			AVG	AST	PF-D	STL	TO	BLK	PTS	AVG	HI
								OFF	DEF	TOT									
04-05	52-7	576	11.1	36-118	.305	39-47	.830	19	48	67	2.2	113	62-1	30	39	6	122	2.3	7
05-06	62-2	622	10.0	43-128	.336	33-42	.786	18	63	81	1.4	86	71-0	27	58	3	130	2.1	12
TOT	114-9	1198	10.5	79-246	.321	72-89	.809	37	111	148	1.7	199	133-1	57	97	9	252	2.2	12

Three-point FG: '04-05, 11-41 (.268); '05-06, 11-48 (.229). Total, 22-89 (.247)

YEAR	GP-GS	MIN	AVG	FGM-FGA	PCT	FTM-FTA	PCT	NBA PLAYOFF STATISTICS			AVG	AST	PF-D	STL	TO	BLK	PTS	AVG	HI
								OFF	DEF	TOT									
04-05	9-0	66	7.3	8-16	.500	0-0	.000	3	1	4	1.0	9	9-0	3	2	2	18	2.0	9
05-06	11-0	47	4.3	3-15	.200	2-2	1.000	1	6	7	0.2	2	9-0	3	1	1	8	0.7	2
TOT	20-0	113	5.7	11-31	.355	2-2	1.000	4	7	11	0.6	11	18-0	6	3	3	26	1.3	9

Three-point FG: 2005, 2-8 (.250); 2006, 0-7 (.000). Total, 2-15 (.133)



**AZUBUIKE, KELENN #4**

6-5 GUARD/FORWARD • KENTUCKY • BORN 12/16/83 • FREE AGENT SIGNEE 3/23/12 • TRADED TO CLEVELAND WITH THE DRAFT RIGHTS TO TYLER ZELLER (17TH OVERALL PICK) IN EXCHANGE FOR THE DRAFT RIGHTS TO JARED CUNNINGHAM (24TH OVERALL PICK), BERNARD JAMES (33RD OVERALL SELECTION) AND JAE CROWDER (34TH OVERALL PICK) 6/28/12

YEAR	GP-GS	MIN	AVG	FGM-FGA	PCT	FTM-FTA	PCT	- REBOUNDS -			TOT	AVG	AST	PF-D	STL	TO	BLK	PTS	AVG	HI
								OFF	DEF	DEF										
11-12	3-0	18	2.3	3-8	.375	0-0	---	0	0	0	0.0	0	1-0	1	4	0	7	2.3	7	

Three-point FG: 1-3 (.333)

YEAR	GP-GS	MIN	AVG	FGM-FGA	PCT	FTM-FTA	PCT	NBA PLAYOFF STATISTICS			TOT	AVG	AST	PF-D	STL	TO	BLK	PTS	AVG	HI
								OFF	DEF	DEF										
11-12	1-0	5	3.0	1-3	.333	0-0	---	1	0	1	1.0	0	0-0	1	1	0	3	3.0	3	

Three-point FG: 1-1 (1.000)

BARDO, STEPHEN #23

6-5 GUARD • ILLINOIS '90 • BORN 4/5/68 • FREE AGENT SIGNEE 10/7/92 • WAIVED 1/6/93

YEAR	GP-GS	MIN	AVG	FGM-FGA	PCT	FTM-FTA	PCT	- REBOUNDS -			TOT	AVG	AST	PF-D	STL	TO	BLK	PTS	AVG	HI
								OFF	DEF	DEF										
92-93	23-0	175	7.6	19-62	.306	12-17	.706	10	27	37	1.6	29	28-0	8	17	3	51	2.2	6	

Three-point FG: 1-6 (.167)

BAREA, JOSE JUAN #11 (2006-10), #5 (2014-20)

5-10 GUARD • NORTHEASTERN • BORN 2/27/83 • ROOKIE FREE AGENT SIGNEE 8/11/06 • RE-SIGNED 7/9/08 • COMPLETED CONTRACT 6/30/11 • RETURNED TO DALLAS AS FREE AGENT SIGNEE 10/29/14 • RE-SIGNED 7/16/15 • RE-SIGNED 8/19/19 • RE-SIGNED 12/1/20 • WAIVED 12/10/20

YEAR	GP-GS	MIN	AVG	FGM-FGA	PCT	FTM-FTA	PCT	- REBOUNDS -			TOT	AVG	AST	PF-D	STL	TO	BLK	PTS	AVG	HI
								OFF	DEF	DEF										
06-07	33-1	191	5.8	28-78	.359	16-24	.667	7	18	25	0.8	24	19-0	1	14	1	78	2.4	16	
07-08	44-9	460	10.5	71-170	.418	28-35	.800	4	43	47	1.1	58	48-0	14	35	1	191	4.3	25	
08-09	79-15	1600	20.3	246-557	.442	70-93	.753	36	141	177	2.2	269	121-1	37	105	5	617	7.8	26	
09-10	78-18	1546	19.8	232-527	.440	76-90	.844	17	129	146	1.9	258	119-1	35	102	6	596	7.6	23	
10-11	81-2	1669	20.6	285-649	.439	133-157	.847	29	130	159	2.0	317	136-1	30	136	1	769	9.5	29	
14-15	77-10	1362	17.7	225-536	.420	76-94	.809	23	111	134	1.7	263	104-0	33	70	1	580	7.5	22	
15-16	74-16	1667	22.5	317-711	.446	74-96	.771	26	126	152	2.1	302	110-0	26	113	2	808	10.9	32	
16-17	35-6	771	22.0	142-343	.414	44-51	.863	9	75	84	2.4	193	30-0	14	63	1	381	10.9	17	
17-18	69-11	1603	23.2	303-690	.439	80-102	.784	15	186	201	2.9	434	83-0	35	143	3	801	11.6	23	
18-19	38-0	752	19.8	161-385	.418	55-78	.705	13	82	95	2.5	211	50-0	22	72	1	415	10.9	23	
19-20	29-6	450	15.5	85-207	.411	20-22	.909	10	43	53	1.8	112	27-0	5	38	2	222	7.7	24	
TOT	637-93	12071	18.9	2095-4853	.424	672-842	.798	189	1084	1273	2.0	2441	847-3	252	891	24	5458	8.6	32	

Three-point FG: '06-07, 6-21 (.286); '07-08, 21-54 (.389); '08-09, 55-154 (.357); '09-10, 56-157 (.357); '10-11, 66-189 (.349); '14-15, 54-167 (.323); '15-16, 100-260 (.385); '16-17, 53-148 (.358); '17-18, 115-313 (.367); '18-19, 38-128 (.297). Total, 596-1676 (.356)

YEAR	GP-GS	MIN	AVG	FGM-FGA	PCT	FTM-FTA	PCT	NBA PLAYOFF STATISTICS			TOT	AVG	AST	PF-D	STL	TO	BLK	PTS	AVG	HI
								OFF	DEF	DEF										
06-07	2-0	4	2.0	0-0	---	0-2	.000	0	0	0	0.0	0	0-0	0	0	0	0	0.0	0	
07-08	1-0	5	5.0	3-4	.750	0-0	---	0	0	0	0.0	1	1-0	0	0	0	8	8.0	8	
08-09	10-4	221	22.1	31-71	.437	9-13	.692	3	17	20	2.0	34	13-0	3	6	0	76	7.6	13	
09-10	6-0	105	17.5	15-37	.405	1-3	.333	4	8	12	2.0	15	13-1	2	10	1	35	5.8	14	
09-10	21-3	390	18.6	72-172	.419	27-34	.794	8	31	39	1.9	71	28-0	6	23	0	187	8.9	22	
14-15	5-2	154	30.8	25-57	.439	5-6	.833	5	19	24	4.8	37	17-0	4	14	0	59	11.8	17	
15-16	4-2	100	25.0	11-34	.324	2-2	1.000	0	6	6	1.5	20	8-0	0	11	0	25	6.3	15	
19-20	1-0	5	5.0	0-1	.000	3-3	1.000	0	0	0	0.0	0	1-0	0	1	0	3	3.0	3	
TOT	50-11	984	19.7	157-376	.418	47-63	.746	20	81	101	2.0	178	81-1	15	65	1	393	7.9	22	

Three-point FG: '06-07, None Attempted; '07-08, 2-2 (1.000); '08-09, 5-16 (.313); '09-10, 4-10 (.400); '10-11, 16-50 (.320); '14-15, 4-16 (.250); '15-16, 1-8 (.125); '19-20, None Attempted. Total, 32-102 (.314)

BARNES, HARRISON #40

6-8 FORWARD • NORTH CAROLINA • BORN 7/6/90 • FREE AGENT SIGNEE 7/8/16 • TRADED TO SACRAMENTO IN EXCHANGE FOR JUSTIN JACKSON AND ZACH RANDOLPH 2/7/19

YEAR	GP-GS	MIN	AVG	FGM-FGA	PCT	FTM-FTA	PCT	- REBOUNDS -			TOT	AVG	AST	PF-D	STL	TO	BLK	PTS	AVG	HI
								OFF	DEF	DEF										
16-17	79-79	2804	35.5	599-1280	.468	242-281	.861	93	301	394	5.0	116	128-0	65	102	15	1518	19.2	34	
17-18	77-77	2635	34.2	537-1208	.445	259-313	.827	77	391	468	6.1	152	94-0	49	118	14	1452	18.9	31	
18-19	49-49	1584	32.3	290-717	.404	165-198	.833	36	171	207	4.2	62	79-0	33	68	11	866	17.7	30	
TOT	205-205	7021	34.2	1426-3205	.445	666-792	.841	206	863	1069	5.2	330	301-0	147	288	40	3836	18.7	34	

Three-point FG: '16-17, 78-222 (.351); '17-18, 119-333 (.357); '18-19, 121-311 (.389). Total, 318-866 (.367)

BASS, BRANDON #32

6-8 FORWARD/CENTER • LSU '05 • BORN 4/30/85 • FREE AGENT SIGNEE 7/26/07 • COMPLETED CONTRACT 5/1/09

YEAR	GP-GS	MIN	AVG	FGM-FGA	PCT	FTM-FTA	PCT	- REBOUNDS -			TOT	AVG	AST	PF-D	STL	TO	BLK	PTS	AVG	HI
								OFF	DEF	DEF										
07-08	79-1	1557	19.7	246-493	.499	162-197	.822	120	227	347	4.4	58	150-0	22	82	48	654	8.3	21	
08-09	81-0	1574	19.4	252-508	.496	182-210	.867	129	238	367	4.5	43	140-0	27	86	55	686	8.5	20	

Three-point FG: None Attempted.

YEAR	GP-GS	MIN	AVG	FGM-FGA	PCT	FTM-FTA	PCT	NBA PLAYOFF STATISTICS			TOT	AVG	AST	PF-D	STL	TO	BLK	PTS	AVG	HI
								OFF	DEF	DEF										
07-08	5-0	133	26.6	17-36	.472	24-25	.960	20	14	34	6.8	2	12-0	3	3	3	58	11.6	19	
08-09	10-0	192	19.2	33-60	.550	28-31	.903	13	28	41	4.1	7	22-0	7	4	4	94	9.4	17	

Three-point FG: '07-08, 0-1 (.000).



**BEAUBOIS, RODRIGUE #3**

6-2 GUARD • GUADELOUPE • BORN 2/24/88 • ACQUIRED WITH A SECOND-ROUND PICK FROM OKLAHOMA CITY IN EXCHANGE FOR B.J. MULLENS • COMPLETED CONTRACT 6/30/13

YEAR	GP-GS	MIN	AVG	FGM-FGA	PCT	FTM-FTA	PCT	- REBOUNDS -			AVG	AST	PF-D	STL	TO	BLK	PTS	AVG	HI
								OFF	DEF	TOT									
09-10	56-16	702	12.5	155-299	.518	42-52	.808	12	66	78	1.4	74	84-1	29	54	12	397	7.1	40
10-11	28-26	498	17.8	94-223	.422	23-30	.767	7	45	52	1.9	64	76-0	20	47	8	236	8.4	18
11-12	53-12	1152	21.7	188-445	.422	58-69	.841	19	132	151	2.8	152	98-0	56	70	28	472	8.9	25
12-13	45-0	553	12.3	65-176	.369	30-38	.789	9	48	57	1.3	84	54-0	19	33	4	181	4.0	19
TOT	182-54	2905	16.0	502-1143	.439	153-189	.810	47	291	338	1.9	374	312-1	124	204	52	1286	7.1	40

Three-point FG: '09-10, 45-110 (.409); '10-11, 25-83 (.301); '11-12, 38-132 (.288); '12-13, 21-72 (.292). Total, 129-397 (.325)

YEAR	GP-GS	MIN	AVG	FGM-FGA	PCT	FTM-FTA	PCT	NBA PLAYOFF STATISTICS			AVG	AST	PF-D	STL	TO	BLK	PTS	AVG	HI
								OFF	DEF	TOT									
09-10	4-0	31	7.8	9-19	.474	1-3	.333	2	4	6	1.5	4	5-0	0	3	0	21	5.3	16
11-12	2-0	12	6.0	0-2	.000	0-0	--	0	1	1	0.5	2	1-0	0	1	0	0	0.0	0
TOT	6-0	43	7.2	9-21	.429	1-3	.333	2	5	7	1.2	6	6-0	0	4	0	21	3.5	16

Three-point FG: 2010, 2-6 (.474); 2012, 0-1 (.000). Total, 2-7 (.286)

BELL, CHARLIE #3

6-3 GUARD • MICHIGAN STATE '01 • BORN 3/12/79 • FREE AGENT SIGNEE 1/12/02 • WAIVED 2/21/02

YEAR	GP-GS	MIN	AVG	FGM-FGA	PCT	FTM-FTA	PCT	- REBOUNDS -			AVG	AST	PF-D	STL	TO	BLK	PTS	AVG	HI
								OFF	DEF	TOT									
01-02	2-0	2	1.0	0-0	.000	0-0	.000	0	1	1	0.5	0	0-0	0	0	0	0	0.0	0

Three-point FG: None Attempted.

BELL, RAJA #11

6-5 GUARD • FLORIDA INTERNATIONAL '99 • BORN 9/19/76 • FREE AGENT SIGNEE 10/1/02 • COMPLETED CONTRACT 6/30/03

YEAR	GP-GS	MIN	AVG	FGM-FGA	PCT	FTM-FTA	PCT	- REBOUNDS -			AVG	AST	PF-D	STL	TO	BLK	PTS	AVG	HI
								OFF	DEF	TOT									
02-03	75-32	1173	15.6	93-211	.411	23-34	.676	47	98	145	1.9	57	134-1	52	43	8	230	3.1	13

Three-point FG: 3-10 (.300)

YEAR	GP-GS	MIN	AVG	FGM-FGA	PCT	FTM-FTA	PCT	NBA PLAYOFF STATISTICS			AVG	AST	PF-D	STL	TO	BLK	PTS	AVG	HI
								OFF	DEF	TOT									
02-03	17-7	305	17.9	40-73	.548	11-20	.550	13	38	51	3.0	27	41-0	5	6	0	97	5.7	16

Three-point FG: 6-13 (.462)

BENTIL, BEN #42

6-9 FORWARD • PROVIDENCE • BORN 3/25/95 • SIGNED TO A 10-DAY CONTRACT 2/26/17 • COMPLETED 10-DAY CONTRACT 3/7/17

YEAR	GP-GS	MIN	AVG	FGM-FGA	PCT	FTM-FTA	PCT	- REBOUNDS -			AVG	AST	PF-D	STL	TO	BLK	PTS	AVG	HI
								OFF	DEF	TOT									
16-17	3-0	10	3.3	0-3	.000	0-0	--	0	2	2	0.7	0	1-0	0	1	0	0	0.0	0

Three-point FG: 0-1 (.000)

BEST, TRAVIS #3

5-11 GUARD • GEORGIA TECH '95 • BORN 7/12/72 • FREE AGENT SIGNEE 8/22/03 • COMPLETED CONTRACT 5/1/04

YEAR	GP-GS	MIN	AVG	FGM-FGA	PCT	FTM-FTA	PCT	- REBOUNDS -			AVG	AST	PF-D	STL	TO	BLK	PTS	AVG	HI
								OFF	DEF	TOT									
03-04	61-1	762	12.5	64-172	.372	40-46	.870	17	51	68	1.1	112	66-0	31	33	4	171	2.8	13

Three-point FG: 3-20 (.150)

BLAB, UWE #33

7-1 CENTER • D-1985 1ST RND (17TH OVERALL) • INDIANA '85 • BORN 3/26/62 • COMPLETED CONTRACT 4/89

YEAR	GP-GS	MIN	AVG	FGM-FGA	PCT	FTM-FTA	PCT	- REBOUNDS -			AVG	AST	PF-D	STL	TO	BLK	PTS	AVG	HI
								OFF	DEF	TOT									
85-86	48-0	409	8.5	44-94	.468	36-67	.537	25	66	91	1.9	17	65-0	3	28	12	124	2.6	14
86-87	30-0	160	5.3	20-51	.392	13-28	.464	11	25	36	1.2	13	33-0	4	15	9	53	1.8	7
87-88	73-1	658	9.0	58-132	.439	46-65	.708	52	82	134	1.8	35	108-1	8	49	29	162	2.2	12
88-89	37-0	208	5.6	24-52	.462	20-25	.800	11	33	44	1.2	12	36-0	3	14	13	68	1.8	10
TOT	188-1	1435	7.6	146-329	.444	115-185	.622	99	206	305	1.6	77	242-1	18	106	63	407	2.2	14

Three-point FG: None Attempted.

YEAR	GP-GS	MIN	AVG	FGM-FGA	PCT	FTM-FTA	PCT	NBA PLAYOFF STATISTICS			AVG	AST	PF-D	STL	TO	BLK	PTS	AVG	HI
								OFF	DEF	TOT									
85-86	1-0	6	6.0	2-3	.667	0-0	--	0	1	1	1.0	0	1-0	0	0	0	4	4.0	4
86-87	1-0	10	10.0	1-1	1.000	1-4	.250	1	2	3	3.0	0	4-0	1	2	1	3	3.0	3
87-88	3-0	8	2.7	0-2	.000	2-2	1.000	1	0	1	0.3	1	1-0	0	1	0	2	0.7	2
TOT	5-0	24	4.8	3-6	.500	3-6	.500	2	3	5	1.0	1	6-0	1	3	1	9	1.8	4

Three-point FG: None Attempted.



**BLACKMAN, ROLANDO #22**

6-6 GUARD • D-1981 1ST RND (9TH OVERALL) • KANSAS STATE '81 • BORN 2/26/59 • TRADED TO NEW YORK FOR 1995 FIRST-ROUND CHOICE 6/24/92

YEAR	GP-GS	MIN	AVG	FGM-FGA	PCT	FTM-FTA	PCT	- REBOUNDS -			AVG	AST	PF-D	STL	TO	BLK	PTS	AVG	HI
								OFF	DEF	TOT									
81-82	82-16	1979	24.1	439-855	.513	212-276	.768	97	157	254	3.1	105	122-0	46	113	30	1091	13.3	27
82-83	75-62	2349	31.3	513-1042	.492	297-381	.780	108	185	293	3.9	185	116-0	37	118	29	1326	17.7	38
83-84	81-81	3025	37.3	721-1320	.546	372-458	.812	124	249	373	4.6	288	127-0	56	169	37	1815	22.4	43
84-85	81-80	2834	35.0	625-1230	.508	342-413	.828	107	193	300	3.7	289	96-0	61	162	16	1598	19.7	36
85-86	82-81	2787	34.0	677-1318	.514	404-483	.836	88	203	291	3.5	271	138-0	79	189	25	1762	21.5	46
86-87	80-80	2758	34.5	626-1264	.495	419-474	.884	96	182	278	3.5	266	142-0	64	174	21	1676	21.0	41
87-88	71-69	2580	36.3	497-1050	.473	331-379	.873	82	164	246	3.5	262	112-0	64	144	18	1325	18.7	32
88-89	78-78	2946	37.8	594-1249	.476	316-370	.854	70	203	273	3.5	288	137-0	65	165	20	1534	19.7	37
89-90	80-80	2934	36.7	626-1256	.498	287-340	.844	88	192	280	3.5	289	128-0	77	174	21	1552	19.4	35
90-91	80-80	2965	37.1	634-1316	.482	282-326	.865	63	193	256	3.2	301	153-0	69	159	19	1590	19.9	37
91-92	75-74	2527	33.7	535-1161	.461	239-266	.898	78	161	239	3.2	204	134-0	50	153	22	1374	18.3	31
TOT	865-781	29684	34.3	6487-13061	.497	3501-4166	.840	1001	2082	3083	3.6	2748	1405-0	668	1720	258	16643	19.2	46

Three-point FG: '81-82, 1-4 (.250); '82-83, 3-15 (.200); '83-84, 1-11 (.091); '84-85, 6-20 (.300); '85-86, 4-29 (.138); '86-87, 5-15 (.333); '87-88, 0-5 (.000); '88-89, 30-85 (.353); '89-90, 13-43 (.302); '90-91, 40-114 (.351); '91-92, 65-169 (.385). Total, 168-510 (.329)

YEAR	GP-GS	MIN	AVG	FGM-FGA	PCT	FTM-FTA	PCT	NBA PLAYOFF STATISTICS			AVG	AST	PF-D	STL	TO	BLK	PTS	AVG	HI
								OFF	DEF	TOT									
83-84	10-10	397	39.7	93-175	.531	53-63	.841	15	26	41	4.1	40	15-0	6	24	4	239	23.9	31
84-85	4-4	169	42.3	47-92	.511	36-38	.947	11	15	26	6.5	19	8-0	2	14	2	131	32.8	43
85-86	10-10	371	37.1	83-167	.497	42-53	.792	15	20	35	3.5	32	26-1	8	20	1	208	20.8	28
86-87	4-4	153	38.3	36-73	.493	22-24	.917	4	10	14	3.5	17	7-0	2	8	0	94	23.5	27
87-88	17-17	672	39.5	126-261	.483	55-62	.887	26	29	55	3.2	77	28-0	15	25	3	307	18.1	31
89-90	3-3	127	42.3	24-54	.444	10-10	1.000	2	7	9	3.0	13	7-0	6	13	2	60	20.0	23
TOT	48-48	1889	39.4	409-822	.498	218-250	.872	73	107	180	3.8	198	91-1	39	104	12	1039	21.6	43

Three-point FG: '83-84, 0-0 (.000); '84-85, 1-2 (.500); '85-86, 0-1 (.000); '86-87, 0-1 (.000); '87-88, 0-3 (.000); '89-90, 2-5 (.400); Total, 3-12 (.250)

YEAR	SITE	GP-GS	MIN	FGM-FGA	PCT	FTM-FTA	PCT	NBA ALL-STAR STATISTICS			AVG	AST	PF-D	STL	TO	BLK	PTS	AVG
								OFF	DEF	TOT								
1985	IND	1-0	23	7-14	.500	1-2	.500	1	2	3	2	1-0	1	0	1	15	15.0	
1986	DAL	1-0	22	6-11	.545	0-0	-	1	3	4	8	1-0	2	1	1	12	12.0	
1987	SEA	1-0	22	9-15	.600	11-13	.846	1	3	4	1	2-0	0	2	0	29	29.0	
1990	MIA	1-0	21	7-9	.778	1-1	1.000	1	1	2	2	1-0	2	2	0	15	15.0	
TOT		4-0	88	29-49	.592	13-16	.813	4	9	13	13	5-0	5	5	2	71	17.8	

Three-point FG: None Attempted.

BLAIR, DEJUAN #45

6-7 CENTER/FORWARD • PITTSBURGH • BORN 4/22/89 • FREE AGENT SIGNEE 8/7/13 • TRADED TO WASHINGTON AS PART OF A SIGN-AND-TRADE DEAL IN EXCHANGE FOR THE RIGHTS TO EMIR PRELDZIC 7/16/14

YEAR	GP-GS	MIN	AVG	FGM-FGA	PCT	FTM-FTA	PCT	- REBOUNDS -			AVG	AST	PF-D	STL	TO	BLK	PTS	AVG	HI
								OFF	DEF	TOT									
13-14	78-13	1214	15.6	210-393	.534	77-121	.636	139	229	368	4.7	70	192-1	60	77	21	497	6.4	18

THREE-POINT FG: 0-2 (.000)

YEAR	GP-GS	MIN	AVG	FGM-FGA	PCT	FTM-FTA	PCT	NBA PLAYOFF STATISTICS			AVG	AST	PF-D	STL	TO	BLK	PTS	AVG	HI
								OFF	DEF	TOT									
13-14	6-0	81	13.4	16-27	.593	8-13	.615	14	23	37	6.2	1	14-0	12	5	0	40	6.7	12

Three-point FG: None Attempted.

BOGUT, ANDREW #6

7-0 CENTER • UTAH • BORN 11/28/84 • ACQUIRED WITH A FUTURE SECOND-ROUND PICK FROM GOLDEN STATE FOR A FUTURE CONDITIONAL SECOND-ROUND PICK 7/7/16 • TRADED WITH JUSTIN ANDERSON AND A 2017 PROTECTED FIRST-ROUND PICK TO PHILADELPHIA FOR NERLENS NOEL 2/23/17

YEAR	GP-GS	MIN	AVG	FGM-FGA	PCT	FTM-FTA	PCT	- REBOUNDS -			AVG	AST	PF-D	STL	TO	BLK	PTS	AVG	HI
								OFF	DEF	TOT									
16-17	26-21	582	22.4	38-81	.469	3-11	.273	56	162	218	8.4	49	84-2	13	43	25	79	3.0	8

Three-point FG: 0-1 (.000)

BOND, WALTER #40

6-5 GUARD • MINNESOTA '91 • BORN 2/1/69 • FREE AGENT SIGNEE 10/7/92 • COMPLETED CONTRACT 4/93

YEAR	GP-GS	MIN	AVG	FGM-FGA	PCT	FTM-FTA	PCT	- REBOUNDS -			AVG	AST	PF-D	STL	TO	BLK	PTS	AVG	HI
								OFF	DEF	TOT									
92-93	74-38	1578	21.3	227-565	.402	129-167	.772	52	144	196	2.6	122	223-3	75	112	18	590	8.0	25

Three-point FG: 7-42 (.167)

BOOTH, CALVIN #52

6-11 CENTER • PENN STATE '99 • BORN 5/7/76 • ACQUIRED FROM WASHINGTON WITH JUWAN HOWARD AND OBINNA EKEZIE FOR CHRISTIAN LAETTNER, LOY VAUGHT, ETAN THOMAS, HUBERT DAVIS, COURTNEY ALEXANDER AND CASH 2/22/01 • CONTRACT COMPLETE 5/01 • ACQUIRED FROM SEATTLE FOR DANNY FORTSON 7/26/04 • TRADED TO MILWAUKEE WITH ALAN HENDERSON FOR KEITH VAN HORN 2/24/05

YEAR	GP-GS	MIN	AVG	FGM-FGA	PCT	FTM-FTA	PCT	- REBOUNDS -			AVG	AST	PF-D	STL	TO	BLK	PTS	AVG	HI
								OFF	DEF	TOT									
00-01	15-7	293	19.5	46-84	.548	20-33	.606	24	48	72	4.8	19	55-0	12	17	30	112	7.5	12
04-05	34-1	262	7.7	34-79	.430	14-16	.875	16	42	58	1.7	4	55-0	11	8	16	82	2.4	10
TOT	49-8	555	11.3	80-163	.491	34-49	.694	40	130	130	2.7	23	110-0	23	25	46	194	4.0	12

THREE-POINT FG: '00-01, NONE ATTEMPTED; '04-05, 0-1 (.000). TOTAL, 0-1 (.000)

YEAR	GP-GS	MIN	AVG	FGM-FGA	PCT	FTM-FTA	PCT	NBA PLAYOFF STATISTICS			AVG	AST	PF-D	STL	TO	BLK	PTS	AVG	HI
								OFF	DEF	TOT									
2001	10-0	137	13.7	15-37	.405	8-9	.889	16	12	28	2.8	2	29-0	7	4	6	38	3.8	16

Three-point FG: None Attempted.



**BOYNES, WINFORD #6**

6-7 GUARD • DISPERSAL CHOICE FROM NEW JERSEY • SAN FRANCISCO '79 • BORN 5/17/57 • WAIVED 2/19/81

YEAR	GP-GS	MIN	AVG	FGM-FGA	PCT	FTM-FTA	PCT	- REBOUNDS -			AVG	AST	PF-D	STL	TO	BLK	PTS	AVG	HI
								OFF	DEF	TOT									
80-81	44-17	757	17.2	121-313	.387	45-55	.818	24	51	75	1.7	37	79-1	23	69	16	287	6.5	22

Three-point FG: None Attempted.

BRADLEY, SHAWN #44

7-6 CENTER • BRIGHAM YOUNG '95 • BORN 3/22/72 • ACQUIRED FROM NEW JERSEY WITH ED O'BANNON, ROBERT PACK AND KHALID REEVES FOR SAM CASSELL, CHRIS GATLING, JIM JACKSON, GEORGE MCCLOUD AND ERIC MONTROSS 2/17/97 • WAIVED 9/18/05

YEAR	GP-GS	MIN	AVG	FGM-FGA	PCT	FTM-FTA	PCT	- REBOUNDS -			AVG	AST	PF-D	STL	TO	BLK	PTS	AVG	HI
								OFF	DEF	TOT									
96-97	33-32	1060	32.1	207-449	.461	68-106	.642	103	183	286	8.7	32	115-3	17	70	88	482	14.6	32
97-98	64-46	1822	28.5	300-711	.422	130-180	.722	164	354	518	8.1	60	214-9	51	96	214	731	11.4	26
98-99	49-33	1294	26.4	167-348	.480	86-115	.748	130	262	392	8.0	40	153-2	35	56	159	420	8.6	20
99-00	77-54	1901	24.7	266-555	.479	114-149	.765	160	337	497	6.5	60	260-7	71	74	190	647	8.4	26
00-01	82-35	2001	24.4	219-447	.490	140-178	.787	160	448	608	7.4	38	256-6	36	88	228	579	7.1	22
01-02	53-16	757	14.3	78-163	.479	59-64	.922	53	123	176	3.3	20	128-3	28	25	64	215	4.1	15
02-03	81-39	1731	21.4	201-375	.536	141-175	.806	151	325	476	5.9	54	242-5	65	67	170	543	6.7	16
03-04	66-5	773	11.7	89-188	.473	41-49	.837	72	101	173	2.6	20	130-1	33	17	74	219	3.3	13
04-05	77-14	882	11.5	84-186	.452	43-63	.683	70	144	214	2.8	15	153-1	25	33	63	211	2.7	15
TOT	582-274	12221	21.0	1611-3422	.471	822-1079	.762	1063	2277	3340	5.7	339	1651-37	361	526	1250	4047	7.0	32

THREE-POINT FG: '96-97, 0-3 (.000); '97-98, 1-3 (.333); '98-99, 0-4 (.000); '99-00, 1-5 (.200); '00-01, 1-6 (.167); '01-02, 0-1 (.000); '02-03, 0-1 (.000); '03-04, 0-1 (.000). TOTAL, 3-24 (.125)

NBA PLAYOFF STATISTICS

YEAR	GP-GS	MIN	AVG	FGM-FGA	PCT	FTM-FTA	PCT	- REBOUNDS -			AVG	AST	PF-D	STL	TO	BLK	PTS	AVG	HI
								OFF	DEF	TOT									
00-01	10-10	256	25.6	27-51	.529	10-13	.769	24	47	71	7.1	5	37-1	4	10	30	64	6.4	10
01-02	7-0	25	3.6	3-6	.500	0-0	.000	1	4	5	0.7	0	9-0	0	1	6	0.9	2	
02-03	17-7	246	14.5	20-50	.400	9-12	.750	23	42	65	3.8	5	48-2	3	15	14	49	2.9	7
03-04	2-0	3	1.5	0-0	.000	0-0	.000	0	0	0	0.0	0	1-0	0	0	0	0.0	0	
04-05	7-0	27	3.9	4-6	.667	1-2	.500	4	2	6	0.9	0	7-0	0	0	2	9	1.3	5
TOT	43-17	557	13.0	54-113	.478	21-27	.778	52	95	147	3.4	10	102-3	7	26	47	128	3.0	10

Three-point FG: '02-03, 0-1 (.000). Total, 0-1 (.000)

BRAND, ELTON #42

6-9 FORWARD/CENTER • DUKE • BORN 3/11/79 • AWARDED TO DALLAS VIA AMNESTY WAIVER CLAIM 7/13/12 • COMPLETED CONTRACT 6/30/13

YEAR	GP-GS	MIN	AVG	FGM-FGA	PCT	FTM-FTA	PCT	- REBOUNDS -			AVG	AST	PF-D	STL	TO	BLK	PTS	AVG	HI
								OFF	DEF	TOT									
12-13	72-18	1527	21.2	226-478	.473	66-93	.710	130	300	430	6.0	70	192-0	50	57	90	518	7.2	20

Three-point FG: 0-1 (.000)

BREWER, COREY #13

6-9 FORWARD • FLORIDA • BORN 3/5/86 • FREE AGENT SIGNEE 3/3/11 • TRADED TO DENVER ALONG WITH RUDY FERNANDEZ FOR A SECOND-ROUND DRAFT PICK IN 2016 12/13/11

YEAR	GP-GS	MIN	AVG	FGM-FGA	PCT	FTM-FTA	PCT	- REBOUNDS -			AVG	AST	PF-D	STL	TO	BLK	PTS	AVG	HI
								OFF	DEF	TOT									
10-11	13-2	148	11.4	25-51	.490	15-21	.714	12	11	23	1.8	12	25-0	11	10	2	69	5.3	20

Three-point FG: 4-13 (.308)

NBA PLAYOFF STATISTICS

YEAR	GP-GS	MIN	AVG	FGM-FGA	PCT	FTM-FTA	PCT	- REBOUNDS -			AVG	AST	PF-D	STL	TO	BLK	PTS	AVG	HI
								OFF	DEF	TOT									
10-11	6-0	23	3.8	4-9	.444	0-0	.000	0	2	2	0.3	1	5-0	4	2	0	9	1.5	5

Three-point FG: 1-3 (.333)

BRISTOW, ALLAN #23

6-7 FORWARD • VIRGINIA TECH '73 • BORN 8/23/51 • ACQUIRED FROM UTAH WITH WAYNE COOPER FOR BILL ROBINZINE 8/20/81 • COMPLETED CONTRACT 4/83

YEAR	GP-GS	MIN	AVG	FGM-FGA	PCT	FTM-FTA	PCT	- REBOUNDS -			AVG	AST	PF-D	STL	TO	BLK	PTS	AVG	HI
								OFF	DEF	TOT									
81-82	82-54	2035	24.8	218-499	.437	134-164	.817	119	220	339	5.5	448	222-2	65	165	6	573	7.0	16
82-83	37-0	371	10.0	44-99	.444	10-14	.714	24	35	59	1.9	70	46-0	6	31	1	104	2.8	10

Three-point FG: '81-82, 3-18 (.167); '82-83, 6-13 (.462). Total, 9-31 (.290)

BROEKHOFF, RYAN #45

6-6 GUARD/FORWARD • VALPARAISO '13 • BORN 8/23/90 • FREE AGENT SIGNEE 8/6/18 • WAIVED 2/11/20

YEAR	GP-GS	MIN	AVG	FGM-FGA	PCT	FTM-FTA	PCT	- REBOUNDS -			AVG	AST	PF-D	STL	TO	BLK	PTS	AVG	HI
								OFF	DEF	TOT									
18-19	42-0	453	10.8	57-126	.452	15-19	.789	8	55	63	1.5	22	35-0	6	16	4	167	4.0	17
19-20	17-1	180	10.6	22-59	.373	7-8	.875	5	38	43	2.5	11	15-0	5	6	4	71	4.2	9
TOT	59-1	633	10.7	79-185	.427	22-27	.815	13	93	106	2.0	33	50-0	11	22	8	238	4.0	17

Three-point FG: '18-19, 38-93 (.409); '19-20, 20-51 (.392). Total, 58-144 (.403)



**BROOKS, SCOTT #1**

5-11 GUARD • CAL-IRVINE '87 • BORN 7/31/65 • ACQUIRED FROM HOUSTON FOR MORLON WILEY AND THE MAVERICKS' 1995 SECOND-ROUND DRAFT PICK 2/23/95 • RIGHTS RENOUNCED 7/17/96

YEAR	GP-GS	MIN	AVG	FGM-FGA	PCT	FTM-FTA	PCT	- REBOUNDS -			AVG	AST	PF-D	STL	TO	BLK	PTS	AVG	HI
								OFF	DEF	TOT									
94-95	31-0	622	20.1	91-210	.433	46-58	.793	13	40	53	1.7	94	42-0	26	33	3	245	7.9	21
95-96	69-0	716	10.4	134-293	.457	59-69	.855	11	30	41	0.6	100	53-0	42	43	3	352	5.1	18
TOT	100-0	1338	13.4	225-503	.447	105-127	.827	24	70	94	0.9	194	95-0	68	76	6	597	6.0	21

Three-point FG: '94-95, 17-52 (.327); '95-96, 25-62 (.403). Total, 42-114 (.368)

BROWN JR., CHARLIE #44

6-6 GUARD • SAINT JOSEPH'S '19 • BORN 2/2/97 • SIGNED A 10-DAY CONTRACT UNDER COVID-RELATED HARDSHIP ALLOWANCE 12/23/21 • COMPLETED CONTRACT 1/2/22

YEAR	GP-GS	MIN	AVG	FGM-FGA	PCT	FTM-FTA	PCT	- REBOUNDS -			AVG	AST	PF-D	STL	TO	BLK	PTS	AVG	HI
								OFF	DEF	TOT									
21-22	3-0	15	5.0	1-5	.200	0-0	.000	0	1	1	0.3	1	2-0	2	0	1	2	0.7	2

Three-point FG: '21-22, 0-3 (.000).

BROWN, MOSES #9

7-2 CENTER • UCLA '19 • BORN 10/13/99 • ACQUIRED FROM BOSTON IN EXCHANGE FOR JOSH RICHARDSON 7/31/21 • WAIVED 2/10/22

YEAR	GP-GS	MIN	AVG	FGM-FGA	PCT	FTM-FTA	PCT	- REBOUNDS -			AVG	AST	PF-D	STL	TO	BLK	PTS	AVG	HI
								OFF	DEF	TOT									
21-22	26-1	169	6.5	27-50	.540	27-43	.628	16	45	61	2.3	1	28-0	3	14	9	81	3.1	15

Three-point FG: None Attempted.

BROWN, STERLING #0

6-5 GUARD/FORWARD • SMU '17 • BORN 2/10/95 • FREE AGENT SIGNEE 8/10/21 • TRADED TO HOUSTON ALONG WITH TREY BURKE, MARQUESE CHRISS, BOBAN MARJANOVIĆ AND WENDELL MOORE JR. FOR CHRISTIAN WOOD 6/24/22

YEAR	GP-GS	MIN	AVG	FGM-FGA	PCT	FTM-FTA	PCT	- REBOUNDS -			AVG	AST	PF-D	STL	TO	BLK	PTS	AVG	HI
								OFF	DEF	TOT									
21-22	49-3	628	12.8	59-155	.381	14-15	.933	26	123	149	3.0	34	56-0	14	23	7	160	3.3	12

Three-point FG: '21-22, 28-92 (.304)..

NBA PLAYOFF STATISTICS

YEAR	GP-GS	MIN	AVG	FGM-FGA	PCT	FTM-FTA	PCT	OFF	DEF	TOT	AVG	AST	PF-D	STL	TO	BLK	PTS	AVG	HI
21-22	9-0	26	2.9	3-10	.300	5-7	.714	1	7	8	0.9	3	0-0	4	3	2	11	1.2	4

Three-point FG: '21-22, 0-4 (.000).

BROWN, CHUCKY #6

6-8 FORWARD • NORTH CAROLINA STATE '89 • BORN 2/29/68 • FREE AGENT SIGNEE 11/11/93 • WAIVED 11/23/93

YEAR	GP-GS	MIN	AVG	FGM-FGA	PCT	FTM-FTA	PCT	- REBOUNDS -			AVG	AST	PF-D	STL	TO	BLK	PTS	AVG	HI
								OFF	DEF	TOT									
93-94	1-0	10	10.0	1-1	1.000	1-1	1.000	0	1	1	1.0	0	2-0	0	0	0	3	3.0	3

Three-point FG: None Attempted.

BRUNSON, JALEN #13

6-1 GUARD • VILLANOVA '18 • BORN 8/31/96 • D-2018 2ND RND (33RD OVERALL) • COMPLETED CONTRACT 6/1/22

YEAR	GP-GS	MIN	AVG	FGM-FGA	PCT	FTM-FTA	PCT	- REBOUNDS -			AVG	AST	PF-D	STL	TO	BLK	PTS	AVG	HI
								OFF	DEF	TOT									
18-19	73-38	1591	21.8	264-565	.467	87-120	.725	25	144	169	2.3	230	127-0	37	88	4	678	9.3	34
19-20	57-16	1022	17.9	181-388	.466	61-75	.813	22	112	134	2.0	188	74-1	22	66	4	466	8.2	27
20-21	68-12	1697	25.0	328-627	.523	120-151	.795	27	204	231	3.0	239	109-1	35	80	1	857	12.6	31
21-22	79-61	2524	31.9	506-1008	.502	179-213	.840	43	266	309	3.4	377	151-0	66	124	3	1285	16.3	31

Three-point FG: '18-19, 63-181 (.348); '19-20, 43-120 (.358); '20-21, 81-200 (.405); '21-22, 94-252 (.373)..

NBA PLAYOFF STATISTICS

YEAR	GP-GS	MIN	AVG	FGM-FGA	PCT	FTM-FTA	PCT	OFF	DEF	TOT	AVG	AST	PF-D	STL	TO	BLK	PTS	AVG	HI
20-21	7-0	114	16.3	20-44	.455	10-13	.769	6	12	18	2.6	10	6-0	0	4	0	56	8.0	15
21-22	18-18	629	34.9	145-311	.466	11-12	.800	15	68	83	4.6	66	38-0	14	19	1	388	21.6	41

Three-point FG: '20-21, 6-13 (.462); '21-22, 26-75 (.347).



**BRUSSINO, NICOLAS #9**

6-8 GUARD/FORWARD • ARGENTINA • BORN 3/2/93 • FREE AGENT SIGNEE 7/15/16 • WAIVED 7/20/17

YEAR	GP-GS	MIN	AVG	FGM-FGA	PCT	FTM-FTA	PCT	- REBOUNDS -			AVG	AST	PF-D	STL	TO	BLK	PTS	AVG	HI
								OFF	DEF	TOT									
16-17	54-2	521	9.7	52-141	.369	17-22	.773	26	69	95	1.8	47	43-1	17	26	8	150	2.8	15

Three-point FG: 29-95 (.305)

BRYANT, MARK #2

6-9 FORWARD • SETON HALL '88 • BORN 4/25/65 • SIGNED AS A FREE AGENT 11/28/00 • COMPLETED CONTRACT 5/01

YEAR	GP-GS	MIN	AVG	FGM-FGA	PCT	FTM-FTA	PCT	- REBOUNDS -			AVG	AST	PF-D	STL	TO	BLK	PTS	AVG	HI
								OFF	DEF	TOT									
00-01	18-1	101	5.6	8-20	.400	3-5	.600	4	17	21	1.2	3	29-1	1	5	2	19	1.1	6

Three-point FG: None Attempted.

NBA PLAYOFF STATISTICS																			
YEAR	GP-GS	MIN	AVG	FGM-FGA	PCT	FTM-FTA	PCT	OFF	DEF	TOT	AVG	AST	PF-D	STL	TO	BLK	PTS	AVG	HI
00-01	4-0	34	8.5	1-2	.500	0-0	.000	3	3	6	1.5	0	6-1	1	1	0	2	0.5	2

Three-point FG: None Attempted.

BRYANT, WALLACE #55

7-0 CENTER • SAN FRANCISCO '82 • BORN 7/14/59 • ACQUIRED FROM CHICAGO FOR 1986 SECOND-ROUND CHOICE 9/14/84 • WAIVED 11/26/85

YEAR	GP-GS	MIN	AVG	FGM-FGA	PCT	FTM-FTA	PCT	- REBOUNDS -			AVG	AST	PF-D	STL	TO	BLK	PTS	AVG	HI
								OFF	DEF	TOT									
84-85	56-35	860	15.4	67-148	.453	30-44	.682	74	167	241	4.3	84	110-1	21	46	24	164	2.9	14
85-86	9-8	154	17.1	11-30	.367	6-11	.545	9	24	33	3.7	11	26-2	3	7	2	28	3.1	7
TOT	65-43	1014	15.6	78-178	.438	36-55	.655	83	191	274	4.2	95	136-3	24	53	26	192	3.0	14

Three-point FG: None Attempted.

NBA PLAYOFF STATISTICS																			
YEAR	GP-GS	MIN	AVG	FGM-FGA	PCT	FTM-FTA	PCT	OFF	DEF	TOT	AVG	AST	PF-D	STL	TO	BLK	PTS	AVG	HI
84-85	2-1	36	18.0	0-1	.000	2-2	1.000	1	6	7	3.5	1	5-0	1	2	1	2	1.0	2

Three-point FG: None Attempted.

BUCKNER, GREG #21

6-4 GUARD/FORWARD • D-1998 2ND ROUND (53RD OVERALL) • CLEMSON '98 • BORN 9/16/76 • COMPLETED CONTRACT 5/02 • SIGNED AS A FREE AGENT 7/13/06 • TRADED TO MINNESOTA FOR TRENTON HASSELL 9/28/07 • ACQUIRED FROM MEMPHIS FOR JERRY STACKHOUSE AND CASH CONSIDERATIONS, A SECOND-ROUND PICK AND CASH CONSIDERATIONS FROM TORONTO TO MEMPHIS, AND HEDO TURKOGLU FROM ORLANDO TO TORONTO FOR CASH CONSIDERATIONS FROM DALLAS AND TORONTO IN A DEAL THAT ALSO SENT KRIS HUMPHRIES, NATHAN JAWAI, SHAWN MARION AND CASH CONSIDERATIONS FROM TORONTO TO DALLAS FOR ANTOINE WRIGHT AND DEVEAN GEORGE 7/9/09 • WAIVED 9/14/09

YEAR	GP-GS	MIN	AVG	FGM-FGA	PCT	FTM-FTA	PCT	- REBOUNDS -			AVG	AST	PF-D	STL	TO	BLK	PTS	AVG	HI
								OFF	DEF	TOT									
99-00	48-1	923	19.2	111-223	.476	43-63	.683	56	118	174	3.6	55	148-1	38	36	20	275	5.7	25
00-01	37-9	820	22.2	84-192	.438	59-81	.728	60	96	157	4.2	49	118-2	33	27	9	229	6.2	15
01-02	44-16	885	20.1	104-198	.525	40-58	.690	67	106	173	3.9	48	124-1	31	27	19	253	5.8	18
06-07	76-11	1372	18.1	123-299	.411	27-34	.794	35	123	158	2.1	70	152-0	47	40	7	305	4.0	17
TOT	205-37	4000	19.5	422-912	.463	169-236	.716	218	443	661	3.2	222	276-4	149	130	55	1062	5.2	25

THREE-POINT FG: '99-00, 10-26 (.385); '00-01, 2-7 (.286); '01-02, 5-16 (.313); '06-07, 32-103 (.311). TOTAL, 49-152 (.322)

NBA PLAYOFF STATISTICS																			
YEAR	GP-GS	MIN	AVG	FGM-FGA	PCT	FTM-FTA	PCT	OFF	DEF	TOT	AVG	AST	PF-D	STL	TO	BLK	PTS	AVG	HI
00-01	5-0	75	15.0	11-23	.478	7-10	.700	8	13	21	4.2	3	12-0	5	2	0	30	6.0	14
01-02	7-0	105	15.0	12-25	.480	3-4	.750	13	13	26	3.7	4	15-0	3	3	1	27	3.9	8
06-07	6-0	44	7.3	0-7	.000	1-2	.500	2	4	6	1.0	2	7-0	2	2	1	1	0.2	1
TOT	18-0	242	13.4	23-55	.418	11-16	.688	23	30	53	2.9	8	34-0	10	7	2	58	3.2	14

Three-point FG: '00-01, 1-3 (.333); '01-02, 0-1 (.000); '06-07, 0-4 (.000). Total, 1-8 (.125)





BURKE, TREY #3

6-0 GUARD • MICHIGAN '13 • BORN 12/12/92 • ACQUIRED WITH TIM HARDAWAY JR., COURTNEY LEE AND KRISTAPS PORZINGIS FROM NEW YORK FOR DEANDRE JORDAN, WESLEY MATTHEWS, DENNIS SMITH JR. AND TWO FIRST ROUND DRAFT PICKS 1/31/19 • COMPLETED CONTRACT 6/1/19 • FREE AGENT SIGNEE 7/1/22 • TRADED WITH STERLING BROWN, MARQUESE CHRIS, BOBAN MARJANOVIĆ AND WENDELL MOORE JR. TO HOUSTON IN EXCHANGE FOR CHRISTIAN WOOD 6/24/22

YEAR	GP-GS	MIN	AVG	FGM-FGA	PCT	FTM-FTA	PCT	- REBOUNDS -			AVG	AST	PF-D	STL	TO	BLK	PTS	AVG	HI
								OFF	DEF	TOT									
18-19	25-1	436	17.4	88-190	.463	41-49	.837	13	24	37	1.5	65	25-0	12	20	2	243	9.7	25
19-20	8-1	191	23.9	35-82	.427	10-11	.909	1	14	15	1.9	30	8-0	9	9	1	96	12.0	31
20-21	62-1	911	14.7	151-353	.428	51-57	.895	10	44	54	0.9	81	64-0	36	33	70	411	6.6	29
21-22	42-0	441	10.5	84-215	.391	20-23	.870	4	29	33	0.8	57	39-0	12	26	0	215	5.1	22

Three-point FG: None Attempted.

YEAR	GP-GS	MIN	AVG	FGM-FGA	PCT	FTM-FTA	PCT	NBA PLAYOFF STATISTICS			AVG	AST	PF-D	STL	TO	BLK	PTS	AVG	HI
								OFF	DEF	TOT									
19-20	6-3	156	26.0	30-59	.508	6-10	.600	2	17	19	3.2	12	14-0	8	6	2	74	12.3	25
20-21	2-0	17	8.5	0-7	.000	1-2	.500	1	0	1	0.5	1	1-0	0	0	0	1	0.5	1
21-22	10-0	37	3.7	11-22	.500	6-6	1.000	0	3	3	0.3	4	3-0	1	1	0	32	3.2	7

Three-point FG: None Attempted.

BUTLER, CARON #4

6-7 FORWARD • CONNECTICUT • BORN 3/13/80 • ACQUIRED FROM WASHINGTON ALONG WITH BRENDAN HAYWOOD, DESHAWN STEVENSON AND CASH CONSIDERATIONS IN EXCHANGE FOR JOSH HOWARD, DREW GOODEN, QUINTON ROSS AND JAMES SINGLETON 2/13/10 • COMPLETED CONTRACT 6/30/11

YEAR	GP-GS	MIN	AVG	FGM-FGA	PCT	FTM-FTA	PCT	- REBOUNDS -			AVG	AST	PF-D	STL	TO	BLK	PTS	AVG	HI
								OFF	DEF	TOT									
09-10	27-27	930	34.4	157-357	.440	79-104	.760	36	109	145	5.4	49	67-0	48	47	9	410	15.2	27
10-11	29-29	867	29.9	170-378	.450	68-88	.773	22	96	118	4.1	46	59-0	28	49	8	436	15.0	30
TOT	56-56	1797	32.1	327-735	.449	147-192	.766	58	205	263	4.7	95	126-0	76	96	17	846	15.1	30

THREE-POINT FG: '09-10, 17-50 (.340); '10-11, 28-65 (.431); TOTAL, 45-115 (.391)

YEAR	GP-GS	MIN	AVG	FGM-FGA	PCT	FTM-FTA	PCT	NBA PLAYOFF STATISTICS			AVG	AST	PF-D	STL	TO	BLK	PTS	AVG	HI
								OFF	DEF	TOT									
09-10	6-6	202	33.7	43-99	.434	25-27	.926	3	32	35	5.8	8	16-0	9	15	5	118	19.7	35

Three-point FG: 7-23 (.304)

BYRNES, MARTY #45

6-7 FORWARD • DISPERSAL CHOICE FROM LOS ANGELES LAKERS • SYRACUSE '78 • BORN 4/30/56 • COMPLETED CONTRACT 3/81

YEAR	GP-GS	MIN	AVG	FGM-FGA	PCT	FTM-FTA	PCT	- REBOUNDS -			AVG	AST	PF-D	STL	TO	BLK	PTS	AVG	HI
								OFF	DEF	TOT									
80-81	72-18	1360	18.9	216-451	.479	120-157	.764	74	103	177	2.5	113	126-0	29	61	17	561	7.8	25

Three-point FG: 9-20 (.450)

CALDERON, JOSE #8

6-3 GUARD • SPAIN • BORN 9/28/81 • FREE AGENT SIGNEE 7/11/13 • TRADED TO NEW YORK WITH SAMUEL DALEMBERT, WAYNE ELLINGTON, SHANE LARKIN AND TWO SECOND ROUND PICKS IN EXCHANGE FOR TYSON CHANDLER AND RAYMOND FELTON 6/25/14

YEAR	GP-GS	MIN	AVG	FGM-FGA	PCT	FTM-FTA	PCT	- REBOUNDS -			AVG	AST	PF-D	STL	TO	BLK	PTS	AVG	HI
								OFF	DEF	TOT									
13-14	81-81	2468	30.5	341-748	.456	52-63	.825	29	163	192	2.4	377	136-0	69	103	11	925	11.4	23

Three-point FG: 191-425 (.449).

YEAR	GP-GS	MIN	AVG	FGM-FGA	PCT	FTM-FTA	PCT	NBA PLAYOFF STATISTICS			AVG	AST	PF-D	STL	TO	BLK	PTS	AVG	HI
								OFF	DEF	TOT									
13-14	7-7	191	27.3	30-65	.462	1-1	1.000	2	7	9	1.3	31	16-0	1	7	0	72	10.3	16

Three-point FG: 11-23 (.478).

CALDWELL, ADRIAN #51

6-9 FORWARD • LAMAR '89 • BORN 7/4/66 • FREE AGENT SIGNEE 10/21/97 • WAIVED 11/3/97

YEAR	GP-GS	MIN	AVG	FGM-FGA	PCT	FTM-FTA	PCT	- REBOUNDS -			AVG	AST	PF-D	STL	TO	BLK	PTS	AVG	HI
								OFF	DEF	TOT									
97-98	1-0	3	3.0	0-0	.000	0-0	.000	0	0	0	.000	0	0-0	0	0	0	0	0	0

Three-point FG: None Attempted.

CAMBRIDGE, DEXTER #30

6-7 FORWARD • TEXAS '92 • BORN 1/29/70 • FREE AGENT SIGNEE 8/24/92 • DECLINED TO EXERCISE OPTION 7/1/93

YEAR	GP-GS	MIN	AVG	FGM-FGA	PCT	FTM-FTA	PCT	- REBOUNDS -			AVG	AST	PF-D	STL	TO	BLK	PTS	AVG	HI
								OFF	DEF	TOT									
92-93	53-13	885	16.7	151-312	.484	68-99	.687	88	79	167	3.2	58	128-1	24	63	6	370	7.0	16

Three-point FG: 0-4 (.000)



**CAMPBELL, TONY #19**

6-7 FORWARD/GUARD • OHIO STATE '84 • BORN 5/7/62 • ACQUIRED FROM NEW YORK WITH 1997 FIRST-ROUND CHOICE FOR DEREK HARPER 1/6/94 • RIGHTS RENOUNCED 9/2/94

YEAR	GP-GS	MIN	AVG	FGM-FGA	PCT	FTM-FTA	PCT	- REBOUNDS -			AVG	AST	PF-D	STL	TO	BLK	PTS	AVG	HI
								OFF	DEF	TOT									
93-94	41-3	835	20.4	164-384	.427	64-83	.771	48	78	126	3.1	51	75-0	30	55	14	398	9.7	22

Three-point FG: 6-25 (.240)

CARDINAL, BRIAN #35

6-8 FORWARD • PURDUE • BORN 5/2/77 • FREE AGENT SIGNEE 9/26/10 • RE-SIGNED BY DALLAS 12/12/11 • COMPLETED CONTRACT 6/30/12

YEAR	GP-GS	MIN	AVG	FGM-FGA	PCT	FTM-FTA	PCT	- REBOUNDS -			AVG	AST	PF-D	STL	TO	BLK	PTS	AVG	HI
								OFF	DEF	TOT									
10-11	56-4	618	11.0	43-100	.430	17-18	.944	10	49	59	1.1	40	82-0	24	17	7	145	2.6	12
11-12	44-0	277	6.3	14-55	.255	5-6	.833	4	30	34	0.8	16	38-0	8	8	2	43	1.0	5
TOT	100-4	895	9.0	57-155	.368	22-24	.917	14	79	93	0.9	56	120-0	32	25	9	188	1.9	12

Three-point FG: '10-11, 42-87 (.483); '11-12, 10-49 (.204). Total, 52-136 (.382)

YEAR	GP-GS	MIN	AVG	FGM-FGA	PCT	FTM-FTA	PCT	NBA PLAYOFF STATISTICS			AVG	AST	PF-D	STL	TO	BLK	PTS	AVG	HI
								OFF	DEF	TOT									
10-11	9-0	37	4.1	3-4	.750	1-2	.500	0	3	3	0.3	2	8-0	1	3	0	10	1.1	4
11-12	2-0	9	4.5	1-2	.500	0-0	---	0	3	3	1.5	0	0-0	0	0	0	3	1.5	3
TOT	11-0	46	4.2	4-6	.667	1-2	.500	0	6	6	0.5	2	8-0	1	3	0	13	1.2	4

Three-point FG: '10-11, 3-4 (.750); '11-12, 1-1 (1.000). Total, 4-5 (.800)

CARR, AUSTIN #34

6-4 GUARD • DISPERSAL CHOICE FROM CLEVELAND • NOTRE DAME '71 • BORN 3/10/48 • TRADED TO WASHINGTON FOR FUTURE CONSIDERATIONS 11/6/80

YEAR	GP-GS	MIN	AVG	FGM-FGA	PCT	FTM-FTA	PCT	- REBOUNDS -			AVG	AST	PF-D	STL	TO	BLK	PTS	AVG	HI
								OFF	DEF	TOT									
80-81	8-0	77	9.6	7-28	.250	2-4	.500	4	5	9	1.1	9	10-0	1	9	0	16	2.0	5

Three-point FG: None Attempted.

CARROLL, MATT #13

6-6 GUARD • NOTRE DAME '03 • BORN 8/28/80 • ACQUIRED, ALONG WITH RYAN HOLLINS, FROM CHARLOTTE IN EXCHANGE FOR DESAGANA DIOP (1/16/09) • TRADED ALONG WITH ERICK DAMPIER AND EDUARDO NAJERA TO CHARLOTTE IN EXCHANGE FOR TYSON CHANDLER AND ALEXIS AJINCA

YEAR	GP-GS	MIN	AVG	FGM-FGA	PCT	FTM-FTA	PCT	- REBOUNDS -			AVG	AST	PF-D	STL	TO	BLK	PTS	AVG	HI
								OFF	DEF	TOT									
08-09	21-0	141	6.7	9-33	.273	6-6	1.000	2	12	14	0.7	3	14-0	3	7	1	25	1.2	6
09-10	25-0	121	4.8	18-50	.360	6-6	1.000	4	8	12	0.5	6	13-0	5	7	0	46	1.8	7
TOT	46-0	262	5.7	27-83	.325	12-12	1.000	6	20	26	0.6	9	27-0	8	14	1	71	1.5	7

Three-point FG: 08-09, 1-8, (.125); 09-10, 4-19 (.211). Total, 5-27, (.185)

YEAR	GP-GS	MIN	AVG	FGM-FGA	PCT	FTM-FTA	PCT	NBA PLAYOFF STATISTICS			AVG	AST	PF-D	STL	TO	BLK	PTS	AVG	HI
								OFF	DEF	TOT									
08-09	4-0	14	3.5	1-2	.500	0-0	---	0	2	2	0.5	0	1-0	0	1	0	2	0.5	2
09-10	1-0	5	5.0	1-1	1.000	0-0	---	0	1	1	1.0	0	0-0	0	0	0	2	2.0	2
TOT	5-0	19	3.8	2-3	.667	0-0	---	0	3	3	0.6	0	1-0	0	1	0	4	0.8	2

Three-point FG: None Attempted.

CARTER, HOWARD #32

6-5 GUARD • LSU '83 • BORN 10/26/61 • ACQUIRED FROM DENVER AS COMPENSATION FOR DENVER SIGNING ELSTON TURNER AS A FREE AGENT 8/3/84 • WAIVED 12/17/84

YEAR	GP-GS	MIN	AVG	FGM-FGA	PCT	FTM-FTA	PCT	- REBOUNDS -			AVG	AST	PF-D	STL	TO	BLK	PTS	AVG	HI
								OFF	DEF	TOT									
84-85	11-0	66	6.0	4-23	.174	1-1	1.000	1	2	3	0.3	4	4-0	1	8	0	9	0.8	3

Three-point FG: '84-85, 0-3 (.000).

CARTER, VINCE #25

6-6 GUARD/FORWARD • NORTH CAROLINA • BORN 1/26/77 • FREE AGENT SIGNEE 12/12/11 • COMPLETED CONTRACT 6/30/14

YEAR	GP-GS	MIN	AVG	FGM-FGA	PCT	FTM-FTA	PCT	- REBOUNDS -			AVG	AST	PF-D	STL	TO	BLK	PTS	AVG	HI
								OFF	DEF	TOT									
11-12	61-40	1542	25.3	223-542	.411	95-115	.826	32	173	205	3.4	139	134-0	56	84	25	615	10.1	23
12-13	81-3	2087	25.8	372-855	.435	182-223	.816	58	276	334	4.1	194	226-1	74	106	44	1088	13.4	29
13-14	81-0	1973	24.4	330-811	.407	161-196	.821	67	217	284	3.5	212	209-1	61	108	35	967	11.9	23
TOT	223-43	5602	25.1	925-2208	.419	438-534	.820	157	666	823	3.7	545	569-2	191	298	104	2670	12.0	29

Three-point FG: 11-12, 74-205 (.361); 12-13, 162-399 (.406); 13-14, 146-371 (.394). Total, 382-975 (.392)

YEAR	GP-GS	MIN	AVG	FGM-FGA	PCT	FTM-FTA	PCT	NBA PLAYOFF STATISTICS			AVG	AST	PF-D	STL	TO	BLK	PTS	AVG	HI
								OFF	DEF	TOT									
11-12	4-0	107	26.8	12-41	.293	6-8	.750	5	17	22	5.5	1	11-0	5	6	2	33	8.3	13
13-14	7-0	190	27.2	31-68	.456	11-14	.786	7	18	25	3.6	17	12-0	3	6	2	88	12.6	28
TOT	11-0	297	27.0	43-109	.394	17-22	.773	12	35	47	4.3	18	23-0	8	12	4	121	11.0	28

Three-point FG: 11-12, 3-10, (.300); 13-14, 15-31 (.484). Total, 18-41 (.439)



**CASSELL, SAM #10**

6-3 GUARD • FLORIDA STATE '93 • BORN 11/18/69 • ACQUIRED FROM PHOENIX WITH MICHAEL FINLEY, A.C. GREEN AND A SECOND-ROUND DRAFT CHOICE IN '98 FOR JASON KIDD, LOREN MEYER AND TONY DUMAS 12/26/96 • TRADED TO NEW JERSEY WITH CHRIS GATLING, JIM JACKSON, GEORGE MCCLOUD AND ERIC MONTROSS FOR SHAWN BRADLEY, ED O'BANNON, ROBERT PACK AND KHALID REEVES 2/17/97

YEAR	GP-GS	MIN	AVG	FGM-FGA	PCT	FTM-FTA	- REBOUNDS -				AVG	AST	PF-D	STL	TO	BLK	PTS	AVG	HI
							PCT	OFF	DEF	TOT									
96-97	16-13	398	24.9	70-165	.424	42-50	.840	14	36	50	3.6	57	48-2	17	41	6	197	12.3	21

Three-point FG: 15-49 (.306)

CAULEY-STEIN, WILLIE #33

7-0 CENTER • KENTUCKY '15 • BORN 8/18/93 • ACQUIRED FROM GOLDEN STATE FOR A SECOND ROUND DRAFT PICK 1/25/20 • WAIVED 1/15/22

YEAR	GP-GS	MIN	AVG	FGM-FGA	PCT	FTM-FTA	- REBOUNDS -				AVG	AST	PF-D	STL	TO	BLK	PTS	AVG	HI
							PCT	OFF	DEF	TOT									
19-20	13-2	157	12.1	31-45	.689	5-9	.556	13	47	60	4.6	10	19-0	4	5	11	67	5.2	15
20-21	53-16	906	17.1	115-182	.632	49-78	.628	66	170	236	4.5	35	129-3	21	29	43	280	5.3	16
21-22	18-2	177	9.8	16-35	.457	1-2	.500	13	25	38	2.1	9	17-0	6	7	3	34	1.9	8

Three-point FG: '19-20, 0-1 (.000); '20-21, 1-11 (.091); '21-22, 1-2 (.500).

NBA PLAYOFF STATISTICS

YEAR	GP-GS	MIN	AVG	FGM-FGA	PCT	FTM-FTA	PCT	OFF	DEF	TOT	AVG	AST	PF-D	STL	TO	BLK	PTS	AVG	HI
20-21	6-0	63	10.5	6-9	.667	3-3	1.000	3	13	16	2.7	3	8-0	2	3	4	15	2.5	6

Three-point FG: None Attempted.

CEBALLOS, CEDRIC #23

6-7 FORWARD • CAL STATE FULLERTON '90 • BORN 8/2/69 • ACQUIRED FROM PHOENIX FOR DENNIS SCOTT 2/18/98 • TRADED TO DETROIT WITH JOHN WALLACE, ERIC MURDOCK AND CASH FOR CHRISTIAN LAETTNER AND TERRY MILLS 8/29/00

YEAR	GP-GS	MIN	AVG	FGM-FGA	PCT	FTM-FTA	- REBOUNDS -				AVG	AST	PF-D	STL	TO	BLK	PTS	AVG	HI
							PCT	OFF	DEF	TOT									
97-98	12-9	364	30.3	75-157	.478	47-61	.770	24	48	72	6.0	25	29-0	11	33	8	203	16.9	25
98-99	13-5	352	27.1	59-140	.421	34-49	.694	23	62	85	6.5	12	23-1	7	28	5	163	12.5	26
99-00	69-25	2064	29.9	447-1002	.446	209-248	.843	172	290	462	6.7	90	165-3	56	125	24	1147	16.6	39
TOT	94-39	2780	29.6	581-1299	.447	290-358	.810	219	400	619	6.6	127	217-4	74	186	37	1513	16.1	39

Three-point FG: '97-98, 6-20, (.300); '98-99, 11-28, (.393); '99-00, 44-134, (.328). Total, 61-182, (.335)

CHANDLER, TYSON #6

7-1 CENTER • DOMINGUEZ HS (CA) • BORN 10/2/83 • ACQUIRED FROM CHARLOTTE ALONG WITH ALEXIS AJINCA IN EXCHANGE FOR ERICK DAMPIER, MATT CARROLL AND EDUARDO NAJERA 7/13/10 • TRADED TO NEW YORK WITH THE DRAFT RIGHTS TO AHMAD NIVINS AND GIORGOS PRINTEZIS FOR ANDY RAUTINS AND A PROTECTED 2012 SECOND-ROUND DRAFT PICK FROM WASHINGTON IN A DEAL THAT SENT RONNY TURIAF, A 2013 SECOND-ROUND PICK AND CASH CONSIDERATIONS FROM NEW YORK TO WASHINGTON AND A 2012 SECOND-ROUND PICK FROM DALLAS TO WASHINGTON • ACQUIRED WITH RAYMOND FELTON FROM NEW YORK IN EXCHANGE FOR SAMUEL DALEMBERT, JOSE CALDERON, WAYNE ELLINGTON, SHANE LARKIN AND TWO 2014 SECOND ROUND PICKS 6/25/14 • COMPLETED CONTRACT 6/30/15

YEAR	GP-GS	MIN	AVG	FGM-FGA	PCT	FTM-FTA	- REBOUNDS -				AVG	AST	PF-D	STL	TO	BLK	PTS	AVG	HI
							PCT	OFF	DEF	TOT									
10-11	74-74	2059	27.8	266-407	.654	216-295	.732	206	486	692	9.4	32	240-4	36	88	80	748	10.1	18
14-15	75-75	2286	30.5	293-440	.666	185-257	.720	294	570	864	11.5	84	169-0	42	105	91	771	10.3	22
TOT	149-149	4345	29.2	559-847	.660	401-552	.726	500	1056	1556	10.4	116	409-4	78	193	171	1519	10.2	22

Three-point FG: None Attempted.

NBA PLAYOFF STATISTICS

YEAR	GP-GS	MIN	AVG	FGM-FGA	PCT	FTM-FTA	PCT	OFF	DEF	TOT	AVG	AST	PF-D	STL	TO	BLK	PTS	AVG	HI
10-11	21-21	680	32.4	57-98	.582	53-78	.679	79	114	193	9.2	8	77-2	13	14	19	167	8.0	15
14-15	5-5	160	32.1	19-29	.655	13-26	.500	27	27	54	10.8	1	16-0	3	5	6	51	10.2	11
TOT	26-26	840	32.3	76-127	.598	66-104	.635	106	141	247	9.5	9	93-2	16	19	25	218	8.4	15

Three-point FG: None Attempted.

CHRISS, MARQUESE #32

6-9 FORWARD • WASHINGTON '16 • BORN 7/2/97 • FREE AGENT SIGNEE 12/21/21 • TRADED WITH STERLING BROWN, TREY BURKE, BOBAN MARJANOVIĆ AND WENDELL MOORE JR. TO HOUSTON IN EXCHANGE FOR CHRISTIAN WOOD 6/24/22

YEAR	GP-GS	MIN	AVG	FGM-FGA	PCT	FTM-FTA	- REBOUNDS -				AVG	AST	PF-D	STL	TO	BLK	PTS	AVG	HI
							PCT	OFF	DEF	TOT									
21-22	34-0	346	10.2	62-134	.463	22-33	.667	33	70	103	2.1	17	64-1	13	17	12	154	4.5	15

Three-point FG: '21-22, 8-25 (.320).

NBA PLAYOFF STATISTICS

YEAR	GP-GS	MIN	AVG	FGM-FGA	PCT	FTM-FTA	PCT	OFF	DEF	TOT	AVG	AST	PF-D	STL	TO	BLK	PTS	AVG	HI
21-22	8-0	18	6.0	4-8	.500	5-6	.833	4	5	9	1.1	0	3-0	0	1	0	14	1.8	5

Three-point FG: '21-22, 1-2 (.500)



**CHRISTIE, DOUG #13**

6-7 GUARD/FORWARD • PEPPERDINE • BORN 5/9/70 • FREE AGENT SIGNEE 8/19/05 • WAIVED 11/25/05

YEAR	GP-GS	MIN	AVG	FGM-FGA	PCT	FTM-FTA	PCT	- REBOUNDS -				AVG	AST	PF-D	STL	TO	BLK	PTS	AVG	HI
								OFF	DEF	TOT	TOT									
05-06	7-7	185	26.4	9-26	.346	22-29	.759	8	23	31	1.9	14	10-0	9	6	1	26	3.7	8	

Three-point FG: 0-1 (.000)

CLAVELL, GIAN #8

6-4 GUARD • COLORADO STATE • BORN 11/26/93 • FREE AGENT SIGNEE 8/1/17 • CONTRACT CONVERTED INTO TWO-WAY CONTRACT 10/16/17 • WAIVED 11/17/17

YEAR	GP-GS	MIN	AVG	FGM-FGA	PCT	FTM-FTA	PCT	- REBOUNDS -				AVG	AST	PF-D	STL	TO	BLK	PTS	AVG	HI
								OFF	DEF	TOT	TOT									
17-18	7-0	64	9.1	6-18	.333	2-2	1.000	1	6	7	1.0	3	8-0	2	2	0	20	2.9	9	

Three-point FG: 6-15 (.400)

CLEVELAND, ANTONIUS #44 (2017-18), #3 (2019-20)

6-6 GUARD/FORWARD • SOUTHEAST MISSOURI STATE • BORN 2/2/94 • SIGNED TWO-WAY CONTRACT 11/17/17 • WAIVED 12/19/17 • RETURNED TO DALLAS AFTER SIGNING TWO-WAY CONTRACT 7/24/19 • COMPLETED CONTRACT 11/19/20

YEAR	GP-GS	MIN	AVG	FGM-FGA	PCT	FTM-FTA	PCT	- REBOUNDS -				AVG	AST	PF-D	STL	TO	BLK	PTS	AVG	HI
								OFF	DEF	TOT	TOT									
17-18	13-0	81	6.2	4-14	.286	2-4	.500	2	8	10	0.8	2	11-0	6	2	4	10	0.8	3	
19-20	11-0	46	4.2	4-14	.286	3-5	.600	2	5	7	0.6	1	8-0	1	2	3	11	1.0	4	
TOT	24-0	127	5.3	8-28	.286	5-9	.556	4	13	17	0.7	3	19-0	7	4	7	21	0.9	4	

Three-point FG: '17-18, 0-1 (.000); '19-20, 0-3 (.000), Total, 0-4 (.000)

NBA PLAYOFF STATISTICS

YEAR	GP-GS	MIN	AVG	FGM-FGA	PCT	FTM-FTA	PCT	OFF	DEF	TOT	AVG	AST	PF-D	STL	TO	BLK	PTS	AVG	HI
19-20	2-0	9	4.5	2-5	.400	0-0	--	1	0	1	0.5	0	1-0	1	0	4	2.0	4	

Three-point FG: '19-20, None Attempted.

COLLINSWORTH, KYLE #8

6-6 GUARD • BYU • BORN 10/3/91 • SIGNED TO A TWO-WAY CONTRACT 12/19/17 • WAIVED 1/10/18 • SIGNED TO A 10-DAY CONTRACT 1/13/18 • SIGNED TO A SECOND 10-DAY CONTRACT 1/24/18 • SIGNED 2/8/18 • WAIVED 7/6/18

YEAR	GP-GS	MIN	AVG	FGM-FGA	PCT	FTM-FTA	PCT	- REBOUNDS -				AVG	AST	PF-D	STL	TO	BLK	PTS	AVG	HI
								OFF	DEF	TOT	TOT									
17-18	32-2	480	15.0	38-99	.384	21-40	.525	32	75	107	3.3	56	44-0	17	24	9	101	3.2	13	

Three-point FG: 4-17 (.235)

COLLISON, DARREN #4

6-0 GUARD • UCLA • BORN 8/23/87 • ACQUIRED FROM INDIANA WITH DAHNTAY JONES IN EXCHANGE FOR IAN MAHINMI 7/12/12 • COMPLETED CONTRACT 6/30/13

YEAR	GP-GS	MIN	AVG	FGM-FGA	PCT	FTM-FTA	PCT	- REBOUNDS -				AVG	AST	PF-D	STL	TO	BLK	PTS	AVG	HI
								OFF	DEF	TOT	TOT									
12-13	81-47	2372	29.3	341-724	.471	242-275	.880	31	188	219	2.7	415	139-0	100	173	8	972	12.0	32	

Three-point FG: 48-136 (.353)

COOK, QUINN #2

6-2 GUARD • DUKE • BORN 3/23/93 • SIGNED TO A 10-DAY CONTRACT 2/26/17 • COMPLETED 10-DAY CONTRACT 3/7/17

YEAR	GP-GS	MIN	AVG	FGM-FGA	PCT	FTM-FTA	PCT	- REBOUNDS -				AVG	AST	PF-D	STL	TO	BLK	PTS	AVG	HI
								OFF	DEF	TOT	TOT									
16-17	5-0	77	15.4	11-25	.440	0-2	.000	0	3	3	0.6	12	6-0	1	8	0	27	5.4	10	

Three-point FG: 5-14 (.357)

COOPER, WAYNE #43

6-10 CENTER • NEW ORLEANS '78 • BORN 11/16/56 • ACQUIRED FROM UTAH WITH ALLAN BRISTOW FOR BILL ROBINZINE 8/20/81 • TRADED TO PORTLAND WITH 1985 FIRST-ROUND CHOICE FOR KELVIN RANSEY 6/28/82

YEAR	GP-GS	MIN	AVG	FGM-FGA	PCT	FTM-FTA	PCT	- REBOUNDS -				AVG	AST	PF-D	STL	TO	BLK	PTS	AVG	HI
								OFF	DEF	TOT	TOT									
81-82	76-38	1818	23.9	281-669	.420	119-160	.744	200	350	550	7.2	115	285-10	37	88	106	682	9.0	22	

Three-point FG: 1-8 (.125)



**CROSHERE, AUSTIN #42**

6-10 FORWARD • PROVIDENCE '97 • BORN 5/1/75 • ACQUIRED FROM INDIANA FOR MARQUIS DANIELS 7/12/06 • COMPLETED CONTRACT 6/07

YEAR	GP-GS	MIN	AVG	FGM-FGA	PCT	FTM-FTA	- REBOUNDS -			TOT	AVG	AST	PF-D	STL	TO	BLK	PTS	AVG	HI
							PCT	OFF	DEF										
06-07	61-2	727	11.9	78-222	.351	45-52	.865	33	153	186	3.0	44	68-0	14	33	6	227	3.7	34

Three-point FG: 26-91 (.286)

YEAR	GP-GS	MIN	AVG	FGM-FGA	PCT	FTM-FTA	NBA PLAYOFF STATISTICS			TOT	AVG	AST	PF-D	STL	TO	BLK	PTS	AVG	HI
							PCT	OFF	DEF										
06-07	3-0	34	11.3	4-12	.333	4-4	1.000	3	3	6	2.0	0	5-0	0	2	0	15	5.0	9

CROWDER, JAE #9

6-6 FORWARD • MARQUETTE • BORN 7/6/90 • DRAFT RIGHTS ACQUIRED FROM CLEVELAND, ALONG WITH DRAFT RIGHTS TO JARED CUNNINGHAM AND BERNARD JAMES, IN EXCHANGE FOR KELENN AZUBUIKE AND THE DRAFT RIGHTS TO TYLER ZELLER 6/28/12 • TRADED ALONG WITH BRANDAN WRIGHT, JAMEER NELSON, A 2015 FIRST ROUND PICK AND A 2016 SECOND ROUND PICK TO BOSTON IN EXCHANGE FOR RAJON RONDO AND DWIGHT POWELL 12/18/14

YEAR	GP-GS	MIN	AVG	FGM-FGA	PCT	FTM-FTA	- REBOUNDS -			TOT	AVG	AST	PF-D	STL	TO	BLK	PTS	AVG	HI
							PCT	OFF	DEF										
12-13	78-16	1353	17.3	141-367	.384	47-73	.644	35	152	187	2.4	94	128-0	63	49	17	382	5.0	15
13-14	78-8	1254	16.1	130-296	.439	46-61	.754	46	148	194	2.5	60	100-0	59	41	21	356	4.6	18
14-15	25-0	265	10.6	33-76	.434	10-11	.909	12	17	29	1.2	12	26-0	15	10	5	89	3.6	15
TOT	181-24	4254	15.9	304-739	.411	103-145	.710	93	317	410	2.3	166	254-0	137	100	43	837	4.6	18

Three-point FG: 12-13, 63-192, (.328); 13-14, 50-151, (.331); 14-15, 13-38 (.342). Total, 126-381 (.331)

YEAR	GP-GS	MIN	AVG	FGM-FGA	PCT	FTM-FTA	NBA PLAYOFF STATISTICS			TOT	AVG	AST	PF-D	STL	TO	BLK	PTS	AVG	HI
							PCT	OFF	DEF										
13-14	7-0	81	11.6	8-18	.444	0-0	---	4	8	12	1.7	2	13-0	2	3	1	19	2.7	6

Three-point FG: 3-7 (.429)

CUMMINGS, PAT #42

6-9 1/2 CENTER/FORWARD • CINCINNATI '79 • BORN 7/11/56 • ACQUIRED FROM MILWAUKEE FOR 1982 SECOND-ROUND CHOICE 6/28/82 • SIGNED AS FREE AGENT BY NEW YORK 7/12/84. DALLAS RECEIVED N.Y.'S 1985 THIRD AND 1986 SECOND-ROUND CHOICES FOR NOT EXERCISING RIGHT OF FIRST REFUSAL

YEAR	GP-GS	MIN	AVG	FGM-FGA	PCT	FTM-FTA	- REBOUNDS -			TOT	AVG	AST	PF-D	STL	TO	BLK	PTS	AVG	HI
							PCT	OFF	DEF										
82-83	81-71	2317	28.6	433-878	.493	148-196	.755	225	443	668	8.2	144	296-9	57	162	35	1014	12.5	27
83-84	80-80	2492	31.2	452-915	.494	141-190	.742	151	507	658	8.2	158	282-2	64	146	23	1045	13.1	28
TOT	161-151	4809	29.9	885-1793	.494	289-386	.749	376	950	1326	8.2	302	578-11	121	308	58	2059	12.8	28

Three-point FG: '82-83, 0-1, (.000); '83-84, 0-2, (.000). Total, 0-3, (.000)

YEAR	GP-GS	MIN	AVG	FGM-FGA	PCT	FTM-FTA	NBA PLAYOFF STATISTICS			TOT	AVG	AST	PF-D	STL	TO	BLK	PTS	AVG	HI
							PCT	OFF	DEF										
83-84	10-10	300	30.0	47-115	.409	14-15	.933	26	46	72	7.2	15	30-0	4	9	2	108	10.8	16

Three-point FG: None Attempted.

CUNNINGHAM, JARED #1

6-4 GUARD • OREGON STATE • BORN 8/23/87 • ACQUIRED FROM CLEVELAND ALONG WITH THE DRAFT RIGHTS TO BERNARD JAMES (33RD OVERALL PICK) AND JAE CROWDER (34TH OVERALL SELECTION) IN EXCHANGE FOR KELENN AZUBUIKE AND THE DRAFT RIGHTS TO TYLER ZELLER (17TH OVERALL PICK) 6/28/12 • TRADED TO ATLANTA ALONG WITH THE DRAFT RIGHTS TO THE 16TH OVERALL PICK LUCAS NOGUEIRA AND THE 44TH OVERALL PICK MIKE MUSCALA IN EXCHANGE FOR THE DRAFT RIGHTS TO THE 18TH OVERALL PICK SHANE LARKIN AND CASH 6/27/13

YEAR	GP-GS	MIN	AVG	FGM-FGA	PCT	FTM-FTA	- REBOUNDS -			TOT	AVG	AST	PF-D	STL	TO	BLK	PTS	AVG	HI
							PCT	OFF	DEF										
12-13	8-0	26	3.3	6-14	.429	2-2	1.000	1	2	3	0.4	1	3-0	1	2	0	16	2.0	6

Three-point FG: 2-3 (.667)

CURCIC, RADISAV #44

6-10 CENTER • SERBIA • BORN 9/26/65 • FREE AGENT SIGNEE 10/15/92 • COMPLETED CONTRACT 4/93

YEAR	GP-GS	MIN	AVG	FGM-FGA	PCT	FTM-FTA	- REBOUNDS -			TOT	AVG	AST	PF-D	STL	TO	BLK	PTS	AVG	HI
							PCT	OFF	DEF										
92-93	20-0	166	8.3	16-41	.390	26-36	.722	17	32	49	2.5	12	30-0	7	8	2	58	2.9	11

Three-point FG: None Attempted.



**CURLEY, BILL #31**

6-9 FORWARD • BOSTON COLLEGE '94 • BORN 5/29/72 • ACQUIRED FROM GOLDEN STATE WITH HOWARD EISLEY FROM UTAH AND DANA BARROS FROM BOSTON IN A FOUR-TEAM TRADE THAT SENT BRUNO SUNDQV TO UTAH AND ROBERT PACK AND JOHN WILLIAMS AND CASH TO BOSTON 8/16/00 • WAIVED 11/28/00

YEAR	GP-GS	MIN	AVG	FGM-FGA	PCT	FTM-FTA	PCT	- REBOUNDS -			AVG	AST	PF-D	STL	TO	BLK	PTS	AVG	HI
								OFF	DEF	TOT									
00-01	5-0	15	3.0	1-4	.250	1-4	.250	0	0	0	0.0	0	4-0	1	2	1	3	0.6	2

Three-point FG: 0-1 (.000)

CURRY, EDDY #52

7-0 CENTER • THORNWOOD HS (IL) • BORN 12/5/82 • AWARDED TO DALLAS ON A WAIVER CLAIM 10/25/12 • WAIVED 11/2/12

YEAR	GP-GS	MIN	AVG	FGM-FGA	PCT	FTM-FTA	PCT	- REBOUNDS -			AVG	AST	PF-D	STL	TO	BLK	PTS	AVG	HI
								OFF	DEF	TOT									
12-13	2-0	25	12.5	4-8	.500	1-4	.250	2	2	4	2.0	0	7-0	0	3	0	9	4.5	7

Three-point FG: None Attempted.

CURRY, SETH #30 (2016-18; 2019-20)

6-2 GUARD • DUKE • BORN 8/23/90 • FREE AGENT SIGNEE 7/15/16 • RETURNED TO DALLAS AS FREE AGENT SIGNEE 7/10/19 • TRADED TO PHILADELPHIA IN EXCHANGE FOR JOSH RICHARDSON AND THE DRAFT RIGHTS TO THE 36TH OVERALL PICK TYLER BEY 11/19/20

YEAR	GP-GS	MIN	AVG	FGM-FGA	PCT	FTM-FTA	PCT	- REBOUNDS -			AVG	AST	PF-D	STL	TO	BLK	PTS	AVG	HI
								OFF	DEF	TOT									
16-17	70-42	2029	29.0	338-703	.481	85-100	.850	25	154	179	2.6	189	126-1	79	92	7	898	12.8	31
19-20	64-25	1576	24.6	284-574	.495	80-97	.825	27	118	145	2.3	124	113-1	38	62	9	793	12.4	37
TOT	134-67	3605	26.9	622-1277	.487	165-197	.838	52	272	324	2.4	313	239-2	117	154	16	1691	12.6	37

Three-point FG: '16-17, 137-322 (.425); '19-20, 145-321 (.452). Total, 282-643 (.439)

YEAR	GP-GS	MIN	AVG	FGM-FGA	PCT	FTM-FTA	PCT	NBA PLAYOFF STATISTICS			AVG	AST	PF-D	STL	TO	BLK	PTS	AVG	HI
								OFF	DEF	TOT									
19-20	6-0	173	28.8	31-53	.585	5-5	1.000	2	9	11	1.8	8	14-0	6	8	0	77	12.8	22

Three-point FG: '19-20, 10-21 (.476)

DALEMBERT, SAMUEL #1

6-11 CENTER • SETON HALL '01 • BORN 5/10/81 • FREE AGENT SIGNEE 7/19/13 • TRADED WITH JOSÉ CALDERÓN, WAYNE ELLINGTON, SHANE LARKIN AND TWO 2ND ROUND DRAFT PICKS TO NEW YORK IN EXCHANGE FOR TYSON CHANDLER AND RAYMOND FELTON 6/25/14

YEAR	GP-GS	MIN	AVG	FGM-FGA	PCT	FTM-FTA	PCT	- REBOUNDS -			AVG	AST	PF-D	STL	TO	BLK	PTS	AVG	HI
								OFF	DEF	TOT									
13-14	80-68	1614	20.2	214-377	.568	101-137	.737	200	341	541	6.8	38	210-1	41	90	94	529	6.6	20

Three-point FG: '13-14, 0-1 (.000).

YEAR	GP-GS	MIN	AVG	FGM-FGA	PCT	FTM-FTA	PCT	NBA PLAYOFF STATISTICS			AVG	AST	PF-D	STL	TO	BLK	PTS	AVG	HI
								OFF	DEF	TOT									
13-14	7-7	135	19.3	11-24	.458	10-15	.667	23	36	59	8.4	0	15-0	2	4	10	32	4.6	13

Three-point FG: None Attempted.

DAMPIER, ERICK #25

6-11 CENTER • MISSISSIPPI STATE '96 • BORN 7/14/75 • ACQUIRED FROM GOLDEN STATE WITH EVAN ESCHMEYER, DAN DICKAU AND THE DRAFT RIGHTS TO STEVE LOGAN IN EXCHANGE FOR CHRISTIAN LAETTNER, EDUARDO NAJERA, TWO FUTURE FIRST-ROUND DRAFT PICKS, CASH CONSIDERATIONS AND THE RIGHTS TO BOTH LUIS FLORES AND MLADEN SEKULARAC (8/24/08) • TRADED ALONG WITH MATT CARROLL AND EDUARDO NAJERA TO CHARLOTTE IN EXCHANGE FOR TYSON CHANDLER AND ALEXIS AJINCA

YEAR	GP-GS	MIN	AVG	FGM-FGA	PCT	FTM-FTA	PCT	- REBOUNDS -			AVG	AST	PF-D	STL	TO	BLK	PTS	AVG	HI
								OFF	DEF	TOT									
04-05	59-56	1609	27.3	202-367	.550	138-228	.605	183	318	501	8.5	51	205-2	15	102	80	542	9.2	19
05-06	82-36	1934	23.6	171-347	.493	127-215	.591	273	367	640	7.8	51	263-3	27	115	106	469	5.7	17
06-07	76-73	1915	25.2	209-334	.626	119-191	.623	217	349	566	7.4	44	239-3	24	107	82	537	7.1	22
07-08	72-64	1755	24.4	178-277	.643	84-146	.575	207	332	539	7.5	63	226-6	24	80	106	440	6.1	22
08-09	80-80	1836	23.0	182-280	.650	90-141	.638	216	349	565	7.1	77	191-2	24	74	95	454	5.7	16
09-10	55-47	1280	23.3	133-213	.624	61-101	.604	128	272	400	7.3	31	153-0	15	61	77	328	6.0	20
TOT	424-356	10329	24.4	1075-1818	.591	619-1022	.606	1224	1987	3211	7.6	317	1277-16	129	539	546	2770	6.5	22

Three-point FG: 04-05, 0-1 (.000); '05-06, 0-1 (.000); '06-07, None Attempted; '07-08, None Attempted; '08-09, None Attempted; '09-10, 1-3 (.333). Total, 1-5 (.200)

YEAR	GP-GS	MIN	AVG	FGM-FGA	PCT	FTM-FTA	PCT	NBA PLAYOFF STATISTICS			AVG	AST	PF-D	STL	TO	BLK	PTS	AVG	HI
								OFF	DEF	TOT									
04-05	13-13	308	23.7	40-67	.597	11-28	.393	51	46	97	7.5	7	54-2	7	12	18	91	7.0	15
05-06	19-2	454	23.9	3463	.540	27-44	.614	55	72	127	6.7	6	75-2	11	12	24	95	5.0	14
06-07	5-2	38	7.6	2-3	.667	1-2	.500	8	9	17	3.4	1	9-0	0	4	0	5	1.0	3
07-08	5-5	95	19.0	7-17	.412	4-10	.400	12	9	21	4.2	0	15-0	1	3	3	18	3.6	6
08-09	10-10	255	25.5	22-36	.611	13-21	.619	25	36	61	6.1	7	41-1	4	19	9	57	5.7	11
09-10	5-4	118	23.6	0-8	.000	5-12	.417	18	15	33	6.6	3	19-0	1	6	5	5	1.0	5
TOT	57-36	1268	22.2	105-194	.541	61-117	.521	169	187	356	6.2	24	213-5	24	56	59	271	4.8	15

Three-point FG: 04-05, 0-3 (.000); '05-06, None Attempted; '06-07, None Attempted; '07-08, None Attempted; '08-09, None Attempted; '09-10, None Attempted. Total, 0-2 (.000)





DANIELS, MARQUIS #6

6-6 GUARD • AUBURN • BORN 1/7/81 • ROOKIE FREE AGENT SIGNEE 7/29/03 • RE-SIGNED 7/14/04 • TRADED TO INDIANA FOR AUSTIN CROSHERE 7/12/06

YEAR	GP-GS	MIN	AVG	FGM-FGA	PCT	FTM-FTA	- REBOUNDS -			TOT	AVG	AST	PF-D	STL	TO	BLK	PTS	AVG	HI
							PCT	OFF	DEF										
03-04	56-15	1039	18.6	203-411	.494	60-78	.769	66	80	146	2.6	116	51-0	53	44	12	477	8.5	33
04-05	60-17	1412	23.5	220-504	.437	98-133	.737	87	129	216	3.6	128	124-0	83	86	14	545	9.1	32
05-06	62-29	1766	28.5	246-512	.480	138-183	.754	81	143	224	3.6	172	143-2	67	100	13	634	10.2	24
TOT	178-61	4217	23.7	669-1427	.469	296-394	.751	234	352	586	3.3	416	318-2	203	230	39	1656	9.3	33

Three-point FG: '03-04, 11-36 (.306); '04-05, 7-35 (.200); '05-06, 4-19 (.211). Total, 22-90 (.244)

YEAR	GP-GS	MIN	AVG	FGM-FGA	PCT	FTM-FTA	NBA PLAYOFF STATISTICS			TOT	AVG	AST	PF-D	STL	TO	BLK	PTS	AVG	HI
							PCT	OFF	DEF										
03-04	5-5	184	36.8	32-75	.427	14-22	.636	10	21	31	6.2	15	14-0	10	15	3	79	15.8	22
04-05	11-0	165	15.0	26-60	.433	19-27	.704	15	19	34	3.1	14	15-0	6	13	3	72	6.5	13
05-06	20-0	222	11.1	25-56	.446	16-21	.762	10	11	21	1.1	26	26-0	5	12	1	68	3.4	13
TOT	36-5	571	15.9	83-191	.435	49-70	.700	35	51	86	2.4	55	55-0	21	40	7	219	6.1	22

Three-point FG: '03-04, 1-7 (.143); '04-05, 1-6 (.167); '05-06, 2-5 (.400). Total, 4-18 (.222)

DANILOVIC, SASHA #5

6-6 GUARD • BORN 2/26/70 • ACQUIRED FROM MIAMI WITH KURT THOMAS AND MARTIN MÜRSEPP FOR JAMAL MASHBURN 2/14/97 • EXERCISED OPTION FOR FREE AGENCY ON 6/1/97, FORGOING THE FINAL TWO YEARS OF CONTRACT

YEAR	GP-GS	MIN	AVG	FGM-FGA	PCT	FTM-FTA	- REBOUNDS -			TOT	AVG	AST	PF-D	STL	TO	BLK	PTS	AVG	HI
							PCT	OFF	DEF										
96-97	13-9	438	33.7	73-174	.420	48-57	.842	8	26	34	1.9	25	37-0	15	22	1	216	16.6	23

Three-point FG: 22-60 (.367)

DANTLEY, ADRIAN #4

6-5 FORWARD • NOTRE DAME '77 • BORN 2/28/56 • ACQUIRED FROM DETROIT WITH 1991 FIRST-ROUND CHOICE FOR MARK AGUIRRE 2/15/89 • WAIVED 5/2/90

YEAR	GP-GS	MIN	AVG	FGM-FGA	PCT	FTM-FTA	- REBOUNDS -			TOT	AVG	AST	PF-D	STL	TO	BLK	PTS	AVG	HI
							PCT	OFF	DEF										
88-89	31-25	1081	34.9	212-459	.462	204-263	.776	64	89	153	4.9	78	87-0	20	82	7	628	20.3	34
89-90	45-45	1300	28.9	231-484	.477	200-254	.787	78	94	172	3.8	80	99-0	20	75	7	662	14.7	30
TOT	76-70	2381	31.3	443-943	.470	404-517	.781	142	183	325	4.3	158	186-0	40	157	14	1290	17.0	34

Three-point FG: '88-89, 0-1 (.000); '89-90, 0-2 (.000). Total, 0-3 (.000)

DAVIS, BRAD #15

6-3 GUARD • MARYLAND '78 • BORN 12/17/55 • FREE AGENT SIGNEE 12/2/80 • RETIRED 4/92

YEAR	GP-GS	MIN	AVG	FGM-FGA	PCT	FTM-FTA	- REBOUNDS -			TOT	AVG	AST	PF-D	STL	TO	BLK	PTS	AVG	HI
							PCT	OFF	DEF										
80-81	56-26	1686	30.1	230-410	.561	163-204	.799	29	122	151	6.9	385	156-2	52	123	11	626	11.2	31
81-82	82-82	2614	31.9	397-771	.515	185-230	.804	35	191	226	6.2	509	218-5	73	159	6	993	12.1	32
82-83	79-78	2323	29.4	359-628	.572	186-220	.845	34	164	198	7.2	565	176-2	80	143	11	915	11.6	21
83-84	81-81	2665	32.9	345-651	.530	199-238	.836	41	146	187	6.9	561	218-4	94	166	13	896	11.1	24
84-85	82-82	2539	31.0	310-614	.505	158-178	.888	39	154	193	7.1	581	219-1	91	123	10	825	10.1	19
85-86	82-43	1971	24.0	267-502	.532	198-228	.868	26	120	146	5.7	467	174-2	57	110	15	764	9.3	23
86-87	82-6	1582	19.3	199-436	.456	147-171	.860	27	87	114	4.5	373	159-0	63	114	10	577	7.0	24
87-88	75-12	1480	19.7	208-415	.501	91-108	.843	18	84	102	4.0	303	149-0	51	91	18	537	7.2	25
88-89	78-4	1395	17.9	183-379	.483	99-123	.805	14	94	108	3.1	242	151-0	48	92	18	497	6.4	17
89-90	73-2	1292	17.7	179-365	.490	77-100	.770	12	81	93	3.3	242	151-2	47	86	9	470	6.4	25
90-91	80-6	1426	17.8	159-373	.426	91-118	.771	13	105	118	2.9	230	212-1	45	77	17	431	5.4	15
91-92	33-0	429	13.0	38-86	.442	11-15	.733	4	29	33	2.0	66	57-0	11	27	3	92	2.8	8
TOT	883-422	21402	24.2	2874-5630	.510	1605-1933	.830	292	1377	1669	5.1	4524	2040-19	712	1311	141	7623	8.6	32

THREE-POINT FG: '80-81, 3-17 (.176); '81-82, 14-49 (.286); '82-83, 11-43 (.256); '83-84, 7-38 (.184); '84-85, 47-115 (.409); '85-86, 32-89 (.360); '86-87, 32-106 (.302); '87-88, 30-74 (.405); '88-89, 32-102 (.314); '89-90, 35-104 (.337); '90-91, 22-85 (.259); '91-92, 5-18 (.278). TOTAL, 270-840 (.321)

YEAR	GP-GS	MIN	AVG	FGM-FGA	PCT	FTM-FTA	NBA PLAYOFF STATISTICS			TOT	AVG	AST	PF-D	STL	TO	BLK	PTS	AVG	HI
							PCT	OFF	DEF										
83-84	10-10	304	30.4	33-73	.452	15-19	.789	6	13	19	5.0	50	18-0	6	18	0	81	8.1	18
84-85	4-4	113	28.3	13-26	.500	12-13	.923	1	7	8	5.5	22	11-0	4	6	1	41	10.3	14
85-86	10-0	163	16.3	24-44	.545	19-24	.792	1	18	19	2.3	23	22-0	3	15	0	77	7.7	26
86-87	4-0	75	18.8	13-23	.565	7-9	.778	2	7	9	4.3	17	4-0	0	6	0	33	8.3	10
87-88	17-0	295	17.4	42-70	.600	24-26	.923	1	19	20	3.2	55	34-0	3	29	5	109	6.4	14
89-90							DNP - Injured Right Hamstring												
TOT	45-14	950	21.1	125-236	.530	77-91	.846	11	64	75	3.7	167	89-0	16	74	6	341	7.6	26

Three-point FG: '83-84, 0-2 (.000); '84-85, 3-8 (.375); '85-86, 10-15 (.667); '86-87, 0-2 (.000); '87-88, 1-5 (.200). Total, 14-32 (.438)

DAVIS, HUBERT #24

6-4 GUARD • NORTH CAROLINA '92 • BORN 5/17/70 • FREE AGENT SIGNEE 9/4/97 • RE-SIGNED 8/1/00 • TRADED WITH CHRISTIAN LAETTNER, LOY VAUGHT, COURTNEY ALEXANDER, ETAN THOMAS AND CASH TO WASHINGTON FOR JUWAN HOWARD, CALVIN BOOTH AND OBINNA EKEZIE 2/22/01

YEAR	GP-GS	MIN	AVG	FGM-FGA	PCT	FTM-FTA	- REBOUNDS -			TOT	AVG	AST	PF-D	STL	TO	BLK	PTS	AVG	HI
							PCT	OFF	DEF										
97-98	81-30	2378	29.4	350-767	.456	97-116	.836	34	135	169	2.1	157	117-0	43	88	5	898	11.1	25
98-99	50-21	1378	27.6	174-397	.438	44-50	.880	3	83	86	1.7	89	76-0	21	57	3	457	9.1	21
99-00	79-15	1817	23.0	217-464	.468	67-77	.870	17	117	134	1.7	141	109-0	24	70	3	583	7.4	27
00-01	51-7	1261	24.7	139-314	.443	35-41	.854	18	91	109	2.1	61	92-0	29	56	1	371	7.3	32
TOT	261-73	6834	26.2	880-1942	.453	243-284	.856	72	426	498	1.9	448	394-0	117	271	12	2309	8.8	32

Three-point FG: '97-98, 101-230 (.439); '98-99, 65-144 (.451); '99-00, 82-167 (.491); '00-01, 58-133 (.436). Total, 306-674 (.454)



**DAVIS, MONTI #43**

6-7 FORWARD • TENNESSEE STATE '80 • BORN 7/26/58 • FREE AGENT SIGNEE 1/2/81 • WAIVED 1/12/81

YEAR	GP-GS	MIN	AVG	FGM-FGA	PCT	FTM-FTA	PCT	- REBOUNDS -			AVG	AST	PF-D	STL	TO	BLK	PTS	AVG	HI
								OFF	DEF	TOT									
80-81	1-0	8	8.0	0-4	.000	1-5	.200	2	1	3	3.0	0	0-0	0	0	1	1	1.0	1

Three-point FG: None Attempted.

DAVIS, TERRY #43

6-10 FORWARD/CENTER • VIRGINIA UNION '89 • BORN 6/17/67 • FREE AGENT SIGNEE 8/6/91 • WAIVED 10/29/96

YEAR	GP-GS	MIN	AVG	FGM-FGA	PCT	FTM-FTA	PCT	- REBOUNDS -			AVG	AST	PF-D	STL	TO	BLK	PTS	AVG	HI
								OFF	DEF	TOT									
91-92	68-67	2149	31.6	256-531	.482	181-285	.635	228	444	672	9.9	57	202-1	26	117	29	693	10.2	20
92-93	75-74	2462	32.8	393-863	.455	167-281	.594	259	442	701	9.3	68	199-3	36	160	28	955	12.7	35
93-94	15-5	286	19.1	24-59	.407	8-12	.667	30	44	74	4.9	6	27-0	9	5	1	56	3.7	10
94-95	46-2	580	12.6	49-113	.434	42-66	.636	63	93	156	3.4	10	76-2	6	30	3	140	3.0	11
95-96	28-0	501	17.9	55-108	.509	27-47	.574	43	74	117	4.2	21	66-2	10	25	4	137	4.9	15
TOT	232-148	5978	25.8	777-1674	.464	425-691	.615	623	1097	1720	7.4	162	570-8	87	337	65	1981	8.5	35

Three-point FG: '91-92, 0-5 (.000); '92-93, 2-8 (.250); '93-94, None Attempted; '94-95, 0-2 (.000); '95-96, None Attempted. Total, 2-15 (.133)

DELK, TONY #7

6-2 GUARD • KENTUCKY '96 • BORN 1/28/74 • ACQUIRED WITH ANTOINE WALKER FROM BOSTON FOR RAEF LAFRENTZ, JIRI WELSON, CHRIS MILLS AND A FIRST-ROUND PICK 10/20/03 • TRADED TO ATLANTA WITH ANTOINE WALKER FOR ALAN HENDERSON, JASON TERRY AND A FIRST-ROUND PICK 8/4/04

YEAR	GP-GS	MIN	AVG	FGM-FGA	PCT	FTM-FTA	PCT	- REBOUNDS -			AVG	AST	PF-D	STL	TO	BLK	PTS	AVG	HI
								OFF	DEF	TOT									
03-04	33-11	509	15.4	70-184	.380	37-44	.841	16	43	59	1.8	28	46-0	27	17	7	197	6.0	22

Three-point FG: 20-66 (.303)

YEAR	GP-GS	MIN	AVG	FGM-FGA	PCT	FTM-FTA	PCT	NBA PLAYOFF STATISTICS			AVG	AST	PF-D	STL	TO	BLK	PTS	AVG	HI
								OFF	DEF	TOT									
03-04	1-0	5	5.0	0-0	---	0-0	---	0	1	1	1.0	2	0-0	1	0	0	0	0.0	0

Three-point FG: None Attempted.

DENTMON, JUSTIN #7

5-11 GUARD • WASHINGTON • BORN 9/5/85 • SIGNED TO A 10-DAY CONTRACT BY DALLAS 3/25/13 • CONTRACT EXPIRED 4/3/13

YEAR	GP-GS	MIN	AVG	FGM-FGA	PCT	FTM-FTA	PCT	- REBOUNDS -			AVG	AST	PF-D	STL	TO	BLK	PTS	AVG	HI
								OFF	DEF	TOT									
12-13	2-0	4	2.0	0-2	.000	0-0	---	0	0	0	0.0	0	0-0	0	0	0	0	0.0	0

Three-point FG: None Attempted.

DICKAU, DAN #21

6-0 GUARD • GONZAGA '02 • BORN 9/16/78 • ACQUIRED WITH ERICK DAMPIER, EVAN ESCHMEYER AND THE DRAFT RIGHTS TO STEVE LOGAN FOR CHRISTIAN LAETTNER, EDUARDO NAJERA, TWO FIRST-ROUND DRAFT PICKS, CASH CONSIDERATIONS AND THE RIGHTS TO LUIS FLORES AND MLADEN SEKULARAC 8/24/04 • TRADED TO NEW ORLEANS WITH A SECOND-ROUND PICK FOR DARRELL ARMSTRONG 12/3/04

YEAR	GP-GS	MIN	AVG	FGM-FGA	PCT	FTM-FTA	PCT	- REBOUNDS -			AVG	AST	PF-D	STL	TO	BLK	PTS	AVG	HI
								OFF	DEF	TOT									
04-05	4-0	16	4.0	1-8	.125	2-3	.667	0	1	1	1.0	1	1-0	0	1	0	5	1.3	5

Three-point FG: 1-3 (.333)

DIOP, DESAGANA #7

7-0 CENTER • OAK HILL ACADEMY (VA.) '01 • BORN 1/30/82 • FREE AGENT SIGNEE 8/19/05 • TRADED WITH DEVIN HARRIS, TRENTON HASSELL, KEITH VAN HORN, MAURICE AGER AND TWO FIRST-ROUND PICKS TO NEW JERSEY FOR JASON KIDD, MALIK ALLEN AND ANTOINE WRIGHT 2/19/08 • FREE AGENT SIGNEE 7/9/08 • TRADED TO CHARLOTTE FOR MATT CARROLL AND RYAN HOLLINS 1/16/09

YEAR	GP-GS	MIN	AVG	FGM-FGA	PCT	FTM-FTA	PCT	- REBOUNDS -			AVG	AST	PF-D	STL	TO	BLK	PTS	AVG	HI
								OFF	DEF	TOT									
05-06	81-45	1510	18.6	75-154	.487	39-72	.542	145	229	374	4.6	23	253-3	44	36	146	190	2.3	9
06-07	81-9	1480	18.3	71-151	.470	48-86	.558	166	272	438	5.4	30	244-2	40	63	113	190	2.3	10
07-08	52-18	894	17.2	67-115	.583	24-40	.600	111	159	270	5.2	26	100-1	20	42	63	158	3.0	10
08-09	34-0	452	13.3	22-58	.379	12-29	.414	45	73	118	3.5	13	55-1	12	11	25	56	1.6	4
tot	248-72	4336	17.5	235-478	.492	123-237	.519	467	733	1200	4.8	92	652-7	116	152	347	594	2.4	10

THREE-POINT FG: '05-06, 1-2 (.500); '06-07, 0-1 (.000); '07-08, NONE ATTEMPTED; '08-09, NONE ATTEMPTED. TOTAL, 1-3 (.333)

YEAR	GP-GS	MIN	AVG	FGM-FGA	PCT	FTM-FTA	PCT	NBA PLAYOFF STATISTICS			AVG	AST	PF-D	STL	TO	BLK	PTS	AVG	HI
								OFF	DEF	TOT									
05-06	22-18	407	18.5	24-39	.615	11-18	.611	40	69	109	5.0	2	81-2	14	11	28	59	2.7	8
06-07	63	140	23.3	9-15	.600	3-7	.429	16	25	41	6.8	2	21-0	3	4	10	21	3.5	11
TOTAL	28-21	547	19.5	33-54	.611	14-25	.560	56	94	150	5.4	4	102-2	17	15	38	80	2.9	11

Three-point FG: None Attempted.



**DONALDSON, JAMES #40**

7-2 CENTER • WASHINGTON STATE '79 • BORN 8/16/57 • ACQUIRED FROM L.A. CLIPPERS FOR KURT NIMPHIUS 11/25/85 • TRADED TO NEW YORK FOR BRIAN QUINNETT 2/20/92

YEAR	GP-GS	MIN	AVG	FGM-FGA	PCT	FTM-FTA	PCT	- REBOUNDS -			AVG	AST	PF-D	STL	TO	BLK	PTS	AVG	HI
								OFF	DEF	TOT									
85-86	69-64	2241	32.5	213-375	.568	147-184	.799	143	521	664	9.6	84	156-0	23	85	110	573	8.3	20
86-87	82-82	3028	36.9	311-531	.586	267-329	.812	295	678	973	11.9	63	191-0	51	104	136	889	10.8	23
87-88	81-81	2523	31.1	212-380	.558	147-189	.778	247	508	755	9.3	66	175-2	40	113	104	571	7.0	20
88-89	53-53	1746	32.9	193-337	.573	95-124	.766	158	412	570	10.8	38	111-0	24	83	81	481	9.1	21
89-90	73-73	2265	31.0	258-479	.539	149-213	.700	155	475	630	8.6	57	129-0	22	119	47	665	9.1	21
90-91	82-82	2800	34.1	327-615	.532	165-229	.721	201	526	727	8.9	69	181-0	34	146	93	819	10.0	25
91-92	44-32	994	22.6	107-227	.471	59-84	.702	97	173	270	6.1	31	86-0	8	41	44	273	6.2	15
TOT	484-467	15597	32.2	1621-2944	.551	1029-1352	.761	1296	3293	4589	9.5	408	1029-2	202	691	615	4271	8.8	25

Three-point FG: None Attempted.

NBA PLAYOFF STATISTICS

YEAR	GP-GS	MIN	AVG	FGM-FGA	PCT	FTM-FTA	PCT	OFF	DEF	TOT	AVG	AST	PF-D	STL	TO	BLK	PTS	AVG	HI
85-86	10-10	410	41.0	36-48	.750	37-40	.925	30	87	117	11.7	10	26-0	6	10	12	109	10.9	17
86-87	3-3	68	22.7	4-5	.800	8-9	.889	2	15	17	5.7	2	6-0	1	2	3	16	5.3	15
87-88	17-17	499	29.4	68-104	.654	22-37	.595	47	99	146	8.6	12	41-0	7	29	15	158	9.3	18
89-90	3-3	74	24.7	9-13	.692	4-5	.800	6	10	16	5.3	2	8-0	2	4	0	22	7.3	12
TOT	33-33	1051	31.8	117-170	.688	71-91	.780	85	211	296	9.0	26	81-0	16	45	30	305	9.2	18

Three-point FG: None Attempted.

NBA ALL-STAR GAME STATISTICS

YEAR	SITE	GP-GS	MIN	FGM-FGA	PCT	FTM-FTA	PCT	OFF	DEF	TOT	AST	PF-D	ST	TO	BLK	PTS	AVG
1988	CHI	1-0	8	0-0	-	2-2	1.000	1	5	6	1	2-0	0	0	2	2	2.0

Three-point FG: None Attempted.

DOUGLAS-ROBERTS, CHRIS #17

6-7 GUARD • MEMPHIS • BORN 1/8/87 • FREE AGENT SIGNEE 12/23/12 • WAIVED 1/6/13

YEAR	GP-GS	MIN	AVG	FGM-FGA	PCT	FTM-FTA	PCT	- REBOUNDS -			AVG	AST	PF-D	STL	TO	BLK	PTS	AVG	HI
								OFF	DEF	TOT									
12-13	6-0	16	10.5	5-14	.357	7-10	.700	0	5	5	0.8	4	4-0	2	1	0	17	2.8	6

Three-point FG: 0-4 (.000)

DREILING, GREG #40 (1993-94), #50 (1996-1997)

7-1 CENTER • KANSAS '86 • BORN 11/7/63 • FREE AGENT SIGNEE 10/7/93 • RIGHTS RENOUNCED 9/17/94 • FREE AGENT SIGNEE 10/1/96 • WAIVED 4/15/97

YEAR	GP-GS	MIN	AVG	FGM-FGA	PCT	FTM-FTA	PCT	- REBOUNDS -			AVG	AST	PF-D	STL	TO	BLK	PTS	AVG	HI
								OFF	DEF	TOT									
93-94	54-19	685	12.7	52-104	.500	27-38	.711	47	123	170	3.1	31	159-5	16	43	24	132	2.4	9
96-97	40-3	389	9.7	34-74	.459	11-27	.407	19	57	76	1.9	11	65-1	8	9	7	80	2.0	9
TOT	94-22	1074	11.4	86-178	.483	38-65	.538	66	180	246	2.6	42	224-6	24	52	31	212	2.3	9

Three-point FG: '93-94, 1-1 (1.000); '96-97, 1-1 (1.000). Total, 2-2 (1.000)

DROLLINGER, RALPH #52

7-2 CENTER • UCLA '76 • BORN 4/20/54 • FREE AGENT SIGNEE 6/9/80 • RETIRED 3/2/8

YEAR	GP-GS	MIN	AVG	FGM-FGA	PCT	FTM-FTA	PCT	- REBOUNDS -			AVG	AST	PF-D	STL	TO	BLK	PTS	AVG	HI
								OFF	DEF	TOT									
80-81	6-0	67	11.2	7-14	.500	1-4	.250	5	14	19	3.2	14	16-0	1	13	2	15	2.5	8

Three-point FG: None Attempted.

DUEROD, TERRY #42

6-2 GUARD • DISPERSAL CHOICE FROM DETROIT • DETROIT '79 • BORN 7/29/56 • WAIVED 12/2/80

YEAR	GP-GS	MIN	AVG	FGM-FGA	PCT	FTM-FTA	PCT	- REBOUNDS -			AVG	AST	PF-D	STL	TO	BLK	PTS	AVG	HI
								OFF	DEF	TOT									
80-81	18-8	337	18.7	74-161	.460	18-27	.667	15	24	39	2.2	30	19-0	12	25	4	168	9.3	22

Three-point FG: 2-6 (.333)

DUMAS, TONY #7

6-6 GUARD • D-1994 1ST RND (19TH OVERALL) • MISSOURI-KANSAS CITY '94 • BORN 8/25/72 • TRADED TO PHOENIX WITH JASON KIDD AND LOREN MEYER FOR SAM CASSELL, MICHAEL FINLEY AND A.C. GREEN AND A 1998 SECOND-ROUND DRAFT CHOICE 12/26/96

YEAR	GP-GS	MIN	AVG	FGM-FGA	PCT	FTM-FTA	PCT	- REBOUNDS -			AVG	AST	PF-D	STL	TO	BLK	PTS	AVG	HI
								OFF	DEF	TOT									
94-95	58-0	613	10.6	96-250	.384	50-77	.649	32	30	62	1.1	57	78-0	13	50	4	264	4.6	24
95-96	67-12	1284	19.2	274-655	.418	154-257	.599	58	57	115	1.7	99	128-0	42	77	13	776	11.6	39
96-97	18-0	227	12.6	27-77	.351	15-23	.652	3	11	14	0.8	22	36-0	10	15	1	72	4.0	15
TOT	143-12	2124	14.9	397-982	.404	219-357	.613	93	98	191	1.3	178	242-0	65	142	18	1112	7.8	39

Three-point FG: '94-95, 22-73 (.301); '95-96, 74-207 (.357); '96-97, 3-24 (.125). Total, 99-304 (.326)



**EISLEY, HOWARD #9**

6-3 GUARD • BOSTON COLLEGE '94 • BORN 12/4/72 • ACQUIRED FROM UTAH WITH BILL CURLEY FROM GOLDEN STATE AND DANA BARROS FROM BOSTON IN A FOUR-TEAM TRADE THAT SENT BRUNO SUNDQV TO UTAH AND ROBERT PACK AND JOHN WILLIAMS AND CASH TO BOSTON 8/16/00 • TRADED TO NEW YORK FOR MUGGSY BOGUES 8/10/01

YEAR	GP-GS	MIN	AVG	FGM-FGA	PCT	FTM-FTA	- REBOUNDS -			TOT	AVG	AST	PF-D	STL	TO	BLK	PTS	AVG	HI
							PCT	OFF	DEF										
00-01	82-40	2426	29.6	265-675	.393	104-126	.825	23	174	197	295	3.6	218-3	99	102	12	741	9.0	27

Three-point FG: 107-269 (.398)

YEAR	GP-GS	MIN	AVG	FGM-FGA	PCT	FTM-FTA	NBA PLAYOFF STATISTICS			TOT	AVG	AST	PF-D	STL	TO	BLK	PTS	AVG	HI
							PCT	OFF	DEF										
00-01	9-0	194	21.6	19-53	.358	4-4	1.000	1	11	12	17	1.9	18-0	5	13	1	52	5.8	16

EKEZIE, OBINNA #54

6-9 FORWARD • MARYLAND '99 • BORN 8/22/75 • ACQUIRED FROM WASHINGTON WITH JUWAN HOWARD AND CALVIN BOOTH FOR COURTNEY ALEXANDER, CHRISTIAN LAETTNER, LOY VAUGHT, HUBERT DAVIS, ETAN THOMAS AND CASH 2/22/01 • COMPLETED CONTRACT 5/01

YEAR	GP-GS	MIN	AVG	FGM-FGA	PCT	FTM-FTA	- REBOUNDS -			TOT	AVG	AST	PF-D	STL	TO	BLK	PTS	AVG	HI
							PCT	OFF	DEF										
00-01	4-0	8	2.0	0-4	.000	0-0	.000	0	2	2	0.5	0	2-0	0	0	0	0	0.0	0

Three-point FG: None Attempted.

ELLINGTON, WAYNE #21

6-4 GUARD • NORTH CAROLINA '09 • BORN 11/29/87 • FREE AGENT SIGNEE 7/10/13 • TRADED WITH JOSÉ CALDERÓN, SAMUEL DALEMBERT, SHANE LARKIN, AND TWO 2ND ROUND DRAFT PICKS TO NEW YORK IN EXCHANGE FOR TYSON CHANDLER AND RAYMOND FELTON 6/25/14

YEAR	GP-GS	MIN	AVG	FGM-FGA	PCT	FTM-FTA	- REBOUNDS -			TOT	AVG	AST	PF-D	STL	TO	BLK	PTS	AVG	HI
							PCT	OFF	DEF										
13-14	45-1	393	8.7	55-126	.437	10-11	.909	8	35	43	1.0	19	33-0	16	11	2	145	3.2	12

Three-point FG: '13-14, 25-59 (.424).

YEAR	GP-GS	MIN	AVG	FGM-FGA	PCT	FTM-FTA	NBA PLAYOFF STATISTICS			TOT	AVG	AST	PF-D	STL	TO	BLK	PTS	AVG	HI
							PCT	OFF	DEF										
13-14	2-0	14	7.0	2-6	.333	2-2	1.000	0	2	2	1.0	2	1-0	0	2	0	8	4.0	8

Three-point FG: '13-14, 2-6 (.333)

ELLIS, DALE #14

6-7 FORWARD • D-1983 1ST RND (9TH OVERALL) • TENNESSEE '83 • BORN 8/6/60 • TRADED TO SEATTLE FOR AL WOOD 7/23/86

YEAR	GP-GS	MIN	AVG	FGM-FGA	PCT	FTM-FTA	- REBOUNDS -			TOT	AVG	AST	PF-D	STL	TO	BLK	PTS	AVG	HI
							PCT	OFF	DEF										
83-84	67-2	1059	15.8	225-493	.456	87-121	.719	106	144	250	3.7	56	118-0	41	78	9	549	8.2	31
84-85	72-4	1314	18.3	274-603	.454	77-104	.740	100	138	238	3.3	56	131-1	46	58	7	667	9.3	29
85-86	72-1	1086	15.1	193-470	.411	59-82	.720	86	82	168	2.3	37	78-0	40	38	9	508	7.1	28
TOT	211-7	3459	16.4	692-1566	.442	223-307	.726	292	364	656	3.1	149	327-1	127	174	25	1724	8.2	31

Three-point FG: 0-1 (.000)

YEAR	GP-GS	MIN	AVG	FGM-FGA	PCT	FTM-FTA	NBA PLAYOFF STATISTICS			TOT	AVG	AST	PF-D	STL	TO	BLK	PTS	AVG	HI
							PCT	OFF	DEF										
83-84	8-1	178	22.3	26-80	.325	6-8	.750	19	23	42	5.3	4	17-0	10	5	2	59	7.4	16
84-85	4-1	68	17.0	10-23	.435	1-2	.500	4	3	7	1.8	3	3-0	4	4	0	23	5.8	9
85-86	7-0	67	9.6	9-22	.409	5-5	1.000	3	4	7	1.0	2	6-0	2	4	2	30	4.3	16
TOT	19-2	313	16.5	45-125	.360	12-15	.800	26	30	56	2.9	9	26-0	16	13	4	112	5.9	16

Three-point FG: '83-84, 1-12 (.083); '84-85, 2-5 (.400); '85-86, 7-12 (.583). Total, 10-29 (.345)

ELLIS, MONTA #11

6-3 GUARD • LANIER HS (MS) • BORN 10/26/85 • FREE AGENT SIGNEE 7/23/13 • DID NOT EXERCISE CONTRACT OPTION 6/30/15

YEAR	GP-GS	MIN	AVG	FGM-FGA	PCT	FTM-FTA	- REBOUNDS -			TOT	AVG	AST	PF-D	STL	TO	BLK	PTS	AVG	HI
							PCT	OFF	DEF										
13-14	82-82	3023	36.9	576-1278	.451	339-430	.788	38	257	295	3.6	471	197-0	141	264	217	1560	19.0	37
14-15	80-80	2699	33.7	602-1354	.445	228-303	.752	34	156	190	2.4	329	197-0	148	198	25	1513	18.9	38
TOT	162-162	5722	35.3	1178-2632	.448	567-733	.774	72	413	485	3.0	800	394-0	289	462	48	3073	19.0	38

Three-point FG: '13-14, 69-209 (.330); '14-15, 81-284 (.285). Total, 150-493 (.304).

YEAR	GP-GS	MIN	AVG	FGM-FGA	PCT	FTM-FTA	NBA PLAYOFF STATISTICS			TOT	AVG	AST	PF-D	STL	TO	BLK	PTS	AVG	HI
							PCT	OFF	DEF										
13-14	7-7	249	35.6	52-127	.409	27-31	.871	6	11	17	2.4	20	19-0	9	15	1	143	20.4	29
14-15	5-5	197	39.4	52-111	.468	15-20	.750	4	12	16	3.2	26	18-0	10	16	3	130	26.0	34
TOT	12-12	446	37.2	104-238	.437	42-51	.824	10	23	33	2.8	46	37-0	19	31	4	273	22.8	34

Three-point FG: '13-14, 12-34 (.353); '13-14, 11-30 (.367). Total, 23-64 (.359).



**ENGLISH, ALEX #2**

6-7 FORWARD • SOUTH CAROLINA '76 • BORN 1/5/54 • FREE AGENT SIGNEE 8/15/90 • DID NOT EXERCISE OPTION ON SECOND YEAR OF CONTRACT 5/1/91

YEAR	GP-GS	MIN	AVG	FGM-FGA	PCT	FTM-FTA	PCT	- REBOUNDS -			AVG	AST	PF-D	STL	TO	BLK	PTS	AVG	HI
								OFF	DEF	TOT									
90-91	79-26	1748	22.1	322-734	.439	119-140	.850	108	146	254	3.2	105	141-0	40	101	25	763	9.7	27

Three-point FG: 0-1 (.000)

ESCHMEYER, EVAN #42

6-11 CENTER • NORTHWESTERN '99 • BORN 5/30/75 • FREE AGENT SIGNEE 8/25/01 • TRADED TO GOLDEN STATE WITH AVERY JOHNSON, POPEYE JONES, ANTOINE RIGAUDEAU AND NICK VAN EXEL FOR DANNY FORTSON, ANTAWN JAMISON, CHRIS MILLS AND JIRI WELSCH 8/18/03 • ACQUIRED FROM GOLDEN STATE WITH ERICK DAMPIER, DAN DICKAU AND THE DRAFT RIGHTS TO STEVE LOGAN FOR CHRISTIAN LAETTNER, EDUARDO NAJERA, TWO FIRST-ROUND DRAFT PICKS, THE DRAFT RIGHTS TO LUIS FLORES AND MLADEN SEKULARAC AND CASH CONSIDERATIONS 8/24/04 • ANNOUNCED RETIREMENT 10/23/04

YEAR	GP-GS	MIN	AVG	FGM-FGA	PCT	FTM-FTA	PCT	- REBOUNDS -			AVG	AST	PF-D	STL	TO	BLK	PTS	AVG	HI
								OFF	DEF	TOT									
01-02	31-6	299	9.6	21-50	.420	20-33	.606	35	63	98	3.2	9	60-1	10	16	9	62	2.0	6
02-03	17-3	135	7.9	7-19	.368	3-4	.750	10	19	29	1.7	6	35-1	10	6	7	17	1.0	5
TOT	48-9	434	9.0	28-69	.406	23-37	.622	45	82	127	2.6	15	95-2	20	22	16	79	1.6	6

Three-point FG: None Attempted.

YEAR	GP-GS	MIN	AVG	FGM-FGA	PCT	FTM-FTA	PCT	NBA PLAYOFF STATISTICS			AVG	AST	PF-D	STL	TO	BLK	PTS	AVG	HI
								OFF	DEF	TOT									
01-02	3-0	8	2.7	0-1	.000	0-0	.000	1	1	2	0.7	1	2-0	0	0	1	0	0.0	0
02-03	5-0	32	6.4	3-6	.500	0-0	.000	1	2	5	1.0	2	8-0	3	0	1	6	1.2	6
TOT	8-0	40	5.0	3-7	.429	0-0	.000	2	3	7	0.9	3	11-0	3	0	2	6	0.8	6

Three-point FG: None Attempted.

EVANS, JEREMY #21

6-9 FORWARD • WESTERN KENTUCKY • BORN 10/24/87 • FREE AGENT SIGNEE 7/31/15 • TRADED TO INDIANA WITH THE RIGHTS TO EMIR PRELDZIC AND CASH CONSIDERATIONS IN EXCHANGE FOR THE RIGHTS TO STANKO BARAC 7/7/16

YEAR	GP-GS	MIN	AVG	FGM-FGA	PCT	FTM-FTA	PCT	- REBOUNDS -			AVG	AST	PF-D	STL	TO	BLK	PTS	AVG	HI
								OFF	DEF	TOT									
15-16	30-2	251	8.4	26-48	.542	15-21	.714	11	43	54	1.8	2	19-0	6	7	9	71	2.4	8

Three-point FG: 4-16 (.250)

FARMER, JIM #21

6-4 GUARD • D-1987 1ST RND (20TH OVERALL) • ALABAMA '87 • BORN 9/23/64 • WAIVED 11/3/88

YEAR	GP-GS	MIN	AVG	FGM-FGA	PCT	FTM-FTA	PCT	- REBOUNDS -			AVG	AST	PF-D	STL	TO	BLK	PTS	AVG	HI
								OFF	DEF	TOT									
87-88	30-0	157	5.2	26-69	.377	9-10	.900	9	9	18	0.6	16	18-0	3	22	1	61	2.0	8

Three-point FG: 0-6 (.000)

YEAR	GP-GS	MIN	AVG	FGM-FGA	PCT	FTM-FTA	PCT	NBA PLAYOFF STATISTICS			AVG	AST	PF-D	STL	TO	BLK	PTS	AVG	HI
								OFF	DEF	TOT									
87-88	3-0	11	3.7	2-6	.333	0-0	---	3	1	4	1.3	1	2-0	0	2	0	4	1.3	2

Three-point FG: None Attempted.

FAZEKAS, NICK #20

7-0 FORWARD • D-2007 2ND RND (34TH OVERALL) • NEVADA-RENO '07 • BORN 6/17/85 • WAIVED 2/19/08

YEAR	GP-GS	MIN	AVG	FGM-FGA	PCT	FTM-FTA	PCT	- REBOUNDS -			AVG	AST	PF-D	STL	TO	BLK	PTS	AVG	HI
								OFF	DEF	TOT									
07-08	4-0	9	2.3	2-5	.400	0-0	---	1	2	3	0.8	0	0-0	0	0	0	4	1.0	2

Three-point FG: None Attempted.

FELTON, RAYMOND #2

6-1 GUARD • NORTH CAROLINA • BORN 6/26/84 • ACQUIRED FROM NEW YORK WITH TYSON CHANDLER IN EXCHANGE FOR SAMUEL DALEMBERT, JOSE CALDERON, WAYNE ELLINGTON, SHANE LARKIN AND TWO SECOND ROUND PICKS 6/25/14 • COMPLETED CONTRACT 6/30/16

YEAR	GP-GS	MIN	AVG	FGM-FGA	PCT	FTM-FTA	PCT	- REBOUNDS -			AVG	AST	PF-D	STL	TO	BLK	PTS	AVG	HI
								OFF	DEF	TOT									
14-15	29-3	281	9.7	43-106	.406	12-15	.800	2	24	26	0.9	41	17-0	11	18	4	108	3.7	15
15-16	80-31	2192	27.4	277-682	.406	149-176	.847	36	222	258	3.2	284	141-0	68	121	15	763	9.5	23
TOT	109-34	2473	22.7	320-788	.406	161-191	.843	38	246	284	2.6	325	158-0	79	139	19	871	8.0	23

Three-point FG: '14-15, 10-34 (.340); '15-16, 60-213 (.282). TOTAL, 70-247 (.283)

YEAR	GP-GS	MIN	AVG	FGM-FGA	PCT	FTM-FTA	PCT	NBA PLAYOFF STATISTICS			AVG	AST	PF-D	STL	TO	BLK	PTS	AVG	HI
								OFF	DEF	TOT									
14-15	3-1	36	12.0	4-15	.267	3-3	1.000	1	6	7	2.3	4	1-0	0	0	0	11	3.7	9
15-16	5-4	172	34.5	32-69	.464	7-11	.636	2	21	23	4.6	23	14-0	6	12	0	75	15.0	21
TOT	8-5	208	26.0	36-84	.429	10-14	.714	3	27	30	3.8	27	15-0	6	12	0	86	10.8	21

Three-point FG: '14-15, 0-4 (.000); '15-16, 4-14 (.286). Total, 4-18 (.222)



**FERRELL, YOGI #11**

6-0 GUARD • INDIANA • BORN 5/9/93 • SIGNED TO A 10-DAY CONTRACT 1/28/17 • SIGNED TO A MULTI-YEAR DEAL 2/7/17 • COMPLETED CONTRACT 6/30/18

YEAR	GP-GS	MIN	AVG	FGM-FGA	PCT	FTM-FTA	PCT	- REBOUNDS -			AVG	AST	PF-D	STL	TO	BLK	PTS	AVG	HI
								OFF	DEF	TOT									
16-17	36-29	1046	29.0	142-345	.412	64-73	.877	16	83	99	2.8	155	79-0	40	56	7	408	11.3	32
17-18	82-21	2281	27.8	311-730	.426	82-103	.796	26	223	249	3.0	201	153-0	64	78	9	838	10.2	24
TOT	118-50	3328	28.2	453-1075	.421	146-176	.830	42	306	348	2.9	356	232-0	104	134	16	1246	10.6	32

Three-point FG: '16-17, 60-149 (.403); '17-18, 134-359 (.373). TOTAL, 194-508 (.382)

FINLEY, MICHAEL #4

6-7 GUARD/FORWARD • WISCONSIN '95 • BORN 3/6/73 • ACQUIRED FROM PHOENIX WITH SAM CASSELL, A.C. GREEN AND A SECOND-ROUND DRAFT CHOICE FOR JASON KIDD, TONY DUMAS AND LOREN MEYER 12/26/96 • WAIVED 8/15/05

YEAR	GP-GS	MIN	AVG	FGM-FGA	PCT	FTM-FTA	PCT	- REBOUNDS -			AVG	AST	PF-D	STL	TO	BLK	PTS	AVG	HI
								OFF	DEF	TOT									
96-97	56-36	1994	35.6	334-774	.432	142-176	.807	54	198	252	4.5	156	96-0	50	120	20	897	16.0	33
97-98	82-82	3394	41.4	675-1505	.449	326-416	.784	150	288	438	5.3	405	163-0	132	219	30	1763	21.5	39
98-99	50-50	2051	41.0	389-876	.444	186-226	.823	69	194	263	5.3	218	96-1	66	107	15	1009	20.2	36
99-00	82-82	3464	42.2	748-1636	.457	260-317	.820	122	396	518	6.3	438	171-1	109	196	32	1855	22.6	38
00-01	82-82	3443	42.0	711-1552	.458	252-325	.775	109	316	425	5.2	360	174-2	118	190	32	1765	21.5	38
01-02	69-69	2754	39.9	569-1228	.463	210-251	.837	90	270	360	5.2	230	144-1	65	117	25	1424	20.6	39
02-03	69-69	2642	38.3	507-1193	.425	198-230	.861	107	295	402	5.8	205	105-0	76	114	21	1331	19.3	42
03-04	72-72	2778	38.6	514-1159	.443	164-193	.850	78	247	325	4.5	212	118-0	84	83	39	1342	18.6	38
04-05	64-64	2358	36.8	387-907	.427	113-136	.831	45	217	262	4.1	169	123-0	48	60	18	1003	15.7	33
TOT	626-606	24878	39.7	4834-10830	.446	1851-2270	.815	824	2421	3245	5.2	2393	1190-5	748	1206	232	12389	19.8	42

Three-point FG: '96-97, 87-225 (.387); '97-98, 87-244 (.357); '98-99, 45-136 (.331); '99-00, 99-247 (.401); '00-01, 91-263 (.346); '01-02, 76-224 (.339); '02-03, 119-322 (.370); '03-04, 150-370 (.405); '04-05, 116-285 (.407). Total, 870-2316 (.376)

YEAR	GP-GS	MIN	AVG	FGM-FGA	PCT	FTM-FTA	PCT	NBA PLAYOFF STATISTICS			AVG	AST	PF-D	STL	TO	BLK	PTS	AVG	HI
								OFF	DEF	TOT									
00-01	10-10	434	43.4	72-200	.360	36-44	.818	13	40	53	5.3	44	23-0	12	24	2	197	19.7	33
01-02	8-8	373	46.6	69-184	.466	45-50	.900	13	37	50	6.3	18	24-0	12	15	4	197	24.6	37
02-03	20-20	822	41.1	131-301	.435	57-66	.864	25	90	115	5.8	60	46-0	26	31	12	366	18.3	31
03-04	5-5	196	39.2	26-68	.382	6-10	.600	6	10	16	3.2	13	8-0	4	9	3	65	13.0	18
04-05	13-13	491	37.8	65-153	.425	16-18	.889	13	43	56	4.3	28	32-0	17	13	0	170	13.1	31
TOT	56-56	2316	41.4	363-870	.417	160-188	.851	70	220	290	5.2	163	133-0	71	92	21	995	17.8	37

Three-point FG: None Attempted.

YEAR	SITE	GP-GS	MIN	FGM-FGA	PCT	FTM-FTA	PCT	NBA ALL-STAR STATISTICS			AVG	AST	PF-D	STL	TO	BLK	PTS	AVG
								OFF	DEF	TOT								
2000	OAK	1-0	10	5-6	.833	0-0	.000	0	1	1	0	0-0	0	1	0	11	11.0	
2001	WAS	1-0	19	5-15	.333	2-2	1.000	2	1	3	5	0-0	0	1	0	12	12.0	
TOT		2-0	29	10-21	.476	2-2	1.000	2	2	4	5	0-0	0	2	0	23	11.5	

Three-point FG: '00, 1-2 (.500); '01, 0-2 (.000). Total, 1-4 (.250)

FISHER, DEREK #6

6-1 GUARD • ARKANSAS-LITTLE ROCK • BORN 8/9/74 • FREE AGENT SIGNEE 11/29/12 • WAIVED 12/22/12

YEAR	GP-GS	MIN	AVG	FGM-FGA	PCT	FTM-FTA	PCT	- REBOUNDS -			AVG	AST	PF-D	STL	TO	BLK	PTS	AVG	HI
								OFF	DEF	TOT									
12-13	9-9	229	25.4	23-65	.354	21-23	.913	0	15	15	1.7	31	24-2	5	18	2	77	8.6	20

Three-point FG: 10-23 (.435)

FORTSON, DANNY #21

6-8 CENTER • CINCINNATI '98 • BORN 3/27/76 • ACQUIRED FROM GOLDEN STATE WITH ANTAWN JAMISON, CHRIS MILLS AND JIRI WELSCH FOR EVAN ESCHMEYER, NICK VAN EXEL, AVERY JOHNSON, POPEYE JONES AND ANTOINE RIGADEAU 8/18/03 • TRADED TO SEATTLE FOR CALVIN BOOTH 7/26/04

YEAR	GP-GS	MIN	AVG	FGM-FGA	PCT	FTM-FTA	PCT	- REBOUNDS -			AVG	AST	PF-D	STL	TO	BLK	PTS	AVG	HI
								OFF	DEF	TOT									
03-04	56-20	625	11.2	71-139	.511	75-92	.815	114	136	250	4.5	9	148-0	12	37	11	217	3.9	11

Three-point FG: None Attempted.

GARNETT, BILL #20

6-9 FORWARD • D-1982 1ST RND (4TH OVERALL) • WYOMING '82 • BORN 4/22/60 • TRADED TO INDIANA WITH TERENCE STANSBURY FOR A 1990 FIRST-ROUND CHOICE 10/22/84

YEAR	GP-GS	MIN	AVG	FGM-FGA	PCT	FTM-FTA	PCT	- REBOUNDS -			AVG	AST	PF-D	STL	TO	BLK	PTS	AVG	HI
								OFF	DEF	TOT									
82-83	75-13	1411	18.8	170-319	.533	129-174	.741	141	265	406	5.4	103	245-3	48	81	70	469	6.3	15
83-84	80-34	1529	19.1	141-299	.472	129-176	.733	123	208	331	4.1	128	217-4	44	68	66	411	5.1	13
TOT	155-47	2940	19.0	311-618	.503	258-350	.737	264	473	737	4.8	231	462-7	92	149	136	880	5.7	15

Three-point FG: '82-83, 0-3 (.000); '83-84, 0-2 (.000). Total, 0-5 (.000)

YEAR	GP-GS	MIN	AVG	FGM-FGA	PCT	FTM-FTA	PCT	NBA PLAYOFF STATISTICS			AVG	AST	PF-D	STL	TO	BLK	PTS	AVG	HI
								OFF	DEF	TOT									
83-84	8-0	74	9.3	15-30	.500	7-8	.875	10	12	22	2.8	4	10-0	0	1	2	38	4.8	14

Three-point FG: 1-1 (1.000)



**GARRICK, TOM #5**

6-2 GUARD • RHODE ISLAND '88 • BORN 7/7/66 • SIGNED 10-DAY CONTRACTS 3/22/92 AND 4/3/92 • RELEASED 4/12/92

YEAR	GP-GS	MIN	AVG	FGM-FGA	PCT	FTM-FTA	PCT	- REBOUNDS -			AVG	AST	PF-D	STL	TO	BLK	PTS	AVG	HI
								OFF	DEF	TOT									
91-92	6-0	63	10.5	4-17	.235	2-2	1.000	2	4	6	2.8	17	7-0	8	4	0	10	1.7	4

Three-point FG: 0-1 (.000)

GATLING, CHRIS #25

6-10 FORWARD • OLD DOMINION '91 • BORN 9/3/67 • FREE AGENT SIGNEE 7/17/96 • TRADED TO NEW JERSEY WITH SAM CASSELL, JIM JACKSON, GEORGE MCCLLOUD AND ERIC MONTROSS FOR SHAWN BRADLEY, ED O'BANNON, ROBERT PACK AND KHALID REEVES 2/17/97

YEAR	GP-GS	MIN	AVG	FGM-FGA	PCT	FTM-FTA	PCT	- REBOUNDS -			AVG	AST	PF-D	STL	TO	BLK	PTS	AVG	HI
								OFF	DEF	TOT									
96-97	44-1	1191	27.1	309-580	.533	221-313	.706	126	222	348	7.9	25	125-1	35	114	31	840	19.1	35

Three-point FG: 1-6 (.167)

YEAR	SITE	GP-GS	MIN	FGM-FGA	PCT	FTM-FTA	PCT	NBA ALL-STAR STATISTICS			AST	PF-D	STL	TO	BLK	PTS
								OFF	DEF	TOT						
1997	CLE	1-0	12	1-8	.250	0-0	-	0	2	2	0	1-0	1	0	0	2

Three-point FG: None Attempted.

GEORGE, DEVEAN #40

6-8 GUARD/FORWARD • AUGSBURG '99 • BORN 8/29/77 • FREE AGENT SIGNEE 8/2/06 • RE-SIGNED 7/12/07 • RE-SIGNED 8/20/08 • TRADED WITH ANTOINE WRIGHT TO TORONTO FOR SHAWN MARION, KRIS HUMPHRIES, NATHAN JAWAI AND CASH CONSIDERATIONS IN A DEAL THAT ALSO SENT GREG BUCKNER TO DALLAS FROM MEMPHIS FOR JERRY STACKHOUSE AND CASH CONSIDERATIONS, A SECOND-ROUND PICK AND CASH CONSIDERATIONS FROM TORONTO TO MEMPHIS, AND HEDO TURKOGLU FROM ORLANDO TO TORONTO FOR CASH CONSIDERATIONS FROM DALLAS AND TORONTO

YEAR	GP-GS	MIN	AVG	FGM-FGA	PCT	FTM-FTA	PCT	- REBOUNDS -			AVG	AST	PF-D	STL	TO	BLK	PTS	AVG	HI
								OFF	DEF	TOT									
06-07	60-17	1283	21.4	146-370	.395	36-48	.750	57	156	213	3.6	33	143-2	46	51	23	381	6.4	21
07-08	53-4	821	15.5	74-207	.357	24-34	.706	28	109	137	2.6	35	90-1	19	24	13	194	3.7	13
08-09	43-17	708	16.5	54-142	.380	17-22	.773	25	53	78	1.8	15	57-0	23	17	11	147	3.4	13
TOT	156-38	2812	18.0	274-719	.381	77-104	.740	110	318	428	2.7	83	290-3	88	92	47	722	4.6	21

Three-point FG: '06-07, 53-150 (.363); '07-08, 22-68 (.324); '08-09, 22-76 (.289). Total, 97-294 (.330)

YEAR	GP-GS	MIN	AVG	FGM-FGA	PCT	FTM-FTA	PCT	NBA PLAYOFF STATISTICS			AST	PF-D	STL	TO	BLK	PTS	AVG	HI	
								OFF	DEF	TOT									
06-07	6-1	109	18.2	5-24	.208	8-10	.800	4	14	18	3.0	4	12-0	6	7	2	21	3.5	10
07-08	5-0	62	12.4	11-28	.393	3-5	.600	4	11	15	3.0	0	7-0	2	3	2	29	5.8	11
TOT	11-1	171	15.5	16-52	.308	11-15	.733	8	25	33	3.0	4	19-0	8	10	4	50	4.5	11

Three-point FG: '06-07, 3-12 (.250); '07-08, 4-12 (.333). Total, 7-24 (.292)

GIBSON, JONATHAN #3

6-2 GUARD • BORN 11/8/87 • NEW MEXICO STATE • FREE AGENT SIGNEE 11/17/16 • WAIVED 12/27/16

YEAR	GP-GS	MIN	AVG	FGM-FGA	PCT	FTM-FTA	PCT	- REBOUNDS -			AVG	AST	PF-D	STL	TO	BLK	PTS	AVG	HI
								OFF	DEF	TOT									
16-17	17-0	231	13.6	35-95	.368	21-29	.724	1	21	22	1.3	26	21-0	8	21	0	106	6.2	26

Three-point FG: 15-45 (.333)

GOODEN, DREW #90

6-10 FORWARD • KANSAS '03 • BORN 9/24/81 • FREE AGENT SIGNEE 7/30/09 • TRADED TO WASHINGTON ALONG WITH JOSH HOWARD, QUINTON ROSS AND JAMES SINGLETON FOR CARON BUTLER, BRENDAN HAYWOOD, DESHAWN STEVENSON AND CASH CONSIDERATIONS (2/13/10)

YEAR	GP-GS	MIN	AVG	FGM-FGA	PCT	FTM-FTA	PCT	- REBOUNDS -			AVG	AST	PF-D	STL	TO	BLK	PTS	AVG	HI
								OFF	DEF	TOT									
09-10	28-19	741	22.4	157-336	.467	93-115	.809	123	193	316	6.9	26	129-3	26	56	50	408	8.9	24

Three-point FG: 1-6 (.167)

GRANDHOLM, JIM #50

7-0 CENTER • SOUTH FLORIDA '84 • BORN 10/4/60 • FREE AGENT SIGNEE 10/1/90 • WAIVED 10/18/90 • FREE AGENT SIGNEE 11/10/90 • COMPLETED CONTRACT 4/91

YEAR	GP-GS	MIN	AVG	FGM-FGA	PCT	FTM-FTA	PCT	- REBOUNDS -			AVG	AST	PF-D	STL	TO	BLK	PTS	AVG	HI
								OFF	DEF	TOT									
90-91	26-0	168	6.5	30-58	.517	10-21	.476	20	30	50	1.9	8	33-0	2	11	8	79	3.0	10

Three-point FG: 9-17 (.529)



**GREEN, A.C. #45**

6-9 FORWARD • OREGON STATE '85 • BORN 10/4/63 • ACQUIRED FROM PHOENIX WITH MICHAEL FINLEY, SAM CASSELL AND A 1998 SECOND-ROUND DRAFT CHOICE FOR JASON KIDD, LOREN MEYER AND TONY DUMAS 12/26/96 • FREE AGENT SIGNEE 8/31/99 • TRADED TO L.A. LAKERS FOR SEAN ROOKS AND A 2000 SECOND-ROUND DRAFT CHOICE 9/1/99

YEAR	GP-GS	MIN	AVG	FGM-FGA	PCT	FTM-FTA	PCT	- REBOUNDS -			AVG	AST	PF-D	STL	TO	BLK	PTS	AVG	HI
								OFF	DEF	TOT									
96-97	56-54	1944	34.7	173-356	.486	97-149	.651	189	329	518	9.3	52	111-0	52	54	15	444	7.9	21
97-98	82-68	2649	32.3	242-534	.453	116-162	.716	219	449	668	8.1	123	157-0	78	68	27	600	7.3	25
98-99	50-35	924	18.5	108-256	.422	30-52	.577	82	146	228	4.6	25	69-0	28	19	8	246	4.9	19
TOT	188-157	5517	29.3	523-1146	.456	243-363	.669	490	924	1414	7.5	200	337-0	158	141	50	1290	6.9	25

Three-point FG: '96-97, 1-17 (.059); '97-98, 0-4 (.000); '98-99, 0-8 (.000). Total, 1-29 (.034)

GREEN, GERALD #8

6-8 GUARD • GULF SHORES ACADEMY (TEXAS) '05 • BORN 1/26/86 • FREE AGENT SIGNEE 7/2/08 • COMPLETED CONTRACT 5/09

YEAR	GP-GS	MIN	AVG	FGM-FGA	PCT	FTM-FTA	PCT	- REBOUNDS -			AVG	AST	PF-D	STL	TO	BLK	PTS	AVG	HI
								OFF	DEF	TOT									
08-09	38-12	376	9.9	79-180	.439	27-32	.844	14	40	54	1.4	15	51-0	10	33	5	199	5.2	17

Three-point FG: 14-46 (.304)

NBA PLAYOFF STATISTICS

YEAR	GP-GS	MIN	AVG	FGM-FGA	PCT	FTM-FTA	PCT	OFF	DEF	TOT	AVG	AST	PF-D	STL	TO	BLK	PTS	AVG	HI
08-09	6-0	26	4.3	4-14	.286	2-4	.500	0	2	2	0.3	0	4-0	1	2	0	11	1.8	5

Three-point FG: 1-5 (.200)

GRIFFIN, ADRIAN #7/44

6-5 GUARD/FORWARD • SETON HALL '96 • BORN 7/4/74 • FREE AGENT SIGNEE 7/27/01 • COMPLETED CONTRACT 5/30/03 • FREE AGENT SIGNEE 11/28/05 • COMPLETED CONTRACT 6/30/06

YEAR	GP-GS	MIN	AVG	FGM-FGA	PCT	FTM-FTA	PCT	- REBOUNDS -			AVG	AST	PF-D	STL	TO	BLK	PTS	AVG	HI
								OFF	DEF	TOT									
01-02	58-34	1383	23.8	179-359	.499	41-49	.837	68	161	229	3.9	106	142-2	75	42	12	415	7.2	23
02-03	74-48	1373	18.6	146-337	.433	27-32	.844	88	176	264	3.6	105	157-0	77	47	6	325	4.4	17
05-06	52-45	1245	23.9	98-204	.480	41-53	.774	75	152	227	4.4	89	113-1	51	39	9	237	4.6	14
TOT	184-127	4001	21.7	423-900	.470	109-134	.813	231	489	720	3.9	300	412-3	203	128	27	977	5.3	23

Three-point FG: '01-02, 16-54 (.296); '02-03, 6-24 (.250); '05-06, 0-2 (.000). Total, 22-80 (.275)

NBA PLAYOFF STATISTICS

YEAR	GP-GS	MIN	AVG	FGM-FGA	PCT	FTM-FTA	PCT	OFF	DEF	TOT	AVG	AST	PF-D	STL	TO	BLK	PTS	AVG	HI
01-02	4-1	57	14.3	10-17	.588	0-2	.000	2	7	9	2.3	4	6-0	2	3	1	20	5.0	14
02-03	15-2	131	8.7	17-41	.415	2-2	1.000	17	27	44	2.9	8	24-0	4	9	0	37	2.5	15
05-06	20-8	349	17.5	32-59	.542	7-8	.875	28	43	71	3.6	24	42-0	15	11	2	71	3.6	13
TOTAL	39-11	537	13.8	59-117	.504	9-13	.692	47	77	124	3.2	36	72-0	21	23	3	128	3.3	15

Three-point FG: '01-02, 0-2 (.000); '02-03, 1-3 (.333). Total, 1-5 (.200)

HAMMONS, A.J. #20

7-0 CENTER • PURDUE • BORN 8/27/92 • D-2016 2ND RND (46TH OVERALL) • TRADED TO MIAMI FOR JOSH MCROBERTS, A FUTURE SECOND-ROUND PICK AND CASH CONSIDERATIONS 7/7/17

YEAR	GP-GS	MIN	AVG	FGM-FGA	PCT	FTM-FTA	PCT	- REBOUNDS -			AVG	AST	PF-D	STL	TO	BLK	PTS	AVG	HI
								OFF	DEF	TOT									
16-17	22-0	163	7.4	17-42	.405	9-20	.450	8	28	36	1.6	4	21-0	1	10	13	48	2.2	9

Three-point FG: 5-10 (.500)

HARDAWAY SR., TIM #10

6-0 GUARD • TEXAS-EL PASO '89 • BORN 9/1/66 • ACQUIRED FROM MIAMI FOR A SECOND-ROUND DRAFT CHOICE 8/22/01 • TRADED WITH JUWAN HOWARD, DONNELL HARVEY AND A 2002 FIRST-ROUND DRAFT CHOICE TO DENVER FOR TARIQ ABDULWAHAD, AVERY JOHNSON, RAEF LAFRENTZ AND NICK VAN EXEL 2/21/02

YEAR	GP-GS	MIN	AVG	FGM-FGA	PCT	FTM-FTA	PCT	- REBOUNDS -			AVG	AST	PF-D	STL	TO	BLK	PTS	AVG	HI
								OFF	DEF	TOT									
01-02	54-2	1276	23.6	179-494	.362	65-78	.833	13	84	97	1.8	201	84-0	40	73	8	518	9.6	21

Three-point FG: 95-279 (.341)





HARPER, DEREK #12

6-4 GUARD • D-1983 1ST RND (11TH OVERALL) • ILLINOIS '84 • BORN 9/13/61 • TRADED TO NEW YORK FOR TONY CAMPBELL AND THE KNICKS 1997 FIRST-ROUND CHOICE 1/6/94 • FREE AGENT SIGNEE 7/26/96 • TRADED TO ORLANDO WITH ED O'BANNON FOR DENNIS SCOTT AND \$500,000 9/2/97

YEAR	GP-GS	MIN	AVG	FGM-FGA	PCT	FTM-FTA	PCT	- REBOUNDS -			AVG	AST	PF-D	STL	TO	BLK	PTS	AVG	HI
								OFF	DEF	TOT									
83-84	82-1	1712	20.9	200-451	.443	66-98	.673	53	119	172	239	2.9	143-0	95	111	21	469	5.7	19
84-85	82-1	2218	27.0	329-633	.520	111-154	.721	47	152	199	360	4.4	194-1	144	123	37	790	9.6	22
85-86	79-39	2150	27.2	390-730	.534	171-229	.747	75	151	226	416	5.3	166-1	153	144	23	963	12.2	26
86-87	77-76	2556	33.2	497-993	.501	160-234	.684	51	148	199	609	7.9	195-0	167	138	25	1230	16.0	31
87-88	82-82	3032	37.0	536-1167	.459	261-344	.759	71	175	246	634	7.7	164-0	168	190	35	1393	17.0	35
88-89	81-81	2968	36.6	538-1127	.477	229-284	.806	46	182	228	570	7.0	219-3	172	205	41	1404	17.3	38
89-90	82-82	3007	36.7	567-1161	.488	250-315	.794	54	190	244	609	7.4	224-1	187	207	26	1473	18.0	42
90-91	77-77	2879	37.4	572-1226	.467	286-391	.731	59	174	233	548	7.1	222-1	147	177	14	1519	19.7	34
91-92	65-64	2252	34.6	448-1011	.443	198-261	.759	49	121	170	373	5.7	150-0	101	154	17	1152	17.7	38
92-93	62-60	2108	34.0	393-939	.419	239-316	.756	42	81	123	334	5.4	145-1	80	136	16	1126	18.2	35
93-94	28-28	893	31.9	130-342	.380	28-50	.560	10	45	55	98	3.5	46-0	45	54	4	325	11.6	33
96-97	75-29	2210	29.5	299-674	.444	95-128	.742	30	107	137	321	4.3	144-0	92	132	12	753	10.0	29
TOT	872-620	27985	32.1	4899-10454	.468	2094-2902	.722	587	1645	2232	5111	5.7	2012-8	1841	1728	271	12597	14.4	42

Three-point FG: '83-84, 3-26 (.115); '84-85, 21-61 (.344); '85-86, 12-51 (.235); '86-87, 76-212 (.358); '87-88, 60-192 (.313); '88-89, 99-278 (.356); '89-90, 89-240 (.371); '90-91, 89-246 (.362); '91-92, 58-186 (.312); '92-93, 101-257 (.393); '93-94, 37-105 (.352); '96-97, 60-176 (.341). Total, 705-2030 (.347)

NBA PLAYOFF STATISTICS

YEAR	GP-GS	MIN	AVG	FGM-FGA	PCT	FTM-FTA	PCT	- REBOUNDS -			AVG	AST	PF-D	STL	TO	BLK	PTS	AVG	HI
								OFF	DEF	TOT									
83-84	10-0	226	22.6	21-54	.389	5-7	.714	8	12	20	28	2.8	16-0	11	6	2	50	5.0	14
84-85	4-0	132	33.0	10-21	.476	5-7	.714	1	11	12	20	5.0	12-0	6	4	1	26	6.5	10
85-86	10-10	348	34.8	57-107	.533	12-16	.750	13	6	19	76	7.6	27-0	23	23	0	134	13.4	24
86-87	4-4	123	30.8	20-40	.500	24-30	.800	2	10	12	27	6.8	7-0	7	5	0	66	16.5	30
87-88	17-17	602	35.4	89-202	.441	43-59	.729	11	32	43	121	7.1	44-0	32	5	230	13.5	35	
89-90	3-3	119	39.7	21-48	.438	11-16	.688	2	6	8	23	7.7	13-0	4	12	0	58	19.3	24
TOT	48-34	1550	32.8	218-472	.462	100-135	.741	37	77	114	295	6.2	119-0	83	82	8	564	11.8	35

Three-point FG: '83-84, 3-8 (.375); '84-85, 1-3 (.333); '85-86, 8-14 (.571); '86-87, 2-9 (.222); '87-88, 9-36 (.250); '89-90, 5-16 (.313). Total, 28-86 (.326)

HARRINGTON, ADAM #21

6-5 GUARD • AUBURN '02 • BORN 7/5/80 • FREE AGENT SIGNEE 9/30/02 • WAIVED 1/7/03

YEAR	GP-GS	MIN	AVG	FGM-FGA	PCT	FTM-FTA	PCT	- REBOUNDS -			AVG	AST	PF-D	STL	TO	BLK	PTS	AVG	HI
								OFF	DEF	TOT									
02-03	13-0	37	2.8	4-17	.235	2-2	1.000	0	2	2	0.2	2	2-0	1	2	1	11	0.8	5

Three-point FG: 1-3 (.333)

HARRIS, DEVIN #34 (2004-08; 2015-19), #20 (2013-15)

6-3 GUARD • WISCONSIN • BORN 2/27/83 • DRAFT RIGHTS ACQUIRED FROM WASHINGTON WITH CHRISTIAN LAETTNER AND JERRY STACKHOUSE FOR ANTAWN JAMISON AND CASH CONSIDERATIONS 6/24/04 • TRADED TO NEW JERSEY WITH DESAGANA DIOP, TRENTON HASSELL, MAURICE AGER, KEITH VAN HORN AND TWO FIRST ROUND PICKS FOR JASON KIDD, MALIK ALLEN AND ANTOINE WRIGHT 2/19/08 • RETURNED TO DALLAS AS FREE AGENT SIGNEE 7/31/13 • RE-SIGNED 7/7/14 • AS PART OF A THREE-TEAM TRADE, TRADED FROM DALLAS TO DENVER IN A DEAL THAT SENT DOUG McDERMOTT FROM NEW YORK TO DALLAS, EMMANUEL MUDIAY FROM DENVER TO NEW YORK, A 2018 SECOND ROUND PICK FROM THE KNICKS TO THE NUGGETS, AND A 2018 SECOND ROUND PICK FROM THE NUGGETS TO THE MAVERICKS (2/8/18) • RETURNED TO MAVERICKS AS FREE AGENT SIGNEE 7/8/18 • COMPLETED CONTRACT 6/30/19

YEAR	GP-GS	MIN	AVG	FGM-FGA	PCT	FTM-FTA	PCT	- REBOUNDS -			AVG	AST	PF-D	STL	TO	BLK	PTS	AVG	HI
								OFF	DEF	TOT									
04-05	76-19	1173	15.4	157-366	.429	78-103	.757	28	74	102	1.3	169	139-0	77	82	19	436	5.7	17
05-06	56-4	1275	22.8	190-405	.469	169-236	.716	26	99	125	2.2	177	121-2	53	84	16	554	9.9	22
06-07	80-61	2081	26.0	292-593	.492	215-216	.824	45	151	196	2.2	296	242-5	96	146	21	813	10.2	24
07-08	39-39	1184	30.4	187-387	.483	161-196	.821	17	74	91	2.3	206	127-0	56	93	2	560	14.4	25
13-14	40-0	818	20.4	96-254	.378	92-115	.800	8	77	85	2.1	178	72-1	28	59	2	315	7.9	20
14-15	76-3	1685	22.2	219-524	.418	132-162	.815	13	122	135	1.8	237	147-2	78	85	14	665	8.8	21
15-16	64-0	1280	20.0	167-374	.447	101-140	.721	18	120	138	2.2	118	124-1	60	66	13	487	7.6	19
16-17	65-0	1087	16.7	136-341	.399	107-129	.829	11	116	127	2.0	136	101-0	43	57	7	437	6.7	17
17-18	44-1	807	18.3	118-284	.415	93-112	.830	9	76	85	1.9	85	103-1	33	49	8	373	8.5	17
18-19	68-2	1071	15.7	132-347	.380	102-134	.761	12	100	112	1.6	122	133-0	35	56	16	428	6.3	20
TOT	608-129	12461	20.5	1694-3875	.437	1250-1588	.787	187	1009	1196	2.8	1724	1309-12	559	777	118	5068	8.3	25

Three-point FG: '04-05, 44-131 (.336); '05-06, 5-21 (.238); '06-07, 14-50 (.280); '07-08, 25-70 (.357); '13-14, 31-101 (.307); '14-15, 95-266 (.357); '15-16, 52-158 (.329); '16-17, 58-177 (.328); '17-18, 44-125 (.352); '18-19, 62-200 (.310). Total, 430-1299 (.331)

NBA PLAYOFF STATISTICS

YEAR	GP-GS	MIN	AVG	FGM-FGA	PCT	FTM-FTA	PCT	- REBOUNDS -			AVG	AST	PF-D	STL	TO	BLK	PTS	AVG	HI
								OFF	DEF	TOT									
04-05	9-0	80	8.9	7-16	.438	6-9	.667	0	11	11	1.2	11	5-0	4	10	1	22	2.4	6
05-06	23-15	558	24.3	82-171	.480	52-74	.703	15	24	39	1.7	50	69-0	18	42	3	216	9.4	30
06-07	6-6	163	27.2	31-63	.492	14-19	.737	1	11	12	2.0	30	23-0	6	9	1	79	13.2	16
13-14	7-0	176	25.2	31-66	.470	7-8	.875	1	16	17	2.4	27	13-0	2	11	2	80	11.4	19
14-15	4-0	74	18.4	8-23	.348	8-9	.889	1	7	8	2.0	4	10-0	2	4	0	24	6.0	10
15-16	5-0	121	24.1	15-30	.500	5-10	.500	1	13	14	2.8	8	16-0	3	3	0	39	7.8	12
TOT	54-21	1172	21.7	174-369	.471	92-129	.713	19	82	101	1.9	130	136-0	35	79	7	460	8.5	30

Three-point FG: '04-05, 2-6 (.333); '05-06, 0-8 (.000); '06-07, 3-10 (.300); '13-14, 11-25 (.440); '14-15, 0-11 (.000); '15-16, 4-13 (.308). Total, 20-73 (.274)



**HARRIS, LUCIOUS #30**

6-5 GUARD • D-1993 2ND RND (28TH OVERALL) • LONG BEACH STATE '93 • BORN 12/18/70 • RIGHTS RENOUNCED 7/17/96

YEAR	GP-GS	MIN	AVG	FGM-FGA	PCT	FTM-FTA	PCT	- REBOUNDS -			AVG	AST	PF-D	STL	TO	BLK	PTS	AVG	HI
								OFF	DEF	TOT									
93-94	77-0	1165	15.1	162-385	.421	87-119	.731	45	112	157	2.0	106	117-0	49	78	10	418	5.4	20
94-95	79-31	1695	21.5	280-610	.459	136-170	.800	85	135	220	2.8	132	105-0	58	77	14	751	9.5	31
95-96	61-1	1016	16.7	183-397	.461	68-87	.782	41	81	122	2.0	79	56-0	35	46	3	481	7.9	19
TOT	217-32	3876	17.9	625-1392	.449	291-376	.774	171	328	499	2.3	317	278-0	142	201	27	1650	7.6	31

Three-point FG: '93-94, 7-33 (.212); '94-95, 55-142 (.387); '95-96, 47-125 (.376); Total, 109-300 (.363)

HARRIS, MANNY #6

6-5 GUARD • MICHIGAN • BORN 9/21/89 • SIGNED TO A 10-DAY CONTRACT 3/9/17 • SIGNED TO A SECOND 10-DAY CONTRACT 3/19/17 • COMPLETED SECOND 10-DAY CONTRACT 3/29/17

YEAR	GP-GS	MIN	AVG	FGM-FGA	PCT	FTM-FTA	PCT	- REBOUNDS -			AVG	AST	PF-D	STL	TO	BLK	PTS	AVG	HI
								OFF	DEF	TOT									
16-17	4-0	25	6.2	3-15	.200	2-4	.500	3	6	9	2.3	2	1-0	0	2	0	8	2.0	5

Three-point FG: 0-2 (.000)

HARRISON, AARON #9

6-6 GUARD • KENTUCKY • BORN 10/28/94 • SIGNED TO A 10-DAY CONTRACT 3/22/18 • SIGNED FOR THE REMAINDER OF THE SEASON 4/1/18 • COMPLETED CONTRACT 6/30/18

YEAR	GP-GS	MIN	AVG	FGM-FGA	PCT	FTM-FTA	PCT	- REBOUNDS -			AVG	AST	PF-D	STL	TO	BLK	PTS	AVG	HI
								OFF	DEF	TOT									
17-18	9-3	233	25.9	19-69	.275	13-17	.765	4	20	24	2.7	11	27-0	9	3	2	60	6.7	16

Three-point FG: 9-43 (.209)

HARVEY, DONNELL #1

6-8 FORWARD • FLORIDA '03 • BORN 8/26/80 • ACQUIRED FROM NEW YORK WITH JOHN WALLACE FOR ERICK STRICKLAND AND THE DRAFT RIGHTS TO PETE MICKEAL 6/28/00 • TRADED WITH TIM HARDAWAY, JUWAN HOWARD AND A 2002 FIRST-ROUND DRAFT CHOICE TO DENVER FOR TARIQ ABDUL-WAHAD, AVERY JOHNSON, RAEF LAFRENTZ AND NICK VAN EXEL 2/21/02

YEAR	GP-GS	MIN	AVG	FGM-FGA	PCT	FTM-FTA	PCT	- REBOUNDS -			AVG	AST	PF-D	STL	TO	BLK	PTS	AVG	HI
								OFF	DEF	TOT									
00-01	18-0	65	3.6	8-14	.571	6-16	.375	6	14	20	1.1	2	15-0	3	7	1	22	1.2	5
01-02	18-0	162	9.0	14-26	.538	10-22	.455	12	34	46	2.6	5	27-0	4	8	5	38	2.1	12
TOT	36-0	227	6.3	22-40	.550	16-38	.421	18	48	66	1.8	7	42-0	7	15	6	60	1.7	12

Three-point FG: None Attempted.

HASSELL, TRENTON #23

6-5 FORWARD • AUSTIN PEAY '02 • BORN 3/4/79 • ACQUIRED FROM MINNESOTA FOR GREG BUCKNER 9/28/07 • TRADED TO NEW JERSEY WITH DESAGANA DIOP, DEVIN HARRIS, MAURICE AGER, KEITH VAN HORN AND TWO FIRST-ROUND PICKS FOR JASON KIDD, MALIK ALLEN AND ANTOINE WRIGHT 2/19/08

YEAR	GP-GS	MIN	AVG	FGM-FGA	PCT	FTM-FTA	PCT	- REBOUNDS -			AVG	AST	PF-D	STL	TO	BLK	PTS	AVG	HI
								OFF	DEF	TOT									
07-08	37-6	463	12.5	37-80	.463	1-2	.500	11	33	44	1.2	26	55-0	9	14	1	76	2.1	10

Three-point FG: 1-4 (.250)

HASSETT, JOE #10

6-5 GUARD • DISPERSAL CHOICE FROM INDIANA • PROVIDENCE '77 • BORN 9/11/55 • WAIVED 11/17/80

YEAR	GP-GS	MIN	AVG	FGM-FGA	PCT	FTM-FTA	PCT	- REBOUNDS -			AVG	AST	PF-D	STL	TO	BLK	PTS	AVG	HI
								OFF	DEF	TOT									
80-81	17-0	280	16.5	59-142	.415	10-13	.769	11	14	25	1.5	18	21-0	5	11	0	138	8.1	15

Three-point FG: 10-40 (.250)

HAYWOOD, BRENDAN #33

7-0 CENTER • NORTH CAROLINA • BORN 2/7/73 • ACQUIRED FROM WASHINGTON ALONG WITH CARON BUTLER, DESHAWN STEVENSON AND CASH CONSIDERATIONS FOR JOSH HOWARD, DREW GOODEN, QUINTON ROSS AND JAMES SINGLETON 2/13/10 • RE-SIGNED 7/9/10 • WAIVED AND DESIGNATED AS TEAM'S AMNESTY PLAYER 7/12/12

YEAR	GP-GS	MIN	AVG	FGM-FGA	PCT	FTM-FTA	PCT	- REBOUNDS -			AVG	AST	PF-D	STL	TO	BLK	PTS	AVG	HI
								OFF	DEF	TOT									
09-10	28-19	741	26.5	88-156	.564	50-87	.575	78	130	208	7.4	25	64-1	8	32	57	226	6.0	15
10-11	72-8	1331	18.5	128-223	.574	64-177	.362	129	247	376	5.2	19	146-0	16	51	74	320	4.4	12
11-12	54-54	1146	21.2	118-228	.518	45-96	.469	139	185	324	6.0	19	121-0	24	46	54	281	5.2	18
TOT	154-81	3218	20.9	334-607	.550	159-360	.442	346	562	908	5.9	63	331-1	48	129	185	827	5.4	18

THREE-POINT FG: '09-10, 0-1 (.000); '10-11, 0-1 (.000); '11-12, NONE ATTEMPTED. TOTAL, 0-2 (.000)

NBA PLAYOFF STATISTICS

YEAR	GP-GS	MIN	AVG	FGM-FGA	PCT	FTM-FTA	PCT	OFF	DEF	TOT	AVG	AST	PF-D	STL	TO	BLK	PTS	AVG	HI
09-10	6-2	139	23.2	12-21	.571	12-20	.600	18	19	37	6.2	3	14-0	7	3	10	36	6.0	10
10-11	18-0	275	15.3	18-31	.581	20-43	.465	34	39	73	4.1	4	48-0	2	13	18	56	3.1	9
11-12	4-4	61	15.3	4-14	.286	5-8	.625	7	6	13	3.3	1	8-0	1	2	2	13	3.3	4
TOT	28-6	475	17.0	34-66	.515	37-71	.521	59	64	123	4.4	8	70-0	10	18	30	105	3.8	10

Three-point FG: None Attempted.



**HENDERSON, ALAN #50**

6-9 FORWARD • INDIANA '95 • BORN 12/2/72 • ACQUIRED FROM ATLANTA WITH JASON TERRY AND A FUTURE FIRST-ROUND PICK FOR TONY DELK AND ANTOINE WALKER 8/4/04 • TRADED WITH CALVIN BOOTH AND CASH CONSIDERATIONS TO MILWAUKEE FOR KEITH VAN HORN 2/24/05 • FREE AGENT SIGNEE 3/1/05 • COMPLETED CONTRACT 5/30/05

YEAR	GP-GS	MIN	AVG	FGM-FGA	PCT	FTM-FTA	PCT	- REBOUNDS -			AVG	AST	PF-D	STL	TO	BLK	PTS	AVG	HI
								OFF	DEF	TOT									
04-05	78-10	1203	15.4	116-220	.527	41-76	.539	164	184	348	4.5	21	149-1	29	49	37	273	3.5	12

Three-point FG: 0-2 (.000)

NBA PLAYOFF STATISTICS

YEAR	GP-GS	MIN	AVG	FGM-FGA	PCT	FTM-FTA	PCT	- REBOUNDS -			AVG	AST	PF-D	STL	TO	BLK	PTS	AVG	HI
								OFF	DEF	TOT									
04-05	9-0	66	10.2	8-14	.571	2-2	1.000	11	6	17	1.9	0	15-0	2	2	2	18	2.0	4

Three-point FG: None Attempted.

HODGE, DONALD #35

7-0 CENTER • D-1991 2ND RND (33RD OVERALL) • TEMPLE '92 • BORN 2/25/69 • WAIVED 2/19/96

YEAR	GP-GS	MIN	AVG	FGM-FGA	PCT	FTM-FTA	PCT	- REBOUNDS -			AVG	AST	PF-D	STL	TO	BLK	PTS	AVG	HI
								OFF	DEF	TOT									
91-92	51-27	1058	20.7	163-328	.497	100-150	.667	118	157	275	5.4	39	128-2	25	75	23	426	8.4	24
92-93	79-8	1267	16.0	161-400	.403	71-104	.683	93	201	294	3.7	75	204-2	33	90	37	393	5.0	14
93-94	50-0	428	8.6	46-101	.455	44-52	.846	46	49	95	1.9	32	66-1	15	30	13	136	2.7	12
94-95	54-0	633	11.7	83-204	.407	39-51	.765	40	82	122	2.3	41	107-1	10	39	14	209	3.9	13
95-96	13-0	113	8.7	9-24	.375	0-0	--	9	13	22	1.7	4	26-0	1	2	8	18	1.4	8
TOT	247-35	3499	14.2	462-1057	.437	254-357	.711	306	502	808	3.3	191	531-6	84	236	95	1182	4.8	24

Three-point FG: '91-92, None Attempted; '92-93, None Attempted; '93-94, None Attempted; '94-95, 4-14 (.286); '95-96, None Attempted. Total, 4-14 (.286)

HOLLINS, RYAN #1

7-0 CENTER • UCLA '06 • BORN 10/10/84 • ACQUIRED WITH MATT CARROLL FROM CHARLOTTE FOR DESAGANA DIOP 1/16/09 • COMPLETED CONTRACT 5/09

YEAR	GP-GS	MIN	AVG	FGM-FGA	PCT	FTM-FTA	PCT	- REBOUNDS -			AVG	AST	PF-D	STL	TO	BLK	PTS	AVG	HI
								OFF	DEF	TOT									
08-09	27-2	260	9.6	31-59	.525	17-33	.515	27	34	61	2.3	3	44-2	4	14	15	44	2.9	13

Three-point FG: None Attempted.

NBA PLAYOFF STATISTICS

YEAR	GP-GS	MIN	AVG	FGM-FGA	PCT	FTM-FTA	PCT	- REBOUNDS -			AVG	AST	PF-D	STL	TO	BLK	PTS	AVG	HI
								OFF	DEF	TOT									
08-09	9-0	84	9.3	8-14	.571	6-10	.600	9	15	24	2.7	1	22-0	1	4	4	22	2.	8

Three-point FG: None Attempted.

HOPSON, SCOTTY #32

6-7 GUARD/FORWARD • TENNESSEE • BORN 8/8/89 • SIGNED TO A 10-DAY CONTRACT 2/26/18 • COMPLETED 10-DAY CONTRACT 3/7/18

YEAR	GP-GS	MIN	AVG	FGM-FGA	PCT	FTM-FTA	PCT	- REBOUNDS -			AVG	AST	PF-D	STL	TO	BLK	PTS	AVG	HI
								OFF	DEF	TOT									
17-18	1-0	8	8.4	0-1	.000	1-2	.500	0	0	0	0.0	1	0-0	0	1	0	1	1.0	1

Three-point FG: None Attempted.

HOWARD, BRIAN #41

6-7 FORWARD • NORTH CAROLINA STATE '90 • BORN 10/19/67 • FREE AGENT SIGNEE 2/3/92 • COMPLETED CONTRACT 4/93

YEAR	GP-GS	MIN	AVG	FGM-FGA	PCT	FTM-FTA	PCT	- REBOUNDS -			AVG	AST	PF-D	STL	TO	BLK	PTS	AVG	HI
								OFF	DEF	TOT									
91-92	27-0	318	11.8	54-104	.519	22-31	.710	17	34	51	1.9	14	55-2	11	15	8	131	4.9	14
92-93	68-22	1295	19.0	183-414	.442	72-94	.766	66	146	212	3.1	67	217-8	55	68	34	439	6.5	18
TOT	95-22	1613	17.0	237-518	.458	94-125	.752	83	180	263	2.8	81	272-10	66	83	42	570	6.0	18

Three-point FG: '91-92, 1-2 (.500); '92-93, 1-7 (.143). Total, 2-9 (.222)



**HOWARD, JOSH #5**

6-7 GUARD/FORWARD • WAKE FOREST '03 • BORN 4/28/80 • DRAFTED BY DALLAS IN THE FIRST-ROUND (29TH OVERALL) OF THE 2003 NBA DRAFT • TRADED TO WASHINGTON ALONG WITH DREW GOODEN, QUINTON ROSS AND JAMES SINGLETON FOR CARON BUTLER, BRENDAN HAYWOOD, DESHAWN STEVENSON AND CASH CONSIDERATIONS 2/13/10

YEAR	GP-GS	MIN	AVG	FGM-FGA	PCT	FTM-FTA	- REBOUNDS -			AVG	AST	PF-D	STL	TO	BLK	PTS	AVG	HI	
							PCT	OFF	DEF										TOT
03-04	67-29	1589	23.7	229-532	.430	97-138	.703	149	219	368	5.5	97	168-6	69	67	54	575	8.6	19
04-05	76-76	2446	32.2	377-793	.475	170-232	.733	169	315	484	6.4	109	211-3	116	122	49	958	12.6	30
05-06	59-58	1915	32.5	350-743	.471	196-267	.734	123	248	371	6.3	111	167-2	68	79	26	923	15.6	29
06-07	70-69	2455	35.1	493-1075	.459	243-294	.827	130	345	475	6.8	127	180-2	82	123	56	1321	18.9	30
07-08	76-76	2757	36.3	567-1247	.455	312-384	.813	120	412	532	7.0	164	202-1	59	114	32	1513	19.9	47
08-09	52-51	1663	32.0	353-783	.451	172-220	.782	59	204	263	5.1	83	135-1	55	89	30	936	18.0	31
09-10	31-9	827	25.7	137-342	.401	94-119	.790	26	86	112	3.6	44	78-0	23	43	9	388	12.5	25
TOT	431-368	13652	31.7	2506-5515	.454	1284-1654	.776	776	1829	2605	6.0	735	1141-15	472	637	256	6614	15.3	47

Three-point FG: '03-04, 20-66 (.303); '04-05, 34-115 (.296); '05-06, 27-63 (.429); '06-07, 92-239 (.385); '07-08, 67-210 (.319); '08-09, 58-168 (.345); '09-10, 20-75 (.267). Total, 318-936 (.340)

NBA PLAYOFF STATISTICS

YEAR	GP-GS	MIN	AVG	FGM-FGA	PCT	FTM-FTA	- REBOUNDS -			AVG	AST	PF-D	STL	TO	BLK	PTS	AVG	HI	
							PCT	OFF	DEF										TOT
03-04	5-0	86	17.2	8-36	.222	10-11	.909	17	15	32	6.4	4	12-0	6	7	6	27	5.4	11
04-05	13-13	428	32.9	78-155	.503	41-55	.745	33	63	96	7.4	24	60-3	11	28	7	201	15.5	29
05-06	23-23	824	35.8	140-309	.453	80-99	.808	41	130	171	7.4	32	85-1	23	52	14	384	16.7	27
06-07	6-6	248	41.3	51-99	.515	19-27	.704	15	44	59	9.8	17	22-1	13	12	5	128	21.3	21
07-08	5-5	171	34.2	21-72	.292	20-25	.800	12	23	35	7.0	7	10-0	2	9	2	63	12.6	29
08-09	10-10	295	29.5	56-128	.438	38-49	.776	10	41	51	5.1	13	24-0	9	21	4	158	15.8	28
TOT	62-57	2052	33.1	354-799	.443	208-266	.782	128	316	444	7.2	97	213-5	64	129	38	961	15.5	29

THREE-POINT FG: '03-04, 1-5 (.200); '04-05, 4-16 (.250); '05-06, 24-65 (.369); '06-07, 7-18 (.389); '07-08, 1-10 (.100); '08-09, 8-32 (.250). TOTAL, 45-146 (.308)

NBA ALL-STAR STATISTICS

YEAR	SITE	GP-GS	MIN	FGM-FGA	PCT	FTM-FTA	PCT	OFF	DEF	TOT	AST	PF-D	ST	TO	BLK	PTS	AVG
2007	LV	1-0	20	1-3	.333	1-2	.500	1	3	4	3	1-0	0	2	0	3	3.0
TOT		1-0	20	1-3	.333	1-2	.500	1	3	4	3	1-0	0	2	0	3	3.0

Three-point FG: '07, 0-1 (.000). Total, 0-1 (.000)

HOWARD, JUAN #5/55

6-9 FORWARD • MICHIGAN '95 • BORN 2/7/73 • ACQUIRED FROM WASHINGTON WITH CALVIN BOOTH AND OBINNA EKEZIE FOR CHRISTIAN LAETTNER, HUBERT DAVIS, LOY VAUGHT, COURTNEY ALEXANDER, ETAN THOMAS AND CASH 2/22/01 • FREE AGENT SIGNEE 11/1/07 • TRADED WITH TIM HARDAWAY, DONNELL HARVEY AND A 2002 FIRST-ROUND DRAFT CHOICE TO DENVER FOR TARIQ ABDUL-WAHAD, AVERY JOHNSON, RAEF LAFRENTZ AND NICK VAN EXEL 2/21/02 • COMPLETED CONTRACT 5/08

YEAR	GP-GS	MIN	AVG	FGM-FGA	PCT	FTM-FTA	- REBOUNDS -			AVG	AST	PF-D	STL	TO	BLK	PTS	AVG	HI	
							PCT	OFF	DEF										TOT
00-01	27-27	993	36.8	191-391	.488	99-127	.780	50	143	193	7.1	70	106-1	29	73	16	481	17.8	32
01-02	53-44	1659	31.3	270-585	.462	144-191	.754	138	252	390	7.4	93	170-1	28	78	30	684	12.9	36
07-08	50-0	353	7.1	23-64	.359	11-14	.786	21	60	81	1.6	17	62-0	5	17	2	57	1.1	6
TOT	130-71	3005	23.1	484-1040	.465	254-332	.765	209	455	664	5.1	180	338-2	62	168	48	1222	9.4	36

Three-point FG: '00-01, 0-3 (.000); '01-02, 0-1 (.000). Total, 0-4 (.000)

NBA PLAYOFF STATISTICS

YEAR	GP-GS	MIN	AVG	FGM-FGA	PCT	FTM-FTA	PCT	OFF	DEF	TOT	AVG	AST	PF-D	STL	TO	BLK	PTS	AVG	HI
00-01	10-10	391	39.1	49-136	.360	36-45	.800	29	54	83	8.3	14	38-0	6	14	5	134	13.4	19
07-08	3-0	11	3.7	0-2	.000	1-4	.250	0	0	0	0.0	1	2-0	0	0	0	1	0.3	1
TOT	13-10	402	30.9	49-138	.355	37-49	.755	29	54	83	8.3	15	40-0	6	14	5	135	10.4	19

THREE-POINT FG: None Attempted.

HUGHES, RICK #3

6-9 FORWARD • THOMAS MORE '96 • BORN 8/22/73 • FREE AGENT SIGNEE 11/4/99 • WAIVED 1/5/00

YEAR	GP-GS	MIN	AVG	FGM-FGA	PCT	FTM-FTA	- REBOUNDS -			AVG	AST	PF-D	STL	TO	BLK	PTS	AVG	HI	
							PCT	OFF	DEF										TOT
99-00	21-0	224	10.7	35-72	.486	12-26	.462	24	25	49	2.3	9	30-0	3	14	1	82	3.9	13

Three-point FG: 0-1 (.000)

HUMPHRIES, KRIS #43

6-9 FORWARD • MINNESOTA '07 • BORN 2/6/85 • ACQUIRED FROM TORONTO WITH SHAWN MARION, NATHAN JAWAI AND CASH CONSIDERATIONS IN A DEAL THAT ALSO SENT ANTOINE WRIGHT AND DEVEAN GEORGE TO TORONTO AND GREG BUCKNER TO DALLAS FROM MEMPHIS FOR JERRY STACKHOUSE AND CASH CONSIDERATIONS, A SECOND-ROUND PICK AND CASH CONSIDERATIONS FROM TORONTO TO MEMPHIS, AND HEDO TURKOGLU FROM ORLANDO TO TORONTO FOR CASH CONSIDERATIONS FROM DALLAS AND TORONTO • TRADED TO NEW JERSEY ALONG WITH SHAWNE WILLIAMS IN EXCHANGE FOR EDUARD NAJERA

YEAR	GP-GS	MIN	AVG	FGM-FGA	PCT	FTM-FTA	- REBOUNDS -			AVG	AST	PF-D	STL	TO	BLK	PTS	AVG	HI	
							PCT	OFF	DEF										TOT
09-10	25-0	315	12.6	53-115	.461	25-44	.568	38	57	95	3.8	7	43-0	7	13	11	131	5.2	15

Three-point FG: None Attempted.





HUSTON, GEOFF #20

6-2 GUARD • DISPERSAL CHOICE FROM NEW YORK • TEXAS TECH '79 • BORN 11/8/57 • TRADED TO CLEVELAND WITH 1983 THIRD-ROUND CHOICE FOR 1985 FIRST-ROUND CHOICE AND CHAD KINCH 2/7/81

YEAR	GP-GS	MIN	AVG	FGM-FGA	PCT	FTM-FTA	PCT	- REBOUNDS -			AVG	AST	PF-D	STL	TO	BLK	PTS	AVG	HI
								OFF	DEF	TOT									
80-81	56-56	1892	33.8	385-789	.488	128-185	.692	33	66	99	4.9	277	113-1	45	148	6	899	16.1	29

Three-point FG: 1-4 (.250)

IUZZOLINO, MIKE #55 (1991-92), #13 (1992-93)

5-11 GUARD • D-1991 2ND RND (35TH OVERALL) • ST. FRANCIS (PA.) '91 • BORN 1/22/68 • COMPLETED CONTRACT 4/93

YEAR	GP-GS	MIN	AVG	FGM-FGA	PCT	FTM-FTA	PCT	- REBOUNDS -			AVG	AST	PF-D	STL	TO	BLK	PTS	AVG	HI
								OFF	DEF	TOT									
91-92	52-21	1280	24.6	160-355	.451	107-128	.836	27	71	98	1.9	194	79-0	33	92	1	486	9.3	23
92-93	70-23	1769	25.3	221-478	.462	114-149	.765	31	109	140	2.0	328	101-0	49	129	6	610	8.7	23
TOT	122-44	3049	25.0	381-833	.457	221-277	.798	58	180	238	2.0	522	180-0	82	221	7	1096	9.0	23

Three-point FG: '91-92, 59-136 (.434); '92-93, 54-144 (.375). Total, 113-280 (.404)

IWUNDU, WES #25

6-6 FORWARD • KANSAS STATE '17 • BORN 12/20/94 • FREE AGENT SIGNEE 12/1/20 • TRADED WITH JAMES JOHNSON, A 2ND ROUND PICK AND CASH TO NEW ORLEANS IN EXCHANGE FOR J.J. REDICK AND NICOLÒ MELLI 3/25/21

YEAR	GP-GS	MIN	AVG	FGM-FGA	PCT	FTM-FTA	PCT	- REBOUNDS -			AVG	AST	PF-D	STL	TO	BLK	PTS	AVG	HI
								OFF	DEF	TOT									
20-21	23-3	288	12.5	17-52	.327	12-14	.857	6	38	44	1.9	10	26-0	9	6	3	49	2.1	9

Three-point FG: '20-21, 3-23 (.130)

JACKSON, JIM #24

6-6 GUARD • D-1992 1ST RND (4TH OVERALL) • OHIO STATE '93 • BORN 10/14/70 • TRADED TO NEW JERSEY WITH SAM CASSELL, CHRIS GATLING, GEORGE MCCLLOUD AND ERIC MONTROSS FOR SHAWN BRADLEY, ED O'BANNON, ROBERT PACK AND KHALID REEVES 2/17/97

YEAR	GP-GS	MIN	AVG	FGM-FGA	PCT	FTM-FTA	PCT	- REBOUNDS -			AVG	AST	PF-D	STL	TO	BLK	PTS	AVG	HI
								OFF	DEF	TOT									
92-93	28-28	938	33.5	184-466	.395	68-92	.739	42	80	122	4.4	131	80-0	40	115	11	457	16.3	32
93-94	82-82	3066	37.4	637-1432	.445	285-347	.821	169	219	388	4.7	374	161-0	87	334	25	1576	19.2	37
94-95	51-51	1982	38.9	484-1026	.472	306-380	.805	120	140	260	5.1	191	92-0	28	160	12	1309	25.7	50
95-96	82-82	2820	34.4	569-1308	.435	345-418	.825	173	237	410	5.0	235	165-0	47	191	22	1604	19.6	38
96-97	46-46	1676	36.4	260-588	.442	148-188	.787	81	146	227	4.9	156	113-0	57	107	15	714	15.5	28
TOT	289-289	10482	36.3	2134-4820	.443	1152-1425	.808	585	822	1407	4.9	1087	611-0	259	907	85	5660	19.6	50

Three-point FG: '92-93, 21-73 (.288); '93-94, 17-60 (.283); '94-95, 35-110 (.318); '95-96, 121-333 (.363); '96-97, 46-139 (.331). Total, 240-715 (.336)

JACKSON, JUSTIN #44

6-7 FORWARD • NORTH CAROLINA • BORN 3/28/95 • ACQUIRED WITH ZACH RANDOLPH FROM SACRAMENTO IN EXCHANGE FOR HARRISON BARNES 2/7/19 • TRADED ALONG WITH A 2023 SECOND ROUND PICK (BEST FROM EITHER DALLAS OR MIAMI) AND A 2026 SECOND ROUND DRAFT FROM DALLAS TO OKLAHOMA CITY IN A THREE-TEAM DEAL WHICH SAW THE MAVERICKS SEND DELON WRIGHT TO DETROIT AND THE PISTONS DEAL TREVOR ARIZA TO THE THUNDER.

YEAR	GP-GS	MIN	AVG	FGM-FGA	PCT	FTM-FTA	PCT	- REBOUNDS -			AVG	AST	PF-D	STL	TO	BLK	PTS	AVG	HI
								OFF	DEF	TOT									
18-19	29-11	531	18.3	92-190	.484	21-29	.724	19	47	66	2.3	28	32-0	9	7	1	237	8.2	24
19-20	65-3	1045	16.1	135-341	.396	42-50	.840	27	127	154	2.4	52	69-0	15	14	10	360	5.5	19
TOT	94-14	1576	16.8	227-531	.427	63-79	.797	46	174	220	2.3	80	101-0	24	21	11	597	6.4	24

Three-point FG: '18-19, 32-86 (.372); '19-20, 48-163 (.294). Total, 80-249 (.321)

NBA PLAYOFF STATISTICS

YEAR	GP-GS	MIN	AVG	FGM-FGA	PCT	FTM-FTA	PCT	OFF	DEF	TOT	AVG	AST	PF-D	STL	TO	BLK	PTS	AVG	HI
19-20	3-0	16	5.3	1-6	.167	2-4	.500	0	3	3	1.0	0	1-0	0	0	0	4	1.3	3

Three-point FG: '19-20, 0-3 (.000)

JACKSON, MYRON #6

6-3 GUARD • D-1986 4TH RND (85TH OVERALL) • ARK. – LITTLE ROCK '86 • BORN 5/6/64 • WAIVED 12/22/86

YEAR	GP-GS	MIN	AVG	FGM-FGA	PCT	FTM-FTA	PCT	- REBOUNDS -			AVG	AST	PF-D	STL	TO	BLK	PTS	AVG	HI
								OFF	DEF	TOT									
86-87	8-0	22	2.8	2-9	.222	7-8	.875	1	2	3	0.8	6	1-0	1	5	0	11	1.4	3

Three-point FG: None Attempted.



**JACKSON, PIERRE #55**

5-11 GUARD • BAYLOR • BORN 8/29/91 • FREE AGENT SIGNEE 12/27/16 • WAIVED 1/6/17 • SIGNED TO A 10-DAY CONTRACT 1/15/17
 • SIGNED TO A SECOND 10-DAY CONTRACT 1/25/17 • RELEASED FROM 10-DAY CONTRACT 1/28/17

YEAR	GP-GS	MIN	AVG	FGM-FGA	PCT	FTM-FTA	PCT	- REBOUNDS -			AVG	AST	PF-D	STL	TO	BLK	PTS	AVG	HI
								OFF	DEF	TOT									
16-17	9-1	84	9.4	13-39	.333	6-7	.857	1	8	9	1.0	19	5-0	2	3	0	35	3.9	10

Three-point FG: 3-11 (.273)

JACKSON, RANDELL #43

6-11 FORWARD • FLORIDA STATE '99 • BORN 1/16/76 • FREE AGENT SIGNEE 11/1/99 • WAIVED 12/19/99

YEAR	GP-GS	MIN	AVG	FGM-FGA	PCT	FTM-FTA	PCT	- REBOUNDS -			AVG	AST	PF-D	STL	TO	BLK	PTS	AVG	HI
								OFF	DEF	TOT									
99-00	1-0	1	1.0	0-0	---	0-0	---	0	0	0	0.0	0	0-0	0	0	0	0	0.0	0

Three-point FG: None Attempted.

JAMES, BERNARD #5 (2012-14), #55 (2014-15)

6-10 CENTER • FLORIDA STATE • BORN 2/7/85 • DRAFT RIGHTS ACQUIRED FROM CLEVELAND, ALONG WITH DRAFT RIGHTS TO JARED CUNNINGHAM AND JAE CROWDER, IN EXCHANGE FOR KELENN AZUBUIKE AND THE DRAFT RIGHTS TO TYLER ZELLER 6/28/12 • WAIVED 7/19/13 • RE-SIGNED 7/26/13 • RE-SIGNED 9/3/14 • WAIVED 10/25/14 • SIGNED TO A 10-DAY CONTRACT 2/11/15
 • SIGNED TO A SECOND 10-DAY CONTRACT 2/21/15 • SIGNED FOR THE REMAINDER OF THE SEASON 3/3/15 • COMPLETED CONTRACT 6/30/15

YEAR	GP-GS	MIN	AVG	FGM-FGA	PCT	FTM-FTA	PCT	- REBOUNDS -			AVG	AST	PF-D	STL	TO	BLK	PTS	AVG	HI
								OFF	DEF	TOT									
12-13	46-11	457	9.9	53-103	.515	25-41	.610	52	79	131	2.8	6	64-0	12	18	38	131	2.8	12
13-14	30-0	146	4.9	11-23	.478	6-11	.545	15	27	42	1.4	3	24-0	3	10	8	28	0.9	7
14-15	16-2	158	9.9	12-27	.444	20-23	.870	18	21	39	2.4	4	17-0	2	6	15	44	2.8	9
TOT	92-13	761	8.3	76-153	.497	51-75	.680	85	127	212	2.3	13	105-0	17	34	61	203	2.2	12

Three-point FG: '12-13, 0-2 (.000); '13-14, 0-1 (.000); '14-15, None Attempted. Total, 0-3 (.000)

YEAR	GP-GS	MIN	AVG	FGM-FGA	PCT	FTM-FTA	PCT	NBA PLAYOFF STATISTICS			AVG	AST	PF-D	STL	TO	BLK	PTS	AVG	HI
								OFF	DEF	TOT									
13-14	2-0	8	4.0	0-0	---	0-0	---	1	0	1	0.5	0	0-0	1	0	0	0	0.0	0
14-15	1-0	2	2.0	0-0	---	0-0	---	0	0	0	0.0	0	0-0	0	0	0	0	0.0	0

THREE-POINT FG: None Attempted.

JAMES, MIKE #13

6-2 GUARD • DUQUESNE • BORN 6/23/75 • SIGNED TO A 10-DAY CONTRACT BY DALLAS 1/8/13 • SIGNED TO A SECOND 10-DAY CONTRACT BY DALLAS 1/18/13 • SIGNED FOR THE REMAINDER OF THE SEASON BY DALLAS 1/28/13 • CONTRACT EXPIRED 6/30/13

YEAR	GP-GS	MIN	AVG	FGM-FGA	PCT	FTM-FTA	PCT	- REBOUNDS -			AVG	AST	PF-D	STL	TO	BLK	PTS	AVG	HI
								OFF	DEF	TOT									
12-13	45-23	862	19.2	101-271	.373	23-29	.793	9	63	72	19.2	139	95-1	26	55	3	273	6.1	19

Three-point FG: 48-125 (.384)

JAMISON, ANTAWN #33

6-9 FORWARD • NORTH CAROLINA '99 • BORN 6/12/76 • ACQUIRED FROM GOLDEN STATE WITH DANNY FORTSON, CHRIS MILLS AND JIRI WELSCH FOR EVAN ESCHMEYER, AVERY JOHNSON, POPEYE JONES, ANTOINE RIGAUDEAU AND NICK VAN EXEL 8/18/03 • TRADED TO WASHINGTON WITH CASH CONSIDERATIONS FOR CHRISTIAN LAETTNER, JERRY STACKHOUSE AND THE DRAFT RIGHTS TO DEVIN HARRIS 6/24/04

YEAR	GP-GS	MIN	AVG	FGM-FGA	PCT	FTM-FTA	PCT	- REBOUNDS -			AVG	AST	PF-D	STL	TO	BLK	PTS	AVG	HI
								OFF	DEF	TOT									
03-04	82-2	2376	29.0	488-913	.535	220-294	.748	233	287	520	6.3	70	174-2	83	81	30	1212	14.8	26

Three-point FG: 16-40 (.400)

YEAR	GP-GS	MIN	AVG	FGM-FGA	PCT	FTM-FTA	PCT	NBA PLAYOFF STATISTICS			AVG	AST	PF-D	STL	TO	BLK	PTS	AVG	HI
								OFF	DEF	TOT									
03-04	5-0	109	21.8	26-57	.456	11-15	.733	15	10	25	50	2	15-0	5	5	2	65	13.0	20

THREE-POINT FG: 2-8 (.250)

JEELANI, ABDUL (GARY COLE) #11

6-8 FORWARD • DISPERSAL CHOICE FROM PORTLAND • WISCONSIN (PARKSIDE '76) • BORN 2/10/54 • WAIVED 10/5/81

YEAR	GP-GS	MIN	AVG	FGM-FGA	PCT	FTM-FTA	PCT	- REBOUNDS -			AVG	AST	PF-D	STL	TO	BLK	PTS	AVG	HI
								OFF	DEF	TOT									
80-81	66-12	1108	16.8	187-440	.425	179-220	.814	83	147	230	3.5	65	123-2	44	87	31	553	8.4	31

Three-point FG: 0-1 (.000)



**JEFFERSON, RICHARD #24**

6-7 FORWARD • ARIZONA • BORN 6/21/80 • FREE AGENT SIGNEE 7/21/14 • COMPLETED CONTRACT 6/30/15

YEAR	GP-GS	MIN	AVG	FGM-FGA	PCT	FTM-FTA	PCT	- REBOUNDS -			AVG	AST	PF-D	STL	TO	BLK	PTS	AVG	HI
								OFF	DEF	TOT									
14-15	74-18	1244	16.8	144-324	.444	78-114	.684	25	158	183	2.5	61	115-0	32	52	11	432	5.8	24

Three-point FG: 66-155 (.426)

YEAR	GP-GS	MIN	AVG	FGM-FGA	PCT	FTM-FTA	PCT	NBA PLAYOFF STATISTICS			AVG	AST	PF-D	STL	TO	BLK	PTS	AVG	HI
								OFF	DEF	TOT									
14-15	4-2	51	12.7	5-14	.357	2-2	1.000	0	2	2	0.5	1	9-0	2	3	0	15	3.8	7

Three-point FG: 3-8 (.375)

JENKINS, JOHN #12

6-4 GUARD • VANDERBILT • BORN 3/6/91 • FREE AGENT SIGNEE 7/24/15 • WAIVED 2/22/16

YEAR	GP-GS	MIN	AVG	FGM-FGA	PCT	FTM-FTA	PCT	- REBOUNDS -			AVG	AST	PF-D	STL	TO	BLK	PTS	AVG	HI
								OFF	DEF	TOT									
15-16	21-1	193	9.2	29-70	.414	8-9	.889	4	18	22	1.1	9	11-0	3	11	0	69	3.3	17

Three-point FG: 3-19 (.158)

JOHNSON, ANTHONY #8

6-3 GUARD • COLLEGE OF CHARLESTON '97 • BORN 10/2/74 • ACQUIRED FROM INDIANA FOR DARRELL ARMSTRONG, JOSH POWELL AND RAWLE MARSHALL 6/24/06 • TRADED TO ATLANTA FOR A 2007 SECOND-ROUND PICK 2/22/07

YEAR	GP-GS	MIN	AVG	FGM-FGA	PCT	FTM-FTA	PCT	- REBOUNDS -			AVG	AST	PF-D	STL	TO	BLK	PTS	AVG	HI
								OFF	DEF	TOT									
06-07	40-0	562	14.1	60-146	.416	21-29	.724	13	35	48	1.2	78	68-0	16	31	1	152	3.8	11

Three-point FG: 11-29 (.379)

JOHNSON, AVERY #5 (2001-02), #6 (2002-03)

5-11 GUARD • SOUTHERN '88 • BORN 3/25/65 • ACQUIRED FROM DENVER WITH TARIQ ABDUL-WAHAD, RAEF LAFRENTZ AND NICK VAN EXEL FOR TIM HARDAWAY, DONNELL HARVEY, JUWAN HOWARD AND A 2002 FIRST-ROUND DRAFT CHOICE 2/21/02 • TRADED TO GOLDEN STATE WITH EVAN ESCHMEYER, POPEYE JONES, ANTOINE RIGAUDEAU AND NICK VAN EXEL FOR DANNY FORTSON, ANTAWN JAMISON, CHRIS MILLS AND JIRI WELSCH 8/18/03 • FREE AGENT SIGNEE 9/30/04 • ANNOUNCED RETIREMENT 10/28/04

YEAR	GP-GS	MIN	AVG	FGM-FGA	PCT	FTM-FTA	PCT	- REBOUNDS -			AVG	AST	PF-D	STL	TO	BLK	PTS	AVG	HI
								OFF	DEF	TOT									
01-02	17-0	152	8.9	21-49	.429	12-17	.706	0	5	5	0.3	28	17-0	5	9	1	54	3.2	15
02-03	48-0	430	9.0	63-150	.420	30-39	.769	10	21	31	0.6	64	26-0	15	29	1	156	3.3	12
TOT	65-0	582	9.0	84-199	.422	42-56	.750	10	26	37	0.6	92	43-0	20	38	2	210	3.2	15

Three-point FG: '01-02, None Attempted; '02-03, 0-2 (.000). Total, 0-2 (.000)

JONES, ANTHONY #21

6-6 GUARD • NEVADA-LAS VEGAS '86 • BORN 9/13/62 • FREE AGENT SIGNEE 1/22/89 • COMPLETED CONTRACT 5/90 • RIGHTS RENOUNCED 6/27/90

YEAR	GP-GS	MIN	AVG	FGM-FGA	PCT	FTM-FTA	PCT	- REBOUNDS -			AVG	AST	PF-D	STL	TO	BLK	PTS	AVG	HI
								OFF	DEF	TOT									
88-89	25-0	131	5.2	24-64	.375	12-14	.857	10	10	20	0.8	13	13-0	9	4	2	64	2.6	8
89-90	66-0	650	9.8	72-194	.371	47-69	.681	33	49	82	1.2	29	77-0	32	42	16	195	3.0	13
TOT	91-0	781	8.6	96-258	.372	59-83	.711	43	59	102	1.1	42	90-0	41	46	18	259	2.8	13

Three-point FG: '88-89, 4-15 (.267); '89-90, 4-13 (.308). Total, 8-28 (.286)

YEAR	GP-GS	MIN	AVG	FGM-FGA	PCT	FTM-FTA	PCT	NBA PLAYOFF STATISTICS			AVG	AST	PF-D	STL	TO	BLK	PTS	AVG	HI
								OFF	DEF	TOT									
89-90	1-0	3	3.0	0-0	-	0-0	-	0	0	0	0.0	0	0-0	0	0	0	0.0	0	

THREE-POINT FG: None Attempted.

JONES, CARLIK #23

6-1 GUARD • LOUISVILLE '21 • BORN 12/23/97 • SIGNED 10-DAY CONTRACT 12/23/21 • COMPLETED CONTRACT 12/31/21

YEAR	GP-GS	MIN	AVG	FGM-FGA	PCT	FTM-FTA	PCT	- REBOUNDS -			AVG	AST	PF-D	STL	TO	BLK	PTS	AVG	HI
								OFF	DEF	TOT									
21-22	3-0	19	6.3	0-7	.000	2-2	1.000	1	2	3	0.6	5	0-0	1	3	0	2	0.7	2

Three-point FG: None Attempted.



**JONES, DAHNTAY #30**

6-6 GUARD/FORWARD • DUKE • BORN 12/27/80 • ACQUIRED FROM INDIANA ALONG WITH DARREN COLLISON IN EXCHANGE FOR IAN MAHINMI 7/12/12 • TRADED TO ATLANTA IN EXCHANGE FOR ANTHONY MORROW 2/21/13

YEAR	GP-GS	MIN	AVG	FGM-FGA	PCT	FTM-FTA	PCT	- REBOUNDS -			AVG	AST	PF-D	STL	TO	BLK	PTS	AVG	HI
								OFF	DEF	TOT									
12-13	50-15	635	12.7	50-140	.357	66-82	.805	13	57	70	1.4	28	73-0	10	22	5	174	3.5	12

Three-point FG: 8-37 (.216)

JONES, DAMON #11

6-3 GUARD • HOUSTON '98 • BORN 8/25/76 • FREE AGENT SIGNEE 12/2/99 • COMPLETED CONTRACT 5/00

YEAR	GP-GS	MIN	AVG	FGM-FGA	PCT	FTM-FTA	PCT	- REBOUNDS -			AVG	AST	PF-D	STL	TO	BLK	PTS	AVG	HI
								OFF	DEF	TOT									
99-00	42-0	416	9.9	55-154	.357	25-39	.641	12	27	39	1.4	57	21-0	12	25	1	165	3.9	18

Three-point FG: 30-91 (.330)

JONES, DOMINIQUE #20

6-5 GUARD • SOUTH FLORIDA • BORN 10/15/88 • ACQUIRED FROM MEMPHIS IN EXCHANGE FOR CASH CONSIDERATIONS 6/24/10 • WAIVED 3/9/13

YEAR	GP-GS	MIN	AVG	FGM-FGA	PCT	FTM-FTA	PCT	- REBOUNDS -			AVG	AST	PF-D	STL	TO	BLK	PTS	AVG	HI
								OFF	DEF	TOT									
10-11	18-0	136	7.6	14-45	.311	14-17	.824	6	19	25	1.4	19	7-0	5	10	3	42	2.3	13
11-12	33-1	271	8.2	29-73	.397	29-37	.784	9	35	44	1.3	42	28-0	10	28	5	88	2.7	12
12-13	29-3	338	11.7	40-109	.367	35-53	.660	18	27	45	1.6	83	29-0	14	38	2	116	4.0	15
TOT	80-4	745	9.3	83-227	.366	78-107	.729	33	81	114	1.4	144	64-0	29	76	10	246	3.1	15

Three-point FG: 10-11, 0-4 (.000); 11-12, 1-8 (.125); 12-13, 1-9 (.111). Total, 2-21 (.095)

JONES, EDDIE #6

6-6 GUARD • TEMPLE '94 • BORN 10/21/71 • FREE AGENT SIGNEE 8/6/07 • TRADED TO INDIANA WITH TWO SECOND-ROUND PICKS FOR SHAWNE WILLIAMS 10/10/08

YEAR	GP-GS	MIN	AVG	FGM-FGA	PCT	FTM-FTA	PCT	- REBOUNDS -			AVG	AST	PF-D	STL	TO	BLK	PTS	AVG	HI
								OFF	DEF	TOT									
07-08	47-33	922	19.6	66-180	.367	10-14	.714	18	114	132	2.8	69	72-0	26	29	8	176	3.7	17

Three-point FG: 34-116 (.293)

NBA PLAYOFF STATISTICS

YEAR	GP-GS	MIN	AVG	FGM-FGA	PCT	FTM-FTA	PCT	OFF	DEF	TOT	AVG	AST	PF-D	STL	TO	BLK	PTS	AVG	HI
07-08	3-0	22	7.3	2-6	.333	1-1	1.000	0	3	3	1.0	1	3-0	1	1	0	6	2.0	2

Three-point FG: 1-4 (.250)

JONES, JALEN #21

6-7 FORWARD • TEXAS A&M • BORN 5/27/93 • AWARDED TWO-WAY CONTRACT VIA WAIVER CLAIM 1/10/18 • WAIVED 7/13/18

YEAR	GP-GS	MIN	AVG	FGM-FGA	PCT	FTM-FTA	PCT	- REBOUNDS -			AVG	AST	PF-D	STL	TO	BLK	PTS	AVG	HI
								OFF	DEF	TOT									
17-18	12-0	162	13.5	25-63	.397	10-17	.588	13	22	35	2.9	4	20-0	5	8	1	69	5.8	16

Three-point FG: 9-25 (.360)

JONES, POPEYE #54

6-8 FORWARD • MURRAY STATE '92 • BORN 6/17/70 • ACQUIRED FROM HOUSTON FOR THE RIGHTS TO ERIC RILEY 6/30/93 • FREE AGENT SIGNEE 10/20/02 • TRADED TO TORONTO WITH NEW YORK'S 1997 FIRST-ROUND PICK AND A CONDITIONAL RIGHT TO FLIP PICKS WITH MINNESOTA'S 1997 OR 1998 FIRST-ROUND PICK FOR JIMMY KING AND SECOND ROUND PICKS IN EITHER '97 AND '98 OR '98 AND '99 7/23/96 • TRADED TO GOLDEN STATE WITH EVAN ESCHMEYER, AVERY JOHNSON, ANTOINE RIGAUDEAU AND NICK VAN EXEL FOR DANNY FORTSON, ANTAWN JAMISON, CHRIS MILLER AND JIRI WELSCH 8/18/03

YEAR	GP-GS	MIN	AVG	FGM-FGA	PCT	FTM-FTA	PCT	- REBOUNDS -			AVG	AST	PF-D	STL	TO	BLK	PTS	AVG	HI
								OFF	DEF	TOT									
93-94	81-47	1773	21.9	195-407	.479	78-107	.729	299	306	605	7.5	99	246-2	61	94	31	468	5.8	16
94-95	80-80	2385	29.8	372-839	.443	80-124	.645	329	515	844	10.6	163	267-5	35	124	27	825	10.3	25
95-96	68-68	2322	34.1	327-733	.446	102-133	.767	260	477	737	10.8	132	262-8	54	109	27	770	11.3	24
02-03	26-0	222	8.5	24-62	.387	5-11	.455	29	30	59	2.3	8	31-0	5	15	0	53	2.0	11
TOT	255-195	6702	26.3	918-2041	.450	265-375	.707	917	1328	2245	8.8	402	806-15	155	342	85	2116	8.3	25

Three-point FG: 93-94, 0-1 (.000); 94-95, 1-12 (.083); 95-96, 14-39 (.359); 02-03, None Attempted. Total, 15-52 (.288)



**JORDAN, DEANDRE #6**

6-11 CENTER • TEXAS A&M • BORN 7/21/88 • FREE AGENT SIGNEE 7/6/18 • TRADED WITH DENNIS SMITH JR., WESLEY MATTHEWS AND TWO FUTURE FIRST ROUND PICKS TO NEW YORK IN EXCHANGE FOR KRISTAPS PORZINGIS, TIM HARDAWAY JR., COURTNEY LEE AND TREY BURKE 1/31/19

YEAR	GP-GS	MIN	AVG	FGM-FGA	PCT	FTM-FTA	PCT	- REBOUNDS -			AVG	AST	PF-D	STL	TO	BLK	PTS	AVG	HI
								OFF	DEF	TOT									
18-19	50-50	1554	31.1	208-323	.644	135-198	.682	161	525	686	13.7	99	125-1	33	111	53	551	11.0	22

Three-point FG: None Attempted.

KAMAN, CHRIS #35

7-0 CENTER • CENTRAL MICHIGAN • BORN 4/28/82 • FREE AGENT SIGNEE 7/13/12 • COMPLETED CONTRACT 6/30/13

YEAR	GP-GS	MIN	AVG	FGM-FGA	PCT	FTM-FTA	PCT	- REBOUNDS -			AVG	AST	PF-D	STL	TO	BLK	PTS	AVG	HI
								OFF	DEF	TOT									
12-13	66-52	1369	20.7	313-617	.507	67-85	.788	97	275	372	5.6	51	141-1	29	103	52	693	10.5	26

Three-point FG: 0-1 (.000)

KEA, CLARENCE #53

6-6 FORWARD • D-1980 8TH RND (169TH OVERALL) • LAMAR '80 • BORN 2/2/59 • WAIVED 10/8/80 • FREE AGENT SIGNEE 2/10/81 • WAIVED 10/26/81 • FREE AGENT SIGNEE 12/22/81 • WAIVED 10/9/82

YEAR	GP-GS	MIN	AVG	FGM-FGA	PCT	FTM-FTA	PCT	- REBOUNDS -			AVG	AST	PF-D	STL	TO	BLK	PTS	AVG	HI
								OFF	DEF	TOT									
80-81	16-0	199	12.4	37-81	.457	43-62	.694	28	39	67	4.2	5	44-2	6	16	1	117	7.3	22
81-82	35-0	248	7.1	26-49	.531	29-42	.690	26	35	61	1.7	14	55-0	4	16	3	81	2.3	10
TOT	51-0	447	8.8	63-130	.485	72-104	.692	54	74	128	2.5	19	99-2	10	32	4	198	3.9	22

Three-point FG: '80-81, 0-1 (.000); '81-82, None Attempted, Total, 0-1 (.000)

KEELING, HAROLD #43

6-2 GUARD • D-1985 3RD RND (63RD OVERALL) • SANTA CLARA '85 • BORN 9/18/63 • WAIVED 10/18/85 • FREE AGENT SIGNEE 1/3/86 • COMPLETED CONTRACT 6/19/86

YEAR	GP-GS	MIN	AVG	FGM-FGA	PCT	FTM-FTA	PCT	- REBOUNDS -			AVG	AST	PF-D	STL	TO	BLK	PTS	AVG	HI
								OFF	DEF	TOT									
85-86	20-0	75	3.8	17-39	.436	10-14	.714	3	3	6	0.5	10	9-0	7	7	0	44	2.2	7

Three-point FG: None Attempted.

NBA PLAYOFF STATISTICS

YEAR	GP-GS	MIN	AVG	FGM-FGA	PCT	FTM-FTA	PCT	OFF	DEF	TOT	AVG	AST	PF-D	STL	TO	BLK	PTS	AVG	HI
85-86	1-0	1	1.0	0-0	-	0-0	-	0	0	0	0.0	0	0-0	0	0	0	0	0.0	0

Three-point FG: None Attempted.

KIDD, JASON #5 (1994-97), #2 (2007-12)

6-4 GUARD • CALIFORNIA • BORN 3/23/73 • DRAFTED BY DALLAS IN THE FIRST ROUND (SECOND OVERALL) OF THE 1994 NBA DRAFT • TRADED WITH TONY DUMAS AND LOREN MEYER TO PHOENIX FOR SAM CASSELL, MICHAEL FINLEY, A.C. GREEN AND A SECOND ROUND DRAFT PICK 12/26/96 • ACQUIRED BY DALLAS WITH MALIK ALLEN AND ANTOINE WRIGHT IN EXCHANGE FOR DEVIN HARRIS, TRENTON HASSELL, KEITH VAN HORN, MAURICE AGER, DESAGANA DIOP AND TWO FIRST ROUND DRAFT PICKS 2/19/08 • RE-SIGNED BY DALLAS AS A FREE AGENT 7/11/09 • COMPLETED CONTRACT 6/30/12

YEAR	GP-GS	MIN	AVG	FGM-FGA	PCT	FTM-FTA	PCT	- REBOUNDS -			AVG	AST	PF-D	STL	TO	BLK	PTS	AVG	HI
								OFF	DEF	TOT									
94-95	79-79	2668	33.8	330-857	.385	192-275	.698	152	278	430	5.4	607	146-0	151	250	24	922	11.7	38
95-96	81-81	3034	37.5	493-1293	.381	229-331	.692	203	350	553	6.8	783	155-0	175	328	26	1348	16.6	37
96-97	22-22	791	36.0	75-203	.369	46-69	.667	30	60	90	4.1	200	42-0	45	66	8	217	9.9	25
07-08	29-29	1011	34.9	104-244	.426	44-54	.815	36	152	188	6.5	276	75-0	62	81	11	287	9.9	27
08-09	81-81	2886	35.6	257-618	.416	86-105	.819	85	415	500	6.2	702	168-1	160	185	39	731	9.0	24
09-10	80-80	2881	36.0	284-671	.423	80-99	.808	48	397	445	5.6	724	142-0	146	195	35	824	10.3	26
10-11	80-80	2653	33.2	215-596	.361	67-77	.870	35	316	351	4.4	655	119-0	134	179	29	630	7.9	21
11-12	48-48	1379	28.7	99-273	.363	22-28	.786	15	183	198	4.1	264	83-0	82	91	10	299	6.2	15
TOT	500-500	17,303	34.6	1857-4755	.391	766-1038	.738	604	2151	2755	5.5	4211	930-1	954	1375	182	5258	10.5	38

Three-point FG: '94-95, 70-257 (.272); '95-96, 133-396 (.336); '96-97, 21-65 (.323); '07-08, 35-76 (.461); '08-09, 131-323 (.406); '09-10, 176-414 (.425); '10-11, 133-391 (.340); '11-12, 79-223 (.354). Total, 778-2145 (.363)

NBA PLAYOFF STATISTICS

YEAR	GP-GS	MIN	AVG	FGM-FGA	PCT	FTM-FTA	PCT	OFF	DEF	TOT	AVG	AST	PF-D	STL	TO	BLK	PTS	AVG	HI
07-08	5-5	180	36.0	16-38	.421	5-8	.625	8	24	32	6.4	34	12-0	7	9	2	43	8.6	14
08-09	10-10	386	38.6	38-83	.458	17-20	.850	7	51	58	5.8	59	24-0	22	20	3	114	11.4	19
09-10	6-6	243	40.5	14-46	.304	11-12	.917	6	35	41	6.8	42	15-0	14	9	1	48	8.0	13
10-11	21-21	744	35.4	64-161	.398	24-30	.800	11	84	95	4.5	153	36-0	40	56	10	195	9.3	24
11-12	4-4	144	36.0	14-41	.341	9-10	.900	3	21	24	6.0	24	7-0	12	11	1	46	11.5	16
TOT	46-46	1698	36.9	146-369	.396	66-80	.825	35	215	250	5.4	312	94-0	95	105	17	446	9.7	24

THREE-POINT FG: '07-08, 6-13 (.462); '08-09, 21-47 (.458); '09-10, 9-28 (.321); '10-11, 43-115 (.374); '11-12, 9-26 (.346). TOTAL, 88-229 (.384)

NBA ALL-STAR STATISTICS

YEAR	SITE	GP-GS	MIN	FGM-FGA	PCT	FTM-FTA	1PCT	OFF	DEF	TOT	AST	PF-D	ST	TO	BLK	PTS	AVG
1996	SA	1-1	22	3-4	.750	0-0	---	2	4	6	10	1-0	2	2	0	7	7.0
2010	DAL	1-0	6	0-1	.000	0-0	---	0	2	2	1	0-0	1	1	0	0	0.0
TOT		2-1	28	3-5	.600	0-0	---	2	6	8	11	1-0	3	3	0	7	3.5

Three-point FG: '96, 1-2 (.500); '10, 0-1 (.000). Total, 1-3 (.333)



**KIDD-GILCHRIST, MICHAEL #9**

6-6 FORWARD • KENTUCKY • BORN 9/26/93 • FREE AGENT SIGNEE 2/11/20 • COMPLETED CONTRACT 11/19/20

YEAR	GP-GS	MIN	AVG	FGM-FGA	PCT	FTM-FTA	PCT	- REBOUNDS -			AVG	AST	PF-D	STL	TO	BLK	PTS	AVG	HI
								OFF	DEF	TOT									
19-20	13-0	121	9.3	121	.308	4-5	.800	5	27	32	2.5	4	19-0	2	9	3	12	0.9	20

Three-point FG: 0-3 (.000)

YEAR	GP-GS	MIN	AVG	FGM-FGA	PCT	FTM-FTA	PCT	NBA PLAYOFF STATISTICS			AVG	AST	PF-D	STL	TO	BLK	PTS	AVG	HI
								OFF	DEF	TOT									
19-20	6-0	55	9.2	4-14	.286	4-6	.667	2	4	6	1.0	3	8-0	1	1	1	14	2.3	6

Three-point FG: 2-9 (.222)

KINCH, CHAD #21

6-4 GUARD • UNC - CHARLOTTE '80 • BORN 5/22/58 • ACQUIRED FROM CLEVELAND WITH A 1985 FIRST-ROUND CHOICE FOR GEOFF HUSTON AND A 1983 THIRD-ROUND CHOICE 2/7/81 • WAIVED 10/5/81

YEAR	GP-GS	MIN	AVG	FGM-FGA	PCT	FTM-FTA	PCT	- REBOUNDS -			AVG	AST	PF-D	STL	TO	BLK	PTS	AVG	HI
								OFF	DEF	TOT									
80-81	12-0	106	8.8	14-45	.311	10-13	.769	0	9	9	0.8	10	9-0	2	8	1	38	3.2	7

Three-point FG: None Attempted.

KING, GEORGE #94

6-6 FORWARD • COLORADO '18 • BORN 1/15/94 • SIGNED A 10-DAY CONTRACT 12/22/21 • COMPLETED CONTRACT 1/3/22

YEAR	GP-GS	MIN	AVG	FGM-FGA	PCT	FTM-FTA	PCT	- REBOUNDS -			AVG	AST	PF-D	STL	TO	BLK	PTS	AVG	HI
								OFF	DEF	TOT									
21-22	4-0	19	4.8	0-5	.000	1-2	.500	0	5	5	1.3	0	4-0	0	1	0	1	0/3	1

Three-point FG: '21-22, 0-4 (.000).

KING, STACEY #33

6-11 FORWARD/CENTER • OKLAHOMA '89 • BORN 1/29/67 • SIGNED 10-DAY CONTRACT 4/10/97 • COMPLETED CONTRACT 4/19/97

YEAR	GP-GS	MIN	AVG	FGM-FGA	PCT	FTM-FTA	PCT	- REBOUNDS -			AVG	AST	PF-D	STL	TO	BLK	PTS	AVG	HI
								OFF	DEF	TOT									
96-97	6-0	70	11.7	6-15	.400	0-4	.000	10	8	18	3.0	0	11-0	2	5	0	12	2.0	6

Three-point FG: None Attempted.

KNIGHT, BRANDON #20

6-2 GUARD • KENTUCKY '11 • BORN 12/2/91 • SIGNED 10-DAY CONTRACT 12/23/21 • COMPLETED CONTRACT 1/2/22 • SIGNED SECOND 10-DAY CONTRACT 3/29/22 • COMPLETED CONTRACT 4/10/22

YEAR	GP-GS	MIN	AVG	FGM-FGA	PCT	FTM-FTA	PCT	- REBOUNDS -			AVG	AST	PF-D	STL	TO	BLK	PTS	AVG	HI
								OFF	DEF	TOT									
21-22	5-0	65	13.0	10-25	.400	8-8	1.000	0	8	8	1.6	8	5-0	1	3	0	32	6.4	18

Three-point FG: '21-22, 4-17 (.235).

LAETTNER, CHRISTIAN #32

6-11 FORWARD/CENTER • DUKE '92 • BORN 8/17/69 • ACQUIRED FROM DETROIT WITH TERRY MILLS FOR CEDRIC CEBALLOS, JOHN WALLACE, ERIC MURDOCK AND CASH 8/29/00 • TRADED WITH LOY VAUGHT, COURTNEY ALEXANDER, HUBERT DAVIS, ETAN THOMAS AND CASH TO WASHINGTON FOR JUWAN HOWARD, CALVIN BOOTH AND OBINNA EKEZIE 2/22/01

YEAR	GP-GS	MIN	AVG	FGM-FGA	PCT	FTM-FTA	PCT	- REBOUNDS -			AVG	AST	PF-D	STL	TO	BLK	PTS	AVG	HI
								OFF	DEF	TOT									
00-01	53-35	930	17.5	165-323	.511	67-82	.817	75	137	212	4.0	67	159-1	40	70	27	398	7.5	17

Three-point FG: 1-3 (.333)



**LAFRENTZ, RAEF #45**

6-11 CENTER • KANSAS '98 • BORN 5/29/76 • ACQUIRED FROM DENVER WITH TARIQ ABDUL-WAHAD, AVERY JOHNSON AND POPEYE JONES FOR TIM HARDAWAY, DONNELL HARVEY, JUWAN HOWARD AND A 2002 FIRST-ROUND DRAFT PICK 2/21/02 • TRADED TO BOSTON WITH CHRIS MILLS, JIRI WELSCH AND A 2004 FIRST-ROUND DRAFT CHOICE FOR TONY DELK AND ANTOINE WALKER 10/20/03

YEAR	GP-GS	MIN	AVG	FGM-FGA	PCT	FTM-FTA	- REBOUNDS -				AVG	AST	PF-D	STL	TO	BLK	PTS	AVG	HI
							PCT	OFF	DEF	TOT									
01-02	27-25	787	29.1	114-261	.437	35-46	.761	59	141	200	7.4	29	108-6	24	34	60	292	10.8	30
02-03	69-43	1611	23.3	266-514	.518	60-88	.682	125	205	330	4.8	54	264-8	35	46	91	639	9.3	26
TOT	96-48	2398	25.0	380-775	.490	95-134	.709	184	346	530	5.5	83	372-14	59	80	151	931	9.7	30

Three-point FG: '01-02, 29-95 (.305); '02-03, 47-116 (.405). Total, 76-211 (.360)

YEAR	GP-GS	MIN	AVG	FGM-FGA	PCT	FTM-FTA	NBA PLAYOFF STATISTICS				AVG	AST	PF-D	STL	TO	BLK	PTS	AVG	HI
							PCT	OFF	DEF	TOT									
01-02	8-8	245	30.6	39-78	.500	6-11	.545	18	43	61	7.6	5	39-2	2	6	22	90	11.3	24
02-03	20-16	491	24.6	68-157	.433	16-19	.842	36	52	88	4.4	5	86-3	11	14	43	160	8.0	20
TOT	28-24	736	26.3	107-235	.455	22-30	.733	54	95	149	5.3	10	125-5	13	20	65	250	8.9	24

Three-point FG: '01-02, 6-18 (.333); '02-03, 8-40 (.200). TOTAL, 14-58 (.241)

LAGARDE, TOM #25

6-10 FORWARD/CENTER • NORTH CAROLINA '77 • BORN 2/10/55 • DISPERSAL CHOICE FROM SEATTLE • WAIVED 8/31/82

YEAR	GP-GS	MIN	AVG	FGM-FGA	PCT	FTM-FTA	- REBOUNDS -				AVG	AST	PF-D	STL	TO	BLK	PTS	AVG	HI
							PCT	OFF	DEF	TOT									
80-81	82-82	2670	32.6	417-888	.470	288-444	.649	177	488	665	8.1	237	293-6	35	206	45	1122	13.7	26
81-82	47-28	909	19.3	113-269	.420	86-166	.518	63	147	210	4.5	49	138-3	17	82	17	312	6.6	18
TOT	129-110	3579	27.7	530-1157	.458	374-610	.613	240	635	875	6.8	286	431-9	52	288	62	1434	11.1	26

Three-point FG: '80-81, None Attempted; '81-82, 0-2 (.000). Total, 0-2 (.000)

LARKIN, SHANE #3

5-11 GUARD • MIAMI (FLA.) • BORN 10/2/92 • DRAFT RIGHTS ACQUIRED FROM ATLANTA IN EXCHANGE FOR JARED CUNNINGHAM, THE DRAFT RIGHTS TO MIKE MUSCALA AND THE DRAFT RIGHTS TO LUCAS NOGUEIRA, WHICH WERE ACQUIRED ALONG WITH TWO 2014 SECOND ROUND PICKS FROM BOSTON IN EXCHANGE FOR THE DRAFT RIGHTS TO KELLY OLYNYK 6/27/13 • TRADED TO NEW YORK WITH JOSE CALDERON, SAMUEL DALEMBERT, WAYNE ELLINGTON AND TWO SECOND ROUND PICKS IN EXCHANGE FOR TYSON CHANDLER AND RAYMOND FELTON 6/25/14

YEAR	GP-GS	MIN	AVG	FGM-FGA	PCT	FTM-FTA	- REBOUNDS -				AVG	AST	PF-D	STL	TO	BLK	PTS	AVG	HI
							PCT	OFF	DEF	TOT									
13-14	48-0	489	10.2	52-137	.380	12-38	.316	11	31	42	0.9	71	46-0	26	39	1	46	2.8	18

Three-point FG: 12-38 (.316).

YEAR	GP-GS	MIN	AVG	FGM-FGA	PCT	FTM-FTA	NBA PLAYOFF STATISTICS				AVG	AST	PF-D	STL	TO	BLK	PTS	AVG	HI
							PCT	OFF	DEF	TOT									
13-14	2-0	10	4.8	0-3	.000	0-0	---	0	1	1	0.5	2	0-0	0	1	0	0	0.0	0

Three-point FG: 0-1 (.000).

LEDO, RICKY #7 (2013-14), #1 (2014-15)

6-7 GUARD • PROVIDENCE • BORN 9/10/92 • DRAFT RIGHTS ACQUIRED FROM PHILADELPHIA IN EXCHANGE FOR A FUTURE SECOND ROUND PICK 6/28/13 • WAIVED 2/18/15

YEAR	GP-GS	MIN	AVG	FGM-FGA	PCT	FTM-FTA	- REBOUNDS -				AVG	AST	PF-D	STL	TO	BLK	PTS	AVG	HI
							PCT	OFF	DEF	TOT									
13-14	11-0	33	3.0	6-17	.353	4-4	1.000	0	2	2	0.2	2	2-0	1	2	0	19	1.7	5
14-15	5-0	11	2.2	0-6	.000	1-2	.500	1	1	2	0.4	1	1-0	0	2	0	1	0.2	1
TOT	16-0	44	2.8	6-23	.261	5-6	.833	1	3	4	0.3	3	3-0	1	4	0	20	1.3	5

Three-point FG: '13-14, 3-8 (.375); '14-15, 0-3 (.000). Total, 3-11 (.273)

LEE, COURTNEY #1

6-5 GUARD • WESTERN KENTUCKY • BORN 10/3/85 • ACQUIRED FROM NEW YORK WITH KRISTAPS PORZINGIS, TIM HARDAWAY JR., AND TREY BURKE IN EXCHANGE FOR DENNIS SMITH JR., DEANDRE JORDAN, WESLEY MATTHEWS AND TWO FUTURE FIRST ROUND PICKS (1/31/19). • COMPLETED CONTRACT 11/19/20

YEAR	GP-GS	MIN	AVG	FGM-FGA	PCT	FTM-FTA	- REBOUNDS -				AVG	AST	PF-D	STL	TO	BLK	PTS	AVG	HI
							PCT	OFF	DEF	TOT									
18-19	22-4	268	12.2	32-82	.390	5-7	.714	3	24	27	1.2	21	19-0	13	9	1	80	3.6	21
19-20	24-9	345	14.4	40-82	.488	6-7	.857	7	25	32	1.3	12	33-0	18	11	6	107	4.5	13
TOT	46-13	613	13.3	72-164	.439	11-14	.786	10	49	59	1.3	33	52-0	31	20	7	187	4.1	21

Three-point FG: '18-19, 11-39 (.282); '19-20, 21-47 (.447). Total, 32-86 (.372)

LEE, DAVID #42

6-9 FORWARD/CENTER • FLORIDA • BORN 4/29/83 • FREE AGENT SIGNEE 2/22/16 • COMPLETED CONTRACT 6/30/16

YEAR	GP-GS	MIN	AVG	FGM-FGA	PCT	FTM-FTA	- REBOUNDS -				AVG	AST	PF-D	STL	TO	BLK	PTS	AVG	HI
							PCT	OFF	DEF	TOT									
15-16	25-1	433	17.3	91-143	.636	31-42	.738	60	115	175	7.0	30	63-0	10	28	15	213	8.5	20

Three-point FG: None Attempted.

YEAR	GP-GS	MIN	AVG	FGM-FGA	PCT	FTM-FTA	NBA PLAYOFF STATISTICS				AVG	AST	PF-D	STL	TO	BLK	PTS	AVG	HI
							PCT	OFF	DEF	TOT									
15-16	2-0	33	16.3	6-8	.750	0-0	---	1	5	6	3.0	1	7-0	0	0	0	12	6.0	6

Three-point FG: None Attempted.



**LEGLER, TIM #23**

6-4 GUARD • LASALLE '88 • BORN 12/26/66 • FREE AGENT SIGNEE 3/2/93 • DID NOT EXERCISE CONTRACT OPTION 6/30/94 • RIGHTS RENOUNCED 9/17/94

YEAR	GP-GS	MIN	AVG	FGM-FGA	PCT	FTM-FTA	PCT	- REBOUNDS -			AVG	AST	PF-D	STL	TO	BLK	PTS	AVG	HI
								OFF	DEF	TOT									
80-81	82-82	2670	32.6	417-888	.470	288-444	.649	177	488	665	8.1	237	293-6	35	206	45	1122	13.7	26
81-82	47-28	909	19.3	113-269	.420	86-166	.518	63	147	210	4.5	49	138-3	17	82	17	312	6.6	18
TOT	129-110	3579	27.7	530-1157	.458	374-610	.613	240	635	875	6.8	286	431-9	52	288	62	1434	11.1	26

Three-point FG: '80-81, None Attempted; '81-82, 0-2 (.000). Total, 0-2 (.000)

LEVER, FAT #21

6-3 GUARD • ARIZONA STATE '82 • BORN 8/18/60 • ACQUIRED FROM DENVER FOR WASHINGTON'S 1990 FIRST-ROUND CHOICE AND DETROIT'S 1991 FIRST-ROUND PICK 6/21/90 • RIGHTS RENOUNCED 9/2/94

YEAR	GP-GS	MIN	AVG	FGM-FGA	PCT	FTM-FTA	PCT	- REBOUNDS -			AVG	AST	PF-D	STL	TO	BLK	PTS	AVG	HI	
								OFF	DEF	TOT										
90-91	4-0	86	21.5	9-23	.391	11-14	.786	3	12	15	3.8	12	5-0	6	10	3	29	7.3	13	
91-92	31-5	884	28.5	135-349	.387	60-80	.750	56	105	161	5.2	107	73-0	46	36	12	347	11.2	32	
92-93								did not play - Injured												
93-94	81-54	1947	24.0	227-557	.408	75-98	.765	83	200	283	3.5	213	155-1	159	88	15	555	6.9	16	
TOT	116-59	2917	25.1	371-929	.399	146-192	.760	142	317	459	4.0	332	233-1	211	134	30	931	8.0	32	

Three-point FG: '90-91, 0-3 (.000); '91-92, 17-52 (.327); '93-94, 26-74 (.351). Total, 43-129 (.333)

LIGGINS, DEANDRE #14

6-6 GUARD • KENTUCKY • BORN 3/31/88 • AWARDED VIA WAIVER CLAIM 4/11/17 • TRADED TO HOUSTON FOR CASH CONSIDERATIONS 6/28/17

YEAR	GP-GS	MIN	AVG	FGM-FGA	PCT	FTM-FTA	PCT	- REBOUNDS -			AVG	AST	PF-D	STL	TO	BLK	PTS	AVG	HI
								OFF	DEF	TOT									
16-17	1-0	25	24.6	3-6	.500	2-3	.667	3	4	7	7.0	0	3-0	2	0	0	8	8.0	8

Three-point FG: 0-1 (.000)

LLOYD, SCOTT #44

6-10 CENTER/FORWARD • ARIZONA STATE '76 • BORN 12/19/52 • FREE AGENT SIGNEE 10/28/80 • WAIVED 12/21/82

YEAR	GP-GS	MIN	AVG	FGM-FGA	PCT	FTM-FTA	PCT	- REBOUNDS -			AVG	AST	PF-D	STL	TO	BLK	PTS	AVG	HI
								OFF	DEF	TOT									
80-81	72-70	2186	30.4	245-547	.448	147-205	.717	161	293	454	6.3	159	269-8	34	145	25	637	8.8	28
81-82	74-17	1047	14.1	108-285	.379	69-91	.758	60	103	163	2.2	67	175-6	15	59	7	287	3.9	15
82-83	15-0	206	13.7	19-50	.380	11-17	.647	19	27	46	3.1	2.1	24-0	6	6	49	3.3	12	
TOT	161-87	3439	21.4	372-882	.422	277-313	.725	240	423	663	4.1	247	468-14	55	210	38	973	6.0	28

Three-point FG: '80-81, 0-2 (.000); '81-82, 2-4 (.500); '82-83, 0-1 (.000). Total, 2-7 (.286)

LUE, TYRONN #10

6-0 GUARD • NEBRASKA '99 • BORN 5/3/77 • FREE AGENT SIGNEE 3/4/08 • COMPLETED CONTRACT 5/08

YEAR	GP-GS	MIN	AVG	FGM-FGA	PCT	FTM-FTA	PCT	- REBOUNDS -			AVG	AST	PF-D	STL	TO	BLK	PTS	AVG	HI
								OFF	DEF	TOT									
07-08	17-0	172	10.1	27-57	.474	1-4	.250	0	13	13	0.8	15	28-0	0	5	1	64	3.8	13

Three-point FG: 9-17 (.529)

NBA PLAYOFF STATISTICS

YEAR	GP-GS	MIN	AVG	FGM-FGA	PCT	FTM-FTA	PCT	OFF	DEF	TOT	AVG	AST	PF-D	STL	TO	BLK	PTS	AVG	HI
07-08	2-0	2	1.0	0-1	.000	0-0	---	1	0	1	0.5	1	0-0	0	0	0	0	0.0	--

Three-point FG: None Attempted.

MACK, OLIVER #17

6-3 GUARD • EAST CAROLINA '79 • BORN 6/6/57 • FREE AGENT SIGNEE 11/17/80 • WAIVED 12/22/81

YEAR	GP-GS	MIN	AVG	FGM-FGA	PCT	FTM-FTA	PCT	- REBOUNDS -			AVG	AST	PF-D	STL	TO	BLK	PTS	AVG	HI
								OFF	DEF	TOT									
80-81	62-57	1666	26.9	278-600	.463	79-123	.642	92	137	229	3.7	162	114-0	55	70	7	635	10.2	28
81-82	13-3	150	11.5	19-59	.322	6-8	.750	8	10	18	1.4	14	6-0	5	4	1	44	3.4	12
TOT	75-60	1816	24.2	297-659	.451	85-131	.649	100	147	247	3.3	176	120-0	60	74	8	679	9.1	28

Three-point FG: '80-81, 0-9 (.000); '81-82, 0-2 (.000). Total, 0-11 (.000)

MACON, DARYL #3

6-3 GUARD • ARKANSAS • BORN 11/29/95 • SIGNED TO A TWO-WAY CONTRACT 7/30/18 • WAIVED 7/26/19

YEAR	GP-GS	MIN	AVG	FGM-FGA	PCT	FTM-FTA	PCT	- REBOUNDS -			AVG	AST	PF-D	STL	TO	BLK	PTS	AVG	HI
								OFF	DEF	TOT									
18-19	8-0	90	11.2	10-27	.370	4-7	.571	2	10	12	1.5	7	8-0	1	6	0	29	3.6	12

Three-point FG: 5-11 (.455)



**MAGLOIRE, JAMAAL #17**

6-11 CENTER • KENTUCKY '01 • BORN 5/21/78 • FREE AGENT SIGNEE 2/26/08 • COMPLETED CONTRACT 5/08

YEAR	GP-GS	MIN	AVG	FGM-FGA	PCT	FTM-FTA	PCT	- REBOUNDS -			AVG	AST	PF-D	STL	TO	BLK	PTS	AVG	HI
								OFF	DEF	TOT									
07-08	7-0	27	3.9	3-9	.500	6-13	.462	1	7	8	1.1	0	8-0	1	7	0	12	1.7	7

Three-point FG: None Attempted.

MAHINMI, IAN #28

6-11 CENTER • FRANCE • BORN 11/5/86 • FREE AGENT SIGNEE 7/13/10 • TRADED TO INDIANA IN EXCHANGE FOR DARREN COLLISON AND DAHNTAY JONES 7/12/12

YEAR	GP-GS	MIN	AVG	FGM-FGA	PCT	FTM-FTA	PCT	- REBOUNDS -			AVG	AST	PF-D	STL	TO	BLK	PTS	AVG	HI
								OFF	DEF	TOT									
10-11	56-0	488	8.7	55-98	.561	63-82	.768	43	77	120	2.1	8	105-2	14	25	15	173	3.1	17
11-12	61-12	1139	18.7	130-238	.546	94-147	.639	108	181	289	4.7	12	176-2	38	50	31	354	5.8	19
TOT	117-12	1627	13.9	185-336	.551	157-229	.686	151	258	409	3.5	20	281-4	52	75	46	527	4.5	19

Three-point FG: '10-11, 0-2 (.000); '11-12, 0-1 (.000). Total, 0-3 (.000)

YEAR	GP-GS	MIN	AVG	FGM-FGA	PCT	FTM-FTA	PCT	NBA PLAYOFF STATISTICS			AVG	AST	PF-D	STL	TO	BLK	PTS	AVG	HI
								OFF	DEF	TOT									
10-11	6-0	33	5.5	3-5	.600	5-9	.556	3	3	6	1.0	0	16-0	1	0	0	11	1.8	4
11-12	4-0	70	17.5	9-14	.643	11-13	.846	9	9	18	4.5	0	13-0	3	1	3	29	7.3	10
TOT	10-0	103	10.3	12-19	.632	16-22	.727	12	12	24	2.4	0	29-0	4	1	3	40	4.0	10

Three-point FG: None Attempted.

MANNING, DANNY #17

6-10 FORWARD • KANSAS '88 • BORN 5/17/66 • FREE AGENT SIGNEE 8/2/01 • RIGHTS RENOUNCED 6/24/02

YEAR	GP-GS	MIN	AVG	FGM-FGA	PCT	FTM-FTA	PCT	- REBOUNDS -			AVG	AST	PF-D	STL	TO	BLK	PTS	AVG	HI
								OFF	DEF	TOT									
01-02	41-10	552	13.5	71-149	.477	22-33	.667	25	83	108	2.6	30	80-0	21	25	21	165	4.0	13

Three-point FG: 1-7 (.143)

MARION, SHAWN #0

6-7 FORWARD • UNLV • BORN 5/7/78 • ACQUIRED WITH KRIS HUMPHRIES, NATHAN JAWAI AND CASH CONSIDERATIONS FROM TORONTO FOR ANTOINE WRIGHT AND DEVEAN GEORGE IN A DEAL THAT ALSO SENT GREG BUCKNER TO DALLAS FROM MEMPHIS IN EXCHANGE FOR JERRY STACKHOUSE AND CASH CONSIDERATIONS, A SECOND ROUND PICK AND CASH CONSIDERATIONS FROM TORONTO TO MEMPHIS, AND HEDO TURKOGLU FROM ORLANDO TO TORONTO FOR CASH CONSIDERATIONS FROM DALLAS AND TORONTO 7/9/09 • COMPLETED CONTRACT 6/30/14

YEAR	GP-GS	MIN	AVG	FGM-FGA	PCT	FTM-FTA	PCT	- REBOUNDS -			AVG	AST	PF-D	STL	TO	BLK	PTS	AVG	HI
								OFF	DEF	TOT									
09-10	75-75	2385	31.8	395-778	.508	105-139	.755	158	319	477	6.4	29	141-1	23	43	9	388	12.5	29
10-11	80-27	2253	28.2	434-834	.520	126-164	.768	168	383	551	6.9	110	144-0	68	130	50	999	12.5	25
11-12	63-63	1919	30.5	288-646	.446	74-93	.796	145	320	465	7.4	132	87-0	67	98	36	670	10.6	29
12-13	67-67	2010	30.0	355-690	.514	79-101	.782	146	379	525	7.8	163	111-0	75	103	47	812	12.1	26
13-14	76-76	2409	31.7	341-708	.482	51-65	.785	132	365	497	6.5	124	125-0	90	95	37	791	10.4	32
TOT	361-308	10976	30.4	1813-3656	.496	435-562	.774	749	1766	2515	7.0	636	608-1	369	525	231	4170	11.6	32

Three-point FG: '09-10, 3-19 (.158); '10-11, 5-33 (.152); '11-12, 20-68 (.294); '12-13, 23-73 (.315); '13-14, 58-162 (.358). Total, 76-211 (.360)

YEAR	GP-GS	MIN	AVG	FGM-FGA	PCT	FTM-FTA	PCT	NBA PLAYOFF STATISTICS			AVG	AST	PF-D	STL	TO	BLK	PTS	AVG	HI
								OFF	DEF	TOT									
09-10	6-6	148	24.7	24-59	.407	4-5	.800	7	18	25	4.2	6	12-0	1	8	3	52	8.7	14
10-11	21-21	690	32.9	105-225	.467	40-47	.851	46	87	133	6.3	45	53-1	21	36	19	250	11.9	26
11-12	4-4	140	35.0	17-40	.425	9-10	.900	9	23	32	8.0	4	14-0	1	10	5	47	11.8	17
13-14	7-7	193	27.6	24-59	.407	7-11	.636	14	23	37	5.3	13	11-0	6	5	1	59	8.4	20
TOT	38-38	1171	30.8	170-383	.444	60-73	.822	76	151	227	6.0	68	90-1	29	59	28	408	10.7	26

Three-point FG: '09-10, 0-4 (.000); '10-11, 0-5 (.000); '11-12, 4-14 (.286); '13-14, 4-18 (.222). TOTAL, 8-41 (.195)

MARJANOVIĆ, BOBAN #51

7-4 CENTER • SERBIA • BORN 8/15/88 • FREE AGENT SIGNEE 7/23/19 • TRADED WITH STERLING BROWN, TREY BURKE, MARQUESE CHRISS AND WENDELL MOORE JR. TO HOUSTON IN EXCHANGE FOR CHRISTIAN WOOD 6/24/22

YEAR	GP-GS	MIN	AVG	FGM-FGA	PCT	FTM-FTA	PCT	- REBOUNDS -			AVG	AST	PF-D	STL	TO	BLK	PTS	AVG	HI
								OFF	DEF	TOT									
19-20	42-5	422	10.0	121-211	.573	43-57	.754	66	131	197	4.7	20	56-0	8	30	10	289	6.9	31
20-21	33-3	271	8.2	62-122	.508	31-38	.816	47	81	128	3.9	10	29-0	2	12	6	156	4.7	15
21-22	22-0	128	5.8	42-70	.600	13-22	.591	8	31	39	1.8	3	24-0	0	15	3	98	4.5	17

Three-point FG: '19-20, 4-17 (.235); '20-21, 1-8 (.125); '21-22, 1-4 (.250).

YEAR	GP-GS	MIN	AVG	FGM-FGA	PCT	FTM-FTA	PCT	NBA PLAYOFF STATISTICS			AVG	AST	PF-D	STL	TO	BLK	PTS	AVG	HI
								OFF	DEF	TOT									
19-20	6-0	82	13.7	17-30	.567	7-9	.778	6	29	35	4.8	5	9-0	0	3	2	41	6.8	13
20-21	4-3	83	20.8	20-39	.513	7-9	.778	14	18	32	4.5	4	13-0	0	4	1	47	11.8	14
21-22	3-0	6	2.0	1-4	.250	2-2	1.000	0	3	3	1.0	0	0-0	1	2	0	4	1.3	2

Three-point FG: '19-20, 0-1 (.000).



**MARSHALL, RAWLE #1**

6-7 GUARD/FORWARD • OAKLAND '05 • BORN 2/20/82 • ROOKIE FREE AGENT SIGNEE 8/5/05 • TRADED TO INDIANA WITH DARRELL ARMSTRONG AND JOSH POWELL FOR ANTHONY JOHNSON 6/24/06

YEAR	GP-GS	MIN	AVG	FGM-FGA	PCT	FTM-FTA	PCT	- REBOUNDS -			AVG	AST	PF-D	STL	TO	BLK	PTS	AVG	HI
								OFF	DEF	TOT									
05-06	23-9	241	10.5	24-60	.400	22-29	.759	8	23	31	1.3	10	17-0	8	15	7	71	3.1	13

Three-point FG: '05-06, 1-3 (.333)

MARTIN, DARRICK #2

5-11 GUARD • UCLA '92 • BORN 3/6/71 • FREE AGENT SIGNEE 8/2/01 • WAIVED 11/20/01

YEAR	GP-GS	MIN	AVG	FGM-FGA	PCT	FTM-FTA	PCT	- REBOUNDS -			AVG	AST	PF-D	STL	TO	BLK	PTS	AVG	HI
								OFF	DEF	TOT									
01-02	3-0	22	7.3	0-10	.000	1-2	.500	0	1	1	0.3	3	4-0	2	1	0	1	0.3	1

THREE-POINT FG: 0-2 (.000)

MASHBURN, JAMAL #32

6-8 FORWARD • D-1993 1ST RND (4TH OVERALL) • KENTUCKY '94 • BORN 11/29/72 • TRADED TO MIAMI FOR SASHA DANILOVIC, MARTIN MÜURSEPP AND KURT THOMAS 2/14/97

YEAR	GP-GS	MIN	AVG	FGM-FGA	PCT	FTM-FTA	PCT	- REBOUNDS -			AVG	AST	PF-D	STL	TO	BLK	PTS	AVG	HI
								OFF	DEF	TOT									
93-94	79-73	2896	36.7	561-1382	.406	306-438	.699	107	246	353	4.5	266	205-0	89	245	14	1513	19.2	37
94-95	80-80	2980	37.3	683-1566	.436	447-605	.739	116	215	331	4.1	298	190-0	82	235	8	1926	24.1	50
95-96	18-18	669	37.2	145-383	.379	97-133	.729	37	60	97	5.4	50	39-0	14	55	3	422	23.4	37
96-97	37-21	975	26.4	140-376	.372	72-111	.649	28	87	115	3.1	93	69-0	35	57	5	394	10.6	27
TOT	214-192	7520	35.1	1529-3707	.412	922-1287	.716	288	608	896	4.2	707	503-0	220	592	30	4255	19.9	50

Three-point FG: '93-94, 85-299 (.284); '94-95, 113-344 (.328); '95-96, 35-102 (.343); '96-97, 42-131 (.321). Total, 275-876 (.314)

MATTHEWS, WESLEY #23

6-5 GUARD/FORWARD • MARQUETTE • BORN 10/14/86 • FREE AGENT SIGNEE 7/9/15 • TRADED WITH DENNIS SMITH JR., DEANDRE JORDAN AND TWO FUTURE FIRST ROUND PICKS TO NEW YORK IN EXCHANGE FOR KRISTAPS PORZINGIS, TIM HARDAWAY JR., COURTNEY LEE AND TREY BURKE 1/31/19

YEAR	GP-GS	MIN	AVG	FGM-FGA	PCT	FTM-FTA	PCT	- REBOUNDS -			AVG	AST	PF-D	STL	TO	BLK	PTS	AVG	HI
								OFF	DEF	TOT									
15-16	78-78	2644	33.9	331-854	.388	126-146	.863	27	211	238	3.1	151	179-1	78	78	17	977	12.5	36
16-17	73-73	2495	34.2	333-847	.393	146-179	.816	18	241	259	3.5	210	161-1	77	102	15	986	13.5	27
17-18	63-63	2131	33.8	283-697	.406	83-101	.822	28	170	198	3.1	172	140-1	76	83	16	802	12.7	29
18-19	44-44	1312	29.8	194-469	.414	87-110	.791	20	82	102	2.3	100	102-0	33	58	12	575	13.1	25
TOT	724-662	23579	33.3	1141-2867	.398	442-536	.825	93	704	797	3.1	633	582-3	264	321	60	3340	12.9	36

Three-point FG: '15-16, 189-525 (.360); '16-17, 174-479 (.363); '17-18, 153-402 (.381); '18-19, 100-263 (.380). Total, 616-1669 (.369)

NBA PLAYOFF STATISTICS

YEAR	GP-GS	MIN	AVG	FGM-FGA	PCT	FTM-FTA	PCT	OFF	DEF	TOT	AVG	AST	PF-D	STL	TO	BLK	PTS	AVG	HI
15-16	5-5	173	34.7	20-60	.333	15-19	.789	4	14	18	3.6	6	14-0	6	4	0	65	13.0	22

Three-point FG: 10-35 (.286)

MAXWELL, VERNON #3

6-4 GUARD • FLORIDA '88 • BORN 9/12/65 • FREE AGENT SIGNEE 2/28/01 • COMPLETED CONTRACT 5/01

YEAR	GP-GS	MIN	AVG	FGM-FGA	PCT	FTM-FTA	PCT	- REBOUNDS -			AVG	AST	PF-D	STL	TO	BLK	PTS	AVG	HI
								OFF	DEF	TOT									
00-01	19-0	285	15.0	31-98	.316	6-10	.600	1	28	29	1.5	20	31-0	9	17	3	81	4.3	11

Three-point FG: 13-47 (.277)

NBA PLAYOFF STATISTICS

YEAR	GP-GS	MIN	AVG	FGM-FGA	PCT	FTM-FTA	PCT	OFF	DEF	TOT	AVG	AST	PF-D	STL	TO	BLK	PTS	AVG	HI
00-01	4-0	43	10.8	2-10	.200	0-0	.000	1	5	6	1.5	5	6-0	0	2	0	4	1.0	2

THREE-POINT FG: 0-5 (.000)

MAYO, OJ #32

6-4 GUARD • USC • BORN 11/5/87 • FREE AGENT SIGNEE 7/19/12 • DID NOT EXERCISE CONTRACT OPTION 6/30/13

YEAR	GP-GS	MIN	AVG	FGM-FGA	PCT	FTM-FTA	PCT	- REBOUNDS -			AVG	AST	PF-D	STL	TO	BLK	PTS	AVG	HI
								OFF	DEF	TOT									
12-13	82-82	2913	35.5	461-1026	.449	191-233	.820	36	255	291	3.5	361	195-1	93	210	23	1255	15.3	40

Three-point FG: 142-349 (.407)

MBENGA, DJ #28

7-0 CENTER • BORN 10/30/08 • ROOKIE FREE AGENT SIGNEE 7/14/04 • WAIVED 10/30/07

YEAR	GP-GS	MIN	AVG	FGM-FGA	PCT	FTM-FTA	PCT	- REBOUNDS -			AVG	AST	PF-D	STL	TO	BLK	PTS	AVG	HI
								OFF	DEF	TOT									
04-05	15-1	58	3.9	6-14	.429	3-4	.750	3	5	8	0.5	0	13-0	0	5	5	15	1.0	4
05-06	43-1	237	5.5	32-60	.533	10-20	.500	19	37	56	1.3	2	47-0	6	16	25	74	1.7	8
06-07	21-0	79	3.8	5-16	.313	7-8	.875	3	8	11	0.5	6	17	3	5	5	17	0.8	4
TOTAL	79-2	374	4.7	43-90	.478	20-32	.625	25	50	75	0.9	8	77	9	26	35	106	1.3	8

Three-point FG: '04-05, None Attempted; '05-06, 0-1 (.000); '06-07, None Attempted. TOTAL 0-1 (.000)

NBA PLAYOFF STATISTICS

YEAR	GP-GS	MIN	AVG	FGM-FGA	PCT	FTM-FTA	PCT	OFF	DEF	TOT	AVG	AST	PF-D	STL	TO	BLK	PTS	AVG	HI
05-06	7-0	25	3.6	1-3	.333	2-2	1.000	1	7	8	1.1	0	9-0	0	3	1	4	0.6	2

Three-point FG: None Attempted.



**MCCANN, BOB #7**

6-6 FORWARD • MOREHEAD STATE '87 • BORN 4/22/64 • FREE AGENT SIGNEE 2/12/90 • WAIVED 10/27/90

YEAR	GP-GS	MIN	AVG	FGM-FGA	PCT	FTM-FTA	PCT	- REBOUNDS -			AVG	AST	PF-D	STL	TO	BLK	PTS	AVG	HI
								OFF	DEF	TOT									
89-90	10-0	62	6.2	7-21	.333	12-14	.857	4	8	12	1.2	6	7-0	2	6	2	26	2.6	8

Three-point FG: None Attempted.

MCCLOUD, GEORGE #21

6-8 FORWARD • FLORIDA STATE '89 • BORN 5/27/67 • SIGNED 10-DAY CONTRACTS 1/30/95 AND 2/8/95 • SIGNED FOR REMAINDER OF SEASON 2/22/95 • FREE AGENT SIGNEE 10/5/95 • TRADED TO NEW JERSEY WITH SAM CASSELL, CHRIS GATLING, JIM JACKSON AND ERIC MONTROSS FOR SHAWN BRADLEY, ED O'BANNON, ROBERT PACK AND KHALID REEVES 2/17/97

YEAR	GP-GS	MIN	AVG	FGM-FGA	PCT	FTM-FTA	PCT	- REBOUNDS -			AVG	AST	PF-D	STL	TO	BLK	PTS	AVG	HI
								OFF	DEF	TOT									
94-95	42-3	802	19.1	144-328	.439	80-96	.833	82	65	147	3.5	53	71-0	23	40	9	402	9.6	25
95-96	79-63	2846	36.0	530-1281	.414	180-224	.804	116	263	379	4.8	212	212-1	113	166	38	1497	18.9	37
96-97	41-26	1207	29.4	204-482	.423	77-92	.837	29	114	143	3.5	92	106-1	52	52	8	563	13.7	28
TOT	162-92	4855	30.0	878-2091	.420	337-412	.818	227	442	669	4.1	357	389-2	188	258	55	2462	15.2	37

Three-point FG: '94-95, 34-89 (.382); '95-96, 257-678 (.379); '96-97, 78-205 (.380). Total, 369-972 (.380)

MCCRAY, RODNEY #1

6-8 FORWARD • LOUISVILLE '83 • BORN 8/29/61 • ACQUIRED FROM SACRAMENTO FOR THE KINGS' 1990 SECOND-ROUND CHOICE AND WASHINGTON'S 1991 SECOND-ROUND CHOICE FOR BILL WENNINGTON, INDIANA'S 1990 FIRST AND DALLAS' 1990 FIRST-ROUND CHOICE 6/26/90 • TRADED TO CHICAGO FOR GOLDEN STATE'S 1994 FIRST-ROUND DRAFT CHOICE AND TWO CONDITIONAL SECOND-ROUND CHOICES 9/18/92

YEAR	GP-GS	MIN	AVG	FGM-FGA	PCT	FTM-FTA	PCT	- REBOUNDS -			AVG	AST	PF-D	STL	TO	BLK	PTS	AVG	HI
								OFF	DEF	TOT									
90-91	74-68	2561	34.6	336-679	.495	159-198	.803	153	407	560	7.6	259	203-3	70	129	51	844	11.4	23
91-92	75-48	2106	28.1	271-622	.436	110-153	.719	149	319	468	6.2	219	180-2	48	115	30	677	9.0	24
TOT	149-116	4667	31.3	607-1301	.467	269-351	.766	302	726	1028	6.9	478	383-5	118	244	81	1521	10.2	24

Three-point FG: '90-91, 13-39 (.333); '91-92, 25-85 (.294). Total, 38-124 (.306)

MCDERMOTT, DOUG #20

6-8 FORWARD • CREIGHTON • BORN 1/3/92 • ACQUIRED FROM DENVER AS PART OF A THREE-TEAM TRADE THAT SENT DEVIN HARRIS FROM DALLAS TO DENVER, EMMANUEL MUDIAY FROM DENVER TO NEW YORK, A 2018 SECOND ROUND PICK FROM THE KNICKS TO THE NUGGETS, AND A 2018 SECOND ROUND PICK FROM THE NUGGETS TO THE MAVERICKS 2/8/18 • COMPLETED CONTRACT 6/30/18

YEAR	GP-GS	MIN	AVG	FGM-FGA	PCT	FTM-FTA	PCT	- REBOUNDS -			AVG	AST	PF-D	STL	TO	BLK	PTS	AVG	HI
								OFF	DEF	TOT									
17-18	26-3	596	22.9	86-180	.478	24-28	.857	7	59	66	2.5	29	49-0	9	22	4	235	9.0	20

Three-point FG: 39-79 (.494)

MCGEE, JAVALE #11

7-0 CENTER • NEVADA • BORN 1/19/88 • FREE AGENT SIGNEE 8/13/15 • WAIVED 7/8/16

YEAR	GP-GS	MIN	AVG	FGM-FGA	PCT	FTM-FTA	PCT	- REBOUNDS -			AVG	AST	PF-D	STL	TO	BLK	PTS	AVG	HI
								OFF	DEF	TOT									
15-16	34-2	370	10.9	77-134	.575	18-36	.500	53	80	133	3.9	3	49-0	5	21	26	172	5.1	13

Three-point FG: 0-1 (.000).

NBA PLAYOFF STATISTICS

YEAR	GP-GS	MIN	AVG	FGM-FGA	PCT	FTM-FTA	PCT	OFF	DEF	TOT	AVG	AST	PF-D	STL	TO	BLK	PTS	AVG	HI
15-16	2-0	14	7.1	1-2	.500	2-6	.333	2	1	3	1.5	0	3-0	1	3	0	4	2.0	3

Three-point FG: None Attempted.

MCLAUGHLIN, JAQUORI #30

6-4 GUARD • UC SANTA BARBARA '21 • BORN 1/29/88 • SIGNED TWO-WAY CONTRACT 9/3/21 • WAIVED 1/10/22

YEAR	GP-GS	MIN	AVG	FGM-FGA	PCT	FTM-FTA	PCT	- REBOUNDS -			AVG	AST	PF-D	STL	TO	BLK	PTS	AVG	HI
								OFF	DEF	TOT									
21-22	4-0	11	2.8	0-2	.000	0-0	.000	0	0	0	0.0	2	1-0	0	0	0	0.0	0	

Three-point FG: '21-22, 0-1 (.000).

MCRBERTS, JOSH #13

6-10 FORWARD/CENTER • DUKE • BORN 2/28/87 • ACQUIRED WITH A FUTURE SECOND ROUND PICK AND CASH CONSIDERATIONS FROM MIAMI IN EXCHANGE FOR A.J. HAMMONS • WAIVED 2/10/18

YEAR	GP-GS	MIN	AVG	FGM-FGA	PCT	FTM-FTA	PCT	- REBOUNDS -			AVG	AST	PF-D	STL	TO	BLK	PTS	AVG	HI
								OFF	DEF	TOT									
17-18	2-0	6	2.9	0-1	.000	0-0	-	0	0	0	0.0	0	2-0	0	0	0	0.0	0	

Three-point FG: 0-1 (.000)



**MEJRI, SALAH #50**

7-2 CENTER • TUNISIA • BORN 6/15/86 • FREE AGENT SIGNEE 7/30/15 • RE-SIGNED 8/3/18 • WAIVED 2/7/19 • FREE AGENT SIGNEE 2/10/19 • COMPLETED CONTRACT 6/30/19

YEAR	GP-GS	MIN	AVG	FGM-FGA	PCT	FTM-FTA	PCT	- REBOUNDS -			AVG	AST	PF-D	STL	TO	BLK	PTS	AVG	HI
								OFF	DEF	TOT									
15-16	34-6	397	11.7	49-78	.628	27-46	.587	41	82	123	3.6	10	54-0	8	23	36	125	3.7	17
16-17	73-11	905	12.4	88-137	.642	36-61	.590	97	211	308	4.2	14	152-1	32	40	61	213	2.9	16
17-18	61-1	729	11.9	88-137	.642	38-66	.576	85	161	246	4.0	35	121-1	22	39	67	214	3.5	11
18-19	36-4	399	11.1	55-112	.491	20-32	.625	36	95	131	3.6	35	55-0	10	21	26	141	3.9	19
TOT	204-22	2430	11.9	280-646	.603	121-205	.590	259	549	808	4.0	94	382-2	72	123	190	693	3.4	19

Three-point FG: '15-16, 0-1 (.000); '16-17, 1-3 (.333); '17-18, 0-3 (.000); '18-19, 11-34 (.324). Total, 12-41 (.293)

YEAR	GP-GS	MIN	AVG	FGM-FGA	PCT	FTM-FTA	PCT	NBA PLAYOFF STATISTICS			AVG	AST	PF-D	STL	TO	BLK	PTS	AVG	HI
								OFF	DEF	TOT									
15-16	4-1	76	19.0	7-10	.700	5-12	.417	5	8	13	3.3	1	11-0	3	0	5	19	4.8	12

Three-point FG: None Attempted.

MEKEL, GAL #33

6-3 GUARD • WICHITA STATE '08 • BORN 3/4/88 • FREE AGENT SIGNEE 7/11/13 • WAIVED 10/29/14

YEAR	GP-GS	MIN	AVG	FGM-FGA	PCT	FTM-FTA	PCT	- REBOUNDS -			AVG	AST	PF-D	STL	TO	BLK	PTS	AVG	HI
								OFF	DEF	TOT									
13-14	31-1	292	9.4	30-86	.349	8-12	.667	5	22	27	0.9	63	31-0	4	31	1	73	2.4	11

Three-point FG: None Attempted.

MELLI, NICOLÒ #44

6-9 FORWARD • ITALY • BORN 1/26/91 • ACQUIRED WITH J.J. REDICK FROM NEW ORLEANS IN EXCHANGE FOR WES IWUNDU, JAMES JOHNSON, A 2ND ROUND PICK AND CASH 3/25/21 • COMPLETED CONTRACT 5/31/21

YEAR	GP-GS	MIN	AVG	FGM-FGA	PCT	FTM-FTA	PCT	- REBOUNDS -			AVG	AST	PF-D	STL	TO	BLK	PTS	AVG	HI
								OFF	DEF	TOT									
20-21	23-4	325	14.1	31-82	.378	13-18	.722	17	48	65	2.8	19	30-0	5	5	2	91	4.0	13

Three-point FG: '20-21, 16-48 (.333)

YEAR	GP-GS	MIN	AVG	FGM-FGA	PCT	FTM-FTA	PCT	NBA PLAYOFF STATISTICS			AVG	AST	PF-D	STL	TO	BLK	PTS	AVG	HI
								OFF	DEF	TOT									
20-21	3-0	19	6.3	0-4	---	0-0	---	2	4	6	0.7	0	3-0	1	0	0	0	0.0	0

Three-point FG: '20-21, 0-2 (.000)

MENSAH-BONSU, POPS #21

6-9 FORWARD • GEORGE WASHINGTON '07 • BORN 9/7/83 • FREE AGENT SIGNEE 8/3/06 • WAIVED 8/31/07

YEAR	GP-GS	MIN	AVG	FGM-FGA	PCT	FTM-FTA	PCT	- REBOUNDS -			AVG	AST	PF-D	STL	TO	BLK	PTS	AVG	HI
								OFF	DEF	TOT									
06-07	12-0	71	5.9	11-17	.647	7-18	.389	9	12	21	1.8	0	8-0	1	9	0	29	2.4	6

Three-point FG: None Attempted.

MEYER, LOREN #40

6-10 FORWARD/CENTER • D-1995 1ST ROUND (24TH OVERALL) • IOWA STATE '95 • BORN 12/30/72 • TRADED TO PHOENIX WITH TONY DUMAS AND JASON KIDD FOR SAM CASSELL, MICHAEL FINLEY, A.C. GREEN AND A 1998 SECOND-ROUND DRAFT CHOICE 12/26/96

YEAR	GP-GS	MIN	AVG	FGM-FGA	PCT	FTM-FTA	PCT	- REBOUNDS -			AVG	AST	PF-D	STL	TO	BLK	PTS	AVG	HI
								OFF	DEF	TOT									
95-96	72-21	1266	17.6	145-330	.439	70-102	.686	114	205	319	4.4	57	224-6	20	67	32	363	5.0	14
96-97	19-16	259	13.6	34-78	.436	9-12	.750	14	35	49	2.6	7	52-1	6	27	3	78	4.1	11
TOT	91-37	1525	16.8	179-408	.439	79-114	.693	128	240	368	4.0	64	276-7	26	94	35	441	4.8	14

Three-point FG: '95-96, 3-11 (.273); '96-97, 1-2 (.500). Total, 4-13 (.308)

MILLER, OLIVER #2

6-9 CENTER • ARKANSAS '92 • BORN 4/6/70 • FREE AGENT SIGNEE 10/17/96 • WAIVED 2/7/97

YEAR	GP-GS	MIN	AVG	FGM-FGA	PCT	FTM-FTA	PCT	- REBOUNDS -			AVG	AST	PF-D	STL	TO	BLK	PTS	AVG	HI
								OFF	DEF	TOT									
96-97	42-0	836	19.9	76-154	.494	28-53	.528	82	151	233	5.5	58	133-1	34	70	50	180	4.3	13

Three-point FG: 0-1 (.000)



**MONTROSS, ERIC #00**

7-0 CENTER • NORTH CAROLINA '94 • BORN 9/23/71 • ACQUIRED FROM BOSTON WITH THE 9TH OVERALL PICK IN THE 1996 NBA DRAFT FOR THE 6TH OVERALL PICK IN THE 1996 DRAFT AND DALLAS' 1997 FIRST-ROUND PICK 6/21/96 • TRADED TO NEW JERSEY WITH SAM CASSELL, CHRIS GATLING, JIM JACKSON AND GEORGE MCCLOUD FOR SHAWN BRADLEY, ED O'BANNON, ROBERT PACK AND KHALID REEVES 2/17/97

YEAR	GP-GS	MIN	AVG	FGM-FGA	PCT	FTM-FTA	PCT	- REBOUNDS -			AVG	AST	PF-D	STL	TO	BLK	PTS	AVG	HI
								OFF	DEF	TOT									
96-97	47-46	984	20.9	86-187	.460	10-34	.294	66	170	236	5.0	32	150-2	9	51	34	182	3.9	12

Three-point FG: None Attempted.

MOORE, TRACY #20

6-4 GUARD • TULSA '88 • BORN 12/28/65 • FREE AGENT SIGNEE 1/16/92 • WAIVED 2/4/93

YEAR	GP-GS	MIN	AVG	FGM-FGA	PCT	FTM-FTA	PCT	- REBOUNDS -			AVG	AST	PF-D	STL	TO	BLK	PTS	AVG	HI
								OFF	DEF	TOT									
91-92	42-2	782	18.6	130-325	.400	65-78	.833	31	51	82	2.0	48	97-0	32	44	4	355	8.5	19
92-93	39-1	510	13.1	103-249	.414	53-61	.869	23	29	52	1.3	47	54-0	21	32	4	282	7.2	20
TOT	81-3	1292	16.0	233-574	.406	118-139	.849	54	80	134	1.7	95	151-0	53	76	8	637	7.9	20

Three-point FG: '91-92, 30-84 (.357); '92-93, 23-67 (.343). Total, 53-151 (.351)

MORNINGSTAR, DARREN #50

6-11 CENTER • PITTSBURGH '92 • BORN 4/22/69 • FREE AGENT SIGNEE 10/7/93 • WAIVED 11/23/93

YEAR	GP-GS	MIN	AVG	FGM-FGA	PCT	FTM-FTA	PCT	- REBOUNDS -			AVG	AST	PF-D	STL	TO	BLK	PTS	AVG	HI
								OFF	DEF	TOT									
93-94	22-15	363	16.5	38-81	.469	18-30	.600	31	49	80	3.6	15	69-1	14	19	2	94	4.3	11

Three-point FG: None Attempted.

MORROW, ANTHONY #23

6-5 GUARD • GEORGIA TECH • BORN 9/27/85 • ACQUIRED FROM ATLANTA IN EXCHANGE FOR DAHNTAY JONES 2/21/13 • COMPLETED CONTRACT 6/30/13

YEAR	GP-GS	MIN	AVG	FGM-FGA	PCT	FTM-FTA	PCT	- REBOUNDS -			AVG	AST	PF-D	STL	TO	BLK	PTS	AVG	HI
								OFF	DEF	TOT									
12-13	17-0	82	4.8	17-34	.500	4-4	1.000	1	3	4	0.2	4	10-0	1	4	0	39	2.3	8

Three-point FG: 1-5 (.200)

MOTLEY, JOHNATHAN #6

6-10 FORWARD • BAYLOR • BORN 5/4/95 • SIGNED TO A TWO-WAY CONTRACT 7/3/17 • TRADED TO THE L.A. CLIPPERS WITH THE RIGHTS TO RENALDAS SEIBUTIS IN EXCHANGE FOR THE RIGHTS TO MAARTY LEUNEN AND CASH CONSIDERATIONS 7/23/18

YEAR	GP-GS	MIN	AVG	FGM-FGA	PCT	FTM-FTA	PCT	- REBOUNDS -			AVG	AST	PF-D	STL	TO	BLK	PTS	AVG	HI
								OFF	DEF	TOT									
17-18	11-4	176	16.0	40-75	.533	15-28	.536	14	35	49	4.5	7	18-0	3	9	2	96	8.7	26

Three-point FG: 1-6 (.167)

MURPHY, TROY #6

6-11 FORWARD/CENTER • NOTRE DAME • BORN 5/2/80 • FREE AGENT SIGNEE 11/2/12 • WAIVED 11/29/12

YEAR	GP-GS	MIN	AVG	FGM-FGA	PCT	FTM-FTA	PCT	- REBOUNDS -			AVG	AST	PF-D	STL	TO	BLK	PTS	AVG	HI
								OFF	DEF	TOT									
12-13	14-1	256	18.3	22-61	.361	10-11	.909	7	42	49	3.5	7	29-0	10	7	6	65	4.6	12

Three-point FG: 11-35 (.314)

MÜÜRSEPP, MARTIN #31 (2/15/97 TO 2/18/97), #13 (2/19/97 TO 6/23/98)

6-9 FORWARD • ESTONIA • BORN 9/26/74 • ACQUIRED FROM MIAMI WITH KURT THOMAS AND SASHA DANILOVIC FOR JAMAL MASHBURN 2/14/97 • TRADED TO PHOENIX WITH BUBBA WELLS, THE DRAFT RIGHTS TO PAT GARRITY AND A FIRST-ROUND CHOICE FOR STEVE NASH 6/24/98

YEAR	GP-GS	MIN	AVG	FGM-FGA	PCT	FTM-FTA	PCT	- REBOUNDS -			AVG	AST	PF-D	STL	TO	BLK	PTS	AVG	HI
								OFF	DEF	TOT									
96-97	32-0	221	6.9	49-117	.419	38-56	.679	33	29	62	1.9	17	55-1	12	15	10	139	4.3	18
97-98	41-7	603	14.7	83-191	.435	51-67	.761	46	68	114	2.8	30	96-1	29	29	14	233	5.7	24
TOT	73-7	824	11.3	132-308	.429	89-123	.724	79	97	176	2.4	47	151-2	41	44	24	372	5.1	24

Three-point FG: '96-97, 3-20 (.150); '97-98, 16-38 (.421). Total, 19-58 (.328)



**NAJERA, EDUARDO #14**

6-8 FORWARD • OKLAHOMA '00 • BORN 7/11/76 • DRAFT RIGHTS ACQUIRED FROM HOUSTON WITH A SECOND-ROUND PICK FOR THE DRAFT RIGHTS TO DAN LANGHI 6/28/00 • TRADED TO GOLDEN STATE WITH CHRISTIAN LAETTNER, TWO FUTURE FIRST-ROUND PICKS, CASH CONSIDERATIONS AND THE DRAFT RIGHTS TO LUIS FLORES AND MLADEN SEKULARAC FOR ERICK DAMPIER, DAN DICKAU, EVAN ESCHMEYER AND THE DRAFT RIGHTS TO STEVE LOGAN 8/24/04 • ACQUIRED BY DALLAS FROM NEW JERSEY IN EXCHANGE FOR KRIS HUMPHRIES AND SHAWNE WILLIAMS (1/11/10) • TRADED ALONG WITH ERICK DAMPIER AND MATT CARROLL TO CHARLOTTE IN EXCHANGE FOR TYSON CHANDLER AND ALEXIS AJINCA

YEAR	GP-GS	MIN	AVG	FGM-FGA	PCT	FTM-FTA	PCT	- REBOUNDS -			AVG	AST	PF-D	STL	TO	BLK	PTS	AVG	HI
								OFF	DEF	TOT									
00-01	40-4	431	10.8	58-111	.523	14-33	.424	41	54	95	2.4	27	48-0	13	17	8	131	3.3	10
01-02	62-11	1357	21.9	150-300	.500	100-145	.676	149	193	342	5.5	38	156-2	56	40	30	400	6.5	19
02-03	48-12	1103	23.0	129-231	.558	62-91	.681	90	133	223	4.6	47	129-1	40	23	22	320	6.7	16
03-04	58-7	720	12.4	72-162	.444	30-46	.652	67	89	156	2.7	25	90-1	35	29	19	176	3.0	11
09-10	33-3	481	14.6	42-93	.452	8-12	.667	22	55	77	2.3	14	61-0	17	13	12	108	3.3	11
TOT	241-37	4092	16.9	451-897	.503	214-330	.648	369	524	893	3.7	151	484-4	161	122	91	1135	4.7	19

Three-point FG: '00-01, 1-3 (.333); '01-02, 0-2 (.000); '02-03, 0-1 (.000); '03-04, 2-4 (.500); '09-10, 16-47 (.340). Total, 19-57 (.333)

NBA PLAYOFF STATISTICS

YEAR	GP-GS	MIN	AVG	FGM-FGA	PCT	FTM-FTA	PCT	- REBOUNDS -			AVG	AST	PF-D	STL	TO	BLK	PTS	AVG	HI
								OFF	DEF	TOT									
00-01	7-0	44	6.3	9-17	.529	0-0	.000	7	8	15	2.1	1	8-0	1	1	1	21	3.0	10
01-02	8-4	122	15.3	16-23	.696	5-8	.625	3	10	13	1.6	1	22-0	3	2	0	37	4.6	13
02-03	19-5	394	20.7	39-86	.453	38-48	.792	36	38	74	3.9	15	53-1	14	16	4	116	6.1	12
03-04	5-0	57	11.4	5-11	.455	2-2	1.000	10	7	17	3.4	3	12-0	3	2	2	12	2.4	6
09-10	5-0	36	7.2	2-8	.250	0-0	.000	5	4	9	1.8	0	8-0	2	1	0	4	0.8	2
TOT	44-9	653	14.8	71-145	.490	45-58	.776	61	67	128	2.9	20	103-1	23	22	7	190	4.3	13

THREE-POINT FG: '00-01, 3-4 (.750); '01-02, NONE ATTEMPTED; '02-03, NONE ATTEMPTED; '03-04, NONE ATTEMPTED; '09-10, 0-5 (.000) TOTAL, 3-9 (.333)

NASH, STEVE #13

6-3 GUARD • SANTA CLARA '96 • BORN 2/7/74 • ACQUIRED FROM PHOENIX FOR MARTIN MÜÜRSEPP, BUBBA WELLS, THE DRAFT RIGHTS TO PAT GARRITY AND A 1999 FIRST-ROUND DRAFT CHOICE 6/24/98 • COMPLETED CONTRACT 6/1/04

YEAR	GP-GS	MIN	AVG	FGM-FGA	PCT	FTM-FTA	PCT	- REBOUNDS -			AVG	AST	PF-D	STL	TO	BLK	PTS	AVG	HI
								OFF	DEF	TOT									
98-99	40-40	1269	31.7	114-314	.363	38-46	.826	32	82	114	219	5.5	98-2	37	83	2	315	7.9	22
99-00	56-27	1532	27.4	173-363	.477	75-85	.882	34	87	121	272	4.9	122-1	37	102	3	481	8.6	24
00-01	70-70	2387	34.1	386-792	.487	231-258	.895	46	177	223	509	7.3	158-0	72	205	5	1092	15.6	31
01-02	82-82	2837	34.6	525-1088	.483	260-293	.887	50	204	254	634	7.7	164-0	53	229	4	1466	17.9	39
02-03	82-82	2711	33.1	518-1114	.465	308-339	.909	63	171	234	598	7.3	134-0	85	192	6	1455	17.7	32
03-04	78-78	2612	33.5	397-845	.470	230-251	.916	59	173	232	687	8.8	139-0	67	209	8	1128	14.5	31
TOT	408-379	13348	33.7	2113-4516	.468	1142-1272	.898	284	894	1178	2919	7.2	815-3	351	1020	28	5937	14.6	39

Three-point FG: '98-99, 49-131 (.374); '99-00, 60-149 (.403); '00-01, 89-219 (.406); '01-02, 156-343 (.455); '02-03, 111-269 (.413); '03-04, 104-257 (.405). Total, 569-1368 (.416)

NBA PLAYOFF STATISTICS

YEAR	GP-GS	MIN	AVG	FGM-FGA	PCT	FTM-FTA	PCT	- REBOUNDS -			AVG	AST	PF-D	STL	TO	BLK	PTS	AVG	HI
								OFF	DEF	TOT									
00-01	10-10	370	37.0	45-108	.417	30-34	.882	6	26	32	64	6.4	19-0	6	25	1	136	13.6	27
01-02	8-8	323	40.4	51-118	.432	34-35	.971	7	25	32	70	8.8	20-0	4	30	0	156	19.5	30
02-03	20-20	729	36.5	115-257	.447	55-63	.873	15	55	70	145	7.3	47-0	17	51	1	322	16.1	31
03-04	5-5	197	39.4	27-70	.386	8-9	.889	6	20	26	45	9.0	14-0	4	12	0	68	13.6	24
TOT	43-43	1619	37.7	238-553	.430	127-141	.901	34	126	160	324	7.5	100-0	31	118	2	682	15.9	31

THREE-POINT FG: '00-01, 16-39 (.410); '01-02, 20-45 (.444); '02-03, 37-76 (.487); '03-04, 6-16 (.375). TOTAL 79-176 (.449)

NBA ALL-STAR STATISTICS

YEAR	SITE	GP-GS	MIN	FGM-FGA	PCT	FTM-FTA	PCT	- REBOUNDS -			AVG	AST	PF-D	STL	TO	BLK	PTS	AVG
								OFF	DEF	TOT								
2002	PHI	1-0	24	3-9	.333	0-0	.000	2	1	3	9	1-0	1	0	0	8	8.0	
2003	ATL	1-0	16	1-3	.333	0-1	.000	2	3	5	3	1-0	1	4	0	2	2.0	
TOT		2-0	40	4-12	.333	0-1	.000	4	4	8	12	2-0	2	4	0	10	5.0	

Three-point FG: '02, 2-4 (.500); '03, 0-2 (.000). Total, 2-6 (.333)

N'DIAYE, MAMADOU #34

7-0 CENTER • AUBURN '00 • BORN 6/16/75 • SIGNED 10-DAY CONTRACT 1/6/04 • SIGNED SECOND 10-DAY CONTRACT 1/16/04 • COMPLETED CONTRACT 1/27/04

YEAR	GP-GS	MIN	AVG	FGM-FGA	PCT	FTM-FTA	PCT	- REBOUNDS -			AVG	AST	PF-D	STL	TO	BLK	PTS	AVG	HI
								OFF	DEF	TOT									
01-02	47-17	724	15.4	67-148	.453	42-58	.724	9	40	49	1.0	14	88-2	29	21	4	198	4.2	17

Three-point FG: 22-57 (.386)

NELSON, JAMEER #14

6-0 GUARD • ST. JOSEPH'S • BORN 2/9/82 • FREE AGENT SIGNEE 7/24/14 • TRADED ALONG WITH BRANDAN WRIGHT, JAE CROWDER, A 2015 FIRST ROUND PICK AND A 2016 SECOND ROUND PICK TO BOSTON IN EXCHANGE FOR RAJON RONDO AND DWIGHT POWELL 12/18/14

YEAR	GP-GS	MIN	AVG	FGM-FGA	PCT	FTM-FTA	PCT	- REBOUNDS -			AVG	AST	PF-D	STL	TO	BLK	PTS	AVG	HI
								OFF	DEF	TOT									
14-15	23-23	584	25.4	61-163	.374	7-8	.875	14	49	63	2.7	95	53-0	15	39	2	167	7.3	18

Three-point FG: 38-103 (.369)



**NEWMAN, JOHNNY #2**

6-7 FORWARD • RICHMOND '86 • BORN 11/28/63 • FREE AGENT SIGNEE 11/27/01 • COMPLETED CONTRACT 5/02

YEAR	GP-GS	MIN	AVG	FGM-FGA	PCT	FTM-FTA	PCT	- REBOUNDS -			AVG	AST	PF-D	STL	TO	BLK	PTS	AVG	HI
								OFF	DEF	TOT									
01-02	47-17	724	15.4	67-148	.453	42-5 8	.724	9	40	49	1.0	14	88-0	29	21	4	198	4.2	10
Three-point FG: 22-57 (.386)																			
NBA PLAYOFF STATISTICS																			
01-02	3-2	22	7.3	1-7	.143	0-0	.000	0	0	0	0.0	2	5-0	0	0	0	3	1.0	3
THREE-POINT FG: 1-6 (.167)																			

NIMPHIUMS, KURT #40

6-11 FORWARD/CENTER • ARIZONA STATE '80 • BORN 3/13/58 • FREE AGENT SIGNEE 9/26/81 • TRADED TO L.A. CLIPPERS FOR JAMES DONALDSON 11/25/85

YEAR	GP-GS	MIN	AVG	FGM-FGA	PCT	FTM-FTA	PCT	- REBOUNDS -			AVG	AST	PF-D	STL	TO	BLK	PTS	AVG	HI
								OFF	DEF	TOT									
81-82	63-27	1085	17.2	137-297	.461	63-108	.583	92	203	295	4.7	61	190-5	17	56	82	337	5.3	20
82-83	81-12	1515	18.7	174-355	.490	77-140	.550	157	247	404	5.0	115	287-11	24	66	111	426	5.3	20
83-84	82-46	2284	27.9	272-523	.520	101-162	.623	182	331	513	6.3	176	283-5	41	98	144	646	7.9	24
84-85	82-40	2010	24.5	196-434	.452	108-140	.771	136	272	408	5.0	183	262-4	30	95	126	500	6.1	16
85-86	13-4	280	21.5	37-72	.514	17-29	.586	23	37	60	4.6	14	38-1	3	13	12	91	7.0	20
TOT	321-129	7174	22.3	816-1681	.485	366-579	.632	590	1090	1680	5.2	549	1060-26	115	328	475	2000	6.2	24
Three-point FG: '81-82, None Attempted; '82-83, 1-1 (.000); '83-84, 1-4 (.250); '84-85, 0-6 (.000); '85-86, 0-1 (.000). Total, 2-12 (.167)																			
NBA PLAYOFF STATISTICS																			
83-84	10-0	178	17.8	14-33	.424	14-17	.824	20	33	53	5.3	13	24-0	0	9	14	42	4.2	9
84-85	4-0	50	12.5	3-6	.500	0-0	---	3	3	6	1.5	3	10-0	1	2	1	6	1.5	4
TOT	14-0	228	16.3	17-39	.436	14-17	.824	23	36	59	4.2	16	34-0	1	11	15	48	3.4	9
Three-point FG: None Attempted.																			

NOEL, NERLENS #3

6-11 CENTER • KENTUCKY • BORN 4/10/94 • ACQUIRED BY DALLAS IN EXCHANGE FOR JUSTIN ANDERSON, ANDREW BOGUT AND A 2017 PROTECTED FIRST ROUND PICK 2/23/17 • SIGNED 8/28/17 • COMPLETED CONTRACT 6/30/18

YEAR	GP-GS	MIN	AVG	FGM-FGA	PCT	FTM-FTA	PCT	- REBOUNDS -			AVG	AST	PF-D	STL	TO	BLK	PTS	AVG	HI
								OFF	DEF	TOT									
16-17	22-12	483	21.9	77-134	.575	34-48	.708	47	103	150	6.8	20	55-0	22	22	24	188	8.5	15
17-18	30-6	472	15.7	55-105	.524	21-28	.750	48	120	168	5.6	20	59-1	31	26	22	131	4.4	16
TOT	52-18	955	18.4	132-239	.552	55-76	.724	95	223	318	6.1	40	114-1	53	48	46	319	6.1	16
Three-point FG: '16-17, None Attempted; '17-18, 0-1 (.000). Total, 0-1 (.000)																			

NOVAK, STEVE #21

6-10 FORWARD • MARQUETTE '06 • BORN 6/13/83 • FREE AGENT SIGNEE 9/23/10 • WAIVED 1/5/11

YEAR	GP-GS	MIN	AVG	FGM-FGA	PCT	FTM-FTA	PCT	- REBOUNDS -			AVG	AST	PF-D	STL	TO	BLK	PTS	AVG	HI
								OFF	DEF	TOT									
10-11	7-0	18	2.6	4-8	.500	0-0	---	0	5	5	0.7	0	3-0	0	0	0	11	1.6	3
Three-point FG: 3-4 (.750)																			





NOWITZKI, DIRK #41

7-0 FORWARD • GERMANY • BORN 6/19/78 • DRAFT RIGHTS ACQUIRED BY DALLAS FROM MILWAUKEE WITH THE DRAFT RIGHTS TO PAT GARRITY IN EXCHANGE FOR THE DRAFT RIGHTS TO ROBERT TRAYLOR 6/24/98 • RE-SIGNED TO A SIX-YEAR CONTRACT 10/22/01 • SIGNED CONTRACT EXTENSION 9/26/06 • RE-SIGNED 7/19/10 • RE-SIGNED 7/15/14 • RE-SIGNED 7/27/16 • RE-SIGNED 7/6/17 • RE-SIGNED 7/23/18 • ANNOUNCED RETIREMENT 4/10/19 (ANNOUNCED HE WOULD RETIRE FOLLOWING THE 2018-19 SEASON ON 4/9/19)

YEAR	GP-GS	MIN	AVG	- REBOUNDS -															
				FGM-FGA	PCT	FTM-FTA	PCT	OFF	DEF	TOT	AVG	AST	PF-D	STL	TO	BLK	PTS	AVG	HI
98-99	47-24	958	20.4	136-336	.405	99-128	.773	41	121	162	3.4	47	105-5	29	73	27	385	8.2	29
99-00	82-81	2938	35.8	515-1118	.461	289-348	.830	102	430	532	6.5	203	256-4	63	141	68	1435	17.5	32
00-01	82-82	3125	38.1	591-1247	.474	451-538	.838	119	635	754	9.2	173	245-1	79	156	101	1784	21.8	38
01-02	76-76	2891	38.0	600-1258	.477	440-516	.853	120	635	755	9.9	186	222-2	83	145	77	1779	23.4	40
02-03	80-80	3117	39.0	690-1489	.463	483-548	.881	81	710	791	9.9	239	206-2	111	152	82	2011	25.1	40
03-04	77-77	2915	37.9	605-1310	.462	371-423	.877	90	580	670	8.7	207	216-3	92	135	104	1680	21.8	43
04-05	78-78	3020	38.7	663-1445	.459	615-708	.869	96	661	757	9.7	240	219-1	97	176	119	2032	26.1	53
05-06	81-81	3089	38.1	751-1564	.480	539-598	.901	115	613	728	9.0	226	164-1	58	156	83	2151	26.6	51
06-07	78-78	2821	36.2	673-1341	.502	498-551	.904	122	571	693	8.9	263	171-0	52	167	62	1916	24.6	43
07-08	77-77	2769	36.0	630-1314	.479	478-544	.879	95	564	659	8.6	266	198-0	51	160	71	1817	23.6	37
08-09	81-81	3050	37.7	774-1616	.479	485-545	.890	88	593	681	8.4	197	176-1	61	157	63	2094	25.9	46
09-10	81-80	3039	37.5	720-1496	.481	536-586	.915	80	540	620	7.7	218	208-1	70	149	79	2027	25.0	41
10-11	73-73	2504	34.3	610-1179	.517	395-443	.892	50	463	513	7.0	190	172-0	38	137	47	1681	23.0	42
11-12	62-62	2078	33.5	473-1034	.457	318-355	.896	46	372	418	6.7	136	129-0	42	117	30	1342	21.6	40
12-13	53-47	1661	31.3	343-728	.471	166-193	.860	37	326	363	6.8	132	93-0	38	70	37	917	17.3	35
13-14	80-80	2628	32.9	633-1273	.497	338-376	.899	40	458	498	6.2	216	165-1	73	117	45	1735	21.7	40
14-15	77-77	2282	29.6	487-1062	.459	255-289	.882	44	413	457	5.9	143	160-1	39	82	33	1333	17.3	30
15-16	75-75	2364	31.5	498-1112	.448	250-280	.893	52	437	489	6.5	132	161-0	52	84	52	1372	18.3	40
16-17	54-54	1424	26.4	296-678	.437	98-112	.875	23	330	353	6.5	82	113-0	30	51	38	769	14.2	26
17-18	77-77	1900	24.7	346-758	.456	97-108	.898	22	416	438	5.7	120	146-0	43	51	45	927	12.0	23
18-19	51-20	795	15.6	135-376	.359	39-50	.780	5	153	158	3.1	35	76-0	9	18	18	373	7.3	30
TOT	1522-1460	51368	33.8	11169-23734	.471	822-1079	.879	1468	10021	11489	7.5	3651	3601-23	1210	2494	1281	31560	20.7	53

Three-point FG: '98-99, 14-68 (.206); '99-00, 116-306 (.379); '00-01, 151-390 (.387); '01-02, 139-350 (.397); '02-03, 148-390 (.379); '03-04, 99-290 (.341); '04-05, 91-228 (.399); '05-06, 110-271 (.406); '06-07, 72-173 (.416); '07-08, 79-220 (.359); '08-09, 61-170 (.359); '09-10, 51-121 (.421); '10-11, 66-168 (.393); '11-12, 78-212 (.368); '12-13, 65-157 (.414); '13-14, 131-329 (.398); '14-15, 104-274 (.380); '15-16, 126-342 (.368); '16-17, 79-209 (.378); '17-18, 138-337 (.409); '18-19, 64-205 (.312). Total, 1982-5210 (.380)

YEAR	GP-GS	MIN	AVG	NBA PLAYOFF STATISTICS															
				FGM-FGA	PCT	FTM-FTA	PCT	OFF	DEF	TOT	AVG	AST	PF-D	STL	TO	BLK	PTS	AVG	HI
00-01	10-10	399	39.9	69-163	.529	83-94	.883	14	67	81	8.1	14	37-1	11	14	8	234	23.4	42
01-02	8-8	357	44.6	73-164	.500	65-74	.878	17	88	105	13.1	18	27-1	16	22	6	227	28.4	39
02-03	17-17	722	42.5	150-313	.400	103-113	.912	15	181	196	11.5	37	52-0	21	40	16	430	25.3	46
03-04	5-5	212	42.4	45-100	.000	36-42	.857	13	46	59	11.8	7	16-0	7	6	13	133	26.6	32
04-05	13-13	551	42.4	103-256	.667	92-111	.829	25	106	131	10.1	43	42-0	18	33	21	308	23.7	34
05-06	23-23	983	42.7	196-419	.667	205-229	.895	47	221	268	11.7	67	64-0	25	49	14	620	27.0	50
06-07	6-6	239	39.8	36-94	.667	42-50	.840	25	43	68	11.3	14	20-0	11	14	8	118	19.7	30
07-08	5-5	211	42.2	43-91	.667	42-52	.808	10	50	60	12.0	20	13-0	1	10	7	134	26.8	32
08-09	10-10	394	39.4	88-170	.667	86-93	.925	12	89	101	10.1	31	21-0	9	23	8	268	26.8	44
09-10	6-6	233	38.8	58-106	.667	40-42	.952	7	42	49	8.2	18	15-0	5	10	4	160	26.7	36
10-11	21-21	826	39.3	192-396	.667	175-186	.941	12	159	171	8.1	53	46-0	12	65	13	582	27.7	48
11-12	4-4	154	38.5	34-77	.667	38-42	.905	3	22	25	6.3	7	9-0	3	10	0	107	26.8	34
13-14	7-7	263	37.6	54-126	.667	25-31	.806	5	51	56	8.0	11	20-0	6	15	6	134	19.1	26
14-15	5-5	181	36.2	38-84	.667	26-28	.929	4	48	52	10.4	12	16-0	2	10	2	106	21.2	34
15-16	5-5	170	34.0	41-83	.667	16-17	.941	3	21	24	4.8	8	9-0	2	7	3	102	20.4	27
TOT	145-145	8595	40.7	1220-2642	.462	1074-1204	.892	212	1234	1446	10.0	360	407-2	149	328	129	3663	25.3	50

Three-point FG: '00-01, 13-46 (.283); '01-02, 16-28 (.571); '02-03, 27-61 (.443); '03-04, 7-15 (.467); '04-05, 10-30 (.333); '05-06, 23-67 (.343); '06-07, 4-19 (.211); '07-08, 6-18 (.333); '08-09, 6-21 (.286); '09-10, 4-7 (.571); '10-11, 23-50 (.460); '11-12, 1-6 (.167); '13-14, 1-12 (.083); '14-15, 4-17 (.235); '15-16, 4-11 (.364). Total, 149-408 (.365)

YEAR	SITE	GP-GS	MIN	FGM-FGA	PCT	FTM-FTA	PCT	NBA ALL-STAR STATISTICS									
								OFF	DEF	TOT	AST	PF-D	STL	TO	BLK	PTS	AVG
2002	PHI	1-0	24	5-11	.455	1-1	1.000	2	6	8	3	1-0	0	2	0	12	12.0
2003	ATL	1-0	16	4-8	.500	0-0	—	0	1	1	1	1-0	0	2	0	9	9.0
2004	LA	1-0	13	1-3	.333	0-0	—	0	0	0	1	0-0	2	2	0	2	2.0
2005	DEN	1-0	21	4-10	.400	1-2	.500	3	5	8	2	1-0	4	3	4	10	10.0
2006	HOU	1-0	16	4-8	.500	2-3	.667	3	3	6	0	2-0	0	0	0	10	10.0
2007	LV	1-1	16	4-9	.444	0-0	—	2	3	5	2	0-0	0	0	0	9	9.0
2008	NO	1-0	26	5-14	.357	2-2	1.000	1	3	4	2	0-0	0	2	0	13	13.0
2009	PHO	1-0	14	3-5	.600	2-2	1.000	0	1	1	1	0-0	0	0	0	8	8.0
2010	DAL	1-1	28	8-15	.533	6-6	1.000	0	4	4	2	2-0	1	2	0	22	22.0
2011	LA	1-0	14	3-8	.375	0-0	—	0	5	5	1	0-0	1	0	1	6	6.0
2012	ORL	1-0	14	3-8	.375	0-0	—	2	2	4	1	1-0	0	0	0	7	7.0
2014	NO	1-0	8	0-2	.000	0-0	—	0	1	1	0	0-0	0	0	0	0	0.0
2015	NY	1-0	12	2-5	.400	0-0	—	2	3	5	0	0-0	2	0	0	5	5.0
2019	CHA	1-0	4	3-3	1.000	0-0	—	0	0	0	0	0-0	0	1	0	9	9.0
TOT	2-0	227	49-109	.450	14-16	.875	15	37	52	16	8-0	10	14	5	122	8.7	

Three-point FG: '02, 1-4 (.250); '03, 1-4 (.250); '04, 0-1 (.000); '05, 1-3 (.333); '06, 0-3 (.000); '07, 1-2 (.500); '08, 1-4 (.250); '09, None Attempted; '10, 0-1 (.000); '11, 0-1 (.000); '12, 1-5 (.200); '14, 0-1 (.000); '15, 1-2 (.500); '19, 3-3 (1.000). Total, 10-34 (.294)

NUTT, DENNIS #21

6-2 GUARD • TCU '85 • BORN 3/25/63 • FREE AGENT SIGNEE 12/31/86 • WAIVED 10/30/87

YEAR	GP-GS	MIN	AVG	- REBOUNDS -															
				FGM-FGA	PCT	FTM-FTA	PCT	OFF	DEF	TOT	AVG	AST	PF-D	STL	TO	BLK	PTS	AVG	HI
86-87	25-0	91	3.6	16-40	.400	20-22	.909	1	7	8	0.6	16	6-0	7	10	0	57	2.3	11

Three-point FG: 5-17 (.294)

YEAR	GP-GS	MIN	AVG	NBA PLAYOFF STATISTICS															
				FGM-FGA	PCT	FTM-FTA	PCT	OFF	DEF	TOT	AVG	AST	PF-D	STL	TO	BLK	PTS	AVG	HI
86-87	1-0	10	10.0	1-5	.200	0-0	—	1	1	2	1.0	1	0-0	0	1	0	2	2.0	2

Three-point FG: 0-2 (.000)



**O'BANNON, ED #31**

6-8 FORWARD • UCLA '95 • BORN 9/14/72 • ACQUIRED FROM NEW JERSEY WITH ROBERT PACK, SHAWN BRADLEY AND KHALID REEVES FOR ERIC MONTROSS, GEORGE MCCLOUD, JIM JACKSON, SAM CASSELL AND CHRIS GATLING 2/17/97 • TRADED TO ORLANDO WITH DEREK HARPER FOR DENNIS SCOTT AND \$500,000 9/24/97

YEAR	GP-GS	MIN	AVG	FGM-FGA	PCT	FTM-FTA	PCT	- REBOUNDS -			AVG	AST	PF-D	STL	TO	BLK	PTS	AVG	HI
								OFF	DEF	TOT									
96-97	19-0	175	9.2	17-72	.236	11-12	.917	9	27	36	1.9	11	19-0	5	6	2	46	2.4	7

Three-point FG: 5-17 (.294)

ODOM, LAMAR #7

6-10 FORWARD • RHODE ISLAND • BORN 11/6/79 • ACQUIRED ALONG WITH A SECOND-ROUND DRAFT PICK AND OTHER SECOND-ROUND CONSIDERATIONS IN 2013 FROM L.A. LAKERS IN EXCHANGE FOR A PROTECTED FIRST-ROUND DRAFT PICK 12/11/11 • TRADED TO L.A. CLIPPERS FOR THE DRAFT RIGHTS TO TADIJA DRAGICEVIC FROM UTAH AND CASH CONSIDERATIONS FROM HOUSTON IN A DEAL THAT ALSO SENT THE DRAFT RIGHTS TO SHAN FOSTER FROM DALLAS TO UTAH, MO WILLIAMS FROM L.A. CLIPPERS TO UTAH AND THE DRAFT RIGHTS TO FURKAN ALDEMIR (53RD OVERALL PICK IN THE 2012 NBA DRAFT) FROM L.A. CLIPPERS TO HOUSTON 6/29/12

YEAR	GP-GS	MIN	AVG	FGM-FGA	PCT	FTM-FTA	PCT	- REBOUNDS -			AVG	AST	PF-D	STL	TO	BLK	PTS	AVG	HI
								OFF	DEF	TOT									
11-12	50-4	1027	20.5	123-349	.352	58-98	.592	36	172	208	4.2	83	97-0	20	52	18	332	6.6	19

Three-point FG: 28-111 (.252)

OLLIE, KEVIN #3

6-4 GUARD • CONNECTICUT '95 • BORN 12/27/72 • FREE AGENT SIGNEE 10/7/97 • WAIVED 12/17/97

YEAR	GP-GS	MIN	AVG	FGM-FGA	PCT	FTM-FTA	PCT	- REBOUNDS -			AVG	AST	PF-D	STL	TO	BLK	PTS	AVG	HI
								OFF	DEF	TOT									
97-98	16-0	214	13.4	14-42	.333	18-25	.720	6	15	21	2.0	32	16-0	6	16	0	46	2.9	11

Three-point FG: None Attempted.

OMORUYI, EUGENE #2

6-7 FORWARD • OREGON '21 • BORN 2/14/97 • SIGNED TWO-WAY CONTRACT 8/13/21 • WAIVED 12/26/21

YEAR	GP-GS	MIN	AVG	FGM-FGA	PCT	FTM-FTA	PCT	- REBOUNDS -			AVG	AST	PF-D	STL	TO	BLK	PTS	AVG	HI
								OFF	DEF	TOT									
21-22	4-0	18	4.5	2-5	.400	2-4	.500	2	5	7	1.8	2	2-0	0	0	0	7	1.8	6

Three-point FG: '21-22, 1-2 (.500).

PACHULIA, ZAZA #27

6-11 CENTER • REPUBLIC OF GEORGIA • BORN 2/10/84 • ACQUIRED FROM MILWAUKEE IN EXCHANGE FOR A FUTURE SECOND ROUND PICK 7/9/15 • COMPLETED CONTRACT 6/30/16

YEAR	GP-GS	MIN	AVG	FGM-FGA	PCT	FTM-FTA	PCT	- REBOUNDS -			AVG	AST	PF-D	STL	TO	BLK	PTS	AVG	HI
								OFF	DEF	TOT									
15-16	76-69	2004	26.4	219-470	.466	212-276	.768	249	469	718	9.4	128	181-1	64	119	22	650	8.6	18

Three-point FG: 0-3 (.000).

YEAR	GP-GS	MIN	AVG	FGM-FGA	PCT	FTM-FTA	PCT	NBA PLAYOFF STATISTICS			AVG	AST	PF-D	STL	TO	BLK	PTS	AVG	HI
								OFF	DEF	TOT									
15-16	5-4	112	22.4	9-24	.375	15-17	.882	10	17	27	5.4	16	13-0	3	2	1	33	6.6	12

Three-point FG: None Attempted.

PACK, ROBERT #14

6-2 GUARD • SOUTHERN CALIFORNIA '91 • BORN 2/3/69 • ACQUIRED FROM NEW JERSEY WITH SHAWN BRADLEY, ED O'BANNON AND KHALID REEVES FOR SAM CASSELL, CHRIS GATLING, JIM JACKSON, GEORGE MCCLOUD AND ERIC MONTROSS 2/17/97 • TRADED TO BOSTON WITH JOHN WILLIAMS AND CASH FOR DANA BARROS (PART OF 4-TEAM, 9-PLAYER TRADE) 8/16/00

YEAR	GP-GS	MIN	AVG	FGM-FGA	PCT	FTM-FTA	PCT	- REBOUNDS -			AVG	AST	PF-D	STL	TO	BLK	PTS	AVG	HI
								OFF	DEF	TOT									
96-97	20-11	597	29.9	79-219	.361	62-73	.849	13	47	60	6.4	127	56-0	35	67	3	229	11.5	23
97-98	12-10	292	24.3	33-98	.337	25-36	.694	8	26	34	3.5	42	17-0	20	38	1	94	7.8	23
98-99	25-0	468	18.7	75-174	.431	72-88	.818	9	27	36	3.2	81	41-0	20	49	1	222	8.9	31
99-00	29-22	665	22.9	96-230	.417	63-78	.808	7	35	42	5.8	168	44-0	31	76	3	259	8.9	27
TOT	86-43	2022	23.5	283-721	.393	222-275	.807	37	135	172	4.9	418	158-0	106	230	8	804	9.3	31

Three-point FG: '96-97, 9-38 (.237); '97-98, 3-6 (.500); '98-99, 0-4 (.000); '99-00, 4-11 (.500). Total, 16-59 (.271)

PALMER, WALTER #31

7-1 CENTER • DARTMOUTH '90 • BORN 10/23/68 • FREE AGENT SIGNEE 10/7/92 • WAIVED 1/5/93

YEAR	GP-GS	MIN	AVG	FGM-FGA	PCT	FTM-FTA	PCT	- REBOUNDS -			AVG	AST	PF-D	STL	TO	BLK	PTS	AVG	HI
								OFF	DEF	TOT									
92-93	20-0	124	6.2	27-57	.474	6-9	.667	12	32	44	2.2	5	29-0	1	10	5	60	3.0	18

Three-point FG: None Attempted.



**PARKS, CHEROKEE #4**

6-11 FORWARD/CENTER • D-1995 1ST RND (12TH OVERALL) • DUKE '95 • BORN 10/11/72 • TRADED TO MINNESOTA FOR THE REMOVAL OF 2-6 LOTTERY PROTECTION ON THE 1997 FIRST-ROUND DRAFT CHOICE THE MAVERICKS ACQUIRED FROM THE TIMBERWOLVES IN THE 11/2/94 SEAN ROOKS TRADE 6/29/96

YEAR	GP-GS	MIN	AVG	FGM-FGA	PCT	FTM-FTA	PCT	- REBOUNDS -			AVG	AST	PF-D	STL	TO	BLK	PTS	AVG	HI
								OFF	DEF	TOT									
95-96	64-3	869	13.6	101-247	.409	41-62	.661	66	150	216	3.4	29	100-0	25	31	32	250	3.9	25

Three-point FG: 7-26 (.269)

PARSONS, CHANDLER #25

6-10 FORWARD • FLORIDA • BORN 10/25/88 • FREE AGENT SIGNEE 7/15/14 • DID NOT EXERCISE CONTRACT OPTION 6/30/16

YEAR	GP-GS	MIN	AVG	FGM-FGA	PCT	FTM-FTA	PCT	- REBOUNDS -			AVG	AST	PF-D	STL	TO	BLK	PTS	AVG	HI
								OFF	DEF	TOT									
14-15	66-66	2186	33.1	383-829	.462	139-193	.720	64	259	323	4.9	161	140-2	69	96	19	1037	15.7	32
15-16	61-51	1799	29.5	320-651	.492	93-136	.684	29	256	285	4.7	169	114-0	46	95	21	837	13.7	31
TOT	127-117	3985	31.4	703-1480	.475	232-329	.705	93	515	608	4.8	330	254-2	115	191	40	1874	14.8	32

Three-point FG: '14-15, 132-347 (.380); '15-16, 104-251 (.414). Total, 236-598 (.395)

YEAR	GP-GS	MIN	AVG	FGM-FGA	PCT	FTM-FTA	PCT	NBA PLAYOFF STATISTICS			AVG	AST	PF-D	STL	TO	BLK	PTS	AVG	HI
								OFF	DEF	TOT									
14-15	1-1	37	36.8	5-15	.333	0-0	---	0	6	6	6.0	2	1-0	0	1	0	10	10.0	10

Three-point FG: 0-4 (.000).

PAVLOVIC, SASHA #7

6-7 GUARD/FORWARD • SERBIA • BORN 11/15/83 • SIGNED TO FIRST 10-DAY CONTRACT ON 1/10/11 • SIGNED TO SECOND 10-DAY CONTRACT ON 1/20/11 • COMPLETED CONTRACT ON 1/30/11

YEAR	GP-GS	MIN	AVG	FGM-FGA	PCT	FTM-FTA	PCT	- REBOUNDS -			AVG	AST	PF-D	STL	TO	BLK	PTS	AVG	HI
								OFF	DEF	TOT									
10-11	10-6	163	16.3	15-35	.429	4-5	.800	0	12	12	1.2	7	15-0	5	5	3	41	4.1	11

Three-point FG: 7-16 (.438)

PERKINS, SAM #44 (1987-90), #41 (1984-87)

6-9 1/2 FORWARD • D-1984 1ST RND (4TH OVERALL) • NORTH CAROLINA '84 • BORN 6/14/61 • FREE AGENT SIGNEE BY THE LAKERS 8/6/90

YEAR	GP-GS	MIN	AVG	FGM-FGA	PCT	FTM-FTA	PCT	- REBOUNDS -			AVG	AST	PF-D	STL	TO	BLK	PTS	AVG	HI
								OFF	DEF	TOT									
84-85	82-42	2317	28.3	347-736	.471	200-244	.820	189	416	605	7.4	135	236-1	63	102	63	903	11.0	29
85-86	80-79	2626	32.8	458-910	.503	307-377	.814	195	490	685	8.6	153	212-2	75	145	94	1234	15.4	32
86-87	80-80	2687	33.6	461-957	.482	245-296	.828	197	419	616	7.7	146	269-6	109	132	77	1186	14.8	29
87-88	75-75	2499	33.3	394-876	.450	273-332	.822	201	400	601	8.0	118	227-2	74	119	54	1066	14.2	26
88-89	78-77	2860	36.7	445-959	.464	274-329	.833	235	453	688	8.8	127	224-1	76	141	92	1171	15.0	30
89-90	76-70	2668	35.1	435-883	.493	330-424	.778	209	363	572	7.5	175	225-4	88	148	64	1206	15.9	45
TOT	471-423	15657	33.2	2540-5321	.477	1629-2002	.814	1226	2541	3767	8.0	854	1393-16	485	787	444	6766	14.4	45

THREE-POINT FG: '84-85, 9-36 (.250); '85-86, 11-33 (.333); '86-87, 19-54 (.352); '87-88, 5-30 (.167); '88-89, 7-38 (.184); '89-90, 6-28 (.214). TOTAL, 57-219 (.260)

YEAR	GP-GS	MIN	AVG	FGM-FGA	PCT	FTM-FTA	PCT	NBA PLAYOFF STATISTICS			AVG	AST	PF-D	STL	TO	BLK	PTS	AVG	HI
								OFF	DEF	TOT									
84-85	4-4	169	42.3	24-49	.490	26-34	.765	16	35	51	12.8	11	13-1	2	3	1	75	18.8	26
85-86	10-10	347	34.7	57-133	.429	33-43	.767	30	53	83	8.3	24	32-0	9	16	14	149	14.9	29
86-87	4-4	133	33.3	26-52	.500	16-23	.696	12	22	34	8.5	5	16-0	4	9	1	68	17.0	24
87-88	17-17	572	33.6	88-195	.451	53-66	.803	39	73	112	6.6	31	51-1	25	30	17	230	13.5	23
89-90	3-3	118	39.3	16-36	.444	13-17	.765	10	12	22	7.3	8	17-2	3	7	2	45	15.0	18
TOT	38-38	1339	35.2	211-465	.454	141-183	.770	107	195	302	7.9	79	129-4	43	65	35	567	14.9	29

THREE-POINT FG: '84-85, 1-4 (.250); '85-86, 2-8 (.250); '86-87, 0-4 (.000); '87-88, 1-7 (.143); '89-90, 0-1 (.000). TOTAL, 4-24 (.167)

PHEGLEY, ROGER #21

6-6 GUARD • BRADLEY '78 • BORN 10/16/56 • FREE AGENT SIGNEE 2/20/84 • COMPLETED CONTRACT 5/84

YEAR	GP-GS	MIN	AVG	FGM-FGA	PCT	FTM-FTA	PCT	- REBOUNDS -			AVG	AST	PF-D	STL	TO	BLK	PTS	AVG	HI
								OFF	DEF	TOT									
83-84	10-0	76	7.6	9-31	.290	2-2	1.000	2	7	9	.9	9	10-0	1	5	0	21	2.1	9

THREE-POINT FG: 1-4 (.250)

YEAR	GP-GS	MIN	AVG	FGM-FGA	PCT	FTM-FTA	PCT	NBA PLAYOFF STATISTICS			AVG	AST	PF-D	STL	TO	BLK	PTS	AVG	HI
								OFF	DEF	TOT									
83-84	1-0	5	5.0	0-4	.000	2-2	1.000	0	0	0	0.0	1	2	0	0	0	2	2.0	2

THREE-POINT FG: 0-1 (.000)

PIETKIEWICZ, STAN #43

6-5 GUARD • AUBURN '78 • BORN 7/14/56 • FREE AGENT SIGNEE 1/12/81 • WAIVED 7/24/81

YEAR	GP-GS	MIN	AVG	FGM-FGA	PCT	FTM-FTA	PCT	- REBOUNDS -			AVG	AST	PF-D	STL	TO	BLK	PTS	AVG	HI
								OFF	DEF	TOT									
80-81	36-0	431	12.0	55-133	.414	11-14	.786	13	28	41	2.1	75	26-0	15	17	2	140	3.9	10

THREE-POINT FG: 19-48 (.396)



**PODKOLZIN, PAVEL #24**

7-5 CENTER • RUSSIA • BORN 1/15/85 • ACQUIRED FROM UTAH FOR A FIRST-ROUND PICK 6/24/04 • WAIVED 8/4/06

YEAR	GP-GS	MIN	AVG	FGM-FGA	PCT	FTM-FTA	PCT	- REBOUNDS -			AVG	AST	PF-D	STL	TO	BLK	PTS	AVG	HI
								OFF	DEF	TOT									
04-05	5-0	10	2.0	0-0	---	1-2	.500	0	2	2	2.8	0.4	4-0	0	2	0	1	0.2	1
05-06	1-0	18	18.0	0-2	.000	3-6	.500	0	7	7	2.8	7.0	0-0	0	2	1	3	3.0	3

Three-point FG: None Attempted.

POWELL, JOSH #33

6-9 FORWARD • NORTH CAROLINA STATE • BORN 12/5/83 • ROOKIE FREE AGENT SIGNEE 9/9/04 • WAIVED 10/24/04 • FREE AGENT SIGNEE 8/5/05 • TRADED TO INDIANA WITH DARRELL ARMSTRONG AND RAWLE MARSHALL FOR ANTHONY JOHNSON 6/24/06

YEAR	GP-GS	MIN	AVG	FGM-FGA	PCT	FTM-FTA	PCT	- REBOUNDS -			AVG	AST	PF-D	STL	TO	BLK	PTS	AVG	HI
								OFF	DEF	TOT									
05-06	37-2	429	11.6	37-81	.457	36-45	.800	28	53	81	2.2	9	52-0	7	22	4	110	3.0	12

Three-point FG: None Attempted.

YEAR	GP-GS	MIN	AVG	FGM-FGA	PCT	FTM-FTA	PCT	NBA PLAYOFF STATISTICS			AVG	AST	PF-D	STL	TO	BLK	PTS	AVG	HI
								OFF	DEF	TOT									
05-06	6-0	25	4.2	0-4	.000	0-0	.000	2	0	2	0.3	1	5-0	0	1	0	0	0.0	0

Three-point FG: None Attempted.

QUINNETT, BRIAN #23

6-8 FORWARD • WASHINGTON STATE '88 • BORN 5/30/66 • ACQUIRED FROM NEW YORK FOR JAMES DONALDSON 2/20/92 • COMPLETED CONTRACT 4/92

YEAR	GP-GS	MIN	AVG	FGM-FGA	PCT	FTM-FTA	PCT	- REBOUNDS -			AVG	AST	PF-D	STL	TO	BLK	PTS	AVG	HI
								OFF	DEF	TOT									
91-92	15-0	136	9.1	15-51	.294	8-12	.667	7	20	27	1.8	5	11-0	9	8	2	41	2.7	8

THREE-POINT FG: 3-15 (.200)

RANSEY, KELVIN #14

6-2 GUARD • OHIO STATE '80 • BORN 5/3/58 • ACQUIRED FROM PORTLAND FOR WAYNE COOPER AND A 1985 FIRST-ROUND CHOICE 6/28/82 • TRADED TO NEW JERSEY FOR THE NETS' 1985 FIRST-ROUND CHOICE, NEW YORK'S SECOND-ROUND CHOICE AND FOOTS WALKER 8/12/83

YEAR	GP-GS	MIN	AVG	FGM-FGA	PCT	FTM-FTA	PCT	- REBOUNDS -			AVG	AST	PF-D	STL	TO	BLK	PTS	AVG	HI
								OFF	DEF	TOT									
82-83	76-4	1607	21.1	343-746	.460	152-199	.764	44	103	147	3.7	280	109-1	58	129	4	840	11.1	35

Three-point FG: 2-16 (.125)

REAVES, JOSH #23

6-4 GUARD • PENN STATE • BORN 6/4/97 • SIGNED TO A TWO-WAY CONTRACT 7/29/19 • COMPLETED CONTRACT 11/19/20

YEAR	GP-GS	MIN	AVG	FGM-FGA	PCT	FTM-FTA	PCT	- REBOUNDS -			AVG	AST	PF-D	STL	TO	BLK	PTS	AVG	HI
								OFF	DEF	TOT									
19-20	4-0	28	7.0	3-9	.333	2-2	1.000	1	2	3	0.8	3	5-0	0	0	0	8	2.0	4

Three-point FG: '19-20, 0-2 (.000)

YEAR	GP-GS	MIN	AVG	FGM-FGA	PCT	FTM-FTA	PCT	NBA PLAYOFF STATISTICS			AVG	AST	PF-D	STL	TO	BLK	PTS	AVG	HI
								OFF	DEF	TOT									
19-20	2-0	9	4.5	1-3	.333	2-2	1.000	0	2	2	1.0	1	1-0	0	1	1	4	2.0	4

Three-point FG: '19-20, 0-1 (.000)

REEVES, KHALID #6

6-3 GUARD • ARIZONA '94 • BORN 7/15/72 • ACQUIRED FROM NEW JERSEY WITH SHAWN BRADLEY, ED O'BANNON AND ROBERT PACK FOR SAM CASSELL, CHRIS GATLING, JIM JACKSON, GEORGE MCCLOUD AND ERIC MONTROSS 2/17/97 • WAIVED 2/18/99

YEAR	GP-GS	MIN	AVG	FGM-FGA	PCT	FTM-FTA	PCT	- REBOUNDS -			AVG	AST	PF-D	STL	TO	BLK	PTS	AVG	HI
								OFF	DEF	TOT									
96-97	13-12	385	29.6	43-111	.387	9-12	.750	12	19	31	4.3	56	40-0	11	26	2	102	7.8	14
97-98	82-54	1950	23.8	248-593	.418	165-213	.775	54	131	185	2.8	230	195-3	80	130	10	717	8.7	28
TOT	95-66	2385	24.6	291-704	.413	174-225	.773	66	150	216	3.1	286	235-3	91	156	12	819	8.6	28

Three-point FG: '96-97, 7-35 (.200); '97-98, 56-152 (.368). Total, 63-187 (.337)

RESPERT, SHAWN #21

6-2 GUARD • MICHIGAN STATE '95 • BORN 2/6/72 • FREE AGENT SIGNEE 3/27/98 • COMPLETED CONTRACT 4/98

YEAR	GP-GS	MIN	AVG	FGM-FGA	PCT	FTM-FTA	PCT	- REBOUNDS -			AVG	AST	PF-D	STL	TO	BLK	PTS	AVG	HI
								OFF	DEF	TOT									
97-98	10-0	215	21.5	36-84	.429	4-7	.571	7	20	27	1.7	17	17-0	5	15	0	82	8.2	14

Three-point FG: 6-26 (.231)



**RHODES, RODRICK #2**

6-6 GUARD • SOUTHERN CALIFORNIA '97 • BORN 9/24/73 • FREE AGENT SIGNEE 4/10/00 • WAIVED 7/17/00

YEAR	GP-GS	MIN	AVG	FGM-FGA	PCT	FTM-FTA	PCT	- REBOUNDS -			AVG	AST	PF-D	STL	TO	BLK	PTS	AVG	HI
								OFF	DEF	TOT									
99-00	1-0	8	8.0	0-3	.000	0-0	.000	1	0	1	1.0	0	0-0	2	2	0	0	0.0	0

Three-point FG: None Attempted.

RIGAudeau, ANTOINE #17

6-7 GUARD • FRANCE • BORN 12/17/71 • FREE AGENT SIGNEE 1/17/03 • TRADED TO GOLDEN STATE WITH EVAN ESCHMEYER, AVERY JOHNSON, POPEYE JONES AND NICK VAN EXEL FOR DANNY FORTSON, ANTAWN JAMISON, CHRIS MILLS AND JIRI WELSCH 8/18/03

YEAR	GP-GS	MIN	AVG	FGM-FGA	PCT	FTM-FTA	PCT	- REBOUNDS -			AVG	AST	PF-D	STL	TO	BLK	PTS	AVG	HI
								OFF	DEF	TOT									
02-03	17-0	91	8.3	8-35	.229	0-0	.000	4	4	8	0.7	6	11-0	3	6	0	17	1.5	6

Three-point FG: 1-5 (.200)

RILEY, ERIC #50

7-0 CENTER • MICHIGAN '93 • BORN 6/2/70 • FREE AGENT SIGNEE 12/17/97 • COMPLETED CONTRACT 4/98

YEAR	GP-GS	MIN	AVG	FGM-FGA	PCT	FTM-FTA	PCT	- REBOUNDS -			AVG	AST	PF-D	STL	TO	BLK	PTS	AVG	HI
								OFF	DEF	TOT									
97-98	39-14	544	13.9	56-135	.415	27-36	.750	43	90	133	3.4	22	80-0	15	37	46	139	3.6	16

Three-point FG: 0-2 (.000)

ROBERTS, FRED #44

6-10 FORWARD • BRIGHAM YOUNG '82 • BORN 8/14/60 • FREE AGENT SIGNEE 10/3/96 • WAIVED 2/14/97

YEAR	GP-GS	MIN	AVG	FGM-FGA	PCT	FTM-FTA	PCT	- REBOUNDS -			AVG	AST	PF-D	STL	TO	BLK	PTS	AVG	HI
								OFF	DEF	TOT									
96-97	12-0	40	3.3	6-15	.400	10-14	.714	2	8	10	0.8	0	2-0	0	5	1	22	1.8	6

Three-point FG: None Attempted.

ROBINZINE, BILL #54

6-7 FORWARD • DEPAUL '75 • BORN 1/20/53 • ACQUIRED FROM CLEVELAND WITH ATLANTA'S 1983 FIRST AND CLEVELAND'S 1986 FIRST FOR JEROME WHITEHEAD AND RICHARD WASHINGTON 10/30/80 • TRADED TO UTAH FOR WAYNE COOPER AND ALLAN BRISTOW 8/20/81

YEAR	GP-GS	MIN	AVG	FGM-FGA	PCT	FTM-FTA	PCT	- REBOUNDS -			AVG	AST	PF-D	STL	TO	BLK	PTS	AVG	HI
								OFF	DEF	TOT									
80-81	70-1	1932	27.6	378-794	.476	213-273	.780	164	356	520	7.4	113	256-5	71	177	9	970	13.9	26

THREE-POINT FG: 1-6 (.167)

RODMAN, DENNIS #70

6-8 FORWARD • SOUTHEASTERN OKLAHOMA STATE '86 • BORN 5/13/61 • FREE AGENT SIGNEE 2/3/00 • WAIVED 3/8/00

YEAR	GP-GS	MIN	AVG	FGM-FGA	PCT	FTM-FTA	PCT	- REBOUNDS -			AVG	AST	PF-D	STL	TO	BLK	PTS	AVG	HI
								OFF	DEF	TOT									
99-00	12-12	389	32.4	12-31	.387	10-14	.714	48	123	171	14.3	14	41-2	2	20	1	34	2.8	6

THREE-POINT FG: 0-1 (.000)

RONDO, RAJON #9

6-1 GUARD • KENTUCKY • BORN 2/22/86 • ACQUIRED FROM BOSTON ALONG WITH DWIGHT POWELL IN EXCHANGE FOR BRANDAN WRIGHT, JAE CROWDER, JAMEER NELSON, A 2015 FIRST ROUND PICK AND A 2016 SECOND ROUND PICK 12/18/14 • COMPLETED CONTRACT 6/30/15

YEAR	GP-GS	MIN	AVG	FGM-FGA	PCT	FTM-FTA	PCT	- REBOUNDS -			AVG	AST	PF-D	STL	TO	BLK	PTS	AVG	HI
								OFF	DEF	TOT									
14-15	46-46	1319	28.7	194-445	.436	19-42	.452	48	160	208	4.5	301	111-1	54	135	4	426	9.3	29

Three-point FG: 19-54 (.352)

ROOKS, SEAN #45

6-10 CENTER • D-1992 2ND RND (30TH OVERALL) • ARIZONA '92 • BORN 9/9/69 • TRADED TO MINNESOTA FOR A FIRST-ROUND DRAFT PICK 11/1/94 • ACQUIRED FROM L.A. LAKERS WITH A 2000 SECOND-ROUND PICK FOR A.C. GREEN 9/1/99 • TRADED TO L.A. CLIPPERS FOR ERICK MURDOCK 6/28/00

YEAR	GP-GS	MIN	AVG	FGM-FGA	PCT	FTM-FTA	PCT	- REBOUNDS -			AVG	AST	PF-D	STL	TO	BLK	PTS	AVG	HI
								OFF	DEF	TOT									
92-93	72-68	2087	29.0	368-747	.493	234-389	.602	196	340	536	7.4	95	204-2	38	160	81	970	13.5	26
93-94	47-28	1255	26.7	193-393	.491	150-210	.714	84	175	259	5.5	49	109-0	21	80	44	536	11.4	26
99-00	71-13	1001	14.1	122-283	.431	65-89	.730	82	166	248	3.5	368	169-0	29	70	52	309	4.4	13
TOT	190-109	4343	22.9	683-1423	.480	449-688	.653	362	681	1043	5.5	212	482-2	88	310	177	1815	9.6	26

THREE-POINT FG: '92-93, 0-2 (.000); '93-94, 0-1 (.000); '99-00, NONE ATTEMPTED. TOTAL, 0-3 (.000)



**ROSS, QUINTON #6**

6-6 GUARD • SOUTHERN METHODIST '03 • BORN 4/30/81 • FREE AGENT SIGNEE 7/8/09 • TRADED TO WASHINGTON ALONG WITH JOSH HOWARD, DREW GOODEN AND JAMES SINGLETON FOR CARON BUTLER, BRENDAN HAYWOOD, DESHAWN STEVENSON AND CASH CONSIDERATIONS (2/13/10)

YEAR	GP-GS	MIN	AVG	FGM-FGA	PCT	FTM-FTA	PCT	- REBOUNDS -			AVG	AST	PF-D	STL	TO	BLK	PTS	AVG	HI
								OFF	DEF	TOT									
09-10	27-7	301	11.1	23-56	.411	5-8	.625	11	16	27	1.0	7	34-0	7	3	4	54	2.0	6

THREE-POINT FG: 3-13 (.231)

SASSER, JASON #33

6-7 FORWARD • TEXAS TECH '96 • BORN 1/13/74 • SIGNED 10-DAY CONTRACT 2/27/97 • RELEASED 3/8/97

YEAR	GP-GS	MIN	AVG	FGM-FGA	PCT	FTM-FTA	PCT	- REBOUNDS -			AVG	AST	PF-D	STL	TO	BLK	PTS	AVG	HI
								OFF	DEF	TOT									
96-97	2-0	7	3.5	1-4	.250	0-0	---	1	0	1	0.5	1	0-0	1	0	0	2	1.0	2

THREE-POINT FG: 0-1 (.000)

SCHREMPF, DETLEF #32

6-10 FORWARD/GUARD • D-1985 1ST RND (8TH OVERALL) • WASHINGTON '85 • BORN 1/21/63 • TRADED TO INDIANA WITH 1990 SECOND-ROUND CHOICE FOR HERB WILLIAMS 2/21/89

YEAR	GP-GS	MIN	AVG	FGM-FGA	PCT	FTM-FTA	PCT	- REBOUNDS -			AVG	AST	PF-D	STL	TO	BLK	PTS	AVG	HI
								OFF	DEF	TOT									
85-86	64-12	969	15.1	142-315	.451	110-152	.724	70	128	198	3.1	88	166-1	23	84	10	397	6.2	23
86-87	81-5	1711	21.1	265-561	.472	193-260	.742	87	216	303	3.7	161	224-2	50	110	16	756	9.3	19
87-88	82-4	1587	19.4	246-539	.456	201-266	.756	102	177	279	3.4	159	189-0	42	108	32	698	8.5	22
88-89	37-1	845	22.8	112-263	.426	127-161	.789	56	110	166	4.5	86	118-3	24	56	9	353	9.5	24
TOT	264-22	5112	19.4	765-1678	.456	631-839	.752	315	631	946	3.6	494	697-6	139	358	67	2204	8.3	24

THREE-POINT FG: '85-86, 3-7 (.429); '86-87, 33-69 (.478); '87-88, 5-32 (.156); '88-89, 2-16 (.125). TOTAL, 43-124 (.347)

YEAR	GP-GS	MIN	AVG	FGM-FGA	PCT	FTM-FTA	PCT	- REBOUNDS -			AVG	AST	PF-D	STL	TO	BLK	PTS	AVG	HI
								OFF	DEF	TOT									
85-86	10-0	120	12.0	13-28	.464	11-17	.647	7	16	23	2.3	14	24-0	2	10	1	37	3.7	9
86-87	4-0	97	24.3	13-35	.371	5-11	.455	4	8	12	3.0	6	13-0	3	6	2	31	7.8	10
87-88	15-0	274	18.3	40-86	.465	36-51	.706	25	30	55	3.7	24	29-0	8	21	7	117	7.8	14
TOT	29-0	491	16.9	66-149	.443	52-79	.658	36	54	90	3.1	44	66-0	13	37	10	185	6.4	14

THREE-POINT FG: '85-86, 0-1 (.000); '86-87, 0-3 (.000); '87-88, 1-3 (.333). TOTAL, 1-7 (.143)

SCOTT, DENNIS #3

6-8 FORWARD • GEORGIA TECH '91 • BORN 9/5/78 • ACQUIRED FROM ORLANDO WITH \$500,000 FOR DEREK HARPER AND ED O'BANNON 9/24/97 • TRADED TO PHOENIX FOR CEDRIC CEBALLOS 2/18/98

YEAR	GP-GS	MIN	AVG	FGM-FGA	PCT	FTM-FTA	PCT	- REBOUNDS -			AVG	AST	PF-D	STL	TO	BLK	PTS	AVG	HI
								OFF	DEF	TOT									
97-98	52-42	1797	34.6	258-666	.387	97-118	.822	39	158	197	3.8	129	121-1	43	92	32	707	13.6	33

THREE-POINT FG: 94-273 (.344)

SHASKY, JOHN #55

6-11 CENTER • MINNESOTA '86 • BORN 7/21/64 • FREE AGENT SIGNEE 10/1/90 • COMPLETED CONTRACT 4/91

YEAR	GP-GS	MIN	AVG	FGM-FGA	PCT	FTM-FTA	PCT	- REBOUNDS -			AVG	AST	PF-D	STL	TO	BLK	PTS	AVG	HI
								OFF	DEF	TOT									
90-91	57-0	510	8.9	51-116	.440	48-79	.608	58	76	134	2.4	11	75-0	14	27	20	150	2.6	13

Three-point FG: None Attempted.

SINGLETON, JAMES #33

6-8 FORWARD • MURRAY STATE '03 • BORN 7/20/81 • SIGNED BY DALLAS AS A FREE AGENT (9/14/09) • TRADED TO WASHINGTON ALONG WITH JOSH HOWARD, DREW GOODEN AND QUINTON ROSS FOR CARON BUTLER, BRENDAN HAYWOOD, DESHAWN STEVENSON AND CASH CONSIDERATIONS (2/13/10)

YEAR	GP-GS	MIN	AVG	FGM-FGA	PCT	FTM-FTA	PCT	- REBOUNDS -			AVG	AST	PF-D	STL	TO	BLK	PTS	AVG	HI
								OFF	DEF	TOT									
08-09	62-6	884	14.3	117-221	.529	67-78	.859	89	161	250	4.0	17	110-1	26	36	28	314	5.1	19
09-10	25-0	211	8.4	24-64	.375	6-6	1.000	17	38	55	2.2	9	31-0	11	12	7	59	2.4	11
TOT	87-6	1095	12.6	141-285	.495	73-84	.869	106	199	305	3.5	26	141-1	37	48	35	373	4.3	19

THREE-POINT FG: 08-09, 13-40 (.325); 09-10, 5-22 (.227). TOTAL, 18-62 (.290)

YEAR	GP-GS	MIN	AVG	FGM-FGA	PCT	FTM-FTA	PCT	- REBOUNDS -			AVG	AST	PF-D	STL	TO	BLK	PTS	AVG	HI
								OFF	DEF	TOT									
08-09	9-0	42	4.7	5-10	.500	0-2	.000	2	4	6	0.7	0	8-0	0	2	1	12	1.3	6

THREE-POINT FG: 08-09, 2-5 (.400)

SITTON, CHARLIE #52

6-8 FORWARD • D-1984 2ND RND (38TH OVERALL) • OREGON STATE '84 • BORN 7/3/62 • COMPLETED CONTRACT 5/86

YEAR	GP-GS	MIN	AVG	FGM-FGA	PCT	FTM-FTA	PCT	- REBOUNDS -			AVG	AST	PF-D	STL	TO	BLK	PTS	AVG	HI
								OFF	DEF	TOT									
84-85	43-0	304	7.1	39-94	.415	13-25	.520	24	36	60	1.4	26	50-0	7	19	6	91	2.1	8
85-86	DNP - INJURED																		

THREE-POINT FG: 0-2 (.000)



**SLATER, REGGIE #50**

6-7 FORWARD • WYOMING '92 • BORN 8/27/70 • SIGNED 10-DAY CONTRACT 1/10/96 • SIGNED 10-DAY CONTRACT 1/19/96 • RELEASED 1/27/96

YEAR	GP-GS	MIN	AVG	FGM-FGA	PCT	FTM-FTA	PCT	- REBOUNDS -			AVG	AST	PF-D	STL	TO	BLK	PTS	AVG	HI
								OFF	DEF	TOT									
95-96	3-0	26	8.7	5-11	.455	1-2	.500	1	4	5	1.7	0	6-0	0	3	0	11	3.7	11

THREE-POINT FG: None Attempted.

SLUBY, TOM #7

6-4 GUARD • D-1984 2ND RND (41ST OVERALL) • NOTRE DAME '84 • BORN 2/28/62 • WAIVED 5/8/85

YEAR	GP-GS	MIN	AVG	FGM-FGA	PCT	FTM-FTA	PCT	- REBOUNDS -			AVG	AST	PF-D	STL	TO	BLK	PTS	AVG	HI
								OFF	DEF	TOT									
84-85	31-0	151	4.9	30-58	.517	13-21	.619	5	7	12	0.4	16	18-0	3	11	0	73	2.4	8

THREE-POINT FG: 0-2 (.000)

SMITH JR., DENNIS #1

6-3 GUARD • NORTH CAROLINA STATE • BORN 11/25/97 • DRAFTED BY DALLAS IN THE FIRST ROUND (NINTH OVERALL) OF THE 2017 NBA DRAFT • TRADED WITH DEANDRE JORDAN, WESLEY MATTHEWS AND TWO FUTURE FIRST ROUND PICKS TO NEW YORK IN EXCHANGE FOR KRISTAPS PORZINGIS, TIM HARDAWAY JR., COURTNEY LEE AND TREY BURKE 1/31/19

YEAR	GP-GS	MIN	AVG	FGM-FGA	PCT	FTM-FTA	PCT	- REBOUNDS -			AVG	AST	PF-D	STL	TO	BLK	PTS	AVG	HI
								OFF	DEF	TOT									
17-18	69-69	2049	29.7	404-1024	.395	134-193	.694	50	210	260	3.8	358	152-1	71	194	18	1048	15.2	27
18-19	32-32	908	28.4	157-357	.440	57-82	.695	18	79	97	3.0	138	82-0	40	100	11	414	12.9	27
TOT	101-101	2957	29.3	561-1381	.406	191-275	.695	68	289	357	3.5	496	234-1	111	294	29	1462	14.5	27

Three-point FG: '17-18, 106-339, (.313); '18-19, 43-125, (.344). Total, 149-464 (.321)

SMITH, DOUG #34

6-10 FORWARD • D-1991 1ST RND (6TH OVERALL) • MISSOURI '91 • BORN 9/17/69 • COMPLETED CONTRACT 4/95 • SELECTED BY TORONTO IN NBA EXPANSION DRAFT 6/24/95

YEAR	GP-GS	MIN	AVG	FGM-FGA	PCT	FTM-FTA	PCT	- REBOUNDS -			AVG	AST	PF-D	STL	TO	BLK	PTS	AVG	HI
								OFF	DEF	TOT									
91-92	76-32	1707	22.5	291-702	.415	89-121	.736	129	262	391	5.1	129	259-52	62	97	34	671	8.8	26
92-93	61-42	1524	25.0	289-666	.434	56-74	.757	96	232	328	5.4	104	280-12	48	115	52	634	10.4	27
93-94	79-42	1684	21.3	295-678	.435	106-127	.835	114	235	349	4.4	119	287-32	82	93	38	698	8.8	36
94-95	63-0	826	13.1	131-314	.417	57-75	.760	43	101	144	2.3	44	132-12	29	37	26	320	5.1	18
TOT	279-116	5741	20.6	1006-2360	.426	308-397	.776	382	830	1212	4.3	396	958-212	221	342	150	2323	8.3	36

THREE-POINT FG: '91-92, 0-11 (.000); '92-93, 0-4 (.000) '93-94, 2-9 (.222); '94-95, 1-12 (.083). TOTAL, 3-36 (.083)

SMITH, GREG #4

6-10 CENTER/FORWARD • FRESNO STATE • BORN 1/8/91 • ACQUIRED FROM CHICAGO IN EXCHANGE FOR THE RIGHTS TO TADIJA DRAGICEVIC 7/14/14 • COMPLETED CONTRACT 6/30/15

YEAR	GP-GS	MIN	AVG	FGM-FGA	PCT	FTM-FTA	PCT	- REBOUNDS -			AVG	AST	PF-D	STL	TO	BLK	PTS	AVG	HI
								OFF	DEF	TOT									
14-15	42-2	363	8.6	30-49	.612	20-39	.513	26	53	79	1.9	9	53-0	7	11	11	80	1.9	8

Three-point FG: None Attempted.

YEAR	GP-GS	MIN	AVG	FGM-FGA	PCT	FTM-FTA	PCT	NBA PLAYOFF STATISTICS			AVG	AST	PF-D	STL	TO	BLK	PTS	AVG	HI
								OFF	DEF	TOT									
14-15	1-0	1	1.0	0-0	---	0-0	---	0	0	0	0.0	0	0-0	0	0	0	0	0.0	0

Three-point FG: None Attempted.

SMITH, STEVIN #1

6-2 GUARD • ARIZONA STATE '94 • BORN 1/23/72 • SIGNED 10-DAY CONTRACT 3/21/97 • SIGNED SECOND 10-DAY CONTRACT 3/31/97 • RELEASED 4/9/97

YEAR	GP-GS	MIN	AVG	FGM-FGA	PCT	FTM-FTA	PCT	- REBOUNDS -			AVG	AST	PF-D	STL	TO	BLK	PTS	AVG	HI
								OFF	DEF	TOT									
96-97	8-0	60	7.5	6-18	.333	1-1	1.000	2	8	10	1.3	4	9-0	1	4	0	14	1.8	4

THREE-POINT FG: 1-6 (.167)

SPALDING, RAY #26

6-10 FORWARD • LOUISVILLE • BORN 3/11/97 • DRAFT RIGHTS ACQUIRED WITH THE DRAFT RIGHTS TO THE 60TH OVERALL PICK KOSTAS ANTETOKOUNMPO FROM PHILADELPHIA IN EXCHANGE FOR THE DRAFT RIGHTS TO THE 54TH OVERALL SELECTION SHAKE MILTON • WAIVED 1/31/19

YEAR	GP-GS	MIN	AVG	FGM-FGA	PCT	FTM-FTA	PCT	- REBOUNDS -			AVG	AST	PF-D	STL	TO	BLK	PTS	AVG	HI
								OFF	DEF	TOT									
18-19	1-0	1	0.9	0-0	-	0-0	-	0	0	0	0.0	0	0-0	0	0	0	0	0.0	0

Three-point FG: None Attempted.



**SPAKARKEL, JIM #33 (1980) – 34 (1980-84)**

6-5 GUARD/FORWARD • DISPERSAL CHOICE FROM PHILADELPHIA • DUKE '79 • BORN 6/28/57 • COMPLETED CONTRACT 5/84

YEAR	GP-GS	MIN	AVG	FGM-FGA	PCT	FTM-FTA	PCT	- REBOUNDS -			AVG	AST	PF-D	STL	TO	BLK	PTS	AVG	HI
								OFF	DEF	TOT									
80-81	82-49	2317	28.3	404-866	.467	375-423	.887	142	155	297	3.6	232	230-3	117	172	20	1184	14.4	28
81-82	82-1	1755	21.4	270-564	.479	279-327	.853	99	111	210	2.6	206	140-0	86	111	9	827	10.1	24
82-83	48-4	722	15.0	91-197	.462	88-113	.779	27	57	84	1.8	78	59-0	27	55	3	272	5.7	18
83-84	7-0	54	7.7	7-16	.438	9-13	.692	5	2	7	1.0	5	8-0	6	4	0	24	3.4	8
TOT	219-54	4848	22.1	772-1643	.470	751-876	.857	273	325	598	2.7	521	437-3	236	342	32	2307	10.5	28

THREE-POINT FG: '80-81, 1-10 (.100); '81-82, 8-24 (.333); '82-83, 2-10 (.200); '83-84, 1-2 (.500). TOTAL, 12-46 (.261)

STACKHOUSE, JERRY #42

6-6 GUARD/FORWARD • NORTH CAROLINA '95 • BORN 11/5/74 • ACQUIRED ALONG WITH CHRISTIAN LAETTNER AND THE DRAFT RIGHTS TO DEVIN HARRIS FROM WASHINGTON FOR ANTAWN JAMISON AND CASH CONSIDERATIONS 6/24/04 • RE-SIGNED 7/13/07 • TRADED WITH CASH CONSIDERATIONS TO MEMPHIS FOR GREG BUCKNER IN A DEAL THAT ALSO SENT SHAWN MARION, KRIS HUMPHRIES, NATHAN JAWAI AND CASH CONSIDERATIONS FROM TORONTO TO DALLAS FOR ANTOINE WRIGHT AND DEVEAN GEORGE, A SECOND-ROUND PICK AND CASH CONSIDERATIONS FROM TORONTO TO MEMPHIS, AND HEDO TURKOGLU FROM ORLANDO TO TORONTO FOR CASH CONSIDERATIONS FROM DALLAS AND TORONTO

YEAR	GP-GS	MIN	AVG	FGM-FGA	PCT	FTM-FTA	PCT	- REBOUNDS -			AVG	AST	PF-D	STL	TO	BLK	PTS	AVG	HI
								OFF	DEF	TOT									
04-05	56-7	1617	28.9	274-662	.414	253-298	.849	38	145	183	3.3	127	104-0	53	106	10	833	14.9	29
05-06	55-11	1525	27.7	242-603	.401	195-221	.882	32	121	153	2.8	160	96-1	37	121	10	715	13.0	29
06-07	67-8	1615	24.1	280-654	.428	182-215	.847	39	106	145	2.2	187	78-0	51	117	10	804	12.0	33
07-08	58-13	1412	24.3	213-526	.405	132-148	.892	33	100	133	2.3	145	82-0	28	86	10	618	10.7	23
08-09	10-1	162	16.2	16-60	.267	7-7	1.000	5	12	17	1.7	12	6-0	4	9	1	42	4.2	17
TOT	246-40	6331	25.7	1025-2505	.409	774-889	.871	147	484	631	2.6	631	366-1	173	439	41	3012	12.2	33

THREE-POINT FG: '04-05, 32-120 (.267); '05-06, 36-130 (.277); '06-07, 62-162 (.383); '07-08, 60-84 (.326); '08-09, 3-19 (.158). TOTAL, 193-615 (.314)

NBA PLAYOFF STATISTICS

YEAR	GP-GS	MIN	AVG	FGM-FGA	PCT	FTM-FTA	PCT	- REBOUNDS -			AVG	AST	PF-D	STL	TO	BLK	PTS	AVG	HI
								OFF	DEF	TOT									
04-05	13-0	403	31.0	68-176	.386	57-66	.864	20	33	53	4.1	30	22-0	8	21	3	209	16.1	29
05-06	22-1	711	32.3	111-276	.402	58-74	.784	20	42	62	2.8	56	43-0	12	37	6	302	13.7	26
06-07	6-0	169	28.2	23-66	.348	29-33	.879	5	17	22	3.7	15	9-0	4	18	1	86	14.3	24
07-08	5-2	102	20.4	12-38	.316	5-5	1.000	4	12	16	3.2	6	9-0	1	7	0	31	6.2	11
TOT	46-3	1385	30.1	214-556	.384	149-178	.837	49	104	153	3.3	107	83-0	25	83	10	628	13.7	29

THREE-POINT FG: '04-05, 16-40 (.400); '05-06, 22-65 (.338); '06-07, 11-31 (.355); '07-08, 2-12 (.167). TOTAL, 51-148 (.345)

STEFANSSON, JON #10

6-5 GUARD • ICELAND • BORN 9/21/82 • FREE AGENT SIGNEE 9/2/03 • WAIVED 9/1/04

YEAR	GP-GS	MIN	AVG	FGM-FGA	PCT	FTM-FTA	PCT	- REBOUNDS -			AVG	AST	PF-D	STL	TO	BLK	PTS	AVG	HI
								OFF	DEF	TOT									
03-04																			

Three-point FG: None Attempted.

Did not play- Injured

STEVENSON, DESHAWN #92

6-5 GUARD • WASHINGTON UNION HS (CA) • BORN 4/31/81 • ACQUIRED FROM WASHINGTON ALONG WITH CARON BUTLER, BRENDAN HAYWOOD AND CASH CONSIDERATIONS IN EXCHANGE FOR JOSH HOWARD, DREW GOODEN, QUINTON ROSS AND JAMES SINGLETON 2/13/10 • COMPLETED CONTRACT 6/30/11

YEAR	GP-GS	MIN	AVG	FGM-FGA	PCT	FTM-FTA	PCT	- REBOUNDS -			AVG	AST	PF-D	STL	TO	BLK	PTS	AVG	HI
								OFF	DEF	TOT									
09-10	24-5	267	11.1	17-60	.283	7-10	.700	4	22	26	1.1	12	23-0	5	6	1	49	2.0	11
10-11	72-54	1158	16.1	128-330	.388	33-43	.767	20	86	106	1.5	77	71-0	21	44	5	383	5.3	24
TOT	96-59	1425	14.8	145-390	.372	40-53	.755	24	108	132	1.4	89	94-0	26	52	6	432	4.5	24

THREE-POINT FG: '09-10, 8-25 (.320); '10-11, 94-249 (.378). TOTAL, 102-274 (.372)

NBA PLAYOFF STATISTICS

YEAR	GP-GS	MIN	AVG	FGM-FGA	PCT	FTM-FTA	PCT	- REBOUNDS -			AVG	AST	PF-D	STL	TO	BLK	PTS	AVG	HI
								OFF	DEF	TOT									
09-10	2-0	6	3.0	0-3	.000	0-0	.000	0	0	0	0.0	0	2-0	0	0	0	0.0	0	
10-11	21-18	332	15.8	29-83	.349	9-12	.750	1	18	19	0.9	12	40-0	11	10	2	94	4.5	11

THREE-POINT FG: '09-10, 0-3 (.000); '10-11, 27-68 (.397). TOTAL, 27-71 (.380)

STOJAKOVIC, PEJA #16

6-10 FORWARD • SERBIA • BORN 6/9/77 • FREE AGENT SIGNEE 1/24/11 • RETIRED 12/19/11

YEAR	GP-GS	MIN	AVG	FGM-FGA	PCT	FTM-FTA	PCT	- REBOUNDS -			AVG	AST	PF-D	STL	TO	BLK	PTS	AVG	HI
								OFF	DEF	TOT									
10-11	25-13	506	20.2	79-184	.429	15-16	.938	14	52	66	2.6	22	22-0	11	11	2	215	8.6	22

THREE-POINT FG: 42-105 (.400)

NBA PLAYOFF STATISTICS

YEAR	GP-GS	MIN	AVG	FGM-FGA	PCT	FTM-FTA	PCT	- REBOUNDS -			AVG	AST	PF-D	STL	TO	BLK	PTS	AVG	HI
								OFF	DEF	TOT									
10-11	19-0	350	18.4	49-120	.408	7-9	.778	3	29	32	1.7	7	21-0	12	9	2	134	7.1	21

Three-point FG: None Attempted.



**STOUEMIRE, AMAR'E #1**

6-10 CENTER/FORWARD • CYPRESS CREEK HS (FL) • BORN 11/16/82 • FREE AGENT SIGNEE 2/18/15 • COMPLETED CONTRACT 6/30/15

YEAR	GP-GS	MIN	AVG	FGM-FGA	PCT	FTM-FTA	PCT	- REBOUNDS -			AVG	AST	PF-D	STL	TO	BLK	PTS	AVG	HI
								OFF	DEF	TOT									
14-15	23-1	380	16.5	104-179	.581	40-59	.678	27	57	84	3.7	8	50-0	9	15	4	248	10.8	18

Three-point FG: 0-1 (.000)

YEAR	GP-GS	MIN	AVG	FGM-FGA	PCT	FTM-FTA	PCT	NBA PLAYOFF STATISTICS			AVG	AST	PF-D	STL	TO	BLK	PTS	AVG	HI
								OFF	DEF	TOT									
14-15	5-0	75	15.0	15-35	.429	9-13	.692	7	9	16	3.2	3	16-0	1	7	3	39	7.8	12

Three-point FG: None Attempted.

STRICKLAND, ERICK #20

6-3 GUARD • NEBRASKA '96 • BORN 11/25/73 • FREE AGENT SIGNEE 10/31/97 • RELEASED 1/7/97 • SIGNED SIX-YEAR CONTRACT 8/18/97 • TRADED TO NEW YORK WITH 58TH SELECTION IN 2000 NBA DRAFT FOR JOHN WALLACE AND RIGHTS TO DONNELL HARVEY (22ND SELECTION) 6/28/00

YEAR	GP-GS	MIN	AVG	FGM-FGA	PCT	FTM-FTA	PCT	- REBOUNDS -			AVG	AST	PF-D	STL	TO	BLK	PTS	AVG	HI
								OFF	DEF	TOT									
96-97	28-15	759	27.1	102-256	.398	65-80	.813	21	69	90	3.2	68	75-3	27	66	5	297	10.6	25
97-98	67-19	1505	22.5	199-558	.357	65-84	.774	35	126	161	2.4	167	140-1	56	106	8	511	7.6	30
98-99	33-2	567	17.2	89-221	.403	53-65	.815	12	71	83	2.5	64	44-0	40	36	2	249	7.5	20
99-00	68-67	2025	29.8	316-730	.433	162-195	.831	69	254	323	4.8	211	190-3	105	102	13	867	12.8	36
TOT	196-103	4856	24.8	706-1765	.400	345-424	.814	137	520	657	3.4	510	449-7	228	310	28	1924	9.8	36

Three-point FG: '96-97, 28-92 (.304); '97-98, 48-163 (.294); '98-99, 18-59 (.305); '99-00, 73-186 (.392). Total, 167-500 (.334)

STRICKLAND, MARK #00/30

6-10 FORWARD • TEMPLE '92 • BORN 7/14/70 • FREE AGENT SIGNEE 11/16/02 • WAIVED 11/28/02

YEAR	GP-GS	MIN	AVG	FGM-FGA	PCT	FTM-FTA	PCT	- REBOUNDS -			AVG	AST	PF-D	STL	TO	BLK	PTS	AVG	HI
								OFF	DEF	TOT									
02-03	4-0	13	2.8	2-5	.400	0-0	.000	5	2	7	1.8	0	1-0	0	1	0	4	1.0	2

Three-point FG: None Attempted.

STROTHERS, LAMONT #10

6-4 GUARD • CHRISTOPHER NEWPORT (VA.) '91 • BORN 5/10/68 • SIGNED 10-DAY CONTRACT 2/4/93 • SIGNED SECOND 10-DAY CONTRACT 2/15/93 • RELEASED 2/25/93

YEAR	GP-GS	MIN	AVG	FGM-FGA	PCT	FTM-FTA	PCT	- REBOUNDS -			AVG	AST	PF-D	STL	TO	BLK	PTS	AVG	HI
								OFF	DEF	TOT									
92-93	9-0	138	15.3	20-61	.328	8-10	.800	8	6	14	1.6	13	13-0	8	15	0	50	5.6	10

Three-point FG: 2-13 (.154)

SUNDOV, BRUNO #40

7-2 CENTER • D-1998 2ND RND (35TH OVERALL) • CROATIA • BORN 2/10/80 • TRADED TO UTAH FOR HOWARD EISLEY (PART OF 4-TEAM, 9-PLAYER TRADE) 8/16/00

YEAR	GP-GS	MIN	AVG	FGM-FGA	PCT	FTM-FTA	PCT	- REBOUNDS -			AVG	AST	PF-D	STL	TO	BLK	PTS	AVG	HI
								OFF	DEF	TOT									
98-99	3-0	11	3.7	2-7	.286	0-0	.000	0	0	0	0.0	1	4-0	0	1	0	4	1.3	4
99-00	14-0	61	4.4	12-31	.387	2-2	1.000	5	7	12	0.9	2	16-0	2	4	2	26	1.9	4
TOT	17-0	72	4.2	14-38	.368	2-2	1.000	5	7	12	0.7	3	20-0	2	5	2	30	1.8	4

Three-point FG: None Attempted.

TARPLEY, ROY #42

7-0 FORWARD/CENTER • D-1986 1ST RND (7TH OVERALL) • MICHIGAN '86 • BORN 11/28/64 • DISMISSED FROM NBA FOR VIOLATION OF NBA DRUG POLICY 10/16/91 • SIGNED SIX-YEAR CONTRACT 10/6/95 • DISQUALIFIED FROM NBA FOR VIOLATION OF PERSONALIZED AFTERCARE PROGRAM 12/6/95

YEAR	GP-GS	MIN	AVG	FGM-FGA	PCT	FTM-FTA	PCT	- REBOUNDS -			AVG	AST	PF-D	STL	TO	BLK	PTS	AVG	HI
								OFF	DEF	TOT									
86-87	75-1	1405	18.7	233-499	.467	94-139	.676	180	353	533	7.1	52	232-3	56	101	79	561	7.5	20
87-88	81-9	2307	28.5	444-888	.500	205-277	.740	360	599	959	11.8	86	313-8	103	172	86	1093	13.5	29
88-89	19-6	591	31.1	131-242	.541	66-96	.688	77	141	218	11.5	17	70-2	28	45	30	328	17.3	35
89-90	45-35	1648	36.6	314-696	.451	130-172	.756	189	400	589	13.1	67	160-0	79	117	70	758	16.8	27
90-91	5-5	171	34.2	43-79	.544	16-18	.889	16	39	55	11.0	12	20-0	6	13	9	102	20.4	29
94-95	55-1	1354	24.6	292-610	.479	102-122	.836	142	307	449	8.2	58	155-2	45	109	55	691	12.6	26
TOT	280-57	7476	26.7	1457-3014	.483	613-824	.744	964	1839	2803	10.0	292	950-15	317	557	329	3533	12.6	35

THREE-POINT FG: '86-87, 1-3 (.333); '87-88, 0-5 (.000); '88-89, 0-1 (.000); '89-90, 0-6 (.000); '90-91, 0-1 (.000); '94-95, 5-18 (.278). TOTAL, 6-34 (.176)

YEAR	GP-GS	MIN	AVG	FGM-FGA	PCT	FTM-FTA	PCT	NBA PLAYOFF STATISTICS			AVG	AST	PF-D	STL	TO	BLK	PTS	AVG	HI
								OFF	DEF	TOT									
86-87	4-1	114	28.5	24-48	.500	5-7	.714	18	24	42	10.5	1	18-1	1	7	7	53	13.3	25
87-88	17-0	563	33.1	125-241	.519	54-73	.740	88	131	219	12.9	30	69-3	21	32	26	304	17.9	27
89-90	3-3	129	43.0	22-46	.478	6-12	.500	9	37	46	15.3	1	12-0	7	9	10	50	16.7	22
TOT	24-4	806	33.6	171-335	.510	65-92	.707	115	192	307	12.8	32	99-4	29	48	43	407	17.0	27

THREE-POINT FG: '86-87, NONE ATTEMPTED; '87-88, 0-3 (.000); '89-90, 0-1 (.000). TOTAL, 0-4 (.000)



**TERRY, JASON #31**

6-2 GUARD • ARIZONA • BORN 9/15/77 • ACQUIRED FROM ATLANTA ALONG WITH ALAN HENDERSON AND A FUTURE FIRST ROUND PICK FOR TONY DELK AND ANTOINE WALKER 8/4/04 • RE-SIGNED 7/25/06 • COMPLETED CONTRACT 6/30/12

YEAR	GP-GS	MIN	AVG	FGM-FGA	PCT	FTM-FTA	- REBOUNDS -			AVG	AST	PF-D	STL	TO	BLK	PTS	AVG	HI	
							PCT	OFF	DEF										TOT
04-05	80-57	2401	30.0	372-743	.501	146-173	.844	38	150	188	2.4	429	177-0	109	147	15	993	12.4	28
05-06	80-80	2798	35.0	516-1099	.411	168-210	.800	31	127	158	2.0	306	196-1	100	135	27	1371	17.1	37
06-07	81-80	2846	35.1	514-1063	.484	160-199	.804	41	190	231	2.9	422	170-0	81	152	17	1350	16.7	35
07-08	82-34	2579	31.5	471-1008	.467	191-223	.857	30	178	208	2.5	264	170-1	88	92	18	1269	15.5	31
08-09	74-11	2491	33.7	541-1168	.463	198-225	.880	39	138	177	2.4	251	141-0	97	119	20	1447	19.6	33
09-10	77-12	2540	33.0	456-1041	.438	232-268	.866	19	121	140	1.8	292	142-0	94	109	17	1280	16.6	36
10-11	82-10	2564	31.3	492-1091	.451	182-214	.850	24	129	153	1.9	334	140-0	93	167	13	1293	15.8	30
11-12	63-1	2000	31.7	357-830	.430	98-111	.883	16	133	149	2.4	226	69-0	73	127	11	950	15.1	34
TOT	619-285	20219	32.7	3719-8043	.462	1375-1623	.847	238	1166	1404	2.3	2524	1205-2	735	1048	138	9953	16.1	37

THREE-POINT FG: '04-05, 103-245 (.420); '05-06, 171-416 (.411); '06-07, 162-370 (.438); '07-08, 136-363 (.375); '08-09, 167-456 (.366); '09-10, 136-373 (.365); '10-11, 127-351 (.362); '11-12, 138-365 (.378). TOTAL, 1140-2939 (.384)

YEAR	GP-GS	MIN	AVG	FGM-FGA	PCT	FTM-FTA	NBA PLAYOFF STATISTICS			AVG	AST	PF-D	STL	TO	BLK	PTS	AVG	HI	
							PCT	OFF	DEF										TOT
04-05	13-13	502	38.6	81-160	.506	38-43	.884	9	45	54	4.2	60	28-0	17	30	7	227	17.5	36
05-06	22-22	844	38.4	163-369	.442	59-71	.831	12	52	64	2.9	83	55-0	26	44	1	416	18.9	35
06-07	6-6	229	38.2	39-92	.424	15-18	.833	3	11	14	2.3	22	12-0	5	17	2	102	17.0	28
07-08	5-3	180	36.0	26-60	.433	13-15	.867	1	7	8	1.6	24	15-0	2	5	1	79	15.8	22
08-09	10-1	325	32.5	49-126	.389	23-30	.767	6	22	28	2.8	19	18-0	6	16	3	143	14.3	21
09-10	6-0	174	29.0	26-69	.377	12-16	.750	2	13	15	2.5	12	16-0	4	6	1	76	12.7	27
10-11	21-0	684	32.6	128-268	.478	70-83	.843	6	34	40	1.9	67	44-0	26	32	3	368	17.5	32
11-12	4-1	139	34.8	20-44	.455	5-8	.625	1	8	9	2.3	15	11-0	1	8	0	55	13.8	20
TOT	87-46	3077	35.4	532-1188	.448	235-284	.827	40	192	232	2.7	302	199-0	87	158	18	1466	16.9	36

THREE-POINT FG: '04-05, 27-55 (.491); '05-06, 31-101 (.307); '06-07, 9-32 (.281); '07-08, 14-32 (.438); '08-09, 22-59 (.373); '09-10, 12-30 (.400); '10-11, 42-95 (.442); '11-12, 10-20 (.500). TOTAL, 167-424 (.394)

TERRY, TYRELL #1

6-2 GUARD • STANFORD '20 • BORN 9/28/00 • D-2018 2ND RND (31ST OVERALL) • WAIVED 10/15/21

YEAR	GP-GS	MIN	AVG	FGM-FGA	PCT	FTM-FTA	- REBOUNDS -			AVG	AST	PF-D	STL	TO	BLK	PTS	AVG	HI	
							PCT	OFF	DEF										TOT
20-21	11-0	56	5.1	5-16	.313	1-3	.333	0	6	6	0.5	6	2-0	5	2	0	11	1.0	4

Three-point FG: '20-21: 0-7 (.000)

THOMAS, ISAIAH #2

5-9 GUARD • WASHINGTON '11 • BORN 2/7/89 • SIGNED A 10-DAY CONTRACT 12/29/21 • COMPLETED CONTRACT 1/6/22

YEAR	GP-GS	MIN	AVG	FGM-FGA	PCT	FTM-FTA	- REBOUNDS -			AVG	AST	PF-D	STL	TO	BLK	PTS	AVG	HI	
							PCT	OFF	DEF										TOT
21-22	1-0	13	13.0	3-8	.375	0-0	---	0	0	0	0.0	4	0-0	0	0	0	6	6.0	6

Three-point FG: None Attempted.

THOMAS, KURT #40

6-9 FORWARD • TCU '95 • BORN 10/4/72 • ACQUIRED FROM MIAMI WITH SASHA DANILOVICH AND MARTIN MÜRSEPP FOR JAMAL MASHBURN 2/14/97 • COMPLETED CONTRACT 5/98

YEAR	GP-GS	MIN	AVG	FGM-FGA	PCT	FTM-FTA	- REBOUNDS -			AVG	AST	PF-D	STL	TO	BLK	PTS	AVG	HI	
							PCT	OFF	DEF										TOT
97-98	5-0	73	14.6	17-45	.378	3-3	1.00	8	16	24	4.8	3	19-1	1	10	0	37	7.4	13

Three-point FG: None Attempted.

THOMAS, TIM #7

6-10 FORWARD • VILLANOVA '97 • BORN 2/26/77 • SIGNED BY DALLAS AS A FREE AGENT 7/28/09 • COMPLETED CONTRACT 5/09 • RE-SIGNED ON 8/16/10 • WAIVED 9/27/10

YEAR	GP-GS	MIN	AVG	FGM-FGA	PCT	FTM-FTA	- REBOUNDS -			AVG	AST	PF-D	STL	TO	BLK	PTS	AVG	HI	
							PCT	OFF	DEF										TOT
09-10	18-1	285	15.8	49-106	.462	21-24	.875	13	28	41	2.3	14	31	10	14	2	135	7.5	23

Three-point FG: 16-43 (.372)

THOMAS, CORNY #25

6-8 FORWARD • D-1982 3RD RND (50TH OVERALL) • CONNECTICUT '82 • BORN 2/5/60 • WAIVED 12/8/83 (HAD BEEN ON INJURED LIST)

YEAR	GP-GS	MIN	AVG	FGM-FGA	PCT	FTM-FTA	- REBOUNDS -			AVG	AST	PF-D	STL	TO	BLK	PTS	AVG	HI	
							PCT	OFF	DEF										TOT
82-83	44-2	520	11.8	43-137	.314	36-46	.783	41	79	120	2.7	34	92-0	12	31	7	122	2.8	9

Three-point FG: None Attempted.



**TRENT, GARY #33**

6-8 FORWARD • OHIO '96 • BORN 9/22/74 • FREE AGENT SIGNEE 1/23/99 • RE-SIGNED 8/27/99 • RE-SIGNED 8/1/00 • COMPLETED CONTRACT 5/01

YEAR	GP-GS	MIN	AVG	FGM-FGA	PCT	FTM-FTA	PCT	- REBOUNDS -			PF-D	STL	TO	BLK	PTS	AVG	HI		
								OFF	DEF	TOT									
98-99	45-23	1362	30.3	287-602	.477	145-235	.617	127	224	351	7.8	77	122-1	29	66	23	719	16.0	33
99-00	11-11	301	27.4	70-142	.493	11-21	.524	20	32	52	4.7	22	28-0	8	25	3	151	13.7	22
00-01	33-4	319	9.7	57-130	.438	19-36	.528	39	53	92	2.8	10	52-0	13	22	8	133	4.0	10
TOT	89-38	1982	22.3	414-874	.474	175-292	.599	186	309	495	5.6	109	202-1	50	113	34	1003	11.3	33

Three-point FG: '98-99, 0-5 (.000); '99-00, 0-2 (.000); '00-01, 0-1 (.000). Total, 0-8 (.000)

TURNER, ELSTON #33

6-5 GUARD • D-1981 2ND RND (43RD OVERALL) • MISSISSIPPI '81 • BORN 6/10/59 • SIGNED AS A FREE AGENT BY DENVER. DALLAS RECEIVED HOWARD CARTER FOR NOT EXERCISING RIGHT OF FIRST REFUSAL 8/23/84

YEAR	GP-GS	MIN	AVG	FGM-FGA	PCT	FTM-FTA	PCT	- REBOUNDS -			PF-D	STL	TO	BLK	PTS	AVG	HI		
								OFF	DEF	TOT									
81-82	80-62	1996	25.0	282-639	.441	97-138	.703	143	158	301	3.8	189	182-1	75	116	2	661	8.3	19
82-83	59-16	879	14.9	96-238	.403	20-30	.667	68	84	152	2.6	88	75-0	47	59	0	214	3.6	14
83-84	47-1	536	11.4	54-150	.360	28-34	.824	42	51	93	2.0	59	40-0	26	29	0	137	2.9	12
TOT	186-79	3411	18.3	432-1027	.421	145-202	.718	253	293	546	2.9	336	297-1	148	204	2	1012	5.4	19

THREE-POINT FG: '81-82, 0-4 (.000); '82-83, 2-3 (.667); '83-84, 1-9 (.111). TOTAL, 3-16 (.188).

NBA PLAYOFF STATISTICS

YEAR	GP-GS	MIN	AVG	FGM-FGA	PCT	FTM-FTA	PCT	OFF	DEF	TOT	AVG	AST	PF-D	STL	TO	BLK	PTS	AVG	HI
83-84	8-0	53	6.6	7-20	.350	0-0	-	5	5	10	1.3	8	4-0	6	3	1	14	1.8	8

Three-point FG: None Attempted.

TYLER, TERRY #41

6-7 FORWARD • DETROIT '78 • BORN 10/30/56 • FREE AGENT SIGNEE 11/1/88 • COMPLETED CONTRACT

YEAR	GP-GS	MIN	AVG	FGM-FGA	PCT	FTM-FTA	PCT	- REBOUNDS -			PF-D	STL	TO	BLK	PTS	AVG	HI		
								OFF	DEF	TOT									
88-89	70-11	1057	15.1	169-360	.469	47-62	.758	74	135	209	3.0	40	90-0	24	51	39	386	5.5	20

Three-point FG: 1-9 (.111)

UPSHAW, KELVIN #5

6-2 GUARD • UTAH '86 • BORN 1/24/63 • FREE AGENT SIGNEE 1/6/90 • RELEASED FROM SECOND 10-DAY CONTRACT 1/22/90 • FREE AGENT SIGNEE 10/1/90 • WAIVED 10/27/90 • FREE AGENT SIGNEE 11/12/90 • WAIVED 12/24/90 • SIGNED FIRST OF TWO 10-DAY CONTRACTS 1/9/91 • SIGNED FOR REST OF SEASON 1/19/91 • COMPLETED CONTRACT 4/91

YEAR	GP-GS	MIN	AVG	FGM-FGA	PCT	FTM-FTA	PCT	- REBOUNDS -			PF-D	STL	TO	BLK	PTS	AVG	HI		
								OFF	DEF	TOT									
89-90	3-0	4	1.3	1-3	.333	0-0	-	0	0	0	0.0	0	0-0	0	0	0	2	0.7	2
90-91	48-1	514	10.7	104-231	.450	55-64	.859	20	35	55	1.8	86	77-0	28	39	5	270	5.6	19
TOT	51-1	518	10.2	105-234	.449	55-64	.859	20	35	55	1.7	86	77-0	28	39	5	272	5.3	19

Three-point FG: '89-90, 0-1 (.000); '90-91, 7-29 (.241). Total, 7-30 (.233)

UTHOFF, JARROD #19

6-10 FORWARD • IOWA • BORN 5/19/93 • SIGNED TO A 10-DAY CONTRACT 3/9/17 • SIGNED TO A SECOND 10-DAY CONTRACT 3/19/17 • SIGNED TO A MULTI-YEAR DEAL 3/29/17 • TRADED TO HOUSTON FOR CASH CONSIDERATIONS 6/29/17

YEAR	GP-GS	MIN	AVG	FGM-FGA	PCT	FTM-FTA	PCT	- REBOUNDS -			PF-D	STL	TO	BLK	PTS	AVG	HI		
								OFF	DEF	TOT									
16-17	9-0	115	12.8	16-38	.421	5-7	.714	8	14	22	2.4	9	8-0	2	3	4	40	4.4	12

Three-point FG: 3-9 (.333)

VAN EXEL, NICK #31

6-1 GUARD • CINCINNATI '93 • BORN 11/27/71 • ACQUIRED FROM DENVER WITH TARIQ ABDUL-WAHAD, AVERY JOHNSON AND RAEF LAFRENTZ FOR TIM HARDAWAY, DONNELL HARVEY, JUWAN HOWARD AND A 2002 FIRST-ROUND PICK 2/21/02 • TRADED TO GOLDEN STATE WITH AVERY JOHNSON, POPEYE JONES AND ANTOINE RIGAUDEAU FOR DANNY FORTSON, ANTAWN JAMISON, CHRIS MILLS AND JIRI WELSCH 8/18/03

YEAR	GP-GS	MIN	AVG	FGM-FGA	PCT	FTM-FTA	PCT	- REBOUNDS -			PF-D	STL	TO	BLK	PTS	AVG	HI		
								OFF	DEF	TOT									
01-02	27-2	757	28.0	129-314	.411	65-77	.844	9	76	85	3.1	113	35-0	14	40	4	357	13.2	27
02-03	73-1	2026	27.8	342-831	.412	108-142	.761	35	173	208	2.8	312	86-1	43	122	4	910	12.5	35
TOT	100-3	2783	27.8	471-1145	.411	173-219	.790	44	249	293	2.9	425	121-1	57	162	8	1267	12.7	35

THREE-POINT FG: '01-02, 34-98 (.347); '02-03, 118-312 (.378). TOTAL, 152-410 (.371)

NBA PLAYOFF STATISTICS

YEAR	GP-GS	MIN	AVG	FGM-FGA	PCT	FTM-FTA	PCT	OFF	DEF	TOT	AVG	AST	PF-D	STL	TO	BLK	PTS	AVG	HI
01-02	8-1	264	33.0	37-101	.366	8-12	.667	7	17	24	3.0	31	26-0	8	12	0	89	11.1	19
02-03	20-3	672	33.6	150-326	.460	45-64	.703	18	50	68	3.4	82	47-0	12	39	0	389	19.5	40
TOT	28-4	736	26.3	187-427	.434	53-76	.697	25	67	92	3.3	113	73-0	20	51	0	478	17.1	40

THREE-POINT FG: '01-02, 7-34 (.206); '02-03, 44-112 (.393). TOTAL, 51-146 (.349)



**VAN HORN, KEITH #2**

6-10 FORWARD • UTAH • BORN 10/23/75 • ACQUIRED FROM MILWAUKEE FOR CALVIN BOOTH, ALAN HENDERSON AND CASH CONSIDERATIONS 2/24/05 • COMPLETED CONTRACT 6/30/06

YEAR	GP-GS	MIN	AVG	FGM-FGA	PCT	FTM-FTA	- REBOUNDS -			AVG	AST	PF-D	STL	TO	BLK	PTS	AVG	HI	
							PCT	OFF	DEF										
04-05	29-3	684	23.6	129-279	.462	72-92	.783	34	95	129	4.4	34	88-1	15	34	10	354	12.2	24
05-06	53-0	1090	20.6	164-387	.424	94-113	.832	54	138	192	3.6	37	121-1	31	71	11	472	8.9	23
TOT	82-3	1774	21.6	293-666	.440	166-205	.810	88	233	321	3.9	71	209-2	46	105	21	826	10.1	24

THREE-POINT FG: '04-05, 24-64 (.375); '05-06, 50-136 (.368). TOTAL, 74-200 (.370)

YEAR	GP-GS	MIN	AVG	FGM-FGA	PCT	FTM-FTA	NBA PLAYOFF STATISTICS			AVG	AST	PF-D	STL	TO	BLK	PTS	AVG	HI	
							PCT	OFF	DEF										
04-05	3-0	33	11.0	7-15	.467	8-9	.889	3	3	6	2.0	1	6-0	1	1	0	22	7.3	13
05-06	14-3	172	12.3	20-59	.339	3-3	1.000	8	24	32	2.3	2	24-1	0	6	4	51	3.6	10
TOT	17-3	205	12.1	27-74	.365	11-12	.912	11	27	38	2.2	3	30-1	1	7	4	73	4.3	13

THREE-POINT FG: '04-05, 0-4 (.004); '05-06, 8-28 (.286). TOTAL, 8-32 (.250)

VAUGHT, LOY #35

6-7 FORWARD • MICHIGAN '90 • BORN 2/27/68 • ACQUIRED FROM DETROIT FOR DANA BARROS AND ANSU SESAY 10/16/00 • TRADED WITH CHRISTIAN LAETTNER, COURTNEY ALEXANDER, HUBERT DAVIS, ETAN THOMAS AND CASH TO WASHINGTON FOR JUWAN HOWARD, CALVIN BOOTH AND OBINNA EKEZIE 2/22/01

YEAR	GP-GS	MIN	AVG	FGM-FGA	PCT	FTM-FTA	- REBOUNDS -			AVG	AST	PF-D	STL	TO	BLK	PTS	AVG	HI	
							PCT	OFF	DEF										
00-01	37-1	392	10.6	55-121	.455	4-6	.667	35	88	123	3.3	16	61-0	15	18	5	114	3.1	10

Three-point FG: None Attempted.

VIANNA, JOÃO #31

6-9 FORWARD • TRABAJARA (BRAZIL) UNIV. • BORN 11/15/66 • FREE AGENT SIGNEE 10/3/91 • WAIVED 11/12/91

YEAR	GP-GS	MIN	AVG	FGM-FGA	PCT	FTM-FTA	- REBOUNDS -			AVG	AST	PF-D	STL	TO	BLK	PTS	AVG	HI	
							PCT	OFF	DEF										
91-92	1-0	9	9.0	1-2	.500	0-0	-	0	0	0	0.0	2	3-0	0	1	0	2	2.0	2

Three-point FG: None Attempted.

VILLANUEVA, CHARLIE #3

6-11 FORWARD • CONNECTICUT • BORN 8/24/84 • FREE AGENT SIGNEE 9/23/14 • RE-SIGNED 8/6/15 • COMPLETED CONTRACT 6/30/16

YEAR	GP-GS	MIN	AVG	FGM-FGA	PCT	FTM-FTA	- REBOUNDS -			AVG	AST	PF-D	STL	TO	BLK	PTS	AVG	HI	
							PCT	OFF	DEF										
14-15	64-1	678	10.6	150-362	.414	20-35	.571	30	119	149	2.3	19	64-0	15	28	22	403	6.3	26
15-16	62-4	665	10.7	125-327	.382	22-24	.917	24	128	152	2.5	24	71-0	18	31	15	319	5.1	19
TOT	126-5	1343	10.7	275-689	.399	42-59	.712	54	247	301	2.4	43	135-0	33	59	37	722	5.7	26

Three-point FG: '14-15, 83-221 (.376); '15-16, 47-172 (.273). Total, 130-393 (.331)

YEAR	GP-GS	MIN	AVG	FGM-FGA	PCT	FTM-FTA	NBA PLAYOFF STATISTICS			AVG	AST	PF-D	STL	TO	BLK	PTS	AVG	HI	
							PCT	OFF	DEF										
14-15	5-0	43	8.7	11-25	.440	0-0	-	4	9	13	2.6	3	10-0	1	0	1	30	6.0	8
15-16	4-0	20	5.1	3-12	.250	2-2	1.000	0	2	2	0.5	1	2-0	0	1	0	9	2.3	7
TOT	9-0	63	7.0	14-37	.378	2-2	1.000	4	11	15	1.7	4	12-0	1	1	1	39	4.3	8

Three-point FG: '14-15, 8-19 (.421); '15-16, 1-5 (.200). Total, 9-24 (.375)

VINCENT, JAY #31

6-7 FORWARD • D-1981 2ND RND (24TH OVERALL) • MICHIGAN STATE '81 • BORN 6/10/59 • TRADED TO WASHINGTON FOR 1990 FIRST-ROUND CHOICE 9/3/86

YEAR	GP-GS	MIN	AVG	FGM-FGA	PCT	FTM-FTA	- REBOUNDS -			AVG	AST	PF-D	STL	TO	BLK	PTS	AVG	HI	
							PCT	OFF	DEF										
81-82	81-62	2626	32.4	719-1448	.497	293-409	.716	182	383	565	7.0	176	308-8	89	194	22	1732	21.4	41
82-83	81-73	2726	33.7	622-1272	.489	269-343	.784	217	375	592	7.3	212	295-4	70	188	45	1513	18.7	32
83-84	61-5	1421	23.3	252-579	.435	168-215	.781	81	166	247	4.0	114	159-1	30	113	10	672	11.0	33
84-85	79-47	2543	32.2	545-1138	.479	351-420	.836	185	519	704	8.9	169	226-0	48	170	22	1441	18.2	39
85-86	80-3	1994	24.9	442-919	.481	222-274	.810	107	261	368	4.6	180	193-2	66	145	21	1106	13.8	31
TOT	382-190	11310	29.6	2580-5356	.482	1303-1661	.784	772	1704	2476	6.5	851	1181-15	303	810	120	6464	16.9	41

THREE-POINT FG: '81-82, 1-4 (.250); '82-83, 0-3 (.000); '83-84, 0-1 (.000); '84-85, 0-4 (.000); '85-86, 0-3 (.000). TOTAL, 1-15 (.067)

YEAR	GP-GS	MIN	AVG	FGM-FGA	PCT	FTM-FTA	NBA PLAYOFF STATISTICS			AVG	AST	PF-D	STL	TO	BLK	PTS	AVG	HI	
							PCT	OFF	DEF										
83-84	10-10	353	35.3	48-124	.387	56-62	.903	29	41	70	7.0	19	36-1	7	25	1	152	15.2	21
84-85	4-2	134	33.5	20-56	.357	22-29	.759	9	13	22	5.5	3	16-0	6	11	3	62	15.5	23
85-86	10-0	204	20.4	38-99	.384	30-34	.882	15	24	39	3.9	15	19-0	4	17	1	106	10.6	18
TOT	24-12	691	28.8	106-279	.380	108-125	.864	53	78	131	5.5	37	71-1	17	53	5	320	13.3	23

THREE-POINT FG: '83-84, 0-1 (.000); '84-85, NONE ATTEMPTED; '85-86, NONE ATTEMPTED. TOTAL, 0-1 (.000)

WADE, MARK #10

5-11 GUARD • NEVADA-LAS VEGAS '87 • BORN 10/15/65 • FREE AGENT SIGNEE 4/9/90 • RELEASED FROM 10-DAY CONTRACT 4/17/90

YEAR	GP-GS	MIN	AVG	FGM-FGA	PCT	FTM-FTA	- REBOUNDS -			AVG	AST	PF-D	STL	TO	BLK	PTS	AVG	HI
							PCT	OFF	DEF									
89-90	1-0	3	3.0	0-0	-	0-0	-	0	0	0	2.0	2	0-0	0	0	0	0.0	0

Three-point FG: None Attempted.



**WALKER, ANTOINE #8**

6-9 FORWARD • KENTUCKY '96 • BORN 8/12/76 • ACQUIRED WITH TONY DELK FROM BOSTON FOR RAEF LAFRENTZ, JIRI WELSCH, CHRIS MILLS AND A FIRST-ROUND PICK 10/20/03 • TRADED TO ATLANTA WITH TONY DELK FOR ALAN HENDERSON, JASON TERRY AND A FIRST-ROUND PICK 8/4/04

YEAR	GP-GS	MIN	AVG	FGM-FGA	PCT	FTM-FTA	PCT	- REBOUNDS -			AVG	AST	PF-D	STL	TO	BLK	PTS	AVG	HI
								OFF	DEF	TOT									
03-04	82-82	2840	34.6	483-1129	.428	103-186	.554	198	486	684	8.3	369	212-3	65	202	65	1151	14.0	30

THREE-POINT FG: 82-305 (.269)

YEAR	GP-GS	MIN	AVG	FGM-FGA	PCT	FTM-FTA	PCT	NBA PLAYOFF STATISTICS			AVG	AST	PF-D	STL	TO	BLK	PTS	AVG	HI
								OFF	DEF	TOT									
03-04	5-5	140	28.0	22-61	.361	4-7	.571	23	27	50	10.0	12	13-0	6	9	3	49	9.8	15

THREE-POINT FG: 1-10 (.100)

WALKER, SAMAKI #52

6-9 FORWARD • D-1996 1ST RND (9TH OVERALL) • LOUISVILLE '98 • BORN 2/25/76 • COMPLETED CONTRACT 5/99

YEAR	GP-GS	MIN	AVG	FGM-FGA	PCT	FTM-FTA	PCT	- REBOUNDS -			AVG	AST	PF-D	STL	TO	BLK	PTS	AVG	HI
								OFF	DEF	TOT									
96-97	43-12	602	14.0	83-187	.444	48-74	.649	47	100	147	3.4	17	71-0	15	39	22	214	5.0	13
97-98	41-19	1027	25.0	156-321	.486	53-97	.546	96	206	302	7.4	24	127-2	30	61	40	365	8.9	26
98-99	39-2	568	14.6	88-190	.463	53-98	.541	46	97	143	3.7	6	87-3	9	37	16	229	5.9	16
TOT	123-33	2197	17.9	327-698	.468	154-269	.572	189	403	592	4.8	47	285-5	54	137	78	808	6.6	26

THREE-POINT FG: '96-97, 0-1 (.000); '97-98, 0-1 (.000); '98-99, 0-1 (0.00). TOTAL, 0-3 (.000)

WANG, ZHIZHI #10

7-1 FORWARD/CENTER • CHINA • BORN 7/8/77 • FREE AGENT SIGNEE 4/4/01 • SIGNED OFFER SHEET WITH L.A. CLIPPERS 10/2/02

YEAR	GP-GS	MIN	AVG	FGM-FGA	PCT	FTM-FTA	PCT	- REBOUNDS -			AVG	AST	PF-D	STL	TO	BLK	PTS	AVG	HI
								OFF	DEF	TOT									
00-01	5-0	38	7.6	8-19	.421	8-10	.800	1	6	7	1.4	0	8-0	0	1	0	24	4.8	13
01-02	55-0	600	10.9	109-248	.440	42-57	.737	19	92	111	2.0	22	84-0	11	25	18	308	5.6	18
TOT	60-0	638	10.6	117-267	.438	50-67	.746	20	98	118	1.9	22	92-0	11	26	18	332	5.5	18

THREE-POINT FG: '00-01, 0-2 (.000); '01-02, 48-116 (.414). TOTAL, 48-118 (.407)

YEAR	GP-GS	MIN	AVG	FGM-FGA	PCT	FTM-FTA	PCT	NBA PLAYOFF STATISTICS			AVG	AST	PF-D	STL	TO	BLK	PTS	AVG	HI
								OFF	DEF	TOT									
00-01	5-0	23	4.6	3-8	.375	3-3	1.000	0	2	2	0.4	1	1-0	1	1	10	2.0	7	
01-02	8-0	44	5.5	7-16	.438	3-6	.500	5	3	8	1.0	3	11-0	0	0	1	20	2.5	7
TOT	13-0	67	5.2	10-24	.417	6-9	.667	5	5	10	0.8	4	12-0	1	1	2	30	2.3	7

THREE-POINT FG: '00-01, 1-2 (.500); '01-02, 3-6 (.500). TOTAL, 4-8 (.500)

WARNEY, JAMEEL #32

6-8 FORWARD • STONY BROOK • BORN 1/31/94 • SIGNED TO A 10-DAY CONTRACT 3/11/18 • COMPLETED 10-DAY CONTRACT 3/20/18

YEAR	GP-GS	MIN	AVG	FGM-FGA	PCT	FTM-FTA	PCT	- REBOUNDS -			AVG	AST	PF-D	STL	TO	BLK	PTS	AVG	HI
								OFF	DEF	TOT									
17-18	3-0	27	8.9	7-12	.583	3-5	.600	4	5	9	3.0	0	2-0	0	1	0	17	5.7	8

Three-point FG: None Attempted.

WASHINGTON, RICHARD #31

6-11 FORWARD • DISPERSAL CHOICE FROM MILWAUKEE • UCLA '77 • BORN 7/15/55 • TRADED TO CLEVELAND WITH JEROME WHITEHEAD FOR BILL ROBINZINE, ATLANTA'S 1983 FIRST AND CLEVELAND'S 1986 FIRST-ROUND CHOICE 10/30/80

YEAR	GP-GS	MIN	AVG	FGM-FGA	PCT	FTM-FTA	PCT	- REBOUNDS -			AVG	AST	PF-D	STL	TO	BLK	PTS	AVG	HI
								OFF	DEF	TOT									
80-81	11-7	307	27.9	51-117	.436	17-23	.739	25	59	84	7.6	16	37-0	5	21	7	119	10.8	24

Three-point FG: None Attempted.

WATSON, JAMIE #3

6-7 GUARD/FORWARD • SOUTH CAROLINA '94 • BORN 2/23/72 • SIGNED 10-DAY CONTRACT 3/11/97 • SIGNED SECOND 10-DAY CONTRACT 3/21/97 • RELEASED 3/31/97

YEAR	GP-GS	MIN	AVG	FGM-FGA	PCT	FTM-FTA	PCT	- REBOUNDS -			AVG	AST	PF-D	STL	TO	BLK	PTS	AVG	HI
								OFF	DEF	TOT									
96-97	10-6	211	21.1	20-47	.426	2-4	.500	14	15	29	2.9	23	18-0	11	15	2	45	4.5	10

THREE-POINT FG: 3-9 (.333)



**WENNINGTON, BILL #23**

7-0 FORWARD/CENTER • D-1985 1ST RND (16TH OVERALL) • ST. JOHN'S '85 • BORN 4/26/63 • TRADED TO SACRAMENTO WITH INDIANA'S 1990 FIRST AND DALLAS' 1990 FIRST FOR RODNEY MCCRAY AND TWO SECOND-ROUND CHOICES 6/26/90

YEAR	GP-GS	MIN	AVG	FGM-FGA	PCT	FTM-FTA	- REBOUNDS -			AVG	AST	PF-D	STL	TO	BLK	PTS	AVG	HI	
							PCT	OFF	DEF										TOT
85-86	56-3	562	10.0	72-153	.471	45-62	.726	32	100	132	2.4	21	83-0	11	21	22	189	3.4	15
86-87	58-0	560	9.7	56-132	.424	45-60	.750	53	76	129	2.2	24	95-0	13	39	10	157	2.7	10
87-88	30-0	125	4.2	25-49	.510	12-19	.632	14	25	39	1.3	4	33-0	5	9	9	63	2.1	10
88-89	65-9	1074	16.5	119-275	.433	61-82	.744	82	204	286	4.4	46	211-3	16	54	35	300	4.6	21
89-90	60-2	814	13.6	105-234	.449	60-75	.800	64	134	198	3.3	41	144-2	20	50	21	270	4.5	14
TOT	269-14	3135	11.7	377-843	.447	223-298	.748	245	539	784	2.9	136	566-5	65	173	97	979	3.6	21

THREE-POINT FG: '85-86, 0-4 (.000); '86-87, 0-2 (.000); '87-88, 1-2 (.500); '88-89, 1-9 (.111); '89-90, 0-4 (.000). TOTAL, 2-21 (.095)

NBA PLAYOFF STATISTICS

YEAR	GP-GS	MIN	AVG	FGM-FGA	PCT	FTM-FTA	- REBOUNDS -			AVG	AST	PF-D	STL	TO	BLK	PTS	AVG	HI	
							PCT	OFF	DEF										TOT
85-86	6-0	18	3.0	2-6	.333	2-2	1.000	4	1	5	0.8	0	4-0	0	0	7	1.2	3	
86-87	4-0	47	11.8	6-12	.500	3-5	.600	4	6	10	2.5	4	9-0	0	3	3	15	3.8	10
87-88	6-0	14	2.3	0-4	.000	0-0	-	3	1	4	0.7	1	5-0	1	1	0	0	0.0	0
89-90	3-0	25	8.3	1-5	.200	0-0	-	0	3	3	1.0	1	5-0	0	2	1	2	0.7	2
TOT	9-0	104	5.5	9-27	.333	5-7	.714	11	11	22	1.2	6	23-0	1	6	4	24	1.3	10

THREE-POINT FG: '85-86, 1-1 (1.000); '86-87, NONE ATTEMPTED; '87-88, NONE ATTEMPTED; '89-90, NONE ATTEMPTED. TOTAL, 1-1 (1.000)

WEST, MARK #45

6-10 CENTER • D-1983 2ND RND (30TH OVERALL) • OLD DOMINION '83 • BORN 11/5/60 • WAIVED 10/23/84

YEAR	GP-GS	MIN	AVG	FGM-FGA	PCT	FTM-FTA	- REBOUNDS -			AVG	AST	PF-D	STL	TO	BLK	PTS	AVG	HI	
							PCT	OFF	DEF										TOT
83-84	34-0	202	5.9	15-42	.357	7-22	.318	19	27	46	1.4	13	55-0	1	12	15	37	1.1	6

Three-point FG: None Attempted.

NBA PLAYOFF STATISTICS

YEAR	GP-GS	MIN	AVG	FGM-FGA	PCT	FTM-FTA	- REBOUNDS -			AVG	AST	PF-D	STL	TO	BLK	PTS	AVG	HI	
							PCT	OFF	DEF										TOT
83-84	4-0	32	8.0	5-9	.556	2-3	.667	0	7	7	1.8	3	11-1	0	3	3	12	3.0	5

Three-point FG: None Attempted.

WELLS, BUBBA #35

6-5 FORWARD/GUARD • D-1997 2ND RND (35TH OVERALL) • AUSTIN PEAY '97 • BORN 7/26/74 • TRADED TO PHOENIX WITH MARTIN MÜRSEPP, THE DRAFT RIGHTS TO PAT GARRITY AND A FUTURE DRAFT CHOICE FOR STEVE NASH 6/24/98

YEAR	GP-GS	MIN	AVG	FGM-FGA	PCT	FTM-FTA	- REBOUNDS -			AVG	AST	PF-D	STL	TO	BLK	PTS	AVG	HI	
							PCT	OFF	DEF										TOT
97-98	39-2	395	10.1	48-116	.414	31-43	.721	22	46	68	1.7	34	40-1	15	31	4	128	3.3	21

THREE-POINT FG: '97-98, 1-6 (.167)

WEST, DELONTE #13

6-4 GUARD • SAINT JOSEPH'S '04 • BORN 7/26/83 • FREE AGENT SIGNEE 12/13/11 • WAIVED 10/29/12

YEAR	GP-GS	MIN	AVG	FGM-FGA	PCT	FTM-FTA	- REBOUNDS -			AVG	AST	PF-D	STL	TO	BLK	PTS	AVG	HI	
							PCT	OFF	DEF										TOT
11-12	44-33	1060	24.1	166-360	.461	62-70	.886	13	88	101	2.3	139	67-0	58	76	11	421	9.6	25

Three-point FG: '11-12: 27-76 (.355).

NBA PLAYOFF STATISTICS

YEAR	GP-GS	MIN	AVG	FGM-FGA	PCT	FTM-FTA	- REBOUNDS -			AVG	AST	PF-D	STL	TO	BLK	PTS	AVG	HI	
							PCT	OFF	DEF										TOT
07-08	4-0	88	22.0	11-26	.423	5-5	1.000	2	5	7	1.8	8	5-0	3	3	0	30	7.5	13

Three-point FG: '11-12: 3-6 (.500).

WHITE, RANDY #33 (1989-94), #52 (1992-93)

6-8 FORWARD • D-1989 1ST RND (8TH OVERALL) • LOUISIANA TECH '89 • BORN 11/4/67 • RIGHTS RENOUNCED 9/2/94

YEAR	GP-GS	MIN	AVG	FGM-FGA	PCT	FTM-FTA	- REBOUNDS -			AVG	AST	PF-D	STL	TO	BLK	PTS	AVG	HI	
							PCT	OFF	DEF										TOT
89-90	55-21	707	12.9	93-252	.369	50-89	.562	78	95	173	3.1	21	124-0	24	47	6	237	4.3	18
90-91	79-29	1901	24.1	265-665	.398	159-225	.707	173	331	504	6.4	63	308-6	81	131	44	695	8.8	24
91-92	65-12	1021	15.7	145-382	.380	124-162	.765	96	140	236	3.6	31	157-1	31	68	22	418	6.4	20
92-93	64-20	1433	22.4	235-540	.435	138-184	.750	154	216	370	5.8	49	226-4	63	108	45	618	9.7	31
93-94	18-31	320	17.8	45-112	.402	19-33	.576	30	53	83	4.6	11	46-0	10	18	10	115	6.4	17
TOT	281-661	5382	19.2	783-1951	.401	490-693	.707	531	835	1366	4.9	175	861-11	209	372	127	2083	7.4	31

THREE-POINT FG: '89-90, 1-14 (.071); '90-91, 6-37 (.162); '91-92, 4-27 (.148); '92-93, 10-42 (.238); '93-94, 6-20 (.300). TOTAL, 27-140 (.193)

NBA PLAYOFF STATISTICS

YEAR	GP-GS	MIN	AVG	FGM-FGA	PCT	FTM-FTA	- REBOUNDS -			AVG	AST	PF-D	STL	TO	BLK	PTS	AVG	HI
							PCT	OFF	DEF									
89-90	1-0	2	2.0	0-0	-	0-0	-	0	0	0	0.0	0	0-0	0	0	0	0.0	0

Three-point FG: None Attempted.





WHITEHEAD, JEROME #54

6-10 FORWARD/CENTER • DISPERSAL CHOICE FROM UTAH • MARQUETTE '78 • BORN 11/30/56 • TRADED TO CLEVELAND WITH RICHARD WASHINGTON FOR BILL ROBINZINE, ATLANTA'S 1983 FIRST AND CLEVELAND'S 1986 FIRST-ROUND CHOICE 10/30/80

YEAR	GP-GS	MIN	AVG	FGM-FGA	PCT	FTM-FTA	PCT	- REBOUNDS -			AVG	AST	PF-D	STL	TO	BLK	PTS	AVG	HI
								OFF	DEF	TOT									
80-81	7-4	118	16.9	16-38	.421	5-11	.455	8	20	28	4.0	2	16-0	4	11	1	37	5.3	14

Three-point FG: None Attempted.

WILEY, MORLON #20

6-4 GUARD • D-1988 2ND RND (46TH OVERALL) • LONG BEACH STATE '88 • BORN 9/24/66 • CHOSEN BY ORLANDO IN EXPANSION DRAFT 6/15/89 • SIGNED 10-DAY CONTRACT 2/16/93 • SIGNED FOR REMAINDER OF SEASON 3/8/93 • SIGNED ONE-YEAR CONTRACT 10/7/93 • WAIVED 11/2/93 • SIGNED FOR REMAINDER OF SEASON 3/31/94 • SIGNED ONE-YEAR CONTRACT 10/6/94 • TRADED TO HOUSTON WITH 1995 SECOND-ROUND CHOICE FOR SCOTT BROOKS 2/23/95

YEAR	GP-GS	MIN	AVG	FGM-FGA	PCT	FTM-FTA	PCT	- REBOUNDS -			AVG	AST	PF-D	STL	TO	BLK	PTS	AVG	HI
								OFF	DEF	TOT									
88-89	51-1	408	8.0	46-114	.404	13-16	.813	13	34	47	1.5	176	61-0	25	34	6	111	2.2	10
92-93	33-13	641	19.4	70-173	.405	12-18	.667	20	36	56	3.0	100	78-2	39	51	1	191	5.8	15
93-94	12-0	124	10.3	6-21	.286	0-0	—	0	6	6	1.3	16	17-0	13	11	0	14	1.2	5
94-95	38-2	407	10.7	47-111	.423	7-10	.700	6	33	39	1.8	69	44-0	21	19	1	130	3.4	14
TOT	134-16	1580	11.8	169-419	.403	32-44	.727	39	109	148	1.9	261	200-2	98	115	8	446	3.3	15

Three-point FG: '88-89, 6-24 (.250); '92-93, 39-103 (.379); '93-94, 2-6 (.333); '94-95, 29-75 (.387). Total, 76-208 (.365)

WILLIAMS, DERON #8

6-3 GUARD • ILLINOIS • BORN 6/26/84 • FREE AGENT SIGNEE 7/14/15 • RE-SIGNED 7/8/16 • WAIVED 2/23/17

YEAR	GP-GS	MIN	AVG	FGM-FGA	PCT	FTM-FTA	PCT	- REBOUNDS -			AVG	AST	PF-D	STL	TO	BLK	PTS	AVG	HI
								OFF	DEF	TOT									
15-16	65-63	2106	32.4	321-775	.414	179-206	.869	19	171	190	2.9	378	155-0	61	150	14	918	14.1	31
16-17	40-40	1171	29.3	195-453	.430	69-84	.821	13	89	102	2.6	274	96-1	25	98	2	522	13.1	25
TOT	105-103	3277	31.2	516-1228	.420	248-290	.855	32	260	292	2.8	652	251-1	86	248	16	1440	13.7	31

Three-point FG: '15-16, 97-282 (.344); '16-17, 63-181 (.348). Total, 160-463 (.346)

NBA PLAYOFF STATISTICS

YEAR	GP-GS	MIN	AVG	FGM-FGA	PCT	FTM-FTA	PCT	OFF	DEF	TOT	AVG	AST	PF-D	STL	TO	BLK	PTS	AVG	HI
15-16	3-3	49	16.4	6-18	.333	0-0	—	0	2	2	0.7	8	6-0	1	7	0	15	5.0	13

Three-point FG: 3-7 (.429)

WILLIAMS, HERB #32

6-11 FORWARD/CENTER • OHIO STATE '81 • BORN 2/16/58 • ACQUIRED FROM INDIANA FOR DETLEF SCHREMPF AND DALLAS' 1990 SECOND-ROUND CHOICE 2/21/89 • COMPLETED CONTRACT 4/92

YEAR	GP-GS	MIN	AVG	FGM-FGA	PCT	FTM-FTA	PCT	- REBOUNDS -			AVG	AST	PF-D	STL	TO	BLK	PTS	AVG	HI
								OFF	DEF	TOT									
88-89	30-20	903	30.1	78-197	.396	43-68	.632	48	149	197	6.6	36	80-2	15	41	54	199	6.6	15
89-90	81-19	2199	27.1	295-665	.444	108-159	.679	76	315	391	4.8	119	243-4	51	106	106	700	8.6	21
90-91	60-36	1832	30.5	332-655	.507	83-130	.638	86	271	357	6.0	95	197-3	30	113	88	747	12.5	31
91-92	75-26	2040	27.2	367-851	.431	124-171	.725	106	348	454	6.1	94	189-2	35	114	98	859	11.5	26
TOT	246-101	6974	28.3	1072-2368	.453	358-528	.678	316	1083	1399	5.7	344	709-11	131	374	346	2505	10.2	31

THREE-POINT FG: '88-89, 0-2 (.000); '89-90, 2-9 (.222); '90-91, 0-4 (.000); '91-92, 1-6 (.167). TOTAL, 3-21 (.143)

NBA PLAYOFF STATISTICS

YEAR	GP-GS	MIN	AVG	FGM-FGA	PCT	FTM-FTA	PCT	OFF	DEF	TOT	AVG	AST	PF-D	STL	TO	BLK	PTS	AVG	HI
89-90	3-0	81	27.0	14-23	.609	13-16	.813	4	9	13	4.3	5	16-1	1	3	2	41	13.7	17

Three-point FG: None Attempted.

WILLIAMS, JOHN "HOT ROD" #18

6-11 CENTER • TULANE '85 • BORN 8/9/62 • FREE AGENT SIGNEE 1/22/99 • TRADED TO BOSTON WITH ROBERT PACK AND CASH FOR DANA BARROS (PART OF 4-TEAM, 9-PLAYER TRADE) 8/16/00

YEAR	GP-GS	MIN	AVG	FGM-FGA	PCT	FTM-FTA	PCT	- REBOUNDS -			AVG	AST	PF-D	STL	TO	BLK	PTS	AVG	HI
								OFF	DEF	TOT									
98-99	25-11	403	16.1	11-33	.333	7-10	.700	36	47	83	3.3	15	49-0	13	13	18	29	1.2	6
99-00																			

THREE-POINT FG: NONE ATTEMPTED Three-point FG: None Attempted.

WILLIAMS, LORENZO #44

6-9 CENTER/FORWARD • STETSON '91 • BORN 7/15/69 • FREE AGENT SIGNEE 2/14/94 • RIGHTS RENOUNCED 7/17/96

YEAR	GP-GS	MIN	AVG	FGM-FGA	PCT	FTM-FTA	PCT	- REBOUNDS -			AVG	AST	PF-D	STL	TO	BLK	PTS	AVG	HI
								OFF	DEF	TOT									
93-94	34-11	678	19.9	48-103	.466	12-28	.429	92	117	209	6.1	23	87-0	15	21	41	108	3.2	11
94-95	82-81	2383	29.1	145-304	.477	38-101	.376	291	399	690	8.4	124	306-6	52	105	148	328	4.0	19
95-96	65-61	1806	27.8	87-214	.407	24-70	.343	234	287	521	8.0	85	226-9	48	78	122	198	3.0	10
TOT	181-153	4867	26.9	280-621	.451	74-199	.372	617	803	1420	7.8	232	619-15	115	204	311	634	3.5	19

THREE-POINT FG: '93-94, NONE ATTEMPTED; '94-95, NONE ATTEMPTED; '95-96, 0-1 (.000). TOTAL, 0-1 (.000)



**WILLIAMS, SCOTT #42**

6-10 CENTER • NORTH CAROLINA '90 • BORN 3/21/68 • AWARDED TO DALLAS ON A WAIVER CLAIM 1/30/04 • COMPLETED CONTRACT 6/1/04

YEAR	GP-GS	MIN	AVG	FGM-FGA	PCT	FTM-FTA	PCT	- REBOUNDS -			AVG	AST	PF-D	STL	TO	BLK	PTS	AVG	HI
								OFF	DEF	TOT									
03-04	27-11	260	9.6	37-85	.435	7-14	.500	15	45	60	2.2	17	95-0	20	16	16	198	4.6	16
THREE-POINT FG: 0-1 (.000)																			
NBA PLAYOFF STATISTICS																			
03-04	3-0	11	3.7	0-4	.000	0-0	.000	2	2	4	1.3	0	3-0	0	0	1	0	0.0	0
Three-point FG: None Attempted.																			

WILLIAMS, SEAN #32

6-10 FORWARD/CENTER • BOSTON COLLEGE • BORN 9/13/86 • FREE AGENT SIGNEE 12/21/11 • WAIVED 3/22/12

YEAR	GP-GS	MIN	AVG	FGM-FGA	PCT	FTM-FTA	PCT	- REBOUNDS -			AVG	AST	PF-D	STL	TO	BLK	PTS	AVG	HI
								OFF	DEF	TOT									
11-12	8-0	65	8.1	12-16	.750	5-6	.833	9	4	13	1.6	2	14-0	1	7	5	29	3.6	12
Three-point FG: None Attempted.																			

WILLIAMS, SHAWNE #4

6-9 FORWARD • MEMPHIS '09 • BORN 2/16/86 • TRADED TO DALLAS FROM INDIANA IN EXCHANGE FOR EDDIE JONES (10/10/08) • TRADED TO NEW JERSEY ALONG WITH KRIS HUMPHRIES FOR EDUARDO NAJERA 1/11/10

YEAR	GP-GS	MIN	AVG	FGM-FGA	PCT	FTM-FTA	PCT	- REBOUNDS -			AVG	AST	PF-D	STL	TO	BLK	PTS	AVG	HI
								OFF	DEF	TOT									
08-09	15-0	170	11.3	16-56	.286	9-11	.818	19	27	46	3.1	2	19-0	2	5	9	42	2.8	7
09-10	DID NOT PLAY																		
TOT	15-0	170	11.3	16-56	.286	9-11	.818	19	27	46	3.1	2	19-0	2	5	9	42	2.8	7
THREE-POINT FG: '08-09, 1-17 (.059); '09-10, NONE ATTEMPTED. TOTAL, 1-17 (.059)																			

WILLIAMS, WALT #43

6-8 GUARD/FORWARD • MARYLAND '92 • BORN 4/16/70 • FREE AGENT SIGNEE 10/18/02 • COMPLETED CONTRACT 5/03

YEAR	GP-GS	MIN	AVG	FGM-FGA	PCT	FTM-FTA	PCT	- REBOUNDS -			AVG	AST	PF-D	STL	TO	BLK	PTS	AVG	HI
								OFF	DEF	TOT									
02-03	66-1	1161	17.6	134-341	.393	31-50	.620	53	154	207	3.1	59	141-0	42	35	26	363	5.5	18
THREE-POINT FG: 64-171 (.374)																			
NBA PLAYOFF STATISTICS																			
02-03	15-3	227	15.1	32-81	.395	7-7	1.000	12	31	43	2.9	15	28-0	5	17	12	85	5.7	17
THREE-POINT FG: 14-41 (.341)																			

WILLIS, KEVIN #44

7-0 CENTER • MICHIGAN STATE '84 • BORN 9/6/62 • FREE AGENT SIGNEE 4/2/07 • COMPLETED CONTRACT 5/07

YEAR	GP-GS	MIN	AVG	FGM-FGA	PCT	FTM-FTA	PCT	- REBOUNDS -			AVG	AST	PF-D	STL	TO	BLK	PTS	AVG	HI
								OFF	DEF	TOT									
06-07	5-0	43	8.6	5-13	.385	2-2	1.000	2	6	8	1.6	1	11-0	2	2	1	12	2.4	6
Three-point FG: None Attempted.																			

WITHEY, JEFF #17

7-0 CENTER • KANSAS • BORN 3/7/90 • FREE AGENT SIGNEE 8/21/17 • WAIVED 12/19/17

YEAR	GP-GS	MIN	AVG	FGM-FGA	PCT	FTM-FTA	PCT	- REBOUNDS -			AVG	AST	PF-D	STL	TO	BLK	PTS	AVG	HI
								OFF	DEF	TOT									
17-18	10-0	39	3.9	6-16	.375	1-2	.500	1	9	10	1.0	0	3-0	0	2	3	15	1.5	4
Three-point FG: 2-10 (.200)																			

WOOD, AL #4

6-6 GUARD • NORTH CAROLINA '81 • BORN 6/2/58 • ACQUIRED FROM SEATTLE FOR DALE ELLIS 7/23/86 • WAIVED 11/17/87

YEAR	GP-GS	MIN	AVG	FGM-FGA	PCT	FTM-FTA	PCT	- REBOUNDS -			AVG	AST	PF-D	STL	TO	BLK	PTS	AVG	HI
								OFF	DEF	TOT									
86-87	54-0	657	12.2	121-310	.390	109-139	.784	39	55	94	1.7	34	83-0	19	34	11	358	6.6	25
Three-point FG: 7-25 (.280)																			

WOOD, DAVID #10

6-9 FORWARD • NEVADA-RENO '87 • BORN 11/30/64 • FREE AGENT SIGNEE 2/1/96 • RIGHTS RENOUNCED 7/17/96

YEAR	GP-GS	MIN	AVG	FGM-FGA	PCT	FTM-FTA	PCT	- REBOUNDS -			AVG	AST	PF-D	STL	TO	BLK	PTS	AVG	HI
								OFF	DEF	TOT									
95-96	37-0	642	17.4	67-154	.435	29-40	.725	42	91	133	3.6	27	118-5	16	19	9	182	4.9	19
Three-point FG: 19-59 (.322)																			



**WRIGHT, ANTOINE #21**

6-7 GUARD/FORWARD • TEXAS A&M '05 • 2/6/84 • ACQUIRED WITH JASON KIDD AND MALIK ALLEN FROM NEW JERSEY FOR DEVIN HARRIS, TRENTON HASSELL, KEITH VAN HORN, MAURICE AGER, DESAGANA DIOP AND TWO FIRST-ROUND PICKS 2/19/08 • TRADED WITH DEVEAN GEORGE TO TORONTO FOR SHAWN MARION, KRIS HUMPHRIES, NATHAN JAWAI AND CASH CONSIDERATIONS IN A DEAL THAT ALSO SENT GREG BUCKNER TO DALLAS FROM MEMPHIS IN EXCHANGE FOR JERRY STACKHOUSE AND CASH CONSIDERATIONS, A SECOND-ROUND PICK AND CASH CONSIDERATIONS FROM TORONTO TO MEMPHIS, AND HEDO TURKOGLU FROM ORLANDO TO TORONTO FOR CASH CONSIDERATIONS FROM DALLAS AND TORONTO 7/9/09

YEAR	GP-GS	MIN	AVG	FGM-FGA	PCT	FTM-FTA	PCT	- REBOUNDS -			AVG	AST	PF-D	STL	TO	BLK	PTS	AVG	HI
								OFF	DEF	TOT									
07-08	15-0	176	11.7	21-42	.500	5-9	.556	5	17	22	1.5	13	22-0	2	11	4	52	3.5	7
08-09	65-53	1552	23.9	179-431	.415	71-95	.747	31	105	136	2.1	77	172-2	46	54	27	474	7.3	24
TOT	80-53	1728	21.6	200-473	.423	76-104	.731	36	122	158	2.0	90	194-2	48	65	31	526	6.6	24

THREE-POINT FIELD GOALS: '07-08, 5-9 (.556); '08-09, 45-149 (.302). TOTAL, 50-158 (.316)

YEAR	GP-GS	MIN	AVG	FGM-FGA	PCT	FTM-FTA	PCT	NBA PLAYOFF STATISTICS			AVG	AST	PF-D	STL	TO	BLK	PTS	AVG	HI
								OFF	DEF	TOT									
07-08	1-0	7	7.0	0-0	---	0-0	---	0	1	1	1.0	0	0-0	0	2	0	0	0.0	0
08-09	10-5	167	16.7	21-43	.488	9-11	.818	5	8	13	1.3	10	30-0	3	4	2	59	5.9	10
TOT	11-5	174	15.8	21-43	.488	9-11	.818	5	9	14	1.3	10	30-0	3	6	2	59	5.4	10

THREE-POINT FG: '07-08, NONE ATTEMPTED; '08-09, 9-21 (.429). TOTAL, 9-21 (.429)

WRIGHT, BRANDAN #34

6-10 CENTER/FORWARD • NORTH CAROLINA • BORN 10/5/87 • FREE AGENT SIGNEE 12/9/11 • RE-SIGNED 7/25/13 • TRADED WITH JAE CROWDER, JAMEER NELSON, A 2015 FIRST ROUND PICK AND A 2016 SECOND ROUND PICK TO BOSTON IN EXCHANGE FOR RAJON RONDO AND DWIGHT POWELL 12/18/14

YEAR	GP-GS	MIN	AVG	FGM-FGA	PCT	FTM-FTA	PCT	- REBOUNDS -			AVG	AST	PF-D	STL	TO	BLK	PTS	AVG	HI
								OFF	DEF	TOT									
11-12	49-0	791	16.1	144-233	.618	52-82	.634	62	112	174	3.6	13	61-0	22	21	63	340	6.9	17
12-13	64-16	1149	18.0	241-404	.597	59-96	.615	85	175	260	4.1	38	78-0	26	34	76	541	8.5	23
13-14	58-0	1077	18.6	224-331	.677	77-106	.726	102	142	244	4.2	31	94-0	32	35	55	525	9.1	23
14-15	27-0	505	18.7	101-135	.748	36-48	.750	51	59	110	4.1	10	44-0	17	13	42	238	8.8	14
TOT	198-16	3522	17.8	710-1103	.644	224-332	.675	300	488	788	4.0	92	277-0	97	103	236	1644	8.3	23

Three-point FG: '11-12, 0-1 (.000); '12-13, 0-3 (.000); '13-14, None Attempted; '14-15, None Attempted. Total, 0-4 (.000)

YEAR	GP-GS	MIN	AVG	FGM-FGA	PCT	FTM-FTA	PCT	NBA PLAYOFF STATISTICS			AVG	AST	PF-D	STL	TO	BLK	PTS	AVG	HI
								OFF	DEF	TOT									
11-12	4-0	27	6.8	2-5	.400	1-2	.500	2	3	5	1.3	0	4-0	1	3	1	5	1.3	2
13-14	6-0	90	15.0	15-18	.833	3-6	.500	5	7	12	2.0	8	8-0	2	2	6	33	5.5	11
TOT	10-0	117	11.7	17-23	.739	4-8	.500	7	10	17	1.7	8	12-0	3	5	7	38	3.8	11

Three-point FG: None Attempted.

WRIGHT, CHRIS #8

6-1 GUARD • GEORGETOWN • BORN 11/4/89 • SIGNED TO A 10-DAY CONTRACT BY DALLAS 3/13/13 • CONTRACT EXPIRED 3/25/13

YEAR	GP-GS	MIN	AVG	FGM-FGA	PCT	FTM-FTA	PCT	- REBOUNDS -			AVG	AST	PF-D	STL	TO	BLK	PTS	AVG	HI
								OFF	DEF	TOT									
12-13	3-0	4	1.3	1-2	.500	0-0	---	0	0	0	0.0	0	0-0	0	1	0	2	0.7	2

Three-point FG: None Attempted.

WRIGHT, DELON #55

6-5 GUARD • UTAH • BORN 4/26/92 • ACQUIRED FROM MEMPHIS IN EXCHANGE FOR TWO FUTURE SECOND ROUND PICKS AND THE DRAFT RIGHTS TO SATNAM SINGH • TRADED FROM DALLAS TO DETRIOT IN A THREE-TEAM DEAL WHICH SAW THE MAVERICKS SEND JUSTIN JACKSON TO OKLAHOMA CITY, THE PISTONS DEAL TREVOR ARIZA TO THE THUNDER, AND OKLAHOMA CITY ACQUIRE A 2023 SECOND ROUND PICK (BEST FROM EITHER DALLAS OR MIAMI) AND A 2026 SECOND ROUND DRAFT FROM DALLAS

YEAR	GP-GS	MIN	AVG	FGM-FGA	PCT	FTM-FTA	PCT	- REBOUNDS -			AVG	AST	PF-D	STL	TO	BLK	PTS	AVG	HI
								OFF	DEF	TOT									
19-20	73-5	1570	21.5	190-411	.462	77-100	.770	70	210	280	3.8	244	93-0	85	73	22	504	6.9	20

Three-point FG: 47-127 (.370)

YEAR	GP-GS	MIN	AVG	FGM-FGA	PCT	FTM-FTA	PCT	NBA PLAYOFF STATISTICS			AVG	AST	PF-D	STL	TO	BLK	PTS	AVG	HI
								OFF	DEF	TOT									
19-20	4-0	53	13.3	6-10	.600	3-5	.600	1	2	3	0.8	7	2-0	5	5	0	16	4.0	11

Three-point FG: 1-2 (.500)

WRIGHT, HOWARD #34

6-8 FORWARD • STANFORD '89 • BORN 12/20/67 • SIGNED 10-DAY CONTRACT 1/5/91 • SIGNED SECOND 10-DAY CONTRACT 1/15/91 • RELEASED 1/23/91

YEAR	GP-GS	MIN	AVG	FGM-FGA	PCT	FTM-FTA	PCT	- REBOUNDS -			AVG	AST	PF-D	STL	TO	BLK	PTS	AVG	HI
								OFF	DEF	TOT									
90-91	3-0	8	2.7	2-3	.667	2-2	1.000	1	1	2	0.7	0	2-0	1	0	0	6	2.0	4

Three-point FG: 0-1 (.000)





WRIGHT, MOSES #5

6-9 FORWARD • GEORGIA TECH '21 • BORN 12/23/98 • SIGNED A TWO-WAY CONTRACT 2/25/22 • COMPLETED CONTRACT 6/1/22

YEAR	GP-GS	MIN	AVG	FGM-FGA	PCT	FTM-FTA	PCT	- REBOUNDS -			AVG	AST	PF-D	STL	TO	BLK	PTS	AVG	HI
								OFF	DEF	TOT									
21-22	3-0	13	4.3	1-4	.250	3-3	1.000	1	2	3	1.0	1	0-0	0	0	1	5	1.7	3

Three-point FG: None Attempted.

YI, JIANLIAN #9

7-0 FORWARD • CHINA • BORN 10/27/87 • FREE AGENT SIGNEE 1/6/12 • COMPLETED CONTRACT 6/30/12 SIGNED BY THE LAKERS 8/6/90

YEAR	GP-GS	MIN	AVG	FGM-FGA	PCT	FTM-FTA	PCT	- REBOUNDS -			AVG	AST	PF-D	STL	TO	BLK	PTS	AVG	HI
								OFF	DEF	TOT									
11-12	30-0	203	6.8	31-82	.378	14-21	.667	12	37	49	1.6	5	23-0	7	14	8	79	2.6	8

THREE-POINT FG: 3-10 (.300)

NBA PLAYOFF STATISTICS

YEAR	GP-GS	MIN	AVG	FGM-FGA	PCT	FTM-FTA	PCT	OFF	DEF	TOT	AVG	AST	PF-D	STL	TO	BLK	PTS	AVG	HI
11-12	1-0	5	5.0	1-3	.333	0-1	.000	0	2	2	2.0	0	0-0	1	0	0	2	2.0	2

THREE-POINT FG: 0-1 (.000)





DRAFT RECAPS

2022 DRAFT

RD	OVERALL	PLAYER	POS.	HT.	COLLEGE
1#	26	WENDELL MOORE	G/F	6-5	DUKE

DRAFT RIGHTS TRADED TO HOUSTON WITH STERLING BROWN, TREY BURKE, MARQUESE CHRISS AND BOBAN MARJANOVIĆ IN EXCHANGE FOR CHRISTIAN WOOD.

2021 DRAFT

RD	OVERALL	PLAYER	POS.	HT.	COLLEGE
NO SELECTIONS					

2020 DRAFT

RD	OVERALL	PLAYER	POS.	HT.	COLLEGE
1	18	JOSH GREEN	G/F	6-6	ARIZONA
2	31	TYRELL TERRY	G	6-2	STANFORD

2019 DRAFT

RD	OVERALL	PLAYER	POS.	HT.	COLLEGE
2#	37	DEIVIDAS SIRVYDIS	G	6-8	LITHUANIA

DRAFT RIGHTS TRADED TO DETROIT IN EXCHANGE FOR THE DRAFT RIGHTS TO THE 45TH OVERALL PICK ISAIAH ROBY AND TWO FUTURE SECOND ROUND PICKS.

2018 DRAFT

RD	OVERALL	PLAYER	POS.	HT.	COLLEGE
1#	5	TRAE YOUNG	G	6-2	OKLAHOMA
2	33	JALEN BRUNSON	G	6-3	VILLANOVA
2§	54	SHAKE MILTON	G	6-6	SMU

DRAFT RIGHTS TRADED TO ATLANTA FOR THE DRAFT RIGHTS TO LUKA DONČIĆ (3RD OVERALL PICK) AND A PROTECTED 2019 FIRST ROUND PICK.

§ DRAFT RIGHTS TRADED TO PHILADELPHIA FOR THE DRAFT RIGHTS TO THE 56TH OVERALL PICK RAY SPALDING AND THE 60TH OVERALL SELECTION KOSTAS ANTETOKOUNMPO.

2017 DRAFT

RD	OVERALL	PLAYER	POS.	HT.	COLLEGE
1	9	DENNIS SMITH JR.	G	195	NORTH CAROLINA STATE

2016 DRAFT

RD	OVERALL	PLAYER	POS.	HT.	COLLEGE
2	46	A.J. HAMMONS	C	7-0	PURDUE

2015 DRAFT

RD	OVERALL	PLAYER	POS.	HT.	COLLEGE
1	21	JUSTIN ANDERSON	G	6-6	VIRGINIA
2	52	SATNAM SINGH	C	7-2	INDIA

2014 DRAFT

RD	OVERALL	PLAYER	POS.	HT.	COLLEGE
NO SELECTIONS					



**2013 DRAFT**

RD	OVERALL	PLAYER	POS.	HT.	COLLEGE
1#	13	KELLY OLYNYK	C	7-0	GONZAGA
2\$	44	MIKE MUSCALA	F	6-11	BUCKNELL

DRAFT RIGHTS TRADED TO BOSTON FOR THE DRAFT RIGHTS TO LUCAS NOGUEIRA (16TH SELECTION) AND TWO FUTURE SECOND-ROUND PICKS.

\$ DRAFT RIGHTS TRADED TO ATLANTA WITH THE DRAFT RIGHTS TO LUCAS NOGUEIRA (16TH SELECTION) AND JARED CUNNINGHAM FOR THE DRAFT RIGHTS TO SHANE LARKIN (18TH SELECTION).

2012 DRAFT

RD	OVERALL	PLAYER	POS.	HT.	COLLEGE
1#	17	TYLER ZELLER	C	7-0	NORTH CAROLINA
2\$	55	DARIUS JOHNSON-ODOM	G	6-2	MARQUETTE

DRAFT RIGHTS TRADED TO CLEVELAND FOR THE DRAFT RIGHTS TO JARED CUNNINGHAM (24TH SELECTION), BERNARD JAMES (33RD PICK) AND JAE CROWDER (34TH SELECTION).

\$ DRAFT RIGHTS TRADED TO L.A. LAKERS FOR CASH CONSIDERATIONS.

2011 DRAFT

RD	OVERALL	PLAYER	POS.	HT.	COLLEGE
1#	26	JORDAN HAMILTON	F	6-7	TEXAS
2#	57	TANGUY NGOMBO	G	6-4	CONGO

ACQUIRED RUDY FERNANDEZ ALONG WITH THE RIGHTS TO PETERI KOPONEN FROM PORTLAND IN A DEAL THAT SENT THE DRAFT RIGHTS TO JORDAN HAMILTON (26TH OVERALL SELECTION) AND ANDRE MILLER TO DENVER AND ADDITIONALLY, SENT THE DRAFT RIGHTS TO TANGUY NGOMBO (57TH OVERALL SELECTION) AND RAYMOND FELTON TO PORTLAND.

2010 DRAFT

RD	OVERALL	PLAYER	POS.	HT.	COLLEGE
2#	50	SOLOMON ALABI	C	7-1	FLORIDA STATE

DRAFT RIGHTS TRADED TO TORONTO FOR A 2013 SECOND-ROUND PICK AND CASH CONSIDERATIONS.

2009 DRAFT

RD	OVERALL	PLAYER	POS.	HT.	COLLEGE
1#	24	BJ MULLENS	C	7-0	OHIO STATE
2	56	AHMAD NIVINS	F	6-9	SAINT JOSEPH'S

DRAFT RIGHTS TRADED TO OKLAHOMA CITY FOR DRAFT RIGHTS TO RODRIGUE BEAUBOIS (25TH SELECTION) AND A SECOND-ROUND PICK.

2008 DRAFT

RD	OVERALL	PLAYER	POS.	HT.	COLLEGE
2	51	SHAN FOSTER	G	6-6	VANDERBILT

2007 DRAFT

RD	OVERALL	PLAYER	POS.	HT.	COLLEGE
2	34	NICK FAZEKAS	F	7-0	NEVADA-RENO
2	50	RENALDAS SEIBUTIS	G	6-5	LITHUANIA
2#	60	MILOVAN RAKOVIC	F	6-8	NORTH CAROLINA

DRAFT RIGHTS TRADED TO THE ORLANDO MAGIC FOR THE DRAFT RIGHTS TO REYSHAWN TERRY (44TH SELECTION).

2006 DRAFT

RD	OVERALL	PLAYER	POS.	HT.	COLLEGE
1	28	MAURICE AGER	G	6-5	MICHIGAN STATE
2#	58	J.R. PINNOCK	G	6-5	GEORGE WASHINGTON

DRAFT RIGHTS TRADED TO THE L.A. LAKERS FOR A FUTURE SECOND-ROUND PICK.

2005 DRAFT

RD	OVERALL	PLAYER	POS.	HT.	COLLEGE
----	---------	--------	------	-----	---------

NO SELECTIONS



**2004 DRAFT**

RD	OVERALL	PLAYER	POS.	HT.	COLLEGE
----	---------	--------	------	-----	---------

2#	50	VASSILIS SPANOULIS	G	6-4	GREECE
----	----	--------------------	---	-----	--------

DRAFT RIGHTS TRADED TO HOUSTON FOR THE DRAFT RIGHTS TO LUIS FLORES (55TH SELECTION).

2003 DRAFT

RD	OVERALL	PLAYER	POS.	HT.	COLLEGE
----	---------	--------	------	-----	---------

1	29	JOSH HOWARD	G/F	6-7	WAKE FOREST '03
---	----	-------------	-----	-----	-----------------

2#	57	XUE YUYANG	C	7-0	CHINA
----	----	------------	---	-----	-------

DRAFT RIGHTS TRADED TO DENVER FOR A 2004 SECOND-ROUND PICK.

2002 DRAFT

RD	OVERALL	PLAYER	POS.	HT.	COLLEGE
----	---------	--------	------	-----	---------

2	55	MLADEN SEKULARAC	F	6-8	YUGOSLAVIA
---	----	------------------	---	-----	------------

2001 DRAFT

RD	OVERALL	PLAYER	POS.	HT.	COLLEGE
----	---------	--------	------	-----	---------

2	44	KYLE HILL	G	6-2	EASTERN ILLINOIS '01
---	----	-----------	---	-----	----------------------

2	54	KENNY SATTERFIELD	G	6-2	CINCINNATI '03
---	----	-------------------	---	-----	----------------

2000 DRAFT

RD	OVERALL	PLAYER	POS.	HT.	COLLEGE
----	---------	--------	------	-----	---------

1	12	ETAN THOMAS	F	6-9	SYRACUSE '00
---	----	-------------	---	-----	--------------

2#	31	DAN LANGHI	C	6-11	VANDERBILT '00
----	----	------------	---	------	----------------

2\$	58	PETE MICKEAL	C	6-9	CINCINNATI '00
-----	----	--------------	---	-----	----------------

DRAFT RIGHTS TRADED TO HOUSTON FOR THE RIGHTS TO EDUARDO NAJERA (38TH SELECTION) AND A 2001 SECOND-ROUND PICK

\$ DRAFT RIGHTS TRADED TO NEW YORK ALONG WITH ERICK STRICKLAND FOR THE DRAFT RIGHTS TO DONNELL HARVEY (22ND SELECTION) AND FORWARD JOHN WALLACE.

1999 DRAFT

RD	OVERALL	PLAYER	POS.	HT.	COLLEGE
----	---------	--------	------	-----	---------

2	36	WANG ZHIZHI	C	7-1	CHINA
---	----	-------------	---	-----	-------

2#	40	GORDAN GIRICEK	G	6-5	CROATIA
----	----	----------------	---	-----	---------

TRADED TO SAN ANTONIO ALONG WITH A SECOND-ROUND PICK IN THE 2000 DRAFT FOR THE DRAFT RIGHTS TO LEON SMITH (FIRST-ROUND, 29TH OVERALL).

1998 DRAFT

RD	OVERALL	PLAYER	POS.	HT.	COLLEGE
----	---------	--------	------	-----	---------

1#	6	ROBERT TRAYLOR	F-C	6-8	MICHIGAN '99
----	---	----------------	-----	-----	--------------

2	30	ANSU SESAY	F	6-9	MISSISSIPPI '98
---	----	------------	---	-----	-----------------

2	35	BRUNO SUNDOV	C	7-2	CROATIA
---	----	--------------	---	-----	---------

2	53	GREG BUCKNER	G	6-4	CLEMSON '98
---	----	--------------	---	-----	-------------

TRADED TO MILWAUKEE FOR THE RIGHTS TO DIRK NOWITZKI AND PAT GARRITY.

1997 DRAFT

RD	OVERALL	PLAYER	POS.	HT.	COLLEGE
----	---------	--------	------	-----	---------

1#	15	KELVIN CATO	C	6-11	IOWA STATE '97
----	----	-------------	---	------	----------------

2	35	BUBBA WELLS	G	6-5	AUSTIN PEAY '97
---	----	-------------	---	-----	-----------------

TRADED TO PORTLAND FOR THE RIGHTS TO CHRIS ANSTEY AND MONETARY COMPENSATION.

1996 DRAFT

RD	OVERALL	PLAYER	POS.	HT.	COLLEGE
----	---------	--------	------	-----	---------

1	9	SAMAKI WALKER	F	6-9	LOUISVILLE '98
---	---	---------------	---	-----	----------------

2	34	SHAWN HARVEY	G	6-4	W. VA. ST. '96
---	----	--------------	---	-----	----------------

2	58	DARNELL ROBINSON	C	6-11	ARKANSAS '97
---	----	------------------	---	------	--------------



**1995 DRAFT**

RD	OVERALL	PLAYER	POS.	HT.	COLLEGE
1	12	CHEROKEE PARKS	F-C	6-11	DUKE '95
1	24	LOREN MEYER	C	6-10	IOWA ST. '95

1994 DRAFT

RD	OVERALL	PLAYER	POS.	HT.	COLLEGE
1	2	JASON KIDD	G	6-4	CALIFORNIA '96
1	19	TONY DUMAS	G	6-6	MISSOURI-KC '94
2	28	DEON THOMAS	F	6-8	ILLINOIS '94

1993 DRAFT

RD	OVERALL	PLAYER	POS.	HT.	COLLEGE
1	4	JAMAL MASHBURN	F	6-8	KENTUCKY '94
2	28	LUCIOUS HARRIS	G	6-5	LONG BEACH ST. '93
2#	33	ERIC RILEY	C	7-0	MICHIGAN '93

TRADED TO HOUSTON FOR THE RIGHTS TO POPEYE JONES.

1992 DRAFT

RD	OVERALL	PLAYER	POS.	HT.	COLLEGE
1	4	JIM JACKSON	G	6-6	OHIO STATE '93
2	30	SEAN ROOKS	C	6-10	ARIZONA '92

1991 DRAFT

RD	OVERALL	PLAYER	POS.	HT.	COLLEGE
1	6	DOUG SMITH	F	6-10	MISSOURI '91
2	33	DONALD HODGE	C	7-0	TEMPLE '92
2	35	MIKE IUZZOLINO	G	5-11	ST. FRANCIS (PA.) '91

1990 DRAFT

RD	OVERALL	PLAYER	POS.	HT.	COLLEGE
2	49	PHIL HENDERSON	G	6-4	DUKE '90

1989 DRAFT

RD	OVERALL	PLAYER	POS.	HT.	COLLEGE
1	8	RANDY WHITE	F	6-8	LA. TECH '89
2	35	PAT DURHAM	F	6-8	COLORADO ST. '89
2	53	JEFF HODGE	G	6-2	S. ALABAMA '89

1988 DRAFT

RD	OVERALL	PLAYER	POS.	HT.	COLLEGE
2	46	MORLON WILEY	G	6-4	LONG BEACH ST. '88
2	49	JOSE VARGAS	F-C	6-10	LSU '88
3	70	JERRY JOHNSON	G	5-11	FLA. SOUTHERN '88

1987 DRAFT

RD	OVERALL	PLAYER	POS.	HT.	COLLEGE
1	20	JIM FARMER	G	6-4	ALABAMA '87
2	26	STEVE ALFORD	G	6-2	INDIANA '87
3	66	MIKE RICHMOND	F	6-8	TEXAS-EL PASO '87
4	89	DAVID JOHNSON	F	6-8	OKLAHOMA '87
5	112	SAM HILL	C	6-9	IOWA STATE '87
6	135	QUINTAN GATES	F	6-7	TEXAS-EL PASO '87
7	158	GERALD WHITE	G	6-1	AUBURN '87



**1986 DRAFT**

RD	OVERALL	PLAYER	POS.	HT.	COLLEGE
1	7	ROY TARPLEY	F	6-11	MICHIGAN '86
2#	25	MARK PRICE	G	6-1	GEORGIA TECH '86
2	35	MILT WAGNER	G	6-5	LOUISVILLE '86
3	62	ANTHONY WELCH	F	6-9	ILLINOIS '86
4	85	MYRON JACKSON	G	6-3	UALR '86
5	108	JAY BILAS	F	6-8	DUKE '86
6	131	GREG ANDERSON	C	6-11	LAMAR '86
7	154	KIM COOKSEY	G	6-3	MIDDLE TENN. ST. '86

TRADED TO CLEVELAND FOR A 1989 SECOND-ROUND CHOICE AND FUTURE CONSIDERATIONS.

1985 DRAFT

RD	OVERALL	PLAYER	POS.	HT.	COLLEGE
1	8	DETLEF SCHREMPF	G-F	6-10	WASHINGTON '85
1	16	BILL WENNINGTON	C	7-0	ST. JOHN'S '85
1	17	UWE BLAB	C	7-2	INDIANA '85
2	40	MARK ACRES	F	6-10	ORAL ROBERTS '85
3	50	LEONARD ALLEN	F-C	6-10	SAN DIEGO ST. '85
3	63	HAROLD KEELING	G	6-3	SANTA CLARA '85
4	86	BUBBA JENNINGS	G	5-11	TEXAS TECH '85
5	109	TOMMY DAVIS	G	6-4	MINNESOTA '85
6	132	CARLTON COOPER	G	6-4	TEXAS '85
7	155	ED CATCHINGS	F	6-7	UNLV '85

1984 DRAFT

RD	OVERALL	PLAYER	POS.	HT.	COLLEGE
1	4	SAM PERKINS	F-C	6-10	NO. CAROLINA '84
1	15	TERENCE STANSBURY	G	6-5	TEMPLE '84
2	38	CHARLIE SITTON	F	6-9	OREGON STATE '84
2	40	ANTHONY TEACHEY	F	6-9	WAKE FOREST '84
2	41	TOM SLUBY	G	6-4	NOTRE DAME '84
3	61	JEFF CROSS	C	6-10	MAINE '84
4	84	JOHN HARROCKS	C	7-0	NO. TEXAS ST. '84
5	107	DAVE WILLIAMS	C	7-2	ILL.-CHICAGO '84
6	130	LAVERNE EVANS	G	6-3	MARSHALL '84
7	153	GEORGE TURNER	G	6-2	CAL-IRVINE '84
8	176	LEROY SUTTON	G	6-5	ARKANSAS '84
9	198	JOHN TUDOR	F-G	6-6	LOUISIANA ST. '84
10	220	NAPOLEON JOHNSON	F	6-7	GRAMBLING '84

1983 DRAFT

RD	OVERALL	PLAYER	POS.	HT.	COLLEGE
1	9	DALE ELLIS	F	6-7	TENNESSEE '83
1	11	DEREK HARPER	G	6-4	ILLINOIS '84
2	30	MARK WEST	C	6-10	OLD DOMINION '83
2*	33	DIRK MINNIEFIELD	G	6-3	KENTUCKY '83
4	79	JOHNNY MARTIN	F-C	6-9	N'WESTERN ST. (LA.) '83
5	102	JIMMY LAMPLEY	C	6-10	UA-LITTLE ROCK '83
6	125	BILLY ALLEN	G	6-0	NEVADA-RENO '83
7	148	TERRELL SCHLUNDT	F	6-7	MARQUETTE '83
8	171	BILL SADLER	F	6-6	PEPPERDINE '83
9	194	SHERROD ARNOLD	G	5-11	CHICAGO STATE '83
10	217	CLYDE CORLEY	G-F	6-4	FLA. I'NATIONAL '83

*TRADED TO NEW JERSEY FOR A SECOND-ROUND CHOICE IN 1986 AND THE OPTION TO SWITCH 1987 SECOND-ROUND CHOICE WITH NEW JERSEY.



**1982 DRAFT**

RD	OVERALL	PLAYER	POS.	HT.	COLLEGE
1	4	BILL GARNETT	F	6-9	WYOMING '82
3	50	CORNY THOMPSON	F	6-8	CONNECTICUT '82
4	73	RUDY WOODS	C	6-11	TEXAS A&M '82
5	96	KENNY ARNOLD	G	6-2	IOWA '82
6	119	WAYNE WAGGONER	G	6-4	N'WESTERN ST. (LA.) '83
7	142	BOB GRADY	C	6-9	NORTHWESTERN '82
8	165	KEITH PETERSON	F	6-6	ARKANSAS '82
9	188	RALPH MCPHERSON	C-F	6-9	UT-ARLINGTON '82
10	211	ALBERT CULTON	F	6-7	UT-ARLINGTON '82

1981 DRAFT

RD	OVERALL	PLAYER	POS.	HT.	COLLEGE
1	1	MARK AGUIRRE	F	6-6	DEPAUL '82
1	9	ROLANDO BLACKMAN	G	6-6	KANSAS STATE '81
2	24	JAY VINCENT	F	6-7	MICHIGAN ST. '81
2	43	ELSTON TURNER	F	6-5	MISSISSIPPI '81
3	47	ART HOUSEY	C	6-10	KANSAS '81
4	70	EDDIE MOSS	G	6-2	SYRACUSE '81
5	93	PETE BUDKO	F	6-9	NO. CAROLINA '81
6	116	KARL BANKOWSKI	F	6-7	UTAH '81
7	139	DANNY DAVIS	F	6-7	UNC-WILMINGTON '81
8	162	DAVID KENNEDY	G	6-2	CINCINNATI '81
9	185	JOHN HOLLINDEN	C	7-6	EVANSVILLE '81
10	208	SCOTT BOSANKO	G	6-4	NO. STATE (S.D.) '81

1980 DRAFT

RD	OVERALL	PLAYER	POS.	HT.	COLLEGE
1	11	KIKI VANDEWEGHE	F	6-8	UCLA '80
2	34	ROOSEVELT BOUIE	C	6-11	SYRACUSE '80
3	57	DAVID BRITTON	G	6-4	TEXAS A&M '80
4	80	DAVID JOHNSON	F	6-8	WEBER STATE '80
5	103	DARRELL ALLUMS	F	6-8	UCLA '80
6	126	LEROY JACKSON	G	6-3	CAMERON (OK.) '80
7	149	TONY FORCH	G	6-5	MIDWESTERN STATE '80
8	169	CLARENCE KEA	F	6-7	LAMAR '80
9	189	KEN WILLIAMS	G	6-1	HOUSTON '80
10	206	TOM MORGAN	F	6-6	CS FULLERTON '80





ALL-TIME TRANSACTIONS

2021-22

June	18: 28:	Named Dirk Nowitzki as special advisor to the franchise. Named Nico Harrison as the club's president of basketball operations/general manager. Named Jason Kidd as the team's head coach.
July	31:	Acquired Moses Brown from Boston in exchange for Josh Richardson.
Aug.	1: 5: 6: 9: 10: 13: 21: 27: 31:	Picked up the second-season contract option for Willie Cauley-Stein. Promoted Michael Finley to assistant general manager/vice president of basketball operations. Signed Reggie Bullock. Signed Tim Hardaway Jr. Signed Sterling Brown. Re-signed Boban Marjanović. Signed Luka Dončić to a contract extension. Signed Eugene Omoruyi to a two-way contract. Signed Feron Hunt, Carlík Jones and EJ Onu. Waived Nate Hinton. Named Igor Kokoskov, Sean Sweeney, Jared Dudley, Greg St. Jean and Kristi Toliver as assistant coaches (joined returning assistants Darrell Armstrong, Peter Patton and God Shammgod to complete Jason Kidd's staff).
Sept.	3: 16:	Signed JaQuori McLaughlin to a two-way contract. Waived EJ Onu. Signed Frank Ntilikina.
Oct.	15: 16:	Waived Feron Hunt, Carlík Jones and Tyrell Terry. Signed Justin Jackson and EJ Onu. Waived Justin Jackson and EJ Onu.
Nov.	13: 14:	Assigned Moses Brown and Josh Green to the Texas Legends (G League). Recalled Moses Brown and Josh Green from the Texas Legends (G League).
Dec.	20: 21: 22: 23: 26: 29: 31:	Signed Theo Pinson to a 10-day contract under the COVID-related hardship allowance. Signed Marquese Chriss to a 10-day contract under the COVID-related hardship allowance. Signed George King to a 10-day contract under the COVID-related hardship allowance. Signed Charlie Brown Jr., Carlík Jones and Brandon Knight to 10-day contracts under the COVID-related hardship allowance. Waived Eugene Omoruy. Signed Isaiah Thomas to a 10-day contract under the COVID-related hardship allowance. Signed Theo Pinson and Marquese Chriss to second 10-day contracts under the COVID-related hardship allowance.
Jan.	10: 15:	Waived JaQuori McLaughlin. Signed Marquese Chriss to a third 10-day contract under the COVID-related hardship allowance. Signed Theo Pinson to a two-way contract. Waived Willie Cauley-Stein. Signed Marquese Chriss.
Feb.	9: 10: 12: 24:	Assigned Moses Brown to the Texas Legends (G League). Recalled Moses Brown from the Texas Legends (G League). Waived Moses Brown. Acquired Spencer Dinwiddie and Dāvis Bertāns from Washington in exchange for Kristaps Porzingis and a protected 2022 second round pick. Signed Dorian Finney-Smith to a contract extension. Signed Moses Wright to a two-way contract.
March	29:	Signed Brandon Knight to a second 10-day contract under the COVID-related hardship allowance.

2020-21

Nov.	18: 27: 30:	Selected Josh Green (1st round, 18th overall) and Tyrell Terry (2nd round, 31st overall) in the 2020 NBA Draft. Acquired Josh Richardson and the draft rights to Tyler Bey (36th overall pick in 2020) from Philadelphia in exchange for Seth Curry. As part of a three-team trade, acquired James Johnson from Oklahoma City in a deal that sent Delon Wright from Dallas to Detroit, Justin Jackson from the Mavericks to the Thunder, Trevor Ariza from Detroit to Oklahoma City, and a 2023 second round pick (best from either Dallas or Miami) and a 2026 second round pick from Dallas to Oklahoma City. Signed first round pick Josh Green. Signed second round pick Tyler Bey to a two-way contract.
Dec.	1: 10: 11: 18: 19:	Signed second round pick Tyrell Terry. Re-signed Jose Juan Barea. Signed Nate Hinton to a two-way contract. Signed Wes Iwundu, Willie Cauley-Stein, Trey Burke, Freddie Gillespie and Devonte Patterson. Waived Jose Juan Barea. Signed Courtney Lee. Waived Freddie Gillespie and Devonte Patterson. Waived Courtney Lee.
Feb.	2: 4: 11: 13: 17:	Transferred Tyler Bey and Nate Hinton to the Long Island Nets (G League). Flex-assigned Tyrell Terry to the Memphis Hustle (G League). Recalled Tyler Bey from the Long Island Nets and transferred Bey to the Salt Lake City Stars (G League). Recalled Nate Hinton from the Long Island Nets and transferred Hinton to the Santa Cruz Warriors (G League). Flex-assigned Josh Green to the Salt Lake City Stars (G League).
March	6: 10: 26:	Recalled Josh Green and Tyler Bey from the Salt Lake City Stars (G League). Recalled Tyrell Terry from the Memphis Hustle (G League). Recalled Nate Hinton from the Santa Cruz Warriors (G League). Acquired JJ Redick and Nicolò Melli from New Orleans in exchange for James Johnson, Wes Iwundu, Dallas' second round pick in 2021 and cash considerations.





2019-20

July	1:	Signed Trey Burke as a substitute player for the remainder of the 2019-20 season.
Feb.	11:	Signed Michael Kidd-Gilchrist. Waived Ryan Broekhoff.
Jan.	25: 24 : 6:	Acquired Willie Cauley-Stein from Golden State in exchange for Utah's 2020 second-round pick. Waived Justin Patton. Acquired Justin Patton along with cash considerations from Oklahoma City in exchange for Isaiah Roby. Reassigned Isaiah Roby to the Texas Legends (G League).
Dec.	19: 11: 4:	Recalled Isaiah Roby from the Texas Legends (G League). Reassigned Isaiah Roby to the Texas Legends (G League). Recalled Isaiah Roby from the Texas Legends (G League).
Nov.	25: 22: 5:	Reassigned Isaiah Roby to the Texas Legends (G League). Recalled Isaiah Roby from the Texas Legends (G League). Reassigned Isaiah Roby to the Texas Legends (G League).
Oct.	31: 30: 28: 19: 17: 15: 12:	Reassigned Isaiah Roby to the Texas Legends (G League). Recalled Isaiah Roby from the Texas Legends (G League). Assigned Isaiah Roby to the Texas Legends (G League). Waived Chad Brown. Signed Chad Brown. Waived Dakota Mathias and Aric Holman. Waived Yudai Baba.
Sept.	19: 3:	Signed Yudai Baba. Awarded Aric Holman on waiver claim.
Aug.	19: 7:	Re-signed Jose Juan Barea. Signed second-round pick Isaiah Roby.
July	29: 26: 25: 23: 12: 11: 10: 8: 6:	Signed Josh Reaves to a two-way contract. Signed Dakota Mathias. Signed Antonius Cleveland to a two-way contract. Signed Boban Marjanović Signed Kristaps Porzingis. Re-signed Dorian Finney-Smith. Re-signed Maxi Kleber. Signed Seth Curry. Acquired Delon Wright from Memphis in exchange for two future second-round draft picks and the draft rights to Satnam Singh. Signed Dwight Powell to a contract extension.
June	26:	Acquired the draft rights to the 2019 45th overall pick Isaiah Roby and two future second-round picks from Detroit in exchange for the draft rights to the 37th overall selection Deividas Sirvydis.

2018-19

June	21:	Acquired the draft rights to the 2018 third overall pick Luka Dončić from Atlanta in exchange for the draft rights to the 2018 fifth overall selection Trae Young and a protected 2019 first round pick. Selected Jalen Brunson in the second round (33rd overall pick) of the 2018 NBA Draft. Acquired the draft rights to the 2018 56th overall pick Ray Spalding and the 2018 60th overall selection Kostas Antetokounmpo from Philadelphia in exchange for the draft rights to the 2018 54th overall pick Shake Milton.
July	6: 9: 13: 16: 20: 23: 30: 31:	Waived Kyle Collinworth. Signed free agent DeAndre Jordan. Signed first round pick Luka Dončić. Signed second round pick Kostas Antetokounmpo to a two-way contract. Signed second round pick Jalen Brunson. Signed second round pick Ray Spalding. Re-signed Dirk Nowitzki. Acquired the rights to Maarty Leunen and cash considerations from the L.A. Clippers in exchange for Johnathan Motley and the rights to Renaldas Seibutis. Signed free agent Ding Yanyuhang. Signed free agent Daryl Macon to a two-way contract. Signed free agent Terry Larrier.
Aug. the	1: 2: 3: 6: 8: 9: 10:	Signed free agent Codi Miller-McIntyre. Acquired Chinanu Onuaku from Houston in exchange for the rights to Maarty Leunen. In the deal, Dallas also received cash considerations and right to swap Golden State's 2020 second round pick (which was acquired by the Mavericks on 7/7/16) with the Rockets. Re-signed Salah Mejri. Signed free agent Ryan Broekhoff. Waived Chinanu Onuaku. Signed free agent Devin Harris. Waived Terry Larrier. Signed free agent Jalen Jones.
Oct.	8: 10: 11: 12: 14: 29:	Waived Jalen Jones and Codi Miller-McIntyre. Signed free agents Donte Ingram and Rashad Vaughn. Waived Ding Yanyuhang. Waived Donte Ingram and Rashad Vaughn. Signed free agent Ding Yanyuhang. Waived Ding Yanyuhang. Assigned Ray Spalding to the Texas Legends (G League).
Jan.	28: 31:	Recalled Ray Spalding from the Texas Legends (G League). Acquired Kristaps Porzingis, Tim Hardaway Jr., Courtney Lee and Trey Burke from New York in exchange for Dennis Smith Jr., DeAndre Jordan, Wesley Matthews and two future first round draft picks. Waived Ray Spalding.
Feb.	7:	Acquired Justin Jackson and Zach Randolph from Sacramento in exchange for Harrison Barnes. Waived Salah Mejri.





8: Waived Zach Randolph.
10: Signed Salah Mejri.

2017-18

June 22: Selected Dennis Smith Jr. in the first round (ninth overall pick) of the 2017 NBA Draft.
28: Traded DeAndre Liggins to Houston in exchange for cash considerations.
29: Traded Jarrod Uthoff to Houston in exchange for cash considerations.

July 3: Signed free agent Johnathan Motley to a two-way contract.
5: Signed first round pick Dennis Smith Jr.
6: Re-signed Dirk Nowitzki.
7: Acquired Josh McRoberts, a future second round pick and cash considerations from Miami in exchange for A.J. Hammons.
13: Signed free agent Maxi Kleber.
20: Waived Nicolas Brussino.

Aug. 1: Signed free agent Gian Clavell.
3: Signed free agent Brandon Ashley.
7: Signed free agent PJ Dozier.
9: Signed free agent Maalik Wayns.
21: Signed free agent Jeff Withey.
28: Signed Nerlens Noel.

Oct. 13: Waived Brandon Ashley. Signed free agent Jameel Warney.
14: Waived PJ Dozier, Jameel Warney and Maalik Wayns.
16: Exercised the two-way player conversion option in the contract of Gian Clavell.

Nov. 17: Waived Gian Clavell. Signed free agent Antonius Cleveland to a two-way contract.

Dec. 19: Waived Antonius Cleveland and Jeff Withey. Signed free agent Kyle Collinsworth to a two-way contract.

Jan. 10: Waived Kyle Collinsworth. Awarded two-way forward Jalen Jones via waiver claim.
13: Signed free agent Kyle Collinsworth to a 10-day contract.
24: Signed Kyle Collinsworth to a second 10-day contract.

Feb. 1: Assigned Kyle Collinsworth to the Texas Legends (G League).
8: Signed free agent Kyle Collinsworth. As part of a three-team trade, acquired Doug McDermott from New York in a deal that sent Devin Harris from Dallas to Denver, Emmanuel Mudiay from Denver to New York, a 2018 second round pick from the Knicks to the Nuggets, and a 2018 second round pick from the Nuggets to the Mavericks.
10: Waived Josh McRoberts.
26: Signed free agent Scotty Hopson to a 10-day contract.

Mar. 11: Signed free agent Jameel Warney to a 10-day contract.
22: Signed free agent Aaron Harrison to a 10-day contract.

Apr. 1: Signed Aaron Harrison for the remainder of the season.

2016-17

June 23: Selected A.J. Hammons in the second round (46th overall pick) of the 2016 NBA Draft.

July 7: Acquired Andrew Bogut along with a future-second round pick from Golden State in exchange for a future conditional second-round pick. Acquired the rights to Stanko Barac from Indiana in exchange for Jeremy Evans, the rights to Emir Pledzic and cash considerations.
8: Signed free agent Dorian Finney-Smith. Signed rookie A.J. Hammons. Re-signed Deron Williams. Waived JaVale McGee. Signed Dwight Powell.
9: Signed free agent Harrison Barnes.
15: Signed free agents Nicolas Brussino, Jonathan Gibson and Seth Curry.
20: Signed free agent Quincy Acy.
21: Signed free agent Kyle Collinsworth.
27: Re-signed Dirk Nowitzki. Signed free agents Keith Hornsby and Jameel Warney.

Sept. 19: Signed free agent C.J. Williams.

Oct. 16: Waived Jameel Warney.
17: Signed free agent Jaleel Cousins.
22: Waived Kyle Collinsworth, Jaleel Cousins, Jonathan Gibson, Keith Hornsby and C.J. Williams.

Nov. 7: Assigned A.J. Hammons to the Texas Legends (D-League). Recalled A.J. Hammons from the Texas Legends.
12: Reassigned A.J. Hammons to the Texas Legends (D-League).
13: Recalled A.J. Hammons from the Texas Legends (D-League).
17: Waived Quincy Acy. Signed free agent Jonathan Gibson.
26: Reassigned A.J. Hammons to the Texas Legends (D-League).
27: Recalled A.J. Hammons from the Texas Legends (D-League).

Dec. 27: Waived Jonathan Gibson. Signed free agent Pierre Jackson.

Jan. 6: Waived Pierre Jackson.
8: Assigned Nicolas Brussino and A.J. Hammons to the Texas Legends (D-League).
15: Recalled Nicolas Brussino from the Texas Legends (D-League). Signed Pierre Jackson to a 10-day contract.
25: Signed Pierre Jackson to a second 10-day contract. Recalled A.J. Hammons from the Texas Legends (D-League).
27: Reassigned Nicolas Brussino and A.J. Hammons to the Texas Legends (D-League).
28: Recalled Nicolas Brussino from the Texas Legends (D-League). Released Pierre Jackson from his 10-day contract. Signed free agent Yogi Ferrell to a 10-day contract.

Feb. 7: Signed Yogi Ferrell to a multi-year deal.
22: Recalled A.J. Hammons from the Texas Legends (D-League).
23: Waived Deron Williams. Acquired Nerlens Noel from Philadelphia in exchange for Justin Anderson, Andrew Bogut and a 2017





- 26: protected first-round pick.
Signed Ben Bentil and Quinn Cook to 10-day contracts.
- Mar. 4: Reassigned Nicolas Brussino and A.J. Hammons to the Texas Legends (D-League).
5: Recalled Nicolas Brussino and A.J. Hammons from the Texas Legends (D-League).
9: Signed Manny Harris and Jarrod Uthoff to 10-day contracts. Assigned Manny Harris to the Texas Legends (D-League).
10: Recalled Manny Harris from the Texas Legends (D-League).
11: Assigned Manny Harris and Jarrod Uthoff to the Texas Legends (D-League).
12: Recalled Manny Harris and Jarrod Uthoff from the Texas Legends (D-League).
19: Signed Manny Harris and Jarrod Uthoff to second 10-day contracts.
25: Reassigned Manny Harris and Jarrod Uthoff to the Texas Legends (D-League).
26: Recalled Manny Harris and Jarrod Uthoff from the Texas Legends (D-League).
29: Signed Jarrod Uthoff to a multi-year deal.
- Apr. 11: Awarded DeAndre Liggins via waiver claim.

2015-16

- June 27: Selected Justin Anderson in the first round (21st overall pick) and Satnam Singh in the second round (52nd overall pick) of the 2015 NBA Draft.
- July 9: Signed free agent Wesley Matthews. Acquired Zaza Pachulia from Milwaukee in exchange for a future second round pick.
14: Signed free agent Deron Williams.
16: Re-signed Jose Juan Barea.
23: Signed free agent Maurice Ndour.
24: Signed free agents John Jenkins and Jarrid Famous.
27: Signed free agents Jamil Wilson and Brandon Ashley.
30: Signed free agent Salah Mejri.
31: Signed free agent Jeremy Evans.
- Aug. 1: Signed rookie Justin Anderson.
6: Signed free agent Samuel Dalembert. Re-signed Charlie Villanueva.
13: Signed free agent JaVale McGee.
- Oct. 22: Signed free agent Tu Holloway. Waived Jarrid Famous..
24: Waived Samuel Dalembert, Brandon Ashley, Tu Holloway and Jamil Wilson.
26: Waived Maurice Ndour.
- Nov. 20: Assigned Justin Anderson and Salah Mejri to the Texas Legends (D-League).
22: Recalled Justin Anderson and Salah Mejri from the Texas Legends (D-League).
- Dec. 11: Assigned Justin Anderson, Jeremy Evans and Salah Mejri to the Texas Legends (D-League).
12: Recalled Justin Anderson, Jeremy Evans and Salah Mejri from the Texas Legends (D-League). Reassigned Justin Anderson and Salah Mejri to the Texas Legends. Recalled Justin Anderson from the Texas Legends.
13: Recalled Salah Mejri from the Texas Legends (D-League).
18: Reassigned Justin Anderson and Salah Mejri to the Texas Legends (D-League).
19: Reassigned Jeremy Evans to the Texas Legends (D-League).
20: Recalled Justin Anderson, Jeremy Evans and Salah Mejri from the Texas Legends (D-League).
26: Reassigned Justin Anderson and Salah Mejri to the Texas Legends (D-League).
27: Recalled Justin Anderson and Salah Mejri from the Texas Legends (D-League).
- Jan. 2: Reassigned Salah Mejri to the Texas Legends (D-League).
3: Recalled Salah Mejri from the Texas Legends (D-League).
21: Reassigned Justin Anderson, Jeremy Evans and Salah Mejri to the Texas Legends (D-League).
22: Recalled Justin Anderson, Jeremy Evans and Salah Mejri from the Texas Legends (D-League).
- Feb. 20: Reassigned Justin Anderson and Jeremy Evans to the Texas Legends (D-League).
21: Recalled Justin Anderson and Jeremy Evans from the Texas Legends (D-League).
22: Signed free agent David Lee. Waived John Jenkins.

2014-15

- June 25: Acquired Tyson Chandler and Raymond Felton from New York in exchange for Samuel Dalembert, Jose Calderon, Wayne Ellington, Shane Larkin and two 2014 second round picks.
- July 14: Acquired Greg Smith from Chicago in exchange for the rights to Tadija Dragicevic.
15: Re-signed Dirk Nowitzki. Signed free agent Chandler Parsons.
16: As part of a sign-and-trade deal, sent DeJuan Blair to Washington in exchange for the rights to Emir Preldzic.
17: Re-signed Devin Harris.
18: Signed free agent Eric Griffin.
21: Signed free agent Richard Jefferson.
24: Signed free agent Jameer Nelson.
29: Signed free agents Al-Farouq Aminu and Ivan Johnson.
- Sept. 3: Re-signed Bernard James.
22: Signed free agent Doron Lamb.
23: Signed free agent Charlie Villanueva.





Oct.	15: 20: 25: 29:	Signed free agent Yuki Togashi. Waived Eric Griffin and Yuki Togashi. Waived Bernard James, Ivan Johnson and Doron Lamb. Signed free agent Jose Juan Barea. Waived Gal Mekel.
Nov.	20: 24: 27:	Assigned Ricky Ledo to the Texas Legends (D-League). Recalled Ricky Ledo from the Texas Legends (D-League). Reassigned Ricky Ledo to the Texas Legends (D-League).
Dec.	4: 5: 6: 8: 12: 18: 20: 27: 28:	Recalled Ricky Ledo from the Texas Legends (D-League). Reassigned Ricky Ledo to the Texas Legends (D-League). Recalled Ricky Ledo from the Texas Legends (D-League). Reassigned Ricky Ledo to the Texas Legends (D-League). Recalled Ricky Ledo from the Texas Legends (D-League). Acquired Rajon Rondo and Dwight Powell from Boston in exchange for Brandan Wright, Jae Crowder, Jameer Nelson, a 2015 first round pick and a 2016 second round pick. Reassigned Ricky Ledo to the Texas Legends (D-League). Recalled Ricky Ledo from the Texas Legends (D-League). Assigned Ricky Ledo and Dwight Powell to the Texas Legends (D-League). Recalled Ricky Ledo and Dwight Powell from the Texas Legends (D-League).
Jan.	3: 6: 9:	Reassigned Ricky Ledo to the Texas Legends (D-League). Recalled Ricky Ledo from the Texas Legends (D-League). Reassigned Ricky Ledo to the Texas Legends (D-League).
Feb.	2: 11: 18: 21:	Recalled Ricky Ledo from the Texas Legends (D-League). Signed free agent Bernard James to a 10-day contract. Signed free agent Amar'e Stoudemire. Waived Ricky Ledo. Signed Bernard James to a second 10-day contract.
Mar.	3: 7: 8: 11: 12: 13: 14: 15: 21: 23: 25: 26:	Signed Bernard James for the remainder of the season. Assigned Dwight Powell to the Texas Legends (D-League). Recalled Dwight Powell from the Texas Legends (D-League). Reassigned Dwight Powell to the Texas Legends (D-League). Recalled Dwight Powell from the Texas Legends (D-League). Reassigned Dwight Powell to the Texas Legends (D-League). Recalled Dwight Powell from the Texas Legends (D-League). Reassigned Dwight Powell to the Texas Legends (D-League). Recalled Dwight Powell from the Texas Legends (D-League). Assigned Dwight Powell to the Texas Legends (D-League). Recalled Dwight Powell from the Texas Legends (D-League). Reassigned Dwight Powell to the Texas Legends (D-League). Recalled Dwight Powell from the Texas Legends (D-League).
Apr.	3: 4:	Reassigned Dwight Powell to the Texas Legends (D-League). Recalled Dwight Powell from the Texas Legends (D-League).
 2013-14		
June	27: 28:	Acquired the draft rights to 18th overall pick Shane Larkin from Atlanta in exchange for Jared Cunningham, the draft rights to 44th overall pick Mike Muscala and the draft rights to 16th overall pick Lucas Nogueira, which were acquired along with two 2014 second round picks from Boston in exchange for the draft rights to the 13th overall pick Kelly Olynyk. Acquired the draft rights to 43rd overall pick Ricky Ledo from Philadelphia in exchange for a 2014 second round pick that was originally sent to Dallas from Boston (via Brooklyn) in a deal that also included the draft rights to 16th overall pick Lucas Nogueira.
July	11: 19: 22: 23: 24: 25: 26: 29: 31:	Signed free agents Jose Calderon and Gal Mekel. Signed free agent Samuel Dalembert. Waived Bernard James. Traded the draft rights to Nick Calathes to Memphis in exchange for a 2016 second round draft pick. Waived Josh Akogon. Signed free agent Monta Ellis. Signed rookie Ricky Ledo. Re-signed Brandan Wright. Re-signed Bernard James. Signed free agent Wayne Ellington. Signed rookie Shane Larkin. Signed free agent Devin Harris.
Aug.	7:	Signed free agent DeJuan Blair.
Sept.	10: 13: 30:	Signed free agents Fab Melo, D.J. Kennedy and Mickey McConnell. Signed free agent Devin Ebanks. Signed free agent Renaldo Balkman.
Oct.	22: 26:	Waived Renaldo Balkman, Devin Ebanks, D.J. Kennedy and Fab Melo. Waived Mickey McConnell.
Nov. Dec.	30: 11: 22: 23: 31:	Assigned Ricky Ledo to the Texas Legends (D-League). Assigned Jared Cunningham to the Texas Legends (D-League). Waived Derek Fisher. Signed free agent Chris Douglas-Roberts. Recalled Jared Cunningham from the Texas Legends (D-League).
Jan.	6: 18: 22: 25: 31:	Recalled Ricky Ledo from the Texas Legends (D-League). Re-assigned Ricky Ledo to the Texas Legends (D-League). Recalled Ricky Ledo from the Texas Legends (D-League). Re-assigned Ricky Ledo to the Texas Legends (D-League). Recalled Ricky Ledo from the Texas Legends (D-League). Assigned Shane Larkin and Ricky Ledo to the Texas Legends (D-League).
Feb.	2:	Recalled Shane Larkin from the Texas Legends (D-League).





- 27: Recalled Ricky Ledo from the Texas Legends (D-League). Assigned Jae Crowder, Bernard James and Shane Larkin to the Texas Legends (D-League).
- 28: Recalled Jae Crowder, Bernard James and Shane Larkin from the Texas Legends (D-League). Re-assigned Ricky Ledo to the Texas Legends (D-League).
- Mar. 1: Re-assigned Jae Crowder and Shane Larkin to the Texas Legends (D-League).
- 2: Recalled Jae Crowder and Shane Larkin from the Texas Legends (D-League).
- 4: Assigned Gal Mekel to the Texas Legends (D-League).
- 9: Recalled Gal Mekel from the Texas Legends (D-League).
- 14: Re-assigned Shane Larkin to the Texas Legends (D-League).
- 15: Recalled Shane Larkin from the Texas Legends (D-League). Re-assigned Gal Mekel to the Legends.
- 21: Recalled Gal Mekel from the Texas Legends (D-League).

2012-13

- June 28: Acquired the draft rights to the 24th overall pick Jared Cunningham, the 33rd overall pick Bernard James and the 34th overall pick Jae Crowder in the 2012 NBA Draft from Cleveland in exchange for Kelenna Azubuike and the draft rights to the 17th overall pick Tyler Zeller. Traded the draft rights to Darius Johnson-Odom (55th overall pick in 2012 NBA Draft) to the L.A. Lakers in exchange for cash considerations.
- 29: Traded Lamar Odom to the L.A. Clippers and the draft rights to Shan Foster to Utah in exchange for the draft rights to Tadija Dragicevic from Utah and cash considerations from Houston in a deal that also sent Mo Williams from the L.A. Clippers to Utah and the draft rights to Furkan Aldemir (53rd overall pick in the 2012 NBA Draft) from the L.A. Clippers to Houston.
- July 12: Waived Brendan Haywood and designated him as team's amnesty player. Acquired Darren Collison and Dahntay Jones from Indiana in exchange for Ian Mahinmi.
- 13: Awarded Elton Brand via amnesty waiver claim. Signed free agent Chris Kaman.
- 19: Signed free agent O.J. Mayo.
- 20: Signed rookie Jae Crowder.
- 21: Signed rookie Jared Cunningham.
- 25: Signed rookie Bernard James.
- 26: Re-signed Delonte West.
- Sept. 27: Signed Josh Akognon, Tu Holloway and DJ Mbenga to training camp contracts.
- Oct. 2: Waived Tu Holloway and DJ Mbenga.
- 18: Waived Josh Akognon.
- 25: Awarded Eddy Curry on a waiver claim.
- 27: Signed Melvin Ely and Chris Douglas-Roberts.
- 28: Waived Melvin Ely and Chris Douglas-Roberts.
- 29: Waived Delonte West.
- Nov. 2: Waived Eddy Curry. Signed free agent Troy Murphy.
- 29: Waived Troy Murphy. Signed free agent Derek Fisher.
- Dec. 11: Assigned Jared Cunningham to the Texas Legends (D-League).
- 22: Waived Derek Fisher.
- 23: Signed free agent Chris Douglas-Roberts.
- 31: Recalled Jared Cunningham from the Texas Legends (D-League).
- Jan. 6: Waived Chris Douglas-Roberts.
- 8: Signed free agent Mike James to a 10-day contract.
- 18: Signed free agent Mike James to a second 10-day contract.
- 28: Signed free agent Mike James for the remainder of the season. Re-assigned Jared Cunningham to the Texas Legends (D-League).
- Feb. 21: Acquired Anthony Morrow from Atlanta in exchange for Dahntay Jones.
- Mar. 9: Waived Dominique Jones.
- 13: Signed free agent Chris Wright to a 10-day contract.
- 25: Signed free agent Justin Dentmon to a 10-day contract.
- 30: Recalled Jared Cunningham from the Texas Legends (D-League).
- Apr. 3: Signed free agent Josh Akognon to a 10-day contract.
- 13: Signed free agent Josh Akognon.

2011-12

- June 23: Acquired Rudy Fernandez along with the rights to Petteri Koponen from Portland in a deal that sent the draft rights to Jordan Hamilton (26th overall pick) and Andre Miller to Denver, and additionally, sent the draft rights to Tanguy Ngombo (57th overall selection) and Raymond Felton to Portland.
- Dec. 9: Signed free agent Brandan Wright.
- 10: Acquired Andy Rautins from New York along with a protected 2012 second-round draft pick from Washington...In exchange, New York received Tyson Chandler, the draft rights to Ahmad Nivins and Giorgos Printezis from Dallas, while Washington received Ronny Turiaf, a 2013 second-round pick and cash considerations from New York and a 2012 second-round pick from Dallas.





- 11: Acquired Lamar Odom, a 2012 second-round draft pick and other second-round considerations in 2013 from the Los Angeles Lakers in exchange for a protected first-round draft pick. Signed free agent Drew Neitzel.
- 12: Signed free agent Vince Carter. Re-signed Brian Cardinal.
- 13: Traded Rudy Fernandez and Corey Brewer to Denver for a 2016 second-round pick. Signed free agent Delonte West.
- 14: Signed free agent Jerome Randle.
- 15: Waived Andy Rautins.
- 21: Signed free agent Sean Williams.
- 22: Waived Jerome Randle and Drew Neitzel.

Jan. 6: Signed free agent Yi Jianlian.

Mar. 22: Waived Sean Williams.
23: Signed free agent Kelenna Azubuike.

2010-11

June 24: Acquired the rights to 25th overall pick Dominique Jones from Memphis in exchange for cash considerations. Traded the draft rights of 50th overall pick Solomon Alabi to Toronto for a 2013 second-round pick and cash considerations.

July 9: Re-signed free agent Brendan Haywood.

13: Acquired Tyson Chandler and Alexis Ajinca from the Charlotte Bobcats in exchange for Erick Dampier, Eduardo Najera, Matt Carroll and cash considerations. Signed first-round pick Dominique Jones. Signed free agent Ian Mahinmi.

19: Re-signed Dirk Nowitzki.

Aug. 18: Re-signed Tim Thomas

Sept. 23: Signed free agent Steve Novak

27: Signed Brian Cardinal, Dee Brown and Adam Haluska to training camp contracts.

30: Waived Tim Thomas

Oct. 21: Waived Dee Brown and Adam Haluska

Nov. 30: Assigned Dominique Jones and Rodrigue Beaubois to the Texas Legends of the NBA Development League

Jan. 2: Recalled Dominique Jones from the Texas Legends (D-League).

4: Recalled Rodrigue Beaubois from the Texas Legends (D-League).

5: Waived Steve Novak.

10: Signed free agent Sasha Pavlovic to a 10-day contract.

20: Re-signed free agent Sasha Pavlovic to a second 10-day contract.

24: Acquired the draft rights to Georgios Printezis from Toronto in exchange for Alexis Ajinca, a second-round draft pick and cash considerations. Signed free agent Peja Stojakovic.

Mar. 3: Signed free agent Corey Brewer.

June 23: Acquired Rudy Fernandez along with the rights to Petteri Koponen from Portland in a deal that sent the draft rights to Jordan Hamilton (26th overall selection) and Andre Miller to Denver and additionally, sent the draft rights to Tanguy Ngombo (57th overall pick) and Raymond Felton to Portland.

2009-10

June 24: Acquired from Portland the 24th and 56th overall selections of the 2009 NBA Draft and the lesser of Portland's two second-round picks in the 2010 NBA Draft for the 22nd overall pick of the 2009 NBA Draft.

25: Acquired draft rights to Rodrigue Beaubois (25th overall pick) and a second-round pick from Oklahoma City in exchange for BJ Mullens (24th overall pick). Drafted Ahmad Nivins with the 56th overall pick in the second-round of the NBA Draft. Acquired draft rights to Nick Calathes (45th overall pick) from Minnesota in exchange for a 2010 second-round pick (formerly acquired from Portland).

July 7: Signed first-round pick Rodrigue Beaubois.

8: Signed free agent Quinton Ross.

9: Acquired Shawn Marion, Kris Humphries, Nathan Jawai and cash considerations from Toronto for Antoine Wright and Devean George in a deal that also sent Greg Buckner to Dallas from Memphis in exchange for Jerry Stackhouse and cash considerations, a second-round pick and cash considerations from Toronto to Memphis, and Hedo Turkoglu from Orlando to Toronto for cash considerations from Dallas and Toronto.

11: Re-signed free agent Jason Kidd.

28: Signed free agent Tim Thomas.

30: Signed free agent Drew Gooden.

Sept. 14: Re-signed James Singleton. Waived Greg Buckner.

28: Signed free agent Jake Voskuhl.

Oct. 20: Acquired a conditional second-round pick from Minnesota in exchange for Nathan Jawai.

22: Waived Jake Voskuhl.

Jan. 11: Acquired Eduardo Najera from NJ in exchange for Kris Humphries and Shawne Williams.

Feb. 13: Acquired Caron Butler, DeShawn Stevenson, Brendan Haywood, cash from WAS for Josh Howard, Drew Gooden, James Singleton and Quinton Ross.

24: Signed Von Wafer to 10-day contract.





- June 24: Acquired the rights to 25th overall pick Dominique Jones from Memphis in exchange for cash considerations. Traded the draft rights of 50th overall pick Solomon Alabi to Toronto for a 2013 second-round pick and cash considerations.
- July 9: Re-signed Brendan Haywood.
- 13: Acquired Tyson Chandler and Alexis Ajinca from the Charlotte Bobcats in exchange for Erick Dampier, Eduardo Najera, Matt Carroll and cash considerations. Signed first-round pick Dominique Jones. Signed free agent Ian Mahinmi.
- 19: Re-signed Dirk Nowitzki.
- August 18: Re-signed Tim Thomas.

2008-09

- Apr. 30: Relieved Avery Johnson of head coaching duties.
- May 9: Announced Rick Carlisle as head coach.
- June 26: Drafted Shan Foster with the 51st overall pick in the second-round of the NBA Draft.
- July 2: Signed free agent Gerald Green.
- 9: Re-signed Jose Juan Barea. Signed free agent DeSagana Diop.
- 11: Re-signed Antoine Wright. Signed free agents Keith McLeod and James Singleton.
- Aug. 20: Re-signed Devean George.
- Sept. 2: Named Terry Stotts, Dwane Casey, Mario Elie and Tom Sterner assistant coaches.
- 30: Signed Reyshawn Terry, Charles Rhodes and JaJuan Smith to training camp contracts.
- Oct. 2: Named Paul Westphal Executive Vice President of Basketball Operations.
- 10: Acquired Shawne Williams from Indiana in exchange for Eddie Jones and two second-round picks.
- 20: Waived Charles Rhodes.
- 22: Waived Cheyne Gadson, JaJuan Smith and Reyshawn Terry.
- 23: Waived Keith McLeod.
- 28: Exercised contract option on Shawne Williams.
- Jan. 16: Acquired Matt Carroll and Ryan Hollins from Charlotte in exchange for DeSagana Diop.

2007-08

- June 28: Drafted Nick Fazekas with the 34th overall pick and Renaldas Seibutis with the 50th overall pick in the second-round of the NBA Draft. Acquired draft rights to Reyshawn Terry (44th overall pick) from Orlando for the draft rights to Milovan Rakovic (60th overall pick).
- July 12: Re-signed Devean George.
- 13: Re-signed Jerry Stackhouse.
- 26: Signed second-round pick Nick Fazekas. Signed free agent Brandon Bass.
- Aug. 6: Signed free agent Eddie Jones.
- 31: Waived Pops Mensah-Bonsu.
- Sept. 12: Extended the contract of Devin Harris.
- 28: Acquired Trenton Hassell from Minnesota for Greg Buckner.
- Oct. 1: Signed free agents Darvin Ham, Jared Newson and Jamal Sampson.
- 22: Waived Jamal Sampson.
- 24: Waived Darvin Ham and Jared Newson.
- 30: Waived D.J. Mbenga.
- Nov. 1: Signed free agent Juwan Howard.
- 20: Assigned Nick Fazekas to D-League's Tulsa 66ers.
- Dec. 17: Assigned Maurice Ager to D-League's Tulsa 66ers.
- Jan. 6: Recalled Maurice Ager from D-League.
- Feb. 10: Assigned Maurice Ager to D-League's Tulsa 66ers.
- 13: Recalled Nick Fazekas from D-League.
- 19: Acquired Jason Kidd, Malik Allen and Antoine Wright from New Jersey for Devin Harris, Trenton Hassell, Keith Van Horn, Maurice Ager, DeSagana Diop and two first-round draft picks. Waived Nick Fazekas.
- 26: Signed free agent Jamaal Magloire.
- Mar. 4: Signed free agent Tyronn Lue.

2006-07

- June 28: Drafted Maurice Ager with the 28th overall pick in the first-round of the NBA Draft and J.R. Pinnock in the second-round (58th pick). Acquired future second-round pick from L.A. Lakers for Pinnock's draft rights.
- July 12: Acquired Austin Croshere from Indiana for Marquis Daniels.





- 13: Signed free agent Greg Buckner. Re-signed D.J. Mbenga.
- 24: Acquired Anthony Johnson from Indiana for Darrell Armstrong, Rawle Marshall and Josh Powell.
- 25: Re-signed Jason Terry.
- Aug. 2: Signed free agent Devean George.
- 3: Signed rookie free agent Pops Mensah-Bonsu.
- 4: Waived Pavel Podkolzin.
- 17: Signed free agent Ndudi Ebi and rookie free agents Jose Barea, Pat Carroll and Darius Washington.
- Sep. 26: Extended the contract of Dirk Nowitzki.
- Oct. 15: Waived Pat Carroll.
- 20: Waived Darius Washington.
- 26: Waived Ndubi Ebi.
- 28: Extended the contract of Josh Howard.
- Feb. 22: Acquired a 2007 second-round pick from Atlanta for Anthony Johnson.
- Apr. 2: Signed Kevin Willis to a 10-day contract.
- 12: Signed Kevin Willis for the remainder of the season.

2005-06

- Aug. 2: Signed rookie free agent Josh Powell.
- 5: Signed rookie free agent Rawle Marshall.
- 15: Waived Michael Finley. Re-signed Darrell Armstrong.
- 19: Signed free agents Doug Christie and DeSagana Diop.
- Sep. 3: Signed free agents Kaniel Dickens, Erick Strickland and Samo Udrih.
- 10: Waived Samo Udrih.
- 18: Waived Shawn Bradley.
- 22: Waived Erick Strickland.
- 26: Waived Kaniel Dickens.
- 28: Waived Tariq Abdul-Wahad.
- Nov. 25: Waived Doug Christie.
- 28: Signed free agent Adrian Griffin.

2004-05

- June 24: Acquired Christian Laettner, Jerry Stackhouse and the draft rights to Devin Harris from Washington for Antawn Jamison and cash considerations. Acquired draft rights to Pavel Podkolzin from Utah for a future first-round draft choice. Drafted Vassilis Spanoulis with the 50th overall selection in the NBA Draft and traded his rights to the Houston Rockets for the draft rights to Luis Flores.
- July 2: Signed first-round pick Devin Harris.
- 14: Re-signed Marquis Daniels. Signed free agent D.J. Mbenga.
- 26: Acquired Calvin Booth from Seattle for Danny Fortson.
- 29: Signed rookie Pavel Podkolzin.
- Aug. 4: Acquired Alan Henderson, Jason Terry and a future first-round pick from Atlanta for Tony Delk and Antoine Walker.
- Aug. 24: Acquired Erick Dampier, Dan Dickau, Evan Eschmeyer and the draft rights to Steve Logan from Golden State for Christian Laettner, Eduardo Najera, two first-round draft picks, the draft rights to both Luis Flores and Mladen Sekularac and cash considerations.
- Sept. 1: Waived Jon Stefansson.
- Sept. 30: Signed free agent Avery Johnson.
- Oct. 4: Signed free agent Derek Hood.
- 20: Signed free agent Jason Sasser.
- Oct. 23: Evan Eschmeyer announced his retirement.
- 24: Signed free agent Felipe Lopez.
- 28: Avery Johnson announced his retirement.
- 29: Waived Derek Hood, Felipe Lopez and Jason Sasser.
- Dec. 3: Acquired Darrell Armstrong from New Orleans for Dan Dickau and a second-round pick.
- Feb. 24: Acquired Keith Van Horn from Milwaukee for Calvin Booth, Alan Henderson and cash considerations.
- Mar. 1: Signed free agent Alan Henderson.
- 19: Don Nelson resigned to assume a consultant role and Avery Johnson is named head coach.
- Apr. 11: Suspended Jerry Stackhouse one game for conduct detrimental to the team.





2003-04

- June 26: Drafted Josh Howard with the 29th overall selection and Xue Yuyang with the 57th overall selection of the NBA Draft. Acquired a 2004 second-round pick from Denver for the rights to Xue Yuyang.
- July 3: Signed first-round pick Josh Howard.
29: Signed rookie free agent Marquis Daniels.
- Aug. 18: Acquired Danny Fortson, Antawn Jamison, Chris Mills and Jiri Welsch from Golden State for Evan Eschmeyer, Avery Johnson, Popeye Jones, Antoine Rigaudeau and Nick Van Exel.
22: Signed free agent Travis Best.
- Sep. 4: Signed free agent Jon Stefansson.
9: Signed free agents Josh Powell and Rod Gregoire.
- Oct. 3: Waived Rod Gregoire.
20: Waived Josh Powell. Acquired Tony Delk and Antoine Walker from Boston for Raef LaFrentz, Chris Mills, Jiri Welsch and a 2004 first-round draft pick.
- Jan. 6: Signed Mamadou N'Diaye to a 10-day contract.
16: Signed Mamadou N'Diaye to a second 10-day contract.
30: Obtained Scott Williams on a waiver claim.

2002-03

- June 24: Waived Danny Manning.
26: Drafted Mladen Sekularac with the 55th overall selection in the NBA Draft.
- July 1: Named Donn Nelson president of basketball operations.
30: Re-signed Raef LaFrentz.
- Sept. 20: Signed free agent Popeye Jones.
28: Re-signed Eduardo Najera.
30: Signed free agents Raja Bell, Kipp Christianson, Adam Harrington and Derek Hood.
- Oct. 18: Signed Walt Williams.
25: Waived Derek Hood.
- Nov. 16: Signed Mark Strickland.
28: Waived Mark Strickland.
- Jan. 7: Waived Adam Harrington.
17: Signed Antoine Rigaudeau.

2001-02

- June 27: Drafted Kyle Hill with the 44th overall selection and Kenny Satterfield with the 54th overall selection in the NBA Draft.
- July 23: Re-signed Michael Finley to a seven-year contract.
27: Signed free agent Adrian Griffin.
- Aug. 2: Signed free agents Danny Manning, Khalid El-Amin and Darrick Martin.
8: Re-signed Shawn Bradley and signed free agent Evan Eschmeyer to an offer sheet.
10: Traded Howard Easley to New York for Muggsy Bogues as part of a three-team trade that also included Dallas trading the draft rights to second-round pick Kyle Hill to Houston.
23: Acquired Tim Hardaway from Miami for a second-round draft pick.
25: Signed free agent Evan Eschmeyer.
- Sept. 25: Acquired second-round draft pick or future considerations from Denver for Kenny Satterfield.
- Oct. 1: Signed free agents Ruben Wolkowyski and Chris Robinson.
8: Waived Chris Robinson.
29: Waived Khalid El-Amin and Muggsy Bogues.
- Nov. 20: Waived Darrick Martin. Signed free agent Omar Cook.
27: Signed free agent Johnny Newman and waived Ruben Wolkowyski.
- Dec. 28: Requested waivers on Omar Cook.
- Jan. 12: Signed free agent Charlie Bell to a 10-day contract.
15: Signed Charlie Bell for the remainder of the season.
- Feb. 21: Acquired Tariq Abdul-Wahad, Avery Johnson, Raef LaFrentz and Nick Van Exel from Denver for Tim Hardaway, Donnell Harvey, Juwan Howard and a 2002 first-round draft choice. Waived Charlie Bell.





2000-01

- June 28: Drafted Etan Thomas with the 12th overall selection in the NBA Draft. Acquired the draft rights to Courtney Alexander (13th overall) from Orlando for cash and Dallas' first-round pick in the 2001 NBA Draft. Acquired the draft rights to Donnell Harvey (22nd overall) and John Wallace from New York for Erick Strickland and the draft rights to Pete Mickeal (58th overall). Acquired Eric Murdock from L.A. Clippers for Sean Rooks.
- July 6: Signed Courtney Alexander to a three-year contract.
- 7: Signed Etan Thomas to a three-year contract. Signed Eduardo Najera to a two-year contract.
- Aug. 1: Re-signed Hubert Davis to a four-year contract. Re-signed Gary Trent to a one-year contract.
- 5: Re-signed Greg Buckner to a two-year contract.
- 16: Acquired Howard Easley from Utah, Bill Curley from Golden State and Dana Barros from Boston as part of a four-team trade for Bruno Sundov (to Utah), Robert Pack, John "Hot Rod" Williams and cash (to Boston).
- 29: Acquired Christian Laettner and Terry Mills from Detroit for Cedric Ceballos, John Wallace, Eric Murdock and cash.
- Oct. 12: Claimed John Celestand off waivers.
- 16: Exercised option for a fourth year on Dirk Nowitzki.
- 17: Acquired Loy Vaught from Detroit for Dana Barros and Ansu Sesay.
- 21: Waived Mike Jones, Ace Custis and Jamal Kendrick.
- 27: Waived John Celestand.
- Nov. 28: Signed Mark Bryant. Waived Bill Curley.
- Feb. 22: Acquired Calvin Booth, Obinna Ekezie and Juwan Howard from Washington for Courtney Alexander, Hubert Davis, Christian Laettner, Etan Thomas and Loy Vaught.
- 28: Signed Vernon Maxwell for the remainder of the season.
- April 4: Signed Wang Zhizhi to a two-year contract.

1999-2000

- June 30: Acquired draft rights to Leon Smith (29th overall) from San Antonio for the draft rights to Gordan Giricek (40th overall) and a second-round pick in the 2000 draft. Drafted Wang Zhizhi with 36th overall selection.
- Aug. 5: Signed free agent Greg Buckner to a one-year contract.
- 27: Signed free agent Gary Trent to a one-year contract with a one-year player option. Signed free agent Cedric Ceballos to a two-year contract.
- Sept. 1: Acquired Sean Rooks and a second-round draft pick in 2000 from L.A. Lakers for A.C. Green.
- 29: Acquired a 2000 second-round pick from Chicago for Chris Anstey.
- Oct. 4: Signed free agents Jason Sasser, Zendon Hamilton, Kevin Ollie, Anthony "Pig" Miller and Ben Davis.
- 7: Signed free agent Kebu Stewart.
- 8: Waived Anthony "Pig" Miller.
- 15: Waived Zendon Hamilton and Ben Davis.
- 23: Signed free agent Charles Shackleford.
- 26: Signed free agent Ira Bowman. Waived Charles Shackleford.
- 29: Waived Kevin Ollie and Jason Sasser.
- Nov. 1: Signed free agent Randell Jackson. Waived Ira Bowman and Greg Buckner.
- 3: Signed draft pick Leon Smith to a three-year contract.
- 4: Signed free agent Rick Hughes. Waived Kebu Stewart.
- Dec. 2: Signed free agent Damon Jones.
- 6: Placed Leon Smith on the suspended list.
- 19: Waived Randell Jackson.
- Jan. 4: Announced that owner Ross Perot Jr. has reached an agreement to sell a majority interest in the team to Mark Cuban.
- 5: Waived Rick Hughes and Damon Jones.
- 6: Signed free agent Greg Buckner to a 10-day contract.
- 8: Signed Damon Jones to a 10-day contract.
- 16: Signed Greg Buckner to a second 10-day contract.
- 18: Signed Damon Jones to a second 10-day contract.
- 26: Signed Greg Buckner for the remainder of the season.
- 28: Signed Damon Jones for the remainder of the season.
- Feb. 3: Signed free agent Dennis Rodman.
- 4: Waived Leon Smith.
- March 8: Waived Dennis Rodman.
- April 10: Signed free agent Rodrick Rhodes.
- 11: Mark Cuban is approved by the NBA Board of Governors as the team's new majority owner.





1998-99

- June 24: Acquired Dirk Nowitzki (9th overall pick) and Pat Garrity (19th overall) from Milwaukee for the draft rights to Robert Traylor (6th overall) in the 1998 NBA Draft. Acquired Steve Nash from Phoenix for the draft rights to Pat Garrity, Martin Mürsepp, Bubba Wells and Dallas' 1999 first-round draft pick. Drafted Ansu Sesay with the 30th overall selection, Bruno Sundov with the 35th overall selection and Greg Buckner with the 53rd overall selection.
- Jan. 21: Signed first-round pick Dirk Nowitzki to a three-year contract, with a team option for a fourth year. Signed second-round picks Ansu Sesay and Greg Buckner, and free agent Ace Custis to one-year contracts.
- 22: Signed free agent John "Hot Rod" Williams to a three-year contract.
- 25: Signed Steve Nash to a six-year contract extension, effective at the conclusion of the 1998-99 season. Signed free agent Gary Trent to a one-year contract.
- Jan. 27: Signed free agent Cedric Ceballos to a one-year contract.
- Feb. 2: Waived Greg Buckner.
- 18: Waived Khalid Reeves.
- March 29: Signed second-round pick Bruno Sundov to a two-year contract.

1997-98

- June 1: Sasha Danilovic exercised the early termination option of his contract, forgoing the final two years.
- 25: Acquired the draft rights to Chris Anstey (18th overall pick) and cash from Portland for draft rights to Kelvin Cato (15th overall pick) in the 1997 NBA Draft. Drafted Bubba Wells with the 35th overall selection.
- Aug. 18: Signed free agent Erick Strickland to a six-year contract. Renounced rights to Sasha Danilovic.
- Sept. 4: Signed free agent Hubert Davis to a six-year contract.
- 24: Acquired Dennis Scott and \$500,000 (which was given to the Dallas Mavericks Foundation) from Orlando for Derek Harper and Ed O'Bannon.
- Oct. 1: Signed Michael Finley to a five-year contract extension.
- 2: Signed second-round draft pick Bubba Wells to a two-year contract. Signed free agent Ace Custis to a one-year contract.
- 7: Signed free agent Kevin Ollie to a one-year contract.
- 21: Signed free agent Adrian Caldwell to a one-year contract.
- Nov. 3: Waived Adrian Caldwell. Signed first-round pick Chris Anstey to a three-year contract.
- Dec. 4: Dismissed head coach Jim Cleamons and assistants Butch Beard and Sonny Allen. General Manager Don Nelson assumed coaching duties.
- 17: Waived Kevin Ollie. Signed free agent Eric Riley to a one-year contract.
- Feb. 18: Acquired Cedric Ceballos from Phoenix for Dennis Scott.
- March 27: Signed free agent Shawn Respert to a 10-day contract.
- April 8: Signed free agent Shawn Respert to a second 10-day contract.

1996-97

- May 1: Announced that owner Donald Carter had sold majority interest in the team to Ross Perot Jr. and David McDavid. Announced that head coach Dick Motta would be retained as a consultant.
- 31: Named Jim Cleamons head coach.
- June 21: Acquired Eric Montross and a 1996 first-round choice from Boston for first-round draft choices in 1996 (6th) and 1997.
- 29: Traded Cherokee Parks to Minnesota. In exchange, the Timberwolves agree to remove 2-6 lottery protection of the 1997 Minnesota first-round choice, which Dallas had previously acquired in the Sean Rooks trade (11/2/94).
- July 17: Signed free agent Chris Gatling to a five-year contract. Renounced rights to free agents Scott Brooks, Lucious Harris, Lorenzo Williams and David Wood.
- 23: Acquired Jimmy King and second-round draft choices in either 1997 and 1998 or 1998 and 1999 from Toronto for Popeye Jones and New York's 1997 first-round draft choice.
- 26: Signed free agent Derek Harper to a two-year contract.
- Aug. 23: Signed Samaki Walker to a three-year contract.
- Sept. 30: Signed Shawn Harvey to a one-year contract. Signed free agents Greg Dreiling and Jeff Webster. Signed rookie free agents Herb Jones, Jaime Peterson and Erick Strickland to one-year contracts.
- Oct. 4: Signed free agent Fred Roberts to a one-year contract.
- 17: Signed free agent Oliver Miller to a one-year contract.
- Nov. 12: Activated Samaki Walker (right quadriceps) from the injured list. Placed Erick Strickland (strained left shoulder) on the injured list.
- 21: Suspended Tony Dumas for one game.
- Dec. 26: Acquired Sam Cassell, Michael Finley, A.C. Green and a second-round draft choice in 1997 or 1998 from Phoenix for Jason Kidd, Tony Dumas





- and Loren Meyer.
- Jan. 6: Waived Erick Strickland.
- 28: Suspended Chris Gatling for one game.
- Feb. 7: Named Don Nelson general manager. Waived Oliver Miller.
- 14: Acquired Kurt Thomas, Sasha Danilovic and Martin Mürsepp from Miami for Jamal Mashburn. Waived Fred Roberts.
- 15: Signed Erick Strickland to a 10-day contract.
- 17: Acquired Shawn Bradley, Robert Pack, Khalid Reeves and Ed O'Bannon from New Jersey for Jim Jackson, Chris Gatling, Sam Cassell, George McCloud and Eric Montross.
- 25: Signed Erick Strickland for the remainder of the season.
- 27: Signed Jason Sasser to a 10-day contract.
- March 11: Signed Jamie Watson to a 10-day contract.
- 21: Signed Jamie Watson to a second 10-day contract. Signed Stevin Smith to a 10-day contract.
- 31: Signed Stevin Smith to a second 10-day contract.
- 15: Waived Greg Dreiling.
- April 10: Signed Stacey King to a 10-day contract.

1995-96

- June 24: Doug Smith claimed by Toronto in the expansion draft.
- Sept. 28: Signed Cherokee Parks to a three-year contract.
- Oct. 4: Signed Loren Meyer to a three-year contract.
- 5: Signed Lorenzo Williams to a one-year contract. Signed George McCloud to a two-year contract.
- Nov. 2: Suspended Roy Tarpley.
- Dec. 6: NBA disqualified Roy Tarpley for violating the terms of his aftercare agreement.
- Jan. 10: Signed Reggie Slater to a 10-day contract.
- 20: Signed Reggie Slater to a second 10-day contract.
- Feb. 1: Signed David Wood to a 10-day contract.
- 13: Signed David Wood to a second 10-day contract.
- 19: Waived Donald Hodge.
- 23: Signed David Wood to a contract for the remainder of the season.

1994-95

- May 17: Named Dick Motta head coach.
- June 30: Announced restricted free agent Randy White would not be tendered a qualifying offer. Exercised the option year in Popeye Jones' contract. Chose not to exercise the option year in Tim Legler's contract.
- Sept. 2: Signed first-round draft pick Jason Kidd to a nine-year contract. Renounced the rights to unrestricted free agents Tony Campbell, Fat Lever and Randy White.
- 17: Signed first-round draft pick Tony Dumas to a four-year contract. Renounced the rights to Greg Dreiling and Tim Legler.
- 30: The NBA announced the reinstatement of Roy Tarpley. Signed Popeye Jones to a three-year contract extension.
- Oct. 6: Signed Roy Tarpley to a six-year contract. Signed Morlon Wiley to a one-year contract with the club holding an option for a second year.
- Nov. 1: Acquired a first-round draft choice in 1996, 1997 or 1998 from Minnesota for Sean Rooks.
- Dec. 14: Suspended Roy Tarpley for one game.
- Jan. 30: Signed George McCloud to a 10-day contract.
- Feb. 9: Signed George McCloud to a second 10-day contract.
- 22: Signed George McCloud to a contract for the rest of the season.
- 23: Acquired Scott Brooks from Houston for Morlon Wiley and a 1995 second-round draft choice.

1993-94

- June 30: Acquired the rights to 1992 second-round pick Popeye Jones from Houston for the draft rights to second-round draft choice Eric Riley.
- July 23: Signed Tim Legler to a one-year contract with the team having an option for a second year.
- Aug. 12: Signed Ron "Popeye" Jones to a one-year contract with the club having an option for a second year.
- 30: Signed Lucious Harris to a three-year contract.
- Oct. 7: Signed unrestricted free agents Morlon Wiley, Greg Dreiling and Darren Morningstar to one-year contracts.
- 14: Signed Jamal Mashburn to an eight-year contract.
- Nov. 2: Waived Morlon Wiley.





- 12: Signed unrestricted free agent Chucky Brown to a one-year contract.
- 23: Waived Chucky Brown.
- Dec. 29: Waived Darren Morningstar.
- Jan. 6: Acquired Tony Campbell and 1997 first-round draft choice from New York for Derek Harper.
- Feb. 14: Signed Lorenzo Williams to a 10-day contract.
- 24: Signed Lorenzo Williams to a second 10-day contract.
- March 8: Signed Lorenzo Williams to a two-year contract.
- 31: Signed Morlon Wiley for the remainder of the season.
- May 3: Dismissed head coach Quinn Buckner.

1992-93

- June 24: Acquired 1995 first-round draft pick from New York for Rolando Blackman.
- July 7: Signed restricted free agent Donald Hodge to a four-year contract.
- 23: Renounced rights to restricted free agent Brian Quinnett.
- Aug. 12: Signed second-round draft choice Sean Rooks to a three-year contract.
- 17: Signed restricted free agent Tracy Moore to a one-year contract.
- 24: Signed unrestricted free agent Dexter Cambridge to a one-year contract with an option for a second year.
- Sept. 18: Traded Rodney McCray to Chicago for Golden State's first-round pick in 1993 and two conditional second-round draft choices.
- Oct. 6: Signed restricted free agent Brian Howard to a one-year contract.
- 7: Signed unrestricted free agents Stephen Bardo, Walter Bond and Walter Palmer to one-year contracts.
- 15: Signed unrestricted free agent Radisav Curcic to a one-year contract.
- Jan. 5: Waived Walter Palmer.
- 6: Waived Stephen Bardo.
- 13: Dismissed Richie Adubato as head coach. Named Gar Heard interim head coach.
- Feb. 4: Waived Tracy Moore. Signed Lamont Strothers to a 10-day contract.
- 15: Signed Lamont Strothers to a second 10-day contract.
- 16: Signed Morlon Wiley to a 10-day contract.
- 25: Released Lamont Strothers following the expiration of his second 10-day contract.
- 26: Signed Morlon Wiley to a second 10-day contract.
- March 2: Signed Tim Legler to a 10-day contract.
- 4: Signed Quinn Buckner to a five-year contract as head coach, beginning with the 1993-94 season. Signed Jim Jackson to a six-year contract.
- 8: Signed Morlon Wiley to a contract for the rest of the season.
- 12: Signed Tim Legler to a second 10-day contract.
- 22: Signed Tim Legler for the remainder of the season.

1991-92

- May 1: Did not exercise option on the second year of Alex English's contract, making him an unrestricted free agent.
- Aug. 2: Signed unrestricted free agent Brad Davis to a one-year contract.
- 6: Signed unrestricted free agent Terry Davis to a two-year contract.
- Oct. 3: Signed second-round draft choice Mike Iuzzolino to a two-year contract. Signed free agents Jim Grandholm and Joao Vianna.
- 5: Signed second-round draft pick Donald Hodge to a one-year contract.
- 16: NBA permanently dismissed Roy Tarpley under terms of the NBA anti-drug agreement.
- 30: Waived Jim Grandholm.
- Nov. 2: Signed Doug Smith to a four-year contract.
- 12: Waived Joao Vianna.
- Jan. 17: Signed Tracy Moore to a 10-day contract.
- 27: Signed Tracy Moore to a second 10-day contract.
- 29: Suspended James Donaldson without pay for one game for his role in an altercation in practice.
- Feb. 3: Signed Brian Howard to a 10-day contract.
- 6: Signed Tracy Moore to a contract for the remainder of the season.
- 13: Signed Brian Howard to a second 10-day contract.
- 20: Acquired Brian Quinnett from New York for James Donaldson.
- 24: Signed Brian Howard to a contract for the remainder of the season.





March 22: Signed Tom Garrick to a 10-day contract.
 April 3: Signed Tom Garrick to a second 10-day contract.

1990-91

June 21: Acquired Fat Lever from Denver for Washington's first-round choice in the 1990 draft and Detroit's first-round choice in 1991.
 26: Acquired Rodney McCray, Sacramento's 1990 second-round pick and Washington's 1991 second-round draft choice in exchange for Bill Wennington, Indiana's 1990 first-round draft choice and Dallas' 1990 first-round draft choice.
 27: Renounced the rights to restricted free agent Anthony Jones.
 July 19: Signed restricted free agent Bob McCann to a two-year contract.
 Aug. 15: Signed unrestricted free agent Alex English to a one-year contract.
 Oct. 1: Signed unrestricted free agents Kelvin Upshaw, John Shasky and Jim Grandholm.
 4: Signed restricted free agent Steve Alford to a one-year contract.
 18: Waived Jim Grandholm.
 27: Waived Bob McCann and Kelvin Upshaw.
 Nov. 11: Signed rookie free agent Jim Grandholm to a one-year contract.
 12: Signed free agent Kelvin Upshaw to a one-year contract.
 Dec. 24: Waived Kelvin Upshaw.
 29: Signed Kelvin Upshaw to a 10-day contract.
 Jan. 5: Signed Howard Wright to a 10-day contract.
 9: Signed Kelvin Upshaw to a second 10-day contract.
 15: Signed Howard Wright to a second 10-day contract.
 18: Coach Richie Adubato suspended for one game and fined \$1,500 by the NBA for his conduct following the 100-94 loss at San Antonio on Jan. 16.
 19: Signed Kelvin Upshaw to a contract for the remainder of the season.
 23: Released Howard Wright from his second 10-day contract.
 April 5: Roy Tarpley suspended by NBA drug counselors indefinitely without pay.

1989-90

June 15: Morlon Wiley claimed by Orlando in the expansion draft.
 July 5: Signed restricted free agent Anthony Jones to a one-year contract.
 Aug. 9: Signed unrestricted free agent Brad Davis to a two-year contract.
 23: Signed first-round draft choice Randy White to a five-year contract.
 31: Signed Roy Tarpley to a three-year contract extension.
 Oct. 5: Signed unrestricted veteran free agent Steve Alford to a one-year contract.
 6: Signed restricted free agent Bill Wennington to a two-year contract.
 12: Signed restricted free agent Sam Perkins to a one-year contract.
 26: Acquired a second-round draft choice in 1993 from Milwaukee for the rights to unsigned second-round draft choice Pat Durham.
 Nov. 16: Roy Tarpley suspended indefinitely by the ASAP Family Treatment Program for violating his aftercare program.
 29: Relieved head coach John MacLeod of his duties.
 Dec. 4: Named Richie Adubato head coach for the remainder of the season.
 14: Signed unrestricted free agent Micheal Williams to a one-year contract.
 26: Waived Michael Williams.
 Jan. 6: Signed unrestricted free agent Kelvin Upshaw to a 10-day contract.
 16: Signed Kelvin Upshaw to a second 10-day contract.
 20: Adrian Dantley signed an amendment to his contract, in effect making Dantley an unrestricted free agent at the end of the season. Dantley had been under contract through 1990-91.
 22: Released Kelvin Upshaw from the final four days of his second 10-day contract to allow Upshaw to pursue an opportunity in Europe. Roy Tarpley was removed from the suspended list by the ASAP Family Treatment Program.
 Feb. 12: Signed unrestricted free agent Bob McCann to a 10-day contract.
 22: Signed Bob McCann to a second 10-day contract.
 March 7: Signed Bob McCann to a contract for the remainder of the season.
 April 6: Suspended Roy Tarpley for two games for missing practice without notification.
 9: Signed free agent Mark Wade to a 10-day contract.
 17: Released Mark Wade from his 10-day contract.
 22: Named Richie Adubato permanent head coach.
 May 2: Waived Adrian Dantley per 1/20/90 contract amendment.





1988-89

- June 23: Sent the 1988 first-round draft choice (20th overall) to Miami. In exchange, Miami agreed to select Arvid Kramer, who was on Dallas' suspended list, in the expansion draft, bypassing Steve Alford, Uwe Blab and Bill Wennington.
- 28: Signed unrestricted free agent Brad Davis to a one-year contract.
- Nov. 1: Signed unrestricted free agent Terry Tyler to a one-year contract.
- 3: Waived Jim Farmer.
- Dec. 13: Waived Steve Alford.
- Jan. 5: Roy Tarpley was suspended by NBA drug counselors indefinitely without pay.
- 22: Signed Anthony Jones to a 10-day contract.
- Feb. 1: Signed Anthony Jones to a second 10-day contract.
- 13: Signed Anthony Jones to a contract for the remainder of the season.
- 15: Adrian Dantley and Detroit's first-round draft choice in 1991 from Detroit for Mark Aguirre.
- 21: Acquired Herb Williams from Indiana for Detlef Schrempf and a second-round draft choice in 1990 or 1991. Indiana received Dallas' second-round draft choice in the same year the Pacers give Dallas the first-round pick to complete the Garnett/Stansbury trade of October 1984.
- April 8: Signed Rolando Blackman and Derek Harper.
- 12: Activated Roy Tarpley from the suspended list.

1987-88

- June 4: Named John MacLeod head coach.
- 17: Signed free agent Dennis Nutt to a one-year contract.
- Oct. 1: Signed first-round draft choice Jim Farmer to a two-year contract.
- 9: Signed second-round draft choice Steve Alford to a two-year contract.
- 30: Waived Dennis Nutt.
- Nov. 17: Waived Al Wood.

1986-87

- June 17: Acquired a second-round choice in 1989 and future considerations from Cleveland for second-round draft choice Mark Price.
- 19: Waived right of first refusal on free agent Harold Keeling.
- July 23: Acquired Al Wood from Seattle for Dale Ellis.
- Sept. 3: Acquired a first-round draft choice in 1990 from Washington for Jay Vincent.
- Oct. 2: Signed Roy Tarpley to a five-year contract.
- 16: Signed Brad Davis to a one-year contract extension.
- 27: Waived Anthony Welch and Dennis Nutt.
- Dec. 22: Waived Myron Jackson.
- 31: Signed Dennis Nutt.
- Jan. 26: Signed Derek Harper to a nine-year contract extension.
- March 14: Signed James Donaldson to a five-year contract extension.
- April 7: The NBA suspended coach Dick Motta for one game for his public statements regarding the Houston Rockets.

1985-86

- May 1: Traded Denver's first-round pick in 1985 to Boston for the Celtics' first-round pick in 1985 and the second-round pick in 1988.
- 8: Waived Tom Sluby.
- 20: Head coach Dick Motta announced his retirement.
- June 26: Signed free agent Wallace Bryant to a two-year contract.
- July 19: Signed Uwe Blab to a four-year contract.
- Sept. 11: Signed Bill Wennington to a four-year contract.
- 24: Signed Detlef Schrempf to a four-year contract.
- Nov. 25: Acquired James Donaldson from L.A. Clippers for Kurt Nimphius.
- 26: Waived Wallace Bryant.
- Dec. 1: Signed Jay Vincent to a six-year contract extension (begins in 1987-88).
- 21: Suspended Mark Aguirre.
- 23: Reinstated Mark Aguirre.





- Jan. 3: Signed rookie Harold Keeling to a 10-day contract.
- 13: Signed Harold Keeling to a second 10-day contract.
- 23: Signed Harold Keeling to a contract for the remainder of the year.

1984-85

- July 12: New York signed free agent Pat Cummings. Dallas received New York's 1985 third round draft choice and 1986 second-round draft choice in exchange for not exercising right of first refusal.
- Aug. 23: Denver signed free agent Elston Turner. Dallas received Howard Carter in exchange for not exercising right of first refusal.
- Sept. 14: Acquired Wallace Bryant from Chicago for a second-round pick in 1986.
- 27: Signed Kurt Nimphius to a three-year contract.
- Oct. 8: Signed Terence Stansbury to a four-year contract.
- 9: Signed Sam Perkins to a five-year contract.
- 22: Acquired a 1990 first-round draft choice from Indiana for Bill Garnett and Terence Stansbury. If that choice is in the top seven selections, Dallas instead receives Indiana's 1991 first-rounder.
- 23: Waived Mark West.
- Dec. 17: Waived Howard Carter.

1983-84

- June 29: Traded second-round draft choice Dirk Minniefield for a second-round choice in 1986 and the option to switch 1987 second-round choices with New Jersey.
- Aug. 1: Signed first-round draft choice Derek Harper and second-round draft choice Mark West.
- 12: Acquired New Jersey's 1985 first-round draft choice, New York's 1984 second-round draft choice and Fouts Walker from New Jersey for Kelvin Ransey.
- Sept. 26: Signed first-round draft choice Dale Ellis to a five-year contract.
- Oct. 11: Waived Fouts Walker.
- Feb. 20: Signed Roger Phegley to a 10-day contract.
- March 1: Signed Roger Phegley to a second 10-day contract.
- 10: Signed Roger Phegley to a contract for the remainder of the season.

1982-83

- June 28: Acquired Kelvin Ransey from Portland for Wayne Cooper and a 1985 first-round draft choice.
- June 28: Acquired Pat Cummings from Milwaukee for a second-round pick in 1982.
- Aug. 31: Waived Tom LaGarde.
- Sept. 30: Signed first-round draft choice Bill Garnett to a five-year contract.
- Oct. 9: Waived Clarence Kea.
- Dec. 21: Waived Scott Lloyd.
- 27: Reinstated Corny Thompson from the injured list.

1981-82

- June 10: Signed first-round pick Mark Aguirre to a five-year contract.
- 24: Signed first-round pick Rolando Blackman to a five-year contract. Signed second-round pick Jay Vincent to a four-year contract.
- July 24: Placed Stan Pietkiewicz on waivers.
- 25: Signed second-round pick Elston Turner to a three-year contract.
- Aug. 20: Acquired Allan Bristow and Wayne Cooper from Utah for Bill Robinzine.
- Oct. 5: Waived Chad Kinch.
- 27: Waived Abdul Jeelani.
- Dec. 22: Waived Oliver Mack. Re-signed Clarence Kea.

1980-81

- June 9: Acquired a second-round pick in 1981 and future considerations from Phoenix for Wiley Peck. Signed rookie free agent Ralph Drollinger.
- Aug. 6: Signed free agent Jerome Whitehead.
- Sept. 11: Acquired a second-round draft choice in 1983 and future considerations from Utah for Billy McKinney.





- Oct. 16: Acquired a first-round draft choice in 1984 from Cleveland for Mike Bratz.
3: Waived Bingo Smith and Raymond Townsend.
8: Waived Clarence Kea, Ken Dancy and Jack Givens.
- 30: Acquired Bill Robinzine, Atlanta's first-round draft choice in 1983 (which belonged to Cleveland) and Cleveland's first-round draft choice in 1986 from Cleveland for Richard Washington and Jerome Whitehead.
- Nov. 6: Acquired future considerations from Washington for Austin Carr.
17: Signed free agent Oliver Mack. Waived Joe Hassett.
- Dec. 1: Waived Darrell Allums.
2: Waived Terry Duerod. Signed free agent Brad Davis.
- 10: Acquired Denver's first-round draft picks in 1981 and 1985 for a first-round pick in 1986 and Kiki Vandeweghe.
- Jan. 2: Signed free agent Monti Davis to a 10-day contract.
12: Signed free agent Stan Pietkiewicz to a 10-day contract. Waived Monti Davis.
21: Signed Stan Pietkiewicz to a second 10-day contract.
28: Signed Stan Pietkiewicz to a contract for the remainder of the season.
- Feb. 7: Acquired Chad Kinch and a first-round draft choice in 1985 for Geoff Huston and a third round draft choice in 1983.
10: Signed Clarence Kea to a 10-day contract.
19: Waived Winford Boynes. Signed Clarence Kea to a second 10-day contract.
- March 2: Signed Clarence Kea to a contract for the rest of the season. Ralph Drollinger announced his retirement.
27: Signed Brad Davis to a multi-year contract.





MAVS NBA LEADERS

1980-81

Jim Spanarkel..... 4th FT% .887

1981-82

Jay Vincent..... 15th Scoring 21.4
Mark Aguirre..... 7th 3FG% .352

1982-83

Mark Aguirre..... 6th Scoring 24.4
Brad Davis..... 8th FG% .572
..... 6th FT% .845
..... 10th Assists 7.2

1983-84

Mark Aguirre..... 2nd Scoring 29.5
Rolando Blackman..... 13th Scoring 22.4
Brad Davis..... 10th Assists 6.9

1984-85

Mark Aguirre..... 8th Scoring 25.7
Brad Davis..... 3rd FT% .888
..... 3rd 3FG% .409
Dale Ellis..... 5th 3FG% .385

1985-86

Mark Aguirre..... 12th Scoring 22.6
Rolando Blackman..... 15th Scoring 21.5
Dale Ellis..... 8th 3FG% .364
James Donaldson..... 9th Rebounds 9.6
Brad Davis..... 9th FT% .868

1986-87

Mark Aguirre..... 7th Scoring 25.7
James Donaldson..... 4th FG% .586
Rolando Blackman..... 9th FT% .884
Detlef Schrempf..... 2nd 3FG% .478
James Donaldson..... 4th Rebounds 11.9
Derek Harper..... 7th Steals 2.17

1987-88

Mark Aguirre..... 8th Scoring 25.1
Roy Tarpley..... 7th Rebounds 11.8
Derek Harper..... 9th (Tie) Steals 2.05

1989-90

Derek Harper..... 5th Steals 2.28

1991-92

Mike Iuzzolino..... 4th 3FG% .434
Rolando Blackman..... 4th FT% .898

1994-95

Jamal Mashburn..... 5th Scoring 24.1
Popeye Jones..... 10th (Tie) Rebounds 10.6
Jason Kidd..... 10th (Tie) Assists 7.7
..... 7th Steals 1.91

1995-96

Jason Kidd..... 2nd Assists 9.7
..... 4th (Tie) Steals 2.16

1996-97

Shawn Bradley..... 1st Blocks 3.40
Robert Pack..... 9th Assists 8.4

1997-98

Michael Finley..... 11th Scoring 21.5
..... 1st Minutes 41.4
Shawn Bradle..... 3rd Blocks 3.34
Hubert Davis..... 4th 3FG% .439

1998-99

Michael Finley..... 13th Scoring 20.2
..... 3rd Minutes 41.0
Shawn Bradley..... 2nd Blocks 3.24
Hubert Davis..... 3rd 3FG% .451

1999-2000

Michael Finley..... 11th Scoring 22.6
..... 1st Minutes 42.2
Hubert Davis..... 1st 3FG% .491
Shawn Bradley..... 5th Blocks 2.47

2000-01

Michael Finley..... 1st Minutes 42.0
Steve Nash..... 4th FT% .895
Shawn Bradley..... 3rd Blocks 2.78

2001-02

Dirk Nowitzki..... 8th Scoring 23.4
..... 8th Rebounds 9.9
Michael Finley..... 10th Minutes 39.9
Steve Nash..... 5th 3FG% .455
..... 5th FT% .887
..... 9th Assists 7.7
Raef LaFrentz..... 2nd Blocks 2.73

2002-03

Dirk Nowitzki..... 6th Scoring 25.1
..... 7th Rebounds 9.9
..... 7th FT% .881
Michael Finley..... 15th (Tie) FT% .861
Steve Nash..... 3rd FT% .909
..... 6th 3FG% .413
..... 8th Assists 7.3
Shawn Bradley..... 9th Blocks 2.10

2003-04

Dirk Nowitzki..... 9th Scoring 21.8
..... 8th (Tie) FT% .877
Michael Finley..... 11th (Tie) 3FG% .405
..... 15th Minutes 38.6
Steve Nash..... 3rd Assists 8.8
..... 11th (Tie) 3FG% .405
..... 2nd FT% .916
Antawn Jamison..... 3rd (Tie) FG% .535

2004-05

Dirk Nowitzki..... 4th Scoring 26.1
..... 9th (Tie) Rebounds 9.7
..... 12th FT% 86.9
..... 10th (Tie) Minutes 38.7
Josh Howard..... 15th Steals 1.53
Jason Terry..... 10th 3FG% .420

2005-06

Dirk Nowitzki..... 7th Scoring 26.6
..... 15th (Tie) Rebounds 9.0
..... 4th FT% .901
Jerry Stackhouse..... 7th FT% .882
DeSagana Diop..... 14th Blocks 1.80

2006-07

Dirk Nowitzki..... 10th (Tie) Scoring 24.6
..... 11th (Tie) Rebounds 8.9
..... 13th 3FG% .416
..... 2nd (Tie) FT% .904
Jason Terry..... 6th 3FG% .438



**2007-08**

Jason Kidd.....	4th Assists	10.1
.....	11th (Tie) Steals	1.70
Dirk Nowitzki.....	7th Scoring	23.6
.....	10th FT%	.879
Jerry Stackhouse.....	7th FT%	.892

2008-09

Jason Kidd.....	5th Assists	8.7
.....	3rd Steals	2.0
Dirk Nowitzki.....	4th Scoring	25.9
.....	7th FT%	.890
.....	13th Minutes	37.7
Jason Terry.....	11th FT%	.880

2009-10

Dirk Nowitzki.....	7th Scoring	25.0
.....	2nd FT%	.915
.....	15th Minutes	37.5
Jason Kidd.....	5th Assists	9.1
.....	5th Steals	1.81
.....	11th 3FG%	.425
Jason Terry.....	13th FT%	.866
Brendan Haywood.....	13th Rebounds	9.3
.....	4th Blocks	2.05
Caron Butler.....	12th Steals	1.57
.....	14th Minutes	37.6

2010-11

Dirk Nowitzki.....	10th Scoring	23.0
.....	7th FT%	.892
Jason Kidd.....	8th Assists	8.2
.....	7th Steals	1.68
Tyson Chandler.....	10th Rebounds	9.4
Peja Stojakovic.....	12th 3FG%	.419

2011-12

Dirk Nowitzki.....	8th Scoring	21.6
.....	3rd FT%	.896

2012-13

Darren Collison.....	9th FT%	.880
Dirk Nowitzki.....	11th FT%	.860

2013-14

Dirk Nowitzki.....	13th Scoring	21.7
.....	2nd FT%	.899
Monta Ellis.....	11th Steals	1.72
.....	8th Minutes	36.9
Jose Calderon.....	4th 3FG%	.449

2014-15

Dirk Nowitzki.....	8th FT%	.882
Tyson Chandler.....	5th Rebounds	11.5
Monta Ellis.....	8th Steals	1.85
Rajon Rondo.....	5th Assists	7.9

2015-16

Dirk Nowitzki.....	5th FT%	.893
Zaza Pachulia.....	14th Rebounds	9.4
Chandler Parsons.....	9th 3FG%	.414
Deron Williams.....	15th FT%	.869

2016-17

Seth Curry.....	6th 3FG%	.425
Harrison Barnes.....	12th Minutes	35.5

2017-18

Jose Juan Barea.....	12th Assists	6.3
Doug McDermott.....	11th 3FG%	.426

2019-20

Luka Dončić.....	6th Scoring	28.8
.....	17th Rebounds	9.4
.....	3rd Assists	8.8
Kristaps Porzingis.....	16th Rebounds	9.5
.....	5th Blocks	2.0
Seth Curry.....	3rd 3FG%	.452

2020-21

Luka Dončić.....	6th Scoring	27.7
.....	6th Assists	8.6
Kristaps Porzingis.....	16th Blocks	1.3

2021-22

Luka Dončić.....	3rd (Tie) Scoring	28.4
.....	5th Assists	8.7





HONOR ROLL

NBA MVP

Dirk Nowitzki - 2006-07

FINALS MVP

Dirk Nowitzki - 2011

ALL-STAR SATURDAY

LONG DISTANCE SHOOTOUT

Dirk Nowitzki - Tied 6th - 2019 (Charlotte)
Wesley Matthews - 6th - 2017 (New Orleans)
Dirk Nowitzki - 3rd - 2008 (New Orleans)
Dirk Nowitzki - 3rd - 2007 (Las Vegas)
Jason Terry - 6th - 2007 (Las Vegas)
Dirk Nowitzki - 1st - 2006 (Houston)
Jason Terry - 4th - 2006 (Houston)
Steve Nash - 3rd - 2002 (Philadelphia)
Dirk Nowitzki - 3rd - 2001 (Washington)
Steve Nash - 5th - 2001 (Washington)
Dirk Nowitzki - 2nd - 2000 (Oakland)
Hubert Davis - Tied 6th - 2000 (Oakland)
Hubert Davis - 2nd - 1998 (New York)
George McCloud - 3rd - 1996 (San Antonio)
Derek Harper - Tied 5th - 1989 (Houston)
Detlef Schrempf - 4th - 1988 (Chicago)
Detlef Schrempf - 2nd - 1987 (Seattle)
Dale Ellis - 3rd - 1986 (Dallas)

SLAM DUNK COMPETITION

Dennis Smith Jr. - 3rd - 2018 (Los Angeles)
Michael Finley - 3rd - 1997 (Cleveland)
Tony Dumas - first-round - 1995 (Phoenix)

SKILLS CHALLENGE

Luka Dončić - 3rd - 2019 (Charlotte)
Luka Dončić - lost in semifinals - 2021 (Atlanta)

SHOOTING STARS COMPETITION

Dirk Nowitzki (with Kenny Smith, Roneeka Hodges for Texas) - 2nd - 2011 (Los Angeles)
Dirk Nowitzki (with Kenny Smith, Becky Hammon for Texas) - 1st - 2010 (Dallas)

ROOKIE GAME/RISEING STARS CHALLENGE

Luka Dončić - 2020 (Chicago)
Luka Dončić - 2019 (Charlotte)
Dennis Smith Jr. - 2018 (Los Angeles)
Dwight Powell - 2016 (Toronto)
Devin Harris - 2006 (Houston)
Josh Howard - 2005 (Denver)
Devin Harris - 2005 (Denver)
Josh Howard - 2004 (Los Angeles)
Dirk Nowitzki - 2000 (Oakland)
Samaki Walker* - 1997 (Cleveland)
Jason Kidd - 1995 (Phoenix)
Jamal Mashburn - 1994 (Minnesota)
Popeye Jones - 1994 (Minnesota)
*injured, did not play

ALL-NBA

Luka Dončić - 2022 (First Team)
Luka Dončić - 2021 (First Team)
Luka Dončić - 2020 (First Team)
Dirk Nowitzki - 2011-12 (Third Team)
Dirk Nowitzki - 2010-11 (Second Team)
Dirk Nowitzki - 2009-10 (Second Team)
Dirk Nowitzki - 2008-09 (First Team)
Dirk Nowitzki - 2007-08 (Second Team)
Dirk Nowitzki - 2006-07 (First Team)
Dirk Nowitzki - 2005-06 (First Team)
Dirk Nowitzki - 2004-05 (First Team)
Dirk Nowitzki - 2003-04 (Third Team)
Dirk Nowitzki - 2002-2003 (Second Team)
Steve Nash - 2002-03 (Third Team)
Dirk Nowitzki - 2001-02 (Second Team)
Steve Nash - 2001-02 (Third Team)
Dirk Nowitzki - 2000-01 (Third Team)

PLAYER OF THE MONTH

Luka Dončić - February 2022*
Luka Dončić - October/November 2019*
Dirk Nowitzki - April 2009*
Dirk Nowitzki - February 2007*
Dirk Nowitzki - December 2005*
Dirk Nowitzki - February 2005*
Dirk Nowitzki - December 2004*

Finley/Nash/Nowitzki - November 2002*
Mark Aguirre - January 1984
* Western Conference Player of the Month

PLAYER OF THE WEEK

Luka Dončić - April 11, 2022*
Luka Dončić - March 14, 2022*
Luka Dončić - February 14, 2022*
Luka Dončić - April 26, 2021*
Luka Dončić - April 5, 2021*
Luka Dončić - January 11, 2021*
Kristaps Porzingis - March 2, 2020*
Luka Dončić - November 25, 2019*
Jose Juan Barea - April 3, 2016*
Monta Ellis - April 13, 2014*
Dirk Nowitzki - April 6, 2014*
Dirk Nowitzki - December 12, 2010*
Dirk Nowitzki - November 28, 2010*
Dirk Nowitzki - April 11, 2010*
Dirk Nowitzki - March 7, 2010*
Dirk Nowitzki - February 28, 2010*
Dirk Nowitzki - November 15, 2009*
Jason Kidd - April 6, 2009*
Dirk Nowitzki - December 7, 2008*
Dirk Nowitzki - November 23, 2008*
Dirk Nowitzki - January 16, 2007*
Josh Howard - January 2, 2007*
Josh Howard - December 26, 2007*
Dirk Nowitzki - November 20, 2006*
Jason Terry - January 23, 2005*
Dirk Nowitzki - December 5, 2004*
Dirk Nowitzki - April 4, 2004*
Michael Finley - January 18, 2004*
Dirk Nowitzki - January 4, 2003*
Dirk Nowitzki - November 9, 2002*
Michael Finley - April 14, 2002*
Dirk Nowitzki - January 27, 2002*
Steve Nash - December 16, 2001*
Michael Finley - February 6, 2000
Jason Kidd - February 4, 1996
Jason Kidd - March 19, 1995
Jamal Mashburn - December 11, 1994
Roy Tarpley - February 28, 1988
Mark Aguirre - February 25, 1985
Mark Aguirre - November 27, 1984
Jay Vincent - January 14, 1982
* Western Conference Player of the Week

ALL-STAR GAME

Luka Dončić* - 2022 (Cleveland)
Luka Dončić* - 2021 (Atlanta)
Luka Dončić* - 2020 (Chicago)
Dirk Nowitzki\$ - 2019 (Charlotte)
Dirk Nowitzki - 2015 (New York)
Dirk Nowitzki - 2014 (New Orleans)
Dirk Nowitzki - 2012 (Orlando)
Dirk Nowitzki - 2011 (Los Angeles)
Dirk Nowitzki* - 2010 (Dallas)
Jason Kidd - 2010 (Dallas)
Dirk Nowitzki - 2009 (Phoenix)
Dirk Nowitzki - 2008 (New Orleans)
Dirk Nowitzki* - 2007 (Las Vegas)
Josh Howard - 2007 (Las Vegas)
Dirk Nowitzki - 2006 (Houston)
Avery Johnson - 2006 (Houston) - Coach
Dirk Nowitzki - 2005 (Denver)
Dirk Nowitzki - 2004 (Los Angeles)
Dirk Nowitzki - 2003 (Atlanta)
Steve Nash - 2003 (Atlanta)
Dirk Nowitzki - 2002 (Philadelphia)
Steve Nash - 2002 (Philadelphia)
Don Nelson - 2002 (Philadelphia) - Coach
Michael Finley - 2001 (Washington)
Michael Finley - 2000 (Oakland)
Chris Gatling - 1997 (Cleveland)
Jason Kidd* - 1996 (San Antonio)
Rolando Blackman - 1990 (Miami)
James Donaldson - 1988 (Chicago)
Mark Aguirre - 1988 (Chicago)
Rolando Blackman - 1987 (Seattle)
Mark Aguirre - 1987 (Seattle)
Rolando Blackman - 1986 (Dallas)
Rolando Blackman - 1985 (Indianapolis)
Mark Aguirre - 1984 (Denver)
* starter
\$ NBA commissioner selection

COACH OF THE YEAR

Avery Johnson - 2005-06*

COACH OF THE MONTH

Jason Kidd - March/April 2022*
Rick Carlisle - February 2011*
Rick Carlisle - April 2010*
Avery Johnson - February 2007*
Avery Johnson - January 2006*
Avery Johnson - November 2005*
Avery Johnson - April 2005*
Don Nelson - November 2002*
Dick Motta - November 1994
Dick Motta - November 1983
* Western Conference Coach of the Month

ROOKIE OF THE MONTH

Luka Dončić* - October/November 2018, December 2018, January 2019, February 2019, March/April 2019
Yogi Ferrell* - February 2017
Devin Harris* - November 2004
Jason Kidd - March 1995
Jay Vincent - December 1981, February 1982, March 1982
Mark Aguirre* - November 1981
* Western Conference Rookie of the Month

SIXTH MAN OF THE YEAR

Jason Terry - 2008-09
Antawn Jamison - 2003-04
Roy Tarpley - 1987-88

ROOKIE OF THE YEAR

Luka Dončić - 2018-19
Jason Kidd (tied with Detroit's Grant Hill) - 1994-95

ALL-ROOKIE TEAM

Luka Dončić - 2018-19 (First Team)
Dennis Smith Jr. - 2017-18 (Second Team)
Yogi Ferrell - 2016-17 (Second Team)
Marquis Daniels - 2003-04 (Second Team)
Josh Howard - 2003-04 (Second Team)
Jason Kidd - 1994-95 (First Team)
Jamal Mashburn - 1993-94 (First Team)
Roy Tarpley - 1986-87 (First Team)
Sam Perkins - 1984-85 (First Team)
Jay Vincent - 1981-82 (First Team)

ALL-DEFENSIVE TEAM

Tyson Chandler (2nd Team) - 2010-11
Derek Harper (2nd Team) - 1989-90
Derek Harper (2nd Team) - 1986-87

SPORTSMANSHIP AWARD

Jason Kidd - 2011-12

J. WALTER KENNEDY CITIZENSHIP AWARD

Jose Juan Barea - 2017-18

KAREEM ABDUL-JABBAR SOCIAL JUSTICE CHAMPION AWARD

Reggie Bullock - 2021-22

MANNIE JACKSON HUMAN SPIRIT AWARD

Jose Juan Barea - 2017-18

TWYMAN-STOKES TEAMMATE OF THE YEAR AWARD

Dirk Nowitzki - 2016-17

MAGIC JOHNSON AWARD

Dirk Nowitzki - 2013-14

NBA CARES END-OF-SEASON COMMUNITY ASSIST AWARD

Dwight Powell - 2019-20





MAVS TOP PERFORMANCES

POINTS

Points	Player	Date
53	Dirk Nowitzki vs. Houston (OT)	12/2/04
51	Luka Dončić vs. L.A. Clippers	2/10/22
51	Dirk Nowitzki vs. Golden State	3/23/06
50	Jim Jackson at Denver (OT)	11/26/94
50	Jamal Mashburn at Chicago (OT)	11/12/94
49	Luka Dončić at New Orleans	2/17/22
49	Mark Aguirre vs. Philadelphia	1/28/85
47	Josh Howard vs. Utah	12/8/07
46	Luka Dončić vs. New Orleans	2/12/21
46	Dirk Nowitzki vs. Oklahoma City	12/13/08
46	Rolando Blackman vs. Sacramento	3/12/86
46	Mark Aguirre vs. Denver (OT)	3/1/85
46	Mark Aguirre vs. Denver	3/24/84
45	Luka Dončić vs. L.A. Clippers	2/12/22
45	Jamal Mashburn vs. Washington (OT)	12/8/94
45	Sam Perkins at Golden State	4/12/90
45	Mark Aguirre vs. Washington	2/22/85

^Game played in Orlando

#Game played in Mexico City

REBOUNDS

Rebounds	Player	Date
28	Popeye Jones vs. Indiana	1/9/96
27	Popeye Jones vs. L.A. Clippers	4/6/96
27	James Donaldson vs. Portland (3OT)	12/29/89
26	Erick Dampier vs. Philadelphia	1/29/05
25	Tyson Chandler vs. New York (OT)	11/26/14
25	Roy Tarpley vs. Milwaukee	4/1/90
24	Roy Tarpley vs. New York	3/22/88
23	DeAndre Jordan at Golden State	12/22/18
23	DeAndre Jordan vs. Sacramento	12/16/18
23	DeAndre Jordan vs. L.A. Clippers	12/2/18
23	Tyson Chandler vs. Phoenix	4/8/15
23	Dirk Nowitzki vs. Boston	2/21/02
23	Roy Tarpley vs. Phoenix	2/22/88
23	Roy Tarpley vs. Indiana	1/13/88
22	DeAndre Jordan at L.A. Clippers	12/20/18
22	Dirk Nowitzki vs. L.A. Lakers	4/3/03
22	Shawn Bradley vs. Portland	4/7/98
22	Popeye Jones vs. Denver	12/1/94
22	Roy Tarpley at Sacramento	11/7/89
22	James Donaldson vs. New Jersey	3/6/89
22	James Donaldson vs. Miami	2/16/89
22	James Donaldson vs. Denver	12/19/86
22	James Donaldson vs. Denver	12/14/85

ASSISTS

Assists	Player	Date
25	Jason Kidd vs. Utah (2OT)	2/8/96
20	Luka Dončić vs. Washington	5/1/21
20	Jason Kidd vs. Phoenix	4/5/09
19	Luka Dončić vs. New York	4/16/21
19	Luka Dončić vs. Milwaukee (OT)^	8/8/20
19	Steve Nash vs. Sacramento	4/1/04
18	Jason Kidd vs. Charlotte	10/27/10
18	Jason Kidd at Orlando (OT)	12/2/96
18	Jason Kidd vs. Seattle	12/12/95
18	Derek Harper vs. Boston	12/29/88
17	Luka Dončić at Sacramento	1/15/20
17	Jason Kidd at Atlanta (OT)	2/26/10
17	Jason Kidd at Boston	1/18/10
17	Jason Kidd at Milwaukee (OT)	11/16/09
17	Jason Kidd vs. Golden State	4/2/08
17	Jason Kidd at Minnesota	2/24/08
17	Steve Nash at Utah	11/20/00

17	Jason Kidd vs. Chicago	11/29/96
17	Jason Kidd at Golden State	3/13/95
17	Derek Harper at Cleveland	2/18/90
17	Mark Aguirre vs. Denver	11/23/88
17	Brad Davis vs. San Antonio	3/18/86
17	Brad Davis vs. Cleveland (OT)	3/16/85

^Game played in Orlando

OPPONENT TOP PERFORMANCES

POINTS

Points	Player	Date
62	Kobe Bryant at L.A. Lakers	12/20/05
61	Damian Lillard vs. Portland^	8/11/20
57	Stephen Curry vs. Golden State	2/6/21
53	Tim Duncan at San Antonio (OT)	12/26/01
52	Kevin Durant vs. Oklahoma City (OT)	1/18/13
52	Andre Miller vs. Portland (OT)	1/30/10
52	Kobe Bryant at L.A. Lakers	3/2/08
51	Jamal Crawford vs. Phoenix	4/9/19
51	Stephen Curry at Golden State	2/4/15
50	Larry Bird vs. Boston	3/10/86
50	Bernard King vs. New York	2/1/84
50	Adrian Dantley at Utah	10/31/80
49	James Harden vs. Houston (OT)^	7/31/20
48	Giannis Antetokounmpo at Milwaukee	12/16/19
48	Stephen Curry vs. Golden State	1/13/19
48	Anthony Davis at New Orleans	12/28/18
48	Tracy McGrady vs. Houston (OT)	12/2/04
48	Adrian Dantley at Utah	3/18/81

^Game played in Orlando

REBOUNDS

Rebounds	Player	Date
32	Dennis Rodman at San Antonio	1/22/94
31	Kevin Willis vs. Atlanta	12/3/91
27	DeAndre Jordan vs. L.A. Clippers	2/9/15
27	Dennis Rodman at Chicago	12/29/97
26	Al Jefferson at Utah (3OT)	4/16/12
26	Lorenzen Wright at Memphis	11/4/01
26	Ervin Johnson vs. Denver	4/19/97
25	Rudy Gobert vs. Utah (OT)	1/20/17
25	Charles Barkley at Philadelphia	3/30/86
25	Edgar Jones at San Antonio (2OT)	3/13/84
24	Hassan Whiteside at Miami	1/30/15
24	Andre Drummond at Detroit	12/17/14
24	Ben Wallace at Detroit	11/27/02
24	Danny Fortson vs. Denver	2/25/99
24	Moses Malone vs. Philadelphia	2/29/82

ASSISTS

Assists	Player	Date
25	Isiah Thomas at Detroit	2/13/85
23	Magic Johnson vs. L.A. Lakers	4/20/88
22	Robert Pack at New Jersey	11/23/96
20	Deron Williams at Utah	3/3/08
20	Kevin Johnson at Phoenix	4/3/90
20	John Stockton vs. Utah	4/21/89
20	Gus Williams at Seattle	12/9/83

CAREER LEADERS

POINTS

Player	Points
Dirk Nowitzki	31,560
Rolando Blackman	16,643
Mark Aguirre	13,930
Derek Harper	12,597
Michael Finley	12,389
Jason Terry	9,953
Brad Davis	7,623





LUKA DONČIĆ	6,962
Sam Perkins	6,766
Josh Howard	6,614

current player in CAPS

POINTS PER GAME (MIN. 100 GP)

Player	PPG
LUKA DONČIĆ	26.4
Mark Aguirre	24.6
Dirk Nowitzki	20.7
Kristaps Porziņis	20.0
Jamal Mashburn	19.9
Michael Finley	19.8
Jim Jackson	19.6
Rolando Blackman	19.2
Monta Ellis	19.0
Harrison Barnes	18.7

current players in CAPS

FIELD GOALS

Player	Field Goals
Dirk Nowitzki	11,169
Rolando Blackman	6,487
Mark Aguirre	5,441
Derek Harper	4,899
Michael Finley	4,834
Jason Terry	3,719
Brad Davis	2,874
Jay Vincent	2,580
Sam Perkins	2,540
Josh Howard	2,506

FIELD GOAL ATTEMPTS

Player	Attempts
Dirk Nowitzki	23,734
Rolando Blackman	13,061
Mark Aguirre	11,060
Michael Finley	10,830
Derek Harper	10,454
Jason Terry	8,043
Brad Davis	5,630
Josh Howard	5,515
Jay Vincent	5,356
Sam Perkins	5,321

FIELD GOAL PERCENTAGE (MIN. 500 FGA)

Player	FG %
Tyson Chandler	(559-847) .660
Brandan Wright	(710-1,103) .644
Erick Dampier	(1,075-1,818) .591
DWIGHT POWELL	(1,178-2,074) .585
James Donaldson	(1,621-2,944) .551
Brendan Haywood	(334-607) .550
Antawn Jamison	(488-913) .535
Chris Gatling	(309-580) .533
Brad Davis	(2,874-5,614) .510
Chris Kaman	(313-617) .507

current players in CAPS

3-POINT FIELD GOALS

Player	3-Pt Field Goals
Dirk Nowitzki	1,982
Jason Terry	1,140
Michael Finley	870
Jason Kidd	778
LUKA DONČIĆ	732
Derek Harper	705
Wesley Matthews	616
Jose Juan Barea	596
Steve Nash	569
DORIAN FINNEY-SMITH	560

current player in CAPS

3-POINT FIELD GOAL ATTEMPTS

Player	3-Pt. Attempts
Dirk Nowitzki	5,210
Jason Terry	2,939
Michael Finley	2,316
LUKA DONČIĆ	2,172
Jason Kidd	2,145
Derek Harper	2,030
Jose Juan Barea	1,676
Wesley Matthews	1,669
DORIAN FINNEY-SMITH	1,552
TIM HARDAWAY JR.	1,486

3-POINT FIELD GOAL PERCENTAGE (MIN. 150 ATTEMPTS)

Player	3-Pt. FG %
Hubert Davis	(306-674) .454
Jose Calderon	(191-425) .449
Seth Curry	(282-643) .439
Richard Jefferson	(66-155) .426
Steve Nash	(569-1,368) .416
O.J. Mayo	(142-349) .407
Mikeluzzolino	(113-280) .404
Howard Easley	(107-269) .398
Chandler Parsons	(236-598) .395
Vince Carter	(382-975) .392

FREE THROWS

Player	Free Throws
Dirk Nowitzki	7,240
Rolando Blackman	3,501
Mark Aguirre	2,815
Derek Harper	2,094
Michael Finley	1,851
Sam Perkins	1,629
Brad Davis	1,605
LUKA DONČIĆ	1,480
Jason Terry	1,375
Jay Vincent	1,303

current player in CAPS

FREE THROW ATTEMPTS

Player	FT Attempts
Dirk Nowitzki	8,239
Rolando Blackman	4,166
Mark Aguirre	3,793
Derek Harper	2,804
Michael Finley	2,270
LUKA DONČIĆ	2,007
Sam Perkins	2,002
Brad Davis	1,933
Jay Vincent	1,661
Josh Howard	1,654

current player in CAPS

FREE THROW PERCENTAGE (MIN. 200 ATTEMPTS)

Player	FT %
Steve Nash	(1,142-1,272) .898
Darren Collison	(242-275) .880
Dirk Nowitzki	(7,240-8,239) .879
Jerry Stackhouse	(769-889) .865
Jim Spanarkel	(751-876) .857
Hubert Davis	(243-284) .856
Deron Williams	(248-290) .855
Jason Terry	(1,375-1,623) .847
Brandon Bass	(344-407) .845
Harrison Barnes	(666-792) .841

REBOUNDS

Player	Rebounds
Dirk Nowitzki	11,489
James Donaldson	4,589





Sam Perkins	3,767
Shawn Bradley	3,340
Michael Finley	3,245
Mark Aguirre	3,244
Erick Dampier	3,211
Rolando Blackman	3,083
Roy Tarpley	2,803
Jason Kidd	2,755

REBOUNDS PER GAME (MIN. 100 GP)

Player	RPG
Tyson Chandler	10.4
Roy Tarpley	10.0
James Donaldson	9.5
Kristaps Porziņis	8.8
Popeye Jones	8.8
LUKA DONČIĆ	8.5
Pat Cummings	8.2
Sam Perkins	8.0
Lorenzo Williams	7.8
Erick Dampier	7.6

current players in CAPS

OFFENSIVE REBOUNDS

Player	Offensive Rebounds
Dirk Nowitzki	1,468
James Donaldson	1,296
Mark Aguirre	1,259
Sam Perkins	1,226
Erick Dampier	1,224
Shawn Bradley	1,063
Rolando Blackman	1,001
Roy Tarpley	964
Popeye Jones	917
Michael Finley	824

DEFENSIVE REBOUNDS

Player	Defensive Rebounds
Dirk Nowitzki	10,021
James Donaldson	3,293
Sam Perkins	2,541
Michael Finley	2,421
Shawn Bradley	2,277
Jason Kidd	2,151
Rolando Blackman	2,082
Erick Dampier	1,987
Mark Aguirre	1,985
LUKA DONČIĆ	1,982

current player in CAPS

ASSISTS

Player	Assists
Derek Harper	5,111
Brad Davis	4,524
Jason Kidd	4,211
Dirk Nowitzki	3,651
Steve Nash	2,919
Rolando Blackman	2,748
Jason Terry	2,524
Jsse Juan Barea	2,441
Michael Finley	2,393
Mark Aguirre	2,163

current players in CAPS

ASSISTS PER GAME (MIN. 100 GP)

Player	APG
Jason Kidd	8.4
LUKA DONČIĆ	8.0
Steve Nash	7.2
Deron Williams	6.2
Derek Harper	5.9
Brad Davis	5.1

Monta Ellis	4.9
Dennis Smith Jr.	4.9
Allan Bristow	4.4
Mike Iuzzolino	4.3

current players in CAPS

STEALS

Player	Steals
Derek Harper	1,551
Dirk Nowitzki	1,210
Jason Kidd	954
Michael Finley	748
Jason Terry	735
Brad Davis	712
Rolando Blackman	668
Devin Harris	559
Mark Aguirre	502
Sam Perkins	485

BLOCKS

Player	Blocks
Dirk Nowitzki	1,281
Shawn Bradley	1,250
James Donaldson	615
Erick Dampier	546
Kurt Nimphius	475
Sam Perkins	444
DeSagana Diop	347
Herb Williams	346
Roy Tarpley	329
Lorenzo Williams	311

TURNOVERS

Player	Turnovers
Dirk Nowitzki	2,494
Derek Harper	1,771
Mark Aguirre	1,746
Rolando Blackman	1,720
Jason Kidd	1,375
Brad Davis	1,311
Michael Finley	1,206
LUKA DONČIĆ	1,080
Jason Terry	1,048
Steve Nash	1,020

current player in CAPS

FOULS

Player	Fouls
Dirk Nowitzki	3,601
Brad Davis	2,040
Derek Harper	2,012
Mark Aguirre	1,718
Shawn Bradley	1,651
Rolando Blackman	1,405
Sam Perkins	1,393
Devin Harris	1,309
Erick Dampier	1,277
Jason Terry	1,205

DISQUALIFICATIONS

Player	Disqualifications
Shawn Bradley	37
Kurt Nimphius	26
Mark Aguirre	24
Dirk Nowitzki	23
Doug Smith	21
Brad Davis	19
Erick Dampier	16
Sam Perkins	16
Josh Howard	15
Roy Tarpley	15
Jay Vincent	15





Lorenzo Williams	15
Popeye Jones	15

GAMES

Player	Games
Dirk Nowitzki	1,522
Brad Davis	883
Derek Harper	872
Rolando Blackman	865
Jose Juan Barea	637
Michael Finley	626
Jason Terry	619
Devin Harris	608
Shawn Bradley	582
Mark Aguirre	566

STARTS

Player	Starts
Dirk Nowitzki	1,460
Rolando Blackman	781
Derek Harper	620
Michael Finley	606
Mark Aguirre	527
Jason Kidd	500
James Donaldson	467
Sam Perkins	423
Brad Davis	396
Steve Nash	379

MINUTES

Player	Minutes
Dirk Nowitzki	51,368
Rolando Blackman	29,684
Derek Harper	27,985
Michael Finley	24,878
Brad Davis	21,402
Jason Terry	20,219
Mark Aguirre	19,154
Jason Kidd	17,303
Sam Perkins	15,657
James Donaldson	15,597

SEASONS

Player	Seasons
Dirk Nowitzki	21
Derek Harper	12
Brad Davis	12
Jose Juan Barea	11
Rolando Blackman	11
Devin Harris	10
Shawn Bradley	9
Michael Finley	9
DWIGHT POWELL	8
Jason Terry	8
Jason Kidd	8
Mark Aguirre	8

current player in CAPS

MISCELLANEOUS CAREER LEADERS**TRIPLE-DOUBLES**

Player	Triple-Doubles
LUKA DONČIĆ	46
Jason Kidd	21
Michael Finley	6
Dennis Smith Jr.	2
Dirk Nowitzki	2
Antoine Walker	2
Mark Aguirre	2
Raymond Felton	1
Steve Nash	1
Shawn Bradley	1

Rodney McCray	1
Detlef Schrempf	1

current players in CAPS

DOUBLE-DOUBLES

Player	Double-Doubles
Dirk Nowitzki	411
James Donaldson	136
LUKA DONČIĆ	133
Sam Perkins	128
Jason Kidd	125
Roy Tarpley	125
Derek Harper	110
Steve Nash	85
Shawn Bradley	79
Popeye Jones	71

current players in CAPS

50-POINT GAMES

Player	50-point Games
Dirk Nowitzki	2
LUKA DONČIĆ	1
Jim Jackson	1
Jamal Mashburn	1

40-POINT GAMES

Player	40-point Games
Mark Aguirre	22
Dirk Nowitzki	20
LUKA DONČIĆ	15
Rolando Blackman	4
Jamal Mashburn	3
Jim Jackson	3
Jay Vincent	2
TIM HARDAWAY JR.	1
O.J. Mayo	1
Rodrigue Beaubois	1
Josh Howard	1
Michael Finley	1
Sam Perkins	1
Derek Harper	1

currents player in CAPS

30-POINT GAMES

Player	30-point Games
Dirk Nowitzki	245
Mark Aguirre	160
LUKA DONČIĆ	88
Rolando Blackman	80
Michael Finley	71
Jim Jackson	35
Jamal Mashburn	29
Jay Vincent	26
Derek Harper	23
Kristaps Porziņis	16
Jason Terry	16

current players in CAPS

20-POINT GAMES

Player	20-point Games
Dirk Nowitzki	861
Rolando Blackman	415
Mark Aguirre	412
Michael Finley	322
Derek Harper	224
LUKA DONČIĆ	214
Jason Terry	187
Jay Vincent	148
Jim Jackson	143
Josh Howard	123



**10-POINT GAMES**

Player	10-point Games
Dirk Nowitzki	1,373
Rolando Blackman	778
Derek Harper	636
Michael Finley	580
Mark Aguirre	542
Jason Terry	513
Sam Perkins	367
Brad Davis	357
Josh Howard	335
Jay Vincent	314

20-REBOUND GAMES

Player	20-rebound Games
James Donaldson	12
Roy Tarpley	11
Popeye Jones	8
Dirk Nowitzki	7
DeAndre Jordan	6
Tyson Chandler	3
Erick Dampier	2
Shawn Bradley	2
Boban Marjanović	1
LUKA DONČIĆ	1
Zaza Pachulia	1
Brendan Haywood	1
Dennis Rodman	1
Samaki Walker	1
Chris Gatling	1
Lorenzo Williams	1
Terry Davis	1
Sam Perkins	1
Pat Cummings	1

current players in CAPS

10-REBOUND GAMES

Player	10-rebound Games
Dirk Nowitzki	419
James Donaldson	229
Roy Tarpley	147
Sam Perkins	146
Erick Dampier	122
Shawn Bradley	108
Popeye Jones	107
LUKA DONČIĆ	97
Tyson Chandler	81
Terry Davis	74

current player in CAPS

15-ASSIST GAMES

Player	15-assist Games
Jason Kidd	29
LUKA DONČIĆ	15
Derek Harper	9
Brad Davis	6
Steve Nash	5
Deron Williams	2
Mark Aguirre	2
Dennis Smith Jr.	1
Jason Terry	1

current players in CAPS

10-ASSIST GAMES

Player	10-assist Games
Jason Kidd	183
Derek Harper	116
Steve Nash	98
LUKA DONČIĆ	83
Brad Davis	78
Jose Juan Barea	26

Jason Terry	18
Michael Finley	18
Mark Aguirre	14
Monta Ellis	11
Allan Bristow	11

current players in CAPS

YEARLY LEADERS**POINTS**

Season	Player	Points
2021-22	Luka Dončić	1,847
2020-21%	Luka Dončić	1,830
2019-20#	Luka Dončić	1,759
2018-19	Luka Dončić	1,526
2017-18	Harrison Barnes	1,452
2016-17	Harrison Barnes	1,518
2015-16	Dirk Nowitzki	1,372
2014-15	Monta Ellis	1,513
2013-14	Dirk Nowitzki	1,735
2012-13	O.J. Mayo	1,255
2011-12+	Dirk Nowitzki	1,342
2010-11	Dirk Nowitzki	1,681
2009-10	Dirk Nowitzki	2,027
2008-09	Dirk Nowitzki	2,094
2007-08	Dirk Nowitzki	1,817
2006-07	Dirk Nowitzki	1,916
2005-06	Dirk Nowitzki	2,151
2004-05	Dirk Nowitzki	2,032
2003-04	Dirk Nowitzki	1,680
2002-03	Dirk Nowitzki	2,011
2001-02	Dirk Nowitzki	1,779
2000-01	Dirk Nowitzki	1,784
1999-00	Michael Finley	1,855
1998-99^	Michael Finley	1,009
1997-98	Michael Finley	1,763
1996-97	Michael Finley	897
1995-96	Jim Jackson	1,604
1994-95	Jamal Mashburn	1,926
1993-94	Jim Jackson	1,576
1992-93	Derek Harper	1,126
1991-92	Rolando Blackman	1,374
1990-91	Rolando Blackman	1,590
1989-90	Rolando Blackman	1,552
1988-89	Rolando Blackman	1,534
1987-88	Mark Aguirre	1,932
1986-87	Mark Aguirre	2,056
1985-86	Rolando Blackman	1,762
1984-85	Mark Aguirre	2,055
1983-84	Mark Aguirre	2,330
1982-83	Mark Aguirre	1,979
1981-82	Jay Vincent	1,732
1980-81	Jim Spanarkel	1,184

% Season reduced to 72 games

Season reduced to 75 games

+ Season reduced to 66 games

^ Season reduced to 50 games

POINTS PER GAME (MIN. 50 GP OR 60% OF GAMES)

Season	Player	PPG
2021-22	Luka Dončić	28.4
2020-21%	Luka Dončić	27.7
2019-20#	Luka Dončić	28.8
2018-19	Luka Dončić	21.2
2017-18	Harrison Barnes	18.9
2016-17	Harrison Barnes	19.2
2015-16	Dirk Nowitzki	18.3
2014-15	Monta Ellis	18.9
2013-14	Dirk Nowitzki	21.7





2012-13	Dirk Nowitzki	17.3
2011-12+	Dirk Nowitzki	21.6
2010-11	Dirk Nowitzki	23.0
2009-10	Dirk Nowitzki	25.0
2008-09	Dirk Nowitzki	25.9
2007-08	Dirk Nowitzki	23.6
2006-07	Dirk Nowitzki	24.6
2005-06	Dirk Nowitzki	26.6
2004-05	Dirk Nowitzki	26.1
2003-04	Dirk Nowitzki	21.8
2002-03	Dirk Nowitzki	25.1
2001-02	Dirk Nowitzki	23.4
2000-01	Dirk Nowitzki	21.8
1999-00	Michael Finley	22.6
1998-99^	Michael Finley	20.2
1997-98	Michael Finley	21.5
1996-97	Michael Finley*	16.0
1995-96	Jim Jackson	19.6
1994-95	Jim Jackson	25.7
1993-94	Jim Jackson	19.2
	Jamal Mashburn	19.2
1992-93	Derek Harper	18.2
1991-92	Rolando Blackman	18.3
1990-91	Rolando Blackman	19.9
1989-90	Rolando Blackman	19.4
1988-89	Rolando Blackman	19.7
1987-88	Mark Aguirre	25.1
1986-87	Mark Aguirre	25.7
1985-86	Mark Aguirre	22.6
1984-85	Mark Aguirre	25.7
1983-84	Mark Aguirre	29.5
1982-83	Mark Aguirre	24.4
1981-82	Jay Vincent	21.4
1980-81	Geoff Huston*	16.1

*Did not play entire season with Dallas.

% Season reduced to 72 games

Season reduced to 75 games

+ Season reduced to 66 games

^ Season reduced to 50 games

FIELD GOALS

Season	Player	Field Goals
2021-22	Luka Dončić	641
2020-21%	Luka Dončić	647
2019-20#	Luka Dončić	581
2018-19	Luka Dončić	506
2017-18	Harrison Barnes	537
2016-17	Harrison Barnes	599
2015-16	Dirk Nowitzki	498
2014-15	Monta Ellis	602
2013-14	Dirk Nowitzki	633
2012-13	O.J. Mayo	461
2011-12+	Dirk Nowitzki	473
2010-11	Dirk Nowitzki	610
2009-10	Dirk Nowitzki	720
2008-09	Dirk Nowitzki	774
2007-08	Dirk Nowitzki	630
2006-07	Dirk Nowitzki	673
2005-06	Dirk Nowitzki	751
2004-05	Dirk Nowitzki	663
2003-04	Dirk Nowitzki	605
2002-03	Dirk Nowitzki	690
2001-02	Dirk Nowitzki	600
2000-01	Michael Finley	711
1999-00	Michael Finley	748
1998-99^	Michael Finley	389
1997-98	Michael Finley	675
1996-97	Michael Finley	334

1995-96	Jim Jackson	569
1994-95	Jamal Mashburn	683
1993-94	Jim Jackson	637
1992-93	Terry Davis	393
	Derek Harper	393
1991-92	Rolando Blackman	535
1990-91	Rolando Blackman	634
1989-90	Rolando Blackman	626
1988-89	Rolando Blackman	594
1987-88	Mark Aguirre	746
1986-87	Mark Aguirre	787
1985-86	Rolando Blackman	677
1984-85	Mark Aguirre	794
1983-84	Mark Aguirre	925
1982-83	Mark Aguirre	767
1981-82	Jay Vincent	719
1980-81	Tom LaGarde	417

% Season reduced to 72 games

Season reduced to 75 games

+ Season reduced to 66 games

^ Season reduced to 50 games

FIELD GOAL ATTEMPTS

Season	Player	Attempts
2021-22	Luka Dončić	1,403
2020-21%	Luka Dončić	1,351
2019-20#	Luka Dončić	1,255
2018-19	Luka Dončić	1,186
2017-18	Harrison Barnes	1,208
2016-17	Harrison Barnes	1,280
2015-16	Dirk Nowitzki	1,112
2014-15	Monta Ellis	1,354
2013-14	Monta Ellis	1,278
2012-13	O.J. Mayo	1,026
2011-12+	Dirk Nowitzki	1,034
2010-11	Dirk Nowitzki	1,179
2009-10	Dirk Nowitzki	1,496
2008-09	Dirk Nowitzki	1,616
2007-08	Dirk Nowitzki	1,314
2006-07	Dirk Nowitzki	1,341
2005-06	Dirk Nowitzki	1,564
2004-05	Dirk Nowitzki	1,445
2003-04	Dirk Nowitzki	1,310
2002-03	Dirk Nowitzki	1,489
2001-02	Dirk Nowitzki	1,258
2000-01	Michael Finley	1,552
1999-00	Michael Finley	1,636
1998-99^	Michael Finley	876
1997-98	Michael Finley	1,505
1996-97	Michael Finley	774
1995-96	Jim Jackson	1,308
1994-95	Jamal Mashburn	1,566
1993-94	Jim Jackson	1,432
1992-93	Derek Harper	939
1991-92	Rolando Blackman	1,161
1990-91	Rolando Blackman	1,316
1989-90	Rolando Blackman	1,256
1988-89	Rolando Blackman	1,249
1987-88	Mark Aguirre	1,571
1986-87	Mark Aguirre	1,590
1985-86	Mark Aguirre	1,327
1984-85	Mark Aguirre	1,569
1983-84	Mark Aguirre	1,765
1982-83	Mark Aguirre	1,589
1981-82	Jay Vincent	1,448
1980-81	Tom LaGarde	888
	% Season reduced to 72 games	
	# Season reduced to 75 games	





+ Season reduced to 66 games

^ Season reduced to 50 games

FIELD GOAL PERCENTAGE (MIN. 200 FGA)

Season	Player	FG %
2021-22	Dwight Powell	269-401 (.671)
2020-21%	Jalen Brunson	328-627 (.523)
2019-20#	Dwight Powell	146-229 (.638)
2018-19	DeAndre Jordan*	208-323 (.644)
2017-18	Dwight Powell	255-430 (.593)
2016-17	Dwight Powell	194-377 (.515)
2015-16	Dwight Powell	146-296 (.493)
2014-15	Tyson Chandler	293-440 (.666)
2013-14	Brandan Wright	224-331 (.677)
2012-13	Brandan Wright	241-404 (.597)
2011-12+	Brandan Wright	144-233 (.618)
2010-11	Tyson Chandler	266-407 (.654)
2009-10	Erick Dampier	133-213 (.624)
2008-09	Erick Dampier	182-280 (.650)
2007-08	Erick Dampier	178-277 (.643)
2006-07	Erick Dampier	209-334 (.626)
2005-06	Erick Dampier	171-347 (.493)
2004-05	Erick Dampier	202-367 (.550)
2003-04	Antawn Jamison	488-913 (.535)
2002-03	Shawn Bradley	201-375 (.536)
2001-02	Eduardo Najera	150-300 (.500)
2000-01	Christian Laettner*	165-323 (.511)
1999-00	Shawn Bradley	266-555 (.479)
1998-99^	Shawn Bradley	167-348 (.480)
1997-98	Samaki Walker	156-321 (.486)
1996-97	Chris Gatling*	309-580 (.533)
1995-96	Lucious Harris	183-397 (.461)
1994-95	Roy Tarpley	292-610 (.479)
1993-94	Sean Rooks	193-393 (.491)
1992-93	Sean Rooks	368-747 (.493)
1991-92	Donald Hodge	163-328 (.497)
1990-91	James Donaldson	327-615 (.532)
1989-90	James Donaldson	258-479 (.539)
1988-89	James Donaldson	193-337 (.573)
1987-88	James Donaldson	212-380 (.558)
1986-87	James Donaldson	311-531 (.586)
1985-86	James Donaldson	213-375 (.568)
1984-85	Derek Harper	329-633 (.520)
1983-84	Rolando Blackman	721-1320 (.546)
1982-83	Brad Davis	359-628 (.572)
1981-82	Brad Davis	397-771 (.515)
1980-81	Brad Davis*	230-410 (.561)

*Did not play entire season with Dallas.

% Season reduced to 72 games

Season reduced to 75 games

+ Season reduced to 66 games

^ Season reduced to 50 games

3-POINT FIELD GOALS

Season	Player	3-Pt Field Goals
2021-22	Luka Dončić	201
2020-21%	Tim Hardaway Jr.	207
2019-20#	Tim Hardaway Jr.	204
2018-19	Luka Dončić	168
2017-18	Wesley Matthews	153
2016-17	Wesley Matthews	174
2015-16	Wesley Matthews	189
2014-15	Chandler Parsons	132
2013-14	Jose Calderon	191
2012-13	Vince Carter	162
2011-12+	Jason Terry	138
2010-11	Jason Kidd	133
2009-10	Jason Kidd	176
2008-09	Jason Terry	167

2007-08	Jason Terry	136
2006-07	Jason Terry	162
2005-06	Jason Terry	171
2004-05	Michael Finley	116
2003-04	Michael Finley	150
2002-03	Dirk Nowitzki	148
2001-02	Steve Nash	156
2000-01	Dirk Nowitzki	151
1999-00	Dirk Nowitzki	116
1998-99^	Hubert Davis	65
1997-98	Hubert Davis	101
1996-97	Michael Finley	87
1995-96	George McCloud	257
1994-95	Jamal Mashburn	113
1993-94	Jamal Mashburn	85
1992-93	Derek Harper	101
1991-92	Rolando Blackman	65
1990-91	Derek Harper	89
1989-90	Derek Harper	89
1988-89	Derek Harper	99
1987-88	Derek Harper	60
1986-87	Derek Harper	76
1985-86	Dale Ellis	63
1984-85	Brad Davis	47
1983-84	Mark Aguirre	15
1982-83	Mark Aguirre	16
1981-82	Mark Aguirre	25
1980-81	Stan Pietkiewicz	19

% Season reduced to 72 games

Season reduced to 75 games

+ Season reduced to 66 games

^ Season reduced to 50 games

3-POINT FIELD GOAL ATTEMPTS

Season	Player	3-Pt. Attempts
2021-22	Luka Dončić	569
2020-21%	Luka Dončić	548
2019-20#	Luka Dončić	541
2018-19	Luka Dončić	514
2017-18	Wesley Matthews	402
2016-17	Wesley Matthews	479
2015-16	Wesley Matthews	525
2014-15	Chandler Parsons	347
2013-14	Jose Calderon	425
2012-13	Vince Carter	399
2011-12+	Jason Terry	365
2010-11	Jason Kidd	391
2009-10	Jason Kidd	414
2008-09	Jason Terry	456
2007-08	Jason Terry	363
2006-07	Jason Terry	370
2005-06	Jason Terry	416
2004-05	Michael Finley	285
2003-04	Michael Finley	370
2002-03	Dirk Nowitzki	390
2001-02	Dirk Nowitzki	350
2000-01	Dirk Nowitzki	390
1999-00	Dirk Nowitzki	306
1998-99^	Hubert Davis	144
1997-98	Dennis Scott*	273
1996-97	Michael Finley	225
1995-96	George McCloud	678
1994-95	Jamal Mashburn	344
1993-94	Jamal Mashburn	299
1992-93	Derek Harper	257
1991-92	Derek Harper	186
1990-91	Derek Harper	246
1989-90	Derek Harper	240





1988-89	Derek Harper	278
1987-88	Derek Harper	192
1986-87	Derek Harper	212
1985-86	Dale Ellis	173
1984-85	Brad Davis	115
1983-84	Mark Aguirre	56
1982-83	Mark Aguirre	76
1981-82	Mark Aguirre	71
1980-81	Stan Pietkiewicz	48

*Did not play entire season with Dallas.

% Season reduced to 72 games

Season reduced to 75 games

+ Season reduced to 66 games

^ Season reduced to 50 games

3-POINT FIELD GOAL PERCENTAGE (MIN. 50 3FGA)

Season	Player	3-Pt. FG %
2021-22	Spencer Dinwiddie	42-104 (.404)
2020-21%	Maxi Kleber	87-212 (.410)
2019-20#	Seth Curry	145-321 (.452)
2018-19	Ryan Broekhoff	38-93 (.409)
2017-18	Doug McDermott*	39-79 (.494)
2016-17	Seth Curry	137-322 (.425)
2015-16	Chandler Parsons	104-251 (.414)
2014-15	Richard Jefferson	66-155 (.426)
2013-14	Jose Calderon	191-425 (.449)
2012-13	Dirk Nowitzki	65-157 (.414)
2011-12+	Jason Terry	138-365 (.378)
2010-11	Brian Cardinal	42-87 (.483)
2009-10	Jason Kidd	176-414 (.425)
2008-09	Jason Kidd	131-323 (.406)
2007-08	Jason Kidd	35-76 (.461)
2006-07	Jason Terry	162-370 (.438)
2005-06	Josh Howard	27-63 (.429)
2004-05	Jason Terry	103-245 (.420)
2003-04	Michael Finley	150-370 (.405)
	Steve Nash	104-257 (.405)
2002-03	Steve Nash	111-269 (.413)
2001-02	Steve Nash	156-343 (.455)
2000-01	Steve Nash	89-219 (.406)
1999-00	Steve Nash	60-149 (.403)
1998-99^	Hubert Davis	65-144 (.451)
1997-98	Hubert Davis	101-230 (.439)
1996-97	Michael Finley	87-225 (.387)
1995-96	George McCloud	257-678 (.379)
1994-95	Lucious Harris	55-142 (.387)
1993-94	Tim Legler	52-139 (.374)
1992-93	Derek Harper	101-257 (.393)
1991-92	Mike Iuzzolino	59-136 (.434)
1990-91	Derek Harper	89-246 (.362)
1989-90	Derek Harper	89-240 (.371)
1988-89	Derek Harper	99-278 (.356)
1987-88	Derek Harper	60-192 (.313)
1986-87	Derek Harper	76-212 (.358)
1985-86	Dale Ellis	63-173 (.364)
1984-85	Brad Davis	47-115 (.409)
1983-84	Mark Aguirre	15-56 (.268)
1982-83	Mark Aguirre	16-76 (.211)
1981-82	Mark Aguirre	25-71 (.352)
1980-81	Stan Pietkiewicz	19-48 (.396)\$

*Did not play entire season with Dallas.

\$ 48 3FGA was a team-high in 1980-81

% Season reduced to 72 games

Season reduced to 75 games

+ Season reduced to 66 games

^ Season reduced to 50 games

FREE THROWS

Season	Player	Free Throws
2021-22	Luka Dončić	364
2020-21%	Luka Dončić	344
2019-20#	Luka Dončić	426
2018-19	Luka Dončić	346
2017-18	Harrison Barnes	259
2016-17	Harrison Barnes	242
2015-16	Dirk Nowitzki	250
2014-15	Dirk Nowitzki	255
2013-14	Monta Ellis	339
2012-13	Darren Collison	242
2011-12+	Dirk Nowitzki	318
2010-11	Dirk Nowitzki	395
2009-10	Dirk Nowitzki	536
2008-09	Dirk Nowitzki	485
2007-08	Dirk Nowitzki	478
2006-07	Dirk Nowitzki	498
2005-06	Dirk Nowitzki	539
2004-05	Dirk Nowitzki	615
2003-04	Dirk Nowitzki	371
2002-03	Dirk Nowitzki	483
2001-02	Dirk Nowitzki	440
2000-01	Dirk Nowitzki	451
1999-00	Dirk Nowitzki	289
1998-99^	Michael Finley	186
1997-98	Michael Finley	326
1996-97	Chris Gatling*	221
1995-96	Jim Jackson	345
1994-95	Jamal Mashburn	447
1993-94	Jamal Mashburn	306
1992-93	Derek Harper	239
1991-92	Rolando Blackman	239
1990-91	Derek Harper	286
1989-90	Sam Perkins	330
1988-89	Rolando Blackman	316
1987-88	Mark Aguirre	388
1986-87	Mark Aguirre	429
1985-86	Rolando Blackman	404
1984-85	Mark Aguirre	440
1983-84	Mark Aguirre	465
1982-83	Mark Aguirre	429
1981-82	Jay Vincent	293
1980-81	Jim Spanarkel	375

*Did not play entire season with Dallas.

% Season reduced to 72 games

Season reduced to 75 games

+ Season reduced to 66 games

^ Season reduced to 50 games

FREE THROW ATTEMPTS

Season	Player	FT Attempts
2021-22	Luka Dončić	489
2020-21%	Luka Dončić	471
2019-20#	Luka Dončić	562
2018-19	Luka Dončić	485
2017-18	Harrison Barnes	313
2016-17	Harrison Barnes	281
2015-16	Dirk Nowitzki	280
2014-15	Monta Ellis	303
2013-14	Monta Ellis	430
2012-13	Darren Collison	275
2011-12+	Dirk Nowitzki	355
2010-11	Dirk Nowitzki	443
2009-10	Dirk Nowitzki	586
2008-09	Dirk Nowitzki	545
2007-08	Dirk Nowitzki	554
2006-07	Dirk Nowitzki	551





2005-06	Dirk Nowitzki	598
2004-05	Dirk Nowitzki	708
2003-04	Dirk Nowitzki	423
2002-03	Dirk Nowitzki	548
2001-02	Dirk Nowitzki	516
2000-01	Dirk Nowitzki	538
1999-00	Dirk Nowitzki	348
1998-99 ^A	Gary Trent	235
1997-98	Michael Finley	416
1996-97	Chris Gatling*	313
1995-96	Jim Jackson	418
1994-95	Jamal Mashburn	605
1993-94	Jamal Mashburn	438
1992-93	Sean Rooks*	389
1991-92	Terry Davis	285
1990-91	Derek Harper	391
1989-90	Sam Perkins	424
1988-89	Rolando Blackman	370
1987-88	Mark Aguirre	504
1986-87	Mark Aguirre	557
1985-86	Rolando Blackman	483
1984-85	Mark Aguirre	580
1983-84	Mark Aguirre	621
1982-83	Mark Aguirre	589
1981-82	Jay Vincent	409
1980-81	Tom LaGarde	444

*Did not play entire season with Dallas.

% Season reduced to 72 games

Season reduced to 75 games

+ Season reduced to 66 games

^A Season reduced to 50 games

FREE THROW PERCENTAGE (MIN. 50 FTA)

Season	Player	FT %
2021-22	Kristaps Porzingis	147-170 (.865)
2020-21%	Josh Richardson	99-108 (.917)
2019-20#	Maxi Kleber	79-93 (.849)
2018-19	Harrison Barnes*	165-198 (.833)
2017-18	Dirk Nowitzki	97-108 (.898)
2016-17	Yogi Ferrell	64-73 (.877)
2015-16	Dirk Nowitzki	250-280 (.893)
2014-15	Dirk Nowitzki	255-289 (.882)
2013-14	Dirk Nowitzki	338-376 (.899)
2012-13	Darren Collison	242-275 (.880)
2011-12+	Dirk Nowitzki	318-365 (.896)
2010-11	Dirk Nowitzki	395-443 (.892)
2009-10	Dirk Nowitzki	536-586 (.915)
2008-09	Dirk Nowitzki	485-545 (.890)
2007-08	Jerry Stackhouse	132-148 (.892)
2006-07	Dirk Nowitzki	498-551 (.904)
2005-06	Dirk Nowitzki	539-598 (.901)
2004-05	Dirk Nowitzki	615-708 (.869)
2003-04	Steve Nash	230-251 (.916)
2002-03	Steve Nash	308-339 (.909)
2001-02	Steve Nash	260-293 (.887)
2000-01	Steve Nash	231-258 (.895)
1999-00	Steve Nash	75-85 (.882)
1998-99 ^A	Hubert Davis	44-50 (.880)
1997-98	Hubert Davis	97-116(.836)
1996-97	Robert Pack	62-73 (.849)
1995-96	Jim Jackson	345-418 (.825)
1994-95	Roy Tarpley	102-122 (.836)
1993-94	Tim Legler	142-169 (.840)
1992-93	Walter Bond	129-167 (.772)
1991-92	Rolando Blackman	239-266 (.898)
1990-91	Rolando Blackman	282-326 (.865)
1989-90	Rolando Blackman	287-340 (.844)
1988-89	Rolando Blackman	316-370 (.854)

1987-88	Rolando Blackman	331-379 (.873)
1986-87	Rolando Blackman	419-474 (.884)
1985-86	Brad Davis	198-228 (.868)
1984-85	Brad Davis	158-178 (.888)
1983-84	Brad Davis	199-238 (.836)
1982-83	Brad Davis	186-220 (.845)
1981-82	Jim Spanarkel	279-327 (.853)
1980-81	Jim Spanarkel*	375-423 (.887)

*Did not play entire season with Dallas.

% Season reduced to 72 games

Season reduced to 75 games

+ Season reduced to 66 games

^A Season reduced to 50 games

REBOUNDS

Season	Player	Rebounds
2021-22	Luka Dončić	593
2020-21%	Luka Dončić	527
2019-20#	Luka Dončić	573
2018-19	DeAndre Jordan*	686
2017-18	Harrison Barnes	468
2016-17	Harrison Barnes	394
2015-16	Zaza Pachulia	718
2014-15	Tyson Chandler	864
2013-14	Samuel Dalembert	541
2012-13	Shawn Marion	525
2011-12+	Shawn Marion	465
2010-11	Tyson Chandler	692
2009-10	Dirk Nowitzki	620
2008-09	Dirk Nowitzki	681
2007-08	Dirk Nowitzki	659
2006-07	Dirk Nowitzki	693
2005-06	Dirk Nowitzki	728
2004-05	Dirk Nowitzki	757
2003-04	Antoine Walker	684
2002-03	Dirk Nowitzki	791
2001-02	Dirk Nowitzki	755
2000-01	Dirk Nowitzki	754
1999-00	Dirk Nowitzki	532
1998-99 ^A	Shawn Bradley	392
1997-98	A.C. Green	668
1996-97	A.C. Green	518
1995-96	Popeye Jones	737
1994-95	Popeye Jones	844
1993-94	Popeye Jones	605
1992-93	Terry Davis	701
1991-92	Terry Davis	672
1990-91	James Donaldson	727
1989-90	James Donaldson	630
1988-89	Sam Perkins	688
1987-88	Roy Tarpley	959
1986-87	James Donaldson	973
1985-86	Sam Perkins	685
1984-85	Jay Vincent	704
1983-84	Pat Cummings	658
1982-83	Pat Cummings	668
1981-92	Jay Vincent	565
1980-81	Tom LaGarde	665

*Did not play entire season with Dallas.

% Season reduced to 72 games

Season reduced to 75 games

+ Season reduced to 66 games

^A Season reduced to 50 games

OFFENSIVE REBOUNDS

Season	Player	Offensive Rebounds
2021-22	Dwight Powell	173
2020-21%	Dorian Finney-Smith	98
2019-20#	Dorian Finney-Smith	145





2018-19	DeAndre Jordan*	161
2017-18	Dwight Powell	135
2016-17	Salah Mejri	97
2015-16	Zaza Pachulia	249
2014-15	Tyson Chandler	294
2013-14	Samuel Dalembert	200
2012-13	Shawn Marion	146
2011-12+	Shawn Marion	145
2010-11	Tyson Chandler	206
2009-10	Shawn Marion	158
2008-09	Erick Dampier	216
2007-08	Erick Dampier	207
2006-07	Erick Dampier	217
2005-06	Erick Dampier	273
2004-05	Erick Dampier	183
2003-04	Antawn Jamison	233
2002-03	Shawn Bradley	151
2001-02	Eduardo Najera	149
2000-01	Shawn Bradley	160
1999-00	Cedric Ceballos	172
1998-99^	Shawn Bradley	130
1997-98	A.C. Green	219
1996-97	A.C. Green	189
1995-96	Popeye Jones	260
1994-95	Popeye Jones	329
1993-94	Popeye Jones	299
1992-93	Terry Davis	259
1991-92	Terry Davis	228
1990-91	James Donaldson	201
1989-90	Sam Perkins	209
1988-89	Sam Perkins	235
1987-88	Roy Tarpley	360
1986-87	James Donaldson	295
1985-86	Sam Perkins	195
1984-85	Sam Perkins	189
1983-84	Kurt Nimphius	182
1982-83	Pat Cummings	225
1981-82	Wayne Cooper	200
1980-81	Tom LaGarde	177

*Did not play entire season with Dallas.

% Season reduced to 72 games

Season reduced to 75 games

+ Season reduced to 66 games

^ Season reduced to 50 games

DEFENSIVE REBOUNDS

Season	Player	Defensive Rebounds
2021-22	Luka Dončić	537
2020-21%	Luka Dončić	473
2019-20#	Luka Dončić	495
2018-19	DeAndre Jordan*	525
2017-18	Dirk Nowitzki	416
2016-17	Dirk Nowitzki	330
2015-16	Zaza Pachulia	469
2014-15	Tyson Chandler	570
2013-14	Dirk Nowitzki	458
2012-13	Shawn Marion	379
2011-12+	Dirk Nowitzki	373
2010-11	Tyson Chandler	485
2009-10	Dirk Nowitzki	540
2008-09	Dirk Nowitzki	593
2007-08	Dirk Nowitzki	564
2006-07	Dirk Nowitzki	571
2005-06	Dirk Nowitzki	613
2004-05	Dirk Nowitzki	661
2003-04	Dirk Nowitzki	580
2002-03	Dirk Nowitzki	710
2001-02	Dirk Nowitzki	635

2000-01	Dirk Nowitzki	635
1999-00	Dirk Nowitzki	430
1998-99^	Shawn Bradley	262
1997-98	A.C. Green	449
1996-97	A.C. Green	329
1995-96	Popeye Jones	477
1994-95	Popeye Jones	515
1993-94	Popeye Jones	306
1992-93	Terry Davis	442
1991-92	Terry Davis	444
1990-91	James Donaldson	526
1989-90	James Donaldson	475
1988-89	Sam Perkins	453
1987-88	Roy Tarpley	599
1986-87	James Donaldson	678
1985-86	James Donaldson	521
1984-85	Jay Vincent	519
1983-84	Pat Cummings	507
1982-83	Pat Cummings	443
1981-82	Jay Vincent	383
1980-81	Tom LaGarde	488
*Did not play entire season with Dallas.		
% Season reduced to 72 games		
# Season reduced to 75 games		
+ Season reduced to 66 games		
^ Season reduced to 50 games		

ASSISTS

Season	Player	Assists
2021-22	Luka Dončić	568
2020-21%	Luka Dončić	567
2019-20#	Luka Dončić	538
2018-19	Luka Dončić	429
2017-18	Jose Juan Barea	434
2016-17	Deron Williams*	274
2015-16	Deron Williams	378
2014-15	Monta Ellis	329
2013-14	Monta Ellis	471
2012-13	Darren Collison	415
2011-12+	Jason Kidd	264
2010-11	Jason Kidd	655
2009-10	Jason Kidd	724
2008-09	Jason Kidd	702
2007-08	Jason Kidd	276
2006-07	Jason Terry	422
2005-06	Jason Terry	306
2004-05	Jason Terry	429
2003-04	Steve Nash	687
2002-03	Steve Nash	598
2001-02	Steve Nash	634
2000-01	Steve Nash	509
1999-00	Michael Finley	438
1998-99^	Steve Nash	219
1997-98	Michael Finley	405
1996-97	Derek Harper	321
1995-96	Jason Kidd	783
1994-95	Jason Kidd	607
1993-94	Jim Jackson	374
1992-93	Derek Harper	334
1991-92	Derek Harper	373
1990-91	Derek Harper	548
1989-90	Derek Harper	609
1988-89	Derek Harper	570
1987-88	Derek Harper	634
1986-87	Derek Harper	609
1985-86	Brad Davis	467
1984-85	Brad Davis	581
1983-84	Brad Davis	561





1982-83	Brad Davis	565
1981-82	Brad Davis	509
1980-81	Brad Davis	385

*Did not play entire season with Dallas.

% Season reduced to 72 games

Season reduced to 75 games

+ Season reduced to 66 games

^ Season reduced to 50 games

STEALS

Season	Player	Steals
2021-22	Dorian Finney-Smith	88
2020-21%	Luka Dončić	64
2019-20#	Delon Wright	85
2018-19	Luka Dončić	77
2017-18	Wesley Matthews	76
2016-17	Seth Curry	79
2015-16	Wesley Matthews	78
2014-15	Monta Ellis	148
2013-14	Monta Ellis	141
2012-13	Darren Collison	100
2011-12+	Jason Kidd	82
2010-11	Jason Kidd	134
2009-10	Jason Kidd	145
2008-09	Jason Kidd	160
2007-08	Jason Terry	88
2006-07	Devin Harris	96
2005-06	Jason Terry	100
2004-05	Josh Howard	116
2003-04	Dirk Nowitzki	92
2002-03	Dirk Nowitzki	111
2001-02	Dirk Nowitzki	83
2000-01	Michael Finley	118
1999-00	Michael Finley	109
1998-99^	Michael Finley	66
1997-98	Michael Finley	132
1996-97	Derek Harper	92
1995-96	Jason Kidd	175
1994-95	Jason Kidd	151
1993-94	Fat Lever	159
1992-93	Derek Harper	80
1991-92	Derek Harper	101
1990-91	Derek Harper	147
1989-90	Derek Harper	187
1988-89	Derek Harper	172
1987-88	Derek Harper	168
1986-87	Derek Harper	167
1985-86	Derek Harper	153
1984-85	Derek Harper	144
1983-84	Derek Harper	95
1982-83	Brad Davis	80
	Mark Aguirre	80
1981-82	Jay Vincent	89
1980-81	Jim Spanarkel	117

% Season reduced to 72 games

Season reduced to 75 games

+ Season reduced to 66 games

^ Season reduced to 50 games

BLOCKS

Season	Player	Blocks
2021-22	Kristaps Porzingis	59
2020-21%	Kristaps Porzingis	58
2019-20#	Kristaps Porzingis	115
2018-19	Maxi Kleber	78
2017-18	Salah Mejri	67
2016-17	Salah Mejri	61
2015-16	Dirk Nowitzki	52
2014-15	Tyson Chandler	91

2013-14	Samuel Dalembert	94
2012-13	Elton Brand	90
2011-12+	Brandan Wright	63
2010-11	Tyson Chandler	80
2009-10	Dirk Nowitzki	79
2008-09	Erick Dampier	95
2007-08	Erick Dampier	106
2006-07	DeSagana Diop	113
2005-06	DeSagana Diop	146
2004-05	Dirk Nowitzki	119
2003-04	Dirk Nowitzki	104
2002-03	Shawn Bradley	170
2001-02	Dirk Nowitzki	77
2000-01	Shawn Bradley	228
1999-00	Shawn Bradley	190
1998-99^	Shawn Bradley	159
1997-98	Shawn Bradley	214
1996-97	Shawn Bradley	88
1995-96	Lorenzo Williams	122
1994-95	Lorenzo Williams	148
1993-94	Sean Rooks	44
1992-93	Sean Rooks	81
1991-92	Herb Williams	98
1990-91	James Donaldson	93
1989-90	Herb Williams	106
1988-89	Sam Perkins	92
1987-88	James Donaldson	104
1986-87	James Donaldson	136
1985-86	James Donaldson	110
1984-85	Kurt Nimphius	126
1983-84	Kurt Nimphius	144
1982-83	Kurt Nimphius	111
1981-82	Wayne Cooper	106
1980-81	Tom LaGarde	45

% Season reduced to 72 games

Season reduced to 75 games

+ Season reduced to 66 games

^ Season reduced to 50 games

TURNOVERS

Season	Player	Turnovers
2021-22	Luka Dončić	292
2020-21%	Luka Dončić	281
2019-20#	Luka Dončić	260
2018-19	Luka Dončić	247
2017-18	Dennis Smith Jr.	194
2016-17	Harrison Barnes	102
	Wesley Matthews	102
2015-16	Deron Williams	150
2014-15	Monta Ellis	198
2013-14	Monta Ellis	264
2012-13	O.J. Mayo	210
2011-12+	Jason Terry	127
2010-11	Jason Kidd	179
2009-10	Jason Kidd	195
2008-09	Jason Kidd	185
2007-08	Dirk Nowitzki	160
2006-07	Dirk Nowitzki	167
2005-06	Dirk Nowitzki	156
2004-05	Dirk Nowitzki	176
2003-04	Steve Nash	209
2002-03	Steve Nash	192
2001-02	Steve Nash	229
2000-01	Steve Nash	205
1999-00	Michael Finley	196
1998-99^	Michael Finley	107
1997-98	Michael Finley	219
1996-97	Derek Harper	132





1995-96	Jason Kidd	328
1994-95	Jason Kidd	250
1993-94	Jim Jackson	334
1992-93	Terry Davis	160
	Sean Rooks	160
1991-92	Derek Harper	154
1990-91	Derek Harper	177
1989-90	Derek Harper	207
1988-89	Derek Harper	205
1987-88	Mark Aguirre	203
1986-87	Mark Aguirre	217
1985-86	Mark Aguirre	252
1984-85	Mark Aguirre	253
1983-84	Mark Aguirre	285
1982-83	Mark Aguirre	261
1981-82	Jay Vincent	194
1980-81	Tom LaGarde	206

% Season reduced to 72 games

Season reduced to 75 games

+ Season reduced to 66 games

^ Season reduced to 50 games

FOULS

Season	Player	Fouls
2021-22	Dwight Powell	220
2020-21%	Luka Dončić	152
2019-20#	Kristaps Porziņis	185
2018-19	Dwight Powell	201
2017-18	Dwight Powell	186
2016-17	Wesley Matthews	161
2015-16	Zaza Pachulia	181
2014-15	Monta Ellis	197
2013-14	Samuel Dalembert	210
2012-13	Vince Carter	226
2011-12+	Ian Mahinmi	176
2010-11	Tyson Chandler	240
2009-10	Dirk Nowitzki	208
2008-09	Erick Dampier	191
2007-08	Erick Dampier	226
2006-07	DeSagana Diop	244
2005-06	Erick Dampier	263
2004-05	Dirk Nowitzki	219
2003-04	Dirk Nowitzki	216
2002-03	Raef LaFrentz	264
2001-02	Dirk Nowitzki	222
2000-01	Shawn Bradley	256
1999-00	Shawn Bradley	260
1998-99^	Shawn Bradley	153
1997-98	Shawn Bradley	214
1996-97	Eric Montross*	150
1995-96	Popeye Jones	262
1994-95	Lorenzo Williams	306
1993-94	Doug Smith	287
1992-93	Doug Smith	280
1991-92	Doug Smith	259
1990-91	Randy White	308
1989-90	Herb Williams	243
1988-89	Sam Perkins	224
1987-88	Roy Tarpley	313
1986-87	Sam Perkins	269
1985-86	Mark Aguirre	229
1984-85	Kurt Nimphius	262
1983-84	Kurt Nimphius	283
1982-83	Pat Cummings	296
1981-82	Jay Vincent	308
1980-81	Tom LaGarde	293

*Did not play entire season with Dallas.

% Season reduced to 72 games

Season reduced to 75 games

+ Season reduced to 66 games

^ Season reduced to 50 games

GAMES

Season	Player	Games
2021-22	Dwight Powell	82
2020-21%	Tim Hardaway Jr.	70
2019-20#	Maxi Kleber	74
2018-19	Dorian Finney-Smith	81
2017-18	Yogi Ferrell	82
2016-17	Dorian Finney-Smith	81
2015-16	Raymond Felton	80
2014-15	Monta Ellis	80
2013-14	Monta Ellis	82
2012-13	O.J. Mayo	82
2011-12+	Shawn Marion	63
	Jason Terry	63
2010-11	Jason Terry	82
2009-10	Dirk Nowitzki	81
2008-09	Brandon Bass	81
	Jason Kidd	81
	Dirk Nowitzki	81
2007-08	Jason Terry	82
2006-07	Jason Terry	81
	DeSagana Diop	81
2005-06	Erick Dampier	82
2004-05	Jason Terry	80
2003-04	Antawn Jamison	82
	Antoine Walker	82
2002-03	Steve Nash	82
2001-02	Steve Nash	82
2000-01	Michael Finley	82
	Dirk Nowitzki	82
	Howard Easley	82
	Shawn Bradley	82
1999-00	Michael Finley	82
	Dirk Nowitzki	82
1998-99^	Michael Finley	50
	A.C. Green	50
	Hubert Davis	50
1997-98	Michael Finley	82
	A.C. Green	82
	Khalid Reeves	82
1996-97	Derek Harper	75
1995-96	Jim Jackson	82
1994-95	Lorenzo Williams	82
1993-94	Jim Jackson	82
1992-93	Donald Hodge	79
1991-92	Doug Smith	76
1990-91	James Donaldson	82
1989-90	Derek Harper	82
1988-89	Derek Harper	81
1987-88	Derek Harper	82
	Detlef Schrempf	82
1986-87	James Donaldson	82
	Brad Davis	82
1985-86	Brad Davis	82
	Rolando Blackman	82
1984-85	Brad Davis	82
	Derek Harper	82
	Kurt Nimphius	82
	Sam Perkins	82
1983-84	Kurt Nimphius	82
	Derek Harper	82
1982-83	Mark Aguirre	81
	Jay Vincent	81
	Pat Cummings	81





	Kurt Nimphius	81
1981-82	Rolando Blackman	82
	Brad Davis	82
	Jim Spanarkel	82
	Allan Bristow	82
1980-81	Jim Spanarkel	82
	Tom LaGarde	82

% Season reduced to 72 games

Season reduced to 75 games

+ Season reduced to 66 games

^ Season reduced to 50 games

STARTS

Season	Player	Starts
2021-22	Dorian Finney-Smith	80
2020-21%	Luka Dončić	66
2019-20#	Dorian Finney-Smith	68
2018-19	Luka Dončić	72
2017-18	Dirk Nowitzki	77
	Harrison Barnes	77
2016-17	Harrison Barnes	79
2015-16	Wesley Matthews	78
2014-15	Monta Ellis	80
2013-14	Monta Ellis	82
2012-13	O.J. Mayo	82
2011-12+	Shawn Marion	63
2010-11	Jason Kidd	80
2009-10	Dirk Nowitzki	80
	Jason Kidd	80
2008-09	Jason Kidd	81
	Dirk Nowitzki	81
2007-08	Dirk Nowitzki	77
2006-07	Jason Terry	80
2005-06	Dirk Nowitzki	81
2004-05	Dirk Nowitzki	78
2003-04	Antoine Walker	82
2002-03	Steve Nash	82
2001-02	Steve Nash	82
2000-01	Michael Finley	82
	Dirk Nowitzki	82
1999-00	Michael Finley	82
1998-99^	Michael Finley	50
1997-98	Michael Finley	82
1996-97	A.C. Green	54
1995-96	Jim Jackson	82
1994-95	Lorenzo Williams	81
1993-94	Jim Jackson	82
1992-93	Terry Davis	74
1991-92	Rolando Blackman	74
1990-91	James Donaldson	82
1989-90	Derek Harper	82
1988-89	Derek Harper	81
1987-88	Derek Harper	82
1986-87	James Donaldson	82
1985-86	Rolando Blackman	81
1984-85	Brad Davis	82
1983-84	Rolando Blackman	81
	Brad Davis	81
1982-83	Brad Davis	78
1981-82	Brad Davis	82
1980-81	Tom LaGarde	82

% Season reduced to 72 games

Season reduced to 75 games

+ Season reduced to 66 games

^ Season reduced to 50 games

MINUTES

Season	Player	Minutes
2021-22	Dorian Finney-Smith	2,644

2020-21%	Luka Dončić	2,262
2019-20#	Dorian Finney-Smith	2,120
2018-19	Luka Dončić	2,318
2017-18	Harrison Barnes	2,635
2016-17	Harrison Barnes	2,804
2015-16	Wesley Matthews	2,644
2014-15	Monta Ellis	2,699
2013-14	Monta Ellis	3,023
2012-13	O.J. Mayo	2,913
2011-12+	Dirk Nowitzki	2,079
2010-11	Jason Kidd	2,653
2009-10	Dirk Nowitzki	3,039
2008-09	Dirk Nowitzki	3,050
2007-08	Dirk Nowitzki	2,769
2006-07	Jason Terry	2,846
2005-06	Dirk Nowitzki	3,089
2004-05	Dirk Nowitzki	3,020
2003-04	Dirk Nowitzki	2,915
2002-03	Dirk Nowitzki	3,117
2001-02	Dirk Nowitzki	2,891
2000-01	Michael Finley	3,443
1999-00	Michael Finley	3,464
1998-99^	Michael Finley	2,051
1997-98	Michael Finley	3,394
1996-97	Derek Harper	2,210
1995-96	Jason Kidd	3,034
1994-95	Jamal Mashburn	2,980
1993-94	Jim Jackson	3,066
1992-93	Terry Davis	2,462
1991-92	Rolando Blackman	2,527
1990-91	Rolando Blackman	2,965
1989-90	Derek Harper	3,007
1988-89	Derek Harper	2,968
1987-88	Derek Harper	3,032
1986-87	James Donaldson	3,028
1985-86	Rolando Blackman	2,787
1984-85	Rolando Blackman	2,834
1983-84	Rolando Blackman	3,025
1982-83	Mark Aguirre	2,784
1981-82	Jay Vincent	2,626
1980-81	Tom LaGarde	2,670

% Season reduced to 72 games

Season reduced to 75 games

+ Season reduced to 66 games

^ Season reduced to 50 games

SEASON HIGHS

POINTS

Player	Points	Season
Mark Aguirre	2,330	1983-84
Dirk Nowitzki	2,151	2005-06
Dirk Nowitzki	2,094	2008-09
Mark Aguirre	2,056	1986-87
Mark Aguirre	2,055	1984-85

SCORING AVERAGE (MIN. 50 GAMES)

Player	Average	Season
Mark Aguirre	29.5	1983-84
Luka Dončić	28.8	2019-20#
Luka Dončić	28.4	2021-22
Luka Dončić	27.7	2020-21%
Dirk Nowitzki	26.6	2005-06

% Season reduced to 72 games

Season reduced to 75 games

FIELD GOALS

Player	Field Goals	Season
Mark Aguirre	925	1983-84
Mark Aguirre	794	1984-85





Mark Aguirre	787	1986-87
Dirk Nowitzki	774	2008-09
Mark Aguirre	767	1982-83

FIELD GOAL ATTEMPTS

Player	Attempts	Season
Mark Aguirre	1,765	1983-84
Michael Finley	1,636	1999-00
Dirk Nowitzki	1,616	2008-09
Mark Aguirre	1,590	1986-87
Mark Aguirre	1,589	1982-83

FIELD GOAL PERCENTAGE (MIN. 200 FGA)

Player	FG %	Season
Brandan Wright	.677	2013-14
Dwight Powell	.671	2021-22
Tyson Chandler	.666	2014-15
Tyson Chandler	.654	2010-11
Erick Dampier	.650	2008-09

3-POINT FIELD GOALS

Player	3-Pt Field Goals	Season
George McCloud	257	1995-96
Tim Hardaway Jr.	207	2020-21%
Tim Hardaway Jr.	204	2019-20#
Luka Dončić	201	2021-22
Luka Dončić	192	2020-21%

% Season reduced to 72 games

Season reduced to 75 games

3-POINT FIELD GOAL ATTEMPTS

Player	3-Pt. Attempts	Season
George McCloud	678	1995-96
Luka Dončić	569	2021-22
Luka Dončić	546	2020-21%
Luka Dončić	541	2019-20#
Tim Hardaway Jr.	529	2020-21%

% Season reduced to 72 games

Season reduced to 75 games

3-POINT FIELD GOAL PERCENTAGE (MIN. 50 3FGA)

Player	3-Pt FG %	Season
Doug McDermott	.494	2017-18
Hubert Davis	.491	1999-00
Brian Cardinal	.483	2010-11
Detlef Schrempf	.478	1986-87
Jason Kidd	.461	2007-08

FREE THROWS

Player	Free Throws	Season
Dirk Nowitzki	615	2004-05
Dirk Nowitzki	539	2005-06
Dirk Nowitzki	536	2009-10
Dirk Nowitzki	498	2006-07
Dirk Nowitzki	485	2008-09

FREE THROW ATTEMPTS

Player	FT Attempts	Season
Dirk Nowitzki	708	2004-05
Mark Aguirre	621	1983-84
Jamal Mashburn	605	1994-95
Dirk Nowitzki	598	2005-06
Mark Aguirre	589	1982-83

FREE THROW PERCENTAGE (MIN. 50 FTA)

Player	FT %	Season
Shawn Bradley	.922	2001-02
Josh Richardson	.917	2020-21
Steve Nash	.916	2003-04
Dirk Nowitzki	.915	2009-10
Steve Nash	.909	2002-03
Dirk Nowitzki	.904	2006-07

% Season reduced

to 72 games

REBOUNDS

Player	Rebounds	Season
James Donaldson	973	1986-87
Roy Tarpley	959	1987-88
Tyson Chandler	864	2014-15
Popeye Jones	844	1994-95
Dirk Nowitzki	791	2002-03

REBOUNDING AVERAGE (MIN. 50 GAMES)

Player	Rebounds/Game	Season
DeAndre Jordan	13.7	2018-19
James Donaldson	11.9	1986-87
Roy Tarpley	11.8	1987-88
Tyson Chandler	11.5	2014-15
Popeye Jones	10.8	1995-96

OFFENSIVE REBOUNDS

Player	Offensive Rebounds	Season
Tyson Chandler	654	2010-11
Erick Dampier	650	2008-09
Erick Dampier	643	2007-08
Erick Dampier	626	2006-07
Roy Tarpley	360	1987-88

DEFENSIVE REBOUNDS

Player	Defensive Rebounds	Season
Dirk Nowitzki	710	2002-03
James Donaldson	678	1986-87
Dirk Nowitzki	661	2004-05
Dirk Nowitzki	635	2001-02
Dirk Nowitzki	635	2000-01

ASSISTS

Player	Assists	Season
Jason Kidd	783	1995-96
Jason Kidd	724	2009-10
Jason Kidd	702	2008-09
Steve Nash	687	2003-04
Jason Kidd	655	2010-11

ASSISTS AVERAGE

Player	Assists/Game	Season
Jason Kidd	9.7	1995-96
Jason Kidd	9.1	2009-10
Luka Dončić	8.8	2019-20#
Steve Nash	8.8	2003-04
Luka Dončić	8.7	2021-22
Jason Kidd	8.7	2008-09

Season reduced to 75 games

STEALS

Player	Steals	Season
Derek Harper	187	1989-90
Jason Kidd	175	1995-96
Derek Harper	172	1988-89
Derek Harper	168	1987-88
Derek Harper	167	1986-87

BLOCKS

Player	Blocks	Season
Shawn Bradley	228	2000-01
Shawn Bradley	214	1997-98
Shawn Bradley	190	1999-00
Shawn Bradley	170	2002-03
Shawn Bradley	159	1998-99^

^Season reduced to 50 games

TURNOVERS

Player	Turnovers	Season
Jim Jackson	334	1993-94
Jason Kidd	328	1995-96
Luka Dončić	292	2021-22
Mark Aguirre	285	1983-84
Luka Dončić	281	2020-21%





% Season reduced
to 72 games

FOULS

Player	Fouls	Season
Roy Tarpley	313	1987-88
Randy White	308	1990-91
Jay Vincent	308	1981-82
Lorenzo Williams	306	1994-95
Pat Cummings	296	1982-83

DISQUALIFICATIONS

Player	Disqualifications	Season
Doug Smith	12	1992-93
Kurt Nimphius	11	1982-83

Wayne Cooper	10	1981-82
Pat Cummings	9	1982-83
Lorenzo Williams	9	1995-96
Shawn Bradley	9	1997-98

MINUTES

Player	Minutes	Season
Michael Finley	3,464	1999-00
Michael Finley	3,443	2000-01
Michael Finley	3,394	1997-98
Dirk Nowitzki	3,117	2002-03
Dirk Nowitzki	3,089	2005-06

MAVS LISTS**ATTENDANCE SUMMARY**

Year	Reunion Arena									
	Total Attendance	Home Attendance	Avg. Home Attendance	Arena Capacity	Pct. Capacity	NBA Ranking	Sellouts	10,000+	Avg. Road Attendance	
1980-81	319,347	7,789	17,772	43.8	18th	1	7	8,912		
1981-82	390,292	9,519	17,134	55.6	15th	3	12	9,082		
1982-83	487,158	11,882	17,134	69.3	9th	6	28	8,252		
1983-84	583,134	14,223	17,007	83.6	5th	11	40	9,592		
1984-85	684,466	16,694	17,007	98.2	2nd	24	41	9,660		
1985-86	693,052	16,904	17,007	99.4	2nd	31	41	10,938		
1986-87	696,333	16,984	17,007	99.9	2nd	38	41	12,429		
1987-88	695,592	16,966	17,007	99.8	4th	37	41	12,775		
1988-89	695,056	16,953	17,007	99.7	8th	35	41	14,400		
1989-90	691,570	16,868	17,007	99.2	8th	32	41	14,706		
1990-91	683,927	16,681	17,007	98.1	7th	24	41	14,498		
1991-92	649,741	15,847	17,502	90.5	11th	6	41	14,786		
1992-93	554,724	13,530	17,502	77.3	21st	4	41	15,095		
1993-94	526,414	12,839	17,502	73.4	25th	3	41	15,572		
1994-95	678,433	16,547	17,502	94.5	13th	27	41	16,953		
1995-96	684,138	16,686	17,502	95.3	17th	19	41	17,199		
1996-97	619,178	15,102	18,042	83.7	25th	6	41	12,697		
1997-98	541,545	13,208	18,042	73.2	26th	5	36	15,792		
1998-99*	362,837	14,513	18,121	80.2	25th	3	25	16,313		
1999-00	606,177	14,785	18,187	81.3	23rd	6	41	15,843		
2000-01	680,138	16,589	18,187	91.2	13th	20	41	15,762		

Year	AAC									
	Total Attendance	Home Attendance	Avg. Home Attendance	Arena Capacity	Pct. Capacity	NBA Ranking	Sellouts	20,000+	Avg. Road Attendance	
2001-02	802,783	19,580	19,200	101.9	6th	34	22	17,049		
2002-03	816,429	19,913	19,200	103.7	3rd	41	16	17,618		
2003-04	825,594	20,136	19,200	104.9	2nd	41	27	17,453		
2004-05	822,533	20,062	19,200	104.5	3rd	41	24	17,259		
2005-06	824,693	20,114	19,200	104.8	3rd	41	29	17,592		
2006-07	814,009	20,350	19,200	106	4th	41	39	17,821		
2007-08	831,738	20,286	19,200	105.7	4th	41	39	17,716		
2008-09	821,723	20,042	19,200	104.4	4th	41	22	17,102		
2009-10	819,770	19,994	19,200	104.1	4th	41	18	17,129		
2010-11	824,162	20,102	19,200	104.7	4th	41	27	16,657		
2011-12*	671,050	20,335	19,200	105.9	3rd	33	31	17,712		
2012-13	896,944	20,036	19,200	104.4	2nd	41	21	17,613		
2013-14	817,982	19,950	19,200	103.9	2nd	41	19	17,268		
2014-15	827,702	20,187	19,200	105.1	3rd	41	31	17,653		
2015-16	825,901	20,144	19,200	104.9	3rd	41	31	17,727		
2016-17	811,366	19,789	19,200	103.1	4th	41	14	17,519		
2017-18	811,453	19,791	19,200	103.1	5th	41	14	17,374		
2018-19	820,569	20,014	19,200	104.2	3rd	41	24	18,073		
2019-20*	682,096	20,061	19,200	104.5	2nd	34	19	18,249		
2020-21**	131,912	3,648	varied	n/a	4th	n/a	0	2,471		
2021-22	809,315	19,739	19,200	102.8	3rd	41	17	17,092		

*Did not play full 82-game season

**26 home games with fans (capacity varied throughout the season); 15 away games with fans

HEAD COACHES

Coach	Years	REGULAR SEASON			PLAYOFFS		
		W	L	PCT	W	L	PCT
Rick Carlisle	2008-09 through 2020-21	555	478	.537	33	38	.465
Don Nelson\$	1997-98 through 3/17/05	339	251	.575	19	24	.442
Dick Motta	1980-81 through 1986-87, 1994-95 through 1995-96	329	409	.446	11	17	.393
Avery Johnson#	3/18/05 through 2007-08	194	70	.735	23	24	.479
John MacLeod*	1987-88 through 11/26/89	96	79	.549	10	7	.588
Richie Aduabato+	1989-90 through 1/13/93	94	170	.356	0	3	.000
Jason Kidd	2021-22 through Present	52	30	.634	9	9	.500
Jim Cleamons	1996-97 through 12/4/97	28	70	.286	0	0	n/a
Quinn Buckner	1993-94	13	69	.159	0	0	n/a
Gar Heard¢	1992-93	9	44	.170	0	0	n/a

\$ - Nelson took over for Cleamons 16 games into the 1997-98 season.

* - MacLeod was dismissed 11 games into the 1989-90 season.

+ - Aduabato took over for MacLeod 11 games into the 1989-90 season, and was dismissed 29 games into the 1992-93 season.

¢ - Heard took over for Aduabato 29 games into the 1992-93 season.

- Johnson took over for Nelson 64 games into the 2004-05 season.

ASSISTANT COACHES

Coach	Years
Richie Aduabato	1986-87 – 1989-90
Sonny Allen	1997-98
Darrell Armstrong	2008-09 – Present
Greg Ballard	1993-94
Rolando Blackman	2000 – 2005-06
Butch Beard	1996-97 – 1997-98
Jenny Boucek	2019-20 – 2020-21
Tony Brown	2011-12 – 2013-14
Kaleb Canales	2013-14 – 2017-18
Dwane Casey	2008-09 – 2010-11
Brad Davis	1992-93, 94-95 – 95-96, 99-00 – Present
Jared Dudley	2020-21 – Present
Ron Ekker	1997-98
Mario Elie	2007-08 – 2008-09
Zach Guthrie	2020-21
Del Harris	2000 – 2006-07
Gar Heard	1987-88 – 1992-93 and 1999-00
Melvin Hunt	2015-16 – 2017-18
Avery Johnson	2004-05
Popeye Jones	2006-07 – 2009-10
Igor Kokoskov	2021-22
Monte Mathis	2009-10 – 2014-15
Sidney Moncrief	1999-00 – 2002-03
Jamahl Mosley	2014-15 – 2020-21
Kip Motta	1994-95 – 1995-96
Donn Nelson	1997-98 – 2003-04
Tom Newell	1993-94
Jack Nolan	1996-97
Jim O'Brien	2012-13
Charlie Parker	1996-97 – 2004-05





Peter Patton	2021-22- Present
Joe Prunty	2005-06 – 2007-08
Clifford Ray	1992-93
Larry Riley	2002-03 – 2005-06
Scott Roth	1997-98 – 1999-00
Bob Salmi	1996-97 – 1997-98
God Shammgod	2021-22- Present
Stephen Silas	2018-19 - 2019-20
Greg St. Jean	2021-22- Present
Tom Sterner	2008-09 – 2009-10
Terry Stotts	2008-09 – 2011-12
Larry Shyatt	2016-17 – 2018-19
Sean Sweeney	2021-22- Present
Kurt Thomas	1997-98
Kristi Toliver	2021-22- Present
Lanny Van Eman	1996-97
Kiki Vandeweghe	1999-01
Sam Vincent	2006-07
Mike Weinar	2017-18 – 2020-21
Bob Weiss	1980-81 – 1985-86
Paul Westphal	2007-08
Randy Wittman	1993-94
Bob Zuffelato	1990-91 – 1992-93

FINAL RECORDS AND STANDINGS

Year	Head Coach	Record	Division, GB	West	Home	Road	Playoffs	Attend.
1980-81	Dick Motta	15-67	6th, 37	12th	11-30	4-37	—	7,789
1981-82	Dick Motta	28-54	5th, 20	10th	16-25	12-29	—	9,519
1982-83	Dick Motta	38-44	4th, 15	8th	23-18	15-26	—	11,882
1983-84	Dick Motta	43-39	2nd, 2	4th	31-10	12-29	4-6	14,223
1984-85	Dick Motta	44-38	3rd, 8	4th	24-17	20-21	1-3	16,694
1985-86	Dick Motta	44-38	3rd, 7	4th	26-15	18-23	5-5	16,904
1986-87	Dick Motta	55-27	1st, —	2nd	35-6	20-21	1-3	16,984
1987-88	John MacLeod	53-29	2nd, 1	3rd	33-8	20-21	10-7	16,966
1988-89	John MacLeod	38-44	4th, 13	9th	24-17	14-27	—	16,953
1989-90	John MacLeod	5-6						
	Richie Adubato	42-29	3rd, 9	6th	30-11	17-24	0-3	16,868
1990-91	Richie Adubato	28-54	6th, 27	12th	20-21	8-33	—	16,681
1991-92	Richie Adubato	22-60	5th, 33	12th	15-26	7-34	—	15,847
1992-93	Richie Adubato	2-27						
	Gar Heard	9-44	6th, 44	13th	7-34	4-37	—	13,530
1993-94	Quinn Buckner	13-69	6th, 45	13th	6-35	7-34	—	12,839
1994-95	Dick Motta	36-46	5th, 26	10th	19-22	17-24	—	16,547
1995-96	Dick Motta	26-56	T5th, 33	T13th	16-25	10-31	—	16,686
1996-97	Jim Cleamons	24-58	4th, 40	11th	14-27	10-31	—	15,102
1997-98	Jim Cleamons	4-12						
	Don Nelson	16-50	5th, 42	10th	13-28	7-34	—	13,208
1998-99*	Don Nelson	19-31	5th, 18	11th	15-10	4-21	—	14,513
1999-00	Don Nelson	40-42	4th, 15	9th	22-19	18-23	—	14,785
2000-01	Don Nelson	53-29	T2nd, 5	T4th	28-13	25-16	4-6	16,589
2001-02	Don Nelson	57-25	2nd, 1	4th	30-11	27-14	4-4	19,580
2002-03	Don Nelson	60-22	1st, —	2nd	33-8	27-14	10-10	19,913
2003-04	Don Nelson	52-30	3rd, 6	5th	36-5	16-25	1-4	20,136
2004-05	Don Nelson	42-22	2nd, 1	3rd	29-12	29-12	6-7	20,062
	Avery Johnson	16-2						
2005-06	Avery Johnson	60-22	2nd, 3	2nd	34-7	26-15	14-9	20,114
2006-07	Avery Johnson	67-15	1st, —	1st	36-5	31-10	2-4	20,350
2007-08	Avery Johnson	51-31	4th, 5	7th	34-7	17-24	1-4	20,286
2008-09	Rick Carlisle	50-32	3rd, 4	6th	32-9	18-23	3-1	20,042
2009-10	Rick Carlisle	55-27	1st, —	2nd	28-13	27-14	5-5	19,994
2010-11	Rick Carlisle	57-25	2nd, 4	3rd	29-12	28-13	16-5	20,102
2011-12*	Rick Carlisle	36-30	3rd, 14	7th	23-10	13-20	0-4	20,335
2012-13	Rick Carlisle	41-41	4th, 17	10th	24-17	17-24	—	20,036
2013-14	Rick Carlisle	49-33	4th, 13	8th	26-15	23-18	3-4	19,951
2014-15	Rick Carlisle	50-32	4th, 6	7th	27-14	23-18	1-4	20,188
2015-16	Rick Carlisle	42-40	2nd, 25	6th	23-18	19-22	1-4	20,144
2016-17	Rick Carlisle	33-49	5th, 28	11th	21-20	12-29	1-4	19,789
2017-18	Rick Carlisle	24-58	4th, 41	13th	15-26	9-32	—	19,791

2018-19	Rick Carlisle	33-49	T3rd, 20	T12th	24-17	9-32	—	20,014
2019-20*	Rick Carlisle	43-32	2nd, 2.5	7th	20-18	23-14	2-4	20,061
2020-21**	Rick Carlisle	42-30	1st, -	5th	21-15	21-15	3-4	3,648
2021-22	Jason Kidd	52-30	2nd, 4	4th	29-12	23-18	9-9	20,561

*Did not play full 82 game season

**Did not play full 82 game season; limited venue capacity (26 games w/ fans)

RECORD BY MONTH

	Oct.	Nov.	Dec.	Jan.	Feb.	March	April	May	July	Aug.
1980-81	2-10	1-12	2-14	3-9	1-13	6-9	—	—	—	—
1981-82	1-1	1-12	5-9	6-7	6-8	5-12	4-5	—	—	—
1982-83	1-1	6-6	5-9	9-7	7-6	8-9	2-6	—	—	—
1983-84	1-1	10-3	5-10	9-5	7-9	7-7	4-4	—	—	—
1984-85	1-1	8-8	6-6	9-7	8-4	9-8	3-4	—	—	—
1985-86	1-1	8-6	5-8	9-6	6-8	11-5	4-4	—	—	—
1986-87	1-0	9-5	9-4	9-6	9-5	12-4	6-3	—	—	—
1987-88	0-0	7-5	10-3	11-4	10-5	8-6	7-6	—	—	—
1988-89	0-0	9-4	8-5	4-11	8-5	3-14	6-5	—	—	—
1989-90	0-0	6-7	9-6	9-7	7-5	9-5	7-5	—	—	—
1990-91	0-0	6-6	4-10	5-10	6-7	4-12	3-9	—	—	—
1991-92	0-0	7-8	5-9	1-13	4-9	1-15	4-6	—	—	—
1992-93	0-0	1-9	1-13	1-14	1-12	3-14	4-9	—	—	—
1993-94	0-0	1-12	1-12	1-16	5-8	0-13	5-8	—	—	—
1994-95	0-0	7-4	6-8	3-13	5-7	10-6	5-8	—	—	—
1995-96	0-0	5-8	3-11	6-8	5-9	3-14	4-6	—	—	—
1996-97	0-0	4-10	6-7	4-11	5-7	3-14	2-9	—	—	—
1997-98	1-0	3-11	1-14	3-11	3-10	8-8	1-8	—	—	—
1998-99*	0-0	0-0	0-0	0-0	5-10	5-12	8-7	1-2	—	—
1999-00	0-0	5-11	4-10	8-5	7-6	7-9	9-1	—	—	—
2000-01	1-0	9-6	10-6	8-6	8-4	10-4	7-3	—	—	—
2001-02	1-0	9-6	11-3	12-4	7-4	11-5	6-3	—	—	—
2002-03	1-0	14-1	10-4	11-4	8-5	11-4	5-4	—	—	—
2003-04	1-1	10-5	7-6	11-6	9-2	8-8	6-2	—	—	—
2004-05	0-0	10-6	9-4	9-4	10-3	10-6	10-1	—	—	—
2005-06	0-0	10-4	12-4	13-2	10-1	9-8	6-3	—	—	—
2006-07	0-0	11-4	13-3	14-2	10-0	13-2	6-4	—	—	—
2007-08	1-0	10-5	9-6	11-3	8-6	7-8	5-3	—	—	—
2008-09	0-1	8-7	11-4	8-7	8-4	9-7	6-2	—	—	—
2009-10	2-1	11-4	9-5	8-7	9-4	11-4	5-2	—	—	—
2010-11	2-1	11-3	8-8	11-1	10-6	10-6	4-3	—	—	—
2011-12*	0-0	0-0	1-3	13-5	7-7	9-8	6-7	—	—	—
2012-13	1-1	6-8	5-10	7-8	6-5	11-5	5-4	—	—	—
2013-14	1-0	9-8	8-5	9-8	9-3	8-6	5-3	—	—	—
2014-15	1-1	12-4	10-5	9-7	7-5	6-7	5-3	—	—	—
2015-16	1-1	9-7	9-6	9-9	4-6	5-10	5-2	—	—	—
2016-17	0-3	3-11	7-10	8-6	6-5	7-9	2-5	—	—	—
2017-18	1-7	4-10	8-8	3-11	3-7	4-10	1-5	—	—	—
2018-19	2-6	8-4	7-9	6-9	4-6	3-12	3-3	—	—	—
2019-20*	3-1	9-5	9-6	8-7	7-5	4-3	—	—	0-1	3-4
2020-21**	—	—	1-3	7-9	8-4	9-5	10-6	7-2	—	—
2021-22	4-2	6-7	7-9	12-4	7-3	12-4	4-1	—	—	—
TOTALS	32-41	283-262	279-289	314-306	281-243	309-337	200-182	8-4	0-1	3-4

*Did not play full 82 game season

**Did not play full 82 game season

DIVISION AND CONFERENCE RECORDS

	Atlantic	Central	Southeast	East	Mid/Southwest	Pacific	Northwest	West	Overall
1980-81	2-8	1-11	NA	3-19	5-25	7-23	NA	12-48	15-67
1981-82	4-6	5-7	NA	9-13	11-19	8-22	NA	19-41	28-54
1982-83	0-10	6-6	6-16	15-15	17-13	17-13	NA	32-28	38-44
1983-84	2-8	5-7	NA	7-15	19-11	17-13	NA	36-24	43-39
1984-85	5-5	6-6	NA	11-11	14-16	19-11	NA	33-27	44-38
1985-86	5-5	6-6	NA	11-11	16-14	17-13	NA	33-27	44-38
1986-87	7-3	6-6	NA	13-9	19-11	23-7	NA	42-18	55-27
1987-88	4-6	8-4	NA	12-10	20-10	21-9	NA	41-19	53-29
1988-89	6-6	2-10	NA	8-16	19-11	11-17	NA	30-28	38-44
1989-90	8-5	10-3	NA	18-8	17-11	12-16	NA	29-27	47-35
1990-91	7-5	4-10	NA	11-15	7-21	10-18	NA	17-39	28-54
1991-92	3-11	4-10	NA	7-21	11-15	4-24	NA	15-39	22-60
1992-93	3-11	3-11	NA	6-22	3-23	2-26	NA	5-49	11-71
1993-94	1-13	2-12	NA	3-25	7-19	3-25	NA	10-44	13-69





1994-95	5-9	8-6	NA	13-15	11-15	12-16	NA	23-31	36-46
1995-96	4-10	3-13	NA	7-23	10-14	9-19	NA	19-33	26-56
1996-97	6-8	2-14	NA	8-22	9-15	7-21	NA	16-36	24-58
1997-98	3-11	4-12	NA	7-23	9-15	4-24	NA	13-39	20-62
1998-99*	1-2	2-1	NA	3-3	8-12	8-16	NA	16-28	19-31
1999-00	3-11	9-7	NA	12-18	12-12	16-12	NA	28-24	40-42
2000-01	11-3	12-4	NA	23-7	14-10	16-12	NA	30-22	53-29
2001-02	9-5	14-2	NA	23-7	16-8	18-10	NA	34-18	57-25
2002-03	13-1	13-3	NA	26-4	18-6	16-12	NA	34-18	60-22
2003-04	10-4	9-7	NA	19-11	14-10	19-9	NA	33-19	52-30
2004-05	9-1	6-4	8-2	23-7	11-5	10-8	14-4	35-17	58-24
2005-06	7-3	7-3	13-3	23-7	13-3	9-9	15-3	37-15	60-22
2006-07	10-0	8-2	9-1	27-3	14-2	11-7	15-3	40-12	67-15
2007-08	5-5	6-4	10-6	18-12	10-6	12-6	11-7	33-19	51-31
2008-09	7-3	6-4	8-2	21-9	7-9	11-7	11-7	29-23	50-32
2009-10	6-4	9-1	7-3	22-8	10-6	9-9	14-4	33-19	55-27
2010-11	9-1	4-6	9-1	22-8	8-8	15-3	12-6	35-17	57-25
2011-12*	5-2	2-3	3-3	10-8	8-5	8-9	10-8	26-22	36-30
2012-13	5-5	6-4	6-4	17-13	7-9	10-8	7-11	24-28	41-41
2013-14	5-5	9-1	6-4	20-10	9-7	10-8	10-8	29-23	49-33
2014-15	9-1	5-5	7-3	21-9	7-9	9-9	13-5	29-23	50-32
2015-16	8-2	4-6	3-7	15-15	7-9	9-9	11-7	27-25	42-40
2016-17	4-6	6-4	4-6	14-16	5-11	8-10	6-12	19-33	33-49
2017-18	2-8	4-6	4-6	10-20	5-11	4-14	5-13	14-38	24-58
2018-19	4-6	6-4	5-5	15-15	4-12	6-12	8-10	18-34	33-49
2019-20*	4-5	7-2	5-5	16-12	10-4	8-10	9-6	27-20	43-32
2020-21**	6-4	6-4	9-1	21-9	7-5	8-7	6-9	21-21	42-30
2021-22	6-4	6-4	4-6	16-14	14-2	10-8	12-6	36-16	52-30
TOTALS	233-231	120-68	460-481	189-129	1,709-1,670	463-541	1,112-1,131		

*Did not play full 82 game season
 **Did not play full 82 game season

ALL-STAR BREAK - HALFWAY-POINT

Year	Date of A-S Game	Record Before	Record After	First 41 Games	Last 41 Games	Overall
1980-81	Feb. 1	8-45	7-22	5-36	10-31	15-67
1981-82	Jan. 31	13-29	15-25	13-28	15-26	28-54
1982-83	Feb. 13	25-24	13-20	19-22	19-22	38-44
1983-84	Jan. 29	25-19	18-20	22-19	21-20	43-39
1984-85	Feb. 10	27-23	17-15	22-19	22-19	44-38
1985-86	Feb. 9	25-22	19-16	20-21	24-17	44-38
1986-87	Feb. 8	30-16	25-11	26-15	29-12	55-27
1987-88	Feb. 7	28-15	25-14	28-13	25-16	53-29
1988-89	Feb. 12	24-21	14-23	21-20	17-24	38-44
1989-90	Feb. 11	26-22	21-13	21-20	26-15	47-35
1990-91	Feb. 10	17-27	11-27	15-26	13-28	28-54
1991-92	Feb. 9	13-34	9-26	13-28	9-32	22-60
1992-93	Feb. 21	4-45	7-26	3-38	8-33	11-71
1993-94	Feb. 13	6-42	7-27	2-39	11-30	13-69
1994-95	Feb. 12	18-28	18-18	16-25	20-21	36-46
1995-96	Feb. 11	16-30	10-26	14-27	12-29	26-56
1996-97	Feb. 9	16-28	8-30	14-27	10-31	24-58
1997-98	Feb. 8	9-38	11-24	7-34	13-28	20-62
1998-99*	NA	NA	NA	8-17 (1st 25)	11-14 (last 25)	19-31
1999-00	Feb. 13	20-28	20-14	15-26	25-16	40-42
2000-01	Feb. 11	31-19	22-10	25-16	28-13	53-29
2001-02	Feb. 10	35-14	22-11	29-12	28-13	57-25
2002-03	Feb. 9	38-10	22-12	33-8	27-14	60-22
2003-04	Feb. 15	33-19	19-11	25-16	27-14	52-30
2004-05	Feb. 20	35-16	23-8	28-13	30-11	58-24
2005-06	Feb. 19	41-11	19-11	31-10	29-12	60-22
2006-07	Feb. 18	44-9	23-6	33-8	34-7	67-15
2007-08	Feb. 16	35-18	16-13	23-18	28-13	51-31
2008-09	Feb. 15	31-21	19-11	24-17	26-15	50-32
2009-10	Feb. 14	32-20	23-7	27-14	28-13	55-27
2010-11	Feb. 20	40-16	17-9	27-14	30-11	57-25
2011-12*	Feb. 26	21-13	15-17	21-12 (1st 33)	16-18 (last 33)	36-30
2012-13	Feb. 17	23-29	18-12	17-24	24-17	41-41
2013-14	Feb. 16	32-22	17-11	24-17	25-16	49-33

2014-15	Feb. 15	36-19	14-13	28-13	22-19	50-32
2015-16	Feb. 14	29-26	13-14	23-18	19-22	42-40
2016-17	Feb. 19	22-34	11-15	14-27	19-22	33-49
2017-18	Feb. 18	18-40	6-18	13-28	44-165	24-58
2018-19	Feb. 17	26-31	7-18	19-22	14-17	33-49
2019-20*	Feb. 16	32-22	10-10	26-15	17-17 (last 34)	43-32
2020-21**	March 7	18-16	24-14	22-19	20-11 (last 31)	42-30
2021-22	Feb. 20	35-24	17-6	22-19	30-11	52-30

*Did not play full 82 game season
 **Did not play full 82 game season

YEARLY STREAKS

Year	Longest Win Streak	Dates	Longest Losing Streak	Dates
1980-81	2	3 times	15	1/18-2/20
1981-82	4	1/20-1/26	12	11/3-11/25
1982-83	5	1/18-1/26	7	3/2-4/8
1983-84	8	11/17-12/3	5	3 times
1984-85	4	4 times	3	3 times
1985-86	6	11/19-12/3	6	2/19-2/28
1986-87	6	2 times	2	5 times
1987-88	11	2/14-3/4	4	2 times
1988-89	5	11/17-11/26	12	3/10-3/30
1989-90	7	1/19-1/31	5	1/10-1/17
1990-91	4	11/3-11/9	8	4/3-4/15
1991-92	3	11/14-11/19	15	3/1-3/26
1992-93	2	2 times	19	2/6-3/15
1993-94	2	3 times	20	11/13-12/22
1994-95	6	3/20-3/30	8	1/18-1/31
1995-96	4	11/3-11/9	11	3/7-3/25
1996-97	3	12/5-12/10	11	3/18-4/6
1997-98	3	10/31-11/4	15	12/6-1/3
1998-99	4	4/26-5/1	7	2/9-2/19
1999-00	5	4/2-4/11	6	2/29-3/9
2000-01	6	3/7-3/17	3	1/11-1/15, 4/7-4/11
2001-02	10	12/11-1/2	3	11/15-11/20, 12/5-12/10
2002-03	14	10/30-11/27	3	3 times
2003-04	9	1/12-1/27	4	12/17-12/23
2004-05	9	4/5-4/20	3	2 times
2005-06	13	1/14-2/9	3	3/28-3/31
2006-07	17	1/27-3/11	4	11/2-11/8
2007-08	7	12/29-1/12	3	3/2-3/6, 3/18-3/23
2008-09	5	11/16-11/25	5	11/7-11/14
2009-10	13	2/17-3/10	3	1/28-2/1
2010-11	12	11/20-12/11	6	1/6-1/17
2011-12	6	2/8-2/17	4	2/22-3/2
2012-13	4	2 times	5	12/21-12/30
2013-14	5	1/31-2/9	3	2/28-3/5
2014-15	6	12/26-1/5	4	1/23-1/28
2015-16	6	2 times	5	3/3-3/12
2016-17	4	2 times	8	11/9-11/23
2017-18	4	12/26-12/31	6	10/26-11/4
2018-19	4	11/10-11/17	7	3/2-3/14
2019-20	5	2 times	2	8 times
2020-21	5	3/29-4/5	6	1/23-2/1
2021-22	6	12/31-1/9	3	2 times

ALL-TIME RECORD STREAKS

Longest Winning Streaks	Dates
17	1/27/07 - 3/11/07
14	10/30/02 - 11/27/02
13	2/17/10 - 3/10/10
13	12/13/06 - 1/5/07
13	1/14/06 - 2/9/06
12	11/20/10 - 12/11/10
12	11/9/06 - 12/1/06
11	2/14/88 - 3/4/88
10	1/22/11 - 2/9/11
10	12/11/01 - 1/2/02
9	3/16/07 - 3/30/07





9	4/5/05 - 4/20/05
9	1/12/04 - 1/27/04
8	2/12/11 - 3/4/11
8	1/9/07 - 1/23/07
8	11/17/83 - 12/3/83
7	12/29/07 - 1/12/08
7	11/11/06 - 11/25/06
7	1/15/02 - 1/26/02
7	1/19/90 - 1/31/90
7	1/18/88 - 1/29/88

Longest Losing Streaks

20	11/13/93 - 12/22/93
19	2/6/93 - 3/15/93
16	12/28/93 - 1/27/94
15	12/6/97 - 1/3/98
15	12/18/92 - 1/16/93
15	3/1/92 - 3/26/92
15	1/18/81 - 2/20/81
12	11/17/92 - 12/12/92
12	3/10/89 - 3/20/89
12	11/3/81 - 11/25/81
12	11/16/80 - 12/10/80

Longest Home Winning Streaks

23	12/9/06 - 3/6/07
16	1/3/06 - 3/3/06
12	12/29/07 - 2/29/08
12	11/2/02 - 12/17/02
11	11/6/18 - 12/12/18
11	11/14/87 - 1/13/88
11	10/29/83 - 12/3/83
10	11/1/03 - 12/2/03
10	1/19/90 - 3/2/90
9	1/19/11 - 3/4/11
9	2/18/09 - 3/25/09
9	3/17/05 - 4/19/05
9	2/3/04 - 3/8/04
9	11/26/86 - 1/2/87
8	2/17/10 - 3/10/10
8	2/17/88 - 3/4/88
8	3/14/87 - 4/18/87

Longest Home Losing Streaks

19	11/6/93 - 1/21/94
12	2/15/94 - 4/25/94
9	1/20/81 - 2/27/81
8	2/10/93 - 3/15/93
7	11/8/97 - 11/25/97
7	1/14/95 - 2/3/95
7	11/21/92 - 12/12/92
7	11/3/81 - 11/24/81
6	1/17/21 - 2/4/21
6	12/14/99 - 1/6/00
6	12/26/92 - 1/15/93
6	11/18/80 - 12/9/80
6	10/14/80 - 11/1/80

Longest Road Winning Streaks

8	11/20/10 - 12/27/10
8	1/15/02 - 2/12/02
7	11/24/19 - 12/20/19
7	10/30/02 - 11/27/02
7	12/15/00 - 1/10/01
6	2/12/11 - 3/7/11
6	3/18/07 - 3/27/07
6	1/31/07 - 3/11/07
6	1/18/06 - 2/1/06
6	2/6/05 - 2/23/05
5	2/27/22 - 3/16/22
5	1/22/11 - 2/9/11

5	3/27/10 - 4/12/10
5	2/19/10 - 3/8/10
5	11/13/09 - 11/27/09
5	1/9/07 - 1/23/07
5	12/16/06 - 1/5/07
5	11/9/06 - 11/24/06
5	11/27/04 - 12/21/04
5	1/12/04 - 1/27/04
5	11/19/88 - 12/20/88
5	1/7/88 - 1/27/88
5	1/18/83 - 2/8/83

Longest Road Losing Streaks

29	11/10/92 - 3/13/93
26	12/26/91 - 4/9/92
22	11/5/97 - 2/11/98
19	10/24/80 - 1/5/81
13	3/1/91 - 4/21/91
12	3/3/89 - 3/31/89
11	2/22/99 - 4/16/99
10	11/18/93 - 12/22/93
10	12/21/88 - 1/24/89
10	10/30/81 - 12/12/81

ALL-TIME COMEBACKS

Deficit	Score (DAL-Opp)	Time	Opponent	Final Score (DAL-Opp)	Date
29	41-70	10:26 3rd	vs. Minnesota	107-100	12/30/08
25	37-62	1:05 2nd	at Denver	124-123 (OT)	11/26/94
24	20-44	8:46 2nd	vs. Sacramento	106-98	11/11/14
24	49-25	5:58 2nd	vs. Toronto	105-99	11/20/07
24	62-86	6:01 3rd	vs. Toronto	115-113 (OT)	2/25/06
23	32-55	3:15 2nd	vs. Denver	122-116 (OT)	2/26/16
22	56-78	10:18 3rd	vs. Utah^	122-114	8/10/20
22	15-37	0:15 1st	vs. Orlando	115-106 (OT)	1/18/01
22	58-80	5:43 3rd	at Minnesota	107-103	12/18/01
22	38-60	0:31 2nd	vs. San Antonio	97-96	3/21/00
21	57-78	6:05 3rd	at Golden State	107-101	2/27/22
21*	33-54	7:39 2nd	vs. L.A. Clippers^	135-133 (OT)	8/23/20
21	23-44	11:12 2nd	vs. Golden State	116-106	11/27/01
21	53-74	6:19 3rd	at Washington	102-97	2/21/95
20	5-25	3:43 1st	vs. San Antonio	104-99	10/28/21
20	58-78	6:40 3rd	at Boston	108-100	2/28/00
20	67-47	3:24 3rd	at Seattle	89-81	11/1/97
19	34-53	4:09	vs. Sacramento	114-113	3/5/22
19	3-22	6:16 1st	at Toronto	114-96	2/27/11
19	38-57	10:29 3rd	vs. Cleveland	91-87	3/14/06
19	31-50	4:32 2nd	vs. Memphis	97-87	2/23/06
19	45-64	5:32 3rd	vs. Denver	83-80	11/15/05
19*	25-44	8:09 2nd	at San Antonio	103-91	5/27/03
19	29-48	2:22 2nd	at Atlanta	91-81	2/5/01
19	60-79	8:52 4th	vs. Chicago	104-97 (OT)	3/12/98
19	27-46	6:05 2nd	vs. San Antonio	104-98	4/4/90
19	17-36	9:11 2nd	at Portland	101-94	11/13/84

*Playoffs ^Game played in Orlando

BIGGEST LEADS THAT GOT AWAY

Lead	Score (DAL-Opp)	Time	Opponent	Final Score (DAL-Opp)	Date
30	85-55	2:32 3rd	at Toronto	107-110	12/22/19
30	66-36	11:20 3rd	at L.A. Lakers	103-105	12/6/02
27	85-58	3:09 3rd	vs. Phoenix	108-109 (OT)	3/2/97
26	51-25	8:00 2nd	at Atlanta	104-111	10/24/18
26	63-37	9:43 2nd	vs. Seattle	105-113	3/22/92
25	51-26	5:25 2nd	at Memphis	84-90	2/27/13
24	74-50	5:53 3rd	vs. Minnesota	110-113 (OT)	1/17/98
23*	67-44	1:31 3rd	at Portland	82-84	4/23/11
23	91-68	5:17 3rd	vs. Denver	140-141 (OT)	3/1/85
22	40-18	1:23 1st	at Golden State	114-128	2/4/15
22	41-19	11:40 2nd	at L.A. Clippers	99-100	12/10/03
22	34-12	2:49 1st	vs. Houston	112-114	4/16/89
21	34-13	0:36 1st	at Toronto	85-93	1/22/14





21	69-48	8:37 3rd	at Portland	104-106	1/29/13
20	42-22	5:04 2nd	vs. Milwaukee	99-103	12/13/10
20	64-44	8:48 3rd	vs. Denver	102-107	1/31/04
20	47-27	2:23 2nd	vs. Houston	95-98 (OT)	4/11/02
19*	30-11	4:39 1st	vs. L.A. Clippers	108-118	5/28/21
19	46-27	10:43 2nd	vs. Portland	119-121	10/27/19
19	47-28	7:54 2nd	vs. San Antonio	101-105	1/16/19
19	41-22	8:34 2nd	vs. Toronto	108-109 (OT)	12/20/13
19	24-5	6:17 1st	at Chicago	91-98	11/13/08
19	53-34	9:20 3rd	vs. Indiana	79-84	1/10/98
19	60-41	11:04 3rd	at Utah	91-97	4/10/91
19	81-62	2:08 3rd	at San Antonio	94-100	1/16/91

* Playoffs

YEARLY NBA STAT RANKINGS

	PTS	DEF	FG%	FT%	3FG%	REB	AST	STL	TO	BS	FG DEF
1980-81	21	19	23	12	8	23	17	23	5	23	23
1981-82	19	13	21	16	7	18	8	23	2	22	19
1982-83	5	18	11	5	11	9	6	23	1	22	18
1983-84	11	13	5T	12T	14	21	12	21	1	18T	17
1984-85	10	7	13	3	1	19	13	22	1	20	20
1985-86	2	21	5	7	1	15	14	22	1	17	20
1986-87	4	14	7	3	1	5	17	16	1	13	9T
1987-88	7	6	9T	4T	6	1	17	18	4	12	4T
1988-89**	24	4	17	6T	7	23	24	23	3	6	8
1989-90***	22	4	16T	10	17	21T	26	19	7	14	9
1990-91	25	12	15	16	11	24	25	26	4	17	19T
1991-92	27	14	27	14	5	1	26	27	6	24	12T
1992-93	26	27	27	27	12	18	27	20T	27	23	27
1993-94	27	17	27	8	21	20	27	6	7	27	26
1994-95	9	24	26	18T	24	2	11	26	21	25	25T
1995-96#	9	29	29	24	18	2	11	19	13	22	29
1996-97	26	14	28	25	27	17	24	17	19	21	15
1997-98	26	19	27	9	8	23	28	20	7	6	20
1998-99	15	21	18	17	16	12	27	26	4	4	22
1999-00	3	25	12	2	2	22T	18	23	2	15	22
2000-01	4	16	5	2	4	21	18	19	6	5	14
2001-02	1	28	4	1	4	12	14	22	1	18	19
2002-03	1	16	7	1	3	17	9	11T	1	13	12
2003-04	1	28	3	1	11	2	3	15	1	10	27
2004-05##	3	14	8	4	6	8	26	4	4	7T	8
2005-06	9	7	7	6	9	6	29	13	5	4	10
2006-07	9	4	5	2	4	8	24	24	5	12	7
2007-08	12	6	9	1	20	9	20	29	5	10T	4
2008-09	9	15	9	2	25	5	8	17	5	9	12
2009-10	11	15	12	1	5	17T	3	10	3	6	15
2010-11	11	10	5	8	11	14	2	23	12T	24T	8
2011-12	19	12	19	9	20	11	15	4	8	14	7
2012-13	8	27	8	2	6	16	5	16	5T	8	12
2013-14	8	20	4	3	2	26	6	5	3	21	22
2014-15	3	25	5	16	13	23	8	10	4	20	16
2015-16	16	14	20	3	23	19	18	26	2	29	15
2016-17	30	4	29	4	16	30	27	19	2	30	27
2017-18	28	12	26	19	17	27	19	25	1	29	23
2018-19	21	13	27	25	27	16	22	29	20	26T	16
2019-20	3	16	16	14	10	4	14	29	2	16	13
2020-21	17	9	13	15	18	21	26	30	3	26	9
2021-22	24	2	18	16	19	24	25	29	3	28	12

*23 NBA Teams in 1980-81 through 1987-88

** NBA expanded to 25 teams

*** NBA expanded to 27 teams

NBA expanded to 29 teams

NBA expanded to 30 teams

OT RECORD

	Games	Home	Road	Total
1980-81	4	1-3	0-0	1-3
1981-82	2	1-0	0-1	1-1

1982-83	2	0-1	0-1	0-2
1983-84	7*	2-3	1-1	3-4
1984-85	6**	1-4	1-0	2-4
1985-86	4#	1-2	1-0	2-2
1986-87	7##	1-0	2-4	3-4
1987-88	3	1-0	2-0	3-0
1988-89	4	0-1	2-1	2-2
1989-90	5+	3-1	1-0	4-1
1990-91	5	1-2	2-0	3-2
1991-92	3	2-1	0-0	2-1
1992-93	2	0-1	0-1	0-2
1993-94	2	1-1	0-0	1-1
1994-95	7++	0-1	5-1	5-2
1995-96	8+++	3-3	1-1	4-4
1996-97	4**	0-2	1-1	1-3
1997-98	8#	3-2	1-2	4-4
1998-99	2	0-0	1-1	1-1
1999-00	2	0-0	2-0	2-0
2000-01	4###	2-0	1-1	3-1
2001-02	7#	0-1	5-1	5-2
2002-03	4	0-2	2-0	2-2
2003-04	4%	1-0	1-2	2-2
2004-05	2	2-0	0-0	2-0
2005-06	7#	2-0	3-2	5-2
2006-07	2**	0-1	1-0	1-1
2007-08	2	0-0	0-2	0-2
2008-09	4**	2-1	1-0	3-1
2009-10	8	2-2	3-1	5-3
2010-11	1	0-0	1-0	1-0
2011-12	6%^	2-1	1-2	3-3
2012-13	11##	2-3	1-5	3-8
2013-14	6	1-4	0-1	1-5
2014-15	6&	2-0	4-0	6-0
2015-16	12%	5-2	3-2	8-4
2016-17	4	2-1	0-1	2-2
2017-18	5	0-3	0-2	0-5
2018-19	4	0-1	1-2	1-3
2019-20	7	2-4	1-0	3-4
2020-21	1	0-0	1-0	1-0
2021-22	3	0-2	1-0	1-2
TOTALS	197	48-56	54-39	102-95

* Includes 1-3 in double OT, 1-2 at home

** Includes 0-1 in double OT, at home

Includes 1-0 in double OT, on road

Includes 0-1 in double OT, on road

^ Includes 0-1 in triple OT, on road

+ Includes 0-1 in triple OT, at home

++ Includes 2-1 in double OT, on road

+++ Includes 2-0 in double OT, at home

& Includes 2-0 in double OT, on road

% Includes 1-0 in double OT, at home

GAMES MISSED DUE TO ILLNESS - INJURY

Season	Record	Missed
2021-22	52-30	239
2020-21**	42-30	134
2019-20*	43-32	151
2018-19	33-49	184
2017-18	24-58	297
2016-17	33-49	163
2015-16	42-40	117
2014-15	50-32	87
2013-14	49-33	117
2012-13	41-41	97
2011-12*	36-30	84
2010-11	57-25	167
2009-10	55-27	136
2008-09	50-32	136





2007-08	51-31	96
2006-07	67-15	111
2005-06	60-22	199
2004-05	58-24	289
2003-04	52-30	288
2002-03	60-22	292
2001-02	57-25	282
2000-01	53-29	268
1999-00	40-42	332
1998-99*	19-31	144
1997-98	20-62	363
1996-97	24-58	217
1995-96	26-56	212
1994-95	36-46	83
1993-94	13-69	185
1992-93	11-71	246
1991-92	22-60	240
1990-91	28-54	199
1989-90	47-35	108
1988-89	38-44	141
1987-88	53-29	37
1986-87	55-27	26
1985-86	44-38	16
1984-85	44-38	8
1983-84	43-39	94
1982-83	38-44	60
1981-82	28-54	58
1980-81	15-67	78

*Did not play full 82 game season

**Did not play full 82 game season

PRESEASON RECORDS

Year	Record
1980	4-4
1981	5-1
1982	5-1
1983	3-2
1984	1-3
1985	3-4
1986	3-4
1987	3-4
1988	3-5
1989	3-5
1990	2-6
1991	3-5
1992	1-6
1993	1-5
1994	3-4
1995	2-6
1996	3-4
1997	1-7
1998	0-2
1999	2-5
2000	6-2
2001	5-3
2002	5-3
2003	3-5
2004	3-5
2005	6-2
2006	3-5
2007	5-3
2008	4-4
2009	5-2
2010	4-4
2011	0-2
2012	4-4
2013	4-4
2014	4-4

2015	0-7
2016	2-5
2017	4-2
2018	2-2
2019	2-3
2020	2-1
2021	4-0

MAVS 20-PT 20-REB GAMES

Player	Date	Points	Rebounds
Sam Perkins at Houston	12/12/85	31	20
James Donaldson vs. Denver	12/19/86	20	22
Roy Tarpley vs. Phoenix	2/22/88	27	23
Roy Tarpley at L.A. Clippers	3/18/88	25	21
Roy Tarpley vs. New York	3/22/88	29	24
Roy Tarpley* vs. L.A. Lakers	5/27/88	21	20
James Donaldson vs. New Jersey	3/6/89	20	22
Roy Tarpley at Denver	4/23/89	20	20
Roy Tarpley at Seattle (OT)	11/14/89	26	20
Roy Tarpley vs. Milwaukee	4/1/90	24	25
Popeye Jones vs. Boston	12/15/94	25	20
Chris Gatling vs. Utah	11/16/96	23	20
Shawn Bradley vs. Portland	4/7/98	22	22
Dirk Nowitzki vs. Boston	2/21/02	33	23
Dirk Nowitzki vs. Sacramento	2/23/02	26	21
Dirk Nowitzki vs. Phoenix	3/5/02	30	20
Dirk Nowitzki at San Antonio	4/6/02	26	21
Dirk Nowitzki vs. L.A. Lakers	4/3/03	25	22
Dirk Nowitzki* at Sacramento (2OT)	5/10/03	25	20
Dirk Nowitzki* vs. San Antonio	5/19/06	26	21
Dirk Nowitzki vs. Milwaukee	2/26/13	21	20
Luka Dončić vs. Sacramento (OT)^	8/4/20	34	20

*Playoffs ^Game played in Orlando

MAVS 20-PT 20-AST GAMES

Player	Date	Points	Assists
Jason Kidd vs. Utah (2OT)	2/8/96	20	25
Luka Dončić vs. Washington	5/1/21	31	20

OPPONENT 20-PT 20-REB GAMES

Player	Date	Points	Rebounds
Moses Malone at Houston	10/29/80	38	21
Moses Malone vs. Houston (OT)	3/24/81	30	22
Moses Malone at Houston	2/23/82	34	21
Moses Malone at Houston	3/30/82	38	20
Moses Malone vs. Philadelphia (OT)	12/29/82	32	24
Cliff Robinson at Cleveland	2/16/83	23	22
Charles Barkley at Philadelphia	3/30/86	32	25
Hakeem Olajuwon at Houston	1/10/87	25	20
Charles Barkley at Philadelphia	3/23/87	24	20
Larry Nance at Phoenix	4/6/87	28	20
Hakeem Olajuwon* vs. Houston	4/30/88	41	26
Bill Laimbeer vs. Detroit	11/15/88	23	21
Robert Parish at Boston	3/3/89	27	22
Hakeem Olajuwon at Boston	3/10/89	29	22
Hakeem Olajuwon at Houston	1/27/90	32	20
Rony Seikaly at Miami	11/14/90	30	21
Hakeem Olajuwon vs. Houston	4/3/91	22	22
Kevin Willis vs. Atlanta	12/3/91	29	31
Shaquille O'Neal at Orlando	3/16/94	34	21
Loy Vaught at L.A. Clippers	4/23/95	26	21
Tom Gugliotta vs. Minnesota	2/3/96	22	20
Ervin Johnson vs. Denver	4/19/97	21	26
Brian Grant at Portland	4/3/98	20	20
Shaquille O'Neal at L.A. Lakers	11/7/99	30	20
Antawn Jamison vs. Golden State	1/25/00	33	21
Shareef Abdur-Rahim at Vancouver (OT)	2/6/00	36	22
Shaquille O'Neal vs. L.A. Lakers	4/18/00	38	20
Tim Duncan* at San Antonio	5/7/01	25	22
Tim Duncan* at San Antonio	5/14/01	32	20





Lorenzo Wright at Memphis	11/4/01	33	26
Tim Duncan* vs. San Antonio	5/23/03	34	24
Tim Duncan* vs. San Antonio	5/25/03	21	20
Malik Rose at San Antonio	11/8/03	20	22
Kevin Garnett vs. Minnesota	11/29/03	28	20
Elton Brand vs. L.A. Clippers	12/20/03	22	20
Kevin Garnett vs. Minnesota	1/3/04	27	22
Carlos Boozer vs. Cleveland	3/30/04	23	20
Drew Gooden vs. L.A. Clippers	3/23/10	26	20
DeJuan Blair vs. San Antonio	4/14/10	27	23
Al Horford at Atlanta	11/20/10	20	20
Dwight Howard at Orlando	12/21/10	26	23
Zach Randolph at Memphis	1/15/11	23	20
Al Jefferson at Utah (3OT)	4/16/12	28	26
DeAndre Jordan vs. L.A. Clippers	2/9/15	22	27
Serge Ibaka at Oklahoma City	2/19/15	21	22
Kenneth Faried at Denver (OT)	3/6/16	25	20
DeAndre Jordan vs. L.A. Clippers	3/7/16	23	20
Rudy Gobert vs. Utah (OT)	1/20/17	27	25
DeMarcus Cousins vs. New Orleans	11/3/17	20	22
DeMarcus Cousins at New Orleans	12/29/17	32	20
Karl-Anthony Towns vs. Minnesota	3/30/18	21	20
Andre Drummond at Detroit	1/31/19	24	20
Clint Capela at Houston	11/24/19	21	22
Rudy Gobert at Utah	1/27/21	29	20

*Playoffs

MAVS TOP SCORING GAMES OFF THE BENCH

Player	Date	Points	Minutes
Rodrigue Beaubois at Golden State	3/27/10	40	30
Nick Van Exel at Sacramento (2OT)	5/10/03	40*	48
Tony Dumas at Phoenix (OT)	1/12/96	39	33
Nick Van Exel vs. Sacramento	5/8/03	36*	30
Cedric Ceballos at New Jersey	1/22/00	36	37
Jason Terry at New Orleans (OT)	11/4/09	35	39
Nick Van Exel at Sacramento	5/15/03	35*	37
Nick Van Exel vs. San Antonio (OT)	3/20/03	35	43
Chris Gatling vs. Chicago	11/29/96	35	30
Tony Dumas vs. Seattle (OT)	12/12/95	35	37
Mark Aguirre at San Antonio	3/22/85	35	36
Jay Vincent vs. San Antonio	3/19/85	35	34
Jay Vincent at Boston	3/8/85	35	31
Jason Terry vs. San Antonio (OT)	1/29/12	34	38
Austin Croshere vs. Seattle	1/30/07	34	24
Cedric Ceballos at Seattle	11/4/99	34	35
Jason Terry vs. Washington	3/7/09	33	34
Jerry Stackhouse vs. Phoenix	3/14/07	33	42
Cedric Ceballos at Phoenix	3/4/00	33	32
Jay Vincent vs. New Jersey	11/17/83	33	35
Mark Aguirre vs. Kansas City	11/20/82	33	33
Jason Terry vs. L.A. Lakers	5/8/11	32*	25
Fat Lever vs. Utah	11/23/91	32	33
Adrian Dantley vs. Washington	2/25/89	32	29
Trey Burke vs. Houston (OT) ^A	7/31/20	31	30
Jason Terry at Houston	11/19/08	31	35
Jason Terry vs. Houston	11/5/07	31	38
Robert Pack vs. Houston	2/11/99	31	37
Jay Vincent at Houston	2/24/86	31	31
Abdul Jeelani at Portland	3/15/81	31	34

*Playoffs ^AGame played in Orlando

OPPONENT TOP SCORING GAMES OFF THE BENCH

Points	Player	Date
51	Jamal Crawford vs. Phoenix	4/9/19
39	Kevin Martin at Sacramento	1/14/08
38	Mike Evans vs. Denver	3/1/85
38	Calvin Murphy vs. Houston (OT)	1/2/81
37	Eddie Johnson at Phoenix	11/9/88
37	Greg Kelsler at San Diego	1/6/84

37	Darrell Griffith at Utah	10/31/80
36*	Lou Williams vs. L.A. Clippers (OT) ^A	8/23/20
36	Alec Peters vs. Phoenix	4/10/18
35	Purvis Short at Golden State	1/2/82
35	Billy Ray Bates at Portland	3/15/81
34	Mirza Teletovic at Brooklyn	1/24/14
34	Billy Knight vs Indiana	3/7/82
33	Ricky Pierce at Milwaukee	2/22/90
32	Montrezl Harrell at L.A. Clippers	2/25/19
32	Anthony Morrow at Oklahoma City	4/1/15
32	Austin Croshere at Indiana (2OT)	2/5/02
32	David Thompson vs. Seattle (2OT)	2/29/84
31	Jordan Clarkson at Utah	1/27/21
31	Quentin Richardson at L.A. Clippers	1/26/02
31	Chris Gatling vs. Orlando	11/13/99
31	Sam Cassell at Houston	2/13/96
31	Eddie Johnson vs. Seattle	3/22/92
31	Antoine Carr at Sacramento	12/4/90
31	Xavier McDaniel at Seattle	11/19/88
31	Eddie Johnson vs. Sacramento (OT)	3/12/86
31	Steve Johnson vs. Chicago	3/23/85

*Playoffs ^AGame played in Orlando

MOST MINUTES WITHOUT A TURNOVER

Minutes	Player	Date
51	Jason Terry at Milwaukee	11/29/05
51	Dirk Nowitzki at New York	2/7/01
51	James Donaldson at Indiana	1/17/87
50*	Dirk Nowitzki at San Antonio	5/22/06
48	Aaron Harrison vs. Phoenix	4/10/18
48	Dirk Nowitzki vs. Washington	12/23/02
48	Dirk Nowitzki vs. Utah	12/20/02
48	Michael Finley at L.A. Lakers	3/17/02
48	Dirk Nowitzki at Atlanta	1/15/02
48*	Michael Finley vs. San Antonio	5/12/01
48	Michael Finley vs. Sacramento	4/13/01
48	Michael Finley at Cleveland	11/30/99
48	James Donaldson at Chicago	3/8/87
47	Dirk Nowitzki at Sacramento	12/25/03
47	Dirk Nowitzki at New Orleans	12/26/02
47*	Michael Finley vs. Sacramento	5/9/02
47	Cedric Ceballos at Minnesota	12/4/99
47	Rodney McCray at L.A. Lakers	12/12/90
47	James Donaldson at L.A. Clippers	3/6/86

* Playoffs

MAVS TRIPLE-DOUBLES

Player	Opponent	Date	Points	Rebounds	Assists
Mark Aguirre	Denver	1/14/83	30	11	16
Mark Aguirre	Indiana	11/23/85	25	13	12
Detlef Schrempf	Milwaukee	1/30/87	15	10	10
Rodney McCray	at Houston	4/11/92	13	13	11
Jason Kidd	L.A. Lakers	4/5/95	19	10	12
Jason Kidd	Minnesota	4/7/95	11	10	13
Jason Kidd	at Houston (2OT)	4/11/95	38	11	10
Jason Kidd	San Antonio	4/20/95	10	12	13
Jason Kidd	Chicago (OT)	11/21/95	25	15	11
Jason Kidd	at Phoenix (OT)	1/12/96	33	12	16
Jason Kidd	Charlotte	1/13/96	13	10	11
Jason Kidd	at Sacramento	1/23/96	29	10	10
Jason Kidd	L.A. Clippers	1/30/96	21	16	16
Jason Kidd	L.A. Lakers	2/23/96	17	10	12
Jason Kidd	at Denver	2/29/96	26	12	12
Jason Kidd	at Portland	4/11/96	19	10	10
Jason Kidd	at San Antonio	4/21/96	21	10	15
Michael Finley	L.A. Lakers	4/14/98	23	11	10
Michael Finley	at Cleveland	11/30/99	14	12	11
Michael Finley	Phoenix	12/11/99	33	14	10
Michael Finley	at Phoenix	12/23/99	33	13	13





Michael Finley	at L.A. Clippers	3/28/00	20	12	10
Michael Finley	at Golden State	12/2/00	13	13	10
Steve Nash	Portland	11/17/03	14	10	12
Antoine Walker	at New York (OT)	1/12/04	14	12	11
Antoine Walker	Philadelphia (2OT)	1/14/04	11	17	13
Dirk Nowitzki	Milwaukee	2/6/08	29	10	12
Jason Kidd	New Orleans	4/16/08	27	10	10
Jason Kidd	L.A. Lakers	11/11/08	16	11	10
Jason Kidd	at Golden State	3/13/09	21	10	11
Jason Kidd	Houston	4/15/09	11	10	12
Jason Kidd	at Atlanta (OT)	2/26/10	19	16	17
Dirk Nowitzki	Denver	3/29/10	34	10	10
Jason Kidd	at Sacramento	4/10/10	11	10	13
Jason Kidd	San Antonio	12/30/10	12	10	13
Jason Kidd	at Philadelphia	3/1/11	13	10	13
Raymond Felton	Washington	12/12/15	10	11	11
Dennis Smith Jr.	at New Orleans	12/29/17	21	10	10
Luka Dončić	at Milwaukee	1/21/19	18	11	10
Luka Dončić	vs. Toronto	1/27/19	35	12	10
Dennis Smith Jr.	at New York	1/30/19	13	10	15
Luka Dončić	Charlotte	2/6/19	19	10	11
Luka Dončić	at L.A. Clippers	2/25/19	28	10	10
Luka Dončić	New Orleans (OT)	3/18/19	29	13	10
Luka Dončić	at Golden State	3/23/19	23	11	10
Luka Dončić	Sacramento	3/26/19	28	12	12
Luka Dončić	Phoenix	4/9/19	21	16	11
Luka Dončić	at New Orleans	10/25/19	25	10	10
Luka Dončić	L.A. Lakers (OT)	11/1/19	31	13	15
Luka Dončić	at Cleveland	11/3/19	29	14	15
Luka Dončić	New York	11/8/19	38	14	10
Luka Dončić	at New York	11/14/19	33	10	11
Luka Dončić	San Antonio	11/18/19	42	11	12
Luka Dončić	Golden State	11/20/19	35	10	11
Luka Dončić	Detroit#	12/12/19	41	12	11
Luka Dončić	at Golden State	12/28/19	31	12	15
Luka Dončić	Charlotte (OT)	1/4/20	39	12	10
Luka Dončić	Chicago	1/6/20	38	11	10
Luka Dončić	at Sacramento	1/15/20	25	15	17
Luka Dončić	at San Antonio	2/26/20	26	10	14
Luka Dončić	Houston (OT)^	7/31/20	28	13	10
Luka Dončić	Sacramento (OT)^	8/4/20	34	20	12
Luka Dončić	Milwaukee (OT)^	8/8/20	36	14	19
Luka Dončić*	L.A. Clippers^	8/21/20	13	10	10
Luka Dončić*	L.A. Clippers (OT)^	8/23/20	43	17	13
Luka Dončić	at Houston	1/4/21	33	16	11
Luka Dončić	vs. Orlando	1/9/21	20	10	10
Luka Dončić	at Milwaukee	1/15/21	28	10	13
Luka Dončić	vs. Chicago	1/17/21	36	16	15
Luka Dončić	at Indiana	1/20/21	13	12	12
Luka Dončić	vs. Denver	1/25/21	35	11	16
Luka Dončić	vs. Atlanta	2/10/21	28	10	10
Luka Dončić	vs. San Antonio	3/10/21	22	12	12
Luka Dončić	vs. L.A. Clippers	3/15/21	25	10	16
Luka Dončić	vs. Washington	5/1/21	31	12	20
Luka Dončić	vs. Toronto	5/14/21	20	10	11
LukaDončić*	at L.A. Clippers	5/22/21	31	10	11
Luka Dončić	at San Antonio	11/12/21	32	12	15
Luka Dončić	vs. Cleveland	11/29/21	25	10	10
Luka Dončić	vs. Chicago	1/9/22	22	14	14
Luka Dončić	at Memphis	1/14/22	27	13	10
Luka Dončić	vs. Oklahoma City	1/17/22	20	11	12
Luka Dončić	at Portland	1/26/22	15	10	15
Luka Dončić	at Orlando	1/30/22	34	12	11
Luka Dončić	vs. Philadelphia	2/4/22	33	13	15
Luka Dončić	vs. Atlanta	2/6/22	18	10	11
Luka Dončić	vs. L.A. Lakers	3/29/22	34	12	12

Player	Opponent	Date	Points	Rebounds	Blocks
Shawn Bradley	Portland	4/7/98	22	22	13
* Playoffs ^Game played in Orlando #Game played in Mexico City					
OPPONENT TRIPLE-DOUBLES					
Player	Team	Date	Points	Rebounds	Assists
Micheal Ray Richardson	New York	1/16/81	18	16	11
Sam Lacey	Kansas City	2/3/81	14	12	11
Magic Johnson	at L.A. Lakers	11/8/81	24	10	15
Magic Johnson	at L.A. Lakers	3/14/82	13	11	13
Magic Johnson	at L.A. Lakers	3/23/82	11	15	14
Magic Johnson*	L.A. Lakers (OT)	5/6/84	14	11	16
Johnny Moore	at San Antonio	1/3/85	14	10	14
Clyde Drexler*	at Portland	4/23/85	20	10	10
Reggie Theus	Sacramento (OT)	3/12/86	32	14	15
Magic Johnson*	L.A. Lakers	5/4/86	29	15	13
Terry Cummings	at Milwaukee (OT)	1/16/87	39	15	19
Fat Lever	at Denver	1/29/87	24	14	10
Larry Bird	Boston	2/18/87	16	12	11
Vern Fleming	Indiana	1/13/88	18	12	12
John Bagley	New Jersey	2/1/88	19	10	10
Magic Johnson	L.A. Lakers	3/6/88	14	10	16
Fat Lever	at Denver	4/17/88	25	19	13
Fat Lever*	Denver	5/14/88	11	11	12
Magic Johnson	at L.A. Lakers	3/17/89	31	12	13
Rory Sparrow	at Miami	4/18/89	24	10	10
Tyrone Corbin	at Minnesota	1/2/91	10	13	10
Magic Johnson	L.A. Lakers	2/21/91	21	10	12
Willie Anderson	San Antonio	12/17/91	18	12	10
Nick Anderson	Orlando	1/24/92	32	12	10
Mark Jackson	at L.A. Clippers	12/22/92	21	12	10
Vlade Divac	at L.A. Lakers	3/10/94	22	17	12
Ron Harper	at L.A. Clippers	3/11/94	26	10	10
Robert Pack	at Denver (OT)	11/26/94	21	10	17
Clyde Drexler	at Houston (OT)	4/11/95	29	11	11
Clyde Drexler	at Houston	2/13/96	21	14	12
Blue Edwards	at Vancouver	3/1/96	15	13	11
Larry Johnson	at Charlotte	3/7/96	21	10	10
Anthony Mason	Charlotte	2/25/97	15	22	10
Jason Kidd	at Phoenix	1/2/98	20	12	14
Jason Kidd	at Phoenix	3/15/98	20	13	12
Jason Kidd	at Phoenix	2/22/99	17	10	12
Chris Webber	at Sacramento	3/6/00	22	10	11
Mike Bibby	at Vancouver	4/2/00	14	11	11
John Stockton*	Utah	4/28/01	12	11	10
Chris Webber	at Sacramento	1/15/03	29	15	11
Rodney White	at Denver	3/24/03	17	12	10
Anfernee Hardaway	at Phoenix	4/9/03	10	10	10
Gilbert Arenas	at Washington	11/5/03	25	12	10
Kevin Garnett	at Minnesota	12/18/03	35	10	10
Chris Webber*	at Sacramento	4/20/04	19	13	12
Jason Kidd	New Jersey	1/15/05	10	10	11
Steve Nash*	at Phoenix	5/18/05	34	13	12
Boris Diaw	Phoenix	3/5/06	24	10	10
Hedo Turkoglu	at Orlando	2/4/08	13	12	13
Chris Paul*	at New Orleans	4/29/08	24	11	15
Chris Paul	New Orleans	1/14/09	33	10	11
Rajon Rondo	Boston	2/12/09	19	15	14
Russell Westbrook	at Oklahoma City	3/2/09	17	10	10
LeBron James*	Miami	6/9/11	17	10	10
Kobe Bryant	at L.A. Lakers	4/2/13	23	11	11
Ricky Rubio	Minnesota (OT)	3/19/14	22	10	15
Blake Griffin	at L.A. Clippers	4/3/14	25	10	11
Michael Carter-Williams	at Philadelphia	11/29/14	18	10	16
Eric Bledsoe	at Phoenix	12/23/14	16	10	11
Elfrid Payton	Orlando	3/18/15	15	10	12





Russell Westbrook	at Oklahoma City	4/1/15	31	11	11
James Harden	at Houston	1/24/16	23	15	10
Kevin Durant	at Golden State	12/30/16	19	11	10
Julius Randle	L.A. Lakers	3/7/17	13	18	10
Russell Westbrook	Oklahoma City	3/27/17	37	13	10
Russell Westbrook	at Oklahoma City	12/31/17	38	15	11
Nikola Jokić	at Denver	1/27/18	11	16	11
Julius Randle	at L.A. Lakers	2/23/18	18	13	10
LeBron James	at Cleveland	4/1/18	16	13	12
James Harden	at Houston	11/28/18	25	11	17
Russell Westbrook	at Oklahoma City	12/31/18	32	11	11
Ben Simmons	at Philadelphia	1/5/19	20	13	11
Elfrid Payton	New Orleans (OT)	3/18/19	19	10	11
Goran Dragić	at Miami	3/28/19	23	12	11
Russell Westbrook	at Oklahoma City	3/31/19	25	11	11
Delon Wright	Memphis	4/5/19	26	10	14
Delon Wright	at Memphis (OT)	4/7/19	20	13	12
Nikola Jokić	at Denver	10/29/19	10	10	10
LeBron James	L.A. Lakers (OT)	11/1/19	39	12	16
Bam Adebayo	Miami (OT)	12/14/19	18	11	10
Josh Giddey	Oklahoma City	1/2/22	17	13	14
Player	Team	Date	Points	Rebounds	Blocks
Mark Eaton	Utah	2/1/85	12	20	10
Dikembe Mutombo	Denver	11/8/94	12	14	11
Hakeem Olajuwon	at Houston	4/13/96	31	13	10

* Playoffs

LARGEST WINS

Margin	Opponent	Score	Date	Site
53	Philadelphia	123-70	11/13/14	Dallas
51	LA Clippers	124-73	12/27/20	Los Angeles
50	Portland	128-78	4/8/22	Dallas
50	Utah	118-68	11/14/18	Dallas
50	New York	128-78	1/24/10	New York
49	L.A. Lakers	122-73	1/22/17	Dallas
48	Golden State	142-94	11/20/19	Dallas
46	New Orleans	130-84	12/7/19	Dallas
45	Golden State	149-104	1/15/85	Oakland
44	San Antonio	126-82	1/27/89	Dallas
44	Seattle	124-80	4/11/85	Tacoma
42	Cleveland	143-101	11/22/19	Dallas
40	Portland	132-92	3/21/21	Portland
40*	Houston	116-76	5/7/05	Dallas
40	Sacramento	111-71	11/12/88	Dallas
39	Sacramento	99-60	1/14/12	Dallas
39	Detroit	114-75	11/9/02	Dallas
38	Charlotte	122-84	1/2/19	Charlotte
38	Utah	126-88	1/22/83	Dallas
37	Detroit	119-82	11/19/05	Dallas
37	Vancouver	120-83	1/25/01	Dallas
36*	L.A. Lakers	122-86	5/8/11	Dallas
36	L.A. Lakers	108-72	3/11/07	Los Angeles
36	Miami	112-76	2/9/06	Dallas
36	San Antonio	104-68	4/7/05	Dallas
35	Golden State	126-91	3/23/19	Oakland
35	Houston	131-96	1/19/86	Dallas
34	Memphis	114-80	3/10/18	Dallas
34	L.A. Lakers	140-106	11/21/14	Dallas
34	Denver	132-98	4/18/96	Dallas
34	Washington	127-93	2/25/89	Dallas
33*	Phoenix	123-90	5/15/22	Phoenix
33	New Jersey	110-77	1/14/06	Dallas
32	New Orleans	139-107	12/1/21	New Orleans
32	Milwaukee	111-79	11/18/17	Dallas
32	Orlando	112-80	2/11/17	Dallas
32	New Orleans	121-89	4/13/11	Dallas
32	L.A. Clippers	115-83	12/22/06	Dallas

32	L.A. Clippers	118-86	11/4/86	Dallas
* Playoffs				
LARGEST LOSSES				
Margin	Opponent	Score	Date	Site
58	Sacramento	81-139	12/29/92	Sacramento
48	Houston	68-116	2/4/81	Houston
47	Seattle	70-117	11/25/89	Dallas
45	Portland	75-120	11/17/97	Portland
43*	L.A. Clippers	111-154	8/25/20	Orlando
43*	L.A. Lakers	91-134	4/28/84	Los Angeles
42	Philadelphia	74-116	3/17/17	Philadelphia
41	Golden State	93-134	4/2/93	Dallas
41	San Antonio	99-140	11/1/91	San Antonio
39	Brooklyn	88-127	3/4/19	Brooklyn
38	Golden State	92-130	1/25/22	Golden State
38	Cleveland	90-128	11/25/16	Cleveland
38*	Oklahoma City	70-108	4/16/16	Oklahoma City
38	San Antonio	91-129	12/23/12	San Antonio
37	Houston	87-124	11/17/01	Houston
36	Denver	91-127	2/9/10	Denver
36	Atlanta	79-109	12/17/96	Dallas
36	Seattle	84-120	2/24/81	Dallas
35	L.A. Lakers	96-131	1/3/10	Los Angeles
35	San Antonio	84-119	3/9/93	San Antonio
35	Chicago	88-123	1/26/93	Dallas
35	Utah	78-113	1/4/91	Utah
35	Golden State	92-127	2/24/89	Dallas
35	Seattle	95-130	1/12/89	Seattle
35	Denver	98-133	10/15/80	Denver

* Playoffs

LARGEST HOME WINS

Margin	Opponent	Score	Date
53	Philadelphia	123-70	11/13/14
50	Portland	128-78	4/8/22
50	Utah	118-68	11/14/18
49	L.A. Lakers	122-73	1/22/17
48	Golden State	142-94	11/20/19
46	New Orleans	130-84	12/7/19
44	San Antonio	126-82	1/27/89
44	San Antonio	126-82	1/27/89
42	Cleveland	143-101	11/22/19
40*	Houston	116-76	5/7/05
40	Sacramento	111-71	11/12/88
39	Sacramento	99-60	1/14/12
39	Detroit	114-75	11/9/02
38	Utah	126-88	1/22/83
37	Detroit	119-82	11/19/05
37	Vancouver	120-83	1/25/01
36*	L.A. Lakers	122-86	5/8/11
36	Miami	112-76	2/9/06
36	San Antonio	104-68	4/7/05
35	Houston	131-96	1/19/86
34	Memphis	114-80	3/10/18
34	L.A. Lakers	140-106	11/21/14
34	Denver	132-98	4/18/96
34	Washington	127-93	2/25/89
33	New Jersey	110-77	1/14/06
32	Milwaukee	111-79	11/18/17
32	Orlando	112-80	2/11/17
32	New Orleans	121-89	4/13/11
32	LA Clippers	115-83	12/22/06
32	L.A. Clippers	118-86	11/4/86
31	Cleveland	117-86	3/26/05
31	San Antonio	127-96	4/22/88
31	Utah	124-93	2/9/88
31	L.A. Clippers	138-107	2/14/87

* Playoffs



**LARGEST ROAD WINS**

Margin	Opponent	Score	Date
51	L.A. Clippers	124-73	12/27/20
50	New York	128-78	1/24/10
45	Golden State	149-104	1/15/85
44	Seattle	124-80	4/11/85
40	Portland	132-92	3/21/21
38	Charlotte	122-84	1/2/19
36	L.A. Lakers	108-72	3/11/07
35	Golden State	126-91	3/23/19
33*	Phoenix	123-90	5/15/22
32	New Orleans	139-107	12/1/21
31	Houston	130-99	11/25/09
31	Seattle	106-75	4/18/07
30	Golden State	133-103	4/27/21
30	Orlando	118-88	3/28/04
30	Denver	132-102	1/29/87
29	New York	123-94	12/21/04
29	Golden State	111-82	12/1/01
29	L.A. Clippers	129-100	4/11/87
29	New York	112-83	12/6/84
27	Memphis	112-85	1/14/22
27	Cleveland	124-97	5/9/21
27	Golden State	124-97	1/14/20
27	Charlotte	107-80	11/17/14
27	Houston	103-76	1/18/06
27	Chicago	114-87	11/8/02
26	Minnesota	91-65	2/27/07
26*	Memphis	102-76	5/1/06
26	Boston	108-82	3/29/02
26	New Jersey	99-73	12/10/00
26	Washington	103-77	2/28/98
26	Golden State	121-95	2/23/87
25	Miami	98-73	3/16/08
25	Golden State	125-100	4/9/87

* Playoffs

FOUR-POINT PLAYS

Player	Opponent	Date
Mark Aguirre	at Denver	11/25/81
Brad Davis	vs. L.A. Lakers	2/2/83
Mark Aguirre	at Atlanta	12/27/83
Mark Aguirre	vs. Milwaukee	2/24/84
Rolando Blackman	at Denver	1/31/85
Brad Davis	vs. Houston	3/14/87
Brad Davis	vs. Miami	11/8/88
Derek Harper	at Cleveland	2/13/91
Rodney McCray	at Seattle	12/7/91
Tony Dumas	vs. Houston	12/30/95
Erick Strickland	at Sacramento	3/16/97
Dirk Nowitzki	at L.A. Lakers	12/27/99
Dirk Nowitzki	at Washington	1/19/00
Dirk Nowitzki	vs. Boston	2/22/01
Dirk Nowitzki	vs. Utah	4/7/01
Dirk Nowitzki	at Seattle	4/15/01
Dirk Nowitzki*	at Utah	4/24/01
Dirk Nowitzki	at Sacramento	12/2/01
Dirk Nowitzki	at New York	1/3/02
Dirk Nowitzki	at Toronto	11/6/02
Michael Finley	vs. Indiana	12/17/02
Nick Van Exel	vs. Denver	2/1/03
Steve Nash	at Milwaukee	2/12/03
Dirk Nowitzki	at Seattle	3/13/03
Dirk Nowitzki*	vs. Sacramento	5/8/03
Dirk Nowitzki	vs. Detroit	2/7/04
Dirk Nowitzki	vs. Indiana	1/8/05
Dirk Nowitzki	vs. Chicago	2/8/05
Jason Terry	vs. Orlando	12/16/05

Dirk Nowitzki	vs. Minnesota	12/18/05
Dirk Nowitzki	at Houston	1/18/06
Darrell Armstrong	at Golden State	4/12/06
Jerry Stackhouse*	vs. Miami	6/11/06
Josh Howard*	vs. Miami	6/11/06
Jason Terry	vs. L.A. Clippers	12/22/06
Josh Howard	vs. Charlotte	12/26/06
Josh Howard	at New Orleans	3/27/07
Josh Howard	vs. Washington	11/26/07
Jerry Stackhouse	vs. New Jersey	3/8/08
Dirk Nowitzki	at Seattle	4/15/08
Josh Howard	vs. Phoenix	4/5/09
Jason Terry	vs. Boston	11/8/10
Dirk Nowitzki	at Oklahoma City	11/24/10
DeShawn Stevenson	at New Jersey	1/22/11
Jason Terry	at Boston	1/11/12
Dirk Nowitzki	at New York	2/19/12
Derek Fisher	at Minnesota	12/15/12
Jae Crowder	at Oklahoma City	12/27/12
Dirk Nowitzki	vs. Milwaukee	2/26/13
Dirk Nowitzki	vs. Memphis	4/15/13
Dirk Nowitzki	at Chicago	12/28/13
Jae Crowder	at Chicago	12/28/13
Dirk Nowitzki	vs. New Orleans	1/11/14
Vince Carter	vs. Miami	2/18/14
Chandler Parsons	at Charlotte	11/17/14
Dirk Nowitzki	at Memphis	1/19/15
Devin Harris	vs. Chicago	1/23/15
Dirk Nowitzki*	at Houston	4/18/15
Chandler Parsons	vs. Phoenix	12/14/15
Dirk Nowitzki	vs. Boston	1/18/16
Deron Williams	at Orlando	2/19/16
Deron Williams	vs. Portland	3/20/16
Seth Curry	vs. Houston	10/28/16
Deron Williams	vs. Sacramento	12/7/16
Deron Williams	vs. Sacramento	12/18/16
Seth Curry	vs. Brooklyn	3/10/17
Wesley Matthews	vs. Denver	12/4/17
Yogi Ferrell	at San Antonio	12/16/17
Dirk Nowitzki	vs. Washington	1/22/18
Yogi Ferrell	at Houston	2/11/18
Dwight Powell	at Charlotte	1/2/19
Luka Dončić	vs. Phoenix	1/9/19
Jalen Brunson	at Cleveland	2/2/19
Dwight Powell	vs. Milwaukee	2/8/19
Tim Hardaway Jr.	at Memphis	11/9/19
Seth Curry	at Milwaukee	12/16/19
Tim Hardaway Jr.	at Golden State	12/28/19
Luka Dončić	vs. Chicago	1/6/20
Luka Dončić	vs. Portland	1/17/20
Tim Hardaway Jr.	vs. Phoenix	1/28/20
Tim Hardaway Jr.	at Houston	1/31/20
Seth Curry	at Minnesota	3/1/20
Luka Dončić	vs. Indiana	3/8/20
Seth Curry	at Phoenix [^]	8/2/20
Tim Hardaway Jr.	vs. Portland [^]	8/11/20
Tim Hardaway Jr.	vs. Memphis	2/22/21
Josh Richardson	at Brooklyn	2/27/21
Luka Dončić	vs. LA Clippers	3/17/21
Tim Hardaway Jr.	vs. Memphis	2/22/21
Josh Richardson	at Brooklyn	2/27/21
Luka Dončić	vs. LA Clippers	3/17/21
Tim Hardaway Jr.	vs. Cleveland	5/7/21
Luka Dončić	at Portland	1/26/22
Frank Ntilikina	vs. Philadelphia	2/4/22
Davis Bertans	at Utah	4/21/22





Reggie Bullock*	at Phoenix	5/2/22
Davis Bertans*	at Phoenix	5/10/22
Spencer Dinwiddie*	at Golden State	5/26/22

* Playoffs

^Game played in Orlando

SCORING MONTHS

(Min. eight games played during month)

Player	Month/Year	Games	Points	Average
Luka Dončić	Feb. 2022	10	347	34.7
Luka Dončić	Nov. 2019	14	454	32.4
Mark Aguirre	Dec. 1983	15	485	32.3
Mark Aguirre	Jan. 1984	14	427	30.5
Luka Dončić	Feb. 2021	12	363	30.3
Dirk Nowitzki	Apr. 2009	8	242	30.3
Dirk Nowitzki	Apr. 2003	9	271	30.1
Dirk Nowitzki	Mar. 2006	17	510	30.0
Luka Dončić	Mar. 2022	14	419	29.9
Jim Jackson	Nov. 1994	11	328	29.8
Luka Dončić	March 2021	10	294	29.4
Mark Aguirre	Feb. 1984	16	465	29.1
Mark Aguirre	Nov. 1983	13	375	28.8

HIGH POINTS/MINUTES DIFFERENTIAL

Player	Opponent	Date	Points	Minutes	Difference
Mark Aguirre	at Denver	1/29/87	36	23	13
Luka Dončić	at New Orleans	2/17/22	49	38	11
Luka Dončić	vs. L.A. Clippers	2/10/22	51	40	11
Luka Dončić	at Golden State	4/27/21	39	28	11
Dirk Nowitzki	vs. Utah	3/13/12	40	29	11
Rodrigue Beaubois	at Golden State	3/27/10	40	30	10
Austin Croshere	vs. Seattle	1/30/07	34	24	10
Dirk Nowitzki	vs. Golden State	3/23/06	51	41	10
Mark Aguirre	at New Jersey	3/24/87	43	33	10
Mark Aguirre	vs. Philadelphia	1/28/85	49	39	10
Luka Dončić	vs. Portland	4/8/22	39	30	9
Luka Dončić	vs. Golden State	11/20/19	35	26	9
Mark Aguirre	vs. Washington	2/22/85	45	36	9

YOUNGEST MAVS

Player	Born	First Appeared	Age
Bruno Sundov	2/10/80	4/21/99	19 years, 70 days
Luka Dončić	2/28/99	10/17/18	19 years, 231 days
Dennis Smith Jr.	11/25/97	10/18/17	19 years, 327 days
Josh Green	11/16/00	12/23/20	20 years, 37 days
Pavel Podkolzin	1/15/85	3/19/05	20 years, 63 days
Tyrell Terry	9/28/00	12/25/20	20 years, 88 days
Donnell Harvey	8/26/80	12/8/00	20 years, 104 days
Dirk Nowitzki	6/19/78	2/5/99	20 years, 231 days
Samaki Walker	2/25/76	11/12/96	20 years, 261 days
Jamal Mashburn	11/29/72	11/5/93	20 years, 341 days
Shane Larkin	10/2/92	11/18/13	21 years, 47 days
Ricky Ledo	9/10/92	11/1/13	21 years, 52 days
Kostas	11/20/97	3/20/19	21 years, 120 days
Antetokounmpo			
Jared Cunningham	5/22/91	10/31/12	21 years, 162 days
Nate Hinton	6/8/99	1/3/21	21 years, 209 days
Ray Spalding	3/11/97	10/17/18	21 years, 220 days
Jason Kidd	3/23/73	11/5/94	21 years, 227 days
Rodrigue Beaubois	2/24/88	10/30/09	21 years, 248 days
Devin Harris	2/27/83	11/2/04	21 years, 249 days

OLDEST MAVS

Player	Born	Last Appeared	Age
Kevin Willis	9/6/62	4/18/07	44 years, 224 days
Dirk Nowitzki	6/19/78	4/10/19	40 years, 295 days
Jason Kidd	3/23/73	5/5/12*	39 years, 43 days
Dennis Rodman	5/13/61	3/7/00	38 years, 299 days
Johnny Newman	11/28/63	5/9/02*	38 years, 162 days
Derek Fisher	8/9/74	12/18/12	38 years, 131 days
Avery Johnson	3/25/65	4/16/03	38 years, 22 days

Darrell Armstrong	6/22/68	6/15/06*	37 years, 358 days
Mike James	6/23/75	4/17/13	37 years, 298 days
Alex English	1/5/54	4/21/91	37 years, 106 days
Vince Carter	1/26/77	5/4/14*	37 years, 98 days
J.J. Redick	6/24/84	4/12/21	36 years, 292 days
John "Hot Rod" Williams	8/9/62	5/3/99	36 years, 267 days
Eddie Jones	10/20/71	4/27/08*	36 years, 190 days
Fred Roberts	8/14/60	2/11/97	36 years, 181 days
Jose Juan Barea	6/26/84	8/23/20*	36 years, 58 days
Devin Harris	2/27/83	4/10/19	36 years, 42 days
Scott Williams	3/21/68	4/26/04*	36 years, 36 days

*Playoff Game

SEASON OPENERS**22-20 overall**

Date	Score	Site	Attendance
10/11/1980	Dallas 103, San Antonio 92	Reunion Arena	10,373
10/30/1981	Utah 105, Dallas 89	Salt Palace	6,709
10/29/1982	Dallas 125, Denver 117	McNichols Arena	12,099
10/29/1983	Dallas 120, Phoenix 103	Reunion Arena	11,019
10/27/1984	Houston 121, Dallas 111	Reunion Arena	17,007
10/26/1985	Dallas 101, Seattle 95	Reunion Arena	17,007
10/31/1986	Dallas 103, Utah 77	Reunion Arena	16,692
11/6/1987	Dallas 95, Utah 93	Reunion Arena	17,007
11/4/1988	L.A. Lakers 116, Dallas 113	Reunion Arena	17,007
11/3/1989	L.A. Lakers 102, Dallas 94	Reunion Arena	17,007
11/2/1990	Minnesota 98, Dallas 85	Target Center	19,006
11/1/1991	San Antonio 140, Dallas 99	HemisFair Arena	16,057
11/7/1992	Utah 122, Dallas 106	Reunion Arena	12,514
11/5/1993	Utah 106, Dallas 86	Delta Center	19,911
11/5/1994	Dallas 112, New Jersey 103	Reunion Arena	17,502
11/3/1995	Dallas 103, San Antonio 97	Alamodome	28,821
11/1/1996	Dallas 92, Denver 91	McNichols Arena	16,104
10/31/1997	Dallas 90, Vancouver 88	GMIPlace	17,021
2/5/1999	Seattle 92, Dallas 86 (OT)	KeyArena	17,072
11/2/1999	Dallas 108, Golden State 96	Reunion Arena	12,848
10/31/2000	Dallas 97, Milwaukee 93	Reunion Arena	16,600
10/30/2001	Dallas 94, Detroit 87	American Airlines Center	19,200
10/30/2002	Dallas 119, Memphis 108	ThePyramid	16,638
10/28/2003	L.A. Lakers 109, Dallas 93	STAPLES Center	18,997
11/2/2004	Dallas 107, Sacramento 98	American Airlines Center	20,041
11/1/2005	Dallas 111, Phoenix 108 (2OT)	America West Arena	17,961
11/2/2006	San Antonio 97, Dallas 91	American Airlines Center	20,416
10/31/2007	Dallas 92, Cleveland 74	Quicken Loans Arena	20,562
10/30/2008	Houston 112, Dallas 102	American Airlines Center	20,066
10/27/2009	Washington 102, Dallas 91	American Airlines Center	19,871
10/27/2010	Dallas 101, Charlotte 86	American Airlines Center	19,440
12/25/2011	Miami 105, Dallas 94	American Airlines Center	20,421
10/30/2012	Dallas 99, L.A. Lakers 91	STAPLES Center	18,997
10/30/2013	Dallas 118, Atlanta 109	American Airlines Center	19,834
10/28/2014	San Antonio 101, Dallas 100	AT&T CENTER	19,615
10/28/2015	Dallas 111, Phoenix 95	Talking Stick Resort Arena	18,055
10/26/2016	Indiana 130, Dallas 121 (OT)	Bankers Life Fieldhouse	17,923
10/18/2017	Atlanta 117, Dallas 111	American Airlines Center	19,709
10/17/2018	Phoenix 121, Dallas 120	Talking Stick Resort Arena	18,055
10/23/2019	Dallas 108, Washington 100	American Airlines Center	19,816
12/23/2021	Phoenix 106, Dallas 102	Phoenix Suns Arena	0
10/21/2022	Atlanta 113, Dallas 87	State Farm Arena	17,162

HOME OPENERS**25-17 overall**

Date	Score	Site	Attendance
10/11/1980	Dallas 103, San Antonio 92	Reunion Arena	10,373
10/31/1981	Dallas 95, Kansas City 89	Reunion Arena	7,865
10/30/1982	Utah 128, Dallas 123	Reunion Arena	9,203
10/29/1983	Dallas 120, Phoenix 103	Reunion Arena	11,019
10/27/1984	Houston 121, Dallas 111	Reunion Arena	17,007
10/26/1985	Dallas 101, Seattle 95	Reunion Arena	17,007





10/31/1986	Dallas 103, Utah 77	Reunion Arena	16,692	11/5/2005	Dallas 103, San Antonio 84	American Airlines Center	20,468
11/6/1987	Dallas 95, Utah 93	Reunion Arena	17,007	11/2/2006	San Antonio 97, Dallas 91	American Airlines Center	20,416
11/4/1988	L.A. Lakers 116, Dallas 113	Reunion Arena	17,007	11/3/2007	Dallas 123, Sacramento 102	American Airlines Center	20,343
11/3/1989	L.A. Lakers 102, Dallas 94	Reunion Arena	17,007	10/30/2008	Houston 112, Dallas 102	American Airlines Center	20,066
11/3/1990	Dallas 140, Denver 110	Reunion Arena	17,007	10/27/2009	Washington 102, Dallas 91	American Airlines Center	19,871
11/2/1991	L.A. Lakers 114, Dallas 113 (OT)	Reunion Arena	17,502	10/27/2010	Dallas 101, Charlotte 86	American Airlines Center	19,440
11/7/1992	Utah 122, Dallas 106	Reunion Arena	12,514	12/25/2011	Miami 105, Dallas 94	American Airlines Center	20,421
11/6/1993	Golden State 93, Dallas 89	Reunion Arena	13,195	11/3/2012	Dallas 126, Charlotte 99	American Airlines Center	19,490
11/5/1994	Dallas 112, New Jersey 103	Reunion Arena	17,502	10/30/2013	Dallas 118, Atlanta 109	American Airlines Center	19,834
11/4/1995	Dallas 99, Golden State 84	Reunion Arena	17,502	10/30/2014	Dallas 120, Utah 102	American Airlines Center	19,697
11/2/1996	Sacramento 107, Dallas 94	Reunion Arena	18,042	11/3/2015	Toronto 102, Dallas 91	American Airlines Center	20,034
11/4/1997	Dallas 92, Vancouver 87	Reunion Arena	14,285	10/28/2016	Houston 106, Dallas 98	American Airlines Center	20,163
2/9/1999	Utah 90, Dallas 70	Reunion Arena	17,070	10/18/2017	Atlanta 117, Dallas 111	American Airlines Center	19,709
11/2/1999	Dallas 108, Golden State 96	Reunion Arena	12,848	10/20/2018	Dallas 140, Minnesota 136	American Airlines Center	20,205
10/31/2000	Dallas 97, Milwaukee 93	Reunion Arena	16,600	10/23/2019	Dallas 108, Washington 100	American Airlines Center	19,816
10/30/2001	Dallas 94, Detroit 87	American Airlines Center	19,200	12/20/2020	Charlotte 118, Dallas 99	American Airlines Center	0
11/2/2002	Dallas 97, Phoenix 83	American Airlines Center	19,783	10/26/2022	Dallas 116, Houston 106	American Airlines Center	19,337
11/1/2003	Dallas 127, Utah 102	American Airlines Center	19,923				
11/2/2004	Dallas 107, Sacramento 98	American Airlines Center	20,041				





DALLAS MAVERICKS

RECORDS

INDIVIDUAL RECORDS
TEAM HIGHS
TEAM LOWS
MISCELLANEOUS RECORDS
ROOKIE LEADERS
OPPONENT PLAYER HIGHS
OPPONENT HIGHS/LOWS
AMERICAN AIRLINES CENTER





INDIVIDUAL

POINTS

Career	31,560	Dirk Nowitzki	1998-99 through 2018-19
Season	2,330	Mark Aguirre (29.5)	1983-84
Game (OT)	53	Dirk Nowitzki vs. Houston (OT)	12/2/04
Game	51	Luka Dončić vs. L.A. Clippers	2/10/22
	51	Dirk Nowitzki vs. Golden State	3/23/06
Half	34	Dirk Nowitzki vs. Utah (2nd)	11/3/09
Quarter	29	Dirk Nowitzki vs. Utah (4th)	11/3/09
Overtime	14	Dirk Nowitzki vs. Chicago (1st)	2/7/09

FIELD GOALS

Career	11,169	Dirk Nowitzki (11,169-23,734)	1998-99 through 2018-19
Season	925	Mark Aguirre (925-1,765)	1983-84
Game	21	Mark Aguirre vs. Denver (21-33)	3/24/84
Half	14	Mark Aguirre vs. Denver (1st) (14-20)	3/24/84
Quarter	11	Mark Aguirre vs. Denver (1st) (11-14)	3/24/84
Overtime	5	O.J. Mayo vs. Golden State (1st) (5-8)	11/19/12
	5	Dirk Nowitzki vs. Chicago (1st) (5-7)	2/7/09

CONSECUTIVE FIELD GOALS

18 Dwight Powell: Last 4 at Milwaukee 4/3/22; (3-3) at Detroit 4/6/22; (7-7) vs. Portland 4/8/22; first 4 vs. San Antonio 4/10/22

FIELD GOAL ATTEMPTS

Career	23,734	Dirk Nowitzki (11,169-23,734)	1998-99 through 2018-19
Season	1,765	Mark Aguirre (925-1,765)	1983-84
Game	40	Mark Aguirre vs. Golden State (18-40)	11/14/81
Half	22	Michael Finley at Detroit (1st) (10-22)	11/27/02
	22	Mark Aguirre vs. Golden State (1st) (11-22)	11/14/81
Quarter	15	Mark Aguirre vs. Boston (2nd) (7-15)	11/27/84
Overtime	8	O.J. Mayo vs. Golden State (1st) (5-8)	11/19/12

FIELD GOAL PERCENTAGE

Career (min. 500 FGA)	.660	Tyson Chandler (559-847)	2010-11 and 2014-15
Season (min. 200 FGA)	.677	Brandan Wright (341-708)	2013-14
Game	1.000	Several times. Most made without a miss:	
	10	Brandan Wright at L.A. Lakers	4/4/14
Half	1.000	Several times. Most made without a miss:	
	9	Steve Nash at Toronto (1st)	1/5/01
	9	Geoff Huston at Denver (1st)	12/10/80
Quarter	1.000	Several times. Most made without a miss:	
	9	Jay Vincent vs. Boston (3rd)	3/2/82
	9	Jay Vincent at New York (2nd)	2/16/82
Overtime	1.000	Several times. Most made without a miss:	
	4	Several times. Most recently:	
		Raymond Felton vs. Denver (1st)	2/26/16

3-POINT FIELD GOALS

Career	1,982	Dirk Nowitzki (1,982-5,210)	1998-99 through 2018-19
Season	257	George McCloud (257-678)	1995-96
Game	10	Tim Hardaway Jr. at Miami (10-18)	5/4/21
	10	Wesley Matthews at Washington (10-17)	12/6/15
	10	George McCloud vs. Phoenix (10-12) (OT)	12/16/95
Half	8	Wesley Matthews at Washington (2nd) (8-11)	12/6/15
Quarter	7	Lukaa Dončić vs. L.A. Clippers (1st) (7-10)	2/10/22
Overtime	4	George McCloud vs. Seattle (1st) (4-4)	12/12/95

CONSECUTIVE GAMES WITH A 3-POINT FIELD GOAL

48 Luka Dončić 1/22/21 through 5/7/21

CONSECUTIVE 3-POINT FIELD GOALS

10 Brad Davis from 1/23/88 through 2/3/88
10 Michael Finley (8-8) vs. Cleveland 3/26/05 and first 2 at Detroit 3/28/05

3-POINT FIELD GOAL ATTEMPTS

Career	5,210	Dirk Nowitzki (1,982-5,210)	1998-99 through 2018-19
Season	678	George McCloud (257-678)	1995-96
Game	20	George McCloud vs. New Jersey (7-20)	3/5/96
Half	13	Wesley Matthews at Houston (2nd) (3-13)	10/30/16
Quarter	10	Luka Dončić vs. L.A. Clippers (1st) (7-10)	2/10/22
	10	George McCloud vs. San Antonio (4th) (4-10)	3/29/96
Overtime	4	Charlie Villanueva at Denver (2nd) (1-4)	4/10/15
	4	Jason Terry at New Orleans (1st) (2-4)	11/4/09
	4	George McCloud vs. Seattle (1st) (4-4)	12/12/95

3-POINT FIELD GOAL PERCENTAGE

Career (min. 75 3FGA)	.494	Doug McDermott (39-79)	2017-18
Season (min. 50 3FGA)	.494	Doug McDermott (39-79)	2017-18
Game	1.000	Several times. Most made without a miss:	
	8	Michael Finley vs. Cleveland	3/26/05

FREE THROWS

Career	7,240	Dirk Nowitzki (7,240-8,239)	1998-99 through 2018-19
Season	615	Dirk Nowitzki (615-708)	2004-05
Game	22	Rolando Blackman at New Jersey (22-23)	2/17/86
Half	15	Dirk Nowitzki vs. Utah (2nd) (15-16)	11/3/09
Quarter	14	Dirk Nowitzki vs. Utah (4th) (14-14)	11/3/09
Overtime	6	Michael Finley at Vancouver (1st) (6-6)	2/6/00

CONSECUTIVE FREE THROWS MADE

82	Dirk Nowitzki	3/29/10 through 10/29/10
74	Dirk Nowitzki	3/4/11 through 3/27/11
60	Dirk Nowitzki	12/23/05 through 1/6/06
49	Dirk Nowitzki	12/30/08 through 1/14/09
49	Steve Nash	12/2/02 through 12/20/02

FREE THROW ATTEMPTS

Career	8,239	Dirk Nowitzki (7,240-8,239)	1998-99 through 2018-19
Season	708	Dirk Nowitzki (615-708)	2004-05
Game	23	Rolando Blackman at New Jersey (22-23)	2/17/86
Half	16	Dirk Nowitzki vs. Utah (2nd) (15-16)	11/3/09
Quarter	14	Dirk Nowitzki vs. Utah (4th) (14-14)	11/3/09
Overtime	7	Jason Terry at Phoenix (1st) (4-7)	11/1/05

FREE THROW PERCENTAGE

Career (min. 200 FTA)	.898	Steve Nash (1,142-1,272)	1998-99 through 2003-04
Season (min. 50 FTA)	.917	Josh Richardson (99-108)	2020-21
Game	1.000	Several times. Most made without a miss:	
	17	Dirk Nowitzki at Portland	4/9/10
Half	1.000	Several times. Most made without a miss:	
	14	Josh Howard vs. L.A. Clippers (2nd)	3/25/08
	14	Jay Vincent vs. San Antonio (1st)	3/19/85
Quarter	1.000	Several times. Most made without a miss:	
	14	Dirk Nowitzki vs. Utah (4th)	11/3/09
Overtime	1.000	Several times. Most made without a miss:	
	6	Michael Finley at Vancouver (1st)	2/6/00

REBOUNDS

Career	11,489	Dirk Nowitzki	1998-99 through 2018-19
Season	973	James Donaldson (11.9)	1986-87
Game	28	Popeye Jones vs. Indiana	1/9/96
Half	17	Dirk Nowitzki vs. Phoenix (2nd)	3/5/02
	17	Popeye Jones vs. L.A. Clippers (2nd)	4/6/96
Quarter	14	Tyson Chandler vs. Minnesota (3rd)	12/1/10
Overtime	5	Shawn Marion vs. Portland (2nd)	2/11/12
	5	Kurt Nimphius at Kansas City (1st)	1/10/85





OFFENSIVE REBOUNDS

Career	1,468	Dirk Nowitzki	1998-99 through 2018-19
Season	360	Roy Tarpley	1987-88
Game	12	Several times. Most recently:	
		Erick Dampier vs. L.A. Lakers	11/11/08
Half	9	Erick Dampier vs. L.A. Lakers (2nd)	11/11/08
	9	James Donaldson vs. Phoenix (1st)	12/11/87
Quarter	8	Kurt Nimphius vs. Utah (2nd)	1/22/83
Overtime	4	Luka Dončić vs. New Orleans (1st)	3/18/19

DEFENSIVE REBOUNDS

Career	10,021	Dirk Nowitzki	1998-99 through 2018-19
Season	710	Dirk Nowitzki	2002-03
Game (OT)	22	James Donaldson vs. Portland (3OT)	12/29/89
Game	21	Dirk Nowitzki vs. Sacramento	2/23/02
Half	16	Dirk Nowitzki vs. Phoenix (2nd)	3/5/02
Quarter	10	Several times. Most recently:	
		Luka Dončić at New Orleans (3rd)	12/3/19
Overtime	4	Several times. Most recently:	
		Shawn Marion vs. Portland (2nd)	2/11/12

ASSISTS

Career	5,111	Derek Harper	1983-84 through 1993-94 and 1996-97
Season	783	Jason Kidd (9.7)	1995-96
Game (OT)	25	Jason Kidd vs. Utah (2OT)	2/8/96
Game	20	Luka Dončić vs. Washington	5/1/21
	20	Jason Kidd vs. Phoenix	4/5/09
Half	16	Jason Kidd vs. Phoenix (1st)	4/5/09
Quarter	10	Brad Davis vs. San Antonio (2nd)	3/18/86
Overtime	5	Jason Kidd vs. Seattle (1st)	12/12/95

STEALS

Career	1,551	Derek Harper	1983-84 through 1993-94 and 1996-97
Season	187	Derek Harper	1989-90
Game	10	Michael Finley vs. Philadelphia	1/23/01
Half	8	Michael Finley vs. Philadelphia (1st)	1/23/01
Quarter	5	Several times. Most recently:	
		Michael Finley vs. Philadelphia (1st)	1/23/01
Overtime	3	Monta Ellis vs. New York (1st)	11/26/14

BLOCKS

Career	1,281	Dirk Nowitzki	1998-99 through 2018-19
Season	228	Shawn Bradley	2000-01
Game	13	Shawn Bradley vs. Portland	4/7/98
Half	8	Shawn Bradley vs. L.A. Lakers (2nd)	3/4/97
Quarter	7	Shawn Bradley vs. L.A. Lakers (3rd)	3/4/97
Overtime	2	Several times. Most recently:	
		Brandan Wright at Houston (1st)	3/24/12

TURNOVERS

Career	2,494	Dirk Nowitzki	1998-99 through 2018-19
Season	334	Jim Jackson	1993-94
Game	10	Several times. Most recently:	
		Jim Jackson at Phoenix	3/25/94
Half	7	Several times. Most recently:	
		Luka Dončić vs. San Antonio (2nd)	3/12/19
Quarter	6	Luka Dončić vs. New Orleans (1st)	12/3/21
	6	Jason Kidd vs. L.A. Clippers (4th)	1/30/96
	6	Jason Kidd at Sacramento (3rd)	1/23/96
Overtime	3	Jason Terry vs. Phoenix (2nd)	3/14/07
	3	Sean Rooks at L.A. Lakers (1st)	2/8/93

FOULS

Career	3,601	Dirk Nowitzki	1998-99 through 2018-19
Season	313	Roy Tarpley	1987-88
Game	6	Several times. Most recently:	
		Dwight Powell vs. Minnesota	3/21/22
Half	6	Several times. Most recently:	
		Jalen Brunson vs. Philadelphia (2nd)	1/11/20
Quarter	6	Several times. Most recently:	
		Ian Mahinmi vs. Sacramento (4th)	2/16/11
Overtime	3	Several times. Most recently:	
		Jalen Brunson vs. Oklahoma City (1st)	2/2/22

DISQUALIFICATIONS

Career	37	Shawn Bradley	1996-97 through 2004-05
Season	12	Doug Smith	1992-93

MINUTES

Career	51,368	Dirk Nowitzki	1998-99 through 2018-19
Season	3,464	Michael Finley	1999-00
Game (3OT)	58	James Donaldson vs. Portland	12/29/89
Game (2OT)	57	Dirk Nowitzki vs. Phoenix	3/14/07
	57	Michael Finley at Indiana	2/5/02
	57	Michael Finley at New York	2/7/01
	57	Michael Finley at Indiana	2/13/98
Game (OT)	53	Michael Finley at New York	1/12/04
	53	Dirk Nowitzki at Washington	2/23/03
	53	Michael Finley at Milwaukee	3/26/02
	53	Michael Finley at Vancouver	2/6/00
	53	Dennis Scott at Milwaukee	12/30/97
Game (REG)	48	Michael Finley, 37 times. Most recently: vs. Golden State	1/7/04
	48	Dirk Nowitzki, 7 times. Most recently: at Phoenix	1/17/03
	48	Jim Jackson, 3 times. Most recently: at San Antonio	4/21/96
	48	George McCloud, 3 times. Most recently: at Houston	4/13/96
	48	Marquis Daniels, twice. Most recently: at Houston	4/14/04
	48	11 other former Mavericks, once each	

TEAM HIGHS

POINTS

Season	9,567	(116.7 ppg)	1986-87
Game (2OT)	156	at Houston (2OT)	4/11/95
Game (OT)	149	vs. Houston (OT) [^]	7/31/20
Game	149	at Golden State	1/15/85
	149	vs. Denver	1/14/83
1st Half	85	vs. Houston [^]	7/31/20
	85	vs. Denver	1/14/83
2nd Half	87	at Golden State	1/15/85
1st Quarter	46	vs. Seattle	3/22/92
	46	vs. Seattle	3/11/87
2nd Quarter	49	at New Jersey	12/2/09
3rd Quarter	46	vs. San Antonio	2/26/04
4th Quarter	51	at Golden State	1/15/85
Overtime	23	at Houston (1st)	4/11/95
	23	at L.A. Lakers (1st)	12/12/90

[^] Game played in Orlando

FIELD GOALS

Season	3,674	1982-83
Game	65	vs. Denver (65-102)
Half	37	vs. Denver (1st) (37-52)
Quarter	21	at Golden State (4th) (21-29)
Overtime	7	vs. Chicago (1st) (7-9)
	7	vs. Seattle (1st) (7-9)
	7	at L.A. Lakers (1st) (7-8)



**FIELD GOAL ATTEMPTS**

Season	7,550	1982-83	
Game (2OT)	128	at Houston (55-128) (2OT)	4/11/95
Game (OT)	115	vs. Milwaukee (48-115) (OT)^	8/8/20
Game	114	at Charlotte (44-114)	11/17/92
	114	vs. San Antonio (50-114)	4/16/83
	114	vs. Denver (47-114)	4/8/83
Half	60	at Minnesota (1st) (25-60)	3/3/04
	60	vs. Denver (1st) (27-60)	4/8/83
Quarter	34	at Charlotte (4th) (16-34)	11/17/92
Overtime	17	vs. L.A. Lakers (1st) (6-17)	11/2/91

^ Game played in Orlando

FIELD GOAL PERCENTAGE

Season	.501	(3,631-7,254)	1985-86
Game	.687	at New Orleans (57-83)	12/1/21
Half	.806	at New Jersey (1st) (29-36)	12/2/09
Quarter	.941	at Utah (1st) (16-17)	4/8/14
Overtime	1.000	vs. New York (1st) (5-5)	3/22/91

3-POINT FIELD GOALS

Season	1,136	(1,136-3,095)	2019-20
Game	25	vs. New Orleans (25-45)	2/12/21
Half	15	vs. Golden State (1st) (15-29)	2/4/21
	15	at Golden State (1st) (15-26)	12/28/19
Quarter	10	Several times. Most recently: vs. Portland (3rd) (10-14)	4/8/22
Overtime	5	vs. Seattle (1st) (5-6)	12/12/95

3-POINT FIELD GOAL ATTEMPTS

Season	3,095	(1,136-3,095)	2019-20
Game	53	vs. Milwaukee (17-53) (OT)^	8/8/20
	53	vs. Milwaukee (22-53)	2/8/19
Half	30	vs. Memphis (2nd) (10-30)	4/5/19
Period	20	at Vancouver (3rd) (9-20)	3/1/96
Overtime	10	at Houston (2nd) (4-10)	4/11/95

^ Game played in Orlando

3-POINT FIELD GOAL PERCENTAGE

Season	.391	(519-1,326)	1999-00
Game	1.000	Several times. Most made without a miss: 3 at Houston	2/19/85

FREE THROWS

Season	2,148	(2,148-2,717)	1986-87
Game	51	at Seattle (51-58)	11/6/86
	51	at New Jersey (51-58)	2/17/86
Half	32	at Milwaukee (2nd) (32-38)	1/16/87
Quarter	23	at Seattle (3rd) (23-26)	11/6/86
Overtime	12	vs. Minnesota (1st) (12-13)	2/8/94

FREE THROW ATTEMPTS

Season	2,717	(2,148-2,717)	1986-87
Game	58	at Seattle (51-58)	11/6/86
	58	at New Jersey (51-58)	2/17/86
Half	38	at Milwaukee (2nd) (32-38)	1/16/87
Quarter	30	vs. Toronto (4th) (18-30)	2/25/96
Overtime	13	vs. Minnesota (1st) (12-13)	2/8/94

FREE THROW PERCENTAGE

Season	.829	(1,486-1,793)	2002-03
Game	1.000	Several times. Most made without a miss: 29 vs. Washington	11/26/07
Half	1.000	Several times. Most made without a miss: 24 at Cleveland (2nd)	12/22/85
Quarter	1.000	Several times. Most made without a miss: 18 vs. Utah (4th)	11/3/09
	18	at Golden State (4th)	2/23/87
Overtime	1.000	Several times. Most made without a miss: 8 vs. L.A. Clippers (1st)	3/26/13
	8	at Vancouver (1st)	2/6/00
	8	at Seattle (1st)	11/14/89

CONSECUTIVE FREE THROWS MADE

45 Last 8 vs. Chicago 1/27/86 and first 37 vs. San Antonio 1/29/86

REBOUNDS

Season	3,947	1994-95	
Game (2OT)	76	vs. Vancouver (2OT)	12/28/95
Game (OT)	69	vs. Orlando (OT)	1/18/01
Game	66	vs. Indiana	1/9/96
	66	vs. Sacramento	11/12/88
Half	39	at Denver (1st)	4/23/89
Quarter	28	vs. Utah (2nd)	1/22/83
Overtime	10	vs. Portland (2nd)	2/11/12
	10	at New York (1st)	11/16/08
	10	vs. Golden State (1st)	3/19/98

OFFENSIVE REBOUNDS

Season	1,514	1994-95	
Game (OT)	37	vs. Vancouver (2OT)	12/28/95
Game	33	vs. Indiana	1/9/96
Half	20	vs. Minnesota (1st)	3/10/03
	20	vs. Denver (2nd)	11/8/94
Quarter	13	Several times. Most recently: vs. Orlando (4th)	1/18/01
Overtime	7	at Houston (1st)	4/11/95

DEFENSIVE REBOUNDS

Season	2,884	2018-19	
Game	50	at Minnesota	3/1/20
Half	30	vs. Cleveland (1st)	3/2/95
Quarter	18	vs. Phoenix (1st)	4/9/19
	18	vs. L.A. Lakers (2nd)	11/19/02
Overtime	8	Several times. Most recently: vs. Oklahoma City (1st)	3/25/14

ASSISTS

Season	2,237	1982-83	
Game	45	vs. Denver	1/14/83
Half	28	vs. Denver (1st)	1/14/83
Quarter	17	vs. San Antonio (1st)	3/26/88
Overtime	6	vs. Denver (1st)	4/10/15
	6	vs. Seattle (1st)	12/12/95

STEALS

Season	767	1993-94	
Game	20	at Houston	3/7/04
Half	14	at Washington (1st)	1/21/94
Quarter	9	at Golden State (1st)	12/2/00
	9	at Phoenix (2nd)	1/18/94
Overtime	5	vs. New York (1st)	11/26/14

BLOCKS

Season	492	2000-01	
Game	17	at New Orleans	2/22/13
Half	11	vs. New Orleans (1st)	3/4/20
Quarter	8	vs. Philadelphia (2nd)	12/5/96
Overtime	2	Several times. Most recently: vs. Denver (1st)	4/12/13

TURNOVERS

Season	1,459	1992-93	
Game	32	at Denver	10/15/80
Half	20	at Indiana (1st)	1/21/84
Quarter	13	vs. Boston (2nd)	2/21/02
Overtime	6	at Milwaukee (1st)	1/16/87

FOULS

Season	2,302	1992-93	
Game	43	vs. Miami	12/8/92
Half	26	at Houston (2nd)	11/1/13
	26	at Detroit (2nd)	12/10/82
Quarter	19	at Denver (4th)	1/15/82
Overtime	9	at Houston (1st)	4/11/95

DISQUALIFICATIONS

Season	40	1981-82	
Game	4	at Utah (Spanarkel, LaGarde, Allums, Boynes)	10/31/80





TEAM LOWS

POINTS

Season (82 games)	7,431	(90.6 ppg)	1996-97
Season (66 games)	6,322	(95.8 ppg)	2011-12
Season (50 games)	4,581	(91.6 ppg)	1998-99
Game	62	vs. Milwaukee (83)	11/22/97
1st Half	24	at Indiana (34)	2/13/98
2nd Half	23	at Philadelphia (34)	2/11/08
1st Quarter	8	at Chicago (21)	4/21/12
2nd Quarter	10	Several times. Most recently: vs. Memphis (17)	11/18/16
3rd Quarter	2	at L.A. Lakers (27)	4/6/97
4th Quarter	9	at Golden State (23)	2/7/99
	9	at San Antonio (30)	1/16/91
	9	at Minnesota (16)	12/13/89
Overtime	2	at Seattle (8) (1st)	2/5/99

FIELD GOALS

Season (82 games)	2,813	(34.3 avg.) (2,813-6,452)	1996-97
Season (66 games)	2,398	(36.3 avg.) (2,398-5,412)	2011-12
Season (50 games)	1,749	(35.0 avg.) (1,749-4,033)	1998-99
Game	20	at Utah (20-68)	2/26/99
Half	6	at Utah (2nd) (6-33)	3/5/97
Quarter	0	at L.A. Lakers (3rd) (0-15)	4/6/97
Overtime	0	vs. Sacramento (1st) (0-6)	2/27/03

FIELD GOAL ATTEMPTS

Season (82 games)	6,375	(77.7 avg.) (2,948-6,375)	2005-06
Season (72 games)	6,287	(87.3 avg.) (2,958-6,287)	2020-21
Season (66 games)	5,412	(82.0 avg.) (2,398-5,412)	2011-12
Season (50 games)	4,033	(80.7 avg.) (1,749-4,033)	1998-99
Game	60	vs. Memphis (30-60)	4/8/16
Half	25	vs. Minnesota (16-25) (2nd)	4/17/91
	25	vs. Minnesota (14-25) (2nd)	3/30/90
Quarter	8	vs. Minnesota (5-8) (4th)	4/17/91
Overtime	4	vs. Miami (1st) (1-4)	1/2/13
	4	vs. Vancouver (1st) (1-4)	12/28/95
	4	vs. San Antonio (1st) (2-4)	3/13/84

FIELD GOAL PERCENTAGE

Season	.420	(3,124-7,431)	1995-96
Game	.274	at Detroit (22-81)	11/8/80
Half	.181	at Utah (2nd) (6-33)	3/5/97
Quarter	.000	at L.A. Lakers (3rd) (0-15)	4/6/97
Overtime	.000	at Sacramento (1st) (0-6)	2/27/03

3-POINT FIELD GOALS

Season	42	(42-184)	1983-84
Game	0	Several times. Most recently: at Toronto (0-13)	12/14/12

3-POINT FIELD GOAL ATTEMPTS

Season	165	(46-165)	1980-81
Game	0	Several times. Most recently: vs. Seattle	1/8/9

3-POINT FIELD GOAL PERCENTAGE

Season	.228	(42-184)	1983-84
Game	.000	Several times. Most attempted without a make: at Toronto	12/14/12

FREE THROWS

Season (82 games)	1,167	(14.2 avg.) (1,167-1,530)	2017-18
Season (66 games)	1,029	(15.6 avg.) (1,029-1,334)	2011-12
Season (50 games)	881	(17.6 avg.) (881-1,210)	1998-99
Game	3	vs. Sacramento (3-6)	2/16/11
Half	0	Several times.	
Quarter	0	Several times.	
Overtime	0	Several times.	

FREE THROW ATTEMPTS

Season (82 games)	1,516	(18.5 avg.) (1,215-1,516)	2016-17
Season (66 games)	1,334	(20.2 avg.) (1,029-1,334)	2011-12
Season (50 games)	1,210	(24.2 avg.) (881-1,210)	1998-99
Game	5	vs. L.A. Clippers (4-5)	3/15/21
	5	at San Antonio (5-5)	11/4/08
	5	vs. Milwaukee (5-5)	11/9/95
Half	0	Several times.	
Quarter	0	Several times.	
Overtime	0	Several times.	

FREE THROW PERCENTAGE

Season	.705	(1,530-2,171)	1992-93
Game	.308	vs. San Antonio (4-13)	10/28/21
Half	.000	Several times.	
Quarter	.000	Several times.	
Overtime	.000	Several times.	

REBOUNDS

Season (82 games)	3,163	(38.6 rpg)	2016-17
Season (72 games)	3,120	(43.3 rpg)	2020-21
Season (66 games)	2,823	(42.8 rpg)	2011-12
Season (50 games)	2,123	(42.5 rpg)	1998-99
Game	22	at Miami	12/22/17
Half	7	at L.A. Lakers (2nd)	2/4/86
Quarter	1	at Portland (3rd)	3/28/03
Overtime	0	vs. Minnesota (1st)	12/15/12
	0	vs. Utah (1st)	2/8/96
	0	vs. Houston (2nd)	4/6/85

OFFENSIVE REBOUNDS

Season (82 games)	647	(7.9 avg.)	2016-17
Season (50 games)	645	(12.9 avg.)	1998-99
Game	2	Several times. Most recently: at Milwaukee	4/3/22
Half	0	Several times.	
Quarter	0	Several times.	
Overtime	0	Several times.	

DEFENSIVE REBOUNDS

Season (82 games)	2,150	(26.2 avg.)	1993-94
Season (50 games)	1,478	(29.6 avg.)	1998-99
Game	13	vs. San Antonio	1/15/94
Half	3	at Portland (2nd)	12/20/96
	3	vs. Utah (2nd)	11/13/93
	3	vs. Boston (2nd)	3/3/81
Period	0	Several times.	
Overtime	0	Several times.	



**ASSISTS**

Season (82 games)	1,567	(19.1 apg)	2016-17
Season (66 games)	1,226	(18.6 apg)	2011-12
Season (50 games)	921	(18.4 apg)	1998-99
Game	6	vs. L.A. Clippers	4/19/06
	6	at New Jersey	2/10/98
Half	1	at Portland (2nd)	12/21/16
	1	vs. Utah (2nd)	12/20/02
Quarter	0	Several times. Most recently: vs. L.A. Lakers (4th)	1/7/19
Overtime	0	Several times.	

STEALS

Season (82 games)	490	(6.0 spg)	2007-08
Season (75 games)	460	(6.1 spg)	2019-20
Season (72 games)	450	(6.3 spg)	2020-21
Season (50 games)	352	(7.0 spg)	1998-99
Game	0	Several times. Most recently: at Miami	2/28/20
Half	0	Several times.	
Quarter	0	Several times.	
Overtime	0	Several times.	

BLOCKS

Season	214		1980-81
Game	0		Several times.

TURNOVERS

Season (82 games)	949	(11.6 avg.)	2002-03
Season (72 games)	869	(12.1 avg.)	2020-21
Season (50 games)	692	(13.8 avg.)	1998-99
Game	3	at Utah	2/23/19
Half	0	Several times. Most recently: vs. Milwaukee (1st)	12/28/15
Quarter	0	Several times.	
Overtime	0	Several times.	

FOULS

Season (82 games)	1,567	(19.1 avg.)	2016-17
Season (75 games)	1,462	(19.5 avg.)	2019-20
Season (72 games)	1,396	(19.4 avg.)	2020-21
Season (66 games)	1,226	(18.6 avg.)	2011-12
Season (50 games)	1,065	(21.3 avg.)	1998-99
Game	5	at San Antonio	11/20/99
Half	1	vs. Denver (2nd)	4/11/17
Quarter	0	Several times.	
Overtime	0	Several times.	

DISQUALIFICATIONS

Season (82 games)	4		2015-16
	4		2013-14
Season (66 games)	2		2011-12

MISCELLANEOUS**SINGLE GAME**

Longest game (OT)	3:07	vs. Oklahoma City	3/25/14
Longest game (2OT)	3:14	vs. Philadelphia	1/14/04
Longest game (3OT)	3:17	at Utah	4/16/12
Shortest game	1:40	at Seattle	1/7/85
Highest field goal percentage by Dallas in a loss	.627	at San Antonio (42-67)	11/1/86
Most points scored by Dallas in a loss (REG)	141	vs. Golden State (143)	1/18/92
Most points scored by Dallas in a loss (OT)	149	vs. Houston (153)	7/31/20^
Fewest points scored by Dallas in a victory	75	at L.A. Clippers (73)	4/10/06
Consecutive points scored (team)	28	at Golden State Score was Dallas 11 Golden State 12 at 8:40 in 1st Score was Dallas 39 Golden State 12 at 11:22 in 2nd Golden State scored at 11:00 in 2nd	4/27/21
Consecutive points allowed (team)	26	at L.A. Lakers Score was Dallas 51 L.A. Lakers 35 at 0:19.8 in 2nd Score was Dallas 51 L.A. Lakers 61 at 3:09 in 3rd Dallas scored at 1:51 in 3rd	4/6/97
Players scoring in double figures	9	Dallas (109) at Denver (106) Hardaway-14, Kleber-14, Dončić-12, Finney-Smith-12, Wright-12 Brunson-11, Curry-10, Jackson-10, Porzingis-10	10/29/19
	9	Dallas (151) vs. Seattle (129) Aguirre-28, Tarpley-25, Blackman-18, Harper-18, Donaldson-15 Perkins-12, Schrempf-10, Davis-10, Wennington-10	4/23/87*
	9	Dallas (147) at Seattle (124) Wood-25, Aguirre-24, Blackman-18, Harper-15, Schrempf-15, Donaldson-14, Tarpley-11, Perkins-10, Davis-10	11/6/86
Players scoring 20 or more points	4	Several times Most recently: vs. Houston (OT) Porzingis-39, Burke-31, Dončić-28, Hardaway-24	7/31/20^
Points off the bench	86	vs. L.A. Lakers (37)	5/8/11*
Quickest disqualification on personal fouls	3 minutes	Bubba Wells at Chicago	12/29/97
Earliest disqualification on personal fouls	3rd quarter-6:30 left	Loren Meyer vs. Miami	3/12/96
Consecutive points scored to open game (team)	17	vs. Sacramento, Franklin Edwards scored Kings' first points (5:57, 1st)	12/9/87
Technical fouls (team)	8	at Indiana Williams-2, Bradley-1, Harris-1, Nowitzki-1, def. 3 seconds-3 Referees: Ron Garretson, Ron Olesiak, Bernie Adams	3/24/04
Technical fouls (both teams)	12	vs. Golden State Dallas: Johnson-1, Howard-1, Nowitzki-1, Van Horn-1, Defensive 3 seconds-2 Golden State: Davis-1, Dunleavy-1, Richardson-1, Montgomery-1, Defensive 3 seconds-2 Referees: Mike Callahan, Rodney Mott, Bill Spooner	3/23/05
	12	vs. Portland Dallas: Easley-1, Finley-1, Bradley-2, illegal defense-1	12/20/00





Portland: Wallace-1, Dunleavy-2, Davis-2, Wells-1, Augmon-1
 Referees: Joe Forte, Ron Olesiak, Marc Davis

*Playoffs

^Game played in Orlando

INDIVIDUAL

Most 50-point games (single season)

1	LukaDončić	2021-22
1	Dirk Nowitzki	2005-06
1	Dirk Nowitzki	2004-05
1	Jim Jackson	1994-95
1	Jamal Mashburn	1994-95

Most 40-point games (single season)

7	Mark Aguirre	1983-84
---	--------------	---------

Most 30-point games (single season)

40	Mark Aguirre	1983-84
----	--------------	---------

Most 20-point games (single season)

72	Mark Aguirre	1983-84
----	--------------	---------

Most double-figure scoring games (single season)

81	Dirk Nowitzki	2005-06
----	---------------	---------

Most games with 10+ rebounds (single season)

56	James Donaldson	1986-87
----	-----------------	---------

Most games with 10+ assists (single season)

43	Jason Kidd	1995-96
----	------------	---------

Most triple-doubles (single season)

17	Luka Dončić	2019-20#
----	-------------	----------

Most point/rebound double-doubles (single season)

43	Roy Tarpley	1987-88
----	-------------	---------

Most point/assist double-doubles (single season)

32	Jason Kidd	1995-96
----	------------	---------

Consecutive games with 40+ points

2	Luka Dončić	(51) vs. L.A. Clippers	2/10/22
		(45) vs. L.A. Clippers	2/12/22
2	Luka Dončić	(46) vs. New Orleans	2/12/21
		(44) vs. Portland	2/14/21
2	Mark Aguirre	(40) vs. Golden State	3/1/86
		(42) at Phoenix (2OT)	3/3/86
2	Rolando Blackman	(43) vs. Portland	4/18/85*
		(41) vs. Portland	4/20/85*
2	Mark Aguirre	(40) at Golden State	12/10/83
		(40) at San Diego	12/11/83

Consecutive games with 30+ points

6	Mark Aguirre	1/8/83 through 1/18/83
---	--------------	------------------------

Consecutive games with 20+ points (regular season + playoffs)

42	Dirk Nowitzki	2/23/06 through 5/28/06*
----	---------------	--------------------------

Consecutive games with 20+ points (regular season only)

34	Mark Aguirre	11/22/83 through 2/1/84
----	--------------	-------------------------

Consecutive games with 10+ points (regular season + playoffs, spanning multiple seasons)

231	Dirk Nowitzki	3/14/04 through 11/27/06
-----	---------------	--------------------------

Consecutive games with 10+ points (regular season only, spanning multiple seasons)

190	Dirk Nowitzki	3/14/04 through 11/27/06
-----	---------------	--------------------------

Consecutive games with 10+ rebounds

13	DeAndre Jordan	12/12/18 through 1/4/19
----	----------------	-------------------------

Consecutive games with 10+ assists

8	Jason Kidd	4/8/96 through 4/21/96
---	------------	------------------------

Consecutive triple-doubles

2	Luka Dončić	2/4/22 through 2/6/22
2	Luka Dončić	1/15/21 through 1/17/21
2	Luka Dončić	8/21/20* through 8/23/20*
2	Luka Dončić	1/4/20 through 1/6/20
2	Luka Dončić	11/18/19 through 11/20/19
2	Luka Dončić	11/1/19 through 11/3/19
2	Luka Dončić	3/23/19 through 3/26/19
2	Antoine Walker	1/12/04 through 1/14/04
2	Jason Kidd	1/12/96 through 1/13/96
2	Jason Kidd	4/5/95 through 4/7/95

Consecutive point/rebound double-doubles

10	Dirk Nowitzki	5/4/03* through 5/21/03*
10	James Donaldson	2/6/89 through 3/8/89

Consecutive point/assist double-doubles

7	Luka Dončić	1/26/22 through 2/8/22
---	-------------	------------------------

Times leading team in scoring (including ties)

62	Mark Aguirre	1983-84
----	--------------	---------

Times leading team in points/rebounds/assists (including ties)

34	Luka Dončić	2021-22
----	-------------	---------

*Playoffs

Season reduced to 75 games

TEAM

100-point games (single season)	79		1985-86
Consecutive 100-point games	67		1/15/86 through 12/10/86
Games under 100 points (single season)	62		1996-97
Consecutive games under 100 points	18		3/15/97 through 4/16/97
Consecutive games allowing 100 or more points	33		12/18/92 through 2/24/93
Games holding opponent under 100 points (single season)	60		2006-07
	60		2005-06
Consecutive games holding opponent under 100 pts	15		12/30/11 through 1/23/12
Games shooting .500+ (single season)	49		1985-86
Consecutive games shooting .500+	8		2/28/84 through 3/13/84
Consecutive games shooting under .500	50		3/18/97 through 1/3/98
Games opponent shooting .500+ (single season)	50		1981-82
Consecutive games opponents shooting .500+	9		3/22/85 through 4/9/85
	9		1/17/84 through 2/3/84
Consecutive games opponents shooting under .500	32		10/27/10 through 1/11/11

CAREER

Consecutive starts	360	Michael Finley	2/17/97 through 12/27/00
Consecutive games played	381	Michael Finley	12/28/96 through 12/27/01
Consecutive games without fouling out	865	Rolando Blackman	10/30/81 through 4/19/92

ROOKIE LEADERS

POINTS

Season	1,732	Jay Vincent (21.4)	1981-82
Game	42	Mark Aguirre vs. Golden State	11/14/81

FIELD GOALS

Season	719	Jay Vincent (719-1,448)	1981-82
Game	18	Mark Aguirre vs. Golden State (18-40)	11/14/81

FIELD GOAL ATTEMPTS

Season	1,448	Jay Vincent (719-1,448)	1981-82
Game	40	Mark Aguirre vs. Golden State (18-40)	11/14/81

FIELD GOAL PERCENTAGE

Season (min. 100 FGA)	.533	Bill Garnett (170-319)	1982-83
Game	1.000	Several times. Most made without a miss:	
	6	Rodrigue Beaubois at Detroit	11/15/09
	6	Sean Rooks at Milwaukee	3/2/93
	6	Sean Rooks at L.A. Lakers	11/29/92

3-POINT FIELD GOALS

Season	168	Luka Dončić (168-514)	2018-19
Game	9	Yogi Ferrell at Portland (9-11)	2/3/17
	9	Rodrigue Beaubois at Golden State (9-11)	3/27/10

3-POINT FIELD GOAL ATTEMPTS

Season	514	Luka Dončić (168-514)	2018-19
Game (OT)	12	Jason Kidd at Houston (8-12) (2OT)	4/11/95
Game	11	Several times. Most recently:	
	11	Luka Dončić at Golden State (4-11)	3/23/19

3-POINT FIELD GOAL PERCENTAGE

Season (min. 50 3 FGA)	.434	Mike Iuzzolino (59-136)	1991-92
Game	1.000	Several times. Most made without a miss:	
	4	Dale Ellis at Golden State	4/15/84
	4	Dale Ellis at Philadelphia	3/30/84



**FREE THROWS**

Season	346	Luka Dončić (346-485)	2018-19
Game	12	Luka Dončić vs. Atlanta (12-15)	12/12/18
	12	Erick Strickland vs. New York (12-12)	3/11/97

FREE THROW ATTEMPTS

Season	485	Luka Dončić (346-485)	2018-19
Game	16	Luka Dončić vs. Phoenix (10-16)	1/9/19

FREE THROW PERCENTAGE

Season (min. 50 FTA)	.877	Yogi Ferrell (64-73)	2016-17
Game	1.000	Several times. Most made without a miss:	
	12	Erick Strickland vs. New York	3/11/97

REBOUNDS

Season	605	Popeye Jones (7.5)	1993-94
	605	Sam Perkins (7.4)	1984-85
Game	20	Roy Tarpley vs. Milwaukee	1/1/87

ASSISTS

Season	607	Jason Kidd	1994-95
Game	17	Jason Kidd at Golden State	3/13/95

STEALS

Season	151	Jason Kidd	1994-95
Game	6	Derek Harper at San Antonio	3/13/84
	6	Elston Turner vs. Utah	1/23/82

BLOCKS

Season	82	Kurt Nimphius	1981-82
Game	7	Bernard James at New Orleans	2/22/13

GAMES

Season	82	Rolando Blackman	1981-82
	82	Derek Harper	1983-84
	82	Sam Perkins	1984-85

STARTS

Season	79	Jason Kidd	1994-95
--------	----	------------	---------

MINUTES

Season	2,896	Jamal Mashburn	1993-94
Game (2OT)	49	Jason Kidd at Houston (2OT)	4/11/95
Game	48	Marquiss Daniels at Houston	4/14/04
	48	Marquis Daniels at Miami (OT)	3/26/04
	48	Mike Iuzzolino vs. Seattle	3/22/92

TRIPLE-DOUBLES

Season	8	Luka Dončić	2018-19
--------	---	-------------	---------

DOUBLE-DOUBLES

Season	24	Luka Dončić	2018-19
--------	----	-------------	---------

OPPONENT PLAYER HIGHS

Season	224	Adrian Dantley, Utah (37.3) (6 Games)	1980-81
Game	62	Kobe Bryant, at L.A. Lakers	12/20/05
Half	39	Jamal Crawford, Phoenix (2nd)	4/9/19
Quarter	30	Kobe Bryant, at L.A. Lakers (3rd)	12/20/05
Overtime	14	Luguentz Dort, Oklahoma City (1st)	2/2/22

FIELD GOALS

Season	82	Adrian Dantley, Utah (6 Games) (82-142, .577)	1980-81
Game (OT)	22	Andre Miller, Portland at Dallas (22-31) (OT)	1/30/10
Game	20	Anthony Davis, at New Orleans (20-32)	12/28/18
	20	Bernard King, New York at Dallas (20-28)	2/1/84

FIELD GOAL ATTEMPTS

Season	154	Hakeem Olajuwon, Houston (6 Games) (72-154, .468)	1983-84
Game	39	George Gervin, San Antonio at Dallas (18-39)	11/27/82

FIELD GOAL PERCENTAGE

Season	1.000	Several times. Most made without a miss:	
	15	Darius Songaila, New Orleans (3 Games)	2009-10

Season (min. 25 FGA)

	.824	Charles Barkley, Philadelphia (2 Games) (28-34)	1985-86
--	------	---	---------

Game	1.000	Several times. Most made without a miss:	
	10	Ivica Zubac, L.A. Clippers at Dallas ^A	8/6/20
	10	Byron Scott, L.A. Lakers at Dallas	2/26/86

^AGame played in Orlando**3-POINT FIELD GOALS**

Season	27	Klay Thompson, Golden State (4 Games) (27-47)	2015-16
--------	----	---	---------

Game	11	Stephen Curry, Golden State at Dallas (11-19)	2/6/21
------	----	---	--------

	11	Stephen Curry, Golden State at Dallas (11-19)	1/13/19
--	----	---	---------

3-POINT FIELD GOAL ATTEMPTS

Season	59	James Harden (4 Games) (19-59)	2018-19
--------	----	--------------------------------	---------

Game	19	Stephen Curry, Golden State at Dallas (11-19)	2/6/21
------	----	---	--------

	19	Stephen Curry, Golden State at Dallas (11-19)	1/13/19
--	----	---	---------

FREE THROWS

Season	60	Adrian Dantley, Utah (6 Games) (60-68, .882)	1980-81
--------	----	--	---------

Game	26	Adrian Dantley, at Utah (26-29)	10/31/80
------	----	---------------------------------	----------

FREE THROW ATTEMPTS

Season	71	Shaquille O'Neal, L.A. Lakers (4 Games) (39-71, .549)	2000-01
--------	----	---	---------

Game	29	Adrian Dantley, at Utah (26-29)	10/31/80
------	----	---------------------------------	----------

FREE THROW PERCENTAGE

Season	1.000	Several times. Most made without a miss:	
	25	Ray Allen, Milwaukee (2 Games, 7-7 FT) and Seattle (2 Games, 18-18 FT)	2002-03

Game (OT)	1.000	Several times. Most made without a miss:	
	21	Kevin Durant, Oklahoma City at Dallas (OT)	1/18/13

Game	1.000	Several times. Most made without a miss:	
	18	Damian Lillard, Portland at Dallas ^A	8/11/20

^AGame played in Orlando**REBOUNDS**

Season	109	Dennis Rodman, San Antonio (21.8) (5 Games)	1993-94
--------	-----	---	---------

Game	32	Dennis Rodman, at San Antonio	1/22/94
------	----	-------------------------------	---------

OFFENSIVE REBOUNDS

Season	36	Hakeem Olajuwon, Houston (6 Games)	1986-87
--------	----	------------------------------------	---------

	36	Moses Malone, Houston (6 Games)	1981-82
--	----	---------------------------------	---------

Game	13	Antawn Jamison, Golden State at Dallas	1/25/00
------	----	--	---------

	13	Antawn Jamison, Golden State at Dallas	1/25/00
--	----	--	---------

DEFENSIVE REBOUNDS

Season	78	Dennis Rodman, San Antonio (5 Games)	1993-94
--------	----	--------------------------------------	---------

Game	23	Dennis Rodman, at San Antonio	1/22/94
------	----	-------------------------------	---------

ASSISTS

Season	88	John Stockton, Utah (6 Games)	1988-89
--------	----	-------------------------------	---------

Game	25	Isiah Thomas, at Detroit	2/13/85
------	----	--------------------------	---------

	25	Isiah Thomas, at Detroit	2/13/85
--	----	--------------------------	---------

Season	21	Alvin Robertson, San Antonio (6 Games)	1985-86
--------	----	--	---------

Game	9	Chris Paul, at New Orleans	2/20/08
------	---	----------------------------	---------

	9	Chris Paul, at New Orleans	2/20/08
--	---	----------------------------	---------

Season	39	Mark Eaton, Utah (6 Games)	1984-85
--------	----	----------------------------	---------

Game	12	Mark Eaton, Utah at Dallas	2/26/85
------	----	----------------------------	---------

	12	Mark Eaton, at Utah	3/17/84
--	----	---------------------	---------



**TURNOVERS**

Season	30	Karl Malone, Utah (6 Games)	1985-86
Game	11	Monta Ellis, Golden State at Dallas	11/24/09
	11	Magic Johnson, at L.A. Lakers	4/15/91
	11	Artis Gilmore, San Antonio at Dallas	4/16/83

FOULS

Season	29	Several times. Most recently: Steve Johnson, San Antonio (6 Games)	1985-86
--------	----	---	---------

DISQUALIFICATIONS

Season	4	Tom Chambers, San Diego (5 Games)	1982-83
--------	---	-----------------------------------	---------

MINUTES

Season	273	Adrian Dantley, Utah (45.5) (6 Games)	1980-81
Game (2OT)	56	Jamaal Tinsley, at Indiana	2/5/02
Game (OT)	53	Several times. Most recently: Goran Dragić, at Houston	4/11/11
Game (REG)	48	Several times. Most recently: Ray McCallum, Sacramento at Dallas	3/29/14

TEAM OPPONENT HIGHS**POINTS**

Game (OT)	153	Houston (OT) ^A	7/31/20
Game	147	Golden State	2/4/21
1st Half	80	at Golden State	4/12/90
2nd Half	80	Phoenix	4/10/18
	80	Washington	1/18/05
1st Quarter	46	Minnesota	10/20/18
2nd Quarter	46	Miami	11/2/21
3rd Quarter	48	Phoenix	1/28/20
4th Quarter	47	at Toronto	12/22/19
	47	Chicago	1/5/18
Overtime	23	at Houston (1st)	4/11/95

^AGame played in Orlando**FIELD GOALS**

Game	64	Indiana (64-98)	1/5/87
------	----	-----------------	--------

FIELD GOAL ATTEMPTS

Game (2OT)	125	at Denver (2OT) (53-125)	4/10/15
Game (OT)	115	Philadelphia (OT) (53-115)	12/29/82
	115	Houston (OT) (48-115)	3/24/81
Game	113	Denver (45-113)	12/14/85

FIELD GOAL PERCENTAGE

Game	.707	San Antonio (53-75)	4/16/83
------	------	---------------------	---------

3-POINT FIELD GOALS

Game	23	at Houston (23-60)	2/11/19
------	----	--------------------	---------

3-POINT FIELD GOAL ATTEMPTS

Game	60	at Houston (23-60)	2/11/19
------	----	--------------------	---------

3-POINT FIELD GOAL PERCENTAGE

Game	1.000	Several times. Most made without a miss:	
	4	L.A. Lakers	11/4/88

FREE THROWS

Game	49	at Utah (49-61)	10/31/80
------	----	-----------------	----------

FREE THROW ATTEMPTS

Game	61	Miami (47-61)	12/8/92
	61	at Utah (49-61)	10/31/80

FREE THROW PERCENTAGE

Game	1.000	Several times. Most made without a miss:	
	28	at Atlanta	1/9/92

REBOUNDS

Game (OT)	69	at San Antonio (2OT)	3/13/84
Game	67	Phoenix	2/17/98

OFFENSIVE REBOUNDS

Game	33	at Golden State	11/6/99
------	----	-----------------	---------

DEFENSIVE REBOUNDS

Game	50	L.A. Lakers	11/24/12
	50	Phoenix	2/17/98
	50	at Houston	2/4/81

ASSISTS

Game	46	at Boston	12/18/85
------	----	-----------	----------

STEALS

Game	20	L.A. Lakers	12/13/94
------	----	-------------	----------

BLOCKS

Game	16	Utah	2/26/85
	16	at Philadelphia	2/23/83

TURNOVERS

Game	30	at Houston	3/7/04
	30	Washington	2/10/94
	30	Cleveland	11/15/86

FOULS

Game	41	Golden State (OT)	2/21/87
	41	Kansas City	11/20/82

DISQUALIFICATIONS

Game	4	at New Jersey (O'Koren, Turner, Richardson, B. Williams)	2/17/86
------	---	--	---------

TEAM OPPONENT LOWS**POINTS**

Game	60	Sacramento	1/14/12
1st Half	23	Sacramento	1/14/12
2nd Half	22	Utah	11/14/18
1st Quarter	9	Utah	2/11/15
2nd Quarter	8	at Minnesota	2/27/07
3rd Quarter	5	Denver	11/28/15
4th Quarter	8	Miami	12/25/11
Overtime	1	at L.A. Clippers (1st)	11/23/21
	1	Milwaukee (1st)	11/6/16

FIELD GOALS

Game	22	Sacramento (22-86)	1/14/12
------	----	--------------------	---------

FIELD GOAL ATTEMPTS

Game	53	at Utah (23-53)	12/12/97
------	----	-----------------	----------

FIELD GOAL PERCENTAGE

Game	.256	Sacramento (22-86)	1/14/12
------	------	--------------------	---------

3-POINT FIELD GOAL PERCENTAGE

Game	.000	Several times. Most attempted without a make:	
	15	at Sacramento	11/29/08

FREE THROWS

Game	2	at San Antonio (2-5)	11/20/99
	2	at Seattle (2-4)	1/7/85

FREE THROW ATTEMPTS

Game	4	at Seattle (2-4)	1/7/85
------	---	------------------	--------

FREE THROW PERCENTAGE

Game	.375	at Washington (6-16)	2/26/11
------	------	----------------------	---------

REBOUNDS

Game	24	at Vancouver	2/17/97
------	----	--------------	---------

OFFENSIVE REBOUNDS

Game	2	Several times. Most recently: at Houston	2/11/18
------	---	---	---------

DEFENSIVE REBOUNDS

Game	13	Utah	4/8/88
------	----	------	--------

ASSISTS

Game	8	Several times. Most recently: New Orleans	11/25/06
------	---	--	----------

STEALS

Game	0	Houston	11/12/91
	0	Utah	12/23/80

BLOCKS

Game	0	Several times. Most recently: at New Orleans	2/17/22
------	---	---	---------

TURNOVERS

Game	3	Cleveland	3/2/95
------	---	-----------	--------

FOULS

Game	8	at L.A. Lakers	11/28/08
------	---	----------------	----------





DALLAS MAVERICKS

AAC RECORDS

INDIVIDUAL HIGHS
TEAM HIGHS
TEAM LOWS
FIRSTS





INDIVIDUAL HIGHS

POINTS

Game	57	Stephen Curry, Golden State at Dallas	2/6/21
Half	39	Jamal Crawford, Phoenix at Dallas (2nd)	4/9/19
Quarter	29	Dirk Nowitzki, Dallas vs. Utah (4th)	11/3/09
Overtime	14	Lugentz Dort, Oklahoma City at Dallas (1st)	2/2/22
	14	Dirk Nowitzki, Dallas vs. Chicago (1st)	2/7/09

FIELD GOALS

Game	22	Andre Miller, Portland at Dallas (22-31)	1/30/10
Half	14	Steve Nash, Phoenix at Dallas (2nd) (14-18)	5/15/05*
Quarter	10	Luka Dončić, Dallas vs. L.A. Clippers (1st) (10-13)	2/10/22
	10	Antawn Jamison, Golden State at Dallas (1st) (10-12)	11/27/01
Overtime	5	O.J. Mayo, Dallas vs. Golden State (1st) (5-8)	11/19/12
	5	Dirk Nowitzki, Dallas vs. Chicago (1st) (5-7)	2/7/09

*Playoffs

FIELD GOAL ATTEMPTS

Game (OT)	36	Tracy McGrady, Houston at Dallas (OT) (19-36)	12/2/04
Game	34	Anthony Davis, New Orleans at Dallas (17-34)	2/25/17
Half	22	Anthony Davis, New Orleans at Dallas (1st) (13-22)	2/25/17
Quarter	14	Luka Dončić, Dallas vs. Chicago (3rd) (9-14)	1/6/20
Overtime	8	O.J. Mayo, Dallas vs. Golden State (1st) (5-8)	11/19/12

FIELD GOAL PERCENTAGE

Game	1.000	Several times. Most made without a miss:	
	9	Dwight Powell, Dallas vs. Minnesota	12/4/19
Half	1.000	Several times. Most made without a miss:	
	10	Zion Williamson, New Orleans at Dallas (1st)	2/12/21
Quarter	1.000	Several times. Most made without a miss:	
	8	Andre Miller, Denver at Dallas (3rd)	1/31/04
Overtime	1.000	Several times. Most made without a miss:	
	4	Kyrie Irving, Boston at Dallas (1st)	11/20/17
	4	Raymond Felton, Dallas vs. Denver (1st)	2/26/16
	4	Dirk Nowitzki, Dallas vs. Orlando (1st)	12/16/05

CONSECUTIVE FIELD GOALS

Single Game or Multiple Games

	12	Zion Williamson, New Orleans at Dallas	2/12/21
--	----	--	---------

3-POINT FIELD GOALS

Game	11	Stephen Curry, Golden State at Dallas (11-19)	2/6/21
	11	Stephen Curry, Golden State at Dallas (11-19)	1/13/19
Half	7	Luka Dončić, Dallas vs. L.A. Clippers (1st) (7-11)	2/10/22
	7	Stephen Curry, Golden State at Dallas (1st) (7-10)	2/6/21
Quarter	7	Luka Dončić, Dallas vs. L.A. Clippers (1st) (7-10)	2/10/22
Overtime	2	Several times. Most recently: Lugentz Dort, Oklahoma City at Dallas (1st) (2-3)	2/2/22

3-POINT FIELD GOAL ATTEMPTS

Game	19	Stephen Curry, Golden State at Dallas (11-19)	2/6/21
	19	Stephen Curry, Golden State at Dallas (11-19)	1/13/19

Half	12	Randy Foye, L.A. Clippers at Dallas (2nd) (6-12)	4/2/12
Quarter	10	Luka Dončić, Dallas vs. L.A. Clippers (1st) (7-10)	2/10/22
Overtime	3	Several times. Most recently: Lugentz Dort, Oklahoma City at Dallas (1st) (2-3)	2/2/22

3-POINT FIELD GOAL PERCENTAGE

Game	1.000	Several times. Most made without a miss:	
	8	Michael Finley, Dallas vs. Cleveland	3/26/05
Half	1.000	Several times. Most made without a miss:	
	5	Several times. Most recently: Jose Juan Barea, Dallas vs. Chicago (1st)	12/26/15
Quarter	1.000	Several times. Most made without a miss:	
	5	Several times. Most recently: Luka Dončić, Dallas vs. New Orleans (2nd)	5/12/21
Overtime	1.000	Several times. Most made without a miss:	
	2	Several times. Most recently: Maxi Kleber, Dallas vs. L.A. Lakers (1st)	12/15/21

FREE THROWS

Game	24	Dirk Nowitzki, Dallas vs. Oklahoma City (24-24)	5/17/11*
Half	19	Dirk Nowitzki, Dallas vs. Oklahoma City (2nd) (19-19)	5/17/11*
Quarter	14	Dirk Nowitzki, Dallas vs. Utah (4th) (14-14)	11/3/09
Overtime	6	Lugentz Dort, Oklahoma City at Dallas (1st) (6-6)	2/2/22
	6	Shawn Marion, Phoenix at Dallas (1st) (6-6)	5/20/05*

*Playoffs

FREE THROW ATTEMPTS

Game	24	Dirk Nowitzki, Dallas vs. Oklahoma City (24-24)	5/17/11*
	24	Dirk Nowitzki, Dallas vs. San Antonio (21-24)	5/13/06*
Half	19	Dirk Nowitzki, Dallas vs. Oklahoma City (2nd) (19-19)	5/17/11*
Quarter	14	Dirk Nowitzki, Dallas vs. Utah (4th) (14-14)	11/3/09
Overtime	10	Rudy Gobert, Utah at Dallas (1st) (5-10)	1/20/17

*Playoffs

FREE THROW PERCENTAGE

Game	1.000	Several times: Most made without a miss:	
	24	Dirk Nowitzki, Dallas vs. Oklahoma City	5/17/11*
Half	1.000	Several times. Most made without a miss:	
	19	Dirk Nowitzki, Dallas vs. Oklahoma City (2nd)	5/17/11*
Quarter	1.000	Several times. Most made without a miss:	
	14	Dirk Nowitzki, Dallas vs. Utah (4th)	11/3/09
Overtime	1.000	Several times. Most made without a miss:	
	6	Lugentz Dort, Oklahoma City at Dallas (1st)	2/2/22
	6	Shawn Marion, Phoenix at Dallas (1st)	5/20/05*

*Playoffs

REBOUNDS

Game	27	DeAndre Jordan, L.A. Clippers at Dallas	2/9/15
Half	17	DeAndre Jordan, L.A. Clippers at Dallas (2nd)	2/9/15
	17	Al-Farouq Aminu, New Orleans at Dallas (1st)	4/17/13
	17	Dirk Nowitzki, Dallas vs. Phoenix (2nd)	3/5/02
Quarter	14	Al-Farouq Aminu, New Orleans at Dallas (1st)	4/17/13
	14	Tyson Chandler, Dallas vs. Minnesota (3rd)	12/1/10
Overtime	7	Rudy Gobert, Utah at Dallas (1st)	1/20/17



**OFFENSIVE REBOUNDS**

Game	13	Tyson Chandler, Dallas vs. Portland	4/25/11*
Half	9	Erick Dampier, Dallas vs. L.A. Lakers (2nd)	11/11/08
Quarter	7	Brendan Haywood, Dallas vs. Philadelphia (2nd)	11/12/10
	7	Erick Dampier, Dallas vs. L.A. Lakers (3rd)	11/11/08
Overtime	4	Luka Dončić, Dallas vs. New Orleans (1st)	3/18/19
	4	Rudy Gobert, Utah at Dallas (1st)	1/20/17

*Playoffs

DEFENSIVE REBOUNDS

Game	22	Dwight Howard, Charlotte at Dallas	3/24/18
Half	16	Dirk Nowitzki, Dallas vs. Phoenix (2nd)	3/5/02
Quarter	10	Tyson Chandler, Dallas vs. Minnesota (3rd)	12/1/10
	10	Dirk Nowitzki, Dallas vs. Phoenix (4th)	3/5/02
Overtime	4	Several times. Most recently:	
	4	Jayson Tatum, Boston at Dallas (1st)	11/20/17

ASSISTS

Game	20	Luka Dončić, Dallas vs. Washington	5/1/21
	20	Jason Kidd, Dallas vs. Phoenix	4/5/09
Half	16	Jason Kidd, Dallas vs. Phoenix (1st)	4/5/09
Quarter	9	Rajon Rondo, Boston at Dallas (3rd)	11/8/10
	9	Jason Kidd, Dallas vs. Charlotte (3rd)	10/27/10
	9	Jose Juan Barea, Dallas vs. Toronto (4th)	11/7/09
Overtime	4	Luka Dončić, Dallas vs. New Orleans (1st)	3/18/19
	4	Jerry Stackhouse, Dallas vs. Houston (1st)	12/2/04

STEALS

Game	7	Several times. Most recently: Draymond Green, Golden State at Dallas	2/6/21
Half	5	Several times. Most recently: Devin Harris, Dallas vs. Phoenix (1st)	12/14/15
Quarter	4	Several times. Most recently: Delon Wright, Dallas vs. Denver (4th)	3/11/20
Overtime	3	Monta Ellis, Dallas vs. New York (1st)	11/26/14

*Playoffs

BLOCKS

Game	10	Serge Ibaka, Oklahoma City at Dallas	2/1/12
	10	Josh Smith, Atlanta at Dallas	12/18/04
Half	6	Karl-Anthony Towns, Minnesota at Dallas (2nd)	1/20/16
	6	Serge Ibaka, Oklahoma City at Dallas (2nd)	2/1/12
Quarter	4	Several times. Most recently: DeAndre Jordan, Dallas vs. Minnesota (3rd)	10/20/18
Overtime	2	Dirk Nowitzki, Dallas vs. Toronto (1st)	2/25/06

TURNOVERS

Game	11	Monta Ellis, Golden State at Dallas	11/24/09
Half	8	Monta Ellis, Golden State at Dallas (2nd)	11/24/09
Quarter	7	Monta Ellis, Golden State at Dallas (3rd)	2/3/10
Overtime	3	Jason Terry, Dallas vs. Phoenix (2nd)	3/14/07

MINUTES

Game (2OT)	57	Dirk Nowitzki, Dallas vs. Phoenix	3/14/07
Game (OT)	52	Quentin Richardson, Phoenix at Dallas	5/20/05*
	52	Michael Finley, Dallas vs. Sacramento	5/11/02*
Game (REG)	48	21 times. Most recently: Aaron Harrison, Dallas vs. Phoenix	4/10/18

*Playoffs

TEAM HIGHS**POINTS**

Game	147	Golden State at Dallas	2/4/21
First Half	83	Dallas vs. Sacramento	5/8/03*
Second Half	80	Phoenix at Dallas	4/10/18
	80	Washington at Dallas	1/18/05
1st Quarter	46	Minnesota at Dallas	10/20/18
2nd Quarter	46	Miami at Dallas	11/2/21
3rd Quarter	48	Phoenix at Dallas	1/28/20
4th Quarter	47	Chicago at Dallas	1/5/18
Overtime	20	Charlotte at Dallas (1st)	1/4/20
	20	Dallas vs. Boston (1st)	1/18/16
	20	Dallas vs. Houston (1st)	12/2/04

*Playoffs

FIELD GOALS

Game	58	Dallas (58-100) vs. Cleveland	11/22/19
Half	32	Dallas (32-50) vs. Sacramento (1st)	5/8/03*
Quarter	19	Sacramento (19-24) at Dallas (2nd)	4/18/21
Overtime	7	Dallas (7-9) vs. Chicago (1st)	2/7/09

*Playoffs

FIELD GOAL ATTEMPTS

Game (OT)	114	New Orleans (50-114) at Dallas (OT)	3/4/20
Game	107	Dallas (50-107) vs. Sacramento	2/24/04
Half	56	Several times. Most recently: L.A. Clippers (23-56) at Dallas (1st)	11/26/19
Quarter	31	Several times. Most recently: New Orleans (14-31) at Dallas (2nd)	3/4/20
Overtime	16	Dallas (6-16) vs. New Orleans (1st)	3/18/19

FIELD GOAL PERCENTAGE

Game	.652	Dallas (45-69) vs. Sacramento	11/3/07
Half	.756	Phoenix (31-41) at Dallas (2nd)	4/10/18
Quarter	.857	Dallas (12-14) vs. San Antonio (3rd)	12/9/08
	.857	Dallas (12-14) vs. Orlando (3rd)	4/5/05
Overtime	.857	Dallas (6-7) vs. Orlando (1st)	12/16/05

CONSECUTIVE FIELD GOALS

Game	12	Dallas vs. Chicago	11/25/03
-------------	----	--------------------	----------

3-POINT FIELD GOALS

Game	25	Dallas (25-45) vs. New Orleans	2/12/21
Half	15	Dallas (15-29) vs. Golden State (1st)	2/4/21
	15	Golden State (15-22) at Dallas (1st)	3/18/16
Quarter	10	Dallas (10-14) vs. Portland (3rd)	4/8/22
	10	Houston (10-14) at Dallas (1st)	1/24/18
Overtime	4	Dallas (4-4) vs. Boston (1st)	1/18/16

3-POINT FIELD GOAL ATTEMPTS

Game	53	Dallas (22-53) vs. Milwaukee	2/8/19
Half	30	Dallas (10-30) vs. Memphis (2nd)	4/5/19
Quarter	18	Dallas (7-18) vs. San Antonio (2nd)	10/28/21
	18	Dallas (6-18) vs. Memphis (4th)	3/6/20
Overtime	8	Houston (3-8) at Dallas (1st)	12/2/04
	8	Dallas (2-8) vs. Philadelphia (1st)	1/14/04

3-POINT FIELD GOAL PERCENTAGE

Game	.778	Dallas (14-18) vs. Cleveland	3/26/05
Half	1.000	Several times. Most made without a miss: Sacramento at Dallas (1st)	5/13/03*
Period	1.000	Several times. Most made without a miss: Sacramento at Dallas (2nd)	4/18/21
	6	Dallas vs. New Jersey (3rd)	2/18/09
Overtime	1.000	Several times. Most made without a miss: Dallas vs. Boston (1st)	1/18/16
	4		

*Playoffs



**FREE THROWS**

Game	46	Dallas (46-55) vs. Utah	4/16/06
Half	29	Dallas (29-34) vs. Memphis (2nd)	11/2/13
Period	21	Dallas (21-25) vs. Memphis (4th)	11/2/13
	21	Dallas (21-24) vs. New Jersey (4th)	1/15/05
	21	Dallas (21-23) vs. Phoenix (4th)	11/24/01
Overtime	9	New Orleans (9-10) at Dallas (1st)	3/18/19
	9	Phoenix (9-10) at Dallas (1st)	5/20/05*

*Playoffs

FREE THROW ATTEMPTS

Game	55	vs. Utah (46-55)	4/16/06
Half	34	vs. Memphis (29-34) (2nd)	11/2/13
Period	25	vs. Memphis (21-25) (4th)	11/2/13
Overtime	12	Utah at Dallas (7-12) (1st)	1/20/17

FREE THROW PERCENTAGE

Game	1.000	Several times. Most made without a miss:	
	29	vs. Washington	11/26/07
Half	1.000	Several times. Most made without a miss:	
	25	vs. Oklahoma City (2nd)	5/17/11*
Period	1.000	Several times. Most made without a miss:	
	18	vs. Utah (4th)	11/3/09
Overtime	1.000	Several times. Most made without a miss:	
	8	vs. L.A. Clippers (1st)	3/26/12

*Playoffs

REBOUNDS

Game	68	Sacramento at Dallas	4/26/04*
Half	37	L.A. Lakers at Dallas (2nd)	12/26/14
Period	23	New Orleans at Dallas (1st)	4/17/13
	23	Dallas vs. Atlanta (1st)	12/18/04
Overtime	11	Utah at Dallas (1st)	1/20/17

*Playoffs

OFFENSIVE REBOUNDS

Game	30	Dallas vs. Minnesota	3/10/03
Half	20	Dallas vs. Minnesota (1st)	3/10/03
Period	12	Dallas vs. Golden State (2nd)	4/22/07*
	12	Seattle at Dallas (2nd)	1/30/07
	12	Dallas vs. Minnesota (2nd)	3/10/03
Overtime	5	Utah at Dallas (1st)	1/20/17

*Playoffs

DEFENSIVE REBOUNDS

Game	50	L.A. Lakers at Dallas	11/24/12
Half	28	Dallas vs. New York (1st)	3/10/08
	28	Dallas vs. L.A. Lakers (1st)	11/19/02
Period	18	Dallas vs. Phoenix (1st)	4/9/19
	18	Dallas vs. L.A. Lakers (2nd)	11/19/02
Overtime	8	Dallas vs. Portland (1st)	3/20/16
	8	Dallas vs. Oklahoma City (1st)	3/25/14
	8	Dallas vs. Portland (2nd)	2/11/12

ASSISTS

Game	40	Dallas vs. New Orleans	11/11/03
Half	23	Dallas vs. New Orleans (1st)	2/28/10
Period	15	Dallas vs. New Orleans (1st)	11/11/03
Overtime	5	Several times. Most recently:	
		Dallas vs. Portland (1st)	3/20/16

STEALS

Game	19	Dallas vs. Sacramento	4/24/04*
Half	12	Dallas vs. Sacramento (2nd)	4/24/04*
Period	7	Several times. Most recently:	
		San Antonio at Dallas (3rd)	4/10/22
Overtime	5	Dallas vs. New York (1st)	11/26/14

*Playoffs

BLOCKS

Game	15	Dallas vs. Philadelphia	1/29/05
Half	11	Dallas vs. New Orleans (1st)	3/4/20
Period	7	Dallas vs. New Orleans (2nd)	3/4/20
Overtime	2	Several times. Most recently:	
		Dallas vs. Denver (1st)	4/12/13

TURNOVERS

Game	28	Philadelphia at Dallas	11/13/14
Half	17	Sacramento at Dallas (2nd)	11/11/14
Period	13	Dallas vs. Boston (2nd)	2/21/02
Overtime	6	New York at Dallas (1st)	11/26/14

FOULS

Game	37	Golden State at Dallas	4/4/15
Half	24	Oklahoma City at Dallas (2nd)	3/16/15
Period	16	Dallas vs. Sacramento (4th)	3/3/16
Overtime	7	Dallas vs. Utah (1st)	1/20/17
	7	Oklahoma City at Dallas (1st)	3/25/14

TEAM LOWS**POINTS**

Game	60	Sacramento at Dallas	1/14/12
First Half	23	Sacramento at Dallas	1/14/12
Second Half	22	Utah at Dallas	11/14/18
1st Period	9	Utah at Dallas	2/11/15
2nd Period	10	Oklahoma City at Dallas	3/27/17
	10	Dallas vs. Memphis	11/18/16
3rd Period	5	Denver at Dallas	11/28/15
4th Period	8	Miami at Dallas	12/25/11
Overtime	1	Milwaukee at Dallas (1st)	11/6/16

FIELD GOALS

Game	21	Dallas (21-73) vs. Memphis	11/18/16
Half	7	Washington (7-33) at Dallas (2nd)	11/21/06
Period	2	Several times. Most recently:	
		Denver (2-19) at Dallas (3rd)	11/28/15
Overtime	0	Milwaukee (0-4) at Dallas (1st)	11/6/16
	0	Dallas (0-6) vs. Sacramento (1st)	2/27/03

FIELD GOAL ATTEMPTS

Game	60	Dallas (30-60) vs. Memphis	4/8/16
Half	26	Dallas (16-26) vs. Utah (2nd)	1/28/06
	26	Utah (12-26) at Dallas (1st)	1/28/06
Period	10	Portland (4-10) at Dallas (4th)	4/19/11*
	10	Dallas (4-10) vs. Portland (4th)	4/16/11*
Overtime	4	Milwaukee Bucks (0-4) at Dallas	11/6/16

*Playoffs

FIELD GOAL PERCENTAGE

Game	.256	Sacramento (22-86) at Dallas	1/14/12
Half	.174	Sacramento (8-46) at Dallas (1st)	1/14/12
Period	.105	Denver (2-19) at Dallas (3rd)	11/28/15
	.105	Dallas (2-19) vs. New York (3rd)	3/30/07
Overtime	.000	Milwaukee (0-4) at Dallas (1st)	11/6/16
	.000	Dallas (0-6) vs. Sacramento (1st)	2/27/03

3-POINT FIELD GOALS

Game	0	Several times. Most recently:	
		Portland (0-11) at Dallas	1/10/07
Half	0	Several times. Most recently:	
		Miami (0-14) at Dallas (1st)	1/1/21
Period	0	Several times. Most recently:	
		L.A. Clippers (0-2) at Dallas (3rd)	5/28/21*
Overtime	0	Several times. Most recently:	
		New Orleans (0-3) at Dallas (1st)	3/4/20

*Playoffs

3-POINT FIELD GOAL ATTEMPTS

Game	2	Utah (1-2) at Dallas	3/8/03
Half	0	Atlanta (1st) at Dallas	2/26/07
	0	Utah (2nd) at Dallas	3/8/03
Period	0	Several times. Most recently:	
		Chicago at Dallas (4th)	1/17/21
Overtime	0	Several times. Most recently:	
		Dallas vs. L.A. Clippers (1st)	3/26/13



**3-POINT FIELD GOAL PERCENTAGE**

Game	.000	Several times. Most missed without a make: San Antonio	4/7/05
Half	.000	Several times. Most missed without a make: Miami (1st)	1/1/21
Period	.000	Several times. Most missed without a make: L.A. Lakers (4th)	4/24/21
	10	vs. Minnesota (3rd)	4/3/19
	10	vs. Milwaukee (4th)	12/30/02
Overtime	.000	Several times. Most missed without a make: Oklahoma City (1st)	3/25/14

FREE THROWS

Game	3	Golden State (3-6) at Dallas (OT)	4/1/14
	3	Dallas (3-36) vs. Sacramento	2/16/11
Half	0	Several times. Most recently: Dallas (0-1) vs. L.A. Clippers (1st)	3/15/21
Period	0	Several times. Most recently: Dallas (0-2) vs. L.A. Clippers (3rd)	5/30/21*
Overtime	0	Several times. Most recently: Utah (0-0) at Dallas(1st)	2/9/17

*Playoffs

FREE THROW ATTEMPTS

Game	5	Dallas (4-5) vs. L.A. Clippers	3/15/21
	5	Orlando (4-5) at Dallas	12/10/18
Half	0	Dallas vs. San Antonio (2nd)	4/7/17
	0	Golden State at Dallas (2nd)	4/1/14
Period	0	Several times. Most recently: L.A. Clippers at Dallas (2nd)	5/28/21*
Overtime	0	Several times. Most recently: Utah at Dallas (1st)	2/9/17

*Playoffs

FREE THROW PERCENTAGE

Game	.368	Miami (7-19) at Dallas	6/8/06*
Half	.000	Several times. Most missed without a make: Orlando (0-3) at Dallas (2nd)	2/20/13
	3	Memphis at Dallas (0-3)(1st)	12/23/08
Period	.000	Several times. Most missed without a make: Minnesota at Dallas (2nd)	12/1/10
	4	Dallas vs. Sacramento (2nd)	11/20/09
	4	Dallas vs. Oklahoma City (1st)	12/13/08
Overtime	.000	Several times. Most missed without a make: Dallas vs. Toronto (1st)	12/20/13
	2	Golden State at Dallas (1st)	11/8/04
	2	San Antonio at Dallas (1st)	3/20/03

*Playoffs

REBOUNDS

Game	25	Milwaukee at Dallas	2/25/09
Half	6	Memphis at Dallas (1st)	4/23/06*
Period	1	Dallas vs. Oklahoma City (3rd)	4/23/16*
Overtime	1	Several times. Most recently: Dallas vs. Oklahoma City (1st)	2/28/18

*Playoffs

OFFENSIVE REBOUNDS

Game	2	Dallas vs. Portland	2/7/17
	2	Dallas vs. Washington	1/3/17
	2	Dallas vs. Portland	11/5/12
Half	0	Several times. Most recently: Dallas vs. Atlanta (2nd)	2/10/21
Period	0	Several times. Most recently: Dallas vs. L.A. Clippers (3rd)	6/4/21*
Overtime	0	Several times. Most recently: Dallas vs. Miami (1st)	12/14/19

*Playoffs

DEFENSIVE REBOUNDS

Game	14	Detroit at Dallas	11/19/05
Half	4	Detroit at Dallas (2nd)	11/19/05
Period	0	Phoenix at Dallas (3rd)	12/14/15
Overtime	1	Several times. Most recently: Dallas vs. New Orleans (1st)	3/4/20

ASSISTS

Game	6	Dallas vs. L.A. Clippers	4/19/06
Half	1	Dallas vs. Utah (2nd)	12/20/02
Period	0	Several times. Most recently: Dallas vs. L.A. Lakers (4th)	1/7/19
Overtime	0	Several times. Most recently: Dallas vs. L.A. Lakers (1st)	11/1/19

STEALS

Game	1	Several times. Most recently: Dallas vs. Sacramento	2/12/20
Half	0	Several times. Most recently: Dallas vs. L.A. Clippers (1st)	5/30/21*
Period	0	Several times. Most recently: L.A. Clippers at Dallas (4th)	6/4/21*
Overtime	0	Several times. Most recently: Dallas vs. New Orleans (1st)	3/4/20
		New Orleans at Dallas (1st)	3/4/20

*Playoffs

BLOCKS

Game	0	Several times. Most recently: Cleveland at Dallas	5/7/21
Half	0	Several times. Most recently: Dallas vs. L.A. Clippers (2nd)	5/30/21*
Period	0	Several times. Most recently: Dallas vs. L.A. Clippers (4th)	6/4/21*
		L.A. Clippers at Dallas (3rd)	6/4/21*
		L.A. Clippers at Dallas (2nd)	6/4/21*
		Dallas vs. L.A. Clippers (1st)	6/4/21*
Overtime	0	Several times. Most recently: Dallas vs. New Orleans (1st)	3/4/20
		New Orleans at Dallas (1st)	3/4/20

*Playoffs

TURNOVERS

Game	4	Several times. Most recently: Philadelphia at Dallas	1/11/20
Half	0	Several times. Most recently: Houston at Dallas (1st)	1/24/18
Period	0	Several times. Most recently: L.A. Clippers at Dallas (1st)	5/30/21*
Overtime	0	Several times. Most recently: Dallas vs. New Orleans (1st)	3/4/20
		New Orleans at Dallas (1st)	3/4/20

*Playoffs

FOULS

Game	7	Dallas vs. Minnesota	12/30/08
Half	1	Dallas vs. Denver (2nd)	4/11/17
Period	0	Several times. Most recently: Dallas vs. Portland (4th)	1/17/20
Overtime	0	Several times. Most recently: Dallas vs. Denver (1st)	4/12/13





FIRSTS

AMERICAN AIRLINES CENTER FIRSTS

	PLAYER/TEAM	TIME	QTR	DATE
Point/Field Goal	Steve Nash (jumper)	11:09	1st	10/30/01 vs. Detroit
Field Goal Attempt	Steve Nash	11:46	1st	10/30/01 vs. Detroit
Slam Dunk	Michael Finley	8:30	2nd	10/30/01 vs. Detroit
3-Point FG	Michael Curry	4:30	1st	10/30/01 vs. Detroit
3-Point FGA	Steve Nash	6:53	1st	10/30/01 vs. Detroit
Free Throw	Dana Barros	10:54	1st	10/30/01 vs. Detroit
Free Throw Attempt	Dana Barros	10:54	1st	10/30/01 vs. Detroit
Offensive Rebound	Clifford Robinson	9:35	1st	10/30/01 vs. Detroit
Defensive Rebound	Ben Wallace	10:40	1st	10/30/01 vs. Detroit
Rebound	Ben Wallace	10:40	1st	10/30/01 vs. Detroit
Assist	Michael Curry	10:28	1st	10/30/01 vs. Detroit
Turnover	Juwan Howard	9:56	1st	10/30/01 vs. Detroit
Steal	Ben Wallace	3:40	1st	10/30/01 vs. Detroit
Block	Danny Manning	1:26	1st	10/30/01 vs. Detroit

Foul	Steve Nash	10:54	1st	10/30/01 vs. Detroit
Disqualification	Shawn Bradley	2:36	4th	10/30/01 vs. Detroit
Team Technical	Detroit (Def 3 Secs.)	11:22	2nd	10/30/01 vs. Detroit
Individual Technical	Del Harris	3:21	4th	10/30/01 vs. Detroit
Flagrant Foul	Michael Curry	0:43	4th	10/30/01 vs. Detroit
Ejection	Elden Campbell	3:41	4th	11/6/01 vs. Charlotte
Double-Double	Juwan Howard (10 pts-10 rebs)			10/30/01 vs. Detroit
	Steve Nash (14 pts-11 asts)			10/30/01 vs. Detroit
Triple-Double	Steve Nash (14 pts-10 rebs-12 asts)			11/17/03 vs. Portland
Game	Dallas 94, Detroit 87			10/30/01
Overtime Game	Houston 98, Dallas 95			4/11/02
Sellout	Dallas vs. Detroit			10/30/01
Dallas Starting Lineup	Juwan Howard, Greg Buckner, Dirk Nowitzki, Michael Finley, Steve Nash			10/30/01
Dallas Substitution	Danny Manning			10/30/01
Detroit Starting Lineup	Michael Curry, Clifford Robinson, Ben Wallace, Dana Barros, Jerry Stackhouse			10/30/01
Referees	Dick Bavetta, Michael Smith, Leroy Richardson			10/30/01
Opening Tip	Dirk Nowitzki vs. Ben Wallace, won by Dallas			10/30/01





DALLAS MAVERICKS

TWO-TEAM RECORDS

COMBINED HIGHS
COMBINED LOWS





HIGHS

POINTS

Game (2OT)	303	Dallas (156) at Houston (147) (2OT)	4/11/95
Game (OT)	302	Houston (153) at Dallas (149) (OT) ^	7/31/20
Game	288	Denver (139) at Dallas (149)	1/14/83
Half	160	Houston (75) at Dallas (85) (1st)^	7/31/20
	160	Denver (75) at Dallas (85) (1st)	1/14/83
Quarter	89	Denver (45) at Dallas (44) (2nd)	1/14/83
Overtime	46	Dallas (23) at Houston (23) (1st)	4/11/95

^Game Played in Orlando

FIELD GOALS

Game	122	Denver (57) at Dallas (65)	1/14/83
------	-----	----------------------------	---------

FIELD GOAL ATTEMPTS

Game (3OT)	235	Portland (121) at Dallas (114) (3OT)	12/29/89
Game (2OT)	234	Dallas (109) at Denver (125) (2OT)	4/10/15
	234	Dallas (128) at Houston (106) (2OT)	4/11/95
Game	218	Denver (104) at Dallas (114)	4/8/83

FIELD GOAL PERCENTAGE

Game	.622 (122-196)	Denver (57-94, .606) at Dallas (65-102, .637)	1/14/83
------	----------------	---	---------

3-POINT FIELD GOALS

Game	43	Dallas (22-47) at Portland (21-39)	1/23/20
------	----	------------------------------------	---------

3-POINT FIELD GOAL ATTEMPTS

Game (OT)	97	Milwaukee (15-44) at Dallas (17-53) (OT)^	8/8/20
	97	Houston (19-48) at Dallas (21-49) (OT)^	7/31/20
Game	96	Dallas (13-36) at Houston (23-60)	2/11/19

^Game played in Orlando

FREE THROWS

Game	88	Dallas (39) at Utah (49)	10/31/80
------	----	--------------------------	----------

FREE THROW ATTEMPTS

Game	105	Golden State (53) at Dallas (52)	1/18/92
	105	Dallas (44) at Utah (61)	10/31/80

FREE THROW PERCENTAGE

Game	.970 (32-33)	Dallas (10-10, 1.000) at Portland (22-23, .957)	4/23/11*
------	--------------	---	----------

*Playoff game

REBOUNDS

Game (OT)	130	Vancouver (54) at Dallas (76) (2OT)	12/28/95
Game	123	Sacramento (68) at Dallas (55)	4/26/04*

*Playoff game

OFFENSIVE REBOUNDS

Game (OT)	53	Vancouver (16) at Dallas (37) (2OT)	12/28/95
Game	48	Minnesota (18) at Dallas (30)	3/22/96
	48	Dallas (28) at Denver (20)	11/7/85

DEFENSIVE REBOUNDS

Game	96	Charlotte (49) at Dallas (47)	3/24/18
------	----	-------------------------------	---------

ASSISTS

Game	86	Denver (41) at Dallas (45)	1/14/83
------	----	----------------------------	---------

STEALS

Game	33	Dallas (14) at L.A. Lakers (19)	4/6/97
	33	Washington (14) at Dallas (19)	2/10/94

BLOCKS

Game	24	Dallas (9) at Utah (15)	11/2/05
	24	Dallas (11) at Denver (13)	1/12/95

TURNOVERS

Game	56	Dallas (32) at Denver (24)	10/15/80
------	----	----------------------------	----------

FOULS

Game	79	Kansas City (41) at Dallas (38)	11/20/82
------	----	---------------------------------	----------

DISQUALIFICATIONS

Game	5		Several times.
------	---	--	----------------

TECHNICAL FOULS

Game	12	Golden State 6 (Davis-1, Dunleavy-1, Richardson-1, Montgomery-1, defensive 3 seconds-2)	3/23/05
		Dallas 6 (Johnson-1, Howard-1, Nowitzki-1, Van Horn-1, defensive 3 seconds-2)	
	12	Portland 7 at Dallas (Wallace-1, Dunleavy-2, Davis-2, Wells-1, Augmon-1)	12/20/00
		Dallas 5 (Eisley-1, Finley-1, Bradley-2, illegal defense-1)	

LOWS

POINTS

Game	134	Dallas (66) at Utah (68)	12/12/97
Half	57	Dallas (23) at Philadelphia (34) (2nd)	2/11/08
Quarter	22	Dallas (12) at Indiana (10) (2nd)	2/13/98
Overtime	8	Dallas (4) at Indiana (4) (1st)	2/13/98

FIELD GOALS

Game	46	Dallas (20-68) at Utah (26-70)	2/26/99
------	----	--------------------------------	---------

FIELD GOAL ATTEMPTS

Game	116	Dallas (25-63) at Utah (23-53)	12/12/97
------	-----	--------------------------------	----------

FIELD GOAL PERCENTAGE

Game	0.333 (46-138)	Dallas (20-68) at Utah (26-70)	2/26/99
------	----------------	--------------------------------	---------

FREE THROWS

Game	11	Dallas (5) at Oklahoma City (6)	1/2/22
------	----	---------------------------------	--------

FREE THROW ATTEMPTS

Game	16	Dallas (7) at Oklahoma City (9)	1/2/22
	16	L.A. Clippers (11) at Dallas (5)	3/15/21

FREE THROW PERCENTAGE

Game	.464 (13-28)	San Antonio (9-15, .600) at Dallas (4-13, .308)	10/28/21
------	--------------	---	----------

REBOUNDS

Game	55	Dallas (30) at Portland (25)	3/9/06
------	----	------------------------------	--------

OFFENSIVE REBOUNDS

Game	5	Dallas (3) at Miami (2)	12/22/17
------	---	-------------------------	----------

DEFENSIVE REBOUNDS

Game	37	Utah (18) at Dallas (19)	12/8/07
	37	Dallas (19) at Seattle (18)	4/6/93

ASSISTS

Game	19	Dallas (8) at San Antonio (11)	5/7/06*
	19	L.A. Clippers (13) at Dallas (6)	4/19/06

*Playoff game

STEALS

Game	4	Several times. Most recently: Dallas (2) at New Orleans (2)	3/27/21
------	---	---	---------

BLOCKS

Game	0	Dallas at Minnesota	4/11/07
	0	Dallas at Miami (OT)	6/18/06*
	0	Washington at Dallas	2/10/82

*Playoff game

TURNOVERS

Game	11	Dallas (6) at New Orleans (5)	3/29/17
	11	New Jersey (7) at Dallas (4)	1/20/04

FOULS

Game	21	Seattle (11) at Dallas (10)	4/6/04
------	----	-----------------------------	--------





DALLAS MAVERICKS

PLAYOFFS

ALL-TIME RESULTS
MISCELLANEOUS
TOP PERFORMANCES
MAVS LEADERS
INDIVIDUAL RECORDS
TEAM HIGHS
TEAM LOWS
OPPONENT HIGHS/LOWS
LARGEST MARGINS





ALL-TIME RESULTS

2022 PLAYOFFS

FIRST ROUND vs. UTAH

No.	W-L	Date	Site	Dal-Opp	Series	Dallas High Scorer	Dallas High Reb.	Opp High Scorer	Attendance
1	L	4/16	AA Center	93-99	0-1	Brunson 24	Brunson 7	Mitchell 32	(c) 20,013
2	W	4/18	AA Center	110-104	1-1	Brunson 41	Brunson 8	Mitchell 34	(c) 20,113
3	W	4/21	Vivint Arena	126-110	2-1	Brunson 31	Finney-Smith 8	Mitchell 32	(c) 18,306
4	L	4/23	Vivint Arena	99-100	2-2	Dončić 30	Dončić 10	Clarkson 25	(c) 18,306
5	W	4/25	AA Center	102-77	3-2	Dončić 33	Dončić 13	Clarkson 20	(c) 20,577
6	W	4/28	Vivint Arena	98-96	4-2	Brunson/Dončić 24	Finney-Smith 10	Mitchell 23	(c) 18,306

CONFERENCE SEMIFINALS vs. PHOENIX

No.	W-L	Date	Site	Dal-Opp	Series	Dallas High Scorer	Dallas High Reb.	Opp High Scorer	Attendance
1	L	5/2	Footprint Center	114-121	0-1	Dončić 45	Dončić 12	Ayton 25	(c) 17,071
2	L	5/4	Footprint Center	109-129	0-2	Dončić 35	Brunson/Dončić 5	Booker 30	(c) 17,071
3	W	5/6	AA Center	103-94	1-2	Brunson 28	Dončić 13	Crowder 19	(c) 20,777
4	W	5/8	AA Center	111-101	2-2	Dončić 26	Finney-Smith 8	Booker 35	(c) 20,610
5	L	5/10	Footprint Center	80-110	2-3	Dončić 28	Dončić 11	Booker 28	(c) 17,071
6	W	5/12	AA Center	113-86	3-3	Dončić 33	Dončić 11	Ayton 21	(c) 20,777
7	W	5/15	Footprint Center	123-90	4-3	Dončić 35	Dončić 10	Johnson 12	(c) 17,071

CONFERENCE FINALS vs. GOLDEN STATE

No.	W-L	Date	Site	Dal-Opp	Series	Dallas High Scorer	Dallas High Reb.	Opp High Scorer	Attendance
1	L	5/18	Chase Center	87-112	0-1	Dončić 20	Dončić/Finney-Smith 7	Curry 21	(c) 18,064
2	L	5/20	Chase Center	117-126	0-2	Dončić 42	Finney-Smith 8	Curry 32	(c) 18,064
3	L	5/22	AA Center	100-109	0-3	Dončić 40	Dončić 11	Curry 31	(c) 20,813
4	W	5/24	AA Center	119-109	1-3	Dončić 30	Dončić 14	Curry 20	(c) 20,810
5	L	5/26	Chase Center	110-120	1-4	Dončić 28	Dončić 9	Thompson 32	(c) 18,064

2021 PLAYOFFS

FIRST ROUND vs. LOS ANGELES CLIPPERS

No.	W-L	Date	Site	Dal-Opp	Series	Dallas High Scorer	Dallas High Reb.	Opp High Scorer	Attendance
1	W	5/22	STAPLES Center	113-103	1-0	Dončić 31	Dončić 10	Leonard 26	6,117
2	W	5/25	STAPLES Center	127-121	2-0	Dončić 39	Dončić 7	Leonard 41	6,885
3	L	5/28	AA Center	108-118	2-1	Dončić 44	Dončić 9	Leonard 36	(c) 17,705
4	L	5/30	AA Center	81-106	2-2	Dončić 19	Finney-Smith 8	Leonard 29	(c) 17,761
5	W	6/2	STAPLES Center	105-100	3-2	Dončić 42	Dončić 8	George 23	7,428
6	L	6/4	AA Center	97-104	3-3	Dončić 29	Marjanović 9	Leonard 45	(c) 18,324
7	L	6/6	STAPLES Center	111-126	3-4	Dončić 46	Porzingis 11	Leonard 28	7,342

2020 PLAYOFFS

FIRST ROUND vs. LOS ANGELES CLIPPERS

No.	W-L	Date	Site	Dal-Opp	Series	Dallas High Scorer	Dallas High Reb.	Opp High Scorer	Attendance
1	L	8/17	AdventHealth Arena	110-118	0-1	Dončić 42	Marjanović 8	Leonard 29	N/A
2	W	8/19	AdventHealth Arena	127-114	1-1	Dončić 28	Kleber 10	Leonard 35	N/A
3	L	8/21	AdventHealth Arena	122-130	1-2	Porzingis 34	Porzingis 13	Leonard 36	N/A
4	W	8/23	AdventHealth Arena	135-133 (OT)	2-2	Dončić 43	Dončić 17	Williams 36	N/A
5	L	8/25	AdventHealth Arena	104-118	2-3	Dončić 22	Dončić 8	George 35	N/A
6	L	8/30	AdventHealth Arena	97-111	2-4	Dončić 38	Dončić/Burke 9	Leonard 33	N/A

2016 PLAYOFFS

FIRST ROUND vs. OKLAHOMA CITY

No.	W-L	Date	Site	Dal-Opp	Series	Dallas High Scorer	Dallas High Reb.	Opp High Scorer	Attendance
1	L	4/16	Chesapeake Arena	70-108	0-1	Nowitzki 18	Pachulia 6	Westbrook 24	(c) 18,203
2	W	4/18	Chesapeake Arena	85-84	1-1	Felton 21	Felton 11	Durant 21	(c) 18,203
3	L	4/21	AA Center	102-131	1-2	Matthews 22	Pachulia 6	Durant 34	(c) 20,150
4	L	4/23	AA Center	108-119	1-3	Nowitzki 27	Nowitzki 8	Kanter 28	(c) 20,516
5	L	4/25	Chesapeake Arena	104-118	1-4	Nowitzki 24	Powell 9	Westbrook 36	(c) 18,203

2015 PLAYOFFS

FIRST ROUND vs. HOUSTON

No.	W-L	Date	Site	Dal-Opp	Series	Dallas High Scorer	Dallas High Reb.	Opp High Scorer	Attendance
1	L	4/18	Toyota Center	108-118	0-1	Nowitzki 24	Chandler 18	Harden 24	(c) 18,231
2	L	4/21	Toyota Center	99-111	0-2	Ellis 24	Nowitzki 13	Howard 28	(c) 18,243
3	L	4/24	AA Center	128-130	0-3	Nowitzki/Ellis 34	Nowitzki/Chandler 8	Harden 42	(c) 20,651
4	W	4/26	AA Center	121-109	1-3	Ellis 31	Chandler 14	Harden 24	(c) 20,589
5	L	4/28	Toyota Center	94-103	1-4	Ellis 25	Nowitzki 14	Harden 28	(c) 18,231

2014 PLAYOFFS

FIRST ROUND vs. SAN ANTONIO

No.	W-L	Date	Site	Dal-Opp	Series	Dallas High Scorer	Dallas High Reb.	Opp High Scorer	Attendance
1	L	4/20	AT&T Center	85-90	0-1	Harris 19	Nowitzki 8	Duncan 27	(c) 18,581
2	W	4/23	AT&T Center	113-92	1-1	Ellis 21	Blair 7	Ginobili 27	(c) 18,581
3	W	4/26	AA Center	109-108	2-1	Ellis 29	Dalembert 10	Duncan 22	(c) 20,636
4	L	4/28	AA Center	89-93	2-2	Ellis 20	Dalembert 15	Ginobili 23	(c) 20,796
5	L	4/30	AT&T Center	103-109	2-3	Carter 28	Nowitzki 15	Parker 23	(c) 18,581
6	W	5/2	AA Center	113-111	3-3	Ellis 29	Blair 14	Parker 22	(c) 20,799
7	L	5/4	AT&T Center	96-119	3-4	Nowitzki 22	Nowitzki 9	Parker 32	(c) 18,581

2012 PLAYOFFS

FIRST ROUND vs. OKLAHOMA CITY

No.	W-L	Date	Site	Dal-Opp	Series	Dallas High Scorer	Dallas High Reb.	Opp High Scorer	Attendance
1	L	4/28	Chesapeake Arena	98-99	0-1	Nowitzki 25	Marion 8	Westbrook 28	(c) 18,203
2	L	4/30	Chesapeake Arena	99-102	0-2	Nowitzki 31	Marion 8	Westbrook 29	(c) 18,203
3	L	5/3	AA Center	79-95	0-3	Nowitzki 17	Marion 10	Durant 31	(c) 20,640
4	L	5/5	AA Center	97-103	0-4	Nowitzki 34	Carter 8	Harden 29	(c) 20,533

2011 PLAYOFFS

FIRST ROUND vs. PORTLAND

No.	W-L	Date	Site	Dal-Opp	Series	Dallas High Scorer	Dallas High Reb.	Opp High Scorer	Attendance
1	W	4/16	AA Center	89-81	1-0	Nowitzki 28	Nowitzki 10	Aldridge 27	(c) 20,541
2	W	4/19	AA Center	101-89	2-0	Nowitzki 33	Chandler 10	Aldridge 24	(c) 20,620
3	L	4/21	Rose Garden	92-97	2-1	Terry 29	Nowitzki 9	Matthews 25	(c) 20,217
4	L	4/23	Rose Garden	82-84	2-2	Nowitzki 20	Marion 11	Roy 24	(c) 20,357
5	W	4/25	AA Center	93-82	3-2	Nowitzki 25	Chandler 20	Miller 18	(c) 20,837
6	W	4/28	Rose Garden	103-96	4-2	Nowitzki 33	Nowitzki 11	Wallace 32	(c) 20,494



**CONFERENCE SEMIFINALS vs. L.A. LAKERS**

No.	W-L	Date	Site	Dal-Opp	Series	Dallas High Scorer	Dallas High Reb.	Opp High Scorer	Attendance
1	W	5/2	STAPLES Center	96-94	1-0	Nowitzki 28	Nowitzki 14	Bryant 36	(c) 18,997
2	W	5/4	STAPLES Center	93-91	2-0	Nowitzki 24	Marion 9	Bryant 23	(c) 18,997
3	W	5/6	AA Center	98-92	3-0	Nowitzki 32	Nowitzki 9	Bynum 21	(c) 21,156
4	W	5/8	AA Center	122-86	4-0	Terry 32	Chandler 9	Bryant 17	(c) 21,087

CONFERENCE FINALS vs. OKLAHOMA CITY

No.	W-L	Date	Site	Dal-Opp	Series	Dallas High Scorer	Dallas High Reb.	Opp High Scorer	Attendance
1	W	5/17	AA Center	121-112	1-0	Nowitzki 48	Chandler 9	Durant 40	(c) 20,911
2	L	5/19	AA Center	100-106	1-1	Nowitzki 29	Chandler 13	Durant 24	(c) 21,051
3	W	5/21	OKC Arena	93-87	2-1	Marion 18	Chandler 15	Westbrook 30	(c) 18,203
4	W	5/23	OKC Arena	112-105 (OT)	3-1	Nowitzki 40	Chandler 8	Durant 29	(c) 18,203
5	W	5/25	AA Center	100-96	4-1	Marion 26	Chandler/Nowitzki 9	Westbrook 31	(c) 21,092

NBA FINALS vs. MIAMI

No.	W-L	Date	Site	Dal-Opp	Series	Dallas High Scorer	Dallas High Reb.	Opp High Scorer	Attendance
1	L	5/31	AA Arena	84-92	0-1	Nowitzki 27	Marion 10	James 24	(c) 20,003
2	W	6/2	AA Arena	95-93	1-1	Nowitzki 24	Nowitzki 11	Wade 36	(c) 20,003
3	L	6/5	AA Center	86-88	1-2	Nowitzki 34	Chandler/Nowitzki 11	Wade 29	(c) 20,340
4	W	6/7	AA Center	86-83	2-2	Nowitzki 21	Chandler 16	Wade 32	(c) 20,430
5	W	6/9	AA Center	112-103	3-2	Nowitzki 29	Chandler 7	Wade 23	(c) 20,433
6	W	6/12	AA Arena	105-95	4-2	Terry 27	Nowitzki 11	James 21	(c) 20,003

2010 PLAYOFFS**FIRST ROUND vs. SAN ANTONIO**

No.	W-L	Date	Site	Dal-Opp	Series	Dallas High Scorer	Dallas High Reb.	Opp High Scorer	Attendance
1	W	4/18	AA Center	100-94	1-0	Nowitzki 36	Dampier 12	Duncan 27	(c) 20,372
2	L	4/21	AA Center	88-102	1-1	Terry 27	Nowitzki 10	Duncan 25	(c) 20,728
3	L	4/23	AT&T Center	90-94	1-2	Nowitzki 35	Nowitzki 7	Duncan 25	(c) 18,581
4	L	4/25	AT&T Center	89-92	1-3	Nowitzki 17	Nowitzki 11	Hill 29	(c) 18,581
5	W	4/27	AA Center	103-81	2-3	Butler 35	Butler 11	Parker 18	(c) 20,557
6	L	4/29	AT&T Center	87-97	2-4	Nowitzki 33	Kidd 8	Ginobili 26	(c) 18,581

2009 PLAYOFFS**FIRST ROUND vs. SAN ANTONIO**

No.	W-L	Date	Site	Dal-Opp	Series	Dallas High Scorer	Dallas High Reb.	Opp High Scorer	Attendance
1	W	4/18	AT&T Center	105-97	1-0	Howard 25	Dampier 11	Duncan 27	(c) 18,797
2	L	4/20	AT&T Center	84-105	1-1	Terry 16	Nowitzki 6	Parker 38	(c) 18,797
3	W	4/23	AA Center	88-67	2-1	Nowitzki 20	Dampier 9	Parker 12	(c) 20,491
4	W	4/25	AA Center	99-90	3-1	Howard 28	Nowitzki 13	Parker 43	(c) 20,829
5	W	4/28	AT&T Center	106-93	4-1	Nowitzki 31	Dampier 12	Duncan 30	(c) 18,797

CONFERENCE SEMIFINALS vs. DENVER

No.	W-L	Date	Site	Dal-Opp	Series	Dallas High Scorer	Dallas High Reb.	Opp High Scorer	Attendance
1	L	5/3	Pepsi Center	95-109	0-1	Nowitzki 28	Nowitzki 10	Nene 24	(c) 19,631
2	L	5/5	Pepsi Center	105-117	0-2	Nowitzki 35	Nowitzki 9	Anthony/Nene 25	(c) 19,890
3	L	5/9	AA Center	105-106	0-3	Nowitzki 33	Nowitzki 16	Billups 32	(c) 20,620
4	W	5/11	AA Center	119-117	1-3	Nowitzki 44	Nowitzki 13	Anthony 41	(c) 20,523
5	L	5/13	Pepsi Center	110-124	1-4	Nowitzki 32	Nowitzki 10	Anthony 30	(c) 19,962

2008 PLAYOFFS**FIRST ROUND vs. NEW ORLEANS**

No.	W-L	Date	Site	Dal-Opp	Series	Dallas High Scorer	Dallas High Reb.	Opp High Scorer	Attendance
1	L	4/19	New Orleans Arena	92-104	0-1	Nowitzki 31	Nowitzki 10	Paul 35	(c) 17,446
2	L	4/22	New Orleans Arena	103-127	0-2	Nowitzki 27	Bass 8	Paul 32	(c) 17,855
3	W	4/25	AA Center	97-87	1-2	Nowitzki 32	Nowitzki 19	Pargo 30	(c) 20,839
4	L	4/27	AA Center	84-97	1-3	Nowitzki 22	Nowitzki 13	West 24	(c) 20,644
5	L	4/29	New Orleans Arena	94-99	1-4	Nowitzki 22	Nowitzki 13	West 24	(c) 18,260

2007 PLAYOFFS**FIRST ROUND vs. GOLDEN STATE**

No.	W-L	Date	Site	Dal-Opp	Series	Dallas High Scorer	Dallas High Reb.	Opp High Scorer	Attendance
1	L	4/22	AA Center	85-97	0-1	Howard 21	Howard 13	Davis 33	(c) 20,732
2	W	4/25	AA Center	112-99	1-1	Terry 28	Howard 11	Jackson 30	(c) 20,867
3	L	4/27	ORACLE Arena	91-109	1-2	2 tied with 20	Nowitzki 12	Richardson 30	(c) 20,629
4	L	4/29	ORACLE Arena	99-103	1-3	Nowitzki 23	Nowitzki 15	Davis 33	(c) 20,672
5	W	5/1	AA Center	118-112	2-3	Nowitzki 30	Nowitzki 12	Davis 27	(c) 21,041
6	L	5/3	ORACLE Arena	86-111	2-4	2 tied with 20	Nowitzki 10	Jackson 33	(c) 20,677

2006 PLAYOFFS**FIRST ROUND vs. MEMPHIS**

No.	W-L	Date	Site	Dal-Opp	Series	Dallas High Scorer	Dallas High Reb.	Opp High Scorer	Attendance
1	W	4/23	AA Center	103-93	1-0	Nowitzki 31	Dampier 12	Gasol 24	(c) 20,340
2	W	4/26	AA Center	94-79	2-0	Nowitzki 31	3 tied with 6	Gasol 16	(c) 20,612
3	W	4/29	FedEx Forum	94-89 (OT)	3-0	Nowitzki 36	3 tied with 9	Atkin 20	17,871
4	W	5/1	FedEx Forum	102-76	4-0	Nowitzki 27	Howard 9	Gasol 25	15,104

CONFERENCE SEMIFINALS vs. SAN ANTONIO

No.	W-L	Date	Site	Dal-Opp	Series	Dallas High Scorer	Dallas High Reb.	Opp High Scorer	Attendance
1	L	5/7	AT&T Center	85-87	0-1	Stackhouse 24	Nowitzki 14	Duncan 31	(c) 18,797
2	W	5/9	AT&T Center	113-91	1-1	Howard 27	Howard/Nowitzki 9	Duncan 28	(c) 18,797
3	W	5/13	AA Center	104-103	2-1	Nowitzki 27	Nowitzki 15	Duncan 35	(c) 20,865
4	W	5/15	AA Center	123-118 (OT)	3-1	Terry 32	Dampier/Nowitzki 9	Parker 33	(c) 20,969
5	L	5/17	AT&T Center	97-98	3-2	Nowitzki 31	Nowitzki 10	Duncan 36	(c) 18,797
6	L	5/19	AA Center	86-91	3-3	Nowitzki 26	Nowitzki 21	Ginobili 30	(c) 20,986
7	W	5/22	AT&T Center	119-111 (OT)	4-3	Nowitzki 37	Nowitzki 15	Duncan 41	(c) 18,797

CONFERENCE FINALS vs. PHOENIX

No.	W-L	Date	Site	Dal-Opp	Series	Dallas High Scorer	Dallas High Reb.	Opp High Scorer	Attendance
1	W	5/24	AA Center	118-121	0-1	Harris 30	Nowitzki 19	Diaw 34	(c) 20,789
2	W	5/26	AA Center	105-98	1-1	Nowitzki 30	Nowitzki 14	Diaw 25	(c) 20,934
3	W	5/28	US Airways Center	95-88	2-1	Nowitzki 28	Nowitzki 17	Nash 21	(c) 18,422
4	L	5/30	US Airways Center	86-106	2-2	Howard 16	Howard 9	Barbosa 24	(c) 18,422
5	W	6/1	AA Center	117-101	3-2	Nowitzki 50	Nowitzki 12	T. Thomas 26	(c) 20,977
6	W	6/3	US Airways Center	102-93	4-2	Nowitzki 24	Howard 15	Diaw 30	(c) 18,422



**NBA FINALS vs. MIAMI**

No.	W-L	Date	Site	Dal-Opp	Series	Dallas High Scorer	Dallas High Reb.	Opp High Scorer	Attendance
1	W	6/8	AA Center	90-80	1-0	Terry 32	Howard 12	Wade 28	(c)20,475
2	W	6/11	AA Center	99-85	2-0	Nowitzki 26	Nowitzki 16	Wade 23	(c)20,459
3	L	6/13	AA Arena	96-98	2-1	Nowitzki 30	Dampier 9	Wade 42	(c)20,145
4	L	6/15	AA Arena	74-98	2-2	Terry 17	Nowitzki 9	Wade 36	(c)20,145
5	L	6/18	AA Arena	100-101 (OT)	2-3	Terry 35	Howard 10	Wade 43	(c)20,145
6	L	6/20	AA Center	92-95	2-4	Nowitzki 29	Nowitzki 15	Wade 36	(c)20,522

2005 PLAYOFFS**FIRST ROUND vs. HOUSTON**

No.	W-L	Date	Site	Dal-Opp	Series	Dallas High Scorer	Dallas High Reb.	Opp High Scorer	Attendance
1	L	4/23	AA Center	86-98	0-1	Nowitzki 21	Howard 10	McGrady 34	(c)20,768
2	L	4/25	AA Center	111-113	0-2	Nowitzki 26	Dampier 9	Yao 33	(c)20,884
3	W	4/28	Toyota Center	106-102	1-2	Nowitzki 28	ED/DN/JT 6	McGrady 28	(c)18,199
4	W	4/30	Toyota Center	97-93	2-2	Terry 32	Nowitzki 7	McGrady 36	(c)18,211
5	W	5/2	AA Center	103-100	3-2	Nowitzki 23	Nowitzki 13	Yao 30	(c)20,894
6	L	5/5	Toyota Center	83-101	3-3	Stackhouse 21	Nowitzki 13	McGrady 37	(c)18,215
7	W	5/7	AA Center	116-76	4-3	Terry 31	Nowitzki 14	Yao 33	(c)20,884

CONFERENCE SEMIFINALS vs. PHOENIX

No.	W-L	Date	Site	Dal-Opp	Series	Dallas High Scorer	Dallas High Reb.	Opp High Scorer	Attendance
1	L	5/9	Amer. West Arena	102-127	0-1	Nowitzki 28	Nowitzki 13	Stoudemire 40	(c)18,422
2	W	5/11	Amer. West Arena	108-106	1-1	Finley 31	Dampier/Nowitzki 12	Stoudemire 30	(c)18,422
3	L	5/13	AA Center	102-119	1-2	Nowitzki 21	Nowitzki 13	Stoudemire 37	(c)20,896
4	W	5/15	AA Center	119-109	2-2	Howard 29	Dampier 11	Nash 48	(c)20,894
5	L	5/18	Amer. West Arena	108-114	2-3	Nowitzki 34	Dampier 14	Nash 34	(c)18,422
6	L	5/20	AA Center	126-130 (OT)	2-4	Terry 36	Howard 14	Nash 39	(c)20,915

2004 PLAYOFFS**FIRST ROUND vs. SACRAMENTO**

No.	W-L	Date	Site	Dal-Opp	Series	Dallas High Scorer	Dallas High Reb.	Opp High Scorer	Attendance
1	L	4/18	ARCO Arena	105-116	0-1	Nowitzki 32	Nowitzki 13	Stojakovic 28	(c)17,317
2	L	4/20	ARCO Arena	79-83	0-2	Nowitzki 28	Daniels 11	Bibby 24	(c)17,317
3	W	4/24	AA Center	104-79	1-2	Daniels 22	Howard 14	Bibby/Webber 22	(c)20,580
4	L	4/26	AA Center	92-94	1-3	Nowitzki 21	Nowitzki 14	Bibby 22	(c)20,677
5	L	4/29	ARCO Arena	118-119	1-4	Nowitzki 31	Nowitzki 14	Bibby 36	(c)17,317

2003 PLAYOFFS**FIRST ROUND vs. PORTLAND**

No.	W-L	Date	Site	Dal-Opp	Series	Dallas High Scorer	Dallas High Reb.	Opp High Scorer	Attendance
1	W	4/19	AA Center	96-86	1-0	Nowitzki 46	Nowitzki 10	Wallace 29	(c)20,336
2	W	4/23	AA Center	103-99	2-0	Nash 28	Nowitzki 9	Wells 45	(c)20,356
3	W	4/25	Rose Garden	115-103	3-0	Nowitzki 42	Nowitzki 10	Patterson 19	(c)19,980
4	L	4/27	Rose Garden	79-98	3-1	Nowitzki 26	Nowitzki 11	Randolph 25	(c)19,980
5	L	4/30	AA Center	99-103	3-2	Nowitzki 35	Nowitzki 11	Randolph 22	(c)20,438
6	L	5/2	Rose Garden	103-125	3-3	Nash 21	Griffin 8	Randolph 21	(c)20,602
7	W	5/4	AA Center	107-95	4-3	Nowitzki 31	Nowitzki 11	S'damire/Wallace 17	(c)20,281

CONFERENCE SEMIFINALS vs. SACRAMENTO

No.	W-L	Date	Site	Dal-Opp	Series	Dallas High Scorer	Dallas High Reb.	Opp High Scorer	Attendance
1	L	5/6	AA Center	113-124	0-1	Fin/Nash/V'Exel 20	Nowitzki 11	Stojakovic 26	(c)20,525
2	W	5/8	AA Center	132-110	1-1	Van Exel 36	Nowitzki 12	Webber 31	(c)20,491
3	W	5/10	ARCO Arena	141-137 (2OT)	1-1	Van Exel 40	Nowitzki 20	Stojakovic 39	(c)17,317
4	L	5/11	ARCO Arena	83-99	2-2	Bell/Finley 16	Nowitzki 11	Turkoglu 17	(c)17,317
5	W	5/13	AA Center	112-99	3-2	Nash 25	Nowitzki 15	Christie 21	(c)20,556
6	L	5/15	ARCO Arena	109-115	3-3	Van Exel 35	Nowitzki 12	Stojakovic 24	(c)17,317
7	W	5/17	AA Center	112-99	4-3	Nowitzki 30	Nowitzki 19	Bibby 25	(c)20,595

CONFERENCE FINALS vs. SAN ANTONIO

No.	W-L	Date	Site	Dal-Opp	Series	Dallas High Scorer	Dallas High Reb.	Opp High Scorer	Attendance
1	W	5/19	SBC Center	113-110	1-0	Nowitzki 38	Nowitzki 15	Duncan 40	(c)18,797
2	L	5/21	SBC Center	106-119	1-1	Finley 29	Finley/Nowitzki 10	Duncan 32	(c)18,797
3	L	5/23	AA Center	83-96	1-2	Van Exel 16	Nowitzki 9	Duncan 34	(c)20,695
4	L	5/25	AA Center	95-102	1-3	Finley/Nash 25	Williams/Van Exel 8	Parker 25	(c)20,561
5	W	5/27	SBC Center	103-91	2-3	Finley 31	Fin/Naj/Williams 8	Duncan 23	(c)18,797
6	L	5/29	AA Center	78-90	2-4	Van Exel 19	LaFrentz 12	Jackson 24	(c)20,812

2002 PLAYOFFS**FIRST ROUND vs. MINNESOTA**

No.	W-L	Date	Site	Dal-Opp	Series	Dallas High Scorer	Dallas High Reb.	Opp High Scorer	Attendance
1	W	4/21	AA Center	101-94	1-0	Nowitzki 30	Nowitzki 15	Billups 25	(c)20,010
2	W	4/24	AA Center	122-110	2-0	Nowitzki 31	Nowitzki 15	Garnett 31	(c)20,084
3	W	4/28	Target Center	115-102	3-0	Nowitzki 39	Nowitzki 17	Garnett 22	(c)18,795

CONFERENCE SEMIFINALS vs. SACRAMENTO

No.	W-L	Date	Site	Dal-Opp	Series	Dallas High Scorer	Dallas High Reb.	Opp High Scorer	Attendance
1	L	5/4	ARCO Arena	91-108	0-1	Nowitzki 23	Nowitzki 14	Stojakovic 26	(c)17,317
2	W	5/6	ARCO Arena	110-102	1-1	Nash 30	Nowitzki 15	Webber/Bibby 22	(c)17,317
3	L	5/9	AA Center	119-125	1-2	Finley 37	LaFrentz 13	Webber 31	(c)20,265
4	L	5/11	AA Center	113-115 (OT)	1-3	Nowitzki 31	Nowitzki 12	Webber 30	(c)20,274
5	L	5/13	ARCO Arena	101-114	1-4	Nowitzki 32	Nowitzki 12	Webber/Bibby 23	(c)17,317

2001 PLAYOFFS**FIRST ROUND vs. UTAH**

No.	W-L	Date	Site	Dal-Opp	Series	Dallas High Scorer	Dallas High Reb.	Opp High Scorer	Attendance
1	L	4/21	Delta Center	86-88	0-1	Finley 26	Nowitzki 12	Malone 26	19,100
2	L	4/24	Delta Center	98-109	0-2	Finley 32	Finley/Bradley 8	Malone 34	(c)19,911
3	W	4/28	Reunion Arena	94-91	1-2	Nowitzki 33	Howard 11	Malone 29	(c)18,187
4	W	5/1	Reunion Arena	107-77	2-2	Nowitzki 33	Finley 12	Malone 25	(c)18,300
5	W	5/3	Delta Center	84-83	3-2	Finley 33	Howard 8	Malone 24	(c)19,911

CONFERENCE SEMIFINALS vs. SAN ANTONIO

No.	W-L	Date	Site	Dal-Opp	Series	Dallas High Scorer	Dallas High Reb.	Opp High Scorer	Attendance
1	L	5/5	Alamodome	78-94	0-1	Finley 17	Bradley 12	Duncan 31	32,798
2	L	5/7	Alamodome	86-100	0-2	Finley 24	Howard 11	Duncan 25	27,690
3	L	5/9	Reunion Arena	90-104	0-3	Nowitzki 15	Buckner 12	Robinson 19	(c)18,237
4	W	5/12	Reunion Arena	112-108	1-3	Nowitzki 30	Nowitzki 9	Duncan 29	(c)18,187
5	L	5/14	Alamodome	87-105	1-4	Nowitzki 42	Nowitzki 18	Duncan 32	25,853





**1990 PLAYOFFS
FIRST ROUND vs. PORTLAND**

No.	W-L	Date	Site	Dal-Opp	Series	Dallas High Scorer	Dallas High Reb.	Opp High Scorer	Attendance
1	L	4/26	Port. Mem. Col.	102-109	0-1	Harper 24	Tarpley 14	Porter 28	(c)12,884
2	L	4/28	Port. Mem. Col.	107-114	0-2	Harper 23	Tarpley 17	Duckworth 18	(c)12,884
3	L	5/1	Reunion Arena	92-106	0-3	Blackman 23	Tarpley 15	Kersey 29	(c)17,007

**1988 PLAYOFFS
FIRST ROUND vs. HOUSTON**

No.	W-L	Date	Site	Dal-Opp	Series	Dallas High Scorer	Dallas High Reb.	Opp High Scorer	Attendance
1	W	4/28	Reunion Arena	120-110	1-0	Tarpley 24	Tarpley 9	Olajuwon 34	(c)17,007
2	L	4/30	Reunion Arena	108-119	1-1	Tarpley 23	Tarpley 13	Floyd 42	(c)17,007
3	W	5/3	Summit	93-92	2-1	Tarpley 17	Tarpley 13	Olajuwon 35	(c)16,611
4	W	5/5	Summit	107-97	3-1	Aguirre 38	Donaldson 10	Olajuwon 40	(c)16,611

CONFERENCE SEMIFINALS vs. DENVER

No.	W-L	Date	Site	Dal-Opp	Series	Dallas High Scorer	Dallas High Reb.	Opp High Scorer	Attendance
1	L	5/10	McNichols	115-126	0-1	Aguirre 26	Donaldson 13	Lever 30	(c)17,022
2	W	5/12	McNichols	112-108	1-1	Blackman 31	Donaldson 13	English/Lever 22	(c)17,022
3	L	5/14	Reunion Arena	105-107	1-2	Perkins 17	Tarpley 15	English 23	(c)17,007
4	W	5/15	Reunion Arena	124-103	2-2	Aguirre 34	Tarpley 13	English 24	(c)17,007
5	W	5/17	McNichols	110-106	3-2	Aguirre 25	Tarpley 16	Schayes 33	(c)17,022
6	W	5/19	Reunion Arena	108-95	4-2	RB/SP 23	Tarpley 19	English 34	(c)17,007

CONFERENCE FINALS vs. L.A. LAKERS

No.	W-L	Date	Site	Dal-Opp	Series	Dallas High Scorer	Dallas High Reb.	Opp High Scorer	Attendance
1	L	5/23	Forum	98-113	0-1	RT/MA/RB 18	Tarpley 20	Worthy 28	(c)17,505
2	L	5/25	Forum	101-123	0-2	Aguirre 28	Tarpley 13	Scott 30	(c)17,505
3	W	5/27	Reunion Arena	106-94	1-2	Aguirre 23	Tarpley 20	Worthy 19	(c)17,007
4	W	5/29	Reunion Arena	118-104	2-2	Harper 35	Tarpley 13	Johnson 28	(c)17,007
5	L	5/31	Forum	102-119	2-3	Aguirre 31	Tarpley 11	Worthy 28	(c)17,505
6	W	6/2	Reunion Arena	105-103	3-3	Aguirre 23	Aguirre 13	Worthy/Scott 27	(c)17,007
7	L	6/4	Forum	102-117	3-4	Aguirre 24	Donaldson 14	Worthy 28	(c)17,505

1987 PLAYOFFS

FIRST ROUND vs. SEATTLE

No.	W-L	Date	Site	Dal-Opp	Series	Dallas High Scorer	Dallas High Reb.	Opp High Scorer	Attendance
1	W	4/23	Reunion Arena	151-129	1-0	Aguirre 28	Tarpley 11	Chambers 35	(c)17,007
2	L	4/25	Reunion Arena	110-112	1-1	Aguirre 28	Tarpley 8	Ellis 32	(c)17,007
3	L	4/28	Hec Ed	107-117	1-2	Harper 30	Perkins 11	Ellis 43	(c)8,150
4	L	4/30	Hec Ed	98-124	1-3	Blackman 25	Tarpley 17	Chambers 31	(c)8,150

1986 PLAYOFFS

FIRST ROUND vs. UTAH

No.	W-L	Date	Site	Dal-Opp	Series	Dallas High Scorer	Dallas High Reb.	Opp High Scorer	Attendance
1	W	4/18	Reunion Arena	101-93	1-0	Blackman 25	Perkins 15	Malone 23	(c)17,007
2	W	4/20	Reunion Arena	113-106	2-0	Aguirre 27	Perkins 10	Malone 31	(c)17,007
3	L	4/23	Salt Palace	98-100	2-1	Donaldson 17	Donaldson 20	Green 32	11,635
4	W	4/25	Salt Palace	117-113	3-1	Perkins 29	Perkins 12	Bailey 24	(c)12,683

CONFERENCE SEMIFINALS vs. L.A. LAKERS

No.	W-L	Date	Site	Dal-Opp	Series	Dallas High Scorer	Dallas High Reb.	Opp High Scorer	Attendance
1	L	4/27	Forum	116-130	0-1	Vincent 18	Donaldson 10	Abdul-Jabbar 28	(c)17,505
2	L	4/30	Forum	113-117	0-2	Aguirre 28	Aguirre 12	Abdul-Jabbar 26	(c)17,505
3	W	5/2	Reunion Arena	110-108	1-2	Aguirre 27	Donaldson 14	Abdul-Jabbar 28	(c)17,007
4	W	5/4	Reunion Arena	120-118	2-2	Aguirre 39	Donaldson 11	Abdul-Jabbar 33	(c)17,007
5	L	5/6	Forum	113-116	2-3	Aguirre 27	Donaldson 8	Abdul-Jabbar 34	(c)17,505
6	L	5/8	Reunion Arena	107-120	2-4	Aguirre 28	Donaldson 18	Abdul-Jabbar 27	(c)17,007

1985 PLAYOFFS

FIRST ROUND vs. PORTLAND

No.	W-L	Date	Site	Dal-Opp	Series	Dallas High Scorer	Dallas High Reb.	Opp High Scorer	Attendance
1	W	4/18	Reunion	139-131 (2OT)	1-0	Blackman 43	Aguirre 14	Vandeweghe 25	(c)17,007
2	L	4/20	Reunion	121-124 (OT)	1-1	Blackman 41	Perkins 19	Vandeweghe 27	(c)17,007
3	L	4/23	Port. Mem. Col.	109-122	1-2	MA/RB 30	JV/SP 9	Vandeweghe 24	(c)12,666
4	L	4/25	Port. Mem. Col.	113-115	1-3	Aguirre 39	Perkins 10	Vandeweghe 27	(c)12,666

1984 PLAYOFFS

FIRST ROUND vs. SEATTLE

No.	W-L	Date	Site	Dal-Opp	Series	Dallas High Scorer	Dallas High Reb.	Opp High Scorer	Attendance
1	W	4/17	Reunion Arena	88-86	1-0	Aguirre 20	Aguirre 11	Williams 37	(c)17,007
2	L	4/19	Reunion Arena	92-95	1-1	Blackman 28	Aguirre 17	Chambers 30	(c)17,007
3	L	4/21	Seattle Col.	94-104	1-2	Blackman 27	Vincent 10	Sikma 23	10,229
4	W	4/24	Kingdome	107-96	2-2	Aguirre 29	MA/JV 11	Sikma 27	11,893
5	W	4/26	Moody Col.	105-104 (OT)	3-2	Blackman 29	Vincent 10	Williams 27	(c)9,007

CONFERENCE SEMIFINALS vs. L.A. LAKERS

No.	W-L	Date	Site	Dal-Opp	Series	Dallas High Scorer	Dallas High Reb.	Opp High Scorer	Attendance
1	L	4/28	Forum	91-134	0-1	Aguirre 16	Nimphius 10	McGee 25	13,512
2	L	5/1	Forum	101-117	0-2	Blackman 27	Ellis 8	Johnson 27	15,298
3	W	5/4	Reunion Arena	125-115	1-2	Blackman 31	Cummings 14	Johnson 24	(c)17,007
4	L	5/6	Reunion Arena	115-122 (OT)	1-3	Aguirre 34	MA/JV 7	Abdul-Jabbar 33	(c)17,000
5	L	5/8	Forum	99-115	1-4	Blackman 25	Ellis 10	McGee 27	15,644





MISCELLANEOUS

ALL-TIME MAVERICKS TEAM PLAYOFF STATISTICS

SEASON	G	FGM	FGA	PCT	3PM	3PA	PCT	FTM	FTA	PCT	- Rebounds -			AST	PF-D	STL	TO	BLK	PTS	AVG
											OFF	DEF	TOT							
1984	10	397	901	.441	5	30	.167	218	261	.835	159	273	432	217	215-4	57	131	36	1017	101.7
1985	4	171	363	.471	9	24	.375	131	157	.834	62	107	169	98	94-2	29	61	10	482	120.5
1986	10	426	871	.489	30	58	.517	226	289	.782	139	280	419	250	215-2	66	142	31	1108	110.8
1987	4	175	356	.492	2	25	.080	114	152	.750	61	118	179	88	99-2	27	59	17	466	116.5
1988	17	730	1473	.496	25	93	.269	349	462	.755	279	482	761	411	353-4	126	253	87	1834	107.9
1990	3	115	243	.473	9	29	.310	62	81	.765	34	86	120	61	82-3	24	54	17	301	100.3
2001	10	322	808	.399	61	172	.355	217	256	.848	122	288	410	170	234-2	59	116	55	922	92.2
2002	8	318	704	.452	67	177	.379	169	202	.837	87	248	335	157	206-3	50	100	37	872	109.0
2003	20	774	1721	.450	184	463	.397	350	422	.829	223	618	841	408	486-6	121	250	103	2082	104.1
2004	5	191	482	.396	25	87	.287	91	118	.771	102	159	261	103	108-0	46	68	33	498	99.6
2005	13	495	1094	.452	86	227	.379	291	370	.786	187	378	565	227	295-5	94	171	66	1367	105.2
2006	23	831	1842	.451	110	347	.317	522	645	.809	280	701	987	351	587-6	152	295	99	2294	99.7
2007	6	205	485	.423	42	133	.316	139	180	.772	84	182	266	107	143-0	50	98	30	591	98.5
2008	5	158	394	.401	36	104	.346	118	150	.787	72	154	226	97	103-0	20	58	20	470	94.0
2009	10	356	757	.470	73	206	.354	231	284	.813	92	315	407	181	228-1	65	130	38	1016	101.6
2010	6	204	476	.429	38	116	.328	111	140	.793	72	191	263	111	135-1	45	78	30	557	92.8
2011	21	724	1572	.461	184	467	.394	431	533	.809	203	603	806	423	422-3	149	271	86	2063	98.2
2012	4	126	312	.404	32	86	.372	89	107	.832	42	120	162	62	83-0	32	58	14	373	93.3
2014	7	274	607	.451	59	157	.376	101	132	.765	82	203	285	134	142-0	46	80	29	708	101.1
2015	5	208	460	.452	38	122	.311	96	126	.762	68	169	237	106	136-1	35	71	23	550	110.0
2016	5	177	406	.436	31	107	.290	84	121	.694	46	130	176	103	120-0	30	59	12	469	93.8
2020	6	253	535	.473	81	225	.360	115	159	.723	46	213	259	129	135-0	39	76	22	702	117.0
2021	7	274	602	.455	95	245	.388	99	140	.707	72	212	284	145	142-0	39	77	15	742	106.0
2022	18	653	1455	.449	284	747	.380	324	420	.771	117	540	657	345	380-3	129	184	50	1914	106.3

ALL-TIME OPPONENTS TEAM PLAYOFF STATISTICS

SEASON	G	FGM	FGA	PCT	3PM	3PA	PCT	FTM	FTA	PCT	- Rebounds -			AST	PF-D	STL	TO	BLK	PTS	AVG
											OFF	DEF	TOT							
1984	10	461	891	.517	13	45	.289	153	212	.722	132	315	447	277	255-2	64	133	69	1088	108.8
1985	4	206	394	.523	5	20	.250	75	97	.773	70	130	200	123	120-4	31	61	20	492	123.0
1986	10	462	900	.513	18	43	.419	179	240	.746	133	284	417	288	248-1	65	120	49	1121	112.1
1987	4	188	373	.504	9	24	.375	97	126	.770	67	120	187	117	119-4	28	53	32	482	120.5
1988	17	726	1503	.483	49	137	.358	335	411	.815	253	451	704	442	381-3	128	210	78	1836	108.0
1990	3	120	261	.460	7	21	.333	82	116	.707	52	89	141	74	76-1	27	41	18	329	109.7
2001	10	354	775	.457	53	136	.390	198	274	.723	125	330	455	234	240-2	57	135	53	959	95.9
2002	8	315	683	.461	43	125	.344	197	259	.761	119	273	392	166	193-5	54	118	33	870	108.8
2003	20	746	1643	.454	132	379	.348	470	624	.753	260	668	928	462	441-6	138	274	89	2094	104.7
2004	5	186	421	.442	33	90	.367	86	121	.711	63	176	239	47.8	109-1	50	82	23	491	98.2
2005	13	507	1067	.475	106	253	.419	268	346	.775	161	388	549	250	308-5	92	182	77	1388	106.8
2006	23	801	1703	.470	122	354	.345	476	669	.712	201	679	880	371	562-9	141	330	110	2200	95.7
2007	6	220	474	.464	62	169	.367	129	176	.733	71	179	250	104	149-4	49	91	26	631	105.2
2008	5	198	408	.485	34	74	.459	84	108	.778	50	155	205	104	112-0	30	42	28	514	102.8
2009	10	374	776	.482	67	190	.353	210	285	.737	92	281	373	198	237-2	76	111	41	1025	102.5
2010	6	215	468	.459	25	78	.321	105	149	.705	67	184	251	109	119-0	37	75	19	560	93.3
2011	21	718	1606	.447	112	386	.290	394	512	.770	238	605	843	379	453-3	152	285	107	1942	92.5
2012	4	143	306	.467	32	84	.381	81	96	.844	29	128	157	70	97-2	35	51	29	399	99.8
2014	7	270	543	.497	49	128	.383	133	178	.747	62	229	291	139	137-1	50	96	25	722	103.1
2015	5	200	429	.466	46	131	.351	125	184	.679	56	174	230	117	123-0	39	72	26	571	114.2
2016	5	197	414	.476	51	140	.364	115	147	.782	68	168	236	107	112-0	38	65	23	560	112.0
2020	6	271	541	.501	84	208	.404	134	165	.812	52	226	278	127	147-1	43	72	20	760	126.7
2021	7	273	560	.488	94	252	.373	138	164	.841	62	232	294	158	144-3	48	77	35	778	111.1
2022	18	701	1470	.477	184	522	.352	315	394	.799	183	628	811	423	397-4	91	240	64	1901	105.6





TOP PERFORMANCES

POINTS

50	Dirk Nowitzki vs. Phoenix	6/1/06
48	Dirk Nowitzki vs. Oklahoma City	5/17/11
46	Luka Dončić at L.A. Clippers	6/6/21
46	Dirk Nowitzki vs. Portland	4/19/03
45	Luka Dončić at Phoenix	5/2/22
44	Luka Dončić vs. L.A. Clippers	5/28/21
44	Dirk Nowitzki vs. Denver	5/11/09
43	Luka Dončić vs. L.A. Clippers (OT) [^]	8/23/20
43	Rolando Blackman vs. Portland (2OT)	4/18/85
42	Luka Dončić at L.A. Clippers	6/2/21
42	Luka Dončić at L.A. Clippers [^]	8/17/20
42	Dirk Nowitzki at Portland	4/25/03
42	Dirk Nowitzki at San Antonio	5/14/01
41	Jalen Brunson vs. Utah	4/18/22
41	Rolando Blackman vs. Portland (OT)	4/20/85

[^]Game played in Orlando

REBOUNDS

21	Dirk Nowitzki vs. San Antonio	5/19/06
20	Tyson Chandler vs. Portland	4/25/11
20	Dirk Nowitzki at Sacramento (2OT)	5/10/03
20	Roy Tarpley vs. L.A. Lakers	5/27/88
20	Roy Tarpley at L.A. Lakers	5/23/88
20	James Donaldson at Utah	4/23/86
19	Dirk Nowitzki vs. New Orleans	4/25/08
19	Dirk Nowitzki vs. Phoenix	5/24/06
19	Dirk Nowitzki vs. Sacramento	5/17/03
19	Roy Tarpley vs. Denver	5/19/88
19	Sam Perkins vs. Portland (OT)	4/20/85

ASSISTS

16	Derek Harper at L.A. Lakers	4/30/86
15	Steve Nash vs. Sacramento	5/9/02
14	Luka Dončić at L.A. Clippers	6/6/21
14	Luka Dončić at L.A. Clippers	6/2/21
14	Jason Kidd vs. Portland	4/25/11
14	Steve Nash at Sacramento	4/29/04
14	Steve Nash vs. San Antonio	5/12/01
13	Luka Dončić vs. L.A. Clippers (OT) [^]	8/23/20
13	J.J. Barea vs. Houston	4/26/15
13	Steve Nash vs. Sacramento	5/17/03

[^]Game played in Orlando

OPPONENT TOP PERFORMANCES

POINTS

48	Steve Nash vs. Phoenix	5/15/05
45	Kawhi Leonard vs. L.A. Clippers	6/4/21
45	Bonzi Wells vs. Portland	4/23/03
43	Tony Parker vs. San Antonio	4/25/09
43	Dwyane Wade at Miami (OT)	6/18/06
43	Dale Ellis at Seattle	4/28/87
42	James Harden vs. Houston	4/24/15
42	Dwyane Wade at Miami	6/13/06
42	Sleepy Floyd vs. Houston	4/30/88
41	Kawhi Leonard at L.A. Clippers	5/25/21
41	Carmelo Anthony vs. Denver	5/11/09
41	Tim Duncan at San Antonio (OT)	5/22/06
41	Hakeem Olajuwon vs. Houston	4/30/88
40	Kevin Durant vs. Oklahoma City	5/17/11
40	Amar'e Stoudemire at Phoenix	5/9/05
40	Tim Duncan at San Antonio	5/19/03
40	Hakeem Olajuwon at Houston	5/5/88

REBOUNDS

26	Dwight Howard vs. Houston	4/24/15
26	Hakeem Olajuwon vs. Houston	4/30/88
24	Tim Duncan vs. San Antonio	5/23/03
22	Tim Duncan at San Antonio	5/7/01
21	Kevin Garnett vs. Minnesota	4/21/02
20	Tim Duncan vs. San Antonio	5/25/03
20	Tim Duncan at San Antonio	5/14/01
20	Sam Bowie vs. Portland (OT)	4/20/85

ASSISTS

20	Magic Johnson at L.A. Lakers	5/31/88
19	Magic Johnson at L.A. Lakers	5/25/88
18	John Stockton at Utah	4/21/01
17	Chris Paul at New Orleans	4/22/08
17	Steve Nash vs. Phoenix	5/13/05
17	Magic Johnson vs. L.A. Lakers	5/8/86
16	Steve Nash vs. Phoenix	5/24/06
16	Magic Johnson vs. L.A. Lakers (OT)	5/6/84

MAVS LEADERS

POINTS

Dirk Nowitzki	3,663
Jason Terry	1,466
Rolando Blackman	1,039
Mark Aguirre	1,035
Michael Finley	995

POINTS PER GAME (MIN. 5 GP)

LUKA DONČIĆ	32.5
Dirk Nowitzki	25.3
Mark Aguirre	23.0
Monta Ellis	22.8
Rolando Blackman	21.6

current players in CAPS

FIELD GOALS

Dirk Nowitzki	1,220
Jason Terry	532
Mark Aguirre	415
Rolando Blackman	409
Michael Finley	363

FIELD GOAL ATTEMPTS

Dirk Nowitzki	2,642
Jason Terry	1,188
Michael Finley	870
Mark Aguirre	843
Rolando Blackman	822

FIELD GOAL PERCENTAGE (MIN. 100 ATTEMPTS)

James Donaldson (117-170)	.688
Tyson Chandler (76-127)	.598
Erick Dampier (105-194)	.541
Brad Davis (125-236)	.530
Roy Tarpley (171-335)	.510

3-POINT FIELD GOALS

Jason Terry	167
Dirk Nowitzki	149
Michael Finley	109
LUKA DONČIĆ	98
Jason Kidd	88

current players in CAPS

3-POINT FIELD GOAL ATTEMPTS

Jason Terry	424
Dirk Nowitzki	408
Michael Finley	285
LUKA DONČIĆ	268
Jason Kidd	229

current players in CAPS



**3-POINT FIELD GOAL PERCENTAGE (MIN. 30 ATTEMPTS)**

Steve Nash (79-176)	449
Vince Carter (18-41)	439
Brad Davis (14-32)	438
DORIAN FINNEY-SMITH (27-67)	417
SPENCER DINWIDDIE (40-96)	417

current players in CAPS

FREE THROWS

Dirk Nowitzki	1,074
Jason Terry	235
Rolando Blackman	218
Josh Howard	208
Mark Aguirre	189

FREE THROW ATTEMPTS

Dirk Nowitzki	1,204
Jason Terry	284
Josh Howard	266
Mark Aguirre	260
Rolando Blackman	250

FREE THROW PERCENTAGE (MIN. 75 ATTEMPTS)

Steve Nash (127-141)	.901
Dirk Nowitzki (1,074-1,204)	.892
Rolando Blackman (218-250)	.872
Jay Vincent (108-125)	.864
Michael Finley (160-188)	.851

OFFENSIVE REBOUNDS

Dirk Nowitzki	212
Erick Dampier	170
Josh Howard	128
Roy Tarpley	115
Sam Perkins	107

DEFENSIVE REBOUNDS

Dirk Nowitzki	1,234
Josh Howard	316
LUKA DONČIĆ	243
Michael Finley	220
Jason Kidd	215

current players in CAPS

REBOUNDS

Dirk Nowitzki	1,446
Josh Howard	444
Erick Dampier	356
Roy Tarpley	307
Sam Perkins	302

REBOUNDS PER GAME (MIN. 5 GP)

Roy Tarpley	12.8
Antoine Walker	10.0
Dirk Nowitzki	10.0
Tyson Chandler	9.5
LUKA DONČIĆ	9.3

current players in CAPS

ASSISTS

Dirk Nowitzki	360
Steve Nash	324
Jason Kidd	312
Jason Terry	302
Derek Harper	295

ASSISTS PER GAME (MIN. 5 GP)

LUKA DONČIĆ	7.9
Steve Nash	7.5
Jason Kidd	6.8
Derek Harper	6.1
Jose Calderon	4.4

current players in CAPS

STEALS

Dirk Nowitzki	149
Jason Kidd	95
Jason Terry	87
Derek Harper	83
Michael Finley	71

BLOCKS

Dirk Nowitzki	129
Raef LaFrentz	65
Erick Dampier	59
Shawn Bradley	47
Roy Tarpley	43

TURNOVERS

Dirk Nowitzki	328
Jason Terry	158
Josh Howard	129
LUKA DONČIĆ	122
Steve Nash	118

current players in CAPS

FOULS

Dirk Nowitzki	407
Josh Howard	213
Erick Dampier	213
Jason Terry	199
Mark Aguirre	142

DISQUALIFICATIONS

Erick Dampier	5
Mark Aguirre	5
Raef LaFrentz	5
Josh Howard	4
Sam Perkins	4
Roy Tarpley	4

GAMES

Dirk Nowitzki	145
Jason Terry	87
Josh Howard	62
Erick Dampier	57
Michael Finley	56

STARTS

Dirk Nowitzki	145
Josh Howard	57
Michael Finley	56
Jason Kidd	46
Jason Terry	46

MINUTES

Dirk Nowitzki	5,895
Jason Terry	3,076
Michael Finley	2,316
Josh Howard	2,052
Rolando Blackman	1,889

INDIVIDUAL RECORDS**POINTS**

7-Game Series	250	Luka Dončić vs. L.A. Clippers (35.7)	2021
6-Game Series	186	Luka Dončić vs. L.A. Clippers (31.0)	2020
5-Game Series	172	Dirk Nowitzki vs. Denver (34.4)	2009
4-Game Series	131	Rolando Blackman vs. Portland (32.8)	1985
3-Game Series	100	Dirk Nowitzki vs. Minnesota (33.3)	2002
Game	50	Dirk Nowitzki vs. Phoenix	6/1/06
Half	35	Rolando Blackman vs. Portland (2nd)	4/20/85
Quarter	27	Mark Aguirre at Houston (3rd)	5/5/88
Overtime	9	Rolando Blackman vs. Portland (1st)	4/20/85



**FIELD GOALS**

7-Game Series	96	Luka Dončić vs. L.A. Clippers (96-196)	2021
6-Game Series	71	Mark Aguirre vs. L.A. Lakers (71-138)	1986
5-Game Series	55	Dirk Nowitzki vs. Denver (55-103)	2009
4-Game Series	47	Rolando Blackman vs. Portland (47-92)	1985
3-Game Series	30	Dirk Nowitzki vs. Minnesota (30-57)	2002
Game	19	Rolando Blackman vs. Portland (2OT) (19-33)	4/18/85
	19	Mark Aguirre vs. L.A. Lakers (19-30)	5/4/86
Half	15	Rolando Blackman vs. Portland (2nd) (15-20)	4/20/85
Quarter	10	Mark Aguirre vs. L.A. Lakers (1st)(10-13)	5/4/86
Overtime	4	Rolando Blackman vs. Portland (1st) (4-5)	4/20/85

FIELD GOAL ATTEMPTS

7-Game Series	196	Luka Dončić vs. L.A. Clippers (96-196)	2021
6-Game Series	138	Mark Aguirre vs. L.A. Lakers (71-138)	1986
5-Game Series	118	Luka Dončić vs. Golden State (49-118)	2022
4-Game Series	92	Rolando Blackman vs. Portland (47-92)	1985
3-Game Series	57	Dirk Nowitzki vs. Minnesota (30-57)	2002
Game	37	Luka Dončić vs. L.A. Clippers (17-37)	6/2/21
Half	20	Rolando Blackman vs. Portland (2nd) (15-20) (includes OT)	4/20/85
	20	Rolando Blackman vs. Portland (2nd) (14-20) (includes 2OT)	4/18/85
Quarter	13	Mark Aguirre vs. L.A. Lakers (1st) (10-13)	5/4/86
Overtime	6	Jason Terry vs. San Antonio (1st) (2-6)	5/15/06
	6	Rolando Blackman vs. Portland (2nd) (3-6)	4/18/85

^Game played in Orlando

FIELD GOAL PERCENTAGE

7-Game Series	.875	Dwight Powell vs. L.A. Clippers (7-8)	2021
6-Game Series	.781	James Donaldson vs. L.A. Lakers (25-32)	1986
5-Game Series	.682	Erick Dampier vs. San Antonio (15-22)	2009
4-Game Series	.731	James Donaldson vs. Houston (19-26)	1988
3-Game Series	.692	James Donaldson vs. Portland (9-13)	1990
Game	1.000	Several times. Most made without a miss:	
	8	Brad Davis at Utah	4/25/86
Half	1.000	Several times. Most made without a miss:	
	5	Four times. Most recently: DeJuan Blair vs. San Antonio (2nd)	4/28/14
Quarter	1.000	Several times. Most without a miss:	
	6	Five times. Most recently: Devin Harris vs. Phoenix (3rd)	5/24/06

3-POINT FIELD GOALS

7-Game Series	31	Luka Dončić vs. L.A. Clippers (31-76)	2021
6-Game Series	19	Tim Hardaway Jr. vs. L.A. Clippers (19-54)	2020
5-Game Series	18	Luka Dončić vs. Golden State (18-53)	2022
4-Game Series	13	Jason Terry vs. L.A. Lakers (13-19)	2011
3-Game Series	8	Dirk Nowitzki vs. Minnesota (8-11)	2002
	8	Steve Nash vs. Minnesota (8-18)	2002
Game	9	Jason Terry vs. L.A. Lakers (9-10)	5/8/11
Half	6	Maxi Kleber vs. Utah (2nd) (6-8)	4/18/22
	6	Jason Terry vs. L.A. Lakers (1st) (6-7)	5/8/11
Period	5	Luka Dončić vs. L.A. Clippers (1st) (5-6)	6/2/21
	5	Jason Terry vs. L.A. Lakers (2nd) (5-6)	5/8/11
Overtime	2	Jason Terry vs. Phoenix (1st) (2-3)	5/20/05

3-POINT FIELD GOAL ATTEMPTS

7-Game Series	76	Luka Dončić vs. L.A. Clippers (31-76)	2021
6-Game Series	54	Tim Hardaway Jr. vs. L.A. Clippers (19-54)	2020
5-Game Series	53	Luka Dončić vs. Golden State (18-53)	2022
4-Game Series	26	Jason Kidd vs. Oklahoma City (9-26)	2012
3-Game Series	18	Steve Nash vs. Minnesota (8-18)	2002
Game	13	Luka Dončić at Golden State (3-13)	5/26/22
	13	Luka Dončić vs. L.A. Clippers (7-13)	5/28/21
	13	Luka Dončić at L.A. Clippers (5-13)	5/25/21
Half	9	Luka Dončić at at Golden State (2nd) (3-9)	5/26/22
Quarter	6	Several times. Most recently: Dāvis Bertāns at Phoenix Suns (2nd) (3-6)	5/4/22
Overtime	3	Jason Terry vs. Phoenix (1st) (2-3)	5/20/05

3-POINT FIELD GOAL PERCENTAGE

7-Game Series	.606	Jason Terry vs. Houston (20-33)	2005
6-Game Series	.750	Austin Croshere vs. Golden State (3-4)	2007
5-Game Series	1.000	Jose Juan Barea vs. New Orleans (2-2)	2008
4-Game Series	.727	Dirk Nowitzki vs. L.A. Lakers (8-11)	2011
3-Game Series	.727	Dirk Nowitzki vs. Minnesota (8-11)	2002
Game	1.000	Several times. Most made without a miss:	
	6	Peja Stojaković vs. L.A. Lakers	5/8/11
Half	1.000	Several times. Most made without a miss:	
	4	Michael Finley at Phoenix (2nd)	5/11/05
	4	Dirk Nowitzki vs. Sacramento (1st)	5/8/03
Quarter	1.000	Several times. Most made without a miss:	
	3	Several times. Most recently: Luka Dončić at Phoenix (2nd)	5/4/22
Overtime	1.000	Several times. Most made without a miss:	
	1	Most recently: Trey Burke vs. L.A. Clippers (1st)^	8/23/20

^Game played in Orlando



**FREE THROWS**

7-Game Series	73	Dirk Nowitzki vs. San Antonio (73-80)	2006
6-Game Series	56	Dirk Nowitzki vs. Portland (56-63)	2011
5-Game Series	59	Dirk Nowitzki vs. Oklahoma City (59-61)	2011
4-Game Series	38	Dirk Nowitzki vs. Oklahoma City (38-42)	2012
3-Game Series	32	Dirk Nowitzki vs. Minnesota (32-36)	2002
Game	24	Dirk Nowitzki vs. Oklahoma City (24-24)	5/17/11
Half	19	Dirk Nowitzki vs. Oklahoma City (2nd) (19-19)	5/17/11
Quarter	13	Dirk Nowitzki vs. Oklahoma City (3rd) (13-13)	5/17/11
	13	Dirk Nowitzki vs. Portland (4th) (13-13)	4/16/11
Overtime	4	Jason Terry at San Antonio (1st) (4-4)	5/22/06

FREE THROW ATTEMPTS

7-Game Series	80	Dirk Nowitzki vs. San Antonio (73-80)	2006
6-Game Series	64	Luka Dončić vs. L.A. Clippers (42-64)	2020
5-Game Series	62	Dirk Nowitzki vs. Denver (57-62)	2009
4-Game Series	42	Dirk Nowitzki vs. Oklahoma City (38-42)	2012
3-Game Series	36	Dirk Nowitzki vs. Minnesota (32-36)	2002
Game	24	Dirk Nowitzki vs. Oklahoma City (24-24)	5/17/11
	24	Dirk Nowitzki vs. San Antonio (21-24)	5/13/06
Half	19	Dirk Nowitzki vs. Oklahoma City (2nd) (19-19)	5/17/11
Quarter	13	Dirk Nowitzki vs. Oklahoma City (3rd) (13-13)	5/17/11
	13	Dirk Nowitzki vs. Portland (4th) (13-13)	4/16/11
Overtime	4	Jason Terry at San Antonio (1st) (4-4)	5/22/06
	4	Jay Vincent vs. Seattle (1st) (2-4)	4/26/84

FREE THROW PERCENTAGE

7-Game Series	.944	Jason Terry vs. San Antonio (17-18)	2006
6-Game Series	1.000	Several times. Most made without a miss:	
	32	Michael Finley vs. San Antonio	2003
5-Game Series	1.000	Several times. Most made without a miss:	
	9	Pat Cummings vs. Seattle	1984
4-Game Series	1.000	Several times. Most made without a miss:	
	13	Brad Davis vs. Houston	1988
3-Game Series	1.000	Steve Nash vs. Minnesota (17-17)	2002
	1.000	Rolando Blackman vs. Portland (10-10)	1990
Game	1.000	Several times. Most made without a miss:	
	24	Dirk Nowitzki vs. Oklahoma City	5/17/11
Half	1.000	Several times. Most made without a miss:	
	19	Dirk Nowitzki vs. Oklahoma City (2nd)	5/17/11
Quarter	1.000	Several times. Most made without a miss:	
	13	Dirk Nowitzki vs. Portland (4th)	4/16/11
	13	Dirk Nowitzki vs. Oklahoma City (3rd)	5/17/01
Overtime	1.000	Several times. Most made without a miss:	
	4	Jason Terry at San Antonio (1st)	5/22/06

OFFENSIVE REBOUNDS

7-Game Series	44	Roy Tarpley vs. L.A. Lakers	1988
6-Game Series	31	Roy Tarpley vs. Denver	1988

5-Game Series

	27	Tyson Chandler vs. Houston	2015
4-Game Series	19	Erick Dampier vs. Memphis	2006
3-Game Series	10	Sam Perkins vs. Portland	1990
Game	13	Tyson Chandler vs. Portland	4/25/11
Half	7	Tyson Chandler vs. Portland (2nd)	4/25/11
	7	Roy Tarpley vs. L.A. Lakers (1st)	5/27/88
Quarter	6	Roy Tarpley vs. L.A. Lakers (2nd)	5/27/88
Overtime	2	Erick Dampier vs. San Antonio (1st)	5/15/06
	2	Sam Perkins vs. Portland (1st)	4/18/85

DEFENSIVE REBOUNDS

7-Game Series	91	Dirk Nowitzki vs. Sacramento	2003
6-Game Series	60	Dirk Nowitzki vs. Phoenix	2006
5-Game Series	50	Dirk Nowitzki vs. New Orleans	2008
4-Game Series	37	James Donaldson vs. Utah	1986
3-Game Series	42	Dirk Nowitzki vs. Minnesota	2002
Game	19	Dirk Nowitzki vs. San Antonio	5/19/06
Half	12	Dirk Nowitzki vs. San Antonio (2nd)	4/30/14
Quarter	9	James Donaldson vs. L.A. Lakers (3rd)	5/8/86
	9	Sam Perkins vs. Portland (1st)	4/20/85
Overtime	3	Jason Kidd at Oklahoma City (1st)	5/23/11
	3	Jay Vincent vs. Seattle (1st)	4/26/84

REBOUNDS

7-Game Series	100	Dirk Nowitzki vs. Sacramento	2003
6-Game Series	85	Roy Tarpley vs. Denver	1988
5-Game Series	60	Dirk Nowitzki vs. New Orleans	2008
4-Game Series	51	Sam Perkins vs. Portland	1985
3-Game Series	47	Dirk Nowitzki vs. Minnesota	2002
Game	21	Dirk Nowitzki vs. San Antonio	5/19/06
Half	14	Mark Aguirre vs. Seattle	4/19/84
Quarter	9	Several times. Most recently: Dirk Nowitzki vs. San Antonio (3rd)	5/19/06
Overtime	3	Several times. Most recently: Jason Kidd at Oklahoma City (1st)	5/23/11

ASSISTS

7-Game Series	72	Luka Dončić vs. L.A. Clippers	2021
6-Game Series	53	Derek Harper vs. L.A. Lakers	1986
5-Game Series	45	Steve Nash vs. Sacramento	2004
4-Game Series	33	Jason Kidd vs. L.A. Lakers	2011
3-Game Series	27	Steve Nash vs. Minnesota	2002
Game	16	Derek Harper at L.A. Lakers	4/30/86
Half	9	Jason Kidd vs. San Antonio (2nd)	4/18/10
	9	Steve Nash vs. Minnesota (2nd)	4/24/02
	9	Derek Harper at L.A. Lakers (2nd)	4/30/86
Quarter	7	Zaza Pachulia at Oklahoma City (2nd)	4/25/16
	7	Steve Nash vs. San Antonio (1st)	5/12/01
Overtime	2	Steve Nash at Sacramento (2nd)	5/10/03
	2	Steve Nash at Sacramento (1st)	5/10/03
	2	Rolando Blackman vs. Seattle (1st)	4/26/84



**STEALS**

7-Game Series			
	15	Luka Dončić vs. Phoenix	2022
6-Game Series			
	16	Derek Harper vs. L.A. Lakers	1986
5-Game Series			
	17	Jason Kidd vs. Oklahoma City	2011
4-Game Series			
	12	Jason Kidd vs. Oklahoma City	2012
3-Game Series			
	9	Dirk Nowitzki vs. Minnesota	2002
Game	7	Jason Kidd at Oklahoma City	4/28/12
	7	Derek Harper at L.A. Lakers	4/30/86
Half	5	Four times. Most recently: Jason Kidd at Oklahoma City (2nd)	4/28/12
Quarter	4	Dirk Nowitzki vs. Houston (3rd)	5/2/05
Overtime	2	Jay Vincent vs. Portland (1st)	4/20/85

BLOCKS

7-Game Series			
	18	Raef LaFrentz vs. Sacramento	2003
6-Game Series			
	16	Raef LaFrentz vs. San Antonio	2003
5-Game Series			
	15	Raef LaFrentz vs. Sacramento	2002
	15	Shawn Bradley vs. San Antonio	2001
	15	Shawn Bradley vs. Utah	2001
4-Game Series			
	9	Erick Dampier vs. Memphis	2006
3-Game Series			
	10	Roy Tarpley vs. Portland	1990
Game	6	Four times. Most recently: Raef LaFrentz at Sacramento	5/15/03
Half	6	Shawn Bradley at San Antonio (1st)	5/5/01
Quarter	5	Shawn Bradley at San Antonio (1st)	5/5/01
Overtime	2	Kurt Nimphius vs. Seattle (1st)	4/26/84

TURNOVERS

7-Game Series			
	32	Luka Dončić vs. L.A. Clippers	2021
6-Game Series			
	31	Luka Dončić vs. L.A. Clippers	2020
5-Game Series			
	22	Steve Nash vs. Sacramento	2002
4-Game Series			
	15	Jason Kidd vs. L.A. Lakers	2011
	15	Mark Aguirre vs. Portland	1985
3-Game Series			
	13	Rolando Blackman vs. Portland	1990
Game	11	Luka Dončić at L.A. Clippers ^A	8/17/20
Half	7	Luka Dončić at L.A. Clippers (1st) ^A	8/17/20
Quarter	5	Luka Dončić at L.A. Clippers (1st) ^A	8/17/20
	5	Jason Kidd at L.A. Lakers (3rd)	5/2/11
Overtime	2	Devin Harris vs. San Antonio (1st)	5/15/06

^AGame played in Orlando**FOULS**

7-Game Series			
	35	Erick Dampier vs. San Antonio	2006
	35	Josh Howard vs. Houston	2005
6-Game Series			
	29	Raef LaFrentz vs. San Antonio	2003
5-Game Series			
	24	Raef LaFrentz vs. Sacramento	2002
4-Game Series			
	21	Roy Tarpley vs. Houston	1988
3-Game Series			
	17	Sam Perkins vs. Portland	1990
Game	6	Several times. Most recently:	

Half	6	Reggie Bullock at Phoenix	5/2/22
Quarter	5	Several times Three times. Most recently: Dirk Nowitzki vs. Minnesota (4th)	4/24/02
Overtime	3	Devin Harris at Miami (1st)	6/18/06
	3	Dirk Nowitzki vs. Phoenix (1st)	5/20/05

DISQUALIFICATIONS

7-Game Series			
	3	Josh Howard vs. Houston	2005
6-Game Series			
	2	Roy Tarpley vs. Denver	1988
5-Game Series			
	2	Mark Aguirre vs. Seattle	1984
4-Game Series			
	1	Several times. Most recently: Roy Tarpley vs. Houston	1988
3-Game Series			
	2	Sam Perkins vs. Portland	1990

MINUTES

7-Game Series			
	310	Dirk Nowitzki vs. San Antonio	2006
6-Game Series			
	275	Michael Finley vs. San Antonio	2003
5-Game Series			
	234	Michael Finley vs. Sacramento	2002
4-Game Series			
	169	Rolando Blackman vs. Portland	1985
	169	Sam Perkins vs. Portland	1985
3-Game Series			
	139	Michael Finley vs. Minnesota	2002
Game (2OT)	58	Dirk Nowitzki at Sacramento	5/10/03
Game (OT)	52	Michael Finley vs. Sacramento	5/11/02
Game (REG)	48	Several times. Most recently: Dirk Nowitzki at New Orleans	4/29/08

TEAM HIGHS**POINTS**

7-Game Series			
	802	vs. Sacramento (114.6)	2003
6-Game Series			
	702	vs. L.A. Clippers (117.0)	2020
5-Game Series			
	550	vs. Houston (110.0)	2015
4-Game Series			
	482	vs. Portland (120.5)	1985
3-Game Series			
	338	vs. Minnesota (112.7)	2002
Game	151	vs. Seattle	4/23/87
1st Half	83	vs. Sacramento	5/8/03
2nd Half	74	vs. Seattle	4/23/87
1st Quarter	45	vs. L.A. Lakers	5/4/86
2nd Quarter	41	vs. Sacramento	5/9/02
3rd Quarter	43	vs. Seattle	4/23/87
4th Quarter	43	vs. Houston	4/28/88
Overtime	18	at Memphis (1st)	4/29/06
	18	vs. Portland (2nd)	4/18/85

FIELD GOALS

59	vs. Seattle (59-99)	4/23/87
----	---------------------	---------

FIELD GOAL ATTEMPTS

112	vs. Portland (2OT) (54-112)	4/18/85
105	at Seattle (39-105)	4/30/87

FIELD GOAL PERCENTAGE

.603	vs. L.A. Lakers (44-73)	5/8/11
------	-------------------------	--------

3-POINT FIELD GOALS

22	vs. Utah (22-47)	4/18/22
----	------------------	---------

3-POINT FIELD GOAL ATTEMPTS

48	at Golden State (11-48)	5/18/22
----	-------------------------	---------



**3-POINT FIELD GOAL PERCENTAGE**

1.000	vs. L.A. Lakers (5-5)	5/4/86
1.000	at Utah (5-5)	4/25/86

FREE THROWS

49	at San Antonio (49-50)	5/19/03
----	------------------------	---------

CONSECUTIVE FREE THROWS

51	Last 49 at San Antonio 5/19/03; first 2 at San Antonio 5/21/03	
----	--	--

FREE THROW ATTEMPTS

55	at Portland (48-55)	4/25/85
----	---------------------	---------

FREE THROW PERCENTAGE

1.000	Several times. Most recently: at Phoenix (12-12)	5/15/22
-------	---	---------

Most without a miss:

24	vs. Seattle	4/19/84
----	-------------	---------

OFFENSIVE REBOUNDS

26	at Seattle	4/30/87
----	------------	---------

DEFENSIVE REBOUNDS

46	vs. San Antonio	4/23/09
----	-----------------	---------

REBOUNDS

58	vs. Sacramento	5/13/03
----	----------------	---------

ASSISTS

36	Several times. Most recently: vs. Denver	5/15/88
----	---	---------

STEALS

19	vs. Sacramento	4/24/04
----	----------------	---------

BLOCKS

11	at Sacramento	4/18/04
----	---------------	---------

11	vs. Sacramento	5/13/03
----	----------------	---------

TURNOVERS

21	at L.A. Clippers ^A	8/17/20
----	-------------------------------	---------

^AGame played in Orlando

FOULS

38	at Miami (OT)	6/18/06
----	---------------	---------

36	at San Antonio	5/19/03
----	----------------	---------

DISQUALIFICATIONS

3	at San Antonio (OT)	5/22/06
---	---------------------	---------

2	Several times. Most recently: vs. San Antonio	5/15/06
---	--	---------

TEAM LOWS**POINTS****7-Game Series**

702	vs. Houston (100.3)	2005
-----	---------------------	------

702	vs. Portland (100.3)	2003
-----	----------------------	------

6-Game Series

551	vs. Miami (91.8)	2006
-----	------------------	------

5-Game Series

453	vs. San Antonio (90.6)	2001
-----	------------------------	------

4-Game Series

393	vs. Memphis (98.2)	2006
-----	--------------------	------

3-Game Series

301	vs. Portland (100.3)	1990
-----	----------------------	------

Game	70	at Oklahoma City	4/16/16
------	----	------------------	---------

1st Half	33	at Oklahoma City	4/16/16
----------	----	------------------	---------

	33	at Utah	5/3/01
--	----	---------	--------

2nd Half	27	at Portland	4/27/03
----------	----	-------------	---------

1st Quarter	8	at San Antonio	4/29/10
-------------	---	----------------	---------

2nd Quarter	13	vs. San Antonio	4/28/14
-------------	----	-----------------	---------

3rd Quarter	10	at Portland	4/27/03
-------------	----	-------------	---------

4th Quarter	7	at Miami	6/18/06
-------------	---	----------	---------

Overtime	4	vs. Sacramento (1st)	5/11/02
----------	---	----------------------	---------

FIELD GOALS

24	vs. Houston (24-68)	4/23/05
----	---------------------	---------

FIELD GOAL ATTEMPTS

66	vs. Portland (27-66)	4/16/11
----	----------------------	---------

66	vs. San Antonio (32-66)	5/13/06
----	-------------------------	---------

FIELD GOAL PERCENTAGE

.298	at Oklahoma City (25-84)	4/16/16
------	--------------------------	---------

3-POINT FIELD GOALS

0	Several times. Most recently: at San Antonio (0-11)	5/14/01
---	--	---------

3-POINT FIELD GOAL ATTEMPTS

0	at Seattle	4/24/84
---	------------	---------

3-POINT FIELD GOAL PERCENTAGE

.000	Several times. Most attempted without a make:	
------	---	--

11	at San Antonio	5/14/01
----	----------------	---------

FREE THROWS

4	vs. San Antonio (4-6)	5/23/03
---	-----------------------	---------

FREE THROW ATTEMPTS

6	vs. San Antonio (4-6)	5/23/03
---	-----------------------	---------

FREE THROW PERCENTAGE

.429	vs. Houston (9-21)	4/26/15
------	--------------------	---------

OFFENSIVE REBOUNDS

2	vs. Utah	4/18/22
---	----------	---------

DEFENSIVE REBOUNDS

15	at Portland	5/2/03
----	-------------	--------

REBOUNDS

25	at Phoenix	5/4/22
----	------------	--------

ASSISTS

8	at San Antonio	5/7/06
---	----------------	--------

STEALS

1	vs. Denver	5/9/09
---	------------	--------

1	at Utah	4/24/01
---	---------	---------

1	at Seattle	4/24/84
---	------------	---------

BLOCKS

0	Several times. Most recently: at Phoenix	5/10/22
---	---	---------

TURNOVERS

3	vs. Utah	4/18/22
---	----------	---------

FOULS

12	vs. Phoenix	5/26/06
----	-------------	---------

OPPONENT PLAYER HIGHS**POINTS**

48	Steve Nash, Phoenix	5/15/05
----	---------------------	---------

FIELD GOALS

20	Steve Nash, Phoenix (20-28)	5/15/05
----	-----------------------------	---------

FIELD GOAL ATTEMPTS

33	Kevin Durant, at Oklahoma City (7-33)	4/18/16
----	---------------------------------------	---------

FIELD GOAL PERCENTAGE

1.000	Several times. Most made without a miss:	
-------	--	--

9	Bob Hansen, at Utah	4/25/86
---	---------------------	---------

3-POINT FIELD GOALS

8	Klay Thompson, at Golden State (8-16)	5/26/22
---	---------------------------------------	---------

3-POINT FIELD GOAL ATTEMPTS

16	Klay Thompson, at Golden State (8-12)	5/26/22
----	---------------------------------------	---------

3-POINT FIELD GOAL PERCENTAGE

1.000	Most made without a miss:	
-------	---------------------------	--

5	Michael Finley, at San Antonio	4/18/09
---	--------------------------------	---------

5	Mike Bibby, Sacramento	5/9/02
---	------------------------	--------

FREE THROWS

21	Dwyane Wade, at Miami (OT) (21-25)	6/18/06
----	------------------------------------	---------

18	Kevin Durant, Oklahoma City (18-19)	5/17/11
----	-------------------------------------	---------

FREE THROW ATTEMPTS

25	Dwyane Wade, at Miami (OT) (21-25)	6/18/06
----	------------------------------------	---------

23	Tim Duncan, at San Antonio (17-23)	5/22/06
----	------------------------------------	---------

FREE THROW PERCENTAGE

1.000	Several times. Most made without a miss:	
-------	--	--

13	James Harden, at Houston	4/21/15
----	--------------------------	---------

OFFENSIVE REBOUNDS

11	Dwight Howard, Houston	4/24/15
----	------------------------	---------

DEFENSIVE REBOUNDS

19	Hakeem Olajuwon, Houston	4/30/88
----	--------------------------	---------



**REBOUNDS**

26	Dwight Howard, Houston	4/24/15
26	Hakeem Olajuwon, Houston	4/30/88

ASSISTS

20	Magic Johnson, at L.A. Lakers	5/31/88
----	-------------------------------	---------

STEALS

6	Manu Ginobili, at San Antonio	5/4/14
6	Doug Christie, Sacramento (OT)	5/11/02

BLOCKS

7	Clemon Johnson, at Seattle	4/30/87
7	Mark Eaton, Utah	4/20/86

TURNOVERS

9	Kevin Durant, at Oklahoma City (OT)	5/23/11
9	Steve Nash, Phoenix	5/15/05

MINUTES

Game (2OT)	56	Peja Stojakovic, at Sacramento	5/10/03
Game (OT)	52	Quentin Richardson, Phoenix	5/20/05
Game (REG)	48	Shawn Marion, at Phoenix	5/18/05
	48	David Wesley, vs. Houston	5/2/05
	48	Bonzi Wells, at Portland	4/27/03

TEAM OPPONENT HIGHS**POINTS**

7-Game Series	778	L.A. Clippers (106.0)	2021
6-Game Series	760	L.A. Clippers (126.7)	2020
5-Game Series	603	L.A. Lakers (120.6)	1984
4-Game Series	492	Portland (123.0)	1985
3-Game Series	329	Portland (109.7)	1990
Game	154	at L.A. Clippers [^]	8/25/20
1st Half	76	at L.A. Clippers [^]	8/25/20
2nd Half	78	at L.A. Clippers [^]	8/25/20
1st Quarter	42	Houston	4/24/15
2nd Quarter	45	L.A. Clippers [^]	8/21/20
3rd Quarter	40	at Utah	4/21/22
4th Quarter	43	at L.A. Clippers [^]	8/25/20
Overtime	19	Phoenix (1st)	5/20/05

[^]Game played in Orlando**FIELD GOALS**

57	Portland (57-102) (2OT)	4/18/85
53	at L.A. Clippers (53-84) [^]	8/25/20

[^]Game played in Orlando**FIELD GOAL ATTEMPTS**

108	at Sacramento (2OT) (52-108)	5/10/03
107	Seattle (52-107)	4/23/87

FIELD GOAL PERCENTAGE

.645	at Phoenix (49-76)	5/4/22
------	--------------------	--------

3-POINT FIELD GOALS

22	at L.A. Clippers (22-35) [^]	8/25/20
----	---------------------------------------	---------

[^]Game played in Orlando**3-POINT FIELD GOAL ATTEMPTS**

43	at L.A. Clippers (20-43)	6/6/21
----	--------------------------	--------

3-POINT FIELD GOAL PERCENTAGE

1.000	at Utah (1-1)	4/23/86
	at L.A. Lakers (2-2)	4/28/84
	at Seattle (1-1)	4/19/84

FREE THROWS

40	at Utah (40-45)	4/24/01
----	-----------------	---------

FREE THROW ATTEMPTS

49	at Miami (32-49) (OT)	6/18/06
48	at San Antonio (31-48)	5/19/03

FREE THROW PERCENTAGE

1.000	Several times. Most recently:
-------	-------------------------------

	at Golden State (16-16)	5/26/22
--	-------------------------	---------

OFFENSIVE REBOUNDS

25	Seattle	4/23/87
----	---------	---------

DEFENSIVE REBOUNDS

44	Several times. Most recently: at Golden State	5/18/22
----	--	---------

REBOUNDS

68	Sacramento	4/26/04
----	------------	---------

ASSISTS

38	at L.A. Lakers	5/25/88
----	----------------	---------

STEALS

15	at Miami	6/2/11
15	at Denver	5/3/09

BLOCKS

13	at L.A. Lakers	5/8/84
----	----------------	--------

TURNOVERS

26	at Oklahoma City	5/23/11
26	Sacramento	4/24/04

FOULS

37	at Utah	4/24/01
37	at Portland	4/25/85

TEAM OPPONENT LOWS**POINTS**

7-Game Series	683	Houston (97.6)	2005
6-Game Series	529	Portland (88.2)	2011
5-Game Series	448	Utah (89.6)	2001
4-Game Series	337	Memphis (84.2)	2006
3-Game Series	306	Minnesota (102.0)	2002
Game	67	San Antonio	4/23/09
1st Half	27	at Phoenix	5/15/22
2nd Half	30	at Memphis	4/29/06
1st Quarter	11	at Portland	4/23/11
2nd Quarter	10	at Phoenix	5/15/22
3rd Quarter	10	Sacramento	5/13/03
4th Quarter	10	at San Antonio	5/27/03
Overtime	4	at Oklahoma City (1st)	5/23/11

FIELD GOALS

25	San Antonio (25-78)	4/23/09
----	---------------------	---------

FIELD GOAL ATTEMPTS

61	Memphis (28-61)	4/26/06
----	-----------------	---------

FIELD GOAL PERCENTAGE

.321	San Antonio (25-78)	4/23/09
------	---------------------	---------

FREE THROWS

7	Miami (7-19)	6/8/06
7	Seattle (OT) (7-10)	4/26/84

FREE THROW ATTEMPTS

10	Seattle (OT) (7-10)	4/26/84
----	---------------------	---------

FREE THROW PERCENTAGE

.368	Miami (7-19)	6/8/06
------	--------------	--------

OFFENSIVE REBOUNDS

1	at Utah	4/21/22
---	---------	---------

DEFENSIVE REBOUNDS

20	Several times. Most recently: Houston	5/7/05
----	--	--------

REBOUNDS

28	at L.A. Lakers	5/25/88
----	----------------	---------

ASSISTS

9	Golden State	4/25/07
9	at Memphis	5/1/06



**STEALS**

0 Phoenix 5/28/06

BLOCKS0 Several times. Most recently:
at San Antonio 4/18/09**TURNOVERS**

5 at L.A. Clippers 5/22/21

FOULS

12 at L.A. Lakers 5/2/11

LARGEST MARGINS**BIGGEST WINS**

Margin	Opponent	Score	Date	Site
40	Houston (Game 7)	116-76	5/7/05	Dallas
36	L.A. Lakers (Game 4)	122-86	5/8/11	Dallas
33	Phoenix (Game 7)	123-90	5/15/22	Phoenix
30	Utah (Game 4)	107-77	5/1/01	Dallas
27	Phoenix (Game 6)	113-86	5/12/22	Dallas
26	Memphis (Game 4)	102-76	5/1/06	Memphis
25	Utah (Game 5)	102-77	4/25/22	Dallas
25	Sacramento (Game 3)	104-79	4/24/04	Dallas
22	San Antonio (Game 5)	103-81	4/27/10	Dallas
22	San Antonio (Game 2)	113-91	5/9/06	San Antonio
22	Sacramento (Game 2)	132-110	5/8/03	Dallas
22	Seattle (Game 1)	151-129	4/23/87	Dallas
21	San Antonio (Game 2)	113-92	4/23/14	San Antonio

21	San Antonio (Game 3)	88-67	4/23/09	Dallas
21	Denver (Game 4)	124-103	5/15/88	Dallas
19	Sacramento (Game 5)	112-93	5/13/03	Dallas
16	Phoenix (Game 5)	117-101	6/1/06	Dallas

BIGGEST LOSSES

Margin	Opponent	Score	Date	Site
43	L.A. Clippers (Game 5)	111-154	8/25/20	Orlando (Away)
43	L.A. Lakers (Game 1)	91-134	4/28/84	Los Angeles
38	Oklahoma City (Game 1)	70-108	4/16/16	Oklahoma City
30	Phoenix (Game 5)	80-110	5/10/22	Phoenix
29	Oklahoma City (Game 3)	102-131	4/21/16	Dallas
26	Seattle (Game 4)	98-124	4/30/87	Seattle
25	Golden State (Game 1)	87-112	5/18/22	Golden State
25	L.A. Clippers (Game 4)	81-106	5/30/21	Dallas
25	Golden State (Game 6)	86-111	5/3/07	Golden State
25	Phoenix (Game 1)	102-127	5/9/05	Phoenix
24	New Orleans (Game 2)	103-127	4/22/08	New Orleans
24	Miami (Game 4)	74-98	6/15/06	Miami
23	San Antonio (Game 7)	96-119	5/4/14	San Antonio
22	Portland (Game 6)	103-125	5/2/03	Portland
22	L.A. Lakers (Game 2)	101-123	5/25/88	Los Angeles
21	San Antonio (Game 2)	84-105	4/20/09	San Antonio
20	Phoenix (Game 2)	109-129	5/4/22	Phoenix
20	Phoenix (Game 4)	86-106	5/30/06	Phoenix





DALLAS MAVERICKS

MEDIA

MEDIA INFORMATION
BROADCAST INFORMATION
BASKETBALL COMMUNICATIONS STAFF
CORPORATE COMMUNICATIONS STAFF
BROADCASTERS
2022-23 SCHEDULE





MEDIA INFORMATION

Welcome to the 2022-23 Dallas Mavericks season. We appreciate your continued coverage of the Mavericks and your flexibility as we navigate this season together.

MEDIA CREDENTIALS

Three media credentials will be honored at American Airlines Center:

1) Mavericks season media passes; 2) Mavericks single-game passes (see note below); 3) NBA-issued season passes. Please note that no other credentials will be honored. For more information about media credentials, contact Kristen Deahl (kristen.deahl@dallasmavs.com).

MEDIA ACCESS AND SEATING

There will be media access on the event level this season. There is assigned media seating on press row and on the concourse level atop section 123, with most of the media seating located in the press box. The press box can be accessed with elevator 1. The seating chart for press row and section 123 will be displayed in both areas, while the press box is open seating. For more information about media access and seating, contact Scott Tomlin (scott.tomlin@dallasmavs.com).

SINGLE-GAME CREDENTIALS

The Mavericks will issue single-game credentials on a limited basis. Media will be notified via email when single-game credentialing opens.

WE ARE PAPERLESS

The Mavs are now paperless. Please use NBAOMG.com to access the Mavs media guide, player bios, game notes, postgame notes and quotes, and stats. You will need a login to access this site. If you do not have a login, please contact Dave Maurer (dave.maurer@dallasmavs.com) for assistance.

MEDIA AVAILABILITY

Mavericks media availability will go back to being in-person only for practices and gamedays. One-on-one interview requests will be considered on a case-by-case basis.

PHOTOGRAPHERS

Photographers may shoot from designated platforms on the concourse level atop sections 102, 103, 114, 115 and 122. There will not be designated photographer spots by outlet. Select Tier 1 media will be given access to assigned baseline photo lanes.

LIVE SHOTS

We encourage live shots on game nights. Courtside live shots are permitted in addition to the aforementioned photo locations. The platinum level and south plaza are also open for live shots.

ASSISTANCE IN MEDIA SECTIONS

Gameday assistants will staff media sections should you need anything. Please feel free to utilize these individuals for help or contact a member of Mavs PR for assistance.

@MavsPR

Follow @MavsPR on Twitter for updates from our department.

We look forward to working with you. Please contact a member of Mavs PR with questions.

Scott Tomlin
Vice president
214-766-7822
scott.tomlin@dallasmavs.com

Alan Rakowski
Director
720.841.6283
alan.rakowski@dallasmavs.com

Kristen Deahl
Manager
214.232.5276
kristen.deahl@dallasmavs.com

Dave Maurer
Coordinator
585.967.0896
dave.maurer@dallasmavs.com





BROADCAST INFORMATION



MAVERICKS TELEVISION

For the 22nd season, Mavericks fans can watch the team at home or away on Bally Sports Southwest.

Mark Followill, Derek Harper and Jeff "Skin" Wade call the action. The Mavericks respected production team, led by producer Dave Keeney and director Clay Armstrong, returns for another season.

Fans can catch extended coverage on Mavericks Live, hosted by Dana Larson, the 30-minute pregame and postgame show on BSSW.

Bally Sports Southwest is widely available on providers throughout the region. Additionally, all Mavericks games on Bally Sports Southwest are streamed on the Bally Sports app and BallySports.com, for fans who sign in through their pay TV provider.

MAVERICKS RADIO

The Mavericks home on the radio in the Metroplex is 97.1 The Freak (KEGL). The Freak will broadcast all Mavericks games.

Chuck Cooperstein enters his 18th season as the Mavericks radio play-by-play announcer and will be joined by Brad Davis for the call.

For the 20th consecutive season, the Mavericks will broadcast all games in Spanish. Victor Villalba will call the action on ZonaMX 99.1 (KFZO).





Scott Tomlin, Vice President of Basketball Communications



Scott Tomlin is entering his 20th season with the Mavericks and his fourth as the team's vice president of basketball communications.

The Maysville, Kentucky, native came to Dallas after serving as the seasonal intern for the New Orleans Hornets in 2002-03 and spending the 2003 NFL season in the Denver Broncos PR department.

The 2002 graduate of the University of Kentucky holds a degree in communications with a minor in psychology. While at UK, Tomlin spent three years as a student assistant in the sports information department, where he worked with the men's basketball team and other varsity sports.

Tomlin closely follows the NFL and is an avid Cincinnati Bengals fan. He and his wife, Abby, reside in Dallas.

Alan Rakowski, Basketball Communications Director



Alan Rakowski begins his 13th season with the Mavericks and his fourth as basketball communications director. He came to Dallas after spending two seasons working in various capacities for the Denver Nuggets media relations department.

The graduate of Colorado State University earned a bachelor's degree in journalism with a minor in business administration. He spent his senior year at CSU working as a men's basketball student assistant in the athletic media relations department.

Rakowski has volunteered at several basketball-related events, including the NBA Summer League and the Mountain West Conference Basketball Championships.

Kristen Deahl, Basketball Communications Manager



Kristen Deahl begins her first season with the Mavericks and 12th in the NBA. She came to the Mavs after spending the last seven seasons with the Chicago Bulls (2015-16 to 2021-22) and previous four with the Milwaukee Bucks (2011-12 to 2014-15).

Born and raised in Dallas, Deahl moved out of state to attend Colorado State University, where she graduated with a degree in technical journalism, concentration public relations. She held several internship positions for the Rams, including at the university's public relations office, with the CSU Club Ice Hockey program, and with the university's Athletics Communications Department.

Deahl also has experience working in the NFL through the Hunt Sports Group (ownership for the Kansas City Chiefs) and a two-season internship with the Baltimore Ravens.

Dave Maurer, Basketball Communications Coordinator



Dave Maurer joined the Mavericks basketball communications department at the beginning of the 2019-20 season.

A native of Rochester, New York, Maurer has served in various roles in professional athletics spanning from the NBA, NFL and NWSL. Prior to his time with the Mavericks, he worked as a communications intern for the Western New York Flash of the NWSL (2016) before transitioning into the communications manager (2016-18). He has also spent time as a media relations intern for the Buffalo Bills (2016-18) and a communications intern for the Seattle Seahawks (2018-19). Maurer is a graduate of Canisius College, where he graduated in 2018 with a degree from the sports management program.

Maurer currently resides in Dallas, and is an avid fan of the Buffalo Bills and the Buffalo Sabres.





Erin Finegold-White, Senior Vice President of Corporate Communications, Content & Events



Erin Finegold White is entering her ninth season with the Dallas Mavericks and second as senior vice president of corporate communications, content and events, where she is responsible for off-court publicity for the organization including business and sponsorship news, Mavs Entertainment, Mavs Foundation, community initiatives, in-arena and web content and innovation in technology.

She also leads the Mavs events department, producing large-scale events including the Mavs Ball, Tipoff Luncheon, Pre-Game Plaza Parties and season ticket member appreciation events. In 2018, her team launched the Mavs Influencer program, creating new MFFLs through social media.

Prior to her role at the Mavericks, Finegold led communications for Red Bull Media House in the mountain and south regions, promoting athletes, artists and events, including Red Bull Air Race, Flugtag, Cliff Diving and Sound Select. She has also held marketing and communications roles at AT&T Performing Arts Center, including its Grand Opening in 2009, and Slingshot, an independent advertising agency.

Finegold has a B.A. in mass communications from the University of Denver and is the founder of BvB Dallas, a powderpuff football game and fundraiser that has raised over \$6 million for Alzheimer's research in North Texas. She and her husband, Justin, reside in Dallas with their two kiddos.

Collin Kim, Director of Corporate Communications



Collin Kim serves as the director of corporate communications. Her responsibilities include enhancing the storytelling of the Dallas Mavericks corporate office into the community, and local and national media.

Kim has led a wide-ranging career as a project manager and story producer, spanning multiple channels and industries, including retail commercial work, cable television and award-nominated films and documentaries. Before her time with the Mavericks, Kim pivoted her storytelling abilities to the ever-evolving world of marketing, managing internal projects for big brand email campaigns.

Kim has a B.S. in radio-television-film and a B.A. in English literature from the University of Texas, is an MFFL and an avid sports fan, both on and off the court/field.

Araceli Colmenero, Corporate Communications & Events Manager



Araceli Colmenero returned to the Mavericks as the corporate communications and events manager prior to the 2021-22 season. Upon graduation from the University of Texas, Colmenero entered the Dallas sports world as a corporate communications and events intern for the Mavericks.

After her internship with the Mavericks, Colmenero joined the Dallas Cowboys as a corporate partnerships marketing & sales intern for the Cowboys 2019-20 season. As a result, she was hired as an assistant to the Jones Family in the executive office the following offseason.

While a student in Austin, Colmenero worked for The University of Texas Football Team, Texas Athletics Media Relations and Nike. Colmenero enjoys traveling and attending spin classes in her down time.





Mark Followill, Play-by-Play (BSSW)



Mark Followill enters his 18th season as the television play-by-play voice of the Mavericks. Prior to his move to television, Followill served as the radio play-by-play voice of the Mavericks on ESPN 103.3 FM for four seasons.

Followill also completed his 11th season as television voice for the Metroplex's Major League Soccer franchise FC Dallas. In addition, Followill was a play-by-play announcer for FOX Sports coverage of the 2018 FIFA World Cup and broadcasts MLS and international soccer matches, and college football for FOX Sports. Followill was also a soccer play-by-play announcer for NBC's coverage of the 2016 and 2020 Olympic Games. Since 2020, Followill has been a play-by-play announcer for college football broadcasts on the Big Ten Network.

Followill came to the Mavericks after having worked for seven years at KTCK in Dallas and as the fill-in radio play-by-play announcer for Mavericks broadcasts for two seasons on their sister station KLIF. Followill also served as the play-by-play voice for SMU football in 1999 and 2000 on KTCK. Prior to working at KTCK, he worked at the Texas State News Network and KTOK-AM in Oklahoma City and University of North Texas campus radio station KNTU-FM.

Followill is a graduate of the University of North Texas.

Derek Harper, Analyst (BSSW)



Derek Harper begins his 10th season as the Mavericks television analyst. Previously, Harper anchored Mavericks' pre- and post-game shows for the TXA-21.

Harper played 16 seasons in the NBA with the Mavericks, Knicks, Magic and Lakers and was originally selected by the Mavericks with their top pick (11th overall) in the 1983 NBA Draft. He led the Mavericks to the playoffs six times, including the franchise's first-ever trip to the Western Conference Finals in 1988.

To this day, Harper remains one of the most decorated Mavericks of all time and is still the franchise's leader in assists (5,111) and steals (1,551). Harper also ranks in the Top 10 in 13 other statistical categories, including points, field goals, 3-point field goals, free throws, minutes and games. He became the third Maverick to have his number retired on Jan. 7, 2018, when his No. 12 jersey was hung in the rafters at American Airlines Center.

Harper hails from Elberton, Georgia, and has four children, Darius, Danielle, Dana and Daria.

Jeff "Skin" Wade, Analyst (BSSW)



Jeff "Skin" Wade is in his 14th full season as television analyst after joining the broadcast midway through the 2008-09 season. His quirky personality and unique in-game observations are a nice complement to the dynamic Followill-Harper duo.

Skin can be heard weekdays from 2-5 PM on 97.1 The Freak as half of The Ben and Skin Show with Ben Rogers. Good friends since high school, Ben and Skin came up through the DFW media ranks due in large part to their Mavs Postgame duties for KTCK starting back in 2002-03.

Skin was born and raised in the Metroplex and holds a B.A. in radio/TV/film from the University of North Texas. He and his wife, Tricia, live in Allen with their kids Maya and Desmond. He loves golf and beer and is a partner in RollerTown Beerworks in Celina, Texas. Follow him on social media @SkinWade.





Chuck Cooperstein, Play-By-Play (97.1 FM)



Chuck Cooperstein is in his 18th season as the radio play-by-play voice of the Dallas Mavericks on 97.1 The Freak. Cooperstein has been a regular on the DFW sports scene since 1984, broadcasting on numerous radio stations. Prior to joining the Mavericks, Cooperstein's extensive sports broadcasting background included play-by-play stints with TCU and the University of Texas football, as well as TCU, Texas A&M and SMU basketball. He has also broadcast college basketball, college football and NFL games nationally on Westwood One. Cooperstein received a Katie Award for his play-by-play expertise from the Dallas Press Club. The Long Island native has a bachelor's degree in broadcasting from the University of Florida. He married his wife Karen, a PR/marketing and philanthropy consultant, in 2010. Together they are both engaged in philanthropy, serving as active supporters of the Mavs Foundation, Texas Scottish Rite Hospital for Children and Catholic Charities Dallas. They founded their own nonprofit, Coops' Kids Foundation, in 2017. Chuck has one son Jeffrey, who is a graduate of the University of North Texas.

Brad Davis, Radio Analyst (97.1 FM)



Brad Davis serves as the radio color commentator for the Mavericks. He has served the organization in various roles, including as a player, coach, community service/camps representative and broadcast personality, since the Mavericks' inaugural season in 1980-81.

Davis is the team's color analyst on all 97.1 The Freak broadcasts. Davis has appeared on the team's TV and/or radio broadcasts since 1992-93.

Davis contributed radio analysis on home broadcasts for the first half of the 1992-93 campaign before spending the 48 games as an assistant coach to Mavericks interim head coach Gar Heard. From 1993 to 1995, Davis was a Mavericks assistant coach on Dick Motta's staff.

On Nov. 14, 1992, Davis became the first Maverick to see his jersey retired when No. 15 was raised to the rafters. Davis was the final member of the Mavericks 1980-81 charter season team to retire, playing for the Mavs for eight years longer than any other member of that squad. At the time, he retired as one of only 15 players in NBA history to play 15 seasons.

Davis averaged 8.2 points on 51.0 percent shooting in 961 NBA games. As a Maverick, he averaged 8.6 points on 51.0 percent shooting with 5.1 assists in 883 games. He began his career in 1977 as a Lakers first-round draft pick (15th overall) out of Maryland.

During the offseason, Davis works with promising college and high school athletes to help them prepare for the NBA. He lives in Waxahachie with his wife Kelli. They have three children Erin, Mike and Cara.

Victor Villalba, Play-By-Play (99.1 FM)



Victor Villalba enters his 18th season as the Mavericks Spanish play-by-play announcer and can be heard locally on Zona MX 99.1 FM. During his tenure as the "Voz en Español," he was part of the excitement of reaching the NBA Finals in 2006 and 2011 (the magical season when the Mavericks won it all). As part of the broadcasting team, Villalba's presence has been felt on the English side, having appeared on a number of television features and was called upon last season to work radio broadcasts alongside Mavericks great Brad Davis.

Villalba is a graduate from Texas Tech University with a bachelor's in finance. He also earned an MBA from the prestigious Monterrey Tec. His career began as a stockbroker and financial consultant, resulting in the appointment as corporate treasurer for a Mexican-Japanese joint venture headquartered in Monterrey, Mexico. It was at that point that a change of course brought his sights to the DFW Metroplex to begin a journey in the exciting world of sports broadcasting.

Villalba's first opportunity at the mic was with the Dallas Cowboys, including both television and radio offerings, a task that continues, making the fall months quite interesting when the Mavericks season begins in earnest each fall. At one time, Villalba even added baseball to the mix when calling a number of Texas Rangers games for television, alongside former Ranger and Chicago Cubs pitcher Jose Guzman.

During the years, Villalba has been an enthusiastic speaker at local schools through his participation in the Mavericks Speakers Bureau and has lectured at the University of North Texas and the Monterrey Tec on the subject of sports marketing.





OCTOBER

DATE	OPPONENT	TIME	TV
WEDNESDAY, OCTOBER 19	@ PHOENIX	09:00pm	BSSW/ESPN
SATURDAY, OCTOBER 22	vs GRIZZLIES	07:30pm	BSSW/NBA TV
TUESDAY, OCTOBER 25	@ NEW ORLEANS	06:30pm	TNT
THURSDAY, OCTOBER 27	@ BROOKLYN	06:30pm	BSSW/NBA TV
SATURDAY, OCTOBER 29	vs THUNDER	08:00pm	BSSW
SUNDAY, OCTOBER 30	vs MAGIC	06:30pm	BSSW

NOVEMBER

DATE	OPPONENT	TIME	TV
WEDNESDAY, NOVEMBER 2	vs JAZZ	07:30pm	BSSW
FRIDAY, NOVEMBER 4	vs RAPTORS	07:30pm	BSSW
MONDAY, NOVEMBER 7	vs NETS	08:45pm	BSSW
WEDNESDAY, NOVEMBER 9	@ ORLANDO	06:00pm	BSSW
THURSDAY, NOVEMBER 10	@ WASHINGTON	06:00pm	BSSW
SATURDAY, NOVEMBER 12	vs TRAIL BLAZERS	07:30pm	BSSW
TUESDAY, NOVEMBER 15	vs CLIPPERS	07:30pm	BSSW
WEDNESDAY, NOVEMBER 16	vs ROCKETS	07:30pm	BSSW
FRIDAY, NOVEMBER 18	vs NUGGETS	07:30pm	BSSW
SUNDAY, NOVEMBER 20	vs NUGGETS	06:30pm	BSSW
WEDNESDAY, NOVEMBER 23	@ BOSTON	06:30pm	BSSW/ESPN
SATURDAY, NOVEMBER 26	@ TORONTO	04:00pm	BSSW
SUNDAY, NOVEMBER 27	@ MILWAUKEE	07:00pm	BSSW/NBA TV
TUESDAY, NOVEMBER 29	vs WARRIORS	06:30pm	TNT

DECEMBER

DATE	OPPONENT	TIME	TV
THURSDAY, DECEMBER 1	@ DETROIT	06:00pm	BSSW/NBA TV
SATURDAY, DECEMBER 3	@ NEW YORK	11:30am	BSSW
MONDAY, DECEMBER 5	vs SUNS	07:30pm	BSSW/NBA TV
TUESDAY, DECEMBER 6	@ DENVER	09:00pm	BSSW/TNT
FRIDAY, DECEMBER 9	vs BUCKS	09:00pm	BSSW/ESPN
SATURDAY, DECEMBER 10	@ CHICAGO	07:00pm	BSSW
MONDAY, DECEMBER 12	vs THUNDER	07:30pm	BSSW
WEDNESDAY, DECEMBER 14	vs CAVALIERS	08:00pm	BSSW
FRIDAY, DECEMBER 16	vs TRAIL BLAZERS	07:30pm	BSSW
SATURDAY, DECEMBER 17	@ CLEVELAND	07:00pm	TXA 21
MONDAY, DECEMBER 19	@ MINNESOTA	07:00pm	BSSW
WEDNESDAY, DECEMBER 21	@ MINNESOTA	07:00pm	BSSW
FRIDAY, DECEMBER 23	@ HOUSTON	07:00pm	BSSW
SUNDAY, DECEMBER 25	vs LAKERS	01:30pm	ABC
TUESDAY, DECEMBER 27	vs KNICKS	07:30pm	BSSW
THURSDAY, DECEMBER 29	vs ROCKETS	07:30pm	BSSW
SATURDAY, DECEMBER 31	@ SAN ANTONIO	06:00pm	BSSW

JANUARY

DATE	OPPONENT	TIME	TV
MONDAY, JANUARY 2	@ HOUSTON	07:00pm	BSSW
THURSDAY, JANUARY 5	vs CELTICS	06:30pm	TNT
SATURDAY, JANUARY 7	vs PELICANS	07:00pm	BSSW
SUNDAY, JANUARY 8	@ OKLAHOMA CITY	06:00pm	BSSW





TUESDAY, JANUARY 10	@ LA CLIPPERS	09:30pm	BSSW
THURSDAY, JANUARY 12	@ LA LAKERS	09:00pm	TNT
SATURDAY, JANUARY 14	@ PORTLAND	09:00pm	BSSW
SUNDAY, JANUARY 15	@ PORTLAND	08:00pm	BSSW
WEDNESDAY, JANUARY 18	vs HAWKS	06:30pm	BSSW/ESPN
FRIDAY, JANUARY 20	vs HEAT	06:30pm	BSSW/ESPN
SUNDAY, JANUARY 22	vs CLIPPERS	06:30pm	BSSW
TUESDAY, JANUARY 24	vs WIZARDS	07:30pm	BSSW
THURSDAY, JANUARY 26	@ PHOENIX	09:00pm	TNT
SATURDAY, JANUARY 28	@ UTAH	08:00pm	BSSW
MONDAY, JANUARY 30	vs PISTONS	07:30pm	BSSW

FEBRUARY

DATE	OPPONENT	TIME	TV
THURSDAY, FEBRUARY 2	vs PELICANS	07:30pm	BSSW
SATURDAY, FEBRUARY 4	@ GOLDEN STATE	07:30pm	ABC
MONDAY, FEBRUARY 6	@ UTAH	08:00pm	BSSW
WEDNESDAY, FEBRUARY 8	@ LA CLIPPERS	09:00pm	BSSW/ESPN
FRIDAY, FEBRUARY 10	@ SACRAMENTO	09:00pm	BSSW
SATURDAY, FEBRUARY 11	@ SACRAMENTO	09:00pm	BSSW
MONDAY, FEBRUARY 13	vs TIMBERWOLVES	07:30pm	BSSW
WEDNESDAY, FEBRUARY 15	@ DENVER	08:00pm	BSSW
THURSDAY, FEBRUARY 23	vs SPURS	07:30pm	BSSW
SUNDAY, FEBRUARY 26	vs LAKERS	02:30pm	ABC
TUESDAY, FEBRUARY 28	vs PACERS	07:30pm	BSSW

MARCH

DATE	OPPONENT	TIME	TV
THURSDAY, MARCH 2	vs 76ERS	06:30pm	TNT
SUNDAY, MARCH 5	vs SUNS	12:00pm	ABC
TUESDAY, MARCH 7	vs JAZZ	07:30pm	BSSW
WEDNESDAY, MARCH 8	@ NEW ORLEANS	06:30pm	BSSW/ESPN
SATURDAY, MARCH 11	@ MEMPHIS	07:00pm	BSSW
MONDAY, MARCH 13	vs GRIZZLIES	06:30pm	BSSW/ESPN
WEDNESDAY, MARCH 15	@ SAN ANTONIO	07:30pm	BSSW
FRIDAY, MARCH 17	@ LA LAKERS	09:30pm	BSSW/NBA TV
MONDAY, MARCH 20	@ MEMPHIS	07:00pm	BSSW/NBA TV
WEDNESDAY, MARCH 22	vs WARRIORS	06:30pm	BSSW/ESPN
FRIDAY, MARCH 24	vs HORNETS	07:30pm	BSSW
SUNDAY, MARCH 26	@ CHARLOTTE	12:00pm	BSSW
MONDAY, MARCH 27	@ INDIANA	06:00pm	BSSW
WEDNESDAY, MARCH 29	@ PHILADELPHIA	06:30pm	BSSW/ESPN

APRIL

DATE	OPPONENT	TIME	TV
SATURDAY, APRIL 1	@ MIAMI	06:30pm	BSSW/NBA TV
SUNDAY, APRIL 2	@ ATLANTA	05:00pm	BSSW/NBA TV
WEDNESDAY, APRIL 5	vs KINGS	07:30pm	BSSW
FRIDAY, APRIL 7	vs BULLS	07:30pm	BSSW
SUNDAY, APRIL 9	vs SPURS	02:30pm	BSSW





DALLAS MAVERICKS

REVIEW

2021-22 REVIEW
SEASON STATISTICS
SEASON RESULTS
TEAM BREAKDOWN
PLAYER HIGHS
GAME-BY-GAME
SUPERLATIVES
MISCELLANEOUS
QUARTER-BY-QUARTER
STANDINGS
HEAD-TO-HEAD WINS
INDIVIDUAL RECORDS
LEADERS
TEAM RANKINGS





2021-22 SEASON RECAP

The Mavericks wrapped up the 2021-22 regular season with a record 52-30 (.634), recording their **15th 50-win season in franchise history and their first since the 2014-15 season** (50-32). It marked their most wins since their championship season in 2010-11 (57-25). Dallas finished the regular season by winning four straight, 7-of-8, 9-of-11, 17-of-22, 19-of-25, 23-of-30, and 36-of-48 to improve to a season-high 22 games above .500. When the Mavericks got to 50-30, it marked their first time being 20 games above .500 since finishing the 2010-11 campaign 32 games above the benchmark.

The Mavericks posted a home record of **29-12 (.707)** in 2021-22. It is their most home wins since their championship season in 2010-11 (29-12). Dallas finished the regular season winning six straight, nine of its last 10, 13 of its last 15, and 21 of its final 25 games at American Airlines Center. Over their last 25 home games (1/3-4/10/22), the Mavericks held their opponents to just 100.5 points per game (.296 3FG).

Dallas finished the 2021-22 regular season **allowing the second-fewest points in the NBA** (104.7 ppg), just behind Boston (104.5 ppg). It marked the first time in franchise history that Dallas finished a season better than fourth in points allowed (finished 4th four times: 1988-89, 1989-90, 2006-07 and 2016-17).

The Mavericks **fought back from down double digits to win 17 times this season** (tied with Phoenix for the most such wins in the NBA in 2021-22), after they had seven such victories in all of 2020-21. Per Elias, it is franchise's second-most double-digit comebacks since 1997-98 (18 in 2009-10).

Jason Kidd was named the Western Conference Coach of the Month for games played in Mar/Apr, the first Dallas coach to win the award since Rick Carlisle in Feb. 2011.

WESTERN CONFERENCE FINALS RUN

After defeating Utah in six games in the first round and Phoenix in seven games in the second round, Dallas earned its fifth Western Conference Finals appearance in franchise history (1988, 2003, 2006, 2011) and its first since its championship season in 2011.

Dallas clinched their berth in the Western Conference Finals with a 123-90 wire-to-wire victory over the Suns on the road in Game 7 (5/15/22). The 33-point victory was the second-largest win by a road team in a Game 7 ever. The 1948 Philadelphia Warriors, who played in the pre-NBA Basketball Association of America, beat the St. Louis Bombers by 39 points (4/6/48). The modern record, which is now held by Dallas, previously belonged to the 2005 Pacers, who defeated Boston by 27 (5/7/05).

The Suns, who finished with the best record in the NBA during the 2021-22 regular season (64-18), suffered the second-biggest elimination loss by a team with the best record in the league. The only team with the best record in the league to endure a bigger loss in an elimination game was the aforementioned Bombers, who lost to the Warriors by 39 in 1948.



Dallas finished the 2022 postseason with 12 games hitting 15-or-more 3-pointers this postseason, the most in a single postseason in NBA history. The previous record was held by the 2020-21 Utah Jazz (10 games) and the next-closest in the current postseason is split by Boston, Golden State and Memphis - all of whom have 6 games with 15-or-more 3-pointers as of June 3.

THE MAVERICKS WERE...

- **30-8** when 5+ players scored in double figures
- **13-3** when 6+ players scored in double figures
- **3-0** when 7+ players scored in double figures
- **11-2** when all 5 starters scored in double digits
- **48-14** when scoring 100+ points, and **30-4** when scoring 110+ points
- **23-0** when shooting 50.0% or better from the field
- **23-4** when holding their opponent under 100 points
- **13-0** when holding their opponent to below 40.0% shooting from the field
- **24-8** when the team scored 30+ points in the 1st quarter
- **35-9** when tied or leading at halftime
- **45-7** when tied or leading entering the 4th quarter
- **26-5** with 25+ assists, and 10-0 with 30+ assists
- **38-0** when Mavs FG% > Opp. FG%
- **21-3** when shooting 40.0% or better from 3-point range
- **10-1** when Dwight Powell scored 15+ points
- **8-2** when Luka Dončić recorded a triple-double
- **14-2** when Dorian Finney-Smith scored 15+ points
- **13-2** when Reggie Bullock scored 15+ points
 - **4-1** when Bullock scored 20+
- **5-0** when Maxi Kleber scored 15+ points
- **20-7** when Luka Dončić recorded 10+ assists
 - **5-0** when Dončić had 15+ assists
- **8-2** when Jalen Brunson hit 3+ threes
- **15-4** when Spencer Dinwiddie scored 10+ points
 - **9-1** when Dinwiddie scored 15+
- **8-3** when Dorian Finney-Smith had 3+ steals
- **14-2** when Josh Green scored 8+ points
 - **7-1** when Green scored 10+





DINWIDDIE AT THE DEATH



Spencer Dinwiddie hit the game-winning 3-pointer as time expired in the Mavericks' 113-111 win at Brooklyn (3/16/22). Dinwiddie, who also had the game-winning 3-pointer with left at Boston (3/13/22), recorded his second straight game-winning field goal in the final minute of a game and the 11th of his career. However, it was his first career game-winning field goal at the buzzer.

Dinwiddie became only the 12th Maverick since 1996-97 to hit a game-winning buzzer-beater in the regular season or playoffs, joining the following list of current and former Mavericks:

Spencer Dinwiddie, 3/16/22 at BKN

Luka Dončić, 11/6/21 vs. BOS

Luka Dončić, 4/14/21 at MEM

Luka Dončić, 8/23/20 vs. LAC

Harrison Barnes, 11/22/17 at MEM

Deron Williams, 1/5/16 vs. SAC

Monta Ellis, 12/3/14 at MIL

Vince Carter, 4/26/14 vs. SAS

Dirk Nowitzki, 2/24/14 at NYK

Monta Ellis, 12/7/13 at POR

Dirk Nowitzki, 11/16/09 at MIL

Dirk Nowitzki, 1/19/09 at PHI

Jerry Stackhouse, 1/12/08 at LAC

Jason Terry, 11/28/05 at TOR

Antoine Walker, 1/27/2004 at SEA

Howard Eisley, 1/17/2001 at CHA

Michael Finley, 11/10/2000 vs. SAS

Michael Finley, 2/13/1998 at IND

As a team, the Mavericks have 4 game-winning field goals in the last 15 seconds of the game this season, more than any other NBA team this season:

Luka Dončić, 11/6/21 vs. BOS; **Dorian Finney-Smith**, 3/5/22 vs. SAC; **Spencer Dinwiddie**, 3/13/22 at BOS;

Spencer Dinwiddie 3/16/22 at BKN

Dallas is one of only three teams to record game-winning field goals in the last 15 seconds of the game from three different players this season, joining Minnesota (Taurean Prince, D'Angelo Russell, and Karl-Anthony Towns) and Oklahoma City (Luguentz Dort, Mike Muscala, and Shai Gilgeous-Alexander).



SHOT THE LIGHTS OUT

The Mavericks traveled to New Orleans for the first game of a two-game set against the Pelicans on December 1, 2021 and shot a franchise-record 68.7% (57-83 FG) from the field en route to a 139-107 win, topping their previous franchise best of 67.7% (44-65 FG) at San Diego (3/24/83).

It was the best shooting by any team since the turn of the century and the ninth-best since the merger (1976-77).

The 139 points put up by the Mavericks were the second-most in a regulation-length NBA game this season, only behind Sacramento's 140 points in a win against Charlotte on 11/5/21.

Dallas' bench produced 72 points in the win at New Orleans, marking the Mavericks' most bench points since 2/10/11 at DEN (72). It was also just the fifth time in franchise history Dallas recorded 72+ bench points in a regulation-length game, and the 3 other times were all from March 1982 to November 1982.





SUPPORTING CAST

Jalen Brunson had a career year in 2021-22, averaging career highs for points (16.3), rebounds (3.9), assists (4.8), steals (0.9) and minutes (32.2) in a career-high 77 games (career-best 59 starts). He nearly doubled his scoring average from two seasons ago (8.2 ppg in 2019-20) and finished the season shooting 50.3% (497-989 FG) from the field - marking the highest FG% by a guard this season (min. 750 FGA). Brunson connected on a career-high 90 3-pointers (90-242 3FG, .372) and shoot a career-best 84.1% (174-207 FT) from the foul line. Brunson also posted a career-best 21 20-point games in 2021-22, after he produced 17 in his first three seasons combined.



Brunson recorded 167 points, 29 rebounds, 25 assists and just 4 turnovers in 228 minutes in Dallas' six-game first round series against Utah. According to the Elias Sports Bureau, his 167 points marked the most in a playoff series while recording less than 5 turnovers in NBA postseason history (since turnovers were officially tracked in 1977-78).

Dorian Finney-Smith spent the most possessions in the league (1,895) guarding the opponent's highest usage player on the floor in 2021-22. On the offensive end, Finney-Smith averaged a career-high 11.0 points and shot a career-best 39.5% (172-435 3FG) from 3-point range. He increased his scoring average and 3-point field goal percentage for the fifth straight year, becoming the first player in NBA history (since the 3-point line was introduced in 1979-80) to increase his points per game and 3-point field goal percentage over any five-year stretch.

Maxi Kleber (8-11 3FG, Game 2 vs. UTA 4/18/22) and Finney-Smith (8-12 3FG, Game 4 vs. PHX 5/8/22) both connected on 8 3-pointers in a postseason game this year, joining Jason Terry (9-10 3FG, Game 4 of WCS vs. LAL 5/8/11) as the only Mavericks to hit 8+ 3s in a playoff game.

After suffering a season-ending Achilles injury in 2019-20, Dwight Powell came back to appear in all 82 of Dallas' games in 2021-22. He finished as one of five players to appear in all 82 games this season (Saddiq Bey, Kevon Looney, Mikal Bridges, Deni Avdijja). Powell became the first Maverick since Yogi Ferrell in 2017-18 to appear in all 82 games. No. 7 has now played in 77+ games in four of the last six seasons, but his 82 games in 2021-22 marked a new career high (previous: 79 in 2017-18). The ninth-year Canadian also appeared in all 18 playoff games to finish the season 100-for-100 on the season. Powell shot a career-high 67.1% (269-401 FG) from the field in 2021-22, the second-highest single-season FG% in franchise history (min. 200 FGA), behind Brandan Wright's 67.7% (224-331 FG) mark in 2013-14.

Reggie Bullock and Luka Dončić finished with 52 and 51 3-pointers made, respectively, during the 2022 playoffs, marking the most and second-most 3-pointers made by a Maverick during a single postseason.


Dončić (35) and Spencer Dinwiddie (30) both scored 30+ points for the Mavericks in their 123-90 Game 7 win at PHX (5/15/22). They became the first pair of teammates to each score 30 points in a Game 7 since Shaquille O'Neal (35) and Kobe Bryant (30) did it for the Lakers against Sacramento in 2002. Dončić (27) and Dinwiddie (21) combined to outscore the Suns' entire team 48-27 in the opening half.

SOCIAL JUSTICE CHAMPION

Reggie Bullock was named the 2022 Kareem Abdul-Jabbar Social Justice Champion this season, having been selected from a group of five finalists for his dedication to pursuing social justice and advancing Abdul-Jabbar's life mission to engage, empower and drive equality for individuals and groups who have been historically marginalized or systemically disadvantaged, specifically within the LGBTQ+ community.

After his sister, Mia Henderson – a transgender woman – was murdered in 2014, Bullock dedicated his life to honoring her legacy and fighting for increased visibility and acceptance for the LGBTQ+ community. Upon joining the Mavericks ahead of the 2021-22 season, Bullock immediately connected with organizations in the Dallas area, including Abounding Prosperity, Dallas Southern Pride, House of Rebirth, The Black-Tie Dinner, the Resource Center and the Muhlashia Booker Foundation, to take action in support of their work.

Bullock selected Kinston Teens, a youth-led organization focused on community development and youth empowerment in his native Kinston, NC, to receive a \$100,000 contribution on his behalf.





SEASON NOTEBOOK

The Dallas Mavericks posted a 52-30 (.634) record during the 2021-22 regular season, recording their 15th 50-win season in franchise history and their first since 2014-15 (50-32). It marked their most wins since their championship season in 2010-11 (57-25). After earning the No. 4 seed in the West, their highest seed since 2011 (third seed), the Mavericks defeated Utah in the first round and Phoenix in the second round, before bowing out to the eventual NBA champion Golden State Warriors in the Western Conference Finals. Luka Dončić earned his third straight First Team All-NBA selection in 2021-22, becoming the fourth player to garner three All-NBA First Team accolades before age 24.

PLAYER	GP-GS	MIN	MPG	FG-ATT	FG%	3FG-ATT	3FG%	FT-FTA	FT%	OFF	DEF	TOT/AVG	AST	APG	PF-D	STL	SPG	TO	BLK	BPG	PTS	AVG
Dončić	65-65	2,301	35.4	641-1,403	.457	201-569	.353	364-489	.744	56	537	593/9.1	568	8.7	145-402	75	1.15	292	36	0.55	1,847	28.4
Brunson	79-61	2,524	31.9	506-1,008	.502	94-252	.373	179-213	.840	43	266	309/3.9	377	4.8	151-265	66	0.84	124	3	0.04	1,285	16.3
Finney-Smith	80-80	2,644	33.0	326-692	.471	172-435	.395	56-83	.675	122	253	375/4.7	150	1.9	183-73	88	1.10	80	39	0.49	880	11.0
Powell	82-71	1,798	21.9	269-401	.671	13-37	.351	166-212	.783	173	231	404/4.9	97	1.2	220-242	37	0.45	64	39	0.48	717	8.7
Porzingis	34-34	1,002	29.5	229-508	.451	49-173	.283	147-170	.865	64	197	261/7.7	69	2.0	88-138	25	0.74	53	59	1.74	654	19.2
Hardaway Jr.	42-20	1,245	29.6	209-530	.394	102-304	.336	78-103	.757	13	143	156/3.7	92	2.2	74-88	38	0.90	34	6	0.14	598	14.2
Bullock	68-37	1,902	28.0	201-501	.401	141-392	.360	40-48	.833	33	208	241/3.5	83	1.2	111-23	41	0.60	40	14	0.21	583	8.6
Kleber	59-21	1,450	24.6	141-354	.398	83-255	.325	46-65	.708	70	280	350/5.9	68	1.2	137-88	30	0.51	47	58	0.98	411	7.0
Dinwiddie	23-7	650	28.3	121-243	.498	42-104	.404	79-109	.725	9	63	72/3.1	90	3.9	43-75	17	0.74	31	6	0.26	363	15.8
Green	67-3	1,039	15.5	130-256	.508	28-78	.359	31-45	.689	52	109	161/2.4	79	1.2	115-52	45	0.67	44	14	0.21	319	4.8
Ntilikina	58-5	685	11.8	89-223	.399	38-111	.342	24-25	.960	12	67	79/1.4	69	1.2	61-36	27	0.47	31	7	0.12	240	4.1
Burke	42-0	441	10.5	84-215	.391	26-82	.317	20-23	.870	4	29	33/0.8	57	1.4	39-30	12	0.29	26	0	0.00	214	5.1
Brown	49-3	628	12.8	59-155	.381	28-92	.304	14-15	.933	26	123	149/3.0	34	0.7	56-12	14	0.29	23	7	0.14	160	3.3
Chriss	34-0	346	10.2	62-134	.463	8-25	.320	22-33	.667	33	70	103/3.0	17	0.5	64-33	13	0.38	17	12	0.35	154	4.5
Bertans	22-0	306	13.9	39-104	.375	31-86	.360	8-10	.800	6	50	56/2.5	15	0.7	30-12	6	0.27	5	6	0.27	117	5.3
Marjanović	23-0	128	5.6	42-70	.600	1-4	.250	13-22	.591	8	31	39/1.7	3	0.1	24-21	0	0.00	15	3	0.13	98	4.3
Brown	26-1	169	6.5	27-50	.540	0-0	.000	27-43	.628	16	45	61/2.3	1	0.0	28-31	3	0.12	14	9	0.35	81	3.1
Pinson	19-0	148	7.8	14-39	.359	10-30	.333	10-10	1.000	2	19	21/1.1	17	0.9	12-8	5	0.26	5	2	0.11	48	2.5
Caulley-Stein	18-2	177	9.8	16-35	.457	1-2	.500	1-2	.500	13	25	38/2.1	9	0.5	17-4	6	0.33	7	3	0.17	34	1.9
Knight	5-0	65	12.9	10-25	.400	4-17	.235	8-8	1.000	0	8	8/1.6	8	1.6	5-6	1	0.20	4	0	0.00	32	6.4
Omoruyi	4-0	18	4.5	2-5	.400	1-2	.500	2-4	.500	2	5	7/1.8	2	0.5	2-2	0	0.00	0	0	0.00	7	1.8
Thomas	1-0	13	13.3	3-8	.375	0-3	.000	0-0	.000	0	0	0/0.0	4	4.0	0-0	0	0.00	0	0	0.00	6	6.0
Wright	3-0	13	4.4	1-4	.250	0-1	.000	3-3	1.000	1	2	3/1.0	1	0.3	0-2	0	0.00	0	1	0.33	5	1.7
Brown Jr.	3-0	15	5.1	1-5	.200	0-3	.000	0-0	.000	0	1	1/0.3	1	0.3	2-0	2	0.67	0	1	0.33	2	0.7
Jones	3-0	19	6.4	0-7	.000	0-1	.000	2-2	1.000	1	2	3/1.0	5	1.7	0-1	1	0.33	3	0	0.00	2	0.7
King	4-0	19	4.8	0-5	.000	0-4	.000	1-2	.500	0	5	5/1.3	0	0.0	4-1	0	0.00	1	0	0.00	1	0.3
McLaughlin	4-0	11	2.7	0-2	.000	0-1	.000	0-0	.000	0	0	0/0.0	2	0.5	1-0	0	0.00	0	0	0.00	0	0.0
MAVERICKS	82	19,742	240.8	3,222-6,982	.461	1,073-3,063	.350	1,341-1,739	.771	759	2,769	3,528/43.0	1,918	23.4	1,612-1,645	552	6.73	960	325	3.96	8,858	108.0
OPPONENTS	82	19,742	240.8	3,198-7,001	.457	895-2,635	.340	1,296-1,689	.767	780	2,799	3,579/43.6	1,925	23.5	1,645-1,612	575	7.01	1,029	300	3.66	8,587	104.7





CONTENT

THE ORGANIZATION

PLAYERS

THE NBA

HISTORY

RECORDS

PLAYOFFS

MEDIA

REVIEW

DATE	OPPONENT	H-R	W-L	SCORE DAL-OPP	HOME RECORD	ROAD RECORD	TOTAL RECORD	MAVERICKS HI SCORER	MAVERICKS		MAVERICKS		OPONENT		PT	ATTEND
									PT	HI REBR	RB	MAVERICKS HI ASSISTS	AST	HI SCORER		
10/21/21	at Hawks	R	L	87-113	0-0	0-1	0-1	L. Dončić	18	L. Dončić	11	L. Dončić	7	C. Reddish	20	17,162
10/23/21	at Raptors	R	W	103-95	0-0	1-1	1-1	L. Dončić	27	K. Porzingis	10	L. Dončić	12	O. Anunoby	23	19,800
10/26/21	Rockets	H	W	116-106	1-0	1-1	2-1	L. Dončić	26	L. Dončić	14	J. Brunson	11	E. Gordon	22	19,337
10/28/21	Spurs	H	W	104-99	2-0	1-1	3-1	L. Dončić	25	M. Kleber	10	L. Dončić/J. Brunson	5	D. Murray	23	19,228
10/29/21	at Nuggets	R	L	75-106	2-0	1-2	3-2	L. Dončić	16	J. Green	7	L. Dončić	4	W. Barton	17	18,315
10/31/21	Kings	H	W	105-99	3-0	1-2	4-2	L. Dončić	23	L. Dončić/D. Powell	8	L. Dončić	10	R. Holmes	22	19,231
11/2/21	Heat	H	L	110-125	3-1	1-2	4-3	L. Dončić	33	D. Powell	8	L. Dončić	5	T. Herro	25	19,255
11/3/21	at Spurs	R	W	109-108	3-1	2-2	5-3	J. Brunson	31	L. Dončić	12	L. Dončić	7	D. Murray	23	16,356
11/6/21	Celtics	H	W	107-104	4-1	2-2	6-3	L. Dončić	33	L. Dončić	9	L. Dončić/J. Brunson	5	J. Tatum	32	20,052
11/8/21	Pelicans	H	W	108-92	5-1	2-2	7-3	L. Dončić	25	D. Powell/K. Porzingis	8	J. Brunson	6	J. Valanciunas/J. Hart	22	19,231
11/10/21	at Bulls	R	L	107-117	5-1	2-3	7-4	K. Porzingis	22	K. Porzingis	12	L. Dončić	10	Z. LaVine	23	20,910
11/12/21	at Spurs	R	W	123-109	5-1	3-3	8-4	L. Dončić/K. Porzingis	32	L. Dončić	12	L. Dončić	15	D. Vassell	20	13,425
11/15/21	Nuggets	H	W	111-101	6-1	3-3	9-4	K. Porzingis	29	K. Porzingis	11	L. Dončić	11	N. Jokic	35	19,797
11/17/21	at Suns	R	L	98-105	6-1	3-4	9-5	T. Hardaway Jr.	22	D. Powell	12	J. Brunson	9	D. Booker	24	14,838
11/19/21	at Suns	R	L	104-112	6-1	3-5	9-6	K. Porzingis	23	K. Porzingis	12	J. Brunson	10	D. Booker/M. Bridges	19	17,071
11/21/21	at Clippers	R	L	91-97	6-1	3-6	9-7	K. Porzingis	25	K. Porzingis	8	J. Brunson	8	P. George	29	17,149
11/23/21	at Clippers	R	W	112-104	6-1	4-6	10-7	K. Porzingis	30	L. Dončić/M. Kleber	9	L. Dončić	9	R. Jackson	31	17,067
11/27/21	Wizards	H	L	114-120	6-2	4-6	10-8	L. Dončić	33	K. Porzingis	7	L. Dončić	10	B. Beal	26	20,223
11/29/21	Cavaliers	H	L	96-114	6-3	4-6	10-9	L. Dončić	25	L. Dončić	10	L. Dončić	10	J. Allen	28	19,229
12/1/21	at Pelicans	R	W	139-107	6-3	5-6	11-9	L. Dončić	28	K. Porzingis	10	L. Dončić	14	B. Ingram	29	15,558
12/3/21	Pelicans	H	L	91-107	6-4	5-6	11-10	L. Dončić	21	L. Dončić	10	L. Dončić	7	B. Ingram	24	19,218
12/4/21	Grizzlies	H	L	90-97	6-5	5-6	11-11	T. Hardaway Jr.	29	M. Kleber	9	J. Brunson	8	D. Bane	29	19,396
12/7/21	Nets	H	L	99-102	6-6	5-6	11-12	L. Dončić	28	K. Porzingis	12	L. Dončić	9	K. Durant	24	19,559
12/8/21	at Grizzlies	R	W	104-96	6-6	6-6	12-12	L. Dončić	26	L. Dončić	8	L. Dončić/J. Brunson	7	J. Jackson Jr.	26	14,025
12/10/21	at Pacers	R	L	93-106	6-6	6-7	12-13	L. Dončić	27	L. Dončić	9	L. Dončić	9	C. LeVert	26	12,618
12/12/21	at Thunder	R	W	103-84	6-6	7-7	13-13	J. Brunson	18	J. Brunson	9	D. Finney-Smith/T. Burke	5	S. Gilgeous-Alexander	18	15,747
12/13/21	Hornets	H	W	120-96	7-6	7-7	14-13	K. Porzingis	24	K. Porzingis	13	J. Brunson	8	T. Rozier/K. Cubre Jr.	20	19,213
12/15/21	Lakers	H	L	104-107	7-7	7-7	14-14	J. Brunson	25	K. Porzingis	12	J. Brunson	9	L. James	24	20,270
12/19/21	at Timberwolves	R	L	105-111	7-7	7-8	14-15	T. Hardaway Jr.	28	M. Kleber	14	J. Brunson	11	K. Towns	24	16,127
12/21/21	Timberwolves	H	W	114-102	8-7	7-8	15-15	J. Brunson	28	S. Brown	11	T. Burke	7	K. Towns	26	20,056
12/23/21	Bucks	H	L	95-102	8-8	7-8	15-16	J. Brunson	19	S. Brown	13	J. Brunson	8	K. Middleton	26	19,654
12/25/21	at Jazz	R	L	116-120	8-8	7-9	15-17	J. Brunson/K. Porzingis	27	K. Porzingis	9	J. Brunson	6	D. Mitchell	33	18,306
12/27/21	at Trail Blazers	R	W	132-117	8-8	8-9	16-17	K. Porzingis	34	K. Porzingis/D. Finney-Smith	9	J. Green	10	D. Lillard	26	18,430
12/29/21	at Kings	R	L	94-95	8-8	8-10	16-18	J. Brunson	25	K. Porzingis	7	J. Brunson	6	D. Fox	16	16,071
12/31/21	at Kings	R	W	112-96	8-8	9-10	17-18	K. Porzingis	24	K. Porzingis	9	J. Brunson	8	T. Haliburton	17	15,833
1/2/22	at Thunder	R	W	95-86	8-8	10-10	18-18	T. Hardaway Jr./M. Chriss	15	L. Dončić	9	L. Dončić	10	J. Giddey	17	14,751
1/3/22	Nuggets	H	W	103-89	9-8	10-10	19-18	L. Dončić	21	L. Dončić	8	L. Dončić	15	N. Jokic	27	19,767
1/5/22	Warriors	H	W	99-82	10-8	10-10	20-18	L. Dončić	26	M. Kleber	10	L. Dončić	8	A. Wiggins	17	20,441
1/7/22	at Rockets	R	W	130-106	10-8	11-10	21-18	T. Hardaway Jr.	19	M. Kleber	11	J. Brunson	10	C. Wood	20	15,238
1/9/22	Bulls	H	W	113-99	11-8	11-10	22-18	L. Dončić	22	L. Dončić	14	L. Dončić	14	Z. LaVine/D. DeRozan	20	20,041
1/12/22	at Knicks	R	L	85-108	11-8	11-11	22-19	L. Dončić	21	L. Dončić	11	J. Brunson	6	R. Barrett	32	18,215
1/14/22	at Grizzlies	R	W	112-85	11-8	12-11	23-19	L. Dončić	27	L. Dončić	13	L. Dončić	10	J. Morant	19	16,712
1/15/22	Magic	H	W	108-92	12-8	12-11	24-19	L. Dončić	23	L. Dončić	9	L. Dončić/J. Brunson/R. Bullock	3	J. Suggs/R. Lopez/M. Wagner	16	19,816
1/17/22	Thunder	H	W	104-102	13-8	12-11	25-19	L. Dončić	20	L. Dončić	11	L. Dončić	12	S. Gilgeous-Alexander	34	19,266
1/19/22	Raptors	H	W	102-98	14-8	12-11	26-19	L. Dončić	41	L. Dončić	14	L. Dončić	7	P. Siakam	20	19,218
1/20/22	Suns	H	L	101-109	14-9	12-11	26-20	L. Dončić	28	K. Porzingis	11	L. Dončić	8	D. Booker	28	19,584
1/23/22	Grizzlies	H	W	104-91	15-9	12-11	27-20	L. Dončić	37	L. Dončić	11	L. Dončić	9	J. Morant	35	19,701
1/25/22	at Warriors	R	L	92-130	15-9	12-12	27-21	L. Dončić	25	L. Dončić	8	J. Brunson	5	J. Kuminga	22	18,064
1/26/22	at Trail Blazers	R	W	132-112	15-9	13-12	28-21	K. Porzingis	22	L. Dončić	10	L. Dončić	15	A. Simons	23	16,334
1/29/22	Pacers	H	W	132-105	16-9	13-12	29-21	L. Dončić	30	M. Kleber	14	L. Dončić	12	D. Washington Jr.	22	19,831
1/30/22	at Magic	R	L	108-110	16-9	13-13	29-22	L. Dončić	34	L. Dončić	12	L. Dončić	11	C. Okeke	19	13,376
2/2/22	Thunder	H	L	114-120	16-10	13-13	29-23	L. Dončić	40	R. Bullock/M. Kleber	8	L. Dončić	10	L. Dort	30	19,200
2/4/22	76ers	H	W	107-98	17-10	13-13	30-23	L. Dončić	33	L. Dončić	13	L. Dončić	15	J. Embiid	27	19,200
2/6/22	Hawks	H	W	103-94	18-10	13-13	31-23	J. Brunson/R. Bullock	22	L. Dončić	10	L. Dončić	11	J. Collins	22	19,887
2/8/22	Pistons	H	W	116-86	19-10	13-13	32-23	L. Dončić	33	L. Dončić/D. Finney-Smith/D. Powell/M. Kleber	7	L. Dončić	11	H. Diallo	18	19,200
2/10/22	Clippers	H	W	112-105	20-10	13-13	33-23	L. Dončić	51	L. Dončić/M. Kleber	9	L. Dončić	6	M. Morris Sr.	21	19,532
2/12/22	Clippers	H	L	97-99	20-11	13-13	33-24	L. Dončić	45	L. Dončić	15	L. Dončić	8	R. Jackson	24	20,028
2/15/22	at Heat	R	W	107-99	20-11	14-13	34-24	L. Dončić	21	L. Dončić	10	L. Dončić/J. Brunson	6	J. Butler	29	19,600
2/17/22	at Pelicans	R	W	125-118	20-11	15-13	35-24	L. Dončić	49	L. Dončić	15	L. Dončić	8	C. McCollum	38	15,906
2/25/22	at Jazz	R	L	109-114	20-11	15-14	35-25	L. Dončić	23	L. Dončić/D. Powell	7	L. Dončić	11	D. Mitchell	33	18,306
2/27/22	at Warriors	R	W	107-101	20-11	16-14	36-25	L. Dončić	34	L. Dončić	11	S. Dinwiddie/J. Brunson	5	S. Curry	27	18,064
3/1/22	at Lakers	R	W	109-104	20-11	17-14	37-25	L. Dončić	25	D. Finney-Smith	9	S. Dinwiddie	9	L. James	26	17,857
3/3/22	Warriors	H	W	122-113	21-11	17-14	38-25	L. Dončić	41	L. Dončić	10	L. Dončić	9	J. Poole	23	20,229
3/5/22	Kings	H	W	114-113	22-11	17-14	39-25	S. Dinwiddie	36	J. Green	12	S. Dinwiddie	7	D. Fox	44	20,060
3/7/22	Jazz	H	W	111-103	23-11	17-14	40-25	L. Dončić	35	L. Dončić	16	L. Dončić	7	B. Bogdanovic	21	20,077
3/9/22	Knicks	H	L	77-107	23-12	17-14	40-26	L. Dončić	31	R. Bullock	7	L. Dončić	4	J. Randle	26	20,182
3/11/22	at Rockets	R	W	113-100	23-12	18-14	41-26	L. Dončić	30	L. Dončić	14	S. Dinwiddie	7	J. Christopher/K. Porter Jr.	17	15,060
3/13/22	at Celtics	R	W	95-92	23-12	19-14	42-26	L. Dončić	26	M. Kleber	13	L. Dončić	8	J. Tatum	21	19,156
3/16/22	at Nets	R	W	113-111	23-12	20-14	43-26	L. Dončić	37	L. Dončić	9	L. Dončić	9	K. Durant	23	17,981
3/18/22	at 76ers	R	L	101-111	23-12	20-15	43-27	J. Brunson	24	S. Dinwiddie	8	L. Dončić	10	J. Embiid	32	21,428
3/19/22	at Hornets	R	L	108-129	23-12	20-16	43-28	L. Dončić	37	M. Chriss	9	F. Ntilikina	4	M. Bridges	23	19,279
3/21/22	Timberwolves	H	W	110-108	24-12	20-16	44-28	D. Powell	22	D. Powell/S. Dinwiddie	8	L. Dončić	10	K. Towns	22	20,077
3/23/22	Rockets	H	W	110-91	25-12	20-16	45-28	J. Brunson	28	M. Kleber	9	S. Dinwiddie	6	A. Sengun	14	20,026
3/25/22	at Timberwolves	R	L	95-116	25-12	20-17	45-29	L. Dončić	24	L. Dončić	10	L. Dončić	8	K. Towns	20	17,136
3/27/22	Jazz	H	W	114-100	26-12	20-17	46-29	L. Dončić	32	J. Brunson/L. Dončić	10	J. Brunson/L. Dončić	5	R. Gay	18	20,177
3/29/22	Lakers	H	W	128-110	27-12	20-17	47-29	L. Dončić	34	L. Dončić	12	L. Dončić	12	M. Monk	28	20,382
3/30/22	at Cavaliers	R	W	120-112	27-12	21-17	48-29	L. Dončić	35	L. Dončić	9	L. Dončić	13	C. LeVert	32	19,432
4/1/22	at Wizards	R	L	103-135	27-12	21-18	48-30	L. Dončić	6	L. Dončić	7	L. Dončić	6	K. Caldwell-Pope	35	17,745
4/3/22	at Bucks	R	W	118-112	27-12	22-18	49-30	L. Dončić	32	D. Powell	13	L. Dončić	15	G. Antetokounmpo	28	17,902
4/6/22	at Pistons	R	W	131-113	27-12	23-18	50-30	L. Dončić	26	L. Dončić	8	L. Dončić	14	C. Cunningham	25	18,422
4/8/22	Trail Blazers	H	W	128-78	28-12	23-18	51-30	L. Dončić	39	L. Dončić	11	L. Dončić	7	D. Eubanks	18	20,1



TEAM RECORD

	RECORD	HOME	ROAD	OT
OVERALL	52-30	29-12	23-18	1-2
ATLANTIC	6-4	3-2	3-2	--
CENTRAL	6-4	3-2	3-2	--
SOUTHEAST	4-6	3-2	1-4	--
EASTERN	16-14	9-6	7-8	--
SOUTHWEST	14-2	6-2	8-0	--
NORTHWEST	12-6	8-1	4-5	0-1
PACIFIC	10-8	6-3	4-5	1-1
WESTERN	36-16	20-6	16-10	1-2

HEAD COACH: JASON KIDD

	TENURE	WON	LOSS	PCT.
OVERALL:		235	220	.516
W/ CLUB:		52	30	.634

TEAM WINNING & LOSING STREAKS

LONG:	OVERALL	HOME	ROAD
Win	12/31/2021 — 1/9/2022 (6)	3/21/2022 — 4/10/2022 (6)	2/27/2022 — 3/16/2022 (5)
Loss	12/3/2021 — 12/7/2021 (3)	11/27/2021 — 12/7/2021 (5)	3/18/2022 — 3/25/2022 (3)

*showing most recent streaks

AFTER 82 GAMES: W52, L30

MARGIN	1	2	3	4	5	6	7	8	9	10	11	12	13	14	15	16	17	18	19	20	21	22	23
Won By:	2	3	2	1	2	3	2	6	4	3		1	2	4	1	3	1	2	2	1			
Lost By:	1	2	2	1	1	4	3	2		2			1		1	1		1			2		1

MARGIN	24	25	26	27	28	29	30	31	32	33	34	35	36	37	38	39	40	41	42	43	44	45	46
Won By:	2			2			1		1														
Lost By:			1				1	1	1						1								

AT START OF:	OVERALL	HOME	ROAD	FG%:	OVERALL	HOME	ROAD
2nd-Ahead:	29-14	17-6	12-8	-44%	8-21	4-9	4-12
-Behind:	21-16	11-6	10-10	45-49%	19-9	13-3	6-6
-Tied:	2-0	1-0	1-0	50-54%	19-0	11-0	8-0
3rd-Ahead:	34-9	20-6	14-3	55-59%	5-0	1-0	4-0
-Behind:	17-20	8-5	9-15	+60%	1-0	0-0	1-0
-Tied:	1-1	1-1	0-0				
4th-Ahead:	45-6	26-3	19-3				
-Behind:	6-22	2-8	4-14				
-Tied:	1-2	1-1	0-1				





PLAYER	MIN	FG	ATT	3FG	ATT	FT	FTA	OFF	DEF	TOT	AST	PF	PFD	STL	TO	BLK	PTS
Dāvis Bertāns	21.4 Apr. 8 vs. POR	6 Feb. 25 at UTA	10 Mar. 11 at HOU	5 Feb. 25 at UTA	8 Feb. 25 at UTA	2(2) Mar. 29 at MEM	2(4) Mar. 29 vs. LAL	2(2) Apr. 8 vs. POR	6 Apr. 8 vs. POR	8 Apr. 8 vs. POR	6C Apr. 8 vs. POR	6C Mar. 19 at CHA	3 Mar. 11 at HOU	1(6) Apr. 10 vs. SAS	2 Mar. 29 vs. LAL	1(6) Apr. 8 vs. POR	17 Feb. 25 at UTA
Moses Brown	20.3 Dec. 12 at OKC	5 Dec. 12 at OKC	6 Dec. 12 at OKC	--	--	7 Dec. 8 at MEM	8(2) Dec. 12 at OKC	4 Dec. 8 at MEM	5(3) Jan. 7 at HOU	7 Dec. 8 at MEM	1 Feb. 8 vs. DET	4(2) Dec. 25 at UTA	6C Dec. 12 at OKC	1(3) Dec. 12 at OKC	3 Dec. 27 at POR	2(3) Dec. 12 at OKC	15 Dec. 12 at OKC
Sterling Brown	36.5 Dec. 23 vs. MIL	5 Dec. 21 vs. MIN	11 Dec. 23 vs. MIL	3 Dec. 25 at UTA	6(2) Dec. 23 vs. MIL	2(6) Mar. 19 at CHA	2(7) Mar. 19 at CHA	3C Dec. 23 vs. MIL	10 Dec. 23 vs. MIL	13C Dec. 23 vs. MIL	3(4) Mar. 23 vs. HOU	5 Dec. 25 at UTA	1(12) Mar. 19 at CHA	2(2) Nov. 19 at PHX	3 Nov. 3 at SAS	1(7) Mar. 9 vs. NYK	12 Dec. 21 vs. MIN
Charlie Brown Jr.	7.6 Dec. 25 at UTA	1 Dec. 25 at UTA	4 Dec. 25 at UTA	--	2 Dec. 25 at UTA	--	--	--	1 Dec. 25 at UTA	1 Dec. 25 at UTA	1 Dec. 25 at UTA	1(2) Dec. 27 at POR	--	2T Dec. 25 at UTA	--	1T Dec. 31 at SAC	2 Dec. 25 at UTA
Jalen Brunson	42.6C Feb. 2 vs. OKC	11(3) Dec. 31 at SAC	25C Dec. 25 at UTA	4(3) Mar. 1 at LAL	8C Dec. 21 vs. MIN	12C Nov. 3 at SAS	15C Nov. 3 at SAS	3(3) Mar. 27 at UTA	9 Nov. 3 at SAS	10(2) Mar. 27 at UTA	11C(3) Jan. 26 at POR	5(4) Feb. 6 vs. ATL	10C Nov. 3 at SAS	5C Jan. 14 at MEM	6C(2) Feb. 2 vs. OKC	1C(3) Jan. 25 at GSW	31 Nov. 3 at SAS
Reggie Bullock	42.1 Mar. 3 vs. GSW	8(4) Mar. 27 vs. UTA	16 Feb. 2 vs. OKC	7C Mar. 27 vs. UTA	13 Feb. 2 vs. OKC	6C Feb. 4 vs. PHI	6C Feb. 4 vs. PHI	4C(2) Mar. 25 at MIN	8C Feb. 6 vs. ATL	9C Feb. 6 vs. ATL	4(3) Mar. 3 vs. GSW	5(2) Apr. 3 at MIL	2(6) Feb. 6 vs. ATL	3(3) Mar. 3 vs. GSW	2(10) Apr. 8 vs. POR	2C Feb. 27 at GSW	23(3) Mar. 27 vs. UTA
Trey Burke	22.7 Dec. 13 vs. CHA	9 Dec. 13 vs. CHA	14 Dec. 13 vs. CHA	4(2) Feb. 8 vs. DET	7 Dec. 13 vs. CHA	4(2) Dec. 15 vs. LAL	4(2) Dec. 15 vs. LAL	1(4) Mar. 9 vs. NYK	3(4) Feb. 8 vs. DET	4 Dec. 15 vs. LAL	7 Dec. 21 vs. MIN	5 Feb. 6 vs. ATL	3 Nov. 21 at LAC	2 Nov. 19 at PHX	3(2) Mar. 19 at CHA	--	22 Dec. 13 vs. CHA
Willie Cauley-Stein	19.1 Nov. 2 vs. MIA	3 Nov. 19 at PHX	6 Nov. 27 vs. WAS	1C Nov. 19 at PHX	1(2) Nov. 19 at PHX	1 Nov. 19 at PHX	2 Nov. 19 at PHX	3(2) Nov. 27 vs. WAS	5 Oct. 21 at ATL	6(2) Oct. 31 vs. SAC	2 Oct. 31 vs. SAC	3(2) Nov. 27 vs. WAS	1(4) Nov. 27 vs. WAS	2(2) Nov. 21 at LAC	2(2) Nov. 27 vs. WAS	2 Nov. 27 vs. WAS	8 Nov. 19 at PHX
Marquese Chriss	21.2 Apr. 10 vs. SAS	6(4) Jan. 30 at ORL	12 Jan. 30 at ORL	3 Jan. 2 at OKC	3 Jan. 2 at OKC	5 Apr. 6 at DET	6 Apr. 6 at DET	3(4) Apr. 10 vs. SAS	7(2) Dec. 31 at SAC	9 Mar. 19 at CHA	3 Jan. 29 vs. IND	6C Dec. 23 vs. MIL	3(5) Apr. 6 at DET	4 Jan. 30 at ORL	3 Dec. 23 vs. MIL	2(3) Mar. 19 at CHA	15(2) Jan. 14 at MEM
Spencer Dinwiddie	40.4 Mar. 7 vs. UTA	11 Mar. 5 vs. SAC	22 Mar. 5 vs. SAC	5 Mar. 7 vs. UTA	9 Mar. 7 vs. UTA	12 Mar. 5 vs. SAC	13 Mar. 5 vs. SAC	3 Mar. 18 at PHI	7 Mar. 21 vs. MIN	8(2) Mar. 21 vs. MIN	9 Mar. 1 at LAL	5 Mar. 5 vs. SAC	9 Mar. 5 vs. SAC	3C(2) Mar. 18 at PHI	5 Mar. 5 vs. SAC	1(6) Apr. 8 vs. POR	36 Mar. 5 vs. SAC
Luka Dončić	42.8 Feb. 2 vs. OKC	17C(2) Feb. 17 at NOP	35C Feb. 17 at NOP	8C Mar. 19 at CHA	14(3) Apr. 8 vs. POR	12 Jan. 17 vs. OKC	14(4) Apr. 3 at MIL	3(4) Mar. 29 vs. LAL	15(2) Mar. 7 vs. UTA	16 Mar. 7 vs. UTA	15(5) Apr. 3 at MIL	5(4) Feb. 25 at UTA	11(2) Mar. 7 vs. UTA	4(2) Jan. 3 vs. DEN	9C(2) Feb. 27 at GSW	3 Jan. 17 vs. OKC	51C Feb. 10 vs. LAC
Dorian Finney-Smith	48.8C Nov. 23 at LAC	10C Mar. 30 at CLE	16 Mar. 30 at CLE	6C Mar. 30 at CLE	12C Mar. 30 at CLE	4 Dec. 23 vs. MIL	4(3) Jan. 12 at NYK	4(6) Mar. 7 vs. UTA	7(3) Mar. 1 at LAL	10 Jan. 17 vs. OKC	6C(2) Apr. 3 at MIL	6C Dec. 29 at SAC	5 Nov. 23 at LAC	3(11) Mar. 23 vs. HOU	4C Oct. 29 at DEN	3C Oct. 26 vs. HOU	28C Mar. 30 at CLE
Josh Green	36.0C Mar. 11 at HOU	8C Jan. 9 vs. CHI	10C(3) Mar. 11 at HOU	2C(6) Apr. 6 at DET	4C Mar. 16 at DET	4C(3) Jan. 29 vs. IND	5C Jan. 7 at HOU	6C Mar. 5 vs. SAC	7C Apr. 6 at DET	12C Mar. 5 vs. SAC	10C Dec. 27 at POR	5C(2) Mar. 13 at BOS	5C Mar. 5 at HOU	4C Mar. 11 at HOU	3C(2) Mar. 19 at CHA	2C(2) Mar. 11 at HOU	18C Jan. 9 vs. CHI
Tim Hardaway Jr.	41.0 Nov. 23 at LAC	10 Dec. 19 at MIN	23 Nov. 17 at PHX	7 Oct. 23 at TOR	13(2) Dec. 19 at MIN	10 Dec. 4 vs. MEM	14 Dec. 4 vs. MEM	2 Dec. 4 vs. MEM	9 Dec. 15 vs. LAL	9 Dec. 15 vs. LAL	7 Jan. 7 at HOU	5 Nov. 23 at LAC	9 Dec. 4 vs. MEM	3C(3) Jan. 9 vs. CHI	3(2) Jan. 23 vs. MEM	1(6) Jan. 5 vs. GSW	29 Dec. 4 vs. MEM
Carlik Jones	9.2C Dec. 23 vs. MIL	--	4C Dec. 31 at SAC	--	1C Dec. 27 at POR	2C Dec. 27 at POR	2C Dec. 27 at POR	1C Dec. 31 at SAC	2C Dec. 23 vs. MIL	2C Dec. 23 vs. MIL	3C Dec. 23 vs. MIL	--	1C Dec. 27 at POR	1C Dec. 31 at SAC	1C(3) Dec. 31 at SAC	--	2T Dec. 27 at POR
George King	9.2C Dec. 25 at UTA	--	3C Dec. 25 at UTA	--	2C Dec. 25 at UTA	1C Dec. 23 vs. MIL	2C Dec. 23 vs. MIL	--	3C Dec. 25 at UTA	3C Dec. 25 at UTA	--	2C Dec. 27 at POR	1C Dec. 23 vs. MIL	--	1C Dec. 25 at UTA	--	1C Dec. 23 vs. MIL
Maxi Kleber	42.2C Feb. 2 vs. OKC	7 Feb. 17 at NOP	12 Dec. 12 at OKC	6C Jan. 9 vs. CHI	9 Jan. 9 vs. CHI	6C Feb. 15 at MIA	8C Feb. 15 at MIA	5 Feb. 10 vs. LAC	12C(3) Mar. 13 at BOS	14C(2) Jan. 29 vs. IND	6C Nov. 23 at LAC	5(5) Mar. 23 vs. HOU	5C(3) Feb. 15 at MIA	3 Feb. 2 vs. HOU	3(3) Mar. 23 vs. SAS	6C Oct. 28 vs. SAS	20 Feb. 17 at NOP
Brandon Knight	24.4 Dec. 27 at POR	6 Dec. 27 at POR	12 Dec. 27 at POR	2(2) Dec. 27 at POR	7 Dec. 27 at POR	4(2) Dec. 27 at POR	4(2) Dec. 27 at POR	--	3 Dec. 27 at POR	3 Dec. 27 at POR	5 Dec. 27 at POR	2(2) Dec. 27 at POR	3(2) Dec. 27 at POR	1 Dec. 27 at POR	2(2) Dec. 27 at POR	--	18 Dec. 27 at POR
Boban Marjanović	14.8 Nov. 3 at SAS	8 Nov. 3 at SAS	10 Nov. 3 at SAS	1 Nov. 29 vs. CLE	1(4) Apr. 10 vs. SAS	3 Mar. 25 at MIN	4(2) Mar. 25 at MIN	2(2) Nov. 3 at SAS	6(2) Apr. 8 vs. POR	7 Dec. 4 vs. MEM	1(3) Apr. 10 vs. SAS	5C Nov. 3 at SAS	5 Nov. 3 at SAS	--	4 Nov. 3 at SAS	1(3) Mar. 25 at MIN	17 Nov. 3 at SAS
JaQuori McLaughlin	3.8C Dec. 1 at NOP	--	1C(2) Dec. 19 at MIN	--	1C Dec. 19 at MIN	--	--	--	--	--	1C(2) Dec. 1 at NOP	1C Dec. 21 vs. MIN	--	--	--	--	--
Frank Ntilikina	38.3 Dec. 29 at SAC	6 Mar. 23 vs. HOU	16C Dec. 23 vs. MIL	3 Nov. 17 at PHX	10C Dec. 23 vs. MIL	5 Dec. 25 at UTA	5 Dec. 25 at UTA	2(2) Mar. 19 at CHA	5 Jan. 25 at GSW	6 Mar. 19 at CHA	5(2) Dec. 23 vs. MIL	5C Mar. 23 vs. HOU	5C Dec. 23 vs. MIL	3 Nov. 19 at PHX	3(2) Mar. 23 vs. HOU	1(7) Mar. 19 at CHA	17 Dec. 25 at UTA
Eugene Omoruyi	8.7C Oct. 29 at DEN	2C Oct. 29 at DEN	4C Oct. 29 at DEN	1C Oct. 29 at DEN	2C Oct. 29 at DEN	1C(2) Nov. 2 vs. MIA	2C(2) Nov. 2 vs. MIA	1C(2) Dec. 1 at NOP	2C(2) Nov. 2 vs. MIA	3C Oct. 29 at DEN	1C(2) Dec. 1 at NOP	1C(2) Dec. 1 at NOP	1C(2) Nov. 2 vs. MIA	--	--	--	6C Oct. 29 at DEN
Theo Pinson	21.9 Dec. 23 vs. MIL	5C Apr. 10 vs. SAS	9 Dec. 23 vs. MIL	4C Apr. 10 vs. SAS	8C Dec. 23 vs. MIL	2(5) Apr. 10 vs. SAS	2(5) Apr. 10 vs. SAS	1(2) Apr. 8 vs. POR	5 Dec. 25 at UTA	5 Dec. 25 at UTA	3(3) Dec. 31 at SAC	4C Dec. 23 vs. MIL	2 Apr. 10 vs. SAS	4C Dec. 21 vs. MIN	2 Apr. 10 vs. SAS	1C(2) Dec. 31 at SAC	16 Apr. 10 vs. SAS
Kristaps Porzingis	40.4 Nov. 23 at LAC	12(2) Dec. 27 at POR	23 Dec. 15 vs. LAL	5 Nov. 15 vs. DEN	9(2) Nov. 12 at SAS	11 Dec. 25 at UTA	13 Dec. 25 at UTA	5 Nov. 15 vs. DEN	10 Dec. 7 vs. BKN	13 Dec. 13 vs. CHA	7C Nov. 17 at PHX	6C Jan. 23 vs. MEM	9 Dec. 27 at POR	3 Nov. 27 vs. WAS	5C(3) Jan. 19 vs. TOR	6 Jan. 23 vs. MEM	34 Dec. 27 at POR
Dwight Powell	36.4 Feb. 6 vs. ATL	9(3) Mar. 11 at HOU	12(2) Feb. 25 at UTA	2 Nov. 10 at CHI	3(2) Nov. 10 at CHI	8 Mar. 11 at HOU	9 Mar. 11 at HOU	7C Feb. 12 vs. LAC	11 Apr. 3 at MIL	13 Apr. 3 at MIL	5 Dec. 4 vs. MEM	6C(2) Mar. 21 vs. MIN	9C Mar. 11 at HOU	3 Feb. 4 vs. PHI	3(6) Apr. 10 vs. SAS	3 Nov. 6 vs. BOS	26C Mar. 11 at HOU
Isaiah Thomas	13.3 Dec. 29 at SAC	3 Dec. 29 at SAC	8 Dec. 29 at SAC	--	3 Dec. 29 at SAC	--	--	--	--	--	4 Dec. 29 at SAC	--	--	--	--	--	6 Dec. 29 at SAC
Moses Wright	7.8C Apr. 10 vs. SAS	1C Mar. 23 vs. HOU	3C Mar. 23 vs. HOU	--	1C Mar. 29 vs. LAL	2C Apr. 10 vs. SAS	2C Apr. 10 vs. SAS	1C Mar. 23 vs. HOU	2C Apr. 10 vs. SAS	2C Apr. 10 vs. SAS	1C Apr. 10 vs. SAS	--	1C(2) Apr. 10 vs. SAS	--	--	1C Apr. 10 vs. SAS	3C Mar. 23 vs. HOU
Mavericks High Games	265.0(3) Feb. 2 vs. OKC	57 Dec. 1 at NOP	100 Nov. 12 at SAS	20(3) Apr. 10 vs. SAS	46(4) Mar. 29 vs. LAL	32 Jan. 15 vs. ORL	38 Jan. 15 vs. ORL	15 Nov. 3 at SAS	44(3) Jan. 14 at MEM	67 Jan. 7 at HOU	38 Dec. 27 at POR	31(2) Dec. 27 at POR	28(2) Mar. 5 vs. SAC	15 Nov. 19 at PHX	19(2) Jan. 20 vs. PHX	12 Jan. 23 vs. MEM	139 Dec. 1 at NOP
Mavericks Low Games	240.0(79) Apr. 10 vs. SAS	23 Oct. 29 at DEN	74(2) Mar. 13 at BOS	4 Dec. 10 at IND	22 Dec. 31 at SAS	4 Oct. 28 vs. SAS	6 Nov. 17 at PHX	2 Apr. 3 at MIL	22 Feb. 25 at UTA	30 Jan. 3 vs. DEN	11 Mar. 9 vs. NYK	12 Jan. 2 at OKC	9 Nov. 17 at PHX	1(2) Jan. 20 vs. PHX	4 Dec. 7 vs. BKN	1(7) Apr. 6 at DET	75 Oct. 29 at DEN
Opponents High Games	265.0(3) Feb. 2 vs. OKC	49(2) Apr. 1 at WAS	99 Jan. 23 vs. MEM	20 Mar. 19 at CHA	44 Mar. 29 vs. LAL	35 Dec. 27 at POR	42 Dec. 27 at POR	21 Jan. 23 vs. MEM	49 Oct. 21 at ATL	72 Mar. 9 vs. NYK	33(2) Apr. 1 at WAS	28(2) Mar. 5 vs. SAC	31(2) Dec. 27 at POR	15(2) Apr. 10 vs. SAS	25 Jan. 3 vs. DEN	11 Oct. 28 vs. SAS	135 Apr. 1 at WAS
Opponents Low Games	240.0(79) Apr. 10 vs. SAS	30 Dec. 12 at OKC	67 Jan. 3 vs. DEN	4(2) Mar. 23 vs. HOU	19 Nov. 29 vs. CLE	6(3) Mar. 27 vs. UTA	9(2) Jan. 2 at OKC	3(3) Jan. 26 at POR	16 Dec. 1 at NOP	36 Dec. 1 at NOP	16(2) Mar. 13 at BOS	9 Nov. 17 at PHX	12 Jan. 2 at OKC	1(2) Feb. 15 at MIA	6(2) Mar. 27 vs. UTA	1(9) Apr. 3 at MIL	78 Apr. 8 vs. POR

C INDICATES A NEW CAREER-HIGH, **A TIED CAREER-HIGH.

NUMBERS IN PARENTHESES INDICATE THE NUMBER OF GAMES IN WHICH A PLAYER OR TEAM HAS REACHED A GIVEN TOTAL (IF MORE THAN ONE).





2021-22 REGULAR SEASON GAME-BY-GAME STATS

DATE	GAME	W/L	FG	FGA	PCT	3FG	3FGA	PCT	FT	FTA	PCT	OR	DR	REB	AST	PF	ST	TO	BS	PTS
10/21	Mavericks	L	31	93	0.333	13	43	0.302	12	13	0.923	10	40	50	16	21	7	15	3	87
17,162	at Hawks		45	94	0.479	15	35	0.429	8	9	0.889	6	49	55	31	16	8	13	9	113
10/23	Mavericks	W	38	91	0.418	14	42	0.333	13	18	0.722	13	37	50	24	22	6	9	6	103
19,800	at Raptors		34	85	0.400	11	37	0.297	16	23	0.696	11	38	49	17	23	7	12	6	95
10/26	Mavericks	W	43	93	0.462	12	43	0.279	18	25	0.720	14	36	50	25	22	9	15	7	116
19,337	vs. Rockets		36	86	0.419	16	39	0.410	18	26	0.692	11	38	49	24	21	7	17	3	106
10/28	Mavericks	W	41	89	0.461	18	45	0.400	4	13	0.308	9	36	45	18	19	4	13	7	104
19,228	vs. Spurs		39	88	0.443	12	30	0.400	9	15	0.600	11	37	48	21	16	6	15	11	99
10/29	Mavericks	L	23	78	0.295	8	37	0.216	21	27	0.778	6	30	36	14	17	8	15	3	75
18,315	at Nuggets		43	83	0.518	11	36	0.306	9	13	0.692	5	46	51	28	24	8	20	3	106
10/31	Mavericks	W	40	90	0.444	12	37	0.324	13	20	0.650	10	35	45	24	20	8	10	4	105
19,231	vs. Kings		38	96	0.396	7	36	0.194	16	20	0.800	17	39	56	20	19	6	13	3	99
11/2	Mavericks	L	37	84	0.440	14	42	0.333	22	31	0.710	11	30	41	17	21	1	10	3	110
19,255	vs. Heat		43	83	0.518	13	25	0.520	26	30	0.867	9	36	45	25	25	6	7	5	125
11/3	Mavericks	W	40	93	0.430	8	34	0.235	21	29	0.724	15	41	56	21	23	10	19	4	109
16,356	at Spurs		43	88	0.489	7	21	0.333	15	20	0.750	5	35	40	25	24	10	15	10	108
11/6	Mavericks	W	41	78	0.526	13	39	0.333	12	14	0.857	7	33	40	19	18	7	15	6	107
20,052	vs. Celtics		42	86	0.488	9	31	0.290	11	16	0.688	8	28	36	20	14	6	11	2	104
11/8	Mavericks	W	43	85	0.506	14	35	0.400	8	13	0.615	9	37	46	27	15	7	13	3	108
19,231	vs. Pelicans		37	87	0.425	9	34	0.265	9	11	0.818	9	30	39	27	16	7	14	0	92
11/10	Mavericks	L	38	83	0.458	12	33	0.364	19	24	0.792	8	35	43	23	16	9	12	4	107
20,910	at Bulls		45	89	0.506	15	31	0.484	12	14	0.857	8	38	46	26	15	9	11	2	117
11/12	Mavericks	W	46	100	0.460	18	45	0.400	13	19	0.684	10	38	48	30	18	9	6	7	123
13,425	at Spurs		41	84	0.488	13	30	0.433	14	20	0.700	3	38	41	30	17	3	13	3	109
11/15	Mavericks	W	45	90	0.500	14	36	0.389	7	10	0.700	10	34	44	30	19	7	9	2	111
19,797	vs. Nuggets		40	84	0.476	9	32	0.281	12	17	0.706	10	36	46	20	16	4	12	5	101
11/17	Mavericks	L	38	91	0.418	16	32	0.500	6	6	1.000	8	41	49	28	14	5	10	2	98
14,838	at Suns		41	93	0.441	13	39	0.333	10	14	0.714	8	41	49	27	9	6	8	7	105
11/19	Mavericks	L	37	90	0.411	12	40	0.300	18	23	0.783	10	30	40	25	17	15	10	1	104
17,071	at Suns		44	85	0.518	14	29	0.483	10	14	0.714	10	43	53	28	22	7	18	4	112
11/21	Mavericks	L	34	83	0.410	6	30	0.200	17	18	0.944	8	31	39	21	21	6	10	5	91
17,149	at Clippers		36	75	0.480	12	29	0.414	13	18	0.722	8	34	42	18	15	5	15	2	97
11/23	Mavericks	W	39	89	0.438	12	39	0.308	22	27	0.815	12	30	42	22	23	11	15	5	112
17,067	at Clippers		35	85	0.412	10	32	0.313	24	29	0.828	12	35	47	17	24	5	19	3	104
11/27	Mavericks	L	42	89	0.472	14	38	0.368	16	22	0.727	9	26	35	23	21	7	7	4	114
20,223	vs. Wizards		45	78	0.577	9	24	0.375	21	26	0.808	7	36	43	28	18	4	15	4	120
11/29	Mavericks	L	39	89	0.438	12	39	0.308	6	15	0.400	7	26	33	20	15	8	10	7	96
19,229	vs. Cavaliers		45	80	0.563	10	19	0.526	14	18	0.778	5	43	48	29	22	3	20	4	114
12/1	Mavericks	W	57	83	0.687	18	34	0.529	7	9	0.778	9	25	34	32	19	7	18	2	139
15,558	at Pelicans		40	89	0.449	13	37	0.351	14	16	0.875	16	16	32	22	12	10	16	1	107
12/3	Mavericks	L	32	79	0.405	10	34	0.294	17	26	0.654	5	37	42	17	23	4	15	3	91
19,218	vs. Pelicans		37	90	0.411	12	30	0.400	21	28	0.750	13	42	55	30	26	5	10	5	107
12/4	Mavericks	L	31	92	0.337	15	43	0.349	13	19	0.684	14	28	42	19	21	10	15	1	90
19,396	vs. Grizzlies		37	76	0.487	9	26	0.346	14	24	0.583	10	42	52	20	23	10	23	5	97
12/7	Mavericks	L	36	90	0.400	9	46	0.196	18	22	0.818	10	29	39	21	15	6	4	2	99
19,559	vs. Nets		42	83	0.506	8	26	0.308	10	13	0.769	8	42	50	28	22	3	12	4	102
12/8	Mavericks	W	37	77	0.481	12	33	0.364	18	23	0.783	10	37	47	24	21	5	19	6	104
14,025	at Grizzlies		36	90	0.400	9	31	0.290	15	25	0.600	12	28	40	23	23	14	13	3	96
12/10	Mavericks	L	39	84	0.464	4	29	0.138	11	12	0.917	12	25	37	18	18	7	14	2	93
12,618	at Pacers		41	87	0.471	13	36	0.361	11	12	0.917	13	31	44	28	19	7	13	3	106
12/12	Mavericks	W	38	90	0.422	9	33	0.273	18	23	0.783	10	44	54	25	18	5	9	5	103
15,747	at Thunder		30	80	0.375	13	37	0.351	11	16	0.688	3	36	39	19	25	3	11	7	84
12/13	Mavericks	W	43	83	0.518	19	41	0.463	15	17	0.882	14	36	50	28	19	4	13	8	120
19,213	vs. Hornets		34	86	0.395	13	37	0.351	15	24	0.625	18	20	38	22	18	8	10	2	96
12/15	Mavericks	L	39	98	0.398	12	44	0.273	14	17	0.824	8	43	51	22	21	4	11	3	104
20,270	vs. Lakers		39	90	0.433	15	39	0.385	14	18	0.778	4	42	46	24	20	8	14	2	107
12/19	Mavericks	L	36	82	0.439	12	41	0.293	21	22	0.955	7	34	41	27	25	5	12	2	105
16,127	at Timberwolves		36	77	0.468	15	34	0.441	24	31	0.774	6	31	37	26	22	6	9	3	111
12/21	Mavericks	W	42	86	0.488	11	34	0.324	19	23	0.826	10	34	44	30	22	11	11	3	114
20,056	vs. Timberwolves		36	79	0.456	13	40	0.325	17	20	0.850	9	30	39	26	22	4	17	5	102
12/23	Mavericks	L	35	86	0.407	12	45	0.267	13	17	0.765	8	35	43	25	21	6	11	2	95
19,654	vs. Bucks		37	82	0.451	10	36	0.278	18	22	0.818	6	41	47	26	16	7	12	5	102
12/25	Mavericks	L	38	89	0.427	10	30	0.333	30	35	0.857	8	35	43	19	31	7	14	3	116
18,306	at Jazz		40	90	0.444	12	36	0.333	28	37	0.757	13	36	49	24	24	9	14	6	120
12/27	Mavericks	W	48	84	0.571	12	33	0.364	24	33	0.727	10	31	41	38	31	6	13	4	132
18,430	at Trail Blazers		35	82	0.427	12	40	0.300	35	42	0.833	8	25	33	19	28	4	11	5	117
12/29	Mavericks	L	38	81	0.469	9	24	0.375	9	13	0.692	7	29	36	23	19	7	13	5	94
16,071	at Kings		36	75	0.480	10	26	0.385	13	15	0.867	7	31	38	21	21	5	15	2	95
12/31	Mavericks	W	42	81	0.519	9	22	0.409	19	22	0.864	10	37	47	30	14	5	13	7	112
15,833	at Kings		38	91	0.418	10	29	0.345	10	12	0.833	8	25	33	25	16	7	10	4	96
1/2	Mavericks	W	38	85	0.447	14	39	0.359	5	7	0.714	7	41	48	28	12	9	16	3	95
14,751	at Thunder		35	85	0.412	10	30	0.333	6	9	0.667	7	34	41	20	16	11	11	4	86
1/3	Mavericks	W	35	78	0.449	14	37	0.378	19	21	0.905	5	23	28	23	21	12	11	5	103
19,767	vs. Nuggets		31	67	0.463	6	25	0.240	21	29	0.724	11	36	47	21</					



DATE	GAME	W/L	FG	FGA	PCT	3FG	3FGA	PCT	FT	FTA	PCT	OR	DR	REB	AST	PF	ST	TO	BS	PTS
1/15	Mavericks	W	32	78	0.410	12	34	0.353	32	38	0.842	12	35	47	16	18	6	10	3	108
19,816	vs. Magic		37	77	0.481	7	26	0.269	11	16	0.688	5	32	37	16	26	7	17	3	92
1/17	Mavericks	W	35	88	0.398	12	37	0.324	22	28	0.786	11	36	47	28	19	10	11	7	104
19,266	vs. Thunder		36	83	0.434	11	35	0.314	19	24	0.792	5	37	42	20	23	10	13	2	102
1/19	Mavericks	W	37	76	0.487	9	33	0.273	19	20	0.950	10	35	45	23	20	5	18	0	102
19,218	vs. Raptors		35	91	0.385	8	32	0.250	20	25	0.800	16	28	44	17	21	11	12	1	98
1/20	Mavericks	L	37	85	0.435	11	37	0.297	16	20	0.800	10	40	50	19	22	1	19	3	101
19,584	vs. Suns		39	86	0.453	8	36	0.222	23	25	0.920	5	35	40	25	21	13	7	1	109
1/23	Mavericks	W	36	74	0.486	9	30	0.300	23	31	0.742	9	33	42	22	23	10	18	12	104
19,701	vs. Grizzlies		37	99	0.374	4	24	0.167	13	19	0.684	21	29	50	20	25	10	15	3	91
1/25	Mavericks	L	32	91	0.352	10	40	0.250	18	18	1.000	10	29	39	17	17	9	11	4	92
18,064	at Warriors		49	92	0.533	17	43	0.395	15	18	0.833	12	46	58	31	17	8	14	2	130
1/26	Mavericks	W	48	88	0.545	16	36	0.444	20	26	0.769	6	39	45	35	21	6	9	6	132
16,334	at Trail Blazers		42	82	0.512	14	38	0.368	14	23	0.609	3	35	38	27	21	4	9	1	112
1/29	Mavericks	W	51	96	0.531	16	34	0.471	14	22	0.636	11	35	46	31	19	8	5	7	132
19,831	vs. Pacers		40	91	0.440	9	33	0.273	16	23	0.696	10	37	47	25	21	1	11	7	105
1/30	Mavericks	L	39	81	0.481	16	38	0.421	14	18	0.778	7	33	40	22	19	9	18	4	108
13,376	at Magic		43	84	0.512	11	34	0.324	13	16	0.813	9	31	40	26	16	8	16	1	110
2/2	Mavericks	L	46	98	0.469	14	43	0.326	8	10	0.800	13	26	39	28	21	12	14	8	114
19,200	vs. Thunder		41	86	0.477	17	37	0.459	21	25	0.840	14	36	50	25	16	6	20	8	120
2/4	Mavericks	W	39	85	0.459	10	34	0.294	19	23	0.826	11	29	40	22	18	8	11	0	107
19,200	vs. 76ers		36	70	0.514	9	27	0.333	17	23	0.739	6	30	36	23	22	5	14	5	98
2/6	Mavericks	W	38	88	0.432	16	36	0.444	11	13	0.846	12	36	48	25	25	8	16	5	103
19,887	vs. Hawks		37	95	0.389	5	25	0.200	15	16	0.938	15	35	50	21	18	7	12	4	94
2/8	Mavericks	W	40	79	0.506	18	36	0.500	18	23	0.783	6	41	47	24	18	10	13	5	116
19,200	vs. Pistons		33	87	0.379	5	30	0.167	15	22	0.682	13	32	45	20	24	5	15	2	86
2/10	Mavericks	W	38	78	0.487	13	39	0.333	23	27	0.852	8	33	41	19	23	4	14	3	112
19,532	vs. Clippers		39	81	0.481	9	23	0.391	18	25	0.720	4	27	31	24	25	9	10	2	105
2/12	Mavericks	L	35	85	0.412	15	39	0.385	12	19	0.632	13	31	44	16	17	4	14	0	97
20,028	vs. Clippers		43	82	0.524	7	22	0.318	6	11	0.545	6	36	42	23	20	7	14	4	99
2/15	Mavericks	W	34	76	0.447	18	41	0.439	21	33	0.636	12	26	38	27	26	5	9	7	107
19,600	at Heat		35	84	0.417	7	27	0.259	22	27	0.815	15	33	48	19	23	1	12	2	99
2/17	Mavericks	W	44	82	0.537	19	40	0.475	18	25	0.720	7	31	38	18	22	5	9	4	125
15,906	at Pelicans		46	92	0.500	12	28	0.429	14	21	0.667	17	31	48	22	18	7	13	0	118
2/25	Mavericks	L	42	88	0.477	17	39	0.436	8	8	1.000	8	22	30	22	21	9	12	3	109
18,306	at Jazz		40	74	0.541	16	38	0.421	18	22	0.818	9	35	44	22	14	9	18	4	114
2/27	Mavericks	W	39	78	0.500	13	34	0.382	16	20	0.800	6	39	45	16	18	5	18	7	107
18,064	at Warriors		39	91	0.429	11	39	0.282	12	20	0.600	12	32	44	27	23	15	11	2	101
3/1	Mavericks	W	41	82	0.500	10	35	0.286	17	27	0.630	10	35	45	24	19	8	14	7	109
17,857	at Lakers		37	82	0.451	14	34	0.412	16	20	0.800	4	33	37	22	20	8	12	6	104
3/3	Mavericks	W	45	85	0.529	17	37	0.459	15	20	0.750	8	24	32	29	16	7	10	1	122
20,229	vs. Warriors		44	81	0.543	15	30	0.500	10	13	0.769	10	27	37	26	19	7	15	5	113
3/5	Mavericks	W	40	84	0.476	14	36	0.389	20	27	0.741	10	29	39	22	22	7	10	2	114
20,060	vs. Kings		46	94	0.489	9	25	0.360	12	18	0.667	10	35	45	24	28	5	16	1	113
3/7	Mavericks	W	39	88	0.443	17	46	0.370	16	20	0.800	9	34	43	19	21	9	9	5	111
20,077	vs. Jazz		36	83	0.434	12	31	0.387	19	24	0.792	12	33	45	22	20	5	14	6	103
3/9	Mavericks	L	27	86	0.314	6	44	0.136	17	25	0.680	12	25	37	11	24	3	8	4	77
20,182	vs. Knicks		36	84	0.429	9	34	0.265	26	33	0.788	14	41	55	20	25	3	13	3	107
3/11	Mavericks	W	40	88	0.455	11	36	0.306	22	28	0.786	12	35	47	20	21	6	14	8	113
15,060	at Rockets		41	86	0.477	6	30	0.200	12	19	0.632	5	34	39	29	23	9	13	3	100
3/13	Mavericks	W	33	74	0.446	15	37	0.405	14	19	0.737	4	38	42	20	16	7	18	5	95
19,156	at Celtics		33	88	0.375	9	37	0.243	17	19	0.895	11	34	45	16	12	8	11	3	92
3/16	Mavericks	W	41	83	0.494	12	34	0.353	19	19	1.000	9	28	37	21	17	5	11	2	113
17,981	at Nets		45	91	0.495	9	26	0.346	12	15	0.800	19	26	45	28	21	2	11	2	111
3/18	Mavericks	L	37	80	0.463	12	32	0.375	15	21	0.714	11	29	40	21	17	4	12	3	101
21,428	at 76ers		37	75	0.493	16	38	0.421	21	23	0.913	5	33	38	23	21	9	12	4	111
3/19	Mavericks	L	39	89	0.438	14	38	0.368	16	20	0.800	12	32	44	18	26	4	15	4	108
19,279	at Hornets		44	88	0.500	20	42	0.476	21	27	0.778	10	36	46	33	18	8	9	8	129
3/21	Mavericks	W	40	83	0.482	14	46	0.304	16	21	0.762	7	40	47	27	21	5	12	3	110
20,077	vs. Timberwolves		36	91	0.396	13	36	0.361	23	29	0.793	15	35	50	21	18	9	9	3	108
3/23	Mavericks	W	42	86	0.488	8	33	0.242	18	22	0.818	8	34	42	24	24	9	13	1	110
20,026	vs. Rockets		33	82	0.402	4	28	0.143	21	28	0.750	12	33	45	17	21	8	16	5	91
3/25	Mavericks	L	35	90	0.389	10	43	0.233	15	19	0.789	10	35	45	21	19	4	11	5	95
17,136	at Timberwolves		43	84	0.512	11	32	0.344	19	24	0.792	6	39	45	26	21	4	9	2	116
3/27	Mavericks	W	40	77	0.519	17	34	0.500	17	24	0.708	10	35	45	21					



DALLAS MAVERICKS

OPPONENTS

Points	51	Luka Dončić vs. LAC 2/10/22	44	De'Aaron Fox vs. SAC 3/5/22
Points in a Quarter	28	Luka Dončić (1st) vs. LAC 2/10/22	18	CJ McCollum (4th) at NOP 2/17/22
Points in a Half	32	Luka Dončić (1st) vs. LAC 2/10/22	25	CJ McCollum (2nd) at NOP 2/17/22
Field Goals	17	Luka Dončić at NOP 2/17/22	18	De'Aaron Fox vs. SAC 3/5/22
Field Goal Attempts	35	Luka Dončić vs. LAC 2/10/22	31	De'Aaron Fox vs. SAC 3/5/22
Field Goal Percentage	1.000	Dwight Powell (8-8) vs. MIN 3/21/22	31	Ja Morant vs. MEM 1/23/22
3-PT Field Goal	8	Luka Dončić at CHA 3/19/22	1.000	Bruno Fernando (8-8) at HOU 3/11/22
3-PT FG Attempts	14	Luka Dončić vs. POR 4/8/22	7	Donovan Mitchell at UTA 2/25/22
3-PT FG Percentage	1.000	Theo Pinson (4-4) vs. SAS 4/10/22	7	CJ McCollum at NOP 2/17/22
Free Throws	12	Spencer Dinwiddie vs. SAC 3/5/22	7	Lonzo Ball at CHI 11/10/21
Free Throw Attempts	12	Luka Dončić vs. OKC 1/17/22	15	Fred VanVleet vs. TOR 1/19/22
Free Throw Percentage	1.000	Jalen Brunson at SAS 11/3/21	1.000	Darius Garland (4-4) at CLE 3/30/22
Offensive Rebounds	7	Jalen Brunson at SAS 11/3/21	1.000	Jonathan Kuminga (4-4) at GSW 1/25/22
Defensive Rebounds	15	Luka Dončić (10-10) at WAS 4/1/22	15	Jimmy Butler vs. MIA 11/2/21
Total Rebounds	16	Kristaps Porzingis (10-10) at LAC 11/23/21	17	Jimmy Butler vs. MIA 11/2/21
Assists	15	Dwight Powell vs. LAC 2/12/22	1.000	Khris Middleton (8-8) vs. MIL 12/23/21
Steals	5	Luka Dončić vs. UTA 3/7/22	8	Andre Drummond at BKN 3/16/22
Blocks	6	Luka Dončić vs. LAC 2/12/22	8	Steven Adams vs. MEM 12/4/21
Minutes	48:50	Luka Dončić vs. UTA 3/7/22	15	Rudy Gobert at UTA 2/25/22
Points in Paint	20	Luka Dončić vs. LAC 2/12/22	15	Deandre Ayton at PHX 11/19/21
Second Chance Points	12	Luka Dončić vs. UTA 3/7/22	18	Jonas Valanciunas at NOP 2/17/22
Fast Break Points	10	Luka Dončić at MIL 4/3/22	18	John Collins vs. ATL 2/6/22
		Luka Dončić vs. PHI 2/4/22	14	Josh Giddey at OKC 1/2/22
		Luka Dončić at POR 1/26/22	14	Chris Paul at PHX 11/19/21
		Luka Dončić vs. DEN 1/3/22	14	Chris Paul at PHX 11/17/21
		Luka Dončić at SAS 11/12/21	14	Trae Young at ATL 10/21/21
		Jalen Brunson at MEM 1/14/22	6	Alex Caruso at CHI 11/10/21
		Kristaps Porzingis vs. MEM 1/23/22	3	Braxton Key at DET 4/6/22
		Maxi Kleber vs. SAS 10/28/21	3	Garrison Mathews vs. HOU 3/23/22
			3	Mitchell Robinson vs. NYK 3/9/22
			3	Rudy Gobert vs. UTA 3/7/22
			3	Rudy Gobert at UTA 2/25/22
			3	Joel Embiid vs. PHI 2/4/22
			3	Darius Bazley vs. OKC 2/2/22
			3	Isaiah Jackson vs. IND 1/29/22
			3	Nassir Little at POR 12/27/21
			3	Hassan Whiteside at UTA 12/25/21
			48:25	Paul George at LAC 11/23/21
			28	Ja Morant vs. MEM 1/23/22
			10	Montrezl Harrell at CHA 3/19/22
			10	Richaun Holmes vs. SAC 10/31/21
			14	Kentavious Caldwell-Pope at WAS 4/1/22

MAVERICKS HIGHS

MAVERICKS LOWS

CATEGORY

OPPONENTS HIGHS

OPPONENTS LOWS

139 at NOP 12/1/21	75 at DEN 10/29/21	Points	135 at WAS 4/1/22	78 vs. POR 4/8/22
45 at NOP 2/17/22	15 vs. SAS 10/28/21	Points/1st Qtr.	41 (2) at WAS 4/1/22	13 vs. POR 4/8/22
41 at LAL 3/1/22	13 at SAC 12/29/21	Points/2nd Qtr.	46 vs. MIA 11/2/21	14 vs. LAL 12/15/21
82 vs. LAL 3/29/22	34 vs. NYK 3/9/22	Points/1st Half	70 vs. MIA 11/2/21	34 vs. MEM 1/23/22
39 (2) vs. POR 4/8/22	12 at DEN 10/29/21	Points/3rd Qtr.	41 at CHA 3/19/22	15 vs. PHI 2/4/22
37 at NOP 12/1/21	12 vs. NYK 3/9/22	Points/4th Qtr.	41 at WAS 4/1/22	9 vs. POR 4/8/22
72 at NOP 12/1/21	31 at DEN 10/29/21	Points/2nd Half	68 (2) at WAS 4/1/22	30 at MEM 1/14/22
57 at NOP 12/1/21	23 at DEN 10/29/21	Field Goals	49 (2) at WAS 4/1/22	30 at OKC 12/12/21
100 at SAS 11/12/21	74 (2) at BOS 3/13/22	Field Goal Attempts	99 vs. MEM 1/23/22	67 vs. DEN 1/3/22
.687 at NOP 12/1/21	.295 at DEN 10/29/21	Field Goal Percentage	.577 vs. WAS 11/27/21	.373 vs. POR 4/8/22
20 (3) vs. SAS 4/10/22	4 at IND 12/10/21	3-PT Field Goal	20 at CHA 3/19/22	4 (2) vs. HOU 3/23/22
46 (4) vs. LAL 3/29/22	22 at SAC 12/31/21	3-PT FG Attempts	44 vs. LAL 3/29/22	19 vs. CLE 11/29/21
.556 vs. SAS 4/10/22	.136 vs. NYK 3/9/22	3-PT FG Percentage	.526 vs. CLE 11/29/21	.143 vs. HOU 3/23/22
32 vs. ORL 1/15/22	4 vs. SAS 10/28/21	Free Throws	35 at POR 12/27/21	6 (3) vs. UTA 3/27/22
38 vs. ORL 1/15/22	6 at PHX 11/17/21	Free Throw Attempts	42 at POR 12/27/21	9 (2) at OKC 1/2/22
1.000 (5) at BKN 3/16/22	.308 vs. SAS 10/28/21	Free Throw Percentage	1.000 vs. SAS 4/10/22	.545 vs. LAC 2/12/22
15 at SAS 11/3/21	2 at MIL 4/3/22	Offensive Rebounds	21 vs. MEM 1/23/22	3 (3) at POR 1/26/22
44 (3) at MEM 1/14/22	22 at UTA 2/25/22	Defensive Rebounds	49 at ATL 10/21/21	16 at NOP 12/1/21
67 at HOU 1/7/22	30 vs. DEN 1/3/22	Total Rebounds	72 vs. NYK 3/9/22	36 at NOP 12/1/21
38 at POR 12/27/21	11 vs. NYK 3/9/22	Assists	33 (2) at WAS 4/1/22	16 (2) at BOS 3/13/22
15 at PHX 11/19/21	1 (2) vs. PHX 1/20/22	Steals	15 (2) vs. SAS 4/10/22	1 (2) at MIA 2/15/22
29 (2) at POR 12/27/21	10 at SAC 12/31/21	Fouls	26 at POR 12/27/21	8 at PHX 11/17/21
19 (2) vs. PHX 1/20/22	4 vs. BKN 12/7/21	Turnovers	25 vs. DEN 1/3/22	6 (2) vs. UTA 3/27/22
12 vs. MEM 1/23/22	0 (3) vs. LAC 2/12/22	Blocks	11 vs. SAS 10/28/21	0 (2) at NOP 2/17/22
72 at MEM 1/14/22	22 (2) vs. MEM 12/4/21	Points in Paint	66 (2) vs. SAC 3/5/22	20 at OKC 12/12/21
23 vs. OKC 2/2/22	1 (2) vs. DET 2/8/22	Second Chance Points	29 vs. SAC 10/31/21	3 at MIN 12/19/21
23 (3) at MEM 1/14/22	0 at OKC 12/12/21	Fast Break Points	26 vs. MIN 3/21/22	0 (2) at MIL 4/3/22
54 vs. POR 4/8/22	0 (3) at WAS 4/1/22	Biggest Lead	39 at GSW 1/25/22	0 (11) vs. POR 4/8/22
72 at NOP 12/1/21	4 vs. LAC 2/12/22	Bench Points	71 at GSW 1/25/22	10 vs. NOP 11/8/21
28 vs. DEN 1/3/22	4 vs. MIA 11/2/21	Points Off Turnovers	31 vs. PHX 1/20/22	2 (2) vs. IND 1/29/22





MAVERICKS RECORD WHEN...	OVERALL	HOME	ROAD
Outrebounding opponent	30-7	17-3	13-4
Outrebounded by opponent	20-23	11-9	9-14
Tied in Rebounding	2-0	1-0	1-0
Shooting better than opponent	41-0	22-0	19-0
Shooting worse than opponent	11-30	7-12	4-18
Shooting same than opponent	0-0	0-0	0-0
More FTM than opponent	24-12	13-2	11-10
Less FTM than opponent	24-16	13-9	11-7
Same FTM than opponent	4-2	3-1	1-1
More 3FGM than opponent	46-11	27-8	19-3
Less 3FGM than opponent	5-19	2-4	3-15
Same 3FGM than opponent	1-0	0-0	1-0
More assists than opponent	37-5	20-1	17-4
Less assists than opponent	12-24	7-11	5-13
Same assists than opponent	3-1	2-0	1-1
More turnovers than opponent	21-14	9-3	12-11
Less turnovers than opponent	29-15	19-8	10-7
Same turnovers than opponent	2-1	1-1	1-0
Bench outscores opponent bench	28-10	16-6	12-4
Opponent bench outscores DAL	24-18	13-5	11-13
Bench scoring equal	0-2	0-1	0-1
Scoring less than 80 points	0-2	0-1	0-1
Scoring between 80-89 points	0-2	0-0	0-2
Scoring between 90-99 points	2-11	0-5	2-6
Scoring 100 or more points	49-14	28-5	21-9
Opponent scores less than 80	1-0	1-0	0-0
Opponent scores between 80-89	6-0	3-0	3-0
Opponent scores between 90-99	12-3	8-1	4-2
Opponent scores 100 or more	29-26	14-10	15-16

NUMBER OF TIMES RECORDING	POINTS			REB			AST			BLK			STL			DD			TD		
	10+	20+	30+	10+	10+	10+	10+	10+	10+	10+	10+	10+	10+	10+	10+	10+	10+	10+	10+	10+	
Davis Bertans	3	--	--	--	--	--	--	--	--	--	--	--	--	--	--	--	--	--	--	--	
Moses Brown	1	--	--	--	--	--	--	--	--	--	--	--	--	--	--	--	--	--	--	--	
Sterling Brown	2	--	--	2	--	--	--	--	--	--	--	--	--	--	--	2	--	--	--	--	
Charlie Brown Jr.	--	--	--	--	--	--	--	--	--	--	--	--	--	--	--	--	--	--	--	--	
Jalen Brunson	69	21	1	2	5	--	--	--	--	4	7	--	--	--	--	--	--	--	--	--	
Reggie Bullock	25	5	--	--	--	--	--	--	--	3	--	--	--	--	--	--	--	--	--	--	
Trey Burke	7	1	--	--	--	--	--	--	--	--	--	--	--	--	--	--	--	--	--	--	
Willie Cauley-Stein	--	--	--	--	--	--	--	--	--	--	--	--	--	--	--	--	--	--	--	--	
Marquese Chriss	6	--	--	--	--	--	--	--	--	2	--	--	--	--	--	--	--	--	--	--	
Spencer Dinwiddie	19	7	1	--	--	--	--	--	--	2	--	--	--	--	--	--	--	--	--	--	
Luka Dončić	65	58	27	27	27	1	8	44	10	--	--	--	--	--	--	--	--	--	--	--	
Dorian Finney-Smith	46	3	--	1	--	1	11	1	--	--	--	--	--	--	--	--	--	--	--	--	
Josh Green	8	--	--	1	1	--	4	1	--	--	--	--	--	--	--	--	--	--	--	--	
Tim Hardaway Jr.	31	7	--	--	--	--	3	--	--	3	--	--	--	--	--	--	--	--	--	--	
Carlik Jones	--	--	--	--	--	--	--	--	--	--	--	--	--	--	--	--	--	--	--	--	
George King	--	--	--	--	--	--	--	--	--	--	--	--	--	--	--	--	--	--	--	--	
Maxi Kleber	12	1	--	6	--	6	1	2	--	--	--	--	--	--	--	--	--	--	--	--	
Brandon Knight	2	--	--	--	--	--	--	--	--	--	--	--	--	--	--	--	--	--	--	--	
Boban Marjanović	4	--	--	--	--	--	--	--	--	--	--	--	--	--	--	--	--	--	--	--	
JaQuori McLaughlin	--	--	--	--	--	--	--	--	--	--	--	--	--	--	--	--	--	--	--	--	
Frank Ntilikina	6	--	--	--	--	--	1	--	--	1	--	--	--	--	--	--	--	--	--	--	
Eugene Omoruyi	--	--	--	--	--	--	--	--	--	--	--	--	--	--	--	--	--	--	--	--	
Theo Pinson	1	--	--	--	--	--	1	--	--	1	--	--	--	--	--	--	--	--	--	--	
Kristaps Porzingis	30	17	3	9	--	7	1	9	--	--	--	--	--	--	--	--	--	--	--	--	
Dwight Powell	34	5	--	3	--	1	1	2	--	--	--	--	--	--	--	--	--	--	--	--	
Isaiah Thomas	--	--	--	--	--	--	--	--	--	--	--	--	--	--	--	--	--	--	--	--	
Moses Wright	--	--	--	--	--	--	--	--	--	--	--	--	--	--	--	--	--	--	--	--	

NUMBER OF TIMES LEADING TEAM IN... (INCLUDES TIES)	PTS			REB			AST			BLK			STL			MIN			
	PTS	REB	AST	BLK	STL	MIN	PTS	REB	AST	BLK	STL	MIN	PTS	REB	AST	BLK	STL	MIN	
Davis Bertans	--	--	--	4	1	--	--	--	--	5	1	--	--	--	--	--	--	--	--
Moses Brown	--	--	--	--	8	1	--	--	--	8	1	--	--	--	--	--	--	--	--
Sterling Brown	--	2	--	--	1	--	--	--	--	1	--	--	--	--	--	--	--	--	--
Charlie Brown Jr.	--	--	--	--	1	--	--	--	--	1	--	--	--	--	--	--	--	--	--
Jalen Brunson	10	2	23	5	15	9	--	--	--	2	--	--	--	--	--	--	--	--	--
Reggie Bullock	1	2	1	10	10	8	--	--	--	3	2	--	--	--	--	--	--	--	--
Trey Burke	--	--	2	3	2	--	--	--	--	1	--	--	--	--	--	--	--	--	--
Willie Cauley-Stein	--	--	--	1	7	3	--	--	--	7	3	--	--	--	--	--	--	--	--
Marquese Chriss	1	2	5	4	2	2	--	--	--	4	2	--	--	--	--	--	--	--	--
Spencer Dinwiddie	--	--	57	20	21	36	--	--	--	20	21	--	--	--	--	--	--	--	--
Luka Dončić	56	44	5	20	21	36	--	--	--	20	21	--	--	--	--	--	--	--	--
Dorian Finney-Smith	--	3	1	19	23	18	--	--	--	19	23	--	--	--	--	--	--	--	--
Josh Green	--	2	1	10	12	--	--	--	--	10	12	--	--	--	--	--	--	--	--
Tim Hardaway Jr.	5	--	--	5	12	6	--	--	--	5	12	--	--	--	--	--	--	--	--
Carlik Jones	--	--	--	--	--	--	--	--	--	--	--	--	--	--	--	--	--	--	--
George King	--	--	--	--	--	--	--	--	--	--	--	--	--	--	--	--	--	--	--
Maxi Kleber	--	12	--	23	7	1	--	--	--	23	7	--	--	--	--	--	--	--	--
Brandon Knight	--	--	--	--	--	--	--	--	--	--	--	--	--	--	--	--	--	--	--
Boban Marjanović	--	--	--	5	--	--	--	--	--	5	--	--	--	--	--	--	--	--	--
JaQuori McLaughlin	--	--	--	--	--	--	--	--	--	--	--	--	--	--	--	--	--	--	--
Frank Ntilikina	--	--	1	4	9	1	--	--	--	4	9	--	--	--	--	--	--	--	--
Eugene Omoruyi	--	--	--	--	--	--	--	--	--	--	--	--	--	--	--	--	--	--	--
Theo Pinson	--	--	--	4	1	--	--	--	--	4	1	--	--	--	--	--	--	--	--
Kristaps Porzingis	11	16	--	25	7	1	--	--	--	25	7	--	--	--	--	--	--	--	--
Dwight Powell	1	8	--	23	10	1	--	--	--	23	10	--	--	--	--	--	--	--	--
Isaiah Thomas	--	--	--	--	--	--	--	--	--	--	--	--	--	--	--	--	--	--	--
Moses Wright	--	--	--	1	--	--	--	--	--	1	--	--	--	--	--	--	--	--	--

STARTING LINEUPS

LAST USED	GAME	FORWARD	FORWARD	CENTER	GUARD	GUARD	RECORD
10/29	at Nuggets	Reggie Bullock	Dorian Finney-Smith	Dwight Powell	Luka Dončić	Tim Hardaway Jr.	1-1
10/31	vs. Kings	Dorian Finney-Smith	Maxi Kleber	Dwight Powell	Luka Dončić	Tim Hardaway Jr.	1-0
11/3	at Spurs	Dorian Finney-Smith	Tim Hardaway Jr.	Dwight Powell	Jalen Brunson	Luka Dončić	1-1
11/15	vs. Nuggets	Dorian Finney-Smith	Kristaps Porzingis	Dwight Powell	Luka Dončić	Tim Hardaway Jr.	6-2
11/27	vs. Wizards	Dorian Finney-Smith	Kristaps Porzingis	Willie Cauley-Stein	Luka Dončić	Tim Hardaway Jr.	1-1
11/29	vs. Cavaliers	Dorian Finney-Smith	Kristaps Porzingis	Moses Brown	Luka Dončić	Tim Hardaway Jr.	0-1
12/3	vs. Pelicans	Dorian Finney-Smith	Maxi Kleber	Dwight Powell	Reggie Bullock	Luka Dončić	0-1
12/10	at Pacers	Dorian Finney-Smith	Kristaps Porzingis	Dwight Powell	Reggie Bullock	Luka Dončić	2-2
12/19	at Timberwolves	Dorian Finney-Smith	Kristaps Porzingis	Dwight Powell	Jalen Brunson	Tim Hardaway Jr.	0-4
12/23	vs. Bucks	Sterling Brown	Dorian Finney-Smith	Dwight Powell	Jalen Brunson	Frank Ntilikina	1-1
12/25	at Jazz	Sterling Brown	Kristaps Porzingis	Dwight Powell	Jalen Brunson	Frank Ntilikina	0-1
12/29	at Kings	Dorian Finney-Smith	Kristaps Porzingis	Dwight Powell	Jalen Brunson	Frank Ntilikina	1-1
12/31	at Kings	Dorian Finney-Smith	Kristaps Porzingis	Dwight Powell	Jalen Brunson	Reggie Bullock	3-1
1/7	at Rockets	Dorian Finney-Smith	Maxi Kleber	Dwight Powell	Jalen Brunson	Reggie Bullock	1-1
1/29	vs. Pacers	Dorian Finney-Smith	Maxi Kleber	Kristaps Porzingis	Jalen Brunson	Luka Dončić	6-2
2/17	at Pelicans	Dorian Finney-Smith	Josh Green	Dwight Powell	Jalen Brunson	Luka Dončić	2-0
3/7	vs. Jazz	Reggie Bullock	Dorian Finney-Smith	Dwight Powell	Spencer Dinwiddie	Luka Dončić	1-0
3/11	at Rockets	Reggie Bullock	Josh Green	Dwight Powell	Spencer Dinwiddie	Luka Dončić	1-0
3/18	at 76ers	Spencer Dinwiddie	Dorian Finney-Smith	Dwight Powell	Jalen Brunson	Luka Dončić	2-1
3/19	at Hornets	Dorian Finney-Smith	Maxi Kleber	Dwight Powell	Jalen Brunson	Luka Dončić	5-4
3/23	vs. Rockets	Reggie Bullock	Dorian Finney-Smith	Dwight Powell	Jalen Brunson	Spencer Dinwiddie	2-0
4/10	vs. Spurs	Reggie Bullock	Dorian Finney-Smith	Dwight Powell	Jalen Brunson	Luka Dončić	15-5

GAMES MISSED DUE TO INJURIES/SUSPENSIONS

NAME	INJURY/ILLNESS	DATES OUT	GAMES MISSED
Moses Brown		10/21 through 10/23/21; 10/28; 11/3 through 11/6/21; 11/12 through 11/27/21; 12/4 through 12/7/21; 1/3 through 1/5/22; 1/14 through 2/6/22	29
Sterling Brown		2/10 through 2/12/22; 2/25 through 3/1/22; 3/21	6
Charlie Brown Jr.		12/23; 12/29	2
Trey Burke		10/23; 10/31; 11/3 through 11/8/21; 11/12 through 11/15/21; 12/7 through 12/10/21; 1/9 through 1/12/22; 1/19 through 1/20/22; 2/2; 2/1	



DATE	OPPONENT	OVERALL REC	MAVERICKS										OPPONENTS										TOTAL	POINT DIFF.
			W/L	1ST	2ND	1ST HALF	3RD	4TH	2ND HALF	1ST OT	BIGGEST LEAD	1ST	2ND	1ST HALF	3RD	4TH	2ND HALF	1ST OT	BIGGEST LEAD					
10/21	at Atlanta	0-1	L	20	24	44	20	23	43	--	8	87	22	29	51	35	27	62	--	30	113	-26		
10/23	at Toronto	1-1	W	18	27	45	29	29	58	--	16	103	25	26	51	21	23	44	--	14	95	8		
10/26	Houston	2-1	W	27	30	57	34	25	59	--	12	116	31	29	60	28	18	46	--	8	106	10		
10/28	San Antonio	3-1	W	15	32	47	29	28	57	--	11	104	25	24	49	27	23	50	--	20	99	5		
10/29	at Denver	3-2	L	21	23	44	12	19	31	--	2	75	29	25	54	33	19	52	--	35	106	-31		
10/31	Sacramento	4-2	W	31	22	53	29	23	52	--	15	105	22	25	47	25	27	52	--	1	99	6		
11/2	Miami	4-3	L	30	32	62	26	22	48	--	11	110	24	46	70	29	26	55	--	18	125	-15		
11/3	at San Antonio	5-3	W	28	31	59	22	28	50	--	12	109	28	30	58	25	25	50	--	10	108	1		
11/6	Boston	6-3	W	29	28	57	22	28	50	--	19	107	15	25	40	32	32	64	--	2	104	3		
11/8	New Orleans	7-3	W	22	29	51	27	30	57	--	22	108	27	20	47	22	23	45	--	11	92	16		
11/10	at Chicago	7-4	L	33	21	54	26	27	53	--	7	107	32	29	61	34	22	56	--	18	117	-10		
11/12	at San Antonio	8-4	W	31	37	68	34	21	55	--	27	123	22	35	57	20	32	52	--	5	109	14		
11/15	Denver	9-4	W	35	14	49	30	32	62	--	13	111	32	26	58	25	18	43	--	13	101	10		
11/17	at Phoenix	9-5	L	22	24	46	27	25	52	--	8	98	25	20	45	23	37	60	--	7	105	-7		
11/19	at Phoenix	9-6	L	24	27	51	33	20	53	--	6	104	27	28	55	24	33	57	--	15	112	-8		
11/21	at LA Clippers	9-7	L	22	25	47	15	29	44	--	9	91	19	27	46	25	26	51	--	12	97	-6		
11/23	at LA Clippers	10-7	W	21	21	42	38	23	61	9	10	112	26	22	48	28	27	55	1	11	104	8		
11/27	Washington	10-8	L	36	33	69	24	21	45	--	8	114	41	20	61	30	29	59	--	7	120	-6		
11/29	Cleveland	10-9	L	23	18	41	24	31	55	--	5	96	30	22	52	35	27	62	--	31	114	-18		
12/1	at New Orleans	11-9	W	41	26	67	35	37	72	--	38	139	23	23	46	29	32	61	--	1	107	32		
12/3	New Orleans	11-10	L	19	29	48	20	23	43	--	10	91	14	30	44	35	28	63	--	18	107	-16		
12/4	Memphis	11-11	L	18	19	37	21	32	53	--	0	90	22	27	49	23	25	48	--	17	97	-7		
12/7	Brooklyn	11-12	L	27	35	62	24	13	37	--	17	99	21	29	50	25	27	52	--	3	102	-3		
12/8	at Memphis	12-12	W	26	22	48	28	28	56	--	14	104	25	27	52	23	21	44	--	12	96	8		
12/10	at Indiana	12-13	L	26	28	54	26	13	39	--	8	93	22	34	56	26	24	50	--	13	106	-13		
12/12	at Oklahoma City	13-13	W	28	28	56	24	23	47	--	20	103	27	19	46	25	13	38	--	2	84	19		
12/13	Charlotte	14-13	W	37	33	70	21	29	50	--	30	120	20	23	43	26	27	53	--	0	96	24		
12/15	LA Lakers	14-14	L	23	27	50	23	20	43	11	7	104	33	14	47	26	20	46	14	12	107	-3		
12/19	at Minnesota	14-15	L	25	25	50	38	17	55	--	4	105	27	29	56	30	25	55	--	10	111	-6		
12/21	Minnesota	15-15	W	34	27	61	27	26	53	--	17	114	35	15	50	28	24	52	--	3	102	12		
12/23	Milwaukee	15-16	L	23	20	43	31	21	52	--	10	95	15	26	41	34	27	61	--	10	102	-7		
12/25	at Utah	15-17	L	34	29	63	27	26	53	--	16	116	25	40	65	25	30	55	--	10	120	-4		
12/27	at Portland	16-17	W	34	38	72	34	26	60	--	29	132	29	24	53	31	33	64	--	1	117	15		
12/29	at Sacramento	16-18	L	30	13	43	26	25	51	--	10	94	20	35	55	17	23	40	--	13	95	-1		
12/31	at Sacramento	17-18	W	34	28	62	32	18	50	--	27	112	39	17	56	20	20	40	--	10	96	16		
1/2	at Oklahoma City	18-18	W	26	25	51	22	22	44	--	15	95	22	17	39	25	22	47	--	6	86	9		
1/3	Denver	19-18	W	24	22	46	23	34	57	--	17	103	20	17	37	26	26	52	--	2	89	14		
1/5	Golden State	20-18	W	21	29	50	20	29	49	--	17	99	21	18	39	28	15	43	--	7	82	17		
1/7	at Houston	21-18	W	43	37	80	30	20	50	--	31	130	23	37	60	26	20	46	--	4	106	24		
1/9	Chicago	22-18	W	22	32	54	29	30	59	--	18	113	32	23	55	24	20	44	--	11	99	14		
1/12	at New York	22-19	L	21	24	45	21	19	40	--	1	85	30	26	56	28	24	52	--	25	108	-23		
1/14	at Memphis	23-19	W	25	25	50	34	28	62	--	31	112	29	26	55	18	12	30	--	9	85	27		
1/15	Orlando	24-19	W	32	23	55	30	23	53	--	23	108	23	20	43	25	24	49	--	0	92	16		
1/17	Oklahoma City	25-19	W	33	20	53	24	27	51	--	22	104	24	18	42	30	30	60	--	0	102	2		
1/19	Toronto	26-19	W	27	28	55	28	19	47	--	10	102	31	23	54	22	22	44	--	8	98	4		
1/20	Phoenix	26-20	L	26	27	53	29	19	48	--	12	101	22	23	45	29	35	64	--	8	109	-8		
1/23	Memphis	27-20	W	24	24	48	29	27	56	--	22	104	16	18	34	27	30	57	--	0	91	13		
1/25	at Golden State	27-21	L	20	31	51	27	14	41	--	7	92	29	34	63	34	33	67	--	39	130	-38		
1/26	at Portland	28-21	W	40	28	68	30	34	64	--	23	132	25	34	59	22	31	53	--	0	112	20		
1/29	Indiana	29-21	W	34	38	72	32	28	60	--	29	132	23	37	60	20	25	45	--	0	105	27		
1/30	at Orlando	29-22	L	34	25	59	29	20	49	--	11	108	23	41	64	27	19	46	--	12	110	-2		
2/2	Oklahoma City	29-23	L	28	23	51	25	27	52	11	7	114	30	21	51	34	18	52	17	12	120	-6		
2/4	Philadelphia	30-23	W	24	29	53	32	22	54	--	11	107	33	30	63	15	20	35	--	16	98	9		
2/6	Atlanta	31-23	W	29	25	54	26	23	49	--	12	103	26	24	50	26	18	44	--	4	94	9		
2/8	Detroit	32-23	W	36	29	65	33	18	51	--	37	116	26	25	51	20	15	35	--	4	86	30		
2/10	LA Clippers	33-23	W	36	23	59	30	23	53	--	17	112	28	22	50	31	24	55	--	0	105	7		
2/12	LA Clippers	33-24	L	26	22	48	19	30	49	--	5	97	23	26	49	21	29	50	--	10	99	-2		
2/15	at Miami	34-24	W	23	28	51	30	26	56	--	11	107	28	31	59	19	21	40	--	13	99	8		
2/17	at New Orleans	35-24	W	45	26	71	34	20	54	--	24	125	27	31	58	23	37	60	--	0	118	7		
2/25	at Utah	35-25	L	34	33	67	19	23	42	--	9	109	31	29	60	29	25	54	--	6	114	-5		
2/27	at Golden State	36-25	W	24	24	48	26	33	59	--	6	107	37	23	60	28	13	41	--	21	101	6		
3/1	at LA Lakers	37-25	W	30	41	71	14	24	38	--	21	109	25	31	56	31	17	48	--	6	104	5		
3/3	Golden State	38-25	W	38	30	68	31	23	54	--	17	122	27	27	54	37	22	59	--	0	113	9		
3/5	Sacramento	39-25	W	26	25	51	34	29	63	--	3	114	36	29	65	27	21	48	--	19	113	1		
3/7	Utah	40-25	W	30	30	60	25	26	51	--	20	111	24	25	49	19	35	54	--	1	103	8		
3/9	New York	40-26	L	17	17	34	31	12	43	--	0	77	31	30	61	22	24	46	--	32	107	-30		
3/11	at Houston	41-26	W	31	36	67	29	17	46	--	29	113	23	21	44	28	28	56	--	5	100	13		
3/13	at Boston	42-26	W	18	20	38	38	19	57	--	3	95	20	27	47	26	19	45	--	13	92	3		
3/16	at Brooklyn	43-26	W	23	35	58	21	34	55	--	2	113	30	31	61	30	20	50	--	14	111	2		
3/18	at Philadelphia	43-27	L	27	26	53	23	25	48	--	8	101	26	32	58	26	27	53	--	20	111	-10		
3/19	at Charlotte	43-28	L	24	28	52	28	28	56	--	2	108	35	26	61	41	27	68	--	32	129	-21		
3/21	Minnesota	44-28	W																					



	ATL	BKN	BOS	CHA	CHI	CLE	DAL	DEN	DET	GSW	HOU	IND	LAC	LAL	MEM	MIA	MIL	MIN	NOP	NYK	OKC	ORL	PHI	PHX	POR	SAC	SAS	TOR	UTA	WAS	W	L	PCT
PHX	1	2	1	2	2	2	3	2	2	2	4	2	2	4	1	1	1	3	3	2	3	2	2	--	3	2	4	1	3	2	64	18	.780
MEM	0	2	0	1	2	2	1	3	2	3	3	2	4	3	--	1	1	2	3	2	2	2	1	2	1	3	4	1	2	1	56	26	.683
MIA	3	3	1	4	4	1	1	0	3	0	2	2	1	1	1	--	2	0	2	2	2	3	2	1	2	1	2	2	2	3	53	29	.646
GSW	1	2	1	1	2	2	1	1	2	--	3	1	3	3	1	2	1	2	2	1	3	1	1	2	3	4	2	1	3	1	53	29	.646
DAL	1	1	2	1	1	1	--	2	2	3	4	1	2	2	3	1	1	2	3	0	3	1	1	0	3	3	4	2	2	0	52	30	.634
PHI	2	1	2	3	4	4	1	1	3	1	2	2	1	2	1	2	1	1	2	2	2	4	--	0	1	2	2	1	0	1	51	31	.622
MIL	1	3	2	2	4	1	1	1	3	1	2	4	1	2	1	2	--	0	1	3	2	4	2	1	1	2	1	0	1	2	51	31	.622
BOS	2	3	--	3	2	2	0	2	3	1	2	3	0	1	2	2	2	1	2	2	2	3	2	1	1	2	0	2	1	2	51	31	.622
UTA	2	1	1	1	1	1	2	4	1	1	3	0	2	1	1	0	1	3	2	2	4	1	2	1	4	4	1	1	--	1	49	33	.598
TOR	3	2	2	2	1	1	0	1	0	1	2	3	2	1	1	2	3	2	1	3	1	2	3	1	0	2	2	--	1	3	48	34	.585
DEN	2	2	0	1	0	0	1	--	2	3	3	2	3	2	1	2	1	1	3	2	2	1	1	1	3	4	2	1	0	2	48	34	.585
MIN	0	1	1	1	0	1	2	3	2	2	3	2	1	3	2	2	2	--	2	1	4	0	1	0	4	2	3	0	1	0	46	36	.561
CHI	3	2	1	2	--	3	1	2	4	0	1	3	2	2	0	0	0	2	1	2	2	3	0	0	1	1	1	3	1	3	46	36	.561
CLE	1	1	1	2	1	--	1	2	2	0	1	4	2	0	0	2	3	1	1	3	2	2	0	0	2	2	2	3	1	2	44	38	.537
BKN	2	--	1	1	1	3	1	0	4	0	1	3	1	1	0	1	1	1	2	4	1	3	3	0	1	1	2	2	1	2	44	38	.537
CHA	2	2	1	--	1	2	1	1	2	1	1	4	0	1	1	0	2	1	2	3	2	3	1	0	1	1	2	1	1	3	43	39	.524
ATL	--	1	2	2	1	3	1	0	1	1	1	4	1	1	2	1	2	2	1	1	2	3	1	1	1	2	1	1	0	3	43	39	.524
LAC	1	1	2	2	0	0	2	1	2	1	3	1	--	4	0	1	1	3	1	0	2	2	1	2	3	2	1	0	1	2	42	40	.512
NYK	3	0	2	1	2	0	2	0	3	1	2	2	2	1	0	1	1	1	1	--	0	2	2	0	1	2	2	1	0	2	37	45	.451
NOP	1	0	0	0	1	1	1	1	2	1	3	1	3	3	1	0	1	2	--	1	1	1	0	1	3	2	1	1	2	1	36	46	.439
WAS	1	2	2	1	0	2	2	0	4	1	0	2	0	1	1	1	1	2	1	1	2	4	2	0	0	0	0	1	1	--	35	47	.427
SAS	1	0	2	0	1	0	0	2	1	2	3	0	2	2	0	0	1	0	3	0	3	2	0	0	4	1	--	0	2	2	34	48	.415
LAL	1	1	1	1	0	2	1	1	2	1	3	1	0	--	1	1	0	1	0	1	2	2	0	0	2	2	2	1	2	1	33	49	.402
SAC	0	1	0	1	1	0	1	0	1	0	3	1	2	2	0	1	0	1	2	0	3	2	0	2	2	--	2	0	0	2	30	52	.366
POR	1	1	1	1	1	0	0	1	2	0	2	1	1	2	3	0	1	0	0	1	0	1	1	1	--	1	0	2	0	2	27	55	.329
IND	0	0	1	0	1	0	1	0	1	1	2	--	1	1	0	1	0	0	1	2	1	1	1	0	1	1	2	1	2	2	25	57	.305
OKC	0	1	0	0	0	0	1	2	1	0	1	1	1	2	1	0	0	0	2	2	--	1	0	1	4	1	1	1	0	0	24	58	.293
DET	2	0	1	1	0	2	0	0	--	0	1	3	0	0	0	1	1	0	0	0	1	3	1	0	0	1	1	3	1	0	23	59	.280
ORL	1	1	0	1	1	1	1	1	1	1	1	2	0	0	0	1	0	2	1	2	1	--	0	0	1	0	0	1	1	0	22	60	.268
HOU	1	1	0	1	1	1	0	0	1	0	--	0	0	1	1	0	0	0	1	0	3	1	0	0	2	1	1	0	1	2	20	62	.244





CONTENT

THE ORGANIZATION

PLAYERS

THE NBA

HISTORY

RECORDS

PLAYOFFS

MEDIA

REVIEW

Table with 12 columns: Rank, Points Per Game, Team, G, FG, FT, PTS, AVG, Rebounds Per Game, Team, G, OFF, DEF, TOT, AVG. Rows include players like E. Embiid, G. Antetokounmpo, L. Dončić, etc.

Table with 12 columns: Rank, Points Per Game, Team, G, OFF, DEF, TOT, AVG, Assists Per Game, Team, G, AST, AVG. Rows include players like C. Paul, J. Harden, T. Young, etc.

Table with 12 columns: Rank, Points Per Game, Team, G, AST, AVG, Field Goal Pct., Team, G, FG, FGA, PCT, 3-PT FG Pct., Team, G, 3FG, 3GA, PCT, Free Throw Pct., Team, G, FT, FTA, PCT. Rows include players like R. Gobert, J. Allen, M. Harris, etc.

Table with 12 columns: Rank, Steals Per Game, Team, G, STL, AVG, Blocks Per Game, Team, G, BLK, AVG, Minutes Per Game, Team, G, MIN, AVG. Rows include players like D. Murray, C. Paul, G. Trent Jr., etc.

Table with 12 columns: Rank, Steals Per Game, Team, G, BLK, AVG, Minutes Per Game, Team, G, MIN, AVG. Rows include players like P. Siakam, D. DeRozan, J. Harden, etc.

Table with 12 columns: Rank, Steals Per Game, Team, G, MIN, AVG. Rows include players like P. Siakam, D. DeRozan, J. Harden, etc.

Table with 12 columns: Rank, Steals Per Game, Team, G, STL, AVG, Blocks Per Game, Team, G, BLK, AVG, Minutes Per Game, Team, G, MIN, AVG. Rows include players like D. Murray, C. Paul, G. Trent Jr., etc.

Table with 12 columns: Rank, Steals Per Game, Team, G, BLK, AVG, Minutes Per Game, Team, G, MIN, AVG. Rows include players like P. Siakam, D. DeRozan, J. Harden, etc.

Table with 12 columns: Rank, Steals Per Game, Team, G, MIN, AVG. Rows include players like P. Siakam, D. DeRozan, J. Harden, etc.





NATIONAL BASKETBALL ASSOCIATION

	PPG	FGM/G	FG%	3FGM/ G	3FG%	FT%	ORPG	DRPG	RPG	APG	SPG	TOV/G	BPG	PF/G
Atlanta Hawks	6	11	7	11	2	4	17	17	20	15	22	*1	23	24
Boston Celtics	12	13	15	8	14	2	11	4	5	14	19	13	2	26
Brooklyn Nets	9	5	4	24	10	6	14	15	13	10	24 T	17 T	5	9
Charlotte Hornets	4	4	11	5	6	27	9	21	12	*1	5	10 T	11 T	13
Chicago Bulls	13	7	3	29	4	3	29	22	28	19	23	6	25	23
Cleveland Cavaliers	25	21	9	20	15	21	16	16	15	11	26	22	24	30
Dallas Mavericks	24	25	18	10	19	16	24	20	24	25	29	3	28	15 T
Denver Nuggets	10	8	2	14	16	8	25	9	17	3	18	26	29	11
Detroit Pistons	28	29	29	26 T	29	13	8	29	25	24	10	20	14	*1
Golden State Warriors	15	17	10	3	8	17	20	2	7	5	4	29	18	4
Houston Rockets	19	24	24	7	20 T	30	21	28	30	23	17	30	15	5
Indiana Pacers	14	12	17	16	25	19	5	26	21	9	24 T	23	4	7
LA Clippers	23	20	21	12	3	9	26	10	19	16	15	14	8 T	25
Los Angeles Lakers	11	9	8	18	22	29	23	12	18	17	11 T	27	7	10
Memphis Grizzlies	2	2	19	23	17	28	*1	8	*1	6	*1	9	*1	14
Miami Heat	17	22	13	6	*1	5	18	18	22	8	16	28	30	6
Milwaukee Bucks	3	6	12	4	5	15	15	*1	2	18	13	12	27	28
Minnesota Timberwolves	*1	10	22	*1	12	14	6	25	16	7	3	21	3	2
New Orleans Pelicans	21	19	23	28	27	10	3	24	11	13	7	17 T	26	15 T
New York Knicks	26	30	27	9	13	26	4	11	4	30	27	10 T	13	8
Oklahoma City Thunder	30	27	30	17	30	24	12 T	6	6	28	14	15	16	27
Orlando Magic	29	28	28	15	28	11	27	7	14	20	28	25	20	15 T
Philadelphia 76ers	18	23	16	22	7	*1	30	19	29	21	9	4	6	19
Phoenix Suns	5	*1	*1	21	9	7	19	5	10	4	6	7	22	12
Portland Trail Blazers	27	26	26	13	23	22	12 T	27	27	26	8	24	21	3
Sacramento Kings	16	18	20	25	24	18	22	23	26	22	20 T	19	19	20
San Antonio Spurs	8	3	14	26 T	18	25	7	13	9	2	11 T	5	10	29
Toronto Raptors	20	14	25	19	20 T	23	2	30	8	29	2	2	17	18
Utah Jazz	7	15 T	6	2	11	20	10	3	3	27	20 T	16	11 T	21
Washington Wizards	22	15 T	5	30	26	12	28	14	23	12	30	8	8 T	22

EASTERN CONFERENCE

	PPG	FGM/G	FG%	3FGM/G	3FG%	FT%	ORPG	DRPG	RPG	APG	SPG	TOV/G	BPG	PF/G
Atlanta Hawks	3	5	4	6	2	4	10	8	9	8	8	*1	11	12
Boston Celtics	5	7	9	4	9	2	6	2	3	7	7	9	*1	13
Brooklyn Nets	4	2	2	12	7	6	7	6	6	4	10 T	10	3	5
Charlotte Hornets	2	*1	6	2	5	15	5	11	5	*1	2	6 T	6	6
Chicago Bulls	6	4	*1	14	3	3	14	12	14	10	9	4	13	11
Cleveland Cavaliers	12	10	5	10	10	12	9	7	8	5	12	12	12	15
Detroit Pistons	14	14	15	13	15	9	4	14	13	13	4	11	8	*1
Indiana Pacers	7	6	11	8	12	11	3	13	10	3	10 T	13	2	3
Miami Heat	8	11	8	3	*1	5	11	9	11	2	6	15	15	2
Milwaukee Bucks	*1	3	7	*1	4	10	8	*1	*1	9	5	8	14	14
New York Knicks	13	15	13	5	8	14	2	4	2	15	13	6 T	7	4
Orlando Magic	15	13	14	7	14	7	12	3	7	11	14	14	10	7
Philadelphia 76ers	9	12	10	11	6	*1	15	10	15	12	3	3	4	9
Toronto Raptors	10	8	12	9	11	13	*1	15	4	14	*1	2	9	8
Washington Wizards	11	9	3	15	13	8	13	5	12	6	15	5	5	10

WESTERN CONFERENCE

	PPG	FGM/G	FG%	3FGM/ G	3FG%	FT%	ORPG	DRPG	RPG	APG	SPG	TOV/G	BPG	PF/G
Dallas Mavericks	13	13	7	5	9	6	13	10	12	12	15	*1	14	9 T
Denver Nuggets	6	4	2	8	6	2	14	6	9	2	12	12	15	6
Golden State Warriors	8	8	5	3	2	7	9	*1	4	4	3	14	9	3
Houston Rockets	10	12	13	4	10	15	10	15	15	11	11	15	7	4
LA Clippers	12	11	10	6	*1	3	15	7	11	8	10	5	4	13
Los Angeles Lakers	7	5	4	10	11	14	12	8	10	9	7 T	13	3	5
Memphis Grizzlies	2	2	8	12	7	13	*1	5	*1	5	*1	4	*1	8
Minnesota Timberwolves	*1	6	11	*1	5	5	3	13	8	6	2	10	2	*1
New Orleans Pelicans	11	10	12	15	14	4	2	12	7	7	5	8	13	9 T
Oklahoma City Thunder	15	15	15	9	15	11	6 T	4	3	15	9	6	8	14
Phoenix Suns	3	*1	*1	11	3	*1	8	3	6	3	4	3	12	7
Portland Trail Blazers	14	14	14	7	12	10	6 T	14	14	13	6	11	11	2
Sacramento Kings	9	9	9	13	13	8	11	11	13	10	13 T	9	10	11
San Antonio Spurs	5	3	6	14	8	12	4	9	5	*1	7 T	2	5	15
Utah Jazz	4	7	3	2	4	9	5	2	2	14	13 T	7	6	12





OPPONENTS

	PPG	FGM/G	FG%	3FGM/G	3FG%	FT%	ORPG	DRPG	RPG	APG	SPG	TOV/G	BPG	PF/G
Atlanta Hawks	21	24	23	21	25	27	13 T	11	13	23	5	27	10	25
Boston Celtics	*1	3	*1	9	*1	23	19 T	10	12	*1	17	13	11	11
Brooklyn Nets	18	15	7	17	8	25	27	6	15	9	22	18	21 T	15
Charlotte Hornets	25	25	20	29	22 T	7	28	26 T	27	29	16	4	12	13
Chicago Bulls	16 T	22	26	6 T	27	28	2	13	9	17	6	24	24	3
Cleveland Cavaliers	5	8	8	6 T	16	15	19 T	3	6	12	28	17	15	20
Dallas Mavericks	2	6	12	*1	4	9	4	17	11	6	4	23	*1	21
Denver Nuggets	14	18	21	10	10	3	7	5	4	22	20 T	26	17	18
Detroit Pistons	22	14	25	8	22 T	19	16 T	28	24	19	12 T	7	26 T	16 T
Golden State Warriors	3	2	2	15	3	5	6	8	5	2 T	20 T	8	2	2
Houston Rockets	30	30	29	20	17	22	26	20	21	24	30	10	28	30
Indiana Pacers	26	27	30	11	30	29	12	7	8	18	24	19 T	20	9
LA Clippers	11	16	6	5	7	16	30	23	28	11	18	15	6	5
Los Angeles Lakers	28	28	22	18	14	*1	23	26 T	25	28	27	11	5	22
Memphis Grizzlies	12	12	10	12	11	13	11	9	7	16	7	3	30	16 T
Miami Heat	4	*1	4	22 T	2	20	5	2	2	4	14	5	4	28
Milwaukee Bucks	19	21	11	30	19	2	10	18	16	25	12 T	25	9	14
Minnesota Timberwolves	24	10	16	25	12	21	24	21	23	27	8	*1	19	29
New Orleans Pelicans	13	11	24	22 T	26	24	*1	4	3	15	11	9	16	27
New York Knicks	6	4	5	19	6	8	3	19	10	13	3	28	13 T	26
Oklahoma City Thunder	15	23	13	27	15	12	25	30	30	26	29	21	29	*1
Orlando Magic	20	17	14	26	24	14	18	29	29	14	23	22	26 T	4
Philadelphia 76ers	8 T	9	15	2	9	11	13 T	15	17	7	*1	19 T	13 T	12
Phoenix Suns	8 T	7	3	4	5	6	21	14	19	2 T	15	6	3	6 T
Portland Trail Blazers	27	19	27	28	28	18	8	22	20	30	26	12	23	10
Sacramento Kings	29	29	28	24	29	17	22	24	22	21	25	16	18	24
San Antonio Spurs	23	26	19	13	20	10	29	25	26	10	10	14	21 T	6 T
Toronto Raptors	7	5	17	16	18	26	16 T	12	14	20	2	2	25	8
Utah Jazz	10	13	9	14	13	4	9	*1	*1	5	19	29	8	23
Washington Wizards	16 T	20	18	3	21	30	15	16	18	8	9	30	7	19

* = NBA leader | T = Tied for position

	POINTS PER GAME		FIELD GOAL PERCENTAGE		TURNOVERS PER GAME		REBOUND PERCENTAGE			BELOW 100 PTS.		OVERTIME GAMES		DECIDED 3 PTS. OR LESS		DECIDED 10 PTS. OR MORE	
	OWN	OPP	OWN	OPP	OWN	OPP	OFF	DEF	TOT.	OWN	OPP.	W	L	W	L	W	L
Atlanta	113.7	111.4	.468	.463	13.2	12.3	.244	.778	.795	10	14	2	2	3	3	25	15
Boston	112.6	111.2	.466	.464	14.1	14.1	.243	.781	.775	13	12	2	2	7	5	17	12
Brooklyn	118.6	114.1	.494	.459	13.5	12.6	.214	.773	.812	4	11	2	2	3	5	24	11
Charlotte	109.5	111.4	.455	.468	14.8	14.8	.235	.757	.746	12	10	1	2	9	4	14	24
Chicago	110.7	111.6	.476	.473	15.1	12.7	.223	.803	.811	13	10	2	2	3	5	16	20
Cleveland	103.8	112.3	.450	.484	15.5	14.3	.236	.766	.747	26	10	3	1	4	2	11	37
Dallas	112.4	110.2	.470	.460	12.1	12.6	.211	.778	.784	11	14	1	0	5	4	26	17
Denver	115.1	110.1	.485	.469	13.5	14.1	.247	.789	.792	6	15	4	2	6	4	29	11
Detroit	106.6	111.1	.452	.476	14.9	13.9	.219	.769	.760	19	7	1	3	1	8	14	31
Golden State	113.7	112.7	.468	.452	15.0	15.0	.179	.766	.776	10	10	1	0	6	4	25	18
Houston	108.8	116.7	.444	.480	14.7	14.7	.198	.771	.738	17	5	0	1	3	4	8	37
Indiana	115.3	115.3	.474	.468	13.5	14.8	.202	.749	.753	8	8	5	2	5	4	15	17
LA Clippers	114.0	107.8	.482	.464	13.2	12.8	.227	.791	.814	8	13	0	0	3	4	31	7
LA Lakers	109.5	106.8	.472	.460	15.2	15.2	.225	.797	.802	16	21	5	1	7	5	22	13
Memphis	113.3	112.3	.467	.462	13.3	14.8	.242	.783	.775	11	11	2	2	3	7	23	21
Miami	108.1	108.0	.468	.459	14.1	15.1	.194	.779	.793	13	22	0	4	4	5	17	17
Milwaukee	120.1	114.2	.487	.456	13.8	13.2	.233	.797	.826	4	11	1	1	6	5	29	12
Minnesota	112.1	117.7	.448	.482	14.3	15.3	.227	.768	.739	11	5	0	5	4	6	9	25
New Orleans	114.6	114.9	.477	.469	14.6	13.3	.263	.800	.800	7	6	2	4	3	10	13	21
New York	107.0	104.7	.456	.440	12.9	12.8	.219	.786	.795	20	24	4	2	2	9	24	15
Oklahoma City	105.0	115.6	.441	.473	16.1	13.1	.212	.779	.769	22	8	1	2	7	5	5	36
Orlando	104.0	113.3	.429	.471	12.8	12.7	.216	.782	.756	29	10	1	1	3	5	6	35
Philadelphia	113.6	108.1	.476	.453	14.4	15.6	.232	.782	.796	9	16	4	2	7	3	27	12
Phoenix	115.3	109.5	.490	.467	12.5	13.6	.208	.785	.798	3	15	4	3	9	3	23	8
Portland	116.1	114.3	.453	.473	11.1	12.4	.230	.775	.754	5	6	1	0	10	9	19	12
Sacramento	113.7	117.4	.481	.488	13.4	13.7	.213	.750	.740	5	7	1	0	10	5	12	22
San Antonio	111.1	112.8	.462	.472	11.4	13.2	.200	.773	.758	13	12	2	5	7	8	18	20
Toronto	111.3	111.7	.448	.461	13.2	16.1	.208	.763	.735	8	7	0	1	3	6	17	19
Utah	116.4	107.2	.468	.447	14.2	11.5	.245	.793	.828	5	21	0	3	3	2	39	7
Washington	116.6	118.5	.475	.471	14.4	14.7	.213	.776	.778	6	3	4	1	11	8	14	20
2,160 GAMES	112.1	112.1	.466	.466	13.8	13.8	.222	.778	.778	344	344	56	157	157	572	572	572





Score more benefits as an AAdvantage[®] member.

Being a fan is better as an AAdvantage[®] member with endless ways to earn the miles needed to get you to every game. Enroll for free today to start earning. Proud to be the Official Airline Sponsor of the Dallas Mavericks.