



MEMPHIS GRIZZLIES

2022/23 MEDIA GUIDE



SOUTHEAST SOUTHEAST SOUTHEAST SOUTHEAST SOUTHEAST SOUTHEAST SOUTHEAST SOUTHEAST

GRIZZLIES GRIND HERE

Bally
SPORTS
SOUTHEAST

Bally
SPORTS

Bally
SPORTS+

DIRECTV CH. 649-2

DIRECTV STREAM CH. 649-2

U-VERSE CH. 1727

XFINITY CH. 1251



TABLE OF CONTENTS



TABLE OF CONTENTS	1
PLAYERS	3
Steven Adams	4
Santi Aldama	8
Desmond Bane	10
Dillon Brooks	12
Kennedy Chandler	15
Brandon Clarke	16
Danny Green	19
Jaren Jackson Jr.	24
Tyus Jones	27
John Konchar	31
Jake LaRavia	33
Kenneth Lofton Jr.	34
Ja Morant	35
David Roddy	39
Killian Tillie	40
Xavier Tillman Sr.	42
Ziaire Williams	44
Vince Williams Jr.	46
Roster	47
How the Grizzlies Were Built	49
EXECUTIVE	51
Robert Pera, Joe Abadi	52
BASKETBALL OPERATIONS	53
Zachary Z. Kleiman	54
Tayshaun Prince, Rich Cho	55
Chris Makris, Chantal Hassard	56
Elliot Perry, Glen Grunwald	57
Taylor Jenkins	58
Blake Ahearn, Brad Jones	59
Darko Rajakovic, David McClure, James "Scoonie" Penn	60
Sonia Raman, Vitaly Potapenko, Jason March	61
Medical and Training Staff	62
Basketball Operations Staff	64
Memphis Hustle	65
BUSINESS OPERATIONS	67
Jason Wexler	68
Arnetria Bowman, Lauren Carnell, Dwight Johnson	69
Anthony Macri, Joy Norton, Dennis O'Connor	70
John Pugliese, Abusheri Ohwofasa	71
Kandace Stewart, Garth Webster	72
Grizz, Grizz Girls	73
Grizz Gaming	74
Grizzlies Youth Basketball	75
MEDIA	77
Communications Staff	78
Broadcasters, Grind City Media	79
Grizzlies.com	84
Media Directory	85
Don Poier Media Center	86
COMMUNITY	87
Community Engagement	88
Grizzlies Foundation	89

HISTORY	91
Team History Statistics	92
Individual History Statistics	109
All-Time Roster	120
PLAYOFFS	167
Playoff Statistics	168
SEASON REVIEW	193
2021-22 Review	194
Previous Seasons	196
OPPONENTS	249
Opponent Directories	250
Scoring Leaders	308
NBA	309
Key Dates and Standings	310
2022 Playoffs and 2021-22 Statistical Leaders	311
2021-22 NBA Statistics	312
Attendance and 2022 NBA Draft	313
NBA Offices	314
NBA G League Offices	315
2021-22 NBA G League Standings and Statistics	316
All-Time NBA Award Winners	318
FEDEXFORUM	323
FedExForum Information	324
AT A GLANCE	327
MEDIA GUIDE CREDITS	
MANAGING EDITOR	Ross Wooden
ASSOCIATE EDITORS ..	Laura Ehret, Bryan Loo-Almonte, Avery Franklin, Corey Moore, Kaki Giebler
DESIGN AND PRODUCTION	David Thompson, Bryan Rumpfola, Courtney Pennington, Daniel Fletcher, Kendra Petersen-Kamp, William Stone
PHOTOGRAPHY	Joe Murphy, NBAE, Getty Images, NBA Photos
PRINTING	Mercury Printing

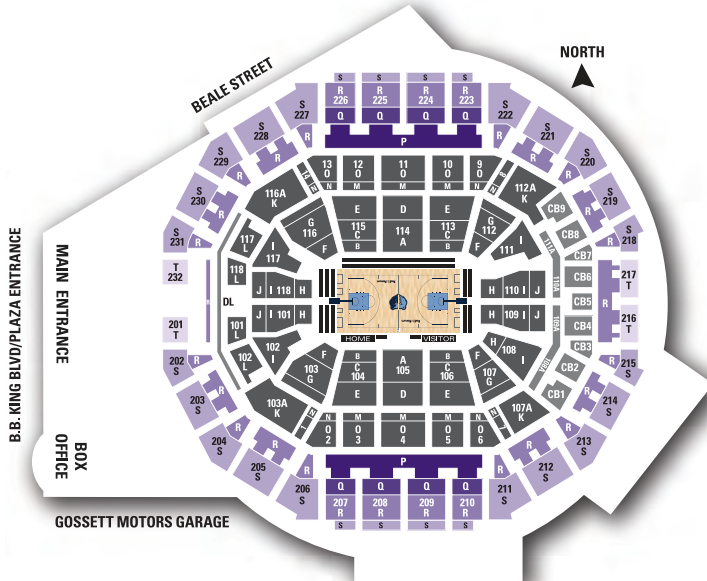
Special Thanks to Chris Thorn, the Elias Sports Bureau and basketball-reference.com

All NBA and team insignia depicted in this publication are the property of NBA Properties, Inc. and the respective teams of the NBA and may not be reproduced for commercial purposes without the prior written consent of NBA Properties, Inc.

The information contained in this publication was compiled by the Memphis Grizzlies and is provided as a courtesy to our fans and the press and may be used only for personal or editorial purposes. Any commercial use of this information is prohibited without the prior written consent of the Memphis Grizzlies.

INTRO
PLAYERS
EXECUTIVE
BASKETBALL OPS
BUSINESS OPS
MEDIA
COMMUNITY
HISTORY
PLAYOFFS
REVIEW
OPPONENTS
NBA
FEDEXFORUM
AT A GLANCE

2022/23 MEMPHIS GRIZZLIES MVP SEASON TICKETS



BIG RIVER STEEL TERRACE

- T** BRS Terrace V
- S** BRS Terrace IV
- R** BRS Terrace III
- Q** BRS Terrace II
- P** BRS Terrace I

SEASON TICKET TOTAL PRICE

- \$484
- \$572
- \$792
- \$1,012
- \$1,540

PINNACLE LEVEL

- O** Pinnacle III
- N** Pinnacle II
- M** Pinnacle I

- SOLD OUT
- SOLD OUT
- SOLD OUT

PLAZA LEVEL

- L** Plaza IV
- K** Plaza IV Plus
- J** Plaza III
- I** Plaza II
- H** Plaza II Plus
- G** Plaza I
- F** Plaza I Plus
- E** Courtside IV
- D** Courtside III
- C** Courtside II
- B** Courtside II Plus
- A** Courtside I

- SOLD OUT
- SOLD OUT
- SOLD OUT
- SOLD OUT
- SOLD OUT
- SOLD OUT
- SOLD OUT
- SOLD OUT
- SOLD OUT
- SOLD OUT
- SOLD OUT
- SOLD OUT

MVP Savings – Save major bucks on individual game tickets all season long.

MVP Priority – Choose the best seats ahead of all non-MVPs.

My MVP Online – Get account info, manage preferences, and use or forward tickets to friends from your mobile phone at grizzlies.com/MyMVP.

MVP Service – Enjoy a personal service Account Executive for all of your Grizz needs.

MVP Access – Get the inside dig at exclusive team events like pre-game Chalk Talks and our annual MVP Thank You Party.

MVP Videoboard Welcome – Celebrate your birthday, anniversaries and more with a FedExForum videoboard message.

MVP E-News – Receive the latest NBA and Grizzlies news, announcements and updates, customized and e-mailed directly to you.

MVP Suites & Group Nights – Special group offers for all MVPs.

Convenient Payment Plans – Pay up front or take advantage of convenient payment options.

Playoff Priority – Reserve and purchase Playoff tickets before the public.

Upgrade Priority – Enjoy the option to upgrade your seat location every year before tickets go on sale to the public.

Priority Purchasing – Purchase additional Grizzlies and select FedExForum event tickets, before they go on sale to the public.

PLAYERS

PLAYERS





4 STEVEN ADAMS

HEIGHT 6'11"

WEIGHT 265

POSITION CENTER

PRIOR TO NBA PITTSBURGH

NBA SEASONS 9

NBA Regular Season Statistics

Season	TM	G	GS	MP	FG	FGA	FG%	3P	3PA	3P%	FT	FTA	FT%	ORB	DRB	TRB	AST	STL	BLK	TOV	PF	PTS	RPG	APG	PPG
2013-14	OKC	81	20	1197	93	185	.503	0	0	-	79	136	.581	142	190	332	43	40	57	71	203	265	4.1	0.5	3.3
2014-15	OKC	70	67	1771	217	399	.544	0	2	.000	103	205	.502	199	324	523	66	38	86	99	222	537	7.5	0.9	7.7
2015-16	OKC	80	80	2014	261	426	.613	0	0	-	114	196	.582	219	314	533	62	42	89	84	223	636	6.7	0.8	8.0
2016-17	OKC	80	80	2389	374	655	.571	0	1	.000	157	257	.611	281	332	613	86	89	78	146	195	905	7.7	1.1	11.3
2017-18	OKC	76	76	2487	448	712	.629	0	2	.000	160	286	.559	384	301	685	88	92	78	128	215	1056	9.0	1.2	13.9
2018-19	OKC	80	80	2669	481	809	.595	0	2	.000	146	292	.500	391	369	760	124	117	76	135	204	1108	9.5	1.6	13.9
2019-20	OKC	63	63	1680	283	478	.592	1	3	.333	117	201	.582	207	376	583	146	51	67	94	122	684	9.3	2.3	10.9
2020-21	NOP	58	58	1605	189	308	.614	0	3	.000	60	135	.444	213	301	514	111	54	38	78	113	438	8.9	1.9	7.6
2021-22	MEM	76	75	1999	210	384	.547	0	1	.000	108	199	.543	349	411	760	256	65	60	115	153	528	10.0	3.4	6.9
CAREER		664	599	17811	2556	4356	.587	1	14	.071	1044	1907	.547	2385	2918	5303	982	588	629	950	1650	6157	8.0	1.5	9.3

NBA Playoffs Statistics

Season	TM	G	GS	MP	FG	FGA	FG%	3P	3PA	3P%	FT	FTA	FT%	ORB	DRB	TRB	AST	STL	BLK	TOV	PF	PTS	RPG	APG	PPG
2013-14	OKC	18	0	331	31	45	.689	0	0	-	8	23	.348	22	52	74	4	1	24	10	48	70	4.1	0.2	3.9
2015-16	OKC	18	18	553	68	111	.613	0	1	.000	46	73	.630	62	109	171	13	9	14	17	55	182	9.5	0.7	10.1
2016-17	OKC	5	5	157	18	28	.643	0	0	-	4	11	.364	17	17	34	7	6	9	4	14	40	6.8	1.4	8.0
2017-18	OKC	6	6	200	27	46	.587	0	0	-	9	13	.692	19	26	45	9	4	4	15	63	7.5	1.5	10.5	
2018-19	OKC	5	5	159	28	42	.667	0	1	.000	3	8	.375	12	24	36	7	5	5	9	13	59	7.2	1.4	11.8
2019-20	OKC	7	7	210	31	52	.596	0	1	.000	9	20	.450	34	47	81	9	4	2	16	10	71	11.6	1.3	10.1
2021-22	MEM	7	5	114	9	21	.429	0	0	-	6	11	.545	15	30	45	15	1	1	4	12	24	6.4	2.1	3.4
CAREER		66	46	1724	212	345	.614	0	3	.000	85	159	.535	181	305	486	64	30	59	64	167	509	7.4	1.0	7.7

PRO CAREER

NBA Regular Season: Nine-year NBA veteran has appeared in 664 regular season games (599 starts) for the Oklahoma City Thunder, New Orleans Pelicans and Memphis Grizzlies... Has averaged 9.3 points, 8.0 rebounds and 1.5 assists in 26.8 minutes while shooting 58.7% from the field and 54.7% from the free throw line... Has officially missed 51 games due to injury and three games while in health and safety protocols... DNP (Coach's Decision) once... Has scored in double figures 295 times, including 40 games with at least 20 points... His longest streak of consecutive games scoring in double figures is 15 (Jan. 6-Feb. 7, 2019), and his longest career streak of consecutive games with at least 20 points is four (Dec. 7-14, 2018)... Has grabbed double-digit rebounds 227 times, including five games with at least 20 rebounds... His longest streak of consecutive games with double-digit rebounds is six, accomplished twice (last from March 23-April 3, 2018)... Has recorded double-digit assists once... Has posted 139 double-doubles, including one triple-double... Has one career game with at least 20 points and 20 rebounds... His longest streak of consecutive games with a double-double is four, accomplished four times (last from Feb. 11-23, 2020)... Ranks sixth among active players in offensive rebounds and has ranked in the top 10 in the category in each of the last seven seasons, leading the NBA in 2021-22 and finishing second in 2017-18 and 2018-19... Holds the Grizzlies' single-season franchise record for offensive rebounds (349 in 2021-22)... Ranks seventh in NBA history in career field goal percentage and sixth among active players.

NBA Playoffs: Has competed in 66 postseason games (46 starts) for the Oklahoma City Thunder and Memphis Grizzlies and has averaged 7.7 points and 7.4 rebounds in 26.1 minutes while shooting 61.4% from the field and 53.5% from the free throw line... Has scored in double figures 21 times... Has grabbed double-digit rebounds 20 times... Has posted 11 double-doubles... Ranks fourth in NBA playoff history in field goal percentage.

NBA Transactions: Selected by the Oklahoma City Thunder in the first round (12th overall) of the 2013 NBA Draft on June 27, 2013... Signed a multi-year contract with the Oklahoma City Thunder on July 12, 2013... Signed a rookie scale extension with the Oklahoma City Thunder on Oct. 31, 2016... Traded by the Oklahoma City Thunder to the New Orleans Pelicans on Nov. 23, 2020 as



part of a four-team trade that also included the Milwaukee Bucks and Denver Nuggets... Signed a veteran extension with the New Orleans Pelicans on Nov. 24, 2020... Traded by the New Orleans Pelicans with Eric Bledsoe, the draft rights to Ziaire Williams (10th overall in 2021), the draft rights to Jared Butler (40th overall in 2021) and a protected 2022 first round draft pick (via Los Angeles Lakers) to the Memphis Grizzlies; the Memphis Grizzlies traded Jonas Valanciunas, the draft rights to Trey Murphy (17th overall in 2021) and the draft rights to Brandon Boston (51st overall in 2021) to the New Orleans Pelicans and the draft rights to Tyler Harvey (51st overall in 2015) to the Charlotte Hornets; the Charlotte Hornets traded the Devonte' Graham to the New Orleans Pelicans; the New Orleans Pelicans traded Wesley Iwundu and a protected 2022 first round draft pick to the Charlotte Hornets in a three-team trade on Aug. 7, 2021. Signed a multi-year contract extension with the Memphis Grizzlies on Oct. 1, 2022.

Honors: NBA All-Rookie Second Team (2013-14)... NBA Rising Stars (2014, 2015).

2021-22 (Memphis): Appeared in 76 games (75 starts) in his ninth NBA season and first with the Memphis Grizzlies... Averaged 6.9 points, 10.0 rebounds and 3.4 assists in 26.3 minutes while shooting 54.7% from the field... Missed six games... Sidelined three games due to injury or illness, including one game (Jan. 13) with a non-COVID illness, one game (April 1) with left calf soreness and one game (April 10) with left ankle soreness... Missed three games (Jan. 8-11) while in health and safety protocols... Led the NBA in offensive rebounds (franchise-record 349), offensive rebounds per game (4.6) and offensive rebound percentage (17.9) for the first time in his career... Ranked 12th in the NBA in rebounds per game... Set career highs in rebounds per game and assists per game... Scored in double figures 19 times, including one game with at least 20 points... Grabbed double-digit rebounds 39 times, including one game with at least 20 rebounds... Posted 14 double-doubles... Recorded eight points, 14 rebounds, three assists, one steal and one block in 32 minutes in his Grizzlies debut on Oct. 20 vs. Cleveland... Hauled in 16 rebounds on Dec. 6 at Miami... Grabbed 12 of his 14 rebounds on Dec. 20 vs. Oklahoma City in the first quarter, an NBA season high for any quarter... Talled 13 points, 16 rebounds and a season-high seven assists on Dec. 27 at Phoenix... Corralled 15 rebounds (season-high 10 offensive) on Jan. 29 vs. Washington... Grabbed a season-high 21 rebounds on Feb. 26 vs. Chicago... Surpassed **Zach Randolph** (330 in 2009-10) as the franchise's single-season recordholder for offensive rebounds on March 26 vs. Milwaukee... **NBA Playoffs:** Appeared in seven games (five starts) in helping the Grizzlies advance to the Western Conference Semifinals and averaged 3.4 points, 6.4 rebounds and 2.1 assists in 16.3 minutes... Scored in double figures once... Grabbed double-digit rebounds three times... Posted one double-double... Averaged 1.7 rebounds and 1.3 assists in 10.2 minutes in three games in Memphis' first round series win over the Minnesota Timberwolves... Averaged 6.0 points, 10.0 rebounds and 2.8 assists in 20.8 minutes in four games during the Grizzlies' conference semifinals series with the Golden State Warriors.

2020-21 (New Orleans): Started all 58 of his appearances during his eighth NBA season and first with the New Orleans Pelicans... Averaged 7.6 points, 8.9 rebounds and 1.9 assists in 27.7 minutes while shooting 61.4% from the field... Missed 14 games due to injury, including one game (Feb. 1) with left calf tightness, two games (Feb. 19-21) with a right ankle sprain, one game (April 2) with right ankle soreness and 10 games (April 26, April 29-May 3, May 7-16) with a right first MTP sprain... Ranked seventh in the NBA in total offensive rebounds (213) and 16th in rebounds per game... Scored in double figures 20 times... Grabbed double-digit rebounds 24 times, including one game with at least 20 rebounds... Recorded double-digit assists once... Posted 13 double-doubles, including his first career triple-double with 10 points, 11 rebounds and a career-high 10 assists on Jan. 6 vs. Oklahoma City... Snagged a season-high 20 rebounds (10 offensive) on Jan. 29 vs. Milwaukee... Scored a season-high 15 points on March 4 vs. Miami... Talled a season-high four blocks on March 27 vs. Dallas.

2019-20 (Oklahoma City): Started all 63 of his games during his seventh NBA season and averaged 10.9 points, 9.3 rebounds, 2.3 assists and 1.06 blocks in 26.7 minutes while shooting 59.2% from the field... Missed three games (Oct. 30-Nov. 2, Nov. 10) with a right knee contusion... Ranked sixth in the NBA in field goal percentage, sixth in total offensive rebounds (207) and 19th in rebounds per game... Scored in double figures 35 times, including six games with at least 20 points... Grabbed double-digit rebounds 30 times... Posted 22 double-doubles... Scored a season-high 24 points to go with 15 rebounds on Jan. 6 at Philadelphia... Pulled down a season-high 18 rebounds the next night on Jan. 7 at Brooklyn... Made his lone career 3-pointer on Feb. 13 at New Orleans... **NBA Playoffs:** Started all seven games in the Thunder's first round series with the Houston Rockets and averaged 10.1 points, 11.6 rebounds and 1.3 assists in 30.0 minutes while shooting 59.6% from the field... Scored in double figures four times and grabbed double-digit rebounds five times... Posted two double-doubles.

2018-19 (Oklahoma City): Started all 80 of his appearances in his sixth NBA season and averaged 13.9 points, 9.5 rebounds, 1.6 assists and 1.46 steals in 33.4 minutes while shooting 59.5% from the field... Missed two games due to injury, including one game (Oct. 28) with left calf tightness and one game (Jan. 29) with a sore ankle... Averaged career highs in points, rebounds, assists, steals, minutes and field goals made (6.0) per game... Held the sixth-highest field goal percentage in the league while ranking second in total offensive rebounds (career-high 391), offensive rebounds per game (4.9) and box outs (9.0)... Placed 16th in rebounds per game... Among centers, ranked second in total steals (117) and third in +/- rating (+389)... Scored in double figures 63 times, including 13 games with at least 20 points... Grabbed double-digit rebounds 35 times, including two games with at least 20 rebounds... Posted 29 double-doubles, including his only career performance with at least 20 points and 20 rebounds... Scored a season-high 26 points on Nov. 17 at Phoenix and Dec. 14 at Denver... Produced a four-game streak with at least 20 points from Dec. 7-14, the longest of his career... Registered 20 points and a career-high 23 rebounds on Dec. 19 at Sacramento, becoming the third time a Thunder player recorded a 20-point, 20-rebound game (**Serge Ibaka**, **Enes Kanter**)... Logged a season-best five steals on Feb. 22 vs. Utah... Had 22 rebounds on March 3 vs. Memphis... Talled a season-high five



STEVEN ADAMS

blocks on April 2 vs. LA Lakers. . . **NBA Playoffs:** Started all five games in the Thunder's first round series with the Portland Trail Blazers and averaged 11.8 points, 7.2 rebounds, 1.4 assists, 1.00 steals and 1.00 blocks in 31.8 minutes while shooting 66.7% from the field. . . Scored in double figures four times.

2017-18 (Oklahoma City): Started all 76 of his games in his fifth NBA season and averaged 13.9 points, 9.0 rebounds, 1.2 assists, 1.21 steals and 1.03 blocks in 32.7 minutes while shooting a career-high 62.9% from the field. . . Missed six games due to injury, including three games (Nov. 10-15) with a right calf contusion, two games (Dec. 16-18) while in concussion protocol and one game (March 13) with a left hip contusion. . . Led the NBA in offensive rebounds per game (5.1) and screen assists (4.8) and ranked fourth in field goal percentage and 13th in rebounds. . . Scored in double figures 59 times, including 13 games with at least 20 points. . . Grabbed double-digit rebounds 35 times. . . Posted 28 double-doubles. . . Scored a season-high 27 points (11-11 FG, 5-5 FT) on Dec. 1 vs. Minnesota. . . Scored 22 points and pulled down a season-best 17 rebounds (career-high 12 offensive) on Feb. 13 vs. Cleveland. . . Recorded a season-high five steals on Oct. 19 vs. New York, Nov. 7 at Sacramento and Feb. 4 vs. LA Lakers. . . Tallied a season-high five blocks on March 16 vs. LA Clippers. . . **NBA Playoffs:** Started all six games in the Thunder's first round series against the Utah Jazz and averaged 10.5 points, 7.5 rebounds and 1.5 assists in 33.4 minutes while shooting 58.7% from the field. . . Scored in double figures twice. . . Grabbed double-digit rebounds once. . . Posted one double-double.

2016-17 (Oklahoma City): Started all 80 of his appearances in his fourth NBA season and averaged 11.3 points, 7.7 rebounds, 1.1 assists and 1.11 steals in 29.9 minutes while shooting 57.1% from the field. . . Missed two games (Jan. 16-18) while in concussion protocol. . . Ranked seventh in the NBA in field goal percentage. . . Scored in double figures 48 times, including seven games with at least 20 points. . . Grabbed double-digit rebounds 26 times. . . Posted 16 double-doubles. . . Scored a season-high 24 points on Dec. 9 vs. Houston. . . Played a career-high 51 minutes on Dec. 15 at Philadelphia. . . Hauled in a season-high 14 rebounds on Dec. 29 at Memphis. . . Registered a season-high 10 offensive rebounds on Feb. 3 vs. Memphis. . . **NBA Playoffs:** Started all five games during the Thunder's first round series with the Houston Rockets and averaged 8.0 points, 6.8 rebounds, 1.4 assists, 1.20 steals and 1.80 blocks in 31.4 minutes while shooting 64.3% from the field. . . Scored in double figures once.

2015-16 (Oklahoma City): Started all 80 of his games in his third NBA season and averaged 7.9 points, 6.7 rebounds and 1.11 blocks in 25.2 minutes while shooting 61.3% from the field. . . Missed two games (Jan. 22-24) with a right elbow strain. . . Had a career-high 89 blocks. . . Scored in double figures 25 times. . . Grabbed double-digit rebounds 12 times. . . Posted six double-doubles. . . Scored a season-high 17 points on Jan. 10 at Portland and April 12 at San Antonio. . . Recorded a season-high 15 rebounds on April 11 vs. LA Lakers. . . Had a season-high five blocks on Nov. 8 vs. Phoenix. . . **NBA Playoffs:** Started all 18 games in the Thunder's run to the Western Conference Finals and averaged 10.1 points and 9.5 rebounds in 30.7 minutes while shooting 61.3% from the field. . . Scored in double figures eight times. . . Grabbed double-digit rebounds 10 times, including a nine-game streak. . . Posted six double-doubles. . . Averaged 9.2 points, 7.6 rebounds and 1.0 assists in 27.6 minutes in the Thunder's 4-1 first round series win over the Dallas Mavericks. . . Recorded 11.0 points and 11.8 rebounds in 35.8 minutes in a 4-2 conference semifinals victory over the San Antonio Spurs. . . Averaged 10.0 points and 8.9 rebounds in 28.5 minutes in a 4-3 conference finals loss to the Golden State Warriors.

2014-15 (Oklahoma City): Appeared in 70 games (67 starts) in his second NBA season and averaged 7.7 points, 7.5 rebounds and 1.23 blocks in 25.3 minutes while shooting 54.4% from the field. . . Missed 12 games, including one game (Jan. 25) with a migraine and 11 games (Feb. 9-March 5) with a fourth metacarpal fracture in his right hand. . . Selected to participate in the BBVA Rising Stars Challenge as part of NBA All-Star Weekend for the second consecutive season. . . Scored in double figures 22 times. . . Grabbed double-digit rebounds 24 times. . . Posted 10 double-doubles. . . Blocked a career-high six shots on Nov. 16 vs. Houston. . . Scored a season-high 16 points on Dec. 12 at Minnesota, Dec. 25 at San Antonio and March 24 vs. LA Lakers. . . Registered 20 rebounds on Jan. 21 at Washington.

2013-14 (Oklahoma City): Appeared in 81 games (20 starts) as a rookie and averaged 3.3 points and 4.1 rebounds in 14.8 minutes while shooting 50.3% from the field. . . DNP (Coach's Decision) once. . . Named to the BBVA Rising Stars Challenge as part of NBA All-Star Weekend. . . Ranked ninth among rookies in rebounds and blocks per game. . . Scored in double figures three times. . . Grabbed double-digit rebounds once. . . Made his NBA debut on Oct. 30 at Utah. . . Posted his first career double-double and set season highs with 17 points and 10 rebounds off the bench in his third career game on Nov. 8 at Detroit. . . Made his first career start on Nov. 13 at LA Clippers. . . **NBA Playoffs:** Appeared in 18 games as a reserve to help the Thunder advance to the Western Conference Finals. . . Averaged 3.9 points, 4.1 rebounds and 1.33 blocks in 18.4 minutes during the postseason. . . DNP (Coach's Decision) once. . . Scored in double figures once. . . Grabbed double-digit rebounds once. . . Posted one double-double. . . Averaged 1.7 points, 1.0 rebounds and 1.67 blocks in 11.1 minutes in six games during the Thunder's 4-3 first round win over the Memphis Grizzlies. . . Averaged 5.0 points, 6.2 rebounds and 1.16 blocks in 21.5 minutes in the Thunder's 4-2 conference semifinals win over the Los Angeles Clippers. . . Averaged 5.0 points, 5.2 rebounds and 1.16 blocks in 22.6 minutes in a 4-2 conference finals loss to the San Antonio Spurs.



COLLEGE CAREER

Played one season at the University of Pittsburgh (2012-13)... Started all 32 games for the Panthers and averaged 7.2 points, 6.3 rebounds and 2.03 blocks in 23.4 minutes while shooting 57.1% from the field... Named to the Big East All-Rookie Team... Ranks first all-time among Pitt freshmen in field goal percentage, second in blocked shots (63) and sixth in rebounds (192)... Led the team in rebounds and blocks per game... Scored in double figures six times... Posted 13 points and 11 rebounds in an NCAA Tournament game on March 21 vs. Wichita State.

PERSONAL

Born July 20, 1993 in Rotorua, New Zealand... First lottery pick and first round pick to come out of New Zealand in NBA Draft history... One of 18 siblings, six of whom played basketball for New Zealand... All of his brothers stand between 6-10 to 6-11 and his sisters between 6-5 and 6-6... Half-sister Dame Valerie is a 2008 and 2016 Olympic champion and four-time world champion in the shot put... Favorite movie is "Nacho Libre" and favorite song is "Bohemian Rhapsody"... Plays guitar.

REGULAR SEASON CAREER HIGHS

MIN	51	12/15/2017, OKC AT PHI	FT	8	12/10/2018, OKC VS UTA (3X)	AST	10	1/6/2021, NOP VS OKC
FG	12	12/14/2018, OKC AT DEN (2X)	FTA	12	1/15/2018, OKC VS SAC (3X)	STL	6	3/24/2014, OKC VS DEN
FGA	20	12/14/2018, OKC AT DEN	OREB	12	2/13/2018, OKC VS CLE	TOV	6	12/8/2021, MEM AT DAL (3X)
3P	1	2/13/2020, OKC AT NOP	DREB	16	1/21/2015, OKC AT WAS	BLK	6	11/16/2014, OKC VS HOU
3PA	1	3/13/2022, MEM AT OKC (14X)	REB	23	12/19/2018, OKC AT SAC	PTS	27	12/1/2017, OKC VS MIN



7 SANTI ALDAMA

HEIGHT 6'11"

WEIGHT 224

POSITION FORWARD

PRIOR TO NBA LOYOLA (MD)

NBA SEASONS 1

NBA Regular Season Statistics

Season	TM	G	GS	MP	FG	FGA	FG%	3P	3PA	3P%	FT	FTA	FT%	ORB	DRB	TRB	AST	STL	BLK	TOV	PF	PTS	RPG	APG	PPG
2021-22	MEM	32	0	360	53	132	.402	6	48	.125	20	32	.625	33	54	87	21	6	10	16	36	132	2.7	0.7	4.1
CAREER		32	0	360	53	132	.402	6	48	.125	20	32	.625	33	54	87	21	6	10	16	36	132	2.7	0.7	4.1

NBA G League Statistics

Season	TM	G	GS	MP	FG	FGA	FG%	3P	3PA	3P%	FT	FTA	FT%	ORB	DRB	TRB	AST	STL	BLK	TOV	PF	PTS	RPG	APG	PPG
2021-22	MHU	17	17	512	150	295	.508	21	80	.263	45	66	.682	62	96	158	43	25	24	42	39	390	9.3	2.5	22.9
CAREER		17	17	512	150	295	.508	21	80	.263	45	66	.682	62	96	158	43	25	24	42	39	390	9.3	2.5	22.9

PRO CAREER

NBA Regular Season: Appeared in 32 games as a reserve during his rookie season with the Memphis Grizzlies... Has averaged 4.1 points and 2.7 rebounds in 11.3 minutes while shooting 40.2% from the field and 62.5% from the free throw line... Has missed 10 games due to injury or illness, 27 games as a DNP (Coach's Decision) and 13 games while on assignment to the NBA G League... Has scored in double figures three times, including one game with at least 20 points... Has grabbed double-digit rebounds twice... Has posted two double-doubles.

NBA G League: Started all 17 appearances as a rookie with the Memphis Hustle... Has averaged 22.9 points, 9.3 rebounds, 2.5 assists, 1.47 steals and 1.42 blocks in 30.1 minutes while shooting 50.8% from the field and 68.2% from the free throw line... Has scored in double figures 16 times, including 13 games with at least 20 points and two 30-point performances... Has grabbed double-digit rebounds eight times... Has posted seven double-doubles.

NBA Transactions: Selected by the Utah Jazz with the 30th overall pick in the 2021 NBA Draft on July 29, 2021... Draft rights traded by the Utah Jazz to the Memphis Grizzlies for the draft rights to Jared Butler (40th overall in 2021) and two future second round draft picks on Aug. 7, 2021... Signed a multi-year contract with the Memphis Grizzlies on Aug. 8, 2021.

2021-22 (Memphis): Appeared in 32 games as a reserve during his rookie season and averaged 4.1 points and 2.7 rebounds in 11.3 minutes... Shot 40.2% from the field and 62.5% from the free throw line... Missed 50 games... Sidelined 10 games due to injury or illness, including four games (Dec. 17-23) with right calf soreness, three games (Dec. 26-29) with right ankle soreness, two games (Feb. 8-10) with right foot soreness and one game (April 9) with a non-COVID illness... DNP (Coach's Decision) 27 times... Inactive 13 games (Jan. 31-Feb. 5, March 3-20, March 28) while on assignment to the NBA G League... Scored in double figures three times, including one game with at least 20 points... Grabbed double-digit rebounds twice... Posted two double-doubles... Totaled seven points and two rebounds in six minutes in his NBA debut on Oct. 27 at Portland... Recorded his first career double-double with 18 points and a career-high 10 rebounds and set the single-game franchise record with a +52 plus-minus rating in 28 minutes on Dec. 2 vs. Oklahoma City... Scored 12 points on April 1 vs. Phoenix... Scored a career-high 20 points and tied his career best with 10 rebounds in a career-high 31 minutes on April 10 vs. Boston... **NBA Playoffs:** Missed all 12 playoff games, including one game as a DNP (Coach's Decision) and 11 games with right knee soreness... **NBA G League:** Started all 17 of his appearances with the Memphis Hustle and averaged 22.9 points, 9.3 rebounds, 2.5 assists, 1.47 steals and 1.42 blocks in 30.1 minutes... Shot 50.8% from the field and 68.2% from the free throw line... Scored in double figures 16 times, including 13 games with at least 20 points and two games with at least 30 points... Grabbed double-digit rebounds eight times... Posted seven double-doubles.



COLLEGE CAREER

Played two seasons at the Loyola University Maryland (2019-21)... Appeared in 27 games (26 starts) for the Greyhounds and averaged 19.0 points, 9.2 rebounds, 2.2 assists and 1.70 blocks in 33.3 minutes... Shot 49.5% from the field, 30.6% from 3-point range and 63.9% from the free throw line... Selected to the 2020-21 All-Patriot League First Team, 2021 Patriot League All-Tournament Team and NABC All-District (13) First Team as a sophomore after averaging 21.2 points, 10.1 rebounds, 2.3 assists, 1.00 steals and 1.71 blocks in 35.0 minutes... Named to the 2019-20 Patriot League All-Rookie Team as a freshman... Posted 30 points and a career-high 22 rebounds in a triple-overtime game on Feb. 13, 2021 vs. Lafayette, tying **Adonal Foyle's** conference record for rebounds in a game... Scored a career-best 33 points with 12 rebounds on March 10, 2021 in a win over Army in the Patriot League Tournament semifinals, helping Loyola advance to its first-ever Patriot League final... Posted 11 double-doubles in his collegiate career.

NATIONAL TEAM

Named MVP of the FIBA U18 European Championships after leading Spain to the gold medal in Greece... Selected to the event's All-Tournament Team alongside teammate and fellow future NBA first round draft pick **Usman Garuba**... A member of the Spanish National Age-Group Teams since he was 14.

PERSONAL

Born Jan. 10, 2001 in Las Palmas, Spain... Full name is Santiago Aldama Toledo... Son of Maria Isabel Toledo Jiménez and Santiago Aldama Alesón... His father was a professional basketball player in Spain and Portugal and a longtime member of the Spanish National Team who played in the 1992 Olympics in Barcelona... His uncle, Santiago Toledo, also played basketball professionally in Spain, Portugal and Italy.

INTRO

PLAYERS

EXECUTIVE

BASKETBALL
OPSBUSINESS
OPS

MEDIA

COMMUNITY

HISTORY

PLAYOFFS

REVIEW

OPPONENTS

NBA

REGULAR SEASON CAREER HIGHS

MIN	31	4/10/2022, MEM VS BOS	FTM	4	4/10/2022, MEM VS BOS	AST	4	4/10/2022, MEM VS BOS
FGM	8	12/2/2021, MEM VS OKC	FTA	6	4/10/2022, MEM VS BOS	STL	2	4/10/2022, MEM VS BOS
FGA	16	4/10/2022, MEM VS BOS (2X)	ORB	6	4/10/2022, MEM VS BOS	TOV	4	4/10/2022, MEM VS BOS
3PM	2	4/10/2022, MEM VS BOS	DRB	6	1/3/2022, MEM AT BKN	BLK	2	3/24/2022, MEM VS IND (2X)
3PA	5	4/10/2022, MEM VS BOS	REB	10	4/10/2022, MEM VS BOS (2X)	PTS	20	4/10/2022, MEM VS BOS



22 DESMOND BANE

HEIGHT 6'6" WEIGHT 215
 POSITION GUARD/FORWARD
 PRIOR TO NBA TCU
 NBA SEASONS 2

NBA Regular Season Statistics

Season	TM	G	GS	MP	FG	FGA	FG%	3P	3PA	3P%	FT	FTA	FT%	ORB	DRB	TRB	AST	STL	BLK	TOV	PF	PTS	RPG	APG	PPG
2020-21	MEM	68	17	1519	234	499	46.9	117	271	43.2	40	49	.816	31	179	210	118	41	16	59	125	625	3.1	1.7	9.2
2021-22	MEM	76	76	2266	508	1101	46.1	228	523	43.6	140	155	.903	46	288	334	208	92	29	111	196	1384	4.4	2.7	18.2
CAREER		144	93	3785	742	1600	46.4	345	794	43.5	180	204	.882	77	467	544	326	133	45	170	321	2009	3.8	2.3	14.0

NBA Playoff Statistics

Season	TM	G	GS	MP	FG	FGA	FG%	3P	3PA	3P%	FT	FTA	FT%	ORB	DRB	TRB	AST	STL	BLK	TOV	PF	PTS	RPG	APG	PPG
2020-21	MEM	5	0	99	11	19	.579	6	12	.500	0	0	-	2	15	17	10	4	2	3	6	28	3.4	2.0	5.6
2021-22	MEM	12	12	428	76	159	47.8	43	88	48.9	30	35	.857	5	40	45	26	11	9	16	23	225	3.8	2.2	18.8
CAREER		17	12	527	87	178	48.9	49	100	.490	30	35	.857	7	55	62	36	15	11	19	29	253	3.6	2.1	14.9

PRO CAREER

NBA Regular Season: Two-year NBA pro has appeared in 144 games (93 starts) for the Memphis Grizzlies... Has averaged 14.0 points, 3.8 rebounds and 2.3 assists in 26.3 minutes while shooting 46.4% from the field, 43.5% from 3-point range and 88.2% from the free throw line... Has officially missed two games due to injury, four games due to personal reasons, three games while in health and safety protocols and one game as a DNP (Coach's Decision)... Has scored in double figures 97 times, including 37 games with at least 20 points and four games with at least 30 points... Ranks third among active NBA players and sixth in NBA history in 3-point field goal percentage... Ranked second in the NBA in 3-point percentage in 2021-22... The third qualified player in NBA history to shoot at least 43% from 3-point range in each of his first two seasons (**Stephen Curry, Anthony Morrow**)... Holds the Grizzlies' single-season franchise records for 3-pointers made (228 in 2021-22) and free throw percentage (.903 in 2021-22).

NBA Playoffs: Has competed in 17 postseason games (12 starts) for the Memphis Grizzlies... Has averaged 14.9 points, 3.6 rebounds and 2.1 assists in 31.0 minutes while shooting 48.9% from the field, 49.0% from 3-point range and 85.7% from the free throw line... Has scored in double figures nine times, including six games with at least 20 points and one game with at least 30 points.

NBA Transactions: Selected by the Boston Celtics with the 30th overall pick in the first round of the 2020 NBA Draft on Nov. 18, 2020... Draft rights acquired by the Memphis Grizzlies from the Boston Celtics as part of a three-team trade also involving the Portland Trail Blazers on Nov. 20, 2020; Memphis traded two future second round picks to Boston and traded cash considerations to Portland; Portland traded Mario Hezonja to Memphis; Boston traded Enes Kanter to Portland... Signed a multi-year contract with the Memphis Grizzlies on Nov. 25, 2020.

Honors: NBA All-Rookie Second Team (2020-21)... NBA Rising Stars (2022).

2021-22 (Memphis): Started all 76 games in his second NBA season and averaged 18.2 points, 4.4 rebounds, 2.7 assists and 1.21 steals in 29.8 minutes while shooting 46.1% from the field, 43.6% from 3-point range and 90.3% from the free throw line... Missed six games... Sideline two games due to injury, including one game (Jan. 6) with left quad soreness and one game (April 1) with left ankle soreness... Inactive three games (Jan. 19-23) while in health and safety protocols... DNP (Coach's Decision) one game (April 10) while listed with left ankle soreness... Ranked second in the NBA in 3-point field goal percentage... Placed sixth in free throw percentage and 10th in 3-pointers made (228), setting single-season franchise records in both categories... Became the third qualified player in NBA history to shoot at least 43% from 3-point range in each of his first two seasons (**Stephen Curry, Anthony Morrow**)... Averaged 20.1 points and shot 47.6% from 3-point range on the road, the third-highest road 3-point percentage in a single season in NBA history (min. 200 3PA)... Led the team in minutes, 3-pointers made and attempted (523), 3-point percentage and free throw percentage and ranked second in points... Participated in the 2022 NBA Rising Stars, Rising Stars Clutch Challenge

DESMOND BANE



and 3-Point Shootout as part of NBA All-Star Weekend, winning the Clutch Challenge with teammate **Tyrese Haliburton**... Scored in double figures 67 times, including 35 games with at least 20 points and four games with at least 30 points... Played a career-high 41 minutes on Nov. 8 vs. Minnesota... Totaled 29 points (12-20 FG, 4-6 3P) and nine rebounds on Dec. 4 at Dallas, tying his career high for field goals made and rebounds... Scored 32 points (12-22 FG), tying his career high for field goals made, on Dec. 27 at Phoenix... Recorded a career-high seven assists on Jan. 4 at Cleveland and matched that total on March 20 at Houston... Scored a career-high 34 points (12-21 FG, 5-9 3P, 5-5 FT), matching his career best for field goals made, on Jan. 31 at Philadelphia... Recorded 30 points (9-19 FG, 7-12 3P, 5-5 FT) on Feb. 16 vs. Portland, setting a career high for 3-pointers made... Surpassed **Mike Miller** (202 in 2006-07) as the franchise's single-season recordholder for 3-pointers made on March 23 vs. Brooklyn... Had a career-high five steals on April 5 at Utah... Made multiple 3-pointers in all of his final 17 appearances, a franchise-record streak... **NBA Playoffs:** Started all 12 games in helping the Grizzlies reach the Western Conference Semifinals... Averaged 18.8 points, 3.8 rebounds and 2.2 assists in 35.7 minutes while shooting 47.8% from the field, 48.9% from 3-point range and 85.7% from the free throw line... Scored in double figures nine times, including six games with at least 20 points and one game with at least 30 points... Recorded 23.5 points, 4.2 rebounds and 2.2 assists in 38.0 minutes during Memphis' 4-2 first round series victory over the Minnesota Timberwolves... Averaged 27.0 points over the final four games of the series with Minnesota... Scored a playoff career-high 34 points (11-18 FG, 8-12 3P), setting a franchise record for 3-pointers made, on April 23 at Minnesota... Averaged 14.0 points, 3.3 rebounds and 2.2 assists in the Grizzlies' conference semifinals series against the Golden State Warriors.

2020-21 (Memphis): Appeared in 68 games (17 starts) as a rookie and averaged 9.2 points, 3.1 rebounds and 1.7 assists in 22.3 minutes while shooting 46.9% from the field, 43.2% from 3-point range and 81.6% from the free throw line... Led all qualifying rookies and set a rookie franchise record for 3-point field goal percentage, which was the ninth-highest 3-point percentage by a rookie qualified for the league leaderboard in NBA history... Ranked 11th in the NBA in 3-point percentage... Not with team four times (Feb. 12-17) for personal reasons... Scored in double figures 30 times, including two games with at least 20 points... Registered six points and four rebounds in 11 minutes in his NBA debut on Dec. 23 vs. San Antonio... Made multiple 3-pointers in six straight games to start his NBA career, the second-longest streak in NBA history (**Lauri Markkanen**, 10 straight in 2017)... Made at least one 3-pointer in nine games to start his career, the longest streak in franchise history... Scored 15 points and set career highs with seven rebounds, three steals and a +38 plus-minus on Feb. 28 at Houston... Scored 20 points (7-13 FG, 5-8 3P), setting a career best for 3-pointers made, on March 10 vs. Washington... Totaled 16 points and a career-high six assists on April 17 at Milwaukee... Scored a career-high 22 points on May 3 vs. New York and matched that total the next game on May 5 at Minnesota... **Play-In:** Averaged 8.5 points, 5.0 rebounds and 1.0 assists in 27.0 minutes in two play-in games... **NBA Playoffs:** Came off the bench in all five games during the Grizzlies' first round series with the Utah Jazz and averaged 5.6 points, 3.4 rebounds and 2.0 assists in 19.8 minutes while shooting 57.9% from the field and 50.0% from 3-point range.

COLLEGE CAREER

Played four years (2016-20) at Texas Christian University... Appeared in 141 games (114 starts) and averaged 12.6 points, 4.7 rebounds and 2.4 assists in 30.4 minutes while shooting 49.5% from the field, 43.3% from 3-point range and 80.4% from the free throw line... Two-time All-Big 12 selection; named 2019-20 All-Big 12 First Team as a senior and 2018-19 All-Big 12 Second Team as a junior... Top 10 finalist for the 2019-20 Jerry West Shooting Guard of the Year... TCU's all-time leader in wins (84) and games played (141)... Finished his collegiate career ranked third in school history in scoring (1,784), third in field goals made (659), first in 3-pointers made (249) and fifth in 3-point percentage (.433)... Started all 32 games as a senior and averaged 16.6 points (2nd in the Big 12), 6.4 rebounds (10th) and 3.9 assists (7th) in 36.1 minutes (1st) while leading the conference in 3-pointers made (92) and 3-point percentage (.442)... Scored at least 10 points 27 times in 2019-20, including 12 games with at least 20 points and one 30-point performance... Played at least 40 minutes six times.

PERSONAL

Born June 25, 1998 in Richmond, Ind... Majored in youth advocacy and educational studies at TCU... Played at Seton Catholic High School in Indiana, where he guided his team to three sectional championships and was named Most Outstanding Player at the Bob Wettig Tournament after shooting 84% from 3-point range... The all-time leading scorer in Wayne County boys' basketball history, he averaged 24.9 points and scored over 1,900 points during his prep career... Played AAU for Indiana Elite and averaged 30.0 points, 11.5 rebounds, 6.1 assists and 3.2 blocks during his senior season en route to leading the Cardinals to a 23-4 overall record and a regional appearance.

REGULAR SEASON CAREER HIGHS

MIN	41	11/8/2021, MEM VS MIN	FT	9	1/13/2022, MEM VS MIN	AST	7	3/20/2022, MEM AT HOU (2X)
FG	12	3/24/2022, MEM VS IND (6X)	FTA	9	1/13/2022, MEM VS MIN	STL	5	4/5/2022, MEM AT UTA
FGA	23	1/3/2022, MEM AT BKN	OREB	3	3/13/2022, MEM AT OKC	TOV	7	2/12/2022, MEM AT CHA
3P	7	2/16/2022, MEM VS POR	DREB	8	12/13/2021, MEM AT PHI (2X)	BLK	2	2/2/2022, MEM AT NYK (4X)
3PA	12	2/16/2022, MEM VS POR	REB	9	12/4/2021, MEM AT DAL	PTS	34	1/31/2022, MEM AT PHI

INTRO

PLAYERS

EXECUTIVE

BASKETBALL OPS

BUSINESS OPS

MEDIA

COMMUNITY

HISTORY

PLAYOFFS

REVIEW

OPPONENTS

NBA



24 DILLON BROOKS

HEIGHT 6'6 1/2" **WEIGHT 220**
POSITION GUARD/FORWARD
PRIOR TO NBA OREGON
NBA SEASONS 5

NBA Regular Season Statistics

Season	TM	G	GS	MP	FG	FGA	FG%	3P	3PA	3P%	FT	FTA	FT%	ORB	DRB	TRB	AST	STL	BLK	TOV	PF	PTS	RPG	APG	PPG
2017-18	MEM	82	74	2350	340	772	.440	94	264	.356	124	166	.747	49	208	257	135	73	17	124	233	898	3.1	1.6	11.0
2018-19	MEM	18	0	330	49	122	.402	15	40	.375	22	30	.733	9	22	31	16	10	4	19	50	135	1.7	0.9	7.5
2019-20	MEM	73	73	2112	435	1068	.407	147	411	.358	164	203	.808	68	175	243	150	63	27	124	278	1181	3.3	2.1	16.2
2020-21	MEM	67	67	1997	432	1031	.419	128	372	.344	159	195	.815	53	143	196	157	78	26	119	237	1151	2.9	2.3	17.2
2021-22	MEM	32	31	885	227	526	.432	46	149	.309	90	106	.849	29	73	102	88	36	8	50	105	590	3.2	2.8	18.4
CAREER		272	245	7674	1483	3519	.421	430	1236	.348	559	700	.799	208	621	829	546	260	82	436	903	3955	3.0	2.0	14.5

NBA Playoffs Statistics

Season	TM	G	GS	MP	FG	FGA	FG%	3P	3PA	3P%	FT	FTA	FT%	ORB	DRB	TRB	AST	STL	BLK	TOV	PF	PTS	RPG	APG	PPG
2020-21	MEM	5	5	175	50	97	.515	8	20	.400	21	26	.808	5	16	21	11	7	2	9	17	129	4.2	2.2	25.8
2021-22	MEM	11	11	335	60	172	.349	25	72	.347	16	25	.640	8	22	30	30	11	3	22	36	161	2.7	2.7	14.6
CAREER		16	16	510	110	269	.409	33	92	.359	37	51	.725	13	38	51	41	18	5	31	53	290	3.2	2.6	18.1

PRO CAREER

NBA Regular Season: Five-year NBA veteran has appeared in 272 games (245 starts) with the Memphis Grizzlies... Has averaged 14.2 points, 3.0 rebounds and 2.0 assists in 28.2 minutes while shooting 42.1% from the field, 34.8% from 3-point range and 79.9% from the free throw line... Has officially missed 112 games due to injury and seven games while in health and safety protocols... Has scored in double figures 193 times, including 73 games with at least 20 points and nine games with at least 30 points... His longest career streak of consecutive games in double figures is 25 (May 8, 2021-Jan. 6, 2022).

NBA Playoffs: Has started all 16 playoff appearances for the Memphis Grizzlies... Has averaged 25.8 points, 4.2 rebounds, 2.2 assists and 1.40 steals in 35.0 minutes while shooting 51.5% from the field, 40.0% from 3-point range and 80.8% from the free throw line... Missed one game due to a league suspension... Has scored in double figures 12 times, including nine games with at least 20 points and two games with at least 30 points... Owns the franchise playoff record for points in a playoff debut with 31 points on May 23 at Utah.

NBA Transactions: Drafted by the Houston Rockets in the second round (45th overall) of the 2017 NBA Draft on June 22, 2017... Draft rights traded by the Houston Rockets on draft night to the Memphis Grizzlies for a 2018 second round draft pick... Signed a multi-year contract with the Memphis Grizzlies on July 21, 2017... Signed a multi-year extension with the Memphis Grizzlies on Feb. 6, 2020.

Honors: NBA Rising Stars (2018).

2021-22 (Memphis): Appeared in 32 games (31 starts) during his fifth NBA season and averaged 18.4 points, 3.2 rebounds, 2.8 assists and 1.13 steals in 27.7 minutes while shooting 43.2% from the field, 30.9% from 3-point range and 84.9% from the free throw line... Missed 43 games due to injury, including 10 games (Oct. 20-Nov. 8) due to left hand fracture recovery, one game (Nov. 12) with left hand fracture recovery injury maintenance, two games with at least 30 points... Totaled 20 points, four rebounds, six assists and two steals in 26 minutes off the bench in his season debut on Nov. 10 vs. Charlotte... Tied his career high with four steals on Nov. 30 at Toronto... Tallied 21 points and a career-high tying eight assists in a season-high 36 minutes on Dec. 6 at Miami... Scored a career-high 37 points (12-25 FG, 4-10 3P, 9-9 FT) on Dec. 19 vs. Portland... Scored 30 points on April 1 vs. Phoenix... **NBA Playoffs:** Started all of his 11 postseason appearances in helping the Grizzlies reach the Western Conference Semifinals... Averaged 14.6 points, 2.7 rebounds, 2.7 assists and 1.00 steals in 30.5 minutes... Missed one game (May 7) due to a league suspension... Scored in double figures seven times, including four games with at least 20 points and one game with at least 30 points... Averaged 16.5 points, 2.5 rebounds and 2.3 assists in 33.3 minutes in Memphis'



4-2 first round series victory over the Minnesota Timberwolves... Averaged 12.4 points, 3.0 rebounds and 3.2 assists in 27.1 minutes in the Grizzlies' conference semifinals series against the Golden State Warriors.

2020-21 (Memphis): Started all 67 of his appearances and averaged 17.2 points, 2.9 rebounds, 2.3 assists and 1.16 steals in 29.8 minutes while shooting 41.9% from the field, 34.4% from 3-point range and 81.5% from the free throw line in his fourth NBA season... Set career highs for points per game, assists per game, steals per game, minutes per game and free throw percentage... Started every appearance for the second straight season... Missed five games due to injury, including three games (Feb. 19-22) with right thigh soreness, one game (April 19) with left thigh soreness and one game (May 14) with left knee soreness... Scored in double figures 59 times, including 25 games with at least 20 points (17-8 record) and two games with at least 30 points... Scored 23 points while establishing a career high with three blocks on March 4 vs. Milwaukee... Scored 24 points with a season-high tying seven assists on March 22 vs. Boston... Scored 28 points (10-16 FG, 5-9 3P, 3-5 FT), including 23 points in the third quarter, on April 6 at Miami... Scored 23 points, including 10 in overtime, in a career-high tying 40 minutes on April 9 at New York... Scored a season-high 32 points (12-19 FG, 4-7 3P, 4-5 FT) on April 16 at Chicago... Totaled 18 points and a season-high eight rebounds on April 25 at Portland... Scored 30 points (13-28 FG) on May 13 vs. Sacramento, setting a season high for field goals made... Averaged 18.0 points and shot 36.9% from 3-point range in his final 49 games after averaging 14.9 points and shooting 28.4% from long range in his first 18 contests... **Play-In:** Averaged 19.0 points, 4.5 rebounds, 3.0 assists and 2.00 steals in 42.5 minutes in two play-in games... **NBA Playoffs:** Started all five games during the Grizzlies' first round series with the Utah Jazz and averaged 25.8 points, 4.2 rebounds, 2.2 assists and 1.40 steals in 35.0 minutes while shooting 51.5% from the field, 40.0% from 3-point range and 80.8% from the free throw line... Scored at least 20 points in all five games, tying the longest streak of consecutive 20-point games in franchise playoff history, and scored at least 30 points once... Scored a playoff career-high 31 points (13-26 FG) in a Game 1 win over the No. 1 seed Jazz, setting a franchise record for points in a career playoff debut.

2019-20 (Memphis): Started all 73 regular season games and averaged 16.2 points, 3.3 rebounds and 2.1 assists in 28.9 minutes while shooting 40.7% from the field, 35.8% from 3-point range and 80.8% from the free throw line in his third NBA season... The only Grizzlies player to appear in every game; ranked second in the NBA in games played... Set career highs for scoring average, rebounds per game, assists per game and free throw percentage... Scored in double figures 54 times, including 26 games with at least 20 points (20-6 record) and four games with at least 30 points... Totaled 17 points and a career-high nine rebounds on Nov. 4 vs. Houston... Set a career high by making six 3-pointers on Jan. 4 at LA Clippers and matched that total on Jan. 14 vs. Houston... Recorded 31 points and a career-high tying nine rebounds on Jan. 20 vs. New Orleans... Posted a season-high 32 points (12-22 FG, 3-7 3P, 5-5 FT) in a career-high tying 40 minutes on Feb. 28 vs. Sacramento... Finished the regular season on a career-high 16-game streak of scoring in double figures, averaging 19.6 points during that span... Averaged 20.1 points, 3.8 rebounds and 2.8 assists in 32.6 minutes during the Grizzlies' eight-game seeding schedule at Walt Disney World in Orlando... Finished the regular season by scoring 31 points (12-18 FG, 4-7 3P, 3-5 FT) on Aug. 13 vs. Milwaukee... **Play-In:** Scored 20 points in 38 minutes in Memphis' play-in game on Aug. 15 vs. Portland.

2018-19 (Memphis): Came off the bench in all of his 18 appearances and averaged 7.5 points and 1.7 rebounds in 18.3 minutes while shooting 40.2% from the field, 37.5% from 3-point range and 73.3% from the free throw line in his second NBA season... Missed 64 games due to injury, including 21 games (Nov. 12-Dec. 21) due to a grade II left MCL sprain suffered on Nov. 10 vs. Philadelphia and the final 43 games of the season (Jan. 7-April 10) after suffering a ruptured ligament in his right big toe on Jan. 5 at San Antonio (underwent season-ending surgery on Jan. 11)... Scored in double figures five times... Scored a season-high 19 points on Dec. 29 vs. Boston.

2017-18 (Memphis): Appeared in all 82 games (74 starts) and averaged 11.0 points, 3.1 rebounds and 1.6 assists in 28.7 minutes while shooting 44.0% from the field, 35.6% from 3-point range and 74.7% from the free throw line during his rookie season... The only rookie to appear in all 82 games during the 2017-18 regular season... Became the sixth rookie in Grizzlies franchise history to play an entire 82-game schedule (Marc Gasol in 2008-09, O.J. Mayo in 2008-09, Juan Carlos Navarro in 2007-08, Pau Gasol in 2001-02 and Roy Rogers in 1996-97)... Recorded the highest rookie-season scoring average ever by a player from the University of Oregon... Posted the second-highest rookie-season scoring average ever by a Canadian-born player (Andrew Wiggins, 16.7 points in 2014-15)... Led the team outright in games played and starts, becoming the first rookie to do so since O.J. Mayo in 2008-09... Scored in double figures 44 times, including seven games with at least 20 points and one game with at least 30 points... Led the team in scoring seven times, in rebounding twice and in assists twice... Scored 19 points (7-13 FG, 5-7 FT) to go with five rebounds, two assists, four steals and two blocks in 29 minutes in his NBA debut on Oct. 18 vs. New Orleans, the highest-scoring NBA debut ever by a Canadian-born player (previous: Rick Fox, 13 points on Nov. 1, 1991)... Made his first career start on Nov. 4 at LA Clippers and started all of the team's final 74 contests... Named to the 2018 Rising Stars Challenge as a member of the World Team as part of NBA All-Star Weekend, becoming the first rookie to represent the Grizzlies in the contest since Marc Gasol and O.J. Mayo in 2008-09... Recorded 11 points, five rebounds and two assists in 15:34 in Team World's 155-124 victory over Team USA on Feb. 16 at the STAPLES Center... Scored 29 points (10-18 FG, 5-9 3P, 4-4 FT), including 20 in the fourth quarter, on March 7 at Chicago... Recorded 22 points (5-12 FG, 1-4 3P, 11-14 FT) and a career-high eight assists while also setting a career best for free throws made... Scored a career-high 36 points (14-22 FG, 3-7 3P, 5-5 FT) in the regular season finale on April 11 at Oklahoma City.



DILLON BROOKS

PLAYERS

NATIONAL TEAM

Competed in two games for Team Canada in the 2017 FIBA Americas World Cup Qualifier and averaged 13.0 points, 2.5 rebounds, 2.0 assists and 1.50 steals in 22.9 minutes in guiding the team to a gold medal finish... Played six games and averaged 18.8 points, 6.2 rebounds and 2.7 assists in 24.7 minutes in the 2015 FIBA U19 World Cup... Competed in five games and averaged 25.2 points, 5.2 rebounds, 2.2 assists and 2.60 steals in 24.6 minutes in the 2014 FIBA U18 Americas Championship, leading Canada to a silver medal... In non-FIBA competition, has participated in the 2015 Pan American Games, 2014 adidas Nations and 2013 Nike Global Challenge.

COLLEGE CAREER

Played three seasons at the University of Oregon (2014-17)... Appeared in 109 games (98 starts) for the Ducks and averaged 14.8 points, 4.5 rebounds and 2.6 assists in 28.9 minutes while shooting 47.2% from the field, 36.2% from 3-point range and 79.4% from the free throw line... Named the 2017 Pac 12 Player of the Year as a junior... Two-time All-Pac 12 First Team (2016, 2017), two-time Pac-12 All-Tournament Team (2016-17) and Pac-12 All-Freshman selection (2015)... Finished his collegiate career ranked 10th in Oregon history (1,612 points) and the school's career leader in NCAA Tournament scoring (162 points), field goals made (59) and assists (32), and as a junior led the Ducks to their first NCAA Final Four since 1939... Made game-winning shots against Tennessee, UCLA and California during the 2016-17 season... Voted to the Pac 12 All-Freshman Team... Scored in double figures 84 times, including 28 games with at least 20 points and one game with at least 30 points... Recorded five double-doubles.

PERSONAL

Born Jan. 22, 1996 in Mississauga, Ontario, Canada... Raised in Canada but played a portion of his high school career at Findlay Prep in Henderson, Nev. where fellow Canadians and future NBA players Tristan Thompson, Cory Joseph and Anthony Bennett also played.

REGULAR SEASON CAREER HIGHS

MIN	40	4/9/2021, MEM AT NYK (3X)	FT	11	4/8/2018, MEM VS DET	AST	8	12/6/2021, MEM AT MIA (2X)
FG	14	4/11/2018, MEM AT OKC	FTA	14	4/8/2018, MEM VS DET	STL	4	11/30/2021, MEM AT TOR (3X)
FGA	28	4/1/2022, MEM VS PHO (2X)	OREB	5	1/20/2020, MEM VS NOP	TOV	6	12/28/2019, MEM AT DEN
3P	6	1/14/2020, MEM VS HOU (2X)	DREB	8	4/8/2018, MEM VS DET	BLK	3	3/4/2021, MEM VS MIL
3PA	12	1/10/2020, MEM VS SAS	REB	9	1/20/2020, MEM VS NOP (2X)	PTS	37	12/19/2021, MEM VS POR



KENNEDY CHANDLER

HEIGHT 6'0"

WEIGHT 171

POSITION GUARD

PRIOR TO NBA TENNESSEE

NBA SEASONS ROOKIE

NCAA Statistics

Season	TM	G	GS	MP	FG	FGA	FG%	3P	3PA	3P%	FT	FTA	FT%	ORB	DRB	TRB	AST	STL	BLK	TOV	PF	PTS	RPG	APG	PPG
2021-22	TENN	34	34	1048	182	392	.464	49	128	.383	60	99	.606	23	87	110	161	74	8	85	69	473	3.2	4.7	13.9
CAREER	TENN	34	34	1048	182	392	.464	49	128	.383	60	99	.606	23	87	110	161	74	8	85	69	473	3.2	4.7	13.9

PRO CAREER

NBA Transactions: Selected by the San Antonio Spurs with the 38th overall pick in the 2022 NBA Draft on June 23, 2022... Draft rights traded by the San Antonio Spurs to the Memphis Grizzlies for a future second round draft pick on June 23, 2022... Signed a multi-year contract with the Memphis Grizzlies on July 6, 2022.

COLLEGE CAREER

Played one season at the University of Tennessee (2021-22)... Started all 34 appearances for the Volunteers and averaged 13.9 points, 3.2 rebounds, 4.7 assists and 2.18 steals in 30.8 minutes while shooting 46.4% from the field and 38.3% from 3-point range... Selected to the 2021-22 All-SEC Second Team and SEC All-Freshman Team... Named the 2022 SEC Tournament MVP and selected to the 2022 SEC All-Tournament Team... Two-time SEC Freshman of the Week.

PERSONAL

Born Sept. 16, 2002 in Memphis, Tenn... Earned back-to-back Tennessee Mr. Basketball honors as a sophomore and junior at Briarcrest Christian School in Memphis... Graduated from Sunrise Christian Academy in Bel Aire, Kan., where he was named the 2020-21 MaxPreps Kansas High School Basketball Player of the Year... Majored in communications studies at Tennessee.



15 BRANDON CLARKE

HEIGHT 6'7 3/4"

WEIGHT 210

POSITION FORWARD

PRIOR TO NBA GONZAGA

NBA SEASONS 3

NBA Regular Season Statistics

Season	TM	G	GS	MP	FG	FGA	FG%	3P	3PA	3P%	FT	FTA	FT%	ORB	DRB	TRB	AST	STL	BLK	TOV	PF	PTS	RPG	APG	PPG
2019-20	MEM	58	4	1300	296	479	.618	23	64	.359	85	112	.759	92	253	345	81	32	48	55	100	700	5.9	1.4	12.1
2020-21	MEM	59	16	1415	256	495	.517	20	77	.260	78	113	.690	97	231	328	95	60	51	33	84	610	5.6	1.6	10.3
2021-22	MEM	64	1	1246	288	447	.644	5	22	.650	85	130	.654	135	207	342	86	39	68	34	122	666	5.3	1.3	10.4
CAREER		181	21	3961	840	1421	.591	48	163	.294	248	355	.699	324	691	1015	262	131	167	122	306	1976	5.6	1.3	10.9

NBA Playoffs Statistics

Season	TM	G	GS	MP	FG	FGA	FG%	3P	3PA	3P%	FT	FTA	FT%	ORB	DRB	TRB	AST	STL	BLK	TOV	PF	PTS	RPG	APG	PPG
2020-21	MEM	2	0	9	1	2	.500	0	0	-	0	0	-	0	1	1	0	0	1	0	0	2	0.5	0.0	1.0
2021-22	MEM	12	0	296	56	91	.615	0	1	.000	36	54	.667	37	46	83	24	9	10	12	23	148	6.9	2.0	12.3
CAREER		14	0	305	57	93	.613	0	1	.000	36	54	.667	37	47	84	24	9	11	12	23	150	6.0	1.7	10.7

PRO CAREER

NBA Regular Season: Three-year NBA veteran has appeared in 181 games (21 starts) with the Memphis Grizzlies... Has averaged 10.9 points, 5.6 rebounds and 1.3 assists in 21.9 minutes while shooting 59.1% from the field, 29.4% from 3-point range and 69.9% from the free throw line... Has officially missed 40 games due to injury and five games as a DNP (Coach's Decision)... Has scored in double figures 112 times, including nine games with at least 20 points... Has grabbed double-digit rebounds 15 times... Has posted 10 double-doubles... Set an NBA rookie record by shooting 61.8% from the field during the 2019-20 season.

NBA Playoffs: Has competed in 14 postseason games as a reserve for the Memphis Grizzlies... Has averaged 10.7 points, 6.0 rebounds and 1.7 assists in 21.8 minutes while shooting 61.3% from the field and 66.7% from the free throw line... DNP (Coach's Decision) four times... Has scored in double figures nine times, including two games with at least 20 points... Has grabbed double-digit rebounds three times... Has posted three double-doubles.

NBA Transactions: Selected by the Oklahoma City Thunder in the first round (21st overall) of the 2019 NBA Draft on June 23, 2019... Draft rights traded by the Oklahoma City Thunder to the Memphis Grizzlies for the draft rights to Darius Bazley (23rd overall in 2019) and a future second round draft pick on July 6, 2019... Signed a multi-year contract with the Memphis Grizzlies on July 7, 2019.

Honors: NBA Summer League MVP and SL Finals MVP (2019)... NBA All-Rookie First Team (2019-20)... NBA Rising Stars (2020).

2021-22 (Memphis): Appeared in 64 games (one start) in his third NBA season and averaged 10.4 points, 5.3 rebounds, 1.3 assists and 1.06 blocks in 19.5 minutes while shooting 64.4% from the field and 65.4% from the free throw line... Missed 18 games... Sideline 14 games due to injury, including 11 games (Dec. 4-23) with right knee soreness, one game (Jan. 23) with back soreness and two games (March 24-26) with left hip soreness... DNP (Coach's Decision) three times... Set career highs in games played, blocks per game and field goal percentage... Scored in double figures 38 times, including three games with at least 20 points... Grabbed double-digit rebounds four times... Posted four double-doubles... Registered 18 points and a career-high 15 rebounds on Jan. 8 at LA Clippers... Scored a season-high 22 points on Jan. 28 vs. Utah... Tied his career high with five blocks on March 18 at Atlanta... Scored 20 points (10-10 FG) on April 9 vs. New Orleans... **NBA Playoffs:** Appeared in all 12 postseason games as a reserve in helping the Grizzlies reach the Western Conference Semifinals... Averaged 12.3 points, 6.9 rebounds and 2.0 assists in 24.7 minutes while shooting 61.5% from the field and 66.7% from the free throw line... Scored in double figures nine times, including two games with at least 20 points... Grabbed double-digit rebounds three times... Posted three double-doubles... Averaged 16.5 points, 9.0 rebounds and 2.7 assists in 29.4 minutes while shooting 67.9% from the field in Memphis' 4-2 first round series victory over the Minnesota Timberwolves... Set postseason career highs with 21 points and 15 rebounds on April 26

BRANDON CLARKE



vs. Minnesota... Averaged 8.2 points, 4.8 rebounds and 1.3 assists in 20.0 minutes while shooting 51.4% from the field in the Grizzlies' conference semifinals series against the Golden State Warriors.

2020-21 (Memphis): Appeared in 59 games (16 starts) and averaged 10.3 points, 5.6 rebounds, 1.6 assists and 1.02 steals in 24.0 minutes while shooting 51.7% from the field and 69.0% from the free throw line in his second NBA season... Missed 13 games... Sideline 11 games due to injury, including five games (Feb. 6-12) due to right calf soreness, one game (Feb. 20) for return from injury maintenance (right calf), two games (April 6-7) with left calf soreness, two games (April 16-17) with right hip soreness and one game (May 14) with right thigh soreness... DNP (Coach's Decision) twice... Missed one game (March 31) for personal reasons... Scored in double figures 33 times, including two games with at least 20 points... Grabbed double-digit rebounds five times... Posted three double-doubles... Scored a season-high 21 points (9-22 FG, 3-7 3P) on Jan. 8 vs. Brooklyn, setting a new career high for 3-pointers made and tying a career best with five assists... Scored 17 points in a career-high 35 minutes on Jan. 18 vs. Phoenix... Registered 16 points and a career-high 12 rebounds on Feb. 28 at Houston... Set a career high with four steals on March 2 at Washington... Tallied a career-high five blocks on March 24 at Oklahoma City... **Play-In:** DNP (Coach's Decision) twice... **NBA Playoffs:** Appeared in two games as a reserve in the Grizzlies' first round series with the Utah Jazz, totaling two points, one rebound and one block in nine minutes.

2019-20 (Memphis): Appeared in 58 games (four starts) and averaged 12.1 points, 5.9 rebounds and 1.4 assists in 22.4 minutes while shooting 61.8% from the field, 35.9% from 3-point range and 75.9% from the free throw line... Named to the NBA All-Rookie First Team alongside **Ja Morant**... Finished fourth in NBA Rookie of the Year voting... Ranked fourth in the NBA in field goal percentage and fifth in effective field goal percentage (.642)... Set the NBA rookie record for field goal percentage (among qualifiers), effective field goal percentage and true shooting percentage (.663)... Posted 22 points, eight rebounds and two assists in 24 minutes for the World Team in the 2020 NBA Rising Stars on Feb. 15 as part of 2020 NBA All-Star Weekend... Missed 15 games due to injury, including one game (Nov. 9) due to injury maintenance (back), two games (Dec. 2, Jan. 31) with left hip soreness, three games (Dec. 4-9) with left oblique soreness, one game (Dec. 13) due to injury maintenance (left oblique) and eight games (Feb. 26-March 10) with a right quadriceps strain suffered on Feb. 24 at LA Clippers... Scored in double figures 40 times, including four games with at least 20 points... Grabbed double-digit rebounds six times... Posted three double-doubles... Recorded eight points, seven rebounds, one assist and one block in 23 minutes in his NBA debut on Oct. 23 at Miami... Recorded his first career double-double with 16 points (7-9 FG, 1-1 3P, 1-2 FT) and a career-high 11 rebounds to go with three steals and two blocks in 22 minutes on Nov. 2 vs. Phoenix... Became the first rookie in franchise history to record a double-double with multiple steals and multiple blocks off the bench... Made his first career start on Nov. 4 vs. Houston, tallying a career-high four blocks... Recorded 18 points on perfect shooting (7-7 FG, 4-4 FT) and eight rebounds with a +30 plus-minus on Nov. 6 vs. Minnesota, becoming the first Grizzlies rookie to register a +30 plus-minus rating... Posted 19 points (8-8 FG, 2-2 3P) on Nov. 17 vs. Denver... Scored 25 points (11-14 FG) on Dec. 14 vs. Washington and a career-high 27 points (13-19 FG) on Dec. 18 at Oklahoma City... Tied a career high with 11 rebounds on Nov. 23 vs. LA Lakers, Jan. 12 vs. Golden State, Jan. 24 at Detroit and Feb. 20 at Sacramento... Tied his career high with 27 points (12-14 FG, 3-5 FT) on Feb. 12 vs. Portland... Averaged 12.3 points, 6.6 rebounds and 1.1 assists while shooting 59.2% from the field in 26.7 minutes during the Grizzlies' eight-game seeding schedule at Walt Disney World in Orlando... Scored 21 points (7-8 FG, 7-8 FT), setting career highs for free throws made and attempted, in a career-high 34 minutes on July 31 at Portland... **Play-In:** Recorded 20 points (8-11 FG, 4-5 3P), four rebounds, three assists and two blocks in 25 minutes in Memphis' play-in game on Aug. 15 vs. Portland.

COLLEGE CAREER

Played one year at Gonzaga University (2018-19) after playing two years at San Jose State University (2015-17)... Appeared in 37 games (36 starts) for the Bulldogs and averaged 16.9 points, 8.6 rebounds, 1.9 assists, 1.16 steals and 3.16 blocks in 28.1 minutes... Led the nation in field goal percentage (68.7 percent) and total blocks (117) and led Gonzaga to the Elite Eight in the 2019 NCAA Tournament during his lone season with the program, scoring a school tournament-record 36 points in the second round on March 23, 2019 vs. Baylor... With the Bulldogs, he was named West Coast Conference Defensive Player of the Year and was one of four finalists for the Naismith Defensive Player of the Year Award... Also selected to The Wooden Award All-American Team, All-WCC First Team, WCC All-Tournament Team, AP All-American Third Team and NABC District (9) First Team... Also named WCC Newcomer of the Year and earned WCC Player of the Week honors twice... Competed in 61 games (33 starts) at San Jose State and averaged 13.0 points, 7.1 rebounds, 1.9 assists and 1.89 blocks in 27.6 minutes... During his time with the Spartans, he was selected to the All-Mountain West Conference First Team, MWC All-Defensive Team and NABC All-District (17) First Team as a sophomore and the MWC Sixth Man of the Year as a freshman... Scored in double figures 75 times during his collegiate career, including 21 games with at least 20 points and two games with at least 30 points... Grabbed double-digit rebounds 28 times and posted 28 double-doubles.

INTRO

PLAYERS

EXECUTIVE

BASKETBALL OPS

BUSINESS OPS

MEDIA

COMMUNITY

HISTORY

PLAYOFFS

REVIEW

OPPONENTS

NBA

FEDERATION

AT A GLANCE



BRANDON CLARKE

PERSONAL

Born Sept. 19, 1996 in Vancouver, British Columbia, Canada... A graduate of Desert Vista High School in Phoenix, where he was one of the state's top shot blockers... Led Desert Vista to the Division I state championship game in 2015... Named first-team All-Arizona Division I honoree by The Arizona Republic... Recorded 10 triple-doubles as a high school senior that included points, rebounds and blocks... Registered 15.0 points, 7.0 rebounds, 4.0 assists and 4.00 blocks as a junior.

PLAYERS

REGULAR SEASON CAREER HIGHS

MIN	35	1/18/2021, MEM VS PHO	FT	7	7/31/2020, MEM AT POR	AST	5	3/26/2021, MEM AT UTA (3X)
FG	13	12/18/2019, MEM AT OKC	FTA	10	2/10/2022, MEM VS DET	STL	4	3/2/2021, MEM AT WAS
FGA	22	1/8/2021, MEM VS BKN	OREB	8	2/21/2020, MEM AT LAL	TOV	4	11/13/2019, MEM AT CHA
3P	3	1/8/2021, MEM VS BKN	DREB	11	2/28/2021, MEM AT HOU	BLK	5	3/18/2022, MEM AT ATL (2X)
3PA	7	1/8/2021, MEM VS BKN	REB	15	1/8/2022, MEM AT LAC	PTS	27	2/12/2020, MEM VS POR (2X)



14 DANNY GREEN

HEIGHT 6'5 1/2" WEIGHT 220
 POSITION GUARD/FORWARD
 PRIOR TO NBA NORTH CAROLINA
 NBA SEASONS 13

NBA Regular Season Statistics

Season	TM	G	GS	MP	FG	FGA	FG%	3P	3PA	3P%	FT	FTA	FT%	ORB	DRB	TRB	AST	STL	BLK	TOV	PF	PTS	RPG	APG	PPG
2009-10	CLE	20	0	115	15	39	.385	6	22	.273	4	6	.667	8	9	17	5	6	3	5	9	40	0.9	0.3	2.0
2010-11	SAS	8	0	92	17	35	.486	7	19	.368	0	0	-	3	12	15	2	2	1	5	7	41	1.9	0.3	5.1
2011-12	SAS	66	38	1522	211	477	.442	102	234	.436	79	100	.790	54	174	228	86	58	46	67	107	603	3.5	1.3	9.1
2012-13	SAS	80	80	2201	297	663	.448	177	413	.429	67	79	.848	36	208	244	141	92	54	94	124	838	3.1	1.8	10.5
2013-14	SAS	68	59	1651	218	505	.432	132	318	.415	50	63	.794	25	204	229	104	65	61	76	107	618	3.4	1.5	9.1
2014-15	SAS	81	80	2312	322	738	.436	191	457	.418	111	127	.874	54	289	343	158	101	87	93	163	946	4.2	2.0	11.7
2015-16	SAS	79	79	2062	211	561	.376	116	349	.332	34	46	.739	48	255	303	141	79	64	75	141	572	3.8	1.8	7.2
2016-17	SAS	68	68	1807	176	449	.392	118	311	.379	27	32	.844	31	193	224	124	70	57	76	120	497	3.3	1.8	7.3
2017-18	SAS	70	60	1791	217	561	.387	116	320	.363	50	65	.769	41	208	249	110	63	80	74	122	600	3.6	1.6	8.6
2018-19	TOR	80	80	2216	293	630	.465	198	435	.455	37	44	.841	60	257	317	126	73	53	75	171	821	4.0	1.6	10.3
2019-20	LAL	68	68	1687	197	474	.416	120	327	.367	33	48	.688	51	174	225	91	85	32	63	136	547	3.3	1.3	8.0
2020-21	PHI	69	69	1934	224	544	.412	175	432	.405	31	40	.775	55	205	260	118	92	56	67	125	654	3.8	1.7	9.5
2021-22	PHI	62	28	1353	126	320	.394	103	271	.380	11	14	.786	32	125	157	64	60	37	45	105	366	2.5	1.0	5.9
CAREER		819	709	20743	2524	5996	.421	1561	3908	.399	534	664	.804	498	2313	2811	1270	846	631	815	1437	7143	3.4	1.6	8.7

NBA Playoffs Statistics

Season	TM	G	GS	MP	FG	FGA	FG%	3P	3PA	3P%	FT	FTA	FT%	ORB	DRB	TRB	AST	STL	BLK	TOV	PF	PTS	RPG	APG	PPG
2010-11	SAS	4	0	7	2	6	.333	1	4	.250	0	0	-	0	1	1	2	1	1	1	1	5	0.3	0.5	1.3
2011-12	SAS	14	12	289	38	91	.418	20	58	.345	7	10	.700	3	42	45	15	7	10	15	24	103	3.2	1.1	7.4
2012-13	SAS	21	21	669	83	186	.446	55	114	.482	12	15	.800	18	69	87	32	22	23	19	51	233	4.1	1.5	11.1
2013-14	SAS	23	23	529	78	159	.491	48	101	.475	9	11	.818	9	60	69	21	32	17	20	50	213	3.0	0.9	9.3
2014-15	SAS	7	7	204	21	61	.344	12	40	.300	4	6	.667	7	15	22	15	7	7	5	12	58	3.1	2.1	8.3
2015-16	SAS	10	10	267	30	64	.469	24	47	.511	2	3	.667	0	31	31	7	21	8	6	20	86	3.1	0.7	8.6
2016-17	SAS	16	16	436	45	111	.405	26	76	.342	8	14	.571	13	44	57	23	10	15	17	30	124	3.6	1.4	7.8
2017-18	SAS	5	5	103	8	30	.267	5	20	.250	0	0	-	4	7	11	1	1	4	2	8	21	2.2	0.2	4.2
2018-19	TOR	24	24	684	53	155	.342	39	119	.328	21	23	.913	17	70	87	26	31	11	26	60	166	3.6	1.1	6.9
2019-20	LAL	21	21	525	59	170	.347	39	115	.339	10	15	.667	25	41	66	20	16	12	48	167	3.1	1.2	8.0	
2020-21	PHI	8	8	199	21	48	.438	14	37	.378	0	0	-	9	12	21	21	9	8	5	13	56	2.6	2.6	7.0
2021-22	PHI	12	12	319	36	89	.404	31	76	.408	0	1	.000	9	28	37	10	12	4	13	23	103	3.1	0.8	8.6
CAREER		165	159	4231	474	1170	.405	314	807	.389	73	98	.745	114	420	534	199	173	124	141	340	1335	3.2	1.2	8.1

NBA G League Statistics

Season	TM	G	GS	MP	FG	FGA	FG%	3P	3PA	3P%	FT	FTA	FT%	ORB	DRB	TRB	AST	STL	BLK	TOV	PF	PTS	RPG	APG	PPG
2009-10	ERI	2	1	71	17	41	.415	7	14	.500	10	13	.769	6	5	11	5	8	2	8	5	51	5.5	2.5	25.5
2010-11	TOT	17	15	630	121	267	.453	41	93	.441	58	73	.795	42	85	127	43	23	17	47	47	341	7.5	2.5	20.1
2010-11	REN	16	15	598	114	253	.451	36	83	.434	58	73	.795	40	80	120	41	22	16	47	41	322	7.5	2.6	20.1
2010-11	AUS	1	0	32	7	14	.500	5	10	.500	0	0	-	2	5	7	2	1	1	0	6	19	7.0	2.0	19.0
CAREER		19	16	701	138	308	.448	48	107	.449	68	86	.791	48	90	138	48	31	19	55	52	392	7.3	2.5	20.6

PRO CAREER

NBA Regular Season: Thirteen-year NBA veteran has appeared in 819 games (709 starts) for the Cleveland Cavaliers, San Antonio Spurs, Toronto Raptors, Los Angeles Lakers and Philadelphia 76ers... Has averaged 8.7 points, 3.5 rebounds and 1.6 assists in 25.3 minutes while shooting 42.1% from the field, 39.9% from 3-point range and 80.4% from the free throw line... Has scored in double figures 316 times, including 39 games with at least 20 points and one game with at least 30 points... Has grabbed double-digit rebounds five times... Has posted five double-doubles... His longest streak of consecutive games scoring in double figures is seven (Feb. 28-March 15, 2015)... Ranks 15th among active players in 3-point field goals made and 13th among active players in 3-point field goal percentage.



DANNY GREEN

NBA Playoffs: Three-time NBA champion has competed in 165 postseason games (159 starts) with the San Antonio Spurs, Toronto Raptors, Los Angeles Lakers and Philadelphia 76ers... Has averaged 8.1 points, 3.2 rebounds, 1.2 assists and 1.05 steals in 25.6 minutes while shooting 40.5% from the field, 38.9% from 3-point range and 74.5% from the free throw line... Has won NBA championships with the Spurs (2014), Raptors (2019) and Lakers (2020)... One of four players in NBA history to win championships with three different franchises (**Robert Horry, LeBron James, John Salley**)... One of two players (**LeBron James**) to do so as a full-time member of the starting lineup during each championship run... Has made the NBA Playoffs 12 times in his 13-year career (every year after his rookie season)... Ranks ninth in NBA history in postseason 3-pointers made (314) and 30th in postseason games played... Has scored in double figures 63 times, including seven games with at least 20 points.

NBA G League: Has appeared in 19 NBA G League games (16 starts) for the Erie BayHawks, Reno Bighorns and Austin Toros... Has averaged 20.6 points, 7.3 rebounds, 2.5 assists, 1.63 steals and 1.00 blocks in 36.9 minutes while shooting 44.8% from the field, 44.9% from 3-point range and 79.1% from the free throw line.

NBA Transactions: Selected by the Cleveland Cavaliers with the 46th overall pick in the second round of the 2009 NBA Draft on June 25, 2009... Signed a multi-year contract with the Cleveland Cavaliers on Aug. 25, 2009... Waived by the Cleveland Cavaliers on Oct. 19, 2010... Signed a contract with the San Antonio Spurs on Nov. 17, 2010... Waived by the San Antonio Spurs on Nov. 23, 2010... Signed a multi-year contract with the San Antonio Spurs on March 16, 2011... Re-signed with the San Antonio Spurs to a multi-year contract on July 11, 2012... Re-signed with the San Antonio Spurs to a multi-year contract on July 14, 2015... Traded by the San Antonio Spurs with Kawhi Leonard to the Toronto Raptors for DeMar DeRozan, Jakob Poeltl and a conditional 2019 first round pick on July 18, 2018... Signed a multi-year contract with the Los Angeles Lakers on July 6, 2019... Traded by the Los Angeles Lakers with the draft rights to Jaden McDaniels (28th overall in 2020) to the Oklahoma City Thunder for Dennis Schroder on Nov. 19, 2020... Traded by the Oklahoma City Thunder with Terrance Ferguson and Vincent Poirier to the Philadelphia 76ers for Al Horford, the draft rights to Theo Maledon (34th overall in 2020), the draft rights to Vasilije Micic (52nd overall in 2020) and a conditional 2025 first round draft pick on Dec. 8, 2020... Re-signed with the Philadelphia 76ers to a multi-year contract on Aug. 7, 2021... Traded by the Philadelphia 76ers with the draft rights to David Roddy (23rd overall in 2022) for De'Anthony Melton on June 24, 2022.

Honors: NBA All-Defensive Second Team (2016-17).

International: Started 16 games appearances for KK Union Olimpija in Slovenia in 2011 and averaged 11.4 points, 4.0 rebounds and 1.9 assists in 28.4 minutes.

2021-22 (Philadelphia): Appeared in 62 games (28 starts) during his 13th NBA season and averaged 5.9 points, 2.5 rebounds and 1.0 assists in 21.8 minutes while shooting 39.4% from the field, 38.0% from 3-point range and 78.6% from the free throw line... Missed 20 games... Sidelined 16 games due to injury, including seven games (Nov. 3-6, Nov. 16-22) with left hamstring tightness, seven games (Jan. 14-25) with right hip pain and two games (March 10-13) with a left middle finger laceration... Not with team four games (Dec. 23-30) due to health and safety protocols... Scored in double figures 10 times... Scored a season-high 18 points, including a season-best six 3-pointers, on April 7 at Toronto... **NBA Playoffs:** Started all 12 appearances to help Philadelphia reach the Eastern Conference Semifinals... Averaged 8.6 points and 3.1 rebounds in 26.6 minutes while shooting 40.4% from the field and 40.8% from 3-point range... Scored in double figures five times, including one game with at least 20 points... Averaged 9.0 points, 3.8 rebounds and 1.2 assists in 31.3 minutes in Philadelphia's 4-2 first round series win over the Toronto Raptors... Recorded 8.2 points and 2.3 rebounds in 21.9 minutes during the 76ers' conference semifinals series with the Miami Heat... Scored 21 points (7-9 FG, 7-9 3P) on May 6 vs. Miami... Sustained a torn right ACL and LCL in his left knee in Philadelphia's season-ending Game 6 loss on May 12 vs. Miami.

2020-21 (Philadelphia): Started all 69 appearances in his 12th NBA season and averaged 9.5 points, 3.8 rebounds, 1.7 assists and 1.33 steals in 28.0 minutes while shooting 41.2% from the field, 40.5% from 3-point range and 77.5% from the free throw line... Missed three games due to injury... Scored in double figures 31 times, including two games with at least 20 points... Grabbed double-digit rebounds once... Posted one double-double... Recorded season highs with 29 points (10-25 FG, 9-21 3P), 10 rebounds and six assists in 50 minutes in an overtime win on Jan. 12 vs. Miami; his nine 3-pointers made set a career high and tied **Dana Barros'** single-game franchise record... Tied a career high with five steals on Feb. 21 at Toronto and March 21 at New York... **NBA Playoffs:** Started all eight appearances to help Philadelphia reach the Eastern Conference Semifinals... Averaged 7.0 points, 2.6 rebounds, 2.6 assists and 1.13 steals in 24.8 minutes while shooting 43.8% from the field and 37.8% from 3-point range... Scored in double figures three times... Averaged 9.4 points, 3.0 rebounds and 1.8 assists in 27.8 minutes in Philadelphia's 4-1 first round series win over the Washington Wizards... Averaged 3.0 points, 2.0 rebounds and 4.0 assists in 19.8 minutes in three games during the 76ers' conference semifinals series with the Atlanta Hawks... Missed the final four games of the series with a right calf strain sustained in Game 3 of the series on June 11 at Atlanta.

2019-20 (LA Lakers): Started all 68 appearances in his 11th NBA season and averaged 8.0 points, 3.3 rebounds, 1.3 assists and 1.2 steals in 24.8 minutes while shooting 41.6% from the field, 36.7% from 3-point range and 68.8% from the free throw line... Missed three games due to injury... Scored in double figures 22 times, including four games with at least 20 points... Scored a season-high 28 points (10-14 FG, 7-9 3P) on Oct. 22 at LA Clippers... **NBA Playoffs:** Started all 21 postseason games to help the Lakers win the 2020 NBA Championship, his second straight title after winning as a member of the Toronto Raptors in 2019... Became one of four players in NBA history (**Robert Horry, LeBron James, John Salley**) to win a title with three different franchises and joined **LeBron James** as the only players to be a full-time starter during a championship campaign for three different teams... Averaged 8.0 points, 3.1 rebounds, 1.2



assists and 1.00 steals in 25.0 minutes during the playoffs... Scored in double figures 10 times... Recorded 8.0 points, 2.8 rebounds and 1.2 assists in 26.8 minutes in the Lakers' 4-1 first round series win over the Portland Trail Blazers... Tallied 9.0 points, 3.6 rebounds and 1.6 assists in 26.4 minutes in Los Angeles' 4-1 conference semifinals victory over the Houston Rockets... Registered 7.4 points, 3.4 rebounds and 1.0 assists in 24.2 minutes in the Lakers' 4-1 conference finals win over the Denver Nuggets... Averaged 7.5 points, 2.8 rebounds and 1.2 assists in 22.9 minutes in Los Angeles' 4-2 win over the Miami Heat in the 2020 NBA Finals.

2018-19 (Toronto): Started all 80 appearances in his 10th NBA season and averaged 10.3 points, 4.0 rebounds and 1.6 assists in 27.7 minutes while shooting 46.5% from the field, 45.5% from 3-point range and 84.1% from the free throw line... Missed two games, including one game (Dec. 21) with a sore left knee and one game (Jan. 8) for rest... Set a career high and ranked second in the NBA in 3-point field goal percentage... Scored in double figures 40 times, including four games with at least 20 points... Grabbed double-digit rebounds once... Posted one double-double... Registered 19 points and a career-high tying 12 rebounds on Dec. 14 at Portland... Scored 24 points (8-12 FG, 8-12 3P), setting a season high for 3-pointers made, on Jan. 19 vs. Memphis... Scored a season-high 29 points (11-15 FG, 7-10 3P) on April 1 vs. Orlando... **NBA Playoffs:** Started all 24 postseason games to help the Toronto Raptors win the 2019 NBA Championship, his second career title and the first for the Raptors as a franchise... Averaged 6.9 points, 3.6 rebounds, 1.1 assists and 1.29 steals in 28.5 minutes during the playoffs... Scored in double figures seven times... Averaged 8.0 points, 3.4 rebounds and 2.0 assists in 28.7 minutes in Toronto's 4-1 first round series win over the Orlando Magic... Registered 8.7 points and 4.1 rebounds in 33.0 minutes during the Raptors' 4-3 conference semifinals victory over the Philadelphia 76ers... Tallied 3.5 points and 3.3 rebounds in 24.4 minutes in Toronto's 4-2 conference finals win over the Milwaukee Bucks... Averaged 7.3 points, 3.5 rebounds and 1.2 assists in 27.2 minutes during the Raptors' 4-2 win over the Golden State Warriors in the 2019 NBA Finals.

2017-18 (San Antonio): Appeared in 70 games (60 starts) in his ninth NBA season and averaged 8.6 points, 3.6 rebounds, 1.6 assists and 1.14 blocks in 25.6 minutes while shooting 38.7% from the field, 36.3% from 3-point range and 76.9% from the free throw line... Missed 12 games... Sidelined 11 games due to injury or illness, including one game (Nov. 11) with right hamstring tightness, nine games (Dec. 9, Dec. 18, Dec. 21-23, Jan. 3-11) with left groin tightness and one game (Feb. 23) with an illness... Missed one game (Dec. 16) for rest... Scored in double figures 27 times, including three games with at least 20 points... Scored a season-high 24 points on Nov. 7 vs. LA Clippers... Recorded a career-high six blocks on March 15 vs. New Orleans... **NBA Playoffs:** Started all five games during the Spurs' first round series with the Golden State Warriors and averaged 4.2 points and 2.2 rebounds in 20.6 minutes.

2016-17 (San Antonio): Competed in 68 games (59 starts) in his eighth NBA season and averaged 7.3 points, 3.3 rebounds, 1.8 assists and 1.03 steals in 26.6 minutes while shooting 39.2% from the field, 37.9% from 3-point range and 84.4% from the free throw line... Selected to the 2016-17 NBA All-Defensive Second Team... Missed 14 games... Sidelined 12 games due to injury, including seven games (Oct. 25-Nov. 5) with a left quad strain and five games (April 2-8) with a left quad contusion... Missed two games (Nov. 11, March 25) for rest... Scored in double figures 18 times... Scored a season-high 18 points on Dec. 30 vs. Portland... **NBA Playoffs:** Started all 16 postseason appearances in helping the Spurs reach the Western Conference Finals... Averaged 7.8 points, 3.6 rebounds and 1.4 assists in 27.2 minutes during the playoffs... Scored in double figures five times... Averaged 5.8 points and 3.0 rebounds in 24.2 minutes in San Antonio's 4-2 first round series win over the Memphis Grizzlies... Registered 10.0 points, 3.8 rebounds and 2.0 assists in 30.9 minutes during the Spurs' 4-2 conference semifinals victory over the Houston Rockets... Averaged 7.3 points, 4.0 rebounds and 1.8 assists in 26.2 minutes in four games in San Antonio's conference finals series against the Golden State Warriors.

2015-16 (San Antonio): Started all 79 appearances in his seventh NBA season and averaged 7.2 points, 3.8 rebounds, 1.8 assists and 1.00 steals in 26.1 minutes while shooting 37.6% from the field, 33.2% from 3-point range and 73.9% from the free throw line... Missed three games (March 5, March 25, April 8) for rest... Scored in double figures 22 times... Scored a season-high 18 points on Nov. 23 vs. Phoenix, Jan. 2 vs. Houston and Jan. 27 vs. Houston... **NBA Playoffs:** Started all 10 postseason games in helping the Spurs advance to the Western Conference Semifinals... Averaged 8.6 points, 3.1 rebounds and 2.10 steals in 26.7 minutes during the playoffs... Scored in double figures three times, including one game with at least 20 points... Averaged 5.5 points and 3.5 rebounds in 20.8 minutes in the Spurs' 4-0 first round series win over the Memphis Grizzlies... Averaged 10.7 points and 2.8 rebounds in 30.7 minutes in the Spurs' conference semifinals matchup with the Oklahoma City Thunder.

2014-15 (San Antonio): Appeared in 81 games (80 starts) in his sixth NBA season and averaged 11.7 points, 4.2 rebounds, 2.0 assists, 1.25 steals and 1.07 blocks in 28.5 minutes while shooting 43.6% from the field, 41.8% from 3-point range and 87.4% from the free throw line... Set career highs for scoring average, rebounds per game, assists per game and free throw percentage... DNP (Coach's Decision) once... Set the Spurs' single-season franchise record with 191 3-pointers... Ranked seventh in the NBA in 3-point field goal percentage and eighth in 3-pointers made... Scored in double figures 50 times, including nine games with at least 20 points... Grabbed double-digit rebounds three times... Posted two double-doubles... Recorded a season-high 27 points and 10 rebounds on Dec. 19 vs. Portland... Recorded eight points and a career-high 12 rebounds on Feb. 9 at Indiana... Recorded 24 points and a career-high tying five steals on Dec. 28 vs. Houston... Had 25 points (7-13 3P) and five blocks on Dec. 17 vs. Memphis, becoming the first player in NBA history to record seven 3s and five blocks in the same game... **NBA Playoffs:** Started all seven games during the Spurs' first round series with the Los Angeles Clippers and averaged 8.3 points, 3.1 rebounds and 2.1 assists in 29.1 minutes... Scored in double figures twice.

- INTRO
- PLAYERS
- EXECUTIVE
- BASKETBALL OPS
- BUSINESS OPS
- MEDIA
- COMMUNITY
- HISTORY
- PLAYOFFS
- REVIEW
- OPPONENTS
- NBA
- FEDERATION
- AT A GLANCE



DANNY GREEN

2013-14 (San Antonio): Appeared in 68 games (59 starts) in his fifth NBA season and averaged 9.1 points, 3.4 rebounds and 1.5 assists in 24.3 minutes while shooting 43.2% from the field, 41.5% from 3-point range and 79.4% from the free throw line... Missed 14 games... Sidelined 12 games due to injury, including 10 games (Jan. 13-Feb. 1) with a non-displaced fracture of his second metacarpal and two games (March 28-29) with right foot inflammation... Sat one game (April 14) for rest... DNP (Coach's Decision) once... Scored in double figures 26 times, including five games with at least 20 points and one game with at least 30 points... Grabbed double-digit rebounds once... Posted one double-double... Scored a career-high 33 points (7-10 3P) on April 11 vs. Phoenix... Played a career-high 52 minutes on Dec. 17 vs. Memphis in triple-overtime... Tied a career high with five steals on Nov. 25 vs. New Orleans... **NBA Playoffs:** Started all 23 postseason games to help the Spurs win the 2014 NBA Championship... Averaged 9.3 points, 3.0 rebounds and 1.39 steals in 23.0 minutes while shooting 49.1% from the field and 47.5% from 3-point range during the playoffs... Scored in double figures nine times, including one game with at least 20 points... Recorded 7.1 points (.581 FG/.550 3P) and 3.0 rebounds in 21.6 minutes in San Antonio's 4-3 first round series win over the Dallas Mavericks... Registered 8.8 points and 3.8 rebounds in 23.0 minutes in the Spurs' 4-1 conference semifinals victory over the Portland Trail Blazers... Tallied 12.2 points (.541 3P), 3.2 rebounds and 1.0 assists in 26.2 minutes in San Antonio's 4-2 conference finals win over the Oklahoma City Thunder... Averaged 9.2 points, 2.0 rebounds and 1.2 assists in 21.2 minutes in the Spurs' 4-1 victory over the Miami Heat in the 2014 NBA Finals... Became the third former UNC Tar Heel to win an NCAA title and NBA title, joining **Michael Jordan** and **James Worthy**.

2012-13 (San Antonio): Started all 80 appearances in his fourth NBA season and averaged 10.5 points, 3.1 rebounds, 1.8 assists and 1.15 steals in 27.5 minutes while shooting 44.8% from the field, 42.9% from 3-point range and 84.8% from the free throw line... Missed two games, including one game (Nov. 29) not with team and one game (Dec. 5) with left hamstring tightness... Scored in double figures 40 times, including eight games with at least 20 points... Ranked seventh in the NBA in 3-point field goal percentage and eighth in 3-pointers made (177)... Scored a season-high 28 points (9-14 FG, 8-12 3P) on Feb. 6 at Minnesota... **NBA Playoffs:** Started all 21 postseason games in helping San Antonio reach the NBA Finals... Averaged 11.1 points, 4.1 rebounds, 1.05 steals and 1.10 blocks in 31.9 minutes while shooting 44.6% from the field and 48.2% from 3-point range... Scored in double figures 13 times, including three games with at least 20 points... Recorded 7.0 points, 4.0 rebounds and 2.0 assists in 23.2 minutes in San Antonio's 4-0 first round series win over the Los Angeles Lakers... Registered 12.0 points, 4.2 rebounds and 1.7 assists in 35.7 minutes during the Spurs' 4-2 conference semifinals win over the Golden State Warriors... Tallied 8.8 points, 4.3 rebounds and 2.3 assists in 28.4 minutes in San Antonio's 4-0 conference finals win over the Memphis Grizzlies... Averaged 14.0 points (.551 3P) and 4.1 rebounds in 35.4 minutes in the Spurs' 4-3 loss to the Miami Heat in the 2013 NBA Finals... Set an NBA Finals record with 27 3-pointers made (surpassed by **Stephen Curry's** 32 in 2016).

2011-12 (San Antonio): Appeared in all 66 games (38 starts) in his third NBA season and averaged 9.1 points, 3.5 rebounds and 1.3 assists in 23.1 minutes while shooting 44.2% from the field, 43.6% from 3-point range and 79.0% from the free throw line... Ranked ninth in the NBA in 3-point field goal percentage... Scored in double figures 29 times, including four games with at least 20 points... Scored a season-high 24 points on Jan. 7 vs. Denver... Made his first career start on Feb. 8 at Philadelphia... Set a career high with five steals on March 16 at Oklahoma City... **NBA Playoffs:** Appeared in 14 postseason games (12 starts) to help the Spurs reach the Western Conference Finals... Averaged 7.4 points, 3.2 points and 1.1 assists in 20.7 minutes during the playoffs... Scored in double figures six times... Recorded 8.5 points, 4.0 rebounds and 1.0 assists in the Spurs' 4-0 first round series win over the Utah Jazz... Registered 12.3 points (.579 3P), 4.0 rebounds and 1.5 assists in 25.1 minutes in San Antonio's 4-0 conference semifinals victory over the Los Angeles Clippers... Averaged 3.3 points and 2.2 rebounds in 15.2 minutes in the Spurs' conference finals series against the Oklahoma City Thunder.

2010-11 (San Antonio): Appeared in eight games as a reserve in his second NBA season and averaged 5.1 points and 1.9 rebounds in 11.4 minutes while shooting 48.6% from the field and 36.8% from 3-point range... Missed 11 games, including seven games as a DNP (Coach's Decision) and four games (March 18, March 31-April 3) on the inactive list... Scored in double figures once, a season-high 13 points on April 13 at Phoenix... Made his Spurs regular season debut on Nov. 17 vs. Chicago... Signed a contract with San Antonio on Nov. 17, waived on Nov. 23, and re-signed to a multi-year contract on March 16... **NBA Playoffs:** Appeared in four games during San Antonio's first round series with the Memphis Grizzlies... DNP (Coach's Decision) twice... Averaged 1.3 points in 1.8 minutes... **NBA G League:** Saw action in 17 games (15 starts) for the Reno Bighorns and Austin Toros... Averaged 20.1 points, 7.5 rebounds, 2.5 assists and 1.35 steals in 37.0 minutes while shooting 45.3% from the field, 44.1% from 3-point range and 79.5% from the free throw line... Posted five double-doubles... Scored 36 points on March 11 vs. Utah.

2009-10 (Cleveland): Appeared in 20 games off the bench in his rookie NBA season and averaged 2.0 points in 5.8 minutes... Missed 62 games... DNP (Coach's Decision) 30 times... Inactive 31 times... Did not dress once (April 14)... Made his NBA debut on Nov. 12 at Miami... **NBA Playoffs:** Inactive 11 times... **NBA G League:** Appeared in two games (one start) for the Erie BayHawks and averaged 25.5 points, 5.5 rebounds, 2.5 assists and 4.00 steals in 35.5 minutes.

COLLEGE CAREER

Played four seasons (2005-09) at the University of North Carolina... Appeared in 145 games (39 starts) for the Tar Heels and averaged 9.4 points, 4.1 rebounds, 1.8 assists, 1.10 steals and 1.06 blocks in 19.9 minutes while shooting 45.5% from the field, 37.5% from 3-point range and 84.5% from the free throw line... 2009 NCAA Champion... 2009 Third-Team All-ACC selection... 2009 ACC All-Defensive Team selection... Left UNC as the winningest player (123 wins) in school history... Finished his collegiate career as the only player in ACC history to tally 1,000 points, 500 rebounds, 250 assists, 150 3-pointers, 150 steals and 150 blocks... Started all 38 appearances as a senior and averaged 13.1 points, 4.7 rebounds, 2.7 assists, 1.76 steals and 1.34 blocks in 27.4 minutes to help guide UNC to the NCAA title.

DANNY GREEN



PERSONAL

Born June 22, 1987 in North Babylon, N.Y... Son of Danny Green Sr. and Rene' Darrell... Attended St. Mary's High School in Manhasset, N.Y., and was named a McDonald's All-American.

INTRO

PLAYERS

EXECUTIVE

BASKETBALL
OPS

BUSINESS
OPS

MEDIA

COMMUNITY

HISTORY

PLAYOFFS

REVIEW

OPPONENTS

NBA

REGULAR SEASON CAREER HIGHS

MIN	52	12/17/2014, SAS VS MEM	FTM	9	12/28/2014, SAS VS HOU	AST	7	2/21/2013, SAS AT LAC
FGM	12	4/11/2014, SAS VS PHO	FTA	10	12/28/2014, SAS VS HOU	STL	5	12/15/2021, PHI VS MIA (6X)
FGA	25	1/12/2021, PHI VS MIA	OREB	6	1/12/2021, PHI VS MIA	TOV	6	1/12/2021, PHI VS MIA (2X)
3PM	9	1/12/2021, PHI VS MIA	DREB	12	2/9/2015, SAS AT IND	BLK	6	3/15/2018, SAS VS NOP
3PA	21	1/12/2021, PHI VS MIA	REB	12	12/14/2018, SAS AT POR (2X)	PTS	33	4/11/2014, SAS VS PHO

13 JAREN JACKSON JR

HEIGHT 6'11"

WEIGHT 242

POSITION FORWARD/CENTER

PRIOR TO NBA MICHIGAN STATE

NBA SEASONS 4

NBA Regular Season Statistics

Season	TM	G	GS	MP	FG	FGA	F6%	3P	3PA	3P%	FT	FTA	FT%	ORB	DRB	TRB	AST	STL	BLK	TOV	PF	PTS	RPG	APG	PPG
2018-19	MEM	58	56	1515	298	589	.506	51	142	.359	151	197	.766	73	199	272	64	52	82	98	220	798	4.7	1.1	13.8
2019-20	MEM	57	57	1622	353	753	.469	145	368	.394	139	186	.747	55	207	262	78	40	92	99	232	990	4.6	1.4	17.4
2020-21	MEM	11	4	258	53	125	.424	17	60	.283	35	42	.833	17	45	62	12	12	18	15	42	158	5.6	1.1	14.4
2021-22	MEM	78	78	2126	430	1036	.415	128	401	.319	284	345	.823	119	335	454	86	73	177	130	272	1272	5.8	1.1	16.3
CAREER		204	195	5521	1134	2503	.453	341	971	.351	609	770	.791	264	786	1050	240	177	369	342	766	3218	5.1	1.2	15.8

NBA Playoffs Statistics

Season	TM	G	GS	MP	FG	FGA	F6%	3P	3PA	3P%	FT	FTA	FT%	ORB	DRB	TRB	AST	STL	BLK	TOV	PF	PTS	RPG	APG	PPG
2020-21	MEM	5	5	137	23	54	.426	8	28	.286	14	16	.875	9	19	28	5	5	6	4	21	68	5.6	1.0	13.6
2021-22	MEM	12	12	332	59	156	.378	27	72	.375	40	53	.755	26	55	81	11	9	30	17	53	185	6.8	0.9	15.4
CAREER		17	17	469	82	210	.390	35	100	.350	54	69	.783	35	74	109	16	14	36	21	74	253	6.4	0.9	14.9

PRO CAREER

NBA Regular Season: Four-year NBA veteran has appeared in 204 games (195 starts) for the Memphis Grizzlies... Has averaged 15.8 points, 5.1 rebounds, 1.2 assists and 1.81 blocks in 27.1 minutes while shooting 45.3% from the field, 35.1% from 3-point range and 79.1% from the free throw line... Has officially missed 104 games due to injury and one game due to a league suspension... Has scored in double figures 148 times, including 64 games with at least 20 points, four games with at least 30 points and one game with at least 40 points... Has grabbed double-digit rebounds 12 times... Has posted 12 double-doubles... Has recorded multiple blocks in a game 102 times... His career high for consecutive games scoring in double figures is 22 (Dec. 20, 2019-Feb. 5, 2020)... His career high for consecutive games with a 3-pointer made is 29 (Nov. 17, 2019-Jan. 14, 2020)... His career high for consecutive games with a block is 22 (Feb. 12-April 9, 2022)... Led the NBA in blocks (177) and blocks per game (2.27) in 2021-22, setting the Grizzlies' single-season records for each category.

NBA Playoffs: Has started all 17 playoff appearances from the Memphis Grizzlies... Has averaged 14.9 points, 6.4 rebounds and 2.12 blocks in 27.6 minutes while shooting 39.0% from the field, 35.0% from 3-point range and 78.3% from the free throw line... Has scored in double figures 13 times, including four games with at least 20 points and one game with at least 30 points... Has grabbed double-digit rebounds twice... Has posted two double-doubles... Owns the single-game postseason franchise record for blocks with seven on April 16, 2022.

NBA Transactions: Selected by the Memphis Grizzlies in the first round (fourth overall) of the 2018 NBA Draft on June 21, 2018... Signed a multi-year contract with the Memphis Grizzlies on July 1, 2018... Signed a multi-year contract extension with the Memphis Grizzlies on Oct. 18, 2021.

Honors: NBA All-Rookie First Team (2018-19)... NBA Rising Stars (2019, 2020)... NBA All-Defensive First Team (2021-22).

2021-22 (Memphis): Started all 78 appearances during his fourth NBA season and averaged 16.3 points, 5.8 rebounds, 1.1 assists and 2.27 blocks in 27.3 minutes while shooting 41.5% from the field, 31.9% from 3-point range and 82.3% from the free throw line... Named to the 2021-22 NBA All-Defensive First Team and finished fifth in the voting for the NBA Defensive Player of the Year Award... Led the NBA in total blocks (177) and blocks per game, setting single-season franchise records in each category... Led the team and set a career high for games played... Set career highs for minutes, field goals made and attempted, free throws made and attempted, offensive, defensive and total rebounds per game, rebounds per game, steals, blocks, blocks per game and points... Scored in double figures 67 times, including 27 games with at least 20 points... Grabbed double-digit rebounds seven times... Posted seven double-doubles... Blocked at least five shots eight times, a single-season franchise record... Held opponents to 41.7% shooting as the primary defender, the second-best defended field goal percentage in the NBA... Held opponents to a

JAREN JACKSON JR.



INTRO

PLAYERS

EXECUTIVE

BASKETBALL OPS

BUSINESS OPS

MEDIA

COMMUNITY

HISTORY

PLAYOFFS

REVIEW

OPPONENTS

NBA

FEDERATION

AT A GLANCE

field goal percentage 6.0% lower than when defended by other players, also the second-best mark in the league... Recorded 27 games with multiple 3s made and multiple blocks, nine more games than any other NBA player... Missed four games due to injury, including one game (Dec. 11) with left knee soreness, one game (March 28) with right thigh soreness, one game (April 1) with return from injury management (right thigh) and one game (April 10) with left thigh soreness... Scored 26 points and knocked down the game-winning 3-pointer with 5.7 seconds remaining on Nov. 22 at Utah... Posted 25 points and five blocks on Nov. 30 at Toronto... Scored 27 points (9-11 FG, 6-7 3P, 3-3 FT) and recorded a career-high +42 plus-minus in 20 minutes in a 73-point win on Dec. 2 vs. Oklahoma City, the largest margin of victory in NBA history... Scored 21 points (10-13 FT) on Dec. 26 at Sacramento, setting a career high for free throws made... Scored 26 points (10-10 FT) with three steals and five blocks on Jan. 8 at LA Clippers... Registered 21 points, a career-high tying 12 rebounds and a season-high six blocks on Jan. 9 at LA Lakers... Scored a season-high 29 points on Jan. 19 at Milwaukee... Led the NBA in blocks per game (3.38) and total blocks (54) in January... Snared a career-high eight offensive rebounds on Feb. 8 vs. LA Clippers... Tied his career high with five assists on March 30 at San Antonio... Surpassed **Pau Gasol** (169 in 2001-02) as the Grizzlies' single-season recordholder for blocks on April 5 at Utah... **NBA Playoffs:** Started all 12 postseason games in helping the Grizzlies reach the Western Conference Semifinals... Averaged 15.4 points, 6.8 rebounds and 2.50 blocks in 27.7 minutes while shooting 37.8% from the field, 37.5% from 3-point range and 75.5% from the free throw line... Scored in double figures 10 times, including three games with at least 20 points and one game with at least 30 points... Grabbed double-digit rebounds twice... Posted two double-doubles... Averaged 11.8 points, 7.2 rebounds and 2.67 blocks in 24.5 minutes during Memphis' 4-2 first round series victory over the Minnesota Timberwolves... Set a postseason franchise record with seven blocks on April 16 vs. Minnesota... Posted his first career postseason double-double with 18 points and a postseason career-high 14 rebounds on April 19 at Minnesota... Averaged 19.0 points, 6.3 rebounds, 1.3 assists and 2.33 blocks in 30.8 minutes during the Grizzlies' conference semifinals series against the Golden State Warriors... Set a postseason career high with 33 points to go with 10 rebounds on May 1 vs. Golden State.

2020-21 (Memphis): Appeared in 11 games (four starts) during his third NBA season and averaged 14.4 points, 5.6 rebounds, 1.1 assists and 1.64 blocks in 23.5 minutes while shooting 42.4% from the field and 83.3% from the free throw line... Missed 61 games, including the first 56 games of the season (Dec. 23-April 19) due to left knee meniscus surgery recovery and five games (April 25, April 30, May 5, May 11, May 14) due to return from injury management (left knee)... Scored in double figures 10 times, including two games with at least 20 points... Tallied 15 points, eight rebounds and four blocks in 18 minutes off the bench in his season debut on April 21 at LA Clippers... Scored a season-high 23 points (10-14 FG) in 25 minutes on April 23 at Portland. Notched 15 points (4-8 FG, 2-4 3P) to go with three rebounds in 20 minutes of action on May 3 vs. the Knicks... Tied a career high with four steals on May 6 at Detroit... Led the team with 20 points in his first start of the season on May 8 at Toronto... **Play-In:** Averaged 10.0 points, 3.0 rebounds, 2.0 assists and 1.50 blocks in 23.0 minutes in two play-in games... **NBA Playoffs:** Started all five games during the Grizzlies' first round series with the Utah Jazz and averaged 14.4 points, 5.6 rebounds, 1.0 assists, 1.00 steals and 1.20 blocks in 27.5 minutes while shooting 42.6% from the field and 87.5% from the free throw line... Made his playoff debut with seven points, three rebounds and three steals in 24 minutes on April 23 at Utah... Scored a playoff career-high 21 points on May 31 vs. Utah.

2019-20 (Memphis): Started all 57 of his appearances during his second NBA season and averaged 17.4 points, 4.6 rebounds, 1.4 assists and 1.61 blocks in 28.5 minutes while shooting 46.9% from the field, 39.4% from 3-point range and 74.7% from the free throw line... Selected to the 2020 Rising Stars Challenge as part of 2020 NBA All-Star Weekend in Chicago and registered 12 points and seven rebounds in 20 minutes to lead the U.S. Team to a 151-131 win over the World Team on Feb. 15... Ranked 10th in the NBA in blocks per game... Missed 16 games... Sidelined 15 games due to injury, including one game (Nov. 4) with right knee soreness, nine games (Feb. 24-March 10) with a left knee sprain sustained on Feb. 21 at LA Lakers and five games (Aug. 5-13) due to a meniscus tear in his left knee suffered on Aug. 3 at New Orleans... Not with team one game (Jan. 31) due to a league suspension... Scored in double figures 43 times, including 21 games with at least 20 points, two games with at least 30 points and one game with at least 40 points... Grabbed double-digit rebounds three times... Posted three double-doubles... Became the fourth player in NBA history to average at least 2.5 3-pointers made per game and 1.00 blocks per game (qualified for the NBA's minutes per game leaderboard), joining **Kevin Durant** (twice), **Danny Granger** and **Paul Pierce**... Averaged 2.8 threes made and 2.00 blocks in his final 36 contests, making multiple threes in 30 of those 36 games... Recorded 24 points and a career-high five assists in a season-high 38 minutes on Nov. 11 vs. San Antonio... Scored 31 points on Dec. 2 vs. Indiana, setting a career high for free throws made (9-9 FT)... Scored a career-high 43 points (14-21 FG, 9-15 3P, 6-9 FT) in 29 minutes on Dec. 13 vs. Milwaukee, setting franchise records for points in a single quarter (26, 30) and single half (34, 24), field goals made in a single quarter (9, 30) and single half (12, 24) and 3-pointers made in a single quarter (7, 30) and single half (8, 24)... He also tied the single-game franchise record for threes made (**Mike Miller**, twice), became the youngest player (20 years, 89 days) in NBA history to make at least nine threes in a game and became the youngest player in 10 years to score at least 40 points (**Brandon Jennings**, 55 points on Nov. 14, 2009 at 20 years, 52 days)... Registered 14 points and a career-high 12 rebounds on Dec. 29 vs. Charlotte... Made multiple 3-pointers in 13 consecutive games from Dec. 20-Jan. 14, tying **Mike Miller's** franchise-record streak... Tied a career high with seven blocks on Jan. 28 vs. Denver... Averaged 25.3 points, 2.7 rebounds, 1.33 steals and 1.67 blocks in 36.7 minutes in three appearances during the Grizzlies' eight-game seeding schedule at Walt Disney World in Orlando... Recorded 33 points (10-22 FG, 6-15 3P, 7-9 FT) in a career-high tying 43 minutes in the team's first seeding game on July 31 at Portland... Scored 21 points on Aug. 2 vs. San Antonio and 22 points on Aug. 3 at New Orleans before being diagnosed with a season-ending torn meniscus in his left knee.



JAREN JACKSON JR.

PLAYERS

2018-19 (Memphis): Appeared in 58 games (56 starts) during his rookie season and averaged 13.8 points, 4.7 rebounds, 1.1 assists and 1.41 blocks in 26.1 minutes while shooting 50.6% from the field, 35.9% from 3-point range and 76.6% from the free throw line... Missed 24 games due to injury, including two games (Feb. 1, Feb. 22) with right quad soreness) and the final 22 games of the season (Feb. 22-April 10) with a right deep thigh bruise... Selected to the 2019 MTN DEW ICE Rising Stars Challenge as part of 2019 NBA All-Star Weekend and recorded 10 points and six rebounds in 15:32 as a member of Team USA on Feb. 15... Scored in double figures 43 times, including 11 games with at least 20 points and one game with at least 30 points... Has grabbed double-digit rebounds twice... Posted two double-doubles... Tied a career high with four steals on Jan. 5 at San Antonio... Recorded 36 points (13-22 FG, 3-7 3P, 7-7 FT) in a career-high 43 minutes in a double-overtime victory on Nov. 30 at Brooklyn, converting a four-point play and sinking a game-tying 3-pointer in the final 30 seconds of regulation to send the game into the first of two overtimes... At 19 years and 76 days old, became the third-youngest player in NBA history (behind **LeBron James** and **Kevin Durant**) to score at least 35 points in a game and became one of four active players (**James**, **Durant**, **Devin Booker**) to register a 35-point game before their 20th birthdays... Totaled 16 points (6-6 FG, 4-4 3P) and a career-high seven blocks, which tied the franchise rookie record (**Pau Gasol**, **Bryant Reeves**) on Nov. 25 vs. New York... Recorded his first career double-double with 10 points and 11 rebounds to go with five blocks on Nov. 12 vs. Utah, becoming the first Grizzlies rookie to notch a double-double with at least five blocks since **Pau Gasol** (March 15, 2002)... Had 11 points and seven rebounds in 27 minutes in his first career start on Oct. 22 at Utah... Recorded 24 points off the bench in his second career game (and home debut) on Oct. 19 vs. Atlanta... Became the youngest player in franchise history to appear in a game (at 19 years and 32 days old) when he totaled 10 points, five rebounds, three steals and one block in 25 minutes in his NBA debut on Oct. 17 at Indiana.

NATIONAL TEAM

A member of the USA Junior National Select Team that participated in the 2017 Nike Hoop Summit in Portland, Ore... Helped the United States win the gold medal at the 2016 FIBA U17 World Cup.

COLLEGE CAREER

Played one season at Michigan State University (2017-18)... Appeared in 35 games (34 starts) in his lone season with the Spartans and averaged 10.9 points, 5.8 rebounds, 1.1 assists and 3.03 blocks in 21.8 minutes while shooting 51.3% from the field, 39.6% from 3-point range and 79.7% from the free throw line... Became the second player to be named Big Ten Freshman and Defensive Player of the Year in the same year (Greg Oden)... Selected to the All-Big Ten Third Team and to the Big Ten All-Defensive Team by the coaches and media... Named Big Ten Freshman of the Week four times... Led the Spartans and ranked seventh in the nation in blocks per game, and his 106 blocks set the school single-season record... Scored in double figures 25 times, including two games with at least 20 points... Scored a career-high 27 points on Feb. 13 at Minnesota... Grabbed double-digit rebounds six times... Hauled in a career-high 13 rebounds on Nov. 10 vs. North Florida in his collegiate debut and matched that total on Dec. 9 vs. Southern Utah... Posted six double-doubles... Set a school record with a career-high eight blocks on Dec. 5 vs. Rutgers.

PERSONAL

Born Sept. 15, 1999 in Plainfield, N.J. and grew up in Carmel, Ind. outside Indianapolis... Son of Terri and Jaren Jackson Sr... Jaren Sr. played for nine teams over his 12-year NBA career, winning the 1999 NBA Championship as a member of the San Antonio Spurs... Terri is director of operations for the Women's National Basketball Players Association (WNBPA)... Majored in communications at Michigan State... A 2017 McDonald's and Jordan Brand All-American... Played for La Lumiere as a prep senior, leading the team to a 29-1 record and the MaxPreps Independent Top 10 National Championship... Attended Park Tudor High School, leading the school to the 2016 Class 3A regional semifinals (20-5 record) and back-to-back Indiana Class 2A state championships in 2014 (24-4) and 2015 (26-2).

REGULAR SEASON CAREER HIGHS

MIN	43	7/31/2020, MEM AT POR (2X)	FT	10	1/8/2022, MEM AT LAC (2X)	AST	5	3/30/2022, MEM AT SAS
FG	14	12/13/2019, MEM VS MIL	FTA	13	12/26/2021, MEM AT SAC	STL	4	5/6/2021, MEM AT DET (3X)
FGA	27	4/5/2022, MEM AT UTA	OREB	5	2/8/2022, MEM VS LAC	TOV	5	2/28/2022, MEM VS SAS (3X)
3P	9	12/13/2019, MEM VS MIL	DREB	11	12/29/2019, MEM VS CHA	BLK	7	1/28/2020, MEM VS DEN (2X)
3PA	15	7/31/2020, MEM AT POR (2X)	REB	12	1/9/2022, MEM AT LAL (2X)	PTS	43	12/13/2019, MEM VS MIL



21 TYUS JONES

HEIGHT 6'0 1/4"

WEIGHT 196

POSITION GUARD

PRIOR TO NBA DUKE

NBA SEASONS 7

NBA Regular Season Statistics

Season	TM	G	GS	MP	FG	FGA	FG%	3P	3PA	3P%	FT	FTA	FT%	ORB	DRB	TRB	AST	STL	BLK	TOV	PF	PTS	RPG	APG	PPG
2015-16	MIN	37	0	573	56	156	.359	16	53	.302	28	39	.718	7	40	47	108	31	3	33	33	156	1.3	2.9	4.2
2016-17	MIN	60	0	774	75	181	.414	26	73	.356	33	43	.767	10	57	67	156	48	5	38	50	209	1.1	2.6	3.5
2017-18	MIN	82	11	1467	150	328	.457	45	129	.349	71	81	.877	16	116	132	232	95	6	59	110	416	1.6	2.8	5.1
2018-19	MIN	68	23	1560	185	446	.415	40	126	.317	58	69	.841	23	111	134	327	81	5	47	78	468	2.0	4.8	6.9
2019-20	MEM	65	6	1232	197	429	.459	47	124	.379	43	58	.741	9	94	103	285	59	6	55	44	484	1.6	4.4	7.4
2020-21	MEM	70	9	1222	178	413	.431	45	140	.321	41	45	.911	21	119	140	259	64	6	48	31	442	2.0	3.7	6.3
2021-22	MEM	73	23	1549	249	552	.451	80	205	.390	54	66	.818	17	159	176	324	66	2	46	32	632	2.4	4.4	8.7
CAREER		455	72	8377	1090	2505	.435	299	850	.352	328	401	.818	103	696	799	1691	444	33	326	378	2807	1.8	3.7	6.2

NBA Playoffs Statistics

Season	TM	G	GS	MP	FG	FGA	FG%	3P	3PA	3P%	FT	FTA	FT%	ORB	DRB	TRB	AST	STL	BLK	TOV	PF	PTS	RPG	APG	PPG
2017-18	MIN	4	0	55	2	7	.286	0	2	.000	0	0	-	0	9	9	8	1	0	1	0	4	2.3	2.0	1.0
2020-21	MEM	5	0	47	6	17	.343	1	4	.250	2	2	1.000	1	6	7	6	1	0	0	1	15	1.4	1.2	3.0
2021-22	MEM	12	3	262	39	99	.394	18	45	.400	14	15	.933	4	35	39	54	14	2	13	8	110	3.3	4.5	9.2
CAREER		21	3	364	47	123	.382	19	51	.373	16	17	.941	5	50	55	68	16	2	14	9	129	2.6	3.2	6.1

NBA G League Statistics

Season	TM	G	GS	MP	FG	FGA	FG%	3P	3PA	3P%	FT	FTA	FT%	ORB	DRB	TRB	AST	STL	BLK	TOV	PF	PTS	RPG	APG	PPG
2015-16	IDA	6	6	211	58	119	.487	20	47	.326	12	13	.923	4	19	23	30	9	1	14	13	148	3.8	5.0	24.7
CAREER		6	6	211	58	119	.487	20	47	.326	12	13	.923	4	19	23	30	9	1	14	13	148	3.8	5.0	24.7

PRO CAREER

NBA Regular Season: Seven-year NBA veteran has appeared in 455 games (72 starts) for the Minnesota Timberwolves and Memphis Grizzlies... Has averaged 6.2 points, 1.8 rebounds and 3.7 assists in 18.4 minutes while shooting 43.5% from the field, 35.2% from 3-point range and 81.8% from the free throw line... Has officially missed 25 games due to injury, six games while in health and safety protocols, 42 games as a DNP (Coach's Decision), 18 games as a healthy scratch on the team's inactive list and nine games while on assignment to the NBA G League... Has scored in double figures 90 times, including four games with at least 20 points... Has recorded double-digit assists 13 times... Has posted nine double-doubles... His longest streak of consecutive games scoring in double figures is six (Jan. 29-Feb. 9, 2020)... Has led the NBA in assist-to-turnover ratio in each of the past four seasons, setting single-season NBA records in the category twice by recording a 6.96 ratio in 2018-19 with Minnesota and a record-7.02 ratio in 2021-22 with Memphis... The second player in NBA history to lead the league in assist-to-turnover ratio for four straight seasons (**Chris Paul**).

NBA Playoffs: Has competed in 21 postseason games (three starts) for the Minnesota Timberwolves and Memphis Grizzlies... Has averaged 6.1 points, 2.6 rebounds and 3.2 assists in 17.3 minutes while shooting 38.2% from the field, 37.3% from 3-point range and 94.1% from the free throw line... DNP (Coach's Decision) once... Has scored in double figures six times, including one game with at least 20 points.

NBA G League: Has started all of his six games in one NBA G League season and has averaged 24.7 points, 3.8 rebounds, 5.0 assists and 1.50 steals in 35.2 minutes while shooting 48.7% from the field, 42.6% from 3-point range and 92.3% from the free throw line for the Idaho Stampede... Scored in double figures six times, including five games with at least 20 points and one game with at least 30 points.

BUSINESS
OPS

MEDIA

COMMUNITY

HISTORY

PLAYOFFS

REVIEW

OPPONENTS

NBA

FEDERATION

AT A GLANCE



TYUS JONES

NBA Transactions: Selected by the Cleveland Cavaliers with the 24th overall pick in the first round of the 2015 NBA Draft on June 25, 2015... Draft rights traded by the Cleveland Cavaliers to the Minnesota Timberwolves for the draft rights to Rakeem Christmas, the draft rights to Cedi Osman and a 2019 second round draft pick on June 25, 2019... Signed a multi-year contract with the Minnesota Timberwolves on July 2, 2015... Signed a multi-year contract with the Memphis Grizzlies on July 11, 2019... Re-signed with the Memphis Grizzlies to a multi-year contract on July 6, 2022.

Honors: 2016 NBA Summer League MVP.

2021-22 (Memphis): Appeared in 73 games (23 starts) in his seventh NBA season and averaged 8.7 points, 2.4 rebounds and 4.4 assists in 21.2 minutes while shooting 45.1% from the field, 39.0% from 3-point range and 81.8% from the free throw line... Led the NBA in assist-to-turnover ratio (7.02) for the fourth consecutive season, joining **Chris Paul** as the only players in NBA history to do so and breaking his own single-season record he established during the 2018-19 season with Minnesota (6.96)... Set career highs in scoring average, total points, field goals made and attempted, 3-pointers made and attempted, 3-point percentage, rebounds per game and total rebounds... Tied his career high for games started and went 20-3 as a starter... Missed nine games... Sidelined three games due to injury, including one game (Dec. 20) with a right finger sprain and two games (April 1, April 10) with left hand soreness... Inactive six games (Jan. 19-29) while in health and safety protocols... Scored in double figures 31 times, including three games with at least 20 points... Recorded double-digit assists three times... Posted two double-doubles... Scored 17 points (6-9 FG, 5-7 3P), tying his career high for 3-pointers made, and corralled a career-high eight rebounds on Nov. 1 vs. Denver... Registered a career-high +42 plus-minus on Dec. 2 vs. Oklahoma City... Totaled 17 points (6-8 FG, 5-5 3P), tying his career high for 3-pointers made, and eight assists on Jan. 11 vs. Golden State... Scored a career-high 27 points on Feb. 15 at New Orleans... Tallied a season-high 11 assists on March 15 at Indiana... Recorded 25 points (10-21 FG, 5-10 3P), equaling his career best for 3-pointers made, on March 30 at San Antonio... **NBA Playoffs:** Appeared in 12 postseason games (three starts) in helping the Grizzlies reach the Western Conference Semifinals... Averaged 9.2 points, 3.3 rebounds, 4.5 assists and 1.17 steals in 21.8 minutes... Scored in double figures six times, including one game with at least 20 points... Averaged 9.3 points, 3.0 rebounds and 4.2 assists in 19.1 minutes during Memphis' 4-2 first round series victory over the Minnesota Timberwolves... Averaged 9.0 points, 3.5 rebounds and 4.8 assists in 24.6 minutes during the Grizzlies' conference semifinals series with the Golden State Warriors... Started the final three games of the semifinals and averaged 15.7 points, 6.0 rebounds, 7.3 assists and 1.33 steals in 33.8 minutes.

2020-21 (Memphis): Competed in 70 games (nine starts) during his sixth NBA season and averaged 6.3 points, 2.0 rebounds and 3.7 assists in 17.5 minutes while shooting 43.1% from the field, 32.1% from 3-point range and 91.1% from the free throw line... Led the NBA in assist-to-turnover ratio (5.40) for the third consecutive season, becoming the third player in NBA history to do so (**Muggsy Bogues**, **Chris Paul**)... Led the team in games played... DNP (Coach's Decision) twice... Scored in double figures 18 times, including one game with at least 20 points... Recorded double-digit assists three times... Posted two double-doubles... Recorded a double-double with 11 points, 10 assists and a season-high four steals on Jan. 8 vs. Brooklyn... Registered 11 points and a career-high 14 assists on Feb. 1 at San Antonio... Grabbed a career-high seven rebounds on Feb. 6 at New Orleans... Scored a career-high 20 points (9-11 FG, 2-3 3P) in 15 minutes on Feb. 25 vs. LA Clippers, becoming the first Grizzlies player ever to score at least 20 points in 15 minutes or fewer... **Play-In:** Averaged 3.5 points in 7.0 minutes in two play-in games... **NBA Playoffs:** Came off the bench in all five games during the Grizzlies' first round series with the Utah Jazz and averaged 3.0 points, 1.4 rebounds and 1.2 assists in 9.4 minutes.

2019-20 (Memphis): Appeared in 65 games (six starts) during his fifth NBA season and averaged a career-high 7.4 points, 1.6 rebounds and 4.4 assists in 19.0 minutes while shooting a career-high 45.9% from the field, a career-high 37.9% from 3-point range and 74.1% from the free throw line... Led the NBA in assist-to-turnover ratio (5.18) for the second straight season... Made a career-high 47 3-pointers... Missed eight games (July 31-Aug. 13) due to right knee soreness... Shot 50.0% from the field and 44.7% from 3-point range in the final 40 games... Scored in double figures 17 times... Started and recorded 15 points and seven assists in his Grizzlies debut on Oct. 23 at Miami... Posted 12 points, four rebounds, seven assists, one steal and one block in 25 minutes on Dec. 1 at Minnesota in his first game against his former team... Dished out a season-high nine assists on Dec. 14 vs. Washington... Scored a career-high 19 points (8-8 FG, 3-3 3P) on Feb. 5 at Dallas, setting a career high for field goals made... Scored in double figures in a career-high six consecutive games from Jan. 29-Feb. 9... Recorded 15 points and a season-high tying nine assists with a season-high four steals on March 2 at Atlanta... Scored 18 points (6-13 FG, 5-6 3P, 1-1 FT), setting a career high for 3-pointers made, on March 4 at Brooklyn... Sidelined during the Grizzlies' eight-game seeding schedule at Walt Disney World in Orlando due to right knee soreness and during the Grizzlies' play-in game on Aug. 15 vs. Portland.

2018-19 (Minnesota): Appeared in 68 games (23 starts) during his fourth NBA season and averaged 6.9 points, 2.0 rebounds, 4.8 assists and 1.19 steals in 22.9 minutes while shooting 41.5% from the field, 31.7% from 3-point range and 84.1% from the free throw line... Missed 14 games due to injury, including one game (Oct. 31) with right foot soreness and 13 games (Jan. 18-Feb. 13) with a left ankle sprain... Set the NBA single-season record for assist-to-turnover ratio (6.96-to-1), breaking the previous mark held by Terrell Brandon (6.14-to-1 in 2001-02)... Ranked third in the NBA in steal-to-turnover ratio (1.72-to-1)... Committed only 47 turnovers in 1,560 minutes played... Set per-game career highs for scoring, rebounding, assists, steals and minutes... Averaged 10.8 points, 2.6 rebounds, 7.5 assists and 1.48 steals in 32.4 minutes in 23 starts, recording an assist-to-turnover ratio of 7.17-to-1... Scored in double figures 23 times... Recorded double-digit assists six times... Posted five double-doubles... Grabbed a career-high six rebounds on Nov. 24 vs. Chicago and April 5 vs. Miami... Picked off a season-high five steals on Dec. 30 at Miami...



Set a career high with 13 assists on Dec. 31 at New Orleans and matched that total on April 7 vs. Oklahoma City... Reached 1,000 career points on Jan. 12 vs. New Orleans... Scored a season-high 16 points on Feb. 25 vs. Sacramento and March 12 at Denver.

2017-18 (Minnesota): Appeared in all 82 games (11 starts) in his third NBA season and averaged 5.1 points, 1.6 rebounds, 2.8 assists and 1.16 steals in 17.9 minutes while shooting 45.7% from the field, 34.9% from 3-point range and 87.7% from the free throw line... Made the first 11 starts of his career and averaged 9.4 points, 2.5 rebounds, 4.9 assists and 2.91 steals in 33.7 minutes in those games... Ranked third in the NBA in assist-to-turnover ratio (3.93-to-1) and committed just 59 turnovers in 1467 minutes played... Placed third in the league in steal-to-turnover ratio (1.61-to-1)... Scored in double figures 11 times... Pulled down a career-high six rebounds on Nov. 24 vs. Miami... Tallied a career-high seven steals on Nov. 26 vs. Phoenix... Scored a season-high 16 points on Nov. 29 at New Orleans... Recorded a season-high nine assists on March 28 vs. Atlanta... **NBA Playoffs:** Appeared in four games as a reserve and averaged 1.0 points, 2.3 rebounds and 2.0 assists in 13.8 minutes during the Timberwolves' first-round series against Houston... DNP (Coach's Decision) once.

2016-17 (Minnesota): Came off the bench in all 60 appearances during his second NBA season and averaged 3.5 points, 1.1 rebounds and 2.6 assists in 12.9 minutes while shooting 41.4% from the field, 35.6% from 3-point range and 76.7% from the free throw line... DNP (Coach's Decision) 22 times... Posted a 4.11-to-1 assist-to-turnover ratio and was charged with just 38 turnovers in 774 minutes played... Scored in double figures five times... Registered a season-high nine assists on Feb. 6 vs. Miami... Scored a season-high 17 points on April 12 at Houston.

2015-16 (Minnesota): Appeared in 37 games as a reserve during his rookie season and averaged 4.2 points, 1.3 rebounds and 2.9 assists in 15.5 minutes while shooting 35.9% from the field, 30.2% from 3-point range and 71.8% from the free throw line... Recorded a 3.27-to-1 assist-to-turnover ratio, committing just 33 turnovers in 573 minutes played... Scored in double figures twice... Made his NBA debut on Nov. 10 vs. Charlotte, becoming the third-youngest player in franchise history... Scored a season-high 10 points on March 8 vs. San Antonio and March 16 at Memphis... Dished out a season-high 12 assists without a turnover in the season finale on April 13 vs. New Orleans... **NBA G League:** Started all six of his contests with the Idaho Stampede and averaged 24.7 points, 3.8 rebounds, 5.0 assists and 1.50 steals in 35.2 minutes while shooting 48.7% from the field, 42.6% from 3-point range and 92.3% from the free throw line... Scored in double figures in all six games, including five games with at least 20 points and one 30-point effort... Scored an NBA G League career-high 30 points on Dec. 19 at Santa Cruz.

NATIONAL TEAM

Has earned three gold medals competing with USA Basketball, winning the 2014 FIBA U18 Americas Championship, 2012 FIBA U17 World Championship and 2011 FIBA U16 Americas Championship... Averaged 8.2 points and a tournament-leading 6.4 assists and 2.00 steals at the 2014 FIBA U18 Americas Championship... Recorded 8.5 points, 5.4 assists and 2.00 steals at the 2012 USA U17 Worlds... Registered 4.6 points and a tournament-best 5.6 assists at the 2011 FIBA U16 Americas Championship... Played for the U.S. Junior National Select Team at the 2014 Nike Hoop Summit, contributing 13 points, six assists and five steals.

COLLEGE CAREER

Played one season at Duke University (2014-15)... Started all 39 games and averaged 11.8 points, 3.5 rebounds, 5.6 assists and 1.51 steals in 33.9 minutes while shooting 41.7% from the field, 37.9% from 3-point range and 88.9% from the free throw line... Selected the NCAA Tournament Most Outstanding Player after leading the Blue Devils to the 2015 NCAA National Championship... Led all scorers with 23 points in the championship game against Wisconsin... Averaged 13.0 points, 3.2 rebounds, 4.5 assists and 1.67 steals in six NCAA Tournament games... Named All-ACC Freshman Team, All-ACC Third Team and USBWA All-District III... Tabbed ACC Rookie of the Week four times and the Wayman Tisdale National Freshman of the Week once... Ranked second in the ACC in free throw percentage and assists per game... Recorded a 2.86-to-1 assist-to-turnover ratio, a Duke rookie record, and his 217 total assists ranked third in program history among freshmen... His free throw percentage ranks second in school history among freshmen, and his 144 free throws made ranks second.

INTRO

PLAYERS

EXECUTIVE

BASKETBALL OPS

BUSINESS OPS

MEDIA

COMMUNITY

HISTORY

PLAYOFFS

REVIEW

OPPONENTS

NBA

FEDERATION

AT A GLANCE



TYUS JONES

PLAYERS

PERSONAL

Born May 10, 1996 in Burnsville, Minn... Son of Debbie and Robert Jones... Has an older brother, Jadee, who played basketball at Furman (2005-07) and Minnesota State (2008-09), and a younger brother, Tre, who plays at Duke... Father played basketball at Wisconsin-Parkside... Mother was a high school point guard and led Devils Lake to a North Dakota high school championship... Has volunteered for Feed My Starving Children and has served as a motivational speaker for elementary school children... An ambassador for the United Heroes League, which provides the military community with free sports equipment, free athletic camps and clinics, and financial grants and tickets... Outfitted the Excell Academy in Brooklyn Park with the "Write Your Own Story" Learning Lab in May 2017, which included 30 computer work stations and a projection system... Teamed with TCL to donate new "Write Your Own Story" technology lab in September 2018 to Westview Elementary, which he attended... Both the three-time Gatorade and AP Minnesota Player of the Year at Apple Valley High School, averaging 25.6 points, 4.5 rebounds, 8.1 assists and 2.7 steals in leading the team to a 27-2 record and the Class 4A Section 3 title game as a senior... Scored seven points and added a game-high 10 assists for the East team in the McDonald's All-American game... Dished out a game-high 12 assists to go with 10 points and seven rebounds in the Jordan Brand Classic... Selected to the USA Today Second Team All-USA Boys Basketball Team... As a junior, led Apple Valley to the MSHSL Class 4A championship... Played AAU for Howard Pulley, leading the team to the 2013 AAU National Championship.

REGULAR SEASON CAREER HIGHS

MIN	42	11/29/2017, MIN AT NOP	FT	6	12/4/2021, MEM AT DAL (2X)	AST	14	2/1/2021, MEM AT SAS
FG	11	2/15/2022, MEM AT NOP	FTA	6	3/23/2022, MEM VS BKN (4X)	STL	7	11/26/2017, MIN VS PHO
FGA	21	3/30/2022, MEM AT SAS	OREB	3	1/2/2016, MIN VS MIL	TOV	4	1/2/2019, MIN AT BOS (2X)
3P	5	3/30/2022, MEM AT SAS (4X)	DREB	7	11/1/2021, MEM VS DEN	BLK	2	11/26/2017, MIN VS PHO (2X)
3PA	10	3/30/2022, MEM AT SAS	REB	8	11/1/2021, MEM VS DEN	PTS	27	2/15/2022, MEM AT NOP



46 JOHN KONCHER

HEIGHT 6'5 3/4" **WEIGHT 210**
POSITION GUARD/FORWARD
PRIOR TO NBA FORT WAYNE
NBA SEASONS 3

NBA Regular Season Statistics

Season	TM	G	GS	MP	FG	FGA	FG%	3P	3PA	3P%	FT	FTA	FT%	ORB	DRB	TRB	AST	STL	BLK	TOV	PF	PTS	RPG	APG	PPG
2019-20	MEM	19	0	181	24	37	.649	5	10	.500	1	2	.500	18	29	47	22	7	3	7	7	54	2.5	1.2	2.8
2020-21	MEM	43	0	575	69	138	.500	21	56	.375	25	30	.833	35	93	128	47	30	9	18	40	184	3.0	1.1	4.3
2021-22	MEM	72	7	1292	135	262	.515	52	126	.413	27	49	.551	87	242	329	109	45	22	29	90	349	4.6	1.5	4.8
CAREER		134	7	2048	228	437	.522	78	192	.406	53	81	.654	140	364	504	178	82	34	54	137	587	3.8	1.3	4.4

NBA Playoffs Statistics

Season	TM	G	GS	MP	FG	FGA	FG%	3P	3PA	3P%	FT	FTA	FT%	ORB	DRB	TRB	AST	STL	BLK	TOV	PF	PTS	RPG	APG	PPG
2020-21	MEM	1	0	3	0	1	.000	0	1	.000	0	0	-	0	1	1	0	0	1	0	0	0	0.0	0.0	0.0
2021-22	MEM	8	0	56	3	11	.273	1	6	.167	2	2	1.000	3	16	19	5	3	1	1	7	9	2.4	0.6	1.1
CAREER		9	0	59	3	12	.250	1	7	.143	2	2	1.000	3	17	20	5	3	2	1	7	9	2.2	0.6	1.0

NBA G League Statistics

Season	TM	G	GS	MP	FG	FGA	FG%	3P	3PA	3P%	FT	FTA	FT%	ORB	DRB	TRB	AST	STL	BLK	TOV	PF	PTS	RPG	APG	PPG
2019-20	MEM	20	20	582	100	177	.565	18	54	.333	15	22	.682	46	120	166	81	35	13	22	48	243	8.3	4.1	12.2
CAREER		20	20	582	100	177	.565	18	54	.333	15	22	.682	46	120	166	81	35	13	22	48	243	8.3	4.1	12.2

PRO CAREER

NBA Regular Season: Three-year NBA veteran has appeared in 134 games (seven starts) for the Memphis Grizzlies... Has averaged 4.4 points, 3.8 rebounds and 1.3 assists in 15.3 minutes while shooting 52.2% from the field, 40.6% from 3-point range and 65.4% from the free throw line... Has scored in double figures 14 times, including one game with at least 30 points... Has recorded double-digit rebounds seven times... Has recorded double-digit assists once... Has posted three double-doubles, including one triple-double.

NBA Playoffs: Has competed in nine postseason games as a reserve for the Memphis Grizzlies... Has averaged 1.0 points and 2.2 rebounds in 6.6 minutes... DNP (coach's Decision) eight times.

NBA G League: Started all 20 of his NBA G League appearances with the Memphis Hustle... Has averaged 12.2 points, 8.3 rebounds, 4.1 assists and 1.75 steals in 29.1 minutes while shooting 56.5% from the field, 33.3% from 3-point range and 68.2% from the free throw line... Has scored in double figures 14 times, including one game with at least 30 points... Has grabbed double-digit rebounds five times... Has recorded double-digit assists once... Has posted five double-doubles.

NBA Transactions: Went undrafted in the 2019 NBA Draft on June 20, 2019... Signed a two-way contract with the Memphis Grizzlies on July 7, 2019... Re-signed with the Memphis Grizzlies to a multi-year contract on Nov. 22, 2020... Signed a multi-year contract extension with the Memphis Grizzlies on July 7, 2022.

2021-22 (Memphis): Competed in 72 games (seven starts) in his third NBA season and averaged 4.8 points, 4.6 rebounds and 1.5 assists in 17.9 minutes while shooting 51.5% from the field, 41.3% from 3-point range and 55.1% from the free throw line... Missed 10 games... Sidelined one game (Feb. 28) with a left ankle sprain... Inactive six games (Dec. 29-Jan. 8) while in health and safety protocols... DNP (Coach's Decision) three times... Set career highs in points per game, rebounds per game, assists per game and minutes per game... Scored in double figures 10 times... Grabbed double-digit rebounds six times... Recorded double-digit assists once... Posted three double-doubles, including one triple-double... Scored 17 points (7-8 FG, 3-4 3P) in a 152-79 win on Dec. 2 vs. Oklahoma City; his fast break dunk in the fourth quarter gave Memphis 145 points, which broke the single-game franchise record... Recorded 11 points and 14 rebounds for his first career double-double in his first career start on



JOHN KONCHAR

PLAYERS

Dec. 26 at Sacramento, becoming the third player in franchise history to post a double-double in his first career start (**Andre Brown, Marc Gasol**)... Registered 15 points and a career-high 17 rebounds (14 defensive) off the bench on Jan. 13 vs. Minnesota... Tied his career high with 18 points on March 24 vs. Indiana... Posted his first career triple-double with 17 points, 13 rebounds and a career-high 10 assists in a career-high 39 minutes on April 10 vs. Boston... **NBA Playoffs:** Appeared in eight games off the bench in helping the Grizzlies reach the Western Conference Semifinals... Averaged 1.1 points and 2.4 rebounds in 7.0 minutes... DNP (Coach's Decision) four times.

2020-21 (Memphis): Appeared in 43 games as a reserve during his second NBA season and averaged 4.3 points, 3.0 rebounds and 1.1 assists in 13.4 minutes while shooting 50.0% from the field, 37.5% from 3-point range and 83.3% from the free throw line... Missed 29 games... Sideline four games (Jan. 5-11) due to a left ankle sprain... DNP (Coach's Decision) 25 times... Scored in double figures four times... Totaled seven points, nine rebounds and five assists in a career-high 27 minutes on Jan. 1 at Charlotte... Tied his career high with three steals on Feb. 16 vs. New Orleans and matched that total on April 17 at Milwaukee... Set a career high with six assists on April 6 at Miami... Scored a career-high 18 points (7-10 FG) on May 11 vs. Dallas... **Play-In:** DNP (Coach's Decision) twice... **NBA Playoffs:** Appeared in one game during the Grizzlies' first round series with the Utah Jazz, logging three minutes... DNP (Coach's Decision) four times.

2019-20 (Memphis): Came off the bench in all 19 appearances during his rookie season and averaged 2.8 points, 2.5 rebounds and 1.2 assists in 9.5 minutes while shooting 64.9% from the field and 50.0% from 3-point range... Missed 54 games... DNP (Coach's Decision) six times... Away from the team for 44 games as a two-way transfer to the NBA G League's Memphis Hustle... Scored in double figures once... Grabbed double-digit rebounds once... Logged seven minutes his NBA debut on Nov. 9 vs. Dallas... Recorded eight points, seven rebounds and a career-high four assists in 18 minutes on Feb. 24 at LA Clippers... Scored 10 points on March 2 at Atlanta... Pulled down a career-high 10 rebounds in 14 minutes on March 7 vs. Atlanta... Averaged 4.9 points (.667 FG/.571 3P), 4.9 rebounds and 2.0 assists in 14.8 minutes from Feb. 24-March 10... Made four appearances during the Grizzlies' eight-game seeding schedule at Walt Disney World in Orlando, totaling three points, one rebound and one assist in 14 minutes... **Play-In:** DNP (Coach's Decision) on Aug. 15 vs. Portland... **NBA G League:** Started all 20 of his games for the Memphis Hustle and averaged 12.2 points, 8.3 rebounds, 4.1 assists and 1.75 steals in 29.1 minutes while shooting 56.5% from the field, 33.3% from 3-point range and 68.2% from the free throw line... Scored in double figures 14 times, including one game with at least 30 points... Grabbed double-digit rebounds five times... Recorded double-digit assists once... Posted five double-doubles... Posted a career-high 33 points with 16 rebounds on Dec. 22 vs. Wisconsin... Collected a career-high 17 rebounds to go with 10 points and five assists on Dec. 27 at Sioux Falls... Recorded a career-high 13 assists on Jan. 24 vs. Raptors 905.

COLLEGE CAREER

Played four seasons at Fort Wayne (2015-19)... Appeared in 133 games (130 starts) for the Mastodons and averaged 15.5 points, 8.6 rebounds, 4.2 assists and 2.05 steals in 35.1 minutes while shooting 55.6% from the field, 41.6% from 3-point range and 69.7% from the free throw line... Named All-Summit League First Team all four years, a conference first and selected to the Summit League All-Tournament Team as a junior and senior... Named NABC All-District (12) First Team as a senior... The first player in NCAA Division I history to compile at least 2,000 points, 1,000 rebounds, 500 assists and 200 steals... Purdue Fort Wayne's all-time leading scorer (2,065 points)... Recorded 47 double-doubles... Scored a career-high 38 points (14-24 FG, 5-10 3P, 5-8 FT) on Dec. 30, 2018 vs. North Dakota State... Redshirted his freshman year (2014-15).

PERSONAL

Born March 22, 1996 in West Chicago, Ill... Son of Jan and Jim Konchar... Has one sister, Jen and one brother, Petey... Graduated with a degree in information technology... Pursuing a master's degree in organizational leadership... Averaged 28.9 points, 14.1 rebounds, 4.1 assists, 3.2 steals and 2.5 blocks as a senior at West Chicago High School... West Chicago High School's all-time leading scorer (1,551 points).

REGULAR SEASON CAREER HIGHS

MIN	39	4/10/2022, MEM VS BOS	FT	4	12/26/2020, MEM VS ATL	AST	10	4/10/2022, MEM VS BOS
FG	7	4/10/2022, MEM VS BOS (SX)	FTA	5	4/10/2022, MEM VS BOS	STL	3	12/9/2021, MEM VS LAL (6X)
FGA	11	4/10/2022, MEM VS BOS	OREB	7	4/10/2022, MEM VS BOS	TOV	3	2/12/2021, MEM AT LAL
3P	3	1/13/2022, MEM VS MIN (SX)	DREB	14	1/13/2022, MEM VS MIN	BLK	2	3/3/2022, MEM AT BOS (6X)
3PA	5	2/12/2022, MEM AT CHA	REB	17	1/13/2022, MEM VS MINL	PTS	18	3/24/2022, MEM VS IND



3 JAKE LARAVIA

HEIGHT 6'7"

WEIGHT 235

POSITION FORWARD

PRIOR TO NBA WAKE FOREST

NBA SEASONS ROOKIE

NCAA Statistics

Season	TM	G	GS	MP	FG	FGA	FG%	3P	3PA	3P%	FT	FTA	FT%	ORB	DRB	TRB	AST	STL	BLK	TOV	PF	PTS	RPG	APG	PPG
2019-20	ISU	30	25	739	111	210	.529	11	27	.407	50	80	.625	77	99	176	47	16	35	53	95	283	5.9	1.6	9.4
2020-21	ISU	25	25	731	105	222	.473	10	32	.313	88	113	.779	57	100	157	58	38	21	52	72	308	6.3	2.3	12.3
2021-22	WAKE	33	33	1128	166	297	.559	28	73	.384	122	157	.777	68	149	217	122	55	32	89	92	482	6.6	3.7	14.6
CAREER		88	83	2598	382	729	.524	49	132	.371	260	350	.743	202	348	550	227	109	88	194	259	1073	6.3	2.6	12.2

PRO CAREER

NBA Transactions: Selected by the Minnesota Timberwolves with the 19th overall pick in the 2022 NBA Draft on June 23, 2022... Draft rights traded by the Minnesota Timberwolves to the Memphis Grizzlies for the draft rights to Walker Kessler (22nd overall) and TyTy Washington Jr. (29th overall) on June 23, 2022... Signed a multi-year contract with the Memphis Grizzlies on July 2, 2022.

COLLEGE CAREER

Played one season at the Wake Forest (2021-22)... Started all 33 appearances with the Demon Deacons and averaged 14.6 points, 6.6 rebounds, 3.7 assists and 1.67 steals in 34.1 minutes while shooting 55.9% from the field, 38.4% from 3-point range and 77.7% from the free throw line... Named to the 2021-22 All-ACC Second Team... Two-time ACC Player of the Week... Before transferring to Wake Forest, played two seasons at Indiana State University (2019-21), where he was named to the 2020-21 All-MVC Second Team and 2019-20 MVC All-Freshman Team.

PERSONAL

Born Nov. 3, 2001 in Pasadena, Calif. and grew up in Indianapolis, Ind... Named an Indiana All-Star while at Lawrence Central High School

BUSINESS
OPS

MEDIA

COMMUNITY

HISTORY

PLAYOFFS

REVIEW

OPPONENTS

NBA

FEDERATION

AT A GLANCE



6 KENNETH LOFTON JR.

HEIGHT 6'8"

WEIGHT 275

POSITION FORWARD/CENTER

PRIOR TO NBA LA TECH

NBA SEASONS ROOKIE

TWO-WAY CONTRACT

NCAA Statistics

Season	TM	G	GS	MP	FG	FGA	FG%	3P	3PA	3P%	FT	FTA	FT%	ORB	DRB	TRB	AST	STL	BLK	TOV	PF	PTS	RPG	APG	PPG
2020-21	La. Tech	32	28	729	148	261	.567	0	0	-	93	156	.596	80	161	241	47	33	23	78	80	389	7.5	1.5	12.2
2021-22	La. Tech	33	33	890	208	386	.539	4	20	.200	123	183	.672	108	239	347	91	38	24	101	90	543	10.5	2.8	16.5
CAREER		65	61	1619	356	647	.550	4	20	.200	216	339	.637	188	400	588	138	71	47	179	170	932	9.0	2.1	14.3

PRO CAREER

NBA Transactions: Went unselected in the 2022 NBA Draft on June 23, 2022... Signed a two-way contract with the Memphis Grizzlies on July 2, 2022.

COLLEGE CAREER

Played two seasons at Louisiana Tech (2020-22)... Appeared in 65 games (61 starts) and averaged 14.3 points, 9.0 rebounds, 2.1 assists and 1.09 steals in 25.0 minutes while shooting 55.0% from the field and 63.7% from the free throw line... Two-time All-Conference USA selection, garnering First Team honors as a sophomore and Third Team as a freshman... Selected to the 2021-22 All-C-USA Tournament Team... Named the 2020-21 C-USA Freshman of the Year and selected to the 2020-21 C-USA All-Freshman Team... Two-time C-USA Player of the Week and nine-time C-USA Freshman of the Week.

PERSONAL

Born Aug. 14, 2002 in Port Arthur, Tex... Nickname is "Junior"... Led Port Arthur High School to 29 wins and a share of the 21-5A district title as a senior... Won a gold medal with USA Basketball at the 2021 FIBA U19 World Cup in Latvia... Anchored Team USA in scoring with an averaging 13.1 points and led the event by shooting 64.9% from the field, the highest by a USA player since 2013.



12 JA MORANT

HEIGHT 6'2 1/2"

WEIGHT 175

POSITION GUARD

PRIOR TO NBA MURRAY STATE

NBA SEASONS 3

NBA Regular Season Statistics

Season	TM	G	GS	MP	FG	FGA	FG%	3P	3PA	3P%	FT	FTA	FT%	ORB	DRB	TRB	AST	STL	BLK	TOV	PF	PTS	RPG	APG	PPG
2019-20	MEM	67	67	2074	447	937	.477	60	179	.335	239	308	.776	51	208	259	488	58	18	220	110	1193	3.9	7.3	17.8
2020-21	MEM	63	63	2053	430	957	.449	73	241	.303	271	372	.728	59	193	252	465	57	13	203	87	1204	4.0	7.4	19.1
2021-22	MEM	57	57	1889	580	1177	.493	88	256	.344	316	415	.761	77	248	325	384	66	22	196	86	1564	5.7	6.7	27.4
CAREER		187	187	6016	1457	3071	.474	221	676	.327	826	1095	.754	187	649	836	1337	181	53	619	283	3961	4.5	7.1	21.2

NBA Playoffs Statistics

Season	TM	G	GS	MP	FG	FGA	FG%	3P	3PA	3P%	FT	FTA	FT%	ORB	DRB	TRB	AST	STL	BLK	TOV	PF	PTS	RPG	APG	PPG
2020-21	MEM	5	5	203	55	113	.487	10	31	.323	31	40	.775	7	17	24	41	2	0	17	9	151	4.8	8.2	30.2
2021-22	MEM	9	9	338	81	184	.440	17	50	.340	65	87	.747	13	59	72	88	18	4	32	22	244	8.0	9.8	27.1
CAREER		14	14	541	136	297	.458	27	81	.333	96	127	.756	20	76	96	129	20	4	49	31	395	6.9	9.2	28.2

PRO CAREER

NBA Regular Season: Three-year veteran has started all 187 of his appearances with the Memphis Grizzlies... The 2019-20 NBA Rookie of the Year has averaged 21.2 points, 4.5 rebounds and 7.1 assists in 32.2 minutes while shooting 47.4% from the field, 32.7% from 3-point range and 75.4% from the free throw line... Has officially missed 39 games due to injury and one game for rest... Has scored in double figures 176 times, including 100 games with at least 20 points, 33 games with at least 30 points, seven games with at least 40 points and one game with at least 50 points... Has grabbed double-digit rebounds seven times... Has recorded double-digit assists 38 times... Has posted 39 double-doubles, including four triple-doubles... His longest career streak of games scoring in double figures is 38 (Dec. 20, 2021-April 9, 2022)... His longest career streak of games scoring at least 20 points is 22 (Jan. 17-March 11, 2022), a franchise record... His longest career streak of games scoring at least 30 points is seven (Jan. 19-31, 2022), a franchise record... His longest career streak of games with double-digit assists is three (twice, last from Feb. 10-14, 2021)... 2022 NBA All-Star starter... Two-time Western Conference Player of the Week... Holds the Grizzlies' single-game scoring record with 52 points on Feb. 28, 2022 vs. San Antonio.

NBA Playoffs: Has started all 14 playoff appearances and has averaged 28.2 points, 6.9 rebounds and 9.2 assists in 38.6 minutes while shooting 45.8% from the field, 33.3% from 3-point range and 75.6% from the free throw line... Missed three games due to injury... The fourth player in NBA history to score 100+ points through his first three career playoff games (**George Mikan, Wilt Chamberlain, Kareem Abdul-Jabbar**)... Has scored in double figures 14 times, including 11 games with at least 20 points, six games with at least 30 points and two games with at least 40 points... Set the franchise playoff record with 47 points on May 26, 2021 at Utah and tied his record on May 3, 2022 vs. Golden State... Has grabbed double-digit rebounds twice... Has recorded double-digit assists seven times... Set the franchise playoff record with 15 assists on April 23, 2022 at Minnesota... Has posted eight double-doubles, including one triple-double... Registered the first triple-double in franchise playoff history with 16 points, 10 rebounds and 10 assists on April 21, 2022 at Minnesota.

NBA Transactions: Selected by the Memphis Grizzlies with the second overall pick in the first round of the 2019 NBA Draft on June 20, 2019... Signed a multi-year contract with the Memphis Grizzlies on July 1, 2019... Signed a multi-year contract extension with the Memphis Grizzlies on July 6, 2022.

Honors: NBA Rookie of the Year (2019-20)... NBA All-Rookie First Team (2019-20)... NBA Rising Stars (2020, 2021)... NBA All-Star (2022 starter)... All-NBA Second Team (2021-22)... NBA Most Improved Player (2021-22)... Three-time Western Conference Rookie of the Month (October/November 2019, December 2019, January 2020)... Two-time Western Conference Player of the Week (Jan. 3, 2022; Jan. 10, 2022).

BUSINESS
OPS

MEDIA

COMMUNITY

HISTORY

PLAYOFFS

REVIEW

OPPONENTS

NBA

FEDERATION

AT A GLANCE



JA MORANT

2021-22 (Memphis): Started all of his 57 appearances during his third NBA season and averaged 27.4 points, 5.7 rebounds, 6.7 assists and 1.16 steals in 33.1 minutes while shooting 49.3% from the field, 34.4% from 3-point range and 76.1% from the free throw line... Selected to the 2021-22 All-NBA Second Team... Named the 2021-22 NBA Most Improved Player... Voted a 2022 NBA All-Star starter, his first All-Star appearance, becoming the fourth (and youngest) player in franchise history to be named an All-Star and the second to be selected as a starter... Became the first guard in franchise history to play in the NBA All-Star Game, starting for Team Durant on Feb. 20 at Rocket Mortgage FieldHouse in Cleveland... Selected Western Conference Player of the Week in back-to-back weeks (Jan. 3, Jan. 10) during Memphis' franchise-record 11-game winning streak... Set career highs for points per game, rebounds per game and steals per game... Led the team in scoring and assists... Led the NBA in points in the paint (16.6), becoming the first guard to lead the league in the category since the stat was officially kept in 1996-97... Sideline 25 games due to injury, including 12 games (Nov. 28-Dec. 19) with a left knee sprain (in health and safety protocols from Dec. 8-17), one game (Jan. 8) with left thigh soreness, one game (Feb. 15) with left ankle soreness, one game (March 15) with back soreness, eight games (March 20-April 7) with right knee soreness and one game (April 10) under return from injury management (right knee)... Scored in double figures 56 times, including 46 games with at least 20 points, 24 games with at least 30 points, six games with at least 40 points and one 50-point performance... Grabbed double-digit rebounds four times... Recorded double-digit assists seven times... Posted 10 double-doubles, including one triple-double... Scored 37 points (17-29 FG, 1-4 3P, 2-2 FT) in the season opener on Oct. 20 vs. Cleveland, including 30 points in the paint... Posted 40 points (13-21 FG, 5-7 3P, 9-11 FT) and 10 assists on Oct. 24 at LA Lakers, the first 40-10 game in franchise history... Set a career high with five 3-pointers made in that game... Reached 1,000 career assists on Nov. 1 vs. Denver, becoming the sixth-fastest player in NBA history to record 2,500+ points and 1,000+ assists... Registered 32 points and seven assists on Nov. 22 at Utah, assisting on **Jaren Jackson Jr.**'s game-winning 3-pointer with 5.7 seconds left... Became the youngest player in NBA history to average 25+ points per game during a double-digit winning streak by averaging 26.6 points during Memphis' 11-game streak from Dec. 26-Jan. 13... Scored 33 points (14-25 FG, 3-5 3P, 2-4 FT) and sank the game-winning basket with 0.5 seconds remaining in Memphis' 114-113 win on Dec. 27 at Phoenix... Recorded 41 points (13-27 FG, 6-7 3P, 9-12 FT), setting a career high for 3-pointers made, and 10 rebounds on Dec. 29 vs. LA Lakers, his franchise-record third career 40-point performance in the regular season... Became the second player since the NBA/ABA merger (**James Harden**) to score 40+ points in consecutive matchups against the Lakers and the first player since **Bob McAdoo** in 1974 to post consecutive 40-point double-doubles against the Lakers... Became the first Grizzlies player to record multiple 40-point games in the same regular season... Recorded his franchise-record fourth consecutive game with 30+ points by scoring 36 points (14-22 FG, 2-4 3P, 6-10 FT) on Jan. 3 at Brooklyn... Had 29 points and eight assists on Jan. 11 vs. Golden State... Set a franchise record by scoring 30+ points in seven straight games from Jan. 19-31... Registered 33 points, eight rebounds, and a career-high tying 14 assists on Jan. 19 at Milwaukee... Scored 41 points on Jan. 26 at San Antonio... Recorded his fourth career triple-double with 30 points, 10 rebounds and 10 assists on Jan. 28 vs. Utah, the highest-scoring triple-double in franchise history... Posted 44 points (11-20 FG, 21-25 FT) and 11 assists on Feb. 16 vs. Portland, setting single-game franchise records for free throws made and attempted... Scored 46 points (15-28 FG, 3-4 3P, 13-15 FT), eclipsing **Mike Miller**'s single-game franchise record, on Feb. 26 at Chicago... Set a new single-game franchise scoring record with a career-high 52 points (22-30 FG, 4-4 3P, 4-7 FT), the first 50-point game in team history, in 34 minutes in Memphis' next game on Feb. 28 vs. San Antonio, also setting a club record for field goals made and points in the paint (34)... Became the first NBA player to set his franchise's single-game scoring record in consecutive games since **Tony Campbell** did so for Minnesota in 1989... **NBA Playoffs:** Started all nine appearances in helping the Grizzlies reach the Western Conference Semifinals... Averaged 27.1 points, 8.0 rebounds, 9.8 assists and 2.00 steals in 37.5 minutes while shooting 44.0% from the field, 34.0% from 3-point range and 74.7% from the free throw line... Missed three games due to injury... Scored in double figures in all nine games, including six games with at least 20 points, five games with at least 30 points and one game with at least 40 points... Grabbed double-digit rebounds twice... Recorded double-digit assists five times... Posted six double-doubles, including one triple-double... Averaged 21.5 points, 8.7 rebounds, 10.5 assists and 1.50 steals in 37.1 minutes in Memphis' 4-2 first round series victory over the Minnesota Timberwolves... Became the first Grizzlies player to record a triple-double in a playoff game with 16 points, 10 rebounds and 10 assists on April 21 at Minnesota... Registered a franchise playoff record and postseason career high with 15 assists on April 23 at Minnesota... Totaled 30 points, including 18 in the fourth quarter, a playoff career-high 13 rebounds and nine assists on April 26 vs. Minnesota... Became the youngest player in at least 30 years to record six straight double-doubles in the playoffs when he did so from April 19-May 1... Averaged 38.3 points, 6.7 rebounds, 8.3 assists and 3.00 steals in 38.4 minutes in the first three games of the Grizzlies' conference semifinals series against the Golden State Warriors... Missed the final three games of the semifinals with a right knee bone bruise... Matched his franchise playoff scoring record with 47 points (15-31 FG, 5-12 3P, 12-13 FT) on May 3 vs. Golden State, which including the Grizzlies' final 15 points of the game... Became the third player in NBA history to record multiple performances of at least 45 points in the playoffs before turning 23 years old, joining **Kobe Bryant** and **LeBron James**.

2020-21 (Memphis): Started all 63 games in his second NBA season and averaged 19.1 points, 4.0 rebounds and 7.4 assists in 32.6 minutes while shooting 44.9% from the field, 30.3% from 3-point range and 72.8% from the free throw line... At 21 years old, became the fifth-youngest player in NBA history to lead a playoff team in both points per game and assists per game during the regular season... Established career highs in points per game, rebounds per game and assists per game... Named to the 2021 NBA Rising Stars as part of NBA All-Star Weekend in Atlanta... Missed nine games due to injury, including eight games (Dec. 30-Jan. 13) due to a left ankle sprain sustained on Dec. 28 at Brooklyn and one game (May 14) with back soreness... Scored in double figures 58 times, including 25 games with at least 20 points, eight games with at least 30 points and one game with at least 40 points... Grabbed double-digit rebounds once... Recorded double-digit assists 15 times... Posted 14 double-doubles, including one triple-double... Scored a career-high 44 points (18-27 FG, 1-2 3P, 7-8 FT) with nine assists in the regular season opener on Dec. 23 vs.



San Antonio, tying **Bryant Reeves'** single-game franchise record for field goals made (April 19, 1997)... Scored 34 points in the second half, tying Jaren Jackson Jr.'s franchise record for points in a single half (Dec. 13, 2019)... Became the youngest player in NBA history (21 yrs, 135 days) to score at least 40 points in a regular season opener... Recorded his third career triple-double with 15 points, a season-high 11 rebounds and a season-high 12 assists on Feb. 17 vs. Oklahoma City... Posted 35 points (11-18 FG, 2-3 3P, 11-14 FT), five rebounds and 10 assists on March 2 at Washington, tying a career high for free throws made... Followed with 35 points (11-25 FG, 3-13 3P, 10-11 FT), six rebounds and five assists on March 4 vs. Milwaukee, becoming the first player in franchise history to score 35+ points in consecutive games... Sank the go-ahead layup with 1.2 seconds remaining on March 17 vs. Miami... Totaled 36 points (13-24 FG, 2-5 3P, 8-11 FT), eight rebounds, 12 assists and a season-high tying three steals in a career-high 45 minutes on April 19 at Denver... Posted 33 points (11-17 FG) and a season-high 13 assists with zero turnovers on April 23 at Portland... Shot 40.9% from 3-point range in April... Recorded 37 points and 10 assists on May 5 at Minnesota... Tied his career high with four 3-pointers on May 6 at Detroit... **Play-In:** Averaged 27.5 points, 6.0 rebounds, 6.0 assists and 2.50 steals in 43.5 minutes in two play-in games... Recorded 20 points, six rebounds and six assists in 41 minutes in the Nine-Ten Game on May 19 vs. San Antonio... Tallied 35 points (14-29 FG, 5-10 3P), six rebounds, six assists and four steals in 46 minutes in an overtime over Golden State in the final play-in game to help Memphis secure the No. 8 seed in the Western Conference Playoffs... **NBA Playoffs:** Started all five games and averaged 30.2 points, 4.8 rebounds and 8.2 assists in 40.6 minutes while shooting 48.7% from the field, 32.3% from 3-point range and 77.5% from the free throw line during the Grizzlies' first round series with the Utah Jazz... Set franchise records for scoring average, points scored (151), assists per game in a playoff series... Scored at least 20 points in all five games, including one game with at least 40 points... Recorded double-digit assists twice... Posted two double-doubles... Scored 26 points in his playoffs debut, leading the No. 8 seed Grizzlies to a road win over the No. 1 seed Jazz on May 23... Scored a franchise playoff record 47 points (15-26 FG, 2-7 3P, 15-20 FT) on May 26 at Utah, the most points scored by a Grizzlies player in any regular season or postseason game... Became the second-youngest player in NBA history to score 45+ points in a playoff game (**LeBron James** in 2006)... Totaled 73 points in his first two career playoff games, the most by any player since the BAA/NBL merger to form the NBA in 1950... Totaled 101 points in his first three career playoff games, becoming the fourth player in NBA history to reach 100 points in his first three playoff appearances (**George Mikan** in 1949, **Wilt Chamberlain** in 1960, **Kareem Abdul-Jabbar** in 1970)... Recorded his first career playoff double-double with 23 points and a playoff career-high 12 assists on May 31 vs. Utah, becoming the first player in franchise playoff history to register 20+ points and 10+ assists and one of seven players to record 20+ points and 10+ assists in a playoff game at age 21 or younger (**Magic Johnson**, **Tracy McGrady**, **Tony Parker**, **LeBron James**, **Derrick Rose**, **Luka Doncic**)... Had 27 points and 11 assists on June 2 at Utah, joining Magic Johnson, LeBron James and Derrick Rose as the only players in NBA history with multiple games with 20+ points and 10+ assists while 21 or under... His five straight 20-point games tied **Dillon Brooks** (2021) and **Mike Conley** (2017) for the longest streak in franchise playoff history.

2019-20 (Memphis): Started all 67 of his appearances during his rookie season and averaged 17.8 points, 3.9 rebounds and 7.3 assists in 31.0 minutes while shooting 47.7% from the field, 33.5% from 3-point range and 77.6% from the free throw line... Named the NBA Rookie of the Year... Selected to the NBA All-Rookie First Team (as the lone unanimous selection) alongside teammate **Brandon Clarke**... Three-time Western Conference Rookie of the Month (October/November 2019, December 2019, January 2020), tying the franchise record for monthly rookie honors (**Pau Gasol**, 2001-02) and becoming the first player in franchise history to win the award in consecutive months... Became one of seven rookies in NBA history to average at least 17 points and seven assists per game, joining **Oscar Robertson** (1960-61), **Magic Johnson** (1979-80), **Isiah Thomas** (1981-82), **Damon Stoudamire** (1995-96), **Allen Iverson** (1996-97) and **Trae Young** (2018-19)... Selected to the 2020 NBA Rising Stars as part of NBA All-Star Weekend 2020 and posted 10 points, five rebounds and six assists in 20 minutes to lead the U.S. Team to a 151-131 win over Team World on Feb. 15 in Chicago... Ranked eighth in the NBA in total assists (488) and 10th in assists per game... Led all qualifying rookies in scoring average and assists per game, the first player to lead rookies in both of those categories since 2013-14... Led first-year players in double-doubles and triple-doubles... Set franchise rookie records for total assists and assists per game... Missed six games... Sat one game (Nov. 9) for rest... Sidelined five games due to injury, including four games (Dec. 1-7) with back soreness and one game (Dec. 13) due to injury maintenance (back)... Placed sixth in the league in fourth-quarter scoring average (7.0 points), tying **Allen Iverson** (7.0 in 1996-97) for the highest fourth-quarter scoring average by a rookie since the NBA began keeping quarterly statistics in 1996-97... Scored in double figures 62 times, including 29 games with at least 20 points and one game with at least 30 points... Grabbed double-digit rebounds twice... Recorded double-digit assists 16 times... Posted 15 double-doubles, including two triple-doubles... Scored a career-high 30 points (13-22 FG, 1-2 3P, 3-4 FT) and nine assists, assisting on **Jae Crowder's** buzzer-beating 3-pointer in overtime, in his third career game on Oct. 27 vs. Brooklyn... Became the third player in NBA history (**Isiah Thomas** in 1981, **Trae Young** in 2018) to record at least 30 points and nine assists in one of his first three career games... The first Grizzlies player to score at least 30 points in one of his first three career games... Recorded his first career double-double with 23 points and 11 assists on Nov. 13 at Charlotte, making the game-winning layup with 0.7 seconds remaining... Became the youngest player (20 years, 95 days) to make a game-winning shot with under one second remaining in 10 years (**Tyreke Evans** on Dec. 19, 2009)... Posted 26 points, six assists and a career-high five steals on Nov. 23 at LA Lakers... Became the first rookie in franchise history to record point-assist double-doubles in consecutive games (Nov. 25-27)... Posted 22 points, seven rebounds and a franchise single-game rookie-record 14 assists on Jan. 10 vs. San Antonio... Registered 26 points (10-11 FG, 3-4 3P, 3-3 FT), five rebounds and eight assists on Jan. 14 vs. Houston, becoming the first rookie in NBA history to post at least 25 points and eight assists while shooting at least 90% from the field... Posted 18 points and 10 assists in 28 minutes with a franchise-record tying +42 plus-minus on Jan. 29 at New York... Posted 27 points, 10 rebounds and 10 assists on Feb. 9 at Washington, becoming the fourth-youngest player in NBA history to record a 25-point triple-double (**Luka Doncic**, **LeBron James**,



JA MORANT

PLAYERS

Shareef Abdur-Rahim)... Totaled 27 points (10-16 FG, 4-6 3P, 3-4 FT) and a career-high tying 14 assists on Feb. 29 vs. LA Lakers, tying his own franchise rookie record for assists... Tallied 24 points (8-12 FG, 4-4 3P, 4-6 FT) on March 7 vs. Atlanta... Averaged 19.0 points, 6.4 rebounds and a league-high 9.9 assists in 37.8 minutes during the Grizzlies' eight-game seeding schedule at Walt Disney World in Orlando... Posted 26 points (7-13 FG, 1-4 3P, 11-15 FT) and 13 assists, setting career highs for free throws made and attempted, on Aug. 11 vs. Boston... Recorded his second career triple-double with 12 points, a career-high 13 rebounds and 10 assists in the regular season finale on Aug. 13 vs. Milwaukee... **Play-In:** Registered a game-high 35 points (13-28 FG, 3-6 3P, 6-8 FT), including 23 in the second half, four rebounds and eight assists in 42 minutes in Memphis' play-in game on Aug. 15 vs. Portland.

COLLEGE CAREER

Starred for two years at Murray State University (2017-19), where as a sophomore he became the first player to average at least 20 points and 10 assists per game since the NCAA began to recognize assists officially in 1983-84... Started all of his 65 games with the Racers and averaged 18.7 points, 6.1 rebounds, 8.2 assists and 1.35 steals in 35.3 minutes while shooting 48.5% from the field, 34.3% from 3-point range and 81.0% from the free throw line... Named the 2019 OVC Player of the Year and OVC Tournament MVP before leading Murray State to the second round of the NCAA Tournament... A consensus 2019 All-American selection... Recipient of the 2019 Lute Olson Award and 2019 Bob Cousy Award as the nation's best point guard and selected to The 2019 Wooden Award All-American Team... Two-time selection for the All-OVC First Team (2018, 2019)... Scored in double figures 57 times, including 27 games with at least 20 points, six games with at least 30 points and one 40-point performance during his collegiate career... Recorded 26 double-doubles, including four triple-doubles.

PERSONAL

Born Aug. 10, 1999 in Dalzell, S.C... Full name is Temetrius Jamel Morant... Son of Tee and Jamie Morant... Named South Carolina 3A All-State as a junior and senior at Crestwood High School... A three-time South Carolina All-State selection and three-time Region MVP... Finished as Crestwood's all-time leading scorer with 1,679 points... Averaged 27 points, eight rebounds and eight assists per game as a senior (2016-17).

REGULAR SEASON CAREER HIGHS

MIN	45	4/19/2021, MEM AT DEN	FT	21	2/16/2022, MEM VS POR	AST	14	1/19/2022, MEM AT MIL (3X)
FG	22	2/28/2022, MEM VS SAS	FTA	25	2/16/2022, MEM VS POR	STL	5	1/23/2019, MEM VS LAL
FGA	34	3/11/2022, MEM VS NYK	OREB	7	1/23/2022, MEM AT DAL	TOV	9	1/31/2022, MEM AT PHI (2X)
3P	6	12/29/2021, MEM VS LAL	DREB	11	11/12/2021, MEM VS PHO	BLK	2	2/5/2022, MEM AT ORL (8X)
3PA	13	3/4/2021, MEM VS MIL	REB	13	1/23/2022, MEM AT DAL (2X)	PTS	52	2/28/2022, MEM VS SAS



27 DAVID REDDY

HEIGHT 6'5"

WEIGHT 255

POSITION FORWARD

PRIOR TO NBA COLORADO STATE

NBA SEASONS ROOKIE

NCAA Statistics

Season	TM	G	GS	MP	FG	FGA	FG%	3P	3PA	3P%	FT	FTA	FT%	ORB	DRB	TRB	AST	STL	BLK	TOV	PF	PTS	RPG	APG	PPG
2019-20	CSU	32	19	820	131	282	.465	15	77	.195	88	119	.739	54	124	178	57	20	24	64	76	365	5.6	1.8	11.4
2020-21	CSU	28	26	882	155	303	.512	20	72	.278	116	147	.789	60	204	264	73	24	20	65	52	446	9.4	2.6	15.9
2021-22	CSU	31	31	1021	222	389	.571	46	105	.438	105	152	.691	57	177	234	89	36	33	72	71	595	7.5	2.9	19.2
CAREER		91	76	2723	508	974	.522	81	254	.319	309	418	.739	171	505	676	219	80	77	201	199	1406	7.4	2.4	15.5

PRO CAREER

NBA Transactions: Selected by the Philadelphia 76ers with the 23rd overall pick in the 2022 NBA Draft on June 23, 2022... Draft rights traded by the Philadelphia 76ers with Danny Green to the Memphis Grizzlies for De'Anthony Melton on June 24, 2022... Signed a multi-year contract with the Memphis Grizzlies on July 2, 2022.

COLLEGE CAREER

Played three seasons at Colorado State University (2018-21)... Appeared in 91 games (76 starts) for the Rams and averaged 15.5 points, 7.4 rebounds and 2.4 assists in 29.9 minutes while shooting 52.2% from the field, 31.9% from 3-point range and 73.9% from the free throw line... Named the 2021-22 Mountain West Conference Player of the Year after averaging 19.2 points, 7.5 rebounds, 2.9 assists, 1.16 steals and 1.06 blocks in 32.9 minutes and shooting 57.1% from the field and 43.8% from 3-point range during his junior year... As a junior, led Colorado State to the NCAA Tournament for the first time since 2013 and helped the Rams earn the highest seed (No. 6) in program history... Two-time All-MVC First Team selection (2021, 2022)... Named to the 2022 Mountain West All-Tournament Team... Two-time Mountain West Player of the Week.

PERSONAL

Born March 27, 2001 in Minneapolis, Minn... Honored as the 2019 Minnesota Male High School Athlete of the Year for his performance in football, basketball and track and field for Breck High School... A finalist for Minnesota Mr. Basketball and the McDonald Award in his senior year, he averaged team highs of 29.7 points (second in the state), 16.6 rebounds, 3.8 assists and 2.2 blocks to help guide Breck to a 20-5 overall record... A finalist for Minnesota Mr. Football for his play at quarterback for Breck... Also competed in track and field in high school, where he earned second in the shot put and captured the state title in the discus by nearly four feet at the 2019 state championships.

BUSINESS
OPS

MEDIA

COMMUNITY

HISTORY

PLAYOFFS

REVIEW

OPPONENTS

NBA

FEDERATION

AT A GLANCE



35 KILLIAN TILLIE

HEIGHT 6'10"

WEIGHT 220

POSITION FORWARD/CENTER

PRIOR TO NBA GONZAGA

NBA SEASONS 2

NBA Regular Season Statistics

Season	TM	G	GS	MP	FG	FGA	FG%	3P	3PA	3P%	FT	FTA	FT%	ORB	DRB	TRB	AST	STL	BLK	TOV	PF	PTS	RPG	APG	PPG
2020-21	MEM	18	1	182	19	57	.333	10	33	.303	9	11	.818	6	18	24	8	5	8	2	20	57	1.3	0.4	3.2
2021-22	MEM	36	3	461	43	127	.339	27	86	.314	5	8	.625	21	39	60	22	23	15	13	58	118	1.7	0.6	3.3
CAREER		54	4	643	62	184	.337	37	119	.311	14	19	.737	27	57	84	30	28	23	15	78	175	1.6	0.6	3.2

NBA G League Statistics

Season	TM	G	GS	MP	FG	FGA	FG%	3P	3PA	3P%	FT	FTA	FT%	ORB	DRB	TRB	AST	STL	BLK	TOV	PF	PTS	RPG	APG	PPG
2021-22	MEM	1	1	25	5	9	.556	0	2	.000	0	0	-	0	3	3	0	2	1	0	2	10	3.0	0.0	10.0
CAREER		1	1	25	5	9	.556	0	2	.000	0	0	-	0	3	3	0	2	1	0	2	10	3.0	0.0	10.0

PRO CAREER

NBA Regular Season: Two-year NBA pro has appeared in 54 games (four starts) for the Memphis Grizzlies... Has averaged 3.2 points and 1.6 rebounds in 11.9 minutes while shooting 33.7% from the field and 31.1% from 3-point range... Has officially missed 46 games due to injury, four games while in health and safety protocols, 48 games as a DNP (Coach's Decision) and two games as a healthy scratch on the team's inactive list... Has scored in double figures twice.

NBA G League: Has totaled 10 points in three rebounds in 25 minutes in one regular season appearance for the Memphis Hustle.

NBA Transactions: Undrafted in the 2020 NBA Draft on Nov. 18, 2020... Signed a two-way contract with the Memphis Grizzlies on Nov. 24, 2020... Signed a two-way contract with the Memphis Grizzlies on Aug. 12, 2021. Converted two-way contract into standard NBA contract on Jan. 1, 2022.

2021-22 (Memphis): Competed in 36 games (three starts) in his second NBA season and averaged 3.3 points and 1.7 rebounds in 12.8 minutes... After starting the season on a two-way contract, converted by the Grizzlies to a multi-year contract on Jan. 1... Missed 46 games... Sidelined 18 games due to injury, including six games (Nov. 8-12, Feb. 8-12) with back soreness and 12 games (March 18-April 10) with left knee soreness... Missed four games (Jan. 13-19) while in health and safety protocols... DNP (Coach's Decision) 22 times... A healthy scratch on the team's inactive list twice... Scored in double figures once, a season-high 12 points on Dec. 11 vs. Houston... Tied a career high with six rebounds on Dec. 29 vs. LA Lakers... **NBA Playoffs:** Missed all 12 postseason games due to lower back procedure recovery... **NBA G League:** Appeared in one regular season game for the Memphis Hustle and totaled 10 points and three rebounds in 25 minutes.

2020-21 (Memphis): Appeared in 18 games (one start) and averaged 3.2 points and 1.3 rebounds in 10.1 minutes during his rookie season... Missed 54 games... Sidelined 28 games due to injury, including 11 games (Dec. 23-Jan. 13) with a right hamstring strain and 16 games (Jan. 30-Feb. 26) with left foot soreness... DNP (Coach's Decision) 26 times... Scored in double figures once... Recorded three points, one rebound and one steal in nine minutes in his NBA debut on Feb. 28 at Houston... Set career highs with 16 points and six rebounds in 38 minutes in his first career start on May 14 vs. Sacramento... **Play-In:** DNP (Coach's Decision) twice... **NBA Playoffs:** DNP (Coach's Decision) five times.

COLLEGE CAREER

Played four years at Gonzaga University (2016-20)... Appeared in 108 games (59 starts) and averaged 9.5 points, 4.6 rebounds and 1.4 assists in 20.3 minutes while shooting 54.8% from the field, 44.4% from 3-point range and 75.0% from the free throw line...

KILLIAN TILLIE



Two-time All-West Coast Conference selection; named 2019-20 All-WCC First Team as a senior and 2018-19 All-WCC Second Team as a sophomore... Shot at least 40% from 3-point range in all four years at Gonzaga, including 47.9% (45-94 3P) as a sophomore... Named a Top 5 finalist for the 2019-20 Karl Malone Power Forward of the Year... Started all 24 appearances as a senior and averaged 13.6 points, 5.0 rebounds, 1.9 assists and 1.00 steals in 24.6 minutes as a senior... Named the 2018 WCC Tournament Most Valuable Player and earned 2018 WCC All-Tournament Team accolades during his sophomore year... Helped guide the Bulldogs to the 2017 NCAA Championship Game as a freshman.

NATIONAL TEAM

Averaged 12.4 points, 8.7 rebounds, 2.9 assists and 1.43 steals in 27.9 minutes in seven games to lead France to a seventh-place finish at the 2017 FIBA U19 World Cup... Posted 4.0 points and 3.3 rebounds in 12.3 minutes in helping France to a sixth-place finish at the 2015 FIBA U18 Euro Championship A... Led France to a bronze medal at the 2015 FIBA 3-on-3 U18 World Championships... Won MVP and was named to the All-Tournament Team after helping France win gold at the 2014 FIBA U16 Euro Championship A; averaged 14.3 points, 9.7 rebounds, 1.7 assists, 1.22 steals and 1.22 blocks in 20.1 minutes while shooting a tournament-best 63.4% from the field.

PERSONAL

Born March 5, 1998 in Cagnes-sur-Mer, France... Brother Kim played basketball for the University of Utah and brother Kevin won back-to-back NCAA volleyball titles at UC-Irvine and now plays for father Laurent, the head coach of the French national volleyball team... Laurent also played volleyball in the Olympics in 1988 and 1992, while his wife Caroline was the captain of the Netherlands volleyball team.

INTRO

PLAYERS

EXECUTIVE

BASKETBALL OPS

BUSINESS OPS

MEDIA

COMMUNITY

HISTORY

PLAYOFFS

REVIEW

OPPONENTS

NBA

REGULAR SEASON CAREER HIGHS

MIN	38	5/14/2021, MEM VS SAC	FT	3	5/14/2021, MEM VS SAC	AST	3	1/23/2022, MEM AT DAL (2X)
FG	5	5/14/2021, MEM VS SAC	FTA	4	5/14/2021, MEM VS SAC	STL	3	1/23/2022, MEM AT DAL
FGA	13	5/14/2021, MEM VS SAC	OREB	3	1/6/2022, MEM VS DET	TOV	2	3/8/2022, MEM VS NOP
3P	3	1/8/2022, MEM AT LAC (3X)	DREB	6	5/14/2021, MEM VS SAC	BLK	3	3/19/2021, MEM VS GSW
3PA	6	12/13/2021, MEM VS PHI (3X)	REB	6	12/29/2021, MEM VS LAL (2X)	PTS	16	5/14/2021, MEM VS SAC



2 XAVIER TILMAN SR.

HEIGHT 6'8"

WEIGHT 245

POSITION FORWARD/CENTER

PRIOR TO NBA MICHIGAN STATE

NBA SEASONS 2

NBA Regular Season Statistics

Season	TM	G	GS	MP	FG	FGA	FG%	3P	3PA	3P%	FT	FTA	FT%	ORB	DRB	TRB	AST	STL	BLK	TOV	PF	PTS	RPG	APG	PPG
2020-21	MEM	59	12	1085	167	299	.559	22	65	.338	34	53	.642	74	182	256	75	44	33	45	116	390	4.3	1.3	6.6
2021-22	MEM	53	2	701	98	216	.454	10	49	.204	46	71	.648	66	95	161	62	49	15	34	63	252	3.0	1.2	4.8
CAREER		112	14	1786	265	515	.515	32	114	.281	80	124	.645	140	277	417	137	93	48	79	179	642	3.7	1.2	5.7

NBA Playoffs Statistics

Season	TM	G	GS	MP	FG	FGA	FG%	3P	3PA	3P%	FT	FTA	FT%	ORB	DRB	TRB	AST	STL	BLK	TOV	PF	PTS	RPG	APG	PPG
2020-21	MEM	3	0	18	1	5	.200	0	1	.000	0	0	-	1	2	3	1	1	0	1	2	2	1.0	0.3	0.7
2021-22	MEM	9	6	139	18	25	.720	1	2	.500	3	6	.500	13	17	30	6	6	1	10	16	40	3.3	0.7	4.4
CAREER		12	6	157	19	30	.633	1	3	.333	3	6	.500	14	19	33	7	7	1	11	18	42	2.8	0.6	3.5

PRO CAREER

NBA Regular Season: Two-year NBA pro has appeared in 112 games (14 starts) for the Memphis Grizzlies... Has averaged 5.7 points, 3.7 rebounds and 1.2 assists in 15.9 minutes while shooting 51.5% from the field, 28.1% from 3-point range and 64.5% from the free throw line... Has officially missed 10 games due to injury, one game for personal reasons, five games while in health and safety protocols and 27 games as DNP (Coach's Decision)... Has scored in double figures 19 times... Has grabbed double-digit rebounds six times... Has posted one double-double.

NBA Playoffs: Has appeared in 12 postseason games (six starts) for the Memphis Grizzlies... Has averaged 3.5 points and 2.8 rebounds in 13.1 minutes while shooting 63.3% from the field... DNP (Coach's Decision) five times... Scored in double figures once.

NBA Transactions: Selected by the Sacramento Kings with the 35th overall pick in the second round of the 2020 NBA Draft on Nov. 18, 2020... Draft rights traded by the Sacramento Kings to the Memphis Grizzlies for the draft rights to Robert Woodard II (40th) and a 2022 second round draft pick on Nov. 19, 2020... Signed a multi-year contract with the Memphis Grizzlies on Nov. 28, 2020.

2021-22 (Memphis): Competed in 53 games (two starts) in his second NBA season and averaged 4.8 points, 3.0 rebounds and 1.2 assists in 13.2 minutes while shooting 45.4% from the field and 64.8% from the free throw line... Missed 29 games... Missed one game (March 6) for personal reasons... Sideline four games (Feb. 10-16) with right thigh soreness... Inactive five games (Dec. 31-Jan. 8) while in health and safety protocols... DNP (Coach's Decision) 19 times... Scored in double figures five times... Grabbed double-digit rebounds once... Tied his career high with four steals on Dec. 9 vs. LA Lakers... Scored a season-high 16 points on March 24 vs. Indiana... Grabbed a season-high 11 rebounds on March 26 vs. Milwaukee... **NBA Playoffs:** Appeared in nine games (six starts) in helping the Grizzlies reach the Western Conference Semifinals... Averaged 4.4 points and 3.3 rebounds in 15.4 minutes while shooting 72.0% from the field... DNP (Coach's Decision) three times... Scored in double figures once... Averaged 4.8 points and 3.8 rebounds in 15.9 minutes in five games (three starts) during Memphis' 4-2 first round series win over the Minnesota Timberwolves... Scored a postseason career-high 13 points off the bench on April 19 vs. Minnesota... Averaged 4.0 points and 2.8 rebounds in 14.9 minutes in four games (three starts) during the Grizzlies' conference semifinals series against the Golden State Warriors.

2020-21 (Memphis): Appeared in 59 games (12 starts) and averaged 6.6 points, 4.3 rebounds and 1.3 assists in 18.4 minutes while shooting 55.9% from the field, 33.8% from 3-point range and 64.2% from the free throw line during his rookie season... Ranked in the Top 10 among rookies in rebounds per game, steals per game and blocks per game... Missed 14 games... Sideline six games due to injury, including five games (Dec. 23-Jan. 1) with left patellar tendinitis and one game (May 6) with a non-COVID illness... DNP (Coach's Decision) eight times... Scored in double figures 14 times... Grabbed double-digit rebounds five times... Posted two double-doubles... Recorded six points (3-3 FG) and six rebounds in 14 minutes in his NBA debut on Jan. 3 vs. LA Lakers... Had 15

XAVIER TILLMAN SR.



points and a career-high four steals on Jan. 16 vs. Philadelphia... Set career highs with 18 points and 14 rebounds in 41 minutes for his first career double-double on April 19 at Denver... **Play-In:** Averaged 5.5 points and 4.0 rebounds in 15.5 minutes in two play-in games... Scored 11 points, including the go-ahead 3-pointer with 1:27 left in overtime, to defeat the Golden State Warriors on the road and clinch the No. 8 seed on May 23... **NBA Playoffs:** Appeared in three games during the Grizzlies' first round series with the Utah Jazz and totaled two points, three rebounds, one assist and one steal in 18 minutes.

COLLEGE CAREER

Played three years (2017-20) at Michigan State University... Appeared in 105 games (45 starts) and averaged 8.7 points, 6.6 rebounds, 1.6 assists and 1.46 blocks in 21.3 minutes while shooting 58.2% from the field and 69.5% from the free throw line... Michigan State's all-time leader for blocked shots (153)... Named 2019-20 Big Ten Defensive Player of the Year and selected to the 2019-20 Big Ten Defensive Team and 2019-20 All-Big Ten Second Team as a junior... Also selected to the 2019-20 Academic All-American Second Team... Named 2018-19 Big Ten Sixth Man of the Year as a sophomore... Started all 31 games as a senior and averaged 13.7 points, 10.3 rebounds, 3.0 assists, 1.19 steals and 2.10 blocks in 32.1 minutes while shooting 55.0% from the field... Recorded 19 double-doubles over his collegiate career, including 14 during his junior year.

PERSONAL

Born Jan. 12, 1999 in Grand Rapids, Mich... Son of Tanya Powell-May and Roosevelt Tillman... Mother, Tanya, was a four-year letter-winner in women's basketball at Michigan, earning All-Big Ten Second Team honors as a senior (1990) and Academic All-Big Ten accolades as a sophomore (1988)... Majored in journalism at Michigan State... Averaged 13.9 points, 10.9 rebounds, 5.2 assists and 4.2 blocks while shooting 68% from the field as a senior at Grand Rapids Christian High School, leading his team to a 27-1 record and an appearance in the Class A state title game.

INTRO

PLAYERS

EXECUTIVE

BASKETBALL OPS

BUSINESS OPS

MEDIA

COMMUNITY

HISTORY

PLAYOFFS

REVIEW

OPPONENTS

NBA

REGULAR SEASON CAREER HIGHS

MIN	41	4/19/2021, MEM AT DEN	FT	4	3/24/2022, MEM VS IND (4X)	AST	7	4/1/2022, MEM VS PHO
FG	7	5/14/2021, MEM VS SAC (4X)	FTA	7	12/11/2021, MEM VS HOU	STL	4	12/9/2021, MEM VS LAL (2X)
FGA	13	1/16/2021, MEM VS PHI	OREB	5	3/26/2022, MEM VS MIL (3X)	TOV	5	2/16/2021, MEM VS NOP
3P	2	12/2/2021, MEM VS OKC (5X)	DREB	10	4/19/2021, MEM AT DEN	BLK	2	12/23/2021, MEM AT GSW (9X)
3PA	5	2/20/2021, MEM VS PHO (2X)	REB	14	4/19/2021, MEM AT DEN	PTS	18	4/19/2021, MEM AT DEN



8 ZIAIRE WILLIAMS

HEIGHT 6'8 1/4"

WEIGHT 185

POSITION GUARD/FORWARD

PRIOR TO NBA STANFORD

NBA SEASONS 1

NBA Regular Season Statistics

Season	TM	G	GS	MP	FG	FGA	FG%	3P	3PA	3P%	FT	FTA	FT%	ORB	DRB	TRB	AST	STL	BLK	TOV	PF	PTS	RPG	APG	PPG
2021-22	MEM	62	31	1346	191	424	.450	76	242	.314	43	55	.782	26	103	129	65	35	12	41	113	501	2.1	1.0	8.1
CAREER		62	31	1346	191	424	.450	76	242	.314	43	55	.782	26	103	129	65	35	12	41	113	501	2.1	1.0	8.1

NBA Playoffs Statistics

Season	TM	G	GS	MP	FG	FGA	FG%	3P	3PA	3P%	FT	FTA	FT%	ORB	DRB	TRB	AST	STL	BLK	TOV	PF	PTS	RPG	APG	PPG
2021-22	MEM	10	1	168	23	52	.442	11	36	.306	12	13	.923	4	12	16	5	5	0	2	14	69	1.6	0.5	6.9
CAREER		10	1	168	23	52	.442	11	36	.306	12	13	.923	4	12	16	5	5	0	2	14	69	1.6	0.5	6.9

PRO CAREER

NBA Regular Season: Has appeared in 62 games (31 starts) for the Memphis Grizzlies... Averaged 8.1 points, 2.1 rebounds and 1.0 assists in 21.7 minutes while shooting 45.0% from the field, 31.4% from 3-point range and 78.2% from the free throw line as a rookie during the 2021-22 season... Has missed 19 games due to injury and one game as a DNP (Coach's Decision)... Has scored in double figures 20 times, including two games with at least 20 points.

NBA Playoffs: Has appeared in 10 postseason games (one start) for the Memphis Grizzlies... Has averaged 6.9 points and 1.6 rebounds in 16.8 minutes while shooting 44.2% from the field, 30.6% from 3-point range and 92.3% from the free throw line... Missed two games due to injury... Scored in double figures three times.

NBA Transactions: Selected by the New Orleans Pelicans with the 10th overall pick in the 2021 NBA Draft on July 29, 2021... Draft rights (10th overall in 2021) traded by the New Orleans Pelicans with Steven Adams, Eric Bledsoe, the draft rights to Jared Butler (40th overall in 2021) and a protected 2022 first round draft pick (via Los Angeles Lakers) to the Memphis Grizzlies; the Memphis Grizzlies traded Jonas Valanciunas, the draft rights to Trey Murphy (17th overall in 2021) and the draft rights to Brandon Boston (51st overall in 2021) to the New Orleans Pelicans and the draft rights to Tyler Harvey (51st overall in 2015) to the Charlotte Hornets; the Charlotte Hornets traded the Devonte' Graham to the New Orleans Pelicans; the New Orleans Pelicans traded Wesley Iwundu and a protected 2022 first round draft pick to the Charlotte Hornets in a three-team trade on Aug. 7, 2021... Signed a multi-year contract with the Memphis Grizzlies on Aug. 8, 2021.

2021-22 (Memphis): Appeared in 62 games (31 starts) during his rookie season and averaged 8.1 points, 2.1 rebounds and 1.0 assists in 21.7 minutes while shooting 45.0% from the field, 31.4% from 3-point range and 78.2% from the free throw line... Missed 20 games... Sidelined 19 games due to injury, including one game (Nov. 8) with right wrist soreness, four games (Nov. 30-Dec. 4, Jan. 29) with left knee soreness, 14 games (Dec. 8-Jan. 3) with a left ankle sprain (in health and safety protocols from Dec. 19-26)... DNP (Coach's Decision) once... Scored in double figures 20 times, including two games with at least 20 points... Totaled three points, two rebounds, one assist and one steal in his NBA debut on Oct. 20 vs. Cleveland... Hauled in a career-high nine rebounds on Jan. 31 at Philadelphia... Totaled a career-high 21 points (9-11 FG) on Feb. 2 at New York... Tied his career high with 21 points on Feb. 24 at Minnesota... Scored 19 points in a career-high 35 minutes on April 1 vs. Phoenix... Scored 19 points, including a career-high four 3-pointers, on April 9 vs. New Orleans... Scored 18 points and matched his career high with four 3-pointers on April 10 vs. Boston... Averaged 15.4 points in 27.8 minutes in final five games of the season... **NBA Playoffs:** Appeared in 10 postseason games (one start) in helping the Grizzlies reach the Western Conference Semifinals... Averaged 6.9 points and 1.6 rebounds in 16.8 minutes... Missed two games (April 29-May 1) with right knee soreness... Scored in double figures three times... Averaged 5.6 points in 11.0 minutes in five games off the bench in Memphis' 4-2 first round series win over the Minnesota Timberwolves... Averaged 8.2 points in 22.5 minutes in five games (one start) in the Grizzlies' conference semifinals series against the Golden State Warriors.



COLLEGE CAREER

Played one season at Stanford University (2020-21)... Competed in 20 games (14 starts) in his lone season with the Cardinal and averaged 10.7 points, 4.6 rebounds and 2.2 assists in 27.8 minutes... Top-10 finalist for the Julius Erving Small Forward of the Year Award... Pac-12 All-Freshman Team Honorable Mention... Pac-12 Freshman of the Week (Dec. 21)... Naismith Trophy Player of the Week (Jan. 11)... Ranks eighth all-time at Stanford in points per game by a freshman and sixth in free throw percentage (.796)... Posted the second triple-double in program history with 12 points, 12 rebounds and 10 assists on Jan. 7 vs. Washington... This marked the first triple-double in Stanford history that included assists... Scored a career-high 19 points on Nov. 30 vs. Alabama in the Maui Invitational... Scored in double figures 12 times.

NATIONAL TEAM

Won gold medal at the 2019 U19 FIBA World Cup with the United States in Greece.

PERSONAL

Born Sept. 12, 2001 in Lancaster, Calif... Son of Marquita and Ziaire Williams... The highest-rated prospect in Stanford men's basketball history... A five-star prospect by 247Sports, Rivals and ESPN ranked fourth, fifth and seventh at the national level, respectively... Selected McDonald's All-American, Jordan Brand Classic, Nike Hoop Summit and Iverson Classic in 2020... California Wooden Award Open Division High School Player of the Year... Averaged 15.0 points, 7.9 rebounds and 3.6 assists as a senior at Sierra Canyon High School.

INTRO

PLAYERS

EXECUTIVE

BASKETBALL OPS

BUSINESS OPS

MEDIA

COMMUNITY

HISTORY

PLAYOFFS

REVIEW

OPPONENTS

NBA

REGULAR SEASON CAREER HIGHS

MIN	35	4/5/2022, MEM AT UTA (2X)	FT	4	4/5/2022, MEM AT UTA (3X)	AST	5	3/24/2022, MEM VS IND
FG	9	2/2/2022, MEM AT NYK	FTA	4	4/5/2022, MEM AT UTA (5X)	STL	2	4/5/2022, MEM AT UTA (4X)
FGA	18	4/10/2022, MEM VS BOS	OREB	4	3/8/2022, MEM VS NOP	TOV	3	3/24/2022, MEM VS IND
3P	4	4/10/2022, MEM VS BOS (2X)	DREB	7	1/31/2022, MEM AT PHI	BLK	2	10/28/2021, MEM AT GSW
3PA	11	4/10/2022, MEM VS BOS	REB	9	1/31/2022, MEM AT PHI	PTS	21	2/24/2022, MEM AT MIN (2X)



5 VINCE WILLIAMS JR.

HEIGHT 6'5"

WEIGHT 205

POSITION GUARD/FORWARD

PRIOR TO NBA VCU

NBA SEASONS ROOKIE

TWO-WAY CONTRACT

NCAA Statistics

Season	TM	G	GS	MP	FG	FGA	FG%	3P	3PA	3P%	FT	FTA	FT%	ORB	DRB	TRB	AST	STL	BLK	TOV	PF	PTS	RPG	APG	PPG
2018-19	VCU	33	0	512	50	109	.459	6	25	.240	55	80	.688	34	75	109	34	34	13	48	66	161	3.3	1.0	4.9
2019-20	VCU	21	3	344	27	79	.342	6	30	.200	29	36	.806	18	40	58	21	21	8	27	45	89	2.8	1.0	4.2
2020-21	VCU	26	22	744	84	203	.414	43	104	.413	65	82	.793	29	107	136	58	27	6	47	56	276	5.2	2.2	10.6
2021-22	VCU	30	29	973	137	287	.477	65	168	.387	83	102	.814	27	152	179	91	48	32	86	87	422	6.0	3.0	14.1
CAREER	VCU	110	54	2573	298	678	.440	120	327	.367	232	300	.773	108	374	482	204	130	59	208	254	948	4.4	1.9	8.6

PRO CAREER

NBA Transactions: Selected by the Memphis Grizzlies with the 47th overall pick in the 2022 NBA Draft on June 23, 2022... Signed a two-way contract with the Memphis Grizzlies on July 2, 2022.

COLLEGE CAREER

Played four seasons at VCU (2018-22)... Appeared in 110 games (54 starts) and averaged 8.6 points, 4.4 rebounds, 1.9 assists and 1.18 steals in 23.4 minutes while shooting 44.0% from the field, 36.7% from 3-point range and 77.3% from the free throw line... Two-time All-Atlantic 10 selection, garnering First Team honors as a senior and Third Team as a junior... One-time Atlantic 10 Player of the Week.

PERSONAL

Born Aug. 30, 2000 in Toledo, Ohio... Majored in interdisciplinary studies at VCU... Selected First Team All-Ohio as a junior and senior at St. John's Jesuit High School.



HC TAYLOR JENKINS

HEAD COACH
COLLEGE: PENNSYLVANIA



4 STEVEN ADAMS

POSITION: CENTER
HEIGHT: 6'11"
WEIGHT: 265
PRIOR TO NBA: PITTSBURGH/
NEW ZEALAND



7 SANTI ALDAMA

POSITION: FORWARD
HEIGHT: 6'11"
WEIGHT: 224
PRIOR TO NBA: LOYOLA (MD)/
SPAIN



22 DESMOND BANE

POSITION: GUARD/FORWARD
HEIGHT: 6'6"
WEIGHT: 215
PRIOR TO NBA: TCU/USA



24 DILLON BROOKS

POSITION: GUARD/FORWARD
HEIGHT: 6'6 1/2"
WEIGHT: 220
PRIOR TO NBA: OREGON/CAN



1 KENNEDY CHANDLER

POSITION: GUARD
HEIGHT: 6'0"
WEIGHT: 171
PRIOR TO NBA: TENNESSEE/USA



15 BRANDON CLARKE

POSITION: FORWARD
HEIGHT: 6'7 3/4"
WEIGHT: 210
PRIOR TO NBA: GONZAGA/CAN



14 DANNY GREEN

POSITION: GUARD/FORWARD
HEIGHT: 6'5 1/2"
WEIGHT: 220
PRIOR TO NBA: NORTH CAROLINA/USA



13 JAREN JACKSON JR.

POSITION: FORWARD/CENTER
HEIGHT: 6'11"
WEIGHT: 242
PRIOR TO NBA: MICHIGAN ST/USA



21 TYUS JONES

POSITION: GUARD
HEIGHT: 6'0 1/4"
WEIGHT: 196
PRIOR TO NBA: DUKE/USA



46 JOHN KONCHAR

POSITION: GUARD/FORWARD
HEIGHT: 6'4 3/4"
WEIGHT: 210
PRIOR TO NBA: FORT WAYNE/USA



3 JAKE LARAVIA

POSITION: FORWARD
HEIGHT: 6'7"
WEIGHT: 235
PRIOR TO NBA: WAKE FOREST/USA



6 KENNETH LOFTON JR.

POSITION: FORWARD/CENTER
HEIGHT: 6'8"
WEIGHT: 275
PRIOR TO NBA: LA TECH/USA




12 JA MORANT

POSITION: GUARD
HEIGHT: 6'2 1/2"
WEIGHT: 175
PRIOR TO NBA: MURRAY ST/USA



27 DAVID RODDY

POSITION: FORWARD
HEIGHT: 6'5"
WEIGHT: 255
PRIOR TO NBA: COLO. STATE/USA



35 KILLIAN TILLIE

POSITION: FORWARD/CENTER
HEIGHT: 6'10"
WEIGHT: 220
PRIOR TO NBA: GONZAGA/FRANCE



2 XAVIER TILLMAN Sr.

POSITION: FORWARD/CENTER
HEIGHT: 6'8"
WEIGHT: 245
PRIOR TO NBA: MICHIGAN ST/USA



8 ZIAIRE WILLIAMS

POSITION: GUARD/FORWARD
HEIGHT: 6'8 1/4"
WEIGHT: 185
PRIOR TO NBA: STANFORD/USA



5 VINCE WILLIAMS JR.

POSITION: GUARD/FORWARD
HEIGHT: 6'6"
WEIGHT: 205
PRIOR TO NBA: VCU/USA



ROSTER

PLAYERS

NO.	PLAYER	POSITION	HEIGHT	WEIGHT	DATE OF BIRTH	PRIOR TO NBA/HOME COUNTRY	YEARS PRO
4	Steven Adams	C	6-11	265	7/20/1993	Pittsburgh/New Zealand	9
7	Santi Aldama	F	6-11	224	1/10/2001	Loyola (MD)/Spain	1
22	Desmond Bane	G/F	6-6	215	6/25/1998	TCU/USA	2
24	Dillon Brooks	G/F	6-6 ½	220	1/22/1996	Oregon/Canada	5
1	Kennedy Chandler	G	6-0	171	9/16/2002	Tennessee/USA	R
15	Brandon Clarke	F	6-7 ¾	210	9/19/1996	Gonzaga/Canada	3
14	Danny Green	G/F	6-5 ½	220	6/22/1987	North Carolina/USA	13
13	Jaren Jackson Jr.	F/C	6-11	242	9/15/1999	Michigan State/USA	4
21	Tyus Jones	G	6-0 ¼	196	5/10/1996	Duke/USA	7
46	John Konchar	G/F	6-4 ¾	210	3/22/1996	Fort Wayne/USA	3
3	Jake LaRavia	F	6-7	235	11/3/2001	Wake Forest/USA	R
6	Kenneth Lofton Jr. ^{2W}	F/C	6-8	275	8/14/2002	Louisiana Tech/USA	R
12	Ja Morant	G	6-2 ½	175	8/10/1999	Murray State/USA	3
27	David Roddy	F	6-5	255	3/27/2001	Colorado State/USA	R
35	Killian Tillie	F/C	6-10	220	3/5/1998	Gonzaga/France	2
2	Xavier Tillman Sr.	F/C	6-8	245	1/12/1999	Michigan State/USA	2
8	Ziaire Williams	G/F	6-8 ¼	185	9/12/2001	Stanford/USA	1
5	Vince Williams Jr. ^{2W}	G/F	6-6	205	8/30/2000	VCU/USA	R

* - 2W indicates a Two-Way Player who will be eligible to play for the Memphis Grizzlies and the NBA G League's Memphis Hustle.

Head Coach

Taylor Jenkins (Pennsylvania)

Assistant Coach

Blake Ahearn (Missouri State)

Assistant Coach

Brad Jones (Lambuth)

Assistant Coach

Darko Rajakovic (Serbia)

Assistant Coach

David McClure (Duke)

Assistant Coach

James "Scoonie" Penn (Ohio State)

Assistant Coach

Sonia Raman (MIT)

Assistant Coach

Vitaly Potapenko (Wright State)

Head of Sports Medicine

Eric Oetter (Georgia)

PRONUNCIATION GUIDE

Santi Aldama (sahn-tee all-DAH-ma)

Vitaly Potapenko (po-TAH-pen-ko)

Dillon Brooks (DILL-en)

Darko Rajaković (rye-ahk-oe-vich)

John Konchar (con-char)

Sonia Raman (SOHN-ya RAH-mun)

Jake LaRavia (luh-RAY-vee-uh)

Killian Tillie (TILL-ee)

Ja Morant (Jah mo-RANT)

Xavier Tillman Sr. (Zavier)

Eric Oetter (Otter)

Ziaire Williams (zy-air)

HOW THE GRIZZLIES WERE BUILT



INTRO

PLAYERS

EXECUTIVE

BASKETBALL OPS

BUSINESS OPS

MEDIA

COMMUNITY

HISTORY

PLAYOFFS

REVIEW

OPPONENTS

NBA

FEDERATION

AT A GLANCE

THROUGH THE DRAFT (3)

Jaren Jackson Jr. 2018 NBA Draft (4th overall, first round); signed multi-year contract on July 1, 2018

Ja Morant 2019 NBA Draft (2nd overall, first round); signed multi-year contract on July 1, 2019

Vince Williams Jr. 2022 NBA Draft (47th overall, second round); signed two-way contract on July 2, 2022

THROUGH TRADES (11)

Dillon Brooks Draft rights (45th overall in 2018) acquired from the Houston Rockets for a 2018 second round draft pick; signed a multi-year contract on July 21, 2017

Brandon Clarke Draft rights (21st overall in 2019) acquired from the Oklahoma City Thunder for the draft rights to Darius Bazley (23rd overall in 2019) and a 2024 second round draft pick on July 6, 2019

Xavier Tillman Sr. Draft rights (35th overall in 2020) acquired from the Sacramento Kings for the draft rights to Robert Woodard II (40th overall) and a 2022 second round draft pick on Nov. 19, 2020; signed a multi-year contract on Nov. 28, 2020

Desmond Bane Draft rights (30th overall in 2020) acquired from the Boston Celtics in a three-team trade also involving the Portland Trail Blazers on Nov. 20, 2020; Memphis traded two future second round picks to Boston and traded cash considerations to Portland; Portland traded Mario Hezonja to Memphis; Boston traded Enes Kanter to Portland; signed a multi-year contract on Nov. 25, 2020

Steven Adams Acquired from the New Orleans Pelicans with Eric Bledsoe, the draft rights to Ziaire Williams (10th overall in 2021), the draft rights to Jared Butler (40th overall in 2021), a protected 2022 first round draft pick (via Los Angeles Lakers) and a future second round draft pick; the Memphis Grizzlies traded Jonas Valanciunas, the draft rights to Trey Murphy (17th overall in 2021) and the draft rights to Brandon Boston (51st overall in 2021) to the New Orleans Pelicans and the draft rights to Tyler Harvey (51st overall in 2015) to the Charlotte Hornets; the Charlotte Hornets traded the Devonte' Graham to the New Orleans Pelicans; the New Orleans Pelicans traded Wesley Iwundu and a protected 2022 first round draft pick to the Charlotte Hornets in a three-team trade on Aug. 7, 2021

Ziaire Williams Draft rights (10th overall in 2021) acquired from the New Orleans Pelicans with Steven Adams, Eric Bledsoe, the draft rights to Jared Butler (40th overall in 2021) and a protected 2022 first round draft pick (via Los Angeles Lakers); the Memphis Grizzlies traded Jonas Valanciunas, the draft rights to Trey Murphy (17th overall in 2021) and the draft rights to Brandon Boston (51st overall in 2021) to the New Orleans Pelicans and the draft rights to Tyler Harvey (51st overall in 2015) to the Charlotte Hornets; the Charlotte Hornets traded the Devonte' Graham to the New Orleans Pelicans; the New Orleans Pelicans traded Wesley Iwundu and a protected 2022 first round draft pick to the Charlotte Hornets in a three-team trade on Aug. 7, 2021

Santi Aldama Draft rights (30th overall in 2021) acquired from the Utah Jazz for the draft rights to Jared Butler (40th overall in 2021) and two future second round draft picks on Aug. 7, 2021

Jake LaRavia Draft rights (19th overall in 2022) acquired from the Minnesota Timberwolves for the draft rights to Walker Kessler (22nd overall in 2022) and TyTy Washington Jr. (29th overall in 2022) on June 24, 2022; signed a multi-year contract on July 1, 2022

Danny Green Acquired from the Philadelphia 76ers with the draft rights to David Roddy (23rd overall in 2022) for De'Anthony Melton on June 24, 2022

David Roddy Draft rights (23rd overall in 2022) acquired from the Philadelphia 76ers with Danny Green for De'Anthony Melton on June 24, 2022; signed a multi-year contract on July 1, 2022

Kennedy Chandler Draft rights (38th overall in 2022) acquired from the San Antonio Spurs for a 2024 second round draft pick on June 24, 2022; signed a multi-year contract on July 6, 2022

THROUGH FREE AGENCY (4)

John Konchar Signed a two-way contract on July 7, 2019; re-signed to a multi-year contract on Nov. 22, 2020

Tyus Jones Signed a multi-year offer sheet on July 7, 2019; signed a multi-year contract on July 11, 2019

Killian Tillie Signed a two-way contract on Nov. 24, 2020; re-signed to a two-way contract on Aug. 11, 2021.

Kenneth Lofton Jr. Signed a two-way contract on July 2, 2022



EXECUTIVE





ROBERT PERA

CHAIRMAN AND CONTROLLING OWNER

Robert Pera has served as Chairman and Controlling Owner of the Grizzlies since 2012. Pera has made significant investments into the Grizzlies, and under his stewardship, the organization has experienced unprecedented success, including a club-record 56-win season and the club's first appearance in the Western Conference Finals. The Grizzlies have also won more playoff games during Pera's tenure than in the 17 seasons prior. More importantly, Pera has stayed true to his commitment to "make a positive and meaningful difference in the community," becoming a strong supporter of the Grizzlies Foundation. Understanding the power of sport to transform lives, particularly those of children at risk, the Grizzlies Foundation has invested significantly in: increasing the number of high school graduates prepared for success in college and the workforce; enabling positive adult mentors to engage in youth mentoring and development; and ensuring that all Memphians have access to healthy exercise spaces. The Grizzlies are the first professional sports team

ever to receive the prestigious President's Council on Fitness, Sports and Nutrition Award in recognition of exemplary service to the broader community.

Pera established his first computer services company at the age of 16, and founded Ubiquiti Inc., a next-generation, global communications technology company, with \$30,000 of his personal savings. Pera saw an opportunity to enhance existing 802.11 WiFi technology such that it could be used to bring the internet to underserved areas (e.g., rural areas and developing regions) lacking the infrastructure to access the internet through traditional avenues. Ubiquiti has since successfully expanded into new market segments (e.g., enterprise-class networking equipment and consumer electronics). Under Pera's leadership, Ubiquiti has made meaningful progress towards closing the digital divide. Ubiquiti's community of grass roots operators have connected millions of people to the Internet in some of the most remote regions in the world. Pera continues to serve as Ubiquiti's Chief Executive Officer and Chairman, roles for which he does not receive any equity compensation.

Pera has received numerous accolades and widespread media recognition, including Top 10 "Young and Powerful CEOs under 40" and Top 10 "Youngest Billionaires in the World." Pera earned a Bachelor of Arts in Japanese Language, a Bachelor of Science in Electrical Engineering and a Master of Science in Electrical Engineering, all from the University of California, San Diego. Upon graduating, he accepted a position as a hardware engineer at Apple where he worked until leaving to launch Ubiquiti.



JOE ABADI

DIRECTOR

Joe Abadi has served as Director of the Memphis Grizzlies since 2014.

BASKETBALL OPERATIONS





ZACHARY Z. KLEIMAN

PRESIDENT OF BASKETBALL OPERATIONS & GENERAL MANAGER

Zachary Z. Kleiman, President of Basketball Operations & General Manager, enters his eighth season with the Memphis Grizzlies. As the Grizzlies' lead basketball operations executive and personnel decision-maker, Kleiman oversees and manages all basketball matters, including professional and amateur scouting, draft preparations, player acquisitions, salary cap management, team operations and sports medicine programming.

Kleiman hired Taylor Jenkins as head coach, selected Ja Morant and Desmond Bane in the NBA Draft and further assembled a roster that posted the second-best record (56-26) in the NBA last season, tying the franchise record and capturing the Southwest Division championship, the first division title in franchise history. He was recognized as the 2021-22 NBA Basketball Executive of the Year, becoming the youngest recipient of the award.

Kleiman served the Grizzlies as Assistant General Manager during the 2018-19 season and joined the organization in 2015 as the team's in-house legal counsel, in which capacity he was responsible for drafting, reviewing and negotiating agreements and providing guidance in connection with a broad range of business and basketball matters.

Prior to joining the Grizzlies, Kleiman practiced law at Proskauer Rose LLP, an international law firm based in New York. At Proskauer, Kleiman represented clients in the sports industry – including the National Basketball Association, Major League Soccer, Major League Baseball and the Buffalo Bills – in connection with an array of corporate matters, including team acquisitions and sales, financings, media rights, sponsorships and other commercial transactions.

Kleiman began his career in professional sports with internships with the then-Charlotte Bobcats (Basketball Operations), Oakland Raiders (Legal), Los Angeles Lakers (Public Relations) and New York Knicks (Basketball Operations).

Kleiman earned his bachelor's degree in psychology from the University of Southern California and his J.D. from the Duke University School of Law.



TAYSHAUN PRINCE

VICE PRESIDENT OF BASKETBALL AFFAIRS

Tayshaun Prince enters his sixth season in the Memphis Grizzlies' front office and his fourth as Vice President of Basketball Affairs after serving the previous two seasons as Special Advisor to the General Manager. In his current role, Prince serves as a mentor for younger players on the team, consults with the team's front office and coaching staff and assists in the scouting and evaluation of pro and college personnel.

Prince returned to Memphis in 2017 following a 14-year NBA career during which he captured the 2003-04 NBA championship as a member of the Detroit Pistons, earned four consecutive All-Defensive Second Team honors (2004-08) and helped lead the Grizzlies to the Western Conference Finals in 2013. Prince ranks fifth in Pistons franchise history in games played (792) and three-point field goals made (510), eighth in points (10,006) and blocks (448) and ninth in assists (2,074).

Selected 23rd overall in the 2002 NBA Draft, Prince appeared in 1,017 regular season games (902 starts) for the Pistons, Grizzlies, Boston Celtics and Minnesota Timberwolves and averaged 11.1 points, 4.3 rebounds and 2.4 assists in 31.0 minutes. He enjoyed a four-year collegiate career at the University of Kentucky, where he was named the Southeastern Conference Player of the Year and earned Consensus All-American Second Team honors in 2001. Prince graduated with a degree in sociology.

Prince was a member of the 2008 United States Men's National Basketball Team, which won the gold medal in the 2008 Summer Olympics in Beijing, China.



RICH CHO

VICE PRESIDENT OF BASKETBALL STRATEGY

Rich Cho enters his fourth season with the Memphis Grizzlies as Vice President of Basketball Strategy. Cho assists Executive Vice President of Basketball Operations & General Manager Zach Kleiman in various aspects of Basketball Operations, including salary cap matters, basketball analytics, player contracts and player acquisitions.

A native of Myanmar who immigrated to the United States with his family in 1968 when he was three years old, Cho became the first Asian-American general manager in American major league sports when he served as General Manager of the Portland Trail Blazers in 2010-11. He then worked seven seasons (2011-18) as General Manager of the Charlotte Hornets, where he served as the franchise's

lead Basketball Operations executive.

Prior to his stint in Portland, Cho spent 10 seasons (2000-10) as Assistant General Manager of the Seattle SuperSonics/Oklahoma City Thunder. He entered the NBA in 1995 as an intern with the SuperSonics while earning a law degree from Pepperdine University School of Law. After serving as a part-time consultant for the SuperSonics in 1997, Cho was hired as the team's director of basketball affairs in 1998 before being promoted to Assistant General Manager in 2000.

A member of the Washington State Bar, Cho also served as Vice President of Legal for the SuperSonics from 2005-07 in addition to his duties as Assistant GM. Following the team's move to Oklahoma City, Cho also oversaw the Thunder's NBA G League affiliate, the Tulsa 66ers, and their run to the championship game in 2009-10.

Cho earned an engineering degree from Washington State University and worked as an engineer at Boeing in Seattle from 1989-94 before leaving to enroll at Pepperdine in order to pursue his passion in professional sports. His law degree from Pepperdine includes an emphasis in sports law, contract negotiations and dispute resolution.

During his internship with the SuperSonics, Cho, along with two Microsoft programmers, helped design and implement one of the NBA's most advanced and comprehensive college and professional player evaluation systems that integrates player statistics, scouting information and contract details.

An avid explorer of restaurants and cuisine, Cho founded an interactive food blog site called Bigtime Bites (bigtimebites.com) to bring basketball fans and food lovers across the country together. Cho also enjoys staying active by playing basketball, tennis, ping pong and pickleball in his spare time. During the 2017 NBA Summer League in Las Vegas, Cho won the NBA Summer League Table Tennis Challenge Benefitting St. Jude Children's Research Hospital for the second time (previously won in 2013). As a competitive pickleball player, Cho is sponsored by Onix Pickleball. In 2018, Cho won the Thailand Open and U.S. Mid-Atlantic Regional Pickleball Championships and has played in both the U.S. Open and U.S. National Pickleball Championships. Cho and his wife, Julie, have two daughters, Miranda and Annika.



CHRIS MAKRIS

VICE PRESIDENT OF PLAYER PERSONNEL

Chris Makris enters his ninth season with the Memphis Grizzlies and his first as Vice President of Player Personnel. Makris oversees all aspects of the Grizzlies' player evaluation process, including preparation for the NBA draft, free agency and trade opportunities. In addition, he is an integral part of the team's strategic process regarding salary cap and collective bargaining agreement-related decisions.

Before joining the Grizzlies, Makris served nine seasons as general manager of the NBA G League's Iowa Energy. Appointed as Iowa's GM at age 27, Makris guided the franchise to four division titles and the 2011 NBA G League championship. During his tenure, he became the NBA G League's all-time leader for regular season wins by a general manager and the only GM in league history to guide his teams to four division crowns. Under his direction, the Energy tied a league record by qualifying for the playoffs four consecutive seasons (2008-12).

The Rhinelander, Wisc. native has one son, Hudson. He attended Drake University, where he played quarterback on the football team.



CHANTAL HASSARD

VICE PRESIDENT OF TEAM OPERATIONS AND PLAYER PROGRAMS

Chantal Hassard enters her 28th season with the Grizzlies organization and seventh as Vice President of Team Operations and Player Programs. An original member of the franchise's basketball operations department, Hassard has worked closely with each head coach since the Grizzlies' inaugural season in 1995 in Vancouver.

Expanding from her previous roles as Director of Team Services and Director of Team Operations, Hassard manages the Grizzlies' administration systems and development and serves as the team's player development representative, providing Grizzlies players with educational programs and critical support services. She also ensures team-related activities are arranged and maintains on- and off-court

community initiatives.

Prior to joining the Grizzlies, Hassard began her sports career in 1993 as the team operations assistant for the NHL's Vancouver Canucks.

Hassard supports the National Bone Marrow Donor Program and animal welfare organizations. She also serves as a member of the NBA's steering committee on player development.



ELLIOT PERRY

DIRECTOR OF PLAYER SUPPORT

Memphis native Elliot Perry enters his 16th season with the Memphis Grizzlies and ninth in the Basketball Operations department as Director of Player Support. In this role, Perry's responsibilities include but are not limited to preparing Grizzlies players for life after basketball and advising with respect to community investment. In addition, Perry has been a limited partner of the Grizzlies' ownership group since 2005 and is entering his 14th season on the team's radio broadcast as an analyst alongside play-by-play announcer Eric Hasseltine.

A graduate of Treadwell High School, Perry started every game in his four-year collegiate career (1987-91) with his hometown Memphis State Tigers and led his team to two NCAA Tournament berths, including a second round appearance in 1987, before graduating with a degree in marketing. Selected 37th overall in the 1991 NBA Draft, Perry played 10 seasons in the NBA for seven different teams, including a two-game stint with the Grizzlies in his final season (2001-02). Perry, who became known as "Socks" because of his trademark knee-highs, finished runner-up for the 1995 NBA Most Improved Player Award as a member of the Phoenix Suns.

Perry, a 2009 inductee in the Tennessee Sports Hall of Fame, is committed to making a difference in his community. He founded the SOCKS (Supporting Our Community and KidS) Banquet to provide financial support to those organizations that are making a difference in the Memphis area as it relates to kids. Perry also is an active member of the Grizzlies Foundation mentoring programs and serves as Chairman of the Grizzlies Foundation Board. He also is a current board member of the National Civil Rights Museum and New Hope Christian Academy (NHCA).



GLEN GRUNWALD

SENIOR ADVISOR

Glen Grunwald enters his fourth season with the Memphis Grizzlies as Senior Advisor for the franchise's Basketball Operations department. Grunwald also currently serves as Executive Advisor, Basketball Operations for Canada Basketball, where he recently retired as its President and Chief Executive Officer after three years at the helm. He also served as a member of the Working Group on Match Manipulation and Gambling in Sport in Canada.

Grunwald brings nearly 20 years of senior executive experience to the Grizzlies following his tenures with the Toronto Raptors and New York Knicks. Hired by the Knicks in 2006, Grunwald spent seven seasons (2006-13) in New York, including the last two as Executive Vice President and General Manager, constructing a roster that won 54 games in his final season at the helm (2012-13). An original member of Toronto's front office, Grunwald served a decade (1994-2004) with the Raptors, including his final seven seasons (1997-2004) as General Manager, and led the organization to its first three playoff appearances (2000-02).

Prior to joining the Raptors, Grunwald also spent four years as Vice President, General Counsel for the Denver Nuggets. Grunwald, who earned Canadian citizenship in 1999, also worked for two years (2004-06) as President and CEO of the Toronto Board of Trade before joining the Knicks. Grunwald also has experience at the college level, having worked four seasons (2014-18) as Director of Athletics and Recreation at McMaster University in Hamilton, Ontario, Canada. He is the co-founder and chairman of HoopDome, Toronto's premier public basketball facility. Grunwald also serves as a mediator for ADR Chambers.

The Chicago native graduated from Indiana University, where he co-captained the Hoosiers' 1981 NCAA Championship team before being drafted by the Boston Celtics in the 1981 NBA Draft. He earned his law degree from Northwestern in 1984 and added a master's degree in business administration from Indiana in 1986.

- INTRO
- PLAYERS
- EXECUTIVE
- BASKETBALL OPS
- BUSINESS OPS
- MEDIA
- COMMUNITY
- HISTORY
- PLAYOFFS
- REVIEW
- OPPONENTS
- NBA
- FEDERATION
- AT A GLANCE



BASKETBALL OPS



TAYLOR JENKINS

HEAD COACH

Taylor Jenkins enters his fourth season as head coach of the Memphis Grizzlies after being named to the position on June 11, 2019.

Last season, Jenkins guided the Grizzlies to a 56-26 record, the second-best record in the NBA and tied for the best single-season record in franchise history. Memphis earned the No. 2 seed in the Western Conference Playoffs, a franchise best, and advanced to the Western Conference Semifinals for the first time since 2015. The Grizzlies also captured the Southwest Division championship during the regular season, the first division title in franchise history.

Jenkins finished second in the voting for the 2021-22 NBA Coach of the Year award and received Western Conference Coach of the Month honors for December 2021. Memphis led the NBA in rebounds, offensive rebounds, steals, points in the paint, second chance points and fast break points last season, setting franchise records in every category. The Grizzlies also paced the league in blocks and became the first team in NBA history to lead the league in rebounds, steals and blocks.

Memphis has established a new franchise record for scoring average in each of Jenkins' first three seasons on the sidelines, scoring 115.6 points per game in 2021-22. Jenkins has guided the Grizzlies, one of the league's youngest rosters, to the NBA Playoffs in each of the last two seasons and the NBA Play-In Game in 2020.

Jenkins joined the Grizzlies after serving the 2018-19 season as an assistant coach under two-time NBA Coach of the Year Mike Budenholzer with the Milwaukee Bucks, helping guide the team to the NBA's best regular season record (60-22), a trip to the 2019 Eastern Conference Finals and the league's highest-scoring offense (118.1 points per game). He was an assistant coach for Team Giannis in the 2019 NBA All-Star Game.

Before his time with the Bucks, Jenkins spent five seasons (2013-18) as an assistant coach under Budenholzer with the Atlanta Hawks, where he helped coach the team to four postseason appearances, including the 2015 Eastern Conference Finals. He was an assistant coach for the 2015 NBA Eastern Conference All-Star Team.

Jenkins' previous experience includes one season (2012-13) as head coach of the Austin Toros (now Spurs), the NBA G League affiliate of the San Antonio Spurs, where he led the team to the NBA G League Playoffs. Jenkins had spent four seasons (2008-12) as an assistant coach with the Toros, working under head coaches Quin Snyder and Brad Jones, and was a member of the club's 2012 championship team and playoff runs in 2009 and 2010. He interned with San Antonio's basketball operations department during the 2007-08 season.

Jenkins attended The Wharton School at the University of Pennsylvania and graduated with a Bachelor of Science degree in Economics while concentrating in Management and minoring in Psychology. He and his wife, Chantall, have three sons and one daughter.

CAREER RECORD		W	L	WIN%
2019-20	Memphis	34	39	.466
2020-21	Memphis	38	34	.528
2021-22	Memphis	56	26	.683
TOTAL		128	99	.564





BLAKE AHEARN

ASSISTANT COACH

Blake Ahearn enters his fourth season as an assistant coach under head coach Taylor Jenkins.

Ahearn previously served three seasons as head coach of the NBA G League's Austin Spurs, where he guided the team to the 2018 NBA G League championship. Prior to his time in Austin, Ahearn served one season as head coach of his high school alma mater, De Smet Jesuit, and one season as head coach at Clayton High School, both in St. Louis.

Ahearn played professionally for eight seasons, including three in the NBA with the Miami Heat (2007-08), San Antonio Spurs (2008-09) and Utah Jazz (2011-12). During his time in the NBA G League, Ahearn was named the 2007-08 NBA G League Rookie of the Year, selected to the NBA G League First Team twice (2009, 2012) and won the 2015 NBA G League Championship as a member of the Santa Cruz Warriors. He also played professionally in Spain, Italy, China, Ukraine and Puerto Rico.

The St. Louis native played collegiately at Missouri State University (2003-07), where he was named the Missouri Valley Conference Freshman of the Year and earned All-MVC First Team honors during his junior and senior seasons. Ahearn is the NCAA's all-time leader in free throw percentage, connecting on 94.6 percent (435-of-460) of his shots from the foul line, and holds the single-season NCAA record, shooting 97.5 percent (117-of-120) as a freshman.



BRAD JONES

ASSISTANT COACH

Brad Jones begins his fifth season in the Memphis Grizzlies organization and his fourth as an assistant coach under head coach Taylor Jenkins. Jones served as head coach of the Memphis Hustle, the Grizzlies' NBA G League affiliate, during the 2018-19 season, leading the club to its first playoff appearance and victory during its run to the 2019 Western Conference Semifinals.

Prior to joining the Grizzlies organization, Jones served as General Manager of the NBA G League's Iowa Wolves and as a pro scout for the NBA parent club, the Minnesota Timberwolves, from 2016-18. Jones won an NBA G League championship in 2012 as head coach of the then Austin Toros (now Spurs) and also led the Utah Flash to the 2009 NBA G League Finals. In five combined seasons with the two teams (Utah, 2007-10; Austin, 2010-12), Jones compiled a 148-118 (.556) record, submitting a winning record for both teams and winning two Western Conference titles. Jones still owns Austin's franchise record for wins in a regular season (33).

Jones' experience also extends to the NBA coaching ranks, spending four seasons with the Utah Jazz (2012-16) where he worked his way from assistant coach for player development to Quin Snyder's lead assistant coach for his final two seasons in Salt Lake City.

Jones began his coaching career in 1990 at his alma mater of Lambuth University in Jackson, Tennessee and served as the Eagles' head coach from 1996-2001. As a senior at Lambuth, he was the captain of the basketball team and was named the school's Male Athlete of the Year and Scholar Athlete of the Year. He earned his master's degree in kinesiology from the University of Memphis.

Jones and his wife Lori have three children: Justin, Isabella and Jackson.

INTRO

PLAYERS

EXECUTIVE

BASKETBALL OPS

BUSINESS OPS

MEDIA

COMMUNITY

HISTORY

PLAYOFFS

REVIEW

OPPONENTS

NBA

FEDERATION

AT A GLANCE



BASKETBALL OPS

BASKETBALL
OPS



DARKO RAJAKOVIĆ

ASSISTANT COACH

Darko Rajakovic enters his third season with the Memphis Grizzlies as an assistant coach under head coach Taylor Jenkins.

Rajakovic previously worked as an assistant coach under head coach Monty Williams with the Phoenix Suns during the 2019-20 season, helping guide the team to its highest winning percentage (.466) since the 2014-15 season and a perfect 8-0 record during the NBA restart at Walt Disney World in Orlando.

Prior to his time in Phoenix, Rajakovic served seven seasons (2012-19) with the Oklahoma City Thunder, spending the last five seasons as an assistant coach. The Thunder averaged 49 wins during his five seasons as an assistant coach with four playoff appearances, including a trip to the 2016 Western Conference Finals. In addition, he served as the Thunder's head coach at NBA Summer League in Las Vegas in 2014 and 2015.

Rajakovic initially joined the Thunder in 2012 as head coach of the team's then-NBA G League affiliate, the Tulsa 66ers, becoming the first head coach born outside North America in NBA G League history. In two seasons (2012-14) as Tulsa's head coach, Rajakovic recorded a 51-49 record (.510) and a trip to the 2013 NBA G League semifinals. While serving as Tulsa's head coach, he was included as one of the Thunder's assistant coaches at the 2014 NBA All-Star Game in New Orleans.

A native of Serbia, Rajakovic served as an assistant coach for Serbia's national team at the 2019 FIBA World Cup in China. Serbia finished fifth at the event, including a win over the United States in the classification round. His international coaching career also includes three seasons (2009-12) as head coach of Espacio Torrelodones in Spain, where he led the team to the championship of the Primera Division de Baloncesto in Madrid in his first season.

Rajakovic began his coaching career at 16 years old with the Borac Cacak Youth Team in his hometown of Cacak, Serbia. After three seasons (1996-99) with Borac Cacak, he was named the head coach of the U20 and U18 teams of Red Star Belgrade and led Red Star to two Serbian championships during his eight-year tenure (1999-2007). Rajakovic received a basketball coaching degree from the Belgrade Basketball Academy in 2004 and a degree in sports management from Alfa BK University in Belgrade in 2006.



DAVID McCLURE

ASSISTANT COACH

David McClure begins his fourth season with the Memphis Grizzlies as an assistant coach under head coach Taylor Jenkins.

McClure joined the Grizzlies staff prior to the 2019-20 season after spending three seasons (2016-19) under head coach Nate McMillan as an assistant coach leading the player development department for the Indiana Pacers, where he was a part of three straight playoff appearances in 2017, 2018 and 2019. He spent two previous seasons (2014-16) as a player development quality assurance assistant for the San Antonio Spurs, where he worked with Spurs head coach Gregg Popovich.

A graduate of Duke University, the Connecticut native played five years (2004-09) for head coach Mike Krzyzewski and was a member of the Blue Devils' ACC title teams in 2005, 2006 and 2009.

After leaving Duke, McClure played the 2009-10 season with the NBA G League's Austin Toros (now Spurs) and was coached by Jenkins, who was an assistant in Austin under current Utah Jazz head coach Quin Snyder. He also played professionally for four years (2010-14) in the Lithuanian Basketball League.



JAMES "SCOONIE" PENN

ASSISTANT COACH

James "Scoonie" Penn enters his fourth season with the Memphis Grizzlies as an assistant coach for head coach Taylor Jenkins following two seasons (2017-19) as director of player development at his alma mater of The Ohio State University.

Penn originally attended Boston College where he was named the 1995-96 Big East Rookie of the Year, 1996-97 Big East Tournament MVP and 1996-97 All-Big East First Team. He then transferred to Ohio State, where he was named the 1998-99 Big Ten Player of the Year and led the Buckeyes to the 1999 NCAA Final Four.

A two-time All-American and All-Big Ten selection while at Ohio State, Penn scored 1,076 points for the Buckeyes, and his 123 points scored in NCAA Tournament play rank seventh in program history.

Voted into The Ohio State Athletics Hall of Fame in 2013, the Massachusetts native was drafted by the Atlanta Hawks in the second round of the 2000 NBA Draft and enjoyed an 11-year professional career in Europe.



SONIA RAMAN

ASSISTANT COACH

Sonia Raman enters her third season with the Memphis Grizzlies as an assistant coach under head coach Taylor Jenkins.

Raman previously served 12 seasons (2008-20) as the head women's basketball coach at Massachusetts Institute of Technology (MIT), where she led the Engineers to the program's first two New England Women's and Men's Athletic Conference (NEWMAC) championships (2018, 2019) and the 2020 championship game. MIT enjoyed unprecedented success under Raman, whose tenure produced two NCAA Tournament berths and a 91-45 record (.669) over her final five seasons.

In September 2017, Raman was selected to serve a two-year term on the Coaches Council for the Alliance of Women Coaches, dedicated to leading the field of women coaches at all levels by providing support, resources, events and programs which address the needs and interests of its members.

Prior to her arrival in Cambridge, Raman served six seasons (2002-08) as the top assistant coach at Wellesley College, where she scouted opponents, assisted with practice and game planning, managed individual player skill and leadership development and served as the Blue's primary recruiter.

Raman began her intercollegiate coaching career with a two-year stint as an assistant coach at her alma mater, Tufts University. A four-year player and a captain for the Jumbos, she graduated in 1996 with a Bachelor of Arts degree in International Relations. Raman went on to receive a Juris Doctor from Boston College Law School in 2001.



VITALY POTAPENKO

ASSISTANT COACH

Vitaly Potapenko begins his fifth season as an assistant coach for the Memphis Grizzlies and his fourth season on the sidelines under head coach Taylor Jenkins.

Before joining the Grizzlies prior to the 2018-19 season, Potapenko served five seasons (2013-18) as the assistant director of player development for the Cleveland Cavaliers. Prior to his time in Cleveland, Potapenko spent one season (2012-13) as an assistant coach with the NBA G League's Santa Cruz Warriors, helping guide the team to its first G League Finals appearance. He also was as an assistant coach for the Dakota Wizards during the 2011-12 season before the franchise relocated to Santa Cruz.

Potapenko served an assistant coach for the Indiana Pacers during the 2010-11 season after serving as an assistant coach for the G League's Fort Wayne Mad Ants in 2009-10.

Selected by Cleveland with the 12th overall pick in the 1996 NBA Draft, Potapenko appeared in 610 games (189 starts) with four teams and averaged 6.5 points and 4.5 rebounds in 19.0 minutes over 11 seasons (1996-2007).

A native of Kyiv, Ukraine, Potapenko played two years (1992-94) for Budivelnik before his time in the NBA and finished his professional career playing for MMT Estudiantes in the Spanish ACB during the 2007-2008 season. Nicknamed "The Ukraine Train," Potapenko played two seasons collegiately at Wright State University where he was named All-Midwestern Collegiate Conference.



JASON MARCH

MEMPHIS HUSTLE HEAD COACH

Jason March enters his fourth season as head coach of the Memphis Hustle and his 13th with the Memphis Grizzlies organization.

March has led the Hustle to a 47-43 record (.522) in his first four seasons as head coach of the Grizzlies' NBA G League affiliate. He was named NBA G League Coach of the Month in November 2019 in his first month on the sidelines, and 10 Hustle players have earned NBA call-ups during his tenure.

March served nine seasons (2007-16) with the Grizzlies, including the final three seasons as an assistant coach and advance scout. During his first stint in Memphis, he coached the Grizzlies' summer league team to the championship at the 2015 Orlando Pro Summer League. He also worked in the video department,

rising to Director of Basketball Information and Technologies.

The Florida native worked three seasons (2016-19) as an assistant coach with the Sacramento Kings and his first two NBA seasons (2005-07) as an assistant video coordinator with the Phoenix Suns.

A graduate of Florida State University, March resides in Olive Branch, Miss. with his wife Barkley and two children, Easton and Oakley.



BASKETBALL OPS



ERIC OETTER

HEAD OF SPORTS MEDICINE

Eric Oetter enters his seventh season with the Memphis Grizzlies and fifth in his current role as Head of Sports Medicine. As a dual-credentialed performance therapist, Oetter directs an interdisciplinary team of athletic trainers, performance coaches, physical therapists, sport scientists and dietetic chefs in the pursuit of health optimization and performance longevity for the Grizzlies' athletes.

Before coming to Memphis, Oetter was a Ph.D. candidate in Georgia Tech's Applied Physiology program, focusing his studies on the brain and nervous system rehabilitation. Oetter earned his Doctor of Physical Therapy degree from the Emory University School of Medicine. He also holds a Bachelor's of Science degree in Exercise and Sport Science from the University of Georgia and is certified by the National

Strength and Conditioning Association as a Certified Strength and Conditioning Specialist.



CHELSEI DAY

DIRECTOR OF MENTAL PERFORMANCE AND WELLNESS

Chelsi Day joins the Memphis Grizzlies this season as Director of Mental Performance and Wellness. A clinical psychologist specializing in sport and performance psychology, she is responsible for the mental performance enhancement and mental health support for players, staff, and families.

Before coming to Memphis, Day spent six years in collegiate athletics as a sport psychologist in the athletics departments at The Ohio State University and Indiana University. She earned her Master and Doctorate in Clinical Psychology at Antioch University New England in Keene, N.H. In addition, she obtained a Master of Applied Sport Psychology from The Chicago School of Professional Psychology



CHRISTOPHER CHASE

DIRECTOR OF PERFORMANCE

Chris Chase enters his sixth season with the Memphis Grizzlies and fifth as Director of Performance. He previously served as a strength and conditioning coach for the Atlanta Hawks and the University of Southern California.

Chase holds a Bachelor of Science degree in Exercise Science from the University of Connecticut, a Master of Science degree in Strength and Conditioning from Springfield College and is certified by the National Strength and Conditioning Association as a Certified Strength and Conditioning Specialist.



MICHAEL RONCARATI

HEAD OF RECONDITIONING

Michael Roncarati enters his 10th NBA season, his fourth season with the Memphis Grizzlies and his first as Head of Reconditioning. Roncarati, who joined the Grizzlies in 2019 as Director of Rehabilitation after previously serving on the training staffs of the Golden State Warriors, Atlanta Hawks and Sacramento Kings, is a dual-credentialed performance physical therapist and strength and conditioning coach who manages reconditioning cases.

The Cumberland, R.I. native earned his Doctor of Physical Therapy degree from Northeastern University in Boston..



JARRED BOYD

DIRECTOR OF REHABILITATION

Jarred Boyd enters his fourth season with the Memphis Grizzlies and first in his current role as Director of Rehabilitation. Boyd, who joined the Grizzlies in 2019 as a performance therapist, is a board-certified sports clinical specialist and is responsible for leading the rehabilitation team in the pursuit of reducing athletic performance constraints.

The Roanoke, Va. native attended Shenandoah University in Winchester, Va., and has performed clinical rotations at The University of Tennessee, United States Air Force Academy, and EXOS, ultimately earning a Master's in Athletic Training and a Doctorate in Physical Therapy.



PETE ELLIOTT

HEAD ATHLETIC TRAINER

Pete Elliott enters his second season with the Memphis Grizzlies as Head Athletic Trainer. Before joining the Grizzlies, Elliott served three seasons as Assistant Athletic Trainer for the Detroit Pistons and previously was the Head Athletic Trainer for the NBA G League's Erie BayHawks. He also spent one season as an intern athletic trainer with the Brooklyn and Long Island Nets and worked three years in high school outreach with Vanderbilt University Medical Center.

Elliott is a Certified Athletic Trainer (ATC), Certified Strength and Conditioning Specialist (CSCS), as well as a Corrective Exercise Specialist (CES) and Performance Enhancement Specialist (PES). He is a 2010 graduate of the University of Vermont with a Bachelor's of Athletic Training, and a 2017 graduate of Long

Island University Brooklyn with a Master's of Exercise Science.

Elliott and his wife, Jules, live in Memphis with their dog, Flapjack.

INTRO

PLAYERS

EXECUTIVE

BASKETBALL
OPS

BUSINESS
OPS

MEDIA

COMMUNITY

HISTORY

PLAYOFFS

REVIEW

OPPONENTS

NBA

FEDERATION

AT A GLANCE



BASKETBALL OPS



Ariana Andonian



Nolan Anschuetz



Katie Babcock



Cally Beltz



Rashaun Broadus



J.T. Campbell



De'Jun Canady



Mariah Chandler



Joey Davey



Eric Dawson



Winta Desta



Ann Drum



Tommy Eames



Trinity Elliott



Brady Graber



Kevin Helms



Josh Henderson



Adam Johansen



Michael Joiner



Kyle Lodermeier



Charlie Logan



Ivan Lukic



Daniel Marcus



Tiffany Maye



Cory McCain



Robert McGhee



Erin McKinney



Briane Miller



Michael Noyes



Chinedu Nwakchukwu



Davide Prati



David Russell



Erik Schmidt



Jakob Schmidt



Eric Schmitt



TC Swirsky



Shane Turner



Michael Whalen

NOT PICTURED:

Scott Bullock
Jackson Hoy
Alex Hubelbank
Corey Koller
Ty Lai

Durwood McCoy
Eric Rubenstein
Ricky Scricca
Robel Taame
Mitchell Wilbekin



MEMPHIS HUSTLE

NBA G LEAGUE

The Memphis Hustle enters its sixth season in the NBA G League as the affiliate of the Memphis Grizzlies. Led by head coach Jason March, the Hustle practice at the Built Ford Tough Training Facility at FedExForum and play home games at the Landers Center in Southaven, Miss.

March returned to the Grizzlies organization on Aug. 5, 2019, following three seasons as an assistant coach for the Sacramento Kings. The Florida State University graduate previously worked nine seasons (2007-16) for the Grizzlies, including three seasons as an assistant coach and advance scout, and led the Grizzlies' summer league team to the 2015 Orlando Pro Summer League championship.

Five members of the Grizzlies' 2022-23 roster have prior experience in the NBA G League.

The Grizzlies and NBA G League announced that the Grizzlies had acquired the right to own and operate an NBA G League expansion team in March 2018, becoming the 19th NBA team to own and operate a G League affiliate. The Grizzlies unveiled their NBA G League team name and logo on June 1, 2018.

The Hustle earned its first postseason appearance and first playoff victory in franchise history by advancing to the 2019 Western Conference Semifinals under the guidance of current Grizzlies assistant coach Brad Jones.



INTRO

PLAYERS

EXECUTIVE

BASKETBALL OPS

BUSINESS

MEDIA

COMMUNITY

HISTORY

PLAYOFFS

REVIEW

OPPONENTS

NBA

FEDERFORUM

AT A GLANCE



BUSINESS OPERATIONS





JASON WEXLER

PRESIDENT

Jason Wexler enters his 10th season with the Memphis Grizzlies and FedExForum and fourth as President, where he has leadership responsibility for both Business and Basketball Operations. He joined the organization as Chief Operating Officer (2013), and also served as President of Business Operations (2014).

Prior to the Grizzlies, Wexler was President of the Henry Turley Company, where he was responsible for spearheading efforts to realize compelling city center development initiatives and managing the day-to-day operations of a full-service real estate firm. Before that, he founded the real estate development and investment firm Greenhat Partners LLC and was a partner in the Memphis law firm of Hanover, Walsh, Jalenak and Blair, PLLC.

Wexler is the recipient of the 2012 Downtown Vision Award for individual achievement by the Downtown Memphis Commission and currently serves on the Board of Directors for Neighborhood Preservation, Inc., the Memphis Brand Initiative, the Grizzlies Foundation, and the Memphis River Parks Partnership.

Jason earned a Bachelor of Science in Architecture from the University of Virginia and a Juris Doctor from Columbia Law School.



ARNETRIA BOWMAN

VICE PRESIDENT OF HUMAN RESOURCES

Arnetria Bowman begins her 19th season with the Memphis Grizzlies and fifth as Vice President of Human Resources. In this role, she oversees Human Resources, which is responsible for recruiting, employee relations, benefits administration, compensation, performance management and training and development.

Prior to joining the Grizzlies, Bowman worked for Family Dollar Stores as their DC Human Resources Manager in West Memphis, Ark. She has over 20 years of human resources experience and has worked in a variety of industries including retail, distribution and warehousing and e-commerce fulfillment.

In addition to her duties with the Grizzlies, Bowman is also a member of the National Society for Human Resources Management and has a bachelor's degree in human resources management. She is the proud mother of one daughter, Alexis, and resides in Collierville, Tenn.



LAUREN CARNELL

VICE PRESIDENT OF MARKETING

Lauren Carnell enters her first full season with the Memphis Grizzlies as Vice President of Marketing. Carnell is responsible for developing and implementing a unified marketing strategy across all Memphis Basketball brands – Memphis Grizzlies, FedExForum, Grind City Media, Memphis Hustle and Grizz Gaming, from creative strategy and targeted advertising to marketing technology and analytics, ticket sales, engagement, and fan loyalty.

Prior to joining the Grizzlies in December 2021, Carnell worked for LVMH, AutoZone and most recently, Varsity Spirt where she was the Vice President of Digital Marketing.

Carnell was born and raised in Washington DC metro area and graduated from Boston College as a D1 Field Hockey student-athlete. After college she went on to play internationally, eventually retiring her stick in exchange for a computer. When Carnell is not hyping the team, she can be found spending her free time with her husband and two young children.



DWIGHT JOHNSON

VICE PRESIDENT OF ARENA OPERATIONS

Dwight Johnson enters his fifth season with the Memphis Grizzlies as Vice President of Arena Operations, supervising and directing facility operations, event booking, guest services and facility contractors at FedExForum.

Prior to joining the Grizzlies in March 2018, Johnson spent 13 years with SMG in Richmond where the private management company oversaw the Richmond Coliseum, Altria Theater, Dominion Energy Center, and Bon Secours Washington Redskins Training Center. He finished his career at SMG as general manager with a strong background in building operations, construction and event management.

Johnson began his career in facility management in operations at the Pete Maravich Assembly Center on the campus of Louisiana State University. While employed at the arena, Johnson was promoted several times, including his final position as Director, overseeing all daily operations, and booking for the facility. During his time at LSU, Dwight had the opportunity to oversee many national sporting events including the NCAA Women's Basketball Regional, Men's Basketball NIT Tournament games and the SEC Championship Events.

A native of Thibodaux, La., Dwight is a graduate of Louisiana State University. Dwight and his wife, Katy, have two children, Avery Kate and Drew.



ANTHONY MACRI

VICE PRESIDENT OF PARTNERSHIP MARKETING

Anthony Macri enters his ninth season with the Memphis Grizzlies as Vice President of Partnership Marketing. In this role, Macri leads the department responsible for developing and activating marketing relationships with national, regional and local businesses which seek to associate with the Grizzlies and reach their potential customers.

Macri joined the Grizzlies in March 2014 after more than a decade in the sports business industry. Before coming to Memphis, he spent two years in Southeast Asia as the CEO and Commissioner of a professional basketball league (the ASEAN Basketball League), the first and only regional sports league of its kind in that part of the world. During his time in Asia, Macri also served as CEO of ASEAN Sports

Ventures, a sports marketing company that handled sponsorship, media rights negotiations and commercial growth for sports properties entering the marketplace.

Prior to his time in Asia, Macri served as Director of Business Development and a Player Consultant for the Pro Training Center and as Sales & Business Manager for the IMG Basketball Academy (Bradenton, Fla.). Throughout this period, Macri was also a contributor and analyst for ESPN.com and HoopsWorld.com, providing an assortment of observations on games, players and teams throughout the league.

Macri also has coached at two nationally ranked high school basketball programs and worked with numerous basketball players on and off the floor, including Joakim Noah, Luol Deng, Kevin Martin and Courtney Lee.

Macri graduated from Loyola College in Maryland (now Loyola University Maryland) and earned his Master of Arts degree from Fordham University in The Bronx, N.Y.



JOY NORTON

VICE PRESIDENT OF FINANCE

Joy Norton enters her first season with the Memphis Grizzlies as Vice President of Finance.

Norton is responsible for all financial and accounting operations for the Memphis Grizzlies and related entities. She is also responsible for all financial reporting, tax compliance, and fiscal management of the organization.

Prior to joining the Grizzlies in April 2022, Norton was the Director of Finance and Accounting at the NCAA National Office in Indianapolis for 12 years. At the NCAA, Norton was responsible for all accounting operations and internal and external financial reporting. She has also held leadership and accounting positions at Sallie Mae and KPMG. Norton is a member of the Indiana CPA Society and the American Institute of Certified Public Accountants.

Norton is a native of Pendleton, Ind. and a graduate of the Indiana University Kelley School of Business and Ball State University. She is married to Michael Norton, a realtor with RE/MAX Real Estate Solutions. They have two children: Drew, an NBA sportswriter who lives in Los Angeles, and Karli, a junior at Indiana University in Bloomington, Ind.

Being from the Hoosier State, Norton has been an avid basketball fan her entire life. In addition to being Grizz-loyal, she is a season ticket holder of the Indiana Hoosiers' basketball program.



DENNIS O'CONNOR

VICE PRESIDENT OF TICKET SALES AND SERVICE

Dennis O'Connor enters his 21st season with the Memphis Grizzlies as Vice President of Ticket Sales and Service. Initially hired as Director of Ticket Sales and Service, he helped develop the Grizzlies sales and service department for the franchise's inaugural season in Memphis. O'Connor then led the successful transition of the team's season ticket base from the Pyramid to FedExForum. Promoted to his current role in 2005, he is responsible for all aspects of the team's the ticket sales and service department including all strategic planning and execution for season, partial plan, group, and premium sales and service efforts as well as all youth basketball initiatives.

Originally from Connecticut, O'Connor began his career in sports selling minor league hockey tickets in Richmond, Va. From there, he went to minor league baseball as group sales manager and then director of ticket operations for the Rancho Cucamonga Quakes in the California League. Prior to joining the Grizzlies, he was Vice President of Ticket Sales and Marketing for the Utah Grizzlies of the American Hockey League (AHL).

O'Connor is a graduate of the University of Richmond with an undergraduate degree in Economics and a Masters in Sports Management.



JOHN PUGLIESE

EXECUTIVE PRODUCER, GRIND CITY MEDIA &
VICE PRESIDENT OF BROADCAST & PRODUCTION

John Pugliese enters his 25th season with the Memphis Grizzlies as Executive Producer of Grind City Media and Vice President of Broadcast and Production where he manages the strategy and day-to-day operations of the digital content, broadcast, social, game entertainment, promotions, events, regional marketing, retail, and esports departments for the franchise.

Pugliese currently oversees the operation of all aspects of broadcast, content and production, including Grizzlies, Grind City Media, Memphis Hustle and FedExForum, all social and digital development and production, special events and game / live entertainment experience and promotions, both regionally and locally. He also leads the franchise's broadcast department and Grind City Media in the creation and

production of all content, video and podcasts, and radio, television and live stream broadcasts. In addition, Pugliese also oversees both Grizzlies' retail and Grizz Gaming operations, promotions, marketing and other business functions.

Backed by 24 years of sports entertainment experience with the Grizzlies, Pugliese has played an integral role in transforming the team's identity and brand in Memphis. He has worked on campaigns such as "Believe Memphis, Grz Nxt Gen" orchestrates long-standing Grizzlies traditions like the Martin Luther King Day celebrations at FedExForum and more recently helped lead the team's efforts in updating the Grizzlies' identity in 2018, including new logos and uniform systems, introduced a two-year program to celebrate and recognize both the 25th Season in Grizzlies history in 2019-20 and the franchise's 20th Season in Memphis in 2020-21, along with critically acclaimed uniforms such as to 2020-21 Isaac Hayes / Stax inspired uniforms and this past seasons' 75th Anniversary Mix Tape City Edition uniforms .

Pugliese earned his Bachelor of Commerce degree from the University of British Columbia and began his career with the Vancouver Canucks and Grizzlies in 1998 as the assistant coordinator of game presentation.

The Vancouver native moved to Memphis with the team in 2001 where he has since set roots in the downtown community. Pugliese serves as a member of the Greater Memphis Chamber Board of Advisors, Jay Uiberall Legacy Fund Board, Boys & Girls Club Golf Tourney Board, Rock & Soul Museum & Memphis Music Hall-of-Fame Board and has been acknowledged in the Memphis Business Journal's Top 40 under 40.



ABUSHERI OHWOFASA

VICE PRESIDENT OF COMMUNITY ENGAGEMENT & EXECUTIVE DIRECTOR, MEMPHIS
GRIZZLIES FOUNDATION

Abusheri Ohwofasa enters her fifth season with the Memphis Grizzlies as Vice President of Community Engagement and Executive Director of the Memphis Grizzlies Foundation and her 18th season in the NBA family.

Ohwofasa is responsible for developing, implementing and achieving the social initiatives of the organization. She leads all aspects of the Grizzlies' community strategy including NBA, team and player initiatives. As the Executive Director of the Grizzlies Foundation, she oversees Foundation grant making and sets strategy and vision for unique mentoring opportunities and partnerships that provide a path

for youth to be successful.

Prior to joining the Grizzlies in July 2018, Ohwofasa worked for the Golden State Warriors for 14 seasons and received three NBA Championship rings during her tenure. As Director of Community Relations, she was responsible for the organization's community relations efforts, alumni relations, donation fulfillments, player and coach community engagement and appearances, community ambassador scheduling and corporate sponsored community partnerships.

Ohwofasa is a native of Jackson, Miss. and a graduate of Spelman College. She serves as a board member of City Year Memphis, a mentor at Soulsville Charter School through the TEAM Mentor program and is a member of Delta Sigma Theta Sorority, Inc. and WISE Memphis.



KANDACE STEWART

VICE PRESIDENT OF EXTERNAL AFFAIRS AND BUSINESS OPERATIONS

Kandace Stewart enters her eighth season and first as Vice President of External Affairs and Business Operations for the Memphis Grizzlies.

Stewart serves as a liaison to the ownership groups, assisting with planning and hosting special events and meetings throughout the season. She is also tasked with building and fostering strategic relationships with key local and state business, political and community stakeholders. Stewarts also serves as the team's representative on DE&I initiatives and leads organizational efforts on Social Advocacy initiatives where she collaborates regularly with other departments to ensure important organizational objectives are reaching all parts of the community.

Prior to joining the Grizzlies, Stewart was an Associate Attorney at Evans Petree, PC, where she was a member of the Insolvency and Litigation Groups. She is licensed to practice law in Tennessee, Mississippi and Arkansas. During her time as a practicing attorney, Stewart was active with the Memphis Bar Association as a member of the Inaugural Class of the Leadership Forum, a Bankruptcy Section Board Member and a Committee Member of the Student Legal Internship Program Committee.

Stewart is a lifelong Memphian and University of Memphis Alumna. She graduated from the Fogelman College of Business and Economics with a Bachelor of Business Administration in 2000 and earned her JD/MBA through the dual degree program in 2003. She participated in the New Memphis Institute Fellows Program in 2015 and was named to Memphis Business Journal's Top 40 under 40 in 2017.

She is a graduate of the 2020 class of Leadership Memphis and serves as Board Secretary. She is also on the Board of Directors for Girls Inc. of Memphis, the Advisory Board of Facing History and Ourselves and was appointed by City of Memphis' Mayor Jim Strickland to the Board of Directors for the Community Redevelopment Agency, where she currently serves as Co-Chair as well as Chair of the Personnel Committee. She was appointed to the Sports Wagering Advisory Council by the Lt. Governor of the State Tennessee, and was recently selected to participate in Leadership Tennessee's Signature Program Class IX. Stewart is a member of Delta Sigma Theta Sorority, Incorporated and Give365.



GARTH WEBSTER

VICE PRESIDENT OF TICKET OPERATIONS

Garth Webster enters his 22nd season with the Memphis Grizzlies as Vice President of Ticket Operations and is responsible for the operational end of the Ticket Sales and Service department.

Prior to joining the Grizzlies in July 2001, Webster spent four years with SMG and LMI, the private management companies who operated The Pyramid, where he was employed as The Pyramid box office manager. Webster served as venue manager for the Atlanta Committee for the Olympic Games from 1994-96, overseeing all operational functions at Miami's Orange Bowl, satellite site for Olympic football.

Prior to his Olympic employment, Webster oversaw all ticket operations for the Lipton Championships (NASDAQ 100 Open) in Key Biscayne, Fla. from 1989-94. Webster was also employed as a consultant by the Sydney Olympic Organizing Committee where he managed ticket operations at Darling Harbour, site of the 2000 Olympic boxing, weightlifting, fencing, judo and wrestling.

Born and raised in Miami, Webster and his wife Yvette have three children, Emily, Sarah and Garth III. He is a graduate of St. Thomas University in Miami.



GRIZZ

TEAM MASCOT

Now in his 27th season, Grizz, the mascot of the Memphis Grizzlies, has remained a furry fan favorite among members of Grizz Nation, so much so that he was named the 2011 NBA Mascot of the Year as voted by his peers. Born in Vancouver, Canada in 1995, Grizz can always be relied upon to electrify audiences with dramatic dunks and signature shenanigans.

In celebration of the Grizzlies' 10th Season in Memphis in 2010-11, Grizz re-introduced his equally popular alter-ego Super Grizz as a nod to the organization's first seasons in the Bluff City. Donning an updated mask and cape, Super Grizz rallied fans as the team earned the first of a franchise-record seven straight playoff appearances and advanced to the Western Conference Semifinals in thrilling fashion. That year Grizz landed NBA Mascot of the Year, and since then has accumulated numerous accolades including, Best Mascot Video Skit, 2X NBA Stunt of the Year, and a 2X winner of the NBA Mascot Leadership Award.

Memphis has proven to be the perfect natural habitat for Grizz, who often stars in schools throughout the Mid-South as part of a variety of community initiatives. When not rallying fans at FedExForum or making appearances around town, Grizz is often found at St. Jude encouraging children in their battle against cancer, an issue near to Grizz's heart after his own defeat of the disease in 2008. As he enters the 20th Season in Memphis this season, Grizz ensures he'll be taking Grizz Nation on a wild ride. If you would like Grizz to make an appearance at your special event, please call (901) 205-1416.



GRIZZ GIRLS

DANCE TEAM

The Grizzlies players aren't the only athletes on the court at FedExForum. With their fast-paced dance moves and exciting routines, the Grizz Girls rock FedExForum at every home game. Throughout the season, these dancers entertain arena audiences with high-energy dance routines that keep the crowd excited during timeouts, between quarters and selected halftime intermissions.

Away from the arena, the Grizz Girls add a special touch to the Grizzlies community and around the world. The Grizz Girls have taken their act international as well, spreading the excitement of the NBA to Hong Kong as part of NBA Madness 2011, Mexico as part of the 2012 and 2016 NBA Rafaga Experience, and China and Taiwan as part of NBA Madness 2012. They returned to China as part of the NBA's 2013 International Talent Grassroots program and participated in NBA 3X in Seoul, South Korea. The squad visited Johannesburg, South Africa in 2014 as part of the 12th Basketball Without Borders, and have made annual appearances throughout Mexico from 2017 to 2019 on behalf of a variety of NBA events.

With their infectious personalities and athletic ability, the Grizz Girls also share their love of dance throughout the community with their dance clinics for kids and their weekly Girl Play adult dance classes.

From the Blues to Rock to Hip Hop, the Grizz Girls dazzle crowds with exciting routines to a variety of music. Under the direction of Dance Team Manager Terran Gary, they continue to keep fans guessing what they will tackle next. To have the Grizz Girls at your upcoming event or party or more information on clinics and classes, call (901) 205-1418 or visit grizzlies.com for more information.



INTRO

PLAYERS

EXECUTIVE

BASKETBALL OPS

BUSINESS OPS

MEDIA

COMMUNITY

HISTORY

PLAYOFFS

REVIEW

OPPONENTS

NBA

FEDEXFORUM

AT A GLANCE



GRIZZ GAMING

NBA 2K TEAM

Grizz Gaming is the Memphis Grizzlies' team in the NBA 2K League, a professional eSports league co-founded by the NBA and Take-Two Interactive Software, Inc. Bringing together the world's best basketball gamers, this marked the first official eSports league operated by a U.S. professional sports league.

During the summer of 2018, 17 NBA franchises participated in the 2K League's first season. After an extensive online tryout process, with tens of thousands of gamers vying for a spot, 102 players from North America and Europe made up the league's inaugural draft class.

Grizz Gaming finished Season 1 strong, narrowly missing the postseason. Grizz Gaming's second round draft pick Mehyar Ahmed-Hassan, a Toronto native who plays under the gamertag "AuthenticAfrican," set the league's single-game scoring record by pouring in 84 points in a triple-overtime loss to 76ers GC. AA finished the season as the 2K League's third-leading scorer, averaging 28.6 points per game while mostly playing small forward.

Heading into Season 2, the 2K League expanded to 21 teams. Grizz Gaming won nine of its final 13 games, finishing in eighth place overall. AuthenticAfrican moved to center, where he regularly posted double-doubles (14.8 ppg, 11.8 rpg), while 2019 first-round pick point guard Zach Vandivier, aka "Vandi," ranked seventh in the league (8.4 apg) in assists and 11th in scoring (17.8 ppg).



Prior to Season 3, as the League expanded to 23 teams, Grizz Gaming acquired former 2K League champion Dayvon Curry, who goes by "Goofy757," from Knicks Gaming. Goofy slid into the starting center spot, where he averaged 12.7 rpg, with Vandi back at point guard, where he finished eighth in the league in scoring, averaging 30.7 ppg. AA moved to shooting guard, where he was one of five players in the NBA 2K League to shoot at least 69.0 percent from the field and 50.0 percent from 3-point range.

Lang Whitaker is the General Manager and Head Coach of Grizz Gaming. As the guiding force behind Tennessee's first professional eSports team, Whitaker is in charge of all things Grizz Gaming, and has helped grow Grizz Gaming among local and national gaming communities. In 2019, Governor Bill Lee appointed Whitaker to the Tennessee Interactive Digital Media Advisory Council.

Grizz Gaming practices in its very own customized state-of-the-art facility in the administration building at FedExForum. During the 2K League's first two seasons, games were played inside the NBA 2K League Studio Powered by INTEL in Long Island City, N.Y. During the COVID-19 pandemic, the 2K League switched to a remote play format, so all of the Grizz Gaming matches during Season 3 were played out of Memphis.



YOUTH BASKETBALL

Grizzlies Youth Basketball presented by Nike provides premier settings in which to learn, play and enjoy the game of basketball while delivering exciting NBA experiences.

Each year, the team hosts nearly 30 weeklong camps which provide high-quality basketball instruction and premium giveaway packages. Via the Junior Grizzlies program, and in conjunction with nearly 50 regional affiliates, the team also boasts a youth league membership of over 7,000 boys and girls. With examples such as the MLK 3-on-3 and Jr. NBA Global Championship, the team hosts a number of competitive basketball tournaments throughout the year and also offers a variety of special events such as VIP Hoop School, Coaches Forums, Game-Day Clinics and more.



In addition to its on-court programming, Grizzlies Youth Basketball is leveraged to promote principles such as sportsmanship, teamwork, leadership, and inclusion. The program is also home to several national finalists for Jr. NBA Coach and Program of the Year. Many programs feature appearances by Memphis Grizzlies players and other team celebrities, and all program participants receive tickets to attend NBA games at FedExForum.

To learn more about Grizzlies Youth Basketball or to get involved, visit www.MemGrizzYouth.com, download the new app (available on both Apple and Android), or follow @memgrizz youth on social media.



INTRO

PLAYERS

EXECUTIVE

BASKETBALL
OPS

BUSINESS
OPS

MEDIA

COMMUNITY

HISTORY

PLAYOFFS

REVIEW

OPPONENTS

NBA

FEDERATION

AT A GLANCE



MEDIA



MEDIA



MEDIA GUIDELINES

The Memphis Grizzlies would like to welcome you to the 2022-23 season. To best assist in your coverage, please contact a member of the Grizzlies Communications and Publications staff with any questions regarding media protocols for this season. Please contact Ross Wooden (rwooden@grizzlies.com) with all credential requests.



Laura Ehret

VICE PRESIDENT OF COMMUNICATIONS AND BASKETBALL INFORMATION STRATEGY

Laura Ehret enters her fourth season with the Memphis Grizzlies as Vice President, Communications and Basketball Information Strategy and seventh season in the NBA family. Ehret has more than 28 years in professional sports in the areas of communications, marketing strategy and partnership execution. At the Grizzlies, she concentrates on the planning and execution of an organization-wide communications strategy that includes basketball, business, community, crisis and FedExForum.

Prior to joining the Grizzlies, Ehret was Executive Director, Strategic Partnerships at ALSAC, the fundraising and awareness organization for St. Jude Children's Research Hospital, leading their Sports Marketing and Corporate Development efforts. Prior to her time in the non-profit space, Ehret was an

Associate Vice President at the NBA league office in New York, where she worked in Global Marketing Partnerships with particular focus on NBA league events such as All-Star Weekend, Finals, Draft, Summer League and Global Games.

Ehret spent the majority of her early career at sports marketing agencies Elevation and IMG, specializing in communications as well as sponsorship strategy and negotiation. Clients included significant brands in the American landscape, including M&M'S, Budweiser, General Mills and The Home Depot, where she was integral in both strategy and activation of their properties, particularly in the NASCAR space during the sport's heyday in the 2000s.

Ehret completed her Executive MBA in December of 2018 at the University of Memphis and her undergrad at Troy University.



Bryan Loor-Almonte

DIRECTOR, COMMUNICATIONS

Bryan Loor-Almonte enters his first season with the Memphis Grizzlies as Director of Communications. In his role, he is responsible for the day-to-day operations of the Communications department, with a primary focus on Basketball Operations and will serve as the primary media contact for local, national, and international media requests.

Before joining the Grizzlies, he spent the last three seasons with the Boston Red Sox serving as their Senior Manager of Baseball Communications and Media Relations, with a primary focus on branding and marketing efforts for both the organization and its players, as well as content creation and ideation. He also worked as a strategic partner with Baseball and Business Operations senior leadership in providing

advice on how to effectively position and promote the Red Sox organization in the marketplace. A native New Yorker, Loor-Almonte graduated from West Virginia University with a B.S. in Sport Management, and completed his M.A. at Baruch College in Corporate Communication, with a specialization in crisis and reputation management.



Ross Wooden

SENIOR MANAGER, COMMUNICATIONS AND PUBLICATIONS

Ross Wooden enters his 16th season with the Memphis Grizzlies as Senior Manager of Communications and Publications.

Wooden assists in managing day-to-day operations of the Communications and Publications department as it supports Basketball Operations for the Memphis Grizzlies. He serves as the managing editor for the department's editorial content and team-produced publications and the primary contact for media accreditation. His other responsibilities include media monitoring, facilitating local, national and international interview requests, and managing the team's official PR Twitter handle @GrizzliesPR.

A graduate of Mississippi State University with a bachelor's degree in Journalism, Wooden served as the men's basketball beat writer for MSU's student newspaper The Reflector and completed internships with the Grizzlies and various integrated marketing firms in Chicago while completing his degree.

A distant relative of legendary UCLA men's basketball head coach John Wooden, Wooden lives in Downtown Memphis with his wife Amber, daughter Guinevere, and two Pomeranians, Harry and Nutmeg.



AVERY FRANKLIN

SENIOR COORDINATOR, COMMUNICATIONS AND PUBLICATIONS

Avery Franklin enters her sixth season with the Memphis Grizzlies and third as Senior Coordinator of Communications and Publications.

Franklin serves as the primary media contact for all FedExForum events, concerts and initiatives. In addition, her role handles scheduling off-the-court player and coach appearances and acts as the liaison between the media and team for each appearance. She also crafts original press releases for the Grizzlies business operations and FedExForum, acts as the media contact for Grizzlies Business Operations, and assists with various basketball media-related matters.

Franklin joined the Grizzlies during the 2017-18 season as a production intern in the Grizzlies' broadcast department and then spent three more seasons as a coordinating producer for Grind City Media. After graduating from the University of Memphis, Franklin spent one summer working for Turner Sports as a Digital Production Intern and went to the 2016 Rio Olympics working for the Olympic News Service.

A Germantown, Tenn. native, Franklin earned a bachelor's degree in Journalism from the University of Memphis. Franklin and her husband Taylor live in Olive Branch, Miss.



COREY MOORE

COORDINATOR, COMMUNICATIONS AND PUBLICATIONS

Corey Moore enters his fourth season with the Memphis Grizzlies and third as Coordinator of Communications and Publications.

Moore serves as the primary media contact for the Memphis Hustle, the Grizzlies' NBA G League affiliate, and Grizz Gaming, the Grizzlies' NBA 2K League affiliate. In addition, he is a contact for the Grizzlies' communications department and assists with various basketball editorial content and team-produced publications. Moore also fields team interview requests for players and coaches at home and on the road.

Moore spent the 2019-20 season as an intern in the Grizzlies' communications department before entering his current role. Moore also has previous experience in the NBA communications field with the Charlotte Hornets, where he spent two seasons as the Hornets' basketball communications associate. In addition, he spent time as the human resources and payroll intern for the Hornets. Prior to working in the NBA, he worked in operations for the PGA Tour for two years.

An Olive Branch, Miss. native, Moore earned a bachelor's degree in business administration, with a minor in legal studies, from the University of Mississippi. Moore currently resides in Collierville, Tenn.



PETE PRANICA

TELEVISION PLAY-BY-PLAY ANNOUNCER

Pete Pranic marks his 30th season of calling NBA play-by-play in his 19th season as the Grizzlies television voice on Bally Sports Southeast. The 2017 National Sports Media Association Tennessee Sportscaster of the Year has called more than 1,500 NBA games.

Pranic originally joined the team in 2004 as the Grizzlies' radio voice but moved to television upon the untimely death of the original "Voice of the Grizzlies," Don Poier in January 2005.

A six-time finalist for Tennessee State Sportscaster of the Year, Pranic began his NBA career in 1990 calling select radio games for the NBA champion Detroit Pistons. In 1998, he joined the Portland Trail Blazers and logged one season as their radio host and television sideline reporter before taking on television play-by-play duties alongside the late Steve "Snapper" Jones.

Pranic has called NBA Playoff and Summer League games for NBA TV and has also done play-by-play for the NBA on TNT. The NBA selected him to represent the broadcast community on the league's Officiating Advisory Council and to assist sportscasters in Japan with their NBA coverage.

Since coming to Memphis, Pranic has provided the call for a variety of events including C-USA and SEC basketball, SEC football, the Southern Heritage Classic football game, college (ACC & SEC) and pro (USL & NWSL) soccer, Memphis Tigers basketball and football, and Memphis Redbirds (AAA) baseball. In 2019, he added Memphis 901 FC soccer to his play-by-play portfolio.

Pranic is a 1986 graduate of Notre Dame and lists Seattle Seahawks preseason football, Wayne State football and Notre Dame football, basketball, soccer and hockey among his play-by-play credits. He has been involved in three Emmy-winning productions: two as a commentator for NBC at the 2004 and 2008 Olympic Games and one with the Grizzlies.

A devotee of aviation and spaceflight, Pranic is a licensed private pilot, has flown in a USAF Thunderbirds F-16 and has also written "Spaceflight Updates" for Discovery. He sits on the boards of the Memphis Grizzlies Charitable Foundation and the Tennessee Shakespeare Company for whom he portrayed the title character in his one-man show, Mark Twain: The Trouble Begins at Eight. He also supports St. Jude Children's Research Hospital, the FedEx St. Jude Captain's Club and the Memphis Symphony Orchestra.



BREVIN KNIGHT

TELEVISION ANALYST

Former Memphis Grizzlies guard Brevin Knight enters his 13th season alongside Pete Pranica as an analyst on Grizzlies television broadcasts. Knight also appears as a commentator on the Grizzlies LIVE! pregame and postgame show for all telecasts on Bally Sports Southeast.

Knight debuted in the broadcast booth with the Charlotte Bobcats, working as a radio analyst for Bobcats home games, and served an NBA TV correspondent during the 2006 NBA Playoffs.

Drafted by the Cleveland Cavaliers 16th overall in the 1997 NBA Draft following a standout four-year collegiate career at Stanford University, Knight appeared in 729 regular season games (423 starts) over his 12-year career (1997-2009) and averaged 7.3 points and 6.1 assists in 24.9 minutes for nine teams.

Knight was selected to the 1997-98 All-Rookie First Team after leading the NBA in total steals (196). He ranked inside the league's Top 10 in assists per game four times during his career, finishing second with 9.0 assists per game in 2004-05 and third with 8.8 in 2005-06. He competed in 108 games for the Grizzlies during the team's first two seasons in Memphis (2001-03).

The East Orange, N.J. native was named First Team All-American as a senior at Stanford.

Knight and his wife, Deena, have two daughters, Brenna and Kayla, and one son, Donevin.



ROB FISCHER

GRIND CITY MEDIA DIGITAL HOST AND CONTRIBUTOR

A well-known sports personality in the Mid-South, Rob Fischer enters his 16th season as the Grizzlies television sideline reporter. He also provides complete breakdowns and in-depth analysis as a host on Grizzlies LIVE! pregame and postgame shows alongside television analyst Brevin Knight and Grind City Media's Chris Vernon.

Fischer hosts a weekly college football show, "The Odds Couple," with Lang Whitaker on Grind City Media previewing the Southeastern Conference, Memphis Tigers and premier Top 25 matchups from a handicapping point of view. He also hosts "Infield Fly," a weekly baseball podcast with Whitaker and Keith Murphy on Grind City Media.

Fischer hosted afternoon drive on Sports 56 WHBQ (560 AM/87.7 FM) from 2002-19. After moving to Memphis in 2002, he was the color television analyst for the University of Memphis Tigers football games on ABC 24/UPN 30 for three seasons (2003-05).

Fischer began his radio career in 1992 in St. Louis hosting a daily talk show, St. Louis Rams pre- and postgame shows and a weekly football show with former Rams wide receiver Jack Snow. After moving to Las Vegas in 1995, he worked nationally on SportsFan Radio Network, hosting a nightly, six-hour call-in show, a weekly hockey program with NHL Hall of Famer Phil Esposito and a weekly, game-day program with former NFL quarterback Sean Salisbury.

Throughout his broadcasting career, Fischer has covered major sporting events such as the Super Bowl, the Kentucky Derby, the Breeder's Cup, the Indianapolis 500, the NCAA men's basketball Final Four and the Summer Olympics.

The St. Louis native is married to wife Dipti and has one daughter, Keegan, and one son, Colton.



SCOTT ZACHRY

SENIOR DIRECTOR, CONTENT AND BROADCAST PRODUCTION

Veteran sports broadcasting professional Scott Zachry enters his 11th season with the Grizzlies, his fifth as Senior Director of Content and Broadcast Production, and his 33rd in the NBA. In his current role, Zachry oversees the team's live game broadcasts for television and radio while also producing all of the Grizzlies' Bally Sports Southeast telecasts. In addition, Zachry maintains a supervisory role in the team's digital entertainment venture Grind City Media.

Zachry began his career at the ABC affiliate in Portland, Ore., as a sports producer and reporter. After five years at KATU he advanced to the Portland Trail Blazers where during his 22 years with the team his role grew from television and radio host to director of game operations to game producer to executive producer.

An avid sports fan, Zachry counts two NBA Finals runs and working with the original Dream Team at the Basketball Tournament of the Americas in 1992 as high points during an accomplished career.



ERIC HASSELTINE
RADIO PLAY-BY-PLAY ANNOUNCER

Eric Hasseltine returns for his 22nd season with the Grizzlies, teaming with analysts Elliot Perry and Michael Wallace to provide play-by-play commentary for all Grizzlies preseason, regular season and postseason games.

Joining the team upon its arrival in Memphis in 2001, Hasseltine served the first three seasons as the team's radio pregame, halftime and postgame host along with television sideline reporting duties before taking over his current role in January 2005 after the tragic passing of Don Poier. While in Memphis he has also hosted talk shows on both WHBQ and the team's current flagship station WMFS 92.9 ESPN for over a decade.

Hasseltine began his career at his alma mater UC Davis on KDVS, the student-run radio station on campus, where he began as a talk show host and eventually became sports director. In addition, he did radio play-by-play for UC Davis football, men's basketball and softball. Prior to coming to Memphis, he worked for the flagship station of the Sacramento Kings KHTK as a reporter, fill in talk show host and hosted of a weekly NBA show. He also covered the NFL's Oakland Raiders for three seasons for the station. The Walnut Creek, Calif. native graduated from UC Davis in 1996. He has a daughter, Kate, and son, Austen.



MICHAEL WALLACE
GRIND CITY MEDIA SR. EDITOR, CONTRIBUTOR AND ANALYST

Michael Wallace enters his seventh season as senior editor, contributor and analyst for Grind City Media, where he provides columns, commentary and news reporting, and also serves as a broadcast analyst on the Grizzlies LIVE! pregame and postgame shows. In addition, Wallace is a rotating member of the Grizzlies' radio broadcast team alongside Eric Hasseltine, Hank McDowell and Elliot Perry for home and road games.

Prior to joining the Grizzlies, Wallace spent six years as an NBA reporter with ESPN and contributed to ESPN.com's "Heat Index," a groundbreaking digital media site that chronicled LeBron James' four seasons with the Miami Heat, which featured four consecutive trips to the NBA Finals and two championships. Wallace was also a regular co-host on ESPN Radio's national weekend show lineup and a daily co-host on ESPN's radio affiliate in Miami.

An award-winning newspaper journalist recognized the past two decades by APSE, NABJ and the NAACP, Wallace's reporting on sports, politics, crime and education has appeared in the Miami Herald, Washington Post, San Antonio Express-News, Birmingham News, Jackson (MS) Clarion-Ledger, Tallahassee Democrat and The (Shreveport) Times. Wallace is also active in community programs, including the Police Athletic League, faith-based prison ministry outreach and Duffels4Kids to benefit foster/adoptive children.

Wallace received his bachelor's degree from Grambling State University and is pursuing a master's degree in new media communications. He lives in Memphis with his wife and children.



CHRIS VERNON
GRIND CITY MEDIA DIGITAL HOST AND CONTRIBUTOR/ GRIZZLIES LIVE! ANALYST

Chris Vernon enters his sixth season as a digital host and contributor for Grind City Media and his eighth season on the Grizzlies broadcast team as an analyst on the Grizzlies LIVE! pregame and postgame shows on Bally Sports Southeast, where he helps provide complete breakdowns and in-depth analysis for all home games alongside sideline reporter Rob Fischer and television analyst Brevin Knight.

Vernon hosts "The Chris Vernon Show" for Grind City Media, his 16th season helming the show. "The Chris Vernon Show" has netted multiple awards over the years, including The Memphis Flyer's "Best of Memphis" honors as "Best Radio Personality," "Best Drive Time Show" and "Best Sports Radio Show." Outside of his Grizzlies responsibilities, Vernon serves up NBA insights and analysis as host of "The Mismatch" on The Ringer Podcast Network.

A graduate of Freed Hardeman University, Vernon has lived and worked in Memphis since 2000, covering the Grizzlies since their inaugural season in the Bluff City. He previously lived in New York and St. Louis.



LANG WHITAKER

GRIZZ GAMING GENERAL MANAGER/GRIND CITY MEDIA CONTRIBUTOR

Lang Whitaker enters his sixth season as the General Manager of Grizz Gaming, and a contributor to Grind City Media.

As GM of Grizz Gaming, Whitaker is responsible for all facets of the Memphis Grizzlies' team in the NBA 2K League. This involves everything from drafting players to strategizing game plans to coaching during 2K League games. Over the past five seasons, Whitaker has guided Grizz Gaming to multiple top 10 finishes in the league, including a third overall seed in the 2021 NBA 2K League Playoffs. As the GM of Tennessee's first professional esports team, Whitaker has helped grow Grizz Gaming among local and national gaming communities. In 2019, Governor Bill Lee appointed Whitaker to the Tennessee Entertainment Committee's Interactive Digital Media Advisory Council.

For Grind City Media, Whitaker produces content across multiple platforms, including his weekly "Lang's World" column, which covers an array of topics relevant to the Mid-South, from college football to wrestling to food and popular culture. Whitaker co-hosts "The Odds Couple," a gambling-focused show, as well as "Infield Fly," a baseball podcast, and appears regularly on other GCM broadcasts, providing analysis of the Grizzlies and the NBA at large. He also speaks at events and makes local and national television, radio and podcast appearances to discuss the Grizzlies, Grizz Gaming and other relevant topics. In 2020, Whitaker launched a weekly instructional cooking video series called "Cooking With Lang," which to date has garnered over a million views.

Prior to joining the Grizzlies, Whitaker worked for NBA Digital, where he wrote for NBA.com, appeared regularly on NBA TV, and co-hosted the award-winning Hang Time Podcast, which grew into an annual television special. In 2012, he co-hosted the inaugural NBA Social Media Awards on NBA TV alongside Rick Fox and Shaquille O'Neal.

For over a decade, Whitaker was on staff at SLAM Magazine, interviewing everyone from Michael Jordan to LeBron James to David Stern. Whitaker launched SLAM's digital presence as the magazine's first online editor, and eventually became the magazine's executive editor. He has also written for many other publications, including The New York Times, Sports Illustrated, Esquire, the Washington Post, Billboard and InStyle. Since 2010, Whitaker has been a contributor to GQ magazine, writing about cooking, sports and popular culture.

In March 2011, Scribner published his critically acclaimed memoir "In The Time Of Bobby Cox: The Atlanta Braves, Their Manager, My Couch, Two Decades and Me." Whitaker has also co-authored several books, including "FreeDarko Presents: The Undisputed Guide to Pro Basketball History" and "SLAM Kicks: Basketball Sneakers That Changed The Game."

Born in Atlanta, Whitaker enjoyed a long run living in New York City before moving to Memphis in 2016, to work for the Grizzlies and own as many grills as he wants (four, currently). He lives on Mud Island with his wife and son, and their dog, GG.



KELCEY WRIGHT JOHNSON

GRIND CITY MEDIA DIGITAL HOST AND CONTRIBUTOR

Kelcey Wright Johnson enters her fourth season as a digital host and contributor for Grind City Media, where she hosts, reports and creates content across all platforms including digital and social channels, game-night productions and broadcasts.

Wright Johnson hosts a bi-weekly podcast called "Just Grizzlies", which highlights a different Memphis Grizzlies player each episode. The podcast explores not only basketball, but the players' interests off the court, as well as current events happening around the league.

She also hosts walk-off interviews with players after each home win which can be found on the jumbotron, as well as on the Grizzlies social media channels.

Wright Johnson is a former college basketball player who started her broadcast career covering the World University Games. She has since worked seven international, multi-sport Games around the world including in Spain, Russia, Taiwan and Kazakhstan. The Toronto native spent three seasons covering the Toronto Raptors and providing NCAA basketball coverage to a number of Canadian outlets like NBA TV Canada, Yahoo Sports and TSN before joining the Grizzlies. She also worked as the first-ever on-camera reporter for DAZN Canada during Team Canada's World Cup qualifying games in 2018.

Throughout her career, Wright Johnson has also covered major sporting events such as the Pro Football Hall of Fame Inductions, Pan Am Games, Gatorade Athlete of the Year Awards, BioSteel All-Canadian games and more.

Wright Johnson received her bachelor's degree from Ryerson University in Toronto and her master's degree from Western University, where she was a five-year captain of the schools' basketball teams and still holds school records for most 3-pointers made in a career.



JESSICA BENSON

GRIND CITY MEDIA DIGITALHOST AND CONTRIBUTOR/GRIZZLIES RADIO
PREGAME, POSTGAME AND HALFTIME HOST

Jessica Benson enters her third season with Grind City media as host of "Rise and Grind." She also hosts the Grizzlies' radio broadcast pregame, postgame and halftime shows on 92.9 FM ESPN.

Before joining the Grizzlies, Benson served as the weekend sports anchor for WATN-TV, the ABC affiliate in Memphis. She also filled in as a host on a variety of shows for 92.9 FM ESPN.

Prior to her time in Memphis, Benson was the sports director and weekday sports anchor for KNDU-TV and SWX in the Tri-Cities, Wash. She has also worked with ESPN's "SportsNation," USCFootball.com, NBC at the 2012 London Olympic Games, the Rose Bowl (2012-14), the 2014 BCS National Championship Game and NBC Nightly News.

Benson graduated Summa Cum Laude from the University of Southern California with a degree in broadcast and digital journalism and minors in sports media studies and popular music studies.

INTRO

PLAYERS

EXECUTIVE

BASKETBALL
OPS

BUSINESS
OPS

MEDIA

COMMUNITY

HISTORY

PLAYOFFS

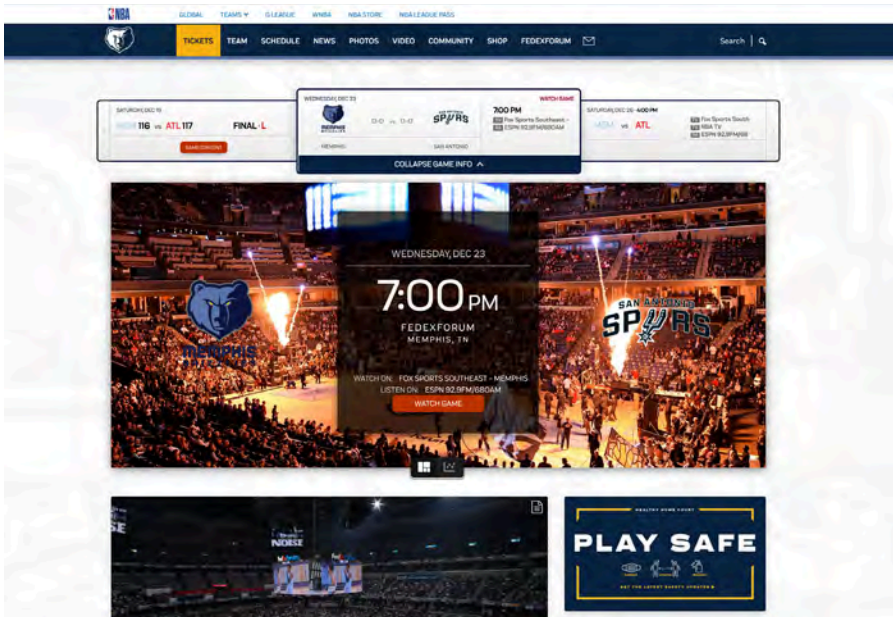
REVIEW

OPPONENTS

NBA

FEDERATION

AT A GLANCE



GRIZZLIES.COM

OFFICIAL WEBSITE OF THE MEMPHIS GRIZZLIES

Stay connected to your home team with grizzlies.com – the official website of the Memphis Grizzlies. From buying tickets, breaking news and behind-the-scenes features to community activities, live chats, post-game recaps, photos, social updates and video highlights, grizzlies.com offers something for Grizzlies fans of all ages to connect with their home team.

Grizzlies E-News

Sign up to receive the latest news and special offers delivered right to your inbox each week from your Memphis Grizzlies. Visit grizzlies.com for more information.

FEDEXFORUM.COM

Looking for the latest information about FedExForum, the Mid-South's most luxurious sports and entertainment venue? Visit fedexforum.com, where you can find our A-to-Z Visitor Guide and everything from the event calendar to parking information. Fans can purchase tickets to FedExForum events and sign up to receive FedExForum Event Alert e-mails for the latest show information and subscriber presale opportunities. Fans attending a Grizzlies game can get an early view from their seats with Seats in 3D, which shows realistic views of the floor surface from every section of the arena. Visit fedexforum.com to learn about Memphis' most exciting entertainment venue located in the heart of downtown on historic Beale Street.



TELEVISION STATIONS

WREG (CBS 3)

803 Channel 3 Dr., Memphis, TN 38103
 Main: (901) 543-2333
 Sports Director: Mike Ceide (901) 543-2118
 Sports Anchor/Reporter: Samaria Terry (901) 543-2117
 Photographer: Jeff Woods (901) 237-6477

WMC (NBC 5)

1960 Union Ave., Memphis, TN 38104
 Main: (901) 726-0555
 Sports Director: Jarvis Greer (901) 726-0568
 Sports Anchor/Reporter: Matt Infield (516) 941-7351

WHBQ (FOX 13)

485 South Highland St., Memphis, TN 38111
 Main: (901) 320-1313

WATN LOCAL 24 (ABC 24)

1725 N. Shelby Oaks Drive, Suite 101, Memphis, TN 38134
 Main: (901) 321-2430
 Fax: (901) 321-7524
 Sports Anchor: Clayton Collier (901) 323-2430
 Sports Reporter: Erin Wilson (901) 237-6695

Bally Sports Southeast

1175 Peachtree St. NE
 100 Colony Square, Suite 200, Atlanta, GA 30361
 Main: (404) 230-7300

RADIO STATIONS

Flagship Station:

WMFS (ESPN 92.9 FM / 680 AM)
 1835 Moriah Woods Blvd., Building #1, Memphis, TN 38117
 Main: (901) 384-5900
 Program Director: Brad Carson

WHBQ (Sports 56.87 FM / 560 AM)

Flinn Broadcasting Company
 6080 Mt. Moriah Rd., Memphis, TN 38115
 Main: (901) 375-9324
 Program Director: Eli Savoie

SPORTS EDITORS, WRITERS AND COLUMNISTS – LOCAL

Commercial Appeal

495 Union Ave., Memphis, TN 38103
 Main: (901) 529-2345
 Beat Writer: Damichael Cole (901) 201-2848
 Columnist: Mark Giannotto (901) 529-2364

Daily Memphian

254 Court Ave., Fourth Floor, Memphis, TN 38103
 Main: (901) 501-6391
 Sports Editor: David Boyd (901) 626-1730
 Lead Grizzlies Writer: Drew Hill (502) 457-7784
 Columnist: Geoff Calkins (901) 842-1806
 Reporter: Chris Herrington (901) 842-1814

Associated Press

Sports Editor: Teresa Walker (615) 812-2854
 Memphis Correspondent: Clay Bailey (901) 842-1802

Memphis Business Journal

80 Monroe Ave., Suite 600, Memphis, TN 38103
 Main: (901) 523-1000
 Sports: Corey Davis (901) 259-1726

Contemporary Media

Memphis Flyer, Memphis Magazine

460 Tennessee St., Suite 200 Memphis, TN 38103
 Main: (901) 521-9000
 Fax: (901) 521-0129
 Managing Editor for Memphis Magazine:
 Frank Murtaugh (901) 575-9432
 Grizzlies Writers: Sharon Brown (901) 596-5171,
 Aimee Stiegemeier (901) 848-1882

Tri-State Defender

203 Beale Street, Suite 200, Memphis, TN 38103
 Main: (901) 523-1818
 Fax: (901) 578-5037
 Sports Editor: Dr. Karanja Ajanaku (901) 746-5205
 Grizzlies Writers: Terry Davis (901) 326-1422

INTRO

PLAYERS

EXECUTIVE

BASKETBALL OPS

BUSINESS OPS

MEDIA

COMMUNITY

HISTORY

PLAYOFFS

REVIEW

OPPONENTS

NBA

FEDERATION

AT A GLANCE



THE DON POIER MEDIA CENTER

On January 21, 2005, the Memphis Grizzlies suffered a tremendous loss when the team's play-by-play announcer, Don Poier, passed away at the age of 53. Poier was known as "the Voice of the Grizzlies," serving as a radio and television announcer since the team's inception in Vancouver in 1995.

He brought to Grizzlies broadcasts knowledge of the team and passion for the game that was second to none. His legacy to the franchise was secured in April 2005 when the team named the media suite at FedExForum the Don Poier Media Center. A banner was also hung from the rafters in FedExForum in his honor.



When the Grizzlies moved to Memphis from Vancouver in 2001, Poier immediately became a fixture in Memphis. Fans who had never heard him call a game before instantly fell in love with his style. He was the team's biggest supporter, yet was unafraid to tell the truth if the team was playing poorly.

His catchphrases, which he always came up with on the spot, never failed to make listeners chuckle. His signature phrase, 'Only in the movies and in Memphis,' was used regularly during the 2003-04 season as the team embarked on its amazing 50-win season and first playoff appearance. As one of the original Grizzlies, no one was more excited to be a part of that season's magical ride than Don Poier, who had been through the highest of highs and lowest of lows with the Grizzlies. But Poier's contributions in the broadcast booth were only the tip of the iceberg of a life that touched so

many. His wife, Barb, came to every Grizzlies home game and became as much a fixture at the arena as her husband.

Don and Barb derived great pleasure from their blended family, which included Don's three daughters, Barb's five children and 10 grandchildren. Although these were the immediate members of Poier's family, by no means were they the only members.

Anyone who worked for the Grizzlies organization was a member of the Poier family. He made a point of introducing himself to everyone he didn't know. His large family grew to thousands as he recruited each fan who listened to his distinctive booming voice.

His spirit and generosity also extended to the community. Poier was a fixture at Grizzlies community events, attending dozens of events on behalf of the Grizzlies every year. He was a member of the Bellingham Boys and Girls Club in Washington State, and hosted a summer golf tournament in his home state of Washington.

Poier's memory will always be treasured by his Grizzlies family.



The Grizzlies honored Don Poier, "The Voice of the Grizzlies," by naming the media center in FedExForum after him.

COMMUNITY





COMMUNITY ENGAGEMENT

MEMPHIS GRIZZLIES COMMUNITY ENGAGEMENT

Mission Statement

The Memphis Grizzlies are committed to making a difference in the lives of underserved youth and families across the Mid-South region. Our broad areas of support include education, health and fitness, and service.

Education

The Memphis Grizzlies are dedicated to helping prepare Memphis students for success and avidly promoting education and college preparedness through targeted academic enrichment initiatives and programs. This includes literacy (reading and financial) and STEAM (Science, Technology, Engineering, Arts & Math).

Memphis Grizzlies Scholars Program

The Memphis Grizzlies Scholars Program (MGSP), in partnership with Mid-South Ford Dealers, is a selective high school prep program for rising eighth grade students in Memphis. Students participate in an immersive learning experience structured to accelerate student growth, leadership skills, and cultural identity. Ultimately preparing students to apply to the competitive high school of their choice. Scholars that have completed the program have received a 100 percent college acceptance rate.

Stronger Together Memphis

Stronger Together Memphis, presented by Pepsi, is a catalyst that provides equitable educational and economic opportunities for young men and women of color in college and high school. Stronger Together Memphis is built on four engagement pillars: community bridge building through sports, mentorship, workforce development and HBCU awareness.

Health & Fitness

Committed to creating a healthier Mid-South, the Grizzlies work to increase access to health and fitness options, educating individuals about healthy life choices and inspiring individuals to make healthy decisions.

GrizzFit

GrizzFit is a "no experience necessary" fitness program, designed to introduce students to different forms of physical exercise while educating and challenging them to make healthier choices in their everyday lives. Sessions introduce new muscle groups, healthy tips, character-building challenges and activities each week. GrizzFit Coaches create a safe space for students to exercise and build relationships, emphasizing fun and form, while encouraging every participant to work at their own level. In 2020, over 6,700 minutes of physical movement were completed through virtual programming and over 3,000 students participated in Physical Education takeovers with Shelby County Schools.



Grizz Fuel

Grizz Fuel, in partnership with BlueCross BlueShield of Tennessee, educates youth on how to make proper decisions about their healthy habits with nutrition. It provides hands-on engagement that allows them to see and demonstrate the correlation between proper foods with increased energy levels, moods and improved immune systems and weight loss from the choices they make in their daily lives.

Service

By leveraging our brand, resources and partnerships, our goal is to strengthen and foster more vibrant communities and engaged individuals. Grizzlies players, coaches and front office staff give back to the community each year through a variety of service-driven projects that are impactful through employee volunteer service opportunities.

Grizzlies Connect

Grizzlies Connect is the organization's overarching umbrella for all employee volunteer activations. Grizzlies Connect is a way to provide fun, engaging and high-impact service driven projects that impact the Mid-South community. Grizzlies Connect also helps to increase employee engagement and team building through volunteer opportunities while also promoting brand alignment with businesses that share similar thoughts on community engagement. This past season, employees have contributed over 5,000 hours of sweat equity back into the Mid-South community.



Additional Outreach Efforts

- Grizz Goes Back to School
- Girls Summit
- Grizz Shop Local
- Grizz Ticket Assist
- Grizzlies CommUNITY Conversations
- HBCU Night
- Hoops for St. Jude Campaign
- Jr. Achievement Biz Town
- Math Hoops
- Martin Luther King Jr. Day
- Read to Achieve
- RePRESENT Every Day
- Season of Giving
- Player Community Initiatives

To learn more about the Memphis Grizzlies' community engagement initiatives, visit <http://grizzlies.com/community>.

MEMPHIS GRIZZLIES FOUNDATION

The Memphis Grizzlies Foundation is a non-profit organization dedicated to harnessing the power and promise of sport to transform lives, through mentoring. The Foundation is focused on funding and creating youth mentoring and development programs that help students discover and meet their potential. Since 2001, the Foundation has invested more than \$53.6 million to platforms for youth mentoring all as a means to help prepare every student in Memphis for success in college, career and life.

In 2020, the Foundation donated over \$500,000 in grants to organizations across the Mid-South. Organizations that receive grants are all MENTOR Memphis Grizzlies member organizations who demonstrate best practice mentoring by meeting the benchmarks outlined in the Elements of Effective Practice for Mentoring. Each grant has been uniquely designed to support organizations in select areas of their programs such as; expansion of established programs to under-served areas, program enhancements for established quality mentoring programs, professional development for youth and mentoring practitioners and first-year implementation of new adult to youth mentoring programs.

Grant Recipients

Professional Development Grant

- Freeman Outreach Center
- Beautiful Spirited Women (BSW)
- Memphis Bears Inc. PAL

First Year Implementation Grant

- World Relief Memphis

Program Enhancement Grant

- Big Brothers Big Sisters of the Mid-South
- LITE Memphis
- STREETS Ministries
- City Year of Memphis
- Code Crew

Program Enhancement Grant

- JIFF | Juvenile Intervention and Faith-based Follow-Up
- Indie Memphis
- New Ballet Ensemble
- Reach Memphis
- Grizzlies Prep
- Youth Villages

MENTOR Memphis Grizzlies

The Memphis Grizzlies Foundation, an affiliate of **MENTOR: The National Mentoring Partnership**, MENTOR Memphis Grizzlies (MMG) unites a broad range of local community organizations, businesses and civic leaders to promote, support and advocate for youth mentoring. With a focus on increasing quality and quantity of mentor relationships in the Mid-South, MENTOR Memphis Grizzlies provides leadership, resources, and best-practice training, to local mentoring programs serving over 3,000 young people across the Memphis area. In addition, the Grizzlies Foundation provides capacity building grants to a dozen local organizations that implement mentoring in unique ways.





GRIZZLIES FOUNDATION

TEAM Mentor Program

The Grizzlies TEAM Mentor Program aims to create meaningful relationships between caring adults and local middle school students through mentoring. TEAM Mentor uses an innovative group model and places three volunteer, adult mentors with six students to form a TEAM. Each TEAM functions as a micro-community to form its own unique identity, culture, values and voice through developmental relationship best practices, civic engagement, peer interaction and experiential learning. TEAM Mentor is a school-based program, taking place after school, one hour per week and operates out of select schools across the City of Memphis.

For more information about the Grizzlies Foundation, visit www.grizzliesfoundation.org.



COMMUNITY

Notable Awards

- 2017 ESPN Sports Humanitarian Team of the Year (Finalist)
- 2013 President's Council on Fitness, Sports & Nutrition
- 2012 Beyond Sport "Sports Team of the Year"
- 2011 Beyond Sport "Sports Team of the Year" (Shortlist)
- 2008 Crystal Award for Outstanding Foundation
- 2007 Steve Patterson Award for Excellence in Sports Philanthropy
- 2006 Corporate Volunteer Council Partnership Award

Memphis Grizzlies Preparatory Charter School

Grizzlies Prep serves an all-male, largely African-American population of fifth-to-eighth graders. It is the only public middle school in the nation founded by an NBA team. It is also one of only a few schools to consistently grow students an average of two grade levels per year. Grizzlies Prep provides an excellent academic foundation, social-emotional development, and incredible opportunities so families can feel confident in the future. Community members now have opportunities to volunteer at Grizzlies Prep as mentors and lunch buddies. For more information, visit www.grizzliesprep.org.



NBA CARES

NBA Cares is the league's global social responsibility program that builds on the NBA's mission of addressing important social issues. NBA Cares programs and participants have provided more than 5.8 million hours of hands-on service and created more than 1,675 places where kids and families can live, learn or play in communities around the world. Internationally, NBA Cares has created more than 332 places where kids and families can live, learn or play in 40 countries and territories. NBA Cares works with nationally and internationally recognized youth-serving programs that support education, youth and family development, and health-related causes, including: Boys & Girls Clubs of America, Vera Institute of Justice, Thurgood Marshall College Fund, UNICEF, Special Olympics, The Jed Foundation, Share Our Strength and GLSEN.



HISTORY





ALL-TIME TEAM RECORDS

WIN/LOSS RECORDS

(Franchise records shown in bold)

YEAR-BY-YEAR RESULTS

Season	Overall Record					Home			Road			Record by Months							
	W	L	Pct	GB	Finish	W	L	Pct	W	L	Pct	Oct	Nov	Dec	Jan	Feb	Mar	Apr	May-Aug
2021-22	56	26	.683	-	1st SW	30	11	.732	26	15	.634	3-3	8-7	12-4	12-4	8-2	11-3	2-3	
2020-21	38	34	.528	4.0	2nd SW	18	18	.500	20	16	.556				1-3	7-3	7-9	7-8	6-4
2019-20	34	39	.466	10.5	3rd SW	20	17	.541	14	22	.389	1-3	4-10	8-8	11-4	5-6	3-2	10-7	2-6
2018-19	33	49	.402	20	5th SW	21	20	.512	12	29	.293	4-2	9-6	5-10	2-14	4-7	7-7	2-3	
2017-18	22	60	.268	43	5th SW	16	25	.390	6	35	.146	5-2	2-11	5-12	6-7	0-10	3-13	1-5	
2016-17	43	39	.524	18	3rd SW	24	17	.585	19	22	.463	2-1	9-7	11-6	7-7	7-4	6-9	1-5	
2015-16	42	40	.512	25	3rd SW	26	15	.634	16	25	.390	2-1	8-7	8-8	10-4	7-4	6-10	1-6	
2014-15	55	27	.671	1	2nd SW	31	10	.756	24	17	.585	2-0	13-2	8-6	12-4	7-4	9-8	4-3	
2013-14	50	32	.610	12	3rd SW	27	14	.659	23	18	.561	0-1	8-7	5-9	12-3	7-5	12-5	6-2	
2012-13	56	26	.683	2	2nd SW	32	9	.780	24	17	.585	0-1	12-1	7-7	10-7	9-2	11-6	7-2	
2011-12	41	25	.621	9	2nd SW	26	7	.788	15	18	.455			1-2	10-8	9-5	8-7	13-3	
2010-11	46	36	.561	15	4th SW	30	11	.732	16	25	.390	2-1	6-9	6-8	11-6	8-4	9-5	4-3	
2009-10	40	42	.488	15	4th SW	23	18	.561	17	24	.415	1-1	5-11	9-4	10-5	5-8	8-7	2-6	
2008-09	24	58	.293	30	5th SW	16	25	.390	8	33	.195	1-1	3-12	6-9	1-13	4-8	4-11	5-4	
2007-08	22	60	.268	34	5th SW	14	27	.341	8	33	.195	0-1	5-9	3-12	5-11	1-11	5-11	3-5	
2006-07	22	60	.268	45	5th SW	14	27	.341	8	33	.195	4-11	3-14	5-10	3-9	4-11	3-5		
2005-06	49	33	.598	14	3rd SW	30	11	.732	19	22	.463	10-5	9-5	7-8	5-8	10-6	8-1		
2004-05	45	37	.549	14	4th SW	26	15	.634	19	22	.463	5-10	9-7	12-3	5-5	8-6	6-6		
2003-04	50	32	.610	8	3rd Mid	31	10	.737	19	22	.463	0-1	7-7	8-9	10-4	10-3	13-2	2-6	
2002-03	28	54	.341	32	6th Mid	20	21	.488	8	33	.195	0-1	2-13	7-8	4-10	5-7	8-9	2-6	
2001-02	23	59	.280	35	7th Mid	15	26	.359	8	33	.195	3-12	6-9	4-11	2-10	4-11	4-6		
MEM	819	868	.485			490	354	.581	329	514	.390	23-20	123-157	137-160	168-146	118-131	156-156	86-87	8-10
2000-01	23	59	.280	35	7th Mid	15	26	.359	8	33	.195	1-0	5-9	2-13	4-11	6-8	3-11	2-7	
1999-00	22	60	.268	33	7th Mid	12	29	.293	10	31	.244		3-11	3-12	6-8	6-7	1-14	3-8	
1998-99	8	42	.160	29	7th Mid	7	18	.280	1	24	.040				4-9	2-15	2-15		0-3
1997-98	19	63	.232	43	6th Mid	14	27	.341	5	36	.122	0-1	7-10	3-9	3-13	1-9	2-14	3-7	
1996-97	14	68	.171	50	7th Mid	8	33	.195	6	35	.146		2-15	4-10	2-15	3-9	1-13	2-6	
1995-96	15	67	.183	44	7th Mid	10	31	.244	5	36	.122		2-13	3-12	5-9	1-8	0-17	4-8	
TOTAL	920	1227	.429			556	518	.518	364	709	.339	24-21	142-215	152-216	188-202	149-181	165-241	102-138	8-13

- Southwest -	- Pacific -	- Northwest -	- Western Conf -	- Atlantic -	- Southeast -	- Central -	- Eastern Conf -
---------------	-------------	---------------	------------------	--------------	---------------	-------------	------------------

Season	W	L	W	L	W	L	W	L	Pct	W	L	W	L	W	L	W	L	Pct
2021-22	11	5	15	3	10	8	36	16	.692	6	4	5	5	9	1	20	10	.667
2020-21	6	6	6	9	7	8	19	23	.452	6	4	8	2	5	5	19	11	.633
2019-20	4	9	8	10	8	7	20	26	.435	3	4	7	3	4	6	14	13	.519
2018-19	8	8	7	11	9	9	24	28	.462	3	7	3	7	3	7	9	21	.300
2017-18	5	11	8	10	5	13	18	34	.346	2	8	1	9	1	9	4	26	.133
2016-17	8	8	9	9	11	7	28	24	.538	5	5	5	5	5	5	15	15	.500
2015-16	7	9	9	9	9	9	25	27	.481	7	3	3	7	7	3	17	13	.567
2014-15	9	7	13	5	13	5	35	17	.673	8	2	7	3	5	5	20	10	.667
2013-14	4	12	14	4	11	7	29	23	.558	6	4	8	2	7	3	21	9	.700
2012-13	10	6	12	4	12	6	34	18	.654	8	2	6	4	8	2	22	8	.733
2011-12	7	8	9	7	10	7	26	22	.542	4	2	5	0	6	1	15	3	.833
2010-11	8	8	11	7	11	7	30	22	.577	5	5	4	6	7	3	16	14	.533
2009-10	5	11	9	9	8	10	22	30	.423	8	2	4	6	6	4	18	12	.600
2008-09	5	11	8	10	1	17	14	38	.269	1	9	5	5	3	6	10	20	.333
2007-08	2	14	4	14	5	13	11	41	.212	4	6	5	5	2	8	11	19	.367
2006-07	2	14	4	14	8	10	14	38	.269	3	7	4	6	1	9	8	22	.267
2005-06	6	10	13	5	12	6	31	21	.596	6	4	8	2	4	6	18	12	.600
2004-05	7	9	11	7	9	9	27	25	.519	8	2	6	4	4	6	18	12	.600
TOTAL	116	166	170	147	159	158				93	79	94	81	87	89			

*Notes: Franchise located in Vancouver, BC, Canada from 1995-96 to 2000-01 before relocating to Memphis, Tennessee in July 2001.

NBA realignment prior to the 2004-05 season divided each conference into three divisions. Prior to that, there were two divisions per conference.

HISTORY

ALL-TIME TEAM RECORDS



Season	Midwest		Pacific		Western Conf			Atlantic		Central		Eastern Conf			Before AS		After AS	
	W	L	W	L	W	L	Pct	W	L	W	L	W	L	Pct	W	L	W	L
2021-22					36	16	.692					20	10	.667	41	19	15	7
2020-21					19	23	.452					19	11	.633	16	16	22	18
2019-20					20	26	.435					14	13	.519	28	26	6	13
2018-19					24	28	.462					9	21	.300	23	36	10	13
2017-18					25	27	.481					17	13	.567	31	22	11	18
2016-17					28	24	.538					15	15	.500	34	24	9	15
2015-16					25	27	.481					17	13	.567	31	22	11	18
2014-15					35	17	.673					20	10	.667	39	14	16	13
2013-14					29	23	.558					21	9	.700	29	23	21	9
2012-13					34	18	.654					22	8	.733	33	18	23	8
2011-12					26	22	.542					15	3	.833	19	15	22	10
2010-11					30	22	.577					16	14	.533	31	26	15	10
2009-10					22	30	.423					18	12	.600	26	25	14	17
2008-09					14	38	.269					10	20	.333	15	37	9	21
2007-08					11	41	.212					11	19	.367	14	38	8	22
2006-07					14	38	.269					8	22	.267	14	40	8	20
2005-06					31	21	.596					18	12	.600	29	23	20	10
2004-05					27	25	.519					18	12	.600	30	23	15	14
2003-04					28	24	.538					22	8	.733	30	22	20	10
2002-03	15	19	16	12	12	40	.231	11	3	11	5	16	14	.533	13	35	15	19
2001-02	7	17	7	21	14	38	.269	4	10	5	11	9	21	.300	14	35	9	24
MEM					497	553	.473					322	293	.524	527	555	293	313
2000-01	2	22	9	19	11	41	.212	6	8	6	10	12	18	.400	13	36	10	23
1999-00	6	18	6	22	12	40	.231	5	9	5	11	10	20	.333	14	34	8	26
1998-99	3	18	5	18	8	36	.182	0	2	0	4	0	6	.000				
1997-98	4	20	10	18	14	38	.269	1	13	4	12	5	25	.167	13	36	6	27
1996-97	6	18	3	25	9	43	.173	4	10	1	15	5	25	.167	9	42	5	26
1995-96	3	21	6	22	9	43	.173	4	10	2	14	6	24	.200	10	37	5	30
TOTAL					560	816	.407					360	411	.467	586	740	326	445

*Notes Franchise located in Vancouver, BC, Canada from 1995-96 to 2000-01 before relocating to Memphis, Tennessee in July 2001.

NBA realignment prior to the 2004-05 season divided each conference into three divisions. Prior to that, there were two divisions per conference.

TEAM WON & LOST STREAKS

Wins & Losses	Games	First Game	Last Game
Most consecutive wins, overall & single season	11	12/26/21 @ SAC	1/13/22 vs MIN
Most consecutive losses, overall & single season	23	2/16/96 vs ATL	4/2/96 @ POR
Most consecutive wins, home, overall	22	2/11/14 vs WAS	11/23/14 vs LAC
Most consecutive wins, home, single season	14	2/11/14 vs WAS	4/16/14 vs LAC
Most consecutive losses, home, overall & single season	11	2/16/96 vs ATL	3/31/96 vs CHA
Most consecutive wins, road, overall & single season	7	2/17/10 @ TOR	3/10/10 @ BOS
Most consecutive losses, road, overall	30	2/19/99 @ MIN	12/6/99 @ HOU
Most consecutive losses, road, single season	23	2/19/99 @ MIN	5/5/99 @ SAC

MONTHLY TEAM WON & LOST RECORDS

Category	Best	Month(s)	Worst	Month(s)
Overall Record	8-1 .889	April 2006	0-17 .000	March 1996
	13-2 .867	November 2014	0-10 .000	February 2018
	13-2 .867	March 2004		
Home Record	9-0 1.000	April 2012	0-7 .000	March 1996
Road Record	7-1 .875	March 2004, January 2014	0-10 .000	March 1996, April 1999

ALL-TIME SERIES

WESTERN CONFERENCE	Overall		Home		Road		EASTERN CONFERENCE	Overall		Home		Road	
	W	L	W	L	W	L		W	L	W	L	W	L
Dallas	32	72	18	34	14	38	Atlanta	20	32	12	13	8	19
Denver	39	60	29	21	10	39	Boston	19	33	10	16	9	17
Golden State	48	51	29	22	19	29	Brooklyn	28	23	14	11	14	12
Houston	42	64	28	25	14	39	Charlotte *	22	25	11	12	11	13
LA Clippers	49	52	29	21	20	31	Chicago	24	29	15	11	9	18
LA Lakers	38	61	23	27	15	34	Cleveland	20	31	14	12	6	19
Minnesota	50	51	29	21	21	30	Detroit	25	27	13	13	12	14
New Orleans **	32	38	20	15	12	23	Indiana	20	32	14	13	6	19
Oklahoma City	33	65	21	28	12	37	Miami	23	28	13	12	10	16
Phoenix	40	58	23	25	17	33	Milwaukee	25	26	14	12	11	14
Portland	43	55	23	26	20	29	New Orleans **	2	2	2	0	0	2
Sacramento	47	52	32	18	15	34	New York	26	24	14	11	12	13
San Antonio	32	74	19	34	13	40	Orlando	26	25	18	8	8	17
Utah	35	63	20	28	15	35	Philadelphia	26	25	15	11	11	14
							Toronto	25	27	13	12	12	15
							Washington	29	22	21	5	8	17

VS WC - ALL-TIME 560 816 343 345 217 471 VS EC - ALL-TIME 360 411 213 172 147 239

*Charlotte defined as statistical information from the Charlotte Hornets (1989-2002, 2014-present) and Charlotte Bobcats (2004-14) franchise. Statistical information, records and history of Charlotte NBA basketball returned to the current Charlotte franchise from the New Orleans Pelicans on May 20, 2014.

**New Orleans defined as statistical information from the New Orleans Hornets (2002-13), New Orleans/Oklahoma City Hornets (2005-07) and New Orleans Pelicans (2013-present). From 2002-03 through 2003-04, the New Orleans Hornets were members of the Eastern Conference and switched to the Western Conference at the start of the 2004-05 season.

INTRO
PLAYERS
EXECUTIVE
BASKETBALL OPS
BUSINESS OPS
MEDIA
COMMUNITY
HISTORY
PLAYOFFS
REVIEW
OPPONENTS
NBA
FEDERATION
AT A GLANCE



ALL-TIME TEAM RECORDS

ALL-TIME COACHES RECORDS

Season	Head Coach	Won	Lost	Pct	Note	Assistant Coaches
MEMPHIS						
2021-22	Taylor Jenkins	56	26	.683		Blake Ahearn, Brad Jones, Darko Rajakovic, David McClure, James "Scoonie" Penn, Sonia Raman, Vitaly Potapenko
2020-21	Taylor Jenkins	38	34	.528		Blake Ahearn, Brad Jones, Darko Rajakovic, David McClure, James "Scoonie" Penn, Sonia Raman, Vitaly Potapenko
2019-20	Taylor Jenkins	34	39	.466		Niele Ivey, Brad Jones, David McClure, James "Scoonie" Penn, Vitaly Potapenko, Neven Spahija, Blake Ahearn
2018-19	J.B. Bickerstaff	33	49	.402		Chad Forcier, Jerry Stackhouse, Greg Buckner, Vitaly Potapenko, Nick Van Exel, Adam Mazarei
2017-18	J.B. Bickerstaff	15	48	.238	From 11/27/17	Keith Smart, Bob Bender, Nick Van Exel, Adam Mazarei, Greg Buckner
	David Fizdale	7	12	.368	To 11/27/17	J.B. Bickerstaff, Keith Smart, Bob Bender, Nick Van Exel, Adam Mazarei
2016-17	David Fizdale	43	39	.524		J.B. Bickerstaff, Keith Smart, Bob Bender, Nick Van Exel, Adam Mazarei
2015-16	Dave Joergler	42	40	.512		Elston Turner, Jeff Bzdelik, Bob Thornton, Shawn Respert, Duane Ticknor, Jason March
2014-15	Dave Joergler	55	27	.671		Elston Turner, Jeff Bzdelik, Bob Thornton, Shawn Respert, Duane Ticknor, Jason March
2013-14	Dave Joergler	50	32	.610	From 6/27/14	Elston Turner, Duane Ticknor, Bob Thornton, Shawn Respert
2012-13	Lionel Hollins	56	26	.683	To 6/10/13	Dave Joergler, Henry Bibby, Bob Thornton, Barry Hecker, Mitchell Anderson, Lloyd Pierce
2011-12	Lionel Hollins	41	25	.621		Dave Joergler, Henry Bibby, Bob Thornton, Barry Hecker
2010-11	Lionel Hollins	46	36	.533		Johnny Davis, Henry Bibby, Dave Joergler, Barry Hecker, Damon Stoudamire, Mitchell Anderson
2009-10	Lionel Hollins	40	42	.488		Johnny Davis, Henry Bibby, Dave Joergler, Barry Hecker, Damon Stoudamire
2008-09	Lionel Hollins	13	26	.333	From 1/25/09	Johnny Davis, Henry Bibby, Dave Joergler, Barry Hecker, Damon Stoudamire
	Johnny Davis	0	2	.000	1/23/09 to 1/25/09	Kevin O'Neill, Andy Greer, Dave Joergler, Ron DuBois
	Marc Iavaroni	11	30	.268	To 1/23/09	Johnny Davis, Kevin O'Neill, Andy Greer, Dave Joergler, Ron DuBois
2007-08	Marc Iavaroni	22	60	.268		Johnny Davis, Gordon Chiesa, Andy Greer, Dave Joergler, Ron DuBois
2006-07	Tony Barone Sr.	16	36	.308	12/30/06 to 4/18/07	Mitchell Anderson, Paul Cormier, Lionel Hollins
	Mike Fratello	6	24	.200	To 12/28/06	Mitchell Anderson, Paul Cormier, Lionel Hollins
2005-06	Mike Fratello	49	33	.598		Mitchell Anderson, Eric Musselman, Lionel Hollins
2004-05	Mike Fratello	40	26	.606	From 12/3/04	Mitchell Anderson, Eric Musselman, Lionel Hollins
	Lionel Hollins	0	4	.000	11/26/04 to 12/1/04	Tony Barone Sr., Brendan Brown, Hal Wissel
	Hubie Brown	5	7	.417	To 11/25/04	Tony Barone Sr., Brendan Brown, Lionel Hollins, Hal Wissel
2003-04	Hubie Brown	50	32	.610		Tony Barone Sr., Brendan Brown, Lionel Hollins, Hal Wissel
2002-03	Hubie Brown	28	46	.378	From 11/15/02	Tony Barone Sr., Brendan Brown, Lionel Hollins, Hal Wissel
	Sidney Lowe	0	8	.000	To 11/11/02	Bob Staak, Scott Roth, Lionel Hollins, Mitchell Anderson
2001-02	Sidney Lowe	23	59	.280		Bob Staak, Scott Roth, Michael Adams, Mitchell Anderson
VANCOUVER						
2000-01	Sidney Lowe	23	59	.280		Bob Staak, Scott Roth, Michael Adams, Mitchell Anderson
1999-00	Lionel Hollins	18	42	.300	12/18/99 to 4/19/00	Jim Boylan, Jack Nolan, Lawrence Frank
	Brian Hill	4	18	.182	To 12/15/99	Lionel Hollins, Jim Boylan, Jack Nolan, Lawrence Frank
1998-99	Brian Hill	8	42	.160		Lionel Hollins, Jim Boylan, Jack Nolan
1997-98	Brian Hill	19	63	.232		Lionel Hollins, Jim Boylan, Jack Nolan
1996-97	Stu Jackson	6	33	.154	1/25/97 to 4/19/97	Lionel Hollins, Rex Hughes, Jimmy Powell
	Brian Winters	8	35	.186	To 11/23/97	Lionel Hollins, Rex Hughes, Jimmy Powell
1995-96	Brian Winters	15	67	.183		Lionel Hollins, Rex Hughes, Jimmy Powell

Head Coach	Seasons	Won	Lost	Pct
Lionel Hollins	1999-2000, 2004, 2009-13	214	201	.516
Dave Joergler	2013-16	147	99	.598
Taylor Jenkins	2019-present	128	99	.568
Mike Fratello	2004-06	95	83	.534
Hubie Brown	2002-04	83	85	.494
David Fizdale	2016-18	50	51	.495
J.B. Bickerstaff	2017-19	48	97	.331
Sidney Lowe	2000-02	46	126	.267
Marc Iavaroni	2007-09	33	90	.268
Brian Hill	1997-1999	31	123	.201
Brian Winters	1995-1997	23	102	.184
Tony Barone	2006-2007	16	36	.308
Stu Jackson	1997	6	33	.154
Johnny Davis	2009	0	2	.000

ALL-TIME TEAM RECORDS



GRIZZLIES & OPPONENTS STATISTICS BY SEASON

GRIZZLIES

Season	G	Min	FG	FGA	Pct	FT	FTA	Pct	Off	Def	Total	Ast	PF	Stl	TO	Blk	Pts	Avg
MEMPHIS																		
2021-22	82	19780	3571	7739	.461	1393	1898	.734	1159	2873	4032	2131	1620	800	1082	534	9480	115.6
2020-21	72	17405	3085	6608	.467	1184	1536	.763	803	2543	3346	1938	1349	655	957	364	8157	113.3
2019-20	73	17570	3106	6634	.468	1212	1589	.763	754	2643	3397	1965	1546	576	1113	399	8222	112.6
2018-19	82	19980	3116	6924	.450	1453	1882	.772	723	2703	3426	1963	1601	684	1147	448	8490	103.5
2017-18	82	19705	3013	6798	.444	1361	1732	.786	779	2544	3223	1767	1900	613	1227	396	8145	99.3
2016-17	82	19805	2984	6854	.435	1504	1918	.784	886	2621	3507	1744	1840	653	1059	344	8239	100.5
2015-16	82	19830	3019	6859	.440	1584	2024	.783	916	2497	3413	1697	1783	724	1090	350	8126	99.1
2014-15	82	19905	3097	6763	.458	1445	1869	.773	856	2634	3490	1777	1567	700	1094	347	8062	98.3
2013-14	82	19805	3122	6723	.464	1235	1666	.741	950	2526	3476	1792	1568	631	1124	375	7884	96.1
2012-13	82	19805	2964	6679	.444	1349	1746	.773	1059	2445	3504	1715	1660	703	1144	436	7659	93.4
2011-12	66	15940	2425	5422	.447	1142	1504	.759	831	1944	2775	1290	1316	631	955	345	6269	95.0
2010-11	82	19880	3200	6801	.471	1486	1981	.750	970	2391	3361	1691	1705	771	1145	411	8195	99.9
2009-10	82	19905	3223	6875	.469	1461	2202	.733	1070	2496	3566	1543	1655	645	1248	399	8404	102.5
2008-09	82	19805	2865	6311	.454	1570	2077	.756	847	2337	3184	1423	1777	615	1252	385	7698	93.9
2007-08	82	19805	3060	6737	.451	1517	2097	.723	848	2567	3415	1574	1592	503	1251	386	8257	100.7
2006-07	82	19980	2998	6448	.465	1835	2410	.761	866	2375	3241	1680	1827	564	1343	407	8331	101.6
2005-06	82	19855	2746	6125	.448	1476	2077	.711	834	2379	3213	1586	1757	600	1134	442	7558	92.2
2004-05	82	19705	2802	6271	.447	1526	2024	.754	887	2307	3194	1716	1910	699	1197	476	7661	93.4
2003-04	82	19880	2963	6657	.445	1557	2143	.727	1047	2381	3428	1915	1903	795	1226	565	7930	96.7
2002-03	82	19830	3049	6743	.452	1430	1936	.739	943	2466	3409	1892	1678	651	1262	500	7995	97.5
2001-02	82	19780	2851	6535	.436	1334	1883	.708	984	2413	3397	1785	1571	646	1344	488	7372	89.9
Mem	1687	40805	62526	139496	.453	27630	36760	.752	19012	52085	71097	36584	3525	13859	24394	8827	168134	99.7
2000-01	82	19780	2870	6539	.439	1457	1892	.770	894	2431	3325	1899	1733	586	1291	559	7522	91.7
1999-00	82	19855	2932	6441	.449	1594	2060	.774	1005	2324	3239	1700	1881	608	1381	346	7702	93.9
1998-99	50	12175	1643	3838	.428	1009	1408	.717	650	1359	2009	964	1123	420	848	199	4443	88.9
1997-98	82	19830	3006	6567	.458	1586	2145	.739	1081	2313	3394	1960	1809	614	1405	349	7923	96.6
1996-97	82	19780	2819	6453	.437	1230	1734	.709	1023	2155	3178	1862	1755	657	1301	364	7313	89.2
1995-96	82	19880	2772	6483	.428	1446	1988	.724	957	2170	3127	1706	1852	728	1347	333	7362	89.8
Total	2147	519355	79258	175817	.451	35952	47997	.749	24622	64837	89459	46675	45478	7472	31967	10877	210399	98.0

3-POINT FG

1995-96: 372-1129 .329; 1996-97: 445-1274 .349; 1997-98: 325-898 .362; 1998-99: 148-453 .327; 1999-00: 324-898 .361; 2000-01: 325-947 .343; 2001-02: 336-1096 .307; 2002-03: 467-1279 .365; 2003-04: 447-1314 .340; 2004-05: 531-1486 .357; 2005-06: 590-1578 .374; 2006-07: 500-1362 .367; 2007-08: 620-1779 .349; 2008-09: 398-1106 .360; 2009-10: 344-1020 .337; 2010-11: 309-926 .334; 2011-12: 277-849 .326; 2012-13: 382-1107 .345; 2013-14: 405-1147 .353; 2014-15: 423-1246 .339; 2015-16: 423-1246 .339; 2016-17: 504-1521 .331; 2017-18: 767-2169 .354; 2018-19: 758-2152 .352; 2019-20: 811-2368 .342; 2020-21: 798-2297 .347; 2021-22: 803-2258 .356; 2021-22: 945-2679 .353; MEMPHIS TOTAL: 6767-27802 .348; FRANCHISE TOTAL: 11606-33401 .347

DISQUALIFICATIONS

1995-96: 14; 1996-97: 8; 1997-98: 10; 1998-99: 7; 1999-00: 19; 2000-01: 12; 2001-02: 11; 2002-03: 16; 2003-04: 24; 2004-05: 9; 2005-06: 17; 2006-07: 20; 2007-08: 14; 2008-09: 11; 2009-10: 13; 2010-11: 8; 2011-12: 12; 2012-13: 6; 2013-14: 5; 2014-15: 8; 2015-16: 4; 2016-17: 15; 2017-18: 15; 2018-19: 17; 2019-20: 22; 2020-21: 13; 2021-22: 7; MEMPHIS TOTAL: 262; FRANCHISE TOTAL: 332

OPPONENTS

Season	G	Min	FG	FGA	Pct	FT	FTA	Pct	Off	Def	Total	Ast	PF	Stl	TO	Blk	Pts	Avg
MEMPHIS																		
2021-22	82	19780	3305	7269	.455	1417	1837	.771	821	2706	3527	2047	1625	588	1235	496	9014	109.9
2020-21	72	17405	2953	6387	.462	1251	1588	.788	704	2515	3219	1827	1318	552	1068	377	8083	112.3
2019-20	73	17570	2964	6593	.450	1430	1828	.782	757	2519	3276	1874	1474	585	1080	386	8300	113.7
2018-19	82	19705	3036	6836	.446	1688	2196	.769	782	2703	3485	1816	1674	662	1210	421	8654	105.0
2016-17	82	19905	2864	6465	.443	1658	2022	.753	761	2692	3453	1645	1708	574	1171	410	8199	100.5
2015-16	82	19830	2947	6459	.456	1619	2107	.768	830	2711	3541	1792	1732	576	1237	469	8310	101.3
2014-15	82	19905	2954	6684	.442	1225	1651	.742	864	2616	3480	1652	1662	604	1257	424	7796	95.1
2013-14	82	19805	2924	6500	.450	1292	1686	.766	809	2403	3212	1632	1553	591	1162	410	7755	94.6
2012-13	82	19805	2964	6679	.435	1319	1763	.748	845	2359	3204	1599	1643	600	1268	450	7319	89.3
2011-12	66	15940	2278	5132	.444	1163	1522	.764	729	1954	2683	1274	1275	518	1137	363	6136	93.0
2010-11	82	19880	2967	6489	.457	1482	1948	.761	905	2387	3292	1724	1754	613	1367	505	8003	97.6
2009-10	82	19905	3277	6849	.478	1402	1858	.755	907	2349	3256	1875	1840	635	1165	501	8528	104.0
2008-09	82	19805	3018	6378	.473	1574	2043	.770	842	2431	3273	1735	1786	632	1194	443	8146	99.3
2007-08	82	19805	3394	7076	.480	1387	1791	.774	932	2721	3653	1963	1842	711	1096	403	8766	106.9
2006-07	82	19980	3287	6761	.486	1603	2113	.759	965	2483	3448	2062	1992	681	1235	450	8753	106.7
2005-06	82	19855	2691	6172	.436	1465	1942	.754	927	2404	3331	1603	1867	597	1213	456	7255	88.5
2004-05	82	19705	2684	6215	.432	1679	2179	.771	993	2307	3380	1635	1853	612	1303	476	7473	91.1
2003-04	82	19880	2859	6550	.436	1643	2150	.764	1000	2508	3307	1674	1891	673	1395	461	7730	94.3
2002-03	82	19830	3224	7008	.460	1381	1819	.759	1126	2555	3681	1991	1782	714	1213	430	8260	100.7
2001-02	82	19780	3119	6829	.457	1468	1788	.753	1135	2560	3695	1961	1784	781	1207	457	7982	97.3
Mem	1687	40805	62394	138138	.456	30543	39982	.764	18613	52874	71487	37352	35844	13227	25452	9177	169239	100.3
2000-01	82	19780	3143	6791	.463	1317	1798	.732	1052	2534	3586	1933	1768	710	1217	476	7992	97.5
1999-00	82	19855	3136	6613	.474	1530	1989	.769	970	2336	3306	1932	1912	725	1234	519	8163	99.5
1998-99	50	12175	1813	3917	.463	1021	1400	.729	673	1456	2129	1189	1164	490				



ALL-TIME TEAM RECORDS

NBA STATISTICAL RANK BY SEASON

Offensive	95-96	96-97	97-98	98-99	99-00	00-01	01-02	02-03	03-04	04-05	05-06	06-07	07-08
Points per gm	29	28	10	24	26	25	27	8	7	23	27	6	10
Field Goal Pct	27	26	9	19	18	17	21	8	8	16	20	8	15
Free Throw Pct	22	27	16	20	8	6	28	24	24	19	27	13	26
3-Pt Field Goal Pct	28	23	6	21	13	21	28	7	20	12	8	7	22
Off Rebounds per gm	22	15	12	12	19	26	16	20	3	25	25	23	22
Tot Rebounds per gm	28	27	15	23	28	24	24	19	17	30	28	26	18
Assists per gm	25	10	6	23	24	8	16	6	5	20	22	19	28
Steals per gm	5	15	26	16	21	23	16	14	1	5	10	23	28
Turnovers per gm	20	16	28	29	25	20	27	20	16	19	8	26	28
Blocks per gm	24	6	24	27	26	25	7	4	2	5	8	13	17

Offensive (cont.)	08-09	09-10	10-11	11-12	12-13	13-14	14-15	15-16	16-17	17-18	18-19	19-20	20-21
Points per gm	29	7	12	20	27	27	20	24	29	29	30	14	15
Field Goal Pct	21	9	6	16	21	7	9	23	30	27	23	7	18
Free Throw Pct	22	25	23	13	10	23	7	9	13	6	15	19	18
3-Pt Field Goal Pct	21	26	27	25	24	19	22	29	17	25	25	23	20
Off Rebounds per gm	24	1	6	5	3	9	T-21	8	10	18	29	14	2
Tot Rebounds per gm	30	4	16	16	11	19	21	2	24	29	29	5	4
Assists per gm	30	29	T-21	T-24	24	14	15	25	21	26	19	2	4
Steals per gm	T-9	7	1	1	4	14	T-6	6	13	22	6	12	T-1
Turnovers per gm	24	27	T-12	T-14	5	4	7	6	6	23	15	23	10
Blocks per gm	18	18	7	12	12	16	24	21	22	14	T-4	7	12

Offensive (cont.) 21-22

Points per gm	2
Field Goal Pct	19
Free Throw Pct	28
3-Pt Field Goal Pct	17
Off Rebounds per gm	1
Tot Rebounds per gm	1
Assists per gm	6
Steals per gm	1
Turnovers per gm	9
Blocks per gm	1

Defensive	95-96	96-97	97-98	98-99	99-00	00-01	01-02	02-03	03-04	04-05	05-06	06-07	07-08
Points per gm	15	21	28	26	17	26	21	27	15	4	1	29	28
Field Goal Pct	22	26	27	27	28	26	23	28	13	6	6	30	30
Free Throw Pct	8	4	11	16	27	4	18	14	24	27	25	22	29
3-Pt Field Goal Pct	21	19	29	22	4	22	19	23	9	11	2	30	18
Off Rebounds per gm	23	29	25	27	8	26	29	27	29	20	16	23	21
Tot Rebounds per gm	28	27	23	20	3	24	27	25	26	11	14	21	27
Assists per gm	23	25	28	29	21	26	25	29	8	6	10	29	28
Steals per gm	21	24	29	28	25	28	29	24	21	16	18	30	30
Turnovers per gm	20	22	23	14	17	17	13	13	3	4	9	11	22
Blocks per gm	24	26	29	29	28	21	20	22	25	29	29	30	18

Defensive (cont.)	08-09	09-10	10-11	11-12	12-13	13-14	14-15	15-16	16-17	17-18	18-19	19-20	20-21
Points per gm	14	24	13	5	1	3	2	11	3	13	3	21	16
Field Goal Pct	25	24	14	12	3	9	10	18	3	17	7	9	11
Free Throw Pct	16	12	11	25	12	27	7	24	2	18	29	21	27
3-Pt Field Goal Pct	10	15	24	11	2	12	18	22	11	21	21	24	18
Off Rebounds per gm	7	15	18	T-12	3	2	8	12	6	12	5	19	T-12
Tot Rebounds per gm	7	7	8	7	1	1	8	11	7	8	12	14	18
Assists per gm	17	23	14	4	4	4	4	13	3	9	6	18	19
Steals per gm	20	24	20	T-16	6	7	T-8	3	6	21	18	21	18
Turnovers per gm	10	17	1	1	6	20	8	3	13	9	6	12	7
Blocks per gm	25	28	30	22	19	19	20	29	18	23	13	22	20

Defensive (cont.) 21-22

Points per gm	12
Field Goal Pct	10
Free Throw Pct	13
3-Pt Field Goal Pct	11
Off Rebounds per gm	11
Tot Rebounds per gm	7
Assists per gm	16
Steals per gm	7
Turnovers per gm	3
Blocks per gm	30

ALL-TIME TEAM RECORDS



Combination	95-96	96-97	97-98	98-99	99-00	00-01	01-02	02-03	03-04	04-05	05-06	06-07	07-08
Scoring differential	28	29	25	27	26	26	28	22	9	8	6	30	24
Rebound percentage	29	29	22	23	16	27	27	28	23	28	25	25	25

Combination (cont.)	08-09	09-10	10-11	11-12	12-13	13-14	14-15	15-16	16-17	17-18	18-19	19-20	20-21
Scoring differential	26	17	10	12	7	14	8	20	13	27	24	17	15
Rebound percentage	19	1	8	5	1	3	15	11	7	22	26	14	6

Combination (cont.) 21-22

Scoring differential	4
Rebound percentage	1

GRIZZLIES MONTHLY HIGHS/LOWS*

Grizzlies	Highest	Month(s)	Lowest	Month(s)
PTS/G	123.5	February 2022	84.3	February 2002
PTS DIFF	+12.4	December 2021, March 2022	-14.0	May 1999, February 2018
FG%	.501	January 2007	.397	May 1999
3P%	.471	December 1997	.225	February 2002
FT%	.840	November 2015	.674	April 2008
REB/G	54.8	February 2022	35.7	December 2006
AST/G	29.4	January 2021	15.7	January 2009
STL/G	11.6	December 2021	5.6	November 2007
TOV/G	18.9	March 2000	11.0	April 2013
BLK/G	8.0	December 2003	2.7	April 2016

Opponents	Highest	Month(s)	Lowest	Month(s)
PTS/G	118.2	January 2007	83.3	April 2013
FG%	.509	April 1998	.403	April 2013
3P%	.436	February 2007	.275	May 1999
FT%	.819	January 2016	.660	April 1998
REB/G	49.9	December 2001	36.0	March 2011
AST/G	29.7	April 1998	18.1	April 2012, March 2013
STL/G	12.3	February 1998	4.3	January 2017
TOV/G	19.3	February 2005	11.6	April 1997
BLK/G	7.7	March 2016, February 1999	3.5	October 2008

*minimum 9 games played during month

INTRO

PLAYERS

EXECUTIVE

BASKETBALL OPS

BUSINESS OPS

MEDIA

COMMUNITY

HISTORY

PLAYOFFS

REVIEW

OPPONENTS

NBA

FEDERATION

AT A GLANCE



ALL-TIME TEAM RECORDS

MARGINS, LEADS & DEFICITS

Margin of Victory	Diff	Game	Diff	Game
All Games	+73	12/2/21 vs OKC (152-79)	-61	3/22/18 @ CHA (79-140)
	+49	2/28/21 @ HOU (133-84)	-50	11/2/15 @ GSW (69-119)
	+47	12/13/03 vs NJN (110-63)	-49	(2) 3/14/16 @ HOU (81-130) *
At Home	+73	12/2/21 vs OKC (152-79)	-47	12/4/96 vs IND (80-127)
On The Road	+49	2/28/21 @ HOU (133-84)	-61	3/22/18 @ CHA (79-140)

Leads & Deficits	Lead	Game	Def	Game
All Games	+78	12/2/21 vs OKC (148-70, 2:32 left in 4Q)	-65	3/22/18 @ CHA (79-140, 1:45 left in 4Q)
	+49	2/28/21 @ HOU (133-84, 0:33 left in 4Q)	-52	11/2/15 @ GSW (67-119, 0:52 left in 4Q)
	+48	12/13/03 vs NJN (110-62, 0:31 left in 4Q)	-52	3/14/16 @ HOU (78-130, 0:32 left in 4Q)
Home	+78	12/2/21 vs OKC (148-70, 2:32 left in 4Q)	-48	4/3/98 vs SEA (90-138, 1:12 left in 4Q)
Road	+49	2/28/21 @ HOU (133-84, 0:33 left in 4Q)	-65	3/22/18 @ CHA (79-140, 1:45 left in 4Q)
After Q1	+22	2/10/22 @ DET (41-19)	-27	12/26/06 @ WAS (18-45)
Halftime	+36	12/2/21 vs OKC (72-36)	-33	(2) 3/22/18 @ CHA (42-75) *
After Q3	+51	12/2/21 vs OKC (113-62)	-55	3/22/18 @ CHA (57-112)

Point Differential	Diff	Game	Diff	Game
Q1 Only	+22	2/10/22 @ DET (41-19)	-27	12/26/06 @ WAS (18-45)
Q2 Only	+22	3/28/22 vs GSW (43-21)	-27	(2) 11/17/19 vs DEN (17-44) *
Q3 Only	+25	4/18/12 vs NOH (37-12)	-31	1/19/19 @ TOR (14-45)
Q4 Only	+23	(3) 3/2/20 @ ATL (43-20) *	-26	(3) 11/8/19 @ ORL (8-34) *
1st Half	+36	12/2/21 vs OKC (72-36)	-33	(2) 3/22/18 @ CHA (42-75) *
2nd Half	+37	12/2/21 vs OKC (80-43)	-33	11/8/95 @ SAS (34-67)

Comebacks	From	Game	From	Game
All Games	-26	11/13/14 vs SAC (down 26, won 111-110)	+25	1/28/19 vs DEN (led by 25, lost 92-95)
	-25	2/27/13 vs DAL (down 25, won 90-84)	+24	12/18/19 @ OKC (led by 24, lost 122-126)
Home	-26	11/13/14 vs SAC (down 26, won 111-110)	+25	1/28/19 vs DEN (led by 25, lost 92-95)
Road	-25	3/25/02 @ POR (down 25, won 103-100)	+24	12/18/19 @ OKC (led by 24, lost 122-126)

Points Streaks	Lead	Game	Def	Game
All Games	24-0	2/27/13 vs DAL (Q2/Q3, 9:24 span)	0-25	4/10/07 vs SAC (Q1, 5:36 span)
Home	24-0	2/27/13 vs DAL (Q2/Q3, 9:24 span)	0-25	4/10/07 vs SAC (Q1, 5:36 span)
Road	21-0	11/27/09 @ POR (Q1/Q2, 8:14 span)	0-20	(3) 11/29/06 @ LAC (Q1/Q2, 5:03 span) *
Scoreless	9:05	3/18/97 @ NYK (40)	9:24	2/27/13 vs DAL (Q2/Q3)

* Last occurrence

ALL-TIME TEAM RECORDS



TEAM SCORING RECORDS

SCORING HIGHS

Scoring Highs	Grizzlies	Date/Opp	Opponent	Date/Opp
Game, Overall	152	12/2/21 vs OKC	145	12/23/19 vs SAS
Game, Regulation	152	12/2/21 vs OKC	145	12/23/19 vs SAS
Q1	45	4/10/19 vs GSW	46	12/23/19 vs SAS
Q2	43	3/28/22 vs GSW	44	(4) 5/3/21 vs NYK *
Q3	55	4/9/22 vs NOP	45	1/19/19 @ TOR
Q4	43	(3) 3/2/20 @ ATL *	43	2/12/22 @ CHA
H1	86	4/10/19 vs GSW	78	(2) 12/30/17 @ GSW *
H2	80	12/2/21 vs OKC	81	2/16/21 vs NOP
OT1	22	(2) 3/11/16 vs NOP *	20	2/22/98 @ TOR
OT2	19	12/18/06 vs SEA	19	1/27/07 vs POR
OT3	13	2/17/99 vs BOS	15	2/17/99 vs BOS

SCORING LOWS

Scoring Lows	Grizzlies	Date/Opp	Opponent	Date/Opp
Game, Overall	62	11/8/95 @ SAS	63	12/13/03 vs NJN
Q1	7	3/1/98 vs ATL	8	2/12/03 vs NJN
Q2	7	(2) 10/30/13 @ SAS *	7	1/8/16 vs DEN
Q3	7	1/27/98 vs CHI	5	2/27/13 vs DAL
Q4	6	2/21/02 vs PHO	7	11/11/06 @ PHO
H1	24	3/13/99 @ DAL	26	12/3/05 @ HOU
H2	23	11/11/00 @ SAS	24	(2) 12/20/04 @ LAL *
OT1	0	12/1/00 vs IND	2	1/25/16 vs ORL
OT2	2	2/19/10 vs MIA	2	1/11/15 vs PHO
OT3	6	12/17/14 @ SAS	5	12/17/14 @ SAS

COMBINED

Total Points	Grizzlies	Date/Opp	Opponent	Date/Opp
Game, Overall	279	1/3/07 vs GSW (144-135)	134	1/13/96 vs MIA (69-65)
Game, Regulation	279	1/3/07 vs GSW (144-135)	134	1/13/96 vs MIA (69-65)
One Quarter	86	4/10/19 vs GSW (Q1, 45-41)	22	11/4/96 vs PHO (Q2, 14-8)
One Half	154	4/10/19 vs GSW (H1, 86-68)	61	1/13/96 vs MIA (H2, 37-24)
Overtime	37	3/11/16 vs NOP (22-15)	9	(2) 1/11/13 vs SAS (OT1, 6-3) *

OTHER

Highs	Grizzlies	Date/Opp	Opponent	Date/Opp
Starters Scoring	111	2/27/10 @ NYK	123	2/21/03 @ NOH
Bench Scoring	93	12/2/21 vs OKC	84	4/7/19 vs DAL
Fast Break Pts	42	3/8/22 vs NOP	53	1/18/10 vs PHO
2nd Chance Pts	36	1/29/22 vs WAS	32	11/18/96 vs SAC
Pts In The Paint	88	4/11/21 vs IND	74	(3) 3/20/12 @ SAC *
Players In Dbl Figs	9	12/2/21 vs OKC	9	3/14/16 @ HOU
Players With Dbl Dbls	4	(2) 1/21/08 vs CHI *	4	4/2/04 vs PHO

Lows	Grizzlies	Date/Opp	Opponent	Date/Opp
Starters Scoring	21	1/1/12 @ CHI	19	11/2/16 vs NOP
Bench Scoring	0	4/14/00 vs MIN	2	(2) 2/21/03 @ NOH *
Fast Break Pts	0	(8) 2/3/19 @ NYK *	0	(5) 11/13/21 @ NOP *
2nd Chance Pts	0	(3) 12/7/19 @ UTA *	0	(6) 3/5/22 vs ORL *
Pts In The Paint	12	3/25/00 vs UTA	14	12/27/02 vs ORL

* Most recent occurrence

INTRO

PLAYERS

EXECUTIVE

BASKETBALL OPS

BUSINESS OPS

MEDIA

COMMUNITY

HISTORY

PLAYOFFS

REVIEW

OPPONENTS

NBA

FEDERATION

AT A GLANCE



ALL-TIME TEAM RECORDS

GRIZZLIES ALL-TIME SEASON & SINGLE-GAME HIGHS

	Points		3-Pt Field Goal Pct		Defensive Rebounds	
Season	9480	2021-22	.374	2005-06	2873	2021-22
	8490	2018-19	.367	2006-07	2703	2018-19
	8404	2009-10	.365	2002-03	2643	2019-20
Game	152	12/2/2021 vs OKC	.833	12/10/2002 @ MIA	54	11/28/2021 vs SAC
	144	1/3/2007 vs GSW	.800	1/9/2000 @ BOS	49	2/9/2020 @ WAS
	141	4/9/2022 vs NOP	.778	3/20/1999 vs SAS	48	(2) 12/5/2016 @ NOP (20T) *
Half	86	4/10/2019 vs GSW (H1)	1.000	(10+) 11/11/2014 vs SAC (H2) *	30	4/25/2021 @ POR (H1)
Quarter	55	4/9/2022 vs NOP (Q3)	1.000	(10+) 2/25/2021 vs LAC (Q2) *	18	4/25/2021 @ POR (Q1)
OT	22	(2) 3/11/2016 vs NOP *	1.000	(10+) 3/11/2016 vs NOP *	9	1/25/2016 vs ORL

	Field Goals Made		Free Throws Made		Assists	
Season	3571	2021-22	1835	2006-07	2131	2021-22
	3223	2009-10	1614	2009-10	1965	2019-20
	3200	2010-11	1594	1999-00	1963	2018-19
Game	60	12/2/2021 vs OKC	45	2/17/1999 vs BOS (30T)	41	12/2/2021 vs OKC
	55	1/15/2010 vs MIN	40	(3) 1/12/2000 vs PHO *	41	4/9/2022 vs NOP
	55	3/22/2021 vs BOS (OT)			40	4/19/1997 @ PHO
Half	32	(2) 1/25/2013 vs BKN (H1) *	32	1/9/2000 @ TOR (H2)	25	4/19/1997 @ PHO (H1)
Quarter	20	4/9/2022 vs NOP (Q3)	22	11/11/1997 vs LAC (Q4)	16	4/9/2022 vs NOP (Q3)
OT	7	(4) 1/6/2017 @ GSW *	11	2/28/2003 vs MIA	6	4/19/2006 @ MIN (20T)

	Field Goal Atts		Free Throw Atts		Personal Fouls	
Season	7739	2021-22	2410	2006-07	1910	2004-05
	6924	2018-19	2202	2009-10	1903	2003-04
	6875	2009-10	2145	1997-98	1900	2017-18
Game	116	3/13/2012 vs LAL (20T)	51	11/3/2007 vs IND	37	2/25/2005 vs DEN (OT)
	115	4/11/2021 vs IND	51	3/16/2012 vs TOR	35	2/17/1999 vs BOS (30T)
	108	2/26/20 @ HOU	50	(2) 7/31/2020 @ POR (OT) *	35	3/29/2004 @ ATL (20T)
Half	60	(2) 3/23/2022 vs BKN (H1) *	39	2/14/1997 vs BOS (H2)	22	2/20/2020 @ SAC (H2)
Quarter	34	4/11/2021 @ IND (Q2)	32	11/11/1997 vs LAC (Q4)	14	(5) 2/20/2020 @ SAC (Q4) *
OT	15	3/28/2010 @ MIL	14	1/28/2002 vs LAC	9	1/15/2008 vs CLE

	Field Goal Pct		Free Throw Pct		Steals	
Season	.471	2010-11	.786	2017-18	800	2021-22
	.469	2009-10	.784	2016-17	795	2003-04
	.468	2019-10	.783	2015-16	771	2010-11
Game	.625	12/2/2021 vs OKC	1.000	(10+) 10/28/21 @ GSW (OT) *	22	10/30/2010 vs MIN
	.620	12/13/2003 vs NJN			19	(3) 3/9/2004 vs SAS *
	.612	3/19/2003 vs CLE				
Half	.718	3/13/2001 @ ATL (H2)	1.000	(10+) 4/7/2022 vs DEN (H2) *	14	10/30/2010 vs MIN (H2)
Quarter	.875	4/12/1996 vs SAC (Q2)	1.000	(10+) 4/9/2022 vs NOP (Q3) *	9	(2) 11/2/2019 vs PHO (Q2)
OT	1.000	1/28/2002 vs LAC	1.000	(10+) 1/31/2022 @ PHI *	3	(2) 4/19/2021 @ DEN (20T) *

	3-Pt Field Goals Made		Total Rebounds		Turnovers	
Season	945	2021-22	4032	2021-22	1405	1997-98
	811	2018-19	3566	2009-10	1381	1999-00
	803	2020-21	3506	2016-17	1347	1995-96
Game	23	2/10/2021 vs CHA	68	11/28/2021 vs SAC	32	12/21/1995 @ SEA
	21	4/10/2019 vs GSW	64	2/9/2009 vs NOH	31	(3) 12/8/2002 vs PHO *
	21	3/24/2022 vs IND	62	(3) 2/5/2022 @ ORL *		
Half	15	3/24/2022 vs IND (H1)	36	(4) 2/12/2022 @ CHA (H1)	18	12/21/1995 @ SEA (H2)
Quarter	10	3/24/2022 vs IND (Q1)	24	(2) 12/11/2009 vs OKC (Q3) *	11	(2) 11/2/2019 vs PHO (Q3) *
OT	3	(4) 4/7/2019 vs DAL *	11	1/25/2016 vs ORL	6	12/1/2012 @ SAS

	3-Pt Field Goal Atts		Offensive Rebounds		Blocks	
Season	2679	2021-22	1159	2021-22	565	2003-04
	2368	2018-19	1081	1997-98	533	2021-22
	2297	2019-20	1070	2009-10	500	2002-03
Game	50	10/27/2021 @ POR	28	2/22/1998 @ TOR	19	11/25/2018 vs NYK
	50	10/30/2021 vs MIA	28	12/7/2003 vs POR	19	5/10/2021 vs NOP
	49	(2) 2/10/2021 vs CHA *	28	3/14/2016 @ HOU	18	12/9/2021 vs LAL
Half	31	(3) 10/27/2021 @ POR (H1) *	19	(2) 3/14/2016 @ HOU (H2) *	13	11/12/2004 vs GSW (H1)
Quarter	18	(2) 3/24/2022 vs IND (Q1)	12	(3) 3/14/2016 @ HOU (Q4) *	9	11/12/2004 vs GSW (Q2)
OT	7	(3) 7/31/2020 @ POR *	6	(2) 1/30/2010 vs NOH *	3	(5) 1/25/2016 vs ORL *

* Most recent occurrence

ALL-TIME TEAM RECORDS



GRIZZLIES ALL-TIME SEASON & SINGLE-GAME LOWS

	Points	3-Pt Field Goal Pct		Defensive Rebounds		
Season	4443	1998-99	.307	2001-02	1359	1998-99
	6269	2011-12	.326	2011-12	1944	2011-12
	7313	1996-97	.327	1998-99	2155	1996-97
Game	62	11/8/1995 @ SAS	.000	(10+) 12/30/2013 vs CHI *	14	2/28/2001 @ UTA
	64	1/1/2012 @ CHI			16	(4) 3/7/2000 @ NYK *
	66	(4) 3/28/2009 @ POR *				
Half	23	11/11/2000 @ SAS (H2)	.000	(10+) 12/4/2019 @ CHI (H1) *	4	11/25/1995 @ MIA (H2)
Quarter	6	2/21/2002 vs PHO (Q4)	.000	(10+) 5/1/2021 @ ORL (Q2) *	0	1/31/2013 @ OKC (Q1)
OT	0	12/1/2000 vs IND	.000	(10+) 4/5/2022 @ UTA *	0	(2) 11/29/2003 @ CLE *
	Field Goals Made	Free Throws Made		Assists		
Season	1643	1998-99	1009	1998-99	964	1998-99
	2425	2011-12	1142	2011-12	1290	2011-12
	2746	2005-06	1184	2020-21	1423	2008-09
Game	21	1/13/2007 @ CHI	1	2/8/2014 @ ATL	7	4/8/2009 @ ORL
	22	(3) 4/17/1997 vs POR *	3	(3) 1/25/2013 vs BKN *	8	11/8/1995 @ SAS
					8	2/28/2002 @ UTA
Half	7	(2) 2/8/1999 vs POR (H2) *	0	(10+) 5/6/2021 @ DET (H1) *	1	4/8/2009 @ ORL (H2)
Quarter	1	1/4/2000 @ MIA (Q4)	0	(10+) 4/10/2022 vs BOS (Q3) *	0	(10+) 3/24/2021 @ OKC (Q2) *
OT	0	12/1/2000 vs IND	0	(10+) 4/19/2021 @ DEN (10T) *	0	(10+) 4/5/2022 @ UTA *
	Field Goal Atts	Free Throw Atts		Personal Fouls		
Season	3838	1998-99	1408	1998-99	1123	1998-99
	5422	2011-12	1504	2011-12	1316	2011-12
	6125	2005-06	1536	2020-21	1349	2020-21
Game	56	2/24/2006 vs SAS	1	2/8/2014 @ ATL	8	11/28/2007 @ TOR
	58	1/30/2004 vs UTA	4	11/30/2001 vs HOU	8	11/12/2008 vs NYK
	59	(2) 3/14/2006 vs BOS *	5	(2) 3/13/2012 vs LAL (20T) *	9	1/19/2008 @ CHA
Half	24	1/30/2004 vs UTA (H2)	0	(7) 11/9/2019 vs DAL (H2) *	2	(3) 2/20/2021 vs PHO (H2) *
Quarter	10	(2) 3/1/2005 @ UTA (Q4) *	0	(10+) 4/10/2022 vs BOS (Q3) *	0	(10+) 3/8/2022 vs NOP (Q3) *
OT	2	2/17/1999 vs BOS (30T)	0	(10+) 10/27/2019 vs BKN *	0	(10+) 11/30/2018 @ BKN (20T) *
	Field Goal Pct	Free Throw Pct		Steals		
Season	.428	1995-96	.708	2001-02	420	1998-99
	.428	1998-99	.709	1996-97	503	2007-08
	.435	2016-17	.711	2005-06	564	2006-07
Game	.280	1/2/2002 @ N.JN	.333	12/20/1996 @ DEN	0	1/13/2001 vs CLE
	.282	11/8/1995 @ SAS	.375	2/6/1997 @ MIN	1	(6) 1/26/2018 vs LAC *
	.298	10/17/2018 @ IND	.375	1/25/2013 vs BKN		
Half	.163	2/8/1999 vs POR (H2)	.000	(9) 5/16/2021 @ DET (H1) *	0	(10+) 12/31/2021 vs SAS (H1) *
Quarter	.083	1/4/2000 @ MIA (Q4)	.000	(10+) 3/11/2022 vs NYK (Q1) *	0	(10+) 3/26/2022 vs MIL (Q3) *
OT	.000	12/1/2000 vs IND	.000	(10+) 4/19/2021 @ DEN (10T) *	0	(10+) 1/31/2022 @ PHI *
	3-Pt Field Goals Made	Total Rebounds		Turnovers		
Season	148	1998-99	2009	1998-99	848	1998-99
	277	2011-12	2775	2011-12	955	2011-12
	309	2010-11	3127	1995-96	957	2020-21
Game	0	(10+) 12/30/2013 vs CHI *	21	3/6/2006 @ DEN	4	(4) 12/22/2014 vs UTA *
			22	3/31/2006 @ NOK		
			23	(3) 11/24/2017 @ DEN *		
Half	0	(10+) 12/4/2019 @ CHI (H1) *	6	(2) 3/6/2006 @ DAL (H2) *	1	(10+) 1/8/2022 vs LAC (H1) *
Quarter	0	(10+) 5/1/2021 @ ORL (Q2) *	1	2/17/1997 vs DAL (Q1)	0	(10+) 1/8/2022 vs LAC (Q1) *
OT	0	(10+) 4/5/2022 @ UTA *	1	(5) 7/31/2020 @ POR *	0	(10+) 1/31/2022 @ PHI *
	3-Pt Field Goal Atts	Offensive Rebounds		Blocks		
Season	453	1998-99	650	1998-99	199	1998-99
	849	2011-12	723	2018-19	333	1995-96
	898	1997-98	754	2019-20	344	2016-17
Game	2	1/9/2000 @ TOR	2	(5) 12/17/2018 @ GSW *	0	(10+) 3/15/2021 @ PHO *
	3	(4) 1/28/2012 @ PHO *				
Half	0	(10+) 1/19/2013 @ CHI (H2) *	0	(10+) 12/23/2020 vs SAS (H2) *	0	(10+) 10/24/2021 @ LAL (H2) *
Quarter	0	(10+) 2/24/2018 @ MIA (Q2) *	0	(10+) 3/5/2022 vs ORL (Q3) *	0	(10+) 4/9/2022 vs NOP (Q3) *
OT	0	(10+) 2/6/2016 vs DAL *	0	(10+) 4/5/2022 @ UTA *	0	(10+) 11/8/2021 vs MIN *

* Most recent occurrence

INTRO

PLAYERS

EXECUTIVE

BASKETBALL OPS

BUSINESS OPS

MEDIA

COMMUNITY

HISTORY

PLAYOFFS

REVIEW

OPPONENTS

NBA

FEDERATION

AT A GLANCE



ALL-TIME TEAM RECORDS

OPPONENTS ALL-TIME SEASON & SINGLE-GAME HIGHS

	Points		3-Pt Field Goal Pct		Defensive Rebounds	
Season	9014	2021-22	.389	2006-07	2883	2018-19
	8766	2007-08	.385	1997-98	2721	2007-08
	8753	2006-07	.374	1995-96	2711	2015-16
Game	145	12/23/2019 vs SAS	1.000	2/19/1996 @ PHO	55	11/2/2015 @ GSW
	144	2/16/2021 vs NOP	.813	1/4/1998 vs SEA	48	11/23/2016 @ PHI
	141	12/30/2017 @ GSW	.800	4/1/1997 vs MIL	48	12/5/2016 @ NOP (20T)
Half	81	2/16/2021 vs NOP (H2)	1.000	(4) 4/20/2012 @ CHA (H1) *	28	11/2/2015 @ GSW (H2)
Quarter	46	12/23/2019 vs SAS (Q1)	1.000	(10+) 1/31/2022 @ PHI (Q2) *	16	(4) 1/16/2019 vs MIL (Q1) *
OT	20	2/22/1998 @ TOR	1.000	(10+) 4/19/2021 @ DEN (10T) *	7	(5) 4/4/2017 @ SAS *

	Field Goals Made		Free Throws Made		Assists	
Season	3394	2007-08	1688	2017-18	2101	1997-98
	3305	2021-22	1679	2004-05	2062	2006-07
	3287	2006-07	1658	2016-17	2047	2021-22
Game	60	12/23/2019 vs SAS	45	3/29/2004 @ ATL (20T)	42	4/12/1998 vs PHO
	56	3/11/2008 @ PHO	44	2/25/2005 vs DEN (OT)	39	(4) 1/6/2010 @ UTA *
	56	2/16/2021 vs NOP	40	(2) 11/2/2013 @ DAL *		
Half	31	(3) 4/11/2021 vs IND (H1) *	29	11/2/2013 @ DAL (H2)	25	4/12/1998 vs PHO (H1)
Quarter	19	(3) 4/11/2021 vs IND (1st) *	21	(2) 10/29/2019 @ LAL (Q3) *	15	4/12/1998 vs PHO (Q1)
OT	6	(6) 4/9/2021 @ NYK *	13	12/29/2009 @ MIN	4	(5) 1/28/2009 @ OKC *

	Field Goal Atts		Free Throw Atts		Personal Fouls	
Season	7269	2021-22	2233	1997-98	1992	2006-07
	7076	2007-08	2202	2016-17	1989	1999-00
	7008	2002-03	2196	2017-18	1891	2003-04
Game	111	2/14/1998 vs WAS	53	3/3/1998 vs IND	42	11/1/2006 vs NYK (30T)
	109	11/29/2003 @ CLE	52	2/25/2005 vs DEN (OT)	40	2/17/1999 vs BOS (30T)
	108	1/9/2001 vs DEN	51	11/28/1995 @ MIN	38	(2) 1/26/2008 vs LAC (OT) *
Half	60	2/2/1997 @ BOS (H2)	35	3/3/1998 vs IND (H2)	25	1/9/2000 @ TOR (H2)
Quarter	32	12/21/2019 vs SAC (Q4)	27	2/18/1998 vs BOS (Q4)	18	11/11/1997 vs LAC (Q4)
OT	16	3/11/2016 vs NOP	13	12/29/2009 @ MIN	8	1/26/2008 vs LAC

	Field Goal Pct		Free Throw Pct		Steals	
Season	.486	2006-07	.788	2020-21	836	1997-98
	.480	2007-08	.784	2018-19	781	2001-02
	.478	2009-10	.782	2019-20	725	1996-97 / 1999-00
Game	.674	12/23/2019 vs SAS	1.000	(10+) 4/10/2022 vs BOS *	20	2/20/1998 @ ATL
	.658	12/19/2008 vs CHA			19	(5) 1/19/2019 @ TOR *
	.640	3/6/2006 @ DEN				
Half	.738	12/23/2019 vs SAS (H1)	1.000	(10+) 4/10/2022 vs BOS (H2) *	14	2/20/1998 @ ATL (H1)
Quarter	.875	(3) 1/30/2010 vs NOH (Q3) *	1.000	(10+) 4/10/2022 vs BOS (Q4) *	9	4/3/1998 vs SEA (Q2)
OT	.857	(2) 1/27/2007 vs POR (20T) *	1.000	(10+) 11/30/2018 @ BKN (10T) *	4	(2) 1/17/1999 vs BOS (30T) *

	3-Pt Field Goals Made		Total Rebounds		Turnovers	
Season	987	2021-22	3695	2001-02	1423	1995-96
	951	2018-19	3681	2002-03	1395	2003-04
	942	2019-20	3664	2018-19	1367	2010-11
Game	24	2/20/2021 vs PHO	76	12/28/1995 @ DAL (20T)	30	1/5/1996 @ PHI (OT)
	23	4/8/18 vs DET	66	1/12/2004 @ GSW	30	12/13/2003 vs NJN
	23	2/26/2020 @ HOU	65	(2) 11/2/2015 @ GSW *	28	(3) 12/22/2015 @ PHI *
Half	15	(2) 2/26/2020 @ HOU (H2) *	40	11/14/2008 vs MIL (H2)	19	4/3/1996 vs MIN (H2)
Quarter	10	1/19/2019 @ TOR (Q3)	24	1/19/2018 vs SAC (Q2)	12	10/31/2012 @ LAC (Q1) *
OT	3	(3) 4/9/2021 @ NYK *	12	4/5/2022 @ UTA	3	(10+) 1/30/2019 @ MIN *

	3-Pt Field Goal Atts		Offensive Rebounds		Blocks	
Season	2828	2021-22	1206	1996-97	538	1997-98
	2639	2018-19	1144	1997-98	519	1999-00
	2580	2019-20	1135	2001-02	505	2010-11
Game	52	12/23/2016 vs HOU	37	12/28/1995 @ DAL (20T)	18	3/15/1999 @ DEN
	50	11/4/2019 vs HOU	33	4/18/2001 @ GSW	17	3/17/2016 @ MIL
	50	2/26/2020 @ HOU	31	(2) 2/4/1997 @ NJN *	16	12/3/2002 @ LAL
Half	31	2/26/2020 @ HOU (H2)	20	2/2/1997 @ BOS (H2)	12	3/17/2016 @ MIL (H2)
Quarter	20	3/1/1996 vs DAL (Q3)	12	(3) 12/26/2005 @ UTA (Q2) *	8	(2) 10/18/2017 vs NOP (Q1) *
OT	7	(2) 1/11/2015 vs PHO (20T) *	7	(2) 4/5/2022 @ UTA *	3	(3) 12/27/2008 @ SAS (20T) *

* Most recent occurrence

ALL-TIME TEAM RECORDS



OPPONENTS ALL-TIME SEASON & SINGLE-GAME LOWS

	Points	3-Pt Field Goal Pct	Defensive Rebounds
Season	4876 1998-99	.333 1999-00	1456 1998-99
	6136 2011-12	.334 2005-06	1954 2011-12
	7255 2005-06	.338 2003-04 / 2012-13	2336 1999-00
Game	63 12/13/2003 vs NJN	.000 (10+) 1/24/2011 @ TOR *	14 3/31/1998 vs DAL
	64 11/18/2016 @ DAL		16 2/7/2006 vs WAS
	65 (2) 1/6/2006 vs UTA *		17 (5) 11/23/2012 vs LAL *
Half	24 (2) 12/20/2004 @ LAL (H2) *	.000 (10+) 4/6/2018 vs SAC (H1) *	5 (2) 3/31/1998 vs DAL (H2) *
Quarter	5 2/27/2013 vs DAL (Q3)	.000 (10+) 4/9/2022 vs NOP (Q2) *	1 (8) 4/9/2022 vs NOP (Q3) *
OT	2 (2) 1/25/2016 vs ORL *	.000 (10+) 10/27/2019 vs BKN *	0 (4) 12/8/2010 vs PHO *
	Field Goals Made	Free Throws Made	Assists
Season	1813 1998-99	1021 1998-99	1189 1998-99
	2278 2011-12	1163 2011-12	1274 2011-12
	2684 2004-05	1225 2014-15	1599 2012-13
Game	21 1/6/2005 @ DET	3 12/17/2005 vs PHO	9 (4) 12/29/2016 vs OKC *
	21 11/18/2016 @ DAL	3 11/7/14 @ OKC	
	23 (4) 2/28/2021 @ HOU *	4 (4) 11/20/2013 vs GSW (OT) *	
Half	7 12/20/2004 @ LAL (H2)	0 (10+) 4/1/2022 vs PHO (H2) *	2 3/19/2016 vs LAC (H2)
Quarter	1 12/29/2008 @ MIN (Q2)	0 (10+) 4/5/2022 @ UTA (Q1) *	0 (10+) 3/31/2017 vs DAL (Q2) *
OT	0 12/4/2012 vs PHO	0 (10+) 4/19/2021 @ DEN (10T) *	0 (10+) 3/20/2019 vs HOU *
	Field Goal Atts	Free Throw Atts	Personal Fouls
Season	3917 1998-99	1400 1998-99	1164 1998-99
	5132 2011-12	1522 2011-12	1275 2011-12
	6172 2005-06	1588 2020-21	1553 2013-14
Game	60 (4) 4/8/2016 @ DAL *	4 12/17/2005 vs PHO	8 4/17/2021 @ MIL
		4 3/11/2003 @ NYK	9 4/10/2001 vs POR
		4 3/9/2011 vs NYK	10 (5) 11/1/2021 vs DEN *
Half	25 4/18/2012 vs NOH (H2)	0 (7) 12/28/2019 @ DEN (H1) *	2 (2) 4/17/2021 @ MIL (H2) *
Quarter	8 4/18/2012 vs NOH (Q3)	0 (10+) 8/7/2020 vs OKC (Q4) *	0 (10+) 5/1/2021 @ ORL (Q3) *
OT	4 (4) 1/2/2016 @ UTA *	0 (10+) 4/19/2021 @ DEN (10T) *	0 (10+) 12/12/2014 vs CHA (10T) *
	Field Goal Pct	Free Throw Pct	Steals
Season	.432 2004-05	.727 1996-97	490 1998-99
	.435 2012-13	.729 1998-99	518 2011-12
	.436 2003-04 / 2005-06	.732 2000-01	552 2020-21
Game	.275 11/12/2004 vs GSW	.273 11/7/2014 @ OKC	0 vs UTA 12/22/14
	.277 11/13/1995 vs DAL	.333 2/2/1997 @ LAL	1 (5) vs POR 11/20/2017 *
	.277 2/28/2021 @ HOU	.357 12/27/2010 vs TOR	
Half	.222 3/31/2017 vs DAL (H1)	.000 (10+) 4/1/2022 vs PHO (H2) *	0 (10+) 2/28/2021 @ HOU (H1) *
Quarter	.063 12/29/2008 @ MIN (Q2)	.000 (10+) 4/1/2022 vs PHO (Q4) *	0 (10+) 5/14/2021 vs SAC (Q1) *
OT	.000 12/4/2012 vs PHO	.000 (10+) 11/10/2018 vs PHI *	0 (10+) 4/19/2021 @ DEN (10T) *
	3-Pt Field Goals Made	Total Rebounds	Turnovers
Season	229 1998-99	2129 1998-99	779 1998-99
	361 1999-00	2683 2011-12	1068 2020-21
	369 2003-04	3204 2012-13	1096 2007-08
Game	0 (10+) 1/24/2011 @ TOR *	24 2/27/2006 vs WAS	4 1/17/2003 @ SEA (OT)
		24 2/27/2001 vs DAL	5 3/17/1998 @ ORL
		25 (5) vs DEN 12/28/2013 *	5 1/13/2001 vs CLE
Half	0 (10+) 4/6/2018 vs SAC (H1) *	8 4/8/2000 @ POR (H1)	1 (6) 4/26/2021 @ DEN (H2) *
Quarter	0 (10+) 4/9/2022 vs NOP (Q2) *	2 (6) 1/21/2013 vs IND (Q3) *	0 (10+) 5/11/2021 vs DAL (Q1) *
OT	0 (10+) 12/28/2020 vs BOS *	0 (2) 12/8/2010 vs PHO *	0 (10+) 4/9/2021 @ NYK *
	3-Pt Field Goal Atts	Offensive Rebounds	Blocks
Season	653 1998-99	673 1998-99	328 1998-99
	1075 2000-01	704 2020-21	363 2011-12
	1083 1999-00	729 2011-12	377 2020-21
Game	1 2/5/1995 @ PHO	1 12/2/2017 @ CLE	0 (10+) 4/8/2018 vs DET *
	1 2/19/1996 @ PHO	1 3/5/2022 vs ORL	
	1 2/10/2006 @ LAC	2 12/11/2017 vs MIA	
Half	0 (10+) 2/10/2006 @ LAC (H2) *	0 (10+) 4/1/2022 vs PHO (H1) *	0 (10+) 5/14/2021 vs SAC (H1) *
Quarter	0 (10+) 3/10/2020 vs ORL (Q2) *	0 (10+) 4/9/2022 vs NOP (Q1) *	0 (10+) 5/14/2021 vs SAC (Q3) *
OT	0 (10+) 10/27/2019 vs BKN *	0 (10+) 4/9/2021 @ NYK *	0 (10+) 4/19/2021 @ DEN (10T) *

* Most recent occurrence

INTRO

PLAYERS

EXECUTIVE

BASKETBALL OPS

BUSINESS OPS

MEDIA

COMMUNITY

HISTORY

PLAYOFFS

REVIEW

OPPONENTS

NBA

FEDERATION

AT A GLANCE



ALL-TIME TEAM RECORDS

GRIZZLIES RECORD WHEN

W/L	Van 95-01	Mem 01-02	Mem 02-03	Mem 03-04	Mem 04-05	Mem 05-06	Mem 06-07	Mem 07-08	Mem 08-09	Mem 09-10	Mem 10-11	Mem 11-12	Mem 12-13	Mem 13-14
OVERALL	101-359	23-59	28-54	50-32	45-37	49-33	22-60	22-60	24-58	40-42	46-36	41-25	56-26	50-32
100+ PTS	52-52	9-7	19-14	25-3	17-6	18-5	16-24	18-22	17-11	30-18	33-14	17-3	23-1	23-4
>100 PTS	49-307	14-52	9-40	25-29	28-31	31-28	6-36	4-38	7-47	10-24	13-22	24-22	33-25	27-28
OPP 100+ PTS	24-210	4-29	10-35	11-12	2-14	3-9	12-43	11-52	7-37	17-36	9-22	4-8	3-8	7-20
OPP > 100 PTS	77-149	19-30	18-19	39-20	43-23	46-24	10-17	11-8	17-21	23-6	37-14	37-17	53-18	43-12
F6% > 50	31-44	7-5	14-4	14-1	9-6	15-3	9-14	12-6	10-6	16-8	23-7	13-0	16-1	17-4
F6% < 50	70-315	16-54	14-50	36-31	36-31	34-30	13-46	10-54	14-52	24-34	23-29	28-25	40-25	33-28
OPP .500+	36-231	13-35	13-35	22-24	18-28	19-20	9-32	6-40	2-25	19-33	23-23	20-18	26-16	25-20
OPP .500-	65-128	10-24	15-19	28-8	27-9	30-13	13-28	16-20	22-33	21-9	23-12	21-6	30-9	25-11
Game +/- 3 PTS	23-39	7-6	5-7	10-6	7-11	6-10	5-12	2-11	2-4	6-4	9-10	6-2	6-4	10-4
Game +/- 6 PTS	44-101	15-14	12-19	21-15	12-16	13-15	8-23	8-16	10-11	16-10	17-17	20-8	17-11	22-9
Game +/- 10 PTS	38-200	6-35	14-23	18-7	23-12	30-13	8-26	10-37	11-38	17-26	23-12	16-10	28-9	18-13

W/L	Mem 14-15	Mem 15-16	Mem 16-17	Mem 17-18	Mem 18-19	Mem 19-20	Mem 20-21	Mem 21-22	Gm	----- All-Time -----		
										W	L	Pct
OVERALL	55-27	42-40	43-39	22-60	33-49	34-39	38-34	56-26	2147	920	1227	.429
100+ PTS	33-3	32-12	31-18	17-23	24-21	33-29	36-25	54-18	909	577	332	.635
>100 PTS	22-24	10-28	12-21	5-37	9-28	1-10	2-9	2-8	1238	343	895	.2778
OPP 100+ PTS	13-16	14-29	10-28	9-48	18-42	26-39	29-32	43-26	1084	287	797	.265
OPP > 100 PTS	42-11	28-11	33-11	13-12	15-7	8-0	9-2	13-0	1063	633	430	.595
F6% > 50	17-2	10-5	11-1	4-7	9-6	20-5	19-3	22-1	458	318	140	.694
F6% < 50	38-25	32-35	32-37	18-53	24-43	14-34	19-31	34-25	1689	602	1087	.356
OPP .500+	29-18	10-28	20-25	11-36	18-27	14-22	19-24	23-14	1169	395	774	.338
OPP .500-	25-9	32-12	23-14	10-24	15-21	20-16	19-9	32-12	978	522	456	.533
Game +/- 3 PTS	9-3	8-3	7-5	5-12	6-9	3-4	3-7	5-3	326	150	176	.460
Game +/- 6 PTS	19-10	15-13	13-12	9-19	11-19	7-9	11-11	11-7	716	331	385	.462
Game +/- 10 PTS	26-13	15-23	20-20	8-26	14-19	18-21	23-21	33-17	1049	429	620	.409

ALL-TIME TEAM RECORDS



GRIZZLIES ALL-TIME RECORD IN OVERTIME

Summary		Date	Opponent	OT Result	Date	Opponent	OT Result	Date	Opponent	OT Result
RECORD	W-L	2001-02	2-1		2008-09	0-4		2015-16	3-3	
Overall	60-73	1/12/02	at Utah	2 Won, 97-95	11/14/08	vs Milwaukee	1 Lost, 96-101	10/30/16	vs Miami	1 Won, 99-90
Memphis	46-51	1/28/02	vs LA Clippers	1 Won, 119-115	12/27/08	at San Antonio	2 Lost, 103-106	1/2/16	at Utah	1 Lost, 87-92
Prior Years	11-18	2/19/02	at San Antonio	1 Lost, 93-99	12/28/08	at Minnesota	1 Lost, 98-108	1/25/16	vs Orlando	1 Won, 108-102
					1/28/09	at Oklahoma City	1 Lost, 102-114	2/6/16	vs Dallas	1 Lost, 110-114
								2/8/16	vs Portland	1 Lost, 106-112
								3/11/16	vs New Orleans	1 Won, 121-114
Home	36-34	2002-03	3-6		2009-10	3-5		2016-17	5-2	
FedExForum	23-20	11/4/02	vs San Antonio	1 Lost, 101-103	11/2/09	at Sacramento	1 Lost, 116-127	10/30/16	vs Washington	1 Won, 112-103
Pyramid	5-3	11/19/02	at Minnesota	1 Lost, 106-110	12/8/09	vs Cleveland	1 Won, 111-109	11/2/16	vs New Orleans	1 Won, 89-83
GM Place (Van)	8-11	11/29/02	vs LA Lakers	1 Lost, 106-112	12/28/09	vs Washington	1 Won, 116-111	11/23/16	at Philadelphia	2 Won, 104-99
Road	24-39	12/13/02	vs Houston	1 Won, 114-109	1/30/10	vs New Orleans	1 Lost, 102-109	12/5/16	at New Orleans	2 Won, 110-108
		1/17/03	at Seattle	1 Lost, 108-110	2/17/10	at Toronto	1 Won, 109-102	12/20/16	vs Boston	1 Lost, 109-112
		2/18/03	vs Indiana	1 Won, 108-103	2/19/10	vs Miami	2 Lost, 87-100	1/6/17	at Golden State	1 Won, 128-119
		2/21/03	at New Orleans	1 Lost, 123-125	3/28/10	at Milwaukee	1 Lost, 103-108	4/4/17	at San Antonio	1 Lost, 89-95
		2/28/03	vs Miami	1 Won, 126-116	3/31/10	vs Dallas	1 Lost, 102-106			
		4/13/03	vs Detroit	2 Lost, 107-110						
BY YEARS		2003-04	5-0		2010-11	2-5		2017-18	0-1	
1995-96	4-3	11/15/03	vs Dallas	1 Won, 108-101	11/5/10	at Phoenix	2 Lost, 118-123	12/9/17	vs Oklahoma City	1 Lost, 101-102
1996-97	0-3	11/29/03	at Cleveland	2 Won, 122-115	11/13/10	vs Boston	1 Lost, 110-116			
1997-98	4-2	1/1/04	at LA Clippers	1 Won, 108-107	12/8/10	at Phoenix	1 Won, 104-98			
1998-99	1-3	1/12/04	at Golden State	2 Won, 115-113	12/18/10	at San Antonio	1 Lost, 106-112	2018-19	3-4	
1999-00	1-5	3/29/04	at Atlanta	2 Won, 136-133	1/19/11	at New Orleans	1 Lost, 102-103	11/01/18	vs Philadelphia	1 Won, 112-106
2000-01	1-2				2/5/11	at Houston	1 Lost, 93-95	11/23/18	at LA Clippers	1 Won, 107-122
2001-02	2-1				2/8/11	at Oklahoma City	1 Won, 105-101	11/30/18	at Brooklyn	2 Won, 131-125
2002-03	3-6							1/30/19	at Minnesota	1 Lost, 97-99
2003-04	5-0	2004-05	0-1		2011-12	1-2		3/20/19	vs Houston	1 Won, 126-125
2004-05	0-1	2/25/05	vs Denver	1 Lost, 94-97	1/31/12	vs Denver	1 Won, 100-97	3/22/19	at Orlando	1 Won, 119-113
2005-06	2-3	2005-06:	2-3		3/13/12	vs LA Lakers	2 Lost, 111-116	4/7/19	vs Dallas	1 Lost, 127-129
2006-07	3-5	12/19/05	vs Detroit	2 Lost, 104-106	3/16/12	vs Toronto	1 Lost, 110-114			
2007-08	1-4	12/26/05	at Utah	1 Lost, 102-105				2019-20	1-1	
2008-09	0-4	12/28/05	at LA Lakers	1 Won, 100-99	2012-13	4-1		10/27/19	vs Brooklyn	1 Won, 134-133
2009-10	3-5	1/20/06	at Philadelphia	1 Lost, 86-89	12/1/12	at San Antonio	1 Lost, 95-99	7/31/20	at Portland	1 Lost, 135-140
2010-11	2-5	4/19/06	at Minnesota	2 Won, 102-92	12/4/12	vs Phoenix	1 Won, 108-98			
2011-12	1-2	2006-07	3-5		1/11/13	vs San Antonio	1 Won, 101-98	2020-21	2-2	
2012-13	4-1	11/1/06	vs New York	3 Lost, 117-118	1/19/13	at Chicago	1 Won, 85-82	12/28/20	at Brooklyn	1 Won, 116-111
2013-14	3-2	12/18/06	vs Seattle	2 Won, 134-126	3/20/13	vs Oklahoma City	1 Won, 90-89	3/22/21	vs Boston	1 Won, 132-126
2014-15	4-1	12/22/06	at NOK	1 Lost, 97-100				4/9/21	at New York	1 Lost, 129-133
2015-16	3-3	1/24/07	at Utah	1 Won, 132-130	2013-14	3-2		4/19/21	at Denver	2 Lost, 137-139
2016-17	5-2	1/27/07	vs Portland	2 Lost, 132-135	11/1/13	vs Detroit	1 Won, 111-108	2021-22	2-2	
2017-18	0-1	2/9/07	vs Minnesota	1 Won, 105-97	11/20/13	at Golden State	1 Won, 88-81	10/28/21	at Golden State	1 Won, 104-101
2018-19	3-4	2/21/07	at Golden State	1 Lost, 115-118	1/7/14	vs San Antonio	1 Lost, 108-110	11/8/21	vs Minnesota	1 Won, 125-118
2019-20	1-1	3/2/07	at Philadelphia	1 Lost, 112-117	2/9/14	at Cleveland	1 Lost, 83-91	1/31/22	at Philadelphia	1 Lost, 119-122
2020-21	2-2	2007-08	1-4		4/16/14	vs Dallas	1 Won, 106-105	4/5/22	at Utah	1 Lost, 115-121
2021-22	2-2	11/16/07	vs New Orleans	1 Lost, 118-120	2014-15	4-1				
		12/7/07	at New Orleans	1 Lost, 116-118	12/12/14	vs Charlotte	2 Won, 113-107			
		1/15/08	vs Cleveland	1 Lost, 124-132	12/13/14	at Philadelphia	1 Won, 120-115			
		1/26/08	vs LA Clippers	1 Won, 125-120	12/17/14	at San Antonio	3 Won, 117-116			
		3/26/08	at Sacramento	1 Lost, 106-107	12/26/14	vs Houston	1 Lost, 111-117			
					1/11/15	vs Phoenix	2 Won, 122-110			

GRIZZLIES NBA DRAFT HISTORY

Year	Player	Round, Pick	From	Year	Player	Round, Pick	From
2022	Walker Kessler *	1st Round, Pick 22	Auburn	2008	Donte Greene	1st Round, 28th pick	Syracuse
	TyTy Washington Jr. *	1st Round, Pick 29	Kentucky	2007	Mike Conley	1st Round, 4th pick	Ohio State
	Vince Williams Jr.	2nd Round, Pick 47	VCU	2006	Kyle Lowry	1st Round, 24th pick	Villanova
2021	Trey Murphy III	1st Round, 17th pick	Virginia	2005	Hakim Warrick	1st Round, 19th pick	Syracuse
	Brandon Boston Jr.	2nd Round, 51st pick	Kentucky	2004	Sergei Lishouk	2nd Round, 49th pick	Ukraine
2020	Robert Woodard III	2nd Round, 40th pick	Mississippi State	2003	Kendrick Perkins	1st Round, 27th pick	UNLV
2019	Ja Morant	1st Round, 2nd pick	Murray State	2002	Drew Gooden	1st Round, 4th pick	Kansas
2018	Jaren Jackson Jr.	1st Round, 4th pick	Michigan State		Robert Archibald	2nd Round, 32nd pick	Illinois
	Jevon Carter	2nd Round, 32nd pick	West Virginia		Matt Barnes	2nd Round, 46th pick	UCLA
2017	---	---	---	2001	Shane Battier	1st Round, 6th pick	Duke
2016	Wade Baldwin IV	1st Round, 17th pick	Vanderbilt		Jamaal Tinsley	1st Round, 27th pick	Iowa State
	Wang Zhelin (China)	2nd Round, 57th pick	Fujian Sturgeons		Will Solomon	2nd Round, 33rd pick	Clemson
2015	Jarell Martin	1st Round, 25th pick	LSU		Antonios Fotsis	2nd Round, 48th pick	Greece
2014	Jordan Adams	1st Round, 22nd pick	UCLA	2000	Stromlie Swift	1st Round, 2nd pick	LSU
2013	Jamaal Franklin	2nd Round, 41st pick	San Diego State	1999	Steve Francis	1st Round, 2nd pick	Maryland
	Jeffrey Lauvergne	2nd Round, 55th pick	France		Obinna Ekezie	2nd Round, 37th pick	Maryland
	Janis Timma	2nd Round, 60th pick	Latvia		Antwan Smith	2nd Round, 51st pick	St. Paul's College
2012	Tony Wroten	1st Round, 25th pick	Washington	1998	Mike Bibby	1st Round, 2nd pick	Arizona
2011	Josh Selby	2nd Round, 49th pick	Kansas		J.R. Henderson	2nd Round, 56th pick	UCLA
2010	Xavier Henry	1st Round, 12th pick	Kansas	1997	Antonio Daniels	1st Round, 4th pick	Bowling Green
	Domonique Jones	1st Round, 25th pick	South Florida		C.J. Bruton	2nd Round, 53rd pick	Indian Hills CC
	Greivis Vasquez	1st Round, 28th pick	Maryland	1996	Shareef Abdur-Rahim	1st Round, 13th pick	California
2009	Hasheem Thabeet	1st Round, 2nd pick	Connecticut		Roy Rogers	1st Round, 22nd pick	Alabama
	DeMarre Carroll	1st Round, 27th pick	Missouri		Chris Robinson	2nd Round, 51st pick	Western Kentucky
	Sam Young	2nd Round, 36th pick	Pittsburgh	1995	Bryant Reeves	1st Round, 6th pick	Oklahoma State
2008	Kevin Love	1st Round, 5th pick	UCLA		Lawrence Moten	2nd Round, 36th pick	Syracuse

* Draft rights traded

INTRO
PLAYERS
EXECUTIVE
BASEBALL OPS
BUSINESS
MEDIA
COMMUNITY
HISTORY
PLAYOFFS
REVIEW
OPPONENTS
NBA
FEDERATION
AT A GLANCE



ALL-TIME TEAM RECORDS

GRIZZLIES OPENING NIGHT

Season Openers (6-21)

Season	Date	Opp	Result	Attend	C	F	F	G	G
2021-22	10/20/21	CLE	W 132-121	15,975	S. Adams	J. Jackson Jr.	D. Bane	D. Melton	J. Morant
2020-21	12/23/20	SAS	L 119-131	-	J. Valanciunas	K. Anderson	D. Brooks	G. Allen	J. Morant
2019-20	10/23/19	@ MIA	L 101-120	19,600	J. Valanciunas	J. Jackson Jr.	J. Crowder	D. Brooks	J. Morant
2018-19	10/17/18	@ IND	L 83-111	17,923	M. Gasol	Ja. Green	C. Parsons	G. Temple	M. Conley
2017-18	10/18/17	NOP	W 103-91	17,794	M. Gasol	Ja. Green	J. Ennis III	A. Harrison	M. Conley
2016-17	10/26/16	MIN	W 102-98	18,119	M. Gasol	Ja. Green	J. Ennis III	A. Harrison	M. Conley
2015-16	10/28/15	CLE	L 76-106	18,119	M. Gasol	Z. Randolph	Je. Green	C. Lee	M. Conley
2014-15	10/29/14	MIN	W 105-101	17,731	M. Gasol	Z. Randolph	T. Allen	C. Lee	M. Conley
2013-14	10/30/13	@ SAS	L 94-101	18,581	M. Gasol	Z. Randolph	T. Prince	T. Allen	M. Conley
2012-13	10/31/12	@ LAC	L 92-101	19,060	M. Gasol	Z. Randolph	R. Gay	T. Allen	M. Conley
2011-12	12/26/11	@ SAS	L 82-95	18,581	M. Gasol	Z. Randolph	R. Gay	T. Allen	M. Conley
2010-11	10/27/10	ATL	L 104-119	17,519	Z. Randolph	D. Arthur	R. Gay	O.J. Mayo	M. Conley
2009-10	10/28/09	DET	L 75-96	17,212	M. Gasol	Z. Randolph	R. Gay	O.J. Mayo	M. Conley
2008-09	10/29/08	@ HOU	L 71-82	18,196	M. Gasol	D. Millicic	R. Gay	O.J. Mayo	M. Conley
2007-08	10/31/07	SAS	L 101-104	17,538	D. Millicic	P. Gasol	R. Gay	M. Miller	D. Stoudamire
2006-07	11/1/06	NYK	L 117-18 (30T)	17,117	J. Tsakalidis	H. Warrick	M. Miller	E. Jones	D. Stoudamire
2005-06	11/2/05	MIA	L 78-97	18,119	L. Wright	P. Gasol	S. Battier	E. Jones	D. Stoudamire
2004-05	11/3/05	WAS	L 91-103	18,119	S. Swift	P. Gasol	J. Posey	B. Wells	J. Williams
2003-04	10/31/03	BOS	L 91-93	16,178	S. Swift	P. Gasol	J. Posey	M. Miller	J. Williams
2002-03	10/30/02	DAL	L 109-119	16,638	P. Gasol	D. Gooden	W. Person	J. Williams	J. Williams
2001-02	11/1/01	DET	L 80-90	19,405	L. Wright	S. Swift	S. Battier	M. Dickerson	J. Williams
2000-01	10/31/00	SEA	W 94-88	15,779	B. Reeves	O. Harrington	S. Abdur-Rahim	M. Dickerson	M. Bibby
1999-00	11/2/99	POR	L 86-106	18,218	B. Reeves	O. Harrington	S. Abdur-Rahim	M. Dickerson	M. Bibby
1998-99	12/7/99	@ SAC	L 87-109	17,317	T. Massenburg	C. Parks	S. Abdur-Rahim	S. Mack	M. Bibby
1997-98	10/31/97	DAL	L 88-90	17,021	B. Reeves	O. Thorpe	S. Abdur-Rahim	A. Peeler	A. Daniels
1996-97	11/1/96	POR	L 84-114	19,193	B. Reeves	E. Mobley	S. Abdur-Rahim	A. Peeler	G. Anthony
1995-96	11/3/95	@ POR	W 92-80	21,398	B. Benjamin	K. Gattison	C. King	B. Edwards	G. Anthony

Home Openers (10-17)

Season	Date	Opp	Result	Attend
2021-22	10/20/21	CLE	W 132-121	15,975
2020-21	12/23/20	SAS	L 119-131	-
2019-20	10/25/19	CHI	L 102-110	17,794
2018-19	10/19/18	ATL	W 131-117	17,019
2017-18	10/18/17	NOP	W 103-91	17,794
2016-17	10/26/16	MIN	W 102-98	18,119
2015-16	10/28/15	CLE	L 76-106	18,119
2014-15	10/29/14	MIN	W 105-101	17,731
2013-14	11/1/13	DET	W 111-108	18,119
2012-13	11/5/12	UTA	W 103-94	17,401
2011-12	12/28/11	OKC	L 95-98	18,119
2010-11	10/27/10	ATL	L 104-119	17,519
2009-10	10/28/09	DET	L 74-96	17,212
2008-09	10/31/08	ORL	W 86-84	16,139
2007-08	10/31/07	SA	L 101-104	17,538
2006-07	11/1/06	NY	L 117-118 (30T)	17,117
2005-06	11/2/05	MIA	L 78-97	18,119
2004-05	11/3/05	WAS	L 91-103	18,119
2003-04	10/31/03	BOS	L 91-93	16,178
2002-03	10/30/02	DAL	L 109-119	16,638
2001-02	11/1/01	DET	L 80-90	19,405
2000-01	10/31/00	SEA	W 94-88	15,779
1999-00	11/2/99	POR	L 86-106	18,218
1998-99	2/8/99	POR	L 76-95	18,353
1997-98	10/31/97	DAL	L 88-90	17,021
1996-97	11/1/96	POR	L 85-114	19,193
1995-96	11/5/95	MIN	W 100-98	19,193

HISTORY

ALL-TIME TEAM RECORDS



GRIZZLIES PRESEASON HISTORY

VANCOUVER

1995-96 (1-7)	Site	Opponent	Result
10/13/95	Vancouver, BC	Portland	L, 86-104
10/16/95	Sacramento, CA	Sacramento	L, 72-101
10/17/95	Vancouver, BC	Minnesota	L, 79-93
10/21/95	Winnipeg, MB	Toronto	L, 77-98
10/22/95	Vancouver, BC	Sacramento	L, 84-110
10/26/95	Eugene, OR	Portland	L, 96-101
10/28/95	Edmonton, AB	Boston	L, 101-103
10/29/95	Vancouver, BC	Seattle	W, 105-104

1996-97 (2-6)	Site	Opponent	Result
10/10/96	Vancouver, BC	Utah	L, 77-89
10/11/96	Phoenix, AZ	Phoenix	L, 83-100
10/14/96	Missoula, MT	Seattle	L, 83-89
10/15/96	Vancouver, BC	Dallas	W, 86-75
10/18/96	Marquette, MN	Minnesota	L, 83-104
10/24/96	Vancouver, BC	LA Clippers	L, 87-97
10/25/96	Portland, OR	Portland	L, 77-98
10/27/96	Calgary, AB	Toronto	W, 80-77

1997-98 (2-6)	Site	Opponent	Result
10/11/97	Los Angeles, CA	LA Clippers	L, 94-98
10/12/97	Phoenix, AZ	Phoenix	L, 88-93
10/14/97	Vancouver, BC	Portland	W, 103-83
10/15/97	Rapid City, SD	Dallas	W, 83-79
10/18/97	Vancouver, BC	Sacramento	L, 81-98
10/20/97	Halifax, NS	Toronto	L, 98-107
10/22/97	Vancouver, BC	Phoenix	L, 83-113
10/24/97	Vancouver, BC	Golden State	L, 100-107

VANCOUVER PRESEASON RECORD: G: 42 W: 7 L: 35

MEMPHIS

2001-02 (4-4)	Site	Opponent	Result
10/9/01	Memphis, TN	Portland	W, 99-95
10/14/01	Memphis, TN	LA Clippers	W, 121-113
10/15/01	Memphis, TN	Seattle	W, 103-99
10/18/01	Memphis, TN	Miami	W, 110-106
10/21/01	Phoenix, AZ	Phoenix	L, 83-102
10/23/01	Anaheim, CA	LA Lakers	L, 94-128
10/24/01	Sacramento, CA	Sacramento	L, 94-107
10/26/01	Portland, OR	Portland	L, 88-101

2002-03 (3-5)	Site	Opponent	Result
10/8/02	Memphis, TN	Houston	L, 98-106
10/9/02	Memphis, TN	Miami	W, 83-71
10/11/02	Little Rock, AR	LA Lakers	L, 87-95
10/13/02	Los Angeles, CA	LA Clippers	L, 96-106
10/14/02	Seattle, WA	Seattle	L, 78-88
10/18/02	Memphis, TN	Orlando	W, 108-105
10/19/02	Memphis, TN	Chicago	W, 123-99
10/22/02	Orlando, FL	Orlando	L, 74-82

2003-04 (7-1)	Site	Opponent	Result
10/6/03	Memphis, TN	Milwaukee	W, 105-94
10/8/03	Paris, FRANCE	San Antonio	L, 83-105
10/10/03	Barcelona, SPAIN	FC Barcelona	W, 91-80
10/14/03	Memphis, TN	Washington	W, 101-85
10/17/03	Memphis, TN	Orlando	W, 84-65
10/18/03	Memphis, TN	Atlanta	W, 94-81
10/21/03	Miami, FL	Miami	W, 97-82
10/23/03	Chicago, IL	Chicago	W, 93-89

2004-05 (6-2)	Site	Opponent	Result
10/12/04	Orlando, FL	Orlando	W, 99-95
10/14/04	Memphis, TN	Cleveland	W, 102-94
10/16/04	Memphis, TN	Indiana	L, 108-91
10/20/04	Atlanta, GA	Atlanta	W, 95-86
10/21/04	Memphis, TN	Milwaukee	W, 97-75
10/23/04	Memphis, TN	Atlanta	W, 104-72
10/26/04	Indianapolis, IN	Indiana	L, 96-102
10/28/04	Green Bay, WI	Milwaukee	W, 99-92

2005-06 (6-2)	Site	Opponent	Result
10/12/05	Memphis, TN	Chicago	W, 86-82
10/14/05	San Juan, PR	Miami	W, 101-91
10/15/05	Memphis, TN	Washington	W, 104-79
10/19/05	Cleveland, OH	Cleveland	L, 88-84
10/22/05	Memphis, TN	Houston	W, 82-78
10/24/05	Memphis, TN	Orlando	L, 67-65
10/25/05	Chicago, IL	Chicago	W, 95-88
10/27/05	Chattanooga, TN	Atlanta	W, 99-84

1998-99 (0-2)	Site	Opponent	Result
1/29/99	Vancouver, BC	Portland	L, 83-109
1/30/99	Seattle, WA	Seattle	L, 68-80

1999-00 (1-7)	Site	Opponent	Result
10/13/99	Ogden, UT	Utah	L, 88-98
10/15/99	Oakland, CA	Golden State	L, 84-96
10/17/99	Vancouver, BC	Denver	L, 84-106
10/18/99	Edmonton, AB	Toronto	L, 84-110
10/22/99	Vancouver, BC	LA Clippers	L, 94-104
10/24/99	Vancouver, BC	Sacramento	L, 101-103
10/26/99	Denver, CO	Denver	W, 105-97
10/27/99	Vancouver, BC	Seattle	L, 94-95

2000-01 (1-7)	Site	Opponent	Result
10/9/00	Seattle, WA	Seattle	L, 88-96
10/10/00	Vancouver, BC	Golden State	W, 91-84
10/12/00	Toronto, ON	Toronto	L, 92-97
10/14/00	Los Angeles, CA	LA Clippers	L, 78-86
10/15/00	Tucson, AZ	Phoenix	L, 94-105
10/20/00	Sacramento, CA	Sacramento	L, 90-92
10/24/00	Vancouver, BC	Phoenix	L, 75-88
10/25/00	Oakland, CA	Golden State	L, 91-101

2006-07 (4-4)	Site	Opponent	Result
10/10/06	Houston, TX	Houston	W, 75-69
10/11/06	Memphis, TN	Atlanta	L, 91-108
10/14/06	Memphis, TN	Detroit	W, 101-89
10/16/06	Memphis, TN	Chicago	L, 78-87
10/20/06	Memphis, TN	Miami	W, 96-95
10/21/06	Orlando, FL	Orlando	L, 89-112
10/24/06	Chicago, IL	Chicago	L, 87-84
10/25/06	Detroit, MI	Detroit	W, 92-82

2007-08 (5-3)	Site	Opponent	Result
10/9/07	Malaga, SPAIN	Unicaja Malaga	L, 102-99
10/11/07	Madrid, SPAIN	MMT Estudiantes	W, 98-73
10/15/07	Memphis, TN	Minnesota	W, 101-93
10/17/07	Indianapolis, IN	Indiana	L, 115-122
10/22/07	Memphis, TN	Miami	W, 104-98
10/23/07	Houston, TX	Houston	W, 109-107
10/24/07	Memphis, TN	Houston	W, 96-90
10/26/07	Memphis, TN	Indiana	L, 113-140

2008-09 (2-6)	Site	Opponent	Result
10/7/08	Houston, TX	Houston	L, 93-96
10/8/08	Memphis, TN	Washington	L, 89-83
10/10/08	Memphis, TN	Charlotte	W, 92-78
10/13/08	Memphis, TN	Indiana	W, 103-95
10/15/08	Memphis, TN	Houston	L, 97-101
10/17/08	Indianapolis, IN	Indiana	L, 86-112
10/21/08	Miami, FL	Miami	L, 85-102
10/22/08	Orlando, FL	Orlando	L, 90-101

2009-10 (3-5)	Site	Opponent	Result
10/6/09	Richmond, VA	Washington	L, 92-101
10/7/09	Memphis, TN	Oklahoma City	W, 99-91
10/11/09	Dallas, TX	Dallas	L, 107-114
10/12/09	Memphis, TN	Orlando	L, 83-102
10/14/09	Memphis, TN	Atlanta	L, 96-111
10/17/09	Memphis, TN	Detroit	W, 115-94
10/21/09	Miami, FL	Miami	L, 93-99
10/23/09	Charlotte, NC	Charlotte	W, 95-92

2010-11 (8-0)	Site	Opponent	Result
10/6/10	Memphis, TN	Indiana	W, 87-85
10/7/10	Atlanta, GA	Atlanta	W, 115-111 (OT)
10/9/10	New Orleans, LA	New Orleans	W, 97-90
10/12/10	Tulsa, OK	Oklahoma City	W, 116-96
10/14/10	Memphis, TN	Caja Laboral	W, 110-105
10/16/10	Memphis, TN	Milwaukee	W, 91-77
10/18/10	Memphis, TN	New Orleans	W, 96-91
10/22/10	Detroit, MI	Detroit	W, 106-103

INTRO

PLAYERS

EXECUTIVE

BASKETBALL OPS

BUSINESS OPS

MEDIA

COMMUNITY

HISTORY

PLAYOFFS

REVIEW

OPPONENTS

NBA

FEDERATION

AT A GLANCE



ALL-TIME TEAM RECORDS

2011-12 (1-1) Site Opponent Result

12/16/11	Memphis, TN	New Orleans	W, 97-90
12/21/11	New Orleans, LA	New Orleans	L 80-95

2012-13 (4-4) Site Opponent Result

10/6/12	Memphis, TN	Real Madrid	W, 105-93
10/9/12	Chicago, IL	Chicago	L, 88-92
10/14/12	Memphis, TN	Atlanta	W, 110-102
10/17/12	Houston, TX	Houston	L, 102-109
10/18/12	La Crosse, WI	Milwaukee	W, 97-94
10/20/12	Indianapolis, IN	Indiana	L, 80-83
10/24/12	Memphis, TN	Orlando	W, 115-100
10/26/12	Memphis, TN	Toronto	L, 106-120

2013-14 (4-4) Site Opponent Result

10/7/13	St. Louis, MO	Chicago	L, 87-106
10/9/13	Memphis, TN	Dallas	L, 90-95
10/13/13	Memphis, TN	Maccabi Haifa	W, 116-70
10/15/13	Memphis, TN	Milwaukee	W, 102-99
10/18/13	Orlando, FL	Orlando	W, 97-91
10/20/13	Atlanta, GA	Atlanta	W, 90-82
10/23/13	Toronto, Canada	Toronto	L, 72-108
10/25/13	Memphis, TN	Houston	L, 73-92

2014-15 (3-5) Site Opponent Result

10/8/14	Green Bay, WI	Milwaukee	L, 83-86
10/9/14	Houston, TX	Houston	L, 93-113
10/11/14	Memphis, TN	Atlanta	W, 93-88
10/14/14	Oklahoma City, OK	Oklahoma City	L, 107-117
10/17/14	Memphis, TN	Flamengo	W, 112-72
10/20/14	Dallas, TX	Dallas	L, 103-108
10/22/14	Memphis, TN	Cleveland	W, 96-92
10/24/14	Memphis, TN	Miami	L, 98-104

2015-16 (6-1) Site Opponent Result

10/6/15	Memphis, TN	Houston	W, 92-89
10/8/15	Memphis, TN	Maccabi Haifa	W, 97-84
10/12/15	Columbus, OH	Cleveland	W, 91-81
10/16/15	Memphis, TN	Oklahoma City	W, 94-78
10/18/15	Memphis, TN	Minnesota	W, 90-68
10/21/15	Atlanta, GA	Atlanta	W, 82-81
10/23/15	Orlando, FL	Orlando	L, 76-86

MEMPHIS PRESEASON RECORD: G: 144 W: 84 L: 60
 ALL-TIME PRESEASON RECORD: G: 186 W: 91 L: 95

2016-17 (4-2) Site Opponent Result

10/3/16	Memphis, TN	Orlando	W, 102-97
10/6/16	Memphis, TN	Atlanta	L, 83-104
10/11/16	Memphis, TN	Philadelphia	W, 121-91
10/13/16	Tulsa, OK	Oklahoma City	W, 110-94
10/15/16	Houston, TX	Houston	W, 134-125 (20T)
10/19/16	Minneapolis, MN	Minnesota	L, 94-101

2017-18 (3-2) Site Opponent Result

10/2/17	Memphis, TN	Orlando	W, 92-84
10/4/17	Philadelphia, PA	Philadelphia	W, 110-89
10/9/17	Atlanta, GA	Atlanta	L, 88-100
10/11/17	Memphis, TN	Houston	L, 89-101
10/13/17	Memphis, TN	New Orleans	W, 142-101

2018-19 (2-3) Site Opponent Result

10/2/18	Birmingham, AL	Houston	L, 115-131
10/5/18	Memphis, TN	Atlanta	W, 120-110
10/6/18	Memphis, TN	Indiana	W, 109-104
10/10/18	Orlando, FL	Orlando	L, 86-102
10/12/18	Memphis, TN	Houston	L, 103-121

2019-20 (3-2) Site Opponent Result

10/6/19	Memphis, TN	Maccabi Haifa	W, 123-88
10/8/19	Memphis, TN	New Zealand Breakers	W, 108-94
10/14/19	Memphis, TN	Charlotte	L, 99-120
10/16/19	Oklahoma City, OK	Oklahoma City	W, 124-119
10/18/19	San Antonio, TX	San Antonio	L, 91-104

2020-21 (3-1) Site Opponent Result

12/12/20	Minneapolis, MN	Minnesota	W, 107-105
12/14/20	Minneapolis, MN	Minnesota	W, 123-104
12/17/20	Memphis, TN	Atlanta	W, 128-106
12/19/20	Memphis, TN	Atlanta	L, 116-117

2021-22 (3-3) Site Opponent Result

10/5/21	Memphis, TN	Milwaukee	W 87-77
10/7/21	Charlotte, NC	Atlanta	W 128-98
10/9/21	Memphis, TN	Atlanta	L 87-91
10/11/21	Memphis, TN	Detroit	W 127-92
10/13/21	Indianapolis, IN	Indiana	L 107-109
10/15/21	Chicago, IL	Chicago	L 105-118

ALL-TIME TEAM RECORDS



GRIZZLIES INDIVIDUAL SEASON & GAME HIGHS

POINTS				FIELD GOALS MADE		
Season	1,829	Shareef Abdur-Rahim	1997-98	653	Shareef Abdur-Rahim	1997-98
	1,681	Zach Randolph	2009-10	652	Zach Randolph	2009-10
	1,663	(2) Shareef Abdur-Rahim *	2000-01	625	Rudy Gay	2007-08
Game	52	Ja Morant	2/28/22 vs SAS	22	Ja Morant	2/28/22 vs SAS
	46	Ja Morant	2/26/22 @ CHI	18	Bryant Reeves	4/19/97 @ PHO
	45	Mike Miller	2/21/07 @ GSW	18	Ja Morant	12/23/20 vs SAS
Half Quarter	34	(2) Ja Morant *	12/23/20 vs SAS (H2)	13	Ja Morant	12/23/20 vs SAS (H2)
	26	Jaren Jackson Jr.	12/13/19 vs MIL (Q3)	9	(2) Ja Morant *	11/10/21 vs CHA (Q1)
FIELD GOAL ATTEMPTS				FREE THROWS MADE		
Season	1,355	Rudy Gay	2007-08	502	Shareef Abdur-Rahim	1997-98
	1,347	Shareef Abdur-Rahim	1997-98	446	Shareef Abdur-Rahim	1999-00
	1,336	Zach Randolph	2009-10	443	Shareef Abdur-Rahim	2000-01
Game	34	Ja Morant	3/11/22 vs NYK	21	Ja Morant	2/16/22 vs POR
	31	(3) Ja Morant *	1/23/22 @ DAL	16	(4) Marc Gasol *	10/21/17 vs GSW
Half Quarter	19	(3) Marc Gasol *	1/16/16 vs NYK (H2)	14	Shareef Abdur-Rahim	2/10/99 vs LAC (H2)
	13	(5) Dillon Brooks *	2/26/20 @ HOU (Q3)	12	Shareef Abdur-Rahim	2/10/99 vs LAC (Q4)
FREE THROW ATTEMPTS				3-PT FGS MADE		
Season	640	Shareef Abdur-Rahim	1997-98	228	Desmond Bane	2021-22
	617	Pau Gasol	2005-06	202	Mike Miller	2006-07
	565	Pau Gasol	2002-03	171	Mike Conley	2016-17
Game	25	Ja Morant	2/16/22 vs POR	9	Mike Miller	1/3/07 vs GSW
	20	Pau Gasol	1/6/06 vs UTA	9	Mike Miller	2/21/07 @ GSW
	19	(2) Pau Gasol *	12/6/05 vs NOK	9	Jaren Jackson Jr.	12/13/19 vs MIL
Half Quarter	15	(4) Ja Morant *	2/26/22 @ CHI (H2)	7	Jason Williams	1/15/05 vs MIL (H2)
	12	(2) Shareef Abdur-Rahim *	2/10/99 vs LAC (Q4)	6	Troy Daniels	12/29/16 vs OKC (Q4)
3-PT FG ATTEMPTS				REBOUNDS		
Season	523	Desmond Bane	2021-22	950	Zach Randolph	2009-10
	498	Mike Miller	2006-07	914	Zach Randolph	2010-11
	432	Juan Carlos Navarro	2007-08	854	Zach Randolph	2012-13
Game	17	Mike Miller	2/21/07 @ GSW	26	Lorenzen Wright	11/4/01 vs DAL
	15	Jaren Jackson Jr.	12/13/19 vs MIL	25	Zach Randolph	2/27/10 @ NYK
	15	Jaren Jackson Jr.	7/31/20 @ POR	25	Jonas Valanciunas	2/28/20 vs SAC
Half Quarter	11	Jason Williams	1/15/05 vs MIL (H2)	18	Zach Randolph	11/15/14 vs DET (H2)
	8	(2) Troy Daniels *	12/29/16 vs OKC (Q4)	13	Zach Randolph	12/11/09 vs OKC (Q3)
OFFENSIVE REBOUNDS				DEFENSIVE REBOUNDS		
Season	349	Steven Adams	2021-22	620	Zach Randolph	2009-10
	330	Zach Randolph	2009-10	607	Shareef Abdur-Rahim	1999-00
	326	Zach Randolph	2010-11	588	Zach Randolph	2010-11
Game	13	Zach Randolph	11/15/14 vs DET	23	Jonas Valanciunas	3/22/19 @ ORL
	13	Alex Stepheson	3/14/16 @ HOU	19	Jonas Valanciunas	2/28/20 vs SAC
	12	Jonas Valanciunas	4/11/21 vs IND	18	(2) Shareef Abdur-Rahim *	11/24/99 @ CHA
Half Quarter	11	Zach Randolph	11/15/14 vs DET (H2)	11	(5) Brandon Clarke *	2/28/21 @ HOU (H1)
	7	(2) Alex Stepheson *	3/14/16 @ HOU (Q4)	9	Brandon Clarke	2/28/21 @ HOU (Q2)
ASSISTS				STEALS		
Season	685	Mike Bibby	2000-01	174	Mike Conley	2012-13
	665	Mike Bibby	1999-00	144	Mike Conley	2010-11
	631	Jason Williams	2002-03	137	James Posey	2003-04
Game	19	Jason Williams	3/30/02 vs GSW	8	Tony Allen	4/23/12 vs CLE
	18	Mike Bibby	1/12/01 @ SEA	7	(8) Tony Allen *	1/5/15 vs NYK
	18	Mike Bibby	4/7/01 @ DEN			
Half Quarter	12	(3) Jason Williams *	3/30/02 vs GSW (H1)	7	Greg Anthony	11/30/97 vs LAC (H2)
	10	Mike Conley	11/23/18 @ LAC (Q2)	4	(10+) Justin Holiday *	3/27/19 vs GSW (Q1)

* Most recent occurrence

INTRO

PLAYERS

EXECUTIVE

BASKETBALL OPS

BUSINESS OPS

MEDIA

COMMUNITY

HISTORY

PLAYOFFS

REVIEW

OPPONENTS

NBA

FEDERATION

AT A GLANCE



ALL-TIME INDIVIDUAL RECORDS

GRIZZLIES INDIVIDUAL SEASON & GAME HIGHS (CONT'D)

TURNOVERS				BLOCKS		
Season	257	Shareef Abdur-Rahim	1997-98	177	Jaren Jackson Jr.	2021-22
	249	Shareef Abdur-Rahim	1999-00	169	Pau Gasol	2001-02
	248	Mike Bibby	2000-01	163	Roy Rogers	1996-97
Game	9	Pau Gasol	2/7/07 @ DAL	8	(4) Marc Gasol *	1/4/13 vs POR
	9	Ja Morant	10/27/21 @ POR			
	9	Ja Morant	1/31/22 @ PHI			
Half	6	(10+) Ja Morant *	10/27/21 @ POR (H2)	7	Marc Gasol	1/4/13 vs POR (H1)
Quarter	5	(8) Ja Morant *	1/5/20 @ PHO (Q4)	6	Marc Gasol	1/4/13 vs POR (Q1)
MINUTES				FIELD GOAL PCT		
Season	3,241	Shareef Abdur-Rahim	2000-01	.618	Brandon Clarke	2019-20
	3,223	Shareef Abdur-Rahim	1999-00	.592	Jonas Valanciunas	2020-21
	3,190	Mike Bibby	2000-01	.585	Jonas Valanciunas	2019-20
Game	56	Shareef Abdur-Rahim	2/17/99 vs BOS (30T)	1.000	(2) Brandon Clarke *	4/9/22 vs NOP (10/10)
	56	Pau Gasol	12/19/06 vs DET (20T)			
	55	Shareef Abdur-Rahim	4/14/00 vs MIN (20T)			
					min. 10 FGA	
FREE THROW PCT				3-PT FG PCT		
Season	.903	Desmond Bane	2021-22	.459	Mike Miller	
	.879	O.J. Mayo	2008-09	.436	Desmond Bane	
	.873	Brian Cardinal	2004-05	.433	Mike Miller	
Game	1.000	(10+) Jaren Jackson Jr. *	1/8/22 @ LAC (10/10)	1.000	(10+) Tyus Jones *	
		min. 10 FTA			min. 5 3FGA	

*Season leaders meeting NBA league statistical requirements

GRIZZLIES YEAR-BY-YEAR INDIVIDUAL LEADERS

(Single-season team record holder in bold)

SEASON	SCORING AVERAGE	G	PTS	AVG	SEASON	TOTAL POINTS	PTS
MEMPHIS							
2021-22	Desmond Bane	76	1,384	18.2	2021-22	Ja Morant	1,564
2020-21	Ja Morant	63	1,204	19.1	2020-21	Ja Morant	1,204
2019-20	Ja Morant	73	1,193	17.8	2019-20	Ja Morant	1,193
2018-19	Mike Conley	70	1,478	21.1	2018-19	Mike Conley	1,478
2017-18	Marc Gasol	73	1,258	17.2	2017-18	Marc Gasol	1,258
2016-17	Mike Conley	69	1,415	20.5	2016-17	Marc Gasol	1,446
2015-16	Zach Randolph	68	1,040	15.3	2015-16	Zach Randolph	1,040
2014-15	Marc Gasol	81	1,413	17.4	2014-15	Marc Gasol	1,413
2013-14	Zach Randolph	79	1,372	17.4	2013-14	Zach Randolph	1,372
2012-13	Zach Randolph	76	1,169	15.4	2012-13	Zach Randolph	1,169
2011-12	Rudy Gay	65	1,232	19.0	2011-12	Rudy Gay	1,232
2010-11	Zach Randolph	75	1,504	20.1	2010-11	Zach Randolph	1,504
2009-10	Zach Randolph	81	1,681	20.8	2009-10	Zach Randolph	1,681
2008-09	Rudy Gay	79	1,493	18.9	2008-09	Rudy Gay	1,493
2007-08	Rudy Gay	81	1,632	20.1	2007-08	Rudy Gay	1,632
2006-07	Pau Gasol	59	1,226	20.8	2006-07	Mike Miller	1,293
2005-06	Pau Gasol	80	1,628	20.4	2005-06	Pau Gasol	1,628
2004-05	Mike Miller	76	1,022	13.4	2004-05	Mike Miller	1,022
2003-04	Pau Gasol	78	1,381	17.7	2003-04	Pau Gasol	1,381
2002-03	Pau Gasol	82	1,555	19.0	2002-03	Pau Gasol	1,555
2001-02	Pau Gasol	82	1,441	17.6	2001-02	Pau Gasol	1,441
VANCOUVER							
2000-01	Shareef Abdur-Rahim	81	1,663	20.5	2000-01	Shareef Abdur-Rahim	1,663
1999-00	Shareef Abdur-Rahim	82	1,663	20.3	1999-00	Shareef Abdur-Rahim	1,663
1998-99	Shareef Abdur-Rahim	50	1,152	23.0	1998-99	Shareef Abdur-Rahim	1,152
1997-98	Shareef Abdur-Rahim	82	1,829	22.3	1997-98	Shareef Abdur-Rahim	1,829
1996-97	Shareef Abdur-Rahim	80	1,494	18.7	1996-97	Shareef Abdur-Rahim	1,494
1995-96	Greg Anthony	69	967	14.0	1995-96	Blue Edwards	1,043

ALL-TIME INDIVIDUAL RECORDS



GRIZZLIES YEAR-BY-YEAR INDIVIDUAL LEADERS

(Single-season team record holder in bold)

SEASON	REBOUND AVERAGE	G	REBS	AVG	SEASON	TOTAL REBOUNDS	REBS
MEMPHIS							
2021-22	Steven Adams	76	760	10.0	2021-22	Steven Adams	760
2020-21	Jonas Valanciunas	62	776	12.5	2020-21	Jonas Valanciunas	776
2019-20	Jonas Valanciunas	70	788	11.3	2019-20	Jonas Valanciunas	788
2018-19	Jaren Jackson Jr.	58	272	4.7	2018-19	Marc Gasol	455
2017-18	Marc Gasol	73	592	8.1	2017-18	Marc Gasol	592
2016-17	Zach Randolph	73	598	8.2	2016-17	Zach Randolph	598
2015-16	Zach Randolph	68	529	7.8	2015-16	Zach Randolph	529
2014-15	Zach Randolph	71	747	10.5	2014-15	Zach Randolph	747
2013-14	Zach Randolph	79	795	10.1	2013-14	Zach Randolph	795
2012-13	Zach Randolph	76	854	11.2	2012-13	Zach Randolph	854
2011-12	Marc Gasol	65	579	8.9	2011-12	Marc Gasol	579
2010-11	Zach Randolph	75	914	12.2	2010-11	Zach Randolph	914
2009-10	Zach Randolph	81	950	11.7	2009-10	Zach Randolph	950
2008-09	Marc Gasol	82	605	7.4	2008-09	Marc Gasol	605
2007-08	Mike Miller	70	467	6.7	2007-08	Rudy Gay	499
2006-07	Pau Gasol	59	581	9.8	2006-07	Pau Gasol	581
2005-06	Pau Gasol	80	713	8.9	2005-06	Pau Gasol	713
2004-05	Lorenzen Wright	80	613	7.7	2004-05	Lorenzen Wright	613
2003-04	Pau Gasol	78	600	7.7	2003-04	Pau Gasol	600
2002-03	Pau Gasol	82	720	8.8	2002-03	Pau Gasol	720
2001-02	Lorenzen Wright	43	405	9.4	2001-02	Pau Gasol	730

VANCOUVER							
2000-01	Shareef Abdur-Rahim	81	735	9.1	2000-01	Shareef Abdur-Rahim	735
1999-00	Shareef Abdur-Rahim	82	825	10.1	1999-00	Shareef Abdur-Rahim	825
1998-99	Shareef Abdur-Rahim	50	374	7.5	1998-99	Shareef Abdur-Rahim	374
1997-98	Bryant Reeves	74	585	7.9	1997-98	Bryant Reeves	585
1996-97	Bryant Reeves	75	610	8.1	1996-97	Bryant Reeves	610
1995-96	Bryant Reeves	77	570	7.4	1995-96	Bryant Reeves	570

SEASON	ASSISTS AVERAGE	G	AST	AVG	SEASON	TOTAL ASSISTS	AST
MEMPHIS							
2021-22	Tyus Jones	73	324	4.4	2021-22	Ja Morant	384
2020-21	Ja Morant	63	465	7.4	2020-21	Ja Morant	465
2019-20	Ja Morant	73	488	7.3	2019-20	Ja Morant	488
2018-19	Mike Conley	70	449	6.4	2018-19	Mike Conley	449
2017-18	Marc Gasol	73	305	4.2	2017-18	Marc Gasol	305
2016-17	Mike Conley	69	433	6.3	2016-17	Mike Conley	433
2015-16	Matt Barnes	74	163	2.1	2015-16	Mike Conley	342
2014-15	Mike Conley	70	375	5.4	2014-15	Mike Conley	375
2013-14	Mike Conley	73	441	6.0	2013-14	Mike Conley	441
2012-13	Mike Conley	80	487	6.1	2012-13	Mike Conley	487
2011-12	Mike Conley	82	404	6.5	2011-12	Mike Conley	404
2010-11	Mike Conley	81	528	6.5	2010-11	Mike Conley	528
2009-10	Mike Conley	80	425	5.3	2009-10	Mike Conley	425
2008-09	Mike Conley	82	354	4.3	2008-09	Mike Conley	354
2007-08	Mike Conley	53	222	4.2	2007-08	Kyle Lowry	296
2006-07	Damon Stoudamire	62	299	4.8	2006-07	Chuckie Atkins	346
2005-06	Pau Gasol	80	371	4.6	2005-06	Pau Gasol	371
2004-05	Jason Williams	71	399	5.6	2004-05	Jason Williams	399
2003-04	Jason Williams	72	492	6.8	2003-04	Jason Williams	492
2002-03	Jason Williams	76	631	8.3	2002-03	Jason Williams	631
2001-02	Jason Williams	65	519	8.0	2001-02	Jason Williams	519

VANCOUVER							
2000-01	Mike Bibby	82	685	8.4	2000-01	Mike Bibby	685
1999-00	Mike Bibby	82	665	8.1	1999-00	Mike Bibby	665
1998-99	Mike Bibby	50	325	6.5	1998-99	Mike Bibby	325
1997-98	Antonio Daniels	74	334	4.5	1997-98	Lee Mayberry	349
1996-97	Greg Anthony	65	407	6.3	1996-97	Greg Anthony	407
1995-96	Greg Anthony	69	476	6.9	1995-96	Greg Anthony	476

INTRO

PLAYERS

EXECUTIVE

BASKETBALL OPS

BUSINESS OPS

MEDIA

COMMUNITY

HISTORY

PLAYOFFS

REVIEW

OPPONENTS

NBA

FEDERATION

AT A GLANCE



ALL-TIME INDIVIDUAL RECORDS

GRIZZLIES YEAR-BY-YEAR INDIVIDUAL LEADERS

(Single-season team record holder in bold)

SEASON	STEALS AVERAGE	G	STLS	AVG	SEASON	TOTAL STEALS	STLS
MEMPHIS							
2021-22	De'Anthony Melton	73	104	1.42	2021-22	De'Anthony Melton	104
2020-21	Kyle Anderson	69	84	1.22	2020-21	Kyle Anderson	84
2019-20	De'Anthony Melton	60	77	1.28	2019-20	De'Anthony Melton	77
2018-19	Mike Conley	70	94	1.34	2018-19	Mike Conley	94
2017-18	Mario Chalmers	66	79	1.20	2017-18	Mario Chalmers	79
2016-17	Tony Allen	71	115	1.62	2016-17	Tony Allen	111
2015-16	Tony Allen	64	110	1.72	2015-16	Tony Allen	110
2014-15	Tony Allen	63	129	2.05	2014-15	Tony Allen	129
2013-14	Mike Conley	73	110	1.51	2013-14	Mike Conley	110
2012-13	Mike Conley	80	174	2.18	2012-13	Mike Conley	174
2011-12	Mike Conley	62	136	2.19	2011-12	Mike Conley	136
2010-11	Tony Allen	72	129	1.79	2010-11	Mike Conley	144
2009-10	Rudy Gay	80	118	1.48	2009-10	Rudy Gay	118
2008-09	Rudy Gay	79	98	1.24	2008-09	Rudy Gay	98
2007-08	Rudy Gay	81	111	1.37	2007-08	Rudy Gay	111
2006-07	Rudy Gay	78	71	0.91	2006-07	Rudy Gay	71
2005-06	Eddie Jones	75	131	1.75	2005-06	Eddie Jones	131
2004-05	Brian Cardinal	58	88	1.52	2004-05	Shane Battier	91
2003-04	James Posey	82	137	1.67	2003-04	James Posey	137
2002-03	Shane Battier	78	102	1.31	2002-03	Shane Battier	102
2001-02	Jason Williams	65	111	1.71	2001-02	Jason Williams	111

VANCOUVER							
2000-01	Mike Bibby	82	107	1.30	2000-01	Mike Bibby	107
1999-00	Mike Bibby	82	132	1.61	1999-00	Mike Bibby	132
1998-99	Mike Bibby	50	78	1.56	1998-99	Mike Bibby	78
1997-98	Shareef Abdur-Rahim	82	89	1.09	1997-98	Shareef Abdur-Rahim	89
1996-97	Greg Anthony	65	129	1.98	1996-97	Greg Anthony	129
1995-96	Eric Murdock	64	129	2.02	1995-96	Eric Murdock	129

SEASON	BLOCKS AVERAGE	G	BLKS	AVG	SEASON	TOTAL BLOCKS	BLKS
MEMPHIS							
2021-22	Jaren Jackson Jr.	78	177	2.27	2021-22	Jaren Jackson Jr.	177
2020-21	Jonas Valanciunas	62	57	0.92	2020-21	Kyle Anderson, Jonas Valanciunas	57
2019-20	Jonas Valanciunas	70	76	1.09	2019-20	Jaren Jackson Jr.	92
2018-19	Jaren Jackson Jr.	58	82	1.41	2018-19	Jaren Jackson Jr.	82
2017-18	Marc Gasol	73	101	1.38	2017-18	Marc Gasol	101
2016-17	Marc Gasol	74	99	1.34	2016-17	Marc Gasol	99
2015-16	Matt Barnes	74	57	0.75	2015-16	Marc Gasol	70
2014-15	Marc Gasol	81	131	1.62	2014-15	Marc Gasol	131
2013-14	Marc Gasol	55	76	1.29	2013-14	Marc Gasol	76
2012-13	Marc Gasol	80	139	1.74	2012-13	Marc Gasol	139
2011-12	Marc Gasol	65	121	1.86	2011-12	Marc Gasol	121
2010-11	Marc Gasol	81	136	1.68	2010-11	Marc Gasol	136
2009-10	Marc Gasol	69	109	1.58	2009-10	Marc Gasol	109
2008-09	Marc Gasol	82	90	1.10	2008-09	Marc Gasol	90
2007-08	Darko Milicic	70	114	1.63	2007-08	Darko Milicic	114
2006-07	Pau Gasol	59	126	2.14	2006-07	Pau Gasol	123
2005-06	Pau Gasol	80	153	1.91	2005-06	Pau Gasol	153
2004-05	Stromile Swift	60	92	1.53	2004-05	Pau Gasol	93
2003-04	Pau Gasol	78	132	1.69	2003-04	Pau Gasol	132
2002-03	Pau Gasol	82	148	1.80	2002-03	Pau Gasol	148
2001-02	Pau Gasol	82	169	2.06	2001-02	Pau Gasol	169

VANCOUVER							
2000-01	Stromile Swift	80	82	1.03	2000-01	Stromile Swift	82
1999-00	Shareef Abdur-Rahim	82	87	1.06	1999-00	Shareef Abdur-Rahim	87
1998-99	Shareef Abdur-Rahim	50	55	1.10	1998-99	Shareef Abdur-Rahim	55
1997-98	Bryant Reeves	74	80	1.08	1997-98	Bryant Reeves	80
1996-97	Roy Rogers	82	163	1.99	1996-97	Roy Rogers	163
1995-96	Bryant Reeves	77	55	0.71	1995-96	Bryant Reeves	55

HISTORY

ALL-TIME INDIVIDUAL RECORDS



GRIZZLIES YEAR-BY-YEAR INDIVIDUAL LEADERS

(Single-season team record holder in bold)

SEASON	FIELD GOAL PCT	FGM	ATTS	FG%	SEASON	FIELD GOALS MADE	FGM
MEMPHIS							
2021-22	Ja Morant	580	1177	493	2021-22	Ja Morant	580
2020-21	Jonas Valanciunas	440	743	592	2020-21	Jonas Valanciunas	440
2019-20	Brandon Clarke	296	479	618	2019-20	Ja Morant	447
2018-19	Jaren Jackson Jr.	298	589	506	2018-19	Mike Conley	490
2017-18	Tyreke Evans	366	809	452	2017-18	Marc Gasol	434
2016-17	Mike Conley	464	1,009	460	2016-17	Marc Gasol	532
2015-16	Zach Randolph	431	907	475	2015-16	Zach Randolph	431
2014-15	Marc Gasol	530	1,082	494	2014-15	Marc Gasol	530
2013-14	Marc Gasol	336	711	473	2013-14	Zach Randolph	560
2012-13	Marc Gasol	429	869	494	2012-13	Zach Randolph	471
2011-12	Marc Gasol	357	740	482	2011-12	Rudy Gay	485
2010-11	Marc Gasol	364	691	527	2010-11	Zach Randolph	598
2009-10	Marc Gasol	378	651	581	2009-10	Zach Randolph	652
2008-09	Marc Gasol	350	661	530	2008-09	Rudy Gay	625
2007-08	Mike Miller	414	824	502	2007-08	Rudy Gay	572
2006-07	Pau Gasol	462	858	538	2006-07	Mike Miller	465
2005-06	Pau Gasol	600	1,194	503	2005-06	Pau Gasol	600
2004-05	Pau Gasol	357	695	514	2004-05	Mike Miller	387
2003-04	Pau Gasol	506	1,049	482	2003-04	Pau Gasol	506
2002-03	Pau Gasol	569	1,116	510	2002-03	Pau Gasol	569
2001-02	Pau Gasol	551	1,064	518	2001-02	Pau Gasol	551

VANCOUVER							
2000-01	Shareef Abdur-Rahim	604	1,280	472	2000-01	Shareef Abdur-Rahim	604
1999-00	Othella Harrington	420	830	506	1999-00	Shareef Abdur-Rahim	594
1998-99	Tony Massenburg	189	368	467	1998-99	Shareef Abdur-Rahim	386
1997-98	Bryant Reeves	492	941	523	1997-98	Shareef Abdur-Rahim	663
1996-97	Roy Rogers	244	483	505	1996-97	Shareef Abdur-Rahim	550
1995-96	Bryant Reeves	401	877	457	1995-96	B.Reeves, B.Edwards	401

SEASON	FREE THROW PCT	FTM	ATTS	FT%	SEASON	FREE THROWS MADE	FTM
MEMPHIS							
2021-22	Desmond Bane	284	345	903	2021-22	Ja Morant	316
2020-21	Dillon Brooks	159	195	815	2020-21	Ja Morant	271
2019-20	Dillon Brooks	164	203	808	2019-20	Ja Morant	239
2018-19	Mike Conley	343	406	845	2018-19	Mike Conley	281
2017-18	Marc Gasol	281	337	834	2017-18	Marc Gasol	281
2016-17	Mike Conley	316	368	859	2016-17	Mike Conley	316
2015-16	Mike Conley	191	229	834	2015-16	Mario Chalmers	206
2014-15	Mike Conley	214	249	859	2014-15	Marc Gasol	350
2013-14	Mike Conley	225	276	815	2013-14	Zach Randolph	250
2012-13	Marc Gasol	268	316	848	2012-13	Marc Gasol	268
2011-12	Mike Conley	136	158	861	2011-12	Marc Gasol	237
2010-11	Rudy Gay	194	241	805	2010-11	Zach Randolph	300
2009-10	O.J. Mayo	212	262	809	2009-10	Zach Randolph	362
2008-09	O.J. Mayo	247	281	879	2008-09	Marc Gasol	275
2007-08	Pau Gasol	176	215	819	2007-08	Rudy Gay	249
2006-07	Chucky Atkins	252	311	810	2006-07	Pau Gasol/Hakim Warrick	298
2005-06	Mike Miller	168	210	800	2005-06	Pau Gasol	282
2004-05	Brian Cardinal	158	181	873	2004-05	Pau Gasol	425
2003-04	James Posey	278	335	830	2003-04	Pau Gasol	365
2002-03	Pau Gasol	416	565	736	2002-03	Pau Gasol	416
2001-02	Stromile Swift	217	305	711	2001-02	Pau Gasol	338

VANCOUVER							
2000-01	Shareef Abdur-Rahim	443	531	834	2000-01	Shareef Abdur-Rahim	443
1999-00	Michael Dickerson	269	324	830	1999-00	Shareef Abdur-Rahim	446
1998-99	Shareef Abdur-Rahim	369	439	841	1998-99	Shareef Abdur-Rahim	369
1997-98	Blue Edwards	130	215	837	1997-98	Shareef Abdur-Rahim	502
1996-97	Shareef Abdur-Rahim	387	519	746	1996-97	Shareef Abdur-Rahim	387
1995-96	Byron Scott	203	243	835	1995-96	Greg Anthony	229

INTRO

PLAYERS

EXECUTIVE

BASKETBALL OPS

BUSINESS OPS

MEDIA

COMMUNITY

HISTORY

PLAYOFFS

REVIEW

OPPONENTS

NBA

FEDERATION

AT A GLANCE



ALL-TIME INDIVIDUAL RECORDS

GRIZZLIES YEAR-BY-YEAR INDIVIDUAL LEADERS

(Single-season team record holder in bold)

SEASON	3-PT FG PCT	3FG	ATTS	3FG%	SEASON	3-PT FGS MADE	3FG
MEMPHIS							
2021-22	Desmond Bane	228	523	436	2021-22	Desmond Bane	228
2020-21	Desmond Bane	117	271	432	2020-21	Dillon Brooks	128
2019-20	Jaren Jackson Jr.	145	368	394	2019-20	Dillon Brooks	147
2018-19	Mike Conley	155	426	364	2018-19	Mike Conley	155
2017-18	Tyreke Evans	114	286	399	2017-18	Tyreke Evans	114
2016-17	Mike Conley	171	419	408	2016-17	Mike Conley	171
2015-16	Matt Barnes	119	370	322	2015-16	Matt Barnes	119
2014-15	Courtney Lee	90	224	402	2014-15	Mike Conley	107
2013-14	Mike Miller	107	233	459	2013-14	Mike Miller	107
2012-13	Quincy Pondexter	60	152	395	2012-13	Mike Conley	106
2011-12	Mike Conley	60	159	377	2011-12	O.J. Mayo	100
2010-11	Mike Conley	80	217	369	2010-11	O.J. Mayo	96
2009-10	Mike Conley	82	212	387	2009-10	O.J. Mayo	136
2008-09	Mike Conley	88	217	406	2008-09	O.J. Mayo	145
2007-08	Mike Miller	155	359	432	2007-08	Juan Carlos Navarro	156
2006-07	Mike Miller	202	498	406	2006-07	Mike Miller	202
2005-06	Mike Miller	138	339	407	2005-06	Mike Miller	138
2004-05	Mike Miller	140	323	433	2004-05	Mike Miller	140
2003-04	James Posey	112	290	386	2003-04	Jason Williams	120
2002-03	Wesley Person	100	231	433	2002-03	Jason Williams	143
2001-02	Shane Battier	103	276	373	2001-02	Jason Williams	127

VANCOUVER							
2000-01	Mike Bibby	108	285	379	2000-01	Mike Bibby	108
1999-00	Michael Dickerson	119	291	409	1999-00	Michael Dickerson	119
1998-99	Sam Mack	42	108	389	1998-99	Sam Mack	42
1997-98	Pete Chilcutt	54	130	415	1997-98	Sam Mack	110
1996-97	Lee Mayberry	83	221	376	1996-97	Anthony Peeler	128
1995-96	Chris King	44	113	389	1995-96	Greg Anthony	90

SEASON	FG ATTEMPTS	FGA	SEASON	FT ATTEMPTS	FTA
MEMPHIS					
2021-22	Ja Morant	1,177	2021-22	Ja Morant	415
2020-21	Dillon Brooks	1,031	2020-21	Ja Morant	372
2019-20	Dillon Brooks	1,068	2019-20	Ja Morant	308
2018-19	Mike Conley	1,120	2018-19	Mike Conley	406
2017-18	Marc Gasol	1,033	2017-18	Marc Gasol	337
2016-17	Marc Gasol	1,160	2016-17	Mike Conley	368
2015-16	Zach Randolph	907	2015-16	Mario Chalmers	249
2014-15	Marc Gasol	1,072	2014-15	Marc Gasol	440
2013-14	Zach Randolph	1,198	2013-14	Zach Randolph	337
2012-13	Zach Randolph	1,024	2012-13	Marc Gasol	316
2011-12	Rudy Gay	1,067	2011-12	Marc Gasol	317
2010-11	Zach Randolph	1,188	2010-11	Zach Randolph	396
2009-10	Zach Randolph	1,336	2009-10	Zach Randolph	465
2008-09	O.J. Mayo	1,283	2008-09	Marc Gasol	375
2007-08	Rudy Gay	1,354	2007-08	Kyle Lowry	348
2006-07	Mike Miller	1,010	2006-07	Pau Gasol	400
2005-06	Pau Gasol	1,194	2005-06	Pau Gasol	617
2004-05	Pau Gasol	695	2004-05	Pau Gasol	367
2003-04	Pau Gasol	1,049	2003-04	Pau Gasol	511
2002-03	Pau Gasol	1,116	2002-03	Pau Gasol	565
2001-02	Pau Gasol	1,064	2001-02	Pau Gasol	477

VANCOUVER					
2000-01	Shareef Abdur-Rahim	1,280	2000-01	Shareef Abdur-Rahim	531
1999-00	Shareef Abdur-Rahim	1,277	1999-00	Shareef Abdur-Rahim	551
1998-99	Shareef Abdur-Rahim	893	1998-99	Shareef Abdur-Rahim	439
1997-98	Shareef Abdur-Rahim	1,347	1997-98	Shareef Abdur-Rahim	640
1996-97	Shareef Abdur-Rahim	1,214	1996-97	Shareef Abdur-Rahim	519
1995-96	Blue Edwards	956	1995-96	Bryant Reeves	299

ALL-TIME INDIVIDUAL RECORDS



GRIZZLIES YEAR-BY-YEAR INDIVIDUAL LEADERS

(Single-season team record holder in bold)

SEASON	3-PT FG ATTEMPTS	3FGA	SEASON	MINUTES	MIN
MEMPHIS					
2021-22	Desmond Bane	523	2021-22	Desmond Bane	2,266
2020-21	Dillon Brooks	372	2020-21	Ja Morant	2,053
2019-20	Dillon Brooks	411	2019-20	Dillon Brooks	2,112
2018-19	Mike Conley	426	2018-19	Mike Conley	2,342
2017-18	Marc Gasol	320	2017-18	Marc Gasol	2,408
2016-17	Mike Conley	419	2016-17	Marc Gasol	2,531
2015-16	Matt Barnes	370	2015-16	Matt Barnes	2,190
2014-15	Mike Conley	277	2014-15	Marc Gasol	2,687
2013-14	Mike Conley	291	2013-14	Zach Randolph	2,705
2012-13	Mike Conley	293	2012-13	Marc Gasol	2,796
2011-12	O.J. Mayo	275	2011-12	Rudy Gay	2,422
2010-11	O.J. Mayo	264	2010-11	Mike Conley	2,872
2009-10	O.J. Mayo	355	2009-10	Rudy Gay	3,175
2008-09	O.J. Mayo	378	2008-09	O.J. Mayo	3,120
2007-08	Juan Carlos Navarro	432	2007-08	Rudy Gay	3,000
2006-07	Mike Miller	498	2006-07	Mike Miller	2,740
2005-06	Eddie Jones	374	2005-06	Pau Gasol	3,135
2004-05	Jason Williams	330	2004-05	Shane Battier	2,516
2003-04	Jason Williams	364	2003-04	Pau Gasol	2,458
2002-03	Jason Williams	404	2002-03	Pau Gasol	2,948
2001-02	Jason Williams	430	2001-02	Shane Battier	3,097

VANCOUVER					
2000-01	Mike Bibby	285	2000-01	Shareef Abdur-Rahim	3,241
1999-00	Michael Dickerson	291	1999-00	Shareef Abdur-Rahim	3,223
1998-99	Sam Mack	108	1998-99	Shareef Abdur-Rahim	2,021
1997-98	Sam Mack	269	1997-98	Shareef Abdur-Rahim	2,950
1996-97	Anthony Peeler	343	1996-97	Shareef Abdur-Rahim	2,802
1995-96	Greg Anthony	271	1995-96	Blue Edwards	2,773

SEASON	GAMES	GM	SEASON	GAMES STARTED	GS
MEMPHIS					
2021-22	Jaren Jackson Jr.	78	2021-22	Jaren Jackson Jr.	78
2020-21	Tyus Jones	70	2020-21	Kyle Anderson	69
2019-20	Dillon Brooks	73	2019-20	Dillon Brooks	73
2018-19	Mike Conley	70	2018-19	Mike Conley	70
2017-18	Dillon Brooks	82	2017-18	Dillon Brooks	74
2016-17	JaMychal Green	77	2016-17	JaMychal Green	75
2015-16	JaMychal Green	78	2015-16	Tony Allen	57
2014-15	M. Gasol, K. Koufos	81	2014-15	Marc Gasol	81
2013-14	Mike Miller	82	2013-14	Zach Randolph	79
2012-13	J. Bayless, M. Conley, M. Gasol	80	2012-13	Mike Conley, Marc Gasol	80
2011-12	O.J. Mayo	66	2011-12	Marc Gasol, Rudy Gay	65
2010-11	Mike Conley, Marc Gasol	81	2010-11	Mike Conley, Marc Gasol	81
2009-10	O.J. Mayo	82	2009-10	O.J. Mayo	82
2008-09	Four players tied	82	2008-09	O.J. Mayo	82
2007-08	K. Lowry, J. Carlos Navarro	82	2007-08	Rudy Gay	81
2006-07	Hakim Warrick	82	2006-07	Mike Miller	69
2005-06	Shane Battier	81	2005-06	Shane Battier	81
2004-05	S. Battier, E. Watson, L. Wright	80	2004-05	Lorenzen Wright	77
2003-04	James Posey, Bo Outlaw	82	2003-04	James Posey	82
2002-03	Pau Gasol	82	2002-03	Pau Gasol	82
2001-02	Pau Gasol	82	2001-02	Pau Gasol	79

VANCOUVER					
2000-01	Mike Bibby	82	2000-01	Mike Bibby	82
1999-00	Four players tied with	82	1999-00	Four players tied with	82
1998-99	S. Abdur-Rahim, M. Bibby	50	1998-99	S. Abdur-Rahim, M. Bibby	50
1997-98	S. Abdur-Rahim, P. Chilcutt, G. Lynch	82	1997-98	Shareef Abdur-Rahim	82
1996-97	Roy Rogers	82	1996-97	Bryant Reeves	75
1995-96	Blue Edwards	82	1995-96	Blue Edwards	82

INTRO

PLAYERS

EXECUTIVE

BASKETBALL OPS

BUSINESS OPS

MEDIA

COMMUNITY

HISTORY

PLAYOFFS

REVIEW

OPPONENTS

NBA

FEDERATION

AT A GLANCE



ALL-TIME INDIVIDUAL RECORDS

GRIZZLIES ALL-TIME TOP INDIVIDUAL SINGLE-GAME PERFORMANCES

GRIZZLIES	Date	Game	OPPONENTS	Date	Game	
POINTS	52 Ja Morant	2/28/22	SAS	60 Kobe Bryant	3/22/07	LAL
	46 Ja Morant	2/26/22	@ CHI	57 James Harden	1/14/19	@ HOU
	45 Mike Miller	2/21/07	@ GSW	57 James Harden	3/20/19	HOU
	44 Pau Gasol	3/28/06	SEA	56 Kobe Bryant	1/14/02	@ LAL
	44 Ja Morant	12/23/20	SAS	53 Kobe Bryant	3/28/08	@ LAL
	44 Ja Morant	2/16/22	POR	51 LeBron James	1/15/08	CLE
	43 Pau Gasol	1/11/08	@ GSW	50 Jamal Mashburn	2/21/03	@ NOH
	43 Jaren Jackson Jr.	12/13/19	MIL	48 Kevin Martin	11/2/09	@ SAC
	42 Marc Gasol	1/25/17	TOR	48 Devin Booker	3/30/19	PHO
	41 Bryant Reeves	1/15/98	@ BOS	47 John Wall	3/25/13	@ WAS
	41 Mike Miller	3/17/06	DEN	47 Nikola Jokic	4/19/21	@ DEN
	41 Rudy Gay	12/13/09	@ MIA	46 (5) Stephen Curry *	12/23/21	@ GSW
	41 Ja Morant	12/29/21	LAL			
	41 Ja Morant	1/26/22	@ SAS			
REBOUNDS	26 Lorenzen Wright	11/4/01	DAL	26 Enes Kanter	11/25/18	NYK
	25 Zach Randolph	2/27/10	@ NYK	24 Rudy Gobert	3/3/15	UTA
	25 Jonas Valanciunas	2/28/20	SAC	23 (5) Andre Drummond *	1/31/22	@ PHI
ASSISTS	19 Jason Williams	3/30/02	GSW	23 Nick Van Exel	1/5/97	LAL
	18 Mike Bibby	1/12/01	@ SEA	21 Deron Williams	1/24/07	@ UTA
	18 Mike Bibby	4/7/01	@ DEN	20 Avery Johnson	12/17/97	@ SAS
	18 Mike Bibby	4/14/01	HOU	20 Reggie Jackson	3/17/15	@ DET
FGS MADE	22 Ja Morant	2/28/22	SAS	21 Kobe Bryant	1/14/02	@ LAL
	18 Bryant Reeves	4/19/97	@ PHO	20 Kobe Bryant	3/22/07	LAL
	18 Ja Morant	12/23/20	SAS	20 Nikola Jokic	4/19/21	@ DEN
3FGS MADE	9 Mike Miller	1/3/07	GSW	10 Chandler Parsons	1/24/14	@ HOU
	9 Mike Miller	2/21/07	GSW	10 Stephen Curry	4/13/16	@ GSW
	9 Jaren Jackson Jr.	12/13/19	MIL	10 Stephen Curry	12/30/17	@ GSW
	8 (5) Jevon Carter *	4/10/19	GSW	10 Kembra Walker	3/22/18	@ CHA
FTS MADE	21 Ja Morant	2/16/22	POR	26 Anthony Davis	10/29/19	@ LAL
	16 (4) Marc Gasol *	10/21/17	GSW	22 James Harden	12/26/13	@ HOU
				21 James Harden	12/31/18	@ HOU
STEALS	8 Tony Allen	4/23/12	CLE	10 Draymond Green	2/10/17	GSW
	7 (8) Tony Allen *	1/5/15	NYK	8 Ron Artest	2/24/01	@ CHI
				8 Rajon Rondo	3/23/11	@ BOS
BLOCKS	8 Stromile Swift	11/20/02	PHI	10 Hakeem Olajuwon	12/13/95	HOU
	8 Pau Gasol	2/20/04	PHO	9 (6) Anthony Davis *	12/1/16	@ NOP
	8 Pau Gasol	1/29/07	SAC			
	8 Marc Gasol	1/4/13	POR			
SCORING OFF BENCH	41 Mike Miller	3/17/06	DEN	40 Lou Williams	12/3/16	LAL
	33 Lance Stephenson	3/11/16	NOP	40 Lou Williams	1/26/18	LAC
	33 C.J. Miles	3/13/19	@ ATL	37 Kelly Oubre Jr.	11/10/21	CHA

* Most recent occurrence

ALL-TIME INDIVIDUAL RECORDS



GRIZZLIES CAREER LEADERS

GAMES	POINTS		REBOUNDS		ASSISTS		
Mike Conley	788	Mike Conley	11,733	Marc Gasol	5,942	Mike Conley	4,509
Marc Gasol	769	Marc Gasol	11,684	Zach Randolph	5,612	Marc Gasol	2,639
Zach Randolph	551	Zach Randolph	9,261	Pau Gasol	4,096	Jason Williams	2,069
Rudy Gay	479	Pau Gasol	8,966	Shareef Abdur-Rahim	3,070	Mike Bibby	1,675
Pau Gasol	476	Rudy Gay	8,562	Rudy Gay	2,758	Pau Gasol	1,473
Tony Allen	462	Shareef Abdur-Rahim	7,801	Bryant Reeves	2,745	Ja Morant	1,337
Mike Miller	453	Mike Miller	5,982	Lorenzen Wright	2,386	Mike Miller	1,351
Stromile Swift	441	Bryant Reeves	4,945	Mike Conley	2,327	Zach Randolph	1,085
Shane Battier	419	O.J. Mayo	4,584	Stromile Swift	2,128	Shareef Abdur-Rahim	1,081
Bryant Reeves	395	Shane Battier	4,275	Mike Miller	2,020	Earl Watson	986

GAMES STARTED	SCORING AVERAGE		REBOUND AVERAGE		ASSIST AVERAGE		
Marc Gasol	762	Ja Morant	21.2	Jonas Valanciunas	11.7	Mike Bibby	7.8
Mike Conley	758	Shareef Abdur-Rahim	20.8	Zach Randolph	10.2	Ja Morant	7.1
Pau Gasol	470	Pau Gasol	18.8	Pau Gasol	8.6	Jason Williams	7.0
Zach Randolph	446	Rudy Gay	17.9	Shareef Abdur-Rahim	8.2	Greg Anthony	6.6
Rudy Gay	443	Zach Randolph	16.8	Marc Gasol	7.7	Mike Conley	5.7
Shareef Abdur-Rahim	366	Michael Dickerson	16.7	Lorenzen Wright	7.1	Brevin Knight	5.0
Tony Allen	359	Jonas Valanciunas	16.4	Bryant Reeves	6.9	Damon Stoudamire	4.6
Bryant Reeves	341	Jaren Jackson Jr.	15.4	Othella Harrington	6.8	Tyus Jones	4.2
Mike Miller	281	O.J. Mayo	15.2	JaMychal Green	6.2	Lee Mayberry	4.2
Shane Battier	279	Marc Gasol	15.2	Rudy Gay	5.8	Earl Watson	4.1
		min: 100 games		min: 100 games		min: 100 games	

FIELD GOALS MADE	FIELD GOAL ATTS		FREE THROWS MADE		FREE THROW ATTS		
Marc Gasol	4,341	Mike Conley	9,484	Marc Gasol	2,701	Marc Gasol	3,474
Mike Conley	4,182	Marc Gasol	8,978	Pau Gasol	2,301	Pau Gasol	3,152
Zach Randolph	3,731	Zach Randolph	7,834	Mike Conley	2,283	Mike Conley	2,788
Pau Gasol	3,324	Rudy Gay	7,289	Shareef Abdur-Rahim	2,147	Damon Stoudamire	2,680
Rudy Gay	3,293	Pau Gasol	6,533	Zach Randolph	1,736	Zach Randolph	2,293

MINUTES	FIELD GOAL %		3-POINT %		FREE THROW %		
Marc Gasol	25,917	Brandon Clarke	.591	Desmond Bane	.435	Courtney Lee	.862
Mike Conley	25,700	Jonas Valanciunas	.582	Mike Miller	.420	Brian Cardinal	.847
Zach Randolph	17,928	Pau Gasol	.509	John Konchar	.406	James Posey	.839
Rudy Gay	17,338	Hakim Warrick	.500	Wesley Person	.405	Mario Chalmers	.837
Pau Gasol	16,904	Othella Harrington	.493	Sam Mack	.403	Byron Scott	.835
		min: 500 FGM		min: 50 3FGM		min: 200 FTM	

3-POINTERS MADE	3-POINT ATTS		OFFENSIVE REBS		DEFENSIVE REBS		
Mike Conley	1,086	Mike Conley	2,894	Zach Randolph	1,895	Marc Gasol	4,624
Mike Miller	844	Mike Miller	2,011	Marc Gasol	1,318	Zach Randolph	3,717
Jason Williams	500	Jason Williams	1,543	Pau Gasol	1,200	Pau Gasol	2,896
Rudy Gay	488	Rudy Gay	1,420	Shareef Abdur-Rahim	950	Shareef Abdur-Rahim	2,120
O.J. Mayo	477	O.J. Mayo	1,272	Bryant Reeves	856	Rudy Gay	2,033

STEALS	STEALS PER GAME		BLOCKS		BLOCKS PER GAME		
Mike Conley	1,161	Greg Anthony	1.83	Marc Gasol	1,135	Pau Gasol	1.84
Tony Allen	796	Tony Allen	1.72	Pau Gasol	877	Jaren Jackson Jr.	1.52
Marc Gasol	708	Mike Bibby	1.48	Stromile Swift	607	Marc Gasol	1.48
Rudy Gay	640	Mike Conley	1.47	Shane Battier	428	Stromile Swift	1.38
Shane Battier	523	Eddie Jones	1.47	Rudy Gay	420	Darko Milicic	1.26
		min: 100 games				min: 100 games	

MINUTES PER GAME	TURNOVERS		PERSONAL FOULS		DISQUALIFICATIONS		
Shareef Abdur-Rahim	38.0	Marc Gasol	1,607	Marc Gasol	2,242	Bryant Reeves	27
Mike Bibby	37.9	Mike Conley	1,586	Mike Conley	1,548	Dillon Brooks	19
Michael Dickerson	36.6	Pau Gasol	1,238	Bryant Reeves	1,365	Marc Gasol	19
Rudy Gay	36.2	Shareef Abdur-Rahim	1,148	Zach Randolph	1,305	Jaren Jackson Jr.	17
Pau Gasol	35.5	Rudy Gay	1,102	Rudy Gay	1,200	Rudy Gay	14
		min: 100 games					

INTRO

PLAYERS

EXECUTIVE

BASKETBALL OPS

BUSINESS OPS

MEDIA

COMMUNITY

HISTORY

PLAYOFFS

REVIEW

OPPONENTS

NBA

FEDERATION

AT A GLANCE



ALL-TIME INDIVIDUAL RECORDS

GRIZZLIES ROOKIE RECORDS

CATEGORY	PLAYER	SEASON
Scoring, Total Points	1,516 O.J. Mayo	2008-09
Scoring, Average	18.7 Shareef Abdur-Rahim	1996-97
Total Rebounds	730 Pau Gasol	2001-02
Offensive Rebounds	238 Pau Gasol	2001-02
Defensive Rebounds	492 Pau Gasol	2001-02
Rebounds Average	8.9 Pau Gasol	2001-02
Total Assists	488 Ja Morant	2019-20
Assist Average	7.3 Ja Morant	2019-20
Total Steals	121 Shane Battier	2001-02
Steals Average	1.56 Mike Bibby	1998-99
Total Blocks	169 Pau Gasol	2001-02
Blocks Average	2.06 Pau Gasol	2001-02
Field Goal %	.530 Marc Gasol	2008-09
Field Goals Made	562 O.J. Mayo	2008-09
Field Goal Attempts	1,283 O.J. Mayo	2008-09
3-Pt Field Goal %	.432 Desmond Bane	2020-21
3-Pt Field Goals Made	156 Juan Carlos Navarro	2007-08
3-Pt Field Goal Attempts	432 Juan Carlos Navarro	2007-08
Free Throw %	.879 O.J. Mayo	2008-09
Free Throws Made	387 Shareef Abdur-Rahim	1996-97
Free Throw Attempts	519 Shareef Abdur-Rahim	1996-97
Games Played	82 (5) Dillon Brooks *	2017-18
Games Started	82 O.J. Mayo	2008-09
Minutes Played	3,120 O.J. Mayo	2008-09

SINGLE GAME	PLAYER	DATE / OPPONENT
Most Points	37 Shareef Abdur-Rahim	1/11/97 vs SAC
Most Rebounds	18 Bryant Reeves	3/15/96 vs ORL
Most Assists	14 (2) Ja Morant *	2/29/20 vs LAL
Most Steals	6 Andrew Harrison	11/1/16 @ MIN
Most Blocks	7 (4) Jaren Jackson Jr. *	11/25/18 vs NYK
Most 3-Pointers Made	8 (2) Jevon Carter *	4/10/19 vs GSW

MISCELLANEOUS INDIVIDUAL RECORDS

MOST CONSECUTIVE	PLAYER	DATES
Games played	228 Shareef Abdur-Rahim	4/6/97 to 11/16/00
Games started	228 Shareef Abdur-Rahim	4/6/97 to 11/16/00
Grizzlies points scored, one game *	22 Shareef Abdur-Rahim	12/1/00 (over a 12:32 span)
Field goals made	15 Marc Gasol	11/14/09 (8/8) to 11/18/09 (first 7 att.)
Field goals made, one game	12 Tony Allen	3/22/16 at LAL
3-Point field goals made	9 Mike Bibby	1/7/00 (last 3 att.) to 1/10/00 (6/6)
	9 Mike Miller	12/7/04 (4/4), 12/8/04 (2/2) to 12/10/04 (first 3 att.)
Free throws made	40 Jeff Green	11/11/15 to 11/29/15

#Note Shareef Abdur-Rahim scored all 20 Grizzlies points in the 4th quarter vs. Indiana on 12/1/00.

MOST CONSECUTIVE APPEARANCES WITH...	PLAYER	DATES
At least one point, current	476 Pau Gasol	11/1/01 to 1/28/08
Double-double	16 Jonas Valanciunas	3/19/21 to 4/14/21
10+ points	110 Shareef Abdur-Rahim	2/24/00 to 4/18/01
20+ points	22 Ja Morant	1/17/22 to 3/11/22
30+ points	7 Ja Morant	1/19/22 to 1/31/22
10+ rebounds	23 Jonas Valanciunas	3/2/21 to 4/14/21
	14 Zach Randolph	1/4/11 to 1/29/11
10+ assists	4 (3) Jason Williams *	3/19/03 to 3/24/03
1+ 3PM	31 Tyreke Evans	12/2/17 to 3/22/18

* Most recent occurrence



MISCELLANEOUS INDIVIDUAL RECORDS

MOST POINTS, REBOUNDS OR

ASSISTS IN CONSECUTIVE GAMES

		PLAYER	DATES	
Most points	- 2 consecutive games	98	Ja Morant	2/26/22 to 2/28/22
	- 3 consecutive games	136	Ja Morant	2/26/22 to 3/3/22
	- 5 consecutive games	200	Ja Morant	2/16/22 to 3/3/22
	- 10 consecutive games	337	Ja Morant	2/5/22 to 3/5/22
Most rebounds	- 2 consecutive games	44	Jonas Valanciunas	2/28/20 to 2/29/20
	- 3 consecutive games	59	Jonas Valanciunas	2/28/20 to 3/2/20
	- 5 consecutive games	91	Zach Randolph	12/18/09 to 12/28/09
	- 10 consecutive games	157	Jonas Valanciunas	2/9/20 to 3/4/20
Most assists	- 2 consecutive games	34	Mike Bibby	1/12/01 to 1/13/01
	- 3 consecutive games	43	Mike Bibby	1/9/01 to 1/13/01
	- 5 consecutive games	64	Mike Bibby	(2) 1/7/01 to 1/15/01
		64	Jason Williams	3/19/03 to 3/26/03
	- 10 consecutive games	114	Mike Bibby	12/29/00 to 1/17/01
	114	Jason Williams	3/8/03 to 3/24/03	

SPECIAL ACHIEVEMENTS

TRIPLE DOUBLES	DATE	OPPONENT	THE NUMBERS
Blue Edwards	3/1/96	DAL	15 points, 13 rebounds, 11 assists
Shareef Abdur-Rahim	4/19/97	@ PHO	26 points, 10 rebounds, 10 assists
Mike Bibby	4/2/00	DAL	14 points, 11 rebounds, 11 assists
Mike Miller	1/10/06	SAC	21 points, 10 rebounds, 10 assists
Pau Gasol	3/8/06	@ SEA	21 points, 12 rebounds, 12 assists
Pau Gasol	1/24/07	@ UTA	17 points, 13 rebounds, 12 assists
Marc Gasol	11/20/15	HOU	16 points, 11 rebounds, 11 assists
Matt Barnes	3/11/16	NOP	26 points, 11 rebounds, 10 assists
Zach Randolph	3/19/16	LAC	28 points, 11 rebounds, 10 assists
Marc Gasol	12/5/16	@ NOP	28 points, 11 rebounds, 10 assists
Marc Gasol	3/16/17	@ ATL	18 points, 10 rebounds, 10 assists
Marc Gasol	1/26/18	LAC	13 points, 12 rebounds, 10 assists
Kyle Anderson	1/4/19	BKN	11 points, 11 rebounds, 10 assists
Marc Gasol	1/23/19	CHA	22 points, 17 rebounds, 10 assists
DeLon Wright	4/5/19	@ DAL	26 points, 10 rebounds, 14 assists
DeLon Wright	4/7/19	DAL	20 points, 13 rebounds, 12 assists
DeLon Wright	4/10/19	GSW	13 points, 11 rebounds, 11 assists
Ja Morant	2/9/20	@ WAS	26 points, 10 rebounds, 10 assists
Jonas Valanciunas	8/13/20	MIL	26 points, 19 rebounds, 12 assists
Ja Morant	8/13/20	MIL	12 points, 13 rebounds, 10 assists
Ja Morant	2/17/21	OKC	15 points, 11 rebounds, 12 assists
Ja Morant	1/28/22	UTA	30 points, 10 rebounds, 10 assists
John Konchar	4/10/22	BOS	17 points, 13 rebounds, 10 assists

PLAYER 4-POINT PLAYS MOST RECENT

Mike Conley	7	3/5/19 vs POR
Dillon Brooks	7	4/4/21 @ PHI
Jaren Jackson Jr.	4	11/22/21 @ UTA
Shane Battier	3	11/10/03 vs LAL
Jaë Crowder	3	12/7/19 @ UTA
Troy Daniels	3	2/8/17 vs PHO
Mike Miller	2	12/14/07 vs LAC
Greg Anthony	1	3/8/96 vs IND
Byron Scott	1	3/15/96 vs ORL
Anthony Peeler	1	11/3/96 vs GSW
Dennis Scott	1	12/13/99 vs SAC
Will Solomon	1	1/19/02 vs ORL
Wesley Person	1	12/20/02 vs MIL
Pau Gasol	1	1/11/05 vs IND
Bobby Jackson	1	2/4/06 @ MIL
Quincy Pondexter	1	3/1/13 @ MIA
Tyreke Evans	1	12/8/17 vs TOR
Mario Chalmers	1	4/11/18 @ OKC
Justin Holiday	1	3/22/19 @ ORL
Kyle Anderson	1	3/20/21 vs GSW
De'Anthony Melton	1	1/6/22 vs DET
Brandon Clarke	1	1/14/22 vs DAL
TOTAL	44	



ALL-TIME ROSTER

GRIZZLIES ALL-TIME ROSTER

Player	Seasons	Gm	Gs	Player	Seasons	Gm	Gs
Abdul-Rauf, Mahmoud	2000-01	41	0	Ellington, Wayne	2012-13	40	4
Abdur-Rahim, Shareef	1996-97 to 2000-01	375	366	Emmett, Andre	2004-05	8	0
Adams, Jordan	2014-15 to 2015-16	32	0	Ennis III, James	2015-16, 2016-17 to 2017-18	119	42
Adams, Steven	2021-22	76	75	Evans, Tyreke	2017-18	52	32
Alداما, Santi	2021-22	32	0	Farmer, Jordan	2015-16	12	10
Allen, Grayson	2019-20 to 2020-21	88	38	Fontaine, Isaac	2001-02	6	0
Allen, Tony	2010-11 to 2016-17	462	359	Fotsis, Antonis	2001-02	28	1
Amaya, Ashraf	1995-96	54	34	Foyle, Adonal	2008-09	1	0
Andersen, Chris	2015-16	20	14	Francis, Steve*	2008-09	0	0
Anderson, Kyle	2018-19 to 2021-22	248	148	Franklin, Jamaal	2013-14	21	0
Anderson, Nick	2001-02	15	0	Frazier, Tim	2020-21	5	0
Anthony, Greg	1995-96 to 1996-97	134	112	Gasol, Marc	2008-09 to 2018-19	769	762
Archibald, Robert	2002-03	12	0	Gasol, Pau	2001-02 to 2007-08	476	470
Arenas, Gilbert	2011-12	17	0	Gattison, Kenny	1995-96	25	14
Arthur, Darrell	2008-09 to 2012-13	247	77	Gay, Rudy	2006-07 to 2012-13	479	443
Atkins, Chucky	2005-06 to 2006-07	118	62	Gilder, Trey	2009-10	2	0
Austin, Isaac	2000-01 to 2001-02	73	24	Gill, Eddie	2001-02	23	5
Avent, Anthony	1995-96	71	32	Giricek, Gordan	2002-03	49	35
Baldwin IV, Wade	2016-17	33	1	Gooden, Drew	2002-03	51	29
Bane, Desmond	2020-21 to 2021-22	144	93	Green, JaMychal	2014-15 to 2018-19	230	145
Barnes, Matt	2015-16	76	45	Green, Jeff	2014-15 to 2015-16	98	68
Batisse, Mike	2002-03	75	2	Greene Donté*	2012-13	0	0
Battier, Shane	2001-02 to 2005-06, 2010-11	419	279	Guduric, Marko	2019-20	44	0
Bayless, Jerryd	2012-13 to 2013-14	111	9	Haddadi, Hamed	2008-09 to 2012-13	134	0
Bell, Jordan	2019-20	2	0	Hairston, P.J.	2015-16	18	9
Bell, Troy	2003-04	6	0	Hannahs, Dusty	2018-19 to 2019-20	4	0
Benjamin, Benoit	1995-96	13	13	Harrington, Junior	2006-07	29	8
Bibby, Mike	1998-99 to 2000-01	214	214	Harrington, Othella	1999-00 to 2000-01	126	122
Bradley, Avery	2018-19	14	14	Harrison, Andrew	2016-17 to 2018-19	129	64
Brewer, Ronnie	2009-10	5	0	Harrison, Shaquille*	2021-22	0	0
Brooks, Dillon	2017-18 to 2021-22	272	245	Harvey, Antonio	1995-96	18	6
Brooks, MarShon	2017-18 to 2018-19	36	1	Henry, Myke	2017-18	20	0
Brown, Andre	2007-08	33	1	Henry, Xavier	2010-11	38	16
Brown, Kwame	2007-08	15	1	Henderson, J.R.	1998-99	30	0
Brown, Marcus*	1997-98	0	0	Herrera, Carl	1998-99	4	0
Buchanan, Shaq	2021-22	2	0	Hill, Solomon	2019-20	48	3
Buckner, Greg	2008-09	63	0	Holiday, Justin	2018-19	44	39
Burford, Rodney	2001-02	63	21	Hollins, Ryan	2015-16	32	9
Burks, Antonio	2004-05 to 2005-06	81	1	Hudson, Lester	2009-10, 2011-12	12	0
Caboclo, Bruno	2018-19 to 2019-20	56	19	Humphrey, Ryan	2003-04 to 2004-05	50	0
Calathes, Nick	2013-14 to 2014-15	129	7	Hunter, Steven	2009-10	21	0
Cardinal, Brian	2004-05 to 2007-08	159	18	Hunter, Vince	2017-18	4	0
Carney, Rodney	2010-11	2	0	Hurley, Bobby	1997-98	27	0
Carr, Antoine	1999-00	21	0	Iguodala, Andre*	2019-20	0	0
Carroll, DeMarre	2009-10 to 2010-11	78	1	Iverson, Allen	2009-10	3	0
Carter, Jevon	2018-19	39	3	Jackson, Bobby	2005-06	71	15
Carter, Vince	2014-15 to 2015-16	126	4	Jackson, Josh	2019-20	22	0
Casspi, Omri	2018-19	36	0	Jackson Jr., Jaren	2018-19 to 2021-22	204	195
Chalmers, Mario	2015-16, 2017-18	121	17	Jacobsen, Casey	2007-08	53	0
Chilcutt, Pete	1996-97 to 1998-99	182	1	Jaric, Marko	2008-09 to 2009-10	53	0
Clarke, Brandon	2019-20 to 2021-22	181	21	Jeffries, DaQuan	2021-22	3	0
Collins, Jason	2007-08	31	3	Johnson, Alexander	2006-07	59	19
Conley, Mike	2007-08 to 2018-19	788	758	Johnson, Brice	2017-18	9	0
Conroy, Will	2006-07	3	0	Johnson, Chris	2012-13	8	0
Cotton, Bryce	2015-16	5	0	Johnson, James	2013-14	52	4
Crittenton, Javaris	2007-08 to 2008-09	35	0	Johnson, Omari	2017-18	4	0
Crowder, Jae	2019-20	45	45	Jones, Bobby	2007-08	9	2
Culver, Jarrett	2021-22	37	0	Jones, Dahntay	2003-04 to 2006-07	221	36
Cunningham, Dante	2011-12	64	5	Jones, Eddie	2005-06 to 2006-07	104	89
Curry, Seth	2013-14	1	0	Jones, Tyus	2019-20 to 2021-22	208	38
Daniels, Antonio	1997-98	74	50	King, Chris	1995-96	80	66
Daniels, Troy	2016-17	67	3	Kinsey, Tarance	2006-07 to 2007-08	59	12
Davis, DeYonta	2016-17 to 2017-18	98	6	Knight, Brevin	2001-02 to 2002-03	108	15
Davis, Ed	2012-13 to 2013-14	99	8	Konchar, John	2019-20 to 2021-22	134	7
Davis, Josh	2011-12	15	0	Koufos, Kosta	2013-14 to 2014-15	161	25
Daye, Austin	2012-13	31	0	Law, Acie	2010-11	11	0
Deherer, Terry	1998-99	22	0	Leckner, Eric	1996-97	19	1
Dickerson, Michael	1999-00 to 2002-03	162	156	Lee, Courtney	2013-14 to 2015-16	177	158
Dieng, Gorgui	2019-20 to 2020-21	39	1	Leuer, Jon	2012-13 to 2014-15	131	6
Dooling, Keyon	2012-13	7	0	Long, Grant	1999-00 to 2001-02	174	84
Dorsey, Tyler	2018-19	21	11	Lopez, Felipe	1998-99 to 1999-00	112	32
Douglas, Toney	2016-17	24	0	Lowry, Kyle	2006-07 to 2008-09	141	30
Edwards, Blue	1995-96 to 1997-98	224	114	Lucas, Kalin	2014-15	1	0
Edwards, Doug	1995-96	31	0	Lynch, George	1996-97 to 1997-98	123	27
Edwards, Kevin	2000-01	46	5	Mack, Sam	1997-98 to 1998-99	76	69
Ekezie, Obinna	1999-00	39	0	Mack, Shelvin	2018-19	53	3

ALL-TIME ROSTER



GRIZZLIES ALL-TIME ROSTER (CONTINUED)

Player	Seasons	Gm	Gs	Player	Seasons	Gm	Gs
Manning, Rich	1995-96 to 1996-97	45	1	Speights, Marreese	2011-12	60	54
Martin, Cuonzo	1995-96	4	0	Stephens, D.J.	2018-19	1	0
Martin, Darrick	1995-96	24	0	Stephens, Joe	1999-00	13	0
Martin, Jarell	2015-16 to 2017-18	142	39	Stephenson, Lance	2015-16	26	3
Massenburg, Tony	1997-98 to 1998-99; 2000-01 to 2001-02	229	99	Stepheson, Alex	2015-16	4	0
Mathias, Dakota	2021-22	6	0	Stokes, Jamell	2014-15 to 2015-16, 2018-19*	21	2
Mayberry, Lee	1996-97 to 1998-99	168	70	Stoudamire, Damon	2005-06 to 2007-08	118	107
Mayo, O.J.	2008-09 to 2011-12	301	181	Strickland, Erick	2000-01	22	0
McCallum, Ray	2015-16	10	3	Swift, Stromile	2000-01 to 2004-05; 2006-07 to 2007-08	441	92
McDermott, Sean	2020-21	18	0	Teague, Marquis	2017-18	3	0
McKie, Aaron*	2007-08	0	0	Temple, Garrett	2018-19	49	49
McLemore, Ben	2017-18	56	17	Terry, Tyrrell	2021-22	2	0
Melton, De'Anthony	2019-20 to 2021-22	1185	24	Teske, Jon	2021-22	3	0
Merrill, Sam	2021-22	6	0	Thabeet, Hasheem	2009-10 to 2010-11	113	13
Mihm, Chris*	2008-09	0	0	Thomas, John	2005-06	3	0
Miles, C.J.	2018-19	13	0	Thomas, Tyrus	2014-15	2	0
Miles, Darius	2008-09	34	0	Thorpe, Otis	1997-98	47	46
Millicic, Darko	2007-08 to 2008-09	131	79	Tillie, Killian	2020-21 to 2021-22	54	4
Miller, Mike	2002-03 to 2007-08, 2013-14	453	281	Tillman Sr., Xavier	2020-21 to 2021-22	112	14
Mobley, Eric	1995-96 to 1996-97	62	9	Tinsley, Jamaal	2009-10	38	1
Morant, Ja	2019-20 to 2021-22	187	187	Tolliver, Anthony	2019-20	13	4
Morris, Darius	2013-14	5	0	Trybanski, Cezary	2002-03	15	0
Moten, Lawrence	1995-96 to 1996-97	111	21	Tsakalidis, Jake	2003-04 to 2006-07	145	55
Muller, Dan*	1998-99	0	0	Turner, Jeff*	1995-96	0	0
Munford, Xavier	2015-16	14	0	Udrih, Beno	2013-14 to 2015-16	97	12
Murdoch, Eric	1995-96	64	14	Uthoff, Jarrod	2019-20	4	0
Navarro, Juan Carlos	2007-08	82	30	Valanciunas, Jonas	2018-19 to 2020-21	151	148
N'diaye, Makhtar	1998-99	4	0	Vasquez, Greivis	2010-11	70	1
Newbill, Ivano	1997-98	28	2	Walters, Dion*	2019-20	0	0
Noah, Joakim	2018-19	42	1	Walker, Antoine*	2008-09	0	0
Norris, Moochie	1996-97	8	0	Warrick, Hakim	2005-06 to 2008-09	307	82
Outlaw, Bo	2003-04	82	1	Washburn, Julian	2018-19	18	3
Owens, Chris	2002-03	1	0	Watanabe, Yuta	2019-20	33	0
Padgett, Scott	2006-07	7	0	Watson, Earl	2002-03 to 2004-05	240	30
Palacio, Milt	1999-00	53	0	Weber, Briante	2015-16, 2017-18	11	4
Pargo, Jeremy	2011-12	44	5	Wells, Bonzi	2003-04 to 2004-05	128	36
Parks, Cherokee	1998-99 to 1999-00	104	55	West, Doug	1997-98 to 2000-01	67	8
Parsons, Chandler	2016-17 to 2018-19	95	45	Wheat, DeJuan	1998-99	46	0
Peeler, Anthony	1996-97 to 1997-98	80	65	Whiteside, Hassan *	2014-15	0	0
Perry, Elliot	2001-02	2	0	Wilkins, Gerald	1995-96	28	14
Person, Wesley	2002-03 to 2003-04	82	44	Wilks, Mike*	2008-09	0	0
Pittman, Dexter	2012-13	7	0	Williams, Aaron	1996-97	32	1
Pondexter, Quincy	2011-12 to 2014-15	168	13	Williams, Elliot	2015-16	5	0
Pons, Yves	2021-22	12	0	Williams, Jason	2001-02 to 2004-05, 2010-11	295	277
Porter, Jontay	2019-20 to 2020-21	11	0	Williams, Marcus	2009-10	62	1
Posey, James	2003-04 to 2004-05	132	100	Williams, Troy	2016-17	24	13
Powe, Leon	2010-11	16	0	Williams, Ziaire	2021-22	62	31
Price, Brent	1999-00 to 2000-01	47	0	Winslow, Justise	2019-20 to 2020-21	26	1
Prince, Tayshaun	2012-13 to 2014-15	139	121	Wright, Brandon	2015-16 to 2017-18	67	8
Rabb, Ivan	2017-18 to 2018-19	85	18	Wright, Delon	2018-19	26	11
Randolph, Zach	2009-10 to 2016-17	551	446	Wright, Lorenzen	2001-02 to 2005-06	336	263
Rathan-Mayes, Xavier	2017-18	5	0	Wroten, Tony	2012-13	35	0
Reed, Willie*	2012-13	0	0	Young, Sam	2009-10 to 2011-12	179	49
Reeves, Bryant	1995-96 to 2001-02	395	341	Zeller, Tyler	2018-19	4	1
Rhodes, Rodrick	1998-99	10	1				
Richardson, Jeremy	2007-08	3	0				
Roberson, Anthony	2005-06	16	0				
Roberts, Lawrence	2005-06 to 2006-07	87	18				
Robinson, Chris	1996-97 to 1997-98	57	6				
Robinson, Larry	1997-98	6	0				
Rogers, Roy	1996-97	82	50				
Ross, Quinton	2008-09	68	7				
Sasser, Jason	1998-99	6	0				
Scott, Byron	1995-96	80	0				
Scott, Dennis	1999-00	66	0				
Selby, Josh	2011-12	28	0				
Selden, Wayne	2016-17 to 2018-19	81	14				
Simmons, Kobi	2017-18	32	12				
Skinner, Brian	2011-12	1	0				
Smith, Ish	2010-11	15	0				
Smith, Michael	1997-98 to 1998-99	78	39				
Smith, Russ	2014-15 to 2015-16	21	0				
Smith, Theron	2003-04	20	0				
Sneed, Xavier	2021-22	2	0				
Solomon, Will	2001-02	62	4				

* Did not play a regular season game with the Grizzlies but was on the Grizzlies official roster for at least one game.

INTRO
PLAYERS
EXECUTIVE
BASEBALL OPS
BUSINESS OPS
MEDIA
COMMUNITY
HISTORY
PLAYOFFS
REVIEW
OPPONENTS
NBA
FEDERATION
AT A GLANCE



ALL-TIME ROSTER

GRIZZLIES ALL-TIME ROSTER



Shareef Abdur-Rahim

Years		College California											No 3					Pos F				
Season	G	GS	Min	FG	FGA	Pct	3fg	Att	Pct	FT	FTA	Pct	Off	Def	Total	Ast	PF	St	TO	Bl	Pts	Avg
1996-97	71	2802	550	1214	453	7	27	259	387	519	746	216	339	555	175	199	79	225	79	1494	18.7	
1997-98	82	2950	653	1347	485	21	51	412	502	640	784	227	354	581	213	201	89	257	76	1829	22.3	
1998-99	50	2021	386	893	432	11	36	306	369	439	841	114	260	374	172	137	69	186	55	1152	23.0	
1999-00	82	3223	594	1277	465	29	96	302	446	551	809	218	607	825	271	244	89	249	87	1663	20.3	
2000-01	81	3241	604	1280	472	12	64	188	443	531	834	175	560	735	250	238	90	231	77	1663	20.5	
Total	375	366	14237	2787	6011	464	80	274	292	2147	2680	801	950	2120	3070	1081	1019	416	1148	374	7801	20.8

Acquired Drafted third overall by the Grizzlies in the 1996 NBA Draft

Departed Traded to Atlanta in July 2001 in exchange for Brevin Knight, Lorenzen Wright and the draft rights to Pau Gasol



Mahmoud Abdul-Rauf

Years		College LSU											No 1					Pos G				
Season	G	GS	Min	FG	FGA	Pct	3fg	Att	Pct	FT	FTA	Pct	Off	Def	Total	Ast	PF	St	TO	Bl	Pts	Avg
2000-01	41	0	486	120	246	488	4	14	286	22	29	.759	5	20	25	76	50	9	26	1	266	6.5

Acquired Signed as a free agent in Aug. 2000

Departed Free agent not re-signed July 2001



Jordan Adams

Years		College UCLA											No 3					Pos G				
Season	G	GS	Min	FG	FGA	Pct	3fg	Att	Pct	FT	FTA	Pct	Off	Def	Total	Ast	PF	St	TO	Bl	Pts	Avg
2014-15	30	2	248	35	86	407	10	25	400	14	23	.609	9	19	28	16	24	16	14	7	94	3.1
2015-16	2	0	15	2	6	333	0	1	000	3	5	.600	0	2	2	3	2	3	2	0	7	3.5
Total	32	0	263	37	92	402	10	26	385	17	28	.607	9	21	30	19	26	19	16	7	101	3.2

Acquired Drafted by Memphis in the first round (22nd overall) of the 2014 NBA Draft on June 26, 2014

Departed Traded to Atlanta in July 2001 in exchange for Brevin Knight, Lorenzen Wright and the draft rights to Pau Gasol.



Steven Adams

Years		College Pittsburgh											No 4					Pos C				
Season	G	GS	Min	FG	FGA	Pct	3fg	Att	Pct	FT	FTA	Pct	Off	Def	Total	Ast	PF	St	TO	Bl	Pts	Avg
2021-22	76	75	1999	210	384	547	0	1	.000	108	199	.543	349	411	760	256	153	65	115	60	528	6.9

Acquired Acquired from the New Orleans Pelicans with Eric Bledsoe, the draft rights to Ziaire Williams (10th overall in 2021), the draft rights to Jared Butler (40th overall in 2021) and a conditional future draft pick from as part of a three-team trade also involving the Charlotte Hornets on Aug. 7, 2021; Memphis traded Jonas Valanciunas, the draft rights to Trey Murphy III (17th overall in 2021), the draft rights to Brandon Boston Jr. (51st overall in 2021) to New Orleans and the draft rights to Tyler Harvey (51st overall in 2015) to Charlotte; New Orleans traded Wesley Iwundu and a 2022 first round draft pick to Charlotte; Charlotte traded Devonte' Graham to New Orleans.



Santi Aldama

Years		College Loyola (MD)											No 7					Pos F				
Season	G	GS	Min	FG	FGA	Pct	3fg	Att	Pct	FT	FTA	Pct	Off	Def	Total	Ast	PF	St	TO	Bl	Pts	Avg
2021-22	32	0	360	53	132	402	6	48	.125	20	32	.625	33	54	87	21	36	6	16	10	132	4.1

Acquired Draft rights (30th overall in 2021) acquired by Memphis from the Utah Jazz for the draft rights to Jared Butler (40th overall in 2021), a 2022 second round draft pick and a 2026 second round draft pick on Aug. 7, 2021.



Tony Allen

Years		College Oklahoma State											No 9					Pos G/F				
Season	G	GS	Min	FG	FGA	Pct	3fg	Att	Pct	FT	FTA	Pct	Off	Def	Total	Ast	PF	St	TO	Bl	Pts	Avg
2010-11	72	31	1494	251	492	510	4	23	.174	137	182	.753	70	123	193	104	161	129	86	44	643	8.9
2011-12	58	57	1525	210	448	469	8	26	.308	140	175	.800	98	135	233	79	142	104	94	33	568	9.8
2012-13	79	79	2109	284	638	445	3	24	.125	134	187	.717	121	242	363	98	211	119	94	44	705	8.9
2013-14	55	28	1278	204	413	494	11	47	.234	76	121	.628	79	129	208	94	121	90	90	19	495	9.0
2014-15	63	41	1648	225	455	495	10	29	.345	79	126	.627	103	177	280	86	166	129	86	30	539	8.6
2015-16	64	57	1620	215	469	458	15	42	.357	90	138	.652	104	192	296	70	175	110	78	18	535	8.4
2016-17	71	66	1914	274	595	461	15	54	.278	80	130	.615	166	225	391	98	178	115	100	29	643	9.1
Total	462	359	11588	1663	3510	474	66	245	.269	736	1059	.695	741	1223	1964	629	1154	796	628	217	4128	8.9

Acquired Signed as a free agent on July 13, 2010

Departed Became a free agent on July 1, 2017

ALL-TIME ROSTER



Grayson Allen

Years 2019-20 to 2020-21				College Duke				No 3				Pos G										
Season	G	GS	Min	FG	FGA	Pct	3fg	Att	Pct	FT	FTA	Pct	Off	Def	Total	Ast	PF	St	To	Bl	Pts	Avg
2019-20	38	0	718	117	251	.466	57	141	.404	39	45	.867	8	77	85	52	53	10	33	2	330	8.7
2020-21	50	38	1259	173	414	.418	107	274	.391	79	91	.868	19	141	160	108	71	46	48	8	532	10.6
Total	88	38	1977	290	665	.436	164	415	.395	118	136	.868	27	218	245	160	124	56	81	10	862	9.8

Acquired Traded by Utah with Jae Crowder, Kyle Korver, the draft rights to Darius Bazley (23rd overall in 2019) and a protected future first round draft pick to Memphis for Mike Conley on July 6, 2019.

Departed Traded by Memphis to Milwaukee for Sam Merrill and two future second round draft picks on Aug. 7, 2021.



Ashraf Amaya

Years 1995-96				College Southern Illinois				No 18				Pos F										
Season	G	GS	Min	FG	FGA	Pct	3fg	Att	Pct	FT	FTA	Pct	Off	Def	Total	Ast	PF	St	To	Bl	Pts	Avg
1995-96	54	34	1104	121	252	.480	0	1	.000	97	149	.651	114	189	303	33	151	22	57	10	339	6.3

Acquired Signed as a free agent in Oct. 1995

Departed Free agent renounced in July 1996



Chris Andersen

Years 2015-16				College Blinn Junior College (TX)				No 7				Pos C										
Season	G	GS	Min	FG	FGA	Pct	3fg	Att	Pct	FT	FTA	Pct	Off	Def	Total	Ast	PF	St	To	Bl	Pts	Avg
2015-16	20	14	366	34	62	.548	2	9	.222	22	32	.688	33	56	89	9	25	14	7	10	92	4.6

Acquired As part of a three-team trade, traded by Miami with two future second round draft picks to Memphis; Memphis traded Courtney Lee to Charlotte; Charlotte traded P.J. Hairston and two future second round draft picks to Memphis and traded Brian Roberts to Miami on Feb. 16, 2016

Departed Became a free agent on July 1, 2016



Kyle Anderson

Years 2018-19 to 2021-22				College UCLA				No 1				Pos F										
Season	G	GS	Min	FG	FGA	Pct	3fg	Att	Pct	FT	FTA	Pct	Off	Def	Total	Ast	PF	St	To	Bl	Pts	Avg
2018-19	43	40	1281	150	276	.543	9	34	.265	37	64	.578	48	203	251	128	112	54	58	37	346	8.0
2019-20	67	28	1330	157	331	.474	24	85	.282	52	78	.667	58	227	285	162	111	54	66	37	390	5.8
2020-21	69	69	1887	308	658	.468	94	261	.360	144	184	.783	52	344	396	250	120	84	86	57	854	12.4
2021-22	69	11	1484	209	469	.446	36	109	.330	67	105	.638	69	299	368	183	108	77	71	45	521	7.6
Total	248	148	5982	824	1734	.475	163	489	.333	300	431	.696	227	1073	1300	723	451	269	281	176	2111	8.5

Acquired Signed a multi-year offer sheet with Memphis on July 6, 2018; signed a multi-year contract on July 8, 2018

Departed Became a free agent on July 1, 2022



Nick Anderson

Years 2001-02				College Illinois				No 25				Pos G/F										
Season	G	GS	Min	FG	FGA	Pct	3fg	Att	Pct	FT	FTA	Pct	Off	Def	Total	Ast	PF	St	To	Bl	Pts	Avg
2001-02	15	0	219	21	76	.276	13	48	.271	5	9	.556	1	32	33	14	17	6	14	6	60	4.0

Acquired Traded from Sacramento to Memphis with Jason Williams for Mike Bibby and Brent Price in June 2001

Departed Traded to Cleveland Cavaliers for Wesley Person in June 2002



Greg Anthony

Years 1995-96 to 1996-97				College UNLV				No 2				Pos G										
Season	G	GS	Min	FG	FGA	Pct	3fg	Att	Pct	FT	FTA	Pct	Off	Def	Total	Ast	PF	St	To	Bl	Pts	Avg
1995-96	69	68	2096	324	781	.415	90	271	.332	229	297	.771	29	145	174	476	137	116	160	11	967	14.0
1996-97	65	44	1863	199	507	.393	88	238	.370	130	178	.730	25	159	184	407	122	129	129	4	616	9.5
Total	134	112	3959	523	1288	.406	178	509	.350	359	475	.756	54	304	358	883	259	245	289	15	1583	11.8

Acquired In the 1995 Expansion Draft (from New York second overall)

Departed Free agent renounced in Aug. 1997



Robert Archibald

Years 2002-03				College Illinois				No 21				Pos F										
Season	G	GS	Min	FG	FGA	Pct	3fg	Att	Pct	FT	FTA	Pct	Off	Def	Total	Ast	PF	St	To	Bl	Pts	Avg
2002-03	12	0	72	6	20	.300	0	0	---	7	18	.389	6	11	17	3	9	0	7	3	19	1.6

Acquired Selected by the Memphis Grizzlies in the second round (32nd overall pick) in the 2002 NBA Draft

Departed Traded to Phoenix in Sept. 2003 for Jake Tsakalidis and Bo Outlaw

INTRO

PLAYERS

EXECUTIVE

BASKETBALL OPS

BUSINESS OPS

MEDIA

COMMUNITY

HISTORY

PLAYOFFS

REVIEW

OPPONENTS

NBA

FEDERATION

AT A GLANCE



ALL-TIME ROSTER



Gilbert Arenas

Years 2011-12		College Arizona											No 10					Pos G				
Season	G	GS	Min	FG	FGA	Pct	3fg	Att	Pct	FT	FTA	Pct	Off	Def	Total	Ast	PF	St	TO	Bl	Pts	Avg
2011-12	17	0	211	26	64	.406	13	39	.333	7	10	.700	2	16	18	18	35	11	12	1	72	4.2

Acquired Signed as a free agent on March 20, 2012
Departed Free agent not re-signed



Darrell Arthur

Years 2008-09 to 2012-13		College Kansas											No 00					Pos F				
Season	G	GS	Min	FG	FGA	Pct	3fg	Att	Pct	FT	FTA	Pct	Off	Def	Total	Ast	PF	St	TO	Bl	Pts	Avg
2008-09	76	64	1464	191	436	.438	0	2	0.00	40	60	.667	108	238	346	43	206	52	47	52	422	5.6
2009-10	32	1	457	63	146	.432	0	1	0.00	17	30	.567	37	73	110	15	60	14	22	14	143	4.5
2010-11	80	9	310	310	624	.497	0	6	0.00	109	134	.813	115	227	342	53	228	52	88	63	729	9.1
2011-12 Did not play due to injury																						
2012-13	59	3	970	162	359	.451	5	18	.278	33	46	.717	68	101	169	33	126	24	43	33	362	6.1
Total	247	77	4500	726	1565	.464	5	27	.185	199	270	.737	328	639	967	144	620	142	200	162	1656	6.7

Acquired Draft rights (27th overall pick in the 2008 NBA Draft) traded by the Houston Rockets in exchange for the draft rights to Donté Greene (28th) and a 2009 second round draft pick on June 26, 2008
Departed Traded to the Denver Nuggets with the draft rights to Joffrey Lauvergne (55th overall pick in the 2013 NBA Draft) for Kosta Koufos on June 27, 2013



Chucky Atkins

Years 2005-06 to 2006-07		College South Florida											No 32, 3					Pos G				
Season	G	GS	Min	FG	FGA	Pct	3fg	Att	Pct	FT	FTA	Pct	Off	Def	Total	Ast	PF	St	TO	Bl	Pts	Avg
2005-06	43	39	1161	160	399	.401	64	182	.352	107	132	.811	11	64	75	129	94	29	57	2	491	11.4
2006-07	75	23	2064	310	715	.434	116	306	.379	252	311	.810	18	121	139	346	136	50	127	4	988	13.2
Total	118	62	3225	470	1114	.422	180	488	.369	359	443	.810	29	185	214	475	230	79	184	6	1479	12.5

Acquired Signed by the Grizzlies as a free agent on Jan. 23, 2006
Departed Free agent not re-signed July 2007



Isaac Austin

Years 2000-01 to 2001-02		College Arizona State											No 9					Pos C				
Season	G	GS	Min	FG	FGA	Pct	3fg	Att	Pct	FT	FTA	Pct	Off	Def	Total	Ast	PF	St	TO	Bl	Pts	Avg
2000-01	52	16	845	96	270	.356	6	24	.250	28	40	.700	50	172	222	58	94	20	54	23	226	4.3
2001-02	21	8	307	36	92	.391	0	3	0.00	4	4	1.000	11	60	71	13	36	9	11	5	76	3.6
Total	73	24	1152	132	362	.365	6	27	.222	32	44	.727	61	232	293	71	130	29	65	28	302	4.1

Acquired Traded to the Grizzlies in Aug. 2000 in exchange for Felipe Lopez, Cherokee Parks, Obinna Ekezie and Dennis Scott
Departed Waived Feb. 28, 2002



Anthony Avent

Years 1995-96		College Seton Hall											No 34					Pos F				
Season	G	GS	Min	FG	FGA	Pct	3fg	Att	Pct	FT	FTA	Pct	Off	Def	Total	Ast	PF	St	TO	Bl	Pts	Avg
1995-96	71	32	1586	179	466	.384	0	0	---	57	77	.740	108	247	355	69	202	30	107	42	415	5.8

Acquired In a trade with Orlando in Nov. 1995 in exchange for Kevin Pritchard and Larry Stewart
Departed Free agent renounced in July 1996



Wade Baldwin IV

Years 2016-17		College Vanderbilt											No 4					Pos G				
Season	G	GS	Min	FG	FGA	Pct	3fg	Att	Pct	FT	FTA	Pct	Off	Def	Total	Ast	PF	St	TO	Bl	Pts	Avg
2016-17	33	1	405	36	115	.313	3	22	.136	31	37	.838	11	35	46	61	40	18	40	7	106	3.2

Acquired Drafted by Memphis in the first round (17th overall) of the 2016 NBA Draft on June 23, 2016
Departed Waived on Oct. 16, 2017



Desmond Bane

Years 2020-21 to 2021-22		College TCU											No 22					Pos G/F				
Season	G	GS	Min	FG	FGA	Pct	3fg	Att	Pct	FT	FTA	Pct	Off	Def	Total	Ast	PF	St	TO	Bl	Pts	Avg
2020-21	68	17	1519	234	499	.469	117	271	.432	40	49	.816	31	179	210	118	125	41	59	16	625	9.2
2021-22	76	76	2266	508	1101	.461	228	523	.436	140	155	.903	46	288	334	208	196	92	111	29	1384	18.2
Total	144	93	3785	742	1600	.464	345	794	.435	180	204	.882	77	467	544	326	321	133	170	45	2009	14.0

Acquired Draft rights (30th overall in 2020) acquired from the Boston Celtics in a three-team trade also involving the Portland Trail Blazers on Nov. 25, 2020; Memphis traded two future second round picks to Boston and traded cash considerations to Portland; Portland trade Mario Hezonja to Memphis; Boston traded Enes Kanter to Portland.

ALL-TIME ROSTER



Matt Barnes

Years 2015-16				College UCLA				No 22				Pos F										
Season	G	GS	Min	FG	FGA	Pct	3fg	Att	Pct	FT	FTA	Pct	Off	Def	Total	Ast	PF	St	TO	Bl	Pts	Avg
2015-16	76	45	2190	264	693	.381	119	370	.322	111	138	.804	84	336	420	163	234	78	121	57	758	10.0

Acquired Traded by Charlotte to Memphis for Luke Ridnour on June 25, 2015

Departed Became a free agent on July 1, 2016



Mike Batiste

Years 2002-03				College Arizona State				No 24				Pos F										
Season	G	GS	Min	FG	FGA	Pct	3fg	Att	Pct	FT	FTA	Pct	Off	Def	Total	Ast	PF	St	TO	Bl	Pts	Avg
2002-03	75	2	1248	197	467	.422	18	81	.222	69	88	.784	82	175	257	52	120	42	69	16	481	6.4

Acquired Signed as a free agent on Oct. 30, 2002

Departed Free agent not re-signed in July 2003



Shane Battier

Years 2001-02 to 2005-06, 2010-11				College Duke				No 31				Pos F										
Season	G	GS	Min	FG	FGA	Pct	3fg	Att	Pct	FT	FTA	Pct	Off	Def	Total	Ast	PF	St	TO	Bl	Pts	Avg
2001-02	78	7	3,097	412	961	.429	103	276	.373	198	283	.700	180	238	418	216	215	121	155	81	1125	14.4
2002-03	78	47	2383	275	569	.483	86	216	.398	120	145	.828	128	217	345	105	207	102	68	88	756	9.7
2003-04	79	1	1947	242	543	.446	65	186	.349	120	164	.732	102	201	303	101	187	101	56	58	669	8.5
2004-05	80	72	2516	271	613	.442	70	177	.395	180	228	.789	158	255	413	126	201	91	75	77	792	9.9
2005-06	81	81	2839	303	621	.488	65	165	.394	147	208	.707	164	265	429	136	223	92	90	114	818	10.1
2010-11	23	0	557	43	101	.426	14	42	.333	15	17	.882	32	60	92	32	31	16	16	10	115	5.0
Total	419	279	13339	1546	3408	.454	403	1062	.379	780	1045	.746	764	1236	2000	716	1064	523	460	428	4275	10.2

Acquired 1) Selected by the Grizzlies in the first round (sixth overall pick) in the 2001 NBA Draft; 2) Acquired from the Houston Rockets with Ish Smith in exchange for Hasheem Thabeet, DeMarre Carroll and a future, lottery-protected first round draft pick on Feb. 24, 2011

Departed 1) Traded to the Houston Rockets in exchange for the draft rights to Rudy Gay and Stromlie Swift on July 12, 2006; 2) Contract expired on June 30, 2011



Jerry Bayless

Years 2012-13 to 2013-14				College Arizona				No 7				Pos G										
Season	G	GS	Min	FG	FGA	Pct	3fg	Att	Pct	FT	FTA	Pct	Off	Def	Total	Ast	PF	St	TO	Bl	Pts	Avg
2012-13	80	4	1765	260	621	.419	71	201	.353	102	122	.836	22	154	176	264	168	59	120	17	693	8.7
2013-14	31	5	650	90	239	.377	25	83	.301	45	57	.789	8	51	59	66	72	20	22	5	250	8.1
Total	111	9	2415	350	860	.407	96	284	.338	147	179	.821	30	205	235	330	240	79	142	22	943	8.5

Acquired Signed as a free agent on July 13, 2012

Departed As part of a three-team trade, traded by Memphis to the Boston Celtics; Boston traded Courtney Lee and a 2016 second round draft pick to Memphis; Memphis traded a 2014 second round draft pick and a 2017 second round draft pick to the Oklahoma City Thunder; Oklahoma City traded Ryan Gomes to Boston and traded cash considerations to Memphis on Jan. 7, 2014



Jordan Bell

Years 2019-20				College Oregon				No 2				Pos F/C										
Season	G	GS	Min	FG	FGA	Pct	3fg	Att	Pct	FT	FTA	Pct	Off	Def	Total	Ast	PF	St	TO	Bl	Pts	Avg
2019-20	2	0	21	3	7	.429	2	3	.667	2	2	1.000	2	1	3	2	2	1	3	0	10	5.0

Acquired Traded by Houston with a 2023 second round pick swap to Memphis for Bruno Caboclo on Feb. 6, 2020.

Departed Waived on March 2, 2020.



Troy Bell

Years 2003-04				College Boston College				No 3				Pos G										
Season	G	GS	Min	FG	FGA	Pct	3fg	Att	Pct	FT	FTA	Pct	Off	Def	Total	Ast	PF	St	TO	Bl	Pts	Avg
2003-04	6	0	34	4	18	.222	0	4	.000	3	3	1.000	1	4	5	4	6	1	6	0	11	1.8

Acquired Selected by the Boston Celtics in the 2003 NBA Draft (16th overall). Draft rights traded to Memphis along with the draft rights to Dahntay Jones (20th) in exchange for the draft rights to Marcus Banks (13th) and Kendrick Perkins (27th)

Departed Waived Nov. 1, 2004.

INTRO

PLAYERS

EXECUTIVE

BASKETBALL OPS

BUSINESS OPS

MEDIA

COMMUNITY

HISTORY

PLAYOFFS

REVIEW

OPPONENTS

NBA

FEDERATION

AT A GLANCE



ALL-TIME ROSTER



Benoît Benjamin

Years		College Creighton										No 00			Pos C								
Season	G	GS	Min	FG	FGA	Pct	3fg	Att	Pct	FT	FTA	Pct	Off	Def	Total	Ast	PF	St	TO	Bl	Pts	Avg	
1995-96	13		13	404	71	161	.441	0	0	---	39	56	.696	31	72	103	16	40	10	34	15	181	13.0

Acquired In the 1995 Expansion Draft (from New Jersey 22nd overall)
Departed Traded to Milwaukee in Nov. 1995 in exchange for Eric Mobley and Eric Murdock



Mike Bibby

Years		College Arizona										No 10			Pos G								
Season	G	GS	Min	FG	FGA	Pct	3fg	Att	Pct	FT	FTA	Pct	Off	Def	Total	Ast	PF	St	TO	Bl	Pts	Avg	
1998-99	50		50	1758	260	605	.430	15	74	.203	127	169	.751	30	106	136	325	122	78	146	5	662	13.2
1999-00	82		82	3155	459	1031	.445	77	212	.363	195	250	.780	73	233	306	665	171	132	247	15	1190	14.5
2000-01	82		82	3190	525	1157	.454	108	285	.379	143	188	.761	47	257	304	685	148	107	248	12	1301	15.9
Total	214	214	214	8103	1244	2793	.445	200	571	.350	465	607	.766	150	596	746	1675	441	317	641	32	3153	14.7

Acquired Drafted second overall by the Grizzlies in the 1998 NBA Draft
Departed Traded to Sacramento in June 2001 with Brent Price in exchange for Jason Williams and Nick Anderson



Avery Bradley

Years		College Texas										No 0			Pos G								
Season	G	GS	Min	FG	FGA	Pct	3fg	Att	Pct	FT	FTA	Pct	Off	Def	Total	Ast	PF	St	TO	Bl	Pts	Avg	
2018-19	14		14	442	87	188	.463	28	73	.384	23	25	.920	8	36	44	56	34	14	28	0	225	16.1

Acquired Traded by the Los Angeles Clippers to Memphis for JaMychal Green and Garrett Temple on Feb. 7, 2019
Departed Waived on July 6, 2019



Ronnie Brewer

Years		College Arkansas										No 9			Pos G/F								
Season	G	GS	Min	FG	FGA	Pct	3fg	Att	Pct	FT	FTA	Pct	Off	Def	Total	Ast	PF	St	TO	Bl	Pts	Avg	
2009-10	5		0	80	3	13	.231	0	0	---	4	5	.800	1	6	7	3	0	6	2	0	10	2.0

Acquired Traded by the Utah Jazz in exchange for a future protected first round draft pick
Departed Signed with the Chicago Bulls as a free agent on July 19, 2010.



Dillon Brooks

Years		College Oregon										No 24			Pos G/F								
Season	G	GS	Min	FG	FGA	Pct	3fg	Att	Pct	FT	FTA	Pct	Off	Def	Total	Ast	PF	St	TO	Bl	Pts	Avg	
2017-18	82		74	2350	340	772	.440	94	264	.356	124	166	.747	49	208	257	135	233	73	124	17	898	11.0
2018-19	18		0	329	49	122	.402	15	40	.375	22	30	.733	9	22	31	16	10	4	19	50	135	7.5
2019-20	73		73	2112	435	1068	.407	147	411	.358	164	203	.808	68	175	243	150	278	63	124	27	1181	16.2
2020-21	67		67	1997	432	1031	.419	128	372	.344	159	195	.815	53	143	196	157	237	78	119	26	1151	17.2
2021-22	32		31	885	227	526	.432	46	149	.309	90	106	.849	29	73	102	88	105	36	50	8	590	18.4
Total	272	245	245	7674	1483	3519	.421	430	1236	.348	559	700	.799	208	621	829	546	903	260	436	82	3955	14.5

Acquired Draft rights (45th overall in 2017) traded by Houston to Memphis for a 2018 second round draft pick on June 22, 2017.



MarShon Brooks

Years		College Providence										No 8			Pos G								
Season	G	GS	Min	FG	FGA	Pct	3fg	Att	Pct	FT	FTA	Pct	Off	Def	Total	Ast	PF	St	TO	Bl	Pts	Avg	
2017-18	7		1	193	51	102	.500	19	32	.594	20	23	.870	8	13	21	25	6	11	16	3	141	20.1
2018-19	29		0	387	76	169	.450	15	54	.278	23	33	.697	12	33	45	25	33	9	21	4	190	6.6
Total	36	1	580	127	271	.469	34	86	.395	43	56	.768	20	46	66	50	39	20	37	7	331	9.2	

Acquired Signed by Memphis to a 10-day contract on March 27, 2018 and signed to a multi-year contract on April 6, 2018.
Departed Traded by Memphis to Chicago with Wayne Selden and two future second round draft picks (2019, 2020) for Justin Holiday on Jan. 4, 2019



Andre Brown

Years		College DePaul										No 44			Pos F								
Season	G	GS	Min	FG	FGA	Pct	3fg	Att	Pct	FT	FTA	Pct	Off	Def	Total	Ast	PF	St	TO	Bl	Pts	Avg	
2007-08	33		1	286	39	78	.500	0	0	---	22	49	.449	37	55	92	8	38	7	14	4	100	3.0

Acquired Signed by Memphis as a free agent on July 20, 2007
Departed Free agent not re-signed and renounced on Aug. 8, 2008



Kwame Brown

Years 2007-08		High School Glynn Academy HS (GA)										No 54		Pos F/C								
Season	G	GS	Min	FG	FGA	Pct	3fg	Att	Pct	FT	FTA	Pct	Off	Def	Total	Ast	PF	St	TO	Bl	Pts	Avg
2007-08	15	1	204	19	39	.487	0	0	---	14	34	.412	20	37	57	17	24	6	14	4	52	3.5

Acquired Traded by the Los Angeles Lakers with Javaris Crittenton, Aaron McKie, the draft rights to Marc Gasol, two future first round picks (2008 and 2010) and cash considerations for Pau Gasol and a 2010 second round pick on Feb. 1, 2008

Departed Free agent not re-signed July 2008



Shaq Buchanan

Years 2021-22		College Murray State										No 6		Pos G								
Season	G	GS	Min	FG	FGA	Pct	3fg	Att	Pct	FT	FTA	Pct	Off	Def	Total	Ast	PF	St	TO	Bl	Pts	Avg
2021-22	2	0	10	1	4	.250	0	2	.000	0	0	---	1	1	2	2	1	1	2	0	2	1.0

Acquired Signed a 10-day contract under the NBA's COVID-related hardship exception on Dec. 25, 2021.

Departed Became a free agent on Jan. 4, 2022.



Greg Buckner

Years 2008-09		College Clemson										No 7		Pos G								
Season	G	GS	Min	FG	FGA	Pct	3fg	Att	Pct	FT	FTA	Pct	Off	Def	Total	Ast	PF	St	TO	Bl	Pts	Avg
2008-09	63	0	878	61	159	.384	13	51	.255	20	25	.800	32	98	130	57	108	29	38	8	155	2.5

Acquired Traded by the Minnesota Timberwolves along with the draft rights to O.J. Mayo (third overall pick), Marko Jaric and Antoine Walker in exchange for the draft rights to Kevin Love (fifth), Mike Miller, Brian Cardinal and Jason Collins on June 26, 2008

Departed Traded to the Dallas Mavericks in exchange for a 2016 second round pick (from the Toronto Raptors) along with Jerry Stackhouse and cash considerations (from Dallas) as part of a four-team trade also involving the Orlando Magic on July 9, 2009



Rodney Buford

Years 2001-02		College Creighton										No 32		Pos G/F								
Season	G	GS	Min	FG	FGA	Pct	3fg	Att	Pct	FT	FTA	Pct	Off	Def	Total	Ast	PF	St	TO	Bl	Pts	Avg
2001-02	63	21	1769	258	593	.435	17	70	.243	58	80	.725	52	220	272	71	110	42	63	12	591	9.4

Acquired Signed Nov. 19, 2001 as a free agent

Departed Contract not renewed by Grizzlies in July 2002



Antonio Burks

Years 2004-05 to 2005-06		College Memphis										No. 1		Pos. G								
Season	G	GS	Min	FG	FGA	Pct	3fg	Att	Pct	FT	FTA	Pct	Off	Def	Total	Ast	PF	St	TO	Bl	Pts	Avg
2004-05	24	0	219	28	60	.467	3	11	.273	14	19	.737	1	11	12	28	25	13	12	1	73	3.0
2005-06	57	1	570	51	144	.354	1	6	.167	10	23	.435	4	33	37	76	45	20	36	0	113	2.0
Total	81	1	789	79	204	.387	4	17	.235	24	42	.571	5	44	49	104	70	33	48	1	186	2.3

Acquired Draft rights traded to Memphis by Orlando in exchange for cash considerations on June 24, 2004

Departed Free agent not re-signed in July 2006



Bruno Caboclo

Years 2018-19 to 2019-20		From Osasco, Brazil										No. 5		Pos. F								
Season	G	GS	Min	FG	FGA	Pct	3fg	Att	Pct	FT	FTA	Pct	Off	Def	Total	Ast	PF	St	TO	Bl	Pts	Avg
2018-19	34	19	800	96	225	.427	48	130	.369	42	50	.840	42	116	158	50	81	14	38	33	282	8.3
2019-20	22	0	192	28	69	.406	4	25	.160	2	3	.667	17	27	44	10	23	10	7	12	62	2.8
Total	56	19	992	124	294	.422	52	155	.335	44	53	.830	59	143	202	60	104	24	45	45	344	6.1

Acquired Signed a 10-day contract with Memphis on Jan. 24, 2019; signed a second 10-day contract on Feb. 3, 2019; signed a multi-year contract on Feb. 13, 2019

Departed Traded by Memphis to Houston for Jordan Bell and a 2023 second round pick swap on Feb. 6, 2020.



Nick Calathes

Years 2013-14 to 2014-15		College Florida										No 12		Pos G								
Season	G	GS	Min	FG	FGA	Pct	3fg	Att	Pct	FT	FTA	Pct	Off	Def	Total	Ast	PF	St	TO	Bl	Pts	Avg
2013-14	71	7	1173	142	311	.457	19	61	.311	44	72	.611	23	114	137	207	117	66	101	8	347	4.9
2014-15	58	0	838	104	247	.421	11	43	.256	24	45	.533	19	87	106	146	100	63	61	5	243	4.2
Total	129	7	2011	246	558	.441	30	104	.288	68	117	.581	42	201	243	353	217	129	162	13	590	4.6

Acquired Draft rights traded by the Dallas Mavericks to the Memphis Grizzlies in exchange for Memphis lifting the protection on a 2016 second round draft pick sent to Dallas (via Denver) in a previous deal on July 22, 2013. Signed by Memphis on Aug. 20, 2013

Departed Contract expired and signed overseas (qualifying offer extended on June 30, 2015)



ALL-TIME ROSTER



Brian Cardinal

Years 2004-05 to 2007-08		College Purdue											No 35					Pos F				
Season	G	GS	Min	FG	FGA	Pct	3fg	Att	Pct	FT	FTA	Pct	Off	Def	Total	Ast	PF	St	TO	Bl	Pts	Avg
2004-05	58	16	1433	160	432	.370	44	125	.352	158	181	.873	63	162	225	114	172	88	63	19	522	9.0
2005-06	36	0	402	46	111	.414	13	29	.448	19	27	.704	11	44	55	33	65	23	27	0	124	3.4
2006-07	28	1	313	42	85	.494	18	44	.409	25	27	.926	13	46	59	31	42	22	23	1	127	4.5
2007-08	37	1	440	43	126	.341	25	81	.309	13	19	.684	26	70	96	22	62	10	23	2	124	3.4
Total	159	18	2588	291	754	.386	100	279	.358	215	254	.846	113	322	392	200	341	143	156	22	897	5.6

Acquired Signed by the Grizzlies as a free agent on July 14, 2004

Departed Traded to Minnesota with the draft rights to Kevin Love, Mike Miller and Jason Collins in exchange for the draft rights to O.J. Mayo, Marko Jaric, Antoine Walker and Greg Buckner on June 26, 2008



Rodney Carney

Years 2010-11		College Memphis											No 10					Pos G/F				
Season	G	GS	Min	FG	FGA	Pct	3fg	Att	Pct	FT	FTA	Pct	Off	Def	Total	Ast	PF	St	TO	Bl	Pts	Avg
2010-11	2	0	5	1	3	.333	0	1	.000	0	0	---	1	0	1	0	0	1	0	0	2	1.0

Acquired Signed to a 10-day contract on Feb. 21, 2011

Departed 10-day contract expired on March 2, 2011



Antoine Carr

Years 1999-00		College Wichita State											No 55					Pos C				
Season	G	GS	Min	FG	FGA	Pct	3fg	Att	Pct	FT	FTA	Pct	Off	Def	Total	Ast	PF	St	TO	Bl	Pts	Avg
1999-00	21	0	221	28	64	.438	0	0	---	11	14	.786	8	24	32	7	42	3	9	6	67	3.2

Acquired In a three-team trade with Houston and Orlando in Aug. 1999

Departed Free agent not re-signed July 2000



DeMarre Carroll

Years 2009-10 to 2010-11		College Missouri											No 1					Pos F				
Season	G	GS	Min	FG	FGA	Pct	3fg	Att	Pct	FT	FTA	Pct	Off	Def	Total	Ast	PF	St	TO	Bl	Pts	Avg
2009-10	71	1	795	88	222	.396	0	6	.000	33	53	.623	53	97	150	33	107	28	24	9	209	2.9
2010-11	7	0	39	4	9	.444	0	0	---	2	2	1.000	2	6	8	2	5	1	0	1	10	1.4
Total	78	1	834	92	231	.398	0	6	.000	35	55	.636	55	103	158	35	112	29	24	10	219	2.8

Acquired Selected by the Grizzlies in the first round (27th overall) of the 2009 NBA Draft

Departed Traded to the Houston Rockets with Hasheem Thabeet and a future, lottery-protected first round draft pick in exchange for Shane Battier and Ish Smith on Feb. 24, 2011



Jevon Carter

Years 2018-19		College West Virginia											No 3					Pos G				
Season	G	GS	Min	FG	FGA	Pct	3fg	Att	Pct	FT	FTA	Pct	Off	Def	Total	Ast	PF	St	TO	Bl	Pts	Avg
2018-19	39	3	577	56	185	.303	34	102	.333	26	32	.813	14	52	66	69	55	26	33	11	172	4.4

Acquired Selected by Memphis with the 32nd overall pick in the second round of the 2018 NBA Draft on June 21, 2018; signed a multi-year contract on July 15, 2018

Departed Traded by Memphis with Kyle Korver to Phoenix for Josh Jackson, De'Anthony Melton and two future second round draft picks on July 7, 2019



Vince Carter

Years 2014-15 to 2016-17		College North Carolina											No 15					Pos G/F				
Season	G	GS	Min	FG	FGA	Pct	3fg	Att	Pct	FT	FTA	Pct	Off	Def	Total	Ast	PF	St	TO	Bl	Pts	Avg
2014-15	66	1	1091	135	406	.333	69	232	.297	45	57	.789	27	106	133	79	102	43	43	14	384	5.8
2015-16	60	3	1005	133	343	.388	59	169	.349	70	84	.833	31	115	146	56	101	38	35	16	395	6.6
2016-17	73	15	1799	193	490	.394	112	296	.378	88	115	.765	36	191	227	133	163	60	50	36	586	8.0
Total	199	19	3895	461	1239	.372	240	697	.344	203	256	.793	94	412	506	268	366	141	128	66	1365	6.9

Acquired Signed by Memphis as a free agent on July 12, 2014

Departed Became a free agent on July 1, 2017



Omri Casspi

Years 2018-19		From Holon, Israel											No 18					Pos F				
Season	G	GS	Min	FG	FGA	Pct	3fg	Att	Pct	FT	FTA	Pct	Off	Def	Total	Ast	PF	St	TO	Bl	Pts	Avg
2018-19	36	0	250	86	161	.534	15	43	.349	39	58	.672	17	98	115	26	35	20	23	9	226	6.3

Acquired Signed a contract with Memphis on July 15, 2018

Departed Waived on Feb. 7, 2019

ALL-TIME ROSTER




Mario Chalmers

Years 2015-16, 2017-18		College Kansas										No 6					Pos G					
Season	G	GS	Min	FG	FGA	Pct	3fg	Att	Pct	FT	FTA	Pct	Off	Def	Total	Ast	PF	St	To	Bl	Pts	Avg
2015-16	55	7	1253	172	412	.417	45	138	.326	206	249	.827	23	120	143	21	165	80	101	12	595	10.8
2017-18	66	10	1421	168	443	.379	53	191	.277	118	138	.855	13	144	157	197	179	79	117	14	507	7.7
Total	121	17	2674	340	855	.398	98	329	.298	324	387	.837	36	264	300	408	344	159	218	26	1102	9.1

Acquired 1) Traded by Miami with James Ennis to Memphis for Beno Udrih and Jarnell Stokes on Nov. 10, 2015 ; 2) Signed as a free agent on July 19, 2017

Departed 1) Waived on March 10, 2016; 2) Became a free agent on July 1, 2018



Pete Chilcutt

Years 1996-97 to 1998-99		College North Carolina										No 33/23/32					Pos F					
Season	G	GS	Min	FG	FGA	Pct	3fg	Att	Pct	FT	FTA	Pct	Off	Def	Total	Ast	PF	St	To	Bl	Pts	Avg
1996-97	54	1	662	72	165	.436	25	69	.362	13	22	.591	67	89	156	47	52	26	28	17	182	3.4
1997-98	82	0	1420	156	359	.435	54	130	.415	39	59	.661	77	229	306	104	158	53	62	37	405	4.9
1998-99	46	0	697	63	172	.366	26	68	.382	14	17	.824	29	88	117	30	52	22	28	12	166	3.6
Total	182	1	2779	291	696	.418	105	267	.393	66	98	.673	173	406	579	181	262	101	118	66	753	4.1

Acquired In a trade with Houston in June 1996 along with Tim Breaux, the 22nd and 51st picks of the 1996 NBA Draft and a conditional 2nd round pick in the 1997 NBA Draft in exchange for the Grizzlies' 30th and 42nd picks in the 1996 NBA Draft and a 2nd round pick in the 1997 NBA Draft

Departed Free agent not re-signed July 1999



Brandon Clarke

Years 2019-20 to 2021-22		College Gonzaga										No 15					Pos F					
Season	G	GS	Min	FG	FGA	Pct	3fg	Att	Pct	FT	FTA	Pct	Off	Def	Total	Ast	PF	St	To	Bl	Pts	Avg
2019-20	58	4	1300	296	479	.618	23	64	.359	85	112	.759	92	253	345	81	199	32	55	48	700	12.1
2020-21	59	16	1415	256	495	.517	20	77	.260	78	113	.690	97	231	328	95	84	60	33	51	610	10.3
2021-22	64	1	1246	288	447	.644	5	22	.227	85	130	.654	135	207	342	86	122	39	34	68	666	10.4
Total	181	21	3961	840	1421	.591	48	163	.294	348	355	.699	324	691	1015	262	306	131	122	167	1976	10.9

Acquired Draft rights (21st overall in 2019) traded by Oklahoma City to Memphis for the draft rights to Darius Bazley (23rd overall in 2019) and a 2024 second round draft pick on July 6, 2020.




Jason Collins

Years 2007-08		College Stanford										No 34					Pos C					
Season	G	GS	Min	FG	FGA	Pct	3fg	Att	Pct	FT	FTA	Pct	Off	Def	Total	Ast	PF	St	To	Bl	Pts	Avg
2007-08	31	3	488	30	59	.508	0	1	.000	20	38	.526	29	60	89	6	84	12	25	17	80	2.6

Acquired Traded by the New Jersey Nets along with cash considerations in exchange for Stromile Swift on Feb. 4, 2008

Departed Traded to Minnesota with the draft rights to Kevin Love, Mike Miller and Brian Cardinal in exchange for the draft rights to O.J. Mayo, Marko Jaric, Antoine Walker and Greg Buckner on June 26, 2008



Mike Conley

Years 2007-08 to 2018-19		College Ohio State										No 11					Pos G					
Season	G	GS	Min	FG	FGA	Pct	3fg	Att	Pct	FT	FTA	Pct	Off	Def	Total	Ast	PF	St	To	Bl	Pts	Avg
2007-08	53	46	1381	189	442	.428	30	91	.330	90	123	.732	21	118	139	222	85	44	89	2	498	9.4
2008-09	82	61	2508	323	730	.442	88	217	.406	161	197	.817	25	251	276	354	146	90	143	8	895	10.9
2009-10	80	80	2568	369	830	.445	82	212	.387	139	187	.743	30	161	191	425	178	109	170	12	859	12.0
2010-11	81	81	2872	423	953	.444	80	217	.369	181	247	.733	32	215	247	528	182	144	176	18	1107	13.7
2011-12	62	61	2174	296	684	.433	60	159	.377	136	158	.861	22	134	156	404	133	136	125	11	788	12.7
2012-13	80	80	2757	414	940	.440	60	293	.362	234	282	.830	43	182	225	487	171	174	189	24	1168	14.6
2013-14	73	73	2446	463	1030	.450	105	291	.361	225	276	.815	41	172	213	441	141	110	150	13	1256	17.2
2014-15	70	70	2225	393	882	.446	107	277	.386	214	249	.859	29	180	209	375	139	89	156	14	1107	15.8
2015-16	56	56	1761	294	696	.422	78	215	.363	191	229	.834	26	138	164	342	100	67	84	16	857	15.3
2016-17	69	68	2292	464	1009	.460	171	419	.408	316	368	.859	31	211	242	433	126	92	156	19	1415	20.5
2017-18	12	12	373	64	168	.381	24	77	.312	53	66	.803	0	27	27	49	24	12	18	3	205	17.1
2018-19	70	70	2342	490	1120	.438	155	426	.364	343	406	.845	40	199	239	449	123	94	130	22	1478	21.1
Total	788	758	25700	4182	9484	.441	1086	2894	.375	2283	2788	.819	340	1987	2327	4509	1548	1161	1586	162	11733	14.9

Acquired Selected by Memphis in the first round (fourth overall) of the 2007 NBA Draft

Departed Traded by Memphis to Utah for Grayson Allen, Jae Crowder, Kyle Korver, the draft rights to Darius Bazley (23rd overall in 2019) and a future first round pick on July 6, 2019.



Will Conroy

Years 2006-07		College Washington										No 5					Pos G					
Season	G	GS	Min	FG	FGA	Pct	3fg	Att	Pct	FT	FTA	Pct	Off	Def	Total	Ast	PF	St	To	Bl	Pts	Avg
2006-07	3	0	17	0	0	---	0	0	---	0	0	---	1	1	2	1	1	0	0	0	0	0.0

Acquired Signed by Memphis to a 10-day contract on Jan. 30, 2007

Departed Contract not renewed by Memphis

INTRO

PLAYERS

EXECUTIVE

BASKETBALL OPS

BUSINESS OPS

MEDIA

COMMUNITY

HISTORY

PLAYOFFS

REVIEW

OPPONENTS

NBA

FEDERATION

AT A GLANCE



ALL-TIME ROSTER



Bryce Cotton

Years 2015-16		College Providence										No 8			Pos G							
Season	G	GS	Min	FG	FGA	Pct	3fg	Att	Pct	FT	FTA	Pct	Off	Def	Total	Ast	PF	St	TO	Bl	Pts	Avg
2015-16	5	0	6	2	2	1.000	0	0	0	-	0	0	0	0	0	0	0	0	0	0	4	0.8

Acquired Signed by Memphis to a 10-day contract pursuant to the NBA's hardship rules on April 1, 2016 and signed for the remainder of the regular season on April 11, 2016

Departed Contract expired following the 2015-16 regular season



Javaris Crittenton

Years 2007-08 to 2008-09		College Georgia Tech										No 3			Pos G							
Season	G	GS	Min	FG	FGA	Pct	3fg	Att	Pct	FT	FTA	Pct	Off	Def	Total	Ast	PF	St	TO	Bl	Pts	Avg
2007-08	28	0	508	72	180	.400	9	34	.265	53	76	.697	20	69	89	33	35	12	33	2	206	7.4
2008-09	7	0	44	7	15	.467	0	1	.000	5	11	.455	4	2	6	5	5	1	3	0	19	2.7
Total	35	0	552	79	195	.405	9	35	.257	58	87	.667	24	71	95	38	40	13	36	2	225	6.4

Acquired Traded by the Los Angeles Lakers with Kwame Brown, Aaron McKie, the draft rights to Marc Gasol, two future first round picks (2008 and 2010) and cash considerations for Pau Gasol and a 2010 second round draft pick on Feb. 1, 2008

Departed Traded to the Washington Wizards in exchange for the team's own future first round draft pick (originally sent to the Wizards on Aug. 17, 2007 for Juan Carlos Navarro) as part of a three-team trade also involving the New Orleans Hornets on Dec. 10, 2008. As part of the trade, Memphis sent future considerations involving a second round pick to New Orleans



Jae Crowder

Years 2019-20		College Marquette										No 99			Pos F							
Season	G	GS	Min	FG	FGA	Pct	3fg	Att	Pct	FT	FTA	Pct	Off	Def	Total	Ast	PF	St	TO	Bl	Pts	Avg
2019-20	45	45	1322	147	399	.368	78	266	.293	75	95	.789	40	237	277	125	85	47	54	14	447	9.9

Acquired Traded by Utah with Grayson Allen, Kyle Korver, the draft rights to Darius Bazley (23rd overall in 2019) and a protected future first round draft pick to Memphis for Mike Conley on July 6, 2020.

Departed As part of a three-team trade, traded by Memphis with Solomon Hill and Andre Iguodala to Miami; Miami traded Justise Winslow and Dion Waiters to Memphis and traded James Johnson to Minnesota; Minnesota traded Gorgui Dieng to Memphis on Feb. 6, 2020.



Jarrett Culver

Years 2021-22		College Texas Tech										No 23			Pos G							
Season	G	GS	Min	FG	FGA	Pct	3fg	Att	Pct	FT	FTA	Pct	Off	Def	Total	Ast	PF	St	TO	Bl	Pts	Avg
2021-22	37	0	338	51	135	.378	12	47	.255	16	34	.471	13	35	48	33	42	20	20	5	130	3.5

Acquired Traded by the Minnesota Timberwolves with Juancho Hernangomez for Patrick Beverley on Aug. 25, 2021.

Departed Became a free agent on July 1, 2022.



Dante Cunningham

Years 2011-12		College Villanova										No 44			Pos F							
Season	G	GS	Min	FG	FGA	Pct	3fg	Att	Pct	FT	FTA	Pct	Off	Def	Total	Ast	PF	St	TO	Bl	Pts	Avg
2011-12	64	5	1124	144	279	.516	0	2	.000	45	69	.652	91	155	246	37	98	42	29	34	333	5.2

Acquired Signed as a free agent on Dec. 23, 2011 after the Charlotte Bobcats declined to match the offer sheet

Departed Traded to the Minnesota Timberwolves for Wayne Ellington on July 24, 2012



Seth Curry

Years 2013-14		College Duke										No 1			Pos G							
Season	G	GS	Min	FG	FGA	Pct	3fg	Att	Pct	FT	FTA	Pct	Off	Def	Total	Ast	PF	St	TO	Bl	Pts	Avg
2013-14	1	0	4	0	0	---	0	0	---	0	0	---	0	0	0	0	0	0	0	0	0	0.0

Acquired Signed by Memphis as a free agent on Dec. 24, 2013

Departed Waived by Memphis on Jan. 5, 2014



Antonio Daniels

Years 1997-98		College Bowling Green										No 33			Pos G							
Season	G	GS	Min	FG	FGA	Pct	3fg	Att	Pct	FT	FTA	Pct	Off	Def	Total	Ast	PF	St	TO	Bl	Pts	Avg
1997-98	74	50	1956	228	548	.416	11	52	.212	112	170	.659	22	121	143	334	88	55	164	10	579	7.8

Acquired Drafted fourth overall by the Grizzlies in the 1997 NBA Draft

Departed Traded to San Antonio in June 1998 in exchange for Carl Herrera and the draft rights to Felipe Lopez

ALL-TIME ROSTER



Troy Daniels

Years		College Virginia Commonwealth											No 30		Pos G							
Season	G	GS	Min	FG	FGA	Pct	3fg	Att	Pct	FT	FTA	Pct	Off	Def	Total	Ast	PF	St	TO	Bl	Pts	Avg
2016-17	67	3	1183	185	495	.374	138	355	.389	43	54	.796	21	79	100	46	90	21	45	4	551	8.2

Acquired Signed-and-traded by Charlotte to Memphis on July 12, 2016

Departed Traded to Phoenix with a 2018 second round draft pick for a conditional 2018 second round draft pick on Sept. 22, 2017



Deyonta Davis

Years		College Michigan State											No 23, 21		Pos C							
Season	G	GS	Min	FG	FGA	Pct	3fg	Att	Pct	FT	FTA	Pct	Off	Def	Total	Ast	PF	St	TO	Bl	Pts	Avg
2016-17	36	0	238	24	47	.511	0	0	-	10	18	.556	20	40	60	2	40	3	8	17	58	1.6
2017-18	62	6	943	161	265	.608	0	0	-	38	57	.667	75	175	250	40	125	15	32	39	360	5.8
Total	98	6	1181	185	312	.583	0	0	-	48	75	.640	95	215	310	42	165	18	40	56	418	4.3

Acquired Draft rights (31st overall in 2016) traded by Boston with the draft rights to Rade Zagorac (35th in 2016) to Memphis for a future first round draft pick on June 23, 2016

Departed Traded by Memphis with Ben McLemore, a 2021 second round draft pick and cash considerations for Garrett Temple on July 17, 2018



Ed Davis

Years		College North Carolina											No 32		Pos F							
Season	G	GS	Min	FG	FGA	Pct	3fg	Att	Pct	FT	FTA	Pct	Off	Def	Total	Ast	PF	St	TO	Bl	Pts	Avg
2012-13	36	4	544	74	143	.517	0	0	---	37	65	.569	57	103	160	8	80	13	18	47	185	5.1
2013-14	63	4	956	155	290	.534	0	0	---	47	89	.528	92	168	260	27	114	17	40	43	357	5.7
Total	99	8	1500	229	433	.529	0	0	---	84	154	.545	149	271	420	35	194	30	58	90	542	5.5

Acquired As part of a three-team trade, traded by the Toronto Raptors with a 2013 second round pick to the Memphis Grizzlies; Toronto traded Jose Calderon to the Detroit Pistons; Detroit traded Tayshaun Prince and Austin Daye to Memphis; Memphis traded Rudy Gay and Hamed Haddadi to Toronto on Jan. 30, 2013

Departed Free agent not re-signed



Josh Davis

Years		College Wyoming											No 18		Pos F							
Season	G	GS	Min	FG	FGA	Pct	3fg	Att	Pct	FT	FTA	Pct	Off	Def	Total	Ast	PF	St	TO	Bl	Pts	Avg
2011-12	15	0	130	10	27	.370	4	13	.308	4	8	.500	16	11	27	6	19	7	3	1	28	1.9

Acquired Signed as a free agent on Dec. 10, 2011

Departed Waived on Feb. 6, 2012



Austin Daye

Years		College Gonzaga											No 5		Pos F							
Season	G	GS	Min	FG	FGA	Pct	3fg	Att	Pct	FT	FTA	Pct	Off	Def	Total	Ast	PF	St	TO	Bl	Pts	Avg
2012-13	31	0	328	47	111	.423	20	58	.345	11	16	.688	6	54	60	21	39	9	16	14	125	4.0

Acquired As part of a three-team trade, traded by the Detroit Pistons with Tayshaun Prince to the Memphis Grizzlies; Memphis traded Rudy Gay and Hamed Haddadi to the Toronto Raptors; Toronto traded Ed Davis and a 2013 second round draft pick to Memphis and traded Jose Calderon to Detroit on Jan. 30, 2013

Departed Free agent not re-signed



Terry Dehere

Years		College Seton Hall											No 24		Pos G							
Season	G	GS	Min	FG	FGA	Pct	3fg	Att	Pct	FT	FTA	Pct	Off	Def	Total	Ast	PF	St	TO	Bl	Pts	Avg
1998-99	22	0	271	27	74	.365	15	34	.441	5	7	.714	5	17	22	26	28	5	14	3	74	3.4

Acquired Signed to a 10-day contract in March 1999

Departed Free agent not re-signed in July 1999

INTRO

PLAYERS

EXECUTIVE

BASKETBALL OPS

BUSINESS OPS

MEDIA

COMMUNITY

HISTORY

PLAYOFFS

REVIEW

OPPONENTS

NBA

FEDERFORUM

AT A GLANCE



ALL-TIME ROSTER



Michael Dickerson

Years 1999-00 to 2020-03			College Arizona							No 8							Pos G/F						
Season	G	GS	Min	FG	FGA	Pct	3fg	Att	Pct	FT	FTA	Pct	Off	Def	Total	Ast	PF	St	TO	Bl	Pts	Avg	
1999-00	82	82	3103	554	1270	.436	119	291	.409	269	324	.830	78	201	279	208	226	116	165	45	1496	18.2	
2000-01	70	69	2618	425	1020	.417	86	230	.374	206	270	.763	70	159	229	233	207	62	162	27	1142	16.3	
2001-02	4	4	124	15	48	.313	8	21	.381	5	6	.833	3	9	12	9	12	3	8	1	43	10.8	
2002-03	6	1	87	10	24	.417	4	11	.402	5	5	.784	1	5	6	8	16	5	6	1	29	4.8	
Total	162	156	5932	1004	2362	.425	217	553	.392	485	605	.801	152	374	526	458	461	186	341	74	2710	16.7	

Acquired In a three-team trade with Houston and Orlando in Aug. 1999

Departed Retired Oct. 25, 2003




Gorgui Dieng

Years 2019-20 to 2020-21			College Louisville							No 14							Pos C						
Season	G	GS	Min	FG	FGA	Pct	3fg	Att	Pct	FT	FTA	Pct	Off	Def	Total	Ast	PF	St	TO	Bl	Pts	Avg	
2019-20	17	0	318	42	87	.483	8	32	.250	31	42	.738	18	80	98	15	35	14	16	17	123	7.2	
2020-21	22	1	371	56	108	.519	23	48	.479	38	43	.884	28	70	98	29	38	17	22	14	173	7.9	
Total	39	1	689	98	195	.503	31	80	.388	69	85	.812	46	150	196	44	73	31	38	31	296	7.6	

Acquired As part of a three-team trade, traded by Minnesota to Memphis; Memphis traded Jae Crowder, Solomon Hill and Andre Iguodala to Miami for Justise Winslow and Dion Waiters; Miami traded James Johnson to Minnesota on Feb. 6, 2020.

Departed Waived on March 26, 2021.



Keyon Dooling

Years 2012-13			College Missouri							No 55							Pos G						
Season	G	GS	Min	FG	FGA	Pct	3fg	Att	Pct	FT	FTA	Pct	Off	Def	Total	Ast	PF	St	TO	Bl	Pts	Avg	
2012-13	7	0	82	10	21	.476	5	12	.417	6	7	.857	0	1	1	8	8	1	5	0	31	4.4	

Acquired Signed as a free agent on April 3, 2013

Departed Free agent not re-signed



Tyler Dorsey

Years 2018-19			College Oregon							No 22							Pos G						
Season	G	GS	Min	FG	FGA	Pct	3fg	Att	Pct	FT	FTA	Pct	Off	Def	Total	Ast	PF	St	TO	Bl	Pts	Avg	
2018-19	21	11	447	75	175	.429	34	93	.366	22	35	.629	18	52	70	39	33	7	17	1	206	9.8	

Acquired Traded by Atlanta to Memphis for Shelvin Mack on Feb. 7, 2019

Departed Became a free agent on July 1, 2019



Toney Douglas

Years 2016-17			College Florida State							No 16							Pos G						
Season	G	GS	Min	FG	FGA	Pct	3fg	Att	Pct	FT	FTA	Pct	Off	Def	Total	Ast	PF	St	TO	Bl	Pts	Avg	
2016-17	24	0	394	43	117	.368	7	42	.167	24	29	.828	13	48	61	56	50	18	21	5	117	4.9	

Acquired (1) Signed by Memphis pursuant to the NBA's hardship rules on Dec. 5, 2016; (2) Signed by Memphis to the first of two 10-day contracts on Jan. 30, 2017; (3) Signed by Memphis to a multi-year contract on Feb. 23, 2017

Departed (1) Waived by Memphis on Dec. 15, 2016; (2) Second 10-day contract expired on Feb. 19, 2017; (3) Waived by Memphis on March 18, 2017



Blue Edwards

Years 1995-96 to 1997-98			College East Carolina							No 30							Pos G/F						
Season	G	GS	Min	FG	FGA	Pct	3fg	Att	Pct	FT	FTA	Pct	Off	Def	Total	Ast	PF	St	TO	Bl	Pts	Avg	
1995-96	82	82	2773	401	956	.419	84	245	.343	157	208	.755	98	248	346	212	243	118	170	46	1043	12.7	
1996-97	61	12	1439	182	458	.397	25	89	.281	89	109	.817	49	140	189	114	135	38	81	20	478	7.8	
1997-98	81	20	1968	326	742	.439	40	120	.333	180	215	.837	61	156	217	201	183	86	134	27	872	10.8	
Total	224	114	6180	909	2156	.422	149	454	.328	426	532	.801	208	544	752	527	561	242	385	93	2393	10.7	

Acquired In the 1995 Expansion Draft (from Utah 26th overall)

Departed Free agent not re-signed July 1998



Doug Edwards

Years 1995-96 to 1997-98			College Florida State							No 32							Pos F						
Season	G	GS	Min	FG	FGA	Pct	3fg	Att	Pct	FT	FTA	Pct	Off	Def	Total	Ast	PF	St	TO	Bl	Pts	Avg	
1995-96	31	0	519	32	91	.352	0	4	.000	29	38	.763	35	52	87	39	51	10	29	18	93	3.0	
1996-97	Did not play due to injury																						
1997-98	Did not play due to injury																						

Acquired In the 1995 Expansion Draft (from Atlanta 24th overall)

Departed Waived in Jan. 1998



Kevin Edwards

Years 2000-01		College DePaul										No 21				Pos G						
Season	G	GS	Min	FG	FGA	Pct	3fg	Att	Pct	FT	FTA	Pct	Off	Def	Total	Ast	PF	St	TO	Bl	Pts	Avg
2000-01	46	5	634	56	170	.329	5	19	.263	43	53	.811	23	59	82	52	46	29	37	8	160	3.5

Acquired Signed as a free agent in Oct. 2000
Departed Free agent not re-signed July 2001



Obinna Ekezie

Years 1999-00		College Maryland										No 54				Pos F/C						
Season	G	GS	Min	FG	FGA	Pct	3fg	Att	Pct	FT	FTA	Pct	Off	Def	Total	Ast	PF	St	TO	Bl	Pts	Avg
1999-00	39	0	351	41	88	.466	0	0	---	43	64	.672	34	58	92	8	61	9	26	4	125	3.2

Acquired Drafted 37th overall by the Grizzlies in the 1999 NBA Draft
Departed Traded to Washington in Aug. 2000 along with Felipe Lopez, Cherokee Parks and Dennis Scott in exchange for Isaac Austin



Wayne Ellington

Years 2012-13		College North Carolina										No 3				Pos G						
Season	G	GS	Min	FG	FGA	Pct	3fg	Att	Pct	FT	FTA	Pct	Off	Def	Total	Ast	PF	St	TO	Bl	Pts	Avg
2012-13	40	4	676	81	199	.407	41	97	.423	15	16	.938	5	47	52	42	38	16	24	1	218	5.5

Acquired Traded by the Minnesota Timberwolves to the Memphis Grizzlies for Dante Cunningham on July 24, 2012
Departed Traded to the Cleveland Cavaliers with Marreese Speights, Josh Selby and a 2013 first round draft pick for Jon Leuer on Jan. 22, 2013



Andre Emmett

Years 2004-05		College Texas Tech										No. 14				Pos G						
Season	G	GS	Min	FG	FGA	Pct	3fg	Att	Pct	FT	FTA	Pct	Off	Def	Total	Ast	PF	St	TO	Bl	Pts	Avg
2004-05	8	0	28	2	6	.333	0	0	---	3	5	.600	0	2	2	0	4	0	1	0	7	0.9

Acquired Draft rights traded to Memphis on June 24, 2004 by Seattle for cash considerations and a 2005 second round NBA Draft pick
Departed Traded to Miami along with James Posey and Jason Williams as part of a five-team trade on Aug. 2, 2005



James Ennis III

Years 2015-16, 2016-17 to 2017-18		College California State, Long Beach										No 8				Pos F						
Season	G	GS	Min	FG	FGA	Pct	3fg	Att	Pct	FT	FTA	Pct	Off	Def	Total	Ast	PF	St	TO	Bl	Pts	Avg
2015-16	10	0	40	4	13	.308	2	8	.250	6	10	.600	4	3	7	2	1	4	2	2	16	1.6
2016-17	64	28	1501	146	321	.455	51	137	.372	86	110	.782	69	190	259	64	165	46	59	19	429	6.7
2017-18	45	14	1053	108	222	.486	30	84	.357	64	73	.877	53	104	157	49	81	32	38	12	310	6.9
Total	119	42	2594	258	556	.464	83	229	.362	156	193	.808	126	297	423	115	247	82	99	33	755	6.3

Acquired 1) Traded by Miami with Mario Chalmers to Memphis for Beno Udrih and Jarnell Stokes on Nov. 10, 2015; 2) Signed a multi-year contract with Memphis on July 13, 2016
Departed 1) Waived on March 2, 2016; 2) Traded to Detroit for Brice Johnson and a future second round draft pick on Feb. 8, 2018



Tyreke Evans

Years 2017-18		College Memphis										No 12				Pos G						
Season	G	GS	Min	FG	FGA	Pct	3fg	Att	Pct	FT	FTA	Pct	Off	Def	Total	Ast	PF	St	TO	Bl	Pts	Avg
2017-18	52	32	1607	366	809	.452	114	286	.399	164	209	.785	44	221	265	269	96	57	117	17	1010	19.4

Acquired Signed by Memphis on July 10, 2017
Departed Became a free agent on July 1, 2018



Jordan Farmar

Years 2015-16		College UCLA										No 4				Pos G						
Season	G	GS	Min	FG	FGA	Pct	3fg	Att	Pct	FT	FTA	Pct	Off	Def	Total	Ast	PF	St	TO	Bl	Pts	Avg
2015-16	12	10	291	42	100	.420	16	45	.356	10	10	1.000	4	21	25	37	22	15	18	2	110	9.2

Acquired Signed by Memphis to a 10-day contract on March 21, 2016 and signed for the remainder of the season on March 31, 2016
Departed Became a free agent on July 1, 2016

INTRO

PLAYERS

EXECUTIVE

BASKETBALL OPS

BUSINESS OPS

MEDIA

COMMUNITY

HISTORY

PLAYOFFS

REVIEW

OPPONENTS

NBA

FEDERATION

AT A GLANCE



ALL-TIME ROSTER



Isaac Fontaine

Years 2001-02		College Washington State										No 21			Pos G							
Season	G	GS	Min	FG	FGA	Pct	3fg	Att	Pct	FT	FTA	Pct	Off	Def	Total	Ast	PF	St	TO	Bl	Pts	Avg
2001-02	6	0	320	42	104	.404	1	5	.200	4	6	.667	0	5	5	4	6	0	4	0	11	1.8

Acquired Signed March 3, 2002 to a 10-day contract
Departed Waived March 13, 2002



Antonios Fotsis

Years 2001-02		From Athens, Greece										No 6			Pos F							
Season	G	GS	Min	FG	FGA	Pct	3fg	Att	Pct	FT	FTA	Pct	Off	Def	Total	Ast	PF	St	TO	Bl	Pts	Avg
2001-02	28	1	320	42	104	.404	7	23	.304	17	20	.850	25	37	62	10	22	9	21	11	108	3.9

Acquired Selected by the Grizzlies in the second round (48th pick overall) of the 2001 NBA Draft
Departed Free agent not re-signed in July 2002



Adonal Foyle

Years 2008-09		College Colgate										No 30			Pos C							
Season	G	GS	Min	FG	FGA	Pct	3fg	Att	Pct	FT	FTA	Pct	Off	Def	Total	Ast	PF	St	TO	Bl	Pts	Avg
2008-09	1	0	3	0	0	---	0	0	---	0	0	---	0	0	0	0	1	0	0	0	0	0.0

Acquired Traded by the Orlando Magic to Memphis along with Orlando's 2009 first round pick, Mike Wilks and cash considerations as part of a three-team trade also involving the Houston Rockets on Feb. 19, 2009. As part of the trade, Houston also acquired Kyle Lowry from the Grizzlies
Departed Waived on March 1, 2009



Jamaal Franklin

Years 2013-14		College San Diego State										No 22			Pos G							
Season	G	GS	Min	FG	FGA	Pct	3fg	Att	Pct	FT	FTA	Pct	Off	Def	Total	Ast	PF	St	TO	Bl	Pts	Avg
2013-14	21	0	161	16	39	.410	5	11	.455	2	2	1.000	4	19	23	6	23	4	11	2	39	1.9


Acquired Drafted by Memphis in the second round (41st overall) of the 2013 NBA Draft on June 27, 2013
Departed Waived on Aug. 31, 2014



Tim Frazier

Years 2020-21		College Penn State										No 10			Pos G							
Season	G	GS	Min	FG	FGA	Pct	3fg	Att	Pct	FT	FTA	Pct	Off	Def	Total	Ast	PF	St	TO	Bl	Pts	Avg
2020-21	5	0	62	3	20	.150	0	8	.000	2	6	.333	0	8	8	16	7	2	4	1	8	1.6

Acquired 1) Signed pursuant to the NBA's hardship roster rules on Jan. 4, 2021; 2) Signed a 10-day contract on April 14, 2021 and signed for the remainder of the season on April 24, 2021.
Departed 1) Contract expired on Jan. 14, 2021; 2) Became a free agent on Aug. 3, 2021.



Marc Gasol

Years 2008-09 to 2018-19		From Barcelona, Spain										No 33			Pos C							
Season	G	GS	Min	FG	FGA	Pct	3fg	Att	Pct	FT	FTA	Pct	Off	Def	Total	Ast	PF	St	TO	Bl	Pts	Avg
2008-09	82	75	2521	350	661	.530	0	1	.000	275	375	.733	201	404	605	143	265	63	164	90	975	11.9
2009-10	69	69	2468	378	651	.581	0	1	.000	252	376	.670	208	432	640	165	254	69	135	109	1008	14.6
2010-11	81	81	2586	364	691	.527	3	7	.429	220	294	.748	154	415	569	200	265	74	146	136	951	11.7
2011-12	65	65	2370	357	740	.482	1	12	.083	237	317	.748	120	459	579	204	201	62	121	121	1057	14.6
2012-13	80	80	2796	429	869	.494	1	14	.071	268	316	.848	184	438	622	318	255	80	157	139	1127	14.1
2013-14	59	59	1970	336	711	.473	2	11	.182	185	241	.768	84	340	424	215	150	59	111	76	859	14.6
2014-15	81	81	2687	530	1072	.494	3	17	.176	350	440	.795	115	515	630	307	208	70	176	131	1413	17.4
2015-16	52	52	1791	328	707	.464	2	3	.667	203	245	.829	58	304	362	196	141	50	118	70	861	16.6
2016-17	74	74	2531	532	1160	.459	104	268	.388	278	332	.837	60	402	462	338	171	67	166	99	1446	19.5
2017-18	73	73	2408	434	1033	.420	109	320	.341	281	337	.834	78	514	592	305	185	54	194	101	1258	17.2
2018-19	53	53	1788	303	683	.444	76	221	.344	152	201	.756	56	399	455	248	147	60	119	63	834	15.7
Total	769	762	25917	4341	8978	.484	301	875	.344	2701	3474	.777	1318	4624	5942	2639	2242	708	1607	1135	11684	15.2

Acquired Draft rights (48th overall pick in the 2007 NBA Draft) traded by the Los Angeles Lakers along with Kwame Brown, Javaris Crittenton, Aaron McKie, two future first round draft picks (2008, 2010) and cash considerations in exchange for Pau Gasol and a 2010 second round draft pick on Feb. 1, 2008

Departed Traded by Memphis to Toronto for Jonas Valanciunas, Delon Wright, C.J. Miles and a 2024 second round draft pick on Feb. 7, 2019

ALL-TIME ROSTER



Pau Gasol

Years 2001-02 to 2007-08		From Barcelona, Spain										No 16			Pos F/C							
Season	G	GS	Min	FG	FGA	Pct	3fg	Att	Pct	FT	FTA	Pct	Off	Def	Total	Ast	PF	St	TO	Bl	Pts	Avg
2001-02	82	79	3007	551	1064	.518	1	5	200	338	.477	.709	238	492	730	223	195	41	224	169	1441	17.6
2002-03	82	82	2948	569	1116	.510	1	10	100	416	.565	.736	192	528	720	229	220	34	213	148	1555	19.0
2003-04	78	78	2458	506	1049	.482	4	15	267	365	.511	.714	206	394	600	198	185	44	187	132	185	17.7
2004-05	56	53	1790	357	695	.514	1	6	167	282	.367	.768	130	280	410	135	146	37	137	93	997	17.8
2005-06	80	80	3135	600	1194	.503	3	12	250	425	.617	.689	191	522	713	371	184	46	235	153	1628	20.4
2006-07	59	59	2133	462	858	.538	3	11	273	299	.400	.748	149	432	581	201	137	29	162	126	1226	20.8
2007-08	39	39	1433	279	557	.501	4	15	267	176	.215	.819	94	248	342	116	85	16	80	56	738	18.9
Total	476	470	16904	3324	6533	.509	17	74	230	2301	.3152	.730	1200	2896	4096	1473	1152	247	1238	877	8966	18.8

Acquired Selected by the Atlanta Hawks in the first round (third pick overall) of the 2001 NBA Draft. Draft rights traded with Lorenzen Wright and Brevin Knight by the Hawks to the Grizzlies for Shareef Abdur-Rahim on June 30, 2001

Departed Traded to the Los Angeles Lakers with a 2010 second-round pick in exchange for Kwame Brown, Javaris Crittenton, Aaron McKie, the draft rights to Marc Gasol, a first-round pick in 2008, a first-round pick in 2010 and cash considerations on Feb. 1, 2008



Kenny Gattison

Years 1995-96		College Old Dominion										No 44			Pos F							
Season	G	GS	Min	FG	FGA	Pct	3fg	Att	Pct	FT	FTA	Pct	Off	Def	Total	Ast	PF	St	TO	Bl	Pts	Avg
1995-96	25	14	570	91	190	.479	0	0	---	47	78	.603	35	79	114	14	75	10	40	11	229	9.2

Acquired In the 1995 Expansion Draft (from Charlotte 16th overall)

Departed Traded to Orlando in Feb. 1996 along with a 1996 2nd round draft choice in exchange for Jeff Turner



Rudy Gay

Years 2006-07 to 2012-13		College Connecticut										No 22			Pos F							
Season	G	GS	Min	FG	FGA	Pct	3fg	Att	Pct	FT	FTA	Pct	Off	Def	Total	Ast	PF	St	TO	Bl	Pts	Avg
2006-07	78	43	2103	321	760	.422	52	143	364	152	209	.727	93	255	348	100	192	71	140	74	846	10.8
2007-08	81	81	3000	625	1355	.461	134	387	346	248	316	.785	140	359	499	158	230	111	190	79	1632	20.1
2008-09	79	78	2945	572	1262	.453	85	242	351	264	344	.767	109	328	437	135	221	98	203	59	1493	18.9
2009-10	80	80	3174	600	1288	.466	66	202	327	301	400	.752	115	357	472	153	201	118	169	64	1567	19.6
2010-11	54	54	2152	409	869	.471	57	144	396	194	241	.805	82	254	336	153	131	91	135	58	1069	19.8
2011-12	65	65	2422	485	1067	.455	54	173	312	208	263	.791	130	287	417	147	138	95	161	55	1232	19.0
2012-13	42	42	1541	281	688	.408	40	129	310	121	156	.776	56	193	249	108	87	56	104	31	723	17.2
Total	479	443	17338	3293	7289	.452	458	1420	344	1488	1929	.771	725	2033	2758	954	1200	640	1102	420	8562	17.9

Acquired Draft rights (eighth overall in the 2006 NBA Draft) traded by the Houston Rockets with Stromile Swift for Shane Battier on July 12, 2006

Departed As part of a three-team trade, traded by Memphis with Hamed Haddadi to the Toronto Raptors; the Detroit Pistons traded Tayshawn Prince and Austin Daye to Memphis; Toronto traded Ed Davis and a 2013 second round draft pick to Memphis and traded Jose Calderon to Detroit on Jan. 30, 2013



Trey Gilder

Years 2009-10		College Northwestern State										No 2			Pos F							
Season	G	GS	Min	FG	FGA	Pct	3fg	Att	Pct	FT	FTA	Pct	Off	Def	Total	Ast	PF	St	TO	Bl	Pts	Avg
2009-10	2	0	5	1	1.000	0	0	0	---	0	0	---	0	1	1	0	0	1	0	0	2	1.0

Acquired Signed as a free agent on Aug. 27, 2009

Departed Waived on Nov. 5, 2009



Eddie Gill

Years 2001-02		College Weber State										No 7			Pos G							
Season	G	GS	Min	FG	FGA	Pct	3fg	Att	Pct	FT	FTA	Pct	Off	Def	Total	Ast	PF	St	TO	Bl	Pts	Avg
2001-02	23	5	384	39	92	.424	7	22	.318	31	39	.795	7	21	28	49	38	11	34	3	116	5.0

Acquired Signed to a 10-day contract on Feb. 23, 2002

Departed Contract not renewed by Grizzlies



Gordan Giricek

Years 2002-03		From Zagreb, Croatia										No 10			Pos G								
Season	G	GS	Min	FG	FGA	Pct	3fg	Att	Pct	FT	FTA	Pct	Off	Def	Total	Ast	PF	St	TO	Bl	Pts	Avg	
2002-03	49	35	1187	207	478	.433	46	130	.354	88	107	.822	18	90	108	70	104	22	94	3	6	548	11.2

Acquired Draft rights traded by San Antonio to Memphis on June 28, 2002 for a second round pick in the 2004 Draft and cash considerations

Departed Traded by Memphis with Drew Gooden to the Orlando Magic for Mike Miller, Ryan Humphrey, a future first-round draft pick and a future second round draft pick on Feb. 19, 2003

INTRO

PLAYERS

EXECUTIVE

BASKETBALL OPS

BUSINESS OPS

MEDIA

COMMUNITY

HISTORY

PLAYOFFS

REVIEW

OPPONENTS

NBA

FEDERATION

AT A GLANCE



ALL-TIME ROSTER



Drew Gooden

Years 2002-03		College Kansas										No 0			Pos F							
Season	G	GS	Min	FG	FGA	Pct	3fg	Att	Pct	FT	FTA	Pct	Off	Def	Total	Ast	PF	St	TO	Bl	Pts	Avg
2002-03	51	29	1329	255	576	.443	14	46	.304	92	132	.697	105	190	295	63	121	38	105	22	616	12.1

Acquired Selected by the Memphis Grizzlies in the first round (fourth pick overall) of the 2002 NBA Draft
Departed Traded by Memphis with Gordan Giricek to the Orlando Magic for Mike Miller, Ryan Humphrey, a future first-round draft pick and a future second round draft pick on Feb. 19, 2003



JaMychal Green

Years 2014-15 to 2018-19		From Alabama										No 0			Pos F							
Season	G	GS	Min	FG	FGA	Pct	3fg	Att	Pct	FT	FTA	Pct	Off	Def	Total	Ast	PF	St	TO	Bl	Pts	Avg
2014-15	20	1	139	23	40	.575	0	4	.000	8	10	.800	16	23	39	4	19	5	12	3	54	2.7
2015-16	78	15	1446	230	495	.465	15	45	.333	103	137	.752	139	234	373	67	189	46	83	33	578	7.4
2016-17	77	75	2101	250	500	.500	55	145	.379	134	167	.802	167	377	544	84	248	46	94	34	689	8.9
2017-18	55	54	1542	223	488	.457	43	127	.339	80	111	.721	147	317	464	79	153	32	76	25	569	10.3
2018-19	41	4	900	151	312	.484	38	96	.396	63	80	.788	72	180	252	69	134	50	54	25	463	9.4
Total	230	145	5228	726	1523	.477	113	321	.352	325	425	.765	469	951	1420	234	609	130	265	95	1890	8.2

Acquired Signed by Memphis to the first of two 10-day contracts as a Call-Up from the NBA Development League's Austin Spurs on Feb. 2, 2015 and signed to a multi-year contract on March 2, 2015
Departed Traded by Memphis with Garrett Temple to the Los Angeles Clippers for Avery Bradley on Feb. 7, 2019



Jeff Green

Years 2014-15 to 2015-16		College Georgetown										No 32			Pos F							
Season	G	GS	Min	FG	FGA	Pct	3fg	Att	Pct	FT	FTA	Pct	Off	Def	Total	Ast	PF	St	TO	Bl	Pts	Avg
2014-15	45	37	1361	210	492	.427	50	138	.362	118	143	.825	43	144	187	81	81	26	52	21	588	13.1
2015-16	53	31	1544	240	557	.431	42	136	.309	124	155	.800	55	186	241	98	102	40	69	19	646	12.2
Total	98	68	2905	450	1049	.429	92	274	.336	242	298	.812	98	330	428	179	183	66	121	40	1234	12.6

Acquired As part of a three-team trade, traded by the Boston Celtics to Memphis; Memphis traded Tayshaun Prince and a future first round draft pick to Boston; Memphis traded Quincy Pondexter and a 2015 second round draft pick to the New Orleans Pelicans; New Orleans traded Austin Rivers to Boston and Russ Smith to Memphis on Jan. 12, 2015
Departed Traded by Memphis to the Los Angeles Clippers for a future first round draft pick and Lance Stephenson on Feb. 18, 2016



Marko Guduric

Years 2019-20		From Priboj, Serbia										No 23			Pos G							
Season	G	GS	Min	FG	FGA	Pct	3fg	Att	Pct	FT	FTA	Pct	Off	Def	Total	Ast	PF	St	TO	Bl	Pts	Avg
2019-20	44	0	484	62	157	.395	25	83	.301	24	26	.923	14	59	73	45	34	12	36	8	173	3.9

Acquired Signed a multi-year contract with Memphis on July 31, 2019.
Departed Waived on Dec. 15, 2020.



Hamed Haddadi

Years 2008-09 to 2012-13		From Ahvaz, Iran										No 15			Pos C							
Season	G	GS	Min	FG	FGA	Pct	3fg	Att	Pct	FT	FTA	Pct	Off	Def	Total	Ast	PF	St	TO	Bl	Pts	Avg
2008-09	19	0	120	15	31	.484	0	0	---	18	30	.600	16	31	47	8	20	1	9	12	48	2.5
2009-10	36	0	240	24	62	.387	0	3	.000	14	19	.737	26	49	75	10	57	1	20	14	62	1.7
2010-11	31	0	168	30	58	.517	0	1	.000	15	23	.652	24	44	68	5	29	2	11	13	75	2.4
2011-12	35	0	206	26	48	.542	0	1	.000	18	26	.692	28	43	71	8	43	1	21	26	70	2.0
2012-13	13	0	87	7	21	.333	0	0	---	1	2	.500	10	14	24	4	15	1	4	6	15	1.2
Total	134	0	821	102	220	.464	0	5	.000	66	100	.660	104	181	285	35	164	6	65	71	270	2.0

Acquired Signed as a free agent on Aug. 28, 2008
Departed As part of a three-team trade, traded by Memphis with Rudy Gay to the Toronto Raptors; the Detroit Pistons traded Tayshaun Prince and Austin Daye to Memphis; Toronto traded Ed Davis and a 2013 second round draft pick to Memphis and traded Jose Calderon to Detroit on Jan. 30, 2013



P.J. Hairston

Years 2015-16		College North Carolina										No 19			Pos G/F							
Season	G	GS	Min	FG	FGA	Pct	3fg	Att	Pct	FT	FTA	Pct	Off	Def	Total	Ast	PF	St	TO	Bl	Pts	Avg
2015-16	18	9	375	46	132	.348	16	69	.232	16	22	.727	7	39	46	9	31	8	17	4	124	6.9

Acquired As part of a three-team trade, traded by Charlotte with two future second round draft picks to Memphis; Charlotte traded Brian Roberts to Miami; Memphis traded Courtney Lee to Charlotte; Miami traded Chris Andersen and two future second round picks to Memphis on Feb. 16, 2016
Departed Became a free agent on July 1, 2016

ALL-TIME ROSTER



Dusty Hannahs

Years		College										No					Pos					
2018-19, 2019-20		Arkansas										8, 5					G					
Season	G	GS	Min	FG	FGA	Pct	3fg	Att	Pct	FT	FTA	Pct	Off	Def	Total	Ast	PF	St	TO	Bl	Pts	Avg
2018-19	2	0	26	3	12	.250	0	5	.000	2	2	1.000	0	1	1	5	1	1	1	0	8	4.0
2019-20	2	0	13	4	9	.444	2	3	.667	2	2	1.000	0	1	1	0	1	0	0	0	12	6.0
Total	4	0	39	7	21	.333	2	8	.250	4	4	1.000	0	2	2	5	1	1	1	0	20	5.0

Acquired 1) Signed a 10-day contract with Memphis as a Call-Up from the NBA G League's Memphis Hustle pursuant to the NBA's hardship roster rules on March 30, 2019; 2) Signed a 10-day contract with Memphis as a Call-Up from the Memphis Hustle on Feb. 21, 2020
Departed 1) Waived on April 5, 2019; 2) Waived on Feb. 27, 2020.



Andrew Harrison

Years		College										No					Pos					
2016-17 to 2018-19		Kentucky										5					G					
Season	G	GS	Min	FG	FGA	Pct	3fg	Att	Pct	FT	FTA	Pct	Off	Def	Total	Ast	PF	St	TO	Bl	Pts	Avg
2016-17	72	18	1474	117	360	.325	43	156	.276	148	194	.763	23	113	136	198	194	54	85	20	425	5.9
2017-18	56	46	1326	181	429	.422	47	142	.331	124	159	.780	23	108	131	177	138	38	81	26	533	9.5
2018-19	1	0	5	1	2	.500	0	1	0.000	0	0	-	0	0	0	0	1	0	0	0	2	2.0
Total	129	64	2805	299	791	.378	90	299	.301	272	353	.771	46	221	267	375	333	91	166	47	960	7.4

Acquired Draft rights (44th in 2015) traded by Phoenix to Memphis for Jon Leuer on June 25, 2015; signed by Memphis to a multi-year contract on July 10, 2016
Departed Waived on Nov. 1, 2018



Lorinza "Junior" Harrington

Years		College										No					Pos					
2006-07		Wingate										10					G					
Season	G	GS	Min	FG	FGA	Pct	3fg	Att	Pct	FT	FTA	Pct	Off	Def	Total	Ast	PF	St	TO	Bl	Pts	Avg
2006-07	29	8	543	57	137	.416	7	26	.269	31	46	.674	12	56	68	89	79	21	52	5	152	5.2

Acquired Signed by the Grizzlies to the first of two 10-day contracts on Feb. 9, 2007; Signed for the remainder of the season on March 1, 2007
Departed Free agent not re-signed July 2007



Othella Harrington

Years		College										No					Pos					
1999-00 to 2000-01		Georgetown										24					F					
Season	G	GS	Min	FG	FGA	Pct	3fg	Att	Pct	FT	FTA	Pct	Off	Def	Total	Ast	PF	St	TO	Bl	Pts	Avg
1999-00	82	82	2677	420	830	.506	0	2	.000	236	298	.792	196	367	563	97	287	36	217	58	1076	13.1
2000-01	44	40	1267	180	386	.466	0	3	.000	120	154	.779	102	187	289	36	136	19	104	26	480	10.9
Total	126	122	3944	600	1216	.493	0	5	.000	356	452	.788	298	554	852	133	423	55	321	84	1556	12.3

Acquired In a three-team trade with Houston and Orlando in Aug. 1999
Departed Traded to New York in Feb. 2001 in exchange for Erick Strickland and two draft picks



Antonio Harvey

Years		College										No					Pos					
1995-96		Pfeiffer										40					F					
Season	G	GS	Min	FG	FGA	Pct	3fg	Att	Pct	FT	FTA	Pct	Off	Def	Total	Ast	PF	St	TO	Bl	Pts	Avg
1995-96	18	6	410	39	95	.411	0	2	.000	20	43	.465	27	67	94	09	38	14	18	21	98	5.4

Acquired In the 1995 Expansion Draft (from LAL sixth overall)
Departed Waived in Dec. 1995



J.R. Henderson

Years		College										No					Pos					
1998-99		UCLA										52					F					
Season	G	GS	Min	FG	FGA	Pct	3fg	Att	Pct	FT	FTA	Pct	Off	Def	Total	Ast	PF	St	TO	Bl	Pts	Avg
1998-99	30	0	331	35	96	.365	2	5	.400	25	45	.556	20	27	47	22	29	9	18	4	97	3.2

Acquired Drafted 56th overall by the Grizzlies in the 1998 NBA Draft
Departed Free agent not re-signed July 1999



Myke Henry

Years		College										No					Pos					
2017-18		DePaul										4					G/F					
Season	G	GS	Min	FG	FGA	Pct	3fg	Att	Pct	FT	FTA	Pct	Off	Def	Total	Ast	PF	St	TO	Bl	Pts	Avg
2017-18	20	0	378	41	109	.376	19	58	.328	6	10	.600	10	28	38	22	28	31	19	6	107	5.4

Acquired Signed by Memphis to a two-way contract on Jan. 13, 2018.
Departed Waived on July 20, 2018.

INTRO

PLAYERS

EXECUTIVE

BASKETBALL OPS

BUSINESS OPS

MEDIA

COMMUNITY

HISTORY

PLAYOFFS

REVIEW

OPPONENTS

NBA

FEDERATION

AT A GLANCE



ALL-TIME ROSTER



Xavier Henry

Years 2010-11		College Kansas										No 13		Pos G/F								
Season	G	GS	Min	FG	FGA	Pct	3fg	Att	Pct	FT	FTA	Pct	Off	Def	Total	Ast	PF	St	TO	Bl	Pts	Avg
2010-11	38	16	527	65	160	.406	2	17	.118	33	52	.635	9	28	37	18	48	11	13	3	165	4.3

Acquired Selected by the Grizzlies in the first round (12th overall) of the 2010 NBA Draft

Departed Traded to New Orleans on January 4, 2012 as part of three-team deal that sent Marreese Speights to Memphis



Carl Herrera

Years 1998-99		College Houston										No 14		Pos F								
Season	G	GS	Min	FG	FGA	Pct	3fg	Att	Pct	FT	FTA	Pct	Off	Def	Total	Ast	PF	St	TO	Bl	Pts	Avg
1998-99	4	0	42	3	13	.231	0	0	---	0	2	.000	5	3	8	3	3	0	4	0	6	1.5

Acquired In a trade with San Antonio in June 1998 (along with the draft rights to Felipe Lopez in exchange for Antonio Daniels)

Departed Waived in Feb. 1999



Solomon Hill

Years 2019-20		College Arizona										No 44		Pos F								
Season	G	GS	Min	FG	FGA	Pct	3fg	Att	Pct	FT	FTA	Pct	Off	Def	Total	Ast	PF	St	TO	Bl	Pts	Avg
2019-20	48	3	901	96	233	.412	56	147	.381	26	38	.684	24	120	144	94	73	31	40	7	274	5.7

Acquired Traded by Atlanta with Miles Plumlee to Memphis for Chandler Parsons on July 7, 2019

Departed As part of a three-team trade, traded by Memphis with Jae Crowder and Andre Iguodala to Miami; Miami traded Justise Winslow and Dion Waiters to Memphis and James Johnson to Minnesota; Minnesota traded Gorgui Dieng to Memphis on Feb. 6, 2020.



Justin Holiday

Years 2018-19		College Washington										No 7		Pos G/F								
Season	G	GS	Min	FG	FGA	Pct	3fg	Att	Pct	FT	FTA	Pct	Off	Def	Total	Ast	PF	St	TO	Bl	Pts	Avg
2018-19	44	39	1282	149	383	.389	65	195	.333	54	60	.900	27	127	154	61	85	54	57	15	417	9.5

Acquired Traded by Chicago to Memphis for MarShon Brooks, Wayne Selden Jr. and two future second round draft picks (2019, 2020) on Jan. 4, 2019

Departed Became a free agent on July 1, 2019



Ryan Hollins

Years 2015-16		College UCLA										No 20		Pos C								
Season	G	GS	Min	FG	FGA	Pct	3fg	Att	Pct	FT	FTA	Pct	Off	Def	Total	Ast	PF	St	TO	Bl	Pts	Avg
2015-16	32	9	412	45	72	.625	0	0	-	26	42	.619	40	47	87	10	58	6	21	20	116	3.6

Acquired 1) Signed by Memphis as a free agent on Sept. 28, 2015; 2) Signed by Memphis as a free agent on Dec. 29, 2015; 3) Signed by Memphis to the first of two 10-day contracts on Jan. 21, 2016; 4) Re-signed by Memphis for the remainder of the season on March 2, 2016

Departed 1) Waived on Oct. 26, 2015; 2) Waived on Jan. 7, 2016; 3) Second 10-day contract expired on Feb. 11, 2016; 4) Waived on April 7, 2016



Lester Hudson

Years 2009-10, 2011-12		College Tennessee-Martin										No 26, 14		Pos G								
Season	G	GS	Min	FG	FGA	Pct	3fg	Att	Pct	FT	FTA	Pct	Off	Def	Total	Ast	PF	St	TO	Bl	Pts	Avg
2009-10	9	0	61	14	35	.400	2	11	.182	6	7	.857	4	6	10	5	5	5	5	1	36	4.0
2011-12	3	0	20	3	11	.273	1	3	.333	2	3	.667	0	0	0	1	0	0	2	0	9	3.0
Total	12	0	81	17	46	.370	3	14	.214	8	10	.800	4	6	10	6	5	5	7	1	45	3.8

Acquired 1) Claimed off waivers on Jan. 8, 2010; 2) Signed as a free agent on April 20, 2012

Departed 1) Waived on July 1, 2010; 2) Free agent not re-signed



Ryan Humphrey

Years 2002-03 to 2004-05		College Notre Dame										No 40		Pos F								
Season	G	GS	Min	FG	FGA	Pct	3fg	Att	Pct	FT	FTA	Pct	Off	Def	Total	Ast	PF	St	TO	Bl	Pts	Avg
2002-03	13	0	122	12	35	.343	0	0	---	5	11	.455	4	26	30	4	18	5	2	2	18	1.4
2003-04	2	0	11	1	4	.250	0	1	0.000	0	0	---	2	1	3	1	3	1	2	0	2	1.0
2004-05	35	0	317	42	103	.408	0	2	0.000	18	37	.486	50	37	87	6	35	10	23	1	102	2.9
Total	50	0	450	55	142	.387	0	3	0.000	23	48	.479	56	64	120	11	56	16	27	3	133	2.7

Acquired Traded by Orlando with Mike Miller, a future first-round draft pick and a future second round draft pick for Gordan Giricek and Drew Gooden on Feb. 19, 2003

Departed Free agent not re-signed in July 2005

ALL-TIME ROSTER



Vince Hunter

Years 2017-18		College Texas-El Paso										No 32			Pos F							
Season	G	GS	Min	FG	FGA	Pct	3fg	Att	Pct	FT	FTA	Pct	Off	Def	Total	Ast	PF	St	TO	Bl	Pts	Avg
2017-18	4	0	7	3	5	.600	0	0	---	0	0	---	2	1	3	0	0	0	1	1	6	1.5

Acquired Signed by Memphis to a two-way contract on Sept. 11, 2017.
Departed Waived on Jan. 13, 2018.



Steven Hunter

Years 2009-10		College DePaul										No 45			Pos C							
Season	G	GS	Min	FG	FGA	Pct	3fg	Att	Pct	FT	FTA	Pct	Off	Def	Total	Ast	PF	St	TO	Bl	Pts	Avg
2009-10	21	0	157	17	43	.395	0	0	---	19	36	.528	18	24	42	0	10	1	9	12	53	2.5

Acquired Traded by the Denver Nuggets along with a 2010 first round draft pick and cash considerations in exchange for a future conditional second round draft pick
Departed Contract expired on June 30, 2010.



Bobby Hurley

Years 1997-98		College Duke										No 12			Pos G							
Season	G	GS	Min	FG	FGA	Pct	3fg	Att	Pct	FT	FTA	Pct	Off	Def	Total	Ast	PF	St	TO	Bl	Pts	Avg
1997-98	27	0	458	46	123	.374	1	7	.143	29	39	.744	5	25	30	97	43	10	44	0	122	4.5

Acquired In a trade with Sacramento in Feb. 1998 along with Michael Smith in exchange for Otis Thorpe and Chris Robinson
Departed Waived in Jan. 1999



Allen Iverson

Years 2009-10		College Georgetown										No 3			Pos G							
Season	G	GS	Min	FG	FGA	Pct	3fg	Att	Pct	FT	FTA	Pct	Off	Def	Total	Ast	PF	St	TO	Bl	Pts	Avg
2009-10	3	0	67	15	26	.577	1	1	1.000	6	12	.500	1	3	4	11	5	1	7	0	37	12.3

Acquired Signed as a free agent on Sept.10, 2009
Departed Waived on Nov. 17, 2009



Bobby Jackson

Years 2005-06		College Minnesota										No 24			Pos G							
Season	G	GS	Min	FG	FGA	Pct	3fg	Att	Pct	FT	FTA	Pct	Off	Def	Total	Ast	PF	St	TO	Bl	Pts	Avg
2005-06	71	15	1775	286	748	.382	129	332	.389	107	146	.733	44	179	223	195	155	61	101	1	808	11.4

Acquired Traded to Memphis from Sacramento with Greg Ostertag in exchange for Bonzi Wells on Aug. 2, 2005
Departed Free agent not re-signed in July 2006



Jaren Jackson Jr.

Years 2018-19 to 2021-22		College Michigan State										No 13			Pos F/C							
Season	G	GS	Min	FG	FGA	Pct	3fg	Att	Pct	FT	FTA	Pct	Off	Def	Total	Ast	PF	St	TO	Bl	Pts	Avg
2018-19	58	56	1515	298	589	.506	51	142	.359	151	197	.766	73	199	272	64	220	52	98	82	798	13.8
2019-20	57	57	1622	353	753	.469	145	368	.394	139	186	.747	55	207	262	78	232	40	99	92	990	17.4
2020-21	11	4	258	53	125	.424	17	60	.283	35	42	.833	17	45	62	12	42	12	15	18	158	14.4
2021-22	78	78	2126	430	1036	.415	128	401	.319	284	345	.823	119	335	454	86	272	73	139	177	1272	16.3
Total	204	195	5521	1134	2503	.453	341	971	.351	609	770	.791	264	786	1050	240	766	177	342	369	3218	15.8

Acquired Selected by Memphis with the fourth overall pick in the first round of the 2018 NBA Draft on June 21, 2018; signed a multi-year contract on July 1, 2018; re-signed a multi-year extension on Oct. 18, 2021



Josh Jackson

Years 2019-20		College Kansas										No 20			Pos G/F							
Season	G	GS	Min	FG	FGA	Pct	3fg	Att	Pct	FT	FTA	Pct	Off	Def	Total	Ast	PF	St	TO	Bl	Pts	Avg
2019-20	22	0	381	70	159	.440	23	72	.319	35	50	.700	11	55	66	35	40	18	28	9	198	7.4

Acquired Traded by Phoenix with De'Anthony Melton, a 2020 second round draft pick and a 2021 second round draft pick to Memphis for Jevon Carter and Kyle Korver on July 7, 2019.
Departed Contract expired Nov. 21, 2020.

INTRO

PLAYERS

EXECUTIVE

BASKETBALL OPS

BUSINESS OPS

MEDIA

COMMUNITY

HISTORY

PLAYOFFS

REVIEW

OPPONENTS

NBA

FEDERATION

AT A GLANCE




ALL-TIME ROSTER



Casey Jacobsen

Years		College											No		Pos										
2007-08		Stanford											23		G										
Season	G	GS	Min	FG	FGA	Pct	3fg	Att	Pct	FT	FTA	Pct	Off	Def	Total	Ast	PF	St	TO	Bl	Pts	Avg			
2007-08	53	0	547	39	115	.339	16	72	.222	13	17	.765	12	53	65	20	34	5	16	1	107	2.0			

Acquired Signed by Memphis as a free agent on July 24, 2007
Departed Free agent not re-signed and renounced on Aug. 8, 2008



Marko Jaric

Years		College											No		Pos										
2008-09 to 2009-10		Belgrade, Serbia											55		G										
Season	G	GS	Min	FG	FGA	Pct	3fg	Att	Pct	FT	FTA	Pct	Off	Def	Total	Ast	PF	St	TO	Bl	Pts	Avg			
2008-09	53	0	605	48	145	.331	11	28	.393	29	41	.707	23	42	65	74	62	29	49	11	136	2.6			

Acquired Traded by the Minnesota Timberwolves along with the draft rights to O.J. Mayo (third overall pick), Greg Buckner and Antoine Walker in exchange for the draft rights to Kevin Love (fifth), Mike Miller, Brian Cardinal and Jason Collins on June 26, 2008
Departed Waived on Dec. 24, 2009



DaQuan Jeffries

Years		College											No		Pos										
2021-22		Purdue											55		F										
Season	G	GS	Min	FG	FGA	Pct	3fg	Att	Pct	FT	FTA	Pct	Off	Def	Total	Ast	PF	St	TO	Bl	Pts	Avg			
2021-22	3	0	9	1	2	.500	0	1	.000	0	0	-	0	2	2	1	1	0	0	0	2	0.7			

Acquired Signed a 10-day contract under the NBA's COVID-related hardship exception on Dec. 31, 2021
Departed Became a free agent on Jan. 10, 2022



Alexander Johnson

Years		College											No		Pos										
2006-07		Florida State											32		F										
Season	G	GS	Min	FG	FGA	Pct	3fg	Att	Pct	FT	FTA	Pct	Off	Def	Total	Ast	PF	St	TO	Bl	Pts	Avg			
2006-07	59	19	753	91	169	.538	0	0	---	78	118	.661	50	131	181	17	137	25	47	35	260	4.4			

Acquired Draft rights traded to Memphis by Portland in exchange for a second round pick in the 2008 NBA Draft on June 28, 2006
Departed Waived by the Grizzlies July 13, 2007



Brice Johnson

Years		College											No		Pos										
2017-18		North Carolina											14		F										
Season	G	GS	Min	FG	FGA	Pct	3fg	Att	Pct	FT	FTA	Pct	Off	Def	Total	Ast	PF	St	TO	Bl	Pts	Avg			
2017-18	9	0	60	13	31	.419	0	0	---	1	3	.333	7	11	18	1	6	3	1	4	27	3.0			

Acquired Traded by Detroit with a future second round draft pick to Memphis for James Ennis III on Feb. 8, 2018.
Departed Waived on March 27, 2018.



Chris Johnson

Years		College											No		Pos										
2012-13		Dayton											4		G										
Season	G	GS	Min	FG	FGA	Pct	3fg	Att	Pct	FT	FTA	Pct	Off	Def	Total	Ast	PF	St	TO	Bl	Pts	Avg			
2012-13	8	0	102	11	25	.440	6	18	.333	1	2	.500	5	6	11	2	5	4	3	0	29	3.6			

Acquired Signed the first of two 10-day contracts on Jan. 23, 2013
Departed Second 10-day contract expired



James Johnson

Years		College											No		Pos										
2013-14		Wake Forest											3		F										
Season	G	GS	Min	FG	FGA	Pct	3fg	Att	Pct	FT	FTA	Pct	Off	Def	Total	Ast	PF	St	TO	Bl	Pts	Avg			
2013-14	52	4	956	143	308	.464	22	87	.253	76	90	.844	60	106	166	111	102	42	66	57	384	7.4			

Acquired: Signed by Memphis as a free agent on Dec. 16, 2013
Departed Free agent not re-signed

ALL-TIME ROSTER



Omari Johnson

Years 2017-18 College Oregon State No 14 Pos F

Season	G	GS	Min	FG	FGA	Pct	3fg	Att	Pct	FT	FTA	Pct	Off	Def	Total	Ast	PF	St	TO	Bl	Pts	Avg
2017-18	4	0	75	9	21	.429	4	12	.333	0	0	---	4	7	11	7	6	2	3	0	22	5.5

Acquired Signed by Memphis to a multi-year contract on April 6, 2018

Departed Waived on June 24, 2018



Bobby Jones

Years 2007-08 College Washington No 6 Pos G/F

Season	G	GS	Min	FG	FGA	Pct	3fg	Att	Pct	FT	FTA	Pct	Off	Def	Total	Ast	PF	St	TO	Bl	Pts	Avg
2007-08	9	2	137	14	36	.389	3	13	.231	9	10	.900	10	17	27	11	17	5	5	2	40	4.4

Acquired Signed by Memphis to a 10-day contract on Jan. 10, 2008

Departed Second 10-day contract expired on Jan. 30, 2008



Dahntay Jones

Years 2003-04 to 2006-07 College Duke No 30 Pos G/F

Season	G	GS	Min	FG	FGA	Pct	3fg	Att	Pct	FT	FTA	Pct	Off	Def	Total	Ast	PF	St	TO	Bl	Pts	Avg
2003-04	20	0	154	15	53	.283	1	4	.250	5	11	.455	7	16	23	12	23	5	12	6	36	1.8
2004-05	52	7	649	83	190	.437	23	60	.383	44	64	.688	11	58	69	21	81	13	29	11	233	4.5
2005-06	71	4	967	109	263	.414	3	21	.143	60	93	.645	20	84	104	39	108	38	50	15	281	4.0
2006-07	78	25	1671	220	461	.477	5	12	.417	138	174	.793	47	106	153	68	192	39	92	22	583	7.5
Total	221	36	3441	427	967	.442	32	97	.330	247	342	.722	85	264	349	140	404	95	183	54	1133	5.1

Acquired Selected by the Boston Celtics in the 2003 NBA Draft (20th overall). Draft rights traded to Memphis along with the draft rights to Troy Bell (16th) in exchange for the draft rights to Marcus Banks (13th) and Kendrick Perkins (27th)

Departed Free agent not re-signed July 2007



Damon Jones

Years 2000-01 College Houston No 11 Pos G

Season	G	GS	Min	FG	FGA	Pct	3fg	Att	Pct	FT	FTA	Pct	Off	Def	Total	Ast	PF	St	TO	Bl	Pts	Avg
2000-01	71	10	1415	170	416	.409	84	231	.364	37	52	.712	16	108	124	224	58	36	76	1	461	6.5

Acquired Signed as a free agent in Aug. 2000

Departed Free agent not re-signed in July 2001



Eddie Jones

Years 2005-06 to 2006-07 College Temple No 6 Pos G

Season	G	GS	Min	FG	FGA	Pct	3fg	Att	Pct	FT	FTA	Pct	Off	Def	Total	Ast	PF	St	TO	Bl	Pts	Avg
2005-06	75	75	2437	292	722	.404	133	374	.356	168	215	.781	35	244	279	177	201	131	93	27	885	11.8
2006-07	29	14	561	57	151	.377	22	74	.297	25	34	.735	14	47	61	33	54	22	23	2	161	5.6
Total	104	89	2998	349	873	.400	155	448	.346	193	249	.775	49	291	340	210	255	153	116	29	1046	10.1

Acquired Traded to Memphis from Miami as part of a five-team trade on Aug. 2, 2005

Departed Waived on Jan. 30, 2007



Tyus Jones

Years 2019-20 to 2021-22 College Duke No 21 Pos G

Season	G	GS	Min	FG	FGA	Pct	3fg	Att	Pct	FT	FTA	Pct	Off	Def	Total	Ast	PF	St	TO	Bl	Pts	Avg
2019-20	65	6	1232	197	429	.459	47	124	.379	43	58	.741	9	94	103	285	44	59	55	6	484	9.0
2020-21	70	9	1222	178	413	.431	45	140	.321	41	45	.911	21	119	140	259	31	64	48	6	442	6.3
2021-22	73	23	1549	249	552	.451	80	205	.390	54	66	.818	17	159	176	324	32	66	46	2	632	8.7
Total	208	38	4003	624	1394	.448	172	469	.367	138	169	.817	47	372	419	868	107	189	149	14	1558	7.5

Acquired Signed a multi-year contract with Memphis on July 7, 2019; re-signed a multi-year contract on July 6, 2022



Chris King

Years 1995-96 College Wake Forest No 17 Pos F

Season	G	GS	Min	FG	FGA	Pct	3fg	Att	Pct	FT	FTA	Pct	Off	Def	Total	Ast	PF	St	TO	Bl	Pts	Avg
1995-96	80	66	1930	250	585	.427	44	113	.389	90	136	.662	102	183	285	104	163	68	103	33	634	7.9

Acquired Signed as a free agent in Oct. 1995

Departed Free agent not re-signed in July 1996

INTRO

PLAYERS

EXECUTIVE

BASKETBALL OPS

BUSINESS OPS

MEDIA

COMMUNITY

HISTORY

PLAYOFFS

REVIEW

OPPONENTS

NBA

FEDERATION

AT A GLANCE



ALL-TIME ROSTER



Tarence Kinsey

Years		College										No		Pos									
2006-07 to 2007-08		South Carolina										7		G									
Season	G	GS	Min	FG	FGA	Pct	3fg	Att	Pct	FT	FTA	Pct	Off	Def	Total	Ast	PF	St	TO	Bl	Pts	Avg	
2006-07	48	12	967	139	304	.457	13	46	.283	78	98	.796	29	68	97	41	57	53	46	1	369	7.7	
2007-08	11	0	96	16	38	.421	3	7	.429	5	6	.833	3	9	12	2	11	3	3	0	40	3.6	
Total	59	12	1063	155	342	.453	16	53	.302	83	104	.798	32	77	109	43	68	56	49	1	409	6.9	

Acquired Signed by Memphis as a free agent on July 13, 2006

Departed Waived on Dec. 18, 2007



Chris King

Years		College										No		Pos									
1995-96		Wake Forest										17		F									
Season	G	GS	Min	FG	FGA	Pct	3fg	Att	Pct	FT	FTA	Pct	Off	Def	Total	Ast	PF	St	TO	Bl	Pts	Avg	
1995-96	80	66	1930	250	585	.427	44	113	.389	90	136	.662	102	183	285	104	163	68	103	33	634	7.9	

Acquired Signed as a free agent in Oct. 1995

Departed Free agent not re-signed in July 1996



Brevin Knight

Years		College										No		Pos									
2001-02 to 2002-03		Stanford										33		G									
Season	G	GS	Min	FG	FGA	Pct	3fg	Att	Pct	FT	FTA	Pct	Off	Def	Total	Ast	PF	St	TO	Bl	Pts	Avg	
2001-02	53	11	1151	141	334	.422	2	8	.250	87	115	.757	11	98	109	302	135	79	111	7	371	7.0	
2002-03	55	4	928	97	228	.425	2	8	.250	20	37	.541	15	66	81	233	123	69	94	2	216	3.9	
Total	108	15	2079	238	562	.423	4	16	.250	107	152	.704	26	164	190	535	258	141	205	9	587	5.4	

Acquired Traded by the Hawks with Lorenzen Wright and the draft rights to Pau Gasol to the Memphis Grizzlies for Shareef Abdur-Rahim on July 19, 2001

Departed Traded to Phoenix in Sept. 2003 in exchange for Jake Tsakalidis and Bo Outlaw



John Konchar

Years		College										No		Pos									
2019-20 to 2021-22		Fort Wayne										46		G/F									
Season	G	GS	Min	FG	FGA	Pct	3fg	Att	Pct	FT	FTA	Pct	Off	Def	Total	Ast	PF	St	TO	Bl	Pts	Avg	
2019-20	19	0	181	24	37	.649	5	10	.500	1	2	.500	18	29	47	22	7	7	7	3	54	2.8	
2020-21	43	0	575	69	138	.500	21	56	.375	25	30	.833	35	93	128	47	40	30	18	9	184	4.3	
2021-22	72	7	1292	135	262	.515	52	126	.413	27	49	.551	87	242	329	109	90	45	29	22	349	4.8	
Total	134	7	2048	228	437	.522	78	192	.406	53	81	.654	140	364	504	178	137	82	54	34	587	4.4	

Acquired Signed a two-way contract with Memphis on July 8, 2019; re-signed a multi-year contract on Nov. 22, 2020; re-signed a multi-year extension on July 7, 2022.



Kosta Koufos

Years		College										No		Pos									
2013-14 to 2014-15		Ohio State										41		C									
Season	G	GS	Min	FG	FGA	Pct	3fg	Att	Pct	FT	FTA	Pct	Off	Def	Total	Ast	PF	St	TO	Bl	Pts	Avg	
2013-14	80	22	1349	227	459	.495	0	0	---	60	93	.645	160	258	418	39	182	32	67	71	514	6.4	
2014-15	81	3	1348	182	358	.508	0	0	---	55	85	.647	121	305	426	37	148	29	69	63	419	5.2	
Total	161	25	2697	409	817	.501	0	0	---	115	178	.646	281	563	844	76	330	61	136	134	933	5.8	

Acquired Traded by the Denver Nuggets to the Memphis Grizzlies for Darrell Arthur and the draft rights to Jeffery Lauvergne (55th overall in 2014 NBA Draft) on June 27, 2013

Departed Signed a multi-year free agent contract with Sacramento on July 13, 2015



Acie Law

Years		College										No		Pos									
2010-11		Texas A&M										2		G									
Season	G	GS	Min	FG	FGA	Pct	3fg	Att	Pct	FT	FTA	Pct	Off	Def	Total	Ast	PF	St	TO	Bl	Pts	Avg	
2010-11	11	0	94	3	19	.158	0	6	.000	6	10	.600	3	8	11	14	10	4	10	0	12	1.1	

Acquired Signed as a free agent on Aug. 5, 2010

Departed Waived on Dec. 4, 2010



Eric Leckner

Years		College										No		Pos									
1996-97		Wyoming										55		F									
Season	G	GS	Min	FG	FGA	Pct	3fg	Att	Pct	FT	FTA	Pct	Off	Def	Total	Ast	PF	St	TO	Bl	Pts	Avg	
1996-97	19	1	115	14	30	.467	0	0	---	6	12	.500	5	30	35	4	32	3	10	2	34	1.8	

Acquired Signed to a 10-day contract in Feb. 1997

Departed Free agent not re-signed in July 1997

ALL-TIME ROSTER



Courtney Lee

Years 2013-14 to 2015-16		College Western Kentucky										No 5					Pos G					
Season	G	GS	Min	FG	FGA	Pct	3fg	Att	Pct	FT	FTA	Pct	Off	Def	Total	Ast	PF	St	TO	Bl	Pts	Avg
2013-14	49	47	1469	205	431	.476	49	142	.345	81	90	.900	21	117	138	83	90	45	48	19	540	11.0
2014-15	77	74	2354	288	643	.448	90	224	.402	111	129	.860	21	157	178	151	129	75	78	12	777	10.1
2015-16	51	37	1489	192	419	.458	51	138	.370	76	92	.826	19	99	118	76	79	52	49	16	511	10.0
Total	177	158	5312	685	1493	.459	190	504	.377	268	311	.862	61	373	434	310	298	173	175	47	1828	10.3

Acquired As part of a three-team trade, traded by the Boston Celtics with a 2016 second round draft pick to the Memphis Grizzlies; Memphis traded Jerry Bayless to Boston and traded a 2014 second round draft pick and a 2017 second round draft pick to the Oklahoma City Thunder; Oklahoma City traded Ryan Gomes to Boston and traded cash considerations to Memphis on Jan. 7, 2014

Departed As part of a three-team trade, traded by Memphis to Charlotte; Charlotte traded two future second round draft picks and P.J. Hairston to Memphis and traded Brian Roberts to Miami; Miami traded two future second round draft picks and Chris Andersen to Memphis on Feb. 16, 2016



Jon Leuer

Years 2012-13 to 2014-15		College Wisconsin										No 30					Pos F					
Season	G	GS	Min	FG	FGA	Pct	3fg	Att	Pct	FT	FTA	Pct	Off	Def	Total	Ast	PF	St	TO	Bl	Pts	Avg
2012-13	19	0	96	15	24	.625	0	0	---	4	7	.571	8	16	24	3	10	4	3	0	34	1.8
2013-14	49	0	642	121	246	.492	23	49	.469	37	47	.787	37	121	158	20	63	18	27	13	302	6.2
2014-15	63	6	824	121	273	.443	7	29	.241	37	59	.627	50	157	207	46	86	17	35	9	286	4.5
Total	131	6	1562	257	543	.473	30	78	.385	78	113	.690	95	294	389	69	159	39	65	22	622	4.7

Acquired Traded by the Cleveland Cavaliers to the Memphis Grizzlies for Marreese Speights, Wayne Ellington, Josh Selby and a 2013 first round draft pick on Jan. 22, 2013

Departed Traded by Memphis to Phoenix for the draft rights to Andrew Harrison (44th overall) on June 25, 2015



Grant Long

Years 1999-00 to 2001-02		College Eastern Michigan										No 43					Pos F					
Season	G	GS	Min	FG	FGA	Pct	3fg	Att	Pct	FT	FTA	Pct	Off	Def	Total	Ast	PF	St	TO	Bl	Pts	Avg
1999-00	42	0	96	15	24	.625	0	0	---	4	7	.571	8	16	24	3	10	4	3	0	34	1.8
2000-01	66	27	1507	140	319	.439	4	15	.267	112	157	.713	76	198	274	83	160	72	62	15	396	6.0
2001-02	66	56	1868	164	385	.426	3	17	.176	86	123	.699	31	200	231	136	123	63	103	12	417	6.3
Total	174	84	4295	378	871	.434	7	36	.194	253	351	.720	193	546	739	262	391	180	214	37	1016	5.8

Acquired Signed as a free agent in Sept. 1999

Departed Free agent not re-signed in July 2002



Felipe Lopez

Years 1998-99 to 1999-00		College St. John's										No 13					Pos G					
Season	G	GS	Min	FG	FGA	Pct	3fg	Att	Pct	FT	FTA	Pct	Off	Def	Total	Ast	PF	St	TO	Bl	Pts	Avg
1998-99	47	32	1218	169	379	.446	12	44	.273	87	135	.644	69	97	166	62	128	49	82	14	437	9.3
1999-00	65	0	781	111	261	.425	3	18	.167	67	109	.615	59	65	124	44	94	32	53	17	292	4.5
Total	112	32	1999	280	640	.438	15	62	.242	154	244	.631	128	162	290	106	222	81	135	31	729	6.5

Acquired In a trade with San Antonio in June 1998 along with Carl Herrera in exchange for Antonio Daniels

Departed Traded to Washington in Aug. 2000 along with Obinani Ekezie, Cherokee Parks and Dennis Scott in exchange for Isaac Austin



Kyle Lowry

Years 2006-07 to 2008-09		College Villanova										No 1					Pos G					
Season	G	GS	Min	FG	FGA	Pct	3fg	Att	Pct	FT	FTA	Pct	Off	Def	Total	Ast	PF	St	TO	Bl	Pts	Avg
2006-07	10	0	175	14	38	.368	3	8	.375	25	28	.893	12	19	31	32	20	14	12	1	56	5.6
2007-08	82	9	2089	256	592	.432	36	140	.257	243	348	.698	41	209	250	296	185	92	127	22	791	9.6
2008-09	49	21	1071	112	272	.412	17	69	.246	129	161	.801	13	98	111	178	89	48	79	8	370	7.6
Total	141	30	3335	382	902	.424	56	217	.258	397	537	.739	66	326	392	506	294	154	218	31	1217	8.6

Acquired Selected by Memphis in the first round (24th overall) in the 2006 NBA Draft

Departed Traded to the Houston Rockets in exchange for the Orlando Magic's 2009 unprotected first round pick, Adonal Foyle, Mike Wilks and cash considerations as part of a three-team deal also involving Orlando on Feb. 19, 2009



Kalin Lucas

Years 2014-15		College Michigan State										No 27					Pos G					
Season	G	GS	Min	FG	FGA	Pct	3fg	Att	Pct	FT	FTA	Pct	Off	Def	Total	Ast	PF	St	TO	Bl	Pts	Avg
2014-15	1	0	6	0	1	.000	0	0	---	0	0	---	0	0	0	0	1	1	0	0	0	0

Acquired (1) Signed by Memphis as a free agent on Sept. 25, 2014; (2) Re-signed by Memphis as a Call-Up from the NBA Development League's Iowa Energy on Nov. 4, 2014; (3) Re-signed by Memphis as a Call-Up from the Iowa Energy on Nov. 19, 2014

Departed Waived on Oct. 25, 2014; (2) Waived on Nov. 9, 2014; (3) Waived on Nov. 20, 2014

INTRO

PLAYERS

EXECUTIVE

BASKETBALL OPS

BUSINESS OPS

MEDIA

COMMUNITY

HISTORY

PLAYOFFS

REVIEW

OPPONENTS

NBA

FEDERATION

AT A GLANCE



ALL-TIME ROSTER




George Lynch

Years 1996-97 to 1997-98		College North Carolina										No 34/9			Pos F							
Season	G	GS	Min	FG	FGA	Pct	3fg	Att	Pct	FT	FTA	Pct	Off	Def	Total	Ast	PF	St	TO	Bl	Pts	Avg
1996-97	41	27	1059	137	291	.471	8	31	.258	60	97	.619	98	163	261	76	97	63	64	17	342	8.3
1997-98	82	0	1493	248	516	.481	9	30	.300	111	158	.703	147	215	362	122	161	65	104	41	616	7.5
Total	123	27	2552	385	807	.477	17	61	.279	171	255	.671	245	378	623	198	258	128	168	58	958	7.8

Acquired In a trade with LA Lakers in July 1996 along with Anthony Peeler and a 2nd round pick in 1998 and 1999 for the Grizzlies 2nd round pick in 1998 and 1999

Departed Free agent not re-signed July 1998



Sam Mack

Years 1997-98 to 1998-99		College Houston										No 7			Pos G/F							
Season	G	GS	Min	FG	FGA	Pct	3fg	Att	Pct	FT	FTA	Pct	Off	Def	Total	Ast	PF	St	TO	Bl	Pts	Avg
1997-98	57	54	1414	222	559	.397	110	269	.409	62	77	.805	30	103	133	101	117	41	69	11	616	10.8
1998-99	19	15	577	86	212	.406	42	108	.389	28	30	.933	7	46	53	23	53	20	20	1	242	12.7
Total	76	69	1991	308	771	.399	152	377	.403	90	107	.841	37	149	186	124	170	61	89	12	858	11.3

Acquired In a trade with Houston in Oct. 1997 in exchange for a 2nd round draft pick

Departed Traded to Houston in March 1999 in exchange for Rodrick Rhoads



Shelvin Mack

Years 2018-19		College Butler										No 6			Pos G							
Season	G	GS	Min	FG	FGA	Pct	3fg	Att	Pct	FT	FTA	Pct	Off	Def	Total	Ast	PF	St	TO	Bl	Pts	Avg
2018-19	53	3	1204	161	389	.414	46	128	.359	53	75	.707	18	84	102	182	81	45	62	4	421	7.9

Acquired Signed a contract with Memphis on Aug. 7, 2018

Departed Traded by Memphis for Tyler Dorsey on Feb. 7, 2019



Rich Manning

Years 1995-96 to 1996-97		College Washington										No 15			Pos C							
Season	G	GS	Min	FG	FGA	Pct	3fg	Att	Pct	FT	FTA	Pct	Off	Def	Total	Ast	PF	St	TO	Bl	Pts	Avg
1995-96	29	0	311	49	113	.434	0	1	0.000	9	14	.643	16	39	55	7	37	3	17	6	107	3.7
1996-97	16	1	128	18	48	.375	2	3	.667	6	8	.750	8	15	23	2	18	3	5	1	44	2.8
Total	45	1	439	67	161	.416	2	4	.500	15	22	.682	24	54	78	9	55	6	22	7	151	3.4

Acquired 1) Signed to a free agent contract in Oct. 1995; 2) Signed to a free agent contract in Jan. 1996

Departed 1) Waived in Nov. 1995; 2) Waived in Jan. 1997



Cuonzo Martin

Years 1995-96		College Purdue										No 40			Pos G							
Season	G	GS	Min	FG	FGA	Pct	3fg	Att	Pct	FT	FTA	Pct	Off	Def	Total	Ast	PF	St	TO	Bl	Pts	Avg
1995-96	4	0	19	3	5	.600	3	3	1.000	0	2	.000	1	1	2	2	1	1	1	0	9	2.3

Acquired Signed to a 10-day contract in April 1996

Departed Free agent not re-signed in July 1996



Darrick Martin

Years 1995-96		College UCLA										No 5			Pos G							
Season	G	GS	Min	FG	FGA	Pct	3fg	Att	Pct	FT	FTA	Pct	Off	Def	Total	Ast	PF	St	TO	Bl	Pts	Avg
1995-96	24	0	402	59	131	.450	5	22	.227	38	46	.826	13	25	38	61	47	27	37	1	161	6.7

Acquired Signed as a free agent in Nov. 1995

Departed Traded to Minnesota in Jan. 1996 in exchange for a second round draft choice




Jarell Martin

Years 2015-16 to 2017-18		College Louisiana State										No 10			Pos F							
Season	G	GS	Min	FG	FGA	Pct	3fg	Att	Pct	FT	FTA	Pct	Off	Def	Total	Ast	PF	St	TO	Bl	Pts	Avg
2015-16	27	0	380	54	116	.466	0	2	.000	45	62	.726	39	47	86	15	58	8	19	7	153	5.7
2016-17	42	3	558	58	151	.384	9	25	.360	40	50	.800	42	120	162	8	91	17	28	9	165	3.9
2017-18	73	36	1661	221	496	.446	34	98	.347	89	116	.767	97	221	318	73	221	39	86	49	565	7.7
Total	142	39	2599	333	763	.436	43	125	.344	174	228	.763	178	388	566	96	360	64	133	65	883	6.2

Acquired Drafted by Memphis in the first round (25th overall) of the 2015 NBA Draft on June 25, 2015

Departed Traded by Memphis with cash considerations to Orlando for Dakari Johnson and the draft rights to Tyler Harvey on July 23, 2018

ALL-TIME ROSTER



Tony Massenburg

Years 1997-98 to 1998-99, 2000-01 to 2001-02 College Maryland No 44 Pos F/C

Season	G	GS	Min	FG	FGA	Pct	3fg	Att	Pct	FT	FTA	Pct	Off	Def	Total	Ast	PF	St	To	Bl	Pts	Avg
1997-98	61	13	894	148	309	.479	0	0	---	100	137	.730	80	152	232	21	123	25	60	24	396	6.5
1998-99	43	35	1143	189	388	.487	0	2	0.00	103	155	.665	83	174	257	23	108	26	64	39	481	11.2
2000-01	52	20	823	92	199	.462	0	0	---	49	70	.700	75	135	210	9	122	10	48	28	233	4.5
2001-02	73	31	1247	159	349	.456	1	1	1.000	84	117	.718	100	224	324	26	174	30	65	31	403	5.5
Total	229	99	4107	588	1245	.472	1	3	333	336	479	.701	338	685	1023	79	527	91	237	122	1513	6.6

Acquired 1) In a trade with Boston in Oct. 1997 along with a second round draft pick in exchange for Roy Rogers; 2) Signed as a free agent in Aug. 2000

Departed 1) Traded to Houston in a three-way deal in Aug. 1999; 2) Free agent not re-signed in July 2002

Dakota Mathias

Years 2021-22 College Purdue No 31 Pos G

Season	G	GS	Min	FG	FGA	Pct	3fg	Att	Pct	FT	FTA	Pct	Off	Def	Total	Ast	PF	St	To	Bl	Pts	Avg
2021-22	6	0	16	2	6	.333	2	6	.333	0	0	-	0	2	2	1	1	1	0	0	6	1.0

Acquired 1) Signed a 10-day contract under the NBA's COVID-related hardship exception on Dec. 30, 2021; 2) Signed a second 10-day contract under the NBA's COVID-related hardship exception on Jan. 14, 2022

Departed S1) Became a free agent on Jan. 9, 2022; 2) Became a free agent on Jan. 24, 2022



Lee Mayberry

Years 1996-97 to 1998-99 College Arkansas No 11 Pos G

Season	G	GS	Min	FG	FGA	Pct	3fg	Att	Pct	FT	FTA	Pct	Off	Def	Total	Ast	PF	St	To	Bl	Pts	Avg
1996-97	80	38	1952	149	370	.403	83	221	.376	29	46	.630	29	105	134	329	159	60	90	8	410	5.1
1997-98	79	32	1835	131	349	.375	63	180	.350	38	51	.745	19	95	114	349	164	65	113	10	363	4.6
1998-99	9	0	126	7	19	.368	2	10	.200	4	5	.800	0	3	3	23	13	7	11	0	20	2.2
Total	168	70	3913	287	738	.389	148	411	.360	71	102	.696	48	203	251	701	336	132	214	18	793	4.7

Acquired Signed as a free agent in July 1996

Departed Traded to Houston in a three-way deal in Aug. 1999

O.J. Mayo

Years 2008-09 to 2011-12 College USC No 32 Pos G

Season	G	GS	Min	FG	FGA	Pct	3fg	Att	Pct	FT	FTA	Pct	Off	Def	Total	Ast	PF	St	To	Bl	Pts	Avg
2008-09	82	82	3120	562	1283	.438	145	378	.384	247	281	.879	56	252	308	262	204	91	226	13	1516	18.5
2009-10	82	82	3113	542	1183	.458	136	355	.383	212	262	.809	61	250	311	242	174	98	176	17	1432	17.5
2010-11	71	17	1869	304	747	.407	96	264	.364	99	131	.756	35	135	170	145	127	73	99	26	803	11.3
2011-12	66	0	1771	300	736	.408	100	275	.364	133	172	.773	30	180	210	169	137	71	124	23	833	12.6
Total	301	181	9873	1708	3949	.433	477	1272	.375	691	846	.817	182	817	999	818	642	333	625	79	4584	15.2

Acquired Draft rights (third overall pick in the 2008 NBA Draft) traded by the Minnesota Timberwolves along with Marko Jaric, Antoine Walker and Greg Buckner in exchange for the draft rights to Kevin Love (fifth), Mike Miller, Brian Cardinal and Jason Collins on June 26, 2008

Departed Free agent not re-signed



Ray McCallum

Years 2015-16 High School Detroit Mercy No 5 Pos G

Season	G	GS	Min	FG	FGA	Pct	3fg	Att	Pct	FT	FTA	Pct	Off	Def	Total	Ast	PF	St	To	Bl	Pts	Avg
2015-16	10	3	219	28	79	.354	10	26	.385	3	5	.600	2	14	16	27	15	7	13	3	69	6.9

Acquired Signed by Memphis to the first of two 10-day contracts pursuant to the NBA's hardship rules on March 12, 2016

Departed Second 10-day contract expired on April 1, 2016



Sean McDermott

Years 2020-21 College Butler No 30 Pos G/F

Season	G	GS	Min	FG	FGA	Pct	3fg	Att	Pct	FT	FTA	Pct	Off	Def	Total	Ast	PF	St	To	Bl	Pts	Avg
2020-21	18	0	158	13	33	.394	5	22	.227	8	8	1.000	6	13	19	4	8	2	4	3	39	2.2

Acquired Signed a two-way contract on Nov. 24, 2020.

Departed Waived on Aug. 25, 2021.



INTRO

PLAYERS

EXECUTIVE

BASKETBALL OPS

BUSINESS OPS

MEDIA

COMMUNITY

HISTORY

PLAYOFFS

REVIEW

OPPONENTS

NBA

FEDERATION

AT A GLANCE



ALL-TIME ROSTER



Ben McLemore

Years 2017-18		College Kansas										No 23			Pos G/F							
Season	G	GS	Min	FG	FGA	Pct	3fg	Att	Pct	FT	FTA	Pct	Off	Def	Total	Ast	PF	St	TO	Bl	Pts	Avg
2017-18	56	17	1091	157	373	.421	55	159	.346	53	64	.828	34	105	139	51	139	38	61	15	422	7.5

Acquired Signed by Memphis to a multi-year contract on July 6, 2017.

Departed Traded by Memphis with Deyonta Davis, a 2021 second round draft pick and cash considerations for Garrett Temple on July 17, 2018.



De'Anthony Melton

Years 2019-20 to 2021-22		College USC										No 0			Pos G							
Season	G	GS	Min	FG	FGA	Pct	3fg	Att	Pct	FT	FTA	Pct	Off	Def	Total	Ast	PF	St	TO	Bl	Pts	Avg
2019-20	60	8	1167	161	401	.401	40	140	.286	93	121	.769	43	177	220	175	109	77	84	20	455	7.6
2020-21	52	1	1045	172	393	.438	87	211	.412	41	51	.804	30	131	161	132	85	60	66	31	472	9.1
2021-22	73	15	1657	281	695	.404	139	372	.374	90	120	.750	64	264	328	194	128	104	112	39	791	10.8
Total	185	24	4853	614	1489	.412	266	723	.368	224	292	.767	137	572	709	501	322	241	262	90	1718	9.3

Acquired Traded by Phoenix with Josh Jackson, a 2020 second round draft pick and a 2021 second round draft pick to Memphis for Jevon Carter and Kyle Korver on July 7, 2019

Departed Traded to Philadelphia for the draft rights to David Roddy (No. 23 in 2022) and Danny Green on June 24, 2022



Sam Merrill

Years 2021-22		College Utah State										No 25			Pos G							
Season	G	GS	Min	FG	FGA	Pct	3fg	Att	Pct	FT	FTA	Pct	Off	Def	Total	Ast	PF	St	TO	Bl	Pts	Avg
2021-22	6	0	58	8	24	.333	7	23	.304	2	4	.500	1	6	7	4	3	0	2	0	25	4.2

Acquired Traded by the Milwaukee Bucks with two future second round draft picks for Grayson Allen on Aug. 7, 2021.

Departed Waived on Jan. 1, 2022.



C.J. Miles

Years 2018-19		College Skyline HS (TX)										No 6			Pos F							
Season	G	GS	Min	FG	FGA	Pct	3fg	Att	Pct	FT	FTA	Pct	Off	Def	Total	Ast	PF	St	TO	Bl	Pts	Avg
2018-19	13	0	294	42	105	.400	24	66	.364	13	14	.929	1	26	27	14	17	8	9	5	121	9.3

Acquired Traded by Toronto with Jonas Valanciunas, Delon Wright and a 2024 second round draft pick to Memphis for Marc Gasol on Feb. 7, 2018

Departed Traded by Memphis to Washington for Dwight Howard on July 6, 2019



Darius Miles

Years 2008-09		High School East St. Louis HS (IL)										No 3			Pos F							
Season	G	GS	Min	FG	FGA	Pct	3fg	Att	Pct	FT	FTA	Pct	Off	Def	Total	Ast	PF	St	TO	Bl	Pts	Avg
2008-09	34	0	298	48	99	.485	1	6	.167	23	31	.742	19	38	57	17	32	11	21	20	120	3.5

Acquired Originally signed as a free agent on Dec. 13, 2008 but was waived on Jan. 7, 2009. Re-signed with the team to the first of two consecutive 10-day contracts on Jan. 10, 2009 before signing for the remainder of the season on Jan. 30, 2009

Departed Free agent not re-signed and renounced on July 9, 2009



Darko Milicic

Years 2007-08 to 2008-09		From Novi Sad, Serbia										No 31			Pos C							
Season	G	GS	Min	FG	FGA	Pct	3fg	Att	Pct	FT	FTA	Pct	Off	Def	Total	Ast	PF	St	TO	Bl	Pts	Avg
2007-08	70	64	1663	219	500	.438	0	1	.000	67	121	.554	127	297	424	58	185	32	101	114	505	7.2
2008-09	61	15	1034	137	266	.515	0	0	---	59	105	.562	83	181	264	34	134	22	48	51	333	5.5
Total	131	79	2697	356	766	.465	0	1	.000	126	226	.558	210	478	688	92	319	54	149	165	838	6.4

Acquired Signed as a free agent on July 13, 2007

Departed Traded to the New York Knicks in exchange for Quentin Richardson and cash considerations on June 25, 2009



INTRO

PLAYERS

EXECUTIVE

BASKETBALL OPS

BUSINESS OPS

MEDIA

COMMUNITY

HISTORY

PLAYOFFS

REVIEW

OPPONENTS

NBA

FEDERATION

AT A GLANCE



Mike Miller

Years 2002-03 to 2007-08, 2013-14		College Florida											No 33					Pos G/F										
Season	G	GS	Min	FG	FGA	Pct	3fg	Att	Pct	FT	FTA	Pct	Off	Def	Total	Ast	PF	St	TO	Bl	Pts	Avg						
2002-03	16	13	360	77	151	.510	22	44	.500	29	36	.806	6	49	55	31	34	6	26	5	205	12.8						
2003-04	65	65	1770	270	616	.436	80	215	.372	102	149	.766	42	174	216	232	162	59	107	14	722	11.1						
2004-05	76	51	2278	387	766	.505	140	323	.433	108	150	.720	36	264	300	220	197	54	127	23	1022	13.4						
2005-06	74	9	2268	354	760	.466	138	339	.407	168	210	.800	42	355	397	200	173	52	140	27	1014	13.7						
2006-07	70	69	2740	465	1010	.460	202	498	.406	161	203	.793	52	326	378	298	138	54	179	18	1293	18.5						
2007-08	70	70	2474	414	824	.502	155	359	.432	164	212	.774	51	416	467	240	145	35	182	16	1147	16.4						
2013-14	82	4	1707	213	443	.481	107	233	.459	46	56	.821	30	177	207	130	95	26	77	5	579	7.1						
Total	453	281	13597	2180	4570	.477	844	2011	.420	778	1008	.772	259	1761	2020	1351	944	286	838	108	5982	13.2						

Acquired 1) Traded by Orlando with Ryan Humphrey, a future first-round draft pick and a future second round draft pick for Gordan Giricek and Drew Gooden on Feb. 19, 2003; 2) Signed as a free agent on July 30, 2013

Departed 1) Traded by the Memphis Grizzlies with the draft rights to Kevin Love (fifth overall in 2008), Brian Cardinal and Jason Collins to the Minnesota Timberwolves for the draft rights to O.J. Mayo (third overall in 2008), Greg Buckner, Marko Jaric and Antoine Walker on June 24, 2009; 2) Free agent not re-signed



Eric Mobley

Years 1995-96 to 1996-97		College Pittsburgh											No 52					Pos C										
Season	G	GS	Min	FG	FGA	Pct	3fg	Att	Pct	FT	FTA	Pct	Off	Def	Total	Ast	PF	St	TO	Bl	Pts	Avg						
1995-96	34	1	611	72	131	.550	1	2	.500	37	83	.446	51	77	128	22	82	13	49	23	182	5.4						
1996-97	28	8	307	28	63	.444	0	0	---	16	30	.533	30	28	58	14	44	5	29	10	72	2.6						
Total	62	9	918	100	194	.515	1	2	.500	53	113	.469	81	105	186	36	126	18	78	33	254	4.1						

Acquired In a trade with Milwaukee in Nov. 1995 along with Eric Murdock in exchange for Benoit Benjamin

Departed Waived in Oct. 1997



Ja Morant

Years 2019-20 to 2021-22		College Murray State											No 12					Pos G										
Season	G	GS	Min	FG	FGA	Pct	3fg	Att	Pct	FT	FTA	Pct	Off	Def	Total	Ast	PF	St	TO	Bl	Pts	Avg						
2019-20	67	67	2074	447	937	.477	60	179	.335	239	308	.776	51	208	259	488	110	58	220	18	1193	17.8						
2020-21	63	63	2053	430	957	.449	73	241	.303	271	372	.728	59	193	252	465	87	57	203	13	1204	19.1						
2021-22	57	57	1889	580	1177	.493	88	256	.344	316	415	.761	77	248	325	384	86	66	196	22	1564	27.4						
Total	187	187	6016	1457	3071	.474	221	676	.327	826	1095	.754	187	649	836	1337	283	181	619	53	3961	21.2						

Acquired Selected by Memphis with the second overall pick in the first round of the 2019 NBA Draft on June 20, 2019; signed a multi-year extension on July 6, 2022



Darius Morris

Years 2013-14		College Michigan											No 7					Pos G										
Season	G	GS	Min	FG	FGA	Pct	3fg	Att	Pct	FT	FTA	Pct	Off	Def	Total	Ast	PF	St	TO	Bl	Pts	Avg						
2013-14	5	0	66	6	16	.375	2	7	.286	1	3	.333	4	4	8	8	3	3	6	0	15	3.0						

Acquired Signed a 10-day contract with Memphis on Feb. 3, 2014

Departed Not re-signed by Memphis on Feb. 14, 2014; 10-day contract expired



Lawrence Moten

Years 1995-96 to 1996-97		College Syracuse											No 7/21					Pos G										
Season	G	GS	Min	FG	FGA	Pct	3fg	Att	Pct	FT	FTA	Pct	Off	Def	Total	Ast	PF	St	TO	Bl	Pts	Avg						
1995-96	44	3	573	112	247	.453	18	55	.327	49	75	.653	36	25	61	50	54	29	44	8	291	6.6						
1996-97	67	18	1214	171	441	.388	41	141	.291	64	99	.646	43	76	119	129	83	48	81	24	447	6.7						
Total	111	21	1787	283	688	.411	59	196	.301	113	174	.649	79	101	180	179	137	77	125	32	738	6.6						

Acquired Drafted 36th overall by the Grizzlies in the 1995 NBA Draft

Departed Free agent not re-signed July 1997



Xavier Munford

Years 2015-16		College Rhode Island											No 14					Pos G										
Season	G	GS	Min	FG	FGA	Pct	3fg	Att	Pct	FT	FTA	Pct	Off	Def	Total	Ast	PF	St	TO	Bl	Pts	Avg						
2015-16	14	0	244	32	77	.416	9	23	.391	7	14	.500	3	28	31	22	25	13	15	3	80	5.7						

Acquired Signed by Memphis to the first of two 10-day contracts pursuant to the NBA's hardship rules on March 16, 2016 and signed a multi-year contract on April 7, 2016

Departed Became a free agent on July 1, 2016



ALL-TIME ROSTER



Eric Murdock

Years 1995-96	College Providence	No 14	Pos G																			
Season	G	GS	Min	FG	FGA	Pct	3fg	Att	Pct	FT	FTA	Pct	Off	Def	Total	Ast	PF	St	TO	Bl	Pts	Avg
1995-96	64	14	1480	220	521	.422	39	122	.320	106	131	.809	21	134	155	292	124	129	120	9	585	9.1

Acquired In a trade with Milwaukee in Nov. 1995 along with Eric Mobley in exchange for Benoit Benjamin
Departed Grizzlies renounced his rights in July 1996



Juan Carlos Navarro

Years 2007-08	From Saint Feliu de Llobregat, Spain	No 2	Pos G																			
Season	G	GS	Min	FG	FGA	Pct	3fg	Att	Pct	FT	FTA	Pct	Off	Def	Total	Ast	PF	St	TO	Bl	Pts	Avg
2007-08	82	30	2117	308	766	.402	156	432	.361	124	146	.849	34	176	210	177	94	48	134	1	696	10.9

Acquired Draft rights traded from Washington for a future protected first round pick on Aug. 17, 2007
Departed Signed with F.C. Barcelona (Spain) on June 18, 2008



Makhtar N'Diaye

Years 1998-99	College North Carolina	No 40	Pos F																			
Season	G	GS	Min	FG	FGA	Pct	3fg	Att	Pct	FT	FTA	Pct	Off	Def	Total	Ast	PF	St	TO	Bl	Pts	Avg
1998-99	4	0	27	1	4	.250	0	0	---	3	4	.750	3	2	5	1	9	0	1	1	5	1.3

Acquired Signed as a free agent in Jan. 1999
Departed Traded to Orlando in a three-way deal in Aug. 1999



Ivano Newbill

Years 1997-98	College Georgia Tech	No 40	Pos C																			
Season	G	GS	Min	FG	FGA	Pct	3fg	Att	Pct	FT	FTA	Pct	Off	Def	Total	Ast	PF	St	TO	Bl	Pts	Avg
1997-98	28	2	249	20	57	.351	1	1	1.000	17	30	.567	24	45	69	9	38	10	17	3	58	2.1


Acquired Signed as a free agent in Sept. 1997
Departed Free agent not re-signed July 1998



Joakim Noah

Years 2018-19	College Florida	No 55	Pos C																			
Season	G	GS	Min	FG	FGA	Pct	3fg	Att	Pct	FT	FTA	Pct	Off	Def	Total	Ast	PF	St	TO	Bl	Pts	Avg
2018-19	42	1	693	110	213	.516	0	1	.000	78	109	.716	58	180	238	89	96	20	50	31	298	7.1

Acquired Signed a contract with Memphis on Dec. 3, 2018
Departed Became a free agent on July 1, 2019



Moochie Norris

Years 1996-97	College West Florida	No 10	Pos G																			
Season	G	GS	Min	FG	FGA	Pct	3fg	Att	Pct	FT	FTA	Pct	Off	Def	Total	Ast	PF	St	TO	Bl	Pts	Avg
1996-97	8	0	89	4	22	.182	2	10	.200	2	5	.400	3	9	12	23	5	4	5	0	12	1.5

Acquired Signed as a free agent in Dec. 1996
Departed Waived in Dec. 1996



Bo Outlaw

Years 2003-04	College Houston	No 45	Pos F																			
Season	G	GS	Min	FG	FGA	Pct	3fg	Att	Pct	FT	FTA	Pct	Off	Def	Total	Ast	PF	St	TO	Bl	Pts	Avg
2003-04	82	1	1606	159	312	.510	0	4	.000	61	116	.526	125	217	342	90	170	73	69	70	379	4.6

Acquired Traded by Phoenix along with Jake Tsakalidis in exchange for Brevin Knight, Cezary Trybanski and Robert Archibald on Sept. 30, 2003
Departed Waived Nov. 1, 2004

ALL-TIME ROSTER



Chris Owens

Years 2002-03		College Texas										No 20			Pos F							
Season	G	GS	Min	FG	FGA	Pct	3fg	Att	Pct	FT	FTA	Pct	Off	Def	Total	Ast	PF	St	TO	Bl	Pts	Avg
2002-03	1	0	6	2	3	.667	0	0	---	0	0	---	1	0	1	0	0	0	0	0	4	4.0

Acquired Selected by the Milwaukee Bucks in the second round (48th overall pick) in the 2002 NBA Draft. Draft rights traded by the Bucks to the Memphis Grizzlies for the 2003 second-round draft pick

Departed Free agent not re-signed in July 2003



Scott Padgett

Years 2006-07		College Kentucky										No 34			Pos F							
Season	G	GS	Min	FG	FGA	Pct	3fg	Att	Pct	FT	FTA	Pct	Off	Def	Total	Ast	PF	St	TO	Bl	Pts	Avg
1999-00	7	0	33	1	7	.143	0	4	.000	0	2	.000	5	4	9	0	2	1	1	0	2	0.3

Acquired Traded to Memphis by Houston in exchange for Jake Tsakalidis on Feb. 13, 2007

Departed Waived by Memphis on April 4, 2007



Mitt Palacio

Years 1999-00		College Colorado State										No 5			Pos G							
Season	G	GS	Min	FG	FGA	Pct	3fg	Att	Pct	FT	FTA	Pct	Off	Def	Total	Ast	PF	St	TO	Bl	Pts	Avg
1999-00	53	0	394	43	98	.439	0	2	.000	22	37	.595	17	34	51	48	32	20	44	0	108	2.0

Acquired Signed as a free agent in Sept. 1999

Departed Free agent not re-signed July 2000




Jeremy Pargo

Years 2011-12		College Gonzaga										No 1			Pos G							
Season	G	GS	Min	FG	FGA	Pct	3fg	Att	Pct	FT	FTA	Pct	Off	Def	Total	Ast	PF	St	TO	Bl	Pts	Avg
2011-12	44	5	424	50	150	.333	10	38	.263	16	27	.593	12	25	37	55	46	15	46	0	126	2.9

Acquired Signed as a free agent on Dec. 10, 2011

Departed Traded to the Cleveland Cavaliers with a 2014 second round pick and cash considerations for D.J. Kennedy on July 25, 2012



Chandler Parsons

Years 2016-17 to 2018-19		College Florida										No 25			Pos F							
Season	G	GS	Min	FG	FGA	Pct	3fg	Att	Pct	FT	FTA	Pct	Off	Def	Total	Ast	PF	St	TO	Bl	Pts	Avg
2016-17	34	34	675	75	222	.338	25	93	.269	35	43	.814	6	78	84	55	52	20	24	5	210	6.2
2017-18	36	8	691	108	234	.462	51	121	.421	17	27	.630	14	76	90	69	53	18	35	11	284	7.9
2018-19	25	3	496	68	182	.374	29	94	.309	22	25	.880	4	66	70	43	45	19	32	5	187	7.5
Total	95	45	1862	251	638	.393	105	308	.341	74	95	.779	24	220	244	167	150	57	91	21	681	7.2

Acquired Signed by Memphis to a multi-year contract on July 7, 2016

Departed Traded by Memphis to Atlanta for Solomon Hill and Miles Plumlee on July 7, 2019



Cherokee Parks

Years 1998-99 to 1999-00		College Duke										No 1			Pos F/C							
Season	G	GS	Min	FG	FGA	Pct	3fg	Att	Pct	FT	FTA	Pct	Off	Def	Total	Ast	PF	St	TO	Bl	Pts	Avg
1998-99	48	41	1118	118	275	.429	0	1	.000	30	55	.545	75	168	243	36	114	28	49	28	266	5.5
1999-00	56	8	202	35	72	.497	0	1	.000	24	37	.649	55	128	183	35	115	29	28	45	168	3.0
Total	104	55	1926	190	420	.452	0	2	.000	54	92	.587	130	296	426	71	229	57	77	73	434	4.2

Acquired Signed as a free agent in Jan. 1999

Departed Traded to Washington in Aug. 2000 along with Obinna Ekezie, Felipe Lopez and Dennis Scott in exchange for Isaac Austin



Anthony Peeler

Years 1996-97 to 1997-98		College Missouri										No 7/1			Pos G							
Season	G	GS	Min	FG	FGA	Pct	3fg	Att	Pct	FT	FTA	Pct	Off	Def	Total	Ast	PF	St	TO	Bl	Pts	Avg
1996-97	72	57	2291	402	1011	.398	128	343	.373	109	133	.820	54	193	247	256	168	105	157	17	1041	14.5
1997-98	8	8	202	35	72	.486	5	19	.263	4	6	.667	6	14	20	23	16	9	6	0	79	9.9
Total	80	65	2493	437	1083	.404	133	362	.367	113	139	.813	60	207	267	279	184	114	163	17	1120	14.0

Acquired In a trade with LA Lakers in July 1996 along with George Lynch and a second round pick in 1998 and 1999 for the Grizzlies second round pick in 1998 and 1999

Departed Traded to Minnesota on Feb. 18, 1998 in exchange for Doug West

INTRO

PLAYERS

EXECUTIVE

BASKETBALL OPS

BUSINESS OPS

MEDIA

COMMUNITY

HISTORY

PLAYOFFS

REVIEW


OPPONENTS

NBA

FEDERALISM AT A GLANCE



ALL-TIME ROSTER



Elliot Perry

Years		College Memphis										No 5			Pos G							
Season	G	GS	Min	FG	FGA	Pct	3fg	Att	Pct	FT	FTA	Pct	Off	Def	Total	Ast	PF	St	TO	Bl	Pts	Avg
2001-02	2	0	48	5	10	.500	0	0	---	1	2	.500	0	4	4	7	6	3	7	0	11	5.5

Acquired Signed to a 10-day contract in Feb. 2002
Departed Free agent not re-signed in Feb. 2002



Wesley Person

Years		College Auburn										No 1			Pos G/F							
Season	G	GS	Min	FG	FGA	Pct	3fg	Att	Pct	FT	FTA	Pct	Off	Def	Total	Ast	PF	St	TO	Bl	Pts	Avg
2002-03	66	44	1941	274	601	.456	100	231	.433	79	97	.814	24	168	192	112	64	42	56	19	727	11.0
2003-04	16	0	284	33	107	.308	11	43	.256	6	8	.750	2	16	18	23	11	5	16	2	83	5.2
Total	82	44	2225	307	708	.433	111	274	.405	85	105	.810	26	184	210	135	75	47	72	21	75	1.1


Acquired Traded by the Cavaliers to the Memphis Grizzlies for Nick Anderson and the draft rights to Mark Barnes on June 26, 2002
Departed Traded to Portland with a conditional first round draft pick and cash considerations in Dec. 2003 in exchange for Bonzi Wells



Dexter Pittman

Years		College Texas										No 45			Pos C							
Season	G	GS	Min	FG	FGA	Pct	3fg	Att	Pct	FT	FTA	Pct	Off	Def	Total	Ast	PF	St	TO	Bl	Pts	Avg
2012-13	7	0	20	1	6	.167	0	0	---	0	3	.000	3	2	5	0	4	0	1	0	2	0.3

Acquired Traded by the Miami Heat with a 2013 second round draft pick and cash considerations to the Memphis Grizzlies for the draft rights to Ricky Sanchez on Feb. 21, 2013
Departed Waived on April 14, 2013



Quincy Pondexter

Years		College Washington										No 20, 8			Pos G/F							
Season	G	GS	Min	FG	FGA	Pct	3fg	Att	Pct	FT	FTA	Pct	Off	Def	Total	Ast	PF	St	TO	Bl	Pts	Avg
2011-12	64	8	1736	181	419	.452	22	73	.301	33	53	.623	55	71	126	27	90	27	30	5	271	4.2
2012-13	59	1	1243	128	299	.428	60	152	.395	59	75	.787	43	89	132	61	95	35	42	6	375	6.4
2013-14	15	2	270	31	79	.392	11	34	.324	21	26	.808	10	16	26	20	18	5	15	1	94	6.3
2014-15	30	2	540	48	135	.356	17	73	.233	21	30	.700	20	37	57	28	47	5	10	5	134	4.5
Total	168	13	3055	315	752	.419	110	332	.365	134	184	.728	128	213	341	136	250	72	97	17	874	5.2

Acquired Traded by the New Orleans Hornets to the Memphis Grizzlies for Greivis Vasquez on Dec. 24, 2011
Departed: As part of a three-team trade, traded by Memphis with a 2015 second round draft pick to the New Orleans Pelicans; Memphis traded Tayshaun Prince and a future first round draft pick to the Boston Celtics; Boston traded Jeff Green to Memphis; New Orleans traded Austin Rivers to Boston and Russ Smith to Memphis on Jan. 12, 2015



Yves Pons

Years		College Tennessee										No 25			Pos G							
Season	G	GS	Min	FG	FGA	Pct	3fg	Att	Pct	FT	FTA	Pct	Off	Def	Total	Ast	PF	St	TO	Bl	Pts	Avg
2021-22	12	0	71	5	16	.313	3	9	.333	0	2	.000	5	7	12	1	6	1	1	4	13	1.1

Acquired Signed as a free agent on Aug. 9, 2021; converted to a two-way contract on Sept. 23, 2021
Departed Became a free agent on July 1, 2022



Jontay Porter

Years		College Missouri										No 4			Pos F/C							
Season	G	GS	Min	FG	FGA	Pct	3fg	Att	Pct	FT	FTA	Pct	Off	Def	Total	Ast	PF	St	TO	Bl	Pts	Avg
2020-21	11	0	54	8	15	.533	3	8	.375	3	5	.600	4	10	14	1	12	3	7	1	22	2.0

Acquired Signed a multi-year contract on March 8, 2020; re-signed a multi-year contract on Nov. 22, 2020.
Departed Waived on July 31, 2021.



James Posey

Years		College Xavier										No 41			Pos G/F							
Season	G	GS	Min	FG	FGA	Pct	3fg	Att	Pct	FT	FTA	Pct	Off	Def	Total	Ast	PF	St	TO	Bl	Pts	Avg
2003-04	82	82	2451	368	770	.422	112	290	.332	278	335	.818	92	311	403	122	248	137	112	40	1126	13.7
2004-05	50	18	1382	127	356	.357	55	178	.309	96	111	.865	45	174	219	88	134	48	69	23	405	8.1
Total	132	100	3833	495	1126	.440	167	468	.357	374	446	.839	137	485	622	210	382	185	181	63	1531	11.6

Acquired Signed as a free agent on July 24, 2003
Departed Traded to Miami along with Andre Emmett and Jason Williams as part of a five-team trade on Aug. 2, 2005

ALL-TIME ROSTER



Leon Powe

Years 2010-11		College California							No 7					Pos F/C								
Season	G	GS	Min	FG	FGA	Pct	3fg	Att	Pct	FT	FTA	Pct	Off	Def	Total	Ast	PF	St	TO	Bl	Pts	Avg
2010-11	16	0	141	30	60	.500	0	2	.000	28	46	.609	8	17	25	5	24	3	7	1	88	5.5

Acquired Signed as a free agent on March 5, 2011

Departed Free agent not re-signed




Brent Price

Years 1999-00 to 2000-01		College Oklahoma							No 20					Pos G								
Season	G	GS	Min	FG	FGA	Pct	3fg	Att	Pct	FT	FTA	Pct	Off	Def	Total	Ast	PF	St	TO	Bl	Pts	Avg
1999-00	41	0	424	41	119	.345	25	68	.368	34	39	.872	8	29	37	69	63	17	47	1	141	3.4
2000-01	6	0	30	3	11	.273	1	4	.250	6	7	.857	1	3	4	5	8	2	4	0	13	2.2
Total	47	0	454	44	130	.338	26	72	.361	40	46	.870	9	32	41	74	71	19	51	1	154	3.3

Acquired In a three-team trade with Houston and Orlando in Aug. 1999

Departed Traded to Sacramento in June 2001 with Mike Bibby in exchange for Jason Williams and Nick Anderson



Tayshaun Prince

Years 2012-13 to 2014-15		College Kentucky							No 21					Pos F								
Season	G	GS	Min	FG	FGA	Pct	3fg	Att	Pct	FT	FTA	Pct	Off	Def	Total	Ast	PF	St	TO	Bl	Pts	Avg
2012-13	37	36	1174	144	336	.429	15	41	.366	22	37	.595	29	126	155	85	41	27	35	12	325	8.8
2013-14	76	76	1948	200	492	.407	20	69	.290	34	60	.567	32	202	234	119	63	39	41	19	454	6.0
2014-15	26	9	628	75	183	.410	15	33	.455	25	30	.833	21	62	83	37	22	9	15	6	190	7.3
Total	139	121	3750	419	1011	.414	50	143	.350	81	127	.638	82	390	472	241	126	75	91	37	969	7.0

Acquired As part of a three-team trade, traded by the Detroit Pistons with Austin Daye to the Memphis Grizzlies; Memphis traded Rudy Gay and Hamed Haddadi to the Toronto Raptors; Toronto traded Ed Davis and a 2013 second round draft pick to Memphis and traded Jose Calderon to Detroit on Jan. 30, 2013

Departed As part of a three-team trade, traded by Memphis with a future first round draft pick to the Boston Celtics; Memphis traded Quincy Pondexter and a 2015 second round draft pick to the New Orleans Pelicans; Boston traded Jeff Green to Memphis; New Orleans traded Austin Rivers to Boston and Russ Smith to Memphis on Jan. 12, 2015



Ivan Rabb

Years 2017-18 to 2018-19		College California							No 10					Pos F								
Season	G	GS	Min	FG	FGA	Pct	3fg	Att	Pct	FT	FTA	Pct	Off	Def	Total	Ast	PF	St	TO	Bl	Pts	Avg
2017-18	36	5	516	86	152	.566	0	0	---	29	36	.806	53	105	158	32	55	12	35	13	201	5.6
2018-19	49	13	721	116	212	.547	3	15	.200	49	69	.710	70	136	206	54	90	17	35	14	284	5.8
Total	85	18	1237	202	364	.555	3	15	.200	78	105	.743	123	241	364	86	145	29	70	27	485	5.7

Acquired Draft rights (35th overall in 2017) traded by Orlando to Memphis for a 2019 second round draft pick on June 22, 2017.

Departed Waived on Oct. 19, 2019.



Zach Randolph

Years 2009-10 to 2016-17		College Michigan State							No 50					Pos F								
Season	G	GS	Min	FG	FGA	Pct	3fg	Att	Pct	FT	FTA	Pct	Off	Def	Total	Ast	PF	St	TO	Bl	Pts	Avg
2009-10	81	81	3050	652	1336	.488	15	52	.288	362	465	.778	330	620	950	149	226	80	174	34	1681	20.8
2010-11	75	74	2724	598	1188	.503	8	43	.186	300	396	.758	326	588	914	163	175	63	151	25	1504	20.1
2011-12	28	8	735	132	285	.463	2	8	.250	58	88	.659	78	147	225	48	57	21	40	4	324	11.6
2012-13	76	75	2607	471	1024	.460	2	23	.087	225	300	.750	310	544	854	108	180	61	150	31	1169	15.4
2013-14	79	79	2705	560	1198	.467	2	20	.100	250	337	.742	265	530	795	200	210	54	183	23	1372	17.4
2014-15	71	71	2304	454	932	.487	7	20	.350	228	298	.765	225	522	747	153	175	69	156	14	1143	16.1
2015-16	68	53	2016	431	907	.475	6	26	.231	172	216	.796	179	350	529	142	146	43	105	13	1040	15.3
2016-17	73	5	1786	433	964	.449	21	94	.223	141	193	.731	182	416	598	122	136	38	99	10	1028	14.1
Total	551	446	17928	3731	7834	.476	63	286	.220	1736	2293	.757	1895	3717	5612	1085	1305	429	1058	154	9261	16.8

Acquired Traded by the Los Angeles Clippers in exchange for Quentin Richardson on July 17, 2009

Departed Became a free agent on July 1, 2017.

Xavier Rathan-Mayes

Years 2017-18		College Florida State							No 22					Pos G								
Season	G	GS	Min	FG	FGA	Pct	3fg	Att	Pct	FT	FTA	Pct	Off	Def	Total	Ast	PF	St	TO	Bl	Pts	Avg
2017-18	5	0	118	12	42	.286	1	14	.071	4	9	.444	0	5	5	18	18	6	11	3	29	5.8

Acquired Signed by Memphis to a 10-day contract as a Call-Up from the NBA G League's Westchester Knicks on March 5, 2018

Departed Waived on March 14, 2018



INTRO

PLAYERS

EXECUTIVE

BASKETBALL OPS

BUSINESS OPS

MEDIA

COMMUNITY

HISTORY

PLAYOFFS

REVIEW

OPPONENTS

NBA

FEDERATION

AT A GLANCE



ALL-TIME ROSTER



Bryant Reeves

Years 1995-96 to 2001-02				College Oklahoma State				No 50				Pos C										
Season	G	GS	Min	FG	FGA	Pct	3fg	Att	Pct	FT	FTA	Pct	Off	Def	Total	Ast	PF	St	TO	Bl	Pts	Avg
1995-96	77	63	2460	401	877	.457	0	3	.000	219	299	.732	178	392	570	109	226	43	157	55	1021	13.3
1996-97	75	75	2777	498	1025	.486	1	11	.091	216	307	.704	174	436	610	160	270	29	175	67	1213	16.2
1997-98	74	74	2527	492	941	.523	0	4	.000	223	316	.706	196	389	585	155	278	39	156	80	1207	16.3
1998-99	25	14	702	102	251	.406	0	1	.000	67	116	.578	50	88	138	37	103	13	47	8	271	10.8
1999-00	69	67	1773	252	562	.448	0	4	.000	107	165	.648	126	264	390	82	245	33	119	38	611	8.9
2000-01	75	48	1832	254	552	.460	1	4	.250	113	142	.796	132	320	452	80	243	43	90	54	622	8.3
Total	395	341	12071	1999	4208	.475	2	27	.074	945	1345	.703	856	1889	2745	623	1365	200	744	302	4945	12.5

Acquired Drafted sixth overall by the Grizzlies in the 1995 NBA Draft
Departed Retired Jan. 29, 2002



Rodrick Rhodes

Years 1998-99				College USC				No 12				Pos G/F										
Season	G	GS	Min	FG	FGA	Pct	3fg	Att	Pct	FT	FTA	Pct	Off	Def	Total	Ast	PF	St	TO	Bl	Pts	Avg
1998-99	10	1	123	11	44	.250	1	7	.143	11	19	.579	7	6	13	10	16	4	15	2	34	3.4

Acquired In a trade with Houston in March 1999 in exchange for Sam Mack
Departed Traded to Orlando in a three-way deal in Aug. 1999



Jeremy Richardson

Years 2007-08				College Delta State				No 3				Pos G/F										
Season	G	GS	Min	FG	FGA	Pct	3fg	Att	Pct	FT	FTA	Pct	Off	Def	Total	Ast	PF	St	TO	Bl	Pts	Avg
2007-08	3	0	15	0	6	.000	0	2	.000	0	0	---	0	1	1	1	2	0	1	0	0	0.0

Acquired Signed by Memphis as a free agent on Dec. 20, 2007
Departed Waived on Jan. 7, 2008



Anthony Roberson

Years 2005-06				College Florida				No 3				Pos G										
Season	G	GS	Min	FG	FGA	Pct	3fg	Att	Pct	FT	FTA	Pct	Off	Def	Total	Ast	PF	St	TO	Bl	Pts	Avg
2005-06	16	0	88	14	31	.452	5	10	.500	2	2	1.000	0	6	6	5	6	1	3	0	35	2.2

Acquired Signed by the Grizzlies as a free agent on Aug. 18, 2005
Departed Waived by the Grizzlies in July 2006



Lawrence Roberts

Years 2005-06 to 2006-07				College Mississippi State				No 44				Pos F										
Season	G	GS	Min	FG	FGA	Pct	3fg	Att	Pct	FT	FTA	Pct	Off	Def	Total	Ast	PF	St	TO	Bl	Pts	Avg
2005-06	33	0	181	20	44	.455	0	2	.000	11	23	.478	26	23	49	5	30	8	5	2	51	1.5
2006-07	54	18	969	94	208	.452	0	2	.000	95	131	.725	101	160	261	30	133	36	36	13	283	5.2
Total	87	18	1150	114	252	.452	0	4	.000	106	154	.688	127	183	310	35	163	44	41	15	334	3.8

Acquired Draft rights traded to Memphis by Seattle in exchange for two future second round draft picks and cash considerations on June 28, 2005
Departed Free agent not re-signed July 2007



Chris Robinson

Years 1996-97 to 1997-98				College Western Kentucky				No 5				Pos G										
Season	G	GS	Min	FG	FGA	Pct	3fg	Att	Pct	FT	FTA	Pct	Off	Def	Total	Ast	PF	St	TO	Bl	Pts	Avg
1996-97	41	6	681	69	182	.379	34	89	.382	16	26	.615	23	48	71	65	85	28	34	9	188	4.6
1997-98	16	0	143	23	63	.365	7	24	.292	1	2	.500	0	13	13	10	21	7	15	1	54	3.4
Total	57	6	824	92	245	.376	41	113	.363	17	28	.607	23	61	84	75	106	35	49	10	242	4.2

Acquired Drafted 51st overall by the Grizzlies in the 1996 NBA Draft
Departed Traded to Sacramento in Feb. 1998 along with Otis Thorpe in exchange for Michael Smith and Bobby Hurley



Larry Robinson

Years 1997-98				College Centenary				No 6				Pos G										
Season	G	GS	Min	FG	FGA	Pct	3fg	Att	Pct	FT	FTA	Pct	Off	Def	Total	Ast	PF	St	TO	Bl	Pts	Avg
1997-98	6	0	41	6	19	.316	3	6	.500	2	2	1.000	2	10	12	1	0	4	2	0	17	2.8

Acquired Signed to a 10-day contract in March 1998
Departed Free agent not re-signed July 1998

ALL-TIME ROSTER



Roy Rogers

Years 1996-97		College Alabama										No 44			Pos F							
Season	G	GS	Min	FG	FGA	Pct	3fg	Att	Pct	FT	FTA	Pct	Off	Def	Total	Ast	PF	St	TO	Bl	Pts	Avg
1996-97	82	50	1848	244	483	.505	1	1	1.000	54	94	.574	139	247	386	46	214	21	86	163	543	6.6

Acquired Drafted 22nd overall by the Grizzlies in the 1996 NBA Draft
Departed Traded to Boston in Oct. 1997 in exchange for Tony Massenburg and a 2nd round draft pick



Quinton Ross

Years 2008-09		College Southern Methodist										No 13			Pos F/G							
Season	G	GS	Min	FG	FGA	Pct	3fg	Att	Pct	FT	FTA	Pct	Off	Def	Total	Ast	PF	St	TO	Bl	Pts	Avg
2008-09	68	7	1164	99	259	.382	33	88	.375	34	42	.810	29	97	126	47	114	32	36	14	265	3.9

Acquired Signed as a free agent on Sept. 28, 2008
Departed Contract expired on June 30, 2009



Jason Sasser

Years 1998-99		College Texas Tech										No 23			Pos F							
Season	G	GS	Min	FG	FGA	Pct	3fg	Att	Pct	FT	FTA	Pct	Off	Def	Total	Ast	PF	St	TO	Bl	Pts	Avg
1998-99	6	0	39	5	11	.455	0	0	---	1	2	.500	2	5	7	2	4	2	2	0	11	1.8

Acquired Signed as a free agent in Jan. 1999
Departed Waived in Feb. 1999



Byron Scott

Years 1995-96		College Arizona State										No 4			Pos G							
Season	G	GS	Min	FG	FGA	Pct	3fg	Att	Pct	FT	FTA	Pct	Off	Def	Total	Ast	PF	St	TO	Bl	Pts	Avg
1995-96	80	0	1894	271	676	.401	74	221	.335	203	243	.835	40	152	192	123	126	63	100	22	819	10.2

Acquired In the 1995 Expansion Draft (from Indiana 18th overall)
Departed Waived in July 1996



Dennis Scott

Years 1999-00		College Georgia Tech										No 9			Pos F							
Season	G	GS	Min	FG	FGA	Pct	3fg	Att	Pct	FT	FTA	Pct	Off	Def	Total	Ast	PF	St	TO	Bl	Pts	Avg
1999-00	66	0	1263	125	333	.375	71	189	.376	48	57	.842	16	90	106	69	104	29	30	9	369	5.6

Acquired Signed as a free agent in Aug. 1999
Departed Traded to Washington in Aug. 2000 along with Obinna Ekezie, Felipe Lopez and Cherokee Parks in exchange for Isaac Austin



Josh Selby

Years 2011-12 to 2012-13		College Kansas										No 2			Pos G							
Season	G	GS	Min	FG	FGA	Pct	3fg	Att	Pct	FT	FTA	Pct	Off	Def	Total	Ast	PF	St	TO	Bl	Pts	Avg
2011-12	28	0	237	25	72	.347	2	15	.133	11	14	.786	2	13	15	30	17	7	29	0	63	2.3
2012-13	10	0	59	6	22	.273	1	6	.167	7	11	.636	0	5	5	4	7	2	7	0	20	2.0
Total	38	0	296	31	94	.330	3	21	.143	18	25	.720	2	18	20	34	24	9	36	0	83	2.2

Acquired Selected by Memphis in the second round (49th overall) in the 2011 NBA Draft
Departed Traded with Marreese Speights, Wayne Ellington and a 2013 first round draft pick to the Cleveland Cavaliers for Jon Leuer on Jan. 22, 2013



Wayne Selden Jr.

Years 2016-17 to 2018-19		College Kansas										No 7			Pos G/F							
Season	G	GS	Min	FG	FGA	Pct	3fg	Att	Pct	FT	FTA	Pct	Off	Def	Total	Ast	PF	St	TO	Bl	Pts	Avg
2016-17	11	2	189	20	50	.400	3	21	.143	12	18	.667	1	10	11	12	12	4	9	1	55	5.0
2017-18	35	9	692	116	269	.431	49	122	.402	44	59	.746	16	40	56	66	59	18	54	5	325	9.3
2018-19	32	0	455	65	161	.404	20	63	.317	22	29	.759	16	28	44	36	48	10	23	6	172	5.4
Total	78	11	1336	201	480	.419	72	206	.350	78	106	.736	33	78	111	114	119	32	86	12	552	7.1

Acquired 1) Signed by Memphis on July 26, 2016; 2) Signed by Memphis to a multi-year contract on March 18, 2017 and re-signed on July 1, 2017
Departed 1) Waived by Memphis on Oct. 22, 2016; 2) Traded by Memphis with MarShon Brooks and two future second round draft picks (2019, 2020) to Chicago for Justin Holiday on Jan. 4, 2019

INTRO

PLAYERS

EXECUTIVE

BASKETBALL OPS

BUSINESS OPS

MEDIA

COMMUNITY

HISTORY

PLAYOFFS

REVIEW

OPPONENTS

NBA

FEDERATION

AT A GLANCE



ALL-TIME ROSTER



Kobi Simmons

Years 2017-18		College Arizona										No 2			Pos G							
Season	G	GS	Min	FG	FGA	Pct	3fg	Att	Pct	FT	FTA	Pct	Off	Def	Total	Ast	PF	St	TO	Bl	Pts	Avg
2017-18	32	12	643	80	189	.423	11	39	.282	25	25	1.000	14	36	50	68	61	18	44	5	196	6.1

Acquired Signed by Memphis to a two-way contract on July 1, 2017

Departed Waived on Aug. 28, 2018



Brian Skinner

Years 2011-12		College Baylor										No 3			Pos F/C							
Season	G	GS	Min	FG	FGA	Pct	3fg	Att	Pct	FT	FTA	Pct	Off	Def	Total	Ast	PF	St	TO	Bl	Pts	Avg
2011-12	1	0	4	0	1	.000	0	0	---	0	0	---	0	0	0	0	1	0	0	0	0	0.0

Acquired Signed as a free agent on Dec. 10, 2011

Departed Waived on Dec. 29, 2011




Ish Smith

Years 2010-11		College Wake Forest										No 5			Pos G							
Season	G	GS	Min	FG	FGA	Pct	3fg	Att	Pct	FT	FTA	Pct	Off	Def	Total	Ast	PF	St	TO	Bl	Pts	Avg
2010-11	15	0	113	11	32	.344	0	2	.000	5	11	.455	1	4	5	15	11	5	8	0	27	1.8

Acquired Traded by the Houston Rockets with Shane Battier in exchange for Hasheem Thabeet, DeMarre Carroll and a future, lottery-protected first round draft pick on Feb. 24, 2011

Departed Waived on Dec. 14, 2011



Michael Smith

Years 1997-98 to 1998-99		College Providence										No 34			Pos F							
Season	G	GS	Min	FG	FGA	Pct	3fg	Att	Pct	FT	FTA	Pct	Off	Def	Total	Ast	PF	St	TO	Bl	Pts	Avg
1997-98	30	29	706	67	133	.504	0	1	.000	48	73	.658	85	121	206	59	60	26	36	6	182	6.1
1998-99	48	10	1098	77	144	.535	0	1	.000	76	128	.594	135	215	350	48	107	46	60	18	230	4.8
Total	78	39	1804	144	277	.520	0	2	.000	124	201	.617	220	336	556	107	167	72	96	24	412	5.3

Acquired In a trade with Sacramento in Feb. 1998 along with Bobby Hurley in exchange for Otis Thorpe and Chris Robinson

Departed Traded to Orlando in a three-way deal in Aug. 1999



Russ Smith

Years 2014-15 to 2015-16		College Louisville										No 2			Pos G							
Season	G	GS	Min	FG	FGA	Pct	3fg	Att	Pct	FT	FTA	Pct	Off	Def	Total	Ast	PF	St	TO	Bl	Pts	Avg
2014-15	6	0	36	6	15	.400	1	5	.200	12	13	.923	1	2	3	6	7	3	5	0	25	4.2
2015-16	15	0	66	7	22	.318	1	5	.200	8	13	.615	1	8	9	11	5	5	7	1	23	1.5
Total	21	0	102	13	37	.351	2	10	.200	20	26	.769	2	10	12	17	12	8	12	1	48	2.3

Acquired As part of a three-team trade, traded by the New Orleans Pelicans to Memphis; New Orleans traded Austin Rivers to the Boston Celtics; Boston traded Jeff Green to Memphis; Memphis traded Tayshaun Prince and a future first round draft pick to Boston; Memphis traded Quincy Pondexter and a 2015 second round draft pick to New Orleans on Jan. 12, 2015

Departed Waived on Dec. 29, 2015.



Theron Smith

Years 2003-04		College Ball State										No 0			Pos F							
Season	G	GS	Min	FG	FGA	Pct	3fg	Att	Pct	FT	FTA	Pct	Off	Def	Total	Ast	PF	St	TO	Bl	Pts	Avg
2003-04	20	0	178	16	43	.372	6	12	.500	6	8	.750	13	28	41	7	18	5	14	5	44	2.2

Acquired Signed as a free agent on July 16, 2003

Departed Selected by the Charlotte Bobcats in the 2004 NBA Expansion Draft



Will Solomon

Years 2001-02		College Clemson										No 1			Pos G							
Season	G	GS	Min	FG	FGA	Pct	3fg	Att	Pct	FT	FTA	Pct	Off	Def	Total	Ast	PF	St	TO	Bl	Pts	Avg
2001-02	62	4	872	113	331	.341	46	162	.284	49	73	.671	12	56	68	92	76	35	62	7	321	5.2

Acquired Selected in the second round (33rd pick overall) of the 2001 NBA Draft

Departed Free agent not re-signed in July 2002

ALL-TIME ROSTER



Marreese Speights

Years 2011-12 to 2012-13		College Florida										No 5					Pos F/C					
Season	G	GS	Min	FG	FGA	Pct	3fg	Att	Pct	FT	FTA	Pct	Off	Def	Total	Ast	PF	St	TO	Bl	Pts	Avg
2011-12	60	54	1345	221	488	.453	0	3	.000	84	109	.771	133	241	374	48	147	21	74	29	526	8.8
2012-13	40	2	579	106	247	.429	2	4	.400	48	67	.716	76	113	189	18	86	10	35	27	262	6.6
Total	100	56	1924	327	735	.445	2	7	.286	132	176	.750	209	354	563	66	233	31	109	56	788	7.9

Acquired As part of a three-team trade on Jan. 4, 2012, traded by the Philadelphia 76ers to Memphis; Memphis traded Xavier Henry to the New Orleans Hornets and a 2012 second round pick to Philadelphia; New Orleans traded a 2013 second round pick to Philadelphia
Departed Traded with Wayne Ellington, Josh Selby and a 2013 first round draft pick to the Cleveland Cavaliers for Jon Leuer on Jan. 22, 2013



Will Solomon

Years 2001-02		College Clemson										No 1					Pos G					
Season	G	GS	Min	FG	FGA	Pct	3fg	Att	Pct	FT	FTA	Pct	Off	Def	Total	Ast	PF	St	TO	Bl	Pts	Avg
2001-02	62	4	872	113	331	.341	46	162	.284	49	73	.671	12	56	68	92	76	35	62	7	321	5.2

Acquired Selected in the second round (33rd pick overall) of the 2001 NBA Draft
Departed Free agent not re-signed in July 2002



Xavier Sneed

Years 2021-22		College Kansas State										No 20					Pos G/F					
Season	G	GS	Min	FG	FGA	Pct	3fg	Att	Pct	FT	FTA	Pct	Off	Def	Total	Ast	PF	St	TO	Bl	Pts	Avg
2021-22	2	0	8	0	2	.000	0	2	.000	0	0	-	1	1	2	0	2	0	0	0	0	0.0

Acquired Signed a 10-day contract under the NBA's COVID-related hardship exception on Dec. 27, 2021
Departed Became a free agent on Jan. 6, 2022



D.J. Stephens

Years 2018-19		College Memphis										No 20					Pos G/F					
Season	G	GS	Min	FG	FGA	Pct	3fg	Att	Pct	FT	FTA	Pct	Off	Def	Total	Ast	PF	St	TO	Bl	Pts	Avg
2018-19	1	0	7	1	2	.500	0	0	-	0	0	-	0	0	0	0	0	1	1	0	2	2.0

Acquired Signed a two-way contract with Memphis on Oct. 8, 2018
Departed Waived on Dec. 30, 2018



Joe Stephens

Years 1999-00		College Arkansas - Little Rock										No 25					Pos F					
Season	G	GS	Min	FG	FGA	Pct	3fg	Att	Pct	FT	FTA	Pct	Off	Def	Total	Ast	PF	St	TO	Bl	Pts	Avg
1999-00	13	0	181	19	51	.373	0	8	.000	3	4	.750	13	23	36	11	9	7	6	3	41	3.2

Acquired Signed as a free agent in Oct. 1999
Departed Waived in Nov. 1999



Alex Stepheson

Years 2015-16		College USC										No 35					Pos C					
Season	G	GS	Min	FG	FGA	Pct	3fg	Att	Pct	FT	FTA	Pct	Off	Def	Total	Ast	PF	St	TO	Bl	Pts	Avg
2015-16	4	0	61	8	26	.308	0	0	-	4	10	.400	18	8	26	2	8	1	0	3	20	5.0

Acquired Signed by Memphis to a 10-day contract pursuant to the NBA's hardship rules on March 12, 2016
Departed 10-day contract expired on March 22, 2016



Lance Stephenson

Years 2015-16		College Cincinnati										No 1					Pos G/F					
Season	G	GS	Min	FG	FGA	Pct	3fg	Att	Pct	FT	FTA	Pct	Off	Def	Total	Ast	PF	St	TO	Bl	Pts	Avg
2015-16	26	3	692	146	308	.474	11	31	.355	66	81	.815	21	94	115	73	56	19	46	6	369	14.2

Acquired Traded by the Los Angeles Clippers with a future first round draft pick to Memphis for Jeff Green on Feb. 18, 2016
Departed Became a free agent on July 1, 2016

INTRO

PLAYERS

EXECUTIVE

BASKETBALL OPS

BUSINESS OPS

MEDIA

COMMUNITY

HISTORY

PLAYOFFS

REVIEW

OPPONENTS

NBA

FEDERATION

AT A GLANCE



ALL-TIME ROSTER



Jarnell Stokes

Years 2014-15 to 2015-16, 2018-19		College Tennessee										No 2				Pos F/C						
Season	G	GS	Min	FG	FGA	Pct	3fg	Att	Pct	FT	FTA	Pct	Off	Def	Total	Ast	PF	St	TO	Bl	Pts	Avg
2014-15	19	2	126	21	37	.568	0	0	---	15	28	.536	16	18	34	4	25	5	7	5	57	3.0
2015-16	2	0	4	0	0	---	0	0	---	0	0	---	1	1	2	0	0	0	0	0	0	0.0
Total	21	2	130	21	37	.568	0	0	---	15	28	.536	17	19	36	4	25	5	7	5	57	2.7


Acquired 1) Draft rights (35th overall in the 2014 NBA Draft) traded by the Utah Jazz to the Memphis Grizzlies for a 2016 second round draft pick on June 26, 2014; 2) Signed a two-way contract with Memphis on Jan. 1, 2019
Departed 1) Traded by Memphis with Beno Udrih to Miami for Mario Chalmers and James Ennis on Nov. 10, 2015. 2) Waived on Jan. 15, 2019



Damon Stoudamire

Years 2005-06 to 2007-08		College Arizona										No 20				Pos G						
Season	G	GS	Min	FG	FGA	Pct	3fg	Att	Pct	FT	FTA	Pct	Off	Def	Total	Ast	PF	St	TO	Bl	Pts	Avg
2005-06	27	27	862	114	287	.397	36	104	.346	53	62	.855	23	72	95	128	49	19	55	1	317	11.7
2006-07	62	51	1501	171	437	.391	59	175	.337	66	83	.795	31	108	139	299	95	47	101	2	467	7.5
2007-08	29	29	624	77	194	.397	36	94	.383	21	26	.808	14	57	71	112	46	19	50	0	211	7.3
Total	118	107	2987	362	918	.394	131	373	.351	140	171	.819	68	237	305	539	190	85	206	3	995	8.4

Acquired Signed by Memphis as a free agent on Aug. 5, 2005
Departed Waived on Jan. 28, 2008



Erick Strickland

Years 2000-01		College Nebraska										No 25				Pos G						
Season	G	GS	Min	FG	FGA	Pct	3fg	Att	Pct	FT	FTA	Pct	Off	Def	Total	Ast	PF	St	TO	Bl	Pts	Avg
2000-01	22	0	409	41	136	.301	14	48	.292	44	51	.863	9	67	76	66	42	22	27	1	140	6.4

Acquired In a trade with New York in Feb. 2001 along with two draft picks in exchange for Othella Harrington
Departed Free agent not re-signed in July 2001



Stromile Swift

Years 2000-01 to 2004-05; 2006-07 to 2007-08		College Louisiana State										No 4				Pos F/C						
Season	G	GS	Min	FG	FGA	Pct	3fg	Att	Pct	FT	FTA	Pct	Off	Def	Total	Ast	PF	St	TO	Bl	Pts	Avg
2000-01	80	6	1312	153	339	.451	0	4	.000	85	141	.603	109	175	284	28	160	62	64	82	391	4.9
2001-02	68	14	1805	293	611	.480	0	3	.000	217	305	.711	161	269	460	50	178	53	122	113	803	11.8
2002-03	67	26	1478	235	489	.481	0	2	.000	177	245	.722	114	270	384	45	152	55	99	104	647	9.7
2003-04	77	10	1528	268	571	.469	1	4	.250	190	262	.725	141	237	378	38	188	56	88	118	727	9.4
2004-05	60	14	1279	219	488	.449	0	4	.000	166	219	.758	92	181	273	43	182	41	90	92	604	10.1
2006-07	54	18	1029	161	346	.465	0	5	.000	97	134	.724	85	165	250	17	146	30	69	62	419	7.8
2007-08	35	4	549	93	177	.525	0	2	.000	52	81	.642	46	83	129	22	74	10	39	36	238	6.8
Total	441	92	8980	1422	3021	.471	1	24	.042	984	1387	.709	748	1380	2128	243	1080	307	571	607	3829	8.7

Acquired 1) Selected second overall by Vancouver in the 2000 NBA Draft; 2) Traded to Memphis by Houston along with the draft rights to Rudy Gay in exchange for Shane Battier on July 12, 2006
Departed 1) Free agent not re-signed in July 2005; 2) Traded to New Jersey in exchange for Jason Collins and cash considerations on Feb. 4, 2008



Marquis Teague

Years 2017-18		College Kentucky										No 20				Pos G						
Season	G	GS	Min	FG	FGA	Pct	3fg	Att	Pct	FT	FTA	Pct	Off	Def	Total	Ast	PF	St	TO	Bl	Pts	Avg
2017-18	3	0	74	4	16	.250	1	4	.250	2	5	.400	1	5	6	13	5	4	3	0	11	3.7

Acquired Signed by Memphis to a 10-day contract as a Call-Up from the Memphis Hustle on March 24, 2018 and signed for the remainder of the season on April 3, 2018.
Departed Waived on April 6, 2018.



Garrett Temple

Years 2018-19		College LSU										No 17				Pos G/F						
Season	G	GS	Min	FG	FGA	Pct	3fg	Att	Pct	FT	FTA	Pct	Off	Def	Total	Ast	PF	St	TO	Bl	Pts	Avg
2018-19	49	49	1530	166	387	.429	74	210	.352	57	76	.750	18	134	152	69	134	50	54	25	463	9.4

Acquired Traded by Sacramento to Memphis for DeYonta Davis, Ben McLemore, a 2021 second round pick and cash considerations on July 17, 2018
Departed Traded by Memphis with JaMychal Green to the Los Angeles Clippers for Avery Bradley on Feb. 7, 2019.

ALL-TIME ROSTER



Tyrell Terry

Years 2021-22		College Stanford										No 3			Pos G							
Season	G	GS	Min	FG	FGA	Pct	3fg	Att	Pct	FT	FTA	Pct	Off	Def	Total	Ast	PF	St	TO	Bl	Pts	Avg
2021-22	2	0	3	1	1.000	0	0	0	-	0	0	-	0	0	0	0	0	0	0	0	2	1.0

Acquired Signed a 10-day contract under the NBA's COVID-related hardship exception on Dec. 25, 2021; signed a two-way contract on Jan. 1, 2022
Departed Became a free agent on July 2, 2022



Jon Teske

Years 2021-22		College Michigan										No 10			Pos C							
Season	G	GS	Min	FG	FGA	Pct	3fg	Att	Pct	FT	FTA	Pct	Off	Def	Total	Ast	PF	St	TO	Bl	Pts	Avg
2021-22	3	0	8	0	1	1.000	0	0	-	0	2	.000	0	2	2	1	1	1	0	0	0	0.0

Acquired Signed a 10-day contract under the NBA's COVID-related hardship exception on Jan. 3, 2022
Departed Became a free agent on Jan. 13, 2022



Hasheem Thabeet

Years 2009-10 to 2010-11		College Connecticut										No 34			Pos C							
Season	G	GS	Min	FG	FGA	Pct	3fg	Att	Pct	FT	FTA	Pct	Off	Def	Total	Ast	PF	St	TO	Bl	Pts	Avg
2009-10	68	13	883	77	131	.588	0	0	---	54	93	.581	85	158	243	11	162	15	43	89	208	3.1
2010-11	45	0	369	17	39	.436	0	0	---	19	35	.543	24	51	75	4	73	9	17	15	53	1.2
Total	113	13	1252	94	170	.553	0	0	---	73	128	.570	109	209	318	15	235	24	60	104	261	2.3

Acquired Selected by the Grizzlies in the first round (second overall) of the 2009 NBA Draft
Departed Traded to the Houston Rockets with DeMarre Carroll and a future lottery-protected first round draft pick in exchange for Shane Battier and Ish Smith on Feb. 24, 2011



John Thomas

Years 2005-06		College Minnesota										No 25			Pos F/C							
Season	G	GS	Min	FG	FGA	Pct	3fg	Att	Pct	FT	FTA	Pct	Off	Def	Total	Ast	PF	St	TO	Bl	Pts	Avg
2005-06	3	0	25	2	2	1.000	0	0	---	0	0	---	0	0	0	1	3	0	2	1	4	1.3

Acquired Signed by the Grizzlies as a free agent on Oct. 2, 2005
Departed Waived by the Grizzlies on Nov. 22, 2005



Tyrus Thomas

Years 2014-15		College Louisiana State										No 13			Pos F							
Season	G	GS	Min	FG	FGA	Pct	3fg	Att	Pct	FT	FTA	Pct	Off	Def	Total	Ast	PF	St	TO	Bl	Pts	Avg
2014-15	2	0	7	1	1	1.000	0	0	---	2	2	1.000	0	0	0	1	0	0	0	0	4	2.0

Acquired Signed by Memphis to a 10-day contract as a Call-Up from the NBA Development League's Iowa Energy on Jan. 22, 2015
Departed 10-day contract expired and became a free agent on Feb. 1, 2015



Otis Thorpe

Years 1997-98		College Providence										No 10			Pos F/C							
Season	G	GS	Min	FG	FGA	Pct	3fg	Att	Pct	FT	FTA	Pct	Off	Def	Total	Ast	PF	St	TO	Bl	Pts	Avg
1997-98	47	46	1574	205	430	.477	0	4	.000	118	170	.694	100	271	371	161	158	30	115	23	528	11.2

Acquired In a trade with Detroit in Aug. 1997 in exchange for a future first round draft pick
Departed Traded to Sacramento in Feb. 1998 along with Chris Robinson in exchange for Michael Smith and Bobby Hurley



Killian Tillie

Years 2020-21 to 2021-22		From Cagnes sur Mer, France										No 35			Pos F							
Season	G	GS	Min	FG	FGA	Pct	3fg	Att	Pct	FT	FTA	Pct	Off	Def	Total	Ast	PF	St	TO	Bl	Pts	Avg
2021-22	57	57	1889	580	1177	.493	88	256	.344	316	415	.761	77	248	325	384	86	66	196	22	1564	27.4
Total	187	187	6016	1457	3071	.474	221	676	.327	826	1095	.754	187	649	836	1337	283	181	619	53	3961	21.2

Acquired Selected by Memphis with the second overall pick in the first round of the 2019 NBA Draft on June 20, 2019; signed a multi-year extension on July 6, 2022

INTRO

PLAYERS

EXECUTIVE

BASKETBALL OPS

BUSINESS OPS

MEDIA

COMMUNITY

HISTORY

PLAYOFFS

REVIEW

OPPONENTS

NBA

FEDERATION

AT A GLANCE



ALL-TIME ROSTER



Xavier Tillman Sr.

Years 2020-21 to 2021-22		College Michigan State										No 2				Pos F/C						
Season	G	GS	Min	FG	FGA	Pct	3fg	Att	Pct	FT	FTA	Pct	Off	Def	Total	Ast	PF	St	TO	Bl	Pts	Avg
2020-21	59	12	1085	167	299	.559	22	65	.338	34	53	.642	74	182	256	75	116	44	45	33	390	6.6
2021-22	53	2	701	98	216	.454	10	49	.204	46	71	.648	66	95	161	62	63	49	34	15	252	4.8
Total	112	14	1786	265	515	.515	32	114	.281	80	124	.645	140	277	417	137	179	93	79	48	642	5.7

Acquired Draft rights (35th overall in 2020) acquired from the Sacramento Kings for the draft rights to Robert Woodard II (40th overall) and a 2022 second round draft pick on Nov. 19, 2020.



Jamaal Tinsley

Years 2009-10		College Iowa State										No 10				Pos G						
Season	G	GS	Min	FG	FGA	Pct	3fg	Att	Pct	FT	FTA	Pct	Off	Def	Total	Ast	PF	St	TO	Bl	Pts	Avg
2009-10	38	1	588	52	140	.371	7	39	.179	22	27	.815	11	55	66	108	67	33	63	5	133	3.5

Acquired Signed as a free agent on Nov. 14, 2009

Departed Contract expired on June 30, 2010



Anthony Tolliver

Years 2019-20		College Creighton										No 44				Pos F						
Season	G	GS	Min	FG	FGA	Pct	3fg	Att	Pct	FT	FTA	Pct	Off	Def	Total	Ast	PF	St	TO	Bl	Pts	Avg
2019-20	13	4	236	19	48	.396	17	41	.415	7	8	.875	5	28	33	10	14	7	9	1	62	4.8

Acquired Signed a 10-day contract with Memphis on March 2, 2020; signed for the remainder of the season on June 23, 2020.

Departed Contract expired Nov. 21, 2020.



Cezary Trybanski

Years 2002-03		From Warsaw, Poland										No 15				Pos C						
Season	G	GS	Min	FG	FGA	Pct	3fg	Att	Pct	FT	FTA	Pct	Off	Def	Total	Ast	PF	St	TO	Bl	Pts	Avg
2002-03	15	0	86	5	20	.250	0	0	---	4	10	.400	6	8	14	1	13	0	8	6	14	0.9

Acquired Signed by the Memphis Grizzlies on July 22, 2002

Departed Traded to Phoenix in Sept. 2003 in exchange for Jake Tsakalidis and Bo Outlaw



Jake Tsakalidis

Years 2003-04 to 2006-07		From Rustavi, Georgia										No 12				Pos C						
Season	G	GS	Min	FG	FGA	Pct	3fg	Att	Pct	FT	FTA	Pct	Off	Def	Total	Ast	PF	St	TO	Bl	Pts	Avg
2003-04	40	28	533	67	133	.475	0	0	---	36	61	.590	37	91	128	18	79	9	23	22	170	4.3
2004-05	31	1	278	32	64	.500	0	0	---	14	18	.778	21	35	56	10	42	3	12	16	78	2.5
2005-06	51	19	732	100	165	.606	0	0	---	57	87	.655	78	134	212	13	107	14	39	32	257	5.0
2006-07	23	7	258	20	50	.400	0	0	---	14	24	.583	24	40	64	2	34	7	21	11	54	2.3
Total	145	55	1801	219	412	.532	0	0	---	121	190	.637	160	300	460	43	262	33	95	81	559	3.9

Acquired Traded by Phoenix along with Bo Outlaw in exchange for Brevin Knight, Cezary Trybanski and Robert Archibald on Sept. 30, 2003

Departed Traded to Houston in exchange for Scott Padgett on Feb. 13, 2007



Beno Udrih

Years 2013-14 to 2015-16		From Celje, Slovenia										No 19				Pos G						
Season	G	GS	Min	FG	FGA	Pct	3fg	Att	Pct	FT	FTA	Pct	Off	Def	Total	Ast	PF	St	TO	Bl	Pts	Avg
2013-14	10	0	55	10	18	.556	2	2	1.000	5	6	.833	0	2	2	6	4	1	5	1	27	2.7
2014-15	79	12	1494	246	505	.487	26	97	.268	87	102	.853	20	123	143	220	88	46	89	8	605	7.7
2015-16	8	0	120	20	46	.435	4	11	.364	3	3	1.000	2	7	9	26	11	3	11	1	47	5.9
Total	97	12	1669	276	569	.485	32	110	.291	95	111	.856	22	132	154	252	103	50	105	10	679	7.0

Acquired Signed by Memphis as a free agent on Feb. 27, 2014

Departed Traded by Memphis with Jarnell Stokes to Miami for Mario Chalmers and James Ennis and Nov. 10, 2015



Jarrod Uthoff

Years 2019-20		College Iowa										No 19				Pos F						
Season	G	GS	Min	FG	FGA	Pct	3fg	Att	Pct	FT	FTA	Pct	Off	Def	Total	Ast	PF	St	TO	Bl	Pts	Avg
2019-20	4	0	14	1	7	.143	0	4	.000	2	2	1.000	1	0	1	0	1	1	0	0	4	1.0

Acquired Signed a 10-day contract with Memphis on Feb. 27, 2020.

Departed 10-day contract expired on March 8, 2020.

ALL-TIME ROSTER



INTRO

PLAYERS

EXECUTIVE

BASKETBALL OPS

BUSINESS OPS

MEDIA

COMMUNITY

HISTORY

PLAYOFFS

REVIEW

OPPONENTS

NBA

FEDERATION

AT A GLANCE



Jonas Valanicunas

Years 2018-19 to 2020-21		From Utena, Lithuania										No 17		Pos C									
Season	G	GS	Min	FG	FGA	Pct	3fg	Att	Pct	FT	FTA	Pct	Off	Def	Total	Ast	PF	St	TO	Bl	Pts	Avg	
2018-19	19	17	527	152	279	.545	5	18	.278	70	91	.769	52	151	203	41	64	6	51	30	379	19.9	
2019-20	70	70	1845	432	739	.585	32	91	.352	148	200	.740	213	575	788	131	185	30	127	76	1044	14.9	
2020-21	62	61	1755	440	743	.592	21	57	.368	157	203	.773	253	523	776	112	179	35	100	57	1058	17.1	
Total	151	148	4127	1024	1761	.581	58	166	.349	375	494	.759	518	1249	1767	284	428	71	278	163	2481	16.4	

Acquired Traded by Toronto with Delon Wright, C.J. Miles and a 2024 second round draft pick to Memphis for Marc Gasol on Feb. 7, 2019.
Departed Traded by Memphis with the draft rights to Trey Murphy III (17th overall in 2021) and Brandon Boston Jr. (51st) to New Orleans for Steven Adams, Eric Bledsoe, the draft rights to Ziaire Williams (10th) and Jared Butler (40th) and a future first round pick on Aug. 6, 2021.



Greivis Vasquez

Years 2010-11		College Maryland										No 21		Pos G									
Season	G	GS	Min	FG	FGA	Pct	3fg	Att	Pct	FT	FTA	Pct	Off	Def	Total	Ast	PF	St	TO	Bl	Pts	Avg	
2010-11	70	1	860	95	233	.408	25	86	.291	34	44	.773	12	61	73	151	83	22	70	4	249	3.6	

Acquired Selected by the Grizzlies in the first round (28th overall) of the 2010 NBA Draft
Departed Traded by Memphis to New Orleans for Quincy Pondexter on December 24, 2011



Hakim Warrick

Years 2005-06 to 2008-09		College Syracuse										No 21		Pos F									
Season	G	GS	Min	FG	FGA	Pct	3fg	Att	Pct	FT	FTA	Pct	Off	Def	Total	Ast	PF	St	TO	Bl	Pts	Avg	
2005-06	68	2	724	101	228	.443	0	0	---	76	115	.661	43	101	144	30	113	14	56	21	278	4.1	
2006-07	82	43	2152	373	712	.524	0	8	.000	299	388	.771	130	290	420	75	232	43	161	30	1045	12.7	
2007-08	75	30	1754	328	653	.502	13	48	.271	183	260	.704	123	233	356	53	156	36	85	28	852	11.4	
2008-09	82	7	2029	340	693	.491	5	23	.217	266	374	.711	129	277	406	66	170	48	98	39	951	11.6	
Total	307	82	6660	1142	2286	.500	18	79	.228	824	1137	.725	425	901	1326	224	671	141	671	118	3126	10.2	

Acquired Selected by Memphis in the first round (19th overall) in the 2005 NBA Draft
Departed Renounced qualifying offer on July 25, 2009



Julian Washburn

Years 2018-19		College UTEP										No 4		Pos F									
Season	G	GS	Min	FG	FGA	Pct	3fg	Att	Pct	FT	FTA	Pct	Off	Def	Total	Ast	PF	St	TO	Bl	Pts	Avg	
2018-19	18	3	254	16	48	.333	5	24	.208	3	4	.750	8	33	41	14	16	13	7	2	40	2.2	

Acquired Signed a two-way contract with Memphis on Jan. 15, 2019
Departed Traded to Golden State for Andre Iguodala and a future first round draft pick on July 7, 2019



Earl Watson

Years 2002-03 to 2004-05		College UCLA										No 25		Pos G									
Season	G	GS	Min	FG	FGA	Pct	3fg	Att	Pct	FT	FTA	Pct	Off	Def	Total	Ast	PF	St	TO	Bl	Pts	Avg	
2002-03	79	2	1366	170	391	.435	31	91	.341	62	86	.721	46	118	164	225	138	89	88	14	433	5.5	
2003-04	81	14	1669	172	464	.371	26	106	.245	90	138	.652	49	129	178	402	175	91	146	19	460	5.7	
2004-05	80	14	1808	236	554	.426	52	163	.319	91	138	.659	35	129	164	359	184	83	167	19	615	7.7	
Total	240	30	4843	578	1409	.410	109	360	.303	243	362	.671	130	345	475	986	497	263	509	52	1508	6.3	

Acquired Signed by the Memphis Grizzlies as a free agent on Aug. 6, 2002
Departed Free agent not re-signed in July 2005



Yuta Watanabe

Years 2018-19 to 2019-20		College George Washington										No 12		Pos F									
Season	G	GS	Min	FG	FGA	Pct	3fg	Att	Pct	FT	FTA	Pct	Off	Def	Total	Ast	PF	St	TO	Bl	Pts	Avg	
2018-19	15	0	174	15	51	.294	2	16	.125	7	10	.700	4	27	31	8	11	4	6	1	39	2.6	
2019-20	18	0	105	15	34	.441	3	8	.375	3	8	.375	7	13	20	5	9	5	2	1	36	2.0	
Total	33	0	279	30	85	.353	5	24	.208	10	18	.556	11	40	51	13	20	9	8	2	75	2.3	

Acquired Signed a two-way contract with Memphis on July 20, 2018
Departed Contract expired Nov. 21, 2020.



Briante Weber

Years 2015-16, 2017-18		College Virginia Commonwealth										No 2, 3		Pos G									
Season	G	GS	Min	FG	FGA	Pct	3fg	Att	Pct	FT	FTA	Pct	Off	Def	Total	Ast	PF	St	TO	Bl	Pts	Avg	
2015-16	6	4	166	13	38	.342	0	5	.000	3	4	.750	8	16	24	20	11	9	3	29	4.8		
2017-18	5	0	119	10	21	.476	0	2	.000	4	6	.667	5	12	17	9	10	8	2	24	4.8		
Total	11	4	285	23	59	.390	0	7	.000	7	10	.700	13	28	41	29	21	17	17	5	53	4.8	

Acquired 1) Signed by Memphis to a 10-day contract as a Call-Up from the NBA Development League's Sioux Falls Skyforce on March 11, 2016;
 2) Signed by Memphis to a 10-day contract as a Call-Up from the NBA G League's Sioux Falls Skyforce on March 14, 2018
Departed 1) 10-day contract expired on March 21, 2016; 2) 10-day contract expired on March 24, 2018



ALL-TIME ROSTER



Bonzi Wells

Years		College Ball State										No 6			Pos G/F							
Season	G	GS	Min	FG	FGA	Pct	3fg	Att	Pct	FT	FTA	Pct	Off	Def	Total	Ast	PF	St	TO	Bl	Pts	Avg
2003-04	59	17	1468	295	675	.437	21	61	.344	138	183	.750	157	142	199	104	197	71	129	61	728	12.3
2004-05	69	19	1489	272	617	.441	36	104	.346	141	188	.750	49	180	229	80	165	85	90	27	721	10.4
Total	128	36	2957	567	1346	.421	57	165	.345	279	371	.752	106	322	428	184	362	156	219	88	1449	11.3

Acquired Traded by Portland on Dec. 3, 2003 in exchange for Wesley Person, a conditional first round pick in the 2004 NBA Draft and cash considerations

Departed Traded to Sacramento in exchange for Bobby Jackson and Greg Ostertag on Aug. 2, 2005



Doug West

Years		College Villanova										No 2			Pos G/F							
Season	G	GS	Min	FG	FGA	Pct	3fg	Att	Pct	FT	FTA	Pct	Off	Def	Total	Ast	PF	St	TO	Bl	Pts	Avg
1997-98	Did not play due to injury																					
1998-99	14	2	294	31	65	.477	0	2	.000	19	25	.760	5	20	25	19	38	16	12	7	81	5.8
1999-00	38	0	581	59	145	.407	0	3	.000	34	40	.694	18	53	71	43	80	12	19	8	152	4.0
2000-01	15	6	171	11	38	.289	0	2	.000	6	7	.857	4	11	15	14	21	3	4	4	28	1.9
Total	67	8	1046	101	248	.407	0	7	.000	59	72	.819	27	84	111	76	139	31	35	19	261	3.9

Acquired In a trade with Minnesota in Feb. 1998 in exchange for Anthony Peeler

Departed Free agent not re-signed July 2001



DeJuan Wheat

Years		College Louisville										No 6			Pos G							
Season	G	GS	Min	FG	FGA	Pct	3fg	Att	Pct	FT	FTA	Pct	Off	Def	Total	Ast	PF	St	TO	Bl	Pts	Avg
1998-99	46	0	590	73	193	.378	22	60	.367	40	55	.727	11	34	45	102	59	26	48	2	208	4.5

Acquired Signed as a free agent in Jan. 1999

Departed Free agent not re-signed July 1999



Gerald Wilkins

Years		College Chattanooga										No 21			Pos G/F							
Season	G	GS	Min	FG	FGA	Pct	3fg	Att	Pct	FT	FTA	Pct	Off	Def	Total	Ast	PF	St	TO	Bl	Pts	Avg
1995-96	28	14	738	77	205	.376	14	64	.219	20	23	.870	22	43	65	68	55	22	37	2	188	6.7

Acquired In the 1995 Expansion Draft (from Cleveland 20th overall)

Departed Free agent not re-signed in July 1996



Aaron Williams

Years		College Xavier										No 15			Pos F							
Season	G	GS	Min	FG	FGA	Pct	3fg	Att	Pct	FT	FTA	Pct	Off	Def	Total	Ast	PF	St	TO	Bl	Pts	Avg
1996-97	32	1	553	82	143	.376	0	1	.000	33	49	.673	60	78	138	15	72	16	28	26	197	6.2

Acquired Signed to a 10-day contract in Jan. 1997

Departed Free agent not re-signed in July 1997



Elliot Williams

Years		College Memphis										No 25			Pos G							
Season	G	GS	Min	FG	FGA	Pct	3fg	Att	Pct	FT	FTA	Pct	Off	Def	Total	Ast	PF	St	TO	Bl	Pts	Avg
2015-16	5	0	45	2	10	.200	1	4	.250	3	4	.750	1	3	4	4	2	0	1	0	8	1.6

Acquired Signed by Memphis to a 10-day contract as a Call-Up from the NBA Development League's Santa Cruz Warriors on Jan. 8, 2016

Departed 10-day contract expired on Jan. 18, 2016

ALL-TIME ROSTER



Jason Williams

Years 2001-02 to 2004-05, 2010-11

													College Florida				No 2			Pos G		
Season	G	GS	Min	FG	FGA	Pct	3fg	Att	Pct	FT	FTA	Pct	Off	Def	Total	Ast	PF	St	TO	Bl	Pts	Avg
2001-02	65	65	2236	376	985	.382	127	430	.295	80	101	.792	22	173	195	519	102	111	214	7	959	14.8
2002-03	76	76	2407	333	859	.388	143	404	.354	110	131	.840	25	187	212	631	130	91	168	10	919	12.1
2003-04	72	68	2115	290	713	.387	120	364	.314	82	98	.791	25	122	147	492	97	92	136	5	782	10.9
2004-05	71	68	1952	266	644	.413	107	330	.324	80	101	.792	19	103	122	399	91	75	130	5	719	10.1
2010-11	11	0	124	9	29	.310	3	15	.200	0	0	---	0	8	8	28	2	3	7	1	21	1.9
Total	295	277	8834	1274	3230	.394	500	1543	.324	352	431	.817	91	593	684	2069	422	372	655	28	3400	11.5

Acquired 1) Traded with Nick Anderson in exchange for Mike Bibby and Brent Price on June 27, 2001; 2) Signed as a free agent on Feb. 7, 2011

Departed 1) Traded to the Miami Heat with James Posey and Andre Emmett as part of a five-team deal on Aug. 2, 2005; 2) Retired on April 18, 2011



Marcus Williams

Years 2009-10

													College Connecticut				No 5			Pos G		
Season	G	GS	Min	FG	FGA	Pct	3fg	Att	Pct	FT	FTA	Pct	Off	Def	Total	Ast	PF	St	TO	Bl	Pts	Avg
2009-10	62	1	872	104	271	.384	24	81	.296	37	55	.673	13	80	93	161	43	32	74	1	269	4.3

Acquired Signed as a free agent on Aug. 6, 2009

Departed Contract expired on June 30, 2010



Troy Williams

Years 2016-17

													College Indiana				No 10			Pos F/G		
Season	G	GS	Min	FG	FGA	Pct	3fg	Att	Pct	FT	FTA	Pct	Off	Def	Total	Ast	PF	St	TO	Bl	Pts	Avg
2016-17	24	13	418	51	123	.415	10	41	.244	15	25	.600	6	39	45	19	42	24	27	9	127	5.3

Acquired Signed by Memphis as a free agent on July 9, 2015

Departed Waived on January 30, 2017



Ziaire Williams

Years 2021-22

													College Stanford				No 8			Pos G/F		
Season	G	GS	Min	FG	FGA	Pct	3fg	Att	Pct	FT	FTA	Pct	Off	Def	Total	Ast	PF	St	TO	Bl	Pts	Avg
2021-22	6	0	58	8	24	.333	7	23	.304	2	4	.500	1	6	7	4	3	0	2	0	25	4.2

Acquired Draft rights (10th overall in 2021) acquired from the New Orleans Pelicans with Steven Adams, Eric Bledsoe, the draft rights to Jared Butler (40th overall in 2021) and a conditional future draft pick as part of a three-team trade also involving the Charlotte Hornets on Aug. 7, 2021; Memphis traded Jonas Valanciunas, the draft rights to Trey Murphy III (17th overall in 2021), the draft rights to Brandon Boston Jr. (51st overall in 2021) to New Orleans and the draft rights to Tyler Harvey (51st overall in 2015) to Charlotte; New Orleans traded Wesley Iwundu and a 2022 first round draft pick to Charlotte; Charlotte traded Devonte' Graham to New Orleans.



Justise Winslow

Years 2019-2020 to 2020-21

													College Duke				No 7			Pos F		
Season	G	GS	Min	FG	FGA	Pct	3fg	Att	Pct	FT	FTA	Pct	Off	Def	Total	Ast	PF	St	TO	Bl	Pts	Avg
2019-20	Did Not Play for Grizzlies (Back/Hip)																					
2020-21	26	1	507	74	210	.352	10	54	.185	20	35	.571	18	100	118	50	47	15	37	12	178	6.8

Acquired Acquired from the Miami Heat with Dion Waiters for Jae Crowder, Solomon Hill and Andre Iguodala in a three-team trade also involving the Minnesota Timberwolves on Feb. 6, 2020; Miami traded James Johnson to Minnesota; Minnesota traded Gorgui Dieng to Memphis.

Departed Became a free agent on Aug. 3, 2021.



Brandon Wright

Years 2015-16 to 2017-18

													College North Carolina				No 34			Pos F/C		
Season	G	GS	Min	FG	FGA	Pct	3fg	Att	Pct	FT	FTA	Pct	Off	Def	Total	Ast	PF	St	TO	Bl	Pts	Avg
2015-16	12	2	212	35	52	.673	0	0	-	13	24	.542	14	29	43	6	21	5	10	15	83	6.9
2016-17	28	5	447	83	135	.615	0	1	.000	23	35	.657	31	47	78	15	42	11	10	20	189	6.8
2017-18	27	1	366	57	99	.576	0	0	-	21	33	.636	32	61	93	13	29	13	8	25	135	5.0
Total	67	8	1025	175	286	.612	0	1	.000	57	92	.620	77	137	214	34	92	29	28	60	407	6.1

Acquired Signed by Memphis as a free agent on July 9, 2015

Departed Waived on Feb. 10, 2018

INTRO

PLAYERS

EXECUTIVE

BASKETBALL OPS

BUSINESS OPS

MEDIA

COMMUNITY

HISTORY

PLAYOFFS

REVIEW

OPPONENTS

NBA

FEDERATION

AT A GLANCE



ALL-TIME ROSTER



Delon Wright

Years 2018-19		College Utah										No 2			Pos G							
Season	G	GS	Min	FG	FGA	Pct	3fg	Att	Pct	FT	FTA	Pct	Off	Def	Total	Ast	PF	St	TO	Bl	Pts	Avg
2018-19	26	11	802	115	265	.454	20	78	.256	66	89	.742	29	112	141	138	50	42	40	15	316	12.2

Acquired Traded by Toronto with Jonas Valanciunas, C.J. Miles and a 2024 second round draft pick to Memphis for Marc Gasol on Feb. 7, 2019

Departed Signed and traded by Memphis to Dallas for two future second round draft picks and the draft rights to Satnam Singh (52nd overall in 2015) on July 8, 2019



Lorenzen Wright

Years 2001-02 to 2005-06		College Memphis										No 42			Pos F/C							
Season	G	GS	Min	FG	FGA	Pct	3fg	Att	Pct	FT	FTA	Pct	Off	Def	Total	Ast	PF	St	TO	Bl	Pts	Avg
2001-02	43	33	1251	223	486	.459	0	2	.000	70	123	.569	130	275	405	44	126	30	72	23	516	12.0
2002-03	70	49	1982	325	716	.454	0	5	.000	147	223	.659	170	358	528	80	209	51	110	54	797	11.4
2003-04	65	46	1674	257	586	.439	0	5	.000	96	131	.733	144	301	445	71	192	45	77	58	610	9.4
2004-05	80	77	2287	320	683	.469	0	3	.000	131	198	.662	177	436	613	87	251	58	100	69	771	9.6
2005-06	78	58	1689	194	406	.478	0	2	.000	66	117	.564	142	253	395	48	201	52	67	46	454	5.8
Total	336	263	8883	1319	2877	.458	0	17	.000	510	792	.644	763	1623	2386	330	979	236	426	250	3148	9.4

Acquired Traded by Atlanta with Brevin Knight and the draft rights to Pau Gasol to the Memphis Grizzlies for Shareef Abdur-Rahim on July 19, 2001

Departed Free agent not re-signed in July 2006



Tony Wroten

Years 2012-13, 2015-16		College Washington										No 1			Pos G							
Season	G	GS	Min	FG	FGA	Pct	3fg	Att	Pct	FT	FTA	Pct	Off	Def	Total	Ast	PF	St	TO	Bl	Pts	Avg
2012-13	35	0	272	33	86	.384	4	16	.250	21	29	.724	13	15	28	43	34	8	29	4	91	2.6

Acquired 1) Drafted by Memphis in the first round (25th overall) of the 2012 NBA Draft; 2) Claimed off waivers on June 27, 2016;

3) Signed as a free agent on Aug. 4, 2016

Departed 1) Traded to the Philadelphia 76ers for a conditional 2014 second round draft pick and a trade exception on Aug. 22, 2013;

2) Waived on July 11, 2016; 3) Waived on Oct. 7, 2016



Sam Young

Years 2009-10 to 2011-12		College Pittsburgh										No 4			Pos F/G							
Season	G	GS	Min	FG	FGA	Pct	3fg	Att	Pct	FT	FTA	Pct	Off	Def	Total	Ast	PF	St	TO	Bl	Pts	Avg
2009-10	80	1	1321	224	497	.451	11	56	.196	136	175	.777	77	124	201	52	106	34	94	20	595	7.4
2010-11	78	46	1577	233	494	.472	17	50	.340	89	116	.767	40	147	187	71	120	68	61	23	572	7.3
2011-12	21	2	240	32	83	.386	0	9	.000	10	12	.833	14	27	41	9	12	11	9	2	74	3.3
Total	179	49	3138	489	1074	.455	28	115	.243	235	303	.776	131	298	429	132	238	113	164	45	1241	6.9

Acquired Selected by the Grizzlies in the second round (36th overall) of the 2009 NBA Draft

Departed Traded to the Philadelphia 76ers for the draft rights to Ricky Sanchez on March 15, 2012



Tyler Zeller

Years 2018-19		College North Carolina										No 45			Pos C							
Season	G	GS	Min	FG	FGA	Pct	3fg	Att	Pct	FT	FTA	Pct	Off	Def	Total	Ast	PF	St	TO	Bl	Pts	Avg
2018-19	4	1	82	16	28	.571	0	0	-	14	18	.778	9	9	18	3	16	1	4	3	46	11.5
Total	179	49	3138	489	1074	.455	28	115	.243	235	303	.776	131	298	429	132	238	113	164	45	1241	6.9

Acquired Signed a contract with Memphis pursuant to the NBA's hardship roster rules on April 5, 2019

Departed Became a free agent on July 1, 2019



GRIZZLIES ALL-TIME UNIFORM NUMBERS

No	Player	Season(s)	No	Player	Season(s)
00	Benoit Benjamin	1995-96		Dusty Hannahs	2019-20
	Darrell Arthur	2008-09 to 2012-13		Yves Pons	2021-22
0	Drew Gooden	2002-03	6	Larry Robinson	1996-97 to 1997-98
	Theron Smith	2003-04		De Juan Wheat	1998-99
	JaMychal Green	2014-15 to 2018-19		Antonis Fotsis	2001-02
	Avery Bradley	2018-19		Bonzi Wells	2003-04 to 2004-05
	De Anthony Melton	2019-20 to 2021-22		Eddie Jones	2005-06 to 2006-07
1	Anthony Peeler	1997-98		Bobby Jones	2007-08
	Cherokee Parks	1998-99 to 1999-00		Mario Chalmers	2015-16, 2017-18
	Mahmoud Abdul-Rauf	2000-01		Shelvin Mack	2018-19
	Will Solomon	2001-02		C.J. Miles	2018-19
	Wesley Person	2002-03 to 2003-04		Shaq Buchanan	2021-22
	Antonio Burks	2004-05 to 2005-06	7	Lawrence Moten	1995-96
	Kyle Lowry	2006-07 to 2008-09		Anthony Peeler	1996-97
	DeMarre Carroll	2009-10 to 2010-11		Sam Mack	1997-98 to 1998-99
	Jeremy Pargo	2011-12		Eddie Gill	2001-02
	Tony Wroten	2012-13		Tarence Kinsey	2006-07 to 2007-08
	Seth Curry	2013-14		Greg Buckner	2008-09
	Jamell Stokes	2014-15 to 2015-16		Leon Powe	2010-11
	Lance Stephenson	2015-16		Jerryd Bayless	2012-13 to 2013-14
	Jarell Martin	2016-17 to 2017-18		Darius Morris	2013-14
	Kyle Anderson	2018-19 to 2021-22		Chris Andersen	2015-16
2	Greg Anthony	1995-96 to 1996-97		Wayne Selden	2016-17 to 2018-19
	Doug West	1997-98 to 2000-01		Justin Holiday	2018-19
	Jason Williams	2001-02 to 2004-05		Justise Winslow	2019-20 to 2020-21
	Juan Carlos Navarro	2007-08		Santi Aldama	2021-22
	Trey Gilder	2009-10	8	Michael Dickerson	1999-00 to 2002-03
	Acie Law	2010-11		Quincy Pondexter	2014-15
	Josh Selby	2011-12 to 2012-13		Bryce Cotton	2015-16
	Russ Smith	2014-15 to 2015-16		James Ennis III	2015-16, 2016-17 to 2017-18
	Kobi Simmons	2017-18		MarShon Brooks	2017-18 to 2018-19
	Jamell Stokes	2018-19		Dusty Hannahs	2018-19
	Delon Wright	2018-19		Ziaire Williams	2021-22
	Jordan Bell	2019-20	9	George Lynch	1997-98
	Xavier Tillman Sr.	2020-21 to 2021-22		Dennis Scott	1999-00
3	Shareef Abdur-Rahim	1996-97 to 2000-01		Isaac Austin	2000-01 to 2001-02
	Troy Bell	2003-04		Ronnie Brewer	2009-10
	Anthony Roberson	2005-06		Tony Allen	2010-11 to 2016-17
	Chuck Atkins	2006-07	10	Moochie Norris	1996-97
	Jeremy Richardson	2007-08		Otis Thorpe	1997-98
	Javaris Crittenton	2007-08 to 2008-09		Mike Bibby	1998-99 to 2000-01
	Steve Francis*	2008-09		Gordan Giricek	2002-03
	Darius Miles	2008-09		Junior Harrington	2006-07
	Allen Iverson	2009-10		Jamaal Tinsley	2009-10
	Jason Williams	2010-11		Rodney Carney	2010-11
	Brian Skinner	2011-12		Gilbert Arenas	2011-12
	Wayne Ellington	2012-13		Jarell Martin	2015-16
	James Johnson	2013-14		Troy Williams	2016-17
	Jordan Adams	2014-15 to 2015-16		Ivan Rabb	2017-18 to 2018-19
	Briante Weber	2017-18		Tim Frazier	2020-21
	Jevon Carter	2018-19		Shaquille Harrison *	2021-22
	Grayson Allen	2019-20 to 2020-21		Jon Teske	2021-22
	Tyrell Terry	2021-22	11	Lee Mayberry	1996-97 to 1998-99
4	Byron Scott	1995-96		Damon Jones	2000-01
	Stromie Swift	2000-01 to 2004-05; 2006-07 to 2007-08		Mike Conley	2007-08 to 2018-19
	Sam Young	2009-10 to 2011-12	12	Bobby Hurlley	1997-98
	Chris Johnson	2012-13		Rodrick Rhodes	1998-99
	Jordan Farmar	2015-16		Jake Tsakalidis	2003-04 to 2006-07
	Wade Baldwin IV	2016-17		Nick Calathes	2013-14 to 2014-15
	Myke Henry	2017-18		Tyreke Evans	2017-18
	Julian Washburn	2018-19		Yuta Watanabe	2018-19
	Jontay Porter	2019-20 to 2020-21		Ja Morant	2019-20 to 2021-22
	Steven Adams	2021-22	13	Felipe Lopez	1998-99 to 1999-00
5	Darrick Martin	1995-96		Quinton Ross	2008-09
	Chris Robinson	1997-98		Xavier Henry	2010-11
	Milt Palacio	1999-00		Mike Miller	2013-14
	Elliott Perry	2001-02		Tyrus Thomas Jr.	2014-15
	Will Conroy	2006-07		Jaren Jackson Jr.	2018-19 to 2021-22
	Marcus Williams	2009-10	14	Eric Murdock	1995-96
	Ish Smith	2010-11		Carl Herrera	1998-99
	Marreese Speights	2011-12 to 2012-13		Andre Emmett	2004-05
	Austin Daye	2012-13		Lester Hudson	2011-12
	Courtney Lee	2013-14 to 2015-16		Xavier Munford	2015-16
	Andrew Harrison	2016-17 to 2018-19		Brice Johnson	2017-18
	Bruno Caboclo	2018-19 to 2019-20		Omar Johnson	2017-18
				Gorgui Dieng	2019-20 to 2020-21

INTRO

PLAYERS

EXECUTIVE

BASKETBALL OPS

BUSINESS OPS

MEDIA

COMMUNITY

HISTORY

PLAYOFFS

REVIEW

OPPONENTS

NBA

FEDERATION

AT A GLANCE



ALL-TIME ROSTER

GRIZZLIES ALL-TIME UNIFORM NUMBERS (CONT.)

No	Player	Season(s)	No	Player	Season(s)
15	Rich Manning	1995-96 to 1996-97	32	Doug Edwards	1995-96 to 1997-98
	Aaron Williams	1996-97		Pete Chilcutt	1998-99
	Cezary Trybanski	2002-03		Rodney Buford	2001-02
	Hamed Haddadi	2008-09 to 2012-13		Chuck Atkins	2005-06
	Vince Carter	2014-15 to 2016-17		Alexander Johnson	2006-07
	Brandon Clarke	2019-20 to 2021-22		O.J. Mayo	2008-09 to 2011-12
16	Pau Gasol	2001-02 to 2007-08		Ed Davis	2012-13 to 2013-14
	Toney Douglas	2016-17		Jeff Green	2014-15 to 2015-16
17	Chris King	1995-96		Vince Hunter	2017-18
	Garret Temple	2018-19	33	Pete Chilcutt	1996-97
	Jonas Valanciunas	2018-19 to 2020-21		Antonio Daniels	1997-98
18	Ashraf Amaya	1995-96		Mike Miller	2002-03 to 2007-08
	Josh Davis	2011-12		Marc Gasol	2008-09 to 2018-19
	Omri Casspi	2018-19	34	Anthony Avent	1995-96
	Yuta Watanabe	2019-20		George Lynch	1996-97
19	Beno Udrih	2013-14 to 2015-16		Michael Smith	1997-98 to 1998-99
	P.J. Hairston	2015-16		Scott Padgett	2006-07
	Jarrod Uthoff	2019-20		Jason Collins	2007-08
20	Brent Price	1999-00 to 2000-01		Hasheem Thabeet	2009-10 to 2010-11
	Chris Owens	2002-03		Brandan Wright	2015-16 to 2017-18
	Damon Stoudamire	2005-06 to 2007-08	35	Brian Cardinal	2004-05 to 2007-08
	Quincy Pondexter	2012-13 to 2013-14		Alex Stepheson	2015-16
	Ryan Hollins	2015-16		Killian Tillie	2020-21 to 2021-22
	Marquis Teague	2017-18	40	Antonio Harvey	1995-96
	D.J. Stephens	2018-19		Cuonzo Martin	1995-96
	Josh Jackson	2019-20		Ivano Newbill	1997-98
	Xavier Sneed	2021-22		Makhtar N'Diaye	1998-99
21	Gerald Wilkins	1995-96		Ryan Humphrey	2002-03 to 2004-05
	Lawrence Moten	1996-97	41	James Posey	2003-04 to 2004-05
	Kevin Edwards	2000-01		Kosta Koufos	2013-14 to 2014-15
	Isaac Fontaine	2001-02	42	Lorenzo Wright	2001-02 to 2005-06
	Robert Archibald	2002-03	43	Grant Long	1999-00 to 2001-02
	Hakim Warrick	2005-06 to 2008-09	44	Kenny Gattison	1995-96
	Greivis Vasquez	2010-11		Roy Rogers	1996-97
	Tayshaun Prince	2012-13 to 2014-15		Tony Massenbug	1997-98 to 1998-99; 2000-01 to 2001-02
	Deyonta Davis	2017-18		Lawrence Roberts	2005-06 to 2006-07
	Tyus Jones	2019-20 to 2021-22		Andre Brown	2007-08
22	Brevin Knight	2001-02 to 2002-03		Dante Cunningham	2011-12
	Rudy Gay	2006-07 to 2012-13		Solomon Hill	2019-20
	Jamaal Franklin	2013-14		Anthony Tolliver	2019-20
	Matt Barnes	2015-16	45	Bo Outlaw	2003-04
	Xavier Rathan-Mayes	2017-18		Steven Hunter	2009-10
	Tyler Dorsey	2018-19		Dexter Pittman	2012-13
	Desmond Bane	2020-21 to 2021-22		Tyler Zeller	2018-19
23	Pete Chilcutt	1997-98	46	John Konchar	2019-20 to 2021-22
	Jason Sasser	1998-99	50	Bryant Reeves	1995-96 to 2001-02
	Casey Jacobsen	2007-08		Zach Randolph	2009-10 to 2016-17
	Deyonta Davis	2016-17	52	Eric Mobley	1995-96 to 1996-97
	Ben McLemore	2017-18		J.R. Henderson	1998-99
	Marko Guduric	2019-20	54	Obinna Ekezie	1999-00
	Jarrett Culver	2021-22		Kwame Brown	2007-08
24	Terry Dehere	1998-99	55	Eric Leckner	1996-97
	Othella Harrington	1999-00 to 2000-01		Antoine Carr	1999-00
	Bobby Jackson	2005-06		Marko Jaric	2008-09 to 2009-10
	Dillon Brooks	2017-18 to 2021-22		Keyon Dooling	2012-13
25	Joe Stephens	1999-00		Joakim Noah	2018-19
	Erick Strickland	2000-01		DaQuan Jeffries	2021-22
	Nick Anderson	2001-02	99	Jae Crowder	2019-20
	Earl Watson	2002-03 to 2004-05			
	John Thomas	2005-06			
	Elliot Williams	2015-16			
	Chandler Parsons	2016-17 to 2017-18			
	Sam Merrill	2021-22			
26	Lester Hudson	2009-10			
27	Kalin Lucas	2014-15			
30	Blue Edwards	1995-96 to 1997-98			
	Dahntay Jones	2003-04 to 2006-07			
	Adonal Foyle	2008-09			
	Jon Leuer	2012-13 to 2014-15			
	Troy Daniels	2016-17			
	Sean McDermott	2020-21			
31	Darko Milicic	2007-08 to 2008-09			
	Shane Battier	2001-02 to 2005-06, 2010-11			
	Dakota Mathias	2021-22			

ALL-TIME ROSTER



PLAYER COLLEGES

College	Player	College	Player	College	Player
Alabama	Jamychal Green Roy Rogers Gilbert Arenas		Draw Gooden Xavier Henry Josh Selby	Stanford	Jason Collins Casey Jacobsen Brevin Knight
Arizona	Jerryd Bayless Mike Bibby Michael Dickerson Damon Stoudamire Kobi Simmons	Kansas State Kentucky	Wayne Selden Ben McLemore Josh Jackson Xavier Sneed Andrew Harrison Scott Padgett	Syracuse TCU Temple Tennessee	Tyrell Terry Ziaire Williams Lawrence Moten Hakim Warrick Desmond Bane Eddie Jones Yves Pons
Arizona State	Isaac Austin Mike Batiste Byron Scott	Louisville	Marquis Teague Russ Smith DeJuan Wheat Gorgui Dieng	Tennessee-Martin Texas	Jarnell Stokes Lester Hudson Avery Bradley Chris Owens
Arkansas	Ronnie Brewer Lee Mayberry Joe Stephens	Loyola (MD) LSU	Jarell Martin Mahmoud Abdul-Rauf Stromile Swift Garrett Temple	Texas A&M Texas-El Paso	Dexter Pittman Acie Law Vince Hunter Julian Washburn
Arkansas-Little Rock	Wesley Person Theron Smith		Mahmoud Abdul-Rauf Stromile Swift Garrett Temple	Texas Tech	Andre Emmett Jason Sasser Shaquille Harrison
Auburn	Brian Skinner Chris Andersen	Maryland	Tyrus Thomas Obinna Ekezie Tony Massenburg		DaQuan Jeffries Jordan Adams Kyle Anderson
Baylor	Troy Bell Antonio Daniels Sheilvin Mack	Marquette Memphis	Greivis Vasquez Sean McDermott Shareef Abdur-Rahim Leon Powe Ivan Rabb	Tulsa UCLA	Matt Barnes Jordan Farmar J.R. Henderson Ryan Hollins Darrick Martin
Blinn Junior College (TX)	Sean McDermott Shareef Abdur-Rahim Leon Powe Ivan Rabb		James Ennis III Larry Robinson Gerald Wilkins Lance Stephenson Greg Buckner Will Sulomon	UNLV USC	Earl Watson Greg Anthony O.J. Mayo Rodrick Rhodes Alex Stephenson
Boston College	Adonal Foyle Milt Palacio	Michigan Michigan State	DeYonta Davis Jaren Jackson Jr. Kalin Lucas Zach Randolph Xavier Tillman Sr.		De'Anthony Melton Delon Wright Sam Merrill
Bowling Green	Ray McCallum Shane Battier Seth Curry		Bobby Jackson John Thomas Lawrence Roberts DeMarre Carroll Keyon Dooling Xavier Peeler	Utah Utah State Vanderbilt Villanova	Wade Baldwin IV Dante Cunningham Kyle Lowry Doug West Troy Daniels Briante Weber
Butler	Kevin Edwards Steven Hunter Myke Henry		Jontay Porter Shaq Buchanan Ja Morant Eric Strickland		James Johnson Chris King Ish Smith Will Conroy
California	Hashem Thabeet Marcus Williams Benot Benjamin Rodney Buford Anthony Tolliver Chris Johnson	Minnesota Mississippi State Missouri	Pete Chilcutt Ed Davis Mekhtar N'Diaye P.J. Hairston Brice Johnson George Lynch Brandon Wright Tyler Zeller		Justin Holiday Rich Manning Quincy Pondexter Troy Wroten Isaac Fontaine Eddie Gill
California State, Long Beach	Justinie Winslow Blue Edwards		Bryant Reeves Kenny Gattison Dillon Brooks Tyler Dorsey Jordan Bell	Washington State Weber State West Florida West Virginia Western Kentucky	Moochie Norris Jevon Carter Courtney Lee Chris Robinson
Centenary	Nick Calathes Mike Miller	Northwestern State Notre Dame Ohio State	Omari Johnson Antonio Harvey Tim Frazier Steven Adams Eric Mobley Sam Young		Antoine Carr Junior Harrington Jon Leuer Josh Davis Eric Leckner James Posey Aaron Williams
Chattanooga	Allen Iverson Javaris Crittenton		Eric Murdock Michael Smith Otis Thorpe MarShon Brooks Brian Cardinal Cuonzo Martin Dakota Mathias Xavier Munford		Wichita State Wingate Wisconsin Wyoming
Cincinnati	Anthony Roberson Marreese Speights Jason Williams Doug Edwards Alexander Johnson Xavier Rathan-Mayes	Oklahoma Oklahoma State		Xavier	
Clemson	John Konchar Yuta Watanabe Jeff Green	Old Dominion Oregon			
Colgate	Othella Harrington Allen Iverson Javaris Crittenton				
Colorado State	Ivano Novak Dennis Scott Austin Daye Jeremy Pargo Brandon Clarke Killian Tillie Carl Herrera Damon Jones Sam Mack	Providence			
Connecticut	Bo Outlaw Nick Anderson Robert Archibald				
Creighton	Troy Williams Jarrod Uthoff Jamaal Tinsley Darrell Arthur Mario Chalmers				
Dayton					
Delta State					
DePaul					
Detroit Mercy					
Duke					
East Carolina					
Eastern Michigan					
Florida					
Florida State					
Fort Wayne					
George Washington					
Georgetown					
Georgia Tech					
Gonzaga					
Houston					
Illinois					
Indiana					
Iowa					
Iowa State					
Kansas					

INTRO

PLAYERS

EXECUTIVE

BASKETBALL OPS

BUSINESS OPS

MEDIA

COMMUNITY

HISTORY

PLAYOFFS

REVIEW

OPPONENTS

NBA

FEDERATION

AT A GLANCE



PLAYOFFS



PLAYOFFS



PLAYOFFS

PLAYOFF WON & LOST RECORDS

OVERALL RECORD				HOME			ROAD			
Season	W	L	Pct	Finish	W	L	Pct	W	L	Pct
2021-22	6	6	.500	Lost Western Conference Semifinals vs Golden State	4	2	.667	2	4	.333
2020-21	1	4	.200	Lost Western Conference First Round vs Utah*	0	2	.000	1	2	.333
2019-20				Lost Play-In Game vs Portland						
2017-19				Did not qualify						
2016-17	2	4	.333	Lost Western Conference First Round vs San Antonio	2	1	.667	0	3	.000
2015-16	0	4	.000	Lost Western Conference First Round vs San Antonio	0	2	.000	0	2	.000
2014-15	6	5	.545	Lost Western Conference Semifinals vs Golden State	4	2	.667	2	3	.400
2013-14	3	4	.429	Lost Western Conference First Round vs Oklahoma City	1	2	.333	2	2	.500
2012-13	8	7	.533	Lost Western Conference Finals vs San Antonio	5	2	.714	3	5	.375
2011-12	3	4	.428	Lost Western Conference First Round vs LA Clippers	2	2	.500	1	2	.333
2010-11	7	6	.538	Lost Western Conference Semifinals vs Oklahoma City	5	1	.833	2	5	.286
2006-10				Did not qualify						
2005-06	0	4	.000	Lost Western Conference First Round vs Dallas	0	2	.000	0	2	.000
2004-05	0	4	.000	Lost Western Conference First Round vs Phoenix	0	2	.000	0	2	.000
2003-04	0	4	.000	Lost Western Conference First Round vs San Antonio	0	2	.000	0	2	.000
1995-03				Did not qualify						
Total	36	56	.391		23	22	.511	13	34	.277

* - Won play-in games vs San Antonio and at Golden State.

PLAYOFF GAME BY GAME HISTORY

2022 PLAYOFFS

Date	Opponent	Mem	Opp	Hm	Rd	Tot	Atten.	Grizzlies Top Scorer	Grizzlies Top Rebounder	Opponent Top Scorer	
Apr 16	Minnesota	L	117	130	0-1	0-0	17,794	Morant-32	Clarke-12	Edwards-36	
Apr 19	Minnesota	W	124	96	1-1	0-0	17,794	Morant-23	Morant-9	Edwards-20	
Apr 21	@ Minnesota	W	104	95	1-1	1-0	19,634	Bane-26	Morant-10	Russell-22	
Apr 23	@ Minnesota	L	118	119	1-1	1-1	19,634	Bane-34	Morant-8	Towns-23	
Apr 26	Minnesota	W	111	109	2-1	1-1	17,794	Morant-30	Clarke-15	Towns-28	
Apr 29	@ Minnesota	w	114	106	2-1	2-1	19,634	Bane/Brooks-23	Jackson Jr.-14	Edwards-30	
May 1	Golden State	L	116	117	0-1	0-0	17,794	Morant-34	Jackson Jr.-10	Poole-31	
May 3	Golden State	W	106	101	1-1	0-0	17,794	Morant-47	Melton/Morant-8	Curry-27	
May 7	@ Golden State	L	112	142	1-1	0-1	18,064	Morant-34	Melton/Williams-4	Curry-30	
May 9	@ Golden State	L	98	101	1-1	0-2	13	18,064	Jackson Jr.-21	Adams-15	Curry-32
May 11	Golden State	W	134	95	2-1	0-2	17,794	Bane/Jackson Jr./Jones-21	Adams-13	Thompson-19	
May 13	@ Golden State	L	96	110	2-1	0-3	18,064	Brooks-30	Adams-10	Thompson-30	

2021 PLAY-IN GAMES

Date	Opponent	Mem	Opp	Hm	Rd	Tot	Atten.	Grizzlies Top Scorer	Grizzlies Top Rebounder	Opponent Top Scorer
May 19	#10 San Antonio	W	100	96	1-0	0-0	7,019	Brooks-24	Valanciunas-23	DeRozan/Gay-20
May 21	@ #8 Golden State	W	117	112 (OT)	1-0	1-0	7,505	Morant-35	Valanciunas-12	Curry-39

2021 PLAYOFFS

Date	Opponent	Mem	Opp	Hm	Rd	Tot	Atten.	Grizzlies Top Scorer	Grizzlies Top Rebounder	Opponent Top Scorer
May 23	@ Utah	W	112	109	0-0	1-0	13,750	Brooks-31	Valanciunas-12	Bogdanovic-29
May 26	@ Utah	L	129	141	0-0	1-1	14,200	Morant-47	Anderson/Valanciunas-6	Mitchell-25
May 29	Utah	L	111	121	0-1	1-1	12,185	Morant-28	Anderson/Valanciunas-13	Mitchell-29
May 31	Utah	L	113	120	0-2	1-1	12,185	Morant-23	Valanciunas-12	Mitchell-30
June 2	@ Utah	L	110	126	0-2	1-2	14,250	Brooks/Morant-27	Jackson Jr./Morant 7	Mitchell-30

2020 PLAY-IN GAME

Date	Opponent	Mem	Opp	Hm	Rd	Tot	Atten.	Grizzlies Top Scorer	Grizzlies Top Rebounder	Opponent Top Scorer	
Aug 15	@ #8 Portland	L	122	111	0-0	0-1	0-1	-	Morant-35	Valanciunas-17	Lillard-31



2017 PLAYOFFS

Date	Opponent	Mem	Opp	Hm	Rd	Tot	Atten.	Grizzlies Top Scorer	Grizzlies Top Rebounder	Opponent Top Scorer	
Apr 15	@ San Antonio	L	82	111	0-0	0-1	0-1	18,418	Gasol-32	Conley/Gasol-5	Leonard-32
Apr 17	@ San Antonio	L	82	96	0-0	0-2	0-2	18,418	Conley-24	Randolph-10	Leonard-37
Apr 20	San Antonio	W	105	94	1-0	0-2	1-2	18,119	Conley-24	Randolph-8	Leonard-18
Apr 22	San Antonio	W	110	108 (OT)	2-0	0-2	2-2	18,119	Conley-35	Gasol-12	Leonard-43
Apr 25	@ San Antonio	L	103	116	2-0	0-3	2-3	18,418	Conley-26	Randolph-6	Leonard-28
Apr 27	San Antonio	L	96	103	2-1	0-3	2-4	18,119	Conley-26	Randolph-11	Leonard-29

2016 PLAYOFFS

Date	Opponent	Mem	Opp	Hm	Rd	Tot	Atten.	Grizzlies Top Scorer	Grizzlies Top Rebounder	Opponent Top Scorer	
Apr 17	@ San Antonio	L	74	106	0-0	0-1	0-1	18,418	Carter-16	Andersen-9	Leonard-20
Apr 19	@ San Antonio	L	68	94	0-0	0-2	0-2	18,418	Allen-12	Randolph-12	Mills-16
Apr 22	San Antonio	L	87	96	0-1	0-2	0-3	18,119	Randolph-20	Barnes/Randolph-11	Leonard-32
Apr 24	San Antonio	L	95	116	0-2	0-2	0-4	18,119	Stephenson-26	Andersen-13	Leonard-21

2015 PLAYOFFS

Date	Opponent	Mem	Opp	Hm	Rd	Tot	Atten.	Grizzlies Top Scorer	Grizzlies Top Rebounder	Opponent Top Scorer	
Apr 19	Portland	W	100	86	1-0	0-0	1-0	18,119	Udrih-20	Gasol/Randolph-11	Aldridge-32
Apr 22	Portland	W	97	82	2-0	0-0	2-0	18,119	Conley/Lee-18	Randolph-10	Aldridge-24
Apr 25	@ Portland	W	115	109	2-0	1-0	3-0	19,945	Gasol-25	Gasol-7	Batum-27
Apr 27	@ Portland	L	92	99	2-0	1-1	3-1	19,541	Gasol-21	Allen-10	Lillard-32
Apr 29	Portland	W	99	93	3-0	1-1	4-1	18,119	Gasol-26	Gasol-14	McCollum-33
May 3	@ Golden State	L	86	101	3-0	1-2	4-2	19,596	Gasol-21	Gasol/Randolph-9	Curry-22
May 5	@ Golden State	W	97	90	3-0	2-2	5-2	19,596	Conley-22	Carter/Randolph-7	Curry-19
May 9	Golden State	W	99	89	4-0	2-2	6-2	18,119	Randolph-22	Gasol-15	Curry-23
May 11	Golden State	L	84	101	4-1	2-2	6-3	18,119	Gasol-19	Randolph-11	Curry-33
May 13	@ Golden State	L	78	98	4-1	2-3	6-4	19,596	Gasol-18	Gasol-12	Thompson-21
May 15	Golden State	L	95	108	4-2	2-3	6-5	18,119	Gasol-21	Gasol-15	Curry-32

2014 PLAYOFFS

Date	Opponent	Mem	Opp	Hm	Rd	Tot	Atten.	Grizzlies Top Scorer	Grizzlies Top Rebounder	Opponent Top Scorer	
Apr 19	@ Oklahoma City	L	86	100	0-0	0-1	0-1	18,203	Randolph-21	Randolph-11	Durant-33
Apr 21	@ Oklahoma City	W	111	105 (OT)	0-0	1-1	1-1	18,203	Randolph-25	Allen-8	Durant-36
Apr 24	Oklahoma City	W	98	95 (OT)	1-0	1-1	2-1	18,119	Conley-20	Randolph-10	Durant/Westbrook-30
Apr 26	Oklahoma City	L	89	92 (OT)	1-1	1-1	2-2	18,119	Gasol-23	Allen-13	Jackson-32
Apr 29	@ Oklahoma City	W	100	99 (OT)	1-1	2-1	3-2	18,203	Miller-21	Gasol-15	Westbrook-30
May 1	Oklahoma City	L	84	104	1-2	2-1	3-3	18,119	Gasol-17	Randolph-8	Durant-36
May 3	@ Oklahoma City	L	109	120	1-2	2-2	3-4	18,203	Gasol-24	Leuer-7	Durant-33

2013 PLAYOFFS

Date	Opponent	Mem	Opp	Hm	Rd	Tot	Atten.	Grizzlies Top Scorer	Grizzlies Top Rebounder	Opponent Top Scorer	
Apr 20	@ LA Clippers	L	91	112	0-0	0-1	0-1	19,373	Bayless-19	Davis-6	Paul-23
Apr 22	@ LA Clippers	L	91	93	0-0	0-2	0-2	19,276	Conley-28	Allen-10	Paul-24
Apr 25	LA Clippers	W	94	82	1-0	0-2	1-2	18,119	Randolph-27	Randolph-11	Griffin-16
Apr 27	LA Clippers	W	104	83	2-0	0-2	2-2	18,119	Gasol/Randolph-24	Gasol-13	Griffin/Paul-19
Apr 30	@ LA Clippers	W	103	93	2-0	1-2	3-2	19,384	Randolph-25	Randolph-11	Paul-35
May 3	LA Clippers	W	118	105	3-0	1-2	4-2	18,119	Conley/Randolph-23	Allen/Gasol-7	Barnes-30
May 5	@ Oklahoma City	L	91	93	3-0	1-3	4-3	18,203	Gasol-20	Gasol/Randolph-10	Durant-35
May 7	@ Oklahoma City	W	99	93	3-0	2-3	5-3	18,203	Conley-26	Conley-10	Durant-36
May 11	Oklahoma City	W	87	81	4-0	2-3	6-3	18,119	Gasol-20	Randolph-10	Durant-25
May 13	Oklahoma City	W	103	97 (OT)	5-0	2-3	7-3	18,119	Conley-24	Randolph-12	Durant-27
May 15	@ Oklahoma City	W	88	84	5-0	3-3	8-3	18,203	Randolph-28	Randolph-14	Durant-21
May 19	@ San Antonio	L	83	105	5-0	3-4	8-4	18,581	Pondexter-17	Gasol/Randolph-7	Parker-20
May 21	@ San Antonio	L	89	93 (OT)	5-0	3-5	8-5	18,581	Bayless/Conley-18	Randolph-18	Duncan-17
May 25	San Antonio	L	93	104 (OT)	5-1	3-5	8-6	18,119	Conley-20	Randolph-15	Parker-26
May 27	San Antonio	L	86	93	5-2	3-5	8-7	18,119	Pondexter-22	Allen/Randolph-8	Parker-37

INTRO

PLAYERS

EXECUTIVE

BASKETBALL OPS

BUSINESS OPS

MEDIA

COMMUNITY

HISTORY

PLAYOFFS

REVIEW

OPPONENTS

NBA

FEDERATION

AT A GLANCE



PLAYOFFS

2012 PLAYOFFS

Date	Opponent	Mem	Opp	Hm	Rd	Tot	Atten.	Grizzlies Top Scorer	Grizzlies Top Rebounder	Opponent Top Scorer	
Apr 29	LA Clippers	L	98	99	0-1	0-0	0-1	18,119	Gay-19	Speights-9	Young-19
May 2	LA Clippers	W	105	98	1-1	0-0	1-1	18,119	Gay-21	Randolph-8	Paul-29
May 5	@ LA Clippers	L	86	87	1-1	0-1	1-2	19,060	Gay-24	Gasol-10	Paul-24
May 7	@ LA Clippers	L	97	101	1-1	0-2	1-3	19,167	Conley-25	Randolph-9	Griffin-30
May 9	LA Clippers	W	92	80	2-1	0-2	2-3	18,119	Gasol-23	Randolph-10	Williams-20
May 11	@ LA Clippers	W	90	88	2-1	1-2	3-3	19,060	Gasol-23	Randolph-16	Griffin-17
May 13	LA Clippers	L	72	82	2-2	1-2	3-4	18,119	Gasol/Gay-19	Randolph-12	Paul-19

2011 PLAYOFFS

Date	Opponent	Mem	Opp	Hm	Rd	Tot	Atten.	Grizzlies Top Scorer	Grizzlies Top Rebounder	Opponent Top Scorer	
Apr 17	@ San Antonio	W	101	98	0-0	1-0	1-0	18,581	Randolph-25	Randolph-14	Parker-20
Apr 20	@ San Antonio	L	87	93	0-0	1-1	1-1	18,760	Young-17	Gasol-17	Ginobili-17
Apr 23	San Antonio	W	91	88	1-0	1-1	2-1	18,119	Randolph-25	Gasol-9	Ginobili-33
Apr 25	San Antonio	W	104	86	2-0	1-1	3-1	18,119	Conley-15	Gasol-9	Parker-23
Apr 27	@ San Antonio	L	103	110 (OT)	2-0	1-2	3-2	18,581	Randolph-26	Gasol-17	Ginobili-33
Apr 29	San Antonio	W	99	91	3-0	1-2	4-2	18,119	Randolph-31	Gasol-13	Parker-23
May 1	@ Oklahoma City	W	114	101	3-0	2-2	5-2	18,203	Randolph-34	Gasol-13	Durant-33
May 3	@ Oklahoma City	L	102	111	3-0	2-3	5-3	18,203	Conley-24	Gasol-10	Durant-26
May 7	Oklahoma City	W	101	93 (OT)	4-0	2-3	6-3	18,119	Randolph-21	Randolph-21	Westbrook-23
May 9	Oklahoma City	L	123	133 (3OT)	4-1	2-3	6-4	18,119	Randolph-34	Gasol-21	Westbrook-40
May 11	@ Oklahoma City	L	72	99	4-1	2-4	6-5	18,203	Gasol-15	Randolph-7	Durant-19
May 13	Oklahoma City	W	95	83	5-1	2-4	7-5	18,119	Randolph-30	Randolph-13	Westbrook-27
May 15	@ Oklahoma City	L	90	105	5-1	2-5	7-6	18,203	Conley-18	Randolph-10	Durant-39

2006 PLAYOFFS

Date	Opponent	Mem	Opp	Hm	Rd	Tot	Atten.	Grizzlies Top Scorer	Grizzlies Top Rebounder	Opponent Top Scorer	
Apr 23	@ Dallas	L	93	103	0-0	0-1	0-1	20,340	Gasol-24	Tsakalidis-8	Nowitzki-31
Apr 26	@ Dallas	L	79	94	0-0	0-2	0-2	20,612	Gasol-16	Gasol-7	Nowitzki-31
Apr 29	Dallas	L	89	94 (OT)	0-1	0-2	0-3	17,871	Atkins-20	Wright-10	Nowitzki-36
May 1	Dallas	L	76	102	0-2	0-2	0-4	15,104	Gasol-25	Battier-7	Nowitzki-27

2005 PLAYOFFS

Date	Opponent	Mem	Opp	Hm	Rd	Tot	Atten.	Grizzlies Top Scorer	Grizzlies Top Rebounder	Opponent Top Scorer	
Apr 24	@ Phoenix	L	103	114	0-0	0-1	0-1	18,422	Miller-19	Battier-9	Marion-26
Apr 27	@ Phoenix	L	103	108	0-0	0-2	0-2	18,422	Gasol-28	Gasol-16	Stoudemire-34
Apr 29	Phoenix	L	90	110	0-1	0-2	0-3	18,119	Wright-14	Battier/Swift/Wright-8	Stoudemire-30
May 1	Phoenix	L	115	123	0-2	0-2	0-4	17,243	Gasol-28	Battier/Jones-5	Johnson-25

2004 PLAYOFFS

Date	Opponent	Mem	Opp	Hm	Rd	Tot	Atten.	Grizzlies Top Scorer	Grizzlies Top Rebounder	Opponent Top Scorer	
Apr 17	@ San Antonio	L	74	98	0-0	0-1	0-1	18,797	Wells-16	Swift-7	Duncan-26
Apr 19	@ San Antonio	L	70	87	0-0	0-2	0-2	18,797	Gasol-20	Gasol-11	Parker-27
Apr 22	San Antonio	L	93	95	0-1	0-2	0-3	19,351	Gasol-18	Swift/Wright-6	Duncan-22
Apr 25	San Antonio	L	97	110	0-2	0-2	0-4	19,351	Gasol-22	Posey-11	Parker-29

PLAYOFFS



TEAM SCORING RECORDS

Scoring Highs	Grizzlies	Game	Date	Opp	Game	Date
Game, Overall	134	Game 5 vs GSW	5/11/22	142	Game 3 @ GSW	5/7/22
1st Quarter	38	Game 5 vs GSW	5/11/22	47	Game 5 @ UTA	6/2/21
2nd Quarter	39	Game 5 vs GSW	5/11/22	38	(2) Game 3 @ GSW *	5/11/22
3rd Quarter	43	Game 2 @ UTA	5/3/13	41	Game 4 vs UTA	5/31/21
4th Quarter	40	Game 6 @ MIN	4/29/22	41	Game 3 @ GSW	5/7/22
1st Half	77	Game 5 vs GSW	5/11/22	75	Game 5 @ UTA	6/2/21
2nd Half	75	Game 2 @ UTA	5/26/21	78	Game 3 @ GSW	5/7/22
Overtime	15	Game 3 vs OKC	5/7/11	18	(2) Game 3 vs SAS *	5/25/13

Scoring Lows	Grizzlies	Game	Date	Opp	Game	Date
Game, Overall	70	Game 2 @ SAS	4/19/04	80	Game 5 vs LAC	5/9/12
1st Quarter	11	Game 2 @ SAS	4/19/16	14	Game 3 vs SAS	5/25/13
2nd Quarter	12	Game 2 @ DAL	4/26/06	12	Game 3 @ MIN	4/21/22
3rd Quarter	13	Game 2 @ DAL	4/26/06	13	Game 1 @ OKC	4/19/14
4th Quarter	11	Game 2 @ SAS	4/19/04	9	Game 2 @ SAS	5/21/13
1st Half	31	Game 2 @ SAS	5/21/13	36	Game 3 vs OKC	4/24/14
2nd Half	30	Game 3 vs DAL	4/29/06	29	Game 6 vs OKC	5/13/11
Overtime	4	(2) Game 2 @ SAS *	5/21/13	3	Game 4 vs OKC	5/13/13

MARGINS, LEADS & DEFICITS

Margin of Victory	Diff	Game	Diff	Game
All Games	+39	Game 5 vs GSW, 5/11/22 (134-95)	-32	Game 1 @ SAS, 4/17/16 (74-106)
Leads & Deficits	Lead	Game	Def	Game
All Games	+55	Game 5 vs GSW, 5/11/22 (119-64)	-36	(2) Game 1 @ SAS, 4/15/17 (71-107) *
After 1st Quarter	+18	Game 1 vs LAC, 4/29/12 (34-16)	-20	Game 5 @ UTA, 6/2/21 (27-47)
At The Half	+27	Game 5 vs GSW, 5/11/22 (77-50)	-24	Game 5 @ UTA, 6/2/21 (51-75)
After 3rd Quarter	+52	Game 5 vs GSW, 5/11/22 (119-67)	-30	(2) Game 5 @ UTA, 6/2/21 (76-106) *

* Most recent occurrence



PLAYOFFS

PLAYOFFS STATISTICS HISTORY

TOTALS

	Season	G	Min	FG	FGA	Pct	3FG	Att	Pct	FT	FTA	Pct	Off	Def	Tot	Ast	PF	Stl	TO	Blk	Pts	Avg
Mem	2004	4	960	123	290	.424	15	51	.294	73	94	.777	38	100	138	58	100	38	57	20	334	83.5
Mem	2005	4	960	166	351	.473	31	79	.392	48	68	.706	47	111	158	84	98	23	43	18	411	102.8
Mem	2006	4	985	120	266	.451	15	48	.313	82	113	.726	33	104	137	56	110	19	64	15	337	84.3
Mem	2011	13	3245	477	1092	.437	50	157	.318	278	366	.760	162	398	560	245	307	104	170	78	1282	98.6
Mem	2012	7	1705	228	534	.427	24	83	.289	160	215	.744	94	205	299	114	163	50	108	34	640	91.4
Mem	2013	15	3675	511	1223	.418	72	222	.324	326	436	.748	176	450	626	290	332	109	161	69	1420	94.7
Mem	2014	7	1780	257	617	.417	31	107	.290	132	181	.729	90	209	299	152	146	63	75	17	677	96.7
Mem	2015	11	2640	393	925	.425	48	154	.312	208	250	.832	116	362	478	224	213	95	121	45	1042	94.7
Mem	2016	4	960	128	325	.394	19	64	.297	49	70	.700	55	108	163	66	86	32	62	16	324	81.0
Mem	2017	6	1465	208	463	.449	56	145	.386	106	122	.869	46	167	213	113	133	31	68	15	578	96.3
Mem	2021	5	1200	221	472	.468	52	158	.329	81	102	.794	56	150	206	110	103	40	52	20	575	115.0
Mem	2022	12	2880	477	1096	.435	157	430	.365	239	325	.735	149	401	550	302	249	110	168	73	1350	112.5
Total		92	22455	3309	7654	.432	570	1698	.336	1782	2342	.761	1062	2766	3828	1814	2040	714	1115	420	8970	97.5

SAS	2004	4	960	146	288	.507	31	65	.477	67	101	.663	46	122	168	87	81	30	65	25	390	97.5
PHO	2005	4	960	159	316	.503	42	92	.457	95	128	.742	42	130	172	95	70	19	44	31	455	113.8
DAL	2006	4	985	139	307	.453	21	59	.356	94	110	.855	55	117	172	73	112	27	51	18	393	98.3
SAS/OKC	2011	13	3245	457	1030	.444	79	255	.310	298	377	.790	153	415	568	237	308	94	199	88	1291	99.3
LAC	2012	7	1705	233	516	.452	43	123	.350	126	188	.670	65	194	259	114	179	65	106	43	635	90.7
LAC/OKC/SAS	2013	15	3675	527	1171	.450	101	302	.334	256	322	.795	131	472	603	286	380	76	210	98	1411	94.1
OKC	2014	7	1780	253	582	.435	56	173	.324	153	181	.845	94	243	337	130	161	42	107	53	715	102.1
POR/GSW	2015	11	2640	386	885	.436	114	306	.373	170	219	.776	107	373	480	222	224	64	161	62	1056	96.0
SAS	2016	4	960	148	304	.487	41	87	.471	75	91	.824	32	136	168	86	70	39	56	37	412	103.0
SAS	2017	6	1465	223	463	.482	59	144	.410	123	149	.826	59	181	240	98	115	31	68	23	628	104.7
UTA	2021	5	1200	211	432	.488	84	207	.406	111	131	.847	49	179	228	115	96	26	68	31	617	123.4
MIN/GSW	2022	12	2880	469	1039	.451	164	451	.364	219	273	.802	115	428	543	300	285	82	215	81	1321	110.1
Total		92	22455	3351	7333	.457	835	2264	.369	1787	2270	.787	948	2990	3938	1843	2081	595	1318	590	9324	101.3

SINGLE-GAME HIGHS

Record	Grizzlies	Game	Date	Opp	Game	Date
Points	134	Game 5 vs GSW	5/11/22	142	Game 3 @ GSW	5/7/22
Total Rebounds	60	Game 2 @ SAS	5/21/13	70	Game 6 @ GSW	5/13/22
Offensive Rebounds	24	Game 4 vs OKC	5/9/11	25	Game 6 @ GSW	5/13/22
Defensive Rebounds	43	Game 4 vs SAS	4/22/17	45	Game 6 @ GSW	5/13/22
Assists	37	Game 5 vs GSW	5/11/22	34	Game 3 @ GSW	5/7/22
Personal Fouls	36	Game 4 vs OKC	5/9/11	33	Game 6 vs LAC	5/3/13
Steals	14	Game 2 @ SAS	4/19/16	13	(3) Game 1 @ SAS *	4/17/16
Turnovers	23	Game 4 vs SAS	4/22/17	22	(2) Game 5 vs GSW *	5/11/22
Blocks	10	Game 4 @ GSW	5/9/22	12	(2) Game 3 vs SAS *	4/22/16
FG%	.552	Game 1 @ SAS (37/67)	4/17/11	.624	Game 3 @ GSW (53/85)	5/7/22
3P%	.688	Game 1 vs LAC (11/16)	4/29/12	.647	Game 4 vs SAS (11/17)	4/25/04
FT%	.952	Game 2 vs GSW (20/21)	5/3/22	1.000	(2) Game 4 vs SAS (17/17) *	4/22/17
FGM	47	Game 5 vs GSW	5/11/22	53	Game 3 @ GSW	5/7/22
FGA	111	Game 4 vs OKC	5/9/11	104	Game 6 @ GSW	5/13/22
3PM	18	Game 5 vs GSW	5/11/22	20	Game 6 @ GSW	5/13/22
3PA	45	Game 2 vs GSW	5/3/22	53	Game 6 @ GSW	5/13/22
FTM	39	Game 3 @ POR	4/25/15	42	Game 4 vs OKC	5/9/11
FTA	47	Game 6 vs LAC	5/3/13	50	Game 4 vs OKC	5/9/11

SINGLE-GAME LOWS

Record	Grizzlies	Game	Date	Opp	Game	Date
Points	68	Game 2 @ SAS	4/19/16	80	Game 5 vs LAC	5/9/12
Total Rebounds	23	(2) Game 1 @ LAC	4/20/13	28	(2) Game 4 vs LAC *	4/27/13
Offensive Rebounds	4	(2) Game 1 @ LAC *	4/20/13	3	Game 2 @ SAS	4/19/16
Defensive Rebounds	18	Game 4 vs PHO	5/1/05	22	Game 6 @ LAC	5/11/12
Assists	9	Game 4 vs DAL	5/1/06	10	Game 3 vs OKC	5/11/13
Personal Fouls	12	Game 6 @ GSW	5/13/22	11	Game 1 @ SAS	4/17/16
Steals	1	Game 2 @ DAL	4/26/06	1	(3) Game 3 vs SAS *	4/20/17
Turnovers	3	Game 6 vs GSW	5/15/15	5	Game 3 vs PHO	4/29/05
Blocks	0	Game 1 @ GSW	5/3/15	0	(3) Game 6 vs SAS *	4/27/17
FG%	.325	Game 7 vs LAC (25/77)	5/13/12	.337	Game 1 vs POR	4/19/15
3P%	.000	(3) Game 7 vs LAC (0/13) *	5/13/12	.133	(2) Game 2 @ LAC (2/15) *	4/22/13
FT%	.556	(2) Game 2 @ SAS (10/18) *	4/19/16	.433	Game 3 @ LAC (13/30)	5/5/12
FGM	23	Game 1 @ SAS	4/17/04	26	(2) Game 3 vs LAC *	4/25/13
FGA	61	Game 2 @ DAL	4/26/06	61	Game 2 @ SAS	4/17/17
3PM	0	(3) Game 7 vs LAC (0/13) *	5/13/12	2	(2) Game 2 @ LAC *	4/22/13
3PA	6	Game 5 vs LAC	5/9/12	12	Game 4 vs DAL	5/1/06
FTM	4	Game 1 @ SAS	4/17/16	8	(2) Game 6 @ GSW *	5/13/22
FTA	6	Game 1 @ SAS	4/17/16	10	Game 5 @ GSW	5/13/15
FTA	6	Game 1 at SAS	4/17/16	10	Game 5 at GSW	5/13/15



PLAYOFFS STATISTICS HISTORY BY HALF & QUARTER

SINGLE-HALF HIGHS

Record	Grizzlies	Game	Date	Opp	Game	Date
Points	77	Game 5 vs GSW (1st)	5/11/22	75	Game 5 @ UTA (1st)	6/2/21
Total Rebounds	32	Game 6 @ MIN (2nd)	4/29/22	39	Game 6 @ GSW (1st)	5/13/22
Assists	22	Game 5 vs GSW (1st)	5/11/22	18	Game 3 @ GSW (2nd)	5/7/22
Turnovers	15	Game 4 vs SAS (2nd)	4/22/17	14	Game 5 vs GSW (1st)	5/11/22
FG%	.619	Game 2 @ UTA (2nd)	5/26/21	.704	Game 4 vs PHO (2nd)	5/1/05
3PM	11	Game 3 @ GSW (1st)	5/7/22	12	Game 5 @ UTA (1st)	6/2/21

SINGLE-HALF LOWS

Record	Grizzlies	Game	Date	Opp	Game	Date
Points	30	Game 3 vs DAL (2nd)	4/29/06	29	Game 6 vs OKC (2nd)	5/13/11
Total Rebounds	6	Game 1 @ DAL (1st)	4/23/06	9	Game 6 @ LAC (2nd)	5/11/12
Assists	1	Game 5 vs LAC (2nd)	5/9/12	3	(2) Game 4 @ POR (2nd) *	4/27/15
Turnovers	1	(4) Game 3 vs SAS (1st) *	4/20/17	2	(2) Game 2 @ OKC (2nd) *	4/21/14
FG%	.250	Game 1 @ OKC (1st)	4/19/14	.289	Game 6 vs OKC (2nd)	5/13/11
3PM	0	(10+) Game 2 @ SAS (1st) *	4/19/16	0	(6) Game 5 vs SAS (1st) *	5/27/13

SINGLE-QUARTER HIGHS

Record	Grizzlies	Game	Date	Opp	Game	Date
Points	43	Game 2 @ UTA (1st)	5/26/21	47	Game 5 @ UTA (1st)	6/2/21
Total Rebounds	20	Game 1 vs GSW (1st)	5/1/22	21	(2) Game 6 @ GSW (4th) *	5/13/22
Assists	11	(3) Game 5 vs GSW (3rd) *	5/11/22	13	Game 1 @ PHO (1st)	4/24/05
Turnovers	11	Game 1 @ SAS (4th)	4/17/04	11	Game 1 vs MIN (2nd)	4/16/22
FG%	.714	Game 5 vs LAC (1st)	5/9/12	.833	Game 4 vs PHO (3rd)	5/1/05
3PM	9	Game 5 vs GSW (3rd)	5/11/22	9	Game 5 @ UTA (1st)	6/2/21

SINGLE-QUARTER LOWS

Record	Grizzlies	Game	Date	Opp	Game	Date
Points	11	(2) Game 2 @ SAS (2nd) *	4/19/16	9	Game 2 @ SAS (4th)	5/21/13
Total Rebounds	3	(3) Game 1 @ OKC (2nd) *	5/5/13	2	Game 2 @ SAS (3rd)	5/21/13
Assists	0	Game 5 vs LAC (3rd)	5/9/12	0	Game 1 @ SAS (2nd)	4/17/11
Turnovers	0	(10+) Game 5 @ UTA (4th) *	6/2/21	0	(10+) Game 1 @ UTA (4th) *	5/23/21
FG%	.172	Game 1 @ OKC (1st)	4/19/14	.158	Game 3 @ MIN (4th)	4/21/22
3PM	0	(10+) Game 5 vs MIN (3rd) *	4/26/22	0	(10+) Game 4 @ GSW (1st) *	5/9/22

* Most recent occurrence

INTRO

PLAYERS

EXECUTIVE

BASKETBALL
OPSBUSINESS
OPS

MEDIA

COMMUNITY

HISTORY

PLAYOFFS

REVIEW

OPPONENTS

NBA

FEDERATION

AT A GLANCE



PLAYOFFS

INDIVIDUAL PLAYOFFS RECORDS

Series	Grizzlies	Player	Vs	Season	Opp	Player	Team	Season
Points	160	Zach Randolph	OKC	2011	209	Kevin Durant	OKC	2014
Points Per Game	38.3	Ja Morant	GSW	2022	31.3	Dirk Nowitzki	DAL	2006
Total Rebounds	86	Zach Randolph	OKC	2011	68	Russell Westbrook	OKC	2014
Rebounds Per Game	12.3	Marc Gasol	SAS	2011	13.0	Rudy Gobert	UTA	2021
Offensive Rebounds	32	Zach Randolph	OKC	2011	23	Russell Westbrook	OKC	2014
Defensive Rebounds	54	(2) Zach Randolph *	OKC	2011	57	Kevin Durant	OKC	2011
Assists	63	Ja Morant	MIN	2022	56	Russell Westbrook	OKC	2014
Assists Per Game	10.5	Ja Morant	MIN	2022	11.3	Steve Nash	PHO	2005
Steals	14	(3) Kyle Anderson *	UTA	2021	19	Chris Paul	LAC	2012
Blocks	19	Marc Gasol	OKC	2011	19	Serge Ibaka	OKC	2011
FG% (Min. 25 FGA)	.679	Brandon Clarke	MIN	2022	.778	Rudy Gobert	UTA	2021
3P% (Min. 10 3PA)	.583	Marc Gasol	SAS	2017	.769	Meyers Leonard	POR	2015
FT% (Min. 10 FTA)	1.000	Jerryd Bayless	LAC	2013	1.000	(4) J. Clarkson / M. Conley * UTA	UTA	2021
FGM	55	Ja Morant	UTA	2021	73	Kevin Durant	OKC	2014
FGA	128	Zach Randolph	OKC	2011	166	Kevin Durant	OKC	2014
3PM	27	Desmond Bane	MIN	2022	26	Stephen Curry	GSW	2015
3PA	55	Desmond Bane	MIN	2022	70	Stephen Curry	GSW	2022
FTM	55	Zach Randolph	OKC	2011	59	Kawhi Leonard	SAS	2017
FTA	67	Zach Randolph	OKC	2011	61	(2) Kawhi Leonard *	SAS	2017

Single Game	Grizzlies	Player	Date	Opp	Player	Date
Points	47	(2) Ja Morant *	5/3/22 vs GSW	43	Kawhi Leonard	4/22/17 vs SAS
Total Rebounds	21	(2) Marc Gasol *	5/9/11 vs OKC	22	Kevin Looney	5/13/22 @ GSW
Offensive Rebounds	10	(2) Tony Allen *	4/26/14 vs OKC	11	Kevon Looney	5/13/22 @ GSW
Defensive Rebounds	15	Marc Gasol	4/27/11 @ SAS	15	Kevin Durant	5/5/13 @ OKC
Assists	15	Ja Morant	4/23/22 @ MIN	18	Tony Parker	5/21/13 @ SAS
Steals	6	Kyle Anderson	5/23/21 @ UTA	6	(2) Kawhi Leonard *	4/22/17 vs SAS
Turnovers	8	Marc Gasol	4/22/17 vs SAS	7	(10+) Karl-Anthony Towns *	4/26/22 vs MIN
Blocks	7	Jaren Jackson Jr.	4/16/22 vs MIN	6	Serge Ibaka	5/7/11 vs OKC
FG% (Min. 6 FGA)	.900	Marc Gasol (9/10)	4/17/11 @ SAS	1.000	Eric Bledsoe (7/7)	4/20/13 @ LAC
3P% (Min. 4 3PA)	1.000	(2) Vince Carter (4/4) *	4/24/16 vs SAS	1.000	(2) Jordan McLaughlin (4/4) *	4/23/22 @ MIN
FT% (Min. 5 FTA)	1.000	(10+) Desmond Bane (5/5) *	5/1/22 vs GSW	1.000	(10+) Stephen Curry (14/14) *	5/7/22 @ GSW
FGM	15	(2) Ja Morant *	5/3/22 vs GSW	15	(2) Tony Parker *	5/27/13 vs SAS
FGA	31	(2) Ja Morant *	5/3/22 vs GSW	33	Russell Westbrook	5/9/11 vs OKC
3PM	8	Desmond Bane	4/23/22 @ MIN	8	Klay Thompson	5/13/22 @ GSW
3PA	15	(2) Dillon Brooks *	5/13/22 @ GSW	17	Stephen Curry	5/13/15 @ GSW
FTM	16	(2) Ja Morant *	4/16/22 vs MIN	19	Kawhi Leonard	4/17/17 @ SAS
FTA	20	(2) Ja Morant *	4/16/22 vs MIN	22	Amar'e Stoudemire	4/27/05 @ PHO

* Most recent occurrence



GRIZZLIES ALL-TIME PLAYOFFS INDIVIDUAL CAREER LEADERS

GAMES		POINTS		REBOUNDS		ASSISTS	
Zach Randolph	62	Zach Randolph	1058	Zach Randolph	589	Mike Conley	377
Marc Gasol	59	Marc Gasol	1013	Marc Gasol	526	Marc Gasol	204
Mike Conley	56	Mike Conley	925	Tony Allen	268	Ja Morant	129
Tony Allen	56	Tony Allen	498	Mike Conley	205	Zach Randolph	109
Darrell Arthur	28	Ja Morant	395	Shane Battier	114	Tony Allen	80
GAMES STARTED		SCORING AVERAGE		REBOUND AVERAGE		ASSIST AVERAGE	
Zach Randolph	60	Ja Morant	28.2	Jonas Valanciūnas	9.8	Ja Morant	9.2
Marc Gasol	59	Pau Gasol	20.0	Zach Randolph	9.5	Mike Conley	6.7
Mike Conley	56	Rudy Gay	19.0	Marc Gasol	8.9	Jason Williams	4.9
Tony Allen	47	Dillon Brooks	18.1	Chris Andersen	7.8	Jordan Farmar	4.0
Tayshaun Prince	21	Marc Gasol	17.2	Matt Barnes	7.3	Tyus Jones	3.5
FIELD GOALS MADE		FIELD GOAL ATTS		FREE THROWS MADE		FREE THROW ATTS	
Zach Randolph	407	Zach Randolph	944	Marc Gasol	290	Marc Gasol	361
Marc Gasol	358	Marc Gasol	794	Zach Randolph	240	Zach Randolph	327
Mike Conley	321	Mike Conley	776	Mike Conley	213	Mike Conley	269
Tony Allen	188	Tony Allen	433	Tony Allen	117	Tony Allen	162
Ja Morant	136	Ja Morant	297	Ja Morant	96	Ja Morant	127
MINUTES		FIELD GOAL PCT		3-PT FG PCT		FREE THROW PCT	
Marc Gasol	2343	Brandon Clarke	.613	Desmond Bane	.490	Vince Carter	.958
Zach Randolph	2245	Jonas Valanciūnas	.569	Quincy Pondexter	.456	Jerryd Bayless	.885
Mike Conley	2092	Lorenzen Wright	.536	Mike Miller	.418	Courtney Lee	.878
Tony Allen	1545	Lance Stephenson	.523	Courtney Lee	.408	Desmond Bane	.857
Shane Battier	656	Quincy Pondexter	.518	Tyus Jones	.388	James Posey	.853
3-PT FG MADE		3-PT FG ATTS		OFFENSIVE REBS		DEFENSIVE REBS	
Mike Conley	70	Mike Conley	221	Zach Randolph	202	Marc Gasol	405
Desmond Bane	49	Desmond Bane	100	Marc Gasol	121	Zach Randolph	387
Jaren Jackson Jr.	35	Jaren Jackson Jr.	100	Tony Allen	103	Mike Conley	176
Dillon Brooks	33	Dillon Brooks	92	Shane Battier	40	Tony Allen	165
Mike Miller	28	Ja Morant	81	Brandon Clarke	37	Ja Morant	76
STEALS		STEALS PER GAME		BLOCKS		BLOCKS PER GAME	
Tony Allen	105	Tony Allen	1.88	Marc Gasol	103	Jaren Jackson Jr.	2.12
Mike Conley	81	Kyle Anderson	1.47	Jaren Jackson Jr.	36	Marc Gasol	1.75
Marc Gasol	53	Mike Conley	1.45	Tony Allen	31	Pau Gasol	1.50
Zach Randolph	48	Ja Morant	1.43	Zach Randolph	24	Stromile Swift	0.86
Kyle Anderson	25	Rudy Gay	1.29	Pau Gasol	18	Brandon Clarke	0.79
MINUTES PER GAME		TURNOVERS		PERSONAL FOULS		DISQUALIFICATIONS	
Rudy Gay	39.9	Mike Conley	119	Marc Gasol	204	Jaren Jackson Jr.	3
Marc Gasol	39.7	Zach Randolph	116	Zach Randolph	196	O.J. Mayo	3
Ja Morant	38.6	Marc Gasol	100	Tony Allen	173	Tony Allen	2
Mike Conley	37.4	Tony Allen	84	Mike Conley	127	Dillon Brooks	2
Zach Randolph	36.2	Ja Morant	49	Shane Battier / Jaren Jackson Jr.	74	Marc Gasol	2

INTRO

PLAYERS

EXECUTIVE

BASKETBALL OPS

BUSINESS OPS

MEDIA

COMMUNITY

HISTORY

PLAYOFFS

REVIEW

OPPONENTS

NBA

FEDERATION

AT A GLANCE



PLAYOFFS

MEMPHIS GRIZZLIES 2022 FIRST ROUND VS. MINNESOTA TIMBERWOLVES

PLAYER	G	GS	MIN	FIELD GOALS			3-POINT FG			FREE THROWS			REBOUNDS			AST	PF	DQ	STL	TO	BLK	PTS	AVG
				FG	FGA	PCT	FG	FGA	PCT	FT	FTA	PCT	OFF	DEF	TOT								
Bane	6	6	228	48	96	.500	27	55	.491	18	20	.900	1	24	25	13	12	0	5	11	7	141	23.5
Morant	6	6	222	39	101	.386	4	20	.200	47	66	.712	10	42	52	63	16	0	9	25	4	129	21.5
Brooks	6	6	200	36	96	.375	13	35	.371	14	21	.667	5	10	15	14	22	1	5	16	1	99	16.5
Clarke	6	0	177	38	56	.679	0	1	.000	23	35	.657	23	31	54	16	11	0	5	4	6	99	16.5
Jackson	6	6	147	24	61	.393	10	28	.357	13	19	.684	14	29	43	3	31	2	4	10	16	71	11.8
Jones	6	0	115	19	41	.463	10	20	.500	8	9	.889	2	16	18	25	5	0	7	9	0	56	9.3
Williams	5	0	55	8	19	.421	3	12	.250	9	10	.900	1	0	1	1	6	0	2	0	0	28	5.6
Anderson	6	1	117	12	20	.600	0	2	.000	6	7	.857	6	21	27	8	11	0	6	3	3	30	5.0
Tillman	5	3	80	11	15	.733	0	1	.000	2	5	.400	10	9	19	1	11	0	1	7	0	24	4.8
Melton	4	0	47	3	18	.167	2	14	.143	1	2	.500	0	7	7	5	5	0	2	4	0	9	2.3
Culver	1	0	5	1	2	.500	0	0	---	0	0	---	1	2	3	1	0	0	2	0	0	2	2.0
Adams	3	2	31	0	0	---	0	0	---	0	0	---	2	3	5	4	7	0	0	1	0	0	0.0
Konchar	4	0	17	0	2	.000	0	2	.000	0	0	---	0	9	9	1	2	0	1	0	0	0	0.0
GRIZZLIES	6	-	1440	239	527	.454	69	190	.363	141	194	.727	75	203	278	155	139	3	49	96	37	688	114.7
TIMBERWOLVES	6	-	1440	218	492	.443	83	214	.388	136	168	.810	42	198	240	137	161	2	49	106	47	655	109.2

----- SINGLE-GAME HIGHS -----

----- AVERAGE PER GAME -----

- CAREER HIGHS (C=SET, T=TIED THIS SERIES) -

PLAYER	MIN	REB	AST	ST	TO	BL	PTS	MIN	REB	AST	STL	TO	BLK	PTS	FG	FGA	FT	FPA	REB	AST	STL	BLK	PTS
Bane	45	6	4	2	5	3	34	38.0	4.2	2.2	0.83	1.8	1.17	23.5	11C	20C	5T	5T	7	6	34C		
Morant	45	13	15	3	7	3	32	37.1	8.7	10.5	1.50	4.2	0.67	21.5	15	31	16C	20T	13C	15C	47		
Brooks	37	4	4	1	4	1	24	33.3	2.5	2.3	0.83	2.7	0.17	16.5	13	28	7T	10C	7	8	31		
Clarke	37	15	5	2	1	3	21	29.4	9.0	2.7	0.83	0.7	1.00	16.5	9C	14C	8C	8C	15C	5C	21C		
Jackson	34	14	1	2	4	7	18	24.5	7.2	0.5	0.67	1.7	2.67	11.8	10	21	9	11	14C	3	33		
Jones	26	5	6	2	3	0	13	19.1	3.0	4.2	1.17	1.5	0.00	9.3	8	18	5C	5C	9	9	21		
Williams	19	1	1	1	0	0	13	11.0	0.2	0.2	0.40	0.0	0.00	5.6	5	9	6C	6C	5	2	14		
Anderson	26	6	3	2	2	1	8	19.6	4.5	1.3	1.00	0.5	0.50	5.0	8	15	4	7	13	7	20		
Tillman	21	7	1	1	3	0	13	15.9	3.8	0.2	0.20	1.4	0.00	4.8	6C	7C	1T	4C	7C	2	13C		
Melton	18	2	3	1	2	0	7	11.7	1.8	1.3	0.50	1.0	0.00	2.3	5	14	2	2T	8	4	15		
Culver	5	3	1	2	0	0	2	4.7	3.0	1.0	2.00	0.0	0.00	2.0	2	6	1	2	3T	1C	5		
Adams	24	3	3	0	1	0	0	10.2	1.7	1.3	0.00	0.3	0.00	0.0	9	14	7	9	17	3T	19		
Konchar	10	6	1	1	0	0	0	4.3	2.3	0.3	0.25	0.0	0.00	0.0	3	5	2	2	6C	2	9		
GRIZZLIES	240	55	31	10	19	9	124	240.0	46.3	25.8	8.17	16.0	6.17	114.7	47	111	39	47	60	37	134		
OPPONENTS	240	46	32	12	23	11	130	240.0	40.0	22.8	8.17	17.7	7.83	109.2	53	104	42	50	70	34	142		

MINNESOTA TIMBERWOLVES 2022 FIRST ROUND VS. MEMPHIS GRIZZLIES

PLAYER	G	GS	MIN	FIELD GOALS			3-POINT FG			FREE THROWS			REBOUNDS			AST	PF	DQ	STL	TO	BLK	PTS	AVG
				FG	FGA	PCT	FG	FGA	PCT	FT	FTA	PCT	OFF	DEF	TOT								
Edwards	6	6	227	50	110	.455	23	57	.404	28	34	.824	4	21	25	18	22	0	7	15	7	151	25.2
Towns	6	6	222	39	80	.488	10	22	.455	43	50	.860	11	54	65	13	25	0	4	27	12	131	21.8
Russell	6	6	196	24	72	.333	12	31	.387	12	16	.750	0	15	15	40	17	0	9	17	0	72	12.0
Beverley	6	6	194	21	49	.429	9	26	.346	15	22	.682	4	15	19	29	28	2	7	12	7	66	11.0
McDaniels	6	0	130	18	34	.529	10	20	.500	10	12	.833	5	12	17	4	18	0	2	6	11	56	9.3
Beasley	6	0	119	19	44	.432	8	25	.320	5	6	.833	2	18	20	4	9	0	2	7	1	51	8.5
McLaughlin	5	0	83	12	17	.706	4	7	.571	3	4	.750	0	12	12	17	5	0	5	2	0	31	6.2
Nowell	1	0	12	3	10	.300	0	5	.000	0	0	0	0	0	0	1	1	0	1	0	0	6	6.0
Prince	5	0	65	10	27	.370	4	14	.286	6	7	.857	1	7	8	6	5	0	2	4	1	30	6.0
Vanderbilt	6	6	129	13	27	.481	0	0	---	7	10	.700	12	31	43	4	16	0	7	5	2	33	5.5
Reid	5	0	54	7	17	.412	3	7	.429	7	7	1.000	2	12	14	0	14	0	1	5	6	24	4.8
Monroe	2	0	7	2	5	.400	0	0	---	0	0	---	1	1	2	1	1	0	2	1	0	4	2.0
Okogie	1	0	2	0	0	---	0	0	---	0	0	---	0	0	0	0	0	0	0	0	0	0	0.0
TIMBERWOLVES	6	-	1440	218	492	.443	83	214	.388	136	168	.810	42	198	240	137	161	2	49	106	47	655	109.2
GRIZZLIES	6	-	1440	239	527	.454	69	190	.363	141	194	.727	75	203	278	155	139	3	49	96	37	688	114.7

----- SINGLE-GAME HIGHS -----

----- AVERAGE PER GAME -----

- CAREER HIGHS (C=SET, T=TIED THIS SERIES) -

PLAYER	MIN	REB	AST	ST	TO	BL	PTS	MIN	REB	AST	STL	TO	BLK	PTS	FG	FGA	FT	FPA	REB	AST	STL	BLK	PTS	
Edwards	41	7	6	2	5	3	36	37.8	4.2	3.0	1.17	2.5	1.17	25.2	12C	24C	8C	8C	7C	6C	36C			
Towns	43	14	4	3	7	5	33	36.9	10.8	2.2	0.67	4.5	2.00	21.8	11C	19C	14C	17C	16	47	47	33C		
Russell	39	5	9	3	4	0	22	32.7	2.5	6.7	1.50	2.8	0.00	12.0	12	27	5T	5T	7	9C	26			
Beverley	38	6	6	3	5	2	17	32.3	3.2	4.8	1.17	2.0	1.17	11.0	8	15	6	7C	14	7	21			
McDaniels	33	7	2	1	4	3	24	21.6	2.8	0.7	0.33	1.0	1.83	9.3	8C	9C	4C	4C	7C	2C	24C			
Beasley	30	6	2	1	2	1	23	19.8	3.3	0.7	0.33	1.2	0.17	8.5	8C	14C	3T	8	9	3	23C			
McLaughlin	25	5	4	2	2	0	16	16.6	2.4	3.4	1.00	0.4	0.00	6.2	5C	6C	2C	2C	5C	4C	16C			
Nowell	12	0	1	1	0	0	6	11.9	0.0	1.0	1.00	0.0	0.00	6.0	3C	10C	0C	0C	0C	1C	6C			
Prince	19	3	3	2	2	1	12	13.1	1.6	1.2	0.40	0.8	0.20	6.0	7	11	4	4C	7	4	16			
Vanderbilt	35	13	2	3	2	1	12	21.5	7.2	0.7	1.17	0.8	0.33	5.5	6C	8C	6C	8C	13C	2C	12C			
Reid	20	7	0	1	3	2	12	10.8	2.8	0.0	0.20	1.0	1.20	4.8	4C	7C	6C	6C	7C	0C	12C			
Monroe	7	2	1	2	1	0	4	3.6	1.0	0.5	1.00	0.5	0.00	2.0	6	13	7	10	15	3	18			
Okogie	2	0	0	0	0	0	0	2.2	0.0	0.0	0.00	0.0	0.00	0.0	0C	0C	0C	0C	0C	0C	0C			
TIMBERWOLVES	240	46	32	12	23	11	130	240.0	40.0	22.8	8.17	17.7	7.83	109.2	47	96	32	44	58	32C	130C			
OPPONENTS	240	55	31																					



MEMPHIS GRIZZLIES 2022 WESTERN CONFERENCE SEMIFINALS VS. GOLDEN STATE WARRIORS

PLAYER	G	GS	MIN	FIELD GOALS			3-POINT FG			FREE THROWS			REBOUNDS			AST	PF	DQ	STL	TO	BLK	PTS	AVG
				FG	FGA	PCT	FG	FGA	PCT	FT	FTA	PCT	OFF	DEF	TOT								
Morant	3	3	115	42	83	.506	13	30	.433	18	21	.857	3	17	20	25	6	0	9	7	0	115	38.3
Jackson	6	6	185	35	95	.368	17	44	.386	27	34	.794	12	26	38	8	22	1	5	7	14	114	19.0
Bane	6	6	200	28	63	.444	16	33	.485	12	15	.800	4	16	20	13	11	0	6	5	2	84	14.0
Brooks	5	5	136	24	76	.316	12	37	.324	2	4	.500	3	12	15	16	14	0	6	6	2	62	12.4
Jones	6	3	148	20	58	.345	8	25	.320	6	6	1.000	2	19	21	29	3	0	7	4	2	54	9.0
Williams	5	1	112	15	33	.455	8	24	.333	3	3	1.000	3	12	15	4	8	0	3	2	0	41	8.2
Clarke	6	0	120	18	35	.514	0	0	---	13	19	.684	14	15	29	8	12	0	4	8	4	49	8.2
Melton	6	0	123	18	47	.383	9	30	.300	2	2	1.000	9	15	24	11	4	0	8	10	5	47	7.8
Anderson	6	0	103	17	31	.548	3	10	.300	5	11	.455	4	21	25	13	11	0	5	7	4	42	7.0
Adams	4	3	83	9	21	.429	0	0	---	6	11	.545	13	27	40	11	5	0	1	3	1	24	6.0
Tillman	4	3	60	7	10	.700	1	1	1.000	1	1	1.000	3	8	11	5	5	0	5	3	1	16	4.0
Culver	2	0	18	2	8	.250	0	2	.000	1	2	.500	1	3	4	0	4	0	0	2	0	5	2.5
Konchar	4	0	38	3	9	.333	1	4	.250	2	2	1.000	3	7	10	4	5	0	2	1	1	9	2.3
GRIZZLIES	6	-	1440	238	569	.418	88	240	.367	98	131	.748	74	198	272	147	110	1	61	72	36	662	110.3
WARRIORS	6	-	1440	251	547	.459	81	237	.342	83	105	.790	73	230	303	163	124	0	33	109	34	666	111.0

SINGLE-GAME HIGHS

AVERAGE PER GAME

CAREER HIGHS (G=SET, T=TIED THIS SERIES)

PLAYER	MIN	REB	AST	ST	BL	PTS	MIN			REB			AST			STL			BLK			PTS		
							REB	AST	STL	TO	BLK	PTS	REB	AST	STL	TO	BLK	PTS	REB	AST	STL	TO	BLK	PTS
Morant	41	9	10	3	3	0	47	38.4	6.7	8.3	3.00	2.3	0.00	38.3	15T	31C	16	20	13	15	47T			
Jackson	38	10	3	2	3	5	33	30.8	6.3	1.3	0.83	1.2	2.33	19.0	10C	21C	9	11	14	3T	33C			
Bane	44	7	6	3	2	1	25	33.3	3.3	2.2	1.00	0.8	0.33	14.0	11	20	5T	5T	7T	6C	34			
Brooks	39	5	8	3	4	1	30	27.1	3.0	3.2	1.20	1.2	0.40	12.4	13	28C	7	10	7	8C	31			
Jones	41	9	9	2	2	1	21	24.6	3.5	4.8	1.17	0.7	0.33	9.0	8C	18C	5	5	9C	9C	21C			
Williams	30	5	2	1	1	0	14	22.5	3.0	0.8	0.60	0.4	0.00	8.2	5C	9C	6	6	5C	2C	14C			
Clarke	31	8	4	1	4	2	12	20.0	4.8	1.3	0.67	1.3	0.67	8.2	9	14	8	8	15	5	21			
Melton	27	8	4	3	4	3	14	20.5	4.0	1.8	1.33	1.7	0.83	7.8	5T	14C	2	2	8C	4C	15			
Anderson	23	8	7	2	2	2	17	17.2	4.2	2.2	0.83	1.2	0.67	7.0	8	15	4	7C	13	7C	20			
Adams	28	15	3	1	2	1	10	20.8	10.0	2.8	0.25	0.8	0.25	6.0	9	14	7	9	17	3T	19			
Tillman	22	6	2	3	2	1	7	14.9	2.8	1.3	1.25	0.8	0.25	4.0	6	7	1T	4	7	2C	13			
Culver	12	3	0	0	2	0	5	8.8	2.0	0.0	0.00	1.0	0.00	2.5	2C	6C	1C	2C	3T	1	5C			
Konchar	16	4	2	2	1	1	9	9.5	2.5	1.0	0.50	0.3	0.25	2.3	3C	5C	2C	2C	6	2C	9C			
GRIZZLIES	240	55	37	13	16	10	134	240.0	45.3	24.5	10.17	12.0	6.00	110.3	47C	111	39	47	60	37C	134C			
OPPONENTS	240	70	34	10	22	10	142	240.0	50.5	27.2	5.50	18.2	5.67	111.0	53C	104C	42	50	70C	34C	142C			

GOLDEN STATE WARRIORS 2022 WESTERN CONFERENCE SEMIFINALS VS. MEMPHIS GRIZZLIES

PLAYER	G	GS	MIN	FIELD GOALS			3-POINT FG			FREE THROWS			REBOUNDS			AST	PF	DQ	STL	TO	BLK	PTS	AVG
				FG	FGA	PCT	FG	FGA	PCT	FT	FTA	PCT	OFF	DEF	TOT								
Curry	6	6	214	50	121	.413	23	70	.329	33	37	.892	3	26	29	35	15	0	4	15	3	156	26.0
Thompson	6	6	213	43	106	.406	20	55	.364	5	7	.714	2	28	30	15	11	0	7	11	6	111	18.5
Poole	6	0	179	40	86	.465	12	38	.316	15	16	.938	5	20	25	26	15	0	1	19	4	107	17.8
Wiggins	6	6	198	35	75	.467	9	27	.333	11	17	.647	20	22	42	5	16	0	5	9	8	90	15.0
Kuminga	5	3	76	20	36	.556	2	9	.222	8	9	.889	4	13	17	5	8	0	1	6	1	50	10.0
Moody	2	0	21	6	10	.600	3	4	.750	0	0	---	0	4	4	1	1	0	0	1	1	15	7.5
Green	6	6	170	16	31	.516	0	6	.000	6	9	.667	8	44	52	36	22	0	4	24	5	38	6.3
Porter	5	0	106	11	25	.440	7	16	.438	2	2	1.000	6	17	23	12	12	0	6	4	2	31	6.2
Looney	6	1	111	15	23	.652	0	0	---	2	4	.500	16	33	49	12	12	0	3	5	2	32	5.3
Payton	2	2	26	4	5	.800	0	0	---	1	2	.500	4	3	7	3	4	0	1	4	1	9	4.5
Lee	6	0	73	7	17	.412	3	7	.429	0	1	.000	3	10	13	5	4	0	1	4	0	17	2.8
Bjelica	3	0	32	2	5	.400	1	2	.500	0	0	---	2	4	6	4	4	0	0	2	0	5	1.7
Toscano-Anderson	4	0	21	2	7	.286	1	3	.333	0	1	.000	0	6	6	4	4	0	3	1	1	5	1.3
WARRIORS	6	-	1440	251	547	.459	81	237	.342	83	105	.790	73	230	303	163	124	0	33	109	34	666	111.0
GRIZZLIES	6	-	1440	238	569	.418	88	240	.367	98	131	.748	74	198	272	147	110	1	61	72	36	662	110.3

SINGLE-GAME HIGHS

AVERAGE PER GAME

CAREER HIGHS (G=SET, T=TIED THIS SERIES)

PLAYER	MIN	REB	AST	ST	BL	PTS	MIN			REB			AST			STL			BLK			PTS		
							REB	AST	STL	TO	BLK	PTS	REB	AST	STL	TO	BLK	PTS	REB	AST	STL	TO	BLK	PTS
Curry	40	9	8	1	5	2	32	35.7	4.8	5.8	0.67	2.5	0.50	26.0	18	35	16	16	15	15	47			
Thompson	42	9	4	3	3	3	30	35.4	5.0	2.5	1.17	1.8	1.00	18.5	14	31	15	16	14	7	41			
Poole	38	8	9	1	4	2	31	29.8	4.2	4.3	0.17	3.2	0.67	17.8	12C	20C	7	9	8C	9T	31C			
Wiggins	41	11	2	2	3	3	18	33.0	7.0	0.8	0.83	1.5	1.33	15.0	11	20	4T	7C	11T	5	27			
Kuminga	24	6	2	1	4	1	18	15.3	3.4	1.0	0.20	1.2	0.20	10.0	8C	16C	6	8	8	2C	18C			
Moody	17	3	1	0	1	1	10	10.6	2.0	0.5	0.00	0.5	0.50	7.5	4T	7T	1	2	3C	1T	10T			
Green	39	15	8	3	5	1	14	28.3	8.7	6.0	0.67	4.0	0.83	6.3	13	23	9	10	19	13	37			
Porter	26	9	4	2	2	2	13	21.2	4.6	2.4	1.20	0.8	0.40	6.2	8	15	9	10	11	5	20			
Looney	35	22	5	1	2	1	8	18.5	8.2	2.0	0.50	0.8	0.33	5.3	10	14	7	8	22C	5C	21			
Payton	23	7	3	1	4	1	8	13.0	3.5	1.5	0.50	2.0	0.50	4.5	6	8	3	4	7C	3T	15			
Lee	24	3	4	1	1	0	10	12.2	2.2	0.8	0.17	0.7	0.00	2.8	4C	6T	2	2	6	4C	10C			
Bjelica	20	3	2	0	1	0	5	10.5	2.0	1.3	0.00	0.7	0.00	1.7	5	9	4	5	8	3	16			
Toscano-Anderson	16	5	2	0	3	1	5	5.1	1.5	1.0	0.00	0.8	0.25	1.3	2C	5C	1	2	5C	2C	5C			
WARRIORS	240	70	34	10	22	10	142	240.0	50.5	27.2	5.50	18.2	5.67	111.0	58	140	48	58	87	40	143			
OPPONENTS	240	55																						



PLAYOFFS

MEMPHIS GRIZZLIES 2021 FIRST ROUND VS. UTAH JAZZ

PLAYER	G	GS	MIN	FIELD GOALS			3-POINT FG			FREE THROWS			REBOUNDS				PF	DQ	STL	TO	BLK	PTS	AVG
				FG	FGA	PCT	FG	FGA	PCT	FT	FTA	PCT	OFF	DEF	TOT	AST							
Moran	5	5	203	55	113	.487	10	31	.323	31	40	.775	7	17	24	41	9	0	2	17	0	151	30.2
Brooks	5	5	175	50	97	.515	8	20	.400	21	26	.808	5	16	21	11	17	1	7	9	2	129	25.8
Valanciunas	5	5	166	33	58	.569	2	8	.250	7	8	.875	20	29	49	13	18	3	10	3	75	15.0	
Ja. Jackson	5	5	137	23	54	.426	8	28	.286	14	16	.875	9	19	28	5	21	0	5	4	6	68	13.6
Anderson	5	5	142	18	42	.429	3	12	.250	3	4	.750	4	21	25	16	9	0	14	4	0	42	8.4
Allen	5	0	116	12	33	.364	8	21	.381	0	1	.000	3	10	13	1	13	0	2	1	1	32	6.4
Melton	5	0	83	11	31	.355	6	20	.300	3	5	.600	4	12	16	5	7	0	1	3	4	31	6.2
Bane	5	0	99	11	19	.579	6	12	.500	0	0	---	2	15	17	10	6	0	4	3	2	28	5.6
Jones	5	0	47	6	17	.353	1	4	.250	2	2	1.000	1	6	7	6	1	0	1	0	0	15	3.0
Clarke	2	0	9	1	2	.500	0	0	---	0	0	---	0	1	1	0	0	0	0	0	1	2	1.0
Tillman	3	0	18	1	5	.200	0	1	.000	0	0	---	1	2	3	1	2	0	1	1	0	2	.07
Konchar	1	0	3	0	1	.000	0	1	.000	0	0	---	0	1	1	0	0	0	0	0	1	0	0.0
Winslow	1	0	3	0	0	---	0	0	---	0	0	---	0	1	1	1	0	0	0	0	0	0	0.0
GRIZZLIES	5	-	1200	211	472	.488	52	158	.329	81	102	.794	56	150	206	110	103	1	40	52	20	575	115.0
JAZZ	5	-	1200	221	472	.468	84	207	.406	111	132	.847	49	179	228	115	96	1	26	68	31	617	123.4

SINGLE-GAME HIGHS

AVERAGE PER GAME

CAREER HIGHS (G=SET, T=TIED THIS SERIES)

PLAYER	MIN	REB	AST	ST	TO	BL	PTS	MIN	REB	AST	STL	TO	BLK	PTS	FG	FGA	FT	FTA	REB	AST	PTS
Moran	43	7	12	1	6	0	47	40.5	4.8	8.2	0.40	3.4	0.00	30.2	15C	26C	15C	20C	7C	12C	47C
Brooks	40	7	3	2	3	2	31	34.9	4.2	2.2	1.40	1.8	0.40	25.8	13C	26C	7C	8C	7C	3C	31C
Valanciunas	39	13	5	2	4	1	18	33.1	9.8	2.6	0.60	2.0	0.60	15.0	10	19	7	9	21	5C	24
Ja. Jackson	31	9	3	3	2	3	21	27.5	5.6	1.0	1.00	0.8	1.20	13.6	9C	18C	9C	11C	9C	3C	21C
Anderson	36	13	5	6	2	0	14	28.4	5.0	3.2	2.80	0.8	0.00	8.4	8	15	4	4T	13C	5T	20
Allen	30	3	1	1	1	1	17	23.1	2.6	0.2	0.40	0.2	0.20	6.4	6C	11C	5	7	3C	1C	17C
Melton	23	5	2	1	1	1	15	16.7	3.2	1.0	0.20	0.6	0.80	6.2	5C	9C	2C	2C	5C	2C	15C
Bane	24	4	4	2	2	1	8	19.8	3.4	2.0	0.80	0.6	0.40	5.6	3C	6C	0C	0C	4C	4C	8C
Jones	17	3	3	1	0	0	6	9.3	1.4	1.2	0.20	0.0	0.00	3.0	2C	6C	2C	2C	5	3T	6C
Clarke	7	1	0	0	0	1	2	4.7	0.5	0.0	0.00	0.0	0.50	1.0	1C	2C	0C	0C	1C	0C	2C
Tillman	8	2	1	1	1	0	2	5.9	1.0	0.3	0.33	0.3	0.00	0.7	1C	3C	0C	0C	2C	1C	2C
Konchar	3	1	0	0	0	1	0	2.8	1.0	0.0	0.00	0.0	1.00	0	0C	1C	0C	0C	1C	0C	0C
Winslow	3	1	1	0	0	0	0	2.8	1.0	0.0	0.00	0.0	0.00	0.0	4	1	1	7	10	5	19
GRIZZLIES	240	50	26	12	14	6	129	240.0	41.2	22.0	8.00	10.4	4.00	115.0	46C	111	39	47	60	30	129C
OPPONENTS	240	51	28	10	16	11	141	240.0	45.6	23.0	5.20	13.6	6.20	123.4	49C	97	42	50	58	29	141C0

UTAH JAZZ 2021 FIRST ROUND VS. MEMPHIS GRIZZLIES

PLAYER	G	GS	MIN	FIELD GOALS			3-POINT FG			FREE THROWS			REBOUNDS				PF	DQ	STL	TO	BLK	PTS	AVG
				FG	FGA	PCT	FG	FGA	PCT	FT	FTA	PCT	OFF	DEF	TOT	AST							
Mitchell	4	4	120	36	80	.450	14	35	.400	28	31	.903	1	11	12	23	7	0	5	11	1	114	28.5
Clarkson	5	0	126	31	76	.408	10	42	.238	21	21	1.000	3	13	16	7	6	0	3	14	3	93	18.6
Bogdanovic	5	5	165	30	61	.492	13	30	.433	19	21	.905	3	21	24	8	7	0	6	13	0	92	18.4
Conley	5	5	150	28	60	.467	17	31	.548	14	14	1.000	2	17	19	43	13	0	1	8	3	87	17.4
Gobert	5	5	162	35	45	.778	0	0	---	17	30	.567	21	44	65	6	21	1	0	7	16	87	17.4
O'Neale	5	5	172	20	39	.513	15	28	.536	0	0	---	6	29	35	9	16	0	8	1	1	55	11.0
Inglis	5	1	135	10	25	.400	7	20	.350	3	3	1.000	0	14	14	14	7	0	2	4	0	30	6.0
Niang	5	0	70	9	26	.346	8	20	.400	4	4	1.000	2	10	12	3	8	0	0	3	1	30	6.0
Favors	5	0	75	12	15	.800	0	0	---	5	7	.714	10	18	28	2	9	0	0	2	6	29	5.8
Brantley	1	0	2	0	1	.000	0	0	---	0	0	---	0	1	1	0	0	0	0	1	0	0	0.0
Forrest	1	0	4	0	1	.000	0	0	---	0	0	---	0	0	0	0	0	0	0	0	0	0	0.0
Morgan	1	0	2	0	0	---	0	0	---	0	0	---	1	1	2	0	0	0	0	0	0	0	0.0
Oni	3	0	13	0	1	.000	0	1	.000	0	0	---	0	0	0	0	2	0	1	0	0	0	0.0
Thomas	1	0	2	0	2	.000	0	0	---	0	0	---	0	0	0	0	0	0	0	0	0	0	0.0
JAZZ	5	-	1200	211	432	.488	84	207	.406	111	131	.847	49	179	228	115	96	1	26	68	31	617	123.4
GRIZZLIES	5	-	1200	221	472	.468	52	158	.329	81	102	.794	56	150	206	110	103	1	40	52	20	575	115.0

SINGLE-GAME HIGHS

AVERAGE PER GAME

CAREER HIGHS (G=SET, T=TIED THIS SERIES)

PLAYER	MIN	REB	AST	ST	TO	BL	PTS	MIN	REB	AST	STL	TO	BLK	PTS	FG	FGA	FT	FTA	REB	AST	PTS
Mitchell	35	6	10	2	4	1	30	29.9	3.0	5.8	1.25	2.8	0.25	28.5	19	33	17	18	11	11	57
Clarkson	31	6	3	2	4	2	24	25.2	3.2	1.4	0.60	2.8	0.60	18.6	9T	20C	7C	7C	6C	4	26
Bogdanovic	37	8	4	2	4	0	29	32.9	4.8	1.6	1.20	2.6	0.00	18.4	11	21	9T	10	10	4T	30
Conley	37	6	15	1	2	2	27	29.9	3.8	8.6	0.20	1.6	0.60	17.4	13	23	12	17	10	15C	35
Gobert	36	15	3	0	3	4	23	32.5	13.0	1.2	0.00	1.4	3.20	17.4	11	15	7T	15	18	4	24
O'Neale	37	9	3	4	1	1	17	34.5	7.0	1.8	1.60	0.2	0.20	11.0	8	13	4	4	11	8	18
Inglis	33	5	4	1	2	0	14	27.1	2.8	2.8	0.40	0.8	0.00	6.0	10	15	3T	5	8	11	27
Niang	16	7	2	0	1	1	8	14.0	2.4	0.6	0.00	0.6	0.20	6.0	6	10	2T	2T	7T	3	16
Favors	23	11	1	0	1	4	12	15.1	5.6	0.4	0.00	0.4	1.20	5.8	8	14	8	12	16	3	20
Brantley	2	1	0	0	1	0	0	2.3	1.0	0.0	0.00	1.0	0.00	0.0	0T	3	1	2	2	2	1
Forrest	4	0	0	0	0	0	4.3	0.0	0.0	0.00	0.00	0.00	0.00	0C	1C	0C	0C	0C	0C	0C	0C
Morgan	2	2	0	0	0	0	0	2.3	2.0	0.0	0.00	0.00	0.00	0.0	2	5	1	4	7	3	5
Oni	10	0	0	0	1	0	0	4.4	0.0	0.33	0.00	0.00	0.00	0	2	3	0T	0T	4	0T	5
Thomas	2	0	0	0	0	0	0	2.3	0.0	0.00	0.00	0.00	0.00	0.0	5	6	0T	0T	4	3	12
JAZZ	240	51	28	10	16	11	141	240.0	45.6	23.0	5.20	13.6	6.20	123.4	54	102	48	55	60	40	141C
OPPONENTS	240	50	26	12	14	6	129	240.0													



MEMPHIS GRIZZLIES 2017 FIRST ROUND VS. SAN ANTONIO SPURS

PLAYER	G	GS	MIN	FIELD GOALS			3-POINT FG			FREE THROWS			REBOUNDS			AST	PF	DQ	STL	TO	BLK	PTS	AVG
				FG	FGA	PCT	FG	FGA	PCT	FT	FTA	PCT	OFF	DEF	TOT								
Conley	6	6	224	50	103	.485	17	38	.447	31	37	.838	1	19	20	42	11	0	10	12	3	148	24.7
Gasol	6	6	240	39	83	.470	7	12	.583	31	33	.939	7	32	39	25	22	0	2	15	4	116	19.3
Randolph	6	4	191	35	83	.422	1	7	.143	8	11	.727	9	40	49	4	14	0	5	7	2	79	13.2
Carter	6	6	195	20	42	.476	8	20	.400	7	7	1.000	4	16	20	9	15	0	2	10	0	55	9.2
Ennis	6	4	159	16	38	.421	6	19	.316	12	14	.857	8	17	25	7	20	0	5	7	2	50	8.3
Green	6	2	118	17	36	.472	7	16	.438	3	3	1.000	3	17	20	2	21	0	0	4	0	44	7.3
Harrison	6	0	119	13	29	.448	5	13	.385	8	9	.889	4	7	11	13	14	0	3	3	1	39	6.5
Selden	6	2	106	9	26	.346	2	11	.182	3	4	.750	3	6	9	7	8	0	1	2	1	23	3.8
Davis	3	0	11	3	5	.600	0	0	---	1	2	5.000	2	3	5	0	2	0	0	0	0	7	2.3
Wright	2	0	12	2	5	.400	0	0	---	0	0	---	1	1	2	0	0	0	0	1	2	4	2.0
Daniels	6	0	68	3	9	.333	3	9	.333	0	0	---	1	4	5	2	1	0	2	2	0	9	1.5
Baldwin	3	0	12	0	1	.000	0	0	---	2	2	1.000	1	3	4	2	3	0	0	0	0	2	0.7
Martin	3	0	10	1	3	.333	0	0	---	0	0	---	2	2	4	0	2	0	1	0	0	2	0.7
GRIZZLIES	6	-	1465	208	463	.449	56	145	.386	106	122	.869	46	167	213	113	133	0	31	68	15	578	96.3
SPURS	6	-	1465	223	463	.482	59	144	.410	123	149	.826	59	181	240	98	115	0	31	68	23	628	104.7

SINGLE-GAME HIGHS

AVERAGE PER GAME

CAREER HIGHS (G=SET, T=TIED THIS SERIES)

PLAYER	MIN					REB					AST					PTS					
	MIN	REB	AST	ST	BL	PTS	MIN	REB	AST	STL	TO	BLK	PTS	FG	FGA	FT	FTA	REB	AST	PTS	
Conley	45	9	8	4	3	1	35	37.3	3.3	7.0	1.67	2.0	0.50	24.7	13C	23C	12	17	10	13	35C
Gasol	46	12	7	2	8	2	32	40.0	6.5	4.2	0.33	2.5	0.67	19.3	11T	23	13	14	21	7T	32C
Randolph	38	11	1	3	2	1	21	31.9	8.2	0.7	0.83	1.2	0.33	13.2	12	25	16	17	21	6	34
Carter	36	5	3	1	4	0	13	26.5	3.3	1.5	0.33	1.7	0.00	9.2	19	37	15	19	15	10	50
Ennis	32	8	2	2	4	1	12	26.5	4.2	1.2	0.83	1.2	0.33	8.3	4C	10C	5C	6C	8C	2C	12C
Green	26	6	1	0	2	0	14	19.6	3.3	0.3	0.00	0.7	0.00	7.3	5T	8C	2T	2T	7	2	14C
Harrison	25	3	6	1	1	1	10	19.8	1.8	2.2	0.50	0.5	0.17	6.5	4C	7C	3C	4C	3C	6C	10C
Selden	28	3	3	1	1	1	10	17.7	1.5	1.2	0.17	0.3	0.17	3.8	4C	9C	2C	2C	3C	3C	10C
Davis	7	4	0	0	0	0	7	3.8	1.7	0.0	0.00	0.0	0.00	2.3	3C	3C	1C	2C	4C	0C	7C
Wright	7	1	0	0	1	2	4	6.2	1.0	0.0	0.00	0.5	1.00	2.0	4	5	3	5	5	3	11
Daniels	21	2	2	1	1	0	6	11.4	0.8	0.3	0.33	0.3	0.00	1.5	5	7	3	3	3	2C	17
Baldwin	7	2	1	0	0	0	2	4.1	1.3	0.7	0.00	0.0	0.00	0.7	0C	1C	2C	2C	2C	1C	2C
Martin	6	2	0	1	0	0	2	3.2	1.3	0.0	0.33	0.0	0.00	0.7	2	5	2	4	4	1	5
GRIZZLIES	265	51	22	8	23	6	110	244.2	35.5	18.8	5.17	11.3	2.50	96.3	47	111	39	47	60	30	123
OPPONENTS	265	46	23	11	16	11	116	244.2	40.0	16.3	5.17	11.3	3.83	104.7	43	97C	42	50	58	29	133

SAN ANTONIO SPURS 2017 FIRST ROUND VS. MEMPHIS GRIZZLIES

PLAYER	G	GS	MIN	FIELD GOALS			3-POINT FG			FREE THROWS			REBOUNDS			AST	PF	DQ	STL	TO	BLK	PTS	AVG
				FG	FGA	PCT	FG	FGA	PCT	FT	FTA	PCT	OFF	DEF	TOT								
Leonard	6	6	226	57	104	.548	14	29	.483	59	61	.967	6	30	36	23	12	0	12	14	1	187	31.2
Parker	6	6	163	40	75	.533	8	15	.533	10	10	1.000	1	12	13	18	8	0	3	10	0	98	16.3
Aldridge	6	6	224	34	75	.453	0	5	.000	21	27	.778	14	30	44	8	18	0	3	7	4	89	14.8
Mills	6	0	130	21	44	.477	14	27	.519	5	5	1.000	0	10	10	10	13	0	2	7	0	61	10.2
Gasol	6	0	140	15	40	.375	5	10	.500	4	7	.571	10	24	34	7	10	0	0	5	2	39	6.5
Green	6	6	145	12	34	.353	7	24	.292	4	5	.800	5	13	18	4	12	0	2	1	6	35	5.8
Lee	6	3	130	13	23	.565	0	1	.000	7	9	.778	9	20	29	5	15	0	2	2	3	33	5.5
Forbes	1	0	9	2	3	.667	1	2	.500	0	0	---	0	1	1	0	3	0	0	0	0	5	5.0
Anderson	5	0	51	9	12	.750	1	2	.500	2	3	.667	1	6	7	3	1	0	0	4	1	21	4.2
Simmons	5	0	54	7	12	.583	2	3	.667	2	5	4.000	1	4	5	5	5	0	0	2	1	18	3.6
Bertans	5	0	47	5	14	.357	5	12	.417	1	2	5.000	1	5	6	1	2	0	0	2	2	16	3.2
Murray	2	0	9	1	2	.500	0	0	---	3	5	.600	0	3	3	1	3	0	0	1	0	5	2.5
Ginobili	6	0	93	5	23	.217	2	14	.143	2	2	1.000	5	9	14	11	5	0	7	5	1	14	2.3
Dedmon	5	3	43	2	2	1.000	0	0	---	3	8	.375	6	14	20	2	8	0	0	3	2	7	1.4
SPURS	6	-	1465	223	463	.482	59	144	.410	123	149	.826	59	181	240	98	115	0	31	68	23	628	104.7
GRIZZLIES	6	-	1465	208	463	.449	56	145	.386	106	122	.869	46	167	213	113	133	0	31	68	15	578	96.3

SINGLE-GAME HIGHS

AVERAGE PER GAME

CAREER HIGHS (G=SET, T=TIED THIS SERIES)

PLAYER	MIN					REB					AST					PTS					
	MIN	REB	AST	ST	BL	PTS	MIN	REB	AST	STL	TO	BLK	PTS	FG	FGA	FT	FTA	REB	AST	PTS	
Leonard	44	11	6	6	4	1	43	37.7	6.0	3.8	2.00	2.3	0.17	31.2	14C	30C	19C	19C	16	6C	43C
Parker	37	4	6	1	4	0	27	27.1	2.2	3.0	0.50	1.7	0.00	16.3	18	29	13	16	10	18	43
Aldridge	42	12	2	2	3	2	20	37.3	7.3	1.3	0.50	1.2	0.67	14.8	18	34	10	13	18	5	46
Mills	24	2	4	1	3	0	20	21.7	1.7	1.7	0.33	1.2	0.00	10.2	8	17	6	6	5	4T	20C
Gasol	30	11	2	0	2	1	10	23.3	5.7	1.2	0.00	0.8	0.33	6.5	14	26	11	13	19	10	36
Green	29	5	2	1	1	4	12	24.2	3.0	0.7	0.33	0.2	1.00	5.8	9	15	3	4	9	4	27
Lee	33	8	2	1	1	2	11	21.7	4.8	0.8	0.33	0.3	0.50	5.5	8	15	5	6	14	4	20
Forbes	9	1	0	0	0	0	5	8.8	1.0	0.0	0.00	0.0	0.00	5.0	2C	3C	0C	0C	1C	0C	5C
Anderson	18	3	3	0	2	1	15	10.2	1.4	0.6	0.00	0.8	0.20	4.2	6C	7C	4	4	7	3T	15C
Simmons	16	2	3	0	1	1	10	10.9	1.0	1.0	0.00	0.4	0.20	3.6	4C	6	2C	3C	3	3C	10C
Bertans	14	3	1	0	1	2	6	9.3	1.2	0.2	0.00	0.4	0.40	3.2	2C	5C	1C	2C	3C	1C	6C
Murray	7	3	1	0	1	0	4	4.7	1.5	0.5	0.00	0.5	0.00	2.5	1C	1C	2C	3C	3C	1C	4C
Ginobili	19	4	3	3	2	1	10	15.4	2.3	1.8	1.17	0.8	0.17	2.3	11	24	15	17	11	11	39
Dedmon	18	8	1	0	2	2	2	8.7	4.0	0.4	0.00	0.6	0.40	1.4	1C	1C	2C	2C	8C	1C	2C
SPURS	265	46	23	11	16	11	116	244.2	40.0	16.3	5.17	11.3	3.83	104.7	67	124	39				



PLAYOFFS

MEMPHIS GRIZZLIES 2016 FIRST ROUND VS. SAN ANTONIO SPURS

PLAYER	G	GS	MIN	- FIELD GOALS -			- 3-POINT FG -			- FREE THROWS -			- REBOUNDS -			AST	PF	DQ	STL	TO	BLK	PTS	AVG
				FG	FGA	PCT	FG	FGA	PCT	FT	FTA	PCT	OFF	DEF	TOT								
Randolph	4	4	120	23	62	.371	0	0	---	6	7	.857	15	20	35	7	10	0	1	7	0	52	13.0
Stephenson	4	0	95	23	44	.523	2	5	.400	4	5	.800	1	5	6	7	10	0	1	3	0	52	13.0
V. Carter	4	4	91	15	33	.455	7	10	.700	8	8	1.000	5	10	15	5	9	0	2	3	1	45	11.3
Barnes	4	4	139	16	46	.348	3	18	.167	8	10	.800	5	23	28	11	13	0	5	13	1	43	10.8
Allen	4	2	94	10	33	.303	1	7	.143	9	13	.692	6	5	11	3	11	0	5	6	2	30	7.5
Farmar	4	4	113	10	31	.323	4	12	.333	3	3	1.000	0	6	6	16	4	0	3	10	1	27	6.8
Ja. Green	4	0	72	12	22	.545	0	1	.000	3	6	.500	5	10	15	3	12	1	3	4	5	27	6.8
Munford	4	0	89	9	28	.321	1	8	.125	0	2	.000	1	8	9	10	8	0	6	5	3	19	4.8
Martin	2	0	46	3	8	.375	0	0	---	3	6	.500	4	3	7	1	4	0	3	3	0	9	4.5
Andersen	4	2	79	5	12	.417	0	0	---	5	8	.625	13	18	31	3	4	0	2	5	3	15	3.8
Hairston	2	0	22	2	6	.333	1	3	.333	0	2	.000	0	0	0	0	0	1	0	1	0	5	2.5
SPURS	4	-	960	128	325	.394	19	64	.297	49	70	.700	55	108	163	66	86	1	32	62	16	324	81.0
GRIZZLIES	4	-	960	148	304	.487	41	87	.471	75	91	.824	32	136	168	86	70	0	39	56	37	412	103.0

PLAYER	- SINGLE-GAME HIGHS -					- AVERAGE PER GAME -					- CAREER HIGHS (G=SET, T=TIED THIS SERIES) -										
	MIN	REB	AST	ST	BL	PTS	MIN	REB	AST	STL	TO	BLK	PTS	FG	FGA	FT	FTA	REB	AST	PTS	
Randolph	39	12	3	1	3	0	20	29.9	8.8	1.8	0.25	1.8	0.00	13.0	12	25	16	17	21	6	34
Stephenson	35	3	3	1	1	0	26	23.7	1.5	1.8	0.25	0.8	0.00	13.0	11C	19C	7	8	14	8	26C
V. Carter	28	8	2	2	1	1	16	22.7	3.8	1.3	0.50	0.8	0.25	11.3	19	37	15	19	15	10	50
Barnes	45	11	4	2	6	1	17	34.8	7.0	2.8	1.25	3.3	0.25	10.8	11	15T	7	8	11T	7	30
Allen	36	4	1	2	2	1	12	23.4	2.8	0.8	1.25	1.5	0.50	7.5	8	15	9	11	13	6	19
Farmar	33	2	6	2	5	1	8	28.3	1.5	4.0	0.75	2.5	0.25	6.8	5	11T	6	8	5	7	14
Ja. Green	22	7	2	2	3	2	10	18.1	3.8	0.8	0.75	1.0	1.25	6.8	5C	7C	2T	2T	7C	2C	10C
Munford	28	4	4	3	2	2	7	22.3	2.3	2.5	1.50	1.3	0.75	4.8	3C	10C	0C	2C	4C	4C	7C
Martin	23	4	1	2	2	0	5	23.1	3.5	0.5	1.50	1.5	0.00	4.5	2C	5C	2C	4C	4C	1C	5C
Andersen	24	13	2	1	2	1	7	19.7	7.8	0.8	0.50	1.3	0.75	3.8	7	9	7	9	14	2T	16
Hairston	12	0	0	1	1	0	5	11.1	0.0	0.0	0.50	0.5	0.00	2.5	2C	4C	0C	2C	0C	0C	5C
GRIZZLIES	240	48	18	14	17	5	95	24.0	40.8	16.5	8.00	15.5	4.00	81.0	45	111	39	47	60	30	123
OPPONENTS	240	44	24	13	19	12	116	24.0	42.0	21.5	9.75	14.0	9.25	103.0	43	95	42	50	58	29	133

SAN ANTONIO SPURS 2016 FIRST ROUND VS. MEMPHIS GRIZZLIES

PLAYER	G	GS	MIN	- FIELD GOALS -			- 3-POINT FG -			- FREE THROWS -			- REBOUNDS -			AST	PF	DQ	STL	TO	BLK	PTS	AVG
				FG	FGA	PCT	FG	FGA	PCT	FT	FTA	PCT	OFF	DEF	TOT								
Leonard	4	4	126	29	55	.527	11	18	.611	17	18	.944	5	14	19	6	4	0	11	4	11	86	21.5
Aldridge	4	4	113	24	47	.511	0	0	---	10	11	.909	10	22	32	1	8	0	1	4	7	58	14.5
Mills	4	0	78	13	29	.448	10	23	.435	6	8	.750	0	5	5	7	2	0	4	0	4	42	10.5
Martin	2	0	29	7	10	.700	4	6	.667	2	3	.667	0	2	2	2	4	0	0	5	0	20	10.0
Parker	4	4	89	16	38	.421	1	6	.167	6	7	.857	0	4	4	19	6	0	2	9	0	39	9.8
Ginobili	4	0	76	8	18	.444	4	9	.444	8	10	.800	2	13	15	11	13	0	3	1	1	28	7.0
Diaw	4	0	82	11	24	.458	1	3	.333	2	2	1.000	0	8	8	13	5	0	1	3	3	25	6.3
West	4	0	72	10	18	.556	1	3	.333	4	7	.571	8	10	18	6	4	0	5	3	2	25	6.3
Marjanovic	3	0	23	6	9	.667	0	0	---	6	7	.857	0	6	6	1	5	0	0	1	0	18	6.0
Duncan	4	4	81	8	12	.667	0	0	---	7	9	.778	3	22	25	8	5	0	2	7	8	23	5.8
Green	4	4	83	8	20	.400	6	13	.462	0	0	---	0	14	14	2	3	0	7	4	3	22	5.5
Simmons	3	0	26	4	10	.400	2	3	.667	1	2	.500	3	1	4	2	4	0	2	1	0	11	3.7
Anderson	4	0	68	4	13	.308	1	2	.500	4	5	.800	1	14	15	5	6	0	1	3	2	13	3.3
Miller	2	0	15	0	1	.000	0	1	.000	2	2	1.000	0	1	1	3	1	0	0	0	0	2	1.0
SPURS	4	-	960	148	304	.487	41	87	.471	75	91	.824	32	136	168	86	70	0	39	56	37	412	103.0
GRIZZLIES	4	-	960	128	325	.394	19	64	.297	49	70	.700	55	108	163	66	86	1	32	62	16	324	81.0

PLAYER	- SINGLE-GAME HIGHS -					- AVERAGE PER GAME -					- CAREER HIGHS (G=SET, T=TIED THIS SERIES) -										
	MIN	REB	AST	ST	BL	PTS	MIN	REB	AST	STL	TO	BLK	PTS	FG	FGA	FT	FTA	REB	AST	PTS	
Leonard	42	7	4	4	2	5	32	31.4	4.8	1.5	2.75	1.0	2.75	21.5	13	22C	8	10	16	5	32T
Aldridge	33	10	1	1	2	4	17	28.2	8.0	0.3	0.25	1.0	1.75	14.5	18	34	10	13	18	5	46
Mills	20	4	2	2	2	0	16	19.5	1.3	1.8	1.00	1.0	0.00	10.5	8	17	6	6	5	4	18
Martin	17	1	1	0	4	0	10	14.6	1.0	1.0	0.00	2.5	0.00	10.0	8	17	10	10	8	3	26
Parker	24	2	7	1	3	0	16	22.3	1.0	4.8	0.50	2.3	0.00	9.8	11	29	13	16	10	18	43
Ginobili	27	7	5	1	1	1	11	18.9	3.8	2.8	0.75	0.3	0.25	7.0	11	24	15	17	11	11	39
Diaw	22	2	5	1	1	2	8	20.5	2.0	3.3	0.25	0.8	0.75	6.3	13	23	11	11	12	9	34
West	20	5	2	3	2	1	11	18.1	4.5	1.5	1.25	0.8	0.50	6.3	16	26	9	10	14	8	38
Marjanovic	10	3	1	0	1	0	8	7.7	2.0	0.3	0.00	0.3	0.00	6.0	3C	5C	4C	5C	3C	1C	8C
Duncan	26	11	4	1	2	3	7	20.2	6.3	2.0	0.50	1.8	2.00	5.8	16	30	19	23	25	11	41
Green	25	5	2	3	2	3	11	20.8	3.5	0.5	1.75	1.0	0.75	5.5	9	15	3	4	9	4	27
Simmons	15	3	1	1	1	0	8	8.5	1.3	0.7	0.67	0.3	0.00	3.7	3C	6C	1C	2C	3C	1C	8C
Anderson	21	7	3	1	1	1	5	17.0	3.8	1.3	0.25	0.8	0.50	3.3	2C	6C	4C	4C	7C	3C	5C
Miller	9	1	2	0	0	0	2	7.5	0.5	1.5	0.00	0.00	0.00	1.0	12	14	10	12	11	9	3
SPURS	240	44	24	13	19	12	116	24.0	42.0	21.5	9.75	14.0	9.25	103.0	67	124	39	54	75	51	152
OPPONENTS	240	48	18	14	17	5	95	24.0	40.8	16.5	8.00	15.5	4.00	81.0	58	111	49	51	65	40	141

PLAYOFFS



MEMPHIS GRIZZLIES 2015 FIRST ROUND VS. PORTLAND TRAIL BLAZERS

PLAYER	G	GS	MIN	- FIELD GOALS -			- 3-POINT FG -			- FREE THROWS -			- REBOUNDS -			AST	PF	DQ	STL	TO	BLK	PTS	AVG
				FG	FGA	PCT	FG	FGA	PCT	FT	FTA	PCT	OFF	DEF	TOT								
Gasol	5	5	192	33	79	.418	0	1	.000	36	42	.857	6	40	46	25	12	0	2	6	12	102	20.4
Lee	5	5	168	31	47	.660	6	11	.545	18	19	.947	1	12	13	7	11	0	6	4	0	86	17.2
Conley	3	3	79	18	36	.500	3	8	.375	9	10	.900	0	5	5	11	1	0	3	4	0	48	16.0
Randolph	5	5	176	30	86	.349	0	3	.000	10	12	.833	13	29	42	9	18	0	2	8	0	70	14.0
Udrih	4	0	82	19	39	.487	2	7	.286	7	8	.875	4	8	12	12	7	0	0	1	0	47	11.8
Je. Green	5	1	126	14	52	.269	2	7	.286	16	18	.889	3	25	28	8	10	0	2	5	4	46	9.2
Calathes	5	2	83	12	30	.400	6	11	.545	3	6	.500	1	10	11	10	11	0	4	6	1	33	6.6
Allen	5	4	150	11	19	.579	1	3	.333	5	7	.714	7	27	34	8	15	0	12	4	8	28	5.6
Carter	5	0	76	11	25	.440	3	11	.273	2	2	1.000	5	11	16	3	5	0	2	0	2	27	5.4
Koufos	5	0	62	7	12	.583	0	0	---	2	3	.667	8	7	15	1	9	0	2	0	4	16	3.2
Adams	1	0	1	0	0	---	0	0	---	0	0	---	0	0	0	0	0	0	1	0	0	0	0.0
Ja. Green	1	0	1	0	0	---	0	0	---	0	0	---	0	0	0	0	0	0	0	0	0	0	0.0
Leuer	2	0	4	0	0	---	0	0	---	0	0	---	0	1	1	0	1	0	0	0	0	0	0.0
GRIZZLIES	5	-	1200	186	425	.438	23	62	.371	108	127	.850	48	175	223	94	100	0	36	41	31	503	100.6
TRAIL BLAZERS	5	-	1200	167	418	.400	46	131	.351	89	108	.824	50	171	221	83	103	3	17	58	26	469	93.8

PLAYER	----- SINGLE-GAME HIGHS -----							----- AVERAGE PER GAME -----							- CAREER HIGHS (C=SET, T=TIED THIS SERIES) -						
	MIN	REB	AST	ST	TO	BL	PTS	MIN	REB	AST	STL	TO	BLK	PTS	FG	FGA	FT	FTA	REB	AST	PTS
Gasol	41	14	7	1	3	3	26	38.3	9.2	5.0	0.40	1.2	2.40	20.4	11	23	13C	14C	21	7T	26T
Lee	37	5	2	3	2	0	20	33.5	2.6	1.4	1.20	0.8	0.00	17.2	10	17	9C	9C	5C	5	24
Conley	29	3	6	1	2	0	18	26.4	1.7	3.7	1.00	1.3	0.00	16.0	11	22	12	17	10	13	28
Randolph	39	11	4	1	3	0	16	35.2	8.4	1.8	0.40	1.6	0.00	14.0	12	25	16	17	21	6	34
Udrih	24	7	7	0	1	0	20	20.5	3.0	3.0	0.00	0.3	0.00	11.8	9C	14C	4	4	7C	7C	20C
Je. Green	28	7	3	1	2	2	11	25.3	5.6	1.6	0.40	1.0	0.80	9.2	9	22	11	14	9	4	26
Calathes	29	4	4	3	3	1	13	16.6	2.2	2.0	0.80	1.2	0.20	6.6	4C	10C	3C	6C	4C	4C	13C
Allen	36	10	4	5	1	3	8	29.9	6.8	1.6	2.40	0.8	1.60	5.6	8	15	9	11	13	6	19
Carter	22	5	1	1	0	1	9	15.2	3.2	0.6	0.40	0.0	0.40	5.4	19	37	15	19	15	10	50
Koufos	16	7	1	1	0	3	5	12.5	3.0	0.2	0.40	0.0	0.80	3.2	4	7	2	2T	8	2	8
Adams	1	0	0	1	0	0	0	1.4	0.0	0.0	1.00	0.00	0.00	0.0	1	1	1	2	1	0T	3
Ja. Green	1	0	0	0	0	0	0	1.4	0.0	0.0	0.00	0.00	0.00	0.0	0T	2	2	2	1	0T	2
Leuer	2	1	0	0	0	0	0	1.8	0.5	0.0	0.00	0.00	0.00	0.0	3	5	2	2	7	1	9
GRIZZLIES	240	56	21	10	11	9	115	240.0	44.6	18.8	7.20	8.2	6.20	100.6	45	111	39C	47	60	30	123
OPPONENTS	240	56	23	5	14	8	109	240.0	44.2	16.6	3.40	11.6	5.20	93.8	43	95T	42	50	58	29	133

PORTLAND TRAIL BLAZERS 2015 FIRST ROUND VS. MEMPHIS GRIZZLIES

PLAYER	G	GS	MIN	- FIELD GOALS -			- 3-POINT FG -			- FREE THROWS -			- REBOUNDS -			AST	PF	DQ	STL	TO	BLK	PTS	AVG
				FG	FGA	PCT	FG	FGA	PCT	FT	FTA	PCT	OFF	DEF	TOT								
Aldridge	5	5	208	37	112	.330	3	11	.273	32	36	.889	21	35	56	9	16	1	2	8	12	109	21.8
Lillard	5	5	201	39	96	.406	5	31	.161	25	32	.781	2	18	20	23	15	0	2	12	3	108	21.6
McCollum	5	1	166	32	67	.478	11	23	.478	10	13	.769	1	19	20	2	13	0	6	6	1	85	17.0
Batum	5	5	209	24	70	.343	13	39	.333	10	13	.769	6	37	43	26	11	0	1	12	1	71	14.2
Leonard	5	0	106	14	21	.667	10	13	.769	1	2	5.000	6	27	33	5	17	1	2	3	2	39	7.8
Lopez	5	5	117	9	15	.600	0	0	---	8	8	1.000	9	13	22	3	15	0	1	5	5	26	5.2
Crabbe	2	1	39	4	5	.800	2	2	1.000	0	0	---	0	3	3	1	1	0	2	1	1	10	5.0
Kaman	3	0	37	4	8	.500	0	0	---	1	1	1.000	5	9	14	3	5	0	0	3	0	9	3.0
Afflalo	3	3	60	2	12	.167	1	4	.250	0	1	1.000	0	7	7	2	6	1	0	3	0	5	1.7
Blake	5	0	43	2	11	.182	1	8	.125	2	2	1.000	0	1	1	8	4	0	0	2	1	7	1.4
Frazier	2	0	3	0	1	.000	0	0	---	0	0	---	0	0	0	0	0	0	0	1	0	0	0.0
Freeland	2	0	7	0	0	---	0	0	---	0	0	---	0	1	1	0	0	0	1	0	0	0	0.0
Gee	1	0	3	0	0	---	0	0	---	0	0	---	0	1	1	1	0	0	0	0	0	0	0.0
TRAIL BLAZERS	5	-	1200	167	418	.400	46	131	.351	89	108	.824	50	171	221	83	103	3	17	58	26	469	93.8
GRIZZLIES	5	-	1200	186	425	.438	23	62	.371	108	127	.850	48	175	223	94	100	0	36	41	31	503	100.6

PLAYER	----- SINGLE-GAME HIGHS -----							----- AVERAGE PER GAME -----							- CAREER HIGHS (C=SET, T=TIED THIS SERIES) -						
	MIN	REB	AST	ST	TO	BL	PTS	MIN	REB	AST	STL	TO	BLK	PTS	FG	FGA	FT	FTA	REB	AST	PTS
Aldridge	45	14	5	2	4	4	32	41.7	11.2	1.8	0.40	1.6	2.40	21.8	18	34C	10	2.40	18	5C	46
Lillard	42	8	9	1	6	1	32	40.2	4.0	4.6	0.40	2.4	0.60	21.6	12C	23C	10	12	9	11	32C
McCollum	39	5	2	2	3	1	33	33.2	4.0	0.4	1.20	1.2	0.20	17.0	12C	20C	8C	9C	5C	2C	33C
Batum	43	13	7	1	4	1	27	41.7	8.6	5.2	0.20	2.4	0.20	14.2	11	23	4T	6C	14	8	27C
Leonard	35	13	2	1	2	2	13	21.3	6.6	1.0	0.40	0.6	0.40	7.8	5C	6C	1C	2C	13C	2C	13C
Lopez	31	6	1	1	2	3	10	23.4	4.4	0.6	0.20	1.0	0.00	5.2	8	14	6	7	13	3	20
Crabbe	23	2	1	2	1	0	7	19.3	1.5	0.5	1.00	0.5	0.50	5.0	3C	3C	0C	0C	2C	1C	7C
Kaman	17	6	2	0	2	0	7	12.4	4.7	1.0	0.00	1.0	0.00	3.0	7	12	5	5	16	2T	15
Afflalo	27	6	1	0	2	0	5	20.0	2.3	0.7	0.00	1.0	0.00	1.7	8	19	4	4	6T	7	19
Blake	9	1	4	0	1	1	5	8.5	0.2	1.6	0.00										



PLAYOFFS

MEMPHIS GRIZZLIES 2015 WESTERN CONFERENCE SEMIFINALS VS. GOLDEN STATE WARRIORS

PLAYER	G	GS	MIN	- FIELD GOALS -			- 3-POINT FG -			- FREE THROWS -			- REBOUNDS -			AST	PF	DQ	STL	TO	BLK	PTS	AVG
				FG	FGA	PCT	FG	FGA	PCT	FT	FTA	PCT	OFF	DEF	TOT								
Gasol	6	6	224	38	101	.376	0	1	.000	39	46	.848	13	54	67	24	21	1	8	10	7	115	19.2
Randolph	6	6	206	41	82	.500	1	2	.500	19	21	.905	19	32	51	14	19	0	4	15	0	102	17.0
Conley	5	5	164	23	60	.383	7	25	.280	14	18	.778	0	4	4	29	9	0	8	8	0	67	13.4
Lee	6	6	199	24	53	.453	8	19	.421	4	4	1.000	2	13	15	17	13	0	6	9	0	60	10.0
J. Green	6	1	172	22	56	.393	2	11	.182	6	8	.750	6	18	24	11	8	0	3	11	1	52	8.7
Allen	5	5	129	17	38	.447	0	4	.000	4	5	.800	7	11	18	7	12	0	12	9	3	38	7.6
Carter	6	0	120	16	42	.381	4	17	.235	6	7	.857	8	23	31	8	12	0	5	7	0	42	7.0
Udrih	6	0	93	12	34	.353	2	9	.222	3	4	.750	0	8	8	9	9	0	5	3	0	29	4.8
Koufos	6	0	65	10	19	.526	0	0	---	1	2	.500	11	13	24	3	5	0	2	1	2	21	3.5
Adams	3	0	8	2	3	.667	1	1	1.000	2	4	.500	0	1	1	0	0	0	0	0	0	7	2.3
Leuer	2	0	6	2	4	.500	0	0	---	0	0	---	2	2	4	0	0	0	0	0	0	4	2.0
J. Green	4	0	7	0	2	.000	0	1	.000	2	2	1.000	0	3	3	0	1	0	1	0	1	2	0.5
Calathes	5	1	43	0	6	.000	0	2	.000	0	2	.000	0	5	5	6	4	0	5	4	0	0	0.0
Smith	2	0	3	0	0	---	0	0	---	0	0	---	0	0	0	2	0	0	0	0	0	0	0.0
GRIZZLIES	6	-	1440	207	500	.414	25	92	.272	100	123	.813	68	187	255	130	113	1	59	80	14	539	89.8
WARRIORS	6	-	1440	219	467	.469	68	175	.389	81	111	.730	57	202	259	139	121	2	47	103	36	587	97.8

PLAYER	----- SINGLE-GAME HIGHS -----								----- AVERAGE PER GAME -----								- CAREER HIGHS (C=SET, T=TIED THIS SERIES) -							
	MIN	REB	AST	ST	TO	BL	PTS	MIN	REB	AST	STL	TO	BLK	PTS	FG	FGA	FT	FTA	REB	AST	PTS			
Gasol	44	15	6	3	3	5	21	37.3	11.2	4.0	1.33	1.7	1.17	19.2	11	23C	13	14	21	7	7	26		
Randolph	37	11	5	1	4	0	22	34.4	8.5	2.3	0.67	2.5	0.00	17.0	12	25	16	17	21	6	34	34		
Conley	39	3	9	3	3	0	22	32.8	0.8	5.8	1.60	1.6	0.00	13.4	11	22	12	17	10	13	28	28		
Lee	38	3	4	2	3	0	15	33.2	2.5	2.8	1.00	1.5	0.00	10.0	10	17	9	9	5	5	24	24		
J. Green	34	7	4	1	3	1	12	28.6	4.0	1.8	0.50	1.8	0.17	8.7	9	22	11	14	9	4T	26	26		
Allen	38	5	3	4	5	1	15	25.8	3.6	1.4	2.40	1.8	0.60	7.6	8	15	9	11	13	6	19	19		
Carter	26	7	3	2	2	0	16	20.0	5.2	1.3	0.83	1.2	0.00	7.0	19	37	15	19	15	10	50	50		
Udrih	21	5	3	2	1	0	7	15.5	1.3	1.5	0.83	0.5	0.00	4.8	9	14	4	4T	7	7	20	20		
Koufos	15	8	1	1	1	1	8	10.8	4.0	0.5	0.33	0.2	0.33	3.5	4C	7	2	2T	8C	2	8C	8C		
Adams	6	1	0	0	0	0	3	2.8	0.3	0.0	0.00	0.0	0.00	2.3	1C	1C	1C	2C	1C	0T	3C	3C		
Leuer	3	2	0	0	0	0	2	2.9	2.0	0.0	0.00	0.0	0.00	2.0	3	5	2	2	7	1	9	9		
J. Green	3	1	0	1	0	1	2	1.7	0.8	0.0	0.25	0.0	0.25	0.5	0T	2C	2C	2C	1C	0T	2C	2C		
Calathes	21	2	0	3	0	0	0	8.6	1.0	1.2	1.00	0.8	0.00	0.0	4	10	3	6	4	4	13	13		
Smith	3	0	1	0	0	0	0	1.7	0.0	1.0	0.00	0.0	0.00	0.0	0C	0C	0C	0C	1C	0C	1C	1C		
GRIZZLIES	240	49	24	13	16	5	99	240.0	42.5	21.7	9.83	13.3	2.33	89.8	45	111	39	47	60	30	123	123		
OPPONENTS	240	47	28	13	21	10	108	240.0	43.2	23.2	7.83	17.2	6.00	97.8	43	95	42	50	58	29	133	133		

GOLDEN STATE WARRIORS 2015 WESTERN CONFERENCE SEMIFINALS VS. MEMPHIS GRIZZLIES

PLAYER	G	GS	MIN	- FIELD GOALS -			- 3-POINT FG -			- FREE THROWS -			- REBOUNDS -			AST	PF	DQ	STL	TO	BLK	PTS	AVG
				FG	FGA	PCT	FG	FGA	PCT	FT	FTA	PCT	OFF	DEF	TOT								
Curry	6	6	228	51	121	.421	26	64	.406	19	24	.792	6	24	30	39	9	0	13	24	1	147	24.5
Thompson	6	6	224	42	88	.477	15	32	.469	8	11	.727	4	25	29	20	14	0	5	20	4	107	17.8
Barnes	6	6	203	31	57	.544	4	16	.250	11	15	.733	9	18	27	9	11	0	2	11	5	77	12.8
Green	6	6	204	24	62	.387	9	35	.257	18	23	.783	11	39	50	26	25	0	11	20	4	75	12.5
Iguodala	6	0	164	21	41	.512	11	23	.478	7	12	.583	3	23	26	19	7	0	4	3	2	60	10.0
Speights	3	0	23	7	14	.500	0	0	---	7	11	.636	0	7	7	0	6	0	2	2	0	21	7.0
Bogut	6	6	148	14	25	.560	0	1	.000	0	0	---	13	34	47	11	25	2	6	8	12	28	4.7
Livingston	6	0	95	9	14	.643	0	0	---	4	4	1.000	2	9	11	8	6	0	2	7	2	22	3.7
Barbosa	6	0	48	7	13	.538	2	3	.667	4	5	.800	1	3	4	5	7	0	1	5	0	20	3.3
Lee	5	0	55	6	20	.300	0	0	---	2	4	.500	7	10	17	2	8	0	1	0	2	14	2.8
Ezeli	6	0	35	4	6	.667	0	0	---	1	2	.500	1	7	8	0	1	0	0	0	3	9	1.5
McAdoo	3	0	5	2	3	.667	0	0	---	0	0	---	0	2	2	0	0	0	1	1	4	1.3	
Holiday	3	0	5	1	2	.500	1	1	1.000	0	0	---	0	0	0	1	0	0	0	0	3	1.0	
Rush	2	0	4	0	1	.000	0	0	---	0	0	---	0	1	1	0	1	0	0	0	0	0	0.0
WARRIORS	6	-	1440	219	467	.469	68	175	.389	81	111	.730	57	202	259	139	121	2	47	103	36	587	97.8
GRIZZLIES	6	-	1440	207	500	.414	25	92	.272	100	123	.813	68	187	255	130	113	1	59	80	14	539	89.8

PLAYER	----- SINGLE-GAME HIGHS -----								----- AVERAGE PER GAME -----								- CAREER HIGHS (C=SET, T=TIED THIS SERIES) -							
	MIN	REB	AST	ST	TO	BL	PTS	MIN	REB	AST	STL	TO	BLK	PTS	FG	FGA	FT	FTA	REB	AST	PTS			
Curry	41	8	10	6	5	1	33	37.9	5.0	6.5	2.17	4.0	1.17	24.5	18	35	16	16	8T	15	44	44		
Thompson	40	8	6	2	5	2	21	37.3	4.8	3.3	0.83	3.3	0.67	17.8	13	26	6	9	14	7	34	34		
Barnes	41	6	3	1	5	1	16	33.8	4.5	1.5	0.33	1.8	0.83	12.8	10	26	7	7	12	4	26	26		
Green	39	12	9	3	7	2	16	34.0	8.3	4.3	1.83	3.3	0.67	12.5	9	14	8C	10C	17	9C	24	24		
Iguodala	30	6	7	3	1	1	16	27.3	4.3	3.2	0.67	0.5	0.33	10.0	10	23	10	13	12	11	29	29		
Speights	13	5	0	1	1	0	10	7.6	2.3	0.0	0.67	0.7	0.00	7.0	5	10	4	5T	9	1	12	12		
Bogut	30	12	4	3	4	4	8	24.6	7.8	1.8	1.00	1.3	2.00	4.7	7	13	2	6	21	6	14	14		
Livingston	22	4	3	1	2	1	10	15.8	1.8	1.3	0.33	1.2	0.33	3.7	7	11	6	7	8	14	16	16		
Barbosa	14	2	1	1	3	0	14	8.0	0.7	0.8	0.17	0.8	0.00	3.3	11	22	8	8	8	5	26	26		
Lee	17	7	1	1	0	1	6	11.0	3.4	0.4	0.20	0.0	0.40	2.8	8	15	5	6	14	4	20	20		
Ezeli	11	3	0	0	0	1	4	5.9	1.3	0.0	0.00	0.0	0.50	1.5	3	3T	6	9	7	1	8	8		
McAdoo	3	1	0	0	1	1	4	1.8	0.7	0.0	0.00	0.3	0.33	1.3	2C	2C	0C	0C	1C	0C	4C	4C		
Holiday	3	0	0	0	0	0	3	1.8	0.0	0.0	0.00	0.0	0.00	1.0	1C	1C	0C	0C	0C	0C	3C	3C		
Rush	2	1	0	0	0	0	0	2.0	0.5	0.0	0.00	0.0	0.00	0.0	3	5	1	2	3					



MEMPHIS GRIZZLIES 2014 FIRST ROUND VS. OKLAHOMA CITY THUNDER

PLAYER	G	GS	MIN	- FIELD GOALS -			- 3-POINT FG -			- FREE THROWS -			- REBOUNDS -			AST	PF	DQ	STL	TO	BLK	PTS	AVG
				FG	FGA	PCT	FG	FGA	PCT	FT	FTA	PCT	OFF	DEF	TOT								
Randolph	6	6	234	42	104	.404	0	1	.000	25	41	.610	17	35	52	14	13	0	5	10	1	109	18.2
Gasol	7	7	299	47	116	.405	0	1	.000	27	34	.794	13	41	54	31	27	1	12	12	6	121	17.3
Conley	7	7	267	44	102	.431	3	27	.111	20	26	.769	5	27	32	55	14	0	14	15	1	111	15.9
Allen	7	1	230	35	72	.486	0	7	.000	16	21	.762	23	31	54	9	23	0	12	12	1	86	12.3
Lee	7	7	224	25	60	.417	6	19	.316	14	18	.778	3	11	14	12	20	0	5	6	2	70	10.0
Udrih	7	0	115	21	45	.467	4	12	.333	9	13	.692	2	10	12	12	11	0	3	9	0	55	7.9
Miller	7	1	173	15	42	.357	14	29	.483	7	9	.778	2	24	26	9	16	0	6	5	0	51	7.3
Johnson	3	0	28	5	15	.333	2	5	.400	7	10	.700	4	2	6	0	3	0	1	0	0	19	6.3
Leuer	3	0	23	3	7	.429	1	2	.500	2	2	1.000	2	6	8	2	2	0	1	0	0	9	3.0
Prince	7	6	113	10	26	.385	1	4	.250	0	0	---	4	6	10	6	8	0	1	1	0	21	3.0
Koufos	7	0	45	7	16	.438	0	0	---	4	4	1.000	7	8	15	2	7	0	2	3	3	18	2.6
Davis	7	0	25	3	10	.300	0	0	---	0	1	.000	8	7	15	0	2	0	1	2	3	6	0.9
Franklin	2	0	4	0	2	.000	0	0	---	1	2	.500	0	1	1	0	0	0	0	0	0	1	0.5
GRIZZLIES	7	-	1780	257	617	.417	31	107	.290	132	181	.729	90	209	299	152	146	1	63	78	17	677	96.7
THUNDER	7	-	1780	253	582	.435	56	173	.324	153	181	.845	94	243	337	130	161	1	42	109	53	715	102.1

PLAYER	----- SINGLE-GAME HIGHS -----					----- AVERAGE PER GAME -----					----- CAREER HIGHS (G-SET, T-TIED THIS SERIES) -----										
	MIN	REB	AST	ST	TO	BLK	PTS	MIN	REB	AST	STL	TO	BLK	PTS	FG	FGA	FT	FTA	REB	AST	PTS
Randolph	45	11	6	3	3	1	25	39.1	8.7	2.3	0.83	1.7	0.17	18.2	12	25	16	17	21	61	34
Gasol	49	15	7	4	4	2	24	42.8	7.7	4.4	1.71	1.7	0.86	17.3	11	21C	10C	12	21	77	26
Conley	48	7	12	4	4	1	20	38.1	4.6	7.9	2.00	2.1	0.14	15.9	11	22	12	17	10	13	28
Allen	36	13	3	4	3	1	16	32.9	7.7	1.3	1.71	1.7	0.14	12.3	8C	15C	9	11	13C	6	19
Lee	42	4	4	2	2	1	16	32.0	2.0	1.7	0.71	0.9	0.29	10.0	10	17	4T	5C	4T	5	24
Udrih	20	4	3	1	3	0	14	16.4	1.7	1.7	0.43	1.3	0.00	7.9	6C	10	4	4T	4C	4	14C
Miller	31	6	3	3	3	0	21	24.7	3.7	1.3	0.86	0.7	0.00	7.3	9	18	5	5	9	5	23
Johnson	18	5	0	1	0	0	15	9.3	2.0	0.0	0.33	0.0	0.00	6.3	4C	11C	6C	8C	5C	1	15C
Leuer	19	7	1	1	0	0	9	7.5	2.7	0.7	0.33	0.0	0.00	3.0	3C	5C	2C	2C	7C	1C	9C
Prince	24	3	2	1	1	0	7	16.1	1.4	0.9	0.14	0.1	0.00	3.0	11	20	7	8	12	9	29
Koufos	17	5	2	1	1	1	6	6.5	2.1	0.3	0.29	0.4	0.43	2.6	3T	7	2T	2T	7	2C	6T
Davis	9	6	0	1	1	2	2	3.6	2.1	0.0	0.14	0.3	0.43	0.9	3	5C	3	4	6T	0T	6
Franklin	3	1	0	0	0	1	2.1	0.5	0.0	0.00	0.00	0.0	0.00	0.5	0C	2C	1C	2C	1C	0C	1C
GRIZZLIES	265	50	30	13	15	4	111	254.3	42.7	21.7	9.00	11.1	2.43	96.7	45	111	38	47	60	30C	123
OPPONENTS	265	58	24	9	21	11	120	254.3	48.1	18.6	6.00	15.6	7.57	102.1	43	95	42	50	58C	29	133

OKLAHOMA CITY THUNDER 2014 FIRST ROUND VS. MEMPHIS GRIZZLIES

PLAYER	G	GS	MIN	- FIELD GOALS -			- 3-POINT FG -			- FREE THROWS -			- REBOUNDS -			AST	PF	DQ	STL	TO	BLK	PTS	AVG
				FG	FGA	PCT	FG	FGA	PCT	FT	FTA	PCT	OFF	DEF	TOT								
Durant	7	7	324	73	166	.440	17	53	.321	46	60	.767	12	55	67	24	14	0	6	28	11	209	29.9
Westbrook	7	7	285	63	165	.382	10	42	.238	43	50	.860	23	45	68	56	20	0	11	34	4	179	25.6
Ibaka	7	7	263	39	65	.600	2	6	.333	11	12	.917	20	42	62	4	22	0	6	7	18	91	13.0
Jackson	7	0	188	27	57	.474	10	21	.476	21	22	.955	7	27	34	15	16	0	1	15	4	85	12.1
Butler	7	2	196	16	47	.340	11	27	.407	12	14	.857	4	19	23	7	13	0	4	4	0	55	7.9
Perkins	7	7	156	12	17	.706	0	0	---	5	6	.833	13	25	38	5	28	1	2	10	2	29	4.1
Sefoloshia	5	5	97	6	18	.333	2	7	.286	3	3	1.000	5	9	14	6	5	0	5	3	0	17	3.4
Collison	6	0	80	5	11	.455	1	1	1.000	1	2	.500	7	9	16	6	14	0	1	4	12	2.0	
Adams	6	0	67	4	6	.667	0	0	---	2	3	.667	1	5	6	0	16	0	4	10	10	1.7	
Jones	3	0	4	0	0	---	0	0	---	0	0	---	0	1	1	0	0	0	0	0	0	0.0	
Lamb	3	0	7	0	2	.000	0	1	.000	0	0	---	0	1	1	1	0	0	0	0	0	0.0	
Thabeet	1	0	4	0	0	---	0	0	---	0	0	---	0	0	0	0	3	0	0	0	0	0.0	
THUNDER	7	-	1780	253	582	.435	56	173	.324	153	181	.845	94	243	337	130	161	1	42	109	53	715	102.1
GRIZZLIES	7	-	1780	257	617	.417	31	107	.290	132	181	.729	90	209	299	152	146	1	63	78	17	677	96.7

PLAYER	----- SINGLE-GAME HIGHS -----					----- AVERAGE PER GAME -----					----- CAREER HIGHS (G-SET, T-TIED THIS SERIES) -----										
	MIN	REB	AST	ST	TO	BLK	PTS	MIN	REB	AST	STL	TO	BLK	PTS	FG	FGA	FT	FTA	REB	AST	PTS
Durant	52	13	7	2	6	5	36	46.3	9.6	3.4	0.86	4.0	1.57	29.9	14	30	18	19	19	9	41
Westbrook	48	13	16	3	7	1	30	40.7	9.7	8.0	1.57	4.9	0.57	25.6	20	33	17	18	13C	16C	43
Ibaka	47	14	1	2	2	5	17	37.6	8.9	0.6	0.86	1.0	2.57	13.0	11	17	10	10	16	3	26
Jackson	39	9	4	1	5	1	32	26.9	4.9	2.1	0.14	2.1	0.57	12.1	11C	18	8C	8C	10	8	32C
Butler	41	5	3	2	2	0	15	28.0	3.3	1.0	0.57	0.6	0.00	7.9	12	24	8T	10	20	5	35
Perkins	34	9	2	1	3	1	7	22.3	5.4	0.7	0.29	1.4	0.29	4.1	8	13	6	9	19	4	18
Sefoloshia	32	7	3	2	2	0	7	13.4	2.8	1.2	1.00	0.6	0.00	3.4	7	16	5	8	9	6	19
Collison	19	5	3	0	1	2	3	19.4	2.7	1.0	0.00	0.2	0.67	2.0	6	9	4	7	12	4	15
Adams	25	3	0	0	2	5	8	11.1	1.0	0.0	0.00	0.7	1.67	1.7	5	7	3	7	11	1	10
Jones	3	1	0	0	0	0	1	1.4	0.3	0.0	0.00	0.0	0.00	0.0	3	6	0T	0T	4	1	8
Lamb	3	1	1	0	0	0	0	2.2	0.3	0.3	0.00	0.0	0.00								



PLAYOFFS

MEMPHIS GRIZZLIES 2013 FIRST ROUND VS. LOS ANGELES CLIPPERS

PLAYER	G	GS	MIN	- FIELD GOALS -			- 3-POINT FG -			- FREE THROWS -			- REBOUNDS -			AST	PF	DQ	STL	TO	BLK	PTS	AVG
				FG	FGA	PCT	FG	FGA	PCT	FT	FTA	PCT	OFF	DEF	TOT								
Randolph	6	6	202	50	88	.568	0	0	---	25	34	.735	20	28	48	10	27	0	5	15	1	125	20.8
Conley	6	6	217	29	71	.408	6	21	.286	40	53	.755	4	17	21	50	17	0	7	10	3	104	17.3
Gasol	6	6	234	35	75	.467	0	0	---	34	43	.791	7	38	45	20	22	0	2	4	10	104	17.3
Allen	6	6	177	24	50	.480	2	4	.500	22	29	.759	14	25	39	13	17	0	13	8	4	72	12.0
Bayless	6	0	97	18	47	.383	7	22	.318	10	10	1.000	0	5	5	9	12	0	2	10	0	53	8.8
Prince	6	6	213	21	52	.404	3	9	.333	6	11	.545	2	23	25	15	6	0	5	2	4	51	8.5
Pondexter	6	0	127	12	30	.400	5	15	.333	10	15	.667	6	7	13	3	9	0	5	3	1	39	6.5
Arthur	6	0	75	11	20	.550	0	1	.000	4	5	.800	7	11	18	2	18	0	0	1	1	26	4.3
Dooling	5	0	54	5	13	.385	3	7	.429	2	2	1.000	0	3	3	4	11	0	0	3	0	15	3.0
Wroten	3	0	6	1	3	.333	0	1	.000	4	4	1.000	0	2	2	1	0	0	0	1	0	6	2.0
Davis	5	0	29	3	7	.429	0	0	---	0	0	---	2	6	8	0	3	0	0	2	0	6	1.2
Daye	2	0	6	0	1	.000	0	0	---	0	0	---	0	0	0	0	0	0	0	0	1	0	0.0
Leuer	2	0	3	0	0	---	0	0	---	0	0	---	0	0	0	0	0	0	0	0	0	0	0.0
GRIZZLIES	6	-	1440	209	457	.457	26	80	.325	157	206	.762	62	165	227	127	143	0	39	62	25	601	100.2
CLIPPERS	6	-	1440	211	452	.467	35	115	.304	111	142	.782	53	170	223	108	167	1	31	80	34	568	94.7

PLAYER	----- SINGLE-GAME HIGHS -----					----- AVERAGE PER GAME -----					- CAREER HIGHS (C=SET, T=TIED THIS SERIES) -										
	MIN	REB	AST	ST	BL	PTS	MIN	REB	AST	STL	TO	BLK	PTS	FG	FGA	FT	FTA	REB	AST	PTS	
Randolph	38	11	4	2	5	1	27	33.7	8.0	1.7	0.83	2.5	0.17	20.8	12	25	16	17	21	6	34
Conley	44	6	13	3	3	2	28	36.2	3.5	8.3	1.17	1.7	0.50	17.3	11	22	12C	17C	10	13C	28C
Gasol	44	13	7	1	2	3	24	39.0	7.5	3.3	0.33	0.7	1.67	17.3	11	20	9C	12	21	7C	26
Allen	39	10	6	4	3	2	19	29.5	6.5	2.2	2.17	1.3	0.67	12.0	7	13	9C	11C	10C	6C	19C
Bayless	30	2	3	1	3	0	19	16.2	0.8	1.5	0.33	1.7	0.00	8.8	7	18	6	9	4	7	19C
Prince	41	6	5	2	1	2	15	35.5	4.2	2.5	0.83	0.3	0.67	8.5	11	20	7	8	12	9	29
Pondexter	29	4	1	1	1	1	13	21.2	2.2	0.5	0.83	0.5	0.17	6.5	7	13	5	7	9	3	22
Arthur	18	6	1	0	1	1	9	12.4	3.0	0.3	0.00	0.2	0.17	4.3	7	10	3	4	6T	2	14
Dooling	18	2	2	0	1	0	7	10.8	0.6	0.8	0.00	0.6	0.00	3.0	6	10	5	6	4	4	15
Wroten	5	2	1	0	1	0	4	2.1	0.7	0.3	0.00	0.3	0.00	2.0	1T	4	2C	2C	2C	1T	4C
Davis	13	6	0	0	1	0	6	5.8	1.6	0.0	0.00	0.4	0.00	1.2	3C	4C	3	4	6C	0T	6C
Daye	6	0	0	0	0	1	0	3.1	0.0	0.0	0.00	0.0	0.50	0.0	2	5	1	1	1	0T	4
Leuer	2	0	0	0	0	0	0	1.3	0.0	0.0	0.00	0.0	0.00	0.0	1	1	0T	0T	2	0T	2
GRIZZLIES	240	45	27	11	13	7	118	240.0	37.8	21.2	6.50	10.3	4.17	100.2	45	111	38C	47C	60	27C	123
OPPONENTS	240	47	20	8	18	10	112	240.0	37.2	18.0	5.17	13.3	5.67	94.7	43	95	42	50	54	29	133

LOS ANGELES CLIPPERS 2013 FIRST ROUND VS. MEMPHIS GRIZZLIES

PLAYER	G	GS	MIN	- FIELD GOALS -			- 3-POINT FG -			- FREE THROWS -			- REBOUNDS -			AST	PF	DQ	STL	TO	BLK	PTS	AVG
				FG	FGA	PCT	FG	FGA	PCT	FT	FTA	PCT	OFF	DEF	TOT								
Paul	6	6	224	49	92	.533	6	19	.316	33	37	.892	3	21	24	38	17	0	11	9	0	137	22.8
Griffin	6	5	158	29	64	.453	0	0	---	21	26	.808	8	25	33	15	24	0	0	13	5	79	13.2
Barnes	6	0	162	24	44	.545	7	17	.412	16	19	.842	7	23	30	3	23	0	4	5	2	71	11.8
Crawford	6	0	161	24	62	.387	6	22	.273	11	11	1.000	2	10	12	10	9	0	3	4	1	65	10.8
Butler	6	6	136	22	46	.478	4	16	.250	3	3	1.000	1	15	16	0	11	0	2	6	2	51	8.5
Bledsoe	6	0	97	15	30	.500	1	9	.111	8	12	.667	2	13	15	18	10	0	2	5	3	39	6.5
Billups	6	6	115	11	36	.306	6	17	.353	9	11	.818	2	10	12	6	10	0	1	8	1	37	6.2
Odum	6	1	107	11	30	.367	5	14	.357	3	6	.500	4	19	23	11	16	0	5	10	5	30	5.0
Hill	1	0	20	2	4	.500	0	0	---	0	0	---	2	2	4	2	5	0	0	1	0	4	4.0
Jordan	6	6	144	10	22	.455	0	0	---	2	9	.222	15	23	38	1	18	0	1	9	10	22	3.7
Turias	5	0	59	7	10	.700	0	0	---	2	4	.500	4	4	8	0	14	0	1	2	3	16	3.2
Hollins	5	0	37	5	9	.556	0	0	---	1	2	.500	3	2	5	2	10	0	0	2	2	11	2.2
Green	3	0	20	2	3	.667	0	1	.000	2	2	1.000	0	3	3	2	0	0	1	0	0	6	2.0
CLIPPERS	6	-	1440	211	452	.467	35	115	.304	111	142	.782	53	170	223	108	167	1	31	80	34	568	94.7
GRIZZLIES	6	-	1440	209	457	.457	26	80	.325	157	206	.762	62	165	227	127	143	0	39	62	25	601	100.2

PLAYER	----- SINGLE-GAME HIGHS -----					----- AVERAGE PER GAME -----					- CAREER HIGHS (C=SET, T=TIED THIS SERIES) -										
	MIN	REB	AST	ST	BL	PTS	MIN	REB	AST	STL	TO	BLK	PTS	FG	FGA	FT	FTA	REB	AST	PTS	
Paul	42	6	9	3	5	0	35	37.3	4.0	6.3	1.83	1.5	0.00	22.8	15	25	12	14	13	17	35T
Griffin	34	10	5	0	4	2	21	26.3	5.5	2.5	0.00	2.2	0.83	13.2	13	24	10	17	16	7	30
Barnes	37	10	1	1	2	1	30	26.9	5.0	0.5	0.67	0.8	0.33	11.8	11C	15	7C	8C	11	7	30C
Crawford	36	3	3	3	1	1	15	26.9	2.0	1.7	0.50	0.7	0.17	10.8	10	19	8	11	5	6	25
Butler	33	7	0	1	2	1	14	22.6	2.7	0.0	0.33	1.0	0.33	8.5	12	24	8	10	20	5	35
Bledsoe	22	6	5	1	1	1	15	16.2	2.5	3.0	0.33	0.8	0.50	6.5	10	16	3T	5	6C	6	23
Billups	23	4	2	1	3	1	14	19.2	2.0	1.0	0.17	1.3	0.17	6.2	11	29	16	19	10	13	40
Odum	23	7	3	3	4	1	9	17.9	3.8	1.8	0.83	1.7	0.83	5.0	13	21	12	16	19	9	33
Hill	20	4	2	0	1	0	4	20.1	4.0	2.0	0.00	1.0	0.00	4.0	11	27	11	13	14	11	28
Jordan	31	8	1	1	3	4	6	24.1	6.3	0.2	0.17	1.5	1.67	3.7	4	7T	3	6	9	2	10
Turias	14	3	0	1	1	2	5	11.7	1.6	0.0	0.20	0.4	0.60	3.2	4	10	4	6	10	3	12
Hollins	9	4	1	0	1	1	5	7.5	1.0	0.4	0.00	0.4	0.40	2.2	4	4T	2	4	8	3	8
Green	15	1	2	1	0	0	4	6.5	1.0	0.7	0.33	0.0	0.00	2.0	7	15	6	6	4	6	17
CLIPPERS	240	47	20	8	18	10	112	240.0	37.2	18.0	5.17	13.3	5.67	94.7	50	111	36	48	62	30	124
OPPONENTS	240	45	27	11	13	7	118	240.0	37.8	21.2	6.50	10.3	4.17	100.2	51	115	38C	47C	63	35	131



MEMPHIS GRIZZLIES 2013 WESTERN CONFERENCE SEMIFINALS VS. OKLAHOMA CITY THUNDER

PLAYER	G	GS	MIN	FIELD GOALS			3-POINT FG			FREE THROWS			REBOUNDS			AST	PF	DQ	STL	TO	BLK	PTS	AVG
				FG	FGA	PCT	FG	FGA	PCT	FT	FTA	PCT	OFF	DEF	TOT								
Gasol	5	5	210	35	72	.486	0	0	---	27	34	.794	9	33	42	12	14	0	7	7	15	97	19.4
Randolph	5	5	198	33	74	.446	0	1	.000	26	36	.722	16	38	54	11	14	0	3	8	2	92	18.4
Conley	5	5	206	31	85	.365	8	28	.286	20	23	.870	5	28	33	34	10	0	11	11	1	90	18.0
Allen	5	5	140	18	43	.419	0	3	.000	14	19	.737	11	14	25	5	19	0	12	6	0	50	10.0
Bayless	5	0	113	15	44	.341	7	21	.333	8	10	.800	1	15	16	9	13	0	1	3	1	45	9.0
Pondexter	5	0	101	12	23	.522	7	13	.538	2	5	.400	1	11	12	4	11	0	2	3	1	33	6.6
Prince	5	5	157	13	44	.295	1	7	.143	4	6	.667	6	18	24	11	9	0	1	6	0	31	6.2
Arthur	5	0	55	6	15	.400	0	1	.000	4	4	1.000	1	7	8	0	8	0	1	3	1	16	3.2
Daye	1	0	5	1	2	.500	0	0	---	1	1	1.000	0	0	0	0	2	0	0	0	0	3	3.0
Davis	1	0	3	1	1	1.000	0	0	---	0	0	---	0	0	0	0	1	0	0	0	0	2	2.0
Wroten	1	0	6	1	3	.333	0	0	---	0	0	---	0	1	1	1	1	0	1	1	0	2	2.0
Dooling	5	0	31	1	6	.167	1	5	.200	4	4	1.000	0	0	0	0	2	0	0	0	0	7	1.4
GRIZZLIES	5	-	1225	167	412	.405	24	79	.304	110	142	.775	50	165	215	87	104	0	39	52	21	468	93.6
THUNDER	5	-	1225	160	402	.398	34	102	.333	94	114	.825	50	167	217	78	126	3	19	73	33	448	89.6

PLAYER	SINGLE-GAME HIGHS							AVERAGE PER GAME							CAREER HIGHS (C=SET, T=TIED THIS SERIES)						
	MIN	REB	AST	ST	TO	BL	PTS	MIN	REB	AST	STL	TO	BLK	PTS	FG	FGA	FT	FTA	REB	AST	PTS
Gasol	48	11	5	3	2	6	24	41.9	8.4	2.4	1.40	1.4	3.00	19.4	11	20	9	12	21	7	26
Randolph	43	14	3	2	3	1	28	39.6	10.8	2.2	0.60	1.6	0.40	18.4	12	25	16	17	21	6	34
Conley	49	10	11	4	4	1	26	41.3	6.6	6.8	2.2	2.2	0.20	18.0	11C	22C	12	17	10C	13	28
Allen	34	7	2	5	2	0	14	28.0	5.0	1.0	2.40	1.2	0.00	10.0	7	13T	9	11	10	6	19
Bayless	27	4	3	1	2	1	11	22.6	3.2	1.8	0.20	0.6	0.20	9.0	7	18	6	9	4T	7	19
Pondexter	27	5	3	2	2	1	13	20.2	2.4	0.8	0.40	0.6	0.20	6.6	7	13	5	7	9	3C	22
Prince	35	6	5	1	2	0	9	31.4	4.8	2.2	0.20	1.2	0.00	6.2	11	20	7	8	12	9	29
Arthur	16	3	0	1	3	1	6	11.0	1.6	0.0	0.20	0.6	0.20	3.2	7	10	3	4	6	2	14
Daye	5	0	0	0	0	0	3	4.9	0.0	0.0	0.00	0.0	0.00	3.0	2	5	1C	1C	1	0T	4
Davis	3	0	0	0	0	0	2	3.1	0.0	0.0	0.00	0.0	0.00	2.0	3	4	3	4	6	0T	6
Wroten	6	1	1	1	1	0	2	5.7	1.0	1.0	1.00	1.0	0.00	2.0	1T	4	2	2	2	1T	4
Dooling	10	0	0	0	0	0	5	6.3	0.0	0.0	0.00	0.0	0.00	1.4	6	10	5	6	4	4	15
GRIZZLIES	265	46	22	13	12	7	103	245.0	43.0	17.4	7.80	10.4	4.20	93.6	45	111	38	47	60	27	123
OPPONENTS	265	51	19	7	21	10	97	245.0	43.4	15.6	3.80	14.6	6.60	89.6	43	95	42	50	54	29	133

OKLAHOMA CITY THUNDER 2013 WESTERN CONFERENCE SEMIFINALS VS. MEMPHIS GRIZZLIES

PLAYER	G	GS	MIN	FIELD GOALS			3-POINT FG			FREE THROWS			REBOUNDS			AST	PF	DQ	STL	TO	BLK	PTS	AVG
				FG	FGA	PCT	FG	FGA	PCT	FT	FTA	PCT	OFF	DEF	TOT								
Durant	5	5	228	48	114	.421	10	28	.357	38	49	.776	2	50	52	33	9	0	6	22	6	144	28.8
Martin	5	0	150	25	60	.417	5	14	.357	17	18	.944	1	17	18	4	7	0	1	4	2	72	14.4
Jackson	5	5	188	27	54	.500	3	14	.214	12	13	.923	2	29	31	19	16	0	2	9	2	69	13.8
Ibaka	5	5	178	26	69	.377	3	6	.500	8	11	.727	17	25	42	2	22	1	0	4	16	63	12.6
Fisher	5	0	134	16	40	.400	11	28	.393	4	6	.667	0	8	8	4	15	0	3	5	0	47	9.4
Sefolosha	5	5	108	7	22	.318	2	10	.200	7	9	.778	6	11	17	7	5	0	3	4	0	23	4.6
Collison	5	0	88	7	17	.412	0	0	---	4	4	1.000	11	9	20	5	26	2	2	10	4	18	3.6
Perkins	5	5	117	4	24	.167	0	1	.000	4	4	1.000	10	11	21	4	18	0	2	10	3	12	2.4
Liggins	2	0	13	0	1	.000	0	1	.000	0	0	---	0	2	2	0	2	0	0	0	0	0	0.0
Thabeet	3	0	21	0	1	.000	0	0	---	0	0	---	1	5	6	0	6	0	0	1	0	0	0.0
THUNDER	5	-	1225	160	402	.398	34	102	.333	94	114	.825	50	167	217	78	126	3	19	73	33	448	89.6
GRIZZLIES	5	-	1225	167	412	.405	24	79	.304	110	142	.775	50	165	215	87	104	0	39	52	21	468	93.6

PLAYER	SINGLE-GAME HIGHS							AVERAGE PER GAME							CAREER HIGHS (C=SET, T=TIED THIS SERIES)						
	MIN	REB	AST	ST	TO	BL	PTS	MIN	REB	AST	STL	TO	BLK	PTS	FG	FGA	FT	FTA	REB	AST	PTS
Durant	48	15	9	3	7	2	36	45.7	10.4	6.6	1.20	4.4	1.20	28.8	14	30	18	19	19	9T	41
Martin	33	7	1	1	1	1	25	30.0	3.6	0.8	0.20	0.8	0.40	14.4	8C	17C	10	10	8	3	26
Jackson	48	10	8	2	4	1	16	37.6	6.2	3.8	0.40	1.8	0.40	13.8	7T	18	6	6	10C	8T	20
Ibaka	38	14	1	0	1	4	17	35.6	8.4	0.4	0.00	0.8	3.20	12.6	11	17C	10	10	16	2	26
Fisher	31	5	3	1	2	0	19	26.8	1.6	0.8	0.60	1.0	0.00	9.4	11	14	9	11	8	10	28
Sefolosha	29	5	3	1	2	0	7	21.6	3.4	1.4	0.60	0.8	0.00	4.6	7	16	5	8	9	6	19
Collison	22	8	2	1	4	3	10	17.7	4.0	1.0	0.40	2.0	0.80	3.6	6	9	4C	7	12	4	15
Perkins	34	7	3	1	3	2	4	23.3	4.2	0.8	0.40	2.0	0.60	2.4	8	13	6	9	19	4	18
Liggins	8	2	0	0	0	0	6.3	1.0	0.0	0.00	0.0	0.00	0.0	1	4	1	4	5	1	3	
Thabeet	13	3	0	0	1	0	0	7.0	2.0	0.0	0.00	0.3	0.00	0.0	1	1T	0T	3C	0T	2	3
THUNDER	265	51	19	7	21	10	97	245.0	43.4	15.6	3.80	14.6	6.60	89.6	52	107	47	62	71	38	133
OPPONENTS	265	46	22	13	12	7	103	245.0	43.0	17.4	7.80	10.4	4.20	93.6	59	114	57	64	69	36	151

INTRO
PLAYERS
EXECUTIVE
BASEBALL
OPS
BUSINESS
OPS
MEDIA
COMMUNITY
HISTORY
PLAYOFFS
REVIEW
OPPONENTS
NBA
FEDERATION
AT A GLANCE



PLAYOFFS

MEMPHIS GRIZZLIES 2013 WESTERN CONFERENCE FINALS VS. SAN ANTONIO SPURS

PLAYER	G	GS	MIN	- FIELD GOALS -			- 3-POINT FG -			- FREE THROWS -			- REBOUNDS -			PTS	AVG						
				FG	FGA	PCT	FG	FGA	PCT	FT	FTA	PCT	OFF	DEF	TOT			AST	PF	DQ	STL	TO	BLK
Conley	4	4	151	23	60	.383	4	15	.267	11	17	.647	3	14	17	23	7	0	8	13	1	61	15.3
Pondexter	4	0	129	22	41	.537	12	25	.480	5	8	.625	2	11	13	4	11	1	4	3	0	61	15.3
Gasol	4	4	166	23	58	.397	0	0	---	11	13	.846	9	31	40	16	17	0	4	7	8	57	14.3
Randolph	4	4	155	16	53	.302	0	0	---	12	24	.500	23	25	48	3	11	0	2	8	4	44	11.0
Bayless	4	0	109	16	46	.348	4	16	.250	5	6	.833	0	9	9	14	10	0	4	3	4	41	10.3
Allen	4	4	105	12	32	.375	0	1	.000	8	10	.800	12	15	27	9	12	0	5	5	1	32	8.0
Prince	4	4	84	9	25	.360	1	3	.333	4	6	.667	4	4	8	3	3	0	1	2	1	23	5.8
Arthur	4	0	45	8	18	.444	0	0	---	0	0	---	6	6	12	4	10	0	1	3	2	16	4.0
Daye	1	0	9	2	5	.400	0	1	.000	0	0	---	0	1	1	0	0	0	0	1	0	4	4.0
Davis	2	0	16	1	4	.250	0	0	---	3	4	.750	2	1	3	0	3	0	0	0	1	5	2.5
Dooling	4	0	28	2	5	.400	1	1	1.000	0	0	---	0	2	2	0	1	0	1	0	0	5	1.3
Leuer	3	0	9	1	2	.500	0	0	---	0	0	---	2	1	3	0	0	0	1	0	1	2	0.7
Wroten	2	0	5	0	5	.000	0	1	.000	0	0	---	1	0	1	0	0	0	0	0	0	0	0.0
GRIZZLIES	4	-	1010	135	354	.381	22	63	.349	59	88	.670	64	120	184	76	85	1	31	47	23	351	87.8
SPURS	4	-	1010	156	317	.492	32	85	.376	51	66	.773	28	135	163	100	87	0	26	57	31	395	98.8

PLAYER	----- SINGLE-GAME HIGHS -----							----- AVERAGE PER GAME -----							- CAREER HIGHS (G=SET, T=TIRED THIS SERIES) -						
	MIN	REB	AST	ST	TO	BL	PTS	MIN	REB	AST	STL	TO	BLK	PTS	FG	FGA	FT	FPA	REB	AST	PTS
Conley	47	6	8	5	5	1	20	37.9	4.3	5.8	2.00	3.3	0.25	15.3	11	22	12	17	10	13	28
Pondexter	37	9	2	2	2	0	22	32.1	3.3	1.0	1.00	0.8	0.00	15.3	7C	13C	5C	7C	9C	3	22C
Gasol	48	14	5	2	4	3	16	41.4	10.0	4.0	1.00	1.8	2.00	14.3	11	20	9	12	21	7	26
Randolph	45	18	3	1	4	2	15	38.6	12.0	0.8	0.50	2.0	1.00	11.0	12	25	16	17	21	6	34
Bayless	34	4	5	2	1	2	18	27.3	2.3	3.5	1.00	0.8	1.00	10.3	7C	18C	6	9	47	7	19
Allen	27	8	3	2	2	1	12	26.2	6.8	2.3	1.25	1.3	0.25	8.0	7	13	9	11	10	6	19
Prince	29	4	2	1	1	1	8	20.9	2.0	0.8	0.25	0.5	0.25	5.8	11	20	7	8	12	9	29
Arthur	18	6	2	1	2	1	8	11.3	3.0	1.0	0.25	0.8	0.50	4.0	7	10	3	4	6T	2T	14
Daye	9	1	0	0	1	0	4	8.8	1.0	0.0	0.00	1.0	0.00	4.0	2C	5C	1	1	1C	0T	4C
Davis	11	2	0	0	0	1	5	8.0	1.5	0.0	0.00	0.0	0.50	2.5	3	4	3C	4C	6	0T	6
Dooling	13	1	0	0	0	5	7.1	0.5	0.0	0.25	0.0	0.00	1.3	6	10	5	6	4	4	15	
Leuer	5	2	0	1	0	1	2	2.9	1.0	0.0	0.33	0.0	0.33	0.7	1C	1C	0T	0T	2C	0T	2C
Wroten	3	1	0	0	0	0	0	2.5	0.5	0.0	0.00	0.0	0.00	0.0	1	4C	2	2	2	1	4
GRIZZLIES	265	60	20	10	13	6	93	252.5	46.0	19.0	7.75	11.8	5.75	87.8	45	111	38	47	60C	27	123
OPPONENTS	265	50	29	10	17	12	105	252.5	40.8	25.0	6.50	14.3	7.75	98.8	43	95	42	50	54	29C	133

SAN ANTONIO SPURS 2013 WESTERN CONFERENCE FINALS VS. MEMPHIS GRIZZLIES

PLAYER	G	GS	MIN	- FIELD GOALS -			- 3-POINT FG -			- FREE THROWS -			- REBOUNDS -			PTS	AVG						
				FG	FGA	PCT	FG	FGA	PCT	FT	FTA	PCT	OFF	DEF	TOT			AST	PF	DQ	STL	TO	BLK
Parker	4	4	158	41	77	.532	3	8	.375	13	15	.867	1	13	14	38	6	0	8	16	0	98	24.5
Duncan	4	4	137	27	57	.474	0	0	---	8	13	.615	8	29	37	13	13	0	3	9	12	62	15.5
Leonard	4	4	143	19	32	.594	7	13	.538	0	1	.000	3	25	28	2	4	0	8	5	3	45	11.3
Ginobili	4	0	105	11	27	.407	4	14	.286	14	18	.778	4	17	21	18	12	0	2	10	2	40	10.0
Green	4	4	114	13	28	.464	8	17	.471	1	1	1.000	3	14	17	9	8	0	3	4	4	35	8.8
Splitter	4	4	105	15	22	.682	0	0	---	5	7	.714	3	9	12	8	15	0	1	4	7	35	8.8
Bonner	4	0	71	9	20	.450	6	14	.429	3	3	1.000	2	8	10	2	14	0	0	2	2	27	6.8
Blair	1	0	5	2	2	1.000	0	0	---	2	2	1.000	1	1	2	1	2	0	0	0	0	6	6.0
Neal	4	0	51	7	17	.412	2	8	.250	2	2	1.000	0	4	4	2	2	0	0	1	0	18	4.5
Diaw	4	0	72	7	19	.368	1	5	.200	2	2	1.000	1	6	7	6	9	0	0	1	1	17	4.3
Mills	1	0	5	1	1	1.000	1	1	1.000	0	0	---	0	0	0	1	1	0	0	0	0	3	3.0
Joseph	4	0	37	4	13	.308	0	3	.000	1	2	.500	2	7	9	0	1	0	1	2	0	9	2.3
McGrady	1	0	7	0	2	.000	0	2	.000	0	0	---	0	2	2	0	0	0	0	1	0	0	0.0
SPURS	4	-	1010	156	317	.492	32	85	.376	51	66	.773	28	135	163	100	87	0	26	57	31	395	98.8
GRIZZLIES	4	-	1010	135	354	.381	22	63	.349	59	88	.670	64	120	184	76	85	1	31	47	23	351	87.8

PLAYER	----- SINGLE-GAME HIGHS -----							----- AVERAGE PER GAME -----							- CAREER HIGHS (G=SET, T=TIRED THIS SERIES) -						
	MIN	REB	AST	ST	TO	BL	PTS	MIN	REB	AST	STL	TO	BLK	PTS	FG	FGA	FT	FPA	REB	AST	PTS
Parker	44	5	18	3	7	0	37	39.5	3.5	9.5	2.00	4.0	0.00	24.5	18	29	13	16	10	18C	43
Duncan	44	10	5	2	3	4	24	34.4	9.3	3.3	0.75	2.3	3.00	15.5	16	30	19	23	25	11	41
Leonard	40	11	1	5	2	1	18	35.8	7.0	0.5	2.00	1.3	0.75	11.3	9	17	4	8	16	3	22
Ginobili	30	7	6	1	6	1	19	26.3	5.3	4.5	0.50	2.5	0.50	10.0	11	24	15	17	11	11	39
Green	33	6	3	2	1	3	16	28.4	4.3	2.3	0.75	1.0	1.00	8.8	9	15	3	4	7	4	27
Splitter	34	6	3	1	2	4	14	26.2	3.0	2.0	0.25	1.0	1.75	8.8	6T	9	6	12	9	4	14T
Bonner	27	3	1	0	2	1	12	17.8	2.5	0.5	0.00	0.5	0.50	6.8	5	9	6	6	7	2	14
Blair	5	2	1	0	0	0	6	5.3	2.0	1.0	0.00	0.0	0.00	6.0	6	9	4	5	8	3	13
Neal	19	3	1	0	1	0	11	12.7	1.0	0.5	0.00	0.3	0.00	4.5	9	17	4	4	5	5	24
Diaw	21	2	3	0	1	1	7	17.9	1.8	1.5	0.00	0.3	0.25	4.3	13	23	11	11	12	9	34
Mills	5</																				



MEMPHIS GRIZZLIES 2012 FIRST ROUND VS. LOS ANGELES CLIPPERS

PLAYER	G	GS	MIN	- FIELD GOALS -			- 3-POINT FG -			- FREE THROWS -			- REBOUNDS -			AST	PF	DQ	STL	TO	BLK	PTS	AVG
				FG	FGA	PCT	FG	FGA	PCT	FT	FTA	PCT	OFF	DEF	TOT								
Gay	7	7	279	48	114	.421	4	19	.211	33	40	.825	10	36	46	10	15	0	9	21	2	133	19.0
Gasol	7	7	261	36	69	.522	0	1	.000	34	43	.791	16	31	47	22	25	0	2	13	13	106	15.1
Conley	7	7	277	32	76	.421	11	22	.500	24	32	.750	4	19	23	50	19	0	6	16	0	99	14.1
Randolph	7	7	248	37	88	.420	0	4	.000	22	35	.629	27	42	69	6	25	0	7	11	4	96	13.7
Mayo	7	0	163	17	62	.274	7	24	.292	21	27	.778	2	23	25	15	18	1	9	18	1	62	8.9
Allen	7	7	170	18	45	.400	0	5	.000	12	17	.706	8	14	22	5	21	1	9	10	7	48	6.9
Speights	7	0	100	20	41	.488	0	0	---	6	10	.600	13	17	30	2	13	0	3	5	3	46	6.6
Pondexter	7	0	114	12	18	.667	2	4	.500	7	9	.778	3	13	16	2	13	0	4	5	0	33	4.7
Haddadi	4	0	21	2	2	1.000	0	0	---	1	2	.500	5	4	9	1	5	0	0	1	2	5	1.3
Cunningham	7	0	49	4	11	.364	0	0	---	0	0	---	6	5	11	0	3	0	1	1	2	8	1.1
Arenas	6	0	23	2	8	.250	0	4	.000	0	0	---	0	1	1	1	6	0	0	1	0	4	0.7
Selby	1	0	0	0	0	---	0	0	---	0	0	---	0	0	0	0	0	0	0	0	0	0	0.0
GRIZZLIES	7	-	1705	228	534	.427	24	83	.289	160	215	.744	94	205	299	114	163	2	50	108	34	640	91.4
CLIPPERS	7	-	1705	223	516	.452	43	123	.350	126	188	.670	65	194	259	114	179	2	65	106	43	635	90.7

PLAYER	----- SINGLE-GAME HIGHS -----							----- AVERAGE PER GAME -----							- CAREER HIGHS (C=SET, T=TIED THIS SERIES) -						
	MIN	REB	AST	ST	TO	BL	PTS	MIN	REB	AST	STL	TO	BLK	PTS	FG	FGA	FT	FTA	REB	AST	PTS
Gay	48	9	4	3	4	1	24	39.9	6.6	1.4	1.29	3.0	0.29	19.0	9C	25C	12C	15C	9C	4C	24C
Gasol	40	10	6	1	3	3	23	37.3	6.7	3.1	0.29	1.9	1.86	15.1	11	20	8	12	21	6C	26
Conley	46	7	9	3	4	0	25	39.6	3.3	7.1	0.86	2.3	0.00	14.1	10T	20	11T	12T	7T	12	25C
Randolph	39	16	2	2	3	3	19	35.4	9.9	0.9	1.00	1.6	0.57	13.7	12	25	16	17	21	6	34
Mayo	29	9	4	3	5	1	20	23.3	3.6	2.1	1.29	2.6	0.14	8.9	7	18	6C	6T	9C	5	20C
Allen	30	5	1	3	3	3	10	24.3	3.1	0.7	1.29	1.4	1.00	6.9	7	13	6	10	5T	3	15
Speights	22	9	1	1	2	1	11	14.3	4.3	0.3	0.43	0.7	0.43	6.6	4C	10C	3C	4C	9C	1T	11C
Pondexter	25	7	1	2	2	0	11	16.3	2.3	0.3	0.57	0.7	0.00	4.7	4C	5C	2C	2C	7C	1T	11C
Haddadi	11	5	1	0	1	1	3	5.3	2.3	0.3	0.00	0.3	0.50	1.3	2	4	5	6	5C	1C	5
Cunningham	13	4	0	1	1	1	4	7.0	1.6	0.0	0.14	0.1	0.29	1.1	3	5T	5	6	5	0T	11
Arenas	10	1	1	0	1	0	4	3.8	0.2	0.2	0.00	0.2	0.00	0.7	14	27	14	19	8	14	44
Selby	0	0	0	0	0	0	0	0.0	0.0	0.0	0.00	0.0	0.00	0.0	0C	0C	0C	0C	0C	0C	0C
GRIZZLIES	265	48	20	13	22	9	105	243.6	42.7	16.3	7.14	15.4	4.86	91.4	45	111	37	44	55	26	123
OPPONENTS	265	47	21	13	21	8	101	243.6	37.0	16.3	9.29	15.1	6.14	90.7	43	95	42	50	54	28	133

LOS ANGELES CLIPPERS 2012 FIRST ROUND VS. MEMPHIS GRIZZLIES

PLAYER	G	GS	MIN	- FIELD GOALS -			- 3-POINT FG -			- FREE THROWS -			- REBOUNDS -			AST	PF	DQ	STL	TO	BLK	PTS	AVG
				FG	FGA	PCT	FG	FGA	PCT	FT	FTA	PCT	OFF	DEF	TOT								
Paul	7	7	272	49	107	.458	9	27	.333	36	42	.857	3	37	40	50	21	1	19	25	1	143	20.4
Griffin	7	7	248	48	91	.527	0	1	.000	30	51	.588	13	32	45	18	30	1	15	18	2	126	18.0
Williams	7	0	150	26	69	.377	9	27	.333	7	8	.875	1	5	6	10	10	0	5	9	2	68	9.7
Butler	6	6	162	21	60	.350	4	20	.200	10	14	.714	4	12	16	3	16	0	4	9	1	56	9.3
Simmons	1	1	22	4	5	.800	1	2	.500	0	0	---	0	1	1	0	4	0	0	0	0	9	9.0
Young	7	0	135	18	41	.439	10	19	.526	11	12	.917	1	6	7	2	16	0	3	6	3	57	8.1
Foye	7	7	185	19	51	.373	9	24	.375	7	7	1.000	4	12	16	13	13	0	3	11	1	54	7.7
Bledsoe	7	0	97	16	33	.485	1	3	.333	8	14	.571	5	9	14	14	8	0	4	5	1	41	5.9
Martin	7	0	129	16	27	.593	0	0	---	1	2	.500	10	14	24	0	26	0	2	4	13	33	4.7
Jordan	7	7	151	10	20	.500	0	0	---	5	14	.357	9	20	29	3	12	0	3	6	14	25	3.6
Evans	7	0	156	6	12	.500	0	0	---	11	24	.458	15	46	61	1	23	0	7	6	5	23	3.3
CLIPPERS	7	-	1705	233	516	.452	43	123	.350	126	188	.670	65	194	259	114	179	2	65	106	43	635	90.7
GRIZZLIES	7	-	1705	228	534	.427	24	83	.289	160	215	.744	94	205	299	114	163	2	50	108	34	640	91.4

PLAYER	----- SINGLE-GAME HIGHS -----							----- AVERAGE PER GAME -----							- CAREER HIGHS (C=SET, T=TIED THIS SERIES) -						
	MIN	REB	AST	ST	TO	BL	PTS	MIN	REB	AST	STL	TO	BLK	PTS	FG	FGA	FT	FTA	REB	AST	PTS
Paul	42	9	11	5	5	1	29	38.9	5.7	7.1	2.71	3.6	0.14	20.4	15	25	12	14	13	17	35
Griffin	43	11	7	3	5	2	30	35.4	6.4	2.6	2.14	2.6	0.29	18.0	13	24	10C	17C	16	7C	30C
Williams	33	3	4	2	3	2	20	21.4	0.9	1.4	0.71	1.3	0.29	9.7	9	21T	8	9	7	10	24
Butler	32	5	2	1	2	1	14	27.0	2.7	0.5	0.67	1.5	0.17	9.3	12	24	8	10	20	5	35
Simmons	22	1	0	0	0	0	9	22.0	1.0	0.0	0.00	0.0	0.00	9.0	5	11	0T	0T	6	3	10
Young	24	2	1	2	2	1	19	19.3	1.0	0.3	0.43	0.9	0.43	8.1	6C	10	5C	6C	2T	1T	19C
Foye	36	4	3	1	3	1	16	26.4	2.3	1.9	0.43	1.6	0.14	7.7	6C	13C	4	6	4C	3T	16C
Bledsoe	24	4	6	1	2	1	14	13.9	2.0	2.0	0.57	0.7	0.14	5.9	10	16	3C	5C	5	6C	23
Martin	25	10	0	1	2	3	11	18.4	3.4	0.0	0.29	0.6	1.86	4.7	15	28	10	14	16	6	36
Jordan	26	8	2	1	3	4	7	21.6	4.1	0.4	0.43	0.9	2.00	3.6	4	7	3C	6C	9	2C	10
Evans	28	13	1	2	3	3	7	22.3	8.7	0.1	1.00	0.9	0.71	3.3	4	7	7	10	15	3	13
CLIPPERS	265	47	21	13	21	8	101	243.6	37.0	16.3	9.29	15.1	6.14	90.7	50	111	36	48	62	30	124
OPPONENTS	265	48	20	13	22	9	105	243.6	42.7	16.3	7.14	15.4	4.86	91.4	49	107	35	46	59	35	130

INTRO PLAYERS EXECUTIVE BASEBALL BUSINESS MEDIA COMMUNITY HISTORY PLAYOFFS REVIEW OPPONENTS NBA FEDERATION AT A GLANCE



PLAYOFFS

MEMPHIS GRIZZLIES 2011 FIRST ROUND VS. SAN ANTONIO SPURS

PLAYER	G	GS	MIN	- FIELD GOALS -			- 3-POINT FG -			- FREE THROWS -			- REBOUNDS -			AST	PF	DQ	STL	TO	BLK	PTS	AVG
				FG	FGA	PCT	FG	FGA	PCT	FT	FTA	PCT	OFF	DEF	TOT								
Randolph	6	6	224	48	96	.500	1	5	.200	32	39	.821	11	44	55	20	21	0	8	12	3	129	21.5
Conley	6	6	230	32	81	.395	2	12	.167	20	26	.769	3	24	27	37	21	0	5	13	1	86	14.3
Gasol	6	6	242	32	60	.533	0	0	---	21	32	.656	20	54	74	13	23	0	3	13	9	85	14.2
Young	6	6	133	24	47	.511	3	8	.375	8	13	.615	2	14	16	1	10	0	3	5	2	59	9.8
Allen	6	6	160	21	47	.447	0	3	.000	12	17	.706	5	11	16	12	18	1	14	11	2	54	9.0
Mayo	6	0	134	18	49	.367	8	16	.500	10	14	.714	1	11	12	10	20	1	3	8	0	54	9.0
Arthur	6	0	99	22	40	.550	0	0	---	4	5	.800	8	9	17	3	12	0	2	6	9	48	8.0
Battier	6	0	162	15	30	.500	6	17	.353	3	4	.750	5	20	25	8	13	0	4	3	2	39	6.5
Vasquez	6	0	61	10	16	.625	2	5	.400	3	6	.500	1	8	9	11	5	0	2	5	1	25	4.2
Smith	2	0	5	2	2	1.000	0	0	---	0	0	---	0	1	1	1	1	0	0	0	0	4	2.0
Powe	2	0	6	1	5	.200	0	0	---	0	0	---	1	0	1	0	0	0	0	0	0	2	1.0
Haddadi	4	0	10	0	1	.000	0	0	---	0	0	---	0	1	1	0	3	0	0	1	0	0	0.0
GRIZZLIES	6	-	1465	225	474	.475	22	66	.333	113	156	.724	57	197	254	116	147	2	44	82	29	585	97.5
SPURS	6	-	1465	202	463	.436	32	109	.294	130	171	.760	61	189	250	107	129	2	44	86	35	566	94.3

PLAYER	----- SINGLE-GAME HIGHS -----							----- AVERAGE PER GAME -----							- CAREER HIGHS (G=SET, T=TIED THIS SERIES) -						
	MIN	REB	AST	ST	TO	BL	PTS	MIN	REB	AST	STL	TO	BLK	PTS	FG	FGA	FT	FTA	REB	AST	PTS
Randolph	44	14	6	3	4	2	31	37.3	9.2	3.3	1.33	2.0	0.50	21.5	12C	22C	9	10T	15	6C	31C
Conley	44	7	10	3	5	1	20	38.3	4.5	6.2	0.83	2.2	0.17	14.3	9C	20C	6C	8C	7C	10C	20C
Gasol	44	17	3	2	4	2	24	40.3	12.3	2.2	0.50	2.2	1.50	14.2	9C	14C	8C	11C	17C	3C	24C
Young	32	6	1	2	2	1	18	22.2	2.7	0.2	0.50	0.8	0.33	9.8	7C	13C	3C	4C	6C	1C	18C
Allen	33	4	3	4	4	1	15	26.7	2.7	2.0	2.33	1.8	0.33	9.0	7T	13C	4	6T	5	3T	15T
Mayo	30	3	4	2	3	0	13	22.3	2.0	1.7	0.50	1.3	0.00	9.0	5C	13C	4C	6C	3C	4C	13C
Arthur	21	6	1	1	3	3	14	16.5	2.8	0.5	0.33	1.0	1.50	8.0	7C	10C	2C	2C	6C	1C	14C
Battier	34	7	2	2	1	1	10	27.0	4.2	1.3	0.67	0.5	0.33	6.5	7	12C	6	6	9	7	23
Vasquez	23	3	1	2	1	1	11	10.2	1.5	1.8	0.33	0.8	0.17	4.2	4C	8C	3C	4C	3C	3C	11C
Smith	3	1	1	0	0	0	4	2.5	0.5	0.5	0.00	0.0	0.00	2.0	2C	2C	0C	0C	1C	1C	4C
Powe	3	1	0	0	0	0	2	3.0	0.5	0.0	0.00	0.0	0.00	1.0	6	8	9	13	8	1	21
Haddadi	9	1	0	1	0	0	0	2.5	0.3	0.0	0.00	0.3	0.00	0.0	0C	1C	0C	0C	1C	0C	0C
GRIZZLIES	265	50	24	12	17	7	104	244.2	42.3	19.3	7.33	13.7	4.83	97.5	45	94	24	33C	50C	26	115
OPPONENTS	265	48	23	9	19	10	110	244.2	41.7	17.8	7.33	14.3	5.83	94.3	43	93	36T	49	53	28	123

SAN ANTONIO SPURS 2011 FIRST ROUND VS. MEMPHIS GRIZZLIES

PLAYER	G	GS	MIN	- FIELD GOALS -			- 3-POINT FG -			- FREE THROWS -			- REBOUNDS -			AST	PF	DQ	STL	TO	BLK	PTS	AVG
				FG	FGA	PCT	FG	FGA	PCT	FT	FTA	PCT	OFF	DEF	TOT								
Ginobili	5	5	174	31	70	.443	9	28	.321	32	41	.780	2	18	20	21	13	0	13	17	3	103	20.6
Parker	6	6	221	43	93	.462	1	8	.125	31	41	.756	1	15	16	31	10	0	8	20	2	118	19.7
Duncan	6	6	212	33	69	.478	0	0	---	10	16	.625	16	47	63	16	17	1	3	18	15	76	12.7
Hill	6	1	189	20	50	.400	4	15	.267	26	30	.867	5	25	30	14	15	1	9	8	2	70	11.7
Neal	6	0	111	17	46	.370	5	19	.263	7	7	1.000	2	16	18	5	11	0	1	2	1	46	7.7
Splitter	3	0	50	10	16	.625	0	0	---	0	3	.000	7	7	14	1	4	0	3	2	1	20	6.7
Jefferson	6	6	176	12	31	.387	6	17	.353	9	11	.818	2	23	25	5	13	0	3	6	3	39	6.5
Bonner	6	0	123	12	25	.480	6	18	.333	8	10	.800	7	12	19	2	18	0	1	1	1	38	6.3
McDyess	6	6	145	15	36	.417	0	0	---	4	7	.571	10	20	30	8	21	0	2	7	5	34	5.7
Blair	4	0	50	7	21	.333	0	0	---	3	5	.600	9	4	13	2	6	0	0	2	1	17	4.3
Green	4	0	7	2	6	.333	1	4	.250	0	0	---	0	1	1	2	1	0	1	1	1	5	1.3
Novak	1	0	6	0	0	---	0	0	---	0	0	---	0	1	1	0	0	0	0	0	0	0	0.0
SPURS	6	-	1465	202	463	.436	32	109	.294	130	171	.760	61	189	250	107	129	2	44	86	35	566	94.3
GRIZZLIES	6	-	1465	225	474	.475	22	66	.333	113	156	.724	57	197	254	116	147	2	44	82	29	585	97.5

PLAYER	----- SINGLE-GAME HIGHS -----							----- AVERAGE PER GAME -----							- CAREER HIGHS (G=SET, T=TIED THIS SERIES) -						
	MIN	REB	AST	ST	TO	BL	PTS	MIN	REB	AST	STL	TO	BLK	PTS	FG	FGA	FT	FTA	REB	AST	PTS
Ginobili	42	7	6	4	6	2	33	34.8	4.0	4.2	2.60	3.4	0.60	20.6	11	24	15	17	11	11	39
Parker	44	5	9	3	7	1	24	36.8	2.7	5.2	1.33	3.3	0.33	19.7	18	29	13	16T	10	14	43
Duncan	40	13	6	1	5	5	16	35.3	10.5	2.7	0.50	3.0	2.50	12.7	16	30	19	23	25	11	41
Hill	41	7	4	4	2	1	16	31.5	5.0	2.3	1.50	1.3	0.33	11.7	11	16	11C	13C	7C	4C	29
Neal	25	5	2	1	1	1	11	18.5	3.0	0.8	0.17	0.3	0.17	7.7	4C	12C	4C	4C	5C	2C	11C
Splitter	22	9	1	2	1	1	10	16.7	4.7	0.3	1.00	0.7	0.33	6.7	5C	9C	0C	2C	9C	1C	10C
Jefferson	37	6	2	1	2	1	16	29.3	4.2	0.8	0.50	1.0	0.50	6.5	13	22	13	18	16	10	33
Bonner	24	5	1	1	1	1	12	20.5	3.2	0.3	0.17	0.2	0.17	6.3	5	9	6C	6C	7	1T	14
McDyess	32	10	2	1	2	3	10	24.2	5.0	1.3	0.33	1.2	0.83	5.7	11	23	6	7	19	3	26
Blair	22	6	2	0	1	1	9	12.5	3.3	0.5	0.00	0.5	0.25	4.3	3T	9C	4	5	8	2C	9C
Green	6	1	2	1	1	1	3	1.8	0.3	0.5	0.25	0.3	0.25	1.3	1C	4C	0C	0C	1C	2C	3C
Novak	6	1	0	0	0	0	0	6.0	1.0	0.0	0.00	0.0	0.00	0.0	3	3	0T	0T	2	0T	8
SPURS	265	48	23	9	19	10	110	244.2	41.7	17.8	7.33	14.3	5.83	94.3	67	124	39	54	75	51	152
OPPONENTS	265	50	24	12	17	7	104	244.2	42.3	19.3	7.33	13.7	4.83	97.5	58	111	49	51	63	40	141

PLAYOFFS



MEMPHIS GRIZZLIES 2011 WESTERN CONFERENCE SEMIFINALS VS. OKLAHOMA CITY THUNDER

PLAYER	G	GS	MIN	- FIELD GOALS -			- 3-POINT FG -			- FREE THROWS -			- REBOUNDS -			AST	PF	DQ	STL	TO	BLK	PTS	AVG
				FG	FGA	PCT	FG	FGA	PCT	FT	FTA	PCT	OFF	DEF	TOT								
Randolph	7	7	292	52	128	.406	1	3	.333	55	67	.821	32	54	86	11	24	0	6	15	7	160	22.9
Conley	7	7	277	39	102	.382	9	25	.360	24	27	.889	4	19	23	46	18	1	9	17	2	111	15.9
Gasol	7	7	276	40	81	.494	0	2	.000	30	41	.732	21	51	72	16	21	0	11	13	19	110	15.7
Mayo	7	2	229	34	85	.400	12	33	.364	13	15	.867	9	20	29	21	22	1	8	9	4	93	13.3
Allen	7	7	190	22	54	.407	1	4	.250	15	24	.625	10	12	22	8	25	0	11	13	3	60	8.6
Arthur	7	0	102	17	45	.378	1	1	1.000	9	12	.750	6	6	12	4	18	0	5	6	3	44	6.3
Young	7	5	123	19	49	.388	0	4	.000	1	2	.500	5	9	14	1	8	0	3	3	1	39	5.6
Battier	7	0	177	14	36	.389	2	12	.167	3	5	.600	12	15	27	7	14	0	3	3	4	43	4.7
Vasquez	7	0	80	11	25	.440	2	6	.333	7	7	1.000	2	8	10	14	6	0	3	4	1	31	4.4
Powe	2	0	8	1	3	.333	0	0	---	3	4	.750	1	2	3	0	0	0	0	0	0	5	2.5
Haddadi	5	0	21	3	9	.333	0	1	.000	5	6	.833	3	4	7	0	4	0	0	1	5	11	2.2
Smith	3	0	5	0	1	.000	0	0	---	0	0	---	0	1	1	1	0	0	1	1	0	0	0.0
GRIZZLIES	7	-	1780	252	618	.408	28	91	.308	165	210	.786	105	201	306	129	160	2	60	88	49	697	99.6
THUNDER	7	-	1780	255	567	.450	47	146	.322	168	206	.816	92	226	318	130	179	3	50	113	53	725	103.6

PLAYER	----- SINGLE-GAME HIGHS -----					----- AVERAGE PER GAME -----					----- CAREER HIGHS (C=SET, T=TIED THIS SERIES) -----										
	MIN	REB	AST	ST	TO	BL	PTS	MIN	REB	AST	STL	TO	BLK	PTS	FG	FGA	FT	FTA	REB	AST	PTS
Randolph	56	21	3	3	5	2	34	41.7	12.3	1.6	0.86	2.1	1.00	22.9	12T	25C	16C	17C	21C	6	34C
Conley	47	5	12	2	4	1	24	39.6	3.3	6.6	1.29	2.4	0.29	15.9	10C	20	11C	12C	7	12C	24C
Gasol	57	21	4	3	6	5	26	39.4	10.3	2.3	1.57	1.9	2.71	15.7	11C	20C	8T	12C	21C	4C	26C
Mayo	42	6	5	4	3	2	18	32.7	4.1	3.0	1.14	1.3	0.57	13.3	7C	18C	4T	6	8C	5C	18C
Allen	33	5	2	4	4	1	10	27.1	3.1	1.1	1.57	1.9	0.43	8.6	7	13T	6C	10C	5T	3	15
Arthur	20	4	2	2	3	1	9	14.6	1.7	0.6	0.71	0.9	0.43	6.3	7	10	3C	4C	6	2C	14
Young	26	4	1	2	1	2	12	17.6	2.0	0.1	0.43	0.4	0.14	5.6	7	13	3	4	6	1T	18
Battier	39	5	3	2	1	2	11	25.3	3.9	1.0	0.43	0.4	0.57	4.7	7	12	6	6	9	7	23
Vasquez	27	4	3	2	2	1	14	11.4	1.4	2.0	0.43	0.6	0.14	4.4	4T	12C	5C	5C	4C	3T	14C
Powe	6	2	0	0	0	0	3	4.0	1.5	0.0	0.00	0.00	0.00	2.5	6	8	9	13	8	1	21
Haddadi	7	2	0	0	1	2	5	4.2	1.4	0.0	0.00	0.2	0.00	2.2	2C	4C	5C	6C	2C	0T	5C
Smith	4	1	1	1	0	0	0	1.7	0.3	0.3	0.33	0.3	0.00	0.0	2	2	0T	0T	1T	1T	4
GRIZZLIES	315	55	24	11	19	9	123	254.3	43.7	18.4	8.57	12.6	7.00	99.6	45	111C	37C	44C	55C	26	123C
OPPONENTS	315	54	25	11	18	11	133	254.3	45.4	18.6	7.14	16.1	7.57	103.6	43T	95C	42C	50C	54C	28	133C

OKLAHOMA CITY THUNDER 2011 WESTERN CONFERENCE SEMIFINALS VS. MEMPHIS GRIZZLIES

PLAYER	G	GS	MIN	- FIELD GOALS -			- 3-POINT FG -			- FREE THROWS -			- REBOUNDS -			AST	PF	DQ	STL	TO	BLK	PTS	AVG
				FG	FGA	PCT	FG	FGA	PCT	FT	FTA	PCT	OFF	DEF	TOT								
Durant	7	7	290	61	136	.449	14	42	.333	49	61	.803	7	57	64	10	19	0	5	16	7	185	26.4
Westbrook	7	7	262	59	142	.415	5	15	.333	45	50	.900	13	24	37	53	24	1	12	34	3	168	24.0
Harden	7	0	226	30	62	.484	10	34	.294	27	31	.871	5	28	33	29	17	0	9	13	7	97	13.9
Ibaka	7	7	186	28	56	.500	0	0	---	8	11	.727	17	20	37	1	30	0	1	6	19	64	9.1
Collison	7	0	177	18	32	.563	0	0	---	9	11	.818	16	27	43	4	26	0	8	4	6	45	6.4
Cook	7	0	96	12	32	.375	8	26	.308	4	4	1.000	1	12	13	1	7	0	1	4	0	36	5.1
Maynor	7	0	94	10	30	.333	5	11	.455	8	10	.800	4	6	10	20	7	0	6	8	0	33	4.7
Perkins	7	7	214	11	25	.440	0	0	---	7	13	.538	19	26	45	5	27	2	12	5	29	4.1	
Robinson	2	0	6	2	4	.500	2	4	.500	2	2	1.000	0	0	0	1	1	0	0	0	0	8	4.0
Sefolosha	7	7	136	11	25	.440	1	12	.083	5	5	1.000	4	12	16	5	7	0	3	10	2	28	4.0
Mohammed	7	0	86	11	21	.524	0	0	---	4	8	.500	6	13	19	0	14	0	3	3	4	26	3.7
Ivey	2	0	6	2	2	1.000	2	2	1.000	0	0	---	0	1	1	1	0	0	0	0	0	6	3.0
THUNDER	7	-	1780	255	567	.450	47	146	.322	168	206	.816	92	226	318	130	179	3	50	113	53	725	103.6
GRIZZLIES	7	-	1780	252	618	.408	28	91	.308	165	210	.786	105	201	306	129	160	2	60	88	49	697	99.6

PLAYER	----- SINGLE-GAME HIGHS -----					----- AVERAGE PER GAME -----					----- CAREER HIGHS (C=SET, T=TIED THIS SERIES) -----										
	MIN	REB	AST	ST	TO	BL	PTS	MIN	REB	AST	STL	TO	BLK	PTS	FG	FGA	FT	FTA	REB	AST	PTS
Durant	57	13	3	4	5	3	39	41.4	9.1	1.4	0.71	2.3	1.00	26.4	14	27	18	19	19	6	41
Westbrook	51	10	14	3	7	2	40	37.4	5.3	7.6	1.71	4.9	0.43	24.0	15C	33C	14	18	10C	14C	40C
Harden	49	7	7	4	3	3	21	32.3	4.7	4.1	1.29	1.9	0.10	13.9	7	11T	11C	11C	9	7C	23
Ibaka	43	11	1	1	3	6	16	26.6	5.3	0.1	0.14	0.9	2.71	9.1	8	15	10	10	16	2	22
Collison	35	12	1	2	3	9	25.3	6.1	0.6	1.14	0.6	0.86	6.4	6	9	3T	7	12T	3	15	15
Cook	24	5	1	1	2	0	18	13.7	1.9	0.1	0.14	0.6	0.00	5.1	7	12	2T	2T	5T	2	20
Maynor	23	2	9	3	2	0	15	13.4	1.4	2.9	0.86	1.1	0.00	4.7	6C	9	6	7	3	9C	15C
Perkins	35	13	2	1	3	2	6	30.6	6.4	0.7	0.29	1.7	0.71	4.1	8	13	6	9	19	4	18
Robinson	4	0	1	0	0	0	5	3.0	0.0	0.5	0.00	0.00	0.00	4.0	4	10	3	4	4	4	13
Sefolosha	28	6	2	3	1	6	19.4	2.3	0.7	0.43	1.4	0.29	4.0	6	10	5	8	8	3	3	12
Mohammed	22	6	0	2	1	2	10	12.3	2.7	0.0	0.43	0.4	0.57	3.7	8	11	8	10	15	1	19
Ivey	4	1	1	0	0	0	3	3.0	0.5	0.5	0.00	0.00	0.00	3.0	2	3	2	2	2	1T	5



PLAYOFFS

MEMPHIS GRIZZLIES 2006 FIRST ROUND VS. DALLAS MAVERICKS

PLAYER	G	GS	MIN	- FIELD GOALS -			- 3-POINT FG -			- FREE THROWS -			- REBOUNDS -			AST	PF	DQ	STL	TO	BLK	PTS	AVG
				FG	FGA	PCT	FG	FGA	PCT	FT	FTA	PCT	OFF	DEF	TOT								
Gasol	4	4	158	29	67	.433	0	1	.000	23	30	.767	4	23	27	12	11	0	2	11	5	81	20.3
E. Jones	4	3	119	14	29	.483	3	7	.429	10	15	.667	3	8	11	10	10	0	3	1	1	41	10.3
Atkins	4	4	103	15	37	.405	4	11	.364	5	8	.625	0	3	3	12	15	1	2	4	0	39	9.8
Miller	4	1	107	12	30	.400	1	8	.125	9	9	1.000	1	14	15	7	11	0	2	8	2	34	8.5
Jackson	4	0	100	12	29	.414	4	11	.364	5	7	.714	0	8	8	5	7	0	1	14	0	33	8.3
Wright	4	0	86	11	18	.611	0	0	---	7	10	.700	11	9	20	3	9	0	0	5	4	29	7.3
Warrick	3	1	43	4	16	.250	0	1	.000	12	14	.857	1	6	7	0	7	0	1	4	0	20	6.7
Battier	4	4	129	10	20	.500	2	7	.286	2	6	.333	7	16	23	2	16	0	4	8	2	24	6.0
D. Jones	4	0	46	5	7	.714	0	0	---	7	10	.700	1	6	7	0	7	0	1	2	0	17	4.3
Tsakalidis	4	3	59	6	10	.600	0	0	---	1	2	.500	4	7	11	2	13	0	1	7	1	13	3.3
Burks	2	0	13	1	1	1.000	0	0	---	1	2	.500	0	1	1	2	2	0	1	0	0	3	1.5
Cardinal	3	0	22	1	2	.500	1	2	.500	0	0	---	1	3	4	1	2	0	1	0	0	3	1.0
GRIZZLIES	4	-	985	120	266	.451	15	48	.313	82	113	.726	33	104	137	56	110	1	19	64	15	337	84.3
MAVERICKS	4	-	985	139	307	.453	21	59	.356	94	110	.855	55	117	172	73	112	0	27	51	18	393	98.3

PLAYER	----- SINGLE-GAME HIGHS -----							----- AVERAGE PER GAME -----							- CAREER HIGHS (G=SET, T=TIED THIS SERIES) -						
	MIN	REB	AST	ST	TO	BL	PTS	MIN	REB	AST	STL	TO	BLK	PTS	FG	FGA	FT	FTA	REB	AST	PTS
Gasol	41	7	5	1	4	2	25	39.5	6.8	3.0	0.50	2.8	1.25	20.3	13	26	81	114	16	51	28
E. Jones	48	6	5	2	1	1	16	29.8	2.8	2.5	0.75	0.3	0.25	10.3	12	21	10	14	11	8	32
Atkins	36	2	4	1	2	0	20	25.8	0.8	3.0	0.50	1.0	0.00	9.8	8T	17	9	9	7	8	23
Miller	38	5	2	1	3	2	10	26.8	3.8	1.8	0.50	2.0	0.50	8.5	9	18	5C	5C	6	5	22
Jackson	33	4	4	1	5	0	12	25.0	2.0	1.3	0.25	3.5	0.00	8.3	10	20	5	8	11	6	26
Wright	40	10	2	0	2	3	10	21.5	5.0	0.8	0.00	1.3	1.00	7.3	7	13	5	5	10C	3	17
Warrick	18	4	0	1	2	0	11	14.3	2.3	0.0	0.33	1.3	0.00	6.7	2C	7C	7C	8C	4C	0C	11C
Battier	43	7	1	3	4	2	10	32.3	5.8	0.5	1.00	2.0	0.50	6.0	4T	9	2	4	9	3	10T
D. Jones	20	3	0	1	1	0	8	11.5	1.8	0.0	0.25	0.5	0.00	4.3	5	10	3C	6C	5	1	14
Tsakalidis	27	8	2	1	2	1	11	14.8	2.8	0.5	0.25	1.8	0.25	3.3	5C	8C	2	2T	12	2C	11C
Burks	8	1	1	1	0	0	3	6.5	0.5	1.0	0.50	0.0	0.00	1.5	1C	1C	1C	2C	1C	1T	3C
Cardinal	10	3	1	1	0	0	3	7.3	1.3	0.3	0.33	0.0	0.00	1.0	4	12	5	7	6	1T	13
GRIZZLIES	265	42	16	8	20	5	93	246.3	34.3	14.0	4.75	16.0	3.75	84.3	45	94	24	30C	46	26	115
OPPONENTS	265	50	21	12	14	6	103	246.3	43.0	18.3	6.75	12.8	4.50	98.3	43	93	36	49	53	28	123

DALLAS MAVERICKS 2006 FIRST ROUND VS. MEMPHIS GRIZZLIES

PLAYER	G	GS	MIN	- FIELD GOALS -			- 3-POINT FG -			- FREE THROWS -			- REBOUNDS -			AST	PF	DQ	STL	TO	BLK	PTS	AVG
				FG	FGA	PCT	FG	FGA	PCT	FT	FTA	PCT	OFF	DEF	TOT								
Nowitzki	4	4	165	42	83	.506	8	19	.421	33	38	.868	6	25	31	12	12	0	3	5	2	125	31.3
Terry	4	4	147	26	62	.419	4	17	.235	14	16	.875	3	12	15	22	12	0	3	7	0	70	17.5
Howard	4	4	126	23	47	.489	6	12	.500	13	15	.867	4	18	22	7	16	0	4	7	1	65	16.3
Stackhouse	4	0	118	15	42	.357	2	9	.222	15	17	.882	4	6	10	8	11	0	2	8	0	47	11.8
Dampier	4	0	111	8	23	.348	0	0	---	10	12	.833	19	16	35	2	14	0	3	2	9	26	6.5
Griffin	4	4	100	10	18	.556	0	0	---	1	1	1.000	11	9	20	10	9	0	6	3	0	21	5.3
Daniels	3	0	57	6	12	.500	1	1	1.000	0	0	---	1	7	8	7	7	0	2	3	0	13	4.3
Harris	4	0	52	7	13	.538	0	0	---	3	5	.600	1	3	4	5	8	0	2	5	0	17	4.3
Mbenga	2	0	11	1	2	.500	0	0	---	2	2	1.000	1	4	5	0	3	0	2	1	4	2.0	
Armstrong	2	0	6	0	2	.000	0	1	.000	2	2	1.000	0	2	2	0	1	0	0	1	0	2	1.0
Diop	4	4	77	1	2	.500	0	0	---	1	2	.500	5	15	20	0	16	0	2	4	5	3	0.8
Powell	2	0	14	0	1	.000	0	0	---	0	0	---	0	0	0	0	3	0	0	1	0	0	0.0
MAVERICKS	4	-	985	139	307	.453	21	59	.356	94	110	.855	55	117	172	73	112	0	27	51	18	393	98.3
GRIZZLIES	4	-	985	120	266	.451	15	48	.313	82	113	.726	33	104	137	56	110	1	19	64	15	337	84.3

PLAYER	----- SINGLE-GAME HIGHS -----							----- AVERAGE PER GAME -----							- CAREER HIGHS (G=SET, T=TIED THIS SERIES) -						
	MIN	REB	AST	ST	TO	BL	PTS	MIN	REB	AST	STL	TO	BLK	PTS	FG	FGA	FT	FTA	REB	AST	PTS
Nowitzki	48	11	5	2	2	1	36	41.3	7.8	3.0	0.75	1.3	0.50	31.3	16	28	21	24	21	9	46
Terry	46	6	9	1	3	0	22	36.8	3.8	5.5	0.75	1.8	0.00	17.5	13	25	12	12	9	9C	36
Howard	38	9	2	3	3	1	24	31.5	5.5	1.8	1.00	1.8	0.25	16.3	13	21	11	11	14	4	29
Stackhouse	34	5	5	1	3	0	19	29.5	2.5	2.0	0.50	2.0	0.00	11.8	11	22	11	13	11	8	31
Dampier	33	12	1	2	1	3	12	27.8	8.8	0.5	0.75	0.5	2.25	6.5	7	8T	4C	6C	14	2	15
Griffin	31	9	4	4	1	0	6	25.0	5.0	2.5	1.50	0.8	0.00	5.3	7	12	2	2	9C	4C	15
Daniels	26	4	3	2	2	0	13	19.0	2.7	2.3	0.67	1.0	0.00	4.3	10	20	6	7	11	5	22
Harris	19	1	3	2	3	0	7	13.0	1.0	1.3	0.50	1.3	0.00	4.3	7	14	10	11	6	6	24
Mbenga	7	3	0	0	1	1	2	5.5	2.5	0.0	0.00	1.0	0.50	2.0	1C	1T	2C	2C	3C	0T	2C
Armstrong	5	2	0	0	1	0	2	3.0	1.0	0.0	0.00	0.5	0.00	1.0	6	14	9	10	10	8	21
Diop	24	8	0	2	2	2	3	19.3	5.0	0.0	0.50	1.0	1.25	0.8	3	3	2	2T	8C	0T	8
Powell	10	0	0	0	1	0	0	7.0	0.0	0.0	0.00	0.5	0.00	0.0	0T	1T	0T	0T	0T	0T	0T
MAVERICKS	265	50	21	12	14	6	103	246.3	43.0												



MEMPHIS GRIZZLIES 2005 FIRST ROUND VS. PHOENIX SUNS

PLAYER	G	GS	MIN	- FIELD GOALS -			- 3-POINT FG -			- FREE THROWS -			- REBOUNDS -			AST	PF	DQ	STL	TO	BLK	PTS	AVG
				FG	FGA	PCT	FG	FGA	PCT	FT	FTA	PCT	OFF	DEF	TOT								
Gasol	4	4	133	39	80	.488	1	1	1.000	6	12	.500	15	15	30	10	12	0	2	7	7	85	21.3
Williams	4	4	114	28	53	.528	10	21	.476	2	2	1.000	1	8	9	21	7	0	6	8	0	68	17.0
Miller	4	4	110	18	37	.486	8	17	.471	4	4	1.000	0	10	10	11	7	0	0	5	3	48	12.0
Posey	4	0	100	11	25	.440	7	15	.467	10	13	.769	1	12	13	4	14	0	2	5	1	39	9.8
Swift	3	0	48	12	20	.600	0	0	---	4	7	.571	7	7	14	1	3	0	1	2	0	28	9.3
Wright	4	4	85	16	28	.571	0	0	---	1	2	.500	6	14	20	9	10	0	1	2	1	33	8.3
Jones	3	0	71	8	21	.381	3	5	.600	3	4	.750	2	7	9	1	8	0	1	2	0	22	7.3
Battier	4	4	119	13	31	.419	1	7	.143	2	5	.400	10	17	27	6	14	0	2	4	4	29	7.3
Wells	2	0	25	4	9	.444	0	0	---	6	6	1.000	0	4	4	3	1	0	2	1	1	14	7.0
Cardinal	4	0	78	9	23	.391	0	4	.000	8	11	.727	2	10	12	2	11	0	3	1	0	26	6.5
Watson	4	0	74	8	24	.333	1	9	.111	2	2	1.000	3	7	10	15	11	0	3	2	1	19	4.8
Burks	1	0	3	0	0	---	0	0	---	0	0	---	0	0	0	1	0	0	0	0	0	0	0.0
GRIZZLIES	4	-	960	166	351	.473	31	79	.392	48	68	.706	47	111	158	84	98	0	23	43	18	411	102.8
SUNS	4	-	960	159	316	.503	42	92	.457	95	128	.742	42	130	172	95	70	0	19	44	31	455	113.8

PLAYER	----- SINGLE-GAME HIGHS -----								----- AVERAGE PER GAME -----								- CAREER HIGHS (C=SET, T=TIED THIS SERIES) -							
	MIN	REB	AST	ST	TO	BL	PTS	MIN	REB	AST	STL	TO	BLK	PTS	FG	FGA	FT	FTA	REB	AST	PTS			
Gasol	39	16	5	1	2	4	28	33.3	7.5	2.5	0.50	1.8	1.75	21.3	13C	26C	8	8	16C	5C	28C			
Williams	31	4	8	2	3	0	21	28.5	2.3	5.3	1.50	2.0	0.00	17.0	9C	16	5	5	8	8T	21C			
Miller	33	3	5	0	2	2	19	27.5	2.5	2.8	0.00	1.3	0.75	12.0	9	18	4	4	6	5T	22			
Posey	28	5	2	2	3	1	12	25.0	3.3	1.0	0.50	1.3	0.25	9.8	6	13	8	8	11	2T	20			
Swift	22	8	1	1	0	10	13	16.0	4.7	0.3	0.33	0.7	0.00	9.3	6C	9T	4	4T	8C	1T	13C			
Wright	30	8	3	1	1	14	21.3	5.0	2.3	0.25	0.5	0.25	8.3	7C	13	5	5	9	3C	17				
Jones	34	5	1	2	0	14	23.7	3.0	0.3	0.33	0.7	0.00	7.3	5C	10C	2C	2C	5C	1C	14C				
Battier	36	9	3	2	2	10	29.8	6.8	1.5	0.50	1.0	1.00	7.3	4C	9C	2C	4C	9C	3C	10C				
Wells	16	2	3	2	1	1	8	12.5	2.0	1.5	1.00	0.5	0.50	7.0	16	24	9	12	10	7	45			
Cardinal	33	6	1	3	1	0	13	19.5	3.0	0.5	0.75	0.3	0.00	6.5	4C	12C	5C	7C	6C	1C	13C			
Watson	20	4	5	1	1	1	11	18.5	2.5	3.8	0.75	0.5	0.25	4.8	5	9	3	3	4T	5C	13			
Burks	3	0	1	0	0	0	3	3.0	0.0	1.0	0.00	0.0	0.00	0.0	0C	0C	0C	0C	1C	0C				
GRIZZLIES	240	46	26	9	13	8	115	240.0	39.5	21.0	5.75	10.8	4.50	102.8	45C	94C	24	28	46C	26C	115C			
OPPONENTS	240	49	28	6	20	10	123	240.0	43.0	23.8	4.75	11.0	7.75	113.8	43C	93C	36C	49C	53	28C	123C			

PHOENIX SUNS 2005 FIRST ROUND VS. MEMPHIS GRIZZLIES

PLAYER	G	GS	MIN	- FIELD GOALS -			- 3-POINT FG -			- FREE THROWS -			- REBOUNDS -			AST	PF	DQ	STL	TO	BLK	PTS	AVG
				FG	FGA	PCT	FG	FGA	PCT	FT	FTA	PCT	OFF	DEF	TOT								
Stoudemire	4	4	148	27	54	.500	0	0	---	37	50	.740	7	29	36	7	17	0	4	9	10	91	22.8
Marion	4	4	164	36	65	.554	5	13	.385	8	13	.615	12	38	50	10	12	0	5	8	9	85	21.3
Johnson	4	4	171	29	54	.537	9	17	.529	14	19	.737	5	17	22	14	7	0	2	3	2	81	20.3
Nash	4	4	149	20	46	.435	6	14	.429	14	16	.875	2	12	14	45	7	0	2	16	0	60	15.0
Richardson	4	4	145	19	45	.422	10	24	.417	12	17	.706	6	13	19	7	10	0	6	3	2	60	15.0
Jackson	4	0	85	15	31	.484	10	20	.500	4	5	.800	3	8	11	7	7	0	0	1	1	44	11.0
Hunter	4	0	69	11	17	.647	0	0	---	6	8	.750	5	10	15	2	8	0	0	2	7	28	7.0
McCarty	1	0	3	1	1	1.000	1	1	1.000	0	0	---	0	0	0	0	1	0	0	0	0	3	3.0
Barbosa	4	0	26	1	3	.333	1	3	.333	0	0	---	2	3	5	3	1	0	1	0	1	3	0.8
SUNS	4	-	960	159	316	.503	42	92	.457	95	128	.742	42	130	172	95	70	0	19	44	31	455	113.8
OPPONENTS	4	-	960	166	351	.473	31	79	.392	48	68	.706	47	111	158	84	98	0	23	43	18	411	102.8

PLAYER	----- SINGLE-GAME HIGHS -----								----- AVERAGE PER GAME -----								- CAREER HIGHS (C=SET, T=TIED THIS SERIES) -							
	MIN	REB	AST	ST	TO	BL	PTS	MIN	REB	AST	STL	TO	BLK	PTS	FG	FGA	FT	FTA	REB	AST	PTS			
Stoudemire	41	10	3	1	4	5	34	37.0	9.0	1.8	1.00	2.3	2.50	22.8	11.7	2.3	5.5	1.30	2.9	3.24	29.5			
Marion	43	13	4	3	4	4	26	41.0	12.5	2.5	1.25	2.0	2.25	21.3	14.6	2.9	3.5	1.46	2.3	2.63	24.9			
Johnson	45	8	6	1	3	1	25	42.8	5.5	3.5	0.50	0.8	0.50	20.3	6.2	3.9	2.0	0.56	0.8	0.56	22.7			
Nash	41	5	15	1	7	0	24	37.3	3.5	11.3	0.50	4.0	0.00	15.0	4.5	14.5	2.3	0.64	5.2	0.00	19.3			
Richardson	39	5	3	2	2	1	22	36.3	4.8	1.8	1.50	0.8	0.50	15.0	6.3	2.3	3.3	1.99	1.0	0.66	19.9			
Jackson	27	4	3	0	1	1	19	21.3	2.8	1.8	0.00	0.3	0.25	11.0	6.2	4.0	4.0	0.00	0.6	0.56	24.8			
Hunter	20	6	1	0	1	2	16	17.3	3.8	0.5	0.00	0.5	1.75	7.0	10.4	1.4	5.6	0.00	1.4	4.87	19.5			
McCarty	3	0	0	0	0	0	3	3.0	0.0	0.0	0.00	0.0	0.00	3.0	0.0	0.0	16.0	0.00	0.00	0.00	48.0			
Barbosa	12	2	1	0	1	0	3	6.5	1.3	0.8	0.00	0.3	0.00	0.8	9.2	5.5	1.8	0.00	1.8	0.00	5.5			
SUNS	240	49	28	6	20	10	123	240.0	43.0	23.8	4.75	11.0	7.75	113.8	43.0	23.8	17.5	4.75	11.0	7.75	113.8			
OPPONENTS	240	46	26	9	13	8	115	240.0	39.5	21.0	5.75	10.8	4.50	102.8	39.5	21.0	24.5	5.75	10.8	4.50	102.8			

INTRO

PLAYERS

EXECUTIVE

BASKETBALL OPS

BUSINESS OPS

MEDIA

COMMUNITY

HISTORY

PLAYOFFS

REVIEW

OPPONENTS

NBA



PLAYOFFS

MEMPHIS GRIZZLIES 2004 FIRST ROUND VS. SAN ANTONIO SPURS

PLAYER	G	GS	MIN	- FIELD GOALS -			- 3-POINT FG -			- FREE THROWS -			- REBOUNDS -			AST	PF	DQ	STL	TO	BLK	PTS	AVG
				FG	FGA	PCT	FG	FGA	PCT	FT	FTA	PCT	OFF	DEF	TOT								
Gasol	4	4	134	28	49	.571	0	0	---	18	20	.900	4	16	20	10	10	0	4	5	6	74	18.5
Posey	4	4	130	15	37	.405	1	6	.167	19	21	.905	8	14	22	4	13	0	9	6	2	50	12.5
Wells	4	0	94	19	37	.514	0	1	.000	9	14	.643	2	10	12	4	8	0	4	9	1	47	11.8
Williams	4	4	130	15	46	.326	6	21	.286	7	7	1.000	1	8	9	18	10	0	2	7	0	43	10.8
Miller	4	4	98	12	34	.353	5	13	.385	1	3	.333	0	12	12	3	4	0	5	5	0	30	7.5
Swift	4	0	74	9	26	.346	0	0	---	6	8	.750	6	13	19	3	6	0	3	3	6	24	6.0
Wright	4	4	100	10	23	.435	0	0	---	2	6	.333	5	12	17	2	15	0	4	5	2	22	5.5
Battier	4	0	69	6	15	.400	3	7	.429	4	6	.667	6	6	12	1	17	0	0	4	1	19	4.8
Watson	4	0	62	8	15	.533	0	3	.000	3	3	1.000	4	5	9	7	8	0	5	6	0	19	4.8
Tsakalidis	1	0	3	0	0	---	0	0	---	2	2	1.000	0	0	0	0	0	0	0	3	0	2	2.0
Humphrey	3	0	5	1	1	1.000	0	0	---	0	0	---	1	1	2	0	0	0	0	0	0	2	0.7
Outlaw	4	0	61	0	7	.000	0	0	---	2	4	.500	1	3	4	6	9	0	2	3	2	2	0.5
GRIZZLIES	4	960	123	290	.424	15	51	.294	73	94	.777	38	100	138	58	100	0	38	57	20	334	83.5	
SPURS	4	960	146	288	.507	31	65	.477	67	101	.663	46	122	168	87	81	0	30	65	25	390	97.5	

PLAYER	----- SINGLE-GAME HIGHS -----								----- AVERAGE PER GAME -----								----- CAREER HIGHS (C=SET, T=TIED THIS SERIES) -----							
	MIN	REB	AST	ST	TO	BL	PTS	MIN	REB	AST	STL	TO	BLK	PTS	FG	FGA	FT	FTA	REB	AST	PTS			
Gasol	37	11	3	2	3	2	22	33.5	5.0	2.5	1.00	1.3	1.50	18.5	10C	15C	8C	8C	11C	3C	22C			
Posey	38	11	2	3	3	1	20	32.5	5.5	1.0	2.25	1.5	0.50	12.5	6C	13C	8C	8C	11C	2C	20C			
Wells	26	5	2	2	4	1	16	23.5	3.0	1.0	1.00	2.3	0.25	11.8	16	24	9	12	10	7	45			
Williams	35	4	8	1	4	0	16	32.5	2.3	4.5	0.50	1.8	0.00	10.8	8	16	5C	5C	8	8C	20			
Miller	27	5	1	2	2	0	12	24.5	3.0	0.8	1.25	1.3	0.00	7.5	9	18	4	4	6	5	22			
Swift	22	7	1	2	3	3	9	18.5	4.8	0.8	0.75	0.8	1.50	6.0	4C	9C	4C	4C	7C	1C	9C			
Wright	28	6	1	2	2	2	8	25.0	4.3	0.5	1.00	1.3	0.50	5.5	6	13	5	5	9	1T	17			
Battier	28	4	1	0	2	1	6	17.3	3.0	0.3	0.00	1.0	0.25	4.8	2C	5C	2C	2C	4C	1C	6C			
Watson	21	4	3	2	2	0	13	15.5	2.3	1.8	1.25	1.5	0.00	4.8	5C	9C	3C	3C	4C	3C	13C			
Tsakalidis	3	0	0	0	3	0	2	3.0	0.0	0.0	0.00	3.0	0.00	2.0	3	6	2C	2C	12	0T	6			
Humphrey	3	2	0	0	0	0	2	1.7	0.7	0.0	0.00	0.0	0.00	0.7	1C	1C	0C	0C	2C	0C	2C			
Outlaw	22	2	4	2	2	1	1	15.3	1.0	1.5	0.50	0.8	0.50	0.5	8	10	3	6	14	4C	17			
GRIZZLIES	240	38	19	12	20	8	97	240.0	34.5	14.5	9.50	14.3	5.00	83.5	38C	78C	24C	28C	38C	19C	97C			
OPPONENTS	240	53	26	9	18	8	110	240.0	42.0	21.8	7.50	16.3	6.25	97.5	41C	77C	25C	34C	53C	26C	110C			

SAN ANTONIO SPURS 2004 FIRST ROUND VS. MEMPHIS GRIZZLIES

PLAYER	G	GS	MIN	- FIELD GOALS -			- 3-POINT FG -			- FREE THROWS -			- REBOUNDS -			AST	PF	DQ	STL	TO	BLK	PTS	AVG
				FG	FGA	PCT	FG	FGA	PCT	FT	FTA	PCT	OFF	DEF	TOT								
Duncan	4	4	154	40	68	.588	0	0	---	17	30	.567	10	30	40	12	13	0	2	14	10	97	24.3
Parker	4	4	148	29	55	.527	11	16	.688	15	22	.682	0	8	8	34	4	0	3	13	0	84	21.0
Horry	4	0	100	16	26	.615	6	10	.600	6	6	1.000	14	19	33	5	14	0	3	4	2	44	11.0
Ginobili	4	0	107	11	30	.367	2	12	.167	18	21	.857	4	12	16	9	9	0	6	10	1	42	10.5
Turkoglu	4	4	133	13	31	.419	6	14	.429	8	12	.667	2	21	23	8	9	0	5	9	1	40	10.0
Bowen	4	4	129	13	28	.464	4	10	.400	2	8	.250	3	12	15	7	11	0	1	4	2	32	8.0
Nesterovic	4	4	93	11	21	.524	0	0	---	0	0	---	9	15	24	6	13	0	1	2	7	22	5.5
Hart	4	0	41	8	14	.571	0	0	---	0	0	---	0	2	2	1	4	0	4	1	0	16	4.0
Ward	3	0	7	2	2	1.000	2	2	1.000	0	0	---	0	0	0	1	0	0	1	1	0	6	2.0
Rose	4	0	31	2	7	.286	0	0	---	0	0	---	4	1	5	3	4	0	3	7	2	4	1.0
Willis	3	0	6	1	2	.500	0	0	---	0	0	---	0	1	1	0	0	0	1	0	0	2	0.7
Brown	3	0	11	0	4	.000	0	1	.000	1	2	.500	0	1	1	1	0	0	0	0	0	1	0.3
SPURS	4	960	146	288	.507	31	65	.477	67	101	.663	46	122	168	87	81	0	30	65	25	390	97.5	
OPPONENTS	4	960	123	290	.424	15	51	.294	73	94	.777	38	100	138	58	100	0	38	57	20	334	83.5	

PLAYER	----- SINGLE-GAME HIGHS -----								----- AVERAGE PER GAME -----								----- CAREER HIGHS (C=SET, T=TIED THIS SERIES) -----							
	MIN	REB	AST	ST	TO	BL	PTS	MIN	REB	AST	STL	TO	BLK	PTS	FG	FGA	FT	FTA	REB	AST	PTS			
Duncan	41	13	3	1	6	5	26	38.5	10.0	3.0	0.50	3.5	2.50	24.3	12.5	3.7	4.1	0.62	4.4	3.12	30.2			
Parker	40	3	13	2	4	0	29	37.0	2.0	8.5	0.75	3.3	0.00	21.0	2.6	11.0	1.3	0.97	4.2	0.00	27.2			
Horry	29	12	2	3	2	1	14	25.0	8.3	1.3	0.75	1.0	0.50	11.0	15.8	2.4	6.7	1.44	1.9	0.96	21.1			
Ginobili	29	7	4	2	3	1	15	26.8	4.0	2.3	1.50	2.5	0.25	10.5	7.2	4.0	4.0	2.69	4.5	0.45	18.8			
Turkoglu	34	7	3	3	5	1	18	33.3	5.8	2.0	1.25	2.3	0.25	10.0	8.3	2.9	3.2	1.80	3.2	0.36	14.4			
Bowen	34	5	3	1	3	1	10	32.3	3.8	1.8	0.25	1.0	0.50	8.0	5.6	2.6	4.1	0.37	1.5	0.74	11.9			
Nesterovic	27	7	3	1	2	3	8	23.3	6.0	1.5	0.25	0.5	1.75	5.5	12.4	3.1	6.7	0.52	1.0	3.61	11.4			
Hart	17	2	1	2	1	0	6	10.3	0.5	0.3	1.00	0.3	0.00	4.0	2.3	1.2	4.7	4.68	1.2	0.00	18.7			
Ward	4	0	1	1	1	0	6	2.3	0.0	0.3	0.33	0.3	0.00	2.0	0.0	6.9	0.0	6.86	6.9	0.00	41.1			
Rose	15	5	3	2	3	2	4	7.8	1.3	0.8	0.75	1.8	0.50	1.0	7.7	4.6	6.2	4.65	10.8	3.10	6.2			
Willis	3	1	0	1	0	0	2	2.0	0.3	0.0	0.33	0.0	0.00	0.7	8.0	0.0	0.0	8.00	0.00	0.00	6.0			
Brown	5	1	1	0	0	0	1	3.7	0.3	0.3	0.00	0.0	0.00	0.3	4.4	4.4	0.0	0.00	0.00	0.00	4.4			
SPURS	240	53	26	9	18	8	110	240.0	42.0	21.8	7.50	16.3	6.25	97.5	42.0	41.8	20.3	7.50	16.3	6.25	97.5			
OPPONENTS	240	38	19	12	20	8	97	240.0	34.5	14.5	9.50	14.3	5.00	83.5	34.5	14.5	25.0	9.50	14.3	5.00	83.5			

SEASON REVIEW





SEASON REVIEW

2021-22 MEMPHIS GRIZZLIES (56-26)



Back Row, standing (L-R): Sonia Raman, Blake Ahearn, Darko Rajakovic, Vitaly Potapenko, Brandon Clarke, Kyle Anderson, Ziaire Williams, Steven Adams, Jaren Jackson Jr., Santi Aldama, Killian Tillie, Xavier Tillman Sr., Dillon Brooks, David McClure, Brad Jones, Scoonie Penn **Front Row, sitting (L-R):** Yves Pons, John Konchar, Desmond Bane, Tyus Jones, Taylor Jenkins, Ja Morant, De'Anthony Melton, Jarrett Culver, Tyrell Terry

Player	--Field Goals--			--3-Point FG--			-Free Throws-			--Rebounds--													
	G	GS	Min	FG	FGA	Pct	FG	FGA	Pct	FT	FTA	Pct	Off	Def	Tot	Ast	PF	Dq	Stl	To	Blk	Pts	Avg
Morant	57	57	1889	580	1177	.493	88	256	.344	316	415	.761	77	248	325	384	86	0	66	196	22	1564	27.4
Brooks	32	31	885	227	526	.432	46	149	.309	90	106	.849	29	73	102	88	105	0	36	50	8	590	18.4
Bane	76	76	2266	508	1101	.461	228	523	.436	140	155	.903	46	288	334	208	196	3	92	111	29	1384	18.2
Jackson	78	78	2126	430	1036	.415	128	401	.319	284	345	.823	119	335	454	86	272	3	73	130	177	1272	16.3
Melton	73	15	1657	281	695	.404	139	372	.374	90	120	.750	64	264	328	194	128	0	103	112	39	791	10.8
Clarke	64	1	1246	288	447	.644	5	22	.227	85	130	.654	135	207	342	86	122	0	39	34	68	666	10.4
Jones	73	23	1549	249	552	.451	80	205	.390	54	66	.818	17	159	176	324	32	0	66	46	2	632	8.7
Williams	62	31	1346	191	424	.450	76	242	.314	43	55	.782	26	103	129	65	113	0	35	41	12	501	8.1
Anderson	69	11	1484	209	469	.446	36	109	.330	67	105	.638	69	299	368	183	108	0	77	71	46	521	7.6
Adams	76	75	1999	210	384	.547	0	1	0.000	108	199	.543	349	411	760	256	153	1	65	115	60	528	6.9
Konchar	72	7	1292	135	262	.515	52	126	.413	27	49	.551	87	242	329	109	90	0	45	29	22	349	4.8
Tillman	53	2	701	98	216	.454	10	49	.204	46	71	.648	66	95	161	62	63	0	50	34	15	252	4.8
Merrill	6	0	58	8	24	.333	7	23	.304	2	4	.500	1	6	7	4	3	0	0	2	0	25	4.2
Aladama	32	0	360	53	132	.402	6	48	.125	20	32	.625	33	54	87	21	36	0	6	16	10	132	4.1
Culver	37	0	338	51	135	.378	12	47	.255	16	34	.471	13	35	48	33	42	0	20	20	5	130	3.5
Tillie	36	3	461	43	127	.339	27	86	.314	5	8	.625	21	39	60	22	58	0	23	13	15	118	3.3
Pons	12	0	71	5	16	.313	3	9	.333	0	2	.000	5	7	12	1	6	0	1	1	4	13	1.1
Buchanan	2	0	10	1	4	.250	0	2	.000	0	0	---	1	1	2	2	1	0	1	0	2	2	1.0
Mathias	6	0	16	2	6	.333	2	6	.333	0	0	---	0	2	2	1	1	0	1	0	0	6	1.0
Terry	2	0	3	1	1	1.000	0	---	0	0	0	---	0	0	0	0	1	0	0	0	0	2	1.0
Jeffries	3	0	9	1	2	.500	0	1	1.000	0	0	---	0	2	2	1	1	0	0	0	0	2	0.7
Sneed	2	0	8	0	2	.000	0	2	.000	0	0	---	1	2	2	0	2	0	0	0	0	0	0.0
Teške	3	0	8	0	1	.000	0	---	0	2	.000	0	2	2	0	1	1	0	1	0	0	0	0.0
GRIZZLIES	82	-	19780	3571	7739	.461	945	2679	.353	1393	1898	.734	1159	2873	4032	2131	1620	7	800	1082	534	9480	115.6
OPPONENTS	82	-	19780	3305	7269	.455	987	2828	.349	1417	1837	.771	821	2706	3527	2047	1625	16	588	1235	496	9014	109.9

QUICK FACTS

- * The Grizzlies posted a 56-26 record (.683), the second-best record in the NBA and tied for the best record in franchise history. Memphis captured the Southwest Division championship (the first division title in franchise history).
- Memphis earned the second seed in the Western Conference Playoffs (a franchise record) and advanced to the Western Conference Semifinals for the first time since 2015.
- The Grizzlies set a franchise record for scoring average (115.6) as the second-youngest team in the NBA. Memphis also led the league in rebounds, offensive rebounds, steals, blocks, points in the paint, second chance points and fast break points.
- Ja Morant, who was voted a starter in the 2022 NBA All-Star Game, was selected as the 2021-22 NBA Most Improved Player and was named to the 2021-22 All-NBA Second Team.
- Jaren Jackson Jr., Desmond Bane and Steven Adams all set single-season franchise records for blocks, 3-point field goals made and offensive rebounds, respectively.
- Zachary Z. Kleiman was selected as the 2021-22 NBA Basketball Executive of the Year. At age 33, Kleiman became the youngest recipient of the award.

NBA STATISTICAL RANKINGS

Category	Memphis	Opponents	Category	Memphis	Opponents
Points per game	115.6	2nd	Assists Per Game	26.0	6th
Field Goal Pct.	.461	19th	Steals Per Game	9.8	1st
Free Throw Pct.	.734	28th	Turnovers Per Game	13.2	9th
3-PT. Field Goal Pct.	.353	17th	Blocks Per Game	6.5	1st
Offensive Rebounds Per Game	14.1	1st	Personal Fouls Per Game	19.8	17th
Defensive Rebounds Per Game	35.0	8th	Disqualifications	7	T-11th
Rebounds Per Game	49.2	1st	Points Per Game Differential	5.7	4th

GAME BY GAME



Date	Opponent	Mem	Opp	Hm	Rd	Tot	Atten	Grizzlies Top Scorer	Grizzlies Top Rebounder	Opponent Top Scorer				
Oct 20	CLEVELAND	W	132	121	1-0	0-0	1-0	15,975	Morant	37	Adams	14	Allen	25
Oct 23	@ LA Clippers	W	120	114	1-0	1-0	2-0	16,748	Morant	28	Adams	9	George	41
Oct 24	@ LA Lakers	L	118	121	1-0	1-1	2-1	18,997	Morant	40	Adams	16	Anthony	28
Oct 27	@ Portland	L	96	116	1-0	1-2	2-2	16,241	Bane	19	Morant	9	McCollum	25
Oct 28	@ Golden State	W (OT)	104	101	1-0	2-2	3-2	18,064	Morant	30	Anderson	9	Curry	36
Oct 30	MIAMI	L	103	129	1-1	2-2	3-3	15,989	Melton/Morant	20	Adams/Tillman Sr.	5	Butler	27
Nov 1	DENVER	W	106	97	2-1	2-2	4-3	12,683	Morant	26	Anderson	9	Jokic	23
Nov 3	DENVER	W	108	106	3-1	2-2	5-3	12,977	Jackson Jr.	22	Adams/Jackson Jr.	8	Jokic	34
Nov 5	@ Washington	L	87	115	3-1	2-3	5-4	16,302	Jackson Jr.	13	Jackson Jr.	9	Harell	18
Nov 8	MINNESOTA	W (OT)	125	117	4-1	2-3	6-4	12,416	Morant	33	Anderson/Clarke	9	Russell	30
Nov 10	CHARLOTTE	L	98	118	4-2	2-3	6-5	13,880	Morant	32	Adams	13	Oubre Jr.	37
Nov 12	PHOENIX	L	94	119	4-3	2-3	6-6	15,886	Morant	24	Morant	12	Booker/Crowder	17
Nov 13	@ New Orleans	L	101	112	4-3	2-4	6-7	14,358	Brooks	23	Adams/Morant	9	Alexander-Walker	21
Nov 15	HOUSTON	W	136	102	5-3	2-4	7-7	11,482	Morant	22	Jackson Jr.	7	Green	15
Nov 18	LA CLIPPERS	W	120	108	6-3	2-4	8-7	13,419	Morant	28	Adams	10	George	23
Nov 20	@ Minnesota	L	95	138	6-3	2-5	8-8	17,136	Bane	21	Konchar	7	Russell	28
Nov 22	@ Utah	W	119	118	6-3	3-5	9-8	18,306	Morant	32	Clarke	9	Bogdanovic	24
Nov 24	TORONTO	L	113	126	6-4	3-5	9-9	15,409	Morant	23	Clarke	8	Trent Jr.	26
Nov 26	ATLANTA	L	100	132	6-5	3-5	9-10	16,622	Konchar	17	Dbr/BC/JJJ/JK	5	Young	31
Nov 28	SACRAMENTO	W	128	101	7-5	3-5	10-10	12,844	Brooks	21	Adams	12	Hield	14
Nov 30	@ Toronto	W	98	91	7-5	4-5	11-10	19,800	Jackson Jr.	25	Melton	10	Siakam	20
Dec 2	OKLAHOMA CITY	W	152	79	8-5	4-5	12-10	13,103	Jackson Jr.	27	Adama	10	Dort	15
Dec 4	@ Dallas	W	97	90	8-5	5-5	13-10	19,396	Bane	29	Adams	13	Hardaway Jr.	29
Dec 6	@ Miami	W	105	90	8-5	6-5	14-10	19,600	Bane/Brooks	21	Adams	16	Herron	24
Dec 8	DALLAS	L	96	104	8-6	6-5	14-11	14,025	Jackson Jr.	26	Adams	9	Donic	22
Dec 9	LA LAKERS	W	108	95	9-6	6-5	15-11	16,334	Jackson Jr.	25	Adams	13	Davis	22
Dec 11	HOUSTON	W	113	106	10-6	6-5	16-11	17,794	Brooks	25	Adams	9	Wood	22
Dec 13	PHILADELPHIA	W	126	91	11-6	6-5	17-11	13,420	Brooks	23	Bane	8	Maxeys	23
Dec 15	@ Portland	W	113	103	11-6	7-5	18-11	15,773	Bane	23	Adams	14	Powell	25
Dec 17	@ Sacramento	W	124	105	11-6	8-5	19-11	14,659	Bane	24	Adams	12	Haliburton	21
Dec 19	PORTLAND	L	100	105	11-7	8-5	19-12	15,977	Brooks	37	Adams	9	Lillard	32
Dec 20	OKLAHOMA CITY	L	99	102	11-8	8-5	19-13	15,721	Bane	25	Adams	14	Gigeous-Alexander	33
Dec 23	@ Golden State	L	104	113	11-8	8-6	19-14	18,064	Morant	21	Melton	9	Curry	46
Dec 26	@ Sacramento	W	127	102	11-8	9-6	20-14	15,685	Bane	28	Konchar	14	Haliburton	18
Dec 27	@ Phoenix	W	114	113	11-8	10-6	21-14	17,071	Morant	33	Adams	16	Booker	30
Dec 29	LA LAKERS	W	104	99	12-8	10-6	22-14	17,794	Morant	41	Morant	10	James	37
Dec 31	SAN ANTONIO	W	118	105	13-8	10-6	23-14	15,412	Morant	30	Adams	13	Forbes/Poeltl/White	15
Jan 3	@ Brooklyn	W	118	104	13-8	11-6	24-14	17,089	Morant	36	Adams	12	Durant	26
Jan 4	@ Cleveland	W	110	106	13-8	12-6	25-14	18,178	Morant	26	Adams	11	Garland	27
Jan 6	DETROIT	W	118	88	14-8	12-6	26-14	12,983	Morant	22	Adams	14	Lee	14
Jan 8	@ LA Clippers	W	123	108	14-8	13-6	27-14	17,936	Jackson Jr.	26	Clarke	15	Morris Sr.	29
Jan 9	@ LA Lakers	W	127	119	14-8	14-6	28-14	18,288	Bane	23	Jackson Jr.	12	James	35
Jan 11	GOLDEN STATE	W	116	108	15-8	14-6	29-14	17,794	Morant	29	Jackson Jr.	11	Curry	27
Jan 13	MINNESOTA	W	116	108	16-8	14-6	30-14	15,881	Bane	21	Konchar	17	Edwards	30
Jan 14	DALLAS	L	85	112	16-9	14-6	30-15	16,712	Morant	19	Jackson Jr.	8	Donic	27
Jan 17	CHICAGO	W	119	106	17-9	14-6	31-15	17,794	Bane/Morant	25	Adams	10	DeRozan	34
Jan 19	@ Milwaukee	L	114	126	17-9	14-7	31-16	17,341	Morant	33	Adams	11	G. Antetokounmpo	23
Jan 21	@ Denver	W	122	118	17-9	15-7	32-16	17,009	Morant	38	Melton	9	Barton	27
Jan 23	@ Dallas	L	91	104	17-9	15-8	32-17	19,701	Morant	35	Morant	13	Donic	39
Jan 26	@ San Antonio	W	118	110	17-9	16-8	33-17	14,662	Morant	41	Morant	8	Vassell	20
Jan 28	UTAH	W	119	109	18-9	16-8	34-17	16,816	Morant	30	Morant	10	House Jr.	21
Jan 29	WASHINGTON	W	115	95	19-9	16-8	35-17	17,135	Morant	34	Adams	15	Kuzma	30
Jan 31	@ Philadelphia	L (OT)	119	122	19-9	16-9	35-18	20,424	Morant	37	Adams	12	Maxeys	35
Feb 2	@ New York	W	120	108	19-9	17-9	36-18	19,812	Jackson Jr.	26	Adams	13	Fournier	30
Feb 5	@ Orlando	W	135	115	19-9	18-9	37-18	18,446	Morant	33	Adams	11	Anthony	22
Feb 8	LA CLIPPERS	W	135	109	20-9	18-9	38-18	16,101	Morant	30	Jackson Jr.	11	Hartenstein	19
Feb 10	@ Detroit	W	132	107	20-9	19-9	39-18	18,744	Morant	23	Adams	14	Grant	20
Feb 12	@ Charlotte	W	125	118	20-9	20-9	40-18	19,504	Morant	26	Adams	11	Rozier	35
Feb 15	@ New Orleans	W	121	109	20-9	21-9	41-18	15,951	Jones	27	Adams	13	McCollum	30
Feb 16	PORTLAND	L	119	123	20-10	21-9	41-19	16,834	Adams	44	Clarke	10	Nurkic	32
Feb 24	@ Minnesota	L	114	119	20-10	21-10	41-20	16,326	Jackson Jr./Williams	21	Adams	12	Russell	37
Feb 26	@ Chicago	W	116	110	20-10	22-10	42-20	21,959	Morant	46	Adams	21	DeRozan	31
Feb 28	SAN ANTONIO	W	118	105	21-10	22-10	43-20	16,812	Morant	52	Adams	14	Walker IV	22
Mar 3	@ Boston	L	107	120	21-10	22-11	43-21	19,156	Morant	38	Adams	8	Tatum	37
Mar 5	ORLANDO	W	124	96	22-10	22-11	44-21	17,794	Morant	25	Konchar	11	Anthony	19
Mar 6	@ Houston	L	112	123	22-10	22-12	44-22	18,055	Bane	28	Adams	12	Porter Jr.	29
Mar 8	NEW ORLEANS	W	132	111	23-10	22-12	45-22	16,433	Morant	28	Morant	8	McCollum	32
Mar 11	NEW YORK	W	118	114	24-10	22-12	46-22	17,188	Morant	37	Adams/Anderson	9	Randle	36
Mar 13	@ Oklahoma City	W	125	118	24-10	23-12	47-22	17,482	Bane	21	Adams	16	Gigeous-Alexander	31
Mar 15	@ Indiana	W	135	102	24-10	24-12	48-22	15,027	Bane	21	Adams	13	Smith	15
Mar 18	@ Atlanta	L	105	120	24-10	24-13	48-23	18,062	Morant	29	Adams	11	Bogdanovic	30
Mar 20	@ Houston	W	122	98	24-10	25-13	49-23	18,055	Bane	24	Adams	9	Schröder	17
Mar 23	BROOKLYN	W	132	120	25-10	25-13	50-23	17,794	Bane/Melton	23	Adams	11	Irving	43
Mar 24	INDIANA	W	133	103	26-10	25-13	51-23	16,205	Bane	30	Adams	16	Stephenson	25
Mar 26	MILWAUKEE	W	127	102	27-10	25-13	52-23	17,794	Melton	24	Adams/Tillman Sr.	11	G. Antetokounmpo	30
Mar 28	GOLDEN STATE	W	123	95	28-10	25-13	53-23	17,011	Bane	22	Adams	9	Poole	25
Mar 30	@ San Antonio	W	112	111	28-10	26-13	54-23	15,821	Jones	25	Adams	8	Murray	33
Apr 1	PHOENIX	W	122	114	29-10	26-13	55-23	17,794	Brooks	30	Anderson	10	Booker	41
Apr 5	@ Utah	L (OT)	115	121	29-10	26-14	55-24	18,306	Jackson Jr.	28	Adams	13	Clarkson/Gobert	22
Apr 7	@ Denver	W	109	122	29-10	26-15	55-25	19,526	Bane	18	Adams	8	Jokic	35
Apr 9	NEW ORLEANS	W	141	114	30-10	26-15	56-25	17,207	Brooks	23	Adams	11	McCollum	16
Apr 10	BOSTON	L	110	139	30-11	26-15	56-26	17,441	Aldama	20	Konchar	13	Tatum	31

INTRO

PLAYERS

EXECUTIVE

BASKETBALL OPS

BUSINESS OPS

MEDIA

COMMUNITY

HISTORY

PLAYOFFS

REVIEW

OPPONENTS

NBA

FEDERATION

AT A GLANCE



SEASON REVIEW

2020-21 MEMPHIS GRIZZLIES (38-34)



Back Row, standing (L-R): Darko Rajakovic, Brad Jones, David McClure, Sean McDermott, Brandon Clarke, Kyle Anderson, Jaren Jackson Jr., Jonas Valanciunas, Jontay Porter, Killian Tillie, Xavier Tillman Sr., Dillon Brooks, Blake Ahearn, James "Scoonie" Penn, Sonia Raman
Front Row, sitting (L-R): Justise Winslow, Grayson Allen, Tim Frazier, Tyus Jones, Taylor Jenkins, Ja Morant, De'Anthony Melton, John Konchar, Desmond Bane **Not Pictured:** Vitaly Potapenko

Player	--Field Goals--			--3-Point FG--			-Free Throws-			--Rebounds--													
	G	GS	Min	FG	FGA	Pct	FG	FGA	Pct	FT	FTA	Pct	Off	Def	Tot	Ast	PF	Dq	Stl	To	Blk	Pts	Avg
Morant	63	63	2053	430	957	.449	73	241	.303	271	372	.728	59	193	252	465	87	0	57	203	13	1204	19.1
Brooks	67	67	1997	432	1031	.419	128	372	.344	159	195	.815	53	143	196	157	237	6	78	119	26	1151	17.2
Valanciunas	62	61	1755	440	743	.592	21	57	.368	157	203	.773	253	523	776	112	179	1	35	100	57	1058	17.1
Ja. Jackson	11	4	258	53	125	.424	17	60	.283	35	42	.833	17	45	62	12	42	0	12	15	18	158	14.4
Anderson	69	69	1887	308	658	.468	94	261	.360	144	184	.783	52	344	396	250	120	2	84	86	57	854	12.4
Allen	50	38	1259	173	414	.418	107	274	.391	79	91	.868	19	141	160	108	71	1	46	48	8	532	10.6
Clarke	59	16	1415	256	495	.517	20	77	.260	78	113	.690	97	231	328	95	84	0	60	33	51	610	10.3
Bane	68	17	1519	234	499	.469	117	271	.432	40	49	.816	31	179	210	118	125	0	41	59	16	625	9.2
Melton	52	1	1045	172	393	.438	87	211	.412	41	51	.804	30	131	161	132	85	0	60	66	31	472	9.1
Dieng	22	1	371	56	108	.519	23	48	.479	38	43	.884	28	70	98	29	38	0	17	22	14	173	7.9
Winslow	26	1	507	74	210	.352	10	54	.185	20	35	.571	18	100	118	50	47	1	15	37	12	178	6.8
Tillman	59	12	1085	167	299	.559	22	65	.338	34	53	.642	74	182	256	75	116	2	44	45	33	390	6.6
Jones	70	9	1222	178	413	.431	45	140	.321	41	45	.911	21	119	140	259	31	0	64	48	6	442	6.3
Konchar	43	0	575	69	138	.500	21	56	.375	25	30	.833	35	93	128	47	40	0	30	18	9	184	4.3
Tillie	18	1	182	19	57	.333	10	33	.303	9	11	.818	6	18	24	8	20	0	5	2	8	57	3.2
McDermott	18	0	158	13	33	.394	5	22	.227	8	8	1.000	6	13	19	4	8	0	2	4	3	39	2.2
Porter	11	0	54	8	15	.533	3	8	.375	3	5	.600	4	10	14	1	12	0	3	7	1	22	2.0
Frazier	5	0	62	3	20	.150	0	8	.000	2	6	.333	0	8	8	16	7	0	2	4	1	8	1.6
GRIZZLIES	72	-	17405	3085	6608	.467	803	2258	.356	1184	1536	.771	803	2543	3346	1938	1349	13	655	957	364	8157	113.3
OPPONENTS	72	-	17405	2953	6387	.462	926	2526	.367	1251	1588	.788	704	2515	3219	1827	1318	7	552	1068	377	8083	112.3

QUICK FACTS

- The Grizzlies recorded a 38-34 record (.528) and made their first trip to the NBA Playoffs since the 2016-17 season.
- Memphis won play-in games at home against San Antonio and on the road against Golden State to earn the eighth seed in the Western Conference Playoffs, where the Grizzlies played a five-game series with the Utah Jazz.
- Ja Morant became the fifth-youngest player in NBA history to lead a playoff team in points (19.1) and assists (7.4) per game during the regular season. At age 21, Morant averaged a franchise-record 30.2 points during the Grizzlies' first round playoff series.
- Jonas Valanciunas set career highs with 17.1 points and a single-season franchise-record 12.5 rebounds, which ranked third in the NBA.
- The Grizzlies scored a franchise-record 113.3 points per game, leading the league in points in the paint, second chance points and points off turnovers.

NBA STATISTICAL RANKINGS

Category	Memphis		Opponents		Category	Memphis		Opponents	
Points per game	113.3	15th	112.3	16th	Assists Per Game	26.92	4th	25.38	19th
Field Goal Pct.	.467	18th	.462	11th	Steals Per Game	9.10	1st	7.67	18th
Free Throw Pct.	.771	18th	.788	27th	Turnovers Per Game	13.29	10th	14.83	7th
3-Pt. Field Goal Pct.	.356	20th	.367	18th	Blocks Per Game	5.06	12th	5.24	20th
Offensive Rebounds Per Game	11.15	2nd	9.78	12th	Personal Fouls Per Game	18.74	9th	18.31	25th
Defensive Rebounds Per Game	35.3	9th	34.9	20th	Disqualifications	13	28th	7	T-11th
Rebounds Per Game	46.47	4th	44.71	18th	Points Per Game Differential	1.03	15th		

GAME BY GAME



Date	Opponent	Mem	Opp	Hm	Rd	Tot	Atten	Grizzlies Top Scorer	Grizzlies Top Rebounder	Opponent Top Scorer
Dec 23	SAN ANTONIO	L	119	131	0-1	0-0	0-1	-	Morant	44
Dec 26	ATLANTA	L	112	122	0-2	0-0	0-2	-	Morant	28
Dec 28	@ Brooklyn	W (OT)	116	111	0-2	1-0	1-2	-	Anderson	28
Dec 30	@ Boston	L	107	126	0-2	1-1	1-3	-	Valanciunas	20
Jan 1	@ Charlotte	W	108	93	0-2	2-1	2-3	-	Brooks	21
Jan 3	LA LAKERS	L	94	108	0-3	2-1	2-4	-	Anderson	18
Jan 5	LA LAKERS	L	92	94	0-4	2-1	2-5	-	Brooks/Dieng/Valanciunas	13
Jan 7	CLEVELAND	L	90	94	0-5	2-1	2-6	-	Valanciunas	17
Jan 8	BROOKLYN	W	115	110	1-5	2-1	3-6	-	Brooks	24
Jan 11	@ Cleveland	W	101	91	1-5	3-1	4-6	-	Brooks	21
Jan 13	@ Minnesota	W	118	107	1-5	4-1	5-6	-	Valanciunas	24
Jan 16	PHILADELPHIA	W	106	104	2-5	4-1	6-6	-	Morant	17
Jan 18	PHOENIX	W	108	104	3-5	4-1	7-6	204	Clarke/Morant	17
Jan 30	@ San Antonio	W	129	112	3-5	5-1	8-6	-	Melton	20
Feb 1	@ San Antonio	W	133	102	3-5	6-1	9-6	-	Dieng	19
Feb 2	@ Indiana	L	116	134	3-5	6-2	9-7	-	Brooks	25
Feb 4	HOUSTON	L	103	115	3-6	6-2	9-8	1,762	Bane	16
Feb 6	@ New Orleans	L	109	118	3-6	6-3	9-9	1,440	Valanciunas	23
Feb 8	TORONTO	L	113	128	3-7	6-3	9-10	1,844	Valanciunas	27
Feb 10	CHARLOTTE	W	130	114	4-7	6-3	10-10	1,830	Anderson	27
Feb 12	@ LA Lakers	L	105	115	4-7	6-4	10-11	-	Allen	23
Feb 14	@ Sacramento	W	124	110	4-7	7-4	11-11	-	Valanciunas	25
Feb 16	NEW ORLEANS	L	113	144	4-8	7-4	11-12	1,982	Morant	28
Feb 17	OKLAHOMA CITY	W	122	113	5-8	7-4	12-12	-	Allen/Valanciunas	22
Feb 19	DETROIT	W	109	95	6-8	7-4	13-12	1,795	Morant	29
Feb 20	PHOENIX	L	97	128	6-9	7-4	13-13	1,994	Dieng	15
Feb 22	@ Dallas	L	92	102	6-9	7-5	13-14	2,099	Morant	22
Feb 25	LA CLIPPERS	W	122	94	7-9	7-5	14-14	1,896	Jones	20
Feb 26	LA CLIPPERS	L	99	119	7-10	7-5	14-15	2,039	Valanciunas	22
Feb 28	@ Houston	W	133	84	7-10	8-5	15-15	3,284	Winslow	20
Mar 2	@ Washington	W	125	111	7-10	9-5	16-15	-	Morant	35
Mar 4	MILWAUKEE	L	111	112	7-11	9-5	16-16	1,961	Morant	35
Mar 10	WASHINGTON	W	127	112	8-11	9-5	17-16	1,912	Valanciunas	29
Mar 12	DENVER	L	102	103	8-12	9-5	17-17	2,160	Brooks/Clarke	20
Mar 14	@ Oklahoma City	L	122	128	8-12	9-6	17-18	-	Morant	22
Mar 15	@ Phoenix	L	99	122	8-12	9-7	17-19	3,188	Valanciunas	24
Mar 17	MIAMI	W	89	85	9-12	9-7	18-19	2,217	Anderson/Melton/Morant	13
Mar 19	GOLDEN STATE	L	103	116	9-13	9-7	18-20	2,716	Allen/Morant	14
Mar 20	GOLDEN STATE	W	111	103	10-13	9-7	19-20	-	Brooks/Valanciunas	19
Mar 22	BOSTON	W (OT)	132	126	11-13	9-7	20-20	2,319	Morant	29
Mar 24	@ Oklahoma City	W	116	107	11-13	10-7	21-20	-	Brooks	25
Mar 26	@ Utah	L	114	117	11-13	10-8	21-21	5,546	Morant	32
Mar 27	@ Utah	L	110	126	11-13	10-9	21-22	5,546	Anderson	16
Mar 29	@ Houston	W	120	110	11-13	11-9	22-22	3,319	Valanciunas	30
Mar 31	UTAH	L	107	111	11-14	11-9	22-23	2,314	Morant	36
Apr 2	MINNESOTA	W	120	108	12-14	11-9	23-23	2,987	Valanciunas	19
Apr 4	@ Philadelphia	W	116	100	12-14	12-9	24-23	4,094	Brooks	17
Apr 6	@ Miami	W	124	112	12-14	13-9	25-23	-	Brooks	28
Apr 7	@ Atlanta	W	131	113	12-14	14-9	26-23	2,774	Allen	30
Apr 9	@ New York	L (OT)	129	133	12-14	14-10	26-24	1,912	Morant	26
Apr 11	INDIANA	L	125	132	12-15	14-10	26-25	2,341	Valanciunas	34
Apr 12	CHICAGO	W	101	90	13-15	14-10	27-25	2,194	Valanciunas	26
Apr 14	DALLAS	L	113	114	13-16	14-10	27-26	2,141	Allen	23
Apr 16	@ Chicago	W	126	115	13-16	15-10	28-26	-	Brooks	32
Apr 17	@ Milwaukee	W	128	115	13-16	16-10	29-26	3,280	Allen	26
Apr 19	@ Denver	L (2OT)	137	139	13-16	16-11	29-27	4,005	Morant	36
Apr 21	@ LA Clippers	L	105	117	13-16	16-12	29-28	1,782	Morant	22
Apr 23	@ Portland	W	130	128	13-16	17-12	30-28	-	Morant	33
Apr 25	@ Portland	W	120	113	13-16	18-12	31-28	-	Morant	28
Apr 26	@ Denver	L	96	120	13-16	18-13	31-29	3,823	Morant	27
Apr 28	PORTLAND	L	109	130	13-17	18-13	31-30	3,427	Valanciunas	19
Apr 30	ORLANDO	W	92	75	14-17	18-13	32-30	2,850	Brooks	20
May 1	@ Orlando	L	111	112	14-17	18-14	32-31	3,924	Brooks	25
May 3	NEW YORK	L	104	118	14-18	18-14	32-32	2,789	Brooks	23
May 5	@ Minnesota	W	139	135	14-18	19-14	33-32	1,436	Morant	37
May 6	@ Detroit	L	97	111	14-18	19-15	33-33	750	Morant	20
May 8	@ Toronto	W	109	99	14-18	20-15	34-33	-	Jackson Jr.	20
May 10	NEW ORLEANS	W	115	110	15-18	20-15	35-33	2,507	Brooks	23
May 11	DALLAS	W	133	104	16-18	20-15	36-33	2,684	Morant	24
May 13	SACRAMENTO	W	116	110	17-18	20-15	37-33	2,876	Brooks	30
May 14	SACRAMENTO	W	107	106	18-18	20-15	38-33	3,502	Winslow	25
May 16	@ Golden State	L	101	113	18-18	20-16	38-34	4,416	Valanciunas	29

INTRO

PLAYERS

EXECUTIVE

BASKETBALL OPS

BUSINESS OPS

MEDIA

COMMUNITY

HISTORY

PLAYOFFS

REVIEW

OPPONENTS

NBA

FEDERATION AT A GLANCE



SEASON REVIEW

2019-20 MEMPHIS GRIZZLIES (34-39)



Top Row (L-R): Grayson Allen, Kyle Anderson, Dillon Brooks, Brandon Clarke, Gorgui Dieng, Marko Guduric, Jaren Jackson Jr., Josh Jackson, Tyus Jones

Middle Row (L-R): John Konchar, De'Anthony Melton, Ja Morant, Jontay Porter, Anthony Tolliver, Jonas Valanciunas, Yuta Watanabe, Justise Winslow, Taylor Jenkins

Bottom Row (L-R): Niele Ivey, Brad Jones, David McClure, James "Scoonie" Penn, Vitaly Potapenko, Neven Spahija, Blake Ahearn

Player	--Field Goals--			--3-Point FG--			-Free Throws-			--Rebounds--													
	G	GS	Min	FG	FGA	Pct	FG	FGA	Pct	FT	FTA	Pct	Off	Def	Tot	Ast	PF	Dq	Stl	TO	Blk	Pts	Avg
Morant	67	67	2074	447	937	.477	60	179	.335	239	308	.776	51	208	259	488	110	0	58	220	18	1193	17.8
Ja. Jackson	57	57	1622	353	753	.469	145	368	.394	139	186	.747	55	207	262	78	232	8	40	99	92	990	17.4
Brooks	73	73	2112	435	1068	.407	147	411	.358	164	203	.808	68	175	243	150	278	10	63	124	27	1181	16.2
Valanciunas	70	70	1845	432	739	.585	32	91	.352	148	200	.740	213	575	788	131	185	3	30	127	77	1044	14.9
Clarke	58	4	1300	296	479	.618	23	64	.359	85	112	.759	92	253	345	81	100	0	32	55	48	700	12.1
Crowder	45	45	1322	147	399	.368	78	266	.293	75	95	.789	40	237	277	125	85	0	47	54	14	447	9.9
Jo. Jackson	22	0	381	70	159	.440	23	72	.319	35	50	.700	11	55	66	35	40	0	18	28	9	198	9.0
Allen	38	0	718	117	251	.466	57	141	.404	39	45	.867	8	77	85	52	53	0	10	33	2	330	8.7
Melton	60	8	1167	161	401	.401	40	140	.286	93	121	.769	43	177	220	175	109	1	77	84	20	455	7.6
Jones	65	6	1232	197	429	.459	47	124	.379	43	58	.741	9	94	103	285	44	0	59	55	6	484	7.4
Dieng	17	0	318	42	87	.483	8	32	.250	31	42	.738	18	80	98	15	35	0	14	16	17	123	7.2
Hannahs	2	0	13	4	9	.444	2	3	.667	2	2	1.000	0	1	1	0	1	0	0	0	0	12	6.0
Anderson	67	28	1330	157	331	.474	24	85	.282	52	78	.667	58	227	285	162	111	0	54	66	37	390	5.8
Hill	48	3	901	96	233	.412	56	147	.381	26	38	.684	24	120	144	94	73	0	31	40	7	274	5.7
Bell	2	0	21	3	7	.429	2	3	.667	2	2	1.000	2	1	3	2	2	0	1	3	0	10	5.0
Tolliver	13	4	236	19	48	.396	17	41	.415	7	8	.875	5	28	33	10	14	0	7	9	1	62	4.8
Guduric	44	0	484	62	157	.395	25	83	.301	24	26	.923	14	59	73	45	34	0	12	36	8	173	3.9
Konchar	19	0	181	24	37	.649	5	10	.500	1	2	.500	18	29	47	22	7	0	7	7	3	54	2.8
Caboclo	22	0	192	28	69	.406	4	25	.160	2	3	.667	17	27	44	10	23	0	10	7	12	62	2.8
Watanabe	18	0	105	15	34	.441	3	8	.375	3	8	.375	7	13	20	5	9	0	5	2	1	36	2.0
Uthoff	4	0	14	1	7	.143	0	4	.000	2	2	1.000	1	0	1	0	1	0	1	0	0	4	1.0
GRIZZLIES	73	-	17570	3106	6634	.468	798	2297	.347	1212	1589	.763	754	2643	3397	1965	1546	22	576	1113	399	8222	112.6
OPPONENTS	73	-	17570	2964	6593	.450	942	2580	.365	1430	1828	.782	757	2519	3276	1814	1474	10	585	1080	386	8300	113.7

QUICK FACTS

- The Grizzlies posted a 34-39 record (.466), ninth in the Western Conference and third in the Southwest Division.
- After the NBA season went on hiatus in March due to the COVID-19 pandemic, the Grizzlies were one of 22 teams selected for a July restart at Walt Disney World in Orlando. Memphis eventually qualified for a play-in game against Portland to determine the eighth seed in the Western Conference Playoffs.
- Ja Morant** was named the NBA Rookie of the Year after leading all rookies in points, assists, double-doubles and triple-doubles.
- Brandon Clarke** set an NBA rookie record and single-season franchise record for field goal percentage (.618).
- Morant and Clarke were both named to the NBA All-Rookie First Team, the second time in franchise history that two teammates were selected to the First Team (Pau Gasol and Shane Battier in 2001-02).
- Morant and Clarke were joined by **Jaren Jackson Jr.** in representing the Grizzlies at the NBA Rising Stars as part of 2020 NBA All-Star Weekend in Chicago.
- Taylor Jenkins** helped the Grizzlies establish new franchise records for scoring and assists in his first season as an NBA head coach. Jenkins was named Western Conference Coach of the Month for January.

NBA STATISTICAL RANKINGS

Category	Memphis		Opponents		Category	Memphis		Opponents	
Points per game	112.6	14th	113.7	21st	Assists Per Game	26.92	2nd	24.85	18th
Field Goal Pct.	.468	7th	.450	9th	Steals Per Game	7.89	12th	8.01	21st
Free Throw Pct.	.763	19th	.782	21st	Turnovers Per Game	15.25	23rd	14.79	12th
3-Pt. Field Goal Pct.	.347	23rd	.365	24th	Blocks Per Game	5.47	7th	5.29	22nd
Offensive Rebounds Per Game	10.33	14th	10.36	19th	Personal Fouls Per Game	21.18	18th	20.19	20th
Defensive Rebounds Per Game	36.21	5th	34.51	12th	Disqualifications	22	29th	10	T-13th
Rebounds Per Game	46.53	5th	44.86	14th	Points Per Game Differential	-1.07	17th		

GAME BY GAME



Date	Opponent	Mem	Opp	Hm	Rd	Tot	Atten	Grizzlies Top Scorer	Grizzlies Top Rebounder	Opponent Top Scorer	
Oct 23	@ Miami	L 101	120	0-0	0-1	0-1	19,600	Jackson Jr.	17 Anderson	8 Winslow	27
Oct 25	CHICAGO	L 102	110	0-1	0-1	0-2	17,794	Jackson Jr.	23 Valanciunas	11 LaVine	37
Oct 27	BROOKLYN	W (OT) 134	133	1-1	0-1	1-2	15,517	Morant	30 Valanciunas	10 Irving	37
Oct 29	@ LA Lakers	L 91	120	1-1	0-2	1-3	18,997	Morant	16 Valanciunas	11 Davis	40
Nov 2	PHOENIX	L 105	114	1-2	0-2	1-4	14,144	Morant	24 Clarke	11 Booker	41
Nov 4	HOUSTON	L 100	107	1-3	0-2	1-5	14,197	Morant	23 Valanciunas	10 Harden	24
Nov 6	MINNESOTA	W 137	121	2-3	0-2	2-5	13,503	Brooks	31 Valanciunas	14 Wiggins	30
Nov 8	@ Orlando	L 86	118	2-3	0-3	2-6	17,021	Valanciunas	15 Valanciunas	9 Uvecvic	23
Nov 9	DALLAS	L 122	138	2-4	0-3	2-7	15,753	Jackson Jr.	23 Anderson/Brooks/Hill	5 Donic	24
Nov 11	@ San Antonio	W 113	109	2-4	1-3	3-7	18,627	Jackson Jr.	24 Valanciunas	12 Aldridge	19
Nov 13	@ Charlotte	W 119	117	2-4	2-3	4-7	13,155	Morant	23 Valanciunas	13 Rozier	33
Nov 15	UTAH	W 107	106	3-4	2-3	5-7	16,422	Morant	25 Crowder	10 Mitchell	29
Nov 17	DENVER	L 114	131	3-5	2-3	5-8	14,227	Jackson Jr.	22 Valanciunas	10 Murray	39
Nov 19	GOLDEN STATE	L 95	114	3-6	2-3	5-9	14,511	Morant	20 Crowder	11 Barnes	29
Nov 23	LA LAKERS	L 108	109	3-7	2-3	5-10	17,794	Morant	26 Clarke	11 James	30
Nov 25	@ Indiana	L 114	126	3-7	2-4	5-11	15,141	Jackson Jr.	28 Valanciunas	11 Warren	26
Nov 27	LA CLIPPERS	L 119	121	3-8	2-4	5-12	16,721	Valanciunas	30 Valanciunas	16 Harrell/Williams	24
Nov 29	UTAH	L 94	103	3-9	2-4	5-13	16,605	Valanciunas	22 Valanciunas	17 Bogdanovic	33
Dec 1	@ Minnesota	W 115	107	3-9	3-4	6-13	12,276	Brooks	26 Caboclo	13 Towns	21
Dec 2	INDIANA	L 104	117	3-10	3-4	6-14	11,919	Jackson Jr.	31 Melton	9 Brogdon	19
Dec 4	@ Chicago	L 99	106	3-10	3-5	6-15	15,017	Valanciunas	32 Valanciunas	13 LaVine	25
Dec 7	@ Utah	L 112	126	3-10	3-6	6-16	18,306	Jackson Jr.	26 Valanciunas	6 Mitchell	22
Dec 9	@ Golden State	W 110	102	3-10	4-6	7-16	18,064	Morant	26 Valanciunas	10 Burks/Russell	24
Dec 11	@ Phoenix	W 115	108	3-10	5-6	8-16	12,254	Brooks	27 Valanciunas	9 Kaminsky	18
Dec 13	MILWAUKEE	L 114	127	3-11	5-6	8-17	16,109	Jackson Jr.	43 Crowder	11 Antetokounmpo	37
Dec 14	WASHINGTON	W 128	111	4-11	5-6	9-17	15,631	Brooks	27 Valanciunas	12 Beal	29
Dec 16	MIAMI	W 118	111	5-11	5-6	10-17	14,021	Valanciunas	21 Valanciunas	10 Butler	25
Dec 18	@ Oklahoma City	L 122	126	5-11	5-7	10-18	18,203	Clarke	27 Valanciunas	9 Schröder	33
Dec 20	@ Cleveland	L 107	114	5-11	5-8	10-19	19,432	Jackson Jr.	24 Valanciunas	14 Clarkson	31
Dec 21	SACRAMENTO	W 119	115	6-11	5-8	11-19	15,603	Jackson Jr.	18 Crowder	19 Barnes	25
Dec 23	SAN ANTONIO	L 115	145	6-12	5-8	11-20	16,776	Jackson Jr.	22 Valanciunas	12 Aldridge	40
Dec 26	@ Oklahoma City	W 110	97	6-12	6-8	12-20	18,203	Valanciunas	21 Crowder	10 Paul	23
Dec 28	@ Denver	L 110	119	6-12	6-9	12-21	19,697	Jackson Jr.	20 Valanciunas	10 Jokic	31
Dec 29	CHARLOTTE	W 117	104	7-12	6-9	13-21	16,842	Brooks	20 Jackson Jr.	12 Monk	18
Jan 2	@ Sacramento	L 123	128	7-12	6-10	13-22	17,351	Morant	23 Valanciunas	12 Fox	27
Jan 4	@ LA Clippers	W 140	114	7-12	7-10	14-22	19,068	Crowder	27 Valanciunas	12 Harrell	28
Jan 5	@ Phoenix	W 121	114	7-12	8-10	15-22	14,181	Valanciunas	30 Jackson Jr./Valanciunas	8 Booker	40
Jan 7	MINNESOTA	W 119	112	8-12	8-10	16-22	14,117	Brooks	28 Crowder	8 Culver	24
Jan 10	SAN ANTONIO	W 134	121	9-12	8-10	17-22	16,448	Jackson Jr.	24 Clarke/Valanciunas	9 DeRozan	36
Jan 12	GOLDEN STATE	W 122	102	10-12	8-10	18-22	16,408	Valanciunas	31 Valanciunas	19 Russell	34
Jan 14	HOUSTON	W 121	110	11-12	8-10	19-22	16,181	Morant	26 Clarke	7 Harden	41
Jan 17	CLEVELAND	W 113	109	12-12	8-10	20-22	17,102	Brooks	26 Valanciunas	18 Sexton	28
Jan 20	NEW ORLEANS	L 116	126	12-13	8-10	20-23	17,794	Brooks	31 Valanciunas	11 Holiday	36
Jan 22	@ Boston	L 95	119	12-13	8-11	20-24	19,156	Valanciunas	16 Valanciunas	13 Tatum	23
Jan 24	@ Detroit	W 125	112	12-13	9-11	21-24	14,583	Jackson Jr.	19 Clarke	11 Rose	23
Jan 26	PHOENIX	W 114	109	13-13	9-11	22-24	17,214	Morant	23 Anderson	12 Booker	36
Jan 28	DENVER	W 104	96	14-13	9-11	23-24	14,365	Brooks	24 Valanciunas	12 Jokic	25
Jan 29	@ New York	W 127	106	14-13	10-11	24-24	18,768	Brooks	27 Valanciunas	13 Morris Sr.	17
Jan 31	@ New Orleans	L 111	139	14-13	10-12	24-25	18,362	Valanciunas	18 Valanciunas	8 Williamson	24
Feb 3	DETROIT	W 96	82	15-13	10-12	25-25	14,597	Valanciunas	26 Valanciunas	17 Drummond	25
Feb 5	@ Dallas	W 121	107	15-13	11-12	26-25	20,069	Morant	21 Valanciunas	10 Porzingis	32
Feb 7	@ Philadelphia	L 107	119	15-13	11-13	26-26	20,779	Morant	15 Valanciunas	10 Korkmaz	34
Feb 9	@ Washington	W 106	99	15-13	12-13	27-26	17,251	Morant	27 Valanciunas	18 Beal	26
Feb 12	PORTLAND	W 111	104	16-13	12-13	28-26	16,889	Clarke	27 Valanciunas	18 McCollum	23
Feb 20	@ Sacramento	L 125	129	16-13	12-14	28-27	17,078	Melton	24 Clarke/Valanciunas	11 Barnes	32
Feb 21	@ LA Lakers	L 105	117	16-13	12-15	28-28	18,997	Jackson	20 Valanciunas	11 James	32
Feb 24	@ LA Clippers	L 97	124	16-13	12-16	28-29	19,068	Morant	16 Dieng	10 Leonard	25
Feb 26	@ Houston	L 112	140	16-13	12-17	28-30	18,055	Brooks	22 Valanciunas	10 Westbrook	38
Feb 28	SACRAMENTO	L 101	104	16-14	12-17	28-31	17,794	Brooks	32 Valanciunas	25 Fox	25
Feb 29	LA LAKERS	W 105	88	17-14	12-17	29-31	17,794	Morant	27 Valanciunas	19 James	19
Mar 2	@ Atlanta	W 127	88	17-14	13-17	30-31	16,207	Dieng	17 Valanciunas	19 Young	19
Mar 4	@ Brooklyn	W 118	79	17-14	14-17	31-31	16,941	Jackson	19 Valanciunas	16 Prince	15
Mar 6	@ Dallas	L 96	121	17-14	14-18	31-32	20,370	Jackson	16 Valanciunas	11 Porzingis	26
Mar 7	ATLANTA	W 118	101	18-14	14-18	32-32	17,117	Valanciunas	27 Valanciunas	17 Collins	27
Mar 10	ORLANDO	L 115	120	18-15	14-18	32-33	15,388	Valanciunas	27 Valanciunas	16 Ross	24
Jul 31	@ Portland	L (OT) 135	140	18-15	14-19	32-34	-	Jackson Jr.	33 Clarke	7 McCollum	33
Aug 2	SAN ANTONIO	L 106	108	18-16	14-19	32-35	-	Morant	25 Valanciunas	11 Murray	21
Aug 3	@ New Orleans	L 99	109	18-16	14-20	32-36	-	Jackson Jr.	22 Valanciunas	13 Ingram	24
Aug 5	@ Utah	L 115	124	18-16	14-21	32-37	-	Brooks	23 Valanciunas	14 Paul	25
Aug 7	OKLAHOMA CITY	W 121	92	19-16	14-21	33-37	-	Brooks	22 Valanciunas	11 Ingle	17
Aug 9	@ Toronto	L 99	108	19-16	14-22	33-38	-	Brooks	25 Valanciunas	10 Siakam	26
Aug 11	BOSTON	L 107	122	19-17	14-22	33-39	-	Morant	26 Valanciunas	10 Tatum	29
Aug 13	MILWAUKEE	W 119	106	20-17	14-22	34-39	-	Brooks	31 Valanciunas	19 B. Lopez	19

INTRO
PLAYERS
EXECUTIVE
BASKETBALL OPS
BUSINESS OPS
MEDIA
COMMUNITY
HISTORY
PLAYOFFS
REVIEW
OPPONENTS
NBA
FEDERATION
AT A GLANCE



SEASON REVIEW

2018-19 MEMPHIS GRIZZLIES (33-49)



Back Row, standing (L-R): Chad Forcier, J.J. Outlaw, Kevin Burleson, Greg Buckner, Yuta Watanabe, Chandler Parsons, Joakim Noah, Tyler Zeller, Jonas Valanciunas, Jaren Jackson Jr., Kyle Anderson, Bruno Caboclo, Ivan Rabb, Vitaly Potapenko, Nick Van Exel, Adam Mazarek
Front Row, sitting (L-R): Justin Holiday, Tyler Dorsey, Jevon Carter, Mike Conley, J.B. Bickerstaff, Delon Wright, Dillon Brooks, C.J. Miles, Julian Washburn

Player	G	GS	Min	--Field Goals--			--3-Point FG--			-Free Throws-			--Rebounds--										
				FG	FGA	Pct	FG	FGA	Pct	FT	FTA	Pct	Off	Def	Tot	Stl	TO	Blk	Pts	Avg			
Conley	70	70	2342	490	1120	.438	155	426	.364	343	406	.845	40	199	239	449	123	1	94	130	22	1478	21.1
Valanciunas	19	17	527	152	279	.545	5	18	.278	70	91	.769	52	151	203	41	64	0	6	51	30	379	19.9
Bradley	14	14	442	87	188	.463	28	73	.384	23	25	.920	8	36	44	56	34	0	14	28	0	225	16.1
Gasol	53	53	1788	303	683	.444	76	221	.344	152	201	.756	56	399	455	248	147	2	60	119	63	834	15.7
Jackson	58	56	1515	298	589	.506	51	142	.359	151	197	.766	73	199	272	64	220	6	52	98	82	798	13.8
Zeller	26	11	802	115	265	.434	20	78	.256	66	89	.742	29	112	141	138	50	0	42	40	15	316	12.2
Zeller	4	1	82	16	28	.571	0	0	---	14	18	.778	9	9	18	3	16	1	1	4	3	46	11.5
Dorsey	21	11	447	75	175	.429	34	93	.366	22	35	.629	18	52	70	39	33	0	7	17	1	206	9.8
Green	41	4	900	151	312	.484	38	96	.396	63	80	.788	72	180	252	36	123	5	33	64	26	403	9.8
Holiday	44	39	1282	149	383	.389	65	195	.333	54	60	.900	27	127	154	61	85	0	54	57	15	417	9.5
Temple	49	49	1530	166	387	.429	74	210	.352	57	76	.750	18	134	152	69	134	1	50	54	25	463	9.4
Miles	13	0	294	42	105	.400	24	66	.364	13	14	.929	1	26	27	14	17	0	8	9	5	121	9.3
Caboclo	34	19	800	96	225	.427	48	130	.369	42	50	.840	42	116	158	50	81	0	14	38	33	282	8.3
Anderson	43	40	1281	150	276	.543	9	34	.265	37	64	.578	48	203	251	128	112	0	54	58	37	346	8.0
Mack	53	3	1204	161	389	.414	46	128	.359	53	75	.707	18	84	102	182	81	0	45	62	4	421	7.9
D. Brooks	18	0	330	49	122	.402	15	40	.375	22	30	.733	9	22	31	16	50	0	10	19	4	135	7.5
Parsons	25	3	496	68	182	.374	29	94	.309	22	25	.880	4	66	70	43	45	0	19	32	5	187	7.5
Noah	42	1	693	110	213	.516	0	1	.000	78	109	.716	58	180	238	89	96	1	20	50	31	298	7.1
M. Brooks	29	0	387	76	169	.450	15	54	.278	23	33	.697	12	33	45	25	33	0	9	21	4	190	6.6
Casspi	36	0	520	86	161	.534	15	43	.349	39	58	.672	17	98	115	26	30	0	20	23	9	226	6.3
Rabb	49	13	721	116	212	.547	3	15	.200	49	69	.710	70	136	206	54	90	0	17	35	14	284	5.8
Selden	32	0	455	65	161	.404	20	63	.317	22	29	.759	16	28	44	36	48	0	10	23	6	172	5.4
Carter	39	3	577	56	185	.303	34	102	.333	26	32	.813	14	52	66	69	55	0	26	33	11	172	4.4
Hannahs	2	0	26	3	12	.250	0	5	.000	2	2	1.000	0	1	1	5	1	0	1	1	0	8	4.0
Watanabe	15	0	174	15	51	.294	2	16	.125	7	10	.700	4	27	31	8	11	0	4	6	1	39	2.6
Washburn	18	3	254	16	48	.333	5	24	.208	3	4	.750	8	33	41	14	16	0	13	7	2	40	2.2
Harrison	1	0	5	1	2	.500	0	1	.000	0	0	---	0	0	0	0	0	0	0	0	0	2	2.0
Stephens	1	0	7	1	2	.500	0	0	---	0	0	---	0	0	0	0	0	0	0	0	1	2	2.0
GRIZZLIES	82	-	19880	3113	6924	.450	811	2368	.342	1453	1882	.772	723	2703	3426	1963	1801	17	684	1147	448	8490	103.5
OPPONENTS	82	-	19880	3083	6836	.451	951	2639	.360	1586	2023	.784	781	2883	3664	1920	1758	9	625	1249	402	8703	106.1

QUICK FACTS

- The Grizzlies finished with a 33-49 record (.402), tied for 12th in the Western Conference and tied for third in the Southwest Division.
- Jaren Jackson Jr.** was named to the NBA All-Rookie First Team and was selected to the MTN DEW ICE Rising Stars Challenge as part of 2019 NBA All-Star Weekend.
- Mike Conley** earned his first career Western Conference Player of the Week award (March 4-10) and reclaimed his spot as the franchise's all-time leading scorer on March 27 vs. Golden State. At the end of the season, Conley received the NBA Sportsmanship Award for the third time in his career, tying the NBA record, and was named the 2018-19 Twyman-Stokes Teammate of the Year.
- Jonas Valanciunas** averaged 19.9 points, 10.7 rebounds, 2.2 assists and 1.58 blocks in 19 appearances with the Grizzlies after coming to Memphis in a midseason trade with the Toronto Raptors.
- Memphis tied the franchise's own NBA single-season record with 28 different players appearing in a game (also 28 during 2015-16 season). The Grizzlies also established a new NBA record with 19 different leading scorers.

NBA STATISTICAL RANKINGS

Category	Memphis			Opponents			Category	Memphis			Opponents		
Points per game	103.5	30th	106.1	3rd	Assists Per Game	23.94	19th	23.41	6th				
Field Goal Pct.	.450	23rd	.451	7th	Steals Per Game	8.34	6th	7.62	18th				
Free Throw Pct.	.772	15th	.784	29th	Turnovers Per Game	13.99	15th	15.23	6th				
3-Pt. Field Goal Pct.	.342	25th	.360	21st	Blocks Per Game	5.46	T-4th	4.90	13th				
Offensive Rebounds Per Game	8.82	29th	9.52	5th	Personal Fouls Per Game	21.96	24th	21.44	22nd				
Defensive Rebounds Per Game	32.96	26th	35.16	17th	Disqualifications	15	27th	9	T-17th				
Rebounds Per Game	41.78	29th	44.68	12th	Points Per Game Differential	-2.60	24th						

GAME BY GAME



Date	Opponent	Mem	Opp	Hm	Rd	Tot	Atten	Grizzlies Top Scorer	Grizzlies Top Rebounder	Opponent Top Scorer
Oct 17	@ Indiana	L	83	111	0-0	0-1	0-1	17,923	Gasol	13 Bogdanovic
Oct 19	ATLANTA	W	131	117	1-0	0-1	1-1	17,019	Temple	30 Gasol,Jackson Jr.
Oct 22	@ Utah	W	92	84	1-0	1-1	2-1	18,306	Gasol	23 Gasol
Oct 24	@ Sacramento	L	92	97	1-0	1-2	2-2	14,198	Conley	27 Gasol
Oct 27	PHOENIX	W	117	96	2-0	1-2	3-2	15,926	Gasol	19 Gasol
Oct 30	WASHINGTON	W	107	95	3-0	1-2	4-2	14,106	Temple	20 Anderson
Nov 2	@ Utah	W	110	100	3-0	2-2	5-2	18,306	Conley	28 Gasol
Nov 4	@ Phoenix	L	100	102	3-0	2-3	5-3	13,074	Mack	21 Gasol
Nov 5	@ Golden State	L	101	117	3-0	2-4	5-4	19,596	D. Brooks	18 Gasol
Nov 7	DENVER	W	89	87	4-0	2-4	6-4	15,832	Gasol,Jackson Jr.	20 Gasol
Nov 10	PHILADELPHIA	W (OT)	112	106	5-0	2-4	7-4	16,904	Conley	32 Anderson
Nov 12	UTAH	L	88	96	5-1	2-4	7-5	13,477	Conley	24 Anderson
Nov 14	@ Milwaukee	W	116	113	5-1	3-4	8-5	16,817	Gasol	29 Anderson
Nov 16	SACRAMENTO	W	112	104	6-1	3-4	9-5	13,811	Jackson Jr.	27 Gasol
Nov 18	@ Minnesota	W	100	87	6-1	4-4	10-5	13,179	Gasol	26 Gasol
Nov 19	DALLAS	W	98	88	7-1	4-4	11-5	15,997	Conley	28 Gasol
Nov 21	@ San Antonio	W	104	103	7-1	5-4	12-5	18,354	Conley	30 Gasol
Nov 23	@ LA Clippers	L (OT)	107	112	7-1	5-5	12-6	15,418	Gasol	27 Gasol
Nov 25	NEW YORK	L	98	103	7-2	5-5	12-7	14,331	Gasol	27 Gasol
Nov 27	TORONTO	L	114	122	7-3	5-5	12-8	14,187	Gasol	27 Green
Nov 30	@ Brooklyn	W (OT)	131	125	7-3	6-5	13-8	12,983	Conley	37 Gasol
Dec 2	@ Philadelphia	L	95	103	7-3	6-6	13-9	20,334	Conley	21 Casspi
Dec 5	LA CLIPPERS	W	96	86	8-3	6-6	14-9	14,144	Conley	22 Green
Dec 7	@ New Orleans	W	107	103	8-3	7-6	15-9	18,447	Green	24 Anderson
Dec 8	LA LAKERS	L	88	111	8-4	7-6	15-10	17,794	Selden Jr.	17 Jackson Jr.
Dec 10	@ Denver	W	99	105	8-4	7-7	15-11	15,278	Conley	19 Green
Dec 12	PORTLAND	W	92	83	9-4	7-7	16-11	13,576	Conley	23 Anderson
Dec 14	MIAMI	L	97	100	9-5	7-7	16-12	16,313	Conley	22 Gasol
Dec 15	HOUSTON	L	97	105	9-6	7-7	16-13	16,777	Conley	22 Gasol
Dec 17	@ Golden State	L	93	110	9-6	7-8	16-14	19,996	Casspi	20 Casspi,Gasol
Dec 19	@ Portland	L	92	99	9-6	7-9	16-15	19,412	Conley	23 Gasol
Dec 21	@ Sacramento	L	99	102	9-6	7-10	16-16	16,369	Conley	23 Green
Dec 23	@ LA Lakers	W	107	99	9-6	8-10	17-16	18,997	Jackson Jr.	27 Gasol,Jackson Jr.
Dec 26	CLEVELAND	W	95	87	10-6	8-10	18-16	16,424	Gasol	20 Gasol
Dec 29	BOSTON	L	103	112	10-7	8-10	18-17	17,794	Conley	26 Green
Dec 31	@ Houston	L	101	113	10-7	8-11	18-18	18,055	Anderson	20 Green
Jan 2	DETROIT	L	94	101	10-8	8-11	18-19	14,109	Jackson Jr.	26 Jackson Jr.
Jan 4	BROOKLYN	L	100	109	10-9	8-11	18-20	16,683	Conley	31 Anderson Jr.
Jan 5	@ San Antonio	L	88	108	10-9	8-12	18-21	18,354	Conley	21 Gasol
Jan 7	@ New Orleans	L	95	114	10-9	8-13	18-22	14,624	Conley	22 Noah
Jan 9	SAN ANTONIO	W	96	86	11-9	8-13	19-22	13,944	Gasol	26 Gasol
Jan 12	@ Miami	L	108	112	11-9	8-14	19-23	19,600	Conley	22 Green
Jan 14	@ Houston	L	94	112	11-9	8-15	19-24	18,055	Conley,Temple	14 Conley,Gasol,Noah
Jan 16	MILWAUKEE	L	101	111	11-10	8-15	19-25	14,921	Casspi	17 Green
Jan 18	@ Boston	L	116	122	11-10	8-16	19-26	18,624	Conley	27 Gasol
Jan 19	@ Toronto	L	90	119	11-10	8-17	19-27	19,800	Jackson Jr.	16 Rabb
Jan 21	NEW ORLEANS	L	85	105	11-11	8-17	19-28	17,794	Gasol	22 Gasol,Temple
Jan 23	CHARLOTTE	L	107	118	11-12	8-17	19-29	12,863	Conley	31 Gasol
Jan 25	SACRAMENTO	L	96	99	11-13	8-17	19-30	14,486	Casspi	18 Gasol
Jan 26	INDIANA	W	106	103	12-13	8-17	20-30	15,980	Conley	22 Gasol
Jan 28	DENVER	L	92	95	12-14	8-17	20-31	12,917	Gasol	28 Gasol
Jan 30	@ Minnesota	L (OT)	97	99	12-14	8-18	20-32	13,615	Conley	26 Rabb
Feb 1	@ Charlotte	L	92	100	12-14	8-19	20-33	13,587	Mack	19 Noah
Feb 3	@ New York	W	96	84	12-14	9-19	21-33	17,025	Conley	25 Gasol
Feb 5	MINNESOTA	W	108	106	13-14	9-19	22-33	13,454	Conley	25 Rabb
Feb 7	@ Oklahoma City	L	95	117	13-14	9-20	22-34	18,203	Jackson Jr.	27 Rabb
Feb 9	NEW ORLEANS	W	99	90	14-14	9-20	23-34	16,841	Noah	19 Noah
Feb 12	SAN ANTONIO	L	107	108	14-15	9-20	23-35	13,788	Bradley	33 Valanciunas
Feb 13	@ Chicago	L	110	122	14-15	9-21	23-36	19,114	Bradley	15 Valanciunas
Feb 22	LA CLIPPERS	L	106	112	14-16	9-21	23-37	16,444	Conley	21 Noah
Feb 23	@ Cleveland	L	107	112	14-16	9-22	23-38	19,432	Valanciunas	25 Valanciunas
Feb 25	LA LAKERS	W	110	105	15-16	9-22	24-38	17,794	Conley	30 Valanciunas
Feb 27	CHICAGO	L	107	109	15-17	9-22	24-39	13,711	Bradley	23 Noah
Mar 2	@ Dallas	W	111	81	15-17	10-22	25-39	20,233	Valanciunas	20 Caboclo
Mar 3	@ Oklahoma City	L	95	99	15-17	10-23	25-40	18,203	Bradley	27 Valanciunas
Mar 5	PORTLAND	W	120	111	16-17	10-23	26-40	13,801	Conley	40 Noah
Mar 8	UTAH	W	114	110	17-17	10-23	27-40	15,407	Conley	28 Noah
Mar 10	ORLANDO	W	105	97	18-17	10-23	28-40	16,627	Conley	26 Valanciunas
Mar 13	@ Atlanta	L	111	132	18-17	10-24	28-41	15,169	Miles	33 Noah
Mar 16	@ Washington	L	128	135	18-17	10-25	28-42	19,750	Conley	28 Noah,Valanciunas
Mar 20	HOUSTON	W (OT)	126	125	19-17	10-25	29-42	16,691	Conley	35 Valanciunas
Mar 22	@ Orlando	L (OT)	119	123	19-17	10-26	29-43	18,025	Dorsey	29 Valanciunas
Mar 23	MINNESOTA	W	99	112	19-18	10-26	29-44	16,977	Conley	23 Valanciunas
Mar 25	OKLAHOMA CITY	W	115	103	20-18	10-26	30-44	15,144	Caboclo	24 Valanciunas
Mar 27	GOLDEN STATE	L	103	118	20-19	10-26	30-45	17,794	Valanciunas	27 Caboclo,Valanciunas
Mar 30	@ Phoenix	W	120	115	20-19	11-26	31-45	16,647	Valanciunas	34 Valanciunas
Mar 31	@ LA Clippers	L	96	113	20-19	11-27	31-46	16,740	Wright	20 Wright
Apr 3	@ Portland	L	89	116	20-19	11-28	31-47	19,608	Parsons	16 Rabb
Apr 5	@ Dallas	W	122	112	20-19	12-28	32-47	20,111	Wright	26 Wright
Apr 7	DALLAS	L (OT)	127	129	20-20	12-28	32-48	16,744	Holiday	30 Caboclo
Apr 9	@ Detroit	L	93	100	20-20	12-29	32-49	19,802	Caboclo,Wright	15 Rabb
Apr 10	GOLDEN STATE	W	132	117	21-20	12-29	33-49	17,794	Carter	32 Wright

INTRO PLAYERS EXECUTIVE BASEBALL OPS BUSINESS MEDIA COMMUNITY HISTORY PLAYOFFS REVIEW OPPONENTS NBA FEDERATION AT A GLANCE



SEASON REVIEW

2017-18 MEMPHIS GRIZZLIES (22-60)



Back Row, standing (L-R): J.J. Outlaw, Keith Smart, Bob Bender, JaMychal Green, Chandler Parsons, DeYonta Davis, Marc Gasol, Ivan Rabb, Brice Johnson, Jarell Martin, Greg Buckner, Nick Van Exel, Adam Mazarei, Joe Boylan **Front Row, sitting (L-R):** Xavier Rathan-Mayes, Ben McLemore, Andrew Harrison, Mike Conley, J.B. Bickerstaff, Tyreke Evans, Dillon Brooks, Wayne Selden, Mario Chalmers

Player	--Field Goals--			--3-Point FG--			-Free Throws-			--Rebounds--													
	G	GS	Min	FG	FGA	Pct	FG	FGA	Pct	FT	FTA	Pct	Off	Def	Tot	Ast	PF	Dq	Stl	TO	Blk	Pts	Avg
Conley	69	68	2292	464	1010	.459	171	420	.407	316	368	.859	31	211	242	433	126	0	92	156	19	1415	20.5
M.Brooks	7	1	193	51	102	.500	19	32	.594	20	23	.870	8	13	21	25	6	0	11	16	3	141	20.1
Evans	52	32	1607	366	809	.452	114	286	.399	164	209	.785	44	221	265	269	96	0	57	117	17	1010	19.4
Gasol	73	73	2408	434	1033	.420	109	320	.341	281	337	.834	78	514	592	305	185	1	54	194	101	1258	17.2
Conley	12	12	373	64	168	.381	24	77	.312	53	66	.803	0	27	27	49	24	0	12	18	3	205	17.1
D.Brooks	82	74	2350	340	772	.440	94	264	.356	124	166	.747	49	208	257	135	233	3	73	124	17	898	11.0
Green	55	54	1542	223	488	.457	43	127	.339	80	111	.721	147	317	464	79	153	1	32	76	25	569	10.3
Harrison	56	46	1326	181	429	.422	47	142	.331	124	159	.780	23	108	131	177	138	3	38	81	26	533	9.5
Selden	35	9	691	116	269	.431	49	122	.402	44	59	.746	16	40	56	66	59	0	18	54	5	325	9.3
Parsons	36	8	691	108	234	.462	51	121	.421	17	27	.630	14	76	90	69	53	0	18	35	11	284	7.9
Martin	73	36	1661	221	496	.446	34	98	.347	89	116	.767	97	221	318	73	211	2	39	86	49	565	7.7
Chalmers	66	10	1421	168	443	.379	53	191	.277	118	138	.855	13	144	157	197	179	2	79	117	14	507	7.7
McLemore	56	17	1091	157	373	.421	55	159	.346	53	64	.828	34	105	139	51	139	1	38	61	15	422	7.5
Ennis	45	14	1053	108	222	.486	30	84	.357	64	73	.877	53	104	157	49	81	1	32	38	12	310	6.9
Simmons	32	12	643	80	189	.423	11	39	.282	25	25	1.000	14	36	50	68	61	1	18	44	5	196	6.1
Davis	62	6	943	161	265	.608	0	0	---	38	57	.667	75	175	250	40	125	0	15	32	39	360	5.8
Rathan-Mayes	5	0	118	12	42	.286	1	14	.071	4	9	.444	0	5	5	18	18	0	6	11	3	29	5.8
Rabb	36	5	516	86	152	.566	0	0	---	29	36	.806	53	105	158	32	55	0	12	35	13	201	5.6
O.Johnson	4	0	75	9	21	.429	4	12	.333	0	0	---	4	7	11	7	6	0	2	3	0	22	5.5
Henry	20	0	378	41	109	.376	19	58	.328	6	10	.600	10	28	38	22	28	0	31	19	6	107	5.4
Wright	27	1	366	57	99	.576	0	0	---	21	33	.636	32	61	93	13	29	0	13	8	25	135	5.0
Teague	3	0	74	4	16	.250	1	4	.250	2	5	.400	1	5	6	13	5	0	4	3	0	11	3.7
Weber (TOT)	18	0	237	19	43	.442	4	11	.364	8	10	.800	8	27	35	22	28	0	18	15	5	50	2.8
Weber (MEM)	5	0	119	10	21	.476	0	2	.000	4	6	.667	5	12	17	9	10	0	8	8	2	24	4.8
B.Johnson (TOT)	18	0	98	20	42	.476	0	1	.000	3	5	.600	9	22	31	2	13	0	9	5	6	43	2.4
B.Johnson (MEM)	9	0	60	13	31	.419	0	0	---	1	3	.333	7	11	18	1	6	0	3	1	4	27	3.0
Hunter	4	0	7	3	5	.600	0	0	---	0	0	---	2	1	3	0	0	0	1	1	6	1.5	
GRIZZLIES	82	-	19705	3013	6788	.444	758	2152	.352	1361	1732	.786	779	2544	3323	1767	1900	15	613	1227	396	8145	99.3
OPPONENTS	82	-	19705	3046	6587	.462	874	2377	.368	1688	2196	.769	782	2703	3485	1816	1674	4	662	1211	421	8654	105.5

QUICK FACTS

- The Grizzlies' franchise-record streak of seven straight playoff appearances, which was tied for the third-longest active streak in the NBA entering the season, came to an end.
- J.B. Bickerstaff** was named interim head coach on Nov. 27, replacing **David Fizdale**. Bickerstaff served in this role for the final 63 games of the season before he was named head coach on April 30, 2018.
- Marc Gasol** was one of two NBA players (Giannis Antetokounmpo) to lead his team in points, rebounds, assists and blocks. Gasol also became the franchise's all-time leader for field goals made (Nov. 29), points scored (Dec. 30) and minutes played (Jan. 29).
- Dillon Brooks** was the only NBA rookie to play in all 82 regular season games and was the only second round draft pick to participate in the 2018 Rising Stars Challenge as part of NBA All-Star Weekend.
- Mike Conley** missed a total of 70 games, including the final 69 contests, with a left heel injury.
- The team set a single-season franchise record for free throw percentage (.786).

NBA STATISTICAL RANKINGS

Category	Memphis		Opponents		Category	Memphis		Opponents	
Points per game	99.3	29th	105.5	13th	Assists Per Game	21.55	26th	22.15	9th
Field Goal Pct.	.444	27th	.462	17th	Steals Per Game	7.48	22nd	8.07	21st
Free Throw Pct.	.786	6th	.769	18th	Turnovers Per Game	14.96	23rd	14.76	9th
3-Pt. Field Goal Pct.	.352	25th	.368	21st	Blocks Per Game	4.83	14th	5.13	23rd
Offensive Rebounds Per Game	9.50	18th	9.54	12th	Personal Fouls Per Game	23.17	30th	20.41	21st
Defensive Rebounds Per Game	31.02	30th	32.96	12th	Disqualifications	15	29th	4	T-25th
Rebounds Per Game	40.52	29th	42.50	8th	Points Per Game Differential	-6.21	27th		

GAME BY GAME



Date	Opponent	Mem	Opp	Hm	Rd	Tot	Atten	Grizzlies Top Scorer	Grizzlies Top Rebounder	Opponent Top Scorer				
Oct 18	NEW ORLEANS	W	103	91	1-0	0-0	1-0	17,794	Conley	27	Gasol	11	Davis	33
Oct 21	GOLDEN STATE	W	111	101	2-0	0-0	2-0	17,794	Gasol	24	Gasol	14	Curry	37
Oct 23	@ Houston	W	98	90	2-0	1-0	3-0	17,129	Gasol	26	Ennis III	11	Gordon	27
Oct 25	@ Dallas	L	94	103	2-0	1-1	3-1	19,674	Gasol	26	Gasol	11	Smith Jr.	19
Oct 26	DALLAS	W	96	91	3-0	1-1	4-1	15,839	Gasol	25	Gasol	13	Gasol	25
Oct 28	HOUSTON	W	103	89	4-0	1-1	5-1	17,033	Parsons	24	Ennis III,Evans	7	Anderson	27
Oct 30	CHARLOTTE	L	99	104	4-1	1-1	5-2	15,771	Evans	19	Evans	10	Walker	22
Nov 1	ORLANDO	L	99	101	4-2	1-1	5-3	15,434	Evans	32	Gasol	9	Fournier	22
Nov 4	@ LA Clippers	W	113	104	4-2	2-1	6-3	14,777	Conley	22	Wright	9	Griffin	30
Nov 5	@ LA Lakers	L	102	107	4-2	2-2	6-4	18,997	Evans	26	Gasol	10	Lopez	21
Nov 7	@ Portland	W	98	97	4-2	3-2	7-4	18,692	Evans	21	Brooks,Martin	7	McCollum	36
Nov 11	@ Houston	L	96	111	4-2	3-3	7-5	18,055	Evans	22	Gasol	9	Harden	38
Nov 13	@ Milwaukee	L	103	110	4-2	3-4	7-6	13,244	Evans	27	Gasol	10	Antetokounmpo	27
Nov 15	INDIANA	L	113	116	4-3	3-4	7-7	16,033	Gasol	35	Gasol	13	Collison	30
Nov 18	HOUSTON	L	83	105	4-4	3-4	7-8	17,266	Parsons	17	Gasol	9	Harden	29
Nov 20	PORTLAND	L	92	100	4-5	3-4	7-9	15,785	Chalmers	21	Gasol	12	McCollum	24
Nov 22	DALLAS	L	94	95	4-6	3-4	7-10	16,101	Evans	18	Gasol	10	Barnes	22
Nov 24	@ Denver	L	92	104	4-6	3-5	7-11	16,736	Green	21	Gasol	6	Jokic	28
Nov 26	BROOKLYN	L	88	98	4-7	3-5	7-12	14,889	Evans, Gasol	18	Green	7	Carroll	24
Nov 29	@ San Antonio	L	95	104	4-7	3-6	7-13	18,013	Evans	22	Green	8	Aldridge	41
Dec 1	SAN ANTONIO	L	79	95	4-8	3-6	7-14	16,413	Gasol	16	Gasol	13	Aldridge	22
Dec 2	@ Cleveland	L	111	116	4-8	3-7	7-15	20,562	Evans	31	Evans, Green	7	James	34
Dec 4	MINNESOTA	W	95	92	5-8	3-7	8-15	14,012	Gasol	21	Green	9	Butler	30
Dec 6	@ New York	L	88	99	5-8	3-8	8-16	19,812	Gasol	17	Gasol	8	Lee	24
Dec 8	TORONTO	L	107	116	5-9	3-8	8-17	15,417	Evans	27	Gasol	7	DeRozan	26
Dec 9	OKLAHOMA CITY	L	101	102 (ot)	5-10	3-8	8-18	17,794	Evans	29	Evans	13	Adams,Anthony	21
Dec 11	MIAMI	L	82	107	5-11	3-8	8-19	14,857	Gasol	19	Davis	7	Dragic	19
Dec 13	@ Washington	L	87	93	5-11	3-9	8-20	15,297	Harrison	20	Green	15	Beal	18
Dec 15	ATLANTA	W	96	94	6-11	3-9	9-20	15,803	Evans	22	Green	12	Bazemore	19
Dec 16	BOSTON	L	93	102	6-12	3-9	9-21	17,794	Gasol	30	Gasol	10	Irving	20
Dec 20	@ Golden State	L	84	97	6-12	3-10	9-22	19,596	Gasol	21	Gasol	9	Thompson	29
Dec 21	@ Phoenix	L	95	97	6-12	3-11	9-23	16,339	Evans	23	Gasol	11	Warren	27
Dec 23	LA CLIPPERS	W	115	112	7-12	3-11	10-23	16,844	Evans	30	Gasol	15	Rivers	38
Dec 26	@ Phoenix	L	97	99	7-12	3-12	10-24	17,105	Evans	22	Gasol, Martin	6	Booker	32
Dec 27	@ LA Lakers	W	109	99	7-12	4-12	11-24	18,997	Evans	32	Gasol	9	Ingram	23
Dec 30	@ Golden State	L	128	141	7-12	4-13	11-25	19,596	Evans	27	Green	8	Curry	38
Dec 31	@ Sacramento	W	114	96	7-12	5-13	12-25	17,583	Evans	26	Davis	9	Caulley-Stein	21
Jan 2	@ LA Clippers	W	105	113	7-12	5-14	12-26	15,711	Evans	18	Gasol, Green, Martin	6	L. Williams	33
Jan 5	WASHINGTON	L	100	102	7-13	5-14	12-27	16,988	Evans	26	Gasol	11	Beal	34
Jan 10	NEW ORLEANS	W	105	102	8-13	5-14	13-27	14,312	Evans	28	Green	14	Cousins	29
Jan 12	@ Denver	L	78	87	8-13	5-15	13-28	15,607	Gasol	22	Gasol	11	Bartlow	17
Jan 15	LA LAKERS	W	123	114	9-13	5-15	14-28	17,794	D. Brooks	19	Evans, Green	9	Caldwell-Pope	27
Jan 17	NEW YORK	W	105	99	10-13	5-15	15-28	12,885	Evans	23	Green	13	Porzingis	21
Jan 19	SACRAMENTO	W	106	88	11-13	5-15	16-28	16,831	D. Brooks	22	Green	10	Fox	16
Jan 20	@ New Orleans	L	104	111	11-13	5-16	16-29	18,212	Selden	31	Green	16	Holiday	27
Jan 22	PHILADELPHIA	W	105	101	12-13	5-16	17-29	14,288	Gasol	19	Martin	8	Sanic	22
Jan 24	SAN ANTONIO	L	85	108	12-14	5-16	17-30	15,812	Gasol	18	D. Brooks, Gasol	7	Mills	15
Jan 26	LA CLIPPERS	L	100	109	12-15	5-16	17-31	16,369	Chalmers, Martin	17	Gasol	12	L. Williams	40
Jan 29	PHOENIX	W	120	109	13-15	5-16	18-31	13,202	Evans	27	Gasol	10	Warren	24
Jan 31	@ Indiana	L	101	105	13-15	5-17	18-32	15,093	Selden	24	Gasol	9	Bogdanovic	21
Feb 1	@ Detroit	L	102	104	13-15	5-18	18-33	17,481	Gasol	19	Gasol	14	Griffin	24
Feb 4	@ Toronto	L	86	101	13-15	5-19	18-34	19,800	Gasol	20	Selden	7	Wright	15
Feb 6	@ Atlanta	L	82	108	13-15	5-20	18-35	11,866	Chalmers	13	Rabb	11	Schroder	24
Feb 7	UTAH	L	88	92	13-16	5-20	18-36	13,187	Harrison	23	Green	12	Rubio	39
Feb 11	@ Oklahoma City	L	92	110	13-16	5-21	18-37	18,203	Gasol	18	Green	7	George	23
Feb 14	OKLAHOMA CITY	L	114	121	13-17	5-21	18-38	16,012	Harrison	28	Evans	9	George	28
Feb 23	CLEVELAND	L	89	112	13-18	5-21	18-39	18,119	Evans, Green	15	Green	10	Hill, James	18
Feb 24	@ Miami	L	89	115	13-18	5-22	18-40	19,600	Harrison	17	Green	11	T. Johnson	23
Feb 26	@ Boston	L	98	109	13-18	5-23	18-41	18,624	Green	21	Green	11	Irving	25
Feb 28	PHOENIX	L	102	110	13-19	5-23	18-42	13,484	Gasol	22	Gasol	13	Booker	34
Mar 2	DENVER	L	102	108	13-20	5-23	18-43	14,621	Gasol	22	Gasol	9	G. Harris	26
Mar 3	@ Orlando	L	100	107	13-20	5-24	18-44	17,875	McLemore	20	Green	13	Fournier, Vucevic	19
Mar 5	@ San Antonio	L	98	100	13-20	5-25	18-45	18,418	Gasol	23	Green	15	Parker	23
Mar 7	@ Chicago	L	110	119	13-20	5-26	18-46	20,210	D. Brooks	29	Green	8	Markkanen	22
Mar 9	UTAH	L	78	95	13-21	5-26	18-47	15,622	D. Brooks	18	Gasol	11	Crowder	22
Mar 10	@ Dallas	L	80	114	13-21	5-27	18-48	19,579	D. Brooks	17	Green	10	Barnes	25
Mar 12	MILWAUKEE	L	103	121	13-22	5-27	18-49	14,112	Gasol	17	Davis, Gasol, Green	7	Middleton	24
Mar 15	CHICAGO	L	110	111	13-23	5-27	18-50	16,511	Evans	25	Gasol, Green	10	LaVine	20
Mar 17	DENVER	W	101	94	14-23	5-27	19-50	16,501	D. Brooks	24	Martin	13	Jokic	17
Mar 19	@ Brooklyn	L	115	118	14-23	5-28	19-51	12,856	Harrison	19	Green	16	Crabbe, LeVert	22
Mar 21	@ Philadelphia	L	105	119	14-23	5-29	19-52	10,411	Selden	18	Davis	11	Bellini, Covington, Redick, Sanic	15
Mar 22	@ Charlotte	L	79	140	14-23	5-30	19-53	15,033	Selden	18	Martin	8	Walker	46
Mar 24	LA LAKERS	L	93	100	14-24	5-30	19-54	18,119	Harrison	20	Green	16	Kuzma	25
Mar 26	@ Minnesota	W	101	93	14-24	6-30	20-54	16,290	Selden	23	Green	11	Teague	25
Mar 28	PORTLAND	W	108	103	15-24	6-30	21-54	16,050	M. Brooks	21	Martin	14	McCollum	42
Mar 30	@ Utah	L	97	107	15-24	6-31	21-55	18,306	Gasol	28	Green	6	Mitchell	22
Apr 1	@ Portland	L	98	113	15-24	6-32	21-56	19,545	D. Brooks	28	Rabb	13	Lillard	27
Apr 4	@ New Orleans	L	95	123	15-24	6-33	21-57	16,521	M. Brooks	25	Rabb	7	Moore	30
Apr 6	SACRAMENTO	L	93	94	15-25	6-33	21-58	16,527	M. Brooks	23	Rabb	11	Caulley-Stein	18
Apr 8	DETROIT	W	130	117	16-25	6-33	22-58	16,044	M. Brooks	25	Gasol	9	Tolliver	19
Apr 9	@ Minnesota	L	94	113	16-25	6-34	22-59	17,641	McLemore	18	Rabb	8	Teague, Towns	24
Apr 11	@ Oklahoma City	L	123	137	16-25	6-35	22-60	18,203	D. Brooks	36	Rabb	13	George	40

INTRO

PLAYERS

EXECUTIVE

BASKETBALL OPS

BUSINESS OPS

MEDIA

COMMUNITY

HISTORY

PLAYOFFS

REVIEW

OPPONENTS

NBA

FEDERATION

AT A GLANCE



SEASON REVIEW

2016-17 MEMPHIS GRIZZLIES (43-39)



Back Row, standing (L-R): Keith Smart, Bob Bender, James Ennis III, Zach Randolph, Brandon Wright, Marc Gasol, Deyonta Davis, JaMychal Green, Jarell Martin, J.B. Bickerstaff, Nick Van Exel, Adam Mazarei **Front Row, sitting (L-R):** Andrew Harrison, Troy Daniels, Mike Conley, David Fizdale, Wade Baldwin, Tony Allen, Wayne Selden Missing from picture: Vince Carter, Chandler Parsons

Player	--Field Goals--					--3-Point FG--			-Free Throws-			--Rebounds--											
	G	GS	Min	FG	FGA	Pct	FG	FGA	Pct	FT	FTA	Pct	Off	Def	Tot	Ast	PF	Dq	Stl	To	Blk	Pts	Avg
Conley	69	68	2292	464	1010	.459	171	420	.407	316	368	.859	31	211	242	433	126	0	92	156	19	1415	20.5
Gasol	74	74	2531	532	1160	.459	104	268	.388	278	332	.837	60	403	463	338	171	1	67	166	99	1446	19.5
Randolph	73	5	1786	433	964	.449	21	94	.223	141	193	.731	182	416	598	122	136	1	38	99	10	1028	14.1
Allen	71	66	1914	274	595	.461	15	54	.278	80	130	.615	166	225	391	98	178	2	115	100	29	643	9.1
Green	77	75	2101	250	499	.501	55	144	.382	134	167	.802	167	377	544	84	248	4	47	94	34	689	8.9
Daniels	67	3	1183	185	495	.374	138	355	.389	43	54	.796	22	78	100	46	90	1	20	45	4	551	8.2
Carter	73	15	1800	193	490	.394	112	296	.378	88	115	.765	36	191	227	133	163	1	60	50	36	586	8.0
Wright	28	5	447	83	135	.615	0	1	0.000	23	35	.657	31	47	78	15	42	0	11	10	20	189	6.8
Ennis	64	28	1501	146	321	.455	51	137	.372	86	110	.782	69	190	259	64	165	2	46	59	19	429	6.7
Parsons	34	34	675	75	222	.338	25	93	.269	35	43	.814	6	78	84	55	52	0	20	24	5	210	6.2
Harrison	72	18	1474	117	360	.325	43	156	.276	148	194	.763	23	113	136	198	194	2	53	85	21	425	5.9
Williams	24	13	418	51	123	.415	10	41	.244	15	25	.600	6	39	45	19	42	0	24	26	9	127	5.3
Selden	11	2	189	20	50	.400	3	21	.143	12	18	.667	1	10	11	12	12	0	4	9	1	55	5.0
Douglas	24	0	394	43	117	.368	7	42	.167	24	29	.828	13	48	61	56	50	0	18	21	5	117	4.9
Martin	42	3	558	58	151	.384	9	25	.360	40	50	.800	42	120	162	8	91	1	17	28	9	165	3.9
Baldwin	33	1	405	36	115	.313	3	22	.136	31	37	.838	11	35	46	61	40	0	18	39	7	106	3.2
Davis	36	0	238	24	47	.511	0	0	---	10	18	.556	20	40	60	2	40	0	3	8	17	58	1.6
GRIZZLIES	82	-	19905	2984	6854	.435	767	2169	.354	1504	1918	.784	886	2621	3507	1744	1840	15	653	1059	344	8239	100.5
OPPONENTS	82	-	19905	2864	6465	.443	813	2299	.354	1658	2202	.753	761	2692	3453	1645	1708	10	574	1171	410	8199	100.0

QUICK FACTS

- Under first year head coach **David Fizdale**, the Grizzlies recorded their seventh straight winning season and playoff berth, marking the third longest active streaks in the NBA.
- For the second straight season, the Grizzlies faced the San Antonio Spurs in the first round, this time taking the Spurs to six games.
- Memphis shattered the single-season franchise record for three-pointers made (767) (prev. 620 in 2007-08).
- Mike Conley** averaged career highs in points per game (20.5), rebounds per game (3.5), field goal percentage (.459), three-pointers made per game (2.5), three-point percentage (.407), true shooting percentage (.604), usage rate (26.4) and PER (23.0). Conley Passed Pau Gasol (8,966) to become the team's all-time leader for points scored on Dec. 16 vs. Sacramento.
- Marc Gasol** earned his third All-Star appearance after averaging a career-high 19.5 points per game. Gasol also made 104 three-pointers on 38.8 percent shooting after making just 12 three-pointers on 18.2 percent shooting over his previous eight seasons.
- Zach Randolph** led all NBA reserves in double-doubles (19) and rebounds per game (8.2) off the bench. He also tied for the reserve lead in field goals per game (5.9), ranked second in offensive rebounds (2.5) and seventh in scoring (14.0).
- Vince Carter** turned 40 years old on Jan. 26 and became the sixth player in NBA history to score 20-or-more points after turning 40. Carter accomplished many other milestones, including climbing to 22nd all-time in points scored (24,555) and becoming the fifth player in NBA history to make 2,000 career three-point field goals.

NBA STATISTICAL RANKINGS

Category	Memphis		Opponents		Category	Memphis		Opponents	
Points per game	100.5	29th	100.0	3rd	Assists Per Game	21.27	21st	20.06	3rd
Field Goal Pct.	.435	30th	.443	3rd	Steals Per Game	7.96	13th	7.00	6th
Free Throw Pct.	.784	13th	.753	2nd	Turnovers Per Game	12.91	6th	14.28	13th
3-Pt. Field Goal Pct.	.354	17th	.354	11th	Blocks Per Game	4.20	22nd	5.00	18th
Offensive Rebounds Per Game	10.80	10th	9.28	6th	Personal Fouls Per Game	22.44	29th	20.83	4th
Defensive Rebounds Per Game	31.96	27th	32.83	11th	Disqualifications	15	T-28th	10	T-6th
Rebounds Per Game	42.77	24th	42.11	7th	Points Per Game Differential	+0.50	13th		



SEASON REVIEW

2015-16 MEMPHIS GRIZZLIES (42-40)



Back Row, standing (L-R): Elston Turner, Duane Ticknor, Bob Thornton, Vince Carter, Jarell Martin, Zach Randolph, Chris Andersen, Marc Gasol, Ryan Hollins, Brandon Wright, JaMychal Green, Matt Barnes, Shawn Respert, Jeff Zedelik **Front Row, sitting (L-R):** Lance Stephenson, Jordan Farmar, Xavier Munford, Mike Conley, Dave Joergler, Tony Allen, Ray McCallum, P.J. Hairston, Jordan Adams

Player	--Field Goals--			--3-Point FG--			--Free Throws--			--Rebounds--			Stl	Tot Blk	Pts	Avg							
	G	GS	Min	FG	FGA	Pct	FG	FGA	Pct	FT	FTA	Pct					Off	Def	Tot	Ast	PF	Dq	
Gasol	52	52	1791	328	707	.464	2	3	.667	203	245	.829	58	304	362	196	141	0	50	118	70	861	16.6
Conley	56	56	1761	294	696	.422	78	215	.363	191	229	.834	26	138	164	342	100	0	67	84	16	857	15.3
Randolph	68	53	2016	431	907	.475	6	26	.231	172	216	.796	179	350	529	142	146	0	43	105	13	1040	15.3
Stephenson	26	3	692	146	308	.474	11	31	.355	66	81	.815	21	94	115	73	56	0	19	46	6	369	14.2
Ja. Green	53	31	1544	240	557	.431	42	136	.309	124	155	.800	55	186	241	98	102	0	40	69	19	646	12.2
Chalmers	55	7	1253	172	412	.417	45	138	.326	206	249	.827	23	120	143	211	165	0	80	101	12	595	10.8
Lee	51	37	1489	192	419	.458	51	138	.370	76	92	.826	19	99	118	76	79	0	52	49	16	511	10.0
Barnes	76	45	2190	264	693	.381	119	370	.322	111	138	.804	84	336	420	163	234	1	78	121	57	758	10.0
Farmar	12	10	291	42	100	.420	16	45	.356	10	10	1.000	4	21	25	37	22	0	15	18	2	110	9.2
Allen	64	57	1620	215	469	.458	15	42	.357	90	138	.652	104	192	296	70	175	1	110	78	18	535	8.4
Ja. Green	78	15	1446	230	495	.465	15	45	.333	103	137	.752	139	234	373	67	189	1	46	83	33	578	7.4
Hairston	18	9	375	46	132	.348	16	69	.232	16	22	.727	7	39	46	9	31	0	8	17	4	124	6.9
Wright	12	2	212	35	52	.673	0	0	---	13	24	.542	14	29	43	6	21	0	5	10	15	83	6.9
McCallum	10	3	219	28	79	.354	10	26	.385	3	5	.600	2	14	16	27	15	0	7	13	3	69	6.9
V. Carter	60	3	1005	133	343	.388	59	169	.349	70	84	.833	31	115	146	56	101	0	38	35	16	395	6.6
Udrih	8	0	120	20	46	.435	4	11	.364	3	3	1.000	2	7	9	26	11	0	3	11	1	47	5.9
Munford	14	0	244	32	77	.416	9	23	.391	7	14	.500	3	28	31	22	25	0	13	15	3	80	5.7
Martin	27	0	380	54	116	.466	0	2,000	45	62	.726	39	47	86	15	58	0	8	19	7	153	5.7	
Stephenson	4	0	61	8	26	.308	0	---	4	10	.400	18	8	26	2	8	1	1	0	3	20	5.0	
Weber	6	4	166	13	38	.342	0	5,000	3	4	.750	8	16	24	20	11	0	9	9	3	29	4.8	
Andersen	20	14	366	34	62	.548	2	9	.222	22	32	.688	33	56	89	9	25	0	14	7	10	92	4.6
Hollins	32	9	412	45	72	.625	0	---	26	42	.619	40	47	87	10	58	0	6	21	20	116	3.6	
Adams	2	0	15	2	6	.333	0	1,000	3	5	.600	0	2	2	3	2	0	3	2	0	7	3.5	
Ennis	10	0	40	4	13	.308	2	8	.250	6	10	.600	4	3	7	2	1	0	4	2	2	16	1.6
Williams	5	0	45	2	10	.200	1	4	.250	3	4	.750	1	3	4	2	0	0	1	0	1	8	1.6
Smith	15	0	66	7	22	.318	1	5	.200	8	13	.615	1	8	9	11	5	0	5	7	1	23	1.5
Cotton	5	0	6	2	2	1.000	0	---	0	0	---	0	0	0	0	0	0	0	0	0	0	4	0.8
Stokes	2	0	4	0	0	---	0	---	0	0	---	1	1	2	0	0	0	0	0	0	0	0	0.0
GRIZZLIES	82	-	19830	3019	6859	.440	504	1521	.331	1584	2024	.783	916	2497	3413	1697	1783	4	724	1090	350	8126	99.1
OPPONENTS	82	-	19830	2947	6459	.456	797	2185	.365	1619	2107	.768	830	2711	3541	1792	1732	9	576	1327	469	8310	101.3

QUICK FACTS

- Despite overwhelming injuries and unprecedented roster turnover, Memphis recorded its sixth straight winning season and postseason berth.
- The Grizzlies made NBA history with 28 different players logging minutes over the course of the regular season, eclipsing the previous league record of 27 set by the 1996-97 Dallas Mavericks.
- Memphis' final count for games lost to injury/illness totaled 301 by the end of the regular season.
- **Marc Gasol** (right foot), **Mike Conley** (left Achilles), **Mario Chalmers** (right Achilles) and **Brandon Wright** (right knee) all sustained what proved to be season-ending injuries in February and March.
- The short-handed Grizzlies entered the NBA Playoffs as the seventh seed against the second-seeded San Antonio Spurs and lost the series in four games.
- Three different Grizzlies (**Marc Gasol** on Nov. 20, **Matt Barnes** on March 11, **Zach Randolph** on March 19) recorded their first career triple-doubles during the regular season, all coming in Grizzlies wins.
- **Mike Conley** was honored with the NBA Sportsmanship Award, becoming just the third player to earn multiple honors since the award's inception... **Vince Carter** won the Twyman-Stokes Teammate of the Year Award.

NBA STATISTICAL RANKINGS

Category	Memphis	Opponents	Category	Memphis	Opponents
Points per game	95th	24th	Assists Per Game	20.70	25th
Field Goal Pct.	.440	23rd	Steals Per Game	8.84	6th
Free Throw Pct.	.783	9th	Turnovers Per Game	13.29	25th
3-Pt. Field Goal Pct.	.331	29th	Blocks Per Game	4.27	21st
Offensive Rebounds Per Game	11.17	8th	Personal Fouls Per Game	21.20	4th
Defensive Rebounds Per Game	30.45	30th	Disqualifications	4	T-2nd
Rebounds Per Game	41.62	28st	Points Per Game Differential	-2.24	20th

GAME BY GAME



Date	Opponent	Mem	Opp	Hm	Rd	Tot	Atten	Grizzlies Top Scorer	Grizzlies Top Rebounder	Opponent Top Scorer				
Oct 28	CLEVELAND	L	76	106	0-1	0-0	0-1	18,119	Gasol, Randolph	12	Randolph	8	Love	17
Oct 29	at Indiana	W	112	103	0-1	1-0	1-1	18,165	Gasol	20	Gasol, Randolph	8	Hill	20
Oct 31	BROOKLYN	W	101	91	1-1	1-0	2-1	16,013	Conley	22	Randolph	13	Bogdanovic	19
Nov 2	at Golden State	L	69	119	1-1	1-1	2-2	19,596	Gasol	13	Randolph	9	Curry	30
Nov 3	at Sacramento	W	103	89	1-1	2-1	3-2	17,317	Randolph	20	Ja. Green	12	Gay	19
Nov 5	at Portland	L	96	115	1-1	2-2	3-3	19,933	Lee	18	Randolph	10	Lillard	27
Nov 7	at Utah	L	79	89	1-1	2-3	3-4	19,456	Conley	20	Gasol	10	Burke	24
Nov 9	at LA Clippers	L	92	94	1-1	2-4	3-5	19,060	Randolph	26	Randolph	9	Griffin	24
Nov 11	GOLDEN STATE	L	84	100	1-2	2-4	3-6	18,119	Gasol	26	Ja. Green	9	Curry	28
Nov 13	PORTLAND	W	101	100	2-2	2-4	4-6	16,919	Gasol	31	Randolph	8	McCollum	26
Nov 15	at Minnesota	W	114	106	2-2	3-4	5-6	12,066	Je. Green	21	Randolph	8	LaVine	25
Nov 16	OKLAHOMA CITY	W	122	114	3-2	3-4	6-6	17,270	Chalmers	29	Randolph	10	Westbrook	40
Nov 20	HOUSTON	W	96	84	4-2	3-4	7-6	17,555	Conley	26	Gasol	11	Harden	22
Nov 21	at San Antonio	L	82	92	4-2	3-5	7-7	18,418	Conley	16	Gasol	8	Leonard	19
Nov 24	DALLAS	W	110	96	5-2	3-5	8-7	17,381	Conley	21	Gasol	10	Barra, Felton	16
Nov 25	at Houston	W	102	93	5-2	4-5	9-7	18,143	Je. Green	20	Barnes	8	Harden	40
Nov 27	ATLANTA	L	101	116	5-3	4-5	9-8	17,884	Conley	16	Gasol	8	Millsap	23
Nov 29	PHILADELPHIA	W	92	84	6-3	4-5	10-8	15,322	Conley	20	Gasol	12	Carran	16
Dec 1	at New Orleans	W	113	104	6-3	5-5	11-8	16,020	Gasol	38	Gasol	13	Evans	20
Dec 3	SAN ANTONIO	L	83	103	6-4	5-5	11-9	17,013	Conley, Chalmers, Gasol	15	Gasol	8	Leonard	27
Dec 6	PHOENIX	W	95	93	7-4	5-5	12-9	16,022	Gasol	22	Ja. Green, Randolph	9	Bledsoe	23
Dec 8	OKLAHOMA CITY	L	88	125	7-5	5-5	12-10	16,415	Chalmers	19	Gasol	10	Durant	32
Dec 9	at Detroit	W	93	92	7-5	6-5	13-10	13,411	Randolph	21	Randolph	16	Drummond, Jackson	18
Dec 11	CHARLOTTE	L	99	123	7-6	6-5	13-11	17,111	Gasol	17	Gasol	9	Walker	33
Dec 13	at Miami	L	97	100	7-6	6-6	13-12	19,813	Je. Green	26	Barnes	13	Bosh	22
Dec 14	WASHINGTON	W	112	95	8-6	6-6	14-12	15,397	Gasol	24	Gasol	12	Neal	24
Dec 16	at Chicago	L	85	98	8-6	6-7	14-13	21,032	Lee	18	Randolph	11	Butler	24
Dec 18	at Dallas	L	88	97	8-6	6-8	14-14	20,199	Conley	20	Gasol, Randolph	8	Nowitzki	20
Dec 19	INDIANA	W	96	84	9-6	6-8	15-14	18,119	Conley	20	Gasol	12	George	29
Dec 22	at Philadelphia	W	104	90	9-6	7-8	16-14	15,552	Gasol	19	Barnes	10	Okafor	18
Dec 23	at Washington	L	91	100	9-6	7-9	16-15	15,979	Conley	21	Je. Green	12	Temple	20
Dec 26	at Charlotte	L	92	98	9-6	7-10	16-16	19,091	Randolph	19	Randolph	12	Walker	22
Dec 27	LA LAKERS	W	112	96	10-6	7-10	17-16	18,119	Conley	19	Barnes, Ja. Green	8	Bryant	29
Dec 29	MIAMI	W	99	90	10-7	11-6	17-16	18,119	Gasol	23	Gasol	8	Bosh	22
Jan 2	at Utah	L	87	92	10-7	11-6	17-11	18,455	Gasol	20	Je. Green	10	Hood	32
Jan 4	at Portland	W	91	78	11-6	8-11	19-17	18,832	Randolph	26	Randolph	18	Lillard	17
Jan 6	at Oklahoma City	L	94	112	11-6	8-12	19-18	18,203	Chalmers	26	Chalmers	8	Durant	26
Jan 8	DENVER	W	91	84	12-6	8-12	20-18	17,998	Randolph	24	Allen, Je. Green	9	Gallinari	29
Jan 10	BOSTON	W	101	98	13-6	8-12	21-18	17,112	Randolph	25	Randolph	13	Thomas	35
Jan 12	HOUSTON	L	91	107	13-7	8-12	21-19	16,044	Gasol	20	Randolph	9	Harden	25
Jan 14	DETROIT	W	103	101	14-7	8-12	22-19	19,577	Chalmers	25	Allen	7	Johnson	19
Jan 16	NEW YORK	W	103	95	15-7	8-12	23-19	18,119	Gasol	37	Allen, Barnes	9	Porzingis	17
Jan 18	NEW ORLEANS	W	101	99	16-7	8-12	24-19	18,119	Barnes, Gasol, Je. Green, Lee16	Gasol	10	Holiday	23	
Jan 21	at Denver	W	102	101	16-7	9-12	25-19	16,140	Gasol	27	Barnes	7	Faried, Gallinari	17
Jan 23	at Minnesota	L	101	106	16-7	9-13	25-20	15,608	Chalmers	19	Conley	7	Muhammad	25
Jan 25	ORLANDO	W	108	102	10-7	10-13	26-20	15,779	Je. Green	30	Randolph	13	Fournier, Harris, Vucevic	16
Jan 28	MILWAUKEE	W	103	83	16-7	9-13	27-20	15,244	Gasol	21	Gasol	8	Monroe	21
Jan 30	SACRAMENTO	W	121	117	19-7	9-13	28-20	18,119	Je. Green	29	Gasol	6	Gay	21
Feb 1	at New Orleans	W	110	95	19-7	10-13	29-20	15,210	Je. Green	24	Randolph	12	Cole, Davis	23
Feb 5	at New York	W	91	85	19-7	11-13	30-20	19,812	Je. Green	16	Barnes, Gasol	7	Calderon	18
Feb 6	DALLAS	L	110	114	10-7	11-13	30-21	18,119	Gasol	22	Randolph	14	Parsons	26
Feb 8	PORTLAND	L	106	112	10-7	11-13	30-22	15,892	Conley	27	Randolph	9	Lillard	33
Feb 10	at Brooklyn	W	109	90	19-9	12-13	31-22	14,262	Conley	20	Allen, Chalmers	6	Lopez	20
Feb 19	MINNESOTA	W	109	104	20-9	12-13	32-22	18,119	Conley	25	Ja. Green	11	LaVine	22
Feb 21	at Toronto	L	85	98	20-9	12-14	32-23	19,800	Randolph	18	Barnes, Carter	7	DeRozan	21
Feb 24	LA LAKERS	W	128	119	21-9	12-14	33-23	18,119	Barnes	25	Ja. Green, Randolph	9	Clarkson	28
Feb 26	at LA Lakers	W	112	95	21-9	13-14	34-23	18,997	Hairston	21	Randolph	10	Russell	22
Feb 27	at Phoenix	L	106	111	21-9	13-15	34-24	17,101	Conley, Randolph	19	Andersen	8	Len	22
Feb 29	at Denver	W	103	96	21-9	14-15	35-24	10,324	Randolph	22	Barnes	5	Faried	16
Mar 2	SACRAMENTO	W	104	98	22-9	14-15	36-24	15,310	Conley	24	Ja. Green, Randolph	8	Cousins	18
Mar 4	UTAH	W	94	88	23-9	14-15	37-24	17,188	Randolph	25	Andersen	10	Hayward	18
Mar 6	PHOENIX	L	100	109	23-10	14-15	37-25	17,291	Conley	22	Randolph	8	Booker	27
Mar 7	at Cleveland	W	106	103	23-10	15-15	38-25	20,562	Allen	26	Ja. Green	10	James	28
Mar 9	at Boston	L	96	116	23-10	15-16	38-26	17,990	Carter, Ja. Green	17	Ja. Green	13	Thomas	23
Mar 11	NEW ORLEANS	W	121	114	20-7	14-16	39-26	18,119	Stephenson	33	Barnes	11	Holiday	34
Mar 12	at Atlanta	L	83	95	24-10	15-17	39-27	17,515	Stephenson	18	Allen	9	Millsap	21
Mar 14	at Houston	L	81	130	24-10	15-18	39-28	18,226	Martin	17	Stephenson	15	Montejuanas	18
Mar 16	MINNESOTA	L	108	114	24-11	15-18	39-29	16,588	Stephenson	22	Stephenson	11	LaVine	28
Mar 17	at Milwaukee	L	86	96	24-11	15-19	39-30	11,740	Barnes	20	Hollins	10	Antetokounmpo	15
Mar 19	LA CLIPPERS	W	113	102	25-11	15-19	40-30	18,119	Randolph	28	Randolph	11	Paul	25
Mar 21	at Phoenix	W	103	97	25-11	16-19	41-30	15,868	Stephenson	16	Randolph	13	Booker	18
Mar 22	at LA Lakers	L	100	107	25-11	16-20	41-31	18,997	Allen	27	Carter	7	Clarkson	22
Mar 25	at San Antonio	L	104	110	25-11	16-21	41-32	18,418	Ja. Green	20	Andersen	7	Aldridge	32
Mar 28	SAN ANTONIO	L	87	101	25-12	16-21	41-33	17,133	Carter	14	Barnes	9	Aldridge	31
Mar 30	DENVER	L	105	106	25-13	16-21	41-34	16,401	Randolph	26	Ja. Green	12	Barton	25
Apr 1	TORONTO	L	95	99	25-14	16-21	41-35	17,077	Randolph	16	Ja. Green	7	DeRozan	27
Apr 3	at Orlando	L	107	119	25-14	16-22	41-36	17,741	Barnes	24	Ja. Green	10	Vucevic	25
Apr 5	CHICAGO	W	108	92	26-14	16-22	42-36	17,591	Randolph	27	Randolph	10	Mitroic	20
Apr 8	at Dallas	L	93	103	26-14	16-23	42-37	20,211	Allen	25	Allen, Andersen, Barnes	7	Nowitzki	23
Apr 9	GOLDEN STATE	L	99	100	26-15	16-23	42-38	18,119	Barnes	24	Barnes	15	Green	21
Apr 12	at LA Clippers	L	84	110	26-15	16-24	42-39	19,147	Randolph	14	Ja. Green	10	Rivers	14
Apr 13	at Golden State	L	104	125	26-15	16-25	42-40	19,956	Randolph	24	Barnes	9	Curry	46

INTRO

PLAYERS

EXECUTIVE

BASKETBALL OPS

BUSINESS OPS

MEDIA

COMMUNITY

HISTORY

PLAYOFFS

REVIEW

OPPONENTS

NBA

FEDERATION

AT A GLANCE



SEASON REVIEW

2014-15 MEMPHIS GRIZZLIES (55-27)



Back Row, standing (L-R): Duane Ticknor, Elston Turner, Bob Thornton, JaMychal Green, Jarnell Stokes, Jeff Green, Kosta Koufos, Marc Gasol, Zach Randolph, Jon Leuer, Vince Carter, Jordan Adams, Jason March, Shawn Respert, Jeff Bzdelik **Front Row, sitting (L-R):** Russ Smith, Beno Udrih, Mike Conley, Dave Joergel, Tony Allen, Courtney Lee, Nick Calathes

Player	--Field Goals--			--3-Point FG--			-Free Throws-			--Rebounds--				PF	Dq	Stl	TO	Blk	Pts	Avg			
	G	GS	Min	FG	FGA	Pct	FG	FGA	Pct	FT	FTA	Pct	Off								Def	Tot	Ast
Gasol	81	81	2687	530	1072	.494	3	17	.176	350	440	.795	115	515	630	307	208	2	70	176	131	1413	17.4
Randolph	71	71	2304	454	932	.487	7	20	.350	228	298	.765	225	522	747	153	175	1	69	156	14	1143	16.1
Conley	70	70	2225	393	882	.446	107	277	.386	214	249	.859	29	180	209	375	139	0	89	156	14	1107	15.8
Ja. Green	45	37	1361	210	492	.427	50	138	.362	118	143	.825	43	144	187	81	81	0	26	52	21	588	13.1
Lee	77	74	2354	288	643	.448	90	224	.402	111	129	.860	21	157	178	151	129	1	75	78	12	777	10.1
Allen	63	41	1648	225	455	.495	10	29	.345	79	126	.627	103	177	280	86	166	1	129	86	30	539	8.6
Udrih	79	12	1494	246	505	.487	26	97	.268	87	102	.853	20	123	143	220	88	0	46	89	8	605	7.7
Prince	26	9	628	75	183	.410	15	33	.455	25	30	.833	21	62	83	37	22	0	9	15	6	190	7.3
Carter	66	1	1091	135	406	.333	69	232	.297	45	57	.789	27	106	133	79	102	0	43	43	14	384	5.8
Koufos	81	3	1348	182	358	.508	0	0	---	55	85	.647	121	305	426	37	148	0	29	69	63	419	5.2
Leuer	63	6	824	121	273	.443	7	29	.241	37	59	.627	50	157	207	46	86	1	17	35	9	286	4.5
Pondexter	30	2	540	48	135	.356	17	73	.233	21	30	.700	20	37	57	28	47	0	5	10	5	134	4.5
Calathes	58	0	838	104	247	.421	11	43	.256	24	45	.533	19	87	106	146	100	1	63	61	5	243	4.2
Smith	6	0	36	6	15	.400	1	5	.200	12	13	.923	1	2	3	6	7	0	3	5	0	25	4.2
Adams	30	0	248	35	86	.407	10	25	.400	14	23	.609	9	19	28	16	24	0	16	14	7	94	3.1
Stokes	19	2	126	21	37	.568	0	0	---	15	28	.536	16	18	34	4	25	1	5	7	5	57	3.0
Ja. Green	20	1	139	23	40	.575	0	4	.000	8	10	.800	16	23	39	4	19	0	5	12	3	54	2.7
Thomas	2	0	7	1	1	1.000	0	0	---	2	2	1.000	0	0	0	0	1	0	0	0	0	4	2.0
Lucas	1	0	6	0	1	1.000	0	0	---	0	0	---	0	0	0	0	1	0	1	0	0	0	0.0
GRIZZLIES	82	-	19905	3097	6763	.458	423	1246	.339	1445	1869	.773	856	2634	3490	1777	1567	8	700	1094	347	8062	98.3
OPPONENTS	82	-	19905	2954	6684	.442	663	1889	.351	1225	1651	.742	864	2616	3480	1652	1662	13	604	1257	424	7796	95.1

QUICK FACTS

- Memphis closed the book on another successful season, recording the second-highest win total in franchise history and a club-record third consecutive 50-win campaign.
- The Grizzlies earned a fifth consecutive trip to the NBA Playoffs, joining the San Antonio Spurs as the only Western Conference team to make all of the past five postseasons.
- Memphis advanced past the Portland Trail Blazers in the first round of the playoffs and took the top-seeded Golden State Warriors to six games in the Western Conference Semifinals.
- The Grizzlies set franchise records for total home attendance (710,502) and average home attendance (17,329) for FedExForum, recording 16 sellouts over the course of the season.
- Grizzlies Head Coach **Dave Joergel** was named Western Conference Coach of the Month for October/November 2014 after guiding Memphis to an NBA-best 15-2 record over the first month of the season.
- **Marc Gasol** became the first player in franchise history to be named to the All-NBA First Team and the first Grizzlies player ever voted into the starting lineup for the NBA All-Star Game.
- **Marc Gasol** tipped off the 2015 NBA All-Star Game against older brother **Pau Gasol**, becoming the first brothers in NBA history to start an All-Star Game and the first siblings to play in the same NBA All-Star Game since **Tom** and **Dick Van Arsdale** (1970 and 1971).
- **Tony Allen** was named to the NBA All-Defensive First Team, his fourth All-Defensive selection in his first five seasons with the Grizzlies.
- After sustaining multiple facial fractures and undergoing facial surgery during the Grizzlies' first-round playoff series against Portland, **Mike Conley** scored a game-high 22 points and led Memphis to victory in Game 2 of the Western Conference Semifinals, handing Golden State just its third home loss of the 2014-15 regular season or postseason.

NBA STATISTICAL RANKINGS

Category	Memphis		Opponents		Category	Memphis		Opponents	
Points per game	98.3	20th	95.1	2nd	Assists Per Game	21.67	14th	20.15	4th
Field Goal Pct.	.458	9th	.442	10th	Steals Per Game	8.54	6th	7.37	8th
Free Throw Pct.	.773	7th	.742	7th	Turnovers Per Game	13.34	7th	15.34	8th
3-Pt. Field Goal Pct.	.339	22nd	.351	18th	Blocks Per Game	4.23	24th	5.17	20th
Offensive Rebounds Per Game	10.44	20th	10.54	8th	Personal Fouls Per Game	19.11	9th	20.27	15th
Defensive Rebounds Per Game	32.12	15th	31.90	11th	Disqualifications	8	T-16th	13	T-4th
Rebounds Per Game	42.56	21st	42.44	8th	Points Per Game Differential	3.24	8th		



SEASON REVIEW

2013-14 MEMPHIS GRIZZLIES (50-32)



Back Row, standing (L-R): Duane Ticknor, Elston Turner, Tayshaun Prince, Ed Davis, Jon Leuer, Kosta Koufos, Marc Gasol, Zach Randolph, James Johnson, Quincy Pondexter, Bob Thornton, Shawn Respert, Jason March **Front Row, sitting (L-R):** Mike Miller, Jamaal Franklin, Mike Conley, Dave Joerger, Nick Calathes, Courtney Lee, Tony Allen

Player	--Field Goals--			--3-Point FG--			-Free Throws-			--Rebounds--													
	G	GS	Min	FG	FGA	Pct	FG	FGA	Pct	FT	FTA	Pct	Off	Def	Tot	Ast	PF	Dq	Stl	TO	Blk	Pts	Avg
Randolph	79	79	2705	560	1198	.467	2	20	.100	250	337	.742	265	530	795	200	210	0	54	183	23	1372	17.4
Conley	73	73	2446	463	1030	.450	105	291	.361	225	276	.815	41	172	213	441	141	1	110	150	13	1256	17.2
Gasol	59	59	1970	336	711	.473	2	11	.182	185	241	.768	84	340	424	215	150	1	59	111	76	859	14.6
Lee	49	47	1469	205	431	.476	49	142	.345	81	90	.900	21	117	138	83	90	0	45	48	19	540	11.0
Allen	55	28	1278	204	413	.494	11	47	.234	76	121	.628	79	129	208	94	121	0	90	90	19	495	9.0
Bayless	31	5	650	90	239	.377	25	83	.301	45	57	.789	8	51	59	66	72	1	20	22	5	250	8.1
Johnson	52	4	956	143	308	.464	22	87	.253	76	90	.844	60	106	166	111	102	1	42	66	57	384	7.4
Miller	82	4	1707	213	443	.481	107	233	.459	46	56	.821	30	177	207	130	95	0	26	77	5	579	7.1
Koufos	80	22	1349	227	459	.495	0	0	---	60	93	.645	160	258	418	39	182	1	32	67	71	514	6.4
Pondexter	15	2	270	31	79	.392	11	34	.324	21	26	.808	10	16	26	20	18	0	5	15	1	94	6.3
Leuer	49	0	642	121	246	.492	23	49	.469	37	47	.787	37	121	158	20	63	0	18	27	13	302	6.2
Prince	76	76	1948	200	492	.407	20	69	.290	34	60	.567	32	202	234	119	63	0	39	41	19	454	6.0
Davis	63	4	956	155	290	.534	0	0	---	47	89	.528	92	168	260	27	114	0	17	40	43	357	5.7
Calathes	71	7	1173	142	311	.457	19	61	.311	44	72	.611	23	114	137	207	117	0	66	101	8	347	4.9
Morris	5	0	66	6	16	.375	2	7	.286	1	3	.333	4	4	8	8	3	0	3	6	0	15	3.0
Udrih	10	0	55	10	18	.556	2	2	1.000	5	6	.833	0	2	2	6	4	0	1	5	1	27	2.7
Franklin	21	0	162	16	39	.410	5	11	.455	2	2	1.000	4	19	23	6	23	0	4	11	2	39	1.9
Curry	1	0	4	0	0	---	0	0	---	0	0	0	0	0	0	0	0	0	0	0	0	0	0.0
GRIZZLIES	82	-	19805	3122	6723	.464	405	1147	.353	1235	1666	.741	950	2526	3476	1792	1568	5	631	1124	375	7884	96.1
OPPONENTS	82	-	19805	2924	6500	.450	615	1731	.355	1292	1686	.766	809	2403	3212	1632	1553	6	591	1162	410	7755	94.6

QUICK FACTS

- Memphis recorded 50 wins and recorded back-to-back 50-win seasons for the first time in franchise history.
- The Grizzlies made their fourth consecutive postseason appearance, a franchise first, taking the Oklahoma City Thunder to seven games in the first round of the playoffs.
- Memphis closed the season by winning its final 14 home games, recording the longest single-season home winning streak in club history.
- The Grizzlies went 33-13 (.717) following **Marc Gasol's** return from injury on Jan. 14.
- Grizzlies Head Coach **Dave Joerger** set a franchise record for winning percentage by a first-year head coach (.610). Joerger would record the highest winning percentage of any of the 10 first-year head coaches during the season.
- **Dave Joerger** was named Western Conference Coach of the Month in January 2014 and April 2014, becoming the first person to earn the honor twice in his first season as a head coach since the award was divided into conferences prior to the 2002-03 season.
- **Mike Conley** won the 2013-14 NBA Sportsmanship Award and became the franchise career leader in games played, surpassing former record-holder **Rudy Gay** on Jan. 29, 2014 at Sacramento.
- **Zach Randolph** became the franchise career leader for double-doubles on Jan. 28, 2014 at Portland, moving ahead of **Pau Gasol**.
- **Mike Miller** ranked second in the NBA and set a single-season franchise record for three-point field goal percentage (.459).

NBA STATISTICAL RANKINGS

Category	Memphis		Opponents		Category	Memphis		Opponents	
Points per game	96.1	27th	94.6	3rd	Assists Per Game	21.85	14th	19.90	4th
Field Goal Pct.	.464	7th	.450	9th	Steals Per Game	7.70	14th	7.21	7th
Free Throw Pct.	.741	23rd	.766	27th	Turnovers Per Game	13.71	4th	14.17	20th
3-Pt. Field Goal Pct.	.353	19th	.338	2nd	Blocks Per Game	4.57	16th	5.00	19th
Offensive Rebounds Per Game	11.59	9th	9.87	2nd	Personal Fouls Per Game	19.12	5th	18.94	2nd
Defensive Rebounds Per Game	30.80	21st	29.30	1st	Disqualifications	5	T-5th	6	T-24th
Rebounds Per Game	42.39	19th	39.17	1st	Points Per Game Differential	+4.1	7th		

GAME BY GAME



Date	Opponent	Mem	Opp	Hm	Rd	Tot	Atten	Grizzlies Top Scorer	Grizzlies Top Rebounder	Opponent Top Scorer		
Oct 30	at San Antonio	L	94	101	0-0	0-1	0-1	18,581	Allen	15 Gasol	9 Diaw, Leonard	14
Nov 1	DETROIT	W	111	108 (ot)	1-0	0-1	1-1	18,119	Conley	22 Randolph	10 Smith, Stuckey	19
Nov 2	at Dallas	L	99	111	1-0	0-2	1-2	20,262	Conley	24 Randolph	14 Nowitzki	24
Nov 4	BOSTON	W	95	88	2-0	0-2	2-2	15,872	Bayless, Conley, Randolph	15 Gasol	8 Green	22
Nov 6	NEW ORLEANS	L	84	99	2-1	0-2	2-3	15,209	Conley	26 Miller	6 Gordon	19
Nov 9	GOLDEN STATE	W	108	90	3-1	0-2	3-3	16,989	Randolph	23 Randolph	11 Curry	22
Nov 11	at Indiana	L	79	95	3-1	0-3	3-4	13,130	Gasol	15 Davis	7 George	23
Nov 13	TORONTO	L	87	103	3-2	0-3	3-5	15,971	Conley	29 Gasol, Randolph	10 Gay	23
Nov 15	at LA Lakers	W	89	86	3-2	1-3	4-5	18,997	Randolph	28 Randolph	11 Meeks	25
Nov 17	at Sacramento	W	97	86	3-2	2-3	5-5	15,630	Randolph	22 Randolph	10 Outlaw	18
Nov 18	at LA Clippers	W	106	102	3-2	3-3	6-5	19,060	Randolph	26 Randolph	15 Griffin	23
Nov 20	at Golden State	W	88	81 (ot)	3-2	4-3	7-5	19,596	Randolph	21 Randolph	12 Thompson	21
Nov 22	SAN ANTONIO	L	86	102	3-3	4-3	7-6	17,109	Conley	28 Randolph	10 Parker	20
Nov 25	HOUSTON	L	86	93	3-4	4-3	7-7	15,246	Prince	16 Koufos	13 Parsons	17
Nov 27	at Boston	W	100	93	3-4	5-3	8-7	17,319	Bayless	22 Koufos	13 Green	26
Nov 30	BROOKLYN	L	88	97	3-5	5-3	8-8	17,012	Pondexter	22 Koufos	11 Johnson	26
Dec 3	PHOENIX	W	110	91	4-5	5-3	9-8	15,069	Leuer	23 Koufos	12 Marc. Morris	18
Dec 5	LA CLIPPERS	L	81	101	4-6	5-3	9-9	15,112	Koufos	17 Randolph	12 Collison, Crawford, Paul	15
Dec 7	GOLDEN STATE	L	82	108	4-7	5-3	9-10	15,088	Miller	16 Koufos	16 Thompson	30
Dec 9	ORLANDO	W	94	85	5-7	5-3	10-10	13,511	Randolph	19 Leuer, Randolph	12 Nelson, Nicholson	19
Dec 11	OKLAHOMA CITY	L	100	116	5-8	5-3	10-11	16,345	Conley	20 Randolph	8 Westbrook	27
Dec 13	at New Orleans	L	98	104	5-8	5-4	10-12	15,516	Leuer	19 Randolph	10 Gordon	25
Dec 15	MINNESOTA	L	93	101	5-9	5-4	10-13	15,417	Conley	28 Randolph	12 Love	30
Dec 17	LA LAKERS	L	92	96	5-10	5-4	10-14	17,217	Randolph	18 Randolph	16 Bryant, Gasol	21
Dec 18	at Dallas	L	91	105	5-10	5-5	10-15	19,425	Allen	16 Allen	11 Nowitzki	20
Dec 21	at New York	W	95	87	5-10	6-5	11-15	19,812	Randolph	25 Randolph	15 Anthony	30
Dec 23	UTAH	W	104	94	6-10	6-5	12-15	16,665	Randolph	23 Randolph	10 Burke, Jefferson	18
Dec 26	at Houston	L	92	100	6-10	6-6	12-16	18,201	Randolph	22 Randolph	17 Harden	27
Dec 28	DENVER	W	120	99	7-10	6-6	13-16	17,017	Randolph	20 Koufos	12 Lawson	20
Dec 30	CHICAGO	L	91	95	7-11	6-6	13-17	17,668	Conley	26 Johnson, Randolph	10 Butler	26
Jan 2	at Phoenix	W	99	91	7-11	7-6	14-17	14,844	Randolph	20 Randolph	15 Dragic	33
Jan 3	at Denver	L	108	111	7-11	7-7	14-18	17,608	Randolph	25 Randolph	13 Lawson	38
Jan 5	at Detroit	W	112	84	7-11	8-7	15-18	14,134	Leuer	23 Randolph	16 Monroe	19
Jan 7	SAN ANTONIO	L	108	110 (ot)	7-12	8-7	15-19	15,916	Conley	30 Leuer	9 Duncan	24
Jan 10	PHOENIX	W	104	99	8-12	8-7	16-19	17,049	Conley	31 Davis	17 Dragic	21
Jan 12	ATLANTA	W	108	101	9-12	8-7	17-19	16,841	Conley	21 Randolph	12 Millsap	21
Jan 14	OKLAHOMA CITY	W	90	87	10-12	8-7	18-19	17,177	Lee	24 Randolph	13 Durant	37
Jan 15	at Milwaukee	W	99	90	10-12	9-7	19-19	11,379	Conley, Johnson	15 Davis	9 Knight	27
Jan 17	SACRAMENTO	W	91	90	11-12	9-7	20-19	16,212	Conley	25 Randolph	9 Cousins	22
Jan 20	NEW ORLEANS	L	92	95	11-13	9-7	20-20	17,485	Randolph	23 Randolph	20 Davis	27
Jan 24	at Houston	W	88	87	11-13	10-7	21-20	16,998	Lee	19 Randolph	8 Parsons	34
Jan 25	HOUSTON	W	99	81	12-13	10-7	22-20	17,512	Conley	17 Randolph	17 Harden	16
Jan 28	at Portland	W	98	81	12-13	11-7	23-20	19,385	Randolph	23 Randolph	10 Aldridge	27
Jan 29	at Sacramento	W	99	89	12-13	12-7	24-20	15,195	Conley	27 Randolph	7 Thomas	24
Jan 31	at Minnesota	W	94	90	12-13	13-7	25-20	17,429	Randolph	26 Randolph	12 Love	28
Feb 1	MILWAUKEE	W	99	90	13-13	13-7	26-20	17,017	Randolph	23 Randolph	10 Knight	23
Feb 3	at Oklahoma City	L	77	86	13-13	13-8	26-21	18,203	Gasol, Randolph	13 Randolph	13 Durant	31
Feb 5	DALLAS	L	96	110	13-14	13-8	26-22	16,118	Randolph	25 Randolph	9 Nowitzki	26
Feb 8	at Atlanta	W	79	76	13-14	14-8	27-22	15,190	Randolph	20 Gasol	8 Millsap	20
Feb 9	at Cleveland	L	83	91 (ot)	13-14	14-9	27-23	16,484	Calathes	17 Gasol	9 Irving	28
Feb 11	WASHINGTON	W	92	89	14-14	14-9	28-23	15,613	Calathes, Gasol	18 Randolph	10 Beal	37
Feb 12	at Orlando	W	86	81	14-14	15-9	29-23	15,310	Randolph	20 Lee	6 Harris, Uvacic	13
Feb 18	NEW YORK	W	98	93	15-14	15-9	30-23	17,317	Conley	22 Randolph	8 Hardaway Jr.	23
Feb 21	LA CLIPPERS	W	102	96	16-14	15-9	31-23	17,963	Randolph	21 Randolph	11 Griffin	28
Feb 22	at Charlotte	L	89	92	16-14	15-10	31-24	18,317	Conley	16 Randolph	11 Walker	31
Feb 26	LA LAKERS	W	108	103	17-14	15-10	32-24	16,989	Lee	18 Gasol	12 Meeks	19
Feb 28	at Oklahoma City	L	107	113	17-14	15-11	32-25	18,203	Miller	19 Randolph	10 Durant	37
Mar 1	CLEVELAND	W	110	96	18-14	15-11	33-25	17,011	Randolph	23 Randolph	14 Irving	28
Mar 3	at Washington	W	110	104	18-14	16-11	34-25	14,065	Prince	21 Randolph	10 Wall	23
Mar 5	at Brooklyn	L	94	103	18-14	16-12	34-26	17,053	Leuer	19 Koufos	8 Johnson	21
Mar 7	at Chicago	W	85	77	18-14	17-12	35-26	21,318	Gasol	18 Randolph	11 Gibson	18
Mar 8	CHARLOTTE	W	111	89	19-14	17-12	36-26	17,298	Conley	20 Koufos	10 Jefferson	17
Mar 11	PORTLAND	W	109	99	20-14	17-12	37-26	17,391	Gasol	19 Randolph	12 Lillard	32
Mar 12	at New Orleans	W	90	88	20-14	18-12	38-26	16,513	Conley	16 Gasol, Randolph	9 Davis	29
Mar 14	at Toronto	L	86	99	20-14	18-13	38-27	18,465	Randolph	16 Calathes, Randolph	8 Valanciunas	23
Mar 15	at Philadelphia	W	103	77	20-14	19-13	39-27	15,164	Conley	19 Davis	11 Carter-Williams	23
Mar 19	UTAH	W	96	86	21-14	19-13	40-27	17,011	Randolph	21 Randolph	11 Burke, Burks, Hayward	16
Mar 21	at Miami	W	86	91	21-14	19-14	40-28	20,007	Randolph	25 Randolph	14 Allen	18
Mar 22	INDIANA	L	82	71	22-14	19-14	41-28	18,119	Conley	21 Randolph	13 Stephenson	15
Mar 24	MINNESOTA	W	109	92	23-14	19-14	42-28	17,784	Conley	23 Gasol	12 Love	16
Mar 26	at Utah	W	91	87	23-14	20-14	43-28	19,081	Randolph	22 Randolph	13 Favre	22
Mar 28	at Golden State	L	93	100	23-14	20-15	43-29	19,596	Randolph	21 Gasol, Randolph	7 Curry	33
Mar 30	at Portland	L	98	105	23-14	20-16	43-30	19,994	Randolph	21 Randolph	7 Aldridge	28
Mar 31	at Denver	W	94	92	23-14	21-16	44-30	14,570	Randolph	20 Randolph	11 Mozgov	23
Apr 2	at Minnesota	L	88	102	23-14	21-17	44-31	12,009	Gasol	18 Gasol	7 Love	24
Apr 4	DENVER	W	100	92	24-14	21-17	45-31	17,011	Gasol	24 Randolph	15 Foye	21
Apr 6	at San Antonio	L	92	112	24-14	21-18	45-32	18,581	Johnson	20 Gasol, Randolph	6 Ginobili, Leonard	26
Apr 9	MIAMI	W	107	102	25-14	21-18	46-32	18,119	Conley	26 Gasol	14 James	37
Apr 11	PHILADELPHIA	W	117	95	26-14	21-18	47-32	17,456	Gasol	21 Randolph	11 Wroten, Young	18
Apr 13	at LA Lakers	W	102	90	26-14	22-18	48-32	18,997	Conley	24 Gasol	20 Meeks	20
Apr 14	at Phoenix	W	97	91	26-14	23-18	49-32	18,422	Randolph	32 Randolph	9 Mark. Morris	21
Apr 16	DALLAS	W	106	105 (ot)	27-14	23-18	50-32	17,323	Randolph	27 Randolph	14 Nowitzki	30

INTRO

PLAYERS

EXECUTIVE

BASKETBALL OPS

BUSINESS OPS

MEDIA

COMMUNITY

HISTORY

PLAYOFFS

REVIEW

OPONENTS

NBA

FEDERATION

AT A GLANCE



SEASON REVIEW

2012-13 MEMPHIS GRIZZLIES (56-26)



Back Row, standing (L-R): Henry Bibby, David Joerger, Mitchell Anderson, Tayshaun Prince, Jon Leuer, Dexter Pittman, Marc Gasol, Austin Daye, Zach Randolph, Darrell Arthur, Bob Thornton, Lloyd Pierce, Barry Hecker **Front Row, sitting (L-R):** Quincy Pondexter, Tony Wroten, Mike Conley, Lionel Hollins, Jerryd Bayless, Keyton Dooling, Tony Allen

Player	--Field Goals--			--3-Point FG--			-Free Throws-			--Rebounds--			PF	Dq	Stl	TO	Blk	Pts	Avg				
	G	GS	Min	FG	FGA	Pct	FG	FGA	Pct	FT	FTA	Pct								Off	Def	Tot	Ast
Gay	42	42	1541	281	688	.408	40	129	.310	121	156	.776	56	193	249	108	87	1	56	104	31	723	17.2
Randolph	76	75	2607	471	1024	.460	2	23	.087	225	300	.750	310	544	854	108	180	0	61	150	31	1169	15.4
Conley	80	80	2757	414	940	.440	106	294	.361	234	282	.830	43	182	225	487	171	0	174	189	24	1168	14.6
Gasol	80	80	2796	429	869	.494	1	14	.071	268	316	.848	184	438	622	318	255	2	80	157	139	1127	14.1
Allen	79	79	2109	284	638	.445	3	24	.125	134	187	.717	121	242	363	98	211	1	119	94	44	705	8.9
Prince	37	36	1174	144	336	.429	15	41	.366	22	37	.595	29	126	155	85	41	0	27	35	12	325	8.8
Bayless	80	4	1765	260	621	.419	71	201	.353	102	122	.836	22	154	176	264	168	1	59	120	17	693	8.7
Davis	36	4	544	74	143	.517	0	0	---	37	65	.569	57	103	160	8	80	0	13	18	47	185	5.1
Speights	40	2	579	106	247	.429	2	5	.400	48	67	.716	76	113	189	18	86	0	10	35	27	262	6.6
Pondexter	59	1	1243	128	299	.428	60	152	.395	59	75	.787	43	89	132	61	95	0	35	42	6	375	6.4
Arthur	59	3	970	162	359	.451	5	18	.278	33	46	.717	68	101	169	33	126	1	24	43	33	362	6.1
Ellington	40	4	676	81	199	.407	41	97	.423	15	16	.938	5	47	52	42	38	0	16	24	1	218	5.5
Dooling	7	0	82	10	21	.476	5	12	.417	6	7	.857	0	1	1	8	8	0	1	5	0	31	4.4
Daye	31	0	328	47	111	.423	20	58	.345	11	16	.688	6	54	60	21	39	0	9	16	14	125	4.0
Johnson	8	0	102	11	25	.440	6	18	.333	1	2	.500	5	6	11	2	5	0	4	3	0	29	3.6
Wroten	35	0	272	33	86	.384	4	16	.250	21	29	.724	13	15	28	43	34	0	8	29	4	91	2.6
Selby	10	0	59	6	22	.273	1	6	.167	7	11	.636	0	5	5	4	7	0	2	7	0	20	2.0
Leuer	19	0	96	15	24	.625	0	0	---	4	7	.571	8	16	24	3	10	0	4	3	0	34	1.8
Haddadi	13	0	87	7	21	.333	0	0	---	1	2	.500	10	14	24	4	15	0	1	4	6	15	1.1
Pittman	7	0	20	1	6	.167	0	0	---	0	3	.000	3	2	5	0	4	0	0	1	0	2	0.3
GRIZZLIES	82	-	19805	2964	6679	.444	382	1108	.345	1349	1746	.773	1059	2445	3504	1715	1660	6	703	1144	436	7659	93.4
OPPONENTS	82	-	19805	2748	6312	.435	504	1489	.338	1319	1763	.748	845	2359	3204	1599	1643	13	600	1268	450	7319	89.3

QUICK FACTS

- Memphis set franchise records for overall wins (56), overall winning percentage (.683), home wins (32), road wins (24) and road winning percentage (.585), advancing to the Western Conference Finals for the first time in team history.
- As the fifth seed in the Western Conference Playoffs, the Grizzlies won two playoff series as the lower-seeded team, defeating the Los Angeles Clippers in the first round and ousting the top-seeded Oklahoma City Thunder in the conference semifinals before being eliminated by the San Antonio Spurs in the conference finals.
- Memphis finished second in the Southwest Division for the second consecutive season.
- The Grizzlies allowed a league-best 89.3 points per game to opponents, becoming the first NBA team to hold opponents under 90 points per game since the 2005-06 season.
- **Zach Randolph** earned his second career All-Star selection, becoming the first Grizzlies player to make multiple All-Star appearances.
- **Marc Gasol** was named the 2012-13 NBA Defensive Player of the Year and selected to the All-NBA Second Team and the NBA All-Defensive Second Team, all career firsts.
- **Tony Allen** was selected to his second consecutive NBA All-Defensive First Team, while **Mike Conley** earned NBA All-Defensive Second Team honors after leading the NBA in total steals (franchise-record 174).
- The Grizzlies announced the sale of the team to an investment group led by **Robert J. Pera** on Oct. 31, 2012.

NBA STATISTICAL RANKINGS

Category	Memphis	Opponents	Category	Memphis	Opponents
Points per game	95.0	20th	Assists Per Game	19.55	T-24th
Field Goal Pct.	.447	16th	Steals Per Game	9.56	1st
Free Throw Pct.	.759	13th	Turnovers Per Game	14.47	T-14th
3-Pt. Field Goal Pct.	.326	25th	Blocks Per Game	5.23	12th
Offensive Rebounds Per Game	12.59	5th	Personal Fouls Per Game	19.94	12th
Defensive Rebounds Per Game	29.45	26th	Disqualifications	7	T-18th
Rebounds Per Game	42.0	16th	Points Per Game Differential	+2.0	12th



SEASON REVIEW

2011-12 MEMPHIS GRIZZLIES (41-25)



Back Row, standing (L-R): Charles Sweeney, Jason March, Dana Davis, Drew Graham, Barry Hecker, Mitchell Anderson, David Joergel, Dante Cunningham, Rudy Gay, Marreese Speights, Hamed Haddadi, Marc Gasol, Zach Randolph, Darrell Arthur, Bob Thornton, Kelly Lambert, Lloyd Pierce, Henry Bibby, Jim Scholler, Gary Schmidt, Vince Ford **Front Row, sitting (L-R):** Quincy Pondexter, O.J. Mayo, Mike Conley, Lionel Hollins, Jeremy Pargo, Gilbert Arenas, Tony Allen Not Pictured: Josh Selby

Player	--Field Goals--					--3-Point FG--			--Free Throws--			--Rebounds--											
	G	GS	Min	FG	FGA	Pct	FG	FGA	Pct	FT	FTA	Pct	Off	Def	Tot	Stl	To	Blk	Pts	Avg			
Gay	65	65	2422	485	1067	.455	54	173	.312	208	263	.791	130	287	417	147	138	1	95	161	55	1232	19.0
Gasol	65	65	2370	357	740	.482	1	12	.083	237	317	.748	120	459	579	204	201	0	62	121	121	952	14.6
Conley	62	61	2174	296	684	.433	60	159	.377	136	158	.861	22	134	156	404	133	1	136	125	11	788	12.6
Mayo	66	0	1771	300	736	.408	100	275	.364	133	172	.773	30	180	210	169	137	2	71	124	23	833	12.6
Randolph	28	8	735	132	285	.463	2	8	.250	58	88	.659	78	147	225	48	57	0	21	40	4	324	11.6
Allen	58	57	1525	210	448	.469	8	26	.308	140	175	.800	98	135	233	79	142	0	104	94	33	568	9.8
Speights	60	54	1345	221	488	.453	0	3	.000	84	109	.771	133	241	374	48	147	2	21	74	29	526	8.8
Cunningham	64	5	1124	144	279	.516	0	2	.000	45	69	.652	91	155	246	37	98	0	42	29	34	333	5.2
Arenas	17	0	211	26	64	.406	13	39	.333	7	10	.700	2	16	18	18	35	0	11	12	1	72	4.2
Pondexter	64	8	1002	108	239	.452	22	73	.301	33	53	.623	55	71	126	27	90	0	27	30	5	271	4.2
Young	21	2	240	32	83	.386	0	9	.000	10	12	.833	14	27	41	9	12	0	11	9	2	74	3.5
Hudson	3	0	20	3	11	.273	1	3	.333	2	3	.667	0	0	0	1	0	0	0	0	0	9	3.0
Pargo	44	5	424	50	150	.333	10	38	.263	16	27	.593	12	25	37	55	46	0	15	46	0	126	2.9
Selby	28	0	237	25	72	.347	2	15	.133	11	14	.786	2	13	15	30	17	0	7	29	0	63	2.3
Haddadi	35	0	206	26	48	.542	0	1	.000	18	26	.692	28	43	71	8	43	1	1	21	26	70	2.0
Davis	15	0	130	10	27	.370	4	13	.308	4	8	.500	16	11	27	6	19	0	7	3	1	28	1.9
Skinner	1	0	4	0	1	.000	0	0	---	0	0	---	0	0	0	1	0	0	0	0	0	0	0.0
GRIZZLIES	66		15940	2425	5422	.447	277	849	.326	1142	1504	.759	831	1944	2775	1290	1316	7	631	955	345	6269	95.0
OPPONENTS	66		15940	2278	5132	.444	417	1209	.345	1163	1522	.764	729	1954	2683	1274	1275	8	518	1130	363	6136	93.0

QUICK FACTS

- Memphis set a franchise record for both regular season winning percentage (.621) and home winning percentage (.788), finishing the season with a franchise-record tying 11-game home winning streak.
- The Grizzlies clinched the fourth seed in the Western Conference Playoffs and hosted a postseason matchup, a seven-game series with the Los Angeles Clippers, for the first time in team history.
- Memphis led the league in steals (9.6) and forced turnovers (17.1) for the second consecutive season, becoming the first team to pace the NBA in both categories in back-to-back seasons since the 1995-96 and 1996-97 Seattle SuperSonics.
- The Grizzlies finished second in the Southwest Division, earning their highest end-of-season rank in the division.
- **Lionel Hollins** guided Memphis to a 24-14 record without last season's leading scorer and rebounder **Zach Randolph**, who was sidelined after sustaining a torn right MCL on Jan. 1 at Chicago.
- **Tony Allen** earned NBA All-Defensive First Team honors for the first time in his career, becoming the first Grizzlies player ever to be named to the All-Defensive First Team.
- **Marc Gasol** was named to his first career All-Star Game, marking the Grizzlies' third All-Star selection.
- **Mike Conley** set the franchise record for steals per game (2.19) and finished second in the league in the category.

NBA STATISTICAL RANKINGS

Category	Memphis		Opponents		Category	Memphis		Opponents	
Points per game	95.0	20th	93.0	5th	Assists Per Game	19.55	T-24th	19.30	4th
Field Goal Pct.	.447	16th	.444	12th	Steals Per Game	9.56	1st	7.85	16th
Free Throw Pct.	.759	13th	.764	25th	Turnovers Per Game	14.47	T-14th	17.12	1st
3-PT. Field Goal Pct.	.326	25th	.345	11th	Blocks Per Game	5.23	12th	5.50	22th
Offensive Rebounds Per Game	12.59	5th	11.05	12th	Personal Fouls Per Game	19.94	12th	19.32	13th
Defensive Rebounds Per Game	29.45	26th	29.61	8th	Disqualifications	7	T-18th	8	T-10th
Rebounds Per Game	42.0	16th	40.7	7th	Points Per Game Differential	+2.0	12th		

GAME BY GAME



Date	Opponent	Mem	Opp	Hm	Rd	Tot	Atten	Grizzlies Top Scorer	Grizzlies Top Rebounder	Opponent Top Scorer
Dec 26	at San Antonio	L	82	95	0-0	0-1	0-1	18,581	Gay	10 Ginobili
Dec 28	OKLAHOMA CITY	L	95	98	0-1	0-1	0-2	18,119	Randolph	12 Durant
Dec 30	HOUSTON	W	113	93	1-1	0-1	1-2	16,069	Randolph	9 Martin
Jan 1	at Chicago	L	64	104	1-1	0-2	2-2	22,763	Davis, Young	10 Boozer, Brewer
Jan 3	SACRAMENTO	W	113	96	2-1	0-2	3-2	12,391	Gay	15 Fredette
Jan 4	at Minnesota	W	90	86	2-1	1-2	3-3	17,404	Allen	10 Love
Jan 6	at Utah	L	85	94	2-1	1-3	3-4	19,503	Allen, Gasol	11 Jefferson
Jan 8	at L.A. Lakers	L	82	90	2-1	1-4	3-5	18,997	Gay	11 Bryant
Jan 10	OKLAHOMA CITY	L	95	100	2-2	1-4	3-6	13,601	Gasol	14 Westbrook
Jan 12	NEW YORK	W	94	83	3-2	1-4	4-6	15,324	Gay	12 Anthony, Walker
Jan 14	NEW ORLEANS	W	108	99	4-2	1-4	5-6	14,983	Gay	11 Jack
Jan 16	CHICAGO	W	102	86	5-2	1-4	6-6	18,119	Gay	12 Deng
Jan 18	at New Orleans	W	93	87	5-2	2-4	7-6	12,045	Gasol	12 Jack
Jan 20	at Detroit	W	98	81	5-2	3-4	8-6	10,255	Gay	6 Knight
Jan 21	SACRAMENTO	W	128	95	6-2	3-4	9-6	16,562	Gay	15 Greene
Jan 23	at Golden State	W	91	90	6-2	4-4	10-6	17,549	Gay	11 Ellis
Jan 24	at Portland	L	84	97	6-2	4-5	10-7	20,602	Mayo	6 Aldridge
Jan 26	at L.A. Clippers	L	91	98	6-2	4-6	10-8	19,275	Gay	11 Griffin
Jan 28	at Phoenix	L	84	86	6-2	4-7	10-9	14,903	Gasol, Gay	13 Nash
Jan 30	SAN ANTONIO	L	73	83	6-3	4-7	10-10	15,118	Mayo	12 Bonner
Jan 31	DENVER	W	100	97 (ot)	7-3	4-7	11-10	13,651	Gasol, Gay	13 Harrington
Feb 2	at Atlanta	W	96	77	7-3	5-7	12-10	14,211	Gay	13 Smith
Feb 3	at Oklahoma City	L	94	101	7-3	5-8	12-11	18,203	Gasol	14 Gay
Feb 5	at Boston	L	80	98	7-3	5-9	12-12	18,624	Gay	21 Cunningham
Feb 6	SAN ANTONIO	L	84	89	7-4	5-9	12-13	13,527	Gasol	8 Parker
Feb 8	MINNESOTA	W	85	80	8-4	5-9	13-13	13,287	Gay	19 Speights
Feb 10	INDIANA	W	98	92	9-4	5-9	14-13	16,281	Gay	21 Speights
Feb 12	UTAH	L	88	98	9-5	5-9	14-14	14,234	Gay	22 Speights
Feb 14	HOUSTON	W	93	83	10-5	5-9	15-14	13,042	Conley	8 Lowry
Feb 15	at New Jersey	W	105	100	10-5	6-9	16-14	10,885	Gay	25 Speights
Feb 17	DENVER	W	103	102	11-5	6-9	17-14	15,201	Gay	20 Gasol
Feb 18	GOLDEN STATE	W	104	103	12-5	6-9	18-14	17,151	Gay	19 Gasol
Feb 20	at Houston	L	93	97	12-5	6-10	18-15	12,525	Gay	23 Gasol, Gay, Speights
Feb 21	PHILADELPHIA	W	89	76	13-5	6-10	19-15	14,258	Gasol	15 Gasol
Feb 29	DALLAS	W	96	85	14-5	6-10	20-15	17,023	Gasol	11 Terry
Mar 2	at Toronto	W	102	99	14-5	7-10	21-15	17,168	Gay	23 Gay
Mar 3	DETROIT	W	100	83	15-5	7-10	22-15	17,569	Gasol, Mayo	17 Gasol
Mar 7	at Golden State	W	110	92	15-5	8-10	23-15	19,171	Gay	26 Gasol, Gay
Mar 10	at Phoenix	L	91	98	15-5	8-11	23-16	16,350	Gasol	21 Gasol
Mar 11	at Denver	W	94	91	15-5	9-11	24-16	17,737	Mayo	22 Speights
Mar 13	L.A. LAKERS	L	111	116 (2ot)	15-6	9-11	24-17	18,119	Speights	25 Gasol
Mar 16	TORONTO	L	110	114 (ot)	15-7	9-11	24-18	17,239	Gasol	28 Gay
Mar 18	WASHINGTON	W	97	92	16-7	9-11	25-18	15,412	Gay	27 Gay, Randolph
Mar 20	at Sacramento	L	110	119	16-7	9-12	25-19	11,105	Gay	23 Gasol
Mar 22	at Portland	L	93	97	16-7	9-13	25-20	20,636	Gasol	22 Gasol
Mar 24	at L.A. Clippers	L	85	101	16-7	9-14	25-21	19,060	Randolph	14 Gasol, Randolph
Mar 25	at L.A. Lakers	W	102	96	16-7	10-14	26-21	18,997	Gay	18 Randolph
Mar 27	MINNESOTA	W	93	86	17-7	10-14	27-21	14,769	Gay	21 Cunningham
Mar 30	at Houston	L	89	98	17-7	10-15	27-22	16,884	Gay	20 Gasol
Mar 31	at Milwaukee	W	99	95	17-7	11-15	28-22	17,106	Mayo	24 Gasol
Apr 2	at Oklahoma City	W	94	88	17-7	12-15	29-22	18,203	Mayo	22 Speights
Apr 3	GOLDEN STATE	W	98	94	18-7	12-15	30-22	14,310	Mayo	19 Allen
Apr 4	at Dallas	L	85	95	18-7	12-16	30-23	20,233	Mayo	17 Gasol
Apr 6	at Miami	W	97	82	18-7	13-16	31-23	20,008	Gay	17 Randolph
Apr 7	DALLAS	W	94	89	19-7	13-16	32-23	18,119	Gay	25 Randolph
Apr 9	L.A. CLIPPERS	W	94	85	20-7	13-16	33-23	17,219	Gasol	18 Randolph
Apr 11	PHOENIX	W	104	93	21-7	13-16	34-23	15,239	Gay	32 Randolph
Apr 12	at San Antonio	L	97	107	21-7	13-17	34-24	18,581	Gay	19 Randolph
Apr 14	UTAH	W	103	98	22-7	13-17	35-24	17,190	Gay	26 Gay
Apr 15	at New Orleans	L	75	88	22-7	13-18	35-25	15,570	Gay	24 Randolph
Apr 17	at Minnesota	W	91	84	22-7	14-18	36-25	16,709	Gay	28 Randolph
Apr 18	NEW ORLEANS	W	103	91	23-7	14-18	37-25	14,507	Gay	26 Randolph
Apr 20	at Charlotte	W	85	80	23-7	15-18	38-25	13,428	Conley	20 Gay, Randolph
Apr 21	PORTLAND	W	93	89	24-7	15-18	39-25	17,904	Gay	21 Speights
Apr 23	CLEVELAND	W	109	101	25-7	15-18	40-25	15,504	Gasol, Speights	17 Speights
Apr 26	ORLANDO	W	88	76	26-7	15-18	41-25	17,215	Gasol	22 Randolph

INTRO
PLAYERS
EXECUTIVE
BASEBALL OPS
BUSINESS OPS
MEDIA
COMMUNITY
HISTORY
PLAYOFFS
REVIEW
OPPONENTS
NBA
FEDERATION
AT A GLANCE



SEASON REVIEW

2010-11 MEMPHIS GRIZZLIES (46-36)



Back Row, standing (L-R): Damon Stoudamire, Gary Schmidt, Johnny Davis, Mitchell Anderson, Leon Powe, Rudy Gay, Zach Randolph, Hamed Haddadi, Marc Gasol, Darrell Arthur, Shane Battier, Sam Young, Drew Graham, Henry Bibby, David Joergel, Kelly Lambert, Barry Hecker. **Front Row, sitting (L-R):** Xavier Henry, Tony Allen, Ish Smith, Lionel Hollins, Mike Conley, O.J. Mayo, Greivis Vasquez. Not Pictured: Jason Williams.

Player	--Field Goals--			--3-Point FG--			-Free Throws-		--Rebounds--				PF	Dq	Stl	TO	Blk	Pts	Avg				
	G	GS	Min	FG	FGA	Pct	FG	FGA	Pct	FT	FTA	Pct								Off	Def	Tot	Ast
Randolph	75	74	2724	598	1188	.503	8	43	.186	300	396	.758	326	588	914	163	175	0	63	151	25	1504	20.1
Gay	54	54	2152	409	869	.471	57	144	.396	194	241	.805	82	254	336	153	131	2	91	135	58	1069	19.8
Conley	81	81	2872	423	953	.444	80	217	.369	181	247	.733	32	215	247	528	182	0	144	176	18	1107	13.7
Gasol	81	81	2586	364	691	.527	3	7	.429	220	294	.748	154	415	569	200	265	2	74	146	136	951	11.7
Mayo	71	17	1869	304	747	.407	96	264	.364	99	131	.756	35	135	170	145	127	0	73	99	26	803	11.3
Arthur	80	9	1609	310	624	.497	0	6	.000	109	134	.813	115	227	342	53	228	4	52	88	63	729	9.1
Allen	72	31	1494	251	492	.510	4	23	.174	137	182	.753	70	123	193	104	161	0	129	86	44	643	8.9
Young	78	46	1577	233	494	.472	17	50	.340	89	116	.767	40	147	187	71	120	0	68	61	23	572	7.3
Powe	16	0	141	30	60	.500	0	2	.000	28	46	.609	8	17	25	5	24	0	3	7	1	88	5.5
Battier	23	0	557	43	101	.426	14	42	.333	15	17	.882	32	60	92	32	31	0	16	16	10	115	5.0
Henry	38	16	527	65	160	.406	2	17	.118	33	52	.635	9	28	37	18	48	0	11	13	3	165	4.3
Vasquez	70	1	860	95	233	.408	25	86	.291	34	44	.773	12	61	73	151	83	0	22	70	4	249	3.6
Haddadi	31	0	168	30	58	.517	0	1	.000	15	23	.652	24	44	68	5	29	0	2	11	13	75	2.4
Williams	11	0	124	9	29	.310	3	15	200	0	0	---	0	8	8	28	2	0	3	7	1	21	1.9
Smith	15	0	113	11	32	.344	0	2	.000	5	11	.455	1	4	5	15	11	0	5	8	0	27	1.8
Carroll	7	0	39	4	9	.444	0	0	---	2	2	1.000	2	6	8	2	5	0	1	0	1	10	1.4
Thabeet	45	0	369	17	39	.436	0	0	---	19	35	.543	24	51	75	4	73	0	9	17	15	53	1.2
Law	11	0	94	3	19	.158	0	6	.000	6	10	.600	3	8	11	14	10	0	4	10	0	12	1.1
Carney	2	0	5	3	3	.333	0	1	.000	0	0	---	1	0	1	0	0	0	1	0	0	2	1.0
GRIZZLIES	82		19880	3200	6801	.471	309	926	.334	1486	1981	.750	970	2391	3361	1691	1705	8	771	1145	441	8195	99.9
OPPONENTS	82		19880	2967	6489	.457	587	1592	.369	1482	1948	.761	905	2387	3292	1724	1754	12	613	1367	505	8003	97.6

QUICK FACTS

- Earning their first postseason berth since the 2005-06 season, the Memphis Grizzlies captivated fans nationwide with a 13-game run through the NBA Playoffs that included a first-round upset over the top-seeded San Antonio Spurs and a thrilling seven-game series with the Oklahoma City Thunder.
- Memphis won the first seven postseason games in franchise history, advancing to the conference semifinals for the first time and selling out all six home playoff games at FedExForum.
- The Grizzlies became the second eight-seed in NBA history to eliminate a one-seed in a seven-game series (Golden State over Dallas in 2007).
- Memphis competed in a triple-overtime epic with Oklahoma City in Game 4 of the Western Conference Semifinals at FedExForum, tying the longest game in team history and marking the longest game in club postseason history.
- Memphis won 30 home games, tying the second-highest single-season win total in club history, behind only the 2003-04 season (31-10).
- Lionel Hollins** became the franchise's all-time winningest head coach, eclipsing **Mike Fratello** with his 96th victory on Jan. 31 vs. Orlando. Under Hollins, Memphis led the league in both steals and forced turnovers while posting a winning record in four consecutive calendar months (January-April) for the first time in team history.
- Zach Randolph** was named to the All-NBA Third Team, the first All-NBA selection for both Randolph and the Grizzlies franchise. Randolph earned numerous honors during the season, including the NBA Western Conference Player of the Month Award for January, three NBA Player of the Week Awards and the NBA Community Assist Award for December, all career firsts.
- After finishing fourth in the NBA Defensive Player of the Year voting, **Tony Allen** was selected to the NBA All-Defensive Second Team in his first season with the Grizzlies. This marks the first appearance on the All-Defensive Team by a Grizzlies player.
- Rudy Gay** drained a game-winning pull-up jumper over **LeBron James** as time expired to give Memphis a 97-95 victory over Miami on Nov. 20 at FedExForum.
- Mike Conley** led the team in assists per game (6.5) for the fourth consecutive season.

NBA STATISTICAL RANKINGS

Category	Memphis		Opponents		Category	Memphis		Opponents	
Points per game	99.9	12th	97.6	13th	Assists Per Game	20.62	T-21st	21.02	14th
Field Goal Pct.	.471	6th	.457	14th	Steals Per Game	9.40	1st	7.48	20th
Free Throw Pct.	.750	23rd	.761	11th	Turnovers Per Game	13.96	T-12th	16.67	1st
3-Pt. Field Goal Pct.	.334	27th	.369	24th	Blocks Per Game	5.38	7th	6.16	30th
Offensive Rebounds Per Game	11.83	6th	11.04	18th	Personal Fouls Per Game	20.79	17th	21.39	T-8th
Defensive Rebounds Per Game	29.16	24th	29.11	T-4th	Disqualifications	8	T-8th	12	T-9th
Rebounds Per Game	41.0	16th	40.1	8th	Points Per Game Differential	+2.3	10th		

GAME BY GAME



Date	Opponent	Mem	Opp	Hm	Rd	Tot	Atten	Grizzlies Top Scorer	Grizzlies Top Rebounder	Opponent Top Scorer			
Oct 27	ATLANTA	L 104	119	0-1	0-0	0-1	17,519	Conley	23	Gay	10	Johnson	22
Oct 29	at Dallas	W 91	90	0-1	1-0	1-1	20,060	Gay	21	Gasol	15	Nowitzki	27
Oct 30	MINNESOTA	W 109	89	1-1	1-0	2-1	12,753	Mayo	29	Gasol	8	Ellington	15
Nov 2	at L.A. Lakers	L 105	124	1-1	1-1	2-2	18,997	Gay	30	Gasol	8	Bryant	23
Nov 3	at Golden State	L 109	115	1-1	1-2	2-3	16,607	Gay	35	Gasol	8	Ellis	39
Nov 5	at Phoenix	L 118	123(ot)	1-1	1-3	2-4	16,470	Gasol, Gay	26	Randolph	14	Richardson	38
Nov 6	at Sacramento	W 100	91	1-1	2-3	3-4	14,085	Gay	32	Randolph	11	Evans	30
Nov 8	PHOENIX	W 109	99	2-1	2-3	4-4	10,786	Randolph	23	Randolph	20	Hill	19
Nov 10	DALLAS	L 91	106	2-2	2-3	4-5	10,767	Randolph	23	Gay, Randolph	9	Terry	25
Nov 13	BOSTON	L 110	116(ot)	2-3	2-3	4-6	18,119	Gay	22	Randolph	11	Pierce	28
Nov 15	at Orlando	L 72	89	2-3	2-4	4-7	18,846	Gasol	14	Gay, Randolph	9	Carter	19
Nov 16	PORTLAND	L 99	100	2-4	2-4	4-8	10,827	Gay	20	Randolph	14	Mathews	30
Nov 19	at Washington	L 86	89	2-4	2-5	4-9	13,504	Randolph	19	Randolph	12	Arnetas	24
Nov 20	MIAMI	W 97	95	3-4	2-5	5-9	18,119	Randolph	21	Randolph	13	James	29
Nov 24	DETROIT	W 105	84	4-4	2-5	6-9	11,283	Randolph	21	Randolph	14	Stuckey	17
Nov 26	GOLDEN STATE	W 116	111	5-4	2-5	7-9	14,753	Gay	25	Randolph	7	Biedrins	28
Nov 27	at Cleveland	L 86	92	5-4	2-6	7-10	20,562	Gay	17	Randolph	11	Bryant	25
Nov 30	L.A. LAKERS	W 98	96	6-4	2-6	8-10	17,638	Conley	28	Gasol	9	Williams	29
Dec 1	at Atlanta	L 109	112	6-4	2-7	8-11	11,513	Gay	23	Randolph	19	Horford	20
Dec 3	HOUSTON	L 111	127	6-5	2-7	8-12	14,577	Gay	29	Randolph	8	Lowry, Martin	28
Dec 5	at Denver	L 107	108	6-5	2-8	8-13	15,017	Gay	24	Randolph	12	Nene	27
Dec 6	at Utah	L 85	94	6-5	2-9	8-14	19,131	Conley	19	Randolph	14	Williams	27
Dec 8	at Phoenix	W 104	98(ot)	6-5	3-9	9-14	16,288	Randolph	34	Randolph	17	Dragic	17
Dec 11	at L.A. Clippers	W 85	84	6-5	4-9	10-14	14,970	Randolph	18	Randolph	13	Gordon	20
Dec 13	PORTLAND	W 86	73	7-5	4-9	11-14	10,467	Randolph	25	Randolph	20	Mathews	18
Dec 15	CHARLOTTE	W 113	80	8-5	4-9	12-14	12,219	Mayo	24	Gasol	10	Jackson	16
Dec 17	at Houston	L 87	103	8-5	4-10	12-15	14,534	Gay, Young	19	Randolph	9	Martin	34
Dec 18	at San Antonio	L 106	112(ot)	8-5	4-11	12-16	18,581	Mayo	27	Randolph	21	Parker	37
Dec 21	NEW JERSEY	L 94	101	8-6	4-11	12-17	14,113	Gasol	19	Randolph	14	Lopez	26
Dec 26	at Indiana	W 104	90	8-6	5-11	13-17	12,630	Gay	30	Randolph	16	Granger	29
Dec 27	TORONTO	W 96	85	9-6	5-11	14-17	14,971	Randolph	21	Allen, Randolph	8	Kleiza	22
Dec 29	at Sacramento	L 98	100	9-6	5-12	14-18	12,636	Randolph	35	Randolph	17	Udrih	24
Jan 1	at Utah	L 92	98	9-6	5-13	14-19	19,732	Randolph	27	Randolph	16	Millsap	22
Jan 2	at L.A. Lakers	W 104	85	9-6	6-13	15-19	18,997	Gay	27	Gasol	10	Bryant	28
Jan 4	OKLAHOMA CITY	W 110	105	10-6	6-13	16-19	12,765	Randolph	31	Randolph	16	Durant, Westbrook	20
Jan 7	UTAH	W 110	99	11-6	6-13	17-19	14,781	Gay	28	Randolph	11	Millsap	28
Jan 8	at Oklahoma City	L 100	109	11-6	6-14	17-20	18,203	Randolph	27	Randolph	16	Durant	40
Jan 10	at Charlotte	L 82	96	11-6	6-15	17-21	10,188	Randolph	15	Randolph	15	Jackson	27
Jan 12	at Detroit	W 107	99	11-6	7-15	18-21	13,068	Randolph	34	Randolph	17	Gordon	25
Jan 15	DALLAS	W 89	70	12-6	7-15	19-21	15,812	Randolph	23	Randolph	20	Mahmimi	17
Jan 17	CHICAGO	L 84	96	12-7	7-15	19-22	11,199	Randolph	21	Randolph	13	Deng	28
Jan 19	at New Orleans	L 102	103(ot)	12-7	7-16	19-23	18,519	Conley, Gay	22	Gasol, Randolph	10	Paul	20
Jan 21	HOUSTON	W 115	110	13-7	7-16	20-23	13,458	Randolph	29	Randolph	19	Martin	32
Jan 22	at Milwaukee	W 94	81	13-7	8-16	21-23	16,157	Gasol	24	Gasol	16	Boytis	23
Jan 24	at Toronto	W 100	98	13-7	9-16	22-23	14,127	Gay	21	Randolph	12	Bargnani	29
Jan 26	at New Jersey	L 88	93	13-7	9-17	22-24	8,866	Gay	22	Randolph	16	Morrow	19
Jan 28	at Philadelphia	W 99	94	13-7	10-17	23-24	14,289	Randolph	22	Randolph	12	Holiday, Meeks	16
Jan 29	WASHINGTON	W 107	93	14-7	10-17	24-24	14,722	Randolph	24	Randolph	20	Wall	14
Jan 31	ORLANDO	W 100	97	15-7	10-17	25-24	13,513	Conley	26	Randolph	9	Howard	25
Feb 2	at Minnesota	W 102	84	15-7	11-17	26-24	12,662	Randolph	23	Randolph	13	Beasley	19
Feb 4	CLEVELAND	W 112	105	16-7	11-17	27-24	11,932	Randolph	29	Randolph	13	Hicksion	31
Feb 5	at Houston	L 93	95(ot)	16-7	11-18	27-25	18,195	Randolph	22	Randolph	17	Martin	31
Feb 7	L.A. LAKERS	L 84	93	16-8	11-18	27-26	18,119	Young	22	Gasol, Randolph	12	Bryant	19
Feb 8	at Oklahoma City	W 105	101(ot)	16-8	12-18	28-26	17,868	Randolph	31	Randolph	14	Durant	31
Feb 11	MILWAUKEE	W 89	86	17-8	12-18	29-26	14,749	Conley	23	Gay	10	Maggette	22
Feb 13	DENVER	W 116	108	18-8	12-18	30-26	15,398	Arthur	24	Randolph	16	Anthony	23
Feb 15	PHILADELPHIA	W 102	91	19-8	12-18	31-26	11,197	Conley	22	Randolph	10	Young	28
Feb 22	at Denver	L 107	120	19-8	12-19	31-27	14,638	Allen	26	Allen, Randolph	8	Smith	26
Feb 23	at Minnesota	W 104	95	19-8	13-19	32-27	11,497	Randolph	24	Randolph	10	Ellington	20
Feb 26	SACRAMENTO	W 120	92	20-8	13-19	33-27	16,028	Randolph	23	Randolph	12	Udrih	24
Feb 27	at San Antonio	L 88	95	20-8	13-20	33-28	18,581	Randolph	24	Randolph	17	Ginobili	35
Mar 1	SAN ANTONIO	W 109	93	21-8	13-20	34-28	13,480	Arthur, Randolph	21	Randolph	10	Neal	14
Mar 4	NEW ORLEANS	L 91	98	21-9	13-20	34-29	15,367	Randolph	20	Randolph	11	Paul	23
Mar 6	at Dallas	W 104	103	21-9	14-20	35-29	20,102	Randolph	29	Battier	11	Terry	26
Mar 7	OKLAHOMA CITY	W 107	101	22-9	14-20	36-29	13,903	Allen, Conley	20	Battier, Mayo	7	Westbrook	27
Mar 9	NEW YORK	L 108	110	22-10	14-20	36-30	17,512	Allen	22	Randolph	11	Anthony	31
Mar 12	at Miami	L 85	118	22-10	14-21	36-31	19,600	Mayo	19	Randolph	9	Wade	28
Mar 14	L.A. CLIPPERS	W 102	85	23-10	14-21	37-31	15,989	Randolph	30	Randolph	12	Bledsoe	19
Mar 17	at New York	L 99	120	23-10	14-22	37-32	19,763	Conley	16	Arthur	7	Douglas	29
Mar 19	INDIANA	W 99	78	24-10	14-22	38-32	17,013	Allen	19	Allen	11	Collison, Granger	17
Mar 21	UTAH	W 103	85	25-10	14-22	39-32	12,688	Randolph	19	Randolph	13	Millsap	15
Mar 23	at Boston	W 90	87	25-10	15-22	40-32	18,624	Powe, Randolph	13	Gasol	11	Pierce	22
Mar 25	at Chicago	L 96	99	25-10	15-23	40-33	22,274	Randolph	16	Gasol	11	Rose	24
Mar 27	SAN ANTONIO	W 111	104	26-10	15-23	41-33	17,098	Allen, Randolph	23	Randolph	11	Hill	30
Mar 30	GOLDEN STATE	W 110	91	27-10	15-23	42-33	13,815	Allen	21	Randolph	13	Ellis, Wright	16
Apr 1	at New Orleans	W 93	81	27-10	16-23	43-33	16,561	Randolph	28	Gasol, Randolph	10	Landry	19
Apr 2	MINNESOTA	W 106	89	28-10	16-23	44-33	15,327	Randolph	22	Gasol	9	Beasley	20
Apr 5	L.A. CLIPPERS	L 81	82	28-11	16-23	44-34	15,433	Conley	20	Gasol	15	Williams	16
Apr 8	SACRAMENTO	W 106	96	29-11	16-23	45-34	16,517	Randolph	27	Randolph	15	Thornhill	18
Apr 10	NEW ORLEANS	W 111	89	30-11	16-23	46-34	17,041	Mayo	17	Gasol, Haddadi	7	Beantoni	18
Apr 12	at Portland	L 89	102	30-11	16-24	46-35	20,662	Conley	17	Gasol, Haddadi	10	Aldridge	22
Apr 13	at L.A. Clippers	L 103	110	30-11	16-25	46-36	19,060	Young	22	Arthur	9	Griffin	31

INTRO

PLAYERS

EXECUTIVE

BASKETBALL OPS

BUSINESS OPS

MEDIA

COMMUNITY

HISTORY

PLAYOFFS

REVIEW

OPPONENTS

NBA

FEDERATION

AT A GLANCE



SEASON REVIEW

2009-10 MEMPHIS GRIZZLIES (40-42)



Back Row, standing (L-R): Drew Graham, Damon Stoudamire, Johnny Davis, Gary Schmidt, Mitchell Anderson, Darrell Arthur, Rudy Gay, Marc Gasol, Hasheem Thabeet, Hamed Haddadi, Zach Randolph, DeMarre Carroll, Henry Bibby, Jim Scholler, David Joergel, Jason Biles, Barry Hecker. **Front Row, sitting (L-R):** Sam Young, O.J. Mayo, Mike Conley, Lionel Hollins, Marcus Williams, Jamaal Tinsley, Ronnie Brewer. Not Pictured: Lester Hudson.

Player	--Field Goals--			--3-Point FG--			-Free Throws-			--Rebounds--					PF	Dq	Stl	TO	Blk	Pts	Avg		
	G	GS	Min	FG	FGA	Pct	FG	FGA	Pct	FT	FTA	Pct	Off	Def								Tot	Ast
Randolph	81	81	3051	652	1336	.488	15	52	.288	362	465	.778	330	620	950	149	226	3	80	174	34	1681	20.8
Gay	80	80	3175	600	1288	.466	66	202	.327	301	400	.753	115	357	472	153	201	0	118	169	64	1567	19.6
Mayo	82	82	3113	542	1183	.458	136	355	.383	212	262	.809	61	250	311	242	174	1	98	176	17	1432	17.5
Gasol	69	69	2469	378	651	.581	0	1	.000	252	376	.670	208	432	640	165	254	3	69	135	109	1008	14.6
Iverson	3	0	67	15	26	.577	1	1	1.000	6	12	.500	1	3	4	11	5	0	1	7	0	37	12.3
Conley	80	80	2569	369	830	.445	82	212	.387	139	187	.743	30	161	191	425	178	4	109	170	12	959	12.0
Young	80	1	1321	224	497	.451	11	56	.196	136	175	.777	77	124	201	52	106	0	34	94	20	595	7.4
Arthur	32	1	457	63	146	.432	0	1	.000	17	30	.567	37	73	110	15	60	0	14	22	14	143	4.5
Williams	62	1	872	104	271	.384	24	81	.296	37	55	.673	13	80	93	161	43	0	32	74	1	269	4.3
Hudson	9	0	61	14	35	.400	2	11	.182	6	7	.857	4	6	10	5	5	0	5	5	1	36	4.0
Tinsley	38	1	589	52	140	.371	7	39	.179	22	27	.815	11	55	66	108	67	0	33	63	5	133	3.5
Thabeet	68	13	883	77	131	.588	0	0	---	54	93	.581	85	158	243	11	162	1	15	43	89	208	3.1
Carroll	71	1	795	88	222	.396	0	6	.000	33	53	.623	53	97	150	33	107	1	28	24	9	209	2.9
Hunter	21	0	158	17	43	.395	0	0	---	19	36	.528	18	24	42	0	10	0	1	9	10	53	2.5
Brewer	5	0	80	3	13	.231	0	0	---	4	5	.800	1	6	7	3	0	0	6	2	0	10	2.0
Haddadi	36	0	240	24	62	.387	0	3	.000	14	19	.737	26	49	75	10	57	0	1	20	14	62	1.7
Gilder	2	0	5	1	1	1.000	0	0	---	0	0	---	0	1	1	0	0	0	1	0	0	2	1.0
GRIZZLIES	82		19905	3223	6875	.469	344	1020	.337	1614	2202	.733	1070	2496	3566	1543	1655	13	645	1248	399	8404	102.5
OPPONENTS	82		19905	3277	6849	.478	572	1618	.354	1402	1858	.755	907	2349	3256	1875	1840	19	635	1165	501	8528	104.0

QUICK FACTS

- The Memphis Grizzlies finished with a 40-42 record (.488), a 16-game improvement over the 2008-09 season, second in the NBA behind the Oklahoma City Thunder.
- Team established the longest home and road winning streaks in franchise history, winning 11 straight at FedExForum from Dec. 18, 2009-Jan. 25, 2010 and seven-in-a-row away from home from Feb. 17-March 10, 2010.
- In his first season with the team, **Zach Randolph** led the team in scoring (20.8 points) and rebounding (11.7) while setting or tying 16 franchise records en route to his first career All-Star appearance.
- Grizzlies set franchise records in scoring (102.5 points) and field goal percentage (.469).
- Head Coach **Lionel Hollins** is named the Western Conference Coach of the Month after leading the Grizzlies to a 9-4 record (.692) in December, the best December record and sixth-highest winning percentage in a single month in team history.
- Memphis defeated every NBA division leader, including the Cleveland Cavaliers, Los Angeles Lakers, Orlando Magic, Boston Celtics, Dallas Mavericks and Denver Nuggets.
- The Grizzlies won 39 of their final 74 games (.527) following a 1-8 start to the season.
- The club snapped long-standing road losing streaks against the San Antonio Spurs (10 games), New Orleans Hornets (eight games), Phoenix Suns (seven games), Chicago Bulls (five games), Portland Trail Blazers (four games) and Philadelphia 76ers (four games).
- Marc Gasol** set a franchise record for field goal percentage (.581, 4th in the NBA), breaking the previous mark held by his brother Pau (.538 in 2006-07).

NBA STATISTICAL RANKINGS

Category	Memphis		Opponents		Category	Memphis		Opponents	
Points per game	102.5	7th	104.0	24th	Assists Per Game	18.82	29th	22.87	23rd
Field Goal Pct.	.469	9th	.478	24th	Steals Per Game	7.87	7th	7.74	24th
Free Throw Pct.	.733	25th	.755	12th	Turnovers Per Game	15.22	27th	14.21	17th
3-Pt. Field Goal Pct.	.337	26th	.354	15th	Blocks Per Game	4.87	18th	6.11	28th
Offensive Rebounds Per Game	13.05	1st	11.06	15th	Personal Fouls Per Game	20.18	12th	22.44	T-2nd
Defensive Rebounds Per Game	30.44	18th	28.65	2nd	Disqualifications	13	T-22nd	19	3rd
Rebounds Per Game	43.5	4th	39.7	7th	Points Per Game Differential	-1.5	17th		

GAME BY GAME



Date	Opponent	Mem	Opp	Hm	Rd	Tot	Atten	Grizzlies		Opponent			
								Top Scorer	Top Rebounder	Top Scorer	Top Scorer		
Oct 28	DETROIT	L 74	96	0-1	0-0	0-1	17,212	Gasol	21	Gasol	15	Hamilton	25
Oct 30	TORONTO	W 115	107	1-1	0-0	1-1	10,563	Randolph	30	Gay	9	Bosh	37
Nov 1	at Denver	L 123	133	1-1	0-1	1-2	15,823	Mayo	40	Gasol	11	Anthony	42
Nov 2	at Sacramento	L 116	127(ot)	1-1	0-2	1-3	17,317	Randolph	30	Gasol, Randolph	16	Martin	48
Nov 4	at Golden State	L 105	113	1-1	0-3	1-4	17,457	Gay	29	Gasol	14	Ellis, Morrow	24
Nov 6	at L.A. Lakers	L 98	114	1-1	0-4	1-5	15,997	Gay	22	Randolph	15	Bryant	41
Nov 7	at L.A. Clippers	L 110	113	1-1	0-5	1-6	15,399	Gay	33	Gasol	13	Kaman	26
Nov 10	PORTLAND	L 79	93	1-2	0-5	1-7	10,589	Gasol	20	Randolph	12	Roy	22
Nov 11	at Houston	L 79	104	1-2	0-6	1-8	17,220	Mayo	19	Gasol, Hunter	10	Scola	20
Nov 14	MINNESOTA	W 97	87	2-2	0-6	2-8	10,019	Gay, Mayo	19	Gasol	16	Brewer	16
Nov 18	L.A. CLIPPERS	W 106	91	3-2	0-6	3-8	10,012	Gay, Randolph	21	Gasol, Randolph	8	B. Davis	23
Nov 20	at Philadelphia	W 102	97	3-2	1-6	4-8	14,269	Gay	33	Randolph	11	Williams	31
Nov 21	MILWAUKEE	L 98	103	3-3	1-6	4-9	11,209	Gay	24	Gasol	14	Jennings	26
Nov 23	SACRAMENTO	W 116	105	4-3	1-6	5-9	10,109	Gay	24	Gay	8	Evans	28
Nov 25	at Phoenix	L 111	126	4-3	1-7	5-10	18,284	Randolph	24	Randolph	13	Stoudemire	28
Nov 27	at Portland	W 106	96	4-3	2-7	6-10	20,540	Randolph	21	Gasol	15	Roy	26
Nov 29	at L.A. Clippers	L 88	98	4-3	2-8	6-11	14,854	Gasol	26	Gay	10	Gordon	29
Nov 30	at Utah	L 93	120	4-3	2-9	6-12	18,469	Mayo	20	Randolph	9	Brewer	25
Dec 2	at Minnesota	W 97	95	4-3	3-9	7-12	11,408	Corley, Gay, Randolph	20	Randolph	10	Gomes	20
Dec 4	DALLAS	W 98	82	5-3	3-9	8-12	13,020	Mayo	25	Randolph	15	Terry	18
Dec 8	CLEVELAND	W 111	109(ot)	6-3	3-9	9-12	16,325	Randolph	32	Randolph	14	James	43
Dec 11	OKLAHOMA CITY	L 94	102	6-4	3-9	9-13	13,048	Corley	20	Randolph	20	Durant	32
Dec 13	at Miami	W 118	90	6-4	4-9	10-13	14,465	Gay	41	Gasol	15	Wade	25
Dec 14	BOSTON	L 105	110	6-5	4-9	10-14	14,193	Gay	23	Gasol, Thabeet	8	Pierce	19
Dec 16	at Atlanta	W 107	110	6-5	4-10	10-15	13,013	Young	20	Randolph	10	Johnson	26
Dec 18	INDIANA	W 107	94	7-5	4-10	11-15	13,217	INDIANA	26	Randolph	16	Dunleavy, Ford	16
Dec 20	DENVER	W 102	96	8-5	4-10	12-15	13,385	Randolph	32	Randolph	24	Anthony	24
Dec 22	GOLDEN STATE	W 121	108	9-5	4-10	13-15	12,827	Randolph	33	Randolph	18	Maggette	25
Dec 26	at Dallas	L 101	106	9-5	4-11	13-16	20,195	Randolph	27	Randolph	14	Terry	23
Dec 28	WASHINGTON	W 116	111(ot)	10-5	4-11	14-16	14,571	Mayo	28	Randolph	19	Arenas	30
Dec 30	at Indiana	W 121	110	10-5	5-11	15-16	14,741	Gay	31	Randolph	13	Head	30
Jan 2	at Phoenix	W 128	103	10-5	6-11	16-16	17,135	Mayo	25	Randolph	11	Stoudemire	29
Jan 5	at Portland	W 109	104	10-5	7-11	17-16	20,278	Mayo, Randolph	27	Randolph	14	Roy	27
Jan 6	at Utah	L 94	117	10-5	7-12	17-17	19,008	Young	22	Gay	8	Miles	24
Jan 8	UTAH	W 91	89	11-5	7-12	18-17	14,213	Randolph	29	Randolph	15	Okur	16
Jan 9	at Charlotte	L 87	89	11-5	7-13	18-18	15,438	Mayo	25	Randolph	12	Felton	19
Jan 12	L.A. CLIPPERS	W 104	102	12-5	7-13	19-18	11,004	Gay, Gasol	24	Gasol	15	B. Davis	27
Jan 15	MINNESOTA	W 135	110	13-5	7-13	20-18	12,812	Gay	21	Randolph	12	Brewer	22
Jan 16	SAN ANTONIO	W 92	86	14-5	7-13	21-18	14,116	Randolph	23	Randolph	15	Duncan	23
Jan 18	PHOENIX	W 125	118	15-5	7-13	22-18	18,119	Gay	31	Randolph	11	Nash	22
Jan 20	at New Orleans	L 111	113	15-5	7-14	22-19	14,238	Gay	26	Randolph	12	Paul, West	21
Jan 22	OKLAHOMA CITY	W 86	84	16-5	7-14	23-19	12,948	Gay, Randolph	25	Gasol	13	Durant	30
Jan 25	ORLANDO	W 99	94	17-5	7-14	24-19	12,273	Randolph	23	Randolph	19	Howard	27
Jan 27	at Detroit	W 99	93	17-5	8-14	25-19	14,886	Gasol	25	Randolph	13	Stuckey	17
Jan 29	at San Antonio	L 97	104	17-5	8-15	25-20	18,088	Mayo	28	Randolph	13	Duncan	22
Jan 30	NEW ORLEANS	L 102	109(ot)	17-6	8-15	25-21	12,317	Gasol, Randolph	25	Gasol	16	West	19
Feb 1	L.A. LAKERS	W 95	93	18-6	8-15	26-21	18,119	Gay	25	Randolph	17	Bryant	44
Feb 2	at Cleveland	L 89	105	18-6	8-16	26-22	20,562	Gay	15	Mayo	6	James	19
Feb 5	HOUSTON	L 83	101	18-7	8-16	26-23	14,531	Gasol	17	Gasol, Randolph	8	Brooks	22
Feb 6	at Minnesota	L 102	109	18-7	8-17	26-24	14,159	Gay	27	Randolph	13	Gomes	26
Feb 9	ATLANTA	L 94	108	18-8	8-17	26-25	10,491	Randolph	20	Randolph	14	Crawford	28
Feb 16	PHOENIX	L 95	109	18-9	8-17	26-26	11,508	Gay	21	Randolph	15	Richardson	27
Feb 17	at Toronto	W 109	102(ot)	18-9	9-17	27-26	16,829	Gay	29	Randolph	11	Bosh	32
Feb 19	MIAMI	L 87	100(2ot)	18-10	9-17	27-27	16,127	Gasol	22	Randolph	19	Beasley	30
Feb 21	at New Jersey	W 104	94	18-10	10-17	28-27	12,076	Gay	29	Randolph	10	Lopez	26
Feb 23	L.A. LAKERS	L 98	99	18-11	10-17	28-28	18,119	Mayo	25	Randolph	14	Bryant	32
Feb 24	at Washington	W 99	94	18-11	11-17	29-28	11,875	Randolph	22	Randolph	9	Blatche	24
Feb 26	CHARLOTTE	L 89	93	18-12	11-17	29-29	14,713	Randolph	24	Randolph	10	Jackson	32
Feb 27	at New York	W 120	109	18-12	12-17	30-29	19,763	Randolph	31	Randolph	25	Harrington	31
Mar 1	PORTLAND	L 93	103	18-13	12-17	30-30	11,123	Randolph	22	Gasol	11	Roy	25
Mar 3	at New Orleans	W 104	100	18-13	13-17	31-30	14,347	Randolph	26	Randolph	11	Thornton	24
Mar 4	at Chicago	W 105	96	18-13	14-17	32-30	19,187	Randolph	31	Randolph	18	Deng	23
Mar 6	SAN ANTONIO	L 92	102	18-14	14-17	32-31	15,928	Mayo	23	Gasol	13	Jefferson	18
Mar 8	NEW JERSEY	W 107	101	19-14	14-17	33-31	10,317	Corley, Gay	21	Gasol	13	Lee	30
Mar 10	at Boston	W 111	91	19-14	15-17	34-31	18,624	Gay	28	Gasol, Randolph	10	Allen, Rondo	17
Mar 12	NEW YORK	W 119	112	20-14	15-17	35-31	12,236	Randolph	24	Randolph	11	Walker	21
Mar 13	DENVER	L 108	125	20-15	15-17	35-32	17,023	Mayo	25	Randolph	12	Smith	30
Mar 16	CHICAGO	W 104	97	21-15	15-17	36-32	15,413	Mayo	24	Randolph	12	Murray	25
Mar 17	at Houston	L 94	107	21-15	15-18	36-33	16,142	Randolph	30	Randolph	15	Brooks	31
Mar 20	GOLDEN STATE	W 123	107	22-15	15-18	37-33	14,897	Gay	25	Arthur, Randolph	13	Ellis	28
Mar 22	at Sacramento	W 102	85	22-15	16-18	38-33	11,497	Randolph	25	Randolph	12	Landry	23
Mar 24	at Golden State	L 110	128	22-15	16-19	38-34	17,123	Gay	25	Gay	10	Curry	30
Mar 28	at Milwaukee	L 103	108(ot)	22-15	16-20	38-35	17,008	Randolph	31	Randolph	15	Jennings	29
Mar 31	DALLAS	L 102	106(ot)	22-16	16-20	38-36	11,616	Mayo	27	Randolph	12	Terry	29
Apr 2	NEW ORLEANS	W 107	96	23-16	16-20	39-36	15,043	Mayo	27	Thabeet	11	Thornton	19
Apr 4	at Orlando	L 92	107	23-16	16-21	39-37	17,461	Randolph	24	Randolph	18	Carter	26
Apr 6	HOUSTON	L 103	113	23-17	16-21	39-38	11,673	Randolph	22	Arthur	12	Martin	29
Apr 7	at Dallas	L 84	110	23-17	16-22	39-39	20,105	Gay	23	Randolph	13	Butler	23
Apr 9	at San Antonio	W 107	99	23-17	17-22	40-39	18,581	Randolph	28	Randolph	15	Ginobili	16
Apr 10	PHILADELPHIA	L 101	120	23-18	17-22	40-40	15,936	Corley	23	Randolph	10	Speights	22
Apr 12	at Denver	L 101	123	23-18	17-23	40-41	19,155	Corley	22	Arthur	10	Smith	26
Apr 14	at Oklahoma City	L 105	114	23-18	17-24	40-42	18,334	Gay	25	Randolph	11	Durant	31

INTRO

PLAYERS

EXECUTIVE

BASKETBALL OPS

BUSINESS OPS

MEDIA

COMMUNITY

HISTORY

PLAYOFFS

REVIEW

OPPONENTS

NBA

FEDERATION

AT A GLANCE



SEASON REVIEW

2008-09 MEMPHIS GRIZZLIES (24-58)



Back Row, standing (L-R): Damon Stoudamire, Gary Schmidt, Drew Graham, Johnny Davis, Quinton Ross, Rudy Gay, Hakim Warrick, Marc Gasol, Darko Milicic, Darius Miles, Darrell Arthur, David Joergler, Henry Bibby, Barry Hecker, Jim Scholler, Jason Biles.

Front Row, sitting (L-R): Marko Jaric, O.J. Mayo, Lionel Hollins, Mike Conley, Greg Buckner. Not Pictured: Hamed Haddadi.

Player	--Field Goals--					--3-Point FG--			-Free Throws-			--Rebounds--				PF	Dq	Stl	TO	Blk	Pts	Avg	
	G	GS	Min	FG	FGA	Pct	FG	FGA	Pct	FT	FTA	Pct	Off	Def	Tot								Ast
Gay	79	78	2945	572	1262	.453	85	242	.351	264	344	.767	109	328	437	135	221	1	98	203	59	1493	18.9
Mayo	82	82	3120	562	1283	.438	145	378	.384	247	281	.879	56	252	308	262	204	1	91	226	13	1516	18.5
Gasol	82	75	2521	350	661	.530	0	1	.000	275	375	.733	201	404	605	143	265	5	63	164	90	975	11.9
Warrick	82	7	2029	340	693	.491	5	23	.217	266	374	.711	129	277	406	66	170	1	48	98	39	951	11.6
Conley	82	61	2508	323	730	.442	88	217	.406	161	197	.817	25	251	276	354	146	1	90	143	8	895	10.9
Lowry	49	21	1071	112	272	.412	17	69	.246	129	161	.801	13	98	111	178	89	1	48	79	8	370	7.6
Arthur	76	64	1464	191	436	.438	0	2	.000	40	60	.667	108	238	346	43	206	1	52	47	52	422	5.6
Milicic	61	15	1034	137	266	.515	0	0	---	59	105	.562	83	181	264	34	134	0	22	48	51	333	5.5
Ross	68	7	1164	99	259	.382	33	88	.375	34	42	.810	29	97	126	47	114	0	32	36	14	265	3.9
Miles	34	0	298	48	99	.485	1	6	.167	23	31	.742	19	38	57	17	32	0	11	21	20	120	3.5
Crittendon	7	0	44	7	15	.467	0	1	.000	5	11	.455	4	2	6	5	5	0	1	3	0	19	2.7
Jaric	53	0	605	48	145	.331	11	28	.393	29	41	.707	23	42	65	74	62	0	29	49	11	136	2.6
Haddadi	19	0	120	15	31	.484	0	0	---	18	30	.600	16	31	47	8	20	0	1	9	12	48	2.5
Buckner	63	0	878	61	159	.384	13	51	.255	20	25	.800	32	98	130	57	108	0	29	38	8	155	2.5
Goizley	1	0	3	0	0	---	0	0	---	0	0	---	0	0	0	1	0	0	0	0	0	0	0.0
GRIZZLIES	82		19805	2865	6311	.454	398	1106	.360	1570	2077	.756	847	2337	3184	1423	1777	11	615	1252	385	7698	93.9
OPPONENTS	82		19805	3018	6378	.473	536	1510	.355	1574	2043	.770	842	2431	3273	1735	1786	11	632	1194	443	8146	99.3

QUICK FACTS

- The Memphis Grizzlies posted a two-game improvement, finishing with a 24-58 record (fifth in the Southwest Division).
- Grizzlies Head Coach **Marc Iavaroni** is relieved of his coaching duties on Jan. 23, 2009 and **Johnny Davis** is named interim head coach for two games.
- Longtime Grizzlies assistant coach and former two-time interim head coach **Lionel Hollins** named head coach of the Memphis Grizzlies on Jan. 25, 2009.
- Rookie **O.J. Mayo** finished runner-up to Chicago's **Derrick Rose** for the NBA Rookie of the Year Award, leading all rookies with 18.5 points per game and being named the T-Mobile Western Conference Rookie of the Month twice (Oct./Nov. and April).
- Mayo sets the franchise rookie record in total points (1,516), field goals made (562), three-point field goal percentage (.384) and minutes (3,120), while setting the overall franchise record in free throw percentage (.879).
- Mike Conley** ties a club record with seven steals on April 13 at Phoenix.
- Marc Gasol** shot .530 from the field in his rookie season, breaking his brother **Pau Gasol's** franchise rookie record (.518 in 2001-02).

NBA STATISTICAL RANKINGS

Category	Memphis		Opponents		Category	Memphis		Opponents	
Points per game	93.9	29th	99.3	14th	Assists Per Game	17.35	30th	21.16	17th
Field Goal Pct.	.454	21st	.473	25th	Steals Per Game	7.50	T-9th	7.71	20th
Free Throw Pct.	.756	22nd	.770	16th	Turnovers Per Game	15.27	24th	14.56	10th
3-Pt. Field Goal Pct.	.360	21st	.355	10th	Blocks Per Game	4.70	18th	5.40	25th
Offensive Rebounds Per Game	10.33	24th	10.27	7th	Personal Fouls Per Game	21.67	21st	21.78	T-9th
Defensive Rebounds Per Game	28.50	28th	29.65	10th	Disqualifications	11	T-14th	11	T-16th
Rebounds Per Game	38.8	30th	39.9	7th	Points Per Game Differential	-5.4	26th		

GAME BY GAME



Date	Opponent	Mem	Opp	Hm	Rd	Tot	Atten	Grizzlies		Opponent				
								Top Scorer	Top Rebounder	Top Scorer	Top Scorer			
Oct 29	at Houston	L	71	82	0-0	0-1	0-1	18,196	Gay	20	Arthur	15	McGrady	21
Oct 31	ORLANDO	W	86	84	1-0	0-1	1-1	16,139	Gay	29	Arthur	10	Lewis	23
Nov 1	at Chicago	L	86	96	1-0	0-2	1-2	21,785	Gay	20	Millicic	9	Rose	26
Nov 3	GOLDEN STATE	W	90	79	2-0	0-2	2-2	10,121	Gasol	27	Gasol	16	Jackson	17
Nov 5	at Sacramento	L	95	100	2-0	0-3	2-3	13,685	Mayo	28	Gasol, Gay, Lowry	6	Martin	33
Nov 7	at Golden State	W	109	104	2-0	1-3	3-3	18,474	Gay	23	Arthur	12	Jackson	27
Nov 9	at Denver	L	90	100	2-0	1-4	3-4	14,359	Mayo	31	Gasol, Mayo	8	Anthony	24
Nov 10	at Phoenix	L	102	107	2-0	1-5	3-5	18,422	Mayo	33	Arthur, Gay	7	Barbosa	27
Nov 12	NEW YORK	L	103	132	2-1	1-5	3-6	10,129	Gay	20	Warrick	8	Chandler	27
Nov 14	MILWAUKEE	L	96	101(ot)	2-2	1-5	3-7	11,308	Mayo	25	Warrick	10	Jefferson	26
Nov 18	SACRAMENTO	W	109	94	3-2	1-5	4-7	10,834	Gay	22	Warrick	10	Salmons	18
Nov 21	at Dallas	L	76	91	3-2	1-6	4-8	20,035	Mayo	19	Gasol, Gay	8	Nowitzki	23
Nov 22	UTAH	L	93	104	3-3	1-6	4-9	13,121	Mayo	23	Arthur	9	Okur	25
Nov 24	SAN ANTONIO	L	81	94	3-4	1-6	4-10	12,053	Mayo	26	Millicic	11	Hill	24
Nov 26	at Utah	L	100	117	3-4	1-7	4-11	19,911	Gay	27	Gasol	8	Millsap	20
Nov 28	at San Antonio	L	98	109	3-4	1-8	4-12	17,074	Mayo	32	Gasol, Gay, Millicic	6	Mason	20
Nov 29	OKLAHOMA CITY	L	103	111	3-5	1-8	4-13	11,977	Mayo	30	Mayo	7	Durant	20
Dec 3	at Atlanta	L	95	105	3-5	1-9	4-14	12,088	Warrick	20	Oklahoma	10	Johnson	36
Dec 5	L.A. CLIPPERS	W	91	83	4-5	1-9	5-14	10,484	Gay	25	Millicic	9	B. Davis	23
Dec 6	at New Orleans	L	87	106	4-5	1-10	5-15	16,822	Gasol	21	Gasol	7	Paul	21
Dec 8	HOUSTON	W	109	97	5-5	1-10	6-15	10,691	Gay	20	Gasol	8	Artest, Scola	16
Dec 10	at Oklahoma City	W	108	102	5-5	2-10	7-15	18,009	Gay	22	Gasol, Gay, Warrick	6	Durant	28
Dec 12	CHICAGO	W	103	96	6-5	2-10	8-15	17,132	Gay	29	Millicic	11	Gordon	26
Dec 14	MIAMI	W	102	86	7-5	2-10	9-15	12,271	Mayo	28	Gasol	7	Beasley	20
Dec 16	NEW ORLEANS	L	84	91	7-6	2-10	9-16	10,231	Gay	28	Gasol	11	Paul, West	18
Dec 19	CHARLOTTE	L	83	112	7-7	2-10	9-17	11,869	Gay	17	Gasol	6	Diaw	26
Dec 22	L.A. LAKERS	L	96	105	7-8	2-10	9-18	17,456	Gay	23	Millicic	8	Bryant	36
Dec 23	at Dallas	L	82	100	7-8	2-11	9-19	20,200	Warrick	17	Gay	9	Nowitzki	21
Dec 26	INDIANA	W	108	105	8-8	2-11	10-19	12,346	Warrick	21	Mayo	8	Daniels	38
Dec 27	at San Antonio	L	103	106(2ot)	8-8	2-12	10-20	18,797	Mayo	29	Gay	11	Parker	22
Dec 29	at Minnesota	L	98	108(ot)	8-8	2-13	10-21	12,207	Mayo	23	Warrick	8	Jefferson	28
Dec 30	PHOENIX	L	89	101	8-9	2-13	10-22	14,471	Warrick	25	Gasol	13	Barbosa	38
Jan 2	SAN ANTONIO	L	80	91	8-10	2-13	10-23	12,597	Warrick	16	Gasol	11	Duncan	20
Jan 4	DALLAS	W	102	82	9-10	2-13	11-23	11,731	Mayo	21	Gay, Warrick	7	Nowitzki	28
Jan 6	MINNESOTA	L	87	94	9-11	2-13	11-24	10,156	Warrick	22	Mayo	8	Foye	23
Jan 7	at New Jersey	L	89	100	9-11	2-14	11-25	11,552	Mayo	26	Gasol	10	Carter	25
Jan 9	at Toronto	L	82	103	9-11	2-15	11-26	18,486	Gay	22	Arthur	7	Bosh	32
Jan 13	CLEVELAND	L	87	102	9-12	2-15	11-27	15,121	Lowry	25	Gasol	11	James	30
Jan 16	UTAH	L	91	101	9-13	2-15	11-28	10,422	Mayo	23	Gasol	10	Williams	27
Jan 19	DETROIT	L	79	87	9-14	2-15	11-29	17,483	Gay, Mayo	15	Gasol	13	Iverson	27
Jan 21	at Charlotte	L	86	101	9-14	2-16	11-30	11,249	Gay	26	Gasol	6	Bell	25
Jan 23	at New York	L	88	108	9-14	2-17	11-31	18,391	Gay	20	Gay	9	Lee	19
Jan 24	NEW JERSEY	L	88	99	9-15	2-17	11-32	12,817	Mayo	23	Gasol	10	Carter	23
Jan 27	DENVER	L	85	100	9-16	2-17	11-33	11,338	Mayo	19	Warrick	10	Billups	29
Jan 28	at Oklahoma City	L	102	114(ot)	9-16	2-18	11-34	18,450	Gay	25	Gasol, Gay	8	Durant	35
Jan 31	L.A. LAKERS	L	98	115	9-17	2-18	11-35	18,119	Gay	23	Arthur, Warrick	7	Bryant	27
Feb 2	at Washington	W	113	97	9-17	3-18	12-35	11,442	Mayo	33	Gasol	11	Jamison	29
Feb 4	HOUSTON	W	104	93	10-17	3-18	13-35	10,109	Mayo	32	Conley, Gay	9	McGrady	25
Feb 6	L.A. CLIPPERS	W	105	126	10-18	3-18	13-36	10,912	Gay	26	Gasol, Gay, Mayo	5	Randolph	31
Feb 7	TORONTO	W	78	70	11-18	3-18	14-36	11,498	Mayo, Warrick	16	Five players tied	8	Calderon	18
Feb 9	NEW ORLEANS	W	85	80	12-18	3-18	15-36	10,896	Mayo	22	Mayo	16	Stojakovic	23
Feb 11	at Philadelphia	L	87	91	12-18	3-19	15-37	12,812	Warrick	31	Gasol	9	Miller	24
Feb 17	at Utah	L	99	117	12-18	3-20	15-38	19,911	Gay, Mayo	18	Millicic	10	Miles	24
Feb 18	at Portland	L	90	94	12-18	3-21	15-39	20,385	Gay	20	Gasol	10	Roy	24
Feb 20	SACRAMENTO	L	106	115	12-19	3-21	15-40	15,036	Mayo	24	Conley	10	Martin	33
Feb 24	at Cleveland	L	79	94	12-19	3-22	15-41	20,562	Gay, Warrick	13	Gasol	9	Gibson	19
Feb 25	at Indiana	99	104	12-19	3-23	15-42	13,211	Gasol	22	Gasol	15	Ford, Jack	20	
Feb 28	OKLAHOMA CITY	L	92	99	12-20	3-23	15-43	10,074	Gay	20	Gasol	9	Green	27
Mar 3	at L.A. Lakers	89	99	12-20	3-24	15-44	18,997	Gasol, Mayo	17	Gasol	14	Bryant	31	
Mar 4	at L.A. Clippers	W	118	95	12-20	4-24	16-44	14,813	Gay	35	Gasol, Gay	8	Thornton	25
Mar 7	PHILADELPHIA	L	105	110	12-21	4-24	16-45	14,548	Conley	31	Gasol	13	Iguodala	24
Mar 8	at Houston	L	83	93	12-21	4-25	16-46	16,179	Gay	21	Arthur	12	Yao	24
Mar 11	at Minnesota	L	79	104	12-21	4-26	16-47	12,443	Mayo	18	Millicic	10	Gomes	24
Mar 13	at Boston	L	92	102	12-21	4-27	16-48	18,624	Gay	26	Gasol	15	Powe	30
Mar 15	at Detroit	W	89	84	12-21	5-27	17-48	22,076	Conley	20	Millicic	11	McDyess	19
Mar 16	PORTLAND	L	92	103	12-22	5-27	17-49	11,417	Mayo	21	Gay	11	Aldridge	32
Mar 18	DENVER	L	109	111	12-23	5-27	17-50	11,087	Gay	30	Gasol	8	Anthony	25
Mar 20	at New Orleans	L	84	96	12-23	5-28	17-51	17,837	Gay	23	Gasol, Millicic	6	Paul	32
Mar 21	BOSTON	L	87	105	12-24	5-28	17-52	18,119	Warrick	20	Buckner	7	Davis	24
Mar 23	at Miami	L	82	94	12-24	5-29	17-53	18,654	Mayo	21	Gasol	9	Wade	27
Mar 27	at Sacramento	W	113	95	12-24	6-29	18-53	12,987	Gasol	27	Gay	9	Martin	31
Mar 28	at Portland	L	66	86	12-24	6-30	18-54	20,680	Mayo	12	Conley Haddadi	6	Roy	21
Mar 30	at Golden State	W	114	109	12-24	7-30	19-54	18,471	Mayo	24	Haddadi	8	Ellis	29
Apr 1	WASHINGTON	W	112	107	13-24	7-30	20-54	10,013	Gay	25	Gasol	9	Butler	31
Apr 3	DALLAS	W	107	102	14-24	7-30	21-54	15,126	Gay	27	Gay	10	Nowitzki	35
Apr 4	at Milwaukee	W	107	102	14-24	8-30	22-54	18,717	Gay	26	Gasol	10	Jefferson	24
Apr 7	PORTLAND	L	93	96	14-25	8-30	22-55	10,089	Mayo	31	Arthur	5	Roy	24
Apr 8	at Orlando	L	78	81	14-25	8-31	22-56	17,461	Gay	18	Gasol	8	Turkoglu	20
Apr 10	PHOENIX	W	106	89	15-25	8-31	23-56	15,908	Gay, Mayo	20	Arthur, Warrick	10	Amundson, Richardson	13
Apr 12	at L.A. Lakers	L	75	92	15-25	8-32	23-57	18,997	Mayo	20	Gasol	8	Bynum	18
Apr 13	at Phoenix	L	110	119	15-25	8-33	23-58	18,422	Gay, Warrick	26	Warrick	9	O'Neal	19
Apr 15	ATLANTA	W	98	90	16-25	8-33	24-58	12,736	Mayo	26	Arthur	10	Murray	29

INTRO PLAYERS EXECUTIVE BASEBALL OPS BUSINESS MEDIA COMMUNITY HISTORY PLAYOFFS REVIEW OPPONENTS NBA FEDERATION AT A GLANCE



SEASON REVIEW

2007-08 MEMPHIS GRIZZLIES (22-60)



Back Row, standing (L-R): Gordon Chiesa, Drew Graham, Mark Price, Jason Biles, Andy Greer, Brian Cardinal, Hakim Warrick, Kwame Brown, Darko Milicic, Jason Collins, Rudy Gay, Andre Brown, Johnny Davis, Ron DuBois, David Joerger, Mike Curtis. **Front Row, sitting (L-R):** Mike Miller, Juan Carlos Navarro, Mike Conley, Marc Iavaroni, Kyle Lowry, Javaris Crittenton, Casey Jacobsen.

Player	--Field Goals--			--3-Point FG--			-Free Throws-			--Rebounds--				PF	Dq	Stl	TO	Blk	Pts	Avg			
	G	GS	Min	FG	FGA	Pct	FG	FGA	Pct	FT	FTA	Pct	Off								Def	Tot	Ast
Gay	81	81	3000	625	1355	.461	134	387	.346	248	316	.785	140	359	499	158	230	6	111	190	79	1632	20.1
Gasol	39	39	1433	279	557	.501	4	15	.267	176	215	.819	94	248	342	116	85	0	16	80	56	738	18.9
Miller	70	70	2474	414	824	.502	155	359	.432	164	212	.774	51	416	467	240	145	3	35	182	16	1147	16.4
Warrick	75	30	1754	328	653	.502	13	48	.271	183	260	.704	123	233	356	53	156	1	36	85	28	852	11.4
Navarro	82	30	2117	308	766	.402	156	432	.361	124	146	.849	34	176	210	177	94	0	48	134	1	896	10.9
Lowry	82	9	2089	256	592	.432	36	140	.257	243	348	.698	41	209	250	296	185	1	92	127	22	791	9.6
Conley	53	46	1381	189	442	.428	30	91	.330	90	123	.732	21	118	139	222	85	1	44	89	2	498	9.4
Crittenton	28	0	508	72	180	.400	9	34	.265	53	76	.697	20	69	89	33	35	0	12	33	2	206	7.4
Stoudamire	29	29	624	77	194	.397	36	94	.383	21	26	.808	14	57	71	112	46	0	19	50	0	211	7.3
Milicic	70	64	1663	219	500	.438	0	1	.000	67	121	.554	127	297	424	58	185	1	32	101	114	505	7.2
Swift	35	4	549	93	177	.525	0	2	.000	52	81	.642	46	83	129	22	74	0	10	39	36	238	6.8
Jones	9	2	137	14	36	.389	3	13	.231	9	10	.900	10	17	27	11	17	0	5	5	2	40	4.4
Kinsey	11	0	96	16	38	.421	3	7	.429	5	6	.833	3	9	12	2	11	0	3	3	0	40	3.6
K. Brown	15	1	204	19	39	.487	0	0	---	14	34	.412	20	37	57	17	24	0	6	14	4	52	3.5
Cardinal	37	1	440	43	126	.341	25	81	.309	13	19	.684	26	70	96	22	62	0	10	23	2	124	3.4
A. Brown	33	1	286	39	78	.500	0	0	---	22	49	.449	37	55	92	8	38	0	7	14	4	100	3.0
Collins	31	3	488	30	59	.508	0	1	.000	20	38	.526	29	60	89	6	84	1	12	25	17	80	2.6
Jacobsen	53	0	547	39	115	.339	16	72	.222	13	17	.765	12	53	65	20	34	0	5	16	1	107	2.0
Richardson	3	0	15	0	6	.000	0	2	.000	0	0	---	0	1	1	2	0	0	0	1	0	0	0.0
GRIZZLIES	82	19805	3060	6737	.454	620	1779	.349	1517	2097	.723	848	2567	3415	1574	1592	14	503	1251	386	8257	100.7	
OPPONENTS	82	19805	3394	7076	.480	591	1625	.364	1387	1791	.774	932	2721	3653	1963	1842	12	711	1096	403	8766	106.9	

QUICK FACTS

- The Memphis Grizzlies finished with a 22-60 record for the second consecutive season, placing fifth in the Southwest Division.
- The club made a franchise-best 220 three-point field goals.
- **Rudy Gay** finished runner-up to **Hedo Turkoglu** for the NBA Most Improved Player Award, posting 20.1 points per game while recording the NBA's highest scoring average increase from the previous season (9.3).
- Gay also set a then Memphis franchise record for total points in a single season (1,632).
- Gay competed in the 2008 Sprite Slam Dunk Contest during All-Star weekend in New Orleans.
- **Juan Carlos Navarro's** 156 three-pointers made ranked second most in a single season by an NBA rookie, and finished just two behind the then all-time record held by **Kerry Kittles**.
- On Feb. 1, the Grizzlies traded the franchise's all-time leading scorer **Pau Gasol** to the Los Angeles Lakers in exchange for **Kwame Brown**, **Javaris Crittenton**, **Aaron McKie**, the draft rights to brother **Marc Gasol**, two future first round picks and cash considerations.

NBA STATISTICAL RANKINGS

Category	Memphis	Opponents	Category	Memphis	Opponents
Points per game	100.7	10th	Assists Per Game	19.20	28th
Field Goal Pct.	.454	15th	Steals Per Game	6.13	28th
Free Throw Pct.	.723	26th	Turnovers Per Game	15.26	28th
3-Pt. Field Goal Pct.	.349	22nd	Blocks Per Game	4.71	17th
Offensive Rebounds Per Game	10.34	22nd	Personal Fouls Per Game	19.41	3rd
Defensive Rebounds Per Game	31.30	11th	Disqualifications	14	T-21st
Rebounds Per Game	41.65	18th	Points Per Game Differential	-6.2	24th

GAME BY GAME



Date	Opponent	Mem	Opp	Hm	Rd	Tot	Atten	Grizzlies		Opponent			
								Top Scorer	Top Rebounder	Top Scorer	Top Scorer		
Oct 31	SAN ANTONIO	L 101	104	0-1	0-0	0-1	17,538	Gasol	22	Miller	10	Ginobili	30
Nov 3	INDIANA	L 111	121	0-2	0-0	0-2	14,878	Lowry	19	Gasol, Miller	10	Dunleavy	27
Nov 7	at Seattle	W 105	98	2-2	1-0	1-2	10,761	Gay	25	Gasol, Gay, Milicic	10	Wilcox	21
Nov 9	at Portland	L 98	110	0-2	1-1	1-3	18,112	Gay	31	Miller	10	Aldridge	30
Nov 10	at Utah	L 94	118	0-2	1-2	1-4	19,771	Gay	18	Miller	12	Boozer	31
Nov 13	HOUSTON	W 105	99	1-2	1-2	2-4	12,398	Gasol	26	Lowry	8	McGrady	41
Nov 14	at Milwaukee	L 99	102	1-2	1-3	2-5	13,462	Gay	26	Milicic	13	Redd	31
Nov 16	NEW ORLEANS	L 118	120(t)	1-3	1-3	2-6	13,271	Navarro	28	Miller	9	West	40
Nov 17	at Dallas	L 105	108	1-3	1-4	2-7	20,385	Miller	23	Miller	7	Jo. Howard	27
Nov 19	SEATTLE	W 125	108	2-3	1-4	3-7	10,863	Swift	24	Gasol, Gay	7	West	17
Nov 21	TORONTO	L 89	95	2-4	1-4	3-8	12,217	Gasol, Miller	16	Gasol, Miller	10	Bosh	22
Nov 23	at San Antonio	L 88	101	2-4	1-5	3-9	18,797	Navarro	16	Gay	7	Duncan	28
Nov 24	WASHINGTON	W 124	118	3-4	1-5	4-9	13,579	Navarro	28	Gasol	9	Jamison	41
Nov 27	at New Jersey	W 110	103	3-4	2-5	5-9	12,092	Gasol	22	Navarro	11	Carter	32
Nov 28	at Toronto	L 91	103	3-4	2-6	5-10	18,906	Navarro	15	Gasol, Jacobsen	7	Parker	19
Dec 1	MINNESOTA	W 109	80	4-4	2-6	6-10	12,896	Gay	21	Miller	14	McCants	18
Dec 3	PORTLAND	L 105	106	4-5	2-6	6-11	11,317	Gay, Miller	30	Gasol	15	Roy	26
Dec 5	at Houston	L 92	105	4-5	2-7	6-12	17,723	Gasol	23	Gasol	12	Wells, Yao	24
Dec 7	at New Orleans	L 116	118(t)	4-5	2-8	6-13	10,386	Gay	31	Gasol	10	Paul	43
Dec 8	at Atlanta	L 78	86	4-5	2-9	6-14	15,658	Gay	17	Gay	11	Smith	25
Dec 11	DETROIT	L 103	113	4-6	2-9	6-15	11,962	Gay	20	Miller	11	Billups	23
Dec 14	L.A. CLIPPERS	L 91	98	4-7	2-9	6-16	10,819	Miller	23	Milicic	12	Kaman, Maggette	23
Dec 15	at Orlando	W 123	119	4-7	3-9	7-16	17,519	Gay	32	Miller	8	Howard	31
Dec 17	GOLDEN STATE	L 117	125	4-8	3-9	7-17	10,549	Gay	32	Swift	8	Jackson	28
Dec 19	SAN ANTONIO	W 88	85	5-8	3-9	8-17	13,260	Miller	31	Gay	9	Ginobili	17
Dec 21	at Detroit	L 67	94	5-8	3-10	8-18	22,076	Gay	18	Gasol	10	Prince	20
Dec 22	PHILADELPHIA	L 97	99	5-9	3-10	8-19	11,541	Gasol	31	Gasol	13	Miller	29
Dec 26	NEW ORLEANS	L 98	116	5-10	3-10	8-20	11,189	Gay, Miller	19	Gasol	8	Paul	40
Dec 28	HOUSTON	L 83	103	5-11	3-10	8-21	15,660	Gasol	23	Miller	9	Yao, Scola	22
Dec 30	at San Antonio	L 87	111	5-11	3-11	8-22	18,797	Navarro	19	Gasol, Gay, Milicic	5	Duncan, Parker	24
Jan 2	at Indiana	W 90	72	5-11	4-11	9-22	10,186	Gasol	30	Gasol	12	Dunleavy	16
Jan 4	at Boston	L 96	100	5-11	4-12	9-23	18,624	Gay	21	Gasol, Milicic, Miller	8	Garnett, Pierce	23
Jan 6	MIAMI	W 101	94	6-11	4-12	10-23	14,581	Gasol	28	Gasol	13	Davis	24
Jan 8	L.A. LAKERS	L 101	117	6-12	4-12	10-24	14,981	Miller	19	Gasol	12	Fisher	26
Jan 10	at Sacramento	L 113	116	6-12	4-13	10-25	12,493	Gay	31	Gay, Milicic, Warrick	7	Salmons	28
Jan 11	at Golden State	L 104	116	6-12	4-14	10-26	19,224	Gasol	43	Gasol	11	Ellis	27
Jan 13	at L.A. Lakers	L 99	100	6-12	4-15	10-27	18,997	Miller	27	Gasol	18	Bryant	37
Jan 15	CLEVELAND	L 124	132(t)	6-13	4-15	10-28	13,871	Gay	30	Gasol	12	James	51
Jan 18	SEATTLE	W 124	100	7-13	4-15	11-28	13,451	Miller	25	Jones	13	Durant	22
Jan 19	at Charlotte	L 87	105	7-13	4-16	11-29	15,848	Gasol	28	Gay	9	Richardson	38
Jan 21	CHICAGO	W 104	90	8-13	4-16	12-29	18,119	Gay, Miller	24	Gasol, Gay, Miller	10	Gordon	25
Jan 23	ORLANDO	L 85	112	8-14	4-16	12-30	10,212	Gay	20	Gasol	11	Turkoglu	26
Jan 25	at Washington	L 93	104	8-14	4-17	12-31	17,123	Miller	21	Miller	9	Jamison	24
Jan 26	L.A. CLIPPERS	W 125	120(t)	9-14	4-17	13-31	11,072	Gay	34	Gay	12	Maggette	35
Jan 28	DALLAS	L 84	103	9-15	4-17	13-32	11,672	Gay	18	Gasol, Lowry, Milicic	5	Jo. Howard	26
Jan 30	DENVER	L 102	106	9-16	4-17	13-33	12,043	Gay	30	Milicic	16	Iverson	32
Feb 2	UTAH	L 91	110	9-17	4-17	13-34	12,407	Gay	15	Milicic	12	Boozer	19
Feb 5	MILWAUKEE	L 97	102	9-18	4-17	13-35	10,749	Miller	32	Milicic	12	Williams	32
Feb 8	at Dallas	L 81	92	9-18	4-18	13-36	20,135	Gay	18	Gay	12	Nowitzki	21
Feb 9	at New Orleans	L 99	112	9-18	4-19	13-37	17,231	Gay	26	Milicic	7	West	33
Feb 12	SACRAMENTO	W 107	94	10-18	4-19	14-37	10,161	Warrick	24	Warrick	13	Martin	33
Feb 13	at Philadelphia	L 88	102	10-18	4-20	14-38	12,026	Gay, Warrick	23	Warrick	8	Iguodala	29
Feb 19	at Seattle	L 101	108	10-18	4-21	14-39	11,391	23	Collins	10	Watson	26	
Feb 20	at L.A. Clippers	L 86	100	10-18	4-22	14-40	16,117	Gay	21	Milicic	8	Maggette	30
Feb 22	DALLAS	L 83	98	10-19	4-22	14-41	16,245	Gay	18	K. Brown, Warrick	9	Nowitzki	27
Feb 24	at Cleveland	L 89	109	10-19	4-23	14-42	20,562	Warrick	21	Warrick	9	James	25
Feb 26	PHOENIX	L 113	127	10-20	4-23	14-43	13,482	Gay	36	Warrick	11	Nash, Stoudemire	25
Feb 29	at Houston	L 95	116	10-20	4-24	14-44	18,105	Gay	22	Milicic, Warrick	8	McGrady	25
Mar 1	UTAH	L 92	113	10-21	4-24	14-45	13,232	Gay	20	Warrick	13	Boozer	18
Mar 4	at Chicago	L 97	112	10-21	4-25	14-46	21,725	Lowry	24	Warrick	10	Deng, Gooden	21
Mar 5	NEW JERSEY	W 100	93	11-21	4-25	15-46	10,218	Warrick	25	Warrick	11	Jefferson	22
Mar 8	BOSTON	L 89	119	11-22	4-25	15-47	18,119	Warrick	15	Warrick	5	R. Allen	23
Mar 11	at Phoenix	L 111	132	11-22	4-26	15-48	18,422	Warrick	20	Gay	8	Stoudemire	29
Mar 12	at Denver	L 86	108	11-22	4-27	15-49	17,318	Navarro	16	Miller	9	Martin	23
Mar 15	at Golden State	L 107	110	11-22	4-28	15-50	19,596	Warrick	23	Miller	13	Jackson	21
Mar 17	CHARLOTTE	W 98	80	12-22	4-28	16-50	10,971	Navarro	21	Miller	13	Anderson	17
Mar 19	at Minnesota	L 94	98	12-22	4-29	16-51	12,666	Gay	25	Warrick	11	Jefferson	29
Mar 21	at New York	W 120	106	12-22	5-29	17-51	19,763	Miller	34	Warrick	10	Crawford	22
Mar 22	SACRAMENTO	W 117	111	13-22	5-29	18-51	11,151	Gay	24	Milicic	10	Watson	29
Mar 24	DENVER	L 106	120	13-23	5-29	18-52	12,317	Gay	30	Miller	14	Smith	27
Mar 26	at Sacramento	L 106	107(t)	13-23	5-30	18-53	13,433	Warrick	26	Crittendon, Milicic	9	Martin	36
Mar 29	at L.A. Lakers	W 114	111	13-23	6-30	19-53	18,997	Gay	28	Milicic	12	Bryant	53
Mar 28	at L.A. Clippers	L 97	110	13-23	6-31	19-54	18,125	Gay	23	Milicic	9	Thornton	39
Mar 31	ATLANTA	L 99	116	13-24	6-31	19-55	10,281	Gay	29	Crittendon	8	Smith	26
Apr 2	NEW YORK	W 130	114	14-24	6-31	20-55	10,013	Crittendon	23	Crittendon	9	Randolph	27
Apr 4	GOLDEN STATE	L 86	117	14-25	6-31	20-56	11,463	Gay	23	Gay, Milicic, Miller	7	Biedrins	21
Apr 6	at Minnesota	W 113	101	14-25	7-31	21-56	16,764	Miller	34	Miller	10	Gomes	19
Apr 8	PHOENIX	L 113	127	14-26	7-31	21-57	13,987	Gay	36	Gay	8	Stoudemire	28
Apr 11	at Miami	W 96	91	14-26	8-31	22-57	19,017	Lowry, Warrick	17	A. Brown	11	Barron	22
Apr 12	MINNESOTA	L 105	114	14-27	8-31	22-58	14,873	Cornley	25	A. Brown	18	McCants	23
Apr 15	at Portland	L 91	113	14-27	8-32	22-59	19,980	Warrick	17	Warrick	14	Jones	20
Apr 16	at Denver	L 111	120	14-27	8-33	22-60	17,892	Lowry	22	A. Brown	13	Iverson	21

INTRO

PLAYERS

EXECUTIVE

BASKETBALL OPS

BUSINESS OPS

MEDIA

COMMUNITY

HISTORY

PLAYOFFS

REVIEW

OPPONENTS

NBA

FEDERATION

AT A GLANCE



SEASON REVIEW

2006-07 MEMPHIS GRIZZLIES (22-60)



Back Row, L-R: Scott Aubato, Paul Cormier, Lionel Hollins, Mitchell Anderson, Brian Cardinal, Rudy Gay, Stromile Swift, Pau Gasol, Hakim Warrick, Lawrence Roberts, Mike Miller, Alexander Johnson, Yusuf Boyd, Drew Graham, Mike Curtis. **Front Row, L-R:** Kyle Lowry, Dahntay Jones, Damon Stoudamire, Tony Barone, Sr., Chucky Atkins, Tarence Kinsey, Junior Harrington.

Player	--Field Goals--			--3-Point FG--			-Free Throws-			--Rebounds--													
	G	GS	Min	FG	FGA	Pct	FG	FGA	Pct	FT	FTA	Pct	Off	Def	Tot	Ast	PF	Dq	Stl	TO	Blk	Pts	Avg
Gasol	59	59	2133	462	858	.538	3	11	.273	299	400	.748	149	432	581	201	137	0	29	162	126	1226	20.8
Miller	70	69	2740	465	1010	.460	202	498	.406	161	203	.793	52	326	378	298	138	0	54	179	18	1293	18.5
Atkins	75	23	2064	310	715	.434	116	306	.379	252	311	.810	18	121	139	346	136	2	50	127	4	988	13.2
Warrick	82	43	2152	373	712	.524	0	8	0.000	299	388	.771	130	290	420	75	232	3	43	161	30	1045	12.7
Gay	78	43	2103	321	760	.422	52	143	.364	152	209	.727	93	255	348	100	192	3	71	140	74	846	10.8
Swift	54	18	1029	161	346	.465	0	5	0.000	97	134	.724	85	165	250	17	146	2	30	69	62	419	7.8
Kinsey	48	12	967	139	304	.457	13	46	.283	78	98	.796	29	68	97	41	57	0	53	46	1	369	7.7
Stoudamire	62	51	1501	171	437	.391	59	175	.337	66	83	.795	31	108	139	299	95	0	47	101	2	467	7.5
D. Jones	78	25	1671	220	461	.477	5	12	.417	138	174	.793	47	106	153	68	192	2	39	92	22	583	7.5
Lowry	10	0	175	14	38	.368	3	8	.375	25	28	.893	12	19	31	32	20	0	14	12	1	56	5.6
E. Jones	29	14	561	57	151	.377	22	74	.297	25	34	.735	14	47	61	33	54	1	22	23	2	161	5.6
Harrington	29	8	543	57	137	.416	7	26	.269	31	46	.674	12	56	68	89	79	0	21	52	5	152	5.2
Roberts	54	18	969	94	208	.452	0	2	0.000	95	131	.725	101	160	261	30	133	2	36	36	13	283	5.2
Cardinal	28	1	313	42	85	.494	18	44	.409	25	27	.926	13	46	59	31	42	0	22	23	1	127	4.5
Johnson	59	19	753	91	169	.538	0	0	---	78	118	.661	50	131	181	17	137	5	25	47	35	260	4.4
Tsakalidis	23	7	258	20	50	.400	0	0	---	14	24	.583	24	40	64	2	34	0	7	21	11	54	2.3
Padgett	7	0	33	1	7	.143	0	4	0.000	0	2	0.000	5	4	9	0	2	0	1	1	0	2	0.3
Conroy	3	0	17	0	0	---	0	0	---	0	0	---	1	1	2	1	1	0	0	0	0	0	0.0
GRIZZLIES	82	19980	2998	6448	465	500	1362	.367	1835	2410	.761	866	2375	3241	1680	1827	20	564	1343	407	8331	101.6	
OPPONENTS	82	19980	3287	6761	.486	576	1480	.389	1603	2113	.759	965	2483	3448	2062	1992	26	681	1253	450	8753	106.7	

QUICK FACTS

- The Memphis Grizzlies ended their season 22-60, fifth in the Southwest Division.
- The Grizzlies scored a franchise-record 144 points in a 144-135 victory on Jan. 3 vs. Golden State, also setting the franchise record for most combined points (279) in a single game.
- Memphis averaged a then club-record 101.6 points per game and shoot a then franchise-best 46.5 percent from the field.
- **Mike Miller** made a team-record 202 three-point field goals.
- **Pau Gasol** shot a then franchise-best 53.8 percent from the field.
- Miller poured in a franchise-high 45 points on Feb. 21 at Golden State.
- Head Coach **Mike Fratello** relieved of his coaching duties on Dec. 28, and **Tony Barone, Sr.** named interim head coach.
- **Rudy Gay** named to the T-Mobile NBA All-Rookie First Team, finishing third in the NBA Rookie of the Year voting behind Brandon Roy and Andrea Bargnani after averaging 10.8 points and 4.5 rebounds in 78 games.
- Gay is named NBA Western Conference T-Mobile Rookie of the Month for the month of November 2007.
- Gasol became the Grizzlies' all-time franchise leader in points scored when he registered his 7,809th career point on March 7 at Toronto.

NBA STATISTICAL RANKINGS

Category	Memphis		Opponents		Category	Memphis		Opponents	
Points per game	101.6	6th	106.7	29th	Assists Per Game	20.49	T-19th	25.15	29th
Field Goal Pct.	.465	8th	.486	30th	Steals Per Game	6.88	23rd	8.30	30th
Free Throw Pct.	.761	13th	.759	22nd	Turnovers Per Game	16.38	26th	15.28	11th
3-Pt. Field Goal Pct.	.367	7th	.389	30th	Blocks Per Game	4.96	13th	5.49	30th
Offensive Rebounds Per Game	10.56	23rd	11.77	23rd	Personal Fouls Per game	22.28	16th	24.29	2nd
Defensive Rebounds Per Game	28.96	23rd	30.28	19th	Disqualifications	20	T-25th	26	3rd
Rebounds Per Game	39.52	26th	42.05	21st	Points Per Game Differential	-5.1	30th		

GAME BY GAME



Date	Opponent	Mem	Opp	Hm	Rd	Tot	Atten	Grizzlies		Opponent				
								Top Scorer	Top Rebounder	Top Scorer	Top Scorer			
Nov 1	NEW YORK	L	117	118(30t)	0-1	0-0	0-1	17,113	Atkins	25	Warrick	12	Richardson	31
Nov 3	CHARLOTTE	W	96	83	1-1	0-0	1-1	13,787	Miller	27	Roberts	11	Morrison	21
Nov 4	at Detroit	L	86	95	1-1	0-1	1-2	22,076	Warrick	21	Gay	9	Hamilton	24
Nov 7	HOUSTON	L	80	86	1-2	0-1	1-3	14,173	Swift	15	Roberts	8	Yao	24
Nov 11	at Phoenix	L	87	96	1-2	0-2	1-4	18,422	Atkins	20	Gay	9	Stoudemire	25
Nov 12	at L.A. Lakers	L	81	91	1-2	0-3	1-5	18,997	Miller	21	Miller	13	Bryant	21
Nov 15	at Sacramento	L	111	115	1-2	0-4	1-6	17,317	Atkins	27	Roberts, Miller	8	Bibby	32
Nov 17	DALLAS	L	103	115	1-3	0-4	1-7	16,727	Warrick	26	Warrick	8	Nowitzki	26
Nov 18	at Dallas	L	84	89	1-3	0-5	1-8	20,535	Gay	23	Gay	7	Nowitzki	24
Nov 20	ORLANDO	W	95	86	2-3	0-5	2-8	13,147	Warrick	26	Warrick	10	Howard	24
Nov 21	at Cleveland	L	94	97	2-3	0-6	2-9	20,562	Atkins	17	Miller, Swift	6	Gooden	22
Nov 24	WASHINGTON	W	95	80	3-3	0-6	3-9	15,067	Warrick	18	Swift	10	Butler	22
Nov 25	at Houston	L	76	85	3-3	0-7	3-10	16,707	Warrick	12	Gay	8	Yao	28
Nov 28	at Denver	W	108	96	3-3	1-7	4-10	12,435	Warrick	25	Swift	11	Anthony	37
Nov 29	at L.A. Clippers	L	90	105	3-3	1-8	4-11	15,829	Warrick	22	Roberts, Swift	8	Mobley	24
Dec 2	MIAMI	L	97	98	3-4	1-8	4-12	18,119	Miller	22	Miller	8	Wade	23
Dec 4	at New York	L	90	98	3-4	1-9	4-13	15,233	Warrick	19	Warrick	7	Curry	26
Dec 6	at Boston	W	98	96	3-4	2-9	5-13	15,649	Atkins	19	Roberts, Miller	7	Pierce	25
Dec 8	at Milwaukee	L	94	100	3-4	2-10	5-14	14,836	Warrick	31	Warrick	13	Patterson	30
Dec 9	L.A. CLIPPERS	L	82	89	3-5	2-10	5-15	14,509	Miller	19	Miller	13	Brand	26
Dec 11	at New Jersey	L	92	105	3-5	2-11	5-16	12,111	Atkins	26	Miller	8	Carter	37
Dec 13	PORTLAND	L	79	85	3-6	2-11	5-17	13,221	Miller	20	Johnson	7	Randolph	21
Dec 15	ATLANTA	L	88	97	3-7	2-11	5-18	14,663	Atkins	18	Miller	9	Pachulia	22
Dec 16	at Miami	L	90	98	3-7	2-12	5-19	19,400	Miller, Warrick	20	Johnson	9	Wade	41
Dec 18	SEATTLE	W	134	126(20t)	4-7	2-12	6-19	12,423	Miller	29	Miller	11	Lewis	36
Dec 20	at San Antonio	L	98	105	4-7	2-13	6-20	18,797	Miller	22	Miller	8	Duncan	21
Dec 22	at NO/Okla. City	L	97	100(0t)	4-7	2-14	6-21	18,097	Gasol	28	Gasol	9	M. Jackson	29
Dec 23	UTAH	L	97	100	4-8	2-14	6-22	14,793	Miller	28	Miller	5	Boozer	24
Dec 26	at Washington	L	101	116	4-8	2-15	6-23	18,778	Johnson	23	Johnson	10	Arenas	31
Dec 27	MILWAUKEE	L	96	112	4-9	2-15	6-24	14,914	Gasol	29	Gasol	7	Redd, Bogut	20
Dec 30	TORONTO	W	110	104	5-9	2-15	7-24	15,119	Miller	27	Swift	14	Peterson	19
Dec 31	at Houston	L	109	111	5-9	2-16	7-25	18,124	Miller	32	Swift	9	McGrady	38
Jan 3	GOLDEN STATE	W	144	135	6-9	2-16	8-25	12,176	Miller	33	Gasol	13	Barnes	36
Jan 5	BOSTON	L	119	128	6-10	2-16	8-26	15,263	Miller, Gasol	24	Gasol	7	Szczerbiak	26
Jan 7	SAN ANTONIO	L	96	110	6-11	2-16	8-27	15,227	Gasol	24	Miller	8	Ginobili	34
Jan 9	L.A. LAKERS	W	128	118	7-11	2-16	9-27	16,651	Miller, Gasol	25	Gasol	13	Bryant	25
Jan 12	MINNESOTA	L	110	116	7-12	2-16	9-28	16,119	Miller	23	Gasol	5	Garnett	28
Jan 13	at Chicago	L	66	111	7-12	2-17	9-29	22,104	Gasol	16	Gasol	13	Gordon	24
Jan 15	PHOENIX	L	122	137	7-13	2-17	9-30	18,119	Miller	25	Gasol	9	Stoudemire	42
Jan 17	PHILADELPHIA	W	118	102	8-13	2-17	10-30	14,681	Gasol	30	Gasol	12	Korver	30
Jan 20	at L.A. Clippers	L	91	112	8-13	2-18	10-31	17,672	Gasol	27	Gasol	7	Brand	34
Jan 22	at Denver	L	98	115	8-13	2-19	10-32	19,155	Gasol	23	Gasol	17	Anthony	28
Jan 24	at Utah	W	132	130(0t)	8-13	3-19	11-32	19,714	Atkins	29	Gasol	13	Boozer	39
Jan 26	at San Antonio	L	96	112	8-13	3-20	11-33	18,332	Warrick	27	Warrick	7	Duncan	26
Jan 27	PORTLAND	L	132	135(20t)	8-14	3-20	11-34	15,211	Miller	28	Gasol	14	Randolph	42
Jan 29	SACRAMENTO	W	124	117	9-14	3-20	12-34	12,396	Gasol	34	Roberts	14	Bibby	23
Jan 31	DALLAS	L	94	95	9-15	3-20	12-35	14,762	Miller	32	Gasol	13	Nowitzki	26
Feb 3	INDIANA	L	110	116	9-16	3-20	12-36	16,163	Gasol	30	Gasol	9	Tinsley, O'Neal	25
Feb 6	HOUSTON	L	90	98	9-17	3-20	12-37	12,496	Gasol	30	Gasol	13	McGrady	33
Feb 7	at Dallas	L	97	113	9-17	3-21	12-38	20,263	Gasol	29	Johnson	10	Nowitzki	38
Feb 9	MINNESOTA	W	105	97(0t)	10-17	3-21	13-38	15,963	Gay	19	Gasol	17	Blount	27
Feb 10	at NO/Okla. City	L	99	104	10-17	3-22	13-39	17,139	Gasol	21	Gasol	11	Paul	23
Feb 13	NO/Okla. CITY	W	108	104	11-17	3-22	14-39	10,641	Miller	22	Gasol	15	Mason	23
Feb 14	at Indiana	L	104	114	11-17	3-23	14-40	13,037	Gay	31	Gasol	13	O'Neal	23
Feb 20	at Seattle	L	105	121	11-17	3-24	14-41	16,006	Miller	20	Gasol	12	Lewis	34
Feb 21	at Golden State	L	115	118(0t)	11-17	3-25	14-42	16,967	Miller	45	Gasol	14	Jackson	26
Feb 23	at Portland	W	103	102	11-17	4-25	15-42	14,875	Gasol	23	Roberts, Warrick	7	Randolph	25
Feb 26	DENVER	L	107	111	11-18	4-25	15-43	14,736	Miller, Gasol	21	Gasol	11	Anthony	33
Feb 28	UTAH	L	88	104	11-19	4-25	15-44	15,117	Gasol	28	Gasol	13	Harping	25
Mar 2	at Philadelphia	L	112	117(0t)	11-19	4-26	15-45	16,314	Gasol	31	Gasol	13	Billups, Korver	27
Mar 3	DETROIT	L	89	92	11-20	4-26	15-46	17,191	Miller	24	Gasol	15	Ginobili	19
Mar 7	at Toronto	L	87	94	11-20	4-27	15-47	16,940	Miller	19	Gay	11	Bosh	19
Mar 9	at Atlanta	L	105	106	11-20	4-28	15-48	12,257	Miller	29	Swift	13	Smith	20
Mar 10	at Charlotte	W	115	107	11-20	5-28	16-48	17,106	Gasol	31	Gasol	15	Felton	24
Mar 12	NEW JERSEY	L	102	113	11-21	5-28	16-49	12,165	Gasol	19	Swift	10	Carter	30
Mar 14	CLEVELAND	L	96	118	11-22	5-28	16-50	14,561	Gay	24	Gasol	10	James	29
Mar 17	CHICAGO	W	104	103	12-22	5-28	17-50	14,793	Miller	25	Miller	12	Gordon	33
Mar 20	NO/Okla. CITY	L	103	114	12-23	5-28	17-51	10,916	Gasol	28	Gasol	10	West	26
Mar 22	L.A. LAKERS	L	119	121	12-24	5-28	17-52	16,107	Gasol	35	Gasol	15	Bryant	60
Mar 24	at Utah	L	108	118	12-24	5-29	17-53	19,911	D. Jones	26	Gasol	10	Boozer	28
Mar 26	at Phoenix	L	87	105	12-24	5-30	17-54	18,422	Gasol	21	Gasol	10	Bell	29
Mar 27	at L.A. Lakers	W	88	86	12-24	6-30	18-54	18,997	Kinsey	24	Gasol	16	Bryant	23
Mar 29	at Portland	W	96	92	12-24	7-30	19-54	15,618	Kinsey	20	Warrick	10	Randolph	43
Mar 30	at Seattle	L	93	120	12-24	7-31	19-55	16,469	Warrick	26	Warrick	11	Collison, Petro	22
Apr 1	at Golden State	L	117	122	12-24	7-32	19-56	17,198	Gasol	23	Gasol, Warrick	9	Richardson	27
Apr 3	PHOENIX	L	111	116	12-25	7-32	19-57	14,863	Gasol	23	Warrick	16	Stoudemire	26
Apr 6	GOLDEN STATE	L	104	116	12-26	7-32	19-58	14,087	Kinsey	28	Gasol	11	Davis	31
Apr 7	at Orlando	L	89	116	12-26	7-33	19-59	17,233	Atkins	18	Gasol, Warrick	8	Howard	31
Apr 10	SACRAMENTO	L	100	112	12-27	7-33	19-60	11,393	D. Jones	20	Gasol	9	Bibby	25
Apr 14	DENVER	W	133	118	13-27	7-33	20-60	18,119	Kinsey, Atkins	28	Warrick	11	Anthony	28
Apr 16	SAN ANTONIO	W	101	91	14-27	7-33	21-60	13,345	Gasol	25	Gasol	15	Finley, White	17
Apr 18	at Minnesota	W	116	94	14-27	8-33	22-60	14,977	Gasol	25	Gasol	16	Foye	26

INTRO

PLAYERS

EXECUTIVE

BASKETBALL OPS

BUSINESS OPS

MEDIA

COMMUNITY

HISTORY

PLAYOFFS

REVIEW

OPPONENTS

NBA

FEDERATION

AT A GLANCE



SEASON REVIEW

2005-06 MEMPHIS GRIZZLIES (49-33)



Back Row, L-R: Lionel Hollins, Scott Aduabato, Jason Hamm, Mitchell Anderson, Eric Musselman, Mike Miller, Hakim Warrick, Lorenzen Wright, Jake Tsakalidis, Pau Gasol, Lawrence Roberts, Brian Cardinal, Shane Battier, Yusuf Boyd, Scott McCullough, Mike Curtis, Charles Sweeney, Dana Davis. **Front Row, L-R:** Eddie Jones, Anthony Roberson, Bobby Jackson, Mike Fratello, Chucky Atkins, Antonio Burks, Dahntay Jones.

Player	--Field Goals--			--3-Point FG--			--Free Throws--			--Rebounds--													
	G	GS	Min	FG	FGA	Pct	FG	FGA	Pct	FT	FTA	Pct	Off	Def	Tot	Ast	Pf	Dq	Stl	TO	Blk	Pts	Avg
Gasol	80	80	3135	600	1194	.503	3	12	.250	425	617	.689	191	522	713	371	184	1	46	235	153	1628	20.4
Miller	74	9	2268	354	760	.466	138	339	.407	168	210	.800	42	355	397	200	173	4	52	140	27	1014	13.7
E. Jones	75	75	2437	292	722	.404	133	374	.356	168	215	.781	35	244	279	177	201	2	131	93	27	885	11.8
Stoudamire	27	27	862	114	287	.397	36	104	.346	53	62	.855	23	72	95	128	49	0	19	55	1	317	11.7
Atkins	43	39	1161	160	399	.401	64	182	.352	107	132	.811	11	64	75	129	94	3	29	57	2	491	11.4
Jackson	71	15	1775	286	748	.382	129	332	.389	107	146	.733	44	179	223	195	155	2	61	101	1	808	11.4
Battier	81	81	2839	303	621	.488	65	165	.394	147	208	.707	164	265	429	136	223	3	92	90	114	818	10.1
Wright	78	58	1689	194	406	.478	0	2	.000	66	117	.564	142	253	395	48	201	0	52	67	46	454	5.8
Tsakalidis	51	19	732	100	165	.606	0	0	---	57	87	.655	78	134	212	13	107	1	14	39	32	257	5.0
Warrick	68	2	724	101	228	.443	0	0	---	76	115	.661	43	101	144	30	113	0	14	56	21	278	4.1
D. Jones	71	4	967	109	263	.414	3	21	.143	60	93	.645	20	84	104	39	108	1	38	50	15	281	4.0
Cardinal	36	0	402	46	111	.414	13	29	.448	19	27	.704	11	44	55	33	65	0	23	27	0	124	3.4
Roberson	16	0	88	14	31	.452	5	10	.500	2	2	1.000	0	6	6	5	6	0	1	3	0	35	2.2
Burks	57	1	570	51	144	.354	1	6	.167	10	23	.435	4	33	37	76	45	0	20	36	0	113	2.0
Roberts	33	0	181	20	44	.455	0	2	.000	11	23	.478	26	23	49	5	30	0	8	5	2	51	1.5
Thomas	3	0	25	2	2	1.000	0	---	0	0	---	0	0	0	1	3	0	0	2	1	4	1.3	
GRIZZLIES	82		19855	2746	6125	.448	590	1578	.374	1476	2077	.711	834	2379	3213	1586	1757	17	600	1134	442	7558	92.2
OPPONENTS	82		19855	2691	6172	.436	408	1223	.334	1465	1942	.754	927	2404	3331	1605	1867	14	597	1213	456	7255	88.5

QUICK FACTS

- The Memphis Grizzlies wrapped up the season with a 49-33 record (third in the Southwest Division), making the NBA Playoffs for the third consecutive year.
- Dallas swept Memphis, 4-0, in the first round of the 2006 NBA Playoffs.
- The Grizzlies held their opponents to an NBA-low 88.5 points per game.
- Forward **Mike Miller** named NBA Sixth Man of the Year after averaging 13.7 points, 5.4 rebounds and 2.7 assists in 74 games.
- Memphis shot a franchise-best 37.4 percent from three-point range.
- **Pau Gasol** became the first NBA All-Star in franchise history and grabbed a game-high 12 rebounds.
- Gasol is named Western Conference Player of the Week twice (games played Feb. 27-March 2 and March 20-26).
- Gasol became the franchise's all-time leading rebounder on March 24 at New York, as he pulled down his 3,072nd rebound in a Grizzlies uniform.
- Gasol tied a franchise record by scoring 30-plus points in three consecutive games from March 24-28.

NBA STATISTICAL RANKINGS

Category	Memphis		Opponents		Category	Memphis		Opponents	
Points per game	92.2	27th	88.5	1st	Assists Per Game	19.34	22nd	19.57	10th
Field Goal Pct.	.448	20th	.436	6th	Steals Per Game	7.32	10th	7.28	T-18th
Free Throw Pct.	.711	27th	.754	25th	Turnovers Per Game	13.83	8th	14.79	9th
3-Pt. Field Goal Pct.	.374	8th	.334	2nd	Blocks Per Game	5.39	T-8th	5.56	29th
Offensive Rebounds Per Game	10.17	25th	11.30	16th	Personal Fouls Per game	21.43	7th	22.77	17th
Defensive Rebounds Per Game	29.01	T-21st	29.32	11th	Disqualifications	17	T-11th	14	T-18th
Rebounds Per Game	39.18	28th	40.62	14th	Points Per Game Differential	+3.7	6th		

GAME BY GAME



Date	Opponent	Mem	Opp	Hm	Rd	Tot	Atten	Grizzlies		Opponent					
								Top Scorer	Top Rebounder	Top Scorer	Top Scorer				
Nov 2	MIAMI	L	78	97	0-1	0-0	0-1	18,119	Gasol	26	Gasol	12	Walker	25	
Nov 4	at Orlando	W	94	85	0-1	1-0	1-1	14,942	E. Jones	25	Gasol, Miller	8	Francis	22	
Nov 5	CLEVELAND	W	113	106	1-1	1-0	2-1	17,368	Gasol	29	Wright	13	James	36	
Nov 8	SEATTLE	W	94	69	2-1	1-0	3-1	14,319	Gasol	20	Wright	11	Allen	15	
Nov 9	at Boston	L	98	99	2-1	1-1	3-2	15,086	E. Jones	20	Gasol, Miller	6	Pierce	29	
Nov 11	at Cleveland	L	70	89	2-1	1-2	3-3	16,554	E. Jones	15	E. Jones, Jackson, Roberts	4	James	16	
Nov 12	at Atlanta	W	85	84	2-1	2-2	4-3	15,949	Battier	22	Gasol	9	Johnson	17	
Nov 14	L.A. LAKERS	W	85	73	3-1	2-2	5-3	16,671	Gasol	20	Wright	12	Bryant	18	
Nov 16	at Phoenix	W	115	103	3-1	3-2	6-3	15,808	Stoudamire	26	Battier	12	Marion	23	
Nov 19	at Utah	W	80	72	3-1	4-2	7-3	16,356	Miller	18	Miller, Wright	8	Williams	21	
Nov 20	at Denver	L	83	99	3-1	4-3	7-4	16,072	Gasol	24	Gasol	12	Camby, Anthony	21	
Nov 22	PORTLAND	L	87	95	3-2	4-3	7-5	14,555	Battier	21	Gasol	16	Miles	22	
Nov 25	HOUSTON	W	86	81	4-2	4-3	8-5	18,119	Battier	20	Wright	11	Anderson	16	
Nov 26	at Dallas	W	112	92	4-2	5-3	9-5	20,135	Gasol	36	Gasol	15	Nowitzki	27	
Nov 30	at Toronto	W	92	66	4-2	6-3	10-5	14,993	Stoudamire	19	Gasol	10	Bosh	15	
Dec 2	ORLANDO	W	91	69	5-2	6-3	11-5	13,913	Miller	25	Gasol	8	Stevenson	22	
Dec 3	at Houston	W	90	75	5-2	7-3	12-5	17,135	Stoudamire	24	Wright	8	Yao	29	
Dec 6	NO/OKLAHOMA CITY	W	89	73	6-2	7-3	13-5	13,271	Gasol	29	Gasol	15	Mason, West	15	
Dec 9	DALLAS	L	83	90	6-3	7-3	13-6	17,176	Miller	19	Gasol, Miller	8	Nowitzki	35	
Dec 10	at Indiana	L	66	80	6-3	7-4	13-7	16,043	Battier	13	Gasol	7	O'Neal	20	
Dec 14	L.A. LAKERS	L	79	94	6-4	7-4	13-8	16,591	Miller	21	Gasol	12	Bryant	27	
Dec 17	PHOENIX	W	91	87	7-4	7-4	14-8	16,375	Gasol, Miller	14	Miller	11	House	21	
Dec 19	DETROIT	L	104	106	(2ot)	7-5	7-4	14-9	16,897	Gasol	32	Gasol	13	Billups	30
Dec 21	PORTLAND	W	89	79	8-5	7-4	15-9	14,231	Gasol	26	Gasol	12	Dixon	17	
Dec 23	CHICAGO	W	95	77	9-5	7-4	16-9	15,917	Miller	27	Gasol	11	Nocioni	14	
Dec 26	at Utah	L	102	105	(ot)	9-5	7-5	16-10	18,545	Gasol	32	Gasol	11	Kirilenko	24
Dec 28	at L.A. Lakers	W	100	99	(ot)	9-5	8-5	17-10	18,997	Stoudamire	25	Miller	15	Bryant	45
Dec 30	at Portland	W	93	90	9-5	9-5	18-10	13,697	Miller	23	Gasol, Battier	9	Patterson	22	
Dec 31	at Seattle	W	100	96	9-5	10-5	19-10	16,567	Gasol	22	Gasol	8	Allen	28	
Jan 3	GOLDEN STATE	W	104	94	10-5	10-5	20-10	14,697	E. Jones	23	Gasol, Battier, Wright	7	Richardson	20	
Jan 6	UTAH	W	87	65	11-5	10-5	21-10	17,019	Gasol	27	Gasol	18	Kirilenko	20	
Jan 7	at Chicago	L	82	111	11-5	10-6	21-11	20,378	Burks	18	Gasol	7	Hinrich	26	
Jan 10	SACRAMENTO	W	99	85	12-5	10-6	22-11	14,081	Gasol	27	Miller	10	Bigby	26	
Jan 13	NEW JERSEY	W	81	69	13-5	10-6	23-11	17,221	Miller	18	Miller	16	Carter	14	
Jan 14	at San Antonio	L	79	80	13-5	10-7	23-12	18,797	Gasol	26	E. Jones	10	Ginobili	20	
Jan 16	SAN ANTONIO	L	83	93	13-6	10-7	23-12	18,119	Gasol	25	Gasol	9	Parker	28	
Jan 18	at NO/Oklahoma City	L	79	87	13-6	10-8	23-14	14,554	Miller	21	E. Jones	8	Paul	16	
Jan 20	at Philadelphia	L	86	89	(ot)	13-6	10-9	23-15	18,010	E. Jones	22	Wright	10	Iverson	30
Jan 22	at Washington	W	93	82	13-6	11-9	24-15	14,914	Miller	30	Five players tied	6	Jamison	25	
Jan 24	at Miami	L	82	94	13-6	11-10	24-16	19,600	Jackson	22	Gasol	7	Wade	25	
Jan 25	MINNESOTA	W	107	87	14-6	11-10	25-16	16,813	Gasol	30	Gasol, Battier	8	Garnett	29	
Jan 27	at Detroit	L	89	95	14-6	11-11	25-17	22,076	Gasol	31	Gasol	7	Billups	34	
Jan 28	NO/OKLAHOMA CITY	L	86	95	14-7	11-11	25-18	16,228	Gasol	25	Gasol	16	Claxton	20	
Jan 30	HOUSTON	W	86	77	15-7	11-11	26-18	16,371	Atkins	19	Gasol	11	McGrady	23	
Feb 1	DALLAS	L	80	81	15-8	11-11	26-19	15,817	Gasol	26	Gasol	10	Howard	19	
Feb 4	at Milwaukee	L	78	88	15-8	11-12	26-20	17,894	Gasol	19	Gasol	12	Redd	23	
Feb 7	at Sacramento	L	96	104	15-8	11-13	26-21	17,317	Jackson	24	Battier	10	Miller, Martin	22	
Feb 8	at Phoenix	L	102	108	15-8	11-14	26-22	17,801	Jackson	17	Battier	10	Barbosa	24	
Feb 10	at L.A. Clippers	L	87	91	15-8	11-15	26-23	17,182	Gasol, Battier	16	Tsakalidis	12	Brand	44	
Feb 11	at L.A. Lakers	W	100	99	15-8	12-15	27-23	18,997	Gasol	31	Gasol	12	Bryant	26	
Feb 13	at Golden State	W	81	79	15-8	13-15	28-23	17,023	Gasol	23	Gasol	13	Fisher	21	
Feb 15	SACRAMENTO	W	84	78	16-8	13-15	29-23	14,541	Gasol	24	Wright	9	Martin	14	
Feb 21	TORONTO	W	94	88	17-8	13-15	30-23	15,385	Gasol	21	Battier	13	Bosh	26	
Feb 23	at Dallas	L	87	97	17-8	13-16	30-24	19,912	Jackson, Gasol	18	Jackson, Miller, Battier	7	Nowitzki	31	
Feb 24	SAN ANTONIO	L	80	83	17-9	13-16	30-25	18,119	Gasol	21	Gasol	12	Duncan	19	
Feb 26	at Minnesota	L	99	105	17-9	13-17	30-26	16,298	Gasol	23	Warrick	9	Davis	35	
Feb 27	WASHINGTON	W	108	98	18-9	13-17	31-26	12,981	Gasol	39	Gasol	10	Arenas	37	
Mar 1	NEW YORK	W	101	99	19-9	13-17	32-26	14,678	Gasol	23	Gasol	7	Marbury	25	
Mar 5	at L.A. Clippers	W	102	86	19-9	14-17	32-26	16,796	Miller	20	Miller	7	Brand	23	
Mar 6	at Denver	L	101	115	19-9	14-18	33-27	15,242	Jackson	22	Jackson, D. Jones	4	Anthony	35	
Mar 8	at Seattle	W	99	74	19-9	15-18	34-27	15,521	Gasol	21	Tsakalidis	15	Allen	18	
Mar 10	at Sacramento	L	93	105	19-9	15-19	34-28	17,317	Gasol	26	Gasol	12	Artest	30	
Mar 12	PHILADELPHIA	L	91	94	19-10	15-19	34-29	17,776	Tsakalidis	17	Tsakalidis	12	Weber	31	
Mar 14	BOSTON	W	93	76	20-10	15-19	35-29	14,271	Tsakalidis	19	Tsakalidis	16	Szczerbiak	18	
Mar 17	DENVER	W	116	102	21-10	15-19	36-29	17,222	Miller	41	Atkins	8	Anthony	33	
Mar 19	UTAH	W	90	84	22-10	15-19	37-29	14,116	Atkins	20	Gasol	10	Bozzer	19	
Mar 21	INDIANA	W	105	75	23-10	15-19	38-29	14,063	Gasol	23	Gasol	8	Foster, Johnson	15	
Mar 23	L.A. CLIPPERS	W	95	85	24-10	15-19	39-29	13,872	E. Jones	23	Miller	14	Brand	25	
Mar 24	at New York	W	91	75	24-10	16-19	40-29	19,763	Gasol	36	Wright	9	Curry	19	
Mar 26	CHARLOTTE	W	102	95	25-10	16-19	41-29	17,328	Gasol	33	Gasol	15	Wallace	25	
Mar 28	SEATTLE	L	97	98	25-11	16-19	41-30	14,691	Gasol	44	Wright	14	Allen	20	
Mar 29	at New Jersey	L	74	86	25-11	16-20	41-31	16,455	Gasol	21	Gasol	8	Jefferson	27	
Mar 31	at NO/Oklahoma City	L	102	107	25-11	16-21	41-32	18,817	Jackson	26	Battier	10	Jackson	24	
Apr 2	ATLANTA	W	98	87	26-11	16-21	42-32	14,463	Atkins	19	Gasol	10	J. Smith	26	
Apr 4	GOLDEN STATE	W	100	75	27-11	16-21	43-32	14,891	Atkins	22	Tsakalidis	11	Fisher	17	
Apr 7	MILWAUKEE	W	100	90	28-11	16-21	44-32	16,463	Gasol	33	Gasol	14	Redd	25	
Apr 9	at San Antonio	L	81	83	28-11	16-22	44-33	18,797	Tsakalidis	15	Battier	12	Duncan	23	
Apr 11	MINNESOTA	W	92	76	29-11	16-22	45-33	15,571	Gasol	19	Gasol	10	Reed	14	
Apr 12	at Charlotte	W	96	88	29-11	17-22	46-33	16,439	E. Jones	16	Battier	8	Wallace	17	
Apr 15	at Houston	W	93	81	29-11	18-22	47-33	16,958	Miller	25	Gasol	10	Howard	16	
Apr 18	L.A. CLIPPERS	W	101	95	30-11	18-22	48-33	17,214	Tsakalidis	18	Tsakalidis	9	Singleton	23	
Apr 19	at Minnesota	W	102	92	(2ot)	30-11	19-22	49-33	15,934	Cardinal	18	Roberts	12	Wright	19

INTRO
PLAYERS
EXECUTIVE
BASEBALL OPS
BUSINESS OPS
MEDIA
COMMUNITY
HISTORY
PLAYOFFS
REVIEW
OPPONENTS
NBA
FEDERATION
AT A GLANCE



SEASON REVIEW

2004-05 MEMPHIS GRIZZLIES (45-37)



Back Row, L-R: Eric Musselman, Mike Fratello, Lionel Hollins, John Welch, Mitchell Anderson, Ryan Humphrey, Stromile Swift, Pau Gasol, Jake Tsakalidis, Lorenzen Wright, Shane Battier, Brian Cardinal, James Posey, Scott McCullough, Yusuf Boyd, Mike Curtis, T.J. Zanin, Dana Davis. **Front Row, L-R:** Bonzi Wells, Antonio Burks, Jason Williams, Mike Miller, Earl Watson, Dahntay Jones, Andre Emmett.

Player	--Field Goals--			--3-Point FG--			-Free Throws-			--Rebounds--				PF	Dq	Stl	TO	Blk	Pts	Avg			
	G	GS	Min	FG	FGA	Pct	FG	FGA	Pct	FT	FTA	Pct	Off								Def	Tot	Ast
Gasol	56	53	1790	357	695	.514	1	6	.167	282	367	.768	130	280	410	135	146	1	37	137	93	997	17.8
Miller	76	51	2278	387	766	.505	140	323	.433	108	150	.720	36	264	300	220	197	2	54	127	23	1022	13.4
Wells	69	19	1489	272	617	.441	36	104	.346	141	188	.750	49	180	229	80	165	0	85	90	27	721	10.4
Williams	71	68	1952	266	644	.413	107	330	.324	80	101	.792	19	103	122	399	91	0	75	130	5	719	10.1
Swift	60	14	1279	219	488	.449	0	4	.000	166	219	.758	92	181	273	43	182	0	41	90	92	604	10.1
Battier	80	72	2516	271	613	.442	70	177	.395	180	228	.789	158	255	413	126	201	2	91	75	77	792	9.9
Wright	80	77	2287	320	683	.469	0	3	.000	131	198	.662	177	436	613	87	251	1	58	100	69	771	9.6
Cardinal	58	16	1433	160	432	.370	44	125	.352	158	181	.873	63	162	225	114	172	3	88	83	19	522	9.0
Posey	50	18	1382	127	356	.357	55	178	.309	96	111	.865	45	174	219	88	134	0	48	69	23	405	8.1
Watson	80	14	1808	236	554	.426	52	163	.319	91	138	.659	35	129	164	359	184	0	83	167	19	615	7.7
Jones	52	7	649	83	190	.437	23	60	.383	44	64	.688	11	58	69	21	81	0	13	29	11	233	4.5
Burks	24	0	219	28	60	.467	3	11	.273	14	19	.737	1	11	12	28	25	0	13	12	1	73	3.0
Humphrey	35	0	317	42	103	.408	0	2	.000	18	37	.486	50	37	87	6	35	0	10	23	1	102	2.9
Tsakalidis	31	1	278	32	64	.500	0	0	---	14	18	.778	21	35	56	10	42	0	3	12	16	78	2.5
Emmett	8	0	28	2	6	.333	0	0	---	3	5	.600	0	2	2	0	4	0	0	1	0	7	0.9
GRIZZLIES	82	19705	2802	6271	.447	531	1486	.357	1526	2024	.754	887	2307	3194	1716	1910	9	699	1197	476	7661	93.4	
OPPONENTS	82	19705	2684	6215	.432	426	1215	.351	1679	2179	.771	993	2387	3380	1633	1853	15	612	1303	476	7473	91.1	

QUICK FACTS

- The Memphis Grizzlies made the playoffs for the second consecutive season with a 45-37 record, despite playing under three different head coaches.
- On Nov. 25, 2004, Grizzlies Head Coach **Hubie Brown** resigned and **Lionel Hollins** was named interim head coach for the second time.
- **Mike Fratello** named head coach for the remainder of the season on Dec. 2.
- Phoenix swept Memphis 4-0 in the first round of the 2005 NBA Playoffs.
- The Grizzlies went 8-1 during the month of April, including a 5-0 home record, setting a franchise-record for best winning percentage and best record at home for a month.
- **Mike Miller** shot a club-record 43.3 percent from beyond the arc.

NBA STATISTICAL RANKINGS

Category	Memphis	Opponents	Category	Memphis	Opponents
Points per game	93.4	23rd	Assists Per Game	20.93	20th
Field Goal Pct.	.447	16th	Steals Per Game	8.52	5th
Free Throw Pct.	.754	19th	Turnovers Per Game	14.60	19th
3-PT. Field Goal Pct.	.357	12th	Blocks Per Game	5.80	5th
Offensive Rebounds Per Game	10.82	T-25th	Personal Fouls Per game	23.29	22nd
Defensive Rebounds Per Game	28.13	28th	Disqualifications	9	4th
Rebounds Per Game	38.95	30th	Points Per Game Differential	+2.3	8th

GAME BY GAME



Date	Opponent	Mem	Opp	Hm	Rd	Tot	Atten	Grizzlies		Grizzlies		Opponent		
								Top Scorer	Top Rebounder	Top Scorer	Top Scorer			
Nov 3	WASHINGTON	L	91	103	0-1	0-0	0-1	18,119	Wells	19	Gasol	9	Jamison	34
Nov 5	HOUSTON	L	81	89	0-2	0-0	0-2	18,119	Gasol	21	Wright	9	McGrady	30
Nov 6	at Dallas	L	88	112	0-2	0-1	0-3	19,796	Gasol	18	Swift	11	Finley	23
Nov 9	at Houston	L	87	90	0-2	0-2	0-4	11,568	Swift	18	Gasol, Wells	6	Howard	20
Nov 10	L.A. LAKERS	W	110	87	1-2	0-2	1-4	18,119	Gasol	22	Swift	10	Bryant	20
Nov 12	GOLDEN STATE	W	96	67	2-2	0-2	2-4	17,086	Gasol	14	Gasol, Swift	11	Najera	16
Nov 14	at Seattle	L	113	118	2-2	0-3	2-5	12,302	Gasol	25	Battier, Swift	6	Allen	34
Nov 17	at Portland	W	101	82	2-2	1-3	3-5	14,176	Wells	25	Gasol, Wright	10	Randolph	16
Nov 19	at Sacramento	L	105	107	2-2	1-4	3-6	17,317	Swift	23	Gasol	18	Webber	31
Nov 20	at Golden State	W	100	87	2-2	2-4	4-6	16,164	Swift	20	Swift	12	Murphy	27
Nov 22	SAN ANTONIO	W	93	90	3-2	2-4	5-6	16,127	Wells	26	Wright	10	Duncan	26
Nov 24	SEATTLE	L	84	93	3-3	2-4	5-7	15,542	Battier	12	Wells	8	Lewis	27
Nov 26	at Minnesota	L	90	115	3-3	2-5	5-8	17,985	Miller	19	Gasol	7	Garnett	26
Nov 27	DALLAS	L	85	98	3-4	2-5	5-9	18,119	Miller	20	Gasol	13	Nowitzki	32
Nov 30	SACRAMENTO	L	93	98	3-5	2-5	5-10	14,192	Miller	25	Gasol	13	Stojakovic	29
Dec 1	at New York	L	82	90	3-5	2-6	5-11	17,858	Wells	16	Gasol	14	Marbury	26
Dec 3	PHILADELPHIA	W	94	86	4-5	2-6	6-11	16,806	Gasol	34	Gasol	15	Iverson	25
Dec 4	at Orlando	L	91	96	4-5	2-7	6-12	14,518	Gasol	20	Wells	7	Hill	23
Dec 7	NEW YORK	W	96	88	5-5	2-7	7-12	15,241	Watson	22	Gasol	8	Crawford	17
Dec 8	at Atlanta	W	97	89	5-5	3-7	8-12	7,271	Gasol	24	Gasol	7	Walker	31
Dec 10	at Miami	L	84	92	5-5	3-8	8-13	19,600	Wright	18	Gasol, Wright	11	Wade	26
Dec 11	DETROIT	W	72	68	6-5	3-8	9-13	18,119	Gasol	20	Wright	10	R. Wallace	22
Dec 13	CLEVELAND	L	86	92	6-6	3-8	9-14	15,516	Gasol	19	Wright	10	James	31
Dec 15	CHICAGO	L	88	96	6-7	3-8	9-15	14,163	Gasol	24	Posey, Wright	7	Curry	20
Dec 17	NEW JERSEY	W	89	84	7-7	3-8	10-15	18,119	Williams	27	Gasol	12	Jefferson	26
Dec 19	at L.A. Clippers	W	92	82	7-7	4-8	11-15	16,297	Gasol	20	Gasol	8	Maggette	22
Dec 20	at L.A. Lakers	W	82	72	7-7	5-8	12-15	18,997	Battier	17	Gasol	11	Butler	16
Dec 22	at Golden State	L	99	109	7-7	5-9	12-16	15,389	Posey	22	Swift	8	Richardson	24
Dec 23	at Phoenix	L	102	109	7-7	5-10	12-17	17,422	Miller	22	Battier	10	Stoudemire	30
Dec 27	L.A. CLIPPERS	W	96	76	8-7	5-10	13-17	15,273	Gasol	24	Posey	10	Maggette	14
Dec 29	BOSTON	W	117	109	9-7	5-10	14-17	18,119	Gasol	24	Gasol	11	LaFrenz	28
Jan 1	at Minnesota	W	104	95	9-7	6-10	15-17	16,577	Gasol	23	Wells	8	Garnett	30
Jan 3	UTAH	W	92	82	10-7	6-10	16-17	14,293	Gasol	25	Wright	12	Boozer	20
Jan 6	at Detroit	W	101	79	10-7	7-10	17-17	22,076	Wells	23	Wright	8	Hamilton	14
Jan 7	NEW ORLEANS	W	84	76	11-7	7-10	18-17	15,317	Gasol	20	Wright	11	B. Davis	19
Jan 11	INDIANA	L	85	86	11-8	7-10	18-18	16,171	Gasol	31	Gasol	9	O'Neal	35
Jan 14	at Charlotte	W	109	89	11-8	8-10	19-18	17,447	Gasol	19	Posey	7	Okafor	17
Jan 15	MILWAUKEE	W	101	82	12-8	8-10	20-18	17,539	Williams	25	Gasol	8	Reid	26
Jan 17	HOUSTON	W	99	80	13-8	8-10	21-18	18,119	Wells	18	Gasol	9	McGrady	28
Jan 19	at Phoenix	W	88	79	13-8	9-10	22-18	18,422	Wells	16	Battier	14	Richardson	19
Jan 21	at Denver	L	82	92	13-8	9-11	22-19	18,056	Wright	17	Wright	7	Boykins	25
Jan 22	at Utah	W	110	94	13-8	10-11	23-19	19,707	Gasol	23	Wright	7	Okur	22
Jan 25	ORLANDO	W	95	83	14-8	10-11	24-19	16,173	Swift	18	Swift	9	Francis, Hill	18
Jan 26	at Cleveland	L	111	114	14-8	10-12	24-20	17,057	Miller	28	Cardinal	7	Gooden, James	27
Jan 29	ATLANTA	W	84	83	15-8	10-12	25-20	18,119	Williams	23	Wright	9	Harrington	18
Jan 31	at New Orleans	W	98	91	15-8	11-12	26-20	11,610	Swift, Wright	19	Wright	11	Dickau	19
Feb 1	PHOENIX	W	108	97	16-8	11-12	27-20	16,637	Williams	19	Wright	13	Johnson	30
Feb 3	L.A. CLIPPERS	L	103	106	16-9	11-12	27-21	14,697	Miller	16	Wright	10	Simmons	26
Feb 8	MINNESOTA	W	108	96	17-9	11-12	28-21	16,169	Swift, Wright	18	Wright	12	Garnett	24
Feb 9	at Philadelphia	W	98	95	17-9	12-12	29-21	14,199	Jones	23	Wright	8	Iverson	38
Feb 11	PORTLAND	W	88	82	18-9	12-12	30-21	18,119	Swift	23	Wells	14	Randolph	26
Feb 13	at Indiana	L	73	76	18-9	12-13	30-22	17,290	Wright	18	Wright	13	Jackson	19
Feb 16	at Boston	L	88	90	18-9	12-14	30-23	13,078	Swift	19	Wright	10	Pierce	19
Feb 23	at Washington	L	83	93	18-9	12-15	30-24	15,705	Miller	16	Wright	8	Arenas	30
Feb 25	DENVER	L	94	97(ot)	18-10	12-15	30-25	18,119	Cardinal	28	Wright	18	Boykins	19
Feb 26	at San Antonio	W	84	82	18-10	13-15	31-25	18,297	Wright	19	Cardinal, Miller	7	Duncan	27
Mar 1	GOLDEN STATE	W	99	97	19-10	13-15	32-25	14,709	Battier	25	Battier	10	Richardson	29
Mar 4	TORONTO	W	86	75	20-10	13-15	33-25	18,119	Battier	33	Battier	15	Rose	19
Mar 7	at L.A. Clippers	W	105	102	20-10	14-15	34-25	15,754	Wright	23	Battier	6	Maggette	37
Mar 8	at Sacramento	L	82	85	20-10	14-16	34-26	17,317	Cardinal	15	Miller	8	Bibby	26
Mar 11	at Utah	W	94	82	20-10	15-16	35-26	18,468	Miller	24	Wright	8	Kirilenko	25
Mar 12	at Portland	L	66	80	20-10	15-17	35-27	17,553	Wright	21	Wright	12	Abdur-Rahim	25
Mar 14	PORTLAND	W	104	83	21-10	15-17	36-27	16,165	Miller	27	Wright	9	Stoudemire	20
Mar 16	at New Orleans	W	88	82	21-10	16-17	37-27	14,164	Posey	20	Cardinal, Wright	8	Nachbar	19
Mar 18	MINNESOTA	W	88	83	22-10	16-17	38-27	18,119	Williams	17	Posey	10	Garnett	30
Mar 20	PHOENIX	L	91	97	22-11	16-17	38-28	18,119	Battier	20	Wright	8	Johnson	28
Mar 24	at New Jersey	W	105	96	22-11	17-17	39-28	13,732	Wright, Williams	20	Wright	10	Carter	22
Mar 26	NEW ORLEANS	L	85	96	22-12	17-17	39-29	18,119	Cardinal	17	Wright	12	Smith	33
Mar 28	at Chicago	L	86	94	22-12	17-18	39-30	21,935	Wells	30	Miller	9	Curry	25
Mar 29	SEATTLE	L	99	102	22-13	17-18	39-31	17,256	Gasol	24	Gasol	8	Allen, James	22
Apr 1	at Milwaukee	W	93	82	22-13	18-18	40-31	14,983	Gasol	20	Gasol	7	Mason	24
Apr 3	L.A. LAKERS	W	102	82	23-13	18-18	41-31	18,119	Miller	22	Gasol	10	Butler	18
Apr 5	DENVER	L	91	94	23-14	18-18	41-32	18,119	Gasol	18	Wright	12	Anthony	24
Apr 6	at Toronto	W	104	74	23-14	19-18	42-32	14,964	Gasol	26	Wright	10	Rose	19
Apr 8	MIAMI	W	97	81	24-14	19-18	43-32	18,119	Miller	30	Wright	8	Wade	16
Apr 10	CHARLOTTE	W	102	95	25-14	19-18	44-32	16,953	Battier	25	Battier	11	Knight	22
Apr 11	at Dallas	L	89	110	25-14	19-19	44-33	20,044	Wright	18	Gasol	8	Howard	23
Apr 13	at Houston	L	92	100	25-14	19-20	44-34	17,060	Miller	37	Wright	10	Yao	28
Apr 15	at Denver	L	102	111	25-14	19-21	44-35	19,735	Miller	17	Wright	11	Anthony	22
Apr 16	at San Antonio	L	75	97	25-14	19-22	44-36	18,797	Gasol	17	Gasol	6	Bowen	15
Apr 18	SAN ANTONIO	W	94	92	26-14	19-22	45-36	17,183	Miller	28	Miller	9	Robinson	23
Apr 20	DALLAS	L	88	108	26-15	19-22	45-37	16,512	Gasol	18	Wright	9	Howard	27

INTRO PLAYERS EXECUTIVE BASEBALL OPS BUSINESS MEDIA COMMUNITY HISTORY PLAYOFFS OPPONENTS NBA FEDERATION AT A GLANCE



SEASON REVIEW

2003-04 MEMPHIS GRIZZLIES (50-32)



Back Row, L-R: Brendan Brown, Hal Wissel, John Welch, Lionel Hollins, Tony Barone, Sr., Ryan Humphrey, Mike Miller, Stromie Swift, Lorenzen Wright, Jake Tsakalidis, Pau Gasol, Bo Outlaw, James Posey, Bonzi Wells, Scott McCullough, Yusuf Boyd, Dana Davis, T.J. Zanin, Mike Curtis. **Front Row, L-R:** Theron Smith, Earl Watson, Jason Williams, Hubie Brown, Shane Battier, Troy Bell, Dahntay Jones.

Player	--Field Goals--			--3-Point FG--			-Free Throws-			--Rebounds--			PF	Dq	Stl	TO	Blk	Pts	Avg				
	G	GS	Min	FG	FGA	Pct	FG	FGA	Pct	FT	FTA	Pct								Off	Def	Tot	Ast
Gasol	78	78	2458	506	1049	.482	4	15	.267	365	511	.714	206	394	600	198	185	1	44	187	132	1381	17.7
Posey	82	82	2451	368	770	.478	112	290	.386	278	335	.830	92	311	403	122	248	5	137	112	40	1126	13.7
Wells	59	17	1468	295	675	.437	21	61	.344	117	156	.750	57	142	199	104	159	2	71	129	16	728	12.3
Miller	65	65	1770	270	616	.438	80	215	.372	102	141	.723	42	174	216	232	162	3	59	107	14	722	11.1
Williams	72	68	2115	290	713	.407	120	364	.330	82	98	.837	25	122	147	492	97	0	92	136	5	782	10.9
Swift	77	10	1528	268	571	.469	1	4	.250	190	262	.725	141	237	378	38	188	4	56	88	118	727	9.4
Wright	65	46	1674	257	586	.439	0	5	.000	96	131	.733	144	301	445	71	192	4	45	77	58	610	9.4
Battier	79	1	1947	242	543	.446	65	186	.349	120	164	.732	102	201	303	101	187	1	101	56	58	669	8.5
Watson	81	14	1669	172	464	.371	26	106	.245	90	138	.652	49	129	178	402	175	3	91	146	19	460	5.7
Person	16	0	284	33	107	.308	11	43	.256	6	8	.750	2	16	18	23	11	0	5	16	2	83	5.2
Outlaw	82	1	1606	159	312	.510	0	4	.000	61	116	.526	125	217	342	90	170	0	73	69	70	379	4.6
Tsakalidis	40	28	533	67	133	.504	0	0	---	36	61	.590	37	91	128	18	79	1	9	23	22	170	4.3
Smith	20	0	178	16	43	.372	6	12	.500	6	8	.750	13	28	41	7	18	0	5	14	5	44	2.2
Bell	6	0	34	4	18	.222	4	4	.000	3	3	1.000	3	1	4	4	6	0	1	6	0	11	1.8
Jones	20	0	154	15	53	.283	1	4	.250	5	11	.455	7	16	23	12	23	0	5	12	6	36	1.8
Humphrey	2	0	11	1	4	.250	0	1	.000	0	0	---	2	1	3	1	3	0	1	2	0	2	1.0
GRIZZLIES	82		19880	2963	6657	.445	447	1314	.340	1557	2143	.727	1047	2381	3428	1915	1903	24	795	1226	565	7930	96.7
OPPONENTS	82		19880	2859	6550	.436	369	1091	.338	1643	2150	.764	1099	2508	3607	1674	1891	26	673	1395	461	7730	94.3

QUICK FACTS

- The Memphis Grizzlies posted a franchise-record 50 wins, including a club-high 31 home victories.
- The Grizzlies made their NBA Playoff debut vs. San Antonio, a 4-0 Spurs sweep.
- Memphis improved a team-record 22 games from the previous season.
- The team won a franchise-best eight consecutive games from Jan. 11-25, 2004.
- **Hubie Brown** named NBA Coach of the Year on April 21, while **Jerry West** was honored as NBA Executive of the Year on May 18.
- On Dec. 13 vs. New Jersey, the Grizzlies defeated the Nets by a franchise-best 47 points, 110-63.
- The team set single-season records in total rebounds (3,428) and blocks (565).
- The club recorded a 25-3 mark when scoring 100-plus points and set a franchise-record by going 5-0 in overtime games.

NBA STATISTICAL RANKINGS

Category	Memphis		Opponents		Category	Memphis		Opponents	
Points per game	96.7	7th	94.5	15th	Assists Per Game	9.7	5th	20.41	8th
Field Goal Pct.	.445	8th	.436	13th	Steals Per Game	9.7	1st	8.21	21st
Free Throw Pct.	.727	24th	.764	24th	Turnovers Per Game	14.65	16th	17.01	3rd
3-Pt. Field Goal Pct.	.340	20th	.338	9th	Blocks Per Game	6.89	2nd	5.62	25th
Offensive Rebounds Per Game	12.77	9th	13.4	29th	Personal Fouls Per game	23.21	27th	23.06	4th
Defensive Rebounds Per Game	29.04	25th	30.59	18th	Disqualifications	24	27th	26	4th
Rebounds Per Game	41.8	17th	43.99	26th	Points Per Game Differential	+2.2	9th		

GAME BY GAME



Date	Opponent	Mem	Opp	Hm	Rd	Tot	Atten	Grizzlies Top Scorer	Grizzlies Top Rebounder	Opponent Top Scorer					
Oct 31	BOSTON	L	91	93	0-1	0-0	0-1	16,178	Swift	18	Gasol	10	Baker	24	
Nov 1	at Houston	W	79	71	0-1	1-0	1-1	13,051	Wright	21	Posey	9	Francis, Yao	19	
Nov 3	SAN ANTONIO	W	88	80	1-1	1-0	2-1	12,821	Swift	14	Wright	9	Giinobili, Nesterovic	13	
Nov 5	at Portland	L	87	93	1-1	1-1	2-2	14,634	Gasol, Miller	19	Posey	7	Randolph	20	
Nov 7	at Phoenix	L	88	96	1-1	1-2	2-3	16,845	Gasol	23	Wright	9	Marion	20	
Nov 8	at Utah	L	89	96	1-1	1-3	2-4	18,468	Posey	17	Gasol	12	Kirilenko	25	
Nov 10	L.A. LAKERS	W	105	95	2-1	1-3	3-4	19,351	Gasol	22	Gasol	11	O'Neal	20	
Nov 12	at Orlando	W	107	97	2-1	2-3	4-4	13,208	Gasol	28	Tsakalidis	28	McGrady	36	
Nov 15	DALLAS	W	108	101	(ot)	3-1	2-3	5-4	16,195	Miller	22	Gasol	16	Finley, Nowitzki	19
Nov 19	DETROIT	L	92	99	3-2	2-3	5-5	13,340	Miller, Wright	18	Gasol	12	Billups	33	
Nov 21	at Seattle	W	98	97	3-2	3-3	6-5	13,271	Williams	9	Gasol	9	Murray	26	
Nov 23	at L.A. Lakers	L	89	121	3-2	3-4	6-6	18,997	Battier	18	Miller	10	Bryant	28	
Nov 25	at Sacramento	L	89	109	3-2	3-5	6-7	17,317	Gasol	21	Gasol	10	Stojakovic	26	
Nov 28	MINNESOTA	L	98	102	3-3	3-5	6-8	16,741	Williams	24	Gasol	12	Cassell	25	
Nov 29	at Cleveland	W	122	115	(2ot)	3-3	4-5	7-8	18,102	Gasol	37	Battier	12	James	33
Dec 1	at Boston	W	96	89	3-3	5-5	8-8	12,478	Gasol	19	Wright	13	Pierce	26	
Dec 3	at New Jersey	W	96	93	3-3	6-5	9-8	13,617	Gasol, Posey	19	Gasol, Posey	6	Jefferson	24	
Dec 5	WASHINGTON	W	92	77	4-3	6-5	10-8	11,737	Gasol	17	Gasol	12	Latson	17	
Dec 7	PORTLAND	W	93	79	5-3	6-5	11-8	11,538	Gasol, Miller	17	Gasol	12	Randolph	29	
Dec 10	ATLANTA	W	103	90	6-3	6-5	12-8	10,527	Miller	22	Gasol	10	Terry	19	
Dec 12	at Miami	L	88	91	6-3	6-6	12-9	14,429	Posey	19	Watson	8	Odum	29	
Dec 13	NEW JERSEY	W	110	63	7-3	6-6	13-9	16,189	Wells	22	Gasol	9	Martin	12	
Dec 15	at San Antonio	L	67	78	7-3	6-7	13-10	14,524	Wells	12	Gasol	8	Duncan	21	
Dec 16	SACRAMENTO	W	105	100	8-3	6-7	14-10	11,210	21,210	22	Wright	13	Stojakovic	27	
Dec 19	MIAMI	W	97	83	9-3	6-7	15-10	13,869	Miller	18	Swift	8	Wade	21	
Dec 20	at New Orleans	L	89	94	9-3	6-8	15-11	14,320	Wells	18	Swift	11	Davis	25	
Dec 22	at Denver	L	99	106	9-3	6-9	15-12	16,155	Gasol	24	Gasol, Battier	14	Lenard	24	
Dec 23	at Sacramento	W	97	114	9-3	6-10	15-13	17,317	Gasol	23	Gasol	10	Stojakovic	41	
Dec 26	NEW YORK	L	94	98	9-4	6-10	15-14	16,344	Gasol	20	Wright	13	Van Horn	28	
Dec 27	at Dallas	L	98	104	9-4	6-11	15-15	20,059	Wells	30	Wright	12	Finley	24	
Dec 29	at Indiana	L	86	94	9-4	6-12	15-16	18,345	Gasol	20	Gasol	8	O'Neal	20	
Dec 30	SEATTLE	L	99	105	9-5	6-12	15-17	15,127	Gasol	32	Gasol	11	Lewis	33	
Jan 2	UTAH	W	100	88	10-5	6-12	16-17	13,041	Wells	21	Wright	11	Arroyo	25	
Jan 3	ORLANDO	W	112	103	11-5	6-12	17-17	15,722	Gasol, Miller	17	Swift	15	McGrady	34	
Jan 9	at Seattle	L	116	122	11-5	6-13	17-18	15,408	Posey	25	Wright	10	Lewis	26	
Jan 11	at L.A. Clippers	W	108	107	(ot)	11-5	7-13	18-18	13,618	Swift	24	Wright	9	Jaric	23
Jan 12	at Golden State	W	115	113	(2ot)	11-5	8-13	19-18	13,722	Miller	24	Battier	10	Dampier, Van Exel	23
Jan 15	CHICAGO	W	108	93	12-5	8-13	20-18	12,239	Posey	23	Gasol	8	Crawford, Williams	13	
Jan 17	at Philadelphia	W	91	87	12-5	9-13	21-18	20,054	Gasol	16	Wright	11	Iverson	34	
Jan 19	HOUSTON	W	88	83	13-5	9-13	22-18	18,619	Gasol	24	Gasol	11	Francis	23	
Jan 21	L.A. LAKERS	W	88	82	14-5	9-13	23-18	19,351	Miller	18	Wright	8	Payton	24	
Jan 23	SACRAMENTO	W	109	95	15-5	9-13	24-18	17,119	Miller	27	Wright	14	Divac	17	
Jan 25	DENVER	W	106	88	16-5	9-13	25-18	17,284	Wells	17	Wright	6	Anthony	25	
Jan 28	PORTLAND	L	76	88	16-6	9-13	25-19	11,472	Wells	20	Gasol	11	Randolph	21	
Jan 30	UTAH	L	79	85	16-7	9-13	25-20	13,203	Posey	24	Swift	8	Kirilenko	21	
Jan 31	at Detroit	L	78	80	16-7	9-14	25-21	22,076	Gasol	18	Gasol	10	Hamilton	20	
Feb 4	GOLDEN STATE	W	106	101	17-7	9-14	26-21	10,229	Gasol, Wright	18	Outlaw	8	Richardson	19	
Feb 6	at Washington	W	103	101	17-7	10-14	27-21	12,531	Posey	31	Wright, Outlaw	7	Hughes	27	
Feb 6	MILWAUKEE	W	105	85	18-7	10-14	28-21	15,433	Gasol	27	Gasol	12	Redd	20	
Feb 8	at Minnesota	W	99	98	18-7	11-14	29-21	19,179	Gasol	27	Gasol	6	Cassell	34	
Feb 9	at Denver	L	83	86	18-7	11-15	29-22	15,316	Battier	13	Posey	8	Anthony, Miller	20	
Feb 11	L.A. CLIPPERS	W	110	102	19-7	11-15	30-22	11,189	Gasol	22	Wright	10	Brand	24	
Feb 17	DALLAS	W	109	92	20-7	11-15	31-22	14,742	Posey	19	Battier	9	Nowitzki	24	
Feb 20	PHOENIX	W	97	92	21-7	11-15	32-22	15,710	Posey	18	Gasol	10	Stoudemire	23	
Feb 21	at Chicago	W	105	98	21-7	12-15	33-22	22,076	Posey	27	Wright, Gasol	9	Hinrich	25	
Feb 23	DENVER	W	109	106	22-7	12-15	34-22	13,423	Gasol	25	Posey	8	Anthony	26	
Feb 25	GOLDEN STATE	L	92	99	22-8	12-15	34-23	11,397	Posey	25	Posey	10	Claughton	28	
Feb 27	at Milwaukee	L	104	106	22-8	12-16	34-24	18,289	Posey	25	Posey	10	Van Horn	30	
Feb 28	NEW ORLEANS	W	97	92	23-8	12-16	35-24	18,373	Posey	24	Gasol	9	Davis	24	
Mar 1	at San Antonio	W	81	80	23-8	13-16	36-24	16,705	Watson	13	Posey	9	Turkoglu	19	
Mar 3	at Portland	W	97	88	23-8	14-16	37-24	16,511	Wells	28	Gasol	11	Patterson	19	
Mar 6	at L.A. Clippers	W	98	92	23-8	15-16	38-24	15,481	Posey	15	Outlaw	11	Brand, Maggette	17	
Mar 7	at Golden State	W	95	85	23-8	16-16	39-24	15,181	Wells	18	Gasol	8	Richardson	18	
Mar 9	SAN ANTONIO	W	94	88	24-8	16-16	40-24	15,544	Gasol	27	Gasol	11	Parker	24	
Mar 12	L.A. CLIPPERS	W	98	89	25-8	16-16	41-24	17,649	Gasol	24	Gasol	18	Richardson	25	
Mar 13	at Houston	L	80	88	25-8	16-17	41-25	18,157	Swift	19	Posey	7	J. Jackson	20	
Mar 16	PHILADELPHIA	W	82	79	26-8	16-17	42-25	18,524	Gasol	22	Gasol	10	McKie	22	
Mar 18	SEATTLE	L	94	97	26-9	16-17	42-26	14,179	Gasol	21	Gasol	15	Allen, Radmanovic	19	
Mar 20	INDIANA	W	99	95	27-9	16-17	43-26	16,808	Gasol, Swift	27	Outlaw, Smith, Swift	6	O'Neal	28	
Mar 23	TORONTO	W	95	86	28-9	16-17	44-26	13,191	Gasol	29	Swift	13	Carler	30	
Mar 24	at New York	W	111	97	28-9	17-17	45-26	19,763	Gasol	23	Battier	7	Marbury	23	
Mar 26	HOUSTON	W	109	86	29-9	17-17	46-26	19,062	Swift	19	Swift	10	Francis	17	
Mar 28	at Toronto	W	94	88	29-9	18-17	47-26	19,088	Gasol	23	Gasol	8	Rose	18	
Mar 29	at Atlanta	W	136	133	(2ot)	29-9	19-17	48-26	12,665	Posey	38	Posey	11	Jackson	28
Apr 2	PHOENIX	W	109	99	30-9	19-17	49-26	19,351	Posey	32	Swift	9	Stoudemire	31	
Apr 4	at Minnesota	L	82	90	30-9	19-18	49-27	19,068	Posey	19	Gasol, Wells	7	Cassell	36	
Apr 5	at Utah	L	81	92	30-9	19-19	49-28	19,911	Posey	18	Outlaw	6	Gricak	25	
Apr 7	CLEVELAND	W	92	74	31-9	19-19	50-28	19,351	Posey	35	Wright	10	Wagner	18	
Apr 9	at L.A. Lakers	L	95	103	31-9	19-20	50-29	18,997	Miller	22	Wright	10	Bryant	33	
Apr 11	at Phoenix	L	83	89	31-9	19-21	50-30	15,216	Battier	18	Swift	10	Stoudemire	29	
Apr 13	at Dallas	L	103	110	31-9	19-22	50-31	20,364	Wells	27	Battier, Gasol, Wright	7	Daniels	30	
Apr 14	MINNESOTA	L	90	107	31-10	19-22	50-32	19,351	Gasol	16	Posey	5	Garnett	26	

INTRO

PLAYERS

EXECUTIVE

BASKETBALL OPS

BUSINESS OPS

MEDIA

COMMUNITY

HISTORY

PLAYOFFS

REVIEW

OPINIONS

NBA

FEDERATION

AT A GLANCE



SEASON REVIEW

2002-03 MEMPHIS GRIZZLIES (28-54)



Back Row, L-R: Tony Barone, Sr., John Welch, Brendan Brown, Hal Wissel, Lionel Hollins, Ryan Humphrey, Robert Archibald, Lorenzen Wright, Pau Gasol, Cezary Trybanski, Stromile Swift, Mike Batiste, Mike Miller, Yusuf Boyd, Mike Douglas, T.J. Zanin, Mike Curtis, Scott McCullough. **Front Row, L-R:** Brevin Knight, Chris Owens, Jason Williams, Hubie Brown, Shane Battier, Wesley Person, Earl Watson.

Player	--Field Goals--					--3-Point FG--			-Free Throws-			--Rebounds--					Pts	Avg					
	G	GS	Min	FG	FGA	Pct	FG	FGA	Pct	FT	FTA	Pct	Off	Def	Tot	Ast			PF	Dq	Stl	TO	Blk
Gasol	82	82	2948	569	1116	.510	1	10	.100	416	565	.736	192	528	720	229	220	3	34	213	148	1555	19.0
Miller	16	13	360	77	151	.510	22	44	.500	29	36	.806	6	49	55	31	34	1	6	26	5	205	12.8
Williams	76	76	2407	333	859	.388	143	404	.354	110	131	.840	25	187	212	631	130	0	91	168	10	919	12.1
Gooden	51	29	1329	255	576	.443	14	46	.304	92	132	.697	105	190	295	63	121	1	38	105	22	616	12.1
Wright	70	49	1982	325	716	.454	0	5	.000	147	223	.659	170	358	528	80	209	7	51	110	54	797	11.4
Giricek	49	35	1187	207	478	.433	46	130	.354	88	107	.822	18	90	108	70	104	0	22	94	6	548	11.2
Person	66	44	1941	274	601	.456	100	231	.433	79	97	.814	24	168	192	112	64	0	42	56	19	727	11.0
Battier	78	47	2383	275	569	.483	86	216	.398	120	145	.828	128	217	345	105	207	0	102	68	88	756	9.7
Swift	67	26	1478	235	489	.481	0	2	.000	177	245	.722	114	270	384	45	152	3	55	99	104	647	9.7
Batiste	75	2	1248	197	467	.422	18	81	.222	69	88	.784	82	175	257	52	120	1	42	69	16	481	6.4
Watson	79	2	1366	170	391	.435	31	91	.341	62	86	.721	46	118	164	225	138	0	89	88	14	433	5.5
Dickerson	6	1	87	10	24	.417	4	11	.364	5	5	1.000	1	5	6	8	16	0	5	6	1	29	4.8
Owens	1	0	6	2	3	.667	0	0	---	0	0	---	0	1	0	0	0	0	1	0	0	4	4.0
Knight	55	4	928	97	228	.425	2	8	.250	20	37	.541	15	66	81	233	123	0	69	94	2	216	3.9
Humphrey	13	0	122	12	35	.343	0	0	---	5	11	.455	4	26	30	4	18	0	5	2	2	29	2.2
Archibald	12	0	72	6	20	.300	0	0	---	7	18	.389	6	11	17	3	9	0	0	7	3	19	1.6
Trybanski	15	0	86	5	20	.250	0	0	---	4	10	.400	6	8	14	1	13	0	0	8	6	14	0.9
GRIZZLIES	82	19930	3049	6743	.452	467	1279	.365	1430	1936	.739	943	2466	3409	1892	1678	16	651	1262	500	7995	97.5	
OPPONENTS	82	19930	3224	7008	.460	431	1188	.363	1381	1819	.759	1126	2555	3681	1991	1782	21	714	1213	430	8260	100.7	

QUICK FACTS

- In only their second season in Memphis, the Grizzlies finished with a then club-record 28 wins, ranking sixth in the Midwest Division.
- **Hubie Brown** replaced **Sidney Lowe** as head coach eight games into the season on Nov. 12.
- Memphis completed a four-player trade with Orlando, acquiring 2000-01 NBA Rookie of the Year **Mike Miller** and **Ryan Humphrey** and two draft picks in exchange for **Drew Gooden** and **Gordan Giricek** on Feb. 19.
- **Jason Williams** tied a franchise record by dishing out 10-plus assists in 4 straight games from March 13-24.
- The Grizzlies lost their first 13 games, the worst start in franchise history.

NBA STATISTICAL RANKINGS

Category	Memphis	Opponents	Category	Memphis	Opponents
Points per game	97.5	8th	Assists Per Game	23.07	6th
Field Goal Pct.	.452	8th	Steals Per Game	7.94	14th
Free Throw Pct.	.739	24th	Turnovers Per Game	15.39	20th
3-Pt. Field Goal Pct.	.365	7th	Blocks Per Game	6.10	4th
Offensive Rebounds Per Game	11.50	20th	Personal Fouls Per game	20.46	6th
Defensive Rebounds Per Game	30.07	15th	Disqualifications	16	17th
Rebounds Per Game	41.57	19th	Points Per Game Differential	-3.2	22nd

GAME BY GAME



Date	Opponent	Mem	Opp	Hm	Rd	Tot	Atten	Grizzlies Top Scorer	Grizzlies Top Rebounder	Opponent Top Scorer
Oct 30	DALLAS	L	108	119	0-1	0-0	0-1	16,638	Giricek	29
Nov 1	at Detroit	L	86	109	0-1	0-1	0-2	18,113	Gooden, Gasol	21
Nov 2	SACRAMENTO	L	99	116	0-2	0-1	0-3	17,112	Gasol, Swift	7
Nov 4	SAN ANTONIO	L	101	103(ot)	0-3	0-1	0-4	12,226	Gasol	22
Nov 6	at Portland	L	88	94	0-3	0-2	0-5	19,067	Gasol	23
Nov 8	at Sacramento	L	91	99	0-3	0-3	0-6	17,317	Gooden	23
Nov 9	at Denver	L	73	84	0-3	0-4	0-7	16,179	Gasol	21
Nov 11	GOLDEN STATE	L	101	108	0-4	0-4	0-8	10,112	Gasol	24
Nov 15	MINNESOTA	L	95	99	0-5	0-4	0-9	14,871	Giricek	25
Nov 16	at Chicago	L	93	111	0-5	0-5	0-10	20,653	Williams	18
Nov 19	at Minnesota	L	106	110(ot)	0-5	0-6	0-11	13,332	Williams	14
Nov 20	PHILADELPHIA	L	88	95	0-6	0-6	0-12	17,197	Gooden	21
Nov 22	at San Antonio	L	86	95	0-6	0-7	0-13	16,636	Batiste	18
Nov 23	WASHINGTON	W	85	74	1-6	0-7	1-13	19,351	Watson	17
Nov 27	SEATTLE	W	117	99	2-6	0-7	2-13	13,729	Williams	28
Nov 29	L.A. LAKERS	L	106	112(ot)	2-7	0-7	2-14	19,351	Gasol	24
Dec 1	TORONTO	L	87	92	2-8	0-7	2-15	13,213	Battier	14
Dec 3	at L.A. Lakers	L	91	101	2-8	0-8	2-16	18,512	Wright	17
Dec 4	at Phoenix	L	85	98	2-8	0-9	2-17	12,939	Giricek	18
Dec 6	at Utah	L	71	104	2-8	0-10	2-18	17,966	Swift	16
Dec 8	PHOENIX	W	102	94	3-8	0-10	3-18	12,469	Gasol	21
Dec 10	at Miami	W	107	96	3-8	1-10	4-18	14,558	Gooden	25
Dec 11	DENVER	W	96	93	4-8	1-10	5-18	11,889	Gasol	18
Dec 13	HOUSTON	W	114	109(ot)	5-8	1-10	6-18	15,186	Gasol	29
Dec 14	at Dallas	L	87	104	5-8	1-11	6-19	19,732	Giricek	17
Dec 16	GOLDEN STATE	W	104	91	6-8	1-11	7-19	12,447	Gasol, Giricek	18
Dec 18	at Washington	L	100	118	6-8	1-12	7-20	20,173	Gasol	25
Dec 20	MILWAUKEE	W	95	84	7-8	1-12	8-20	12,642	Person	23
Dec 22	UTAH	L	74	103	7-9	1-12	8-21	15,478	Battier	11
Dec 27	ORLANDO	W	99	86	8-9	1-12	9-21	19,047	Giricek	18
Dec 31	at Boston	L	89	96	8-9	1-13	9-22	17,080	Gasol	18
Jan 3	L.A. CLIPPERS	W	116	111	9-9	1-13	10-22	14,789	Giricek	31
Jan 6	NEW ORLEANS	W	106	102	10-9	1-13	11-22	12,809	Williams	28
Jan 8	at L.A. Clippers	W	95	103	10-9	1-14	11-23	14,842	Gasol	23
Jan 10	at Phoenix	L	90	96	10-9	1-15	11-24	15,005	Gasol	22
Jan 12	at Sacramento	L	98	106	10-9	1-16	11-25	17,317	Gasol	26
Jan 13	at Golden State	W	110	108	10-9	2-16	12-25	11,536	Gasol	23
Jan 15	at Portland	L	92	100	10-9	2-17	12-26	18,114	Gasol	19
Jan 17	at Seattle	L	97	103(ot)	10-9	2-18	12-27	14,176	Wright, Gasol	21
Jan 20	PORTLAND	L	87	99	10-10	2-18	12-28	19,084	Wright	22
Jan 22	at San Antonio	W	98	93	10-10	3-18	13-28	17,126	Gasol	28
Jan 23	SACRAMENTO	L	98	104	10-11	3-18	13-29	17,973	Gasol	24
Jan 25	SEATTLE	L	83	95	10-12	3-18	13-30	13,228	Gasol	25
Jan 27	HOUSTON	L	95	100	10-13	3-18	13-31	12,352	Gasol	26
Jan 31	NEW YORK	L	102	108	10-14	3-18	13-32	17,643	Gasol	32
Feb 2	at Denver	L	78	93	10-14	3-19	13-33	13,274	Gooden	16
Feb 3	at Golden State	L	91	101	10-14	3-20	13-34	10,137	Gasol	20
Feb 5	at Utah	L	84	105	10-14	3-21	13-35	19,473	Giricek	17
Feb 12	NEW JERSEY	W	97	90	11-14	3-21	14-35	12,486	Watson	21
Feb 14	DALLAS	L	103	110	11-15	3-21	14-36	15,924	Gasol	20
Feb 16	at Milwaukee	L	101	95	11-15	4-21	15-36	17,193	Gasol	19
Feb 18	INDIANA	W	108	103(ot)	12-15	4-21	16-36	12,143	Gasol	24
Feb 21	at New Orleans	L	123	125(ot)	12-15	4-22	16-37	16,591	Miller	23
Feb 22	at Houston	L	82	93	12-15	4-23	16-38	13,875	Wright	24
Feb 24	UTAH	W	103	92	13-15	4-23	17-38	13,317	Person	27
Feb 26	at Philadelphia	L	107	111	13-15	4-24	17-39	19,568	Gasol	32
Feb 28	MIAMI	W	126	116(ot)	14-15	4-24	18-39	19,351	Gasol	25
Mar 1	at Dallas	L	87	114	14-15	4-25	18-40	19,828	Gasol	25
Mar 3	BOSTON	L	110	111	14-16	4-25	18-41	13,521	Gasol	23
Mar 5	DENVER	W	96	86	15-16	4-25	19-41	11,296	Swift	24
Mar 8	at Cleveland	W	115	89	15-16	5-25	20-41	10,339	Swift	27
Mar 9	at Toronto	W	119	106	15-16	6-25	21-41	19,138	Gasol	32
Mar 11	at New York	W	87	85	15-16	7-25	22-41	18,743	Swift	20
Mar 12	CHICAGO	W	124	95	16-16	7-25	23-41	15,565	Gasol	27
Mar 16	ATLANTA	W	124	92	17-16	7-25	24-41	18,413	Battier, Gasol	22
Mar 18	at Minnesota	L	80	96	17-16	7-26	24-42	15,355	Battier	18
Mar 19	CLEVELAND	W	128	101	18-16	7-26	25-42	12,506	Gasol	28
Mar 21	at Indiana	L	92	101	18-16	7-27	25-43	15,505	Person, Miller, Wright	15
Mar 22	at New Jersey	L	99	107	18-16	7-28	25-44	15,340	Williams	24
Mar 24	at Orlando	W	110	104	18-16	8-28	26-44	13,523	Gasol	26
Mar 26	PHOENIX	L	99	101	18-17	8-28	26-45	14,524	Williams	22
Mar 28	at Seattle	L	71	95	18-17	8-29	26-46	17,072	Gasol	13
Mar 30	at L.A. Clipper	L	100	102	18-17	8-30	26-47	16,225	Miller	29
Mar 31	at L.A. Lakers	L	94	110	18-17	8-31	26-48	18,907	Gasol	22
Apr 2	SAN ANTONIO	L	87	105	18-18	8-31	26-49	12,116	Wright	24
Apr 4	L.A. LAKERS	L	101	102	18-19	8-31	26-50	19,351	Gasol, Williams	18
Apr 5	at Atlanta	L	91	97	18-19	8-32	26-51	12,107	Gasol	25
Apr 8	L.A. CLIPPERS	W	111	108	19-19	8-32	27-51	11,618	Gasol	25
Apr 11	PORTLAND	W	96	93	20-19	8-32	28-51	17,173	Swift	19
Apr 13	DETROIT	L	107	110(2ot)	20-20	8-32	28-52	15,704	Gasol	24
Apr 15	at Houston	L	86	97	20-20	8-33	28-53	14,704	Battier	15
Apr 16	MINNESOTA	L	87	95	20-21	8-33	28-54	15,478	Gasol, Swift	18

INTRO

PLAYERS

EXECUTIVE

BASKETBALL OPS

BUSINESS OPS

MEDIA

COMMUNITY

HISTORY

PLAYOFFS

REVIEW

OPPONENTS

NBA

FEDERATION

AT A GLANCE



SEASON REVIEW

2001-02 MEMPHIS GRIZZLIES (23-59)



Back Row, L-R: Dana Davis, Scott McCullough, Tom Penn, Billy Knight, Rob Hackett, Dick Versace, Rodney Buford, Shane Battier, Grant Long, Pau Gasol, Lorenzen Wright, Antonis Fotsis, Tony Massenburg, Stromile Swift, Scott Roth, Mitchell Anderson, Bob Staak, Michael Adams, Michael Douglas. **Front Row, L-R:** Brevin Knight, Will Solomon, Jason Williams, Michael Heistley, Sidney Lowe, Nick Anderson, Michael Dickerson, Eddie Gill.

Player	--Field Goals--			--3-Point FG--			-Free Throws-			--Rebounds--						Pts	Avg						
	G	GS	Min	FG	FGA	Pct	FG	FGA	Pct	FT	FTA	Pct	Off	Def	Tot			Stl	To	Blk			
Gasol	82	79	3007	551	1064	.518	1	5	.200	338	477	.709	238	492	730	223	195	2	41	224	169	1441	17.6
Williams	65	65	2236	376	985	.382	127	430	.295	80	101	.792	22	173	195	519	102	0	111	214	7	959	14.8
Battier	78	78	3097	412	961	.429	103	276	.373	198	283	.700	180	238	418	216	115	2	121	155	81	1125	14.4
Wright	43	33	1251	223	486	.459	0	2	.000	70	123	.569	130	275	405	44	126	0	30	72	23	516	12.0
Swift	68	14	1805	293	611	.480	0	3	.000	217	305	.711	161	269	430	50	178	3	53	122	113	803	11.8
Dickerson	4	4	124	15	48	.313	8	21	.381	5	6	.833	3	9	12	9	12	0	3	8	1	43	10.8
Buford	63	21	1769	258	593	.435	17	70	.243	58	80	.725	52	220	272	71	110	1	42	63	12	591	9.4
Knight	53	11	1151	141	334	.422	2	8	.250	87	115	.757	11	98	109	302	135	1	79	111	7	371	7.0
Long	66	56	1868	164	385	.426	3	17	.176	86	123	.699	31	200	231	136	123	0	63	103	12	417	6.3
Massenburg	73	31	1247	159	349	.456	1	1	1.000	84	117	.718	100	224	324	26	174	2	30	65	31	403	5.5
Solomon	62	4	872	113	331	.341	46	162	.284	49	73	.671	12	56	68	92	76	0	35	62	7	321	5.2
Gill	23	5	384	39	92	.424	7	22	.318	31	39	.795	7	21	28	49	38	0	11	34	3	116	5.0
Anderson	15	0	219	21	76	.276	13	48	.271	5	9	.556	1	32	33	14	17	0	6	14	6	60	4.0
Fotsis	28	1	320	42	104	.404	7	23	.304	17	20	.850	25	37	62	10	22	0	9	21	11	108	3.9
GRIZZLIES	82	19780	2851	6535	.436	336	1096	.307	1334	1883	.708	984	2413	3397	1785	1571	11	646	1344	488	7372	89.9	
OPPONENTS	82	19780	3119	6829	.457	398	1112	.358	1346	1788	.753	1135	2560	3695	1961	1784	12	781	1207	457	7982	97.3	

QUICK FACTS

- On July 3, 2001, the NBA Board of Governors officially approved the move of the Grizzlies from Vancouver, B.C. to Memphis, Tennessee.
- In the franchise's first season in Memphis, the Grizzlies finished with a 23-59 record, tying the most wins in franchise history.
- The club earned its first win in the city of Memphis with a 98-83 victory on Nov. 17 vs. Cleveland.
- Pau Gasol** named NBA Rookie of the Year after averaging 17.6 points, 8.9 rebounds and 2.06 blocks in 82 games, and won Rookie of the Month on three occasions (November, January, March).
- Shane Battier** joined Gasol on the NBA All-Rookie First Team after posting 14.4 points and 5.4 rebounds in 78 games.
- The Grizzlies completed their biggest comeback in franchise history on March 25, 2002 at Portland, rallying from 25 points down to win 103-100.
- Jason Williams** dished out a franchise-best 19 assists on March 30 vs. Golden State.
- Gasol blocks 169 shots, setting the Grizzlies single-season record.
- Lorenzen Wright** grabbed single-game high 26 rebounds on Nov. 4 vs. Dallas.
- On Jan. 29, 2002, the Grizzlies first-ever draft selection, **Bryant Reeves**, retired due to chronic back pain.

NBA STATISTICAL RANKINGS

Category	Memphis		Opponents		Category	Memphis		Opponents	
Points Per Game	89.9	27th	97.3	21st	Assists Per Game	21.77	16th	23.91	25th
Field Goal Pct.	.436	21st	.457	23rd	Steals Per Game	7.88	16th	9.52	29th
Free Throw Pct.	.708	28th	.753	18th	Turnovers Per Game	16.39	27th	14.72	13th
3-Pt Field Goal Pct.	.307	28th	.358	19th	Blocks Per Game	5.95	7th	5.57	20th
Offensive Rebounds Per Game	12.00	16th	13.84	29th	Personal Fouls Per Game	19.16	3rd	21.76	10th
Defensive Rebounds Per Game	29.43	21st	31.22	25th	Disqualifications	11	11th	12	18th
Rebounds Per Game	41.43	24th	45.06	27th	Points Per Game Differential	-7.3	28th		

GAME BY GAME



Date	Opponent	Mem	Opp	Hm	Rd	Tot	Atten	Grizzlies Top Scorer	Grizzlies Top Rebounder	Opponent Top Scorer		
Nov 1	DETROIT	L	80	90	0-1	0-0	0-1	19,405	17 Wright	12 Stackhouse	34	
Nov 2	at Minnesota	L	102	111	0-1	0-1	0-2	16,922	Battier	12 Garnett	30	
Nov 4	DALLAS	L	85	94	0-2	0-1	0-3	13,177	Wright	26 Howard	36	
Nov 6	at Phoenix	L	101	113	0-2	0-2	0-4	12,765	Gasol	14 Hardaway	26	
Nov 7	at L.A. Clippers	L	92	108	0-2	0-3	0-5	13,835	Wright	11 Brand, Mo'nin, Richardson	21	
Nov 9	at L.A. Lakers	L	86	110	0-2	0-4	0-6	18,997	Swift	12 O'Neal	20	
Nov 12	GOLDEN STATE	L	79	86	0-3	0-4	0-7	11,126	Wright	15 Fortson	20	
Nov 15	PORTLAND	L	85	101	0-4	0-4	0-8	10,161	Battier	10 Wallace	27	
Nov 17	CLEVELAND	W	98	93	1-4	0-4	1-8	13,874	Battier	10 Murray	27	
Nov 21	at Cleveland	L	94	101	1-4	0-5	1-9	10,804	Gasol	8 Person	24	
Nov 23	PHOENIX	L	89	103	1-5	0-5	1-10	16,308	Battier, Gasol	18 Wright, Gasol	8 Delk	23
Nov 24	at Detroit	L	84	91	1-5	0-6	1-11	15,256	Williams	13 Robinson	23	
Nov 26	SACRAMENTO	W	98	94	2-5	0-6	2-11	12,215	Buford	21 Massenbourg	10 Stojakovic	21
Nov 29	at Toronto	L	88	91	2-5	0-7	2-12	19,800	Gasol	22 Wright	11 Carter	23
Nov 30	HOUSTON	W	102	85	3-5	0-7	3-12	12,344	Williams	38 Wright	9 Williams	15
Dec 2	at Philadelphia	W	93	87	3-5	1-7	4-12	20,433	Gasol	20 Gasol	10 Iverson	30
Dec 3	at Orlando	L	71	113	3-5	1-8	4-13	13,340	Swift	13 Wright	7 Miller	26
Dec 6	MINNESOTA	L	80	105	3-6	1-8	4-14	12,861	Gasol	22 Gasol	11 Brandon	22
Dec 8	PHILADELPHIA	W	92	83	4-6	1-8	5-14	19,405	Gasol	24 Gasol, Austin	8 Cummings	38
Dec 11	WASHINGTON	L	81	91	4-7	1-8	5-15	19,405	Williams	17 Gasol	13 Hamilton	20
Dec 13	at Denver	L	86	89	4-7	1-9	5-16	11,231	Battier	19 Gasol	13 Lenard	25
Dec 15	at Golden State	L	84	93	4-7	1-10	5-17	11,537	Williams	18 Swift	10 Jamison	20
Dec 16	at Sacramento	L	87	104	4-7	1-11	5-18	17,317	Gasol	15 Gasol	12 Webber	22
Dec 18	MILWAUKEE	L	105	114	4-8	1-11	5-19	12,476	Swift	27 Gasol	15 Allen	26
Dec 20	at New York	W	90	88	4-8	2-11	6-19	19,763	Battier	21 Battier	9 Sprewell	27
Dec 21	L.A. LAKERS	W	114	108	5-8	2-11	7-19	19,405	Williams	26 Gasol	7 Bryant	36
Dec 23	at Boston	L	80	85	5-8	2-12	7-20	15,386	Battier	22 Gasol	10 Walker	24
Dec 26	CHICAGO	W	107	85	6-8	2-12	8-20	16,237	Gasol	27 Gasol	14 Mercer	22
Dec 28	at Miami	W	91	86	6-8	3-12	9-20	15,558	Williams	19 Gasol, Swift	10 Mourning	20
Dec 30	SAN ANTONIO	L	79	83	6-9	3-12	9-21	17,358	Gasol	24 Duncan	15 Duncan	27
Jan 2	at New Jersey	L	74	92	6-9	3-13	9-22	7,796	Battier	20 Gasol	12 Williams	20
Jan 4	ATLANTA	L	109	113	6-10	3-13	9-23	13,342	Battier	22 Gasol	11 Abdur-Rahim	22
Jan 6	SEATTLE	L	77	89	6-11	3-13	9-24	12,832	Williams	19 Gasol, Swift	8 Payton	24
Jan 8	TORONTO	W	84	81	7-11	3-13	10-24	14,323	Gasol, Swift	20 Gasol, Massenbourg, Swift	10 Carter	31
Jan 10	at Phoenix	W	102	96	7-11	4-13	11-24	14,379	Gasol	31 Swift	10 Malone	24
Jan 12	at Utah	W	95(2ot)	77	7-11	5-13	12-24	18,875	Williams	22 Massenbourg	9 Marlon	23
Jan 14	at L.A. Lakers	L	81	120	7-11	5-14	12-25	18,997	Gasol	25 Gasol, Swift	12 Bryant	56
Jan 17	DALLAS	L	97	108	7-12	5-14	12-26	12,732	Gasol	26 Gasol	11 Nowitzki	32
Jan 19	ORLANDO	L	103	119	7-13	5-14	12-27	17,344	Gasol	26 Gasol	17 McGrady	25
Jan 21	at Sacramento	L	98	112	7-13	5-15	12-28	17,317	Massenbourg	23 Swift	11 Webber	24
Jan 23	at Golden State	L	95	107	7-13	5-16	12-29	10,003	Gasol	27 Gasol	10 Jamison	30
Jan 24	at Portland	L	82	120	7-13	5-17	12-30	18,740	Knight	22 Swift	9 Wallace	20
Jan 26	at Chicago	L	92	95	7-13	5-18	12-31	18,087	Gasol	26 Battier	8 Miller	32
Jan 28	L.A. CLIPPERS	W	119	115(ot)	8-13	5-18	13-31	11,278	Gasol	23 Gasol	10 Olowokandi	27
Jan 30	at Indiana	L	82	83	8-13	5-19	13-32	16,445	Battier	27 Gasol	13 Rose	25
Feb 1	L.A. LAKERS	L	85	100	8-14	5-19	13-33	19,405	Gasol, Knight	13 Swift	6 O'Neal	26
Feb 3	CHARLOTTE	L	79	97	8-15	5-19	13-34	14,827	Swift	13 Swift	8 Campbell	19
Feb 5	UTAH	W	86	79	9-15	5-19	14-34	12,216	Buford	20 Gasol	13 Kirilenko	15
Feb 7	at Milwaukee	L	103	107	9-15	5-20	14-35	17,726	Gasol	30 Battier, Gasol	10 Allen, Cassell	29
Feb 12	at Houston	L	78	85	9-15	5-21	14-36	10,291	Gasol	25 Gasol	11 Mobley	26
Feb 14	DENVER	L	85	100	9-16	5-21	14-37	12,867	Wright	20 Gasol	11 LaFrentz	23
Feb 17	at Charlotte	W	92	78	9-16	6-21	15-37	9,952	Swift	19 Gasol	12 Campbell	17
Feb 19	at San Antonio	L	93	99(ot)	9-16	6-22	15-38	16,229	Battier, Gasol	26 Battier	10 Duncan	23
Feb 21	PHOENIX	L	72	78	9-17	6-22	15-39	13,417	Battier, Gasol	15 Wright	12 Marion	17
Feb 25	L.A. CLIPPERS	L	77	90	9-18	6-22	15-40	11,878	Gasol	21 Gasol	13 Brand	28
Feb 26	at Dallas	L	91	104	9-18	6-23	15-41	19,970	Battier	18 Gasol	9 Finley	30
Feb 28	at Utah	L	70	114	9-18	6-24	15-42	17,751	Buford	15 Wright, Battier, Gasol	7 Marshall	30
Mar 1	at Denver	L	83	96	9-18	6-25	15-43	16,177	Gasol	26 Wright	10 Howard	24
Mar 3	SEATTLE	L	71	96	9-19	6-25	15-44	14,121	Buford	16 Gasol	12 Payton	20
Mar 4	at Atlanta	L	76	95	9-19	6-26	15-45	7,714	Battier	20 Wright	7 Kukoc	24
Mar 7	INDIANA	W	122	111	10-19	6-26	16-45	12,234	Williams	33 Gasol	15 O'Neal	31
Mar 9	MIAMI	L	88	93	10-20	6-26	16-46	16,226	Williams	19 Wright	16 Jackson, Mourning	18
Mar 11	UTAH	W	79	78	11-20	6-26	17-46	11,838	Gasol	20 Wright	13 Marshall	16
Mar 12	at San Antonio	L	84	98	11-20	6-27	17-47	19,519	Williams	18 Wright	11 Duncan	33
Mar 15	BOSTON	L	97	103	11-21	6-27	17-48	17,129	Gasol	22 Gasol	12 Walker	28
Mar 17	NEW JERSEY	L	76	87	11-22	6-27	17-49	15,871	Gasol	18 Wright	11 Kittles	19
Mar 19	NEW YORK	L	92	101	11-23	6-27	17-50	14,784	Massenbourg	19 Gasol, Massenbourg	11 Houston	26
Mar 21	MINNESOTA	L	93	95	11-24	6-27	17-51	12,314	Battier	28 Gasol	8 Garnett	25
Mar 23	at Dallas	L	100	111	11-24	6-28	17-52	20,184	Gasol	23 Wright	9 Nowitzki	24
Mar 25	at Portland	W	103	100	11-24	7-28	18-52	20,441	Wright	21 Wright	9 Wells	34
Mar 27	at Seattle	L	82	96	11-24	7-29	18-53	13,896	Williams	26 Wright	10 Payton	32
Mar 30	GOLDEN STATE	W	105	99	12-24	7-29	19-53	14,411	Gasol	26 Wright	17 Sura	18
Apr 2	SACRAMENTO	L	83	107	12-25	7-29	19-54	11,835	Swift	20 Gasol	14 Jackson	19
Apr 3	at Minnesota	L	81	92	12-25	7-30	19-55	17,183	Gasol	18 Gasol	11 Billups	26
Apr 5	HOUSTON	W	99	81	13-25	7-30	20-55	14,188	Gasol	32 Gasol	14 Francis	22
Apr 6	at Washington	L	85	88	13-25	7-31	20-56	20,674	Gasol	16 Battier, Buford, Wright	9 Hamilton, Alexander	15
Apr 9	DENVER	W	97	86	14-25	7-31	21-56	11,208	Gasol	20 Swift	9 Howard	18
Apr 11	PORTLAND	W	102	99	15-25	7-31	22-56	13,248	Swift	23 Wright	10 Wallace	22
Apr 13	SAN ANTONIO	L	92	113	15-26	7-31	22-57	19,405	Gasol	19 Battier	9 Duncan	30
Apr 14	at L.A. Clippers	W	98	95	15-26	8-31	23-57	10,893	Battier	19 Gasol	11 Willis	18
Apr 16	at L.A. Clippers	L	84	92	15-26	8-32	23-58	20,264	Gasol	19 Gasol	11 Olowokandi	25
Apr 17	at Seattle	L	94	109	15-26	8-33	23-59	17,072	Swift	31 Swift	10 Mason	33

INTRO

PLAYERS

EXECUTIVE

BASKETBALL OPS

BUSINESS OPS

MEDIA

COMMUNITY

HISTORY

PLAYOFFS

REVIEW

OPINIONS

NBA

FEDERATION

AT A GLANCE



SEASON REVIEW

2000-01 VANCOUVER GRIZZLIES (23-59)



Back Row, L-R: Mitchell Anderson, Scott Roth, Stromile Swift, Grant Long, Ike Austin, Bryant Reeves, Shareef Abdur-Rahim, Tony Massenburg, Matt Hoffar, Clyde Smith, JB Mahli. **Middle Row, L-R:** Bob Staak, Sidney Lowe, Michael Adams, Scott McCullough, Robert Hackett, Dana Davis. **Front Row, L-R:** Brent Price, Erick Strickland, Michael Dickerson, Mike Bibby, Mahmoud Abdul-Rauf, Damon Jones, Kevin Edwards.

Player	--Field Goals--					--3-Point FG--			-Free Throws-			--Rebounds--					Pts	Avg					
	G	GS	Min	FG	FGA	Pct	FG	FGA	Pct	FT	FTA	Pct	Off	Def	Tot	Ast			PF	Dq	Stl	TO	Bk
Abdur-Rahim	81	81	3241	604	1280	.472	12	64	.188	443	531	.834	175	560	735	250	238	1	90	231	77	1663	20.5
Dickerson	70	69	2618	425	1020	.417	86	230	.374	206	270	.763	70	159	229	233	207	0	62	162	27	1142	16.3
Bibby	82	82	3190	525	1157	.454	108	285	.379	143	188	.761	47	257	304	685	148	1	107	248	12	1301	15.9
Harrington	44	40	1267	180	386	.466	0	3	.000	120	154	.779	102	187	289	36	136	3	19	104	26	480	10.9
Reeves	75	48	1832	254	552	.460	1	4	.250	113	142	.796	132	320	452	80	243	5	43	90	54	622	8.3
Jones	71	10	1415	170	416	.409	84	231	.364	37	52	.712	16	108	124	224	58	0	36	76	1	461	6.5
Abdul-Rauf	41	0	486	120	246	.488	4	14	.286	22	29	.759	5	20	25	76	50	0	9	26	1	266	6.5
Strickland	22	0	409	41	136	.301	14	48	.292	44	51	.863	9	67	76	66	42	0	22	27	1	140	6.4
Long	66	27	1507	140	319	.439	4	15	.267	112	157	.713	76	198	274	83	160	2	72	62	15	396	6.0
Swift	80	6	1312	153	339	.451	0	4	.000	85	141	.603	109	175	284	28	160	0	62	64	82	391	4.9
Massenburg	52	20	823	92	199	.462	0	0	---	49	70	.700	75	135	210	9	122	0	10	48	28	233	4.5
Austin	52	16	845	96	270	.356	6	24	.250	28	40	.700	50	172	222	58	94	0	20	54	23	226	4.3
Edwards	46	5	634	56	170	.329	5	19	.263	43	53	.811	23	59	82	52	46	0	29	37	8	160	3.5
Price	6	0	30	3	11	.273	1	4	.250	6	7	.857	1	3	4	5	8	0	2	4	0	13	2.2
West	15	6	171	11	38	.289	0	2	.000	6	7	.857	4	11	15	14	21	0	3	4	4	28	1.9
GRIZZLIES	82		19780	2870	6539	.439	325	947	.343	1457	1892	.770	894	2431	3325	1899	1733	12	586	1291	359	7522	91.7
OPPONENTS	82		19780	3143	6791	.463	389	1075	.362	1317	1798	.732	1052	2534	3586	1935	1768	16	710	1217	476	7992	97.5

QUICK FACTS

- The Grizzlies concluded their final season in Vancouver with a 23-59 record.
- The team won its last game as the Vancouver Grizzlies, 95-81, on April 18 at Golden State.
- Over a span of 12:32, **Shareef Abdur-Rahim** scored a club-high 22 consecutive points on Dec. 1 vs. Indiana.
- **Mike Bibby** set a franchise record with 685 assists in a single season.
- Rookie **Stromile Swift** competed in the Dunk Contest during All-Star weekend in Washington, D.C.
- On April 11, 2000, the NBA approved the sale of the Vancouver Grizzlies by Orca Bay Sports & Entertainment to **Michael Heisley**.

NBA STATISTICAL RANKINGS

Category	Vancouver		Opponents		Category	Vancouver		Opponents	
Points Per Game	91.7	25th	97.5	26th	Assists Per Game	23.2	8th	23.6	26th
Field Goal Pct.	.439	17th	.463	26th	Steals Per Game	7.15	23rd	8.66	28th
Free Throw Pct.	.770	6th	.732	4th	Turnovers Per Game	15.7	20th	14.8	17th
3-Pt. Field Goal Pct.	.343	21st	.362	22nd	Blocks Per Game	4.38	25th	5.80	21st
Offensive Rebounds Per Game	10.9	26th	12.8	26th	Personal Fouls Per Game	21.1	7th	21.6	20th
Defensive Rebounds Per Game	29.6	22nd	30.9	18th	Disqualifications	12	8th	16	15th
Rebounds Per Game	40.5	24th	43.7	22nd	Points Per Game Differential	-5.8	26th		

GAME BY GAME



Date	Opponent	Van	Opp	Hm	Rd	Tot	Atten	Grizzlies Top Scorer	Grizzlies Top Rebounder	Opponent Top Scorer							
Oct 31	SEATTLE	W	94	88	1-0	0-0	1-0	15,779	27	Reeves	12	Payton	27				
Nov 2	at L.A. Clippers	W	99	91	1-0	1-0	2-0	15,546	20	Harrington	13	Odum	17				
Nov 4	L.A. LAKERS	L	89	98	1-1	1-0	2-1	18,183	24	Abdur-Rahim	9	O'Neal	27				
Nov 6	ATLANTA	W	97	87	2-1	1-0	3-1	11,639	18	Abdur-Rahim, Harrington	18	Austin	9	Henderson, Wright	19		
Nov 8	at Dallas	W	101	74	2-1	2-0	4-1	11,600	22	Abdur-Rahim	22	Abdur-Rahim	12	Laettner	17		
Nov 9	at Houston	L	78	85	2-1	2-1	4-2	10,906	17	Abdur-Rahim	17	Abdur-Rahim	8	Taylor	21		
Nov 11	at San Antonio	L	78	91	2-1	2-2	4-3	18,556	18	Abdur-Rahim	11	Duncan	20				
Nov 16	L.A. CLIPPERS	L	72	76	2-2	2-2	4-4	12,210	16	Dickerson	16	Harrington	10	Odum	21		
Nov 18	DALLAS	L	88	91	2-3	2-2	4-5	13,301	23	Harrington	23	Austin	10	Davis, Nowitzki	20		
Nov 20	DENVER	L	92	95	2-4	2-2	4-6	11,809	19	Abdur-Rahim	19	Abdur-Rahim	14	McDyess	21		
Nov 22	at Minnesota	L	100	101	2-4	2-3	4-7	16,783	37	Bibby	37	Abdur-Rahim	10	Garnett	24		
Nov 24	at Detroit	L	96	118	2-4	2-4	4-8	14,709	29	Abdur-Rahim	29	Abdur-Rahim	12	Stackhouse	31		
Nov 26	at Boston	W	98	87	2-4	3-4	5-8	11,551	27	Abdur-Rahim	27	Abdur-Rahim	21	Pierce	27		
Nov 27	at New York	L	72	97	2-4	3-5	5-9	19,763	17	Bibby	17	Long	9	Rice	23		
Nov 29	PHOENIX	W	109	106(2ot)	3-4	3-5	6-9	12,314	33	Abdur-Rahim	33	Abdur-Rahim, Harrington	14	Kidd	34		
Dec 1	INDIANA	L	76	86(ot)	3-5	3-5	6-10	11,758	28	Abdur-Rahim	28	Abdur-Rahim	16	Rose	28		
Dec 3	SAN ANTONIO	L	79	97	3-6	3-5	6-11	11,655	16	Abdur-Rahim, Long	16	Abdur-Rahim	11	Duncan	30		
Dec 5	DETROIT	W	91	83	4-6	3-5	7-11	12,578	18	Abdur-Rahim	18	Austin	10	Atkins	13		
Dec 7	at Utah	L	87	98	4-6	3-6	7-12	17,958	21	Reeves	21	Reeves	11	Russell	20		
Dec 9	PHILADELPHIA	L	79	83	4-7	3-6	7-13	15,671	20	Dickerson	20	Harrington	10	Iverson	10		
Dec 11	HOUSTON	L	75	82	4-8	3-6	7-14	12,145	15	Abdur-Rahim	26	Reeves	9	Mobley	16		
Dec 13	SEATTLE	L	93	94	4-9	3-6	7-15	15,102	17	Bibby	17	Abdur-Rahim	9	Payton	17		
Dec 15	at L.A. Lakers	L	76	98	4-9	3-7	7-16	18,211	18	Abdur-Rahim	18	Abdur-Rahim	10	Grant	19		
Dec 17	ORLANDO	L	91	101	4-10	3-7	7-17	13,729	19	Abdur-Rahim	14	McGrady	27				
Dec 20	WASHINGTON	W	118	104	5-10	3-7	8-17	11,510	26	Harrington, Reeves	7	Howard	34				
Dec 22	SACRAMENTO	L	93	95	5-11	3-7	8-18	14,656	26	Harrington	26	Harrington	20	Webber	33		
Dec 23	at L.A. Clippers	L	90	92	5-11	3-8	8-19	12,001	26	Harrington	9	Odum	14	18			
Dec 26	PHOENIX	L	95	97	5-12	3-8	8-20	16,110	21	Harrington	12	Kidd	24	28			
Dec 29	at Portland	L	81	104	5-12	3-9	8-21	20,309	29	Reeves	5	Sabonis	20	21			
Dec 30	GOLDEN STATE	L	101	102	5-13	3-9	8-22	14,408	31	Abdur-Rahim	11	Jamison	35	35			
Jan 3	CHARLOTTE	W	99	89	6-13	3-9	9-22	11,873	22	Harrington	13	Coleman	18	23			
Jan 5	at Phoenix	L	76	108	6-13	3-10	9-23	18,359	14	Abdur-Rahim, Bibby	14	Abdur-Rahim, Harrington	7	Delk, Marion	13	28	
Jan 7	MILWAUKEE	W	120	117	7-13	3-10	10-23	11,771	38	Abdur-Rahim	38	Abdur-Rahim	11	Robinson	31	31	
Jan 9	DENVER	L	105	112	7-14	3-10	10-24	12,417	26	Abdur-Rahim	26	Abdur-Rahim	13	McDyess	31	31	
Jan 12	at Seattle	L	102	115	7-14	3-11	10-25	13,196	31	Reeves	31	Abdur-Rahim	12	Patterson	26	27	
Jan 13	CLEVELAND	W	119	107	8-14	3-11	11-25	12,540	32	Reeves	32	Reeves	16	Gatling	27	27	
Jan 15	at L.A. Lakers	L	112	113(ot)	8-14	3-12	11-26	18,318	32	Abdur-Rahim	32	Abdur-Rahim	12	O'Neal	31	31	
Jan 17	at Denver	L	97	121	8-14	3-13	11-27	12,117	24	Abdur-Rahim	24	Abdur-Rahim	8	Van Exel	21	21	
Jan 19	MIAMI	L	86	97	8-15	3-13	11-28	14,281	21	Reeves	21	Harrington	9	Jones	26	26	
Jan 21	MINNESOTA	L	94	96	8-16	3-13	11-29	13,108	24	Abdur-Rahim, Dickerson	24	Abdur-Rahim	11	Brandon, Garnett	20	20	
Jan 23	at San Antonio	L	77	110	8-16	3-14	11-30	14,764	16	Dickerson	16	Harrington	6	Duncan	23	23	
Jan 25	at Dallas	L	83	120	8-16	3-15	11-31	12,690	25	Abd-Rauf, Abdur-Rahim, Bibby	13	Abdur-Rahim	10	Nash	21	21	
Jan 26	at Houston	L	89	106	8-16	3-16	11-32	12,316	25	Dickerson	25	Abdur-Rahim, Harrington, Jones	7	Mobley	23	23	
Jan 29	NEW JERSEY	W	97	86	9-16	3-16	12-32	15,475	26	Abdur-Rahim, Dickerson	26	Abdur-Rahim	11	Marbury, Martin	19	19	
Jan 31	at Phoenix	L	92	101	9-16	3-17	12-33	16,502	26	Bibby	26	Bibby, Swift	8	Robinson	25	25	
Feb 2	at Sacramento	L	95	105	9-16	3-18	12-34	17,317	27	Abdur-Rahim	27	Abdur-Rahim	9	Webber	41	41	
Feb 3	CHICAGO	W	91	84	10-16	3-18	13-34	16,845	26	Bibby	26	Abdur-Rahim	13	Fizer	26	26	
Feb 5	at Seattle	L	82	95	10-16	3-19	13-35	15,082	23	Bibby	23	Abdur-Rahim	12	Baker, Williams	17	17	
Feb 7	UTAH	L	82	92	10-17	3-19	13-36	13,240	20	Dickerson	20	Swift, Reeves	7	Malone	34	34	
Feb 13	BOSTON	W	99	98	11-17	3-19	14-36	11,735	25	Bibby	25	Reeves	12	Walker	27	27	
Feb 15	GOLDEN STATE	W	99	89	12-17	3-19	15-36	10,612	22	Abdur-Rahim, Bibby	22	Dickerson, Strickland, Reeves	9	Jamison	24	24	
Feb 16	at Golden State	W	92	79	12-17	4-19	16-36	13,173	28	Abdur-Rahim	28	Abdur-Rahim	9	Jamison	21	21	
Feb 18	at Minnesota	W	110	102	12-17	5-19	17-36	18,693	24	Dickerson	24	Abdur-Rahim	15	Garnett, Ellis	16	16	
Feb 20	at Washington	W	116	104	12-17	6-19	18-36	12,240	23	Dickerson	23	Long	14	Howard	27	27	
Feb 21	at Philadelphia	L	91	107	12-17	6-20	18-37	14,944	27	Abdur-Rahim	27	Long	10	Iverson	36	36	
Feb 23	at Milwaukee	L	81	93	12-17	6-21	18-38	17,682	28	Bibby	28	Abdur-Rahim	13	Allen	29	29	
Feb 24	at Chicago	L	75	90	12-17	6-22	18-39	21,496	15	Strickland	15	Long	8	Brand	22	22	
Feb 27	DALLAS	L	112	116	12-18	6-22	18-40	12,977	36	Abdur-Rahim	36	Abdur-Rahim, Long	7	Nowitzki	31	31	
Feb 28	at Utah	L	83	101	12-18	6-23	18-41	19,452	19	Abdur-Rahim	19	Abdur-Rahim, Massenbug, Swift	6	Malone	24	24	
Mar 3	L.A. LAKERS	L	88	98	12-19	6-23	18-42	19,193	22	Dickerson	22	Abdur-Rahim, Reeves	11	O'Neal	34	34	
Mar 5	SAN ANTONIO	L	77	91	12-20	6-23	18-43	10,798	24	Bibby	24	Abdur-Rahim	11	Anderson	25	25	
Mar 6	at Portland	W	105	97	12-20	7-23	19-43	15,580	26	Abdur-Rahim	26	Abdur-Rahim	8	Pippen, Stoudamire, Wells	15	15	
Mar 9	PORTLAND	W	95	85	13-20	7-23	20-43	20,512	15	Abdur-Rahim	15	Abdur-Rahim, Massenbug, Swift	7	Wells	24	24	
Mar 11	TORONTO	L	84	101	13-21	7-23	20-44	19,193	17	Abdur-Rahim	17	Massenbug	10	Carter	25	25	
Mar 13	at Atlanta	L	99	109	13-21	7-24	20-45	9,664	27	Bibby	27	Abdur-Rahim	13	Henderson	23	23	
Mar 14	at Charlotte	L	95	100	13-21	7-25	20-46	16,018	23	Abdur-Rahim	23	Abdur-Rahim	12	Mashburn	29	29	
Mar 16	at Orlando	L	99	103	13-21	7-26	20-47	15,278	21	Jones	21	Abdur-Rahim, Long, Swift	6	Armstrong	23	23	
Mar 17	at Miami	L	81	95	13-21	7-27	20-48	16,500	20	Abdur-Rahim	20	Abdur-Rahim	8	Mason	18	18	
Mar 20	at New Jersey	L	90	104	13-21	7-28	20-49	14,351	23	Bibby	23	Abdur-Rahim	6	Martin, Van Horn	24	24	
Mar 22	at Cleveland	L	95	109	13-21	7-29	20-50	12,168	17	Bibby, Dickerson	17	Swift	11	Person, Murray	19	19	
Mar 23	at Indiana	L	75	95	13-21	7-30	18,345	20,512	21	Abdur-Rahim	21	Swift	11	Croschere	17	17	
Mar 25	at Toronto	L	92	102	13-21	7-31	20-52	19,800	26	Abdur-Rahim	26	Abdur-Rahim	10	Carter	13	13	
Mar 29	NEW YORK	W	89	68	14-21	7-31	21-52	15,949	30	Massenbug, Reeves	30	Massenbug, Reeves	10	Ward	13	13	
Apr 1	UTAH	L	73	92	14-22	7-31	21-53	13,093	20	Abdur-Rahim	20	Abdur-Rahim	12	Malone	31	31	
Apr 4	L.A. CLIPPERS	W	86	78	15-22	7-31	22-53	11,312	24	Abdur-Rahim	24	Massenbug	11	Odum	18	18	
Apr 6	SACRAMENTO	L	90	118	15-23	7-31	22-54	14,863	17	Jones	17	Massenbug	13	Webber	36	36	
Apr 7	at Denver	L	97	98	15-23	7-32	22-55	14,934	33	Abdur-Rahim	33	Reeves	12	Posay	22	22	
Apr 10	MINNESOTA	L	91	104	15-24	7-32	22-56	10,430	19	Dickerson	19	Swift	7	Szczepiak	28	28	
Apr 12	PORTLAND	L	87	100	15-25	7-32	22-57	12,796	24	Bibby	24	Abdur-Rahim	12	Wallace	27	27	
Apr 14	at Orlando	L	95	100	15-26	7-32	22-58	18,571	25	Abdul-Rauf	25	Reeves	12	Anderson	19	19	
Apr 16	at Sacramento	L	100	110	15-26	7-33	22-59	17,317	25	Jones	25	Long	8	Stojakovic	31	31	
Apr 18	at Golden State	W	95	81	15-26	8-33	23-59	14,437	26	Abdur-Rahim	26	Abdur-Rahim	22	Jamison	33	33	

INTRO

PLAYERS

EXECUTIVE

BASKETBALL OPS

BUSINESS

MEDIA

COMMUNITY

HISTORY

PLAYOFFS

REVIEW

OPINIONS

NBA

FEDERALISM

AT A GLANCE



SEASON REVIEW

1999-00 VANCOUVER GRIZZLIES (22-60)



Back Row, L-R: Lawrence Frank, Rob Hackett, Jim Boylan, Scott McCullough, Jack Nolan, Troy Wenzel, Othella Harrington, Antoine Carr, Obinna Ekezie, Bryant Reeves, Cherokee Parks, Shareef Abdur-Rahim, Grant Long, Dennis Scott, Larry Riley, Noah Croom, Gary Schmidt.
Front Row, L-R: Doug West, Michael Dickerson, Mike Bibby, Stu Jackson, Lionel Hollins, Milt Palacio, Felipe Lopez, Brent Price.

Player	--Field Goals--					--3-Point FG--			-Free Throws-			--Rebounds--					Pts	Avg					
	G	GS	Min	FG	FGA	Pct	FG	FGA	Pct	FT	FTA	Pct	Off	Def	Tot	Ast			PF	Dq	Stl	TO	Blk
Abdur-Rahim	82	82	3223	594	1277	.465	29	96	.302	446	551	.809	218	607	825	271	244	3	89	249	87	1663	20.3
Dickerson	82	82	3103	554	1270	.436	119	291	.409	269	324	.830	78	201	279	208	226	0	116	165	45	1496	18.2
Bibby	82	82	3155	459	1031	.445	77	212	.363	195	250	.780	73	233	306	665	171	1	132	247	15	1190	14.5
Harrington	82	82	2677	420	830	.506	0	2	.000	236	298	.792	196	367	563	97	287	3	36	217	58	1076	13.1
Reeves	69	67	1773	252	562	.448	0	4	.000	107	165	.648	126	264	390	82	245	8	33	119	38	611	8.9
Scott	66	0	1263	125	333	.375	71	189	.376	48	57	.842	16	90	106	69	104	0	28	30	9	369	5.6
Long	42	1	920	74	167	.443	0	4	.000	55	71	.775	86	148	234	43	108	1	45	49	10	203	4.8
Lopez	65	0	781	111	261	.425	3	18	.167	67	109	.615	59	65	124	44	94	0	32	53	17	292	4.5
West	38	0	581	59	145	.407	0	3	.000	34	40	.850	18	53	71	43	80	1	12	19	8	152	4.0
Price	41	0	424	41	119	.345	25	68	.368	34	39	.872	8	29	37	69	63	0	17	47	1	141	3.4
Ekezie	39	0	351	41	88	.466	0	0	---	43	64	.672	34	58	92	8	61	0	9	26	4	125	3.2
Carr	21	0	221	28	64	.438	0	0	---	11	14	.786	8	24	32	7	42	0	3	9	6	67	3.2
Stephens	13	0	181	19	51	.373	0	8	.000	3	4	.750	13	23	36	11	9	0	7	6	3	41	3.2
Parks	56	14	808	72	145	.497	0	1	.000	24	37	.649	55	128	183	35	115	2	29	28	45	168	3.0
Palacio	53	0	394	43	98	.439	0	2	.000	22	37	.595	17	34	51	48	32	0	20	44	0	108	2.0
GRIZZLIES	82	82	19855	2892	6441	.449	324	898	.361	1594	2060	.774	1005	2324	3329	1700	1881	19	608	1381	346	7702	93.9
OPPONENTS	82	82	19855	3136	6613	.474	361	1083	.333	1530	1989	.769	970	2336	3306	1932	1912	28	725	1234	519	8163	99.5

QUICK FACTS

- The Vancouver Grizzlies finished the season with a 22-60 record.
- Former Head Coach **Lionel Hollins** named interim head coach on Dec. 16.
- The club shot a franchise-best 77.4 percent from the free throw line.
- **Shareef Abdur-Rahim** sets a then club record with 825 total rebounds and also netted a then franchise-high nine straight double-doubles from Nov. 2-21.
- The Grizzlies limited opponents to a club-low 33.3 percent from three-point range.
- **Mike Bibby** set a team record by dishing out 10+ assists in four-straight games from March 29-April 4.

NBA STATISTICAL RANKINGS

Category	Vancouver	Opponents	Category	Vancouver	Opponents
Points per game	93.9	26th	Assists Per Game	20.73	24th
Field Goal Pct.	.449	18th	Steals Per Game	7.41	21st
Free Throw Pct.	.774	8th	Turnovers Per Game	16.84	25th
3-Pt. Field Goal Pct.	.361	13th	Blocks Per Game	4.22	26th
Offensive Rebounds Per Game	12.26	19th	Personal Fouls Per game	22.94	12th
Defensive Rebounds Per Game	28.34	27th	Disqualifications	19	T-15th
Rebounds Per Game	40.60	28th	Points Per Game Differential	-5.6	26th

GAME BY GAME



Date	Opponent	Van	Opp	Hm	Rd	Tot	Atten	Grizzlies Top Scorer	Grizzlies Top Rebounder	Opponent Top Scorer
Nov 2	PORTLAND	L	86	106	0-1	0-0	0-1	18,218	Abdur-Rahim	19
Nov 3	at L.A. Lakers	L	88	103	0-1	0-1	0-2	18,997	Abdur-Rahim, Dickerson	19
Nov 6	DENVER	W	109	94	1-1	0-1	1-2	12,159	Abdur-Rahim	27
Nov 10	ATLANTA	W	102	97(ot)	2-1	0-1	2-2	11,453	Abdur-Rahim	22
Nov 12	GOLDEN STATE	L	93	103	2-2	0-1	2-3	12,792	Abdur-Rahim	21
Nov 14	L.A. CLIPPERS	W	109	89	3-2	0-1	3-3	12,774	Dickerson	23
Nov 16	at SACRAMENTO	L	77	81	3-2	0-2	3-4	14,169	Abdur-Rahim	24
Nov 18	SEATTLE	L	108	110	3-3	0-2	3-5	12,275	Abdur-Rahim	31
Nov 21	MINNESOTA	L	81	105	3-4	0-2	3-6	12,493	Harrington	20
Nov 23	at Washington	L	87	89	3-4	0-3	3-7	11,219	Reeves	25
Nov 24	at Charlotte	L	73	89	3-4	0-4	3-8	16,003	Dickerson	16
Nov 26	at Indiana	L	86	105	3-4	0-5	3-9	18,345	Abdur-Rahim	22
Nov 27	at Minnesota	L	82	113	3-4	0-6	3-10	16,881	Harrington	17
Nov 29	HOUSTON	L	110	118(ot)	3-5	0-6	3-11	15,086	Bibby	25
Dec 1	INDIANA	L	89	96	3-6	0-6	3-12	11,683	Abdur-Rahim	24
Dec 3	CHARLOTTE	L	94	113	3-7	0-6	3-13	12,107	Dickerson	29
Dec 6	at Houston	L	99	102	3-7	0-7	3-14	14,558	Abdur-Rahim	24
Dec 7	at Dallas	W	104	95	3-7	1-7	4-14	11,452	Abdur-Rahim	26
Dec 9	at San Antonio	L	91	99	3-7	1-8	4-15	14,778	Abdur-Rahim	30
Dec 11	L.A. LAKERS	L	94	106	3-8	1-8	4-16	14,059	Bibby	23
Dec 13	at L.A. Clippers	L	90	102	3-8	1-9	4-17	9,303	Abdur-Rahim	24
Dec 15	SACRAMENTO	L	106	109	3-9	1-9	4-18	12,490	Bibby	26
Dec 18	at Seattle	L	89	112	3-9	1-10	4-19	14,094	Abdur-Rahim	25
Dec 19	L.A. CLIPPERS	W	85	84	4-9	1-10	5-19	12,584	Dickerson	26
Dec 23	DENVER	W	93	91	5-9	1-10	6-19	11,792	Abdur-Rahim	29
Dec 26	at Denver	L	86	109	5-9	1-11	6-20	17,074	Abdur-Rahim	20
Dec 27	PHILADELPHIA	L	93	100	5-10	1-11	6-21	13,269	Abdur-Rahim	24
Dec 29	at Utah	L	90	101	5-10	1-12	6-22	19,611	Dickerson	25
Dec 30	SAN ANTONIO	L	88	98	5-11	1-12	6-23	14,403	Abdur-Rahim	24
Jan 4	at Miami	W	91	87	5-11	2-12	7-23	19,035	Bibby	22
Jan 5	at Orlando	L	96	116	5-11	2-13	7-24	12,904	Abdur-Rahim	17
Jan 7	at New Jersey	W	101	91	5-11	3-13	8-24	14,246	Dickerson	28
Jan 9	at Toronto	W	107	97	5-11	4-13	9-24	19,188	Abdur-Rahim	29
Jan 10	at Boston	W	112	103	5-11	5-13	10-24	14,876	Bibby	33
Jan 12	PHOENIX	L	92	95	5-12	5-13	10-25	14,404	Harrington	19
Jan 14	CLEVELAND	L	80	82	5-13	5-13	10-26	13,161	Dickerson	23
Jan 16	MIAMI	L	83	94	5-14	5-13	10-27	15,456	Dickerson	23
Jan 20	UTAH	L	89	94	5-15	5-13	10-28	12,909	Bibby, Harrington	22
Jan 22	ORLANDO	L	82	85	5-16	5-13	10-29	11,817	Three players tied	16
Jan 24	at Denver	L	89	110	5-16	5-14	10-30	10,884	Abdur-Rahim	24
Jan 26	at Utah	W	116	99	5-16	6-14	11-30	19,080	Abdur-Rahim	30
Jan 27	NEW JERSEY	W	108	106	6-16	6-14	12-30	11,934	Dickerson	29
Jan 31	MILWAUKEE	L	87	92	6-17	6-14	12-31	12,039	Reeves	22
Feb 2	at Golden State	L	95	101	6-17	6-15	12-32	10,918	Abdur-Rahim	25
Feb 4	CHICAGO	W	101	76	7-17	6-15	13-32	15,357	Dickerson	20
Feb 6	DALLAS	L	99	103(ot)	7-18	6-15	13-33	14,861	Abdur-Rahim	36
Feb 8	at Phoenix	L	76	94	7-18	6-16	13-34	18,385	Dickerson	19
Feb 10	at L.A. Clippers	W	112	90	7-18	7-16	14-34	9,895	Dickerson	40
Feb 16	WASHINGTON	W	92	87	8-18	7-16	15-34	12,894	Bibby	21
Feb 18	at Minnesota	L	91	103	8-18	7-17	15-35	17,101	Dickerson	27
Feb 19	at Milwaukee	W	111	100	8-18	8-17	16-35	17,109	Dickerson	26
Feb 21	at Cleveland	L	108	109(ot)	8-18	8-18	16-36	12,140	Dickerson, Bibby	27
Feb 22	at Chicago	W	85	81	8-18	9-18	17-36	21,874	Dickerson	25
Feb 24	BOSTON	L	77	101	8-19	9-18	17-37	13,001	Abdur-Rahim	20
Feb 26	SACRAMENTO	W	102	90	9-19	9-18	18-37	17,856	Abdur-Rahim	22
Feb 29	at Sacramento	L	87	112	9-19	9-19	18-38	17,317	Harrington	20
Mar 1	at L.A. Lakers	L	91	103	9-19	9-20	18-39	18,912	Abdur-Rahim, Dickerson	18
Mar 3	at Portland	L	91	101	9-19	9-21	18-40	20,367	Bibby	25
Mar 5	TORONTO	L	92	94	9-20	9-21	18-41	19,193	Abdur-Rahim, Harrington	22
Mar 7	at New York	L	86	111	9-20	9-22	18-42	19,763	Abdur-Rahim	18
Mar 8	at Philadelphia	L	90	107	9-20	9-23	18-43	20,086	Harrington	20
Mar 10	at Detroit	L	97	111	9-20	9-24	18-44	22,076	Harrington	25
Mar 11	at Atlanta	L	86	91	9-20	9-25	18-45	13,344	Bibby	20
Mar 13	SEATTLE	L	103	113	9-21	9-25	18-46	14,510	Reeves	31
Mar 16	at Seattle	L	103	117	9-21	9-26	18-47	13,070	Dickerson	24
Mar 17	PHOENIX	L	86	101	9-22	9-26	18-48	14,255	Abdur-Rahim, Dickerson	14
Mar 19	DETROIT	L	99	101	9-23	9-26	18-49	15,240	Abdur-Rahim	24
Mar 21	GOLDEN STATE	W	98	82	10-23	9-26	19-49	13,555	Dickerson	25
Mar 25	UTAH	L	75	84	10-24	9-26	19-50	14,143	Reeves	16
Mar 29	L.A. LAKERS	L	99	108	10-25	9-26	19-51	16,780	Dickerson	32
Mar 31	NEW YORK	L	83	89	10-26	9-26	19-52	16,632	Dickerson	28
Apr 2	DALLAS	L	86	100	10-27	9-26	19-53	12,941	Abdur-Rahim	23
Apr 4	HOUSTON	W	102	100	11-27	9-26	20-53	12,742	Bibby	27
Apr 6	PORTLAND	W	89	87	12-27	9-26	21-53	12,234	Dickerson	27
Apr 8	at Portland	L	85	98	12-27	9-27	21-54	20,415	Dickerson	20
Apr 9	SAN ANTONIO	L	99	107	12-28	9-27	21-55	14,206	Bibby	24
Apr 11	at Golden State	L	97	109	12-28	9-28	21-56	10,127	Dickerson	24
Apr 12	at Phoenix	L	116	122(ot)	12-28	9-29	21-57	18,463	Dickerson	35
Apr 14	MINNESOTA	L	94	104(2ot)	12-29	9-29	21-58	17,748	Abdur-Rahim	27
Apr 16	at Dallas	L	106	114	12-29	9-30	21-59	13,497	Harrington	27
Apr 17	at San Antonio	L	93	100	12-29	9-31	21-60	19,913	Dickerson	29
Apr 19	at Houston	W	96	92	12-29	10-31	22-60	16,285	Dickerson	20

INTRO

PLAYERS

EXECUTIVE

BASKETBALL OPS

BUSINESS OPS

MEDIA

COMMUNITY

HISTORY

PLAYOFFS

REVIEW

OPPONENTS

NBA

FEDERATION

AT A GLANCE



SEASON REVIEW

1998-99 VANCOUVER GRIZZLIES (8-42)



Back Row, L-R: Rob Hackett, Jim Boylan, Scott McCullough, Lionel Hollins, Troy Wenzel, Jack Nolan, J.R. Henderson, Tony Massenbourg, Cherokee Parks, Bryant Reeves, Pete Chilcutt, Shareef Abdur-Rahim, Makhtar Ndiaye, Noah Croom, Larry Riley, Gary Schmidt.

Front Row, L-R: Rodrick Rhodes, Felipe Lopez, Terry Dehere, Lee Mayberry, Brian Hill, Stu Jackson, Mike Bibby, DeJuan Wheat, Doug West, Michael Smith.

Player	--Field Goals--			--3-Point FG--			-Free Throws-			--Rebounds--						Pts	Avg						
	G	GS	Min	FG	FGA	Pct	FG	FGA	Pct	FT	FTA	Pct	Off	Def	Tot			Ast	PF	Dq	Stl	To	Blk
Abdur-Rahim	50	50	2021	386	893	.432	11	36	.306	369	439	.841	114	260	374	172	137	1	69	186	55	1152	23.0
Bibby	50	50	1758	260	605	.430	15	74	.203	127	169	.751	30	106	136	325	122	0	78	146	5	662	13.2
Mack	19	15	577	86	212	.406	42	108	.389	28	30	.933	7	46	53	23	53	1	20	20	1	242	12.7
Massenburg	43	35	1143	189	388	.487	0	2	.000	103	155	.665	83	174	257	23	108	0	26	64	39	481	11.2
Reeves	25	14	702	102	251	.406	0	1	.000	67	116	.578	50	88	138	37	103	3	13	47	8	271	10.8
Lopez	47	32	1218	169	379	.446	12	44	.273	87	135	.644	69	97	166	62	128	0	49	82	14	437	9.3
West	14	2	294	31	65	.407	0	2	.000	19	25	.760	5	20	25	19	8	1	16	12	7	81	5.8
Parks	48	41	1118	118	275	.429	0	1	.000	30	55	.545	75	168	243	36	114	0	28	49	28	266	5.5
Smith	48	10	1098	77	144	.535	0	1	.000	76	128	.594	135	215	350	48	107	0	46	60	18	230	4.8
Wheat	46	0	590	73	193	.378	22	60	.367	40	55	.727	11	34	45	102	59	0	26	48	2	208	4.5
Chilcutt	46	0	697	63	172	.366	26	68	.382	14	17	.824	29	88	117	30	52	0	22	28	12	166	3.6
Rhodes	10	1	123	11	44	.250	1	7	.143	11	19	.579	7	6	13	10	16	0	4	15	2	34	3.4
Henderson	30	0	331	35	96	.365	2	5	.400	25	45	.556	20	27	47	22	29	1	9	18	4	97	3.2
Dehere	22	0	271	27	74	.365	15	34	.441	5	7	.714	5	17	22	26	28	0	5	14	3	74	3.4
Mayberry	9	0	126	7	19	.368	2	10	.200	4	5	.800	0	3	3	23	13	0	7	11	0	20	2.2
Sasser	6	0	39	5	11	.455	0	0	----	1	2	.500	2	5	7	2	4	0	2	2	0	11	1.8
Herrera	4	0	42	3	13	.231	0	0	----	0	2	.000	5	3	8	3	3	0	0	4	0	6	1.5
Ndiaye	4	0	27	1	4	.250	0	0	----	3	4	.750	3	2	5	1	9	0	0	1	1	5	1.3
GRIZZLIES	50		12175	1643	3838	.428	148	453	.327	1009	1408	.717	650	1359	2009	964	1123	7	420	848	199	4443	88.9
OPPONENT	50		12175	1813	3917	.463	229	653	.351	1021	1400	.729	673	1456	2129	1189	1164	15	490	779	328	4876	97.5

QUICK FACTS

- The Vancouver Grizzlies finished 8-42 in a lockout-shortened season, ranking seventh in the Midwest Division.
- **Shareef Abdur-Rahim** ranked fourth in the NBA in scoring with a then franchise-record 23.0 points per game and scored in double figures in all 50 games.
- Guard **Mike Bibby** became the first Grizzlies rookie to start in each game during his rookie season while posting a club rookie-record 6.5 assists per game.
- The Grizzlies won a double-overtime game, 93-89, on Feb. 16 at the L.A. Clippers, before dropping a 131-129 triple-overtime thriller to the Boston Celtics the following night.

NBA STATISTICAL RANKINGS

Category	Vancouver		Opponents		Category	Vancouver		Opponents	
Points Per Game	88.9	24th	97.5	26th	Assists Per Game	19.3	23rd	23.8	29th
Field Goal Pct.	.428	19th	.463	27th	Steals Per Game	8.40	16th	9.80	28th
Free Throw Pct.	.717	20th	.729	16th	Turnovers Per Game	17.0	29th	15.6	14th
3-Pt. Field Goal Pct.	.327	21st	.351	22nd	Blocks Per Game	3.98	27th	6.56	29th
Offensive Rebounds Per Game	13.0	12th	13.5	27th	Personal Fouls Per Game	22.5	13th	23.3	7th
Defensive Rebounds Per Game	27.2	27th	29.1	17th	Disqualifications	7	9th	15	4th
Rebounds Per Game	40.2	23rd	42.6	20th	Points Per Game Differential	-8.6	27th		

GAME BY GAME



Date	Opponent	Van	Opp	Hm	Rd	Tot	Atten	Grizzlies		Opponent				
								Top Scorer	Top Rebounder	Top Scorer	Top Scorer			
Feb 7	at Sacramento	L	87	109	0-0	0-1	0-1	17,317	Reeves	14	Reeves	9	Webber	25
Feb 8	PORTLAND	L	76	95	0-1	0-1	0-2	18,353	Massenburg	24	Massenburg	9	Saboris	24
Feb 10	L.A. CLIPPERS	W	105	99	1-1	0-1	1-2	14,818	Abdur-Rahim	35	Abdur-Rahim, Massenburg	9	Murray	21
Feb 11	INDIANA	L	97	101	1-2	0-1	1-3	14,914	Abdur-Rahim	32	Abdur-Rahim	7	Smits	24
Feb 14	DALLAS	W	96	92	2-2	0-1	2-3	16,059	Mack	26	Smith	8	Nash	18
Feb 16	at L.A. Clippers	W	93	89(2ot)	2-2	1-1	3-3	9,626	Mack	22	Smith	15	Taylor	21
Feb 17	BOSTON	L	129	131(3ot)	2-3	1-1	3-4	13,041	Abdur-Rahim	39	Abdur-Rahim, Smith	13	Mercer, Walker	27
Feb 19	at Minnesota	L	96	115	2-3	1-2	3-5	17,907	Abdur-Rahim	21	Abdur-Rahim	9	Marbury	23
Feb 21	at Toronto	L	87	102	2-3	1-3	3-6	19,800	Abdur-Rahim	23	Abdur-Rahim	6	Carter	27
Feb 23	L.A. LAKERS	W	93	83	3-3	1-3	4-6	19,193	Abdur-Rahim	28	Abdur-Rahim	14	O'Neal	26
Feb 25	PHOENIX	L	86	94	3-4	1-3	4-7	13,494	Abdur-Rahim	22	Smith	11	Chapman, McCloud	16
Feb 27	HOUSTON	L	74	86	3-5	1-3	4-8	19,193	Abdur-Rahim	20	Abdur-Rahim	16	Pippen, Olajuwon	18
Feb 28	at Denver	L	112	116	3-5	1-4	4-9	9,248	Massenburg	27	Massenburg	7	McDyess	46
Mar 2	SACRAMENTO	L	101	111	3-6	1-4	4-10	13,252	Abdur-Rahim	29	Abdur-Rahim	12	Webber	36
Mar 3	at Utah	L	86	109	3-6	1-5	4-11	18,566	Mack	23	Massenburg	6	Russell	17
Mar 4	MINNESOTA	L	93	102	3-7	1-5	4-12	13,329	Abdur-Rahim	22	Smith	9	Garnett	23
Mar 6	HOUSTON	L	92	107	3-8	1-5	4-13	19,193	Abdur-Rahim	26	Abdur-Rahim	12	Dickerson	26
Mar 8	PORTLAND	L	73	92	3-9	1-5	4-14	13,552	Abdur-Rahim	19	Parks	9	Jackson	20
Mar 9	at Golden State	L	82	92	3-9	1-6	4-15	10,043	Abdur-Rahim	35	Parks	12	Marshall	20
Mar 11	at Houston	L	91	102	3-9	1-7	4-16	16,285	Abdur-Rahim	27	Parks	9	Olajuwon	31
Mar 13	at Dallas	L	74	91	3-9	1-8	4-17	14,184	Abdur-Rahim, Lopez	21	Parks	10	Finley	21
Mar 15	at Denver	L	84	110	3-9	1-9	4-18	8,251	Abdur-Rahim	15	Smith	8	McDyess	21
Mar 16	at Seattle	L	85	87	3-9	1-10	4-19	17,072	Abdur-Rahim, Reeves	21	Abdur-Rahim, Smith	11	Baker	31
Mar 18	MINNESOTA	W	86	81	4-9	1-10	5-19	17,466	Reeves	28	Reeves	13	Garnett	20
Mar 20	SAN ANTONIO	L	88	92(ot)	4-10	1-10	5-20	19,193	Abdur-Rahim	25	Abdur-Rahim	11	Duncan	24
Mar 22	at Phoenix	L	84	89	4-10	1-11	5-21	18,855	Abdur-Rahim	26	Smith	8	Kidd	24
Mar 24	PHILADELPHIA	L	90	95(ot)	4-11	1-11	5-22	16,615	Massenburg, Bibby	20	Smith	12	Iverson	34
Mar 26	UTAH	L	80	85	4-12	1-11	5-23	19,193	Abdur-Rahim	30	Abdur-Rahim	9	Malone	26
Mar 29	at L.A. Lakers	L	98	116	4-12	1-12	5-24	17,312	Abdur-Rahim	21	Massenburg	12	O'Neal	26
Mar 30	DENVER	W	101	87	5-12	1-12	6-24	15,018	Abdur-Rahim	22	Smith	11	Van Exel	29
Apr 1	at San Antonio	L	91	103	5-12	1-13	6-25	16,384	Abdur-Rahim	27	Parks	12	Duncan	39
Apr 2	at Atlanta	L	81	84	5-12	1-14	6-26	8,748	Abdur-Rahim	24	Parks	9	Mutombo	24
Apr 4	at Chicago	L	87	88	5-12	1-15	6-27	22,198	Abdur-Rahim	26	Smith	11	Bryant	25
Apr 6	at Portland	L	89	98	5-12	1-16	6-28	18,105	Abdur-Rahim, Lopez, Bibby	19	Abdur-Rahim, Massenburg	8	Williams, Rider, Wallace	15
Apr 7	DENVER	L	84	87	5-13	1-16	6-29	17,151	Abdur-Rahim	25	Massenburg	9	McDyess	24
Apr 9	SEATTLE	W	98	93	6-13	1-16	7-29	19,193	Abdur-Rahim	28	Abdur-Rahim, Lopez	11	Ellis	20
Apr 11	SACRAMENTO	L	88	91	6-14	1-16	7-30	17,167	Abdur-Rahim	23	Smith	14	Webber	24
Apr 12	at Utah	L	80	98	6-14	1-17	7-31	19,911	Abdur-Rahim	22	Abdur-Rahim	6	Anderson, Hornacek	18
Apr 14	at Houston	L	85	102	6-14	1-18	7-32	16,285	Abdur-Rahim, Massenburg	16	Massenburg	9	Olajuwon	27
Apr 16	at Minnesota	L	75	89	6-14	1-19	7-33	18,347	Abdur-Rahim	24	Massenburg	14	Smith	26
Apr 18	GOLDEN STATE	L	85	90	6-15	1-19	7-34	17,063	Abdur-Rahim	25	Smith	12	Marshall	24
Apr 19	at L.A. Lakers	L	102	117	6-15	1-20	7-35	17,505	Massenburg	28	Smith	14	O'Neal	35
Apr 21	L.A. CLIPPERS	W	97	94	7-15	1-20	8-35	15,885	Abdur-Rahim	29	Four players tied	6	Taylor	24
Apr 23	SEATTLE	L	84	97	7-16	1-20	8-36	19,193	Abdur-Rahim	22	Smith	11	MacLean, Payton	25
Apr 24	at L.A. Clippers	L	96	105	7-16	1-21	8-37	13,493	Abdur-Rahim	27	Parks	8	Taylor	25
Apr 27	at Dallas	L	75	84	7-16	1-22	8-38	12,650	Bibby	22	Abdur-Rahim, Smith	10	Trent	20
Apr 29	SAN ANTONIO	L	72	99	7-17	1-22	8-39	18,448	Abdur-Rahim, Massenburg	12	Abdur-Rahim	8	Duncan	19
May 1	at Phoenix	L	77	107	7-17	1-23	8-40	19,923	Abdur-Rahim	23	Lopez, Smith	8	Gugliotta	24
May 3	GOLDEN STATE	L	83	91	7-18	1-23	8-41	17,990	Abdur-Rahim	20	Parks	11	Cummings, Marshall	18
May 5	at Sacramento	L	95	99	7-18	1-24	8-42	17,317	Abdur-Rahim	26	Smith	14	Divac	29

INTRO

PLAYERS

EXECUTIVE

BASKETBALL OPS

BUSINESS OPS

MEDIA

COMMUNITY

HISTORY

PLAYOFFS

REVIEW

OPPONENTS

NBA


FEDERATION

AT A GLANCE



SEASON REVIEW

1997-98 VANCOUVER GRIZZLIES (19-63)



Back Row, L-R: Brian Hill, Jim Boylan, Lionel Hollins, Jack Nolan, George Lynch, Shareef Abdur-Rahim, Pete Chilcutt, Otis Thorpe, Bryant Reeves, Ivano Newbill, Tony Massenburg, Stu Jackson, Noah Croom, Troy Wenzel, Scott McCullough, Rob Hackett. **Front Row, L-R:** Doug West, Chris Robinson, Anthony Peeler, Lee Mayberry, Antonio Daniels, Marcus Brown, Sam Mack, Blue Edwards.

Player	--Field Goals--			--3-Point FG--			-Free Throws-			--Rebounds--													
	G	GS	Min	FG	FGA	Pct	FG	FGA	Pct	FT	FTA	Pct	Off	Def	Tot	Ast	PF	Dq	Stl	TO	Blk	Pts	Avg
Abdur-Rahim	82	82	2950	653	1347	.485	21	51	.412	502	640	.784	227	354	581	213	201	0	89	257	76	1829	22.3
Reeves	74	74	2527	492	941	.523	0	4	.000	223	316	.706	196	389	585	155	278	6	39	156	80	1207	16.3
Thorpe	47	46	1574	205	420	.477	0	4	.000	118	170	.694	100	271	371	161	158	3	30	115	23	528	11.2
Mack	57	54	1414	222	559	.397	110	269	.409	62	77	.805	30	103	133	101	117	0	41	69	11	616	10.8
Edwards	81	20	1968	326	742	.439	40	120	.333	180	215	.837	61	156	217	201	183	0	86	134	27	872	10.8
Peeler	8	8	202	35	72	.486	5	19	.263	4	6	.667	6	14	20	23	16	0	9	6	0	79	9.9
Daniels	74	50	1956	228	548	.416	11	52	.212	112	170	.659	22	121	143	334	88	0	55	164	10	579	7.8
Lynch	82	0	1493	248	516	.481	9	30	.300	111	158	.703	147	215	362	122	161	0	65	104	41	616	7.5
Massenburg	61	13	894	148	309	.479	0	0	---	100	137	.730	80	152	232	21	123	0	25	60	24	396	6.5
Smith	30	29	706	67	133	.504	0	1	.000	48	73	.658	85	121	206	59	60	0	26	36	6	182	6.1
Chilcutt	82	0	1420	156	359	.435	54	130	.415	39	59	.661	77	229	306	104	158	0	53	62	37	405	4.9
Mayberry	79	32	1835	131	349	.375	63	180	.350	38	51	.745	19	95	114	349	164	1	65	113	10	363	4.6
Hurley	27	0	458	46	123	.374	1	7	.143	29	39	.744	5	25	30	97	43	0	10	44	0	122	4.5
C.Robinson	16	0	143	23	63	.365	7	24	.292	1	2	.500	0	13	13	10	21	0	7	15	1	54	3.4
L.Robinson	6	0	41	6	19	.316	3	6	.500	2	2	1.000	2	10	12	1	0	0	4	2	0	17	2.8
Newbill	28	2	249	20	57	.351	1	1	1.000	17	30	.567	24	45	69	9	38	0	10	17	3	58	2.1
GRIZZLIES	82		19830	3006	6567	.458	325	898	.362	1586	2145	.739	1081	2313	3394	1960	1809	10	614	1405	349	7923	96.6
OPPONENT	82		19830	3230	6797	.475	428	1111	.385	1634	2233	.732	1144	2358	3502	2101	1832	12	836	1163	538	8522	103.9

QUICK FACTS

- The Vancouver Grizzlies established a then franchise high for wins with a 19-63 record, placing sixth in the Midwest Division.
- **Shareef Abdur-Rahim** set a franchise season record in points (1,829), field goals made (653) and free throws made (502), while ranking sixth in the NBA with 22.3 points per game.
- The club dished out a franchise-best 1,960 assists.
- The Grizzlies grabbed a club-record 1,081 offensive rebounds.
- **Bryant Reeves** finished 10th in the NBA in field goal percentage, shooting 52.3 percent from the field.
- **Antonio Daniels** set a Grizzlies rookie record by dishing out 334 assists.

NBA STATISTICAL RANKINGS

Category	Vancouver	Opponents	Category	Vancouver	Opponents
Points Per Game	96.6	10th	Assists Per Game	23.9	6th
Field Goal Pct.	.457	9th	Steals Per Game	7.49	26th
Free Throw Pct.	.739	16th	Turnovers Per Game	17.1	28th
3-Pt. Field Goal Pct.	.362	6th	Blocks Per Game	4.26	24th
Offensive Rebounds Per Game	13.2	12th	Personal Fouls Per Game	22.1	10th
Defensive Rebounds Per Game	28.2	18th	Disqualifications	10	3rd
Rebounds Per Game	41.4	15th	Points Per Game Differential	-7.3	25th

GAME BY GAME



Date	Opponent	Van	Opp	Hm	Rd	Tot	Atten	Grizzlies Top Scorer	Grizzlies Top Rebounder	Opponent Top Scorer				
Oct 31	DALLAS	L	88	90	0-1	0-0	0-1	17,021	31	Abdur-Rahim, Thorpe	9	Davis	18	
Nov 1	SACRAMENTO	W	97	96	1-1	0-0	1-1	15,460	19	Thorpe	13	Richmond	24	
Nov 4	at Dallas	L	87	92	1-1	0-1	1-2	14,285	28	Thorpe	14	Finley	29	
Nov 5	at San Antonio	L	79	87	1-1	0-2	1-3	14,523	Peeler	19	Thorpe	9	Marbury	22
Nov 7	MINNESOTA	L	97	108	1-2	0-2	1-4	15,302	Abdur-Rahim	23	Abdur-Rahim	17	Marbury	26
Nov 9	DETROIT	W	104	96(ot)	2-2	0-2	2-4	14,925	Abdur-Rahim, Reeves	24	Abdur-Rahim	11	Hunter	23
Nov 11	L.A. CLIPPERS	W	119	113	3-2	0-2	3-4	15,160	Abdur-Rahim	29	Thorpe	15	Rogers	26
Nov 12	at Utah	L	80	98	3-2	0-3	3-5	19,851	Reeves	15	Abdur-Rahim, Lynch	7	Malone	26
Nov 15	MILWAUKEE	W	109	94	4-2	0-3	4-5	17,666	Abdur-Rahim	24	Newbill	10	Brandon	22
Nov 16	at L.A. Lakers	L	95	121	4-2	0-4	4-6	17,139	Abdur-Rahim	25	Massenburg	8	Jones	28
Nov 18	at Denver	W	100	87	4-2	1-4	5-6	9,718	Edwards	27	Thorpe	7	Jackson	18
Nov 19	at Seattle	L	87	107	4-2	1-5	5-7	17,072	Abdur-Rahim	25	Thorpe	8	Payton	31
Nov 21	DENVER	W	99	96	5-2	1-5	6-7	15,988	Abdur-Rahim	28	Lynch	11	Newman, Stith	22
Nov 23	at New York	L	84	104	5-2	1-6	6-8	19,763	Reeves	18	Chilcutt	9	Ewing, Oakley	19
Nov 26	at Milwaukee	L	82	101	5-2	1-7	6-9	15,126	Abdur-Rahim	19	Reeves	9	Robinson	25
Nov 27	at Indiana	L	85	106	5-2	1-8	6-10	14,391	Lynch	15	Lynch	9	Mullin	27
Nov 29	at Minnesota	L	87	106	5-2	1-9	6-11	17,494	Daniels	16	Reeves	8	Gugliotta	23
Nov 30	at Detroit	W	97	95	5-2	2-9	7-11	16,030	Abdur-Rahim	19	Thorpe	10	Williams	26
Dec 3	ORLANDO	L	97	101	5-3	2-9	7-12	15,069	Abdur-Rahim	24	Thorpe	13	Strong	23
Dec 5	CLEVELAND	L	98	107	5-4	2-9	7-13	15,558	Abdur-Rahim	27	Thorpe	11	Person	30
Dec 9	at Phoenix	L	85	107	5-4	2-10	7-14	19,023	Abdur-Rahim	21	Abdur-Rahim	9	Ceballos	21
Dec 12	GOLDEN STATE	W	95	88	6-4	2-10	8-14	14,810	Abdur-Rahim	30	Lynch	10	Smith	23
Dec 14	HOUSTON	W	110	105	7-4	2-10	9-14	14,411	Reeves	23	Reeves	10	Willis	28
Dec 16	at Houston	L	91	118	7-4	2-11	9-15	16,285	Abdur-Rahim	18	Chilcutt	8	Willis	23
Dec 17	at San Antonio	L	87	98	7-4	2-12	9-16	13,576	Abdur-Rahim	24	Daniels	10	Robinson	33
Dec 19	at Portland	L	91	96	7-4	2-13	9-17	19,863	Abdur-Rahim	25	Abdur-Rahim, Massenburg	10	Rider	31
Dec 21	PORTLAND	W	88	86	8-4	2-13	10-17	15,174	Abdur-Rahim	28	Abdur-Rahim	14	Rider	19
Dec 26	PHOENIX	L	100	118	8-5	2-13	10-18	17,023	Abdur-Rahim	23	Thorpe, Reeves	7	Ceballos	22
Dec 28	UTAH	L	88	89	8-6	2-13	10-19	16,488	Abdur-Rahim	31	Abdur-Rahim, Reeves	10	Malone	36
Dec 30	SAN ANTONIO	L	115	124	8-7	2-13	10-20	15,872	Mack	28	Reeves	12	Person	32
Jan 1	PHILADELPHIA	L	104	115	8-8	2-13	10-21	15,495	Abdur-Rahim	23	Abdur-Rahim	12	Iverson	29
Jan 2	at Sacramento	L	80	94	8-8	2-14	10-22	13,925	Abdur-Rahim	30	Reeves	13	Richmond	23
Jan 4	SEATTLE	L	108	120	8-9	2-14	10-23	15,122	Abdur-Rahim, Mack	21	Chilcutt	10	Baker	30
Jan 6	L.A. LAKERS	L	87	100	8-10	2-14	10-24	15,837	Reeves	25	Reeves, Chilcutt	11	O'Neal	25
Jan 7	at L.A. Clippers	L	102	110	8-10	2-15	10-25	4,107	Abdur-Rahim	30	Thorpe	8	Taylor	25
Jan 9	CHARLOTTE	L	90	98	8-11	2-15	10-26	15,251	Abdur-Rahim	22	Thorpe	9	Rice	26
Jan 11	MIAMI	L	90	96	8-12	2-15	10-27	15,186	Abdur-Rahim	26	Abdur-Rahim	10	Hardaway	20
Jan 13	at Philadelphia	L	89	107	8-12	2-16	10-28	10,838	Abdur-Rahim	23	Reeves, Thorpe	10	Thomas	23
Jan 15	at Boston	L	93	97	8-12	2-17	10-29	16,855	Reeves	41	Reeves	12	Walker	22
Jan 16	at Washington	L	110	112	8-12	2-18	10-30	16,763	Thorpe	21	Thorpe	8	Howard	25
Jan 20	DENVER	W	88	77	9-12	2-18	11-30	15,852	Abdur-Rahim	24	Reeves	12	L. Ellis	21
Jan 23	at Golden State	W	88	80	9-12	3-18	12-30	12,359	Abdur-Rahim	26	Reeves	8	Smith	23
Jan 24	GOLDEN STATE	W	107	96	10-12	3-18	13-30	16,223	Abdur-Rahim	20	Thorpe	12	Smith	32
Jan 27	CHICAGO	L	85	103	10-13	3-18	13-31	19,993	Abdur-Rahim	16	Reeves, Thorpe, Chilcutt	6	Pippen	29
Jan 29	MINNESOTA	L	106	112	10-14	3-18	13-32	15,111	Abdur-Rahim	27	Thorpe	13	Marbury	31
Jan 31	NEW JERSEY	L	106	116	10-15	3-18	13-33	17,094	Abdur-Rahim	26	Thorpe	20	Cassell	26
Feb 2	at Dallas	L	90	104	10-15	3-19	13-34	11,049	Reeves	19	Reeves	10	Finley	30
Feb 3	at Houston	L	97	110	10-15	3-20	13-35	16,285	Abdur-Rahim	30	Reeves	8	Barkey	35
Feb 5	at Charlotte	L	93	108	10-15	3-21	13-36	21,984	Abdur-Rahim	19	Massenburg	9	Rice	20
Feb 12	HOUSTON	L	103	112	10-16	3-21	13-37	16,620	Abdur-Rahim	16	Abdur-Rahim	10	Drexler	25
Feb 14	WASHINGTON	W	110	108(ot)	11-16	3-21	14-37	16,105	Reeves	22	Abdur-Rahim, Reeves	12	Cheaney	24
Feb 18	BOSTON	L	105	114	11-17	3-21	14-38	16,703	Mack	27	Abdur-Rahim	8	Barros	29
Feb 20	at Atlanta	L	92	115	11-17	3-22	14-39	9,022	Abdur-Rahim	18	Reeves	11	Smith	21
Feb 22	at Toronto	L	105	113(ot)	11-17	3-23	14-40	16,932	Abdur-Rahim	22	Reeves	11	Billups	27
Feb 24	at New Jersey	L	101	110	11-17	3-24	14-41	13,335	Reeves	31	Reeves	15	Kittles	29
Feb 25	at Cleveland	L	101	106	11-17	3-25	14-42	13,701	Reeves	29	Reeves	8	Henderson	30
Mar 1	ATLANTA	L	76	101	11-18	3-25	14-43	15,371	Reeves, Chilcutt	16	Reeves	10	Blaylock, Henderson	20
Mar 3	INDIANA	L	103	111	11-19	3-25	14-44	15,095	Abdur-Rahim	27	Abdur-Rahim	9	Smits	26
Mar 6	SACRAMENTO	L	96	98	11-20	3-25	14-45	14,605	Abdur-Rahim	30	Abdur-Rahim	10	Richmond	32
Mar 8	TORONTO	W	113	106	12-20	3-25	15-45	16,998	Reeves	38	Reeves	11	Brown	21
Mar 12	at Denver	L	93	98	12-20	3-26	15-46	9,112	Mack	19	Reeves, Mack	6	Alexander	21
Mar 13	at Utah	L	101	110	12-20	3-27	15-47	19,911	Reeves	23	Reeves	12	Malone	30
Mar 15	L.A. LAKERS	L	110	119	12-21	3-27	15-48	18,983	Reeves	24	Abdur-Rahim	8	O'Neal	24
Mar 17	at Orlando	L	92	99	12-21	3-28	15-49	17,248	Edwards	19	Reeves	11	Anderson	21
Mar 18	at Miami	L	91	94	12-21	3-29	15-50	14,653	Abdur-Rahim	21	Reeves	9	Mourning	26
Mar 20	at Chicago	L	92	98	12-21	3-30	15-51	24,023	Reeves	30	Smith	13	Jordan	24
Mar 21	at Minnesota	L	88	102	12-21	3-31	15-52	18,336	Abdur-Rahim	31	Smith	12	Garnet	22
Mar 23	L.A. CLIPPERS	W	106	95	13-21	3-31	15-52	15,592	Reeves	35	Smith	18	Piatkowski	24
Mar 26	at Portland	L	102	108	13-21	3-32	16-53	20,581	Reeves	31	Reeves, Smith, Chilcutt	7	Sabonis	20
Mar 27	NEW YORK	W	98	97(ot)	13-22	3-32	16-54	17,630	Reeves	35	Reeves	14	Johnson	23
Mar 29	at Phoenix	L	98	106	13-22	3-33	16-55	19,023	Abdur-Rahim	30	Abdur-Rahim	12	Robinson	20
Mar 31	DALLAS	L	101	104	13-23	3-33	16-56	15,120	Abdur-Rahim	23	Smith, Lynch	13	Finley, Green	22
Apr 3	SEATTLE	L	98	138	13-24	3-33	16-57	19,193	Abdur-Rahim, L. Robinson	19	Abdur-Rahim, L. Robinson	6	Hawkins	29
Apr 5	UTAH	L	93	99	13-25	3-33	16-58	18,068	Reeves	30	Abdur-Rahim	9	Malone	35
Apr 7	at L.A. Clippers	W	110	94	13-25	4-33	17-58	5,124	Abdur-Rahim	30	Abdur-Rahim	11	Austin	16
Apr 8	at L.A. Lakers	L	102	113	13-25	4-34	17-59	17,505	Abdur-Rahim	26	Massenburg	10	O'Neal	30
Apr 11	PORTLAND	W	105	96(ot)	14-25	4-34	18-59	16,432	Abdur-Rahim	31	Smith	10	Rider	26
Apr 12	PHOENIX	L	106	129	14-26	4-34	18-60	16,266	Daniels	23	Massenburg	12	McCloud	25
Apr 14	at Seattle	L	98	110	14-26	4-35	18-61	17,072	Massenburg	22	Massenburg, Newbill	7	Payton	27
Apr 16	SAN ANTONIO	L	97	110	14-27	4-35	18-62	17,485	Abdur-Rahim	32	Abdur-Rahim	11	Duncan	32
Apr 18	at Golden State	L	100	112	14-27	4-36	18-63	16,481	Massenburg	26	Massenburg	7	Dampier, Delk	33
Apr 19	at Sacramento	W	112	108(ot)	14-27	5-36	19-63	15,329	Massenburg	34	Massenburg	12	Abdul-Wahad	31

INTRO

PLAYERS

EXECUTIVE

BASKETBALL OPS

BUSINESS OPS

MEDIA

COMMUNITY

HISTORY

PLAYOFFS

REVIEW

OPPONENTS

NBA

FEDERATION

AT A GLANCE



SEASON REVIEW

1996-97 VANCOUVER GRIZZLIES (14-68)



Back Row, L-R: Troy Wenzel, Jay Hillock, Noah Croom, Larry Riley, Pete Chilcutt, Roy Rogers, Jack Lothian, Bryant Reeves, Eric Mobley, Rich Manning, Shareef Abdur-Rahim, Rex Hughes, Lionel Hollins, Jimmy Powell, Rob Hackett. **Front Row, L-R:** Stu Jackson, Chucky Atkins, Tim Breaux, Lawrence Moten, Anthony Peeler, Greg Anthony, Blue Edwards, George Lynch, Doug Edwards, Chris Robinson, Lee Mayberry, Brian Winters.

Player	--Field Goals--			--3-Point FG--			-Free Throws-			--Rebounds--													
	G	GS	Min	FG	FGA	Pct	FG	FGA	Pct	FT	FTA	Pct	Off	Def	Tot	Ast	PF	Dq	Stl	To	Blk	Pts	Avg
Abdur-Rahim	80	71	2802	550	1214	.453	7	27	.259	387	519	.746	216	339	555	175	199	0	79	225	79	1494	18.7
Reeves	75	75	2777	498	1025	.486	1	11	.091	216	307	.704	174	436	610	160	270	3	29	175	67	1213	16.2
Peeler	72	57	2291	402	1011	.398	128	343	.373	109	133	.820	54	193	247	256	168	0	105	157	17	1041	14.5
Anthony	65	44	1863	199	507	.393	88	238	.370	130	178	.730	25	159	184	407	122	0	129	129	4	616	9.5
Lynch	41	27	1059	137	291	.471	8	31	.258	60	97	.619	98	163	261	76	97	1	63	64	17	342	8.3
Edwards	61	12	1439	182	458	.397	25	89	.281	89	109	.817	49	140	189	114	135	0	38	81	20	478	7.8
Moten	67	18	1214	171	441	.388	41	141	.291	64	99	.646	43	76	119	129	83	0	48	81	24	447	6.7
Rogers	82	50	1848	244	483	.505	1	1	1.000	54	94	.574	139	247	386	46	214	1	21	86	163	543	6.6
Williams	32	1	553	82	143	.573	0	1	1.000	33	49	.673	60	78	138	15	72	1	16	28	26	197	6.2
Mayberry	80	38	1952	149	370	.403	83	221	.376	29	46	.630	29	105	134	329	159	0	60	90	8	410	5.1
C. Robinson	41	6	681	69	182	.379	34	89	.382	16	26	.615	23	48	71	65	85	2	28	34	9	188	4.6
Chilcutt	54	1	662	72	165	.436	25	69	.362	13	22	.591	67	89	156	47	52	0	26	28	17	182	3.4
Manning	16	1	128	18	48	.375	2	3	.667	6	8	.750	8	15	23	2	18	0	3	5	1	44	2.8
Mobley	28	8	307	28	63	.444	0	0	---	16	30	.533	30	28	58	14	44	0	5	29	10	72	2.6
Leckner	19	1	115	14	30	.467	0	0	---	6	12	.500	5	30	35	4	32	0	3	10	2	34	1.8
Norris	8	0	89	4	22	.182	2	10	.200	2	5	.400	3	9	12	23	5	0	4	5	0	12	1.5
GRIZZLIES	82	19780	2819	6453	.437	445	1274	.349	1230	1734	.709	1023	2155	3178	1862	1755	8	657	1301	464	7313	89.2	
OPPONENT	82	19780	3092	6556	.472	500	1369	.365	1468	2018	.727	1206	2426	3632	1974	1593	15	725	1251	461	8152	99.4	

QUICK FACTS

- The Vancouver Grizzlies posted a 14-68 record, placing seventh in the Midwest Division.
- Shareef Abdur-Rahim** became the only unanimous selection on the NBA All-Rookie First Team by averaging 18.7 points (second among rookies, 26th in NBA) and finished third in Rookie of the Year balloting behind winner **Allen Iverson** and **Stephon Marbury**, while being named NBA Rookie of the Month in December and February.
- Anthony Peeler** became the first player in franchise history to score 40 points in a game, accomplishing the feat on Feb. 4 at New Jersey.
- Bryant Reeves** set a franchise record by making 18 field goals on April 19 at Phoenix.
- President and General Manager **Stu Jackson** assumed the head coaching duties on Jan. 24, replacing **Brian Winters**.
- Greg Anthony** finished ninth in the NBA in steals at 1.98 per game.
- Roy Rogers** placed 12th in the league in blocks with 1.99 swats per game.

NBA STATISTICAL RANKINGS

Category	Vancouver	Opponents	Category	Vancouver	Opponents				
Points Per Game	89.2	28th	99.4	21st	Assists Per Game	22.7	10th	24.1	25th
Field Goal Pct.	.437	26th	.472	26th	Steals Per Game	8.01	15th	8.84	24th
Free Throw Pct.	.709	27th	.727	4th	Turnovers Per Game	15.9	16th	15.3	22nd
3-Pt. Field Goal Pct.	.349	23rd	.365	19th	Blocks Per Game	5.66	6th	5.62	26th
Offensive Rebounds Per Game	12.5	15th	14.7	29th	Personal Fouls Per Game	21.4	9th	19.4	29th
Defensive Rebounds Per Game	26.3	28th	29.6	22nd	Disqualifications	8	1st	15	23rd
Rebounds Per Game	38.8	27th	44.3	27th	Points Per Game Differential	-8.6	29th		

GAME BY GAME



Date	Opponent	Van	Opp	Hm	Rd	Tot	Atten	Grizzlies Top Scorer	Grizzlies Top Rebounder	Opponent Top Scorer
Nov 1	PORTLAND	L	85	114	0-1	0-0	0-1	19,193	Abdur-Rahim, Edwards	16
Nov 3	GOLDEN STATE	L	95	105	0-2	0-0	0-2	15,781	Peeler	21
Nov 5	at Chicago	L	73	96	0-2	0-1	0-3	23,726	Anthony	13
Nov 6	at Milwaukee	L	89	105	0-2	0-2	0-4	13,689	Abdur-Rahim, Edwards	18
Nov 8	at Cleveland	L	72	88	0-2	0-3	0-5	13,681	Anthony	13
Nov 10	NEW YORK	L	82	101	0-3	0-3	0-6	17,356	Peeler	16
Nov 12	L.A. CLIPPERS	L	99	99(2ot)	0-4	0-3	0-7	14,259	Reeves	30
Nov 14	PHOENIX	W	92	89	1-4	0-3	1-7	15,158	Edwards	34
Nov 15	at Utah	L	96	104	1-4	0-4	1-8	19,046	Edwards	23
Nov 17	at Seattle	L	81	91	1-4	0-5	1-9	17,072	Rogers	18
Nov 18	SACRAMENTO	L	83	84	1-5	0-5	1-10	14,672	Reeves	19
Nov 20	MIAMI	L	75	94	1-6	0-5	1-11	15,054	Reeves	16
Nov 24	SAN ANTONIO	W	96	91	2-6	0-5	2-11	15,874	Abdur-Rahim	18
Nov 26	at Atlanta	L	80	101	2-6	0-6	2-12	6,957	Abdur-Rahim	19
Nov 27	at Detroit	L	78	87	2-6	0-7	2-13	15,195	Anthony	24
Nov 29	at Indiana	L	94	104	2-6	0-8	2-14	15,488	Abdur-Rahim	20
Nov 30	at Philadelphia	L	90	96	2-6	0-9	2-15	13,038	Rogers	16
Dec 4	INDIANA	L	80	127	2-7	0-9	2-16	15,699	Abdur-Rahim	20
Dec 6	at San Antonio	W	105	89	2-7	1-9	3-16	13,646	Reeves	29
Dec 7	at Dallas	L	85	96	2-7	1-10	3-17	15,102	Peeler	16
Dec 9	CHARLOTTE	L	91	107	2-8	1-10	3-18	15,780	Peeler	23
Dec 12	at Portland	L	78	99	2-8	1-11	3-19	20,042	Chilcutt	13
Dec 13	ORLANDO	W	95	93	3-8	1-11	4-19	15,954	Reeves	27
Dec 15	at Phoenix	L	84	103	3-8	1-12	4-20	19,023	Abdur-Rahim	28
Dec 17	HOUSTON	W	93	92	4-8	1-12	5-20	16,205	Abdur-Rahim	22
Dec 19	DALLAS	L	98	105	4-9	1-12	5-21	15,049	Peeler	25
Dec 20	at Denver	L	93	108	4-9	1-13	5-22	10,020	Peeler	19
Dec 22	WASHINGTON	W	91	87	5-9	1-13	6-22	15,751	Peeler	27
Dec 26	at Sacramento	L	88	111	5-9	1-14	6-23	17,317	Abdur-Rahim	28
Dec 28	PHOENIX	L	98	103	5-10	1-14	6-24	16,757	Abdur-Rahim	30
Dec 30	SAN ANTONIO	L	88	95	5-11	1-14	6-25	15,749	Peeler	23
Jan 3	SEATTLE	L	94	108	5-12	1-14	6-26	19,193	Peeler	24
Jan 5	L.A. LAKERS	L	82	95	5-13	1-14	6-27	19,193	Peeler	17
Jan 8	at Golden State	W	109	95	5-13	2-14	7-27	12,819	Abdur-Rahim	34
Jan 9	GOLDEN STATE	L	86	102	5-14	2-14	7-28	15,454	Abdur-Rahim	17
Jan 11	SACRAMENTO	L	101	109	5-15	2-14	7-29	16,092	Abdur-Rahim	37
Jan 14	at L.A. Lakers	L	81	91	5-15	2-15	7-30	15,606	Peeler	23
Jan 15	DETROIT	L	79	103	5-16	2-15	7-31	16,059	Abdur-Rahim	15
Jan 17	UTAH	L	68	106	5-17	2-15	7-32	15,173	Reeves	17
Jan 19	TORONTO	W	100	92	6-17	2-15	8-32	17,474	Abdur-Rahim	26
Jan 20	at Seattle	L	96	112	6-17	2-16	8-33	17,072	Anthony	24
Jan 22	at Denver	L	84	94	6-17	2-17	8-34	8,422	Abdur-Rahim	22
Jan 23	MINNESOTA	L	76	95	6-18	2-17	8-35	15,282	Reeves	22
Jan 25	DENVER	L	82	83	6-19	2-17	8-36	17,102	Reeves	23
Jan 27	at Golden State	L	97	122	6-19	2-18	8-37	12,839	Abdur-Rahim	23
Jan 28	CHICAGO	L	96	111	6-20	2-18	8-38	19,193	Abdur-Rahim	24
Jan 30	at L.A. Clippers	L	94	100	6-20	2-19	8-39	5,122	Reeves	25
Jan 31	ATLANTA	L	76	87	6-21	2-19	8-40	15,205	Abdur-Rahim	24
Feb 2	at Boston	W	102	92	6-21	3-19	9-40	15,737	Reeves	33
Feb 4	at New Jersey	L	105	111	6-21	3-20	9-41	10,990	Peeler	40
Feb 6	at Minnesota	L	86	103	6-21	3-21	9-42	14,277	Peeler	24
Feb 11	at Houston	L	97	106	6-21	3-22	9-43	16,285	Abdur-Rahim	24
Feb 12	at San Antonio	W	106	101	6-21	4-22	10-43	12,463	Reeves	31
Feb 14	BOSTON	W	109	106	7-21	4-22	11-43	17,434	Abdur-Rahim	31
Feb 17	DALLAS	L	95	100	7-22	4-22	11-44	15,540	Reeves	27
Feb 19	MINNESOTA	L	73	84	7-23	4-22	11-45	15,729	Abdur-Rahim	26
Feb 21	at L.A. Lakers	L	91	99	7-23	4-23	11-46	17,031	Abdur-Rahim	30
Feb 23	CLEVELAND	L	84	91	7-24	4-23	11-47	15,536	Reeves	26
Feb 26	L.A. CLIPPERS	L	80	83	7-25	4-23	11-48	15,619	Abdur-Rahim	28
Feb 28	PHILADELPHIA	L	100	104	7-26	4-23	11-49	17,463	Reeves	26
Mar 2	UTAH	L	86	93	7-27	4-23	11-50	16,415	Peeler	25
Mar 6	NEW JERSEY	L	96	102	7-28	4-23	11-51	16,673	Peeler	24
Mar 9	at Toronto	L	77	81	7-28	4-24	11-52	19,186	Peeler	25
Mar 11	at Charlotte	L	92	98	7-28	4-25	11-53	24,042	Abdur-Rahim	24
Mar 12	at Washington	L	82	104	7-28	4-26	11-54	11,007	Abdur-Rahim	18
Mar 14	at Miami	L	82	88	7-28	4-27	11-55	14,728	Reeves	27
Mar 16	at Orlando	L	89	100	7-28	4-28	11-56	17,248	Abdur-Rahim	22
Mar 18	at New York	L	73	98	7-28	4-29	11-57	19,763	Abdur-Rahim	18
Mar 19	at Minnesota	L	72	95	7-28	4-30	11-58	13,368	Abdur-Rahim	15
Mar 21	DENVER	W	108	101	8-28	4-30	12-58	19,193	Reeves	31
Mar 23	SEATTLE	L	92	106	8-29	4-30	12-59	17,645	Abdur-Rahim	23
Mar 25	at L.A. Clippers	L	104	110(ot)	8-29	4-31	12-60	5,528	Peeler	30
Mar 27	L.A. LAKERS	L	98	102(ot)	8-30	4-31	12-61	18,722	Abdur-Rahim	21
Mar 28	at Portland	L	81	115	8-30	4-32	12-62	20,865	Peeler, Rogers	14
Apr 1	MILWAUKEE	L	91	102	8-31	4-32	12-63	17,193	Abdur-Rahim	26
Apr 4	at Utah	L	79	106	8-31	4-33	12-64	19,911	Reeves	15
Apr 6	HOUSTON	L	85	94	8-32	4-33	12-65	17,356	Reeves	23
Apr 8	at Sacramento	L	93	109	8-32	4-34	12-66	17,317	Reeves	28
Apr 10	at Houston	L	94	102	8-32	4-35	12-67	16,285	Abdur-Rahim	20
Apr 12	at Dallas	W	96	85	8-32	5-35	13-67	14,060	Abdur-Rahim	30
Apr 17	PORTLAND	L	73	105	8-33	5-35	13-68	19,193	Peeler	16
Apr 19	at Phoenix	W	121	107	8-33	6-35	14-68	19,023	Reeves	39

INTRO
PLAYERS
EXECUTIVE
BASEBALL OPS
BUSINESS OPS
MEDIA
COMMUNITY
HISTORY
PLAYOFFS
REVIEW
OPPONENTS
NBA
FEDERALISM
AT A GLANCE



SEASON REVIEW

1995-96 VANCOUVER GRIZZLIES (15-67)



Back Row, L-R: Chris King, Greg Anthony, Anthony Avent, Darrick Martin, Doug Edwards, Troy Wenzel, Bryant Reeves, Rob Hackett, Eric Mobley, Scott McCullough, Eric Murdock, Ashraf Amaya, Lawrence Moten, Byron Scott. **Front Row, L-R:** Kenny Gattison, Jimmy Powell, Brian Winters, Rex Hughes, Lionel Hollins, Blue Edwards.

Player	G		Min	--Field Goals--			--3-Point FG--			-Free Throws-			--Rebounds--						Pts	Avg			
	GS	GS		FG	FGA	Pct	FG	FGA	Pct	FT	FTA	Pct	Off	Def	Tot	PF	Dq	Stl			TO	Blk	
Anthony	69	69	2096	324	781	.415	90	271	.332	229	297	.771	29	145	174	476	137	1	116	160	11	967	14.0
Benjamin	13	13	404	71	161	.441	0	0	---	39	56	.696	31	72	103	16	40	1	10	34	15	181	13.9
Reeves	77	63	2460	401	877	.457	0	3	0.000	219	299	.732	178	392	570	109	226	2	43	157	55	1021	13.3
B. Edwards	82	82	2773	401	956	.419	84	245	.343	157	208	.755	98	248	346	212	243	1	118	170	46	1043	12.7
Scott	80	0	1894	271	676	.401	74	221	.355	203	243	.835	40	152	192	123	126	0	63	100	22	819	10.2
Gattison	25	14	570	91	190	.479	0	0	---	47	78	.603	35	79	114	14	75	0	10	40	11	229	9.2
Murdock	64	14	1480	220	521	.422	39	122	.320	106	131	.809	21	134	155	292	124	0	129	120	9	585	9.1
King	80	66	1930	250	585	.427	44	113	.389	90	136	.662	102	183	285	104	163	0	68	103	33	634	7.9
Wilkins	28	14	738	77	205	.376	14	64	.219	20	23	.870	22	43	65	68	55	0	22	37	2	188	6.7
D.Martin	24	0	402	59	131	.450	5	22	.227	38	46	.826	13	25	38	61	47	0	27	37	1	161	6.7
Moten	44	3	573	112	247	.453	18	55	.327	49	75	.653	36	25	61	50	54	0	29	44	8	291	6.6
Amaya	54	34	1104	121	252	.480	0	1	0.000	97	149	.651	114	189	303	33	151	3	22	57	10	339	6.3
Avent	71	32	1586	179	466	.384	0	0	---	57	77	.740	108	247	355	69	202	3	30	107	42	415	5.8
Harvey	18	6	410	39	95	.411	0	2	0.000	20	43	.465	27	67	94	9	38	0	14	18	21	98	5.4
Mobley	34	1	611	72	131	.550	1	2	5.000	37	83	.446	51	77	128	22	82	1	13	49	23	182	5.4
Manning	29	0	311	49	113	.434	0	1	0.000	9	14	.643	16	39	55	7	37	0	3	17	6	107	3.7
D. Edwards	31	0	519	32	91	.352	0	4	0.000	29	38	.763	35	52	87	39	51	2	10	29	18	93	3.0
C. Martin	4	0	19	3	5	.600	3	3	1.000	0	2	0.000	1	2	2	1	0	0	1	1	0	9	2.3
GRIZZLIES	82	19880	2772	6483	.428	372	1129	.329	1446	1998	.724	957	2170	3127	1706	1852	14	728	1347	333	7362	89.8	
OPPONENT	82	19880	3080	6486	.475	459	1226	.374	1561	2129	.733	1102	2550	3682	1988	1785	9	698	1423	474	8180	89.8	

QUICK FACTS

- In the Vancouver Grizzlies' inaugural season, the club finished seventh in the Midwest Division with a 15-67 record.
- Brian Winters** named the franchise's first head coach on June 19, 1995, while former head coach **Lionel Hollins** served as an assistant coach.
- Kevin Pritchard** became the franchise's first player by signing with the Grizzlies on June 1. The club's first draft pick was **Bryant Reeves** from Oklahoma State, taken sixth overall in the 1995 NBA Draft.
- The Grizzlies played their first game on Oct. 13 vs. Portland, falling 104-86 in a preseason contest.
- Blue Edwards** (15 points, 13 rebounds and 11 assists) recorded the first triple-double in franchise history on March 1 vs. Dallas.
- Reeves named to the 1995-96 NBA All-Rookie Second Team, averaging 13.3 points and 7.4 rebounds in 77 games.
- The club dropped a franchise-record 23 consecutive games from Feb. 16-April 2.
- Eric Murdock** finished seventh in the NBA in steals with 1.85 thefts per game.

NBA STATISTICAL RANKINGS

Category	Vancouver	Opponents	Category	Vancouver	Opponents
Points Per Game	89.8 29th	99.8 15th	Assists Per Game	20.8 25th	24.2 23rd
Field Goal Pct.	.428 27th	.475 22nd	Steals Per Game	8.88 5th	8.51 21st
Free Throw Pct.	.724 22nd	.733 8th	Turnovers Per Game	16.4 20th	17.4 2nd
3-Pt. Field Goal Pct.	.329 28th	.374 21st	Blocks Per Game	4.06 24th	5.78 22nd
Offensive Rebounds Per Game	11.7 22nd	13.4 23rd	Personal Fouls Per Game	22.6 13th	21.8 25th
Defensive Rebounds Per Game	26.5 25th	31.1 27th	Disqualifications	14 6th	9 28th
Rebounds Per Game	38.1 28th	44.5 28th	Points Per Game Differential	-10.0 29th	

GAME BY GAME



Date	Opponent	Van	Opp	Hm	Rd	Tot	Atten	Grizzlies Top Scorer	Grizzlies Top Rebounder	Opponent Top Scorer		
Nov 3	at Portland	W	92	80	0-0	1-0	1-0	19,115	Benjamin	13 Robinson	33	
Nov 5	MINNESOTA	W	100	98(ot)	1-0	1-0	2-0	20,193	Scott	18 Laethier	26	
Nov 7	at Dallas	L	88	99	1-0	1-1	2-1	15,325	Benjamin	16 Anthony	6 Mashburn	16
Nov 8	at San Antonio	L	62	111	1-0	1-2	2-2	12,355	King	12 Benjamin	11 Robinson	31
Nov 10	L.A. CLIPPERS	L	91	98	1-1	1-2	2-3	17,345	Anthony	28 Benjamin	11 Sealy	29
Nov 11	at Seattle	L	81	117	1-1	1-3	2-4	17,102	Benjamin	14 Benjamin	8 Kemp	24
Nov 13	DALLAS	L	89	94	1-2	1-3	2-5	17,171	Anthony	19 Gattison	9 Kidd	25
Nov 16	at L.A. Clippers	L	98	103	1-2	1-4	2-6	10,169	Scott	18 Harvey	6 Vaughn	19
Nov 17	L.A. LAKERS	L	91	114	1-3	1-4	2-7	19,193	Anthony	17 King	8 Van Exel	25
Nov 19	at New York	L	93	98	1-3	1-5	2-8	19,763	Anthony	18 Benjamin	8 Harper	25
Nov 20	at Orlando	L	93	95	1-3	1-6	2-9	17,248	Scott	20 Benjamin, King	8 Hardaway	37
Nov 24	at Charlotte	L	104	116	1-3	1-7	2-10	24,042	Benjamin	18 Benjamin	7 Johnson, Rice	20
Nov 25	at Miami	L	91	111	1-3	1-8	2-11	14,293	Benjamin	22 Benjamin	10 Mourning	30
Nov 28	at Minnesota	L	98	121	1-3	1-9	2-12	10,251	Anthony	23 Gattison	9 Three players tied	18
Nov 30	CHICAGO	L	88	94	1-4	1-9	2-13	19,193	Anthony	27 Harvey	8 Jordan	29
Dec 1	at L.A. Lakers	L	100	113	1-4	1-10	2-14	12,426	Anthony, B. Edwards	20 Reeves	9 Ceballos	22
Dec 3	MILWAUKEE	L	95	109	1-5	1-10	2-15	14,149	Anthony, Reeves, Harvey	13 Reeves	8 Baker	27
Dec 5	at Phoenix	L	108	112	1-5	1-11	2-16	19,023	Anthony, B. Edwards	22 Avent, Harvey	8 Finley	25
Dec 7	DETROIT	L	84	93	1-6	1-11	2-17	14,685	Anthony	31 Reeves	6 Houston	20
Dec 10	TORONTO	L	81	93	1-7	1-11	2-18	17,438	B. Edwards	23 Mobley	11 Strickland	24
Dec 13	HOUSTON	L	89	100	1-8	1-11	2-19	15,715	B. Edwards	19 Amaya	11 Horry	20
Dec 15	PORTLAND	W	104	100(ot)	2-8	1-11	3-19	15,236	Reeves	25 Reeves	17 Strickland	29
Dec 16	GOLDEN STATE	L	85	116	2-9	1-11	3-20	15,539	Moten	16 Reeves	6 Sprewell	22
Dec 18	at Sacramento	L	85	92	2-9	1-12	3-21	17,317	Reeves	23 Amaya	7 Grant	22
Dec 19	SEATTLE	W	94	93	3-9	1-12	4-21	16,701	B. Edwards	22 Reeves	11 Hawkins	22
Dec 21	at Seattle	L	68	92	3-9	1-13	4-22	17,072	Avent	16 Avent	9 Payton	22
Dec 22	PHOENIX	L	80	101	3-10	1-13	4-23	17,636	Reeves	19 Mobley	8 Barkley	24
Dec 26	at Houston	L	84	100	3-10	1-14	4-24	16,285	Murdock	16 Reeves	16 Olajuwon	18
Dec 28	at Dallas	L	101(3ot)	2(ot)	3-10	1-15	4-25	17,502	Anthony, Reeves	18 Avent	15 Jackson	22
Dec 30	BOSTON	W	103	95	4-10	1-15	5-25	19,193	B. Edwards	26 Reeves	13 Radja	26
Jan 5	PHILADELPHIA	W	103	102(ot)	5-10	1-15	6-25	17,870	Anthony	32 Avent	14 Ruffin	27
Jan 7	L.A. CLIPPERS	L	93	101	5-11	1-15	6-26	18,089	Anthony	25 Reeves	8 Sealy	25
Jan 9	at Golden State	L	103	109	5-11	1-16	6-27	15,025	Murdock, Gattison	19 Avent	9 Sprewell	28
Jan 10	DENVER	L	85	91	5-12	1-16	6-28	15,416	B. Edwards	20 Reeves	15 Abdul-Rauf	25
Jan 12	GOLDEN STATE	L	95	104	5-13	1-16	6-29	16,581	B. Edwards	20 Reeves, Gattison	6 Sprewell	25
Jan 13	MIAMI	W	69	65	6-13	1-16	7-29	17,532	Anthony	21 Reeves, Avent	7 Mourning, Owens	17
Jan 18	CLEVELAND	L	90	98	6-14	1-16	7-30	16,805	Anthony	27 Reeves	13 Brandon	29
Jan 20	NEW YORK	W	84	80	7-14	1-16	8-30	19,193	Reeves, Anthony	14 Reeves	10 Ewing	23
Jan 22	at Milwaukee	W	100	92	7-14	2-16	9-30	13,488	Reeves	22 Reeves	11 Baker	24
Jan 24	at Chicago	L	84	104	7-14	2-17	9-31	23,652	Reeves	23 B. Edwards	6 Pippen	30
Jan 25	at Toronto	W	106	101(ot)	7-14	3-17	10-31	21,378	Reeves	25 Avent	10 Stoudamire	22
Jan 27	at Washington	L	77	102	7-14	3-18	10-32	18,756	Reeves	13 D. Edwards	7 Howard	24
Jan 29	at Philadelphia	L	92	103	7-14	3-19	10-33	8,422	Anthony	18 D. Edwards	7 Stackhouse	29
Jan 31	at Boston	L	98	131	7-14	3-20	10-34	17,025	Reeves, Scott, Murdock	16 Reeves	8 Day	24
Feb 2	NEW JERSEY	L	84	93	7-15	3-20	10-35	16,141	Scott	27 Reeves	10 Malone	29
Feb 5	UTAH	L	83	92	7-16	3-20	10-36	15,827	Scott	19 Reeves	14 Gattison	31
Feb 7	at Utah	L	79	102	7-16	3-21	10-37	19,911	Murdock	16 Reeves, Avent, Scott	5 Malone	22
Feb 14	SACRAMENTO	W	93	86	8-16	3-21	11-37	15,391	Anthony	21 Reeves	11 Richmond	30
Feb 16	ATLANTA	L	100	110	8-17	3-21	11-38	15,664	Reeves	26 Reeves	11 Blaylock	21
Feb 18	SEATTLE	L	109	118	8-18	3-21	11-39	19,193	B. Edwards	23 Avent	8 Kemp	25
Feb 19	at Phoenix	L	94	98(ot)	8-18	3-22	11-40	19,023	Anthony	18 Reeves	7 Finley	26
Feb 25	SAN ANTONIO	L	84	95	8-19	3-22	11-41	16,598	Reeves	22 Reeves	10 Elliott	29
Feb 28	L.A. LAKERS	L	80	99	8-20	3-22	11-42	19,193	Reeves	22 Amaya	11 Ceballos	23
Mar 1	DALLAS	L	111	119	8-21	3-22	11-43	15,656	Reeves	23 B. Edwards	13 McCloud	32
Mar 2	at Denver	L	82	108	8-21	3-23	11-44	15,832	Amaya	14 Reeves	10 Abdul-Rauf	33
Mar 4	WASHINGTON	L	81	96	8-22	3-23	11-45	15,996	Scott	20 Amaya	16 Howard	25
Mar 5	at Golden State	L	78	110	8-22	3-24	11-46	15,025	Amaya	16 Amaya	12 Sprewell	28
Mar 8	INDIANA	L	80	94	8-23	3-24	11-47	16,451	Reeves	17 Reeves	7 Smits	24
Mar 10	HOUSTON	L	89	95	8-24	3-24	11-48	19,193	King	12 Amaya	12 Olajuwon	42
Mar 11	at Sacramento	L	88	92	8-24	3-25	11-49	17,317	Reeves	26 Reeves	12 Richmond	29
Mar 15	ORLANDO	L	87	92(ot)	8-25	3-25	11-50	19,193	Murdock	16 Reeves	18 Hardaway	29
Mar 17	at Minnesota	L	85	90	8-25	3-26	11-51	12,228	Reeves	26 Reeves	11 Gugliotta	16
Mar 19	at New Jersey	L	77	82	8-25	3-27	11-52	10,621	Reeves, Wilkins	15 Reeves	10 Bradley	27
Mar 20	at Atlanta	L	93	98	8-25	3-28	11-53	8,297	Reeves	20 Reeves	11 Smith	26
Mar 22	at Indiana	L	94	111	8-25	3-29	11-54	16,715	Reeves	19 Reeves	9 Miller	23
Mar 24	at Cleveland	L	85	90	8-25	3-30	11-55	18,108	King	20 Reeves	12 Ferry	22
Mar 26	at Detroit	L	75	86	8-25	3-31	11-56	15,781	Reeves	22 Amaya	10 Hill	28
Mar 28	DENVER	L	88	92	8-26	3-31	11-57	16,889	Reeves	21 Reeves	11 McDyess	18
Mar 29	at Utah	L	91	105	8-26	3-32	11-58	19,911	B. Edwards	26 Reeves	7 Malone	21
Mar 31	CHARLOTTE	L	88	121	8-27	3-32	11-59	18,147	Reeves	17 Amaya	12 Geiger	20
Apr 2	at Portland	L	85	101	8-27	3-33	11-60	19,868	Anthony	16 Avent	8 C. Robinson	19
Apr 3	MINNESOTA	W	105	103	9-27	3-33	12-60	16,216	Reeves	28 Amaya	10 Rider	28
Apr 5	at L.A. Lakers	L	94	104	9-27	3-34	12-61	17,505	Moten	21 Avent	8 Jones	26
Apr 7	PHOENIX	L	92	112	9-28	3-34	12-62	19,193	Reeves, King	13 Avent	10 Johnson	26
Apr 9	at Houston	L	84	90	9-28	3-35	12-63	16,285	Murdock	19 Avent	10 Olajuwon, Recasner	20
Apr 10	at San Antonio	L	82	105	9-28	3-36	12-64	17,269	Reeves	14 Amaya	16 Person	15
Apr 12	SACRAMENTO	W	99	98	10-28	3-36	13-64	18,619	Reeves	20 Avent	13 Marciloulis	22
Apr 14	PORTLAND	L	79	81	10-29	3-36	13-65	16,522	B. Edwards	21 Avent	9 C. Robinson	23
Apr 16	SAN ANTONIO	L	86	95	10-30	3-36	13-66	16,127	King	17 Amaya	7 Elliott	23
Apr 18	UTAH	L	79	94	10-31	3-36	13-67	18,407	King	21 King	14 Malone	26
Apr 19	at Denver	W	92	78	10-31	4-36	14-67	15,119	Wilkins	15 B. Edwards	6 L. Ellis	14
Apr 21	at L.A. Clippers	W	108	101	10-31	5-36	15-67	13,298	B. Edwards	21 Avent	10 Vaughn	20

INTRO

PLAYERS

EXECUTIVE

BASKETBALL OPS

BUSINESS OPS

MEDIA

COMMUNITY

HISTORY

PLAYOFFS

REVIEW

OPPONENTS

NBA

FEDERATION

AT A GLANCE



OPPONENTS





ATLANTA HAWKS



EASTERN CONFERENCE SOUTHEAST DIVISION

Home Court: State Farm Arena – 16,951
Office: 1968 Hawks Lane, Brookhaven, GA 30329
Phone: (404) 878-3800 Website: hawks.com

Principal Owner & Chair of Board of Directors/NBA Governor: Tony Ressler

Chief Executive Officer: Steve Koonin

President of Basketball Operations: Travis Schlenk

General Manager: Landry Fields

Head Coach: Nate McMillan

Assistant Coaches: Joe Prunty, Mike Longabardi, Janelle McMillan, Matt Hill, Nick Van Exel

Coaching Assistant: Dipesh Mistry

Director of Athletic Performance and Sports Medicine: Marty Lauzon

Head Athletic Trainer: Scottie Parker

Head Strength & Conditioning Coach: Mike Irr

Communications: Garin Narain, Jon Steinberg, Billy Hartman

Television: Bally Sports Southeast, Bob Rathbun, Dominique Wilkins, Laura Jbara

Radio: 92.9 The Game, Steve Holman, Mike Conti

SERIES

Overall: 20-32

Home: 12-13

Road: 8-19

LAST WIN/LOSS

	DATE	SCORE
Last Home Win	3/7/20	118-101
Last Home Loss	11/26/21	132-100
Last Road Win	4/7/21	131-113
Last Road Loss	3/18/22	120-105

LARGEST MARGINS

	DATE	MARGIN
Biggest Win	3/2/20	39
Worst Loss	11/26/21	32

2022-23 SCHEDULE

12/12/22	@ MEM
3/26/23	@ ATL

2021-22 SEASON SERIES STATISTICS

MEMPHIS VS. ATLANTA

PLAYER	G-GS	MIN	FG-FGA	PCT	3FG-FGA	PCT	FT-FTA	PCT	OFF	DEF	TOT	AST	PF-QD	STL	TO	BLK	PTS	AVG	HI
Morant	2-2	42	11-24	.458	0-1	.000	9-11	.818	2	2	4	5	2-0	0	6	1	31	15.5	29
Jackson	2-2	47	10-25	.400	2-9	.222	7-7	1.000	3	8	11	1	10-0	2	6	3	29	14.5	15
Bane	2-2	55	9-26	.346	4-13	.308	2-2	1.000	2	5	7	4	4-0	3	3	1	24	12.0	15
Brooks	2-2	45	9-28	.321	2-8	.250	3-3	1.000	4	5	9	2	7-0	1	1	1	23	11.5	12
Konchar	2-0	19	8-9	.889	4-4	1.000	0-0	---	0	7	7	3	1-0	0	2	0	20	10.0	17
Tillie	1-0	12	3-4	.750	1-2	.500	0-0	---	0	0	0	2	0-0	1	0	1	7	7.0	7
Melton	2-0	41	5-14	.357	3-8	.375	0-0	---	0	4	4	3	4-0	2	3	1	13	6.5	8
Aldama	1-0	12	2-3	.667	1-2	.500	1-2	.500	0	1	1	2	3-0	0	0	0	6	6.0	6
Tillman	2-0	15	4-6	.667	1-2	.500	2-4	.500	2	2	4	5	2-0	1	0	0	11	5.5	7
Jones	2-0	32	4-8	.500	1-3	.333	1-1	1.000	0	1	1	3	0-0	0	1	1	10	5.0	10
Anderson	2-0	38	3-13	.231	0-5	.000	3-4	.750	2	5	7	3	0-0	2	0	1	9	4.5	9
Clarke	2-0	29	3-6	.500	0-0	---	2-4	.500	5	6	11	5	3-0	0	2	5	8	4.0	7
Culver	2-0	15	3-5	.600	1-2	.500	0-1	.000	0	1	1	1	0-0	0	2	0	7	3.5	5
Adams	2-2	48	2-4	.500	0-0	---	1-3	.333	5	8	13	3	1-0	1	1	1	5	2.5	3
Williams	2-0	30	1-2	.500	0-1	.000	0-0	---	0	4	4	3	0-0	1	2	1	2	1.0	2
GRIZZLIES	2	480	77-177	.435	20-60	.333	31-42	.738	25	59	84	45	37-0	14	30	17	205	102.5	105

ATLANTA VS. MEMPHIS

PLAYER	G-GS	MIN	FG-FGA	PCT	3FG-FGA	PCT	FT-FTA	PCT	OFF	DEF	TOT	AST	PF-QD	STL	TO	BLK	PTS	AVG	HI
Young	1-1	27	12-16	.750	3-4	.750	4-5	.800	0	1	1	10	0-0	0	4	0	31	31.0	31
Collins	1-1	23	8-11	.727	2-2	1.000	3-3	1.000	1	7	8	2	2-0	1	1	1	21	21.0	21
Capela	2-2	57	20-24	.833	0-0	---	1-4	.250	7	17	24	4	6-0	2	1	4	41	20.5	23
Bogdanovic	2-1	56	12-19	.632	6-8	.750	8-10	.800	0	9	9	7	6-0	3	2	0	38	19.0	30
Hunter	1-1	30	5-13	.385	1-3	.333	3-4	.750	1	4	5	3	4-0	1	2	1	14	14.0	14
Reddish	1-0	28	4-10	.400	2-5	.400	4-4	1.000	0	1	1	2	1-0	3	2	1	14	14.0	14
Gallinari	2-1	51	7-18	.389	3-6	.500	3-3	1.000	0	6	6	7	2-0	1	0	0	20	10.0	11
Wright	2-1	53	8-15	.533	4-7	.571	0-0	---	2	7	9	9	1-0	7	2	1	20	10.0	18
Okongwu	1-0	19	3-6	.500	0-0	---	2-2	1.000	2	7	9	1	4-0	0	1	3	8	8.0	8
Huerter	2-2	56	5-18	.278	1-9	.111	2-3	.667	1	3	4	11	3-0	0	1	0	13	6.5	7
Luwawu-Cabarot	2-0	26	5-6	.833	2-3	.667	0-0	---	0	7	7	1	2-0	0	1	0	12	6.0	7
Dieng	2-0	13	4-7	.571	1-3	.333	1-2	.500	0	2	2	1	2-0	0	2	0	10	5.0	7
Williams	2-0	30	4-14	.286	1-2	.500	1-2	.500	1	2	3	1	2-0	1	2	0	10	5.0	5
S. Hill	1-0	6	0-2	.000	0-2	.000	0-0	---	1	0	1	1	0-0	0	0	0	0	0.0	0
Johnson	1-0	1	0-0	---	0-0	---	0-0	---	0	0	0	0	0-0	1	0	0	0	0.0	0
Knox II (TOT)	1-0	1	0-1	.000	0-1	.000	0-0	---	0	0	0	1	0-0	0	0	0	0	0.0	0
Knox II (ATL)	1-0	1	0-1	.000	0-1	.000	0-0	---	0	0	0	1	0-0	0	0	0	0	0.0	0
Mays	1-0	1	0-0	---	0-0	---	0-0	---	0	0	0	0	0-0	0	0	0	0	0.0	0
HAWKS	2	480	97-180	.539	26-55	.473	32-42	.762	16	73	89	61	35-0	20	22	11	252	126.0	132

OPPONENTS



ALL-TIME SERIES

DATE	@	W/L	GRIZZ	OPP
2/16/96		L	100	110
3/20/96	@	L	93	98
1995-96 SEASON: 0-2 H: 0-1 A: 0-1				
11/26/96	@	L	80	101
1/31/97		L	76	87
1996-97 SEASON: 0-2 H: 0-1 A: 0-1				
2/20/98	@	L	92	115
3/1/98		L	76	101
1997-98 SEASON: 0-2 H: 0-1 A: 0-1				
4/2/99	@	L	81	84
1998-99 SEASON: 0-1 H: 0-0 A: 0-1				
11/10/99 *		W	102	97
3/11/00	@	L	86	91
1999-00 SEASON: 1-1 H: 1-0 A: 0-1				
11/6/00		W	97	87
3/13/01	@	L	99	109
2000-01 SEASON: 1-1 H: 1-0 A: 0-1				
1/4/02		L	109	113
3/4/02	@	L	76	95
2001-02 SEASON: 0-2 H: 0-1 A: 0-1				
3/16/03		W	124	92
4/5/03	@	L	91	97
2002-03 SEASON: 1-1 H: 1-0 A: 0-1				
12/10/03		W	103	90
3/29/04 **	@	W	136	133
2003-04 SEASON: 2-0 H: 1-0 A: 1-0				
12/8/04	@	W	97	89
1/29/05		W	84	83
2004-05 SEASON: 2-0 H: 1-0 A: 1-0				
11/12/05	@	W	85	84
4/2/06		W	98	87
2005-06 SEASON: 2-0 H: 1-0 A: 1-0				
12/15/06		L	88	97
3/9/07	@	L	105	106
2006-07 SEASON: 0-2 H: 0-1 A: 0-1				
12/8/07	@	L	78	86
3/31/08		L	99	116
2007-08 SEASON: 0-2 H: 0-1 A: 0-1				
12/3/08	@	L	95	105
4/15/09		W	98	90
2008-09 SEASON: 1-1 H: 1-0 A: 0-1				
12/16/09	@	L	97	110
2/9/10		L	94	108
2009-10 SEASON: 0-2 H: 0-1 A: 0-1				

DATE	@	W/L	GRIZZ	OPP
10/27/10		L	104	119
12/1/10	@	L	109	112
2010-11 SEASON: 0-2 H: 0-1 A: 0-1				
2/2/12	@	W	96	77
2011-12 SEASON: 1-0 H: 0-0 A: 1-0				
12/8/12		L	83	93
2/6/13	@	L	92	103
2012-13 SEASON: 0-2 H: 0-1 A: 0-1				
1/12/14		W	108	101
2/8/14	@	W	79	76
2013-14 SEASON: 2-0 H: 1-0 A: 1-0				
1/7/15	@	L	86	96
2/8/15		W	94	88
2014-15 SEASON: 1-1 H: 1-0 A: 0-1				
11/27/15		L	101	116
3/12/16	@	L	83	95
2015-16 SEASON: 0-2 H: 0-1 A: 0-1				
3/11/17		L	90	107
3/16/17	@	W	103	91
2016-17 SEASON: 1-1 H: 0-1 A: 1-0				
12/15/17		W	96	94
2/6/18	@	L	82	108
2017-18 SEASON: 1-1 H: 1-0 A: 0-1				
10/19/18		W	131	117
3/13/19	@	L	111	132
2018-19 SEASON: 1-1 H: 1-0 A: 0-1				
3/2/20	@	W	127	88
3/7/20		W	118	101
2019-20 SEASON: 2-0 H: 1-0 A: 1-0				
12/26/20		L	112	122
4/7/21	@	W	131	113
2020-21 SEASON: 1-1 H: 0-1 A: 1-0				
11/26/21		L	100	132
3/18/22	@	L	105	120
2021-22 SEASON: 0-2 H: 0-1 A: 0-1				

* OT | ** 2OT | *** 3OT

INTRO

PLAYERS

EXECUTIVE

B-BALL OPS

BUSINESS OPS

MEDIA

HISTORY

PLAYOFFS

REVIEW

OPPONENTS

NBA

FEDERFORUM

AT A GLANCE



BOSTON CELTICS



EASTERN CONFERENCE ATLANTIC DIVISION

Home Court: TD Garden – 19,156
Office: 226 Causeway Street, 4th Floor, Boston, MA 02114
Phone: (617) 854-8000 **Website:** celtics.com

Managing Partner, Governor and CEO: Wyc Grousbeck

President: Rich Gotham

President of Basketball Operations: Brad Stephens

Interim Head Coach: Joe Mazzulla

Assistant Coaches: Damon Stoudamire, Tony Dobbins, Aaron Miles, Ben Sullivan

Director of Performance: Art Horne

Communications: Jeff Twiss, Taylor Kielpinski-Rogers, Brian Olive, Christian Megliola

Television: NBC Sports Boston, Mike Gorman, Brian Scalabrine, Abby Chin

Radio: 98.5 The Sports Hub (98.5 FM), Sean Grande, Cedric Maxwell

SERIES

Overall: 19-33

Home: 10-16

Road: 9-17

LAST WIN/LOSS

	DATE	SCORE
Last Home Win	3/22/21	132-126
Last Home Loss	4/10/22	139-110
Last Road Win	11/27/13	100-93
Last Road Loss	3/3/22	120-107

LARGEST MARGINS

	DATE	MARGIN
Biggest Win	3/10/10	20
Worst Loss	1/31/96	33

2022-23 SCHEDULE

11/7/22	@ MEM
2/12/23	@ BOS

2021-22 SEASON SERIES STATISTICS

MEMPHIS VS. BOSTON

PLAYER	G-GS	MIN	FG-FGA	PCT	3FG-FGA	PCT	FT-FTA	PCT	OFF	DEF	TOT	AST	PF-DQ	STL	TO	BLK	PTS	AVG	HI
Morant	1-1	37	13-29	.448	4-12	.333	8-8	1.000	2	2	4	7	1-0	0	2	0	38	38.0	38
Jackson	1-1	36	9-18	.500	1-5	.200	1-2	.500	3	4	7	1	4-0	0	2	1	20	20.0	20
Bane	1-1	34	6-14	.429	5-10	.500	0-0	---	0	7	7	1	2-0	1	0	0	17	17.0	17
Clarke	1-0	21	4-7	.571	0-0	---	1-3	.333	1	1	2	1	1-0	0	0	1	9	9.0	9
Anderson	1-0	24	3-7	.429	0-1	.000	0-0	---	1	4	5	4	3-0	6	0	0	6	6.0	6
Melton	1-0	18	2-7	.286	1-4	.250	0-0	---	2	5	7	1	2-0	2	1	0	5	5.0	5
Williams	1-1	15	2-6	.333	1-4	.250	0-0	---	0	1	1	1	0-0	0	1	0	5	5.0	5
Adams	1-1	26	2-4	.500	0-0	---	0-0	---	7	1	8	4	2-0	0	1	0	4	4.0	4
Jones	1-0	14	1-6	.167	1-4	.250	0-0	---	0	1	1	4	0-0	0	0	0	3	3.0	3
Konchar	1-0	14	0-1	.000	0-0	---	0-0	---	1	1	2	0	1-0	1	0	2	0	0.0	0
GRIZZLIES	1	240	42-99	.424	13-40	.325	10-13	.769	17	27	44	24	16-0	10	7	4	107	107.0	107

BOSTON VS. MEMPHIS

PLAYER	G-GS	MIN	FG-FGA	PCT	3FG-FGA	PCT	FT-FTA	PCT	OFF	DEF	TOT	AST	PF-DQ	STL	TO	BLK	PTS	AVG	HI
Tatum	1-1	39	14-25	.560	2-7	.286	7-8	.875	1	5	6	5	2-0	0	6	1	37	37.0	37
Horford	1-1	40	8-16	.500	4-8	.500	1-1	1.000	6	9	15	5	2-0	0	2	2	21	21.0	21
Smart	1-1	35	7-17	.412	4-9	.444	0-0	---	1	1	2	12	3-0	0	3	0	18	18.0	18
White (TOT)	3-2	83	14-31	.452	6-14	.429	7-9	.778	1	6	7	16	7-0	1	4	4	41	13.7	15
White (BOS)	1-0	26	4-10	.400	2-4	.500	2-3	.667	1	3	4	2	0-0	0	1	1	12	12.0	12
G. Williams	1-0	35	4-6	.667	3-3	1.000	0-0	---	1	3	4	1	3-0	0	0	0	11	11.0	11
R. Williams	1-1	35	5-6	.833	0-0	---	0-0	---	2	10	12	3	2-0	3	1	3	10	10.0	10
Theis (TOT)	3-2	52	9-17	.529	2-9	.222	4-5	.800	4	13	17	2	4-0	0	7	2	24	8.0	10
Theis (BOS)	1-0	13	2-4	.500	0-2	.000	2-3	.667	2	4	6	2	2-0	0	1	0	6	6.0	6
Pritchard	1-0	13	2-4	.500	1-3	.333	0-0	---	1	1	2	2	1-0	0	0	0	5	5.0	5
Dozier (TOT)	2-0	38	3-10	.300	1-6	.167	0-0	---	0	1	1	3	2-0	2	0	2	7	3.5	7
Nesmith	1-1	5	0-1	.000	0-1	.000	0-0	---	0	0	0	1	0-0	1	0	0	0	0.0	0
CELTICS	1	240	46-89	.517	16-37	.432	12-15	.800	15	36	51	33	15-0	4	14	7	120	120.0	120

OPPONENTS



ALL-TIME SERIES

DATE	@	W/L	GRIZZ	OPP
12/30/95		W	103	95
1/31/96	@	L	98	131
1995-96 SEASON: 1-1 H: 1-0 A: 0-1				
2/2/97	@	W	102	92
2/14/97		W	109	106
1996-97 SEASON: 2-0 H: 1-0 A: 1-0				
1/15/98	@	L	93	97
2/18/98		L	105	114
1997-98 SEASON: 0-2 H: 0-1 A: 0-1				
2/17/99***		L	129	131
1998-99 SEASON: 0-1 H:0-1 A: 0-0				
1/10/00	@	W	112	103
2/24/00		L	77	101
1999-00 SEASON: 1-1 H: 0-1 A: 1-0				
11/26/00	@	W	98	87
2/13/01		W	99	98
2000-01 SEASON: 2-0 H: 1-0 A: 1-0				
12/23/01	@	L	80	85
3/15/02		L	97	103
2001-02 SEASON: 0-2 H: 0-1 A: 0-1				
12/31/02	@	L	89	96
3/3/03		L	110	111
2002-03 SEASON: 0-2 H: 0-1 A: 0-1				
10/31/03		L	91	93
12/1/03	@	W	96	89
2003-04 SEASON: 1-1 H: 0-1 A: 1-0				
12/29/04		W	117	109
2/16/05	@	L	88	90
2004-05 SEASON: 1-1 H: 1-0 A: 0-1				
11/9/05	@	L	98	99
3/14/06		W	93	76
2005-06 SEASON: 1-1 H: 1-0 A: 0-1				
12/6/06	@	W	98	96
1/5/07		L	119	128
2006-07 SEASON: 1-1 H: 0-1 A: 1-0				
1/4/08	@	L	96	100
3/8/08		L	89	119
2007-08 SEASON: 0-2 H: 0-1 A: 0-1				
3/13/09	@	L	92	102
3/21/09		L	87	105
2008-09 SEASON: 0-2 H: 0-1 A: 0-1				

DATE	@	W/L	GRIZZ	OPP
12/14/09		L	105	110
3/10/10	@	W	111	91
2009-10 SEASON: 1-1 H: 0-1 A: 1-0				
11/13/10*		L	110	116
3/23/11	@	W	90	87
2010-11 SEASON: 1-1 H: 0-1 A: 1-0				
2/5/12	@	L	80	98
2011-12 SEASON: 0-1 H: 0-0 A: 0-1				
1/2/13	@	W	93	83
3/23/13		W	110	106
2012-13 SEASON: 2-0 H: 1-0 A: 1-0				
11/4/13		W	95	88
11/27/13	@	W	100	93
2013-14 SEASON: 2-0 H: 1-0 A: 1-0				
11/21/14		W	117	100
3/11/15	@	L	92	95
2014-15 SEASON: 1-1 H: 1-0 A: 0-1				
1/10/16		W	101	98
3/9/16	@	L	96	116
2015-16 SEASON: 1-1 H: 1-0 A: 0-1				
12/20/16*		L	109	112
12/27/16	@	L	103	113
2016-17 SEASON: 0-2 H: 0-1 A: 0-1				
12/16/17		L	93	102
2/26/18	@	L	98	109
2017-18 SEASON: 0-2 H: 0-1 A: 0-1				
12/29/18		L	103	112
1/18/19	@	L	116	122
2018-19 SEASON: 0-2 H: 0-1 A: 0-1				
1/22/20	@	L	95	119
8/11/20		L	107	122
2019-20 SEASON: 0-2 H: 0-1 A: 0-1				
12/30/20	@	L	107	126
3/22/21*		W	132	126
2020-21 SEASON: 1-1 H: 1-0 A: 0-1				
3/3/22	@	L	107	120
4/10/22		L	110	139
2021-22 SEASON: 0-2 H: 0-1 A: 0-1				

* OT | ** 2OT | *** 3OT

INTRO

PLAYERS

EXECUTIVE

B-BALL OPS

BUSINESS OPS

MEDIA

HISTORY

PLAYOFFS

REVIEW

OPPONENTS

NBA

FEDERFORUM

AT A GLANCE



BROOKLYN NETS



EASTERN CONFERENCE ATLANTIC DIVISION

Home Court: Barclays Center – 17,732
Office: 168 39th Street, 7th Floor, Brooklyn, NY 11232
Phone: (718) 933-3000 **Website:** brooklynnets.com

Governor: Joe Tsai
Alternate Governor: Oliver Weisberg
Alternate Governor & Chief Executive Officer: Sam Zussman
Alternate Governor & General Manager: Sean Marks
Assistant General Managers: Jeff Peterson, Andy Birdsong

Head Coach: Steve Nash
Assistant Coaches: Jacque Vaughn, Igor Kokoskov, Brian Keefe, Adam Caporn, Ryan Forehan-Kelly, Tiago Splitter, Trevor Hendry, Royal Ivey

Director of Sports Medicine: Les Gelis
Director of Sports Science: Dan Meehan

Director of Performance Rehabilitation: Stefania Rizzo
Head Strength & Conditioning Coach: Daniel Jones
Public Relations: Aaron Harris, Eli Pearlstein, Megan Walsh, Daniel Loftus

Television: YES Network, Ian Eagle, Ryan Ruocco, Sarah Kustok, Richard Jefferson, Meghan Triplett
Radio: WFAN (660 AM/101.9 FM), Chris Carrino, Tim Capstraw

SERIES

Overall: 28-23
Home: 14-11 **Road:** 14-12

LAST WIN/LOSS

	DATE	SCORE
Last Home Win	3/23/22	132-120
Last Home Loss	1/14/19	109-100
Last Road Win	1/3/22	118-104
Last Road Loss	3/19/18	118-115

LARGEST MARGINS

	DATE	MARGIN
Biggest Win	12/13/03	47
Worst Loss	1/2/02	18

2022-23 SCHEDULE

10/24/22	@ MEM
11/20/22	@ BKN

2021-22 SEASON SERIES STATISTICS

MEMPHIS VS. BROOKLYN

PLAYER	G-GS	MIN	FG-FGA	PCT	3FG-FGA	PCT	FT-FTA	PCT	OFF	DEF	TOT	AST	PF-DQ	STL	TO	BLK	PTS	AVG	HI
Morant	1-1	34	14-22	.636	2-4	.500	6-10	.600	2	4	6	8	0-0	0	3	0	36	36.0	36
Bane	2-2	68	20-40	.500	11-21	.524	1-2	.500	2	10	12	7	8-3	6	0	52	26.0	29	29
Melton	1-0	27	8-13	.615	6-10	.600	1-1	1.000	0	4	4	1	1-0	0	3	0	23	23.0	23
Brooks	1-1	34	7-21	.333	2-7	.286	5-5	1.000	2	1	3	2	5-0	1	0	1	21	21.0	21
Clarke	2-0	45	15-19	.789	0-0	---	0-0	---	8	9	17	3	2-0	0	1	0	30	15.0	16
Jones	2-1	53	8-17	.471	2-5	.400	10-11	.909	1	4	5	15	0-0	2	2	0	28	14.0	16
Culver	1-0	30	5-11	.455	2-5	.400	0-0	---	0	3	3	0	4-0	3	0	0	12	12.0	12
Anderson	1-0	15	4-9	.444	1-2	.500	1-1	1.000	2	1	3	2	3-0	2	0	1	10	10.0	10
Jackson	2-2	58	6-25	.240	2-10	.200	4-6	.667	3	7	10	4	7-0	1	4	7	18	9.0	13
Adams	2-2	55	5-8	.625	0-0	---	3-4	.750	12	11	23	10	3-0	2	3	1	13	6.5	7
Konchar	1-0	10	2-3	.667	1-2	.500	0-1	.000	1	5	6	0	2-0	1	1	0	5	5.0	5
Aldama	1-0	17	1-4	.250	0-1	.000	0-0	---	2	6	8	0	0-0	0	0	1	2	2.0	2
Jeffries	1-0	1	0-1	.000	0-1	.000	0-0	---	0	0	0	0	0-0	0	0	0	0	0.0	0
Mathias	1-0	1	0-1	.000	0-1	.000	0-0	---	0	0	0	0	0-0	0	0	0	0	0.0	0
Pons	1-0	7	0-0	---	0-0	---	0-2	.000	1	1	2	0	1-0	0	0	0	0	0.0	0
Sneed	1-0	1	0-1	.000	0-1	.000	0-0	---	1	0	1	0	0-0	0	0	0	0	0.0	0
Teske	1-0	1	0-1	.000	0-0	---	0-0	---	0	0	0	0	0-0	1	0	0	0	0.0	0
Tillie	1-1	16	0-6	.000	0-3	.000	0-0	---	2	2	4	0	5-0	2	1	1	0	0.0	0
Williams	1-0	7	0-1	.000	0-0	---	0-0	---	0	0	0	0	2-0	1	0	0	0	0.0	0
GRIZZLIES	2	480	95-203	.468	29-73	.397	31-43	.721	39	68	107	52	43-0	19	26	12	250	125.0	132

BROOKLYN VS. MEMPHIS

PLAYER	G-GS	MIN	FG-FGA	PCT	3FG-FGA	PCT	FT-FTA	PCT	OFF	DEF	TOT	AST	PF-DQ	STL	TO	BLK	PTS	AVG	HI
Irving	1-1	44	15-27	.556	6-11	.545	7-7	1.000	0	2	2	8	5-0	1	3	1	43	43.0	43
Durant	2-2	71	20-52	.385	3-15	.200	18-19	.947	2	13	14	14	2-0	5	7	5	61	30.5	35
Harden	1-1	32	5-14	.357	2-7	.286	7-8	.875	2	2	4	8	1-0	1	5	1	19	19.0	19
Drummond (TOT)	3-3	91	18-27	.667	0-0	---	1-3	.333	15	22	37	9	10-0	3	7	6	37	12.3	16
Drummond (BKN)	1-1	28	7-9	.778	0-0	---	1-2	.500	2	3	5	1	4-0	1	2	0	15	15.0	15
Brown	2-1	60	10-13	.769	2-2	1.000	1-3	.333	6	8	14	6	6-0	2	2	8	23	11.5	13
Griffin	1-0	14	4-6	.667	2-3	.667	0-0	---	0	3	3	1	1-0	1	0	0	10	10.0	10
Claxton	2-1	45	5-6	.833	0-0	---	8-10	.800	2	6	8	1	3-0	2	1	2	18	9.0	11
Curry (TOT)	1-1	40	4-15	.267	1-8	.125	0-0	---	1	2	3	8	4-0	2	2	0	9	9.0	9
Bembry	1-1	22	3-4	.750	0-0	---	0-0	---	2	2	4	2	2-0	1	0	0	6	6.0	6
Carter	1-0	9	2-4	.500	2-4	.500	0-0	---	0	1	1	0	0-0	0	1	0	6	6.0	6
Sharpe	1-0	9	3-3	1.000	0-0	---	0-0	---	1	3	4	0	5-0	0	0	0	6	6.0	6
Thomas	2-0	29	4-10	.400	0-2	.000	4-4	1.000	0	4	4	3	1-0	1	0	0	12	6.0	8
Edwards	1-1	20	1-3	.333	1-1	1.000	0-0	---	2	4	6	0	3-0	1	0	1	3	3.0	3
J. Johnson	2-0	33	1-6	.167	0-3	.000	0-0	---	0	2	2	1	3-0	0	2	2	2	1.0	2
Duke	1-0	9	0-2	.000	0-0	---	0-0	---	0	0	0	0	1-0	0	0	0	0	0.0	0
Mills	2-1	55	0-10	.000	0-8	.000	0-0	---	0	1	1	1	3-0	0	3	0	0	0.0	0
NETS	2	480	80-169	.473	18-56	.321	46-53	.868	18	54	72	46	40-0	16	27	20	224	112.0	120

OPPONENTS



ALL-TIME SERIES

DATE	@	W/L	GRIZZ	OPP
12/2/96		L	84	93
3/19/96	@	L	77	82
1995-96 SEASON: 0-2 H: 0-1 A: 0-1				
2/4/97	@	L	105	111
3/6/97		L	96	102
1996-97 SEASON: 0-2 H: 0-1 A: 0-1				
1/31/98		L	106	116
2/24/98	@	L	101	110
1997-98 SEASON: 0-2 H: 0-1 A: 0-1				
NO GAMES				
1998-99 SEASON: 0-0 H: 0-0 A: 0-0				
1/7/00	@	W	101	91
1/27/00		W	108	106
1999-00 SEASON: 2-0 H: 1-0 A: 1-0				
1/29/01		W	97	86
3/20/01	@	L	90	104
2000-01 SEASON: 1-1 H: 1-0 A: 0-1				
1/2/02	@	L	74	92
3/17/02		L	76	87
2001-02 SEASON: 0-2 H: 0-1 A: 0-1				
2/12/03		W	97	90
3/22/03	@	L	99	107
2002-03 SEASON: 1-1 H: 1-0 A: 0-1				
12/3/03	@	W	96	93
12/13/03		W	110	63
2003-04 SEASON: 2-0 H: 1-0 A: 1-0				
12/17/04		W	89	84
3/24/05	@	W	105	96
2004-05 SEASON: 2-0 H: 1-0 A: 1-0				
1/13/06		W	81	69
3/29/06	@	L	74	86
2005-06 SEASON: 1-1 H: 1-0 A: 0-1				
12/11/06	@	L	92	105
3/12/07		L	102	113
2006-07 SEASON: 0-2 H: 0-1 A: 0-1				
11/27/07	@	W	110	103
3/5/08		W	100	93
2007-08 SEASON: 2-0 H: 1-0 A: 1-0				
1/7/09	@	L	89	100
1/24/09		L	88	99
2008-09 SEASON: 0-2 H: 0-1 A: 0-1				

DATE	@	W/L	GRIZZ	OPP
2/21/10	@	W	104	94
3/8/10		W	107	101
2009-10 SEASON: 2-0 H: 1-0 A: 1-0				
12/21/10		L	94	101
1/26/11	@	L	88	93
2010-11 SEASON: 0-2 H: 0-1 A: 0-1				
2/15/12	@	W	105	100
2011-12 SEASON: 1-0 H: 0-0 A: 1-0				
1/25/13		W	101	77
2/24/13	@	W	76	72
2012-13 SEASON: 2-0 H: 1-0 A: 1-0				
11/30/13		L	88	97
3/5/14	@	L	94	103
2013-14 SEASON: 0-2 H: 0-1 A: 0-1				
1/14/15	@	W	103	92
2/10/15		W	95	86
2014-15 SEASON: 2-0 H: 1-0 A: 1-0				
10/31/15		W	101	91
2/10/16	@	W	109	90
2015-16 SEASON: 2-0 H: 1-0 A: 1-0				
2/13/17	@	W	112	103
3/6/17		L	109	122
2016-17 SEASON: 1-1 H: 0-1 A: 1-0				
11/26/17		L	88	98
3/19/18	@	L	115	118
2017-18 SEASON: 0-2 H: 0-1 A: 0-1				
11/30/18 **	@	W	131	125
1/4/19		L	100	109
2018-19 SEASON: 1-1 H: 0-1 A: 1-0				
10/27/19 *		W	134	133
3/4/20	@	W	118	79
2019-20 SEASON: 2-0 H: 1-0 A: 1-0				
12/28/20 *	@	W	116	111
1/8/21		W	115	110
2020-21 SEASON: 2-0 H: 1-0 A: 1-0				
1/3/22	@	W	118	104
3/23/22		W	132	120
2021-22 SEASON: 2-0 H: 1-0 A: 1-0				

* OT | ** 2OT | *** 3OT

INTRO

PLAYERS

EXECUTIVE

B-BALL OPS

BUSINESS OPS

MEDIA

HISTORY

PLAYOFFS

REVIEW

OPPONENTS

NBA

FEDERFORUM

AT A GLANCE



CHARLOTTE HORNETS



EASTERN CONFERENCE SOUTHEAST DIVISION

Home Court: Spectrum Center – 19,077
Office: 333 E. Trade St., Charlotte, NC 28202
Phone: (704) 688-9000
Website: hornets.com

Chairman: Michael Jordan

Managing Partner: Curtis Polk

President, Vice Chairman & Alternate Governor: Fred Whitfield

President of Basketball Operations & GM: Mitch Kupchak

SVP of Basketball Operations & Assistant GM: Buzz Peterson

Head Coach: Steve Clifford

Assistant Coaches: Tyrone Corbin, Bob Beyer, Marlon Garnett, Jay Hernandez, Rex Walters, Nick Friedman, Norman Richardson, Bruce Kreuzer

Director of Healthcare & Sports Performance: Joe Sharpe

Communications: Mike Cristaldi, Brian Travis, Maggie Yang, Jack Brandsgard, Josh Rosen

Television: Bally Sports Southeast, Eric Collins, Dell Curry, Ashley ShahAhmadi

Radio: WFNZ (92.7 FM), Sam Farber

SERIES

Overall: 22-25

Home: 11-12

Road: 11-13

LAST WIN/LOSS

	DATE	SCORE
Last Home Win	2/10/21	130-114
Last Home Loss	11/10/21	118-108
Last Road Win	2/12/22	125-115
Last Road Loss	2/1/19	100-92

LARGEST MARGINS

	DATE	MARGIN
Biggest Win	12/15/10	33
Worst Loss	3/22/18	61

2022-23 SCHEDULE

11/4/22	@ MEM
1/4/23	@ CHA

2021-22 SEASON SERIES STATISTICS

MEMPHIS VS. CHARLOTTE

PLAYER	G-GS	MIN	FG-FGA	PCT	3FG-FGA	PCT	FT-FTA	PCT	OFF	DEF	TOT	AST	PF-DQ	STL	TO	BLK	PTS	AVG	HI
Moran	2-2	71	25-48	.521	1-9	.111	7-11	.636	3	10	13	14	2-0	3	6	0	58	29.0	32
Brooks	1-0	26	8-17	.471	4-7	.571	0-0	---	0	4	4	6	4-0	2	2	0	20	20.0	20
Jackson	2-2	61	13-30	.433	7-18	.389	4-6	.667	7	9	16	3	8-1	2	0	4	37	18.5	19
Bane	2-2	53	8-23	.348	4-14	.286	7-7	1.000	0	5	5	5	9-1	4	8	1	27	13.5	25
Adams	2-2	44	10-13	.769	0-0	---	4-12	.333	16	9	25	7	7-1	0	2	5	24	12.0	15
Clarke	2-0	44	9-18	.500	0-1	.000	0-0	---	4	6	10	4	3-0	2	2	2	18	9.0	16
Melton	2-1	48	5-17	.294	2-9	.222	4-4	1.000	2	13	15	5	2-0	5	3	2	16	8.0	9
Anderson	2-0	42	6-13	.462	0-3	.000	2-4	.500	1	13	14	8	5-0	2	4	0	14	7.0	12
Konchar	2-0	38	5-13	.385	2-6	.333	0-0	---	2	6	8	1	2-0	4	2	2	12	6.0	8
Williams	1-1	23	2-4	.500	0-1	.000	0-3	.000	0	0	0	0	2-0	1	1	0	4	4.0	4
Jones	2-0	30	1-7	.143	0-3	.000	1-1	1.000	1	3	4	5	0-0	0	3	0	3	1.5	2
GRIZZLIES	2	480	92-203	.453	20-71	.282	29-48	.604	36	78	114	58	44-3	25	33	16	233	116.5	125

CHARLOTTE VS. MEMPHIS

PLAYER	G-GS	MIN	FG-FGA	PCT	3FG-FGA	PCT	FT-FTA	PCT	OFF	DEF	TOT	AST	PF-DQ	STL	TO	BLK	PTS	AVG	HI
Hayward	1-1	38	6-15	.400	2-6	.333	11-11	1.000	2	3	5	5	1-0	1	5	0	25	25.0	25
Rozier	2-2	68	15-41	.366	7-20	.350	9-12	.750	5	8	13	14	3-0	2	4	2	46	23.0	35
Oubre	2-1	51	17-26	.654	7-11	.636	4-4	1.000	5	4	9	2	4-0	3	3	0	45	22.5	37
Ball	2-2	65	13-34	.382	7-19	.368	4-5	.800	2	11	13	10	8-0	3	8	0	37	18.5	25
Harrell (TOT)	3-0	73	19-23	.826	0-0	---	6-12	.500	3	18	21	4	5-0	1	3	2	44	14.7	20
Harrell (CHA)	1-0	29	7-8	.875	0-0	---	6-9	.667	2	7	9	2	3-0	0	0	0	20	20.0	20
Bouknight	1-0	20	3-11	.273	2-5	.400	4-4	1.000	2	3	5	2	2-0	1	2	0	12	12.0	12
Bridges	2-2	63	5-24	.208	1-9	.111	7-8	.875	3	11	14	10	3-0	3	4	2	18	9.0	10
Martin	1-0	20	3-8	.375	1-4	.250	0-0	---	1	3	4	1	0-0	2	1	0	7	7.0	7
McDaniels	1-0	22	2-5	.400	1-3	.333	1-1	1.000	0	6	6	1	1-0	1	1	1	6	6.0	6
Plumlee	2-2	58	5-6	.833	0-0	---	0-1	.000	4	12	16	11	12-2	2	3	2	10	5.0	6
Richards	1-0	10	2-3	.667	0-0	---	0-0	---	0	4	4	0	5-0	0	0	2	4	4.0	4
Washington	1-0	23	1-4	.250	1-4	.250	1-2	.500	1	1	2	0	1-0	1	2	3	4	4.0	4
Thor	1-0	12	1-2	.500	0-0	---	0-0	---	0	2	2	2	2-0	1	0	1	2	2.0	2
HORNETS	2	480	80-187	.428	29-81	.358	47-57	.825	27	75	102	60	45-2	20	34	13	236	118.0	118

OPPONENTS



ALL-TIME SERIES

DATE	@	W/L	GRIZZ	OPP	DATE	@	W/L	GRIZZ	OPP
11/24/95	@	L	104	116	12/15/10		W	113	80
3/31/96		L	88	121	1/10/11	@	L	82	96
1995-96 SEASON: 0-2 H: 0-1 A: 0-1					2010-11 SEASON: 1-1 H: 1-0 A: 0-1				
12/9/96		L	91	107	4/20/12	@	W	85	80
3/11/97	@	L	92	98	2011-12 SEASON: 1-0 H: 0-0 A: 1-0				
1996-97 SEASON: 0-2 H: 0-1 A: 0-1					11/17/12	@	W	94	87
1/9/98		L	90	98	4/9/13		W	94	75
2/5/98	@	L	93	108	2012-13 SEASON: 2-0 H: 1-0 A: 1-0				
1997-98 SEASON: 0-2 H: 0-1 A: 0-1					2/22/14	@	L	89	92
NO GAMES					3/8/14		W	111	89
1998-99 SEASON: 0-0 H: 0-0 A: 0-0					2013-14 SEASON: 1-1 H: 1-0 A: 0-1				
11/24/99	@	L	73	89	11/1/14	@	W	71	69
12/3/99		L	94	113	12/12/14 **		W	113	107
1999-00 SEASON: 0-2 H: 0-1 A: 0-1					2014-15 SEASON: 2-0 H: 1-0 A: 1-0				
1/3/01		W	99	89	12/11/15		L	99	123
3/14/01	@	L	95	100	12/26/15	@	L	92	98
2000-01 SEASON: 1-1 H: 1-0 A: 0-1					2015-16 SEASON: 0-2 H: 0-1 A: 0-1				
2/3/02		L	79	97	11/21/16	@	W	105	90
2/17/02	@	W	92	78	11/28/16		L	85	104
2001-02 SEASON: 1-1 H: 0-1 A: 1-0					2016-17 SEASON: 1-1 H: 0-1 A: 1-0				
1/14/05	@	W	109	89	10/30/17		L	99	104
4/10/05		W	102	95	3/22/18	@	L	79	140
2004-05 SEASON: 2-0 H: 1-0 A: 1-0					2017-18 SEASON: 0-2 H: 0-1 A: 0-1				
3/26/06		W	102	95	1/23/19		L	107	118
4/12/06	@	W	96	88	2/1/19	@	L	92	100
2005-06 SEASON: 2-0 H: 1-0 A: 1-0					2018-19 SEASON: 0-2 H: 0-1 A: 0-1				
11/3/06		W	96	83	11/13/19	@	W	119	117
3/10/07	@	W	115	107	12/29/19		W	117	104
2006-07 SEASON: 2-0 H: 1-0 A: 1-0					2019-20 SEASON: 2-0 H: 1-0 A: 1-0				
1/19/08	@	L	87	105	1/1/21	@	W	108	93
3/17/08		W	98	80	2/10/21		W	130	114
2007-08 SEASON: 1-1 H: 1-0 A: 0-1					2020-21 SEASON: 2-0 H: 1-0 A: 1-0				
12/19/08		L	83	112	11/10/21		L	108	118
1/21/09	@	L	86	101	2/12/22	@	W	125	118
2008-09 SEASON: 0-2 H: 0-1 A: 0-1					2021-22 SEASON: 1-1 H: 0-1 A: 1-0				
1/9/10	@	L	87	89	* OT ** 2OT *** 3OT				
2/26/10		L	89	93					
2009-10 SEASON: 0-2 H: 0-1 A: 0-1									

INTRO

PLAYERS

EXECUTIVE

B-BALL OPS

BUSINESS OPS

MEDIA

HISTORY

PLAYOFFS

REVIEW

OPPONENTS

NBA

FEDEXFORUM

AT A GLANCE



CHICAGO BULLS



EASTERN CONFERENCE CENTRAL DIVISION

Home Court: United Center – 20,917
Office: 1901 W. Madison St., Chicago, IL 60612
Phone: (312) 455-4000
Website: bulls.com

Chairman: Jerry Reinsdorf

President & Chief Operating Officer: Michael Reinsdorf

Executive Vice President, Basketball Operations: Arturas Karnisovas

General Manager: Marc Eversley

Head Coach: Billy Donovan

Assistant Coaches: Maurice Cheeks, Chris Fleming, Josh Longstaff, John Bryant, Damian Cotter, Billy Schmidt

Senior Advisor, Basketball Operations: John Paxson

Assistant General Managers: Pat Connelly, JJ Polk

Director, Performance Health: Chip Schaefer

Head Athletic Trainer: Todd Campbell

Head Strength & Conditioning Coach: Geoffrey Puls

Communications: Tim Hallam, Beth Esler, Andre Toran

Television: NBC Sports Chicago, Adam Amin, Stacey King

Radio (English): WSCR 670 AM, Chuck Swirsky, Bill Wennington

Radio (Spanish): TUDN, Univision Sports Chicago 1200 AM, Omar Ramos, Miguel Esparza

SERIES

Overall: 24-29

Home: 15-11

Road: 9-18

LAST WIN/LOSS

	DATE	SCORE
Last Home Win	1/17/22	119-106
Last Home Loss	10/25/19	110-102
Last Road Win	2/26/22	116-110
Last Road Loss	12/4/19	106-99

LARGEST MARGINS

	DATE	MARGIN
Biggest Win	3/12/03	29
Worst Loss	1/13/07	45

2022-23 SCHEDULE

2/7/23	@ MEM
4/2/23	@ CHI

2021-22 SEASON SERIES STATISTICS

MEMPHIS VS. CHICAGO

PLAYER	G-GS	MIN	FG-FGA	PCT	3FG-FGA	PCT	FT-FTA	PCT	OFF	DEF	TOT	AST	PF-DQ	STL	TO	BLK	PTS	AVG	HI
Morant	2-2	68	24-45	.533	4-7	.571	19-22	.864	2	6	8	6	3-0	2	7	0	71	35.5	46
Bane	2-2	57	14-35	.400	4-14	.286	5-6	.833	1	4	5	9	7-1	2	0	0	37	18.5	25
Jackson	2-2	51	10-23	.435	1-4	.250	1-1	1.000	2	7	9	1	7-0	0	4	9	22	11.0	14
Jones	2-0	36	8-14	.571	2-4	.500	4-4	1.000	0	2	2	12	1-0	1	1	0	22	11.0	11
Clarke	2-0	31	9-13	.692	0-0	---	1-1	1.000	4	6	10	2	4-0	2	2	1	19	9.5	15
Melton	2-0	39	6-14	.429	4-8	.500	1-2	.500	2	8	10	3	2-0	4	4	0	17	8.5	10
Adams	2-2	58	6-12	.500	0-0	---	2-5	.400	12	19	31	11	1-0	2	4	3	14	7.0	12
Williams	2-2	47	4-11	.364	1-6	.167	2-2	1.000	1	8	9	1	2-0	1	2	0	11	5.5	9
Anderson	2-0	50	5-11	.455	0-1	.000	0-0	---	5	11	16	5	7-0	3	4	4	10	5.0	6
Konchar	2-0	31	4-9	.444	1-3	.333	1-2	.500	0	8	8	1	1-0	2	1	0	10	5.0	9
Culver	1-0	4	1-2	.500	0-0	---	0-1	.000	0	1	1	1	1-0	0	0	0	2	2.0	2
Aldama	1-0	4	0-1	.000	0-0	---	0-0	---	0	0	0	0	0-0	0	0	0	0	0.0	0
Mathias	1-0	4	0-1	.000	0-1	.000	0-0	---	0	0	0	0	0-0	0	0	0	0	0.0	0
Tillman	1-0	4	0-1	.000	0-0	---	0-0	---	0	0	0	0	1-0	0	1	0	0	0.0	0
GRIZZLIES	2	480	91-192	.474	17-48	.354	36-46	.783	29	80	109	52	37-1	19	32	17	235	117.5	119

CHICAGO VS. MEMPHIS

PLAYER	G-GS	MIN	FG-FGA	PCT	3FG-FGA	PCT	FT-FTA	PCT	OFF	DEF	TOT	AST	PF-DQ	STL	TO	BLK	PTS	AVG	HI
LaVine	1-1	38	9-19	.474	3-3	1.000	7-7	1.000	0	4	4	6	4-0	1	3	0	28	28.0	28
DeRozan	2-2	74	20-53	.377	2-3	.667	13-14	.929	1	6	7	8	4-0	2	5	1	55	27.5	31
White	2-1	67	11-25	.440	7-13	.538	2-2	1.000	0	10	10	10	4-0	0	2	0	31	15.5	16
Green	1-1	29	5-7	.714	1-2	.500	1-1	1.000	1	1	2	0	1-0	3	0	0	12	12.0	12
Hill (TOT)	1-0	30	4-6	.667	2-4	.500	2-3	.667	4	4	8	1	5-0	0	1	0	12	12.0	12
Hill (CHI)	1-0	30	4-6	.667	2-4	.500	2-3	.667	4	4	8	1	5-0	0	1	0	12	12.0	12
Vucevic	2-2	62	7-30	.233	1-10	.100	3-4	.750	3	19	22	3	4-0	2	3	3	18	9.0	11
Jones	1-0	19	3-4	.750	0-0	---	2-4	.500	2	4	6	0	1-0	0	0	1	8	8.0	8
Dosunmu	2-2	61	7-14	.500	1-5	.200	0-0	---	0	12	12	9	5-0	6	7	2	15	7.5	15
Brown	2-0	28	4-8	.500	2-5	.400	4-4	1.000	1	4	5	0	0-0	0	2	1	14	7.0	14
Thomas	2-0	24	5-7	.714	3-4	.750	0-0	---	0	1	1	2	0-0	2	2	0	13	6.5	13
Thompson (TOT)	4-1	75	11-23	.478	0-0	---	4-15	.267	8	12	20	6	5-0	2	4	1	26	6.5	12
Thompson (CHI)	1-0	16	2-4	.500	0-0	---	1-4	.250	1	3	4	0	1-0	1	1	0	5	5.0	5
Bradley	1-0	14	1-3	.333	0-0	---	1-2	.500	0	0	0	2	3-0	2	1	2	3	3.0	3
McKinnie	1-1	15	1-4	.250	0-2	.000	0-0	---	2	1	3	0	0-0	0	0	0	2	2.0	2
Simonovic	1-0	4	0-1	.000	0-0	---	0-0	---	0	0	0	0	0-0	0	0	0	0	0.0	0
BULLS	2	480	79-185	.427	22-51	.431	36-45	.800	15	69	84	41	32-0	19	28	10	216	108.0	110

OPPONENTS



ALL-TIME SERIES

DATE	@	W/L	GRIZZ	OPP
11/30/95		L	88	94
1/24/96	@	L	84	104
1995-96 SEASON: 0-2 H: 0-1 A: 0-1				
11/5/96	@	L	73	96
1/28/97		L	96	111
1996-97 SEASON: 0-2 H: 0-1 A: 0-1				
1/27/98		L	85	103
3/20/98	@	L	92	98
1997-98 SEASON: 0-2 H: 0-1 A: 0-1				
4/4/99	@	L	87	88
1998-99 SEASON: 0-1 H: 0-0 A: 0-1				
2/4/00		W	101	76
2/22/00	@	W	85	81
1999-00 SEASON: 2-0 H: 1-0 A: 1-0				
2/3/01		W	91	84
2/24/01	@	L	75	90
2000-01 SEASON: 1-1 H: 1-0 A: 0-1				
12/26/01		W	107	85
1/26/02	@	L	92	95
2001-02 SEASON: 1-1 H: 1-0 A: 0-1				
11/16/02	@	L	93	111
3/12/03		W	124	95
2002-03 SEASON: 1-1 H: 1-0 A: 0-1				
1/15/04		W	108	93
2/21/04	@	W	105	98
2003-04 SEASON: 2-0 H: 1-0 A: 1-0				
12/15/04		L	88	96
3/28/05	@	L	86	94
2004-05 SEASON: 0-2 H: 0-1 A: 0-1				
12/23/05		W	95	77
1/7/06	@	L	82	111
2005-06 SEASON: 1-1 H: 1-0 A: 0-1				
1/13/07	@	L	66	111
3/17/07		W	104	103
2006-07 SEASON: 1-1 H: 1-0 A: 0-1				
1/21/08		W	104	90
3/4/08	@	L	97	112
2007-08 SEASON: 1-1 H: 1-0 A: 0-1				
11/1/08	@	L	86	96
12/12/08		W	103	96
2008-09 SEASON: 1-1 H: 1-0 A: 0-1				

DATE	@	W/L	GRIZZ	OPP
3/4/10	@	W	105	96
3/16/10		W	104	97
2009-10 SEASON: 2-0 H: 1-0 A: 1-0				
1/17/11		L	84	96
3/25/11	@	L	96	99
2010-11 SEASON: 0-2 H: 0-1 A: 0-1				
1/1/12	@	L	64	104
1/16/12		W	102	86
2011-12 SEASON: 1-1 H: 1-0 A: 0-1				
12/17/12		W	80	71
1/19/13*	@	W	85	82
2012-13 SEASON: 2-0 H: 1-0 A: 1-0				
12/30/13		L	91	95
3/7/14	@	W	85	77
2013-14 SEASON: 1-1 H: 0-1 A: 1-0				
12/19/14		L	97	103
3/9/15	@	W	101	91
2014-15 SEASON: 1-1 H: 0-1 A: 1-0				
12/16/15	@	L	85	98
4/5/16		W	108	92
2015-16 SEASON: 1-1 H: 1-0 A: 0-1				
1/15/17		L	104	108
3/15/17	@	W	98	91
2016-17 SEASON: 1-1 H: 0-1 A: 1-0				
3/7/18	@	L	110	119
3/15/18		L	110	111
2017-18 SEASON: 0-2 H: 0-1 A: 0-1				
2/13/19	@	L	110	122
2/27/19		L	107	109
2018-19 SEASON: 0-2 H: 0-1 A: 0-1				
10/25/19		L	102	110
12/4/19	@	L	99	106
2019-20 SEASON: 0-2 H: 0-1 A: 0-1				
4/12/21		W	101	90
4/16/21	@	W	126	115
2020-21 SEASON: 2-0 H: 1-0 A: 1-0				
1/17/22		W	119	106
2/26/22	@	W	116	110
2021-22 SEASON: 2-0 H: 1-0 A: 1-0				

* OT | ** 2OT | *** 3OT

INTRO

PLAYERS

EXECUTIVE

B-BALL OPS

BUSINESS OPS

MEDIA

HISTORY

PLAYOFFS

REVIEW

OPPONENTS

NBA

FEDERFORUM

AT A GLANCE



CLEVELAND CAVALIERS



EASTERN CONFERENCE CENTRAL DIVISION

Home Court: Rocket Mortgage FieldHouse – 19,432

Office: One Center Court, Cleveland, OH 44115

Phone: (216) 420-2000

Website: cavs.com

Chairman: Dan Gilbert

President of Basketball Operations: Koby Altman

General Manager: Mike Gansley

VP Basketball Operations/Team Counsel: Jason Hillman

Head Coach: J.B. Bickerstaff

Assistant Coaches: Antonio Lang, Sidney Lowe, JJ Outlaw,
Luke Walton, Dan Geriot

Head Athletic Trainer: Steve Spiro

Head Strength and Conditioning Coach: Derek Millander

Chief Executive Officer: Nic Barlage

Communications: B.J. Evans, Jeff Schaefer, Cherome Owens

Television: Bally Sports Ohio, John Michael, Austin Carr, Serena Winters

Radio (English): WTAM 1100 AM, Tim Alcorn, Jim Chones, Mike Snyder

Radio (Spanish): Power 89.1 WZNZ FM, Rafael Hernandez Brito

SERIES

Overall: 20-31

Home: 14-12

Road: 6-19

LAST WIN/LOSS

	DATE	SCORE
Last Home Win	10/20/21	132-121
Last Home Loss	1/7/21	94-90
Last Road Win	1/4/22	110-106
Last Road Loss	12/20/19	114-107

LARGEST MARGINS

	DATE	MARGIN
Biggest Win	3/19/03	27
Worst Loss	10/28/15	30

2022-23 SCHEDULE

1/18/23	@ MEM
2/2/23	@ CLE

2021-22 SEASON SERIES STATISTICS

MEMPHIS VS. CLEVELAND

PLAYER	G-GS	MIN	FG-FGA	PCT	3FG-FGA	PCT	FT-FTA	PCT	OFF	DEF	TOT	AST	PF-DQ	STL	TO	BLK	PTS	AVG	HI
Morant	2-2	67	26-50	.520	1-5	.200	10-11	.909	1	10	11	12	3-0	2	4	4	63	31.5	37
Melton	1-1	31	8-14	.571	4-6	.667	0-0	---	2	2	4	3	0-0	0	0	0	20	20.0	20
Jackson	2-2	61	10-26	.385	6-16	.375	9-9	1.000	1	8	9	3	7-0	1	4	4	35	17.5	22
Bane	2-2	64	12-26	.462	5-12	.417	4-4	1.000	2	6	8	10	5-0	3	4	2	33	16.5	22
Jones	2-0	39	10-17	.588	1-3	.333	0-0	---	0	3	3	7	1-0	2	1	0	21	10.5	12
Anderson	1-0	22	3-7	.429	2-5	.400	2-2	1.000	0	7	7	4	2-0	2	0	0	10	10.0	10
Clarke	2-0	37	9-13	.692	0-1	.000	1-2	.500	3	9	12	1	4-0	1	0	4	19	9.5	13
Adams	2-2	65	7-12	.583	0-0	---	1-2	.500	11	14	25	6	1-0	1	3	2	15	7.5	8
Williams	2-0	31	5-9	.556	3-4	.750	0-0	---	0	2	2	1	2-0	1	1	0	13	6.5	10
Tillie	1-1	17	2-7	.286	1-5	.200	0-0	---	0	3	3	1	0-0	0	1	0	5	5.0	5
Konchar	1-0	19	2-3	.667	0-1	.000	0-0	---	2	4	6	0	4-0	1	0	0	4	4.0	4
Aldama	1-0	13	1-3	.333	0-1	.000	0-0	---	1	2	3	0	1-0	0	0	0	2	2.0	2
Culver	1-0	16	0-3	.000	0-1	.000	2-4	.500	2	3	5	1	3-0	0	1	0	2	2.0	2
GRIZZLIES	2	480	95-190	.500	23-60	.383	29-34	.853	25	73	98	49	33-0	14	21	16	242	121.0	132

CLEVELAND VS. MEMPHIS

PLAYER	G-GS	MIN	FG-FGA	PCT	3FG-FGA	PCT	FT-FTA	PCT	OFF	DEF	TOT	AST	PF-DQ	STL	TO	BLK	PTS	AVG	HI
Allen	2-2	63	22-25	.880	0-0	---	3-4	.750	4	12	16	3	3-0	4	1	6	47	23.5	25
Garland	2-2	67	14-41	.341	6-20	.300	6-6	1.000	3	2	5	22	3-0	0	3	0	40	20.0	27
Mobley	2-2	77	13-25	.520	1-3	.333	7-9	.778	0	17	17	7	4-0	1	1	3	34	17.0	17
Sexton	1-1	29	7-13	.538	2-6	.333	1-3	.333	1	0	1	1	4-0	0	1	0	17	17.0	17
Osman	1-0	17	5-6	.833	3-3	1.000	2-3	.667	1	1	2	1	0-0	0	2	0	15	15.0	15
Rubio	1-0	25	4-10	.400	3-7	.429	1-1	1.000	0	4	4	10	3-0	1	2	0	12	12.0	12
Markkanen	2-2	68	9-25	.360	3-12	.250	2-2	1.000	3	13	16	7	3-0	1	2	1	23	11.5	13
Love	2-0	46	7-24	.292	4-13	.308	4-5	.800	4	8	12	6	1-0	0	3	0	22	11.0	18
Okoro	1-0	21	3-5	.600	0-1	.000	2-2	1.000	1	2	3	1	4-0	0	0	1	8	8.0	8
Windler	1-0	19	2-4	.500	2-3	.667	0-0	---	2	0	2	2	1-0	0	1	0	6	6.0	6
Goodwin	1-0	18	1-5	.200	0-3	.000	0-2	.000	1	3	4	3	3-0	1	2	0	2	2.0	2
Stevens	1-1	25	0-2	.000	0-1	.000	1-2	.500	1	1	2	3	2-0	0	2	0	1	1.0	1
Wade	1-0	5	0-0	---	0-0	---	0-0	---	0	1	1	0	0-0	0	1	0	0	0.0	0
CAVALIERS	2	480	87-185	.470	24-72	.333	29-39	.744	21	64	85	66	31-0	8	24	11	227	113.5	121

OPPONENTS



ALL-TIME SERIES

DATE	@	W/L	GRIZZ	OPP
1/18/96		L	90	98
3/24/96	@	L	85	90
1995-96 SEASON: 0-2 H: 0-1 A: 0-1				
11/8/96	@	L	72	88
2/23/97		L	84	91
1996-97 SEASON: 0-2 H: 0-1 A: 0-1				
12/5/97		L	98	107
2/25/98	@	L	101	106
1997-98 SEASON: 0-2 H: 0-1 A: 0-1				
NO GAMES				
1998-99 SEASON: 0-0 H: 0-0 A: 0-0				
1/14/00		L	80	82
2/21/00 *	@	L	108	109
1999-00 SEASON: 0-2 H: 0-1 A: 0-1				
1/13/01		W	119	107
3/22/01	@	L	95	109
2000-01 SEASON: 1-1 H: 1-0 A: 0-1				
11/17/01		W	98	93
11/21/01	@	L	94	101
2001-02 SEASON: 1-1 H: 1-0 A: 0-1				
3/8/03	@	W	115	89
3/19/03		W	128	101
2002-03 SEASON: 2-0 H: 1-0 A: 1-0				
11/29/03 **	@	W	122	115
4/7/04		W	92	74
2003-04 SEASON: 2-0 H: 1-0 A: 1-0				
12/13/04		L	86	92
1/26/05	@	L	111	114
2004-05 SEASON: 0-2 H: 0-1 A: 0-1				
11/5/05		W	113	106
11/11/05	@	L	70	89
2005-06 SEASON: 1-1 H: 1-0 A: 0-1				
11/21/06	@	L	94	97
3/14/07		L	96	118
2006-07 SEASON: 0-2 H: 0-1 A: 0-1				
1/15/08 *		L	124	132
2/24/08	@	L	89	109
2007-08 SEASON: 0-2 H: 0-1 A: 0-1				
1/13/09		L	87	102
2/24/09	@	L	79	94
2008-09 SEASON: 0-2 H: 0-1 A: 0-1				

DATE	@	W/L	GRIZZ	OPP
12/8/09 *		W	111	109
2/2/10	@	L	89	105
2009-10 SEASON: 1-1 H: 1-0 A: 1-0				
11/27/10	@	L	86	92
2/4/11		W	112	105
2010-11 SEASON: 1-1 H: 1-0 A: 1-0				
4/23/12		W	109	101
2011-12 SEASON: 1-0 H: 1-0 A: 0-0				
11/26/12		W	84	78
3/8/13		W	103	92
2012-13 SEASON: 2-0 H: 1-0 A: 1-0				
2/9/14 *	@	L	83	91
3/1/14		W	110	96
2013-14 SEASON: 1-1 H: 1-0 A: 0-1				
12/21/14	@	L	91	105
3/25/15		L	89	111
2014-15 SEASON: 0-2 H: 0-1 A: 0-1				
10/28/15		L	76	106
3/7/16	@	W	106	103
2015-16 SEASON: 1-1 H: 0-1 A: 1-0				
12/13/16	@	L	86	103
12/14/16		W	93	85
2016-17 SEASON: 1-1 H: 1-0 A: 0-1				
12/2/17	@	L	111	116
2/23/18		L	89	112
2017-18 SEASON: 0-2 H: 0-1 A: 0-1				
12/26/18		W	95	87
2/23/19	@	L	107	112
2018-19 SEASON: 1-1 H: 1-0 A: 0-1				
12/20/19	@	L	107	114
1/17/20		W	113	109
2019-20 SEASON: 1-1 H: 1-0 A: 0-1				
1/7/21		L	90	94
1/11/21	@	W	101	91
2020-21 SEASON: 1-1 H: 0-1 A: 1-0				
10/20/21		W	132	121
1/4/22	@	W	110	106
2021-22 SEASON: 2-0 H: 1-0 A: 1-0				

* OT | ** 2OT | *** 3OT

INTRO

PLAYERS

EXECUTIVE

B-BALL OPS

BUSINESS OPS

MEDIA

HISTORY

PLAYOFFS

REVIEW

OPPONENTS

NBA

FEDERFORUM

AT A GLANCE



DALLAS MAVERICKS



WESTERN CONFERENCE SOUTHWEST DIVISION

Home Court: American Airlines Center – 19,200

Office: 2500 Victory Avenue, Dallas, TX 75219

Phone: (214) 747-6287

Website: mavs.com

SERIES

Overall: 32-72

Home: 18-34

Road: 14-38

LAST WIN/LOSS

	DATE	SCORE
Last Home Win	5/11/21	133-104
Last Home Loss	1/14/22	112-85
Last Road Win	12/4/21	97-90
Last Road Loss	1/23/22	104-91

LARGEST MARGINS

	DATE	MARGIN
Biggest Win	3/2/19	30
Worst Loss	1/25/01	37

2022-23 SCHEDULE

10/22/22	@ DAL	3/13/23	@ DAL
3/11/23	@ MEM	3/20/23	@ MEM

Governor: Mark Cuban

CEO: Cynt Marshall

President of Basketball Operations/General Manager: Nico Harrison

Head Coach: Jason Kidd

Assistant Coaches: Sean Sweeney, Jared Dudley, Greg St. Jean, Kristi Toliver, Darrell Armstrong, Quinton Crawford, Marko Milic, Peter Patton, God Shammgod

Assistant General Manager/Vice President of Basketball Operations: Michael Finley

Director of Player Health and Performance: Casey Smith

Director of Athletic Performance: Jeremy Holsoppe

Head Athletic Trainer: Dionne Calhoun

Communications: Scott Tomlin, Alan Rakowski, Kristen Deahl, Dave Maurer

Television: Bally Sports Southwest: Mark Followill, Derek Harper, Jeff "Skin" Wade

Radio (English): 97.1 FM The Freak (KEGL), Chuck Cooperstein, Brad Davis

Radio (Spanish): Zona MX 99.1 (KFZO), Victor Villalba

2021-22 SEASON SERIES STATISTICS

MEMPHIS VS. DALLAS

PLAYER	G-GS	MIN	FG-FGA	PCT	3FG-FGA	PCT	FT-FTA	PCT	OFF	DEF	TOT	AST	PF-DQ	STL	TO	BLK	PTS	AVG	HI
Morant	2-2	73	22-46	.478	1-7	.143	9-13	.692	7	11	18	14	5-0	3	15	0	54	27.0	35
Bane	3-3	96	24-50	.480	6-13	.462	5-5	1.000	2	15	17	5	7-0	3	4	2	59	19.7	29
Jackson	4-4	124	22-61	.361	5-23	.217	8-14	.571	6	18	24	3	16-0	3	8	3	57	14.3	26
Brooks	2-2	63	12-30	.400	1-7	.143	1-1	1.000	1	6	7	5	10-0	2	3	0	26	13.0	15
Anderson	1-0	19	4-10	.400	2-2	1.000	2-2	1.000	1	4	5	1	0-0	0	0	0	12	12.0	12
Melton	4-0	93	14-43	.326	6-19	.316	4-8	.500	4	12	16	9	11-0	9	7	3	38	9.5	13
Clarke	1-1	20	3-5	.600	2-2	1.000	1-1	1.000	0	1	1	1	1-0	1	2	9	9.0	9	
Williams	2-2	52	7-22	.318	2-14	.143	0-0	---	1	3	4	3	7-0	0	0	0	16	8.0	9
Adams	4-3	111	10-19	.526	0-0	---	8-17	.471	16	23	39	11	8-0	6	9	2	28	7.0	11
Jones	3-2	83	7-20	.350	0-7	.000	7-7	1.000	1	11	12	17	1-0	4	2	0	21	7.0	16
Tillie	3-0	49	5-9	.556	3-6	.500	0-0	---	0	3	3	3	4-0	5	2	1	13	4.3	7
Tillman	4-0	51	7-13	.538	0-2	.000	3-6	.500	5	7	12	4	7-0	3	9	2	17	4.3	6
Aldama	4-0	40	4-11	.364	0-3	.000	1-1	1.000	1	7	8	1	5-0	0	1	1	9	2.3	5
Culver	2-0	8	1-4	.250	0-1	.000	2-4	.500	1	0	1	0	0-0	1	2	0	4	2.0	4
Konchar	4-1	73	2-10	.200	1-5	.200	1-2	.500	7	9	16	4	5-0	1	1	1	6	1.5	4
Mathias	1-0	5	0-1	.000	0-0	.000	0-0	---	0	0	0	1	0-0	1	0	0	0	0.0	0
GRIZZLIES	4	960	144-354	.407	29-112	.259	52-81	.642	53	130	183	82	87-0	42	66	17	369	92.3	97

DALLAS VS. MEMPHIS

PLAYER	G-GS	MIN	FG-FGA	PCT	3FG-FGA	PCT	FT-FTA	PCT	OFF	DEF	TOT	AST	PF-DQ	STL	TO	BLK	PTS	AVG	HI
Doncic	3-3	106	35-66	.530	7-23	.304	13-18	.722	3	29	32	26	5-0	4	20	1	90	30.0	37
Porzingis	2-2	49	12-24	.500	4-13	.308	6-8	.750	2	10	12	3	11-1	1	1	6	34	17.0	19
Hardaway	4-0	106	19-50	.380	11-29	.379	14-20	.700	2	15	17	2	6-0	3	6	1	63	15.8	29
Brunson	4-3	134	20-50	.400	0-5	.000	13-17	.765	5	9	14	27	6-0	8	6	0	53	13.3	15
Finney-Smith	4-4	137	18-38	.474	7-18	.389	1-2	.500	7	15	22	13	10-0	6	5	3	44	11.0	14
M. Brown	1-0	12	1-4	.250	0-0	---	7-8	.875	4	3	7	0	2-0	1	0	2	9	9.0	9
Bullock	4-2	99	13-28	.464	7-20	.350	1-1	1.000	4	11	15	4	5-0	2	3	1	34	8.5	15
Chris	2-0	17	6-7	.857	1-2	.500	2-4	.500	1	5	6	1	2-0	0	1	0	15	7.5	15
Powell	4-3	98	11-19	.579	0-2	.000	4-6	.667	6	13	19	10	13-0	0	2	0	26	6.5	13
Kleber	4-3	101	6-17	.353	4-13	.308	3-5	.600	4	20	24	3	10-0	2	7	6	19	4.8	7
Burke	3-0	18	3-10	.300	2-6	.333	0-0	---	0	1	1	3	5-0	1	1	0	8	2.7	8
Green	3-0	35	4-8	.500	0-2	.000	0-0	---	0	2	2	2	5-0	2	1	0	8	2.7	4
Marjanovic	1-0	11	1-5	.200	0-1	.000	0-0	---	1	6	7	0	1-0	0	2	0	2	2.0	2
Ntilikina	2-0	16	1-3	.333	1-2	.500	0-0	---	1	1	2	0	0-0	2	3	0	3	1.5	3
S. Brown	2-0	21	1-5	.200	0-2	.000	0-0	---	1	2	3	1	3-0	1	1	0	2	1.0	2
Pinson	1-0	1	0-0	---	0-0	---	0-0	---	0	0	0	0	0-0	0	0	0	0	0.0	0
MAVERICKS	4	960	151-334	.452	44-138	.319	64-89	.719	41	142	183	95	84-1	33	67	20	410	102.5	112

OPPONENTS



ALL-TIME SERIES

DATE	@	W/L	GRIZZ	OPP	DATE	@	W/L	GRIZZ	OPP	DATE	@	W/L	GRIZZ	OPP
11/7/95	@	L	88	99	11/17/06		L	103	115	10/25/17	@	L	94	103
11/13/95		L	89	94	11/18/06	@	L	84	89	10/26/17		W	96	91
12/28/95 **	@	L	101	103	1/31/07		L	94	95	11/22/17		L	94	95
3/1/96		L	111	119	2/7/07	@	L	97	113	3/10/18	@	L	80	114
1995-96 SEASON: 0-4 H: 0-2 A: 0-2					2006-07 SEASON: 0-4 H: 0-2 A: 0-2					2017-18 SEASON: 1-3 H: 1-1 A: 0-2				
12/7/96	@	L	85	96	11/17/07	@	L	105	108	11/19/18		W	98	88
12/19/96		L	98	105	1/28/08		L	84	103	3/2/19	@	W	111	81
2/17/97		L	95	100	2/8/08	@	L	81	92	4/5/19	@	W	122	112
4/12/97	@	W	96	85	2/22/08		L	83	98	4/7/19 *		L	127	129
1996-97 SEASON: 1-3 H: 0-2 A: 1-1					2007-08 SEASON: 0-4 H: 0-2 A: 0-2					2018-19 SEASON: 3-1 H: 1-1 A: 2-0				
10/31/97		L	88	90	11/21/08	@	L	76	91	11/9/19		L	122	138
11/4/97	@	L	87	92	12/23/08	@	L	82	100	2/5/20	@	W	121	107
2/2/98	@	L	90	104	1/4/09		W	102	82	3/6/20	@	L	96	121
3/31/98		L	101	104	4/3/09		W	107	102	2019-20 SEASON: 1-2 H: 0-1 A: 1-1				
1997-98 SEASON: 0-4 H: 0-2 A: 0-2					2008-09 SEASON: 2-2 H: 2-0 A: 0-2					2020-21 SEASON: 1-2 H: 0-1 A: 1-1				
2/24/99		W	96	92	12/4/09		W	98	82	2/22/21	@	L	92	102
3/13/99	@	L	74	91	12/23/09	@	L	101	106	4/14/21		L	113	114
4/27/99	@	L	75	84	1/4/10		W	102	82	5/11/21		W	133	104
1998-99 SEASON: 1-2 H: 1-0 A: 0-2					3/31/10 *		L	102	106	2021-22 SEASON: 1-3 H: 0-2 A: 1-1				
12/7/99	@	W	104	95	4/7/10	@	L	84	110	12/4/21	@	W	97	90
2/6/00 *		L	99	103	2009-10 SEASON: 1-3 H: 1-1 A: 0-2					4/14/21		L	96	104
4/2/00		L	86	100	10/29/10	@	W	91	90	1/14/22		L	85	112
4/16/00	@	L	106	114	11/10/10		L	91	106	1/23/22	@	L	91	104
1999-00 SEASON: 1-3 H: 0-2 A: 1-1					1/15/11		W	89	70	* OT ** 2OT *** 3OT				
11/8/00	@	W	101	74	3/6/11	@	W	104	103					
11/18/00		L	88	91	2010-11 SEASON: 3-1 H: 1-1 A: 2-0									
1/25/01	@	L	83	120	2/29/12		W	96	85					
2/27/01		L	112	116	4/4/12	@	L	85	95					
2001-02 SEASON: 1-3 H: 0-2 A: 1-1					4/7/12		W	94	89					
11/4/01		L	85	94	2011-12 SEASON: 2-1 H: 2-0 A: 0-1									
1/17/02		L	97	108	12/21/12		W	92	82					
2/26/02	@	L	91	104	1/12/13	@	L	83	104					
3/23/02	@	L	100	111	2/27/13		W	90	84					
2002-03 SEASON: 0-4 H: 0-2 A: 0-2					4/15/13	@	W	103	97					
10/30/02		L	108	119	2012-13 SEASON: 3-1 H: 2-0 A: 1-1									
12/14/02	@	L	87	104	11/2/13	@	L	99	111					
2/14/03		L	103	110	12/18/13	@	L	91	105					
3/1/03	@	L	87	114	2/5/14		L	96	110					
2003-04 SEASON: 0-4 H: 0-2 A: 0-2					4/16/14 *		W	106	105					
11/15/03 *		W	108	101	2013-14 SEASON: 1-3 H: 1-1 A: 0-2									
12/27/03	@	L	98	104	12/9/14		W	114	105					
2/17/04		W	109	92	1/19/15		L	95	103					
4/13/04	@	L	103	110	1/27/15	@	W	109	90					
2004-05 SEASON: 0-4 H: 0-2 A: 0-2					3/20/15	@	W	112	101					
11/6/04	@	L	88	112	2014-15 SEASON: 3-1 H: 1-1 A: 2-0									
11/27/04		L	85	98	11/24/15		W	110	96					
4/1/05	@	L	89	110	12/18/15	@	L	88	97					
4/20/05		L	88	108	2/6/16 *		L	110	114					
2005-06 SEASON: 1-3 H: 0-2 A: 1-1					4/8/16	@	L	93	103					
11/26/05	@	W	112	92	2015-16 SEASON: 1-3 H: 1-1 A: 0-2									
12/9/05		L	83	90	11/18/16	@	W	80	64					
2/1/06		L	80	81	3/3/17	@	L	100	104					
2/23/06	@	L	87	97	3/31/17		W	99	90					
					4/12/17		L	93	100					
					2016-17 SEASON: 2-2 H: 1-1 A: 1-1									

INTRO

PLAYERS

EXECUTIVE

B-BALL OPS

BUSINESS OPS

MEDIA

HISTORY

PLAYOFFS

REVIEW

OPPONENTS

NBA

FEDEXFORUM

AT A GLANCE



DENVER NUGGETS



WESTERN CONFERENCE NORTHWEST DIVISION

Home Court: Ball Arena - 19,520
Office: 1000 Chopper Circle, Denver, CO 80204
Phone: (303) 405-1100
Website: nuggets.com

Owner: E. Stanley Kroenke

KSE Vice Chairman: Josh Kroenke

General Manager: Calvin Booth

Assistant General Manager: Tommy Balcetis

Head Coach: Michael Malone

Assistant Coaches: David Adelman, Ryan Saunders, Popeye Jones, Ryan Bowen, Charles Klask, John Beckett, Elvis Valcarcel, Ognjen Stojakovic

Vice President of Sports Medicine: Steve Short

Head Athletic Trainer: Dan Shimensky

Director of Performance/Head Strength & Conditioning Coach: Felipe Eichenberger

Communications: Nick O'Hayre, Cody Wise, Steven Blevins

Television: Altitude Sports & Entertainment, Chris Marlowe, Scott Hastings, Chris Dempsey, Vic Lombardi, Katy Winge

Radio: Altitude Radio Network (92.5 FM), Jason Kosmicki

SERIES

Overall: 39-60

Home: 29-21

Road: 10-39

LAST WIN/LOSS

	DATE	SCORE
Last Home Win	11/3/21	108-106
Last Home Loss	3/12/21	103-102
Last Road Win	1/21/22	122-118
Last Road Loss	4/7/22	122-109

LARGEST MARGINS

	DATE	MARGIN
Biggest Win	1/29/15	30
Worst Loss	1/3/15	29

2022-23 SCHEDULE

12/20/22 @ DEN

2/25/23 @ MEM

3/3/23 @ DEN

2021-22 SEASON SERIES STATISTICS

MEMPHIS VS. DENVER

PLAYER	G-GS	MIN	FG-FGA	PCT	3FG-FGA	PCT	FT-FTA	PCT	OFF	DEF	TOT	AST	PF-DQ	STL	TO	BLK	PTS	AVG	HI
Morant	3-3	105	35-64	.547	3-11	.273	9-17	.529	6	13	19	20	1-0	6	13	0	82	27.3	38
Jackson	4-4	100	23-47	.489	11-20	.550	6-12	.500	2	17	19	4	14-0	2	7	9	63	15.8	22
Bane	3-3	84	16-36	.444	6-14	.429	3-3	1.000	1	9	10	7	10-0	4	3	0	41	13.7	16
Melton	4-2	104	16-41	.390	7-21	.333	12-17	.706	2	18	20	10	6-0	2	4	3	51	12.8	21
Anderson	3-0	71	15-28	.536	4-9	.444	2-2	1.000	1	15	16	8	7-0	2	1	0	36	12.0	16
Brooks	1-1	26	6-15	.400	0-2	.000	0-0	---	0	1	1	2	4-0	1	2	1	12	12.0	12
Williams	4-1	91	16-35	.457	8-20	.400	5-6	.833	3	8	11	2	7-0	3	2	3	45	11.3	17
Jones	3-1	71	11-21	.524	7-12	.583	0-0	---	1	9	10	15	0-0	2	3	0	29	9.7	17
Clarke	2-0	36	7-11	.636	0-0	---	3-5	.600	4	3	7	1	4-0	0	1	3	17	8.5	11
Aldama	1-0	9	3-7	.429	0-2	.000	2-2	1.000	2	3	5	1	1-0	1	1	0	8	8.0	8
Culver	1-0	16	2-3	.667	2-2	1.000	0-0	---	0	4	4	2	5-0	2	3	0	6	6.0	6
Adams	4-4	119	9-18	.500	0-0	---	2-6	.333	7	22	29	13	8-0	6	5	2	20	5.0	8
Tillman	4-0	44	7-10	.700	0-0	---	5-6	.833	5	5	10	5	7-0	3	4	0	19	4.8	12
Konchar	4-1	80	4-12	.333	3-8	.375	3-4	.750	2	8	10	7	5-0	1	1	3	14	3.5	8
Pons	1-0	5	1-1	1.000	0-0	---	0-0	---	1	1	2	0	0-0	1	0	0	2	2.0	2
GRIZZLIES	4	960	171-349	.490	51-121	.421	52-80	.650	37	136	173	97	79-0	36	54	24	445	111.3	122

DENVER VS. MEMPHIS

PLAYER	G-GS	MIN	FG-FGA	PCT	3FG-FGA	PCT	FT-FTA	PCT	OFF	DEF	TOT	AST	PF-DQ	STL	TO	BLK	PTS	AVG	HI
Jokic	4-4	144	47-75	.627	7-18	.389	17-19	.895	9	36	45	30	10-0	8	8	6	118	29.5	35
Barton	4-4	137	27-58	.466	10-26	.385	9-10	.900	2	14	16	23	6-0	5	10	2	73	18.3	27
Gordon	4-4	129	21-39	.538	8-15	.533	12-14	.857	10	12	22	13	10-0	2	10	3	62	15.5	22
Forbes (TOT)	2-0	39	8-21	.381	3-7	.429	5-6	.833	1	3	4	2	6-0	0	2	0	24	12.0	15
Forbes (DEN)	1-0	19	4-13	.308	1-3	.333	0-0	---	1	0	1	1	4-0	0	0	0	9	9.0	9
Morris	4-4	113	19-46	.413	6-16	.375	2-2	1.000	4	7	11	15	6-0	1	6	0	46	11.5	17
Porter	2-2	71	10-21	.476	0-6	.000	2-5	.400	2	17	19	3	1-0	2	3	1	22	11.0	12
Rivers	1-0	25	3-5	.600	0-2	.000	3-4	.750	0	1	1	0	2-0	1	0	0	9	9.0	9
Hyland	4-0	69	12-29	.414	7-17	.412	2-2	1.000	1	7	8	12	5-0	4	5	0	33	8.3	16
Nnaji	1-0	12	1-2	.500	1-2	.500	5-6	.833	0	1	1	0	4-0	0	1	0	8	8.0	8
Ja. Green	4-2	87	11-25	.440	0-3	.000	8-10	.800	0	17	17	5	10-1	0	4	3	30	7.5	15
Ja. Green	3-0	43	8-15	.533	1-4	.250	2-2	1.000	5	8	13	1	5-0	1	3	1	19	6.3	9
Dozier	2-0	38	3-10	.300	1-6	.167	0-0	---	0	1	1	3	2-0	2	0	2	7	3.5	7
Reed	1-0	14	1-1	1.000	0-0	---	0-0	---	0	4	4	2	2-0	0	0	1	2	2.0	2
Campazzo	4-0	53	2-8	.250	0-6	.000	0-0	---	1	4	5	4	5-0	2	1	4	1.0	2.0	2
Cousins (TOT)	1-0	4	0-1	.000	0-1	.000	1-2	.500	0	0	0	0	0-0	0	0	0	1	1.0	1
Cousins (DEN)	1-0	4	0-1	.000	0-1	.000	1-2	.500	0	0	0	0	0-0	0	0	0	1	1.0	1
Howard	1-0	3	0-2	.000	0-2	.000	0-0	---	0	0	0	0	1-0	0	1	0	0	0.0	0
NUGGETS	4	960	169-350	.483	42-127	.331	63-76	.829	35	129	164	112	73-1	28	56	20	443	110.8	122

OPPONENTS



ALL-TIME SERIES

DATE	@	W/L	GRIZZ	OPP	DATE	@	W/L	GRIZZ	OPP	DATE	@	W/L	GRIZZ	OPP
1/10/96		L	85	91	11/28/06	@	W	108	96	11/24/17	@	L	92	104
3/2/96	@	L	82	108	1/22/07	@	L	98	115	1/21/18	@	L	78	87
3/28/96	L	88	92		2/26/07	L	107	111	3/2/18	L	L	102	108	
4/19/96	@	W	92	78	4/14/07	W	133	118	3/17/18	W	W	101	94	
1995-96 SEASON: 1-3 H: 0-2 A: 1-1					2006-07 SEASON: 2-2 H: 1-1 A: 1-1					2017-18 SEASON: 1-3 H: 1-1 A: 0-2				
12/20/96	@	L	93	108	1/30/08	L	102	106	11/7/18	W	W	89	87	
1/22/97	@	L	84	94	3/12/08	@	L	86	108	12/10/18	@	L	99	105
1/25/97	L	82	83		3/24/08	L	106	120	1/28/19	L	L	92	95	
3/21/97	W	108	101		4/16/08	@	L	111	120	2018-19 SEASON: 1-2 H: 1-1 A: 0-1				
1996-97 SEASON: 1-3 H: 1-1 A: 0-2					2007-08 SEASON: 0-4 H: 0-2 A: 0-2					11/17/19				
11/18/97	@	W	100	87	11/9/08	@	L	90	100	12/28/19	@	L	110	119
11/21/97	W	99	96		1/27/09	L	85	100	1/28/20	W	W	104	96	
1/20/98	W	88	77		3/18/09	L	109	111	2019-20 SEASON: 1-2 H: 1-1 A: 0-1					
3/12/98	@	L	93	98	2008-09 SEASON: 0-3 H: 0-2 A: 0-1					3/12/21				
1997-98 SEASON: 3-1 H: 2-0 A: 1-1					11/1/09	@	L	123	133	4/19/21 **	@	L	137	139
2/28/99	@	L	112	116	12/20/09	W	102	96	4/26/21	@	L	96	120	
3/15/99	@	L	84	110	3/13/10	L	108	125	2020-21 SEASON: 0-3 H: 0-1 A: 0-2					
3/30/99	W	101	87		4/12/10	@	L	101	123	11/1/21				
4/7/99	L	84	87		2009-10 SEASON: 1-3 H: 1-1 A: 0-2					11/3/21				
1998-99 SEASON: 1-3 H: 1-1 A: 0-2					12/5/10	@	L	107	108	1/21/22	@	W	122	118
11/6/99	W	109	94		2/13/11	W	116	108	4/7/22	@	L	109	122	
12/23/99	W	93	91		2/22/11	@	L	107	120	2021-22 SEASON: 3-1 H: 2-0 A: 1-1				
12/26/99	@	L	86	109	2010-11 SEASON: 1-2 H: 1-0 A: 0-2					* OT ** 2OT *** 3OT				
1/24/00	@	L	98	110	1/31/12 *	W	100	97						
1999-00 SEASON: 2-2 H: 2-0 A: 0-2					2/17/12	W	103	102						
11/20/00	L	92	95		3/11/12	@	W	94	91					
1/9/01	L	105	112		2011-12 SEASON: 3-0 H: 2-0 A: 1-0									
1/17/01	L	97	121		11/19/12	L	92	97						
4/7/01	L	97	98		12/14/12	@	L	94	99					
2000-01 SEASON: 0-4 H: 0-2 A: 0-2					12/29/12	W	81	72						
12/13/01	@	L	86	89	3/15/13	@	L	80	87					
2/14/02	L	85	100		2012-13 SEASON: 1-3 H: 1-1 A: 0-2									
3/1/02	@	L	83	96	12/28/13	W	120	99						
4/9/02	W	97	86		1/3/14	@	L	108	111					
2001-02 SEASON: 1-3 H: 1-1 A: 0-2					3/31/14	@	W	94	92					
11/9/02	@	L	73	84	4/4/14	W	100	92						
12/11/02	W	96	93		2013-14 SEASON: 3-1 H: 2-0 A: 1-1									
2/2/03	@	L	78	93	1/3/15	@	L	85	114					
3/5/03	W	96	86		1/29/15	W	99	69						
2002-03 SEASON: 2-2 H: 2-0 A: 0-2					3/16/15	W	92	81						
12/22/03	@	L	99	106	2014-15 SEASON: 2-1 H: 2-0 A: 0-1									
1/25/04	W	106	88		1/8/16	W	91	84						
2/9/04	@	L	83	86	1/21/16	@	W	102	101					
2/23/04	W	109	106		2/29/16	@	W	103	96					
2003-04 SEASON: 2-2 H: 2-0 A: 2-0					3/30/16	L	105	109						
1/21/05	@	L	82	92	2015-16 SEASON: 3-1 H: 1-1 A: 2-0									
2/25/05 *	L	94	97		11/8/16	W	108	107						
4/5/05	L	91	94		2/1/17	@	W	119	99					
4/15/05	@	L	102	111	2/26/17	@	W	105	98					
2004-05 SEASON: 0-4 H: 0-2 A: 0-2					2016-17 SEASON: 3-0 H: 1-0 A: 2-0									
11/20/05	@	L	83	99										
3/6/06	@	L	101	115										
3/17/06	W	116	102											
2005-06 SEASON: 1-2 H: 1-0 A: 0-2														

INTRO
PLAYERS
EXECUTIVE
B-BALL OPS
BUSINESS OPS
MEDIA
HISTORY
PLAYOFFS
REVIEW
OPPONENTS
NBA
FEDERFORUM
AT A GLANCE



DETROIT PISTONS



EASTERN CONFERENCE CENTRAL DIVISION

Home Court: Little Caesars Arena – 20,332
Office: 6201 Second Avenue, Detroit, MI 48202
Phone: (313) 747-8667
Website: pistons.com

Owner: Tom Gores

Vice Chairman: Arn Tellem

General Manager: Troy Weaver

Associate General Manager: George David

Assistant General Managers: Josh Bartelstein, Rob Murphy, Tony Leotti

Head Coach: Dwane Casey

Assistant Coaches: Rex Kalamian, Jerome Allen, Jim Moran, Bill Bayno

Sr. Advisor/Player Development: John Beilein

Sr. Director, Medical: Sebastien Poirier

Head Athletic Trainer: Rachel Cutts

Head Strength & Conditioning Coach: Jordan Sabourin

Communications: Kevin Grigg, Cletus Lewis, Josh Schur, Clark Williams

Television: Bally Sports Detroit, George Blaha, Greg Kelsner

Radio: 97.1 The Ticket, Mark Champion, Rich Mahorn, George Blaha

SERIES

Overall: 25-27

Home: 13-13

Road: 12-14

LAST WIN/LOSS

	DATE	SCORE
Last Home Win	1/6/22	118-88
Last Home Loss	1/2/19	101-94
Last Road Win	2/10/22	132-107
Last Road Loss	5/6/21	111-97

LARGEST MARGINS

	DATE	MARGIN
Biggest Win	1/6/22	30
Worst Loss	12/21/07	27

2022-23 SCHEDULE

12/4/22	@ DET
12/9/22	@ MEM

2021-22 SEASON SERIES STATISTICS

MEMPHIS VS. DETROIT

PLAYER	G-GS	MIN	FG-FGA	PCT	3FG-FGA	PCT	FT-FTA	PCT	OFF	DEF	TOT	AST	PF-DQ	STL	TO	BLK	PTS	AVG	HI
Morant	2-2	55	17-36	.472	2-11	.182	9-11	.818	3	10	13	12	2-0	1	7	1	45	22.5	23
Bane	1-1	28	7-11	.636	3-4	.750	5-6	.833	0	6	6	2	3-0	0	1	0	22	22.0	22
Brooks	1-1	25	8-17	.471	1-4	.250	1-1	1.000	2	1	3	5	1-0	3	1	2	18	18.0	18
Anderson	1-0	26	6-11	.545	0-1	---	1-2	.500	3	8	11	2	5-0	1	2	1	13	13.0	13
Clarke	2-0	41	9-17	.529	0-0	---	7-12	.583	6	7	13	5	7-0	1	4	2	25	12.5	14
Jackson	2-2	51	7-22	.318	3-7	.429	6-6	1.000	3	9	12	2	6-0	1	5	2	23	11.5	12
Williams	2-2	47	8-12	.667	4-6	.667	2-2	1.000	0	1	1	2	2-0	2	2	0	22	11.0	14
Adams	2-2	48	6-11	.545	0-0	---	6-15	.400	12	16	28	9	2-0	0	2	2	18	9.0	16
Melton	2-0	44	6-19	.316	5-14	.357	1-1	1.000	2	10	12	10	3-0	2	4	2	18	9.0	14
Jones	2-0	37	7-13	.538	2-3	.667	0-0	---	0	4	4	9	1-0	2	1	0	16	8.0	14
Aldama	1-0	18	2-4	.500	0-2	.000	3-5	.600	1	2	3	1	3-0	0	1	0	7	7.0	7
Mathias	1-0	3	2-2	1.000	2-2	1.000	0-0	---	0	2	2	0	1-0	0	0	0	6	6.0	6
Tillie	1-0	19	2-6	.333	1-4	.250	0-0	---	3	2	5	0	2-0	1	0	0	5	5.0	5
Culver	2-0	10	3-6	.500	1-2	.500	0-0	---	1	1	2	2	1-0	0	0	0	7	3.5	5
Konchar	1-0	20	1-2	.500	1-2	.500	0-0	---	0	4	4	1	2-0	0	0	1	3	3.0	3
Jeffries	1-0	4	1-1	1.000	0-0	---	0-0	---	0	1	1	0	0-0	0	0	0	2	2.0	2
Teske	1-0	3	0-0	---	0-0	---	0-0	---	0	1	1	1	0-0	0	0	0	0	0.0	0
GRIZZLIES	2	480	92-190	.484	25-62	.403	41-61	.672	36	85	121	63	41-0	14	32	13	250	125.0	132

DETROIT VS. MEMPHIS

PLAYER	G-GS	MIN	FG-FGA	PCT	3FG-FGA	PCT	FT-FTA	PCT	OFF	DEF	TOT	AST	PF-DQ	STL	TO	BLK	PTS	AVG	HI
Grant	1-1	29	7-13	.538	0-4	.000	6-7	.857	0	4	4	4	3-0	1	3	2	20	20.0	20
H. Diallo	2-2	57	12-25	.480	1-7	.143	4-6	.667	4	12	16	4	4-0	0	1	1	29	14.5	17
Lee	1-0	16	4-7	.571	2-2	1.000	4-4	1.000	0	2	2	5	0-0	2	3	0	14	14.0	14
Cunningham	1-1	31	5-19	.263	2-10	.200	0-0	---	1	4	5	6	2-0	0	1	0	12	12.0	12
F. Jackson	1-0	29	3-13	.231	1-7	.143	5-6	.833	0	1	1	1	3-0	2	0	0	12	12.0	12
Bey	2-2	68	8-25	.320	4-16	.250	0-1	.000	1	9	10	3	1-0	2	0	0	20	10.0	17
Lyles	1-0	26	3-8	.375	1-5	.200	3-4	.750	1	5	6	1	3-0	1	1	0	10	10.0	10
Olynyk	1-0	21	3-9	.333	0-4	.000	3-3	1.000	2	5	7	2	1-0	0	1	0	9	9.0	9
J. Jackson	1-0	16	4-11	.364	0-4	.000	0-0	---	0	2	2	0	1-0	1	1	0	8	8.0	8
McGruder	2-0	41	7-14	.500	2-5	.400	0-0	---	2	1	3	1	3-0	1	1	1	16	8.0	9
Stewart	2-2	38	8-13	.615	0-0	---	0-0	---	6	4	10	2	8-0	1	0	4	16	8.0	10
Garza	2-0	28	6-14	.429	2-5	.400	1-1	1.000	3	4	7	3	3-0	0	1	0	15	7.5	8
Bagley (TOT)	2-0	29	2-7	.286	1-3	.333	3-4	.750	1	6	7	1	2-0	1	0	0	8	4.0	5
Joseph	1-1	31	2-8	.250	0-2	.000	0-0	---	0	2	2	9	4-0	0	0	1	4	4.0	4
Hayes	2-1	43	2-12	.167	1-7	.143	2-2	1.000	0	4	4	6	7-1	0	7	1	7	3.5	5
Robinson (TOT)	2-0	16	1-3	.333	1-1	1.000	0-0	---	0	0	0	4	0-0	0	1	0	3	1.5	3
Robinson (DET)	1-0	8	1-2	.500	1-1	1.000	0-0	---	0	0	0	3	0-0	0	0	0	3	3.0	3
PISTONS	2	480	75-193	.389	17-79	.215	28-34	.824	20	59	79	50	43-1	11	23	10	195	97.5	107

OPPONENTS



ALL-TIME SERIES

DATE	@	W/L	GRIZZ	OPP
12/7/95		L	84	93
3/26/96	@	L	75	86
1995-96 SEASON: 0-2 H: 0-1 A: 0-1				
11/27/96	@	L	78	87
1/15/97		L	79	103
1996-97 SEASON: 0-2 H: 0-1 A: 0-1				
11/9/97 *		W	104	96
11/30/97	@	W	97	95
1997-98 SEASON: 2-0 H: 1-0 A: 1-0				
NO GAMES				
1998-99 SEASON: 0-0 H: 0-0 A: 0-0				
3/10/00	@	L	97	111
3/19/00		L	99	101
1999-00 SEASON: 0-2 H: 0-1 A: 0-1				
11/24/00	@	L	96	118
12/5/00		W	91	83
2000-01 SEASON: 1-1 H: 1-0 A: 0-1				
11/1/01		L	80	90
11/24/01	@	L	84	91
2001-02 SEASON: 0-2 H: 0-1 A: 0-1				
11/1/02	@	L	86	109
4/13/03 **		L	107	110
2002-03 SEASON: 0-2 H: 0-1 A: 0-1				
11/19/03		L	92	99
1/31/04	@	L	78	80
2003-04 SEASON: 0-2 H: 0-1 A: 0-1				
12/11/04		W	72	68
1/6/05	@	W	101	79
2004-05 SEASON: 2-0 H: 1-0 A: 1-0				
12/19/05 **		L	104	106
1/27/06	@	L	89	95
2005-06 SEASON: 0-2 H: 0-1 A: 0-1				
11/4/06	@	L	86	95
3/3/07		L	89	92
2006-07 SEASON: 0-2 H: 0-1 A: 0-1				
12/11/07		L	103	113
12/21/07	@	L	67	94
2007-08 SEASON: 0-2 H: 0-1 A: 0-1				
1/19/09		L	79	87
3/15/09	@	W	89	84
2008-09 SEASON: 1-1 H: 0-1 A: 1-0				

DATE	@	W/L	GRIZZ	OPP
10/28/09		L	74	96
1/27/10	@	W	99	93
2009-10 SEASON: 1-1 H: 0-1 A: 1-0				
11/24/10		W	105	84
1/12/11	@	W	107	99
2010-11 SEASON: 2-0 H: 1-0 A: 1-0				
1/20/12	@	W	98	81
3/3/12		W	100	83
2011-12 SEASON: 2-0 H: 1-0 A: 1-0				
11/30/12		W	90	78
2/19/13	@	W	105	91
2012-13 SEASON: 2-0 H: 1-0 A: 1-0				
11/1/13 *		W	111	108
1/5/14	@	W	112	84
2013-14 SEASON: 2-0 H: 1-0 A: 1-0				
11/15/14		W	95	88
3/17/15	@	L	95	105
2014-15 SEASON: 1-1 H: 1-0 A: 0-1				
12/9/15	@	W	93	92
1/14/16		W	103	101
2015-16 SEASON: 2-0 H: 1-0 A: 1-0				
12/21/16	@	W	98	86
4/9/17		L	90	103
2016-17 SEASON: 1-1 H: 0-1 A: 0-1				
2/1/18	@	L	102	104
4/8/18		W	130	117
2017-18 SEASON: 1-1 H: 1-0 A: 0-1				
1/2/19		L	94	101
4/9/19	@	L	93	100
2018-19 SEASON: 0-2 H: 0-1 A: 0-1				
1/24/20	@	W	125	112
2/3/20		W	96	82
2019-20 SEASON: 2-0 H: 1-0 A: 1-0				
2/19/21		W	109	95
5/6/21	@	L	97	111
2020-21 SEASON: 1-1 H: 1-0 A: 0-1				
1/6/22		W	118	88
2/10/22	@	W	132	107
2021-22 SEASON: 2-0 H: 1-0 A: 1-0				

* OT | ** 2OT | *** 3OT

INTRO

PLAYERS

EXECUTIVE

B-BALL OPS

BUSINESS OPS

MEDIA

HISTORY

PLAYOFFS

REVIEW

OPPONENTS

NBA

FEDERFORUM

AT A GLANCE



GOLDEN STATE WARRIORS



WESTERN CONFERENCE PACIFIC DIVISION

Home Court: Chase Center – 18,064
Office: 1 Warriors Way, San Francisco, CA 94158
Phone: (415) 388-0100
Website: warriors.com

Co-Executive Chairman & CEO: Joe Lacob
Co-Executive Chairman: Peter Guber
President & Chief Operating Officer: Brandon Schneider
President of Basketball Operations/General Manager: Bob Myers
Executive Vice President, Basketball Operations: Kirk Lacob

Head Coach: Steve Kerr
Assistant Coaches: Ron Adams, Kenny Atkinson, Chris DeMarco, Bruce Fraser, Jama Mahlalela, DeJan Milojevic

VP, Player Health and Performance: Dr. Rick Celebrini

Director, Medical Services: Drew Yoder

Communications: Raymond Ridder, Brett Winkler, Michael Ravina, Darryl Arata, Cole Lawrence

Television: NBC Sports Bay Area, Bob Fitzgerald, Kelenna Azubuike

Radio: KGMZ-FM (95.7 The Game), Tim Roye, Jim Barnett, Tom Tolbert

SERIES

Overall: 48-51
Home: 29-22 **Road:** 19-29

LAST WIN/LOSS

	DATE	SCORE
Last Home Win	3/28/22	123-95
Last Home Loss	3/19/21	116-103
Last Road Win	10/28/21	104-101
Last Road Loss	12/23/21	113-104

LARGEST MARGINS

	DATE	MARGIN
Biggest Win	11/12/04	29
Worst Loss	11/2/15	50

2022-23 SCHEDULE

12/25/22	@ GSW	3/9/23	@ MEM
1/25/23	@ GSW	3/18/23	@ MEM

2021-22 SEASON SERIES STATISTICS

MEMPHIS VS. GOLDEN STATE

PLAYER	G-GS	MIN	FG-FGA	PCT	3FG-FGA	PCT	FT-FTA	PCT	OFF	DEF	TOT	AST	PF-DQ	STL	TO	BLK	PTS	AVG	HI
Morant	3-3	110	28-60	.467	3-16	.188	21-24	.875	0	15	15	19	2-0	5	10	2	80	26.7	30
Brooks	2-2	57	15-30	.500	2-5	.400	2-4	.500	1	2	3	2	8-0	3	4	0	34	17.0	21
Bane	4-4	127	21-56	.375	16-32	.500	6-8	.750	2	11	13	10	7-0	4	7	1	64	16.0	22
Jackson	3-3	83	16-41	.390	5-17	.294	11-13	.846	7	17	24	3	11-0	5	7	5	48	16.0	20
Clarke	2-0	51	9-18	.500	0-1	.000	8-12	.667	5	8	13	3	6-0	1	2	3	26	13.0	14
Melton	4-1	93	20-42	.476	7-22	.318	3-4	.750	3	19	22	8	12-0	7	8	4	50	12.5	21
Williams	3-1	75	10-26	.385	4-18	.222	5-6	.833	1	5	6	7	6-0	2	2	2	29	9.7	17
Anderson	4-2	98	15-28	.536	2-5	.400	5-5	1.000	6	17	23	8	7-0	3	6	5	37	9.3	13
Jones	4-1	83	12-27	.444	6-12	.500	1-2	.500	1	13	14	19	1-0	5	1	0	31	7.8	17
Adams	3-3	65	7-13	.538	0-0	---	6-7	.857	8	13	21	6	5-0	4	3	2	20	6.7	12
Tillman	4-0	83	8-28	.286	0-6	.000	3-4	.750	11	16	27	7	4-0	4	1	2	19	4.8	8
Culver	1-0	8	1-4	.250	0-1	.000	2-2	1.000	1	2	3	0	4-0	2	2	0	4	4.0	4
Konchar	4-0	52	2-6	.333	1-3	.333	0-0	---	2	8	10	7	0-0	4	1	0	5	1.3	3
GRIZZLIES	4	985	164-379	.433	46-138	.333	73-91	.802	48	146	194	99	73-0	49	56	26	447	111.8	123

GOLDEN STATE VS. MEMPHIS

PLAYER	G-GS	MIN	FG-FGA	PCT	3FG-FGA	PCT	FT-FTA	PCT	OFF	DEF	TOT	AST	PF-DQ	STL	TO	BLK	PTS	AVG	HI
Curry	3-3	117	32-72	.444	17-43	.395	28-29	.966	2	19	21	22	6-0	5	11	0	109	36.3	46
Poole	3-2	74	14-37	.378	4-14	.286	14-14	1.000	0	8	8	8	3-0	1	8	2	46	15.3	25
Thompson	1-1	20	5-13	.385	2-5	.400	2-2	1.000	0	3	3	3	1-0	0	3	1	14	14.0	14
Wiggins	3-3	100	17-42	.405	4-15	.267	1-2	.500	2	12	14	5	6-0	2	9	1	39	13.0	16
Kuminga	2-1	46	6-15	.400	2-5	.400	7-10	.700	1	8	9	4	1-0	1	4	2	21	10.5	15
Payton	4-2	79	16-25	.640	5-9	.556	0-2	.000	3	8	11	2	12-0	3	1	2	37	9.3	22
Porter	3-1	78	9-16	.563	5-9	.556	2-4	.500	4	14	18	6	2-0	2	1	4	25	8.3	9
Lee	3-0	61	7-17	.412	5-11	.455	4-4	1.000	0	7	7	3	3-0	0	2	0	23	7.7	14
Moody	3-0	45	9-18	.500	3-9	.333	1-2	.500	0	5	5	2	5-0	3	1	2	22	7.3	18
Bjelica	4-0	66	9-23	.391	6-12	.500	1-4	.250	2	17	19	6	4-0	1	2	2	25	6.3	9
Green	2-2	71	6-13	.462	0-3	.000	0-0	---	1	16	17	16	6-0	5	10	8	12	6.0	8
Looney	4-4	68	7-12	.583	0-0	---	4-4	1.000	5	13	18	5	14-0	1	3	1	18	4.5	6
Chiozza	2-0	37	2-10	.200	1-4	.250	1-2	.500	1	2	3	4	4-0	2	6	0	6	3.0	6
Toscano-Anderson	4-1	61	5-12	.417	0-2	.000	2-2	1.000	1	6	7	10	7-0	3	9	1	12	3.0	6
Iguodala	3-0	62	3-10	.300	1-4	.250	1-4	.250	4	8	12	6	8-0	2	1	2	8	2.7	6
WARRIORS	4	985	147-335	.439	55-145	.379	68-85	.800	26	146	172	102	82-0	31	76	28	417	104.3	113

OPPONENTS

GOLDEN STATE WARRIORS



ALL-TIME SERIES

DATE	@	W/L	GRIZZ	OPP
12/16/95		L	85	116
1/9/96	@	L	103	109
1/12/96		L	95	104
3/5/96	@	L	78	110
1995-96 SEASON: 0-4 H: 0-2 A: 0-2				
11/3/96		L	95	105
1/8/97	@	W	109	95
1/9/97		L	86	102
1/27/97	@	L	97	122
1996-97 SEASON: 1-3 H: 0-2 A: 1-1				
12/12/97		W	95	88
1/23/98	@	W	88	80
1/24/98		W	107	96
4/18/98	@	L	100	112
1997-98 SEASON: 3-1 H: 2-0 A: 1-1				
3/9/99	@	L	82	92
4/18/99		L	85	90
5/3/99		L	83	91
1998-99 SEASON: 0-3 H: 0-2 A: 0-1				
11/12/99		L	93	103
2/2/00	@	L	95	101
3/21/00		W	98	82
4/11/00	@	L	97	109
1999-00 SEASON: 1-3 H: 1-1 A: 0-2				
12/30/00		L	101	102
2/15/01		W	99	89
2/16/01	@	W	92	79
4/18/01	@	W	95	81
2000-01 SEASON: 3-1 H: 1-1 A: 2-0				
11/12/01		L	79	86
12/15/01	@	L	84	93
1/23/02	@	L	95	107
3/30/02		W	105	99
2001-02 SEASON: 1-3 H: 1-1 A: 0-2				
11/11/02		L	101	108
12/16/02		W	104	91
1/13/03	@	W	110	108
2/3/03	@	L	91	101
2002-03 SEASON: 2-2 H: 1-1 A: 1-1				
1/12/04*	@	W	115	113
2/2/04		W	106	101
2/25/04		L	92	99
3/7/04	@	W	95	85
2003-04 SEASON: 3-1 H: 1-1 A: 2-0				
11/12/04		W	96	67
11/20/04	@	W	100	87
12/22/04	@	L	99	109
3/1/05		W	99	97
2004-05 SEASON: 3-1 H: 2-0 A: 1-1				
1/3/06		W	104	94
2/13/06	@	W	81	79
4/4/06		W	100	75
2005-06 SEASON: 3-0 H: 2-0 A: 1-0				

DATE	@	W/L	GRIZZ	OPP
1/3/07		W	144	135
2/21/07*	@	L	115	118
4/1/07	@	L	117	122
4/6/07		L	104	116
2006-07 SEASON: 1-3 H: 1-1 A: 0-2				
12/17/07		L	117	125
1/11/08	@	L	104	116
3/15/08	@	L	107	110
4/4/08		L	86	117
2007-08 SEASON: 0-4 H: 0-2 A: 0-2				
11/3/08		W	90	79
11/7/08	@	W	109	104
3/30/09	@	W	114	109
2008-09 SEASON: 3-0 H: 1-0 A: 2-0				
11/4/09	@	L	105	113
12/22/09		W	121	108
3/20/10		W	123	107
3/24/10	@	L	110	128
2009-10 SEASON: 2-2 H: 2-0 A: 0-2				
11/3/10	@	L	109	115
11/26/10		W	116	111
3/30/11		W	110	91
2010-11 SEASON: 2-1 H: 2-0 A: 1-1				
1/23/12	@	W	91	90
2/18/12		W	104	103
3/7/12	@	W	110	92
4/3/12		W	98	94
2011-12 SEASON: 4-0 H: 2-0 A: 2-0				
11/2/12	@	W	104	94
1/9/13	@	W	94	87
2/8/13		W	99	93
2012-13 SEASON: 3-0 H: 1-0 A: 2-0				
11/9/13		W	108	90
11/20/13*	@	W	88	81
12/7/13		L	82	108
3/28/14	@	L	93	100
2013-14 SEASON: 2-2 H: 1-1 A: 1-1				
12/16/14		W	105	98
3/27/15		L	84	107
4/13/15	@	L	107	111
2014-15 SEASON: 1-2 H: 1-1 A: 0-1				
11/2/15	@	L	69	119
11/11/15		L	84	100
4/9/16		L	99	100
4/13/16	@	L	104	125
2015-16 SEASON: 0-4 H: 0-2 A: 0-2				
12/10/16		W	110	89
1/6/17*	@	W	128	119
2/10/17		L	107	122
3/26/17	@	L	94	106
2016-17 SEASON: 2-2 H: 1-1 A: 1-1				

DATE	@	W/L	GRIZZ	OPP
10/21/17		W	111	101
12/20/17	@	L	84	97
12/30/17	@	L	128	141
2017-18 SEASON: 1-2 H: 1-0 A: 0-2				
11/5/18	@	L	101	117
12/17/18	@	L	93	110
3/27/19		L	103	118
4/10/19		W	132	117
2018-19 SEASON: 1-3 H: 1-1 A: 0-2				
11/19/19		L	95	114
12/9/19	@	W	110	102
1/12/20		W	122	102
2019-20 SEASON: 2-1 H: 1-0 A: 1-0				
3/19/21		L	103	116
3/20/21		W	111	103
5/16/21	@	L	101	113
2020-21 SEASON: 1-2 H: 1-1 A: 0-1				
10/28/21*	@	W	104	101
12/23/21	@	L	104	113
1/11/22		W	116	108
3/28/22		W	123	95
2021-22 SEASON: 3-1 H: 2-0 A: 1-1				

* OT | ** 2OT | *** 3OT

INTRO
PLAYERS
EXECUTIVE
B-BALL OPS
BUSINESS OPS
MEDIA
HISTORY
PLAYOFFS
REVIEW
OPPONENTS
NBA
FEDEXFORUM
AT A GLANCE



HOUSTON ROCKETS



WESTERN CONFERENCE SOUTHWEST DIVISION

Home Court: Toyota Center – 18,055
Office: 1510 Polk Street, Houston, TX 77002
Phone: (713) 758-7200
Website: rockets.com

Owner: Tilman J. Fertitta

President of Business Operations: Gretchen SeIRR

General Manager: Rafael Stone

Executive Vice President of Basketball Operations: Eli Witus

Senior Vice President of Basketball Operations: Keith Jones

Head Coach: Stephen Silas

Assistant Coaches: John Lucas, Lionel Hollins, Mike Batiste, Mahmoud Abdelfattah, Rick Higgins, Will Dunn

Head Athletic Trainer: Jason Biles

Director of Athletic Performance: Willie Cruz

Communications: Tracey Hughes, Sean McCloskey, Tomorrow Huff

Television: AT&T SportsNet, Craig Ackerman, Ryan Hollins

Radio: KBME 790 AM and KTRH 740 AM, Matt Thomas

SERIES

Overall: 42-64

Home: 28-25

Road: 14-39

LAST WIN/LOSS

	DATE	SCORE
Last Home Win	12/11/21	113-106
Last Home Loss	2/4/21	115-103
Last Road Win	3/20/22	122-98
Last Road Loss	3/6/22	123-112

LARGEST MARGINS

	DATE	MARGIN
Biggest Win	2/28/21	49
Worst Loss	3/14/16	49

2022-23 SCHEDULE

10/21/22	@ HOU	3/22/23	@ MEM
3/1/23	@ HOU	3/24/23	@ MEM

2021-22 SEASON SERIES STATISTICS

MEMPHIS VS. HOUSTON

PLAYER	G-GS	MIN	FG-FGA	PCT	3FG-FGA	PCT	FT-FTA	PCT	OFF	DEF	TOT	AST	PF-DQ	STL	TO	BLK	PTS	AVG	HI
Morant	2-2	60	16-35	.457	4-9	.444	8-8	1.000	2	8	10	12	5-0	3	6	1	44	22.0	22
Bane	4-4	124	30-62	.484	11-29	.379	12-12	1.000	0	16	16	15	11-0	7	5	1	83	20.8	28
Brooks	3-3	81	21-49	.429	5-13	.385	14-16	.875	1	5	6	6	9-0	5	4	0	61	20.3	25
Jackson	3-3	58	15-31	.484	5-12	.417	6-6	1.000	1	14	15	3	11-0	4	6	6	41	13.7	18
Tillie	1-0	17	4-6	.667	3-5	.600	1-2	.500	1	2	3	2	2-0	1	0	0	12	12.0	12
Jones	4-2	98	18-38	.474	5-12	.417	2-2	1.000	1	10	11	23	2-0	7	1	0	43	10.8	13
Anderson	4-1	87	15-29	.517	4-10	.400	7-18	.389	3	20	23	8	9-0	6	5	4	41	10.3	16
Adams	4-4	103	14-22	.636	0-0	---	8-15	.533	14	21	35	15	10-0	4	5	3	36	9.0	23
Merrill	1-0	9	3-6	.500	2-5	.400	1-1	1.000	1	1	2	0	0-0	0	0	0	9	9.0	9
Clarke	3-0	67	11-17	.647	0-1	.000	4-5	.800	4	7	11	6	9-0	3	2	5	26	8.7	12
Melton	4-0	80	12-27	.444	5-15	.333	1-2	.500	0	13	13	7	9-0	6	9	1	30	7.5	16
Williams	3-1	58	8-19	.421	2-11	.182	1-1	1.000	0	7	7	2	8-0	1	1	2	19	6.3	14
Tillman	3-0	37	4-6	.667	0-1	.000	5-9	.556	4	8	12	3	6-0	1	1	2	13	4.3	9
Culver	3-0	22	4-6	.667	1-2	.500	1-3	.333	0	1	1	2	1-0	1	1	0	10	3.3	6
Aldama	2-0	10	3-3	1.000	0-0	---	0-0	---	2	1	3	2	1-0	0	0	0	6	3.0	4
Konchar	4-0	50	4-13	.308	1-5	.200	0-0	---	1	9	10	2	3-0	1	0	0	9	2.3	4
GRIZZLIES	4	960	182-369	.493	48-130	.369	71-100	.710	35	143	178	108	96-0	50	47	25	483	120.8	136

HOUSTON VS. MEMPHIS

PLAYER	G-GS	MIN	FG-FGA	PCT	3FG-FGA	PCT	FT-FTA	PCT	OFF	DEF	TOT	AST	PF-DQ	STL	TO	BLK	PTS	AVG	HI
Wood	4-4	121	23-41	.561	8-20	.400	19-30	.633	5	29	34	9	11-0	3	8	2	73	18.3	28
Schroder (TOT)	1-0	27	6-13	.462	3-6	.500	2-2	1.000	0	4	4	4	2-0	0	1	0	17	17.0	17
Schroder (HOU)	1-0	27	6-13	.462	3-6	.500	2-2	1.000	0	4	4	4	2-0	0	1	0	17	17.0	17
Porter	3-3	85	18-50	.360	8-22	.364	6-11	.545	0	9	9	11	3-0	3	8	3	50	16.7	29
Green	3-3	89	17-43	.395	4-15	.267	9-14	.643	3	10	13	6	5-0	1	5	0	47	15.7	24
Gordon	1-1	31	4-10	.400	1-5	.200	3-4	.750	0	6	6	2	1-0	0	3	0	12	12.0	12
Sengun	4-0	85	15-28	.536	0-5	.000	12-17	.706	8	13	21	14	12-0	3	5	6	42	10.5	15
Brooks	2-0	44	6-16	.375	4-12	.333	2-2	1.000	2	5	7	6	2-0	0	1	0	18	9.0	18
Theis	2-2	39	7-13	.538	2-7	.286	2-2	1.000	2	9	11	0	2-0	0	6	2	18	9.0	10
Martin	4-0	78	14-25	.560	5-7	.714	2-4	.500	2	11	13	4	4-0	1	2	2	35	8.8	15
Mathews	4-2	85	8-18	.444	5-14	.357	10-15	.667	1	4	5	6	9-0	2	2	1	31	7.8	12
Tate	4-4	94	13-29	.448	0-5	.000	3-5	.600	10	13	23	8	15-0	6	6	1	29	7.3	14
Christopher	4-0	72	11-29	.423	2-6	.333	2-2	1.000	2	8	10	16	7-0	0	11	0	26	6.5	12
Fernando (TOT)	1-0	6	3-5	.600	0-0	---	0-2	.000	1	2	3	0	2-0	0	0	1	6	6.0	6
Fernando (HOU)	1-0	6	3-5	.600	0-0	---	0-2	.000	1	2	3	0	2-0	0	0	1	6	6.0	6
Garuba	1-0	9	2-3	.667	1-1	1.000	0-0	---	2	4	6	2	1-0	0	0	0	5	5.0	5
Nix	1-0	15	2-3	.667	0-0	---	0-0	---	0	2	2	2	0-0	1	2	0	4	4.0	4
Nwaba	3-0	22	3-4	.750	1-2	.500	3-4	.750	1	4	5	1	3-0	0	1	0	10	3.3	10
Augustin	2-1	45	1-8	.125	1-6	.167	1-1	1.000	0	0	0	7	0-0	0	5	0	4	2.0	3
House	1-0	13	1-5	.200	0-3	.000	0-0	---	0	4	4	0	0-0	1	1	1	2	2.0	2
ROCKETS	4	960	154-340	.453	45-136	.331	76-115	.661	39	137	176	98	79-0	21	68	19	429	107.3	123

OPPONENTS



ALL-TIME SERIES

DATE	@	W/L	GRIZZ	OPP
12/13/95		L	89	100
12/26/95	@	L	84	100
3/10/96	L	89	95	
4/9/96	@	L	84	90
1995-96 SEASON: 0-4 H: 0-2 A: 0-2				
12/17/96		W	93	92
2/11/97	@	L	97	106
4/6/97	L	85	94	
4/10/97	@	L	94	102
1996-97 SEASON: 1-3 H: 1-1 A: 0-2				
12/14/97		W	110	105
12/16/97	@	L	91	118
2/3/98	@	L	97	110
2/12/98	L	103	112	
1997-98 SEASON: 1-3 H: 1-1 A: 0-2				
2/27/99		L	74	86
3/6/99	L	92	107	
3/11/99	@	L	91	102
4/14/99	@	L	85	102
1998-99 SEASON: 0-4 H: 0-2 A: 0-2				
11/29/99 *	L	110	118	
12/6/99	@	L	99	102
4/4/00	W	102	100	
4/19/00	@	W	96	92
1999-00 SEASON: 2-2 H: 1-1 A: 1-1				
11/9/00	@	L	78	85
12/11/00	L	75	82	
1/26/01	@	L	89	106
4/14/01	L	95	100	
2000-01 SEASON: 0-4 H: 0-2 A: 0-2				
11/30/01		W	102	85
2/12/02	@	L	78	85
4/5/02	W	99	81	
4/14/02	@	W	98	95
2001-02 SEASON: 3-1 H: 2-0 A: 1-1				
12/13/02 *	W	114	109	
1/27/03	L	95	100	
2/22/03	@	L	82	93
4/15/03	@	L	86	97
2002-03 SEASON: 1-3 H: 1-1 A: 0-2				
11/1/03	@	W	79	71
1/19/04	W	88	83	
3/13/04	@	L	80	88
3/26/04	W	109	86	
2003-04 SEASON: 3-1 H: 2-0 A: 1-1				
11/5/04	L	81	89	
11/9/04	@	L	87	90
1/17/05	W	99	80	
4/13/05	@	L	92	100
2004-05 SEASON: 1-3 H: 1-1 A: 0-2				
11/25/05	W	86	81	
12/3/05	@	W	90	75
1/30/06	W	86	77	
4/15/06	@	W	93	81
2005-06 SEASON: 4-0 H: 2-0 A: 2-0				

DATE	@	W/L	GRIZZ	OPP
11/7/06		L	80	86
11/25/06	@	L	76	85
12/31/06	@	L	109	111
2/6/07	L	90	98	
2006-07 SEASON: 0-4 H: 0-2 A: 0-2				
11/13/07		W	105	99
12/15/07	@	L	92	105
12/28/07	L	83	103	
2/29/08	@	L	95	116
2007-08 SEASON: 1-3 H: 1-1 A: 0-2				
10/29/08	@	L	71	82
12/8/08	W	109	97	
2/4/09	W	104	93	
3/8/09	@	L	83	93
2008-09 SEASON: 2-2 H: 2-0 A: 0-2				
11/11/09	@	L	79	104
2/5/10	L	83	101	
3/17/10	@	L	94	107
4/6/10	L	103	113	
2009-10 SEASON: 0-4 H: 0-2 A: 0-2				
12/3/10	L	111	127	
12/17/10	@	L	87	103
1/21/11	W	115	110	
2/5/11 *	@	L	93	95
2010-11 SEASON: 1-3 H: 1-1 A: 0-2				
12/30/11	W	113	93	
2/14/12	W	93	83	
2/20/12	@	L	93	97
3/30/12	@	L	89	98
2011-12 SEASON: 2-2 H: 2-0 A: 0-2				
11/9/12	W	93	85	
12/22/12	@	L	96	121
3/29/13	W	103	94	
4/12/13	@	W	82	78
2012-13 SEASON: 3-1 H: 2-0 A: 1-1				
11/25/13	L	86	93	
12/26/13	@	L	92	100
1/24/14	@	W	88	87
1/25/14	W	99	81	
2013-14 SEASON: 2-2 H: 1-1 A: 1-1				
11/17/14	W	119	93	
12/3/14	@	L	96	105
12/26/14 *	L	111	117	
3/4/15	@	W	102	100
2014-15 SEASON: 2-2 H: 1-1 A: 1-1				
11/20/15	W	96	84	
11/25/15	@	W	102	93
1/12/16	L	91	107	
3/14/16	@	L	81	130
2015-16 SEASON: 2-2 H: 1-1 A: 1-1				
12/23/16	W	115	109	
1/13/17	@	W	110	105
1/21/17	L	95	119	
3/4/17	@	L	108	123
2016-17 SEASON: 2-2 H: 1-1 A: 1-1				

DATE	@	W/L	GRIZZ	OPP
10/23/17	@	W	98	90
10/28/17		W	103	89
11/11/17	@	L	96	111
11/18/17	L	83	105	
2017-18 SEASON: 2-2 H: 1-1 A: 1-1				
12/15/18		L	97	105
12/31/18	@	L	101	113
1/14/19	@	L	94	112
3/20/19 *	W	126	125	
2018-19 SEASON: 1-3 H: 1-1 A: 0-2				
11/4/19	L	100	107	
1/14/20	W	121	110	
2/26/20	@	L	112	140
2019-20 SEASON: 1-2 H: 1-1 A: 0-1				
2/4/21		L	103	115
2/28/21	@	W	133	84
3/29/21	@	W	120	110
2020-21 SEASON: 2-1 H: 0-1 A: 2-0				
11/15/21		W	136	102
12/11/21		W	113	106
3/6/22	@	L	112	123
3/20/22	@	W	122	98
2021-22 SEASON: 3-1 H: 2-0 A: 1-1				

* OT | ** 2OT | *** 3OT

INTRO

PLAYERS

EXECUTIVE

B-BALL OPS

BUSINESS OPS

MEDIA

HISTORY

PLAYOFFS

REVIEW

OPPONENTS

NBA

FEDERFORUM

AT A GLANCE



INDIANA PACERS



EASTERN CONFERENCE CENTRAL DIVISION

Home Court: Gainbridge Fieldhouse – 17,923
Office: 125 S. Pennsylvania Street, Indianapolis, IN 46204
Phone: (317) 917-2500
Website: pacers.com

Chairman, CEO and NBA Governor: Herbert Simon
Vice Chairman & Alternate NBA Governor: Steve Simon
President & Chief Operating Officer: Rick Fuson
President of Basketball Operations: Kevin Pritchard
Vice President of Basketball Operations: Kelly Krauskopf, Ted Wu
General Manager: Chad Buchanan
Head Coach: Rick Carlisle
Assistant Coaches: Lloyd Pierce, Ronald Nored, Mike Weinar, Jenny Boucek
Director of Sports Performance/Assistant Athletic Trainer: Shawn Windle
Senior Director of Medical Operations/Head Athletic Trainer: Josh Corbell
Associate Head Athletic Trainer/Physical Therapist: Carl Eaton
Communications: Michael Preston, Krissy Meyers, Wes Kaminski
Television: Bally Sports Indiana: Chris Denari, Quinn Buckner, Jeremiah Johnson, Eddie Gill
Radio: The Fan (107.5 FM/1070 AM), Mark Boyle

SERIES

Overall: 20-32
Home: 14-13 **Road:** 6-19

LAST WIN/LOSS

	DATE	SCORE
Last Home Win	3/24/22	133-103
Last Home Loss	4/11/21	132-125
Last Road Win	3/15/22	135-102
Last Road Loss	2/2/21	134-116

LARGEST MARGINS

	DATE	MARGIN
Biggest Win	3/15/22	33
Worst Loss	12/4/96	47

2022-23 SCHEDULE

1/14/23 @ IND
1/29/23 @ MEM

2021-22 SEASON SERIES STATISTICS

MEMPHIS VS. INDIANA

PLAYER	G-GS	MIN	FG-FGA	PCT	3FG-FGA	PCT	FT-FTA	PCT	OFF	DEF	TOT	AST	PF-QD	STL	TO	BLK	PTS	AVG	HI
Bane	2-2	47	19-27	.704	9-14	.643	4-5	.800	1	8	9	11	4-0	2	4	2	51	25.5	30
Jackson	2-2	38	15-29	.517	4-9	.444	5-6	.833	4	6	10	2	7-0	3	3	5	39	19.5	20
Melton	2-0	49	13-27	.481	9-17	.529	2-2	1.000	2	8	10	7	3-0	3	4	0	37	18.5	19
Konchar	2-0	44	11-15	.733	3-6	.500	2-4	.500	3	11	14	7	1-0	0	0	1	27	13.5	18
Clarke	1-0	18	6-6	1.000	0-0	---	1-2	.500	1	1	2	1	2-0	1	0	3	13	13.0	13
Tillman	2-0	31	8-12	.667	1-1	1.000	4-6	.667	2	3	5	0	2-0	1	2	1	21	10.5	16
Brooks	1-1	24	3-12	.250	0-5	.000	4-6	.667	0	1	1	4	2-0	1	1	1	10	10.0	10
Adams	2-2	46	9-14	.643	0-0	---	1-2	.500	16	13	29	8	4-0	3	2	4	19	9.5	13
Jones	2-2	52	7-16	.438	5-8	.625	0-0	---	0	6	6	16	1-0	2	1	0	19	9.5	11
Williams	2-1	47	5-12	.417	4-11	.364	0-0	---	0	4	4	5	6-0	1	4	1	14	7.0	11
Anderson	2-0	44	5-15	.333	1-4	.250	1-2	.500	2	10	12	7	3-0	1	1	0	12	6.0	8
Culver	2-0	17	3-9	.333	0-4	.000	0-2	.000	2	0	2	2	1-0	1	0	0	6	3.0	4
Aldama	1-0	18	0-3	.000	0-2	.000	0-0	---	1	1	2	1	1-0	0	2	2	0	0.0	0
Tillie	1-0	6	0-1	.000	0-1	.000	0-0	---	0	0	0	1	1-0	0	0	0	0	0.0	0
GRIZZLIES	2	480	104-198	.525	36-82	.439	24-37	.649	34	72	106	72	38-0	19	27	20	268	134.0	135

INDIANA VS. MEMPHIS

PLAYER	G-GS	MIN	FG-FGA	PCT	3FG-FGA	PCT	FT-FTA	PCT	OFF	DEF	TOT	AST	PF-QD	STL	TO	BLK	PTS	AVG	HI
Taylor	2-0	57	14-19	.737	1-5	.200	2-4	.500	7	6	13	0	2-0	0	2	1	31	15.5	17
Stephenson (TOT)	2-0	38	12-18	.667	5-6	.833	1-2	.500	0	3	3	4	6-0	1	2	0	30	15.0	25
Stephenson (IND)	2-0	38	12-18	.667	5-6	.833	1-2	.500	0	3	3	4	6-0	1	2	0	30	15.0	25
Bitadze	1-1	30	3-8	.375	0-3	.000	8-11	.727	3	1	4	0	4-0	1	1	2	14	14.0	14
Brogdon	1-1	28	4-13	.308	0-4	.000	4-4	1.000	2	2	4	5	2-0	1	4	0	12	12.0	12
Rubio (TOT)	1-0	25	4-10	.400	3-7	.429	1-1	1.000	0	4	4	10	3-0	1	2	0	12	12.0	12
Halliburton (TOT)	5-5	146	21-51	.412	5-15	.333	10-11	.909	4	14	18	35	2-0	5	12	2	57	11.4	21
Halliburton (IND)	2-2	56	6-19	.316	0-4	.000	1-1	1.000	3	3	6	16	1-0	2	5	0	13	6.5	9
Hield (TOT)	5-3	144	21-55	.382	6-21	.286	8-8	1.000	4	17	21	7	11-0	5	8	2	56	11.2	15
Hield (IND)	2-2	54	11-25	.440	1-4	.250	2-2	1.000	3	9	12	4	4-0	2	4	2	25	12.5	14
Anderson (TOT)	1-1	32	3-10	.300	1-5	.200	3-5	.600	1	8	9	4	1-0	1	1	2	10	10.0	10
Anderson (IND)	1-1	32	3-10	.300	1-5	.200	3-5	.600	1	8	9	4	1-0	1	1	2	10	10.0	10
Brissett	2-2	55	8-26	.308	2-13	.154	2-2	1.000	2	4	6	2	6-0	1	0	2	20	10.0	13
Smith (TOT)	3-0	61	9-23	.391	4-9	.444	8-12	.667	7	11	18	2	3-0	1	3	0	30	10.0	15
Smith (IND)	1-0	27	5-12	.417	2-5	.400	3-6	.500	1	7	8	2	1-0	0	1	0	15	15.0	15
Jackson	1-1	21	3-9	.333	0-1	.000	3-4	.750	2	5	7	0	6-1	0	3	2	9	9.0	9
Washington	2-0	39	7-18	.389	2-8	.250	1-1	1.000	0	4	4	3	3-0	1	5	0	17	8.5	13
Duarte	1-0	18	2-6	.333	1-2	.500	0-0	---	1	2	3	0	1-0	0	0	0	5	5.0	5
Sykes	2-0	25	2-7	.286	0-3	.000	0-0	---	0	1	1	3	3-0	1	2	0	4	2.0	4
PACERS	2	480	80-190	.421	15-63	.238	30-42	.714	25	55	80	43	40-1	11	30	11	205	102.5	103

OPPONENTS



ALL-TIME SERIES

DATE	@	W/L	GRIZZ	OPP
3/8/96		L	80	94
3/22/96	@	L	94	111
1995-96 SEASON: 0-2 H: 0-1 A: 0-1				
11/29/96	@	L	94	104
12/4/96		L	80	127
1996-97 SEASON: 0-2 H: 0-1 A: 0-1				
11/9/97 *		W	104	96
11/30/97	@	W	97	95
1997-98 SEASON: 2-0 H: 1-0 A: 1-0				
2/11/99		L	97	101
1998-99 SEASON: 0-1 H: 0-1 A: 0-0				
11/26/99	@	L	86	105
12/1/99		L	89	96
1999-00 SEASON: 0-2 H: 0-1 A: 0-1				
12/1/00 *		L	76	86
3/23/01	@	L	75	95
2000-01 SEASON: 0-2 H: 0-1 A: 0-1				
1/30/02	@	L	82	83
3/7/02		W	122	111
2001-02 SEASON: 1-1 H: 1-0 A: 0-1				
2/18/03 *		W	108	103
3/21/03	@	L	92	101
2002-03 SEASON: 1-1 H: 1-0 A: 0-1				
12/29/03	@	L	86	94
3/20/04		W	99	95
2003-04 SEASON: 1-1 H: 1-0 A: 0-1				
1/11/05		L	85	86
2/13/05	@	L	73	76
2004-05 SEASON: 0-2 H: 0-1 A: 0-1				
12/10/05	@	L	66	80
3/21/06		W	105	75
2005-06 SEASON: 1-1 H: 1-0 A: 0-1				
2/3/07		L	110	116
2/14/07	@	L	104	114
2006-07 SEASON: 0-2 H: 0-1 A: 0-1				
11/3/07		L	111	121
1/2/08	@	W	90	72
2007-08 SEASON: 1-1 H: 0-1 A: 1-0				
12/26/08		W	108	105
2/25/09	@	L	99	104
2008-09 SEASON: 1-1 H: 1-0 A: 0-1				

DATE	@	W/L	GRIZZ	OPP
12/18/09		W	107	94
12/30/09	@	W	121	110
2009-10 SEASON: 2-0 H: 1-0 A: 1-0				
12/26/10	@	W	104	90
3/19/11		W	99	78
2010-11 SEASON: 2-0 H: 1-0 A: 1-0				
2/10/12		W	98	92
2011-12 SEASON: 1-0 H: 1-0 A: 0-0				
12/31/12	@	L	83	88
1/21/13		L	81	82
2012-13 SEASON: 0-2 H: 0-1 A: 0-1				
11/11/13	@	L	79	95
3/22/14		W	82	71
2013-14 SEASON: 1-1 H: 1-0 A: 0-1				
10/31/14	@	W	97	89
4/15/15		W	95	83
2014-15 SEASON: 2-0 H: 1-0 A: 1-0				
10/29/15	@	W	112	103
12/19/15		W	96	84
2015-16 SEASON: 2-0 H: 1-0 A: 1-0				
2/24/17	@	L	92	102
3/29/17		W	110	97
2016-17 SEASON: 1-1 H: 1-0 A: 0-1				
11/15/17		L	113	116
1/31/18	@	L	101	105
2017-18 SEASON: 0-2 H: 0-1 A: 0-1				
10/17/18	@	L	83	111
1/26/19		W	106	103
2018-19 SEASON: 1-1 H: 1-0 A: 0-1				
11/25/19	@	L	114	126
12/2/19		L	104	117
2019-20 SEASON: 0-2 H: 0-1 A: 0-1				
2/2/21	@	L	116	134
4/11/21		L	125	132
2020-21 SEASON: 0-2 H: 0-1 A: 0-1				
3/15/22	@	W	135	102
3/24/22		W	133	103
2021-22 SEASON: 2-0 H: 1-0 A: 1-0				

* OT | ** 2OT | *** 3OT

INTRO

PLAYERS

EXECUTIVE

B-BALL OPS

BUSINESS OPS

MEDIA

HISTORY

PLAYOFFS

REVIEW

OPPONENTS

NBA

FEDERFORUM

AT A GLANCE



LOS ANGELES CLIPPERS



WESTERN CONFERENCE PACIFIC DIVISION

Home Court: Crypto.com Arena – 19,060
Office: 6951 S. Centinela Ave., Playa Vista, CA 90094
Phone: (310) 862-6000 Website: clippers.com

Owner: Steve Ballmer
President, Basketball Operations: Lawrence Frank
Head Coach: Tyrone Lue
General Manager: Michael Winger
Assistant General Managers: Trent Redden, Mark Hughes
Associate Head Coach: Daniel Craig

Assistant Coaches: Jeremy Castleberry, Larry Drew, Shaun Fein, Jay Larranaga, Brendan O'Connor, Brian Shaw

Executive Director, Performance, Health & Wellness: John Meyer

Assistant Coach/VP of Player Performance: Todd Wright

Director of Medical Services/Head Athletic Trainer: Jasen Powell

Director of Rehabilitation: Maggie Bryant

Communications: Chris Wallace, Dennis Rogers, Curtis Jackson, Cooper Dzierzanowski

Television: SoCal/KTLA, Brian Sieman

Radio (English): AM 570 (LA Sports), Noah Eagle

Radio (Spanish): ESPN Deportes (1330 AM), Armando Garcia

SERIES

Overall: 49-52

Home: 29-21

Road: 20-31

LAST WIN/LOSS

	DATE	SCORE
Last Home Win	2/8/22	135-109
Last Home Loss	2/26/21	119-99
Last Road Win	1/8/22	123-108
Last Road Loss	4/21/21	117-105

LARGEST MARGINS

	DATE	MARGIN
Biggest Win	2/25/21	28
Worst Loss	2/24/20	27

2022-23 SCHEDULE

3/5/23	@ LAC
3/29/23	@ MEM
3/31/23	@ MEM

2021-22 SEASON SERIES STATISTICS

MEMPHIS VS. LOS ANGELES CLIPPERS

PLAYER	G-GS	MIN	FG-FGA	PCT	3FG-FGA	PCT	FT-FTA	PCT	OFF	DEF	TOT	AST	PF-QD	STL	TO	BLK	PTS	AVG	HI
Morant	3-3	92	35-59	.593	5-14	.357	11-17	.647	2	12	14	18	7-0	3	11	0	86	28.7	30
Jackson	4-4	115	28-58	.483	9-21	.429	26-26	1.000	13	19	32	5	13-0	5	3	11	91	22.8	26
Bane	4-4	115	25-50	.500	11-26	.423	2-3	.667	3	19	22	12	10-0	5	6	3	63	15.8	23
Clarke	4-0	87	23-34	.676	0-0	---	7-11	.636	11	22	33	10	6-0	1	1	6	53	13.3	18
Melton	4-1	107	15-43	.349	8-22	.364	4-6	.667	7	18	25	15	8-0	7	4	2	42	10.5	22
Brooks	2-2	33	8-17	.471	1-3	.333	3-3	1.000	1	1	2	2	5-0	2	1	0	20	10.0	18
Adams	3-3	74	10-17	.588	0-0	---	8-8	1.000	13	14	27	13	4-0	2	7	1	28	9.3	17
Jones	4-1	75	13-32	.406	2-13	.154	3-4	.750	0	14	14	17	5-0	1	2	0	31	7.8	18
Anderson	3-0	63	9-25	.360	0-3	.000	3-3	1.000	6	12	18	4	2-0	5	1	2	21	7.0	11
Williams	4-1	69	11-20	.550	5-10	.500	0-0	---	2	3	5	4	9-0	1	4	0	27	6.8	10
Tillie	2-1	24	3-6	.500	3-4	.750	0-0	---	0	0	0	0	1-0	1	0	0	9	4.5	9
Culver	2-0	27	3-12	.250	1-5	.200	1-2	.500	1	2	3	3	1-0	0	1	1	8	4.0	5
Aldama	2-0	22	3-6	.500	0-1	.000	1-2	.500	1	1	2	0	1-0	0	1	1	7	3.5	7
Konchar	3-0	41	4-6	.667	2-2	1.000	0-0	---	2	4	6	2	1-0	1	2	0	10	3.3	10
Tillman	1-0	2	1-2	.500	0-0	---	0-0	---	0	0	0	0	0-0	0	0	0	2	2.0	2
Harrison (TOT)	1-0	1	0-0	---	0-0	---	0-0	---	0	0	0	0	0-0	0	0	0	0	0.0	0
Jeffries	1-0	4	0-0	---	0-0	---	0-0	---	0	1	1	1	1-0	0	0	0	0	0.0	0
Mathias	1-0	4	0-1	.000	0-1	.000	0-0	---	0	0	0	0	0-0	0	0	0	0	0.0	0
Merrill	1-0	2	0-1	.000	0-1	.000	0-0	---	0	1	1	0	0-0	0	0	0	0	0.0	0
Teske	1-0	4	0-0	---	0-0	---	0-2	.000	0	1	1	0	1-0	0	0	0	0	0.0	0
GRIZZLIES	4	960	191-389	.491	47-126	.373	69-87	.793	62	144	206	106	75-0	34	46	27	498	124.5	135

LOS ANGELES CLIPPERS VS. MEMPHIS

PLAYER	G-GS	MIN	FG-FGA	PCT	3FG-FGA	PCT	FT-FTA	PCT	OFF	DEF	TOT	AST	PF-QD	STL	TO	BLK	PTS	AVG	HI
George	2-2	66	24-43	.558	10-21	.476	6-6	1.000	1	14	15	10	3-0	2	4	1	64	32.0	41
Powell (TOT)	3-3	98	23-46	.500	10-21	.476	13-14	.929	1	10	11	11	8-0	3	8	5	69	23.0	28
Powell (LAC)	1-1	23	6-12	.500	1-3	.333	3-3	1.000	1	1	2	2	2-0	1	2	2	16	16.0	16
Jackson	4-4	116	24-62	.387	11-27	.407	6-6	1.000	0	4	4	10	8-0	5	11	0	65	16.3	18
Hartenstein	3-0	64	17-24	.708	1-2	.500	6-6	1.000	5	12	17	9	4-0	4	3	4	41	13.7	19
Morris	3-3	80	14-34	.412	5-15	.333	8-9	.889	2	10	12	6	10-0	0	2	0	41	13.7	29
Kennard	3-0	62	11-19	.579	6-9	.667	2-2	1.000	0	7	7	3	6-0	1	2	0	30	10.0	15
Coffey	3-2	75	9-20	.450	5-11	.455	5-6	.833	3	5	8	4	4-0	0	6	1	28	9.3	13
Covington (TOT)	4-1	113	12-27	.444	5-17	.294	5-7	.714	4	17	21	2	12-0	5	4	9	34	8.5	14
Covington (LAC)	1-0	29	4-10	.400	1-4	.250	5-7	.714	2	4	6	1	3-0	1	1	2	14	14.0	14
Mann	4-0	104	12-40	.300	2-13	.154	5-8	.625	9	15	24	12	8-0	4	3	0	31	7.8	14
Zubac	4-4	79	12-21	.571	0-0	---	5-7	.714	11	18	29	6	13-0	0	3	2	29	7.3	13
Batum	3-2	65	8-19	.421	5-14	.357	0-0	---	1	9	10	4	4-0	2	1	3	21	7.0	9
Boston	3-0	58	9-28	.321	1-8	.125	2-3	.667	0	8	8	5	3-0	3	2	2	21	7.0	13
Winslow	1-0	18	3-8	.375	0-1	.000	1-2	.500	2	3	5	2	1-0	0	2	0	7	7.0	7
Bledsoe	3-2	77	4-17	.235	1-5	.200	7-8	.875	6	4	10	11	4-0	4	4	3	16	5.3	12
Scrub	2-0	17	4-8	.500	1-4	.250	0-0	---	0	3	3	2	0-0	0	1	1	9	4.5	7
Johnson	1-0	11	2-5	.400	0-2	.000	0-0	---	3	0	3	1	0-0	0	1	1	4	4.0	4
Gabriel	1-0	7	1-2	.500	0-1	.000	0-0	---	0	2	2	0	2-0	1	0	1	2	2.0	2
Ibaka	1-0	8	0-2	.000	0-1	.000	0-0	---	0	2	2	0	1-0	0	1	0	0	0.0	0
CLIPPERS	4	960	164-374	.439	50-141	.355	61-73	.836	46	121	167	88	76-0	28	51	23	439	109.8	114



ALL-TIME SERIES

DATE	@	W/L	GRIZZ	OPP	DATE	@	W/L	GRIZZ	OPP	DATE	@	W/L	GRIZZ	OPP
11/10/95		L	91	98	11/29/06	@	L	90	105	11/4/17	@	W	113	104
11/16/95	@	L	98	103	12/9/06		L	82	89	12/23/17		W	115	112
1/7/96		L	93	101	1/20/07	@	L	91	112	1/2/18	@	L	105	113
4/21/96	@	W	108	101	2006-07 SEASON: 0-3 H: 0-1 A: 0-2					1/26/18		L	100	109
1995-96 SEASON: 0-4 H: 0-2 A: 1-1					12/14/17		L	91	98	2017-18 SEASON: 2-2 H: 1-1 A: 1-1				
11/12/96**		L	92	99	1/26/08*		W	125	120	11/23/18*	@	L	107	112
1/30/97	@	L	94	100	2/20/08	@	L	86	100	12/5/18		W	96	86
2/26/97		L	80	83	3/29/08	@	L	97	110	2/22/19		L	106	112
3/25/97*	@	L	104	110	2007-08 SEASON: 1-3 H: 1-1 A: 0-2					3/31/19	@	L	96	113
1996-97 SEASON: 0-4 H: 0-2 A: 0-2					12/5/08		W	93	81	2018-19 SEASON: 1-3 H: 1-1 A: 0-2				
11/11/97		W	119	113	2/6/09		L	105	126	11/27/19		L	119	121
1/7/98	@	L	102	110	3/4/09	@	W	118	95	1/4/20	@	W	140	114
3/23/98		W	106	95	2008-09 SEASON: 2-1 H: 1-1 A: 1-0					2/24/20	@	L	97	124
4/7/98	@	W	110	94	11/7/09	@	L	110	113	2019-20 SEASON: 1-2 H: 0-1 A: 1-1				
1997-98 SEASON: 3-1 H: 2-0 A: 1-1					11/18/09		W	106	91	2/25/21		W	122	94
2/10/99		W	105	99	11/29/09	@	L	88	98	2/26/21		L	99	119
2/16/99**	@	W	93	89	1/12/10		W	104	102	4/21/21	@	L	105	117
4/21/99		W	97	94	2009-10 SEASON: 2-2 H: 2-0 A: 0-2					2020-21 SEASON: 1-2 H: 1-1 A: 0-1				
4/24/99	@	L	96	105	12/11/10	@	W	84	83	10/23/21	@	W	120	114
1998-99 SEASON: 3-1 H: 2-0 A: 0-1					3/14/11		W	105	82	11/18/21		W	120	108
11/14/99		W	109	89	4/5/11		L	81	82	1/8/22	@	W	123	108
12/13/99	@	L	90	102	4/13/11	@	L	103	110	2/8/22		W	135	109
12/19/99		W	85	84	2010-11 SEASON: 2-2 H: 1-1 A: 1-1					2021-22 SEASON: 4-0 H: 2-0 A: 2-0				
2/10/00	@	W	112	90	1/26/12	@	L	91	98	* OT ** 2OT *** 3OT				
1999-00 SEASON: 3-1 H: 2-0 A: 1-1					3/24/12	@	L	85	101					
11/2/00	@	W	99	91	4/9/12		W	94	85					
11/16/00		L	72	76	2011-12 SEASON: 1-2 H: 1-0 A: 0-2									
12/23/00	@	L	90	92	10/31/12	@	L	92	101					
4/4/01		W	86	78	1/14/13		L	73	99					
2000-01 SEASON: 2-2 H: 1-1 A: 1-1					3/13/13	@	W	96	85					
11/7/01	@	L	92	108	4/13/13		L	87	91					
1/28/02*		W	119	115	2012-13 SEASON: 1-3 H: 0-2 A: 1-1									
2/25/02		L	77	90	11/18/13	@	W	106	102					
4/16/02	@	L	84	92	12/5/13		L	81	101					
2001-02 SEASON: 1-3 H: 1-1 A: 0-2					2/21/14		W	102	96					
1/3/03		W	116	111	2013-14 SEASON: 2-1 H: 1-1 A: 1-0									
1/8/03	@	L	95	103	11/23/14		W	107	91					
3/30/03	@	L	100	102	2/23/15	@	W	90	87					
4/8/03		W	111	108	2/27/15		L	79	97					
2002-03 SEASON: 2-2 H: 1-1 A: 1-1					4/11/15	@	L	86	94					
1/11/04*	@	W	108	107	2014-15 SEASON: 2-2 H: 1-1 A: 1-1									
2/1/04		W	110	102	11/9/15	@	L	92	94					
3/6/04	@	W	98	92	3/19/16		W	113	102					
3/12/04		W	98	89	4/12/16	@	L	84	110					
2003-04 SEASON: 4-0 H: 2-0 A: 2-0					2015-16 SEASON: 1-2 H: 1-0 A: 0-2									
12/19/04	@	W	92	82	11/4/16		L	88	99					
12/27/04		W	96	76	11/16/16	@	W	111	107					
2/3/05		L	103	106	1/4/17	@	L	106	115					
3/7/05	@	W	105	102	3/9/17		L	98	114					
2004-05 SEASON: 3-1 H: 1-1 A: 2-0					2016-17 SEASON: 1-3 H: 0-2 A: 1-1									
2/10/06	@	L	87	91										
3/5/06	@	W	102	86										
3/23/06		W	95	85										
4/18/06		W	101	95										
2005-06 SEASON: 3-1 H: 2-0 A: 1-1														

INTRO
PLAYERS
EXECUTIVE
B-BALL OPS
BUSINESS OPS
MEDIA
HISTORY
PLAYOFFS
REVIEW
OPPONENTS
NBA
FEDEXFORUM
AT A GLANCE



LOS ANGELES LAKERS

WESTERN CONFERENCE PACIFIC DIVISION



Home Court: Crypto.com Arena – 18,997
Office: 2275 E. Mariposa Ave., El Segundo, CA 90245
Phone: (310) 426-6000 **Website:** lakers.com

Governor: Jeanie Buss

President, Business Operations: Tim Harris

VP, Basketball Operations & General Manager: Rob Pelinka

Head Coach: Darvin Ham

Assistant Coaches: Christopher Jent, Phil Handy, Jordan Ott, JD DuBois, Schuyler Rimmer, Zach Peterson

Head Athletic Trainer: Roger Sancho

Head Strength & Conditioning Coach: Ed Streit

Communications: Mitch Heckart, Ta'Nisha Cooper, Noah Camarena, Chris McGean, Matt Fleer

Television: Spectrum SportsNet, Bill Macdonald, Stu Lantz, Mike Trudell

Radio (English): ESPNLA Radio (710 AM), John Ireland, Mychal Thompson

Radio (Spanish): 1330 KWKW (1330 AM), Fernando Gonzalez, Jose "Pepe" Mantilla

SERIES

Overall: 38-61

Home: 23-27

Road: 15-34

LAST WIN/LOSS

	DATE	SCORE
Last Home Win	12/29/21	104-99
Last Home Loss	1/5/21	94-92
Last Road Win	1/9/22	127-119
Last Road Loss	10/24/21	121-118

LARGEST MARGINS

	DATE	MARGIN
Biggest Win	11/10/14	23
Worst Loss	1/14/02	39

2022-23 SCHEDULE

1/20/23 @ LAL

2/28/23 @ MEM

3/7/23 @ LAL

2021-22 SEASON SERIES STATISTICS

MEMPHIS VS. LOS ANGELES LAKERS

PLAYER	G-GS	MIN	FG-FGA	PCT	3FG-FGA	PCT	FT-FTA	PCT	OFF	DEF	TOT	AST	PF-DQ	STL	TO	BLK	PTS	AVG	HI
Morant	3-3	105	30-58	.517	11-16	.688	26-35	.743	6	12	18	19	7-0	6	15	3	97	32.3	41
Bane	4-4	123	31-67	.463	15-36	.417	6-7	.857	1	15	16	12	8-0	8	5	2	83	20.8	23
Jackson	4-4	119	24-58	.414	6-23	.261	19-23	.826	6	20	26	2	12-0	8	7	9	73	18.3	25
Melton	3-2	76	10-26	.385	5-13	.385	4-4	1.000	3	8	11	12	5-0	6	6	0	29	9.7	13
Konchar	2-0	40	6-9	.667	3-4	.750	4-7	.571	4	6	10	4	4-0	3	0	0	19	9.5	12
Anderson	4-2	94	13-31	.419	1-9	.111	4-4	1.000	3	14	17	14	6-0	2	1	5	31	7.8	14
Adams	3-3	90	10-16	.625	0-0	---	2-6	.333	19	16	35	9	5-0	0	7	0	22	7.3	14
Clarke	3-0	46	10-17	.588	0-3	.000	2-3	.667	4	7	11	3	2-0	1	2	2	22	7.3	14
Jones	4-1	85	12-26	.462	3-10	.300	0-0	---	1	10	11	19	1-0	4	4	0	27	6.8	12
Tillman	4-0	70	10-21	.476	1-5	.200	6-8	.750	5	9	14	2	6-0	9	1	1	27	6.8	9
Williams	2-1	45	5-15	.333	2-8	.250	0-0	---	1	4	5	3	4-0	2	2	0	12	6.0	9
Culver	2-0	19	4-7	.571	0-1	.000	0-0	---	0	3	3	2	4-0	2	0	1	8	4.0	8
Buchanan	1-0	7	1-3	.333	0-1	.000	0-0	---	1	1	2	1	0-0	1	1	0	2	2.0	2
Tillie	3-0	38	2-11	.182	1-7	.143	0-0	---	2	6	8	2	3-0	2	1	1	5	1.7	5
Aldama	1-0	3	0-1	.000	0-1	.000	0-0	---	0	0	0	0	0-0	0	0	0	0	0.0	0
GRIZZLIES	4	960	168-366	.459	48-137	.350	73-97	.753	56	131	187	104	67-0	54	57	24	457	114.3	127

LOS ANGELES LAKERS VS. MEMPHIS

PLAYER	G-GS	MIN	FG-FGA	PCT	3FG-FGA	PCT	FT-FTA	PCT	OFF	DEF	TOT	AST	PF-DQ	STL	TO	BLK	PTS	AVG	HI
James	4-4	149	41-78	.526	16-33	.485	13-14	.929	8	30	38	31	7-0	8	16	6	111	27.8	37
Davis	2-2	72	17-33	.515	2-7	.286	8-11	.727	4	12	16	3	2-0	1	5	5	44	22.0	22
Anthony	4-0	103	16-39	.410	8-23	.348	7-10	.700	6	11	17	3	7-0	2	6	2	47	11.8	28
Ellington	2-0	31	8-13	.615	6-10	.600	0-0	---	0	1	1	0	2-0	0	2	0	22	11.0	16
Westbrook	4-4	136	17-52	.327	5-12	.417	5-10	.500	4	26	30	38	14-0	4	20	2	44	11.0	16
Monk	4-2	104	15-36	.417	7-16	.438	3-3	1.000	3	11	14	10	3-0	3	7	4	40	10.0	15
Reaves	2-0	41	8-11	.727	1-3	.333	3-4	.750	0	0	0	3	4-0	0	0	1	20	10.0	16
Horton-Tucker	3-1	65	12-27	.444	3-9	.333	0-1	.000	3	6	9	8	9-0	0	6	2	27	9.0	13
Bradley	4-3	87	9-23	.391	4-12	.333	2-2	1.000	1	3	4	1	8-0	2	1	24	6.0	11	
Bazemore	2-1	35	3-4	.750	2-3	.667	3-4	.750	1	1	2	2	5-0	4	1	0	11	5.5	11
Howard	4-1	53	9-12	.750	1-1	1.000	3-7	.429	3	6	9	1	8-0	1	0	1	22	5.5	7
Johnson (TOT)	2-1	36	4-9	.444	1-4	.250	0-0	---	1	5	6	0	6-0	2	2	2	9	4.5	7
Johnson (LAL)	2-1	36	4-9	.444	1-4	.250	0-0	---	1	5	6	0	6-0	2	2	2	9	4.5	7
Jordan	2-1	22	4-5	.800	0-0	---	0-0	---	3	7	10	3	3-0	1	1	4	8	4.0	8
Ariza	1-0	15	1-1	1.000	1-1	1.000	0-0	---	0	5	5	2	0-0	0	0	0	3	3.0	3
Collison	1-0	11	1-2	.500	0-0	---	0-0	---	0	0	0	0	1-0	1	1	0	2	2.0	2
LAKERS	4	960	165-345	.478	57-134	.425	47-66	.712	37	124	161	105	79-0	29	69	30	434	108.5	121

OPPONENTS



ALL-TIME SERIES

DATE	@	W/L	GRIZZ	OPP	DATE	@	W/L	GRIZZ	OPP	DATE	@	W/L	GRIZZ	OPP
11/17/95		L	91	114	11/12/06	@	L	81	91	11/5/17	@	L	102	107
12/1/95	@	L	100	113	1/9/07		W	128	118	12/27/17	@	W	109	99
2/28/96		L	80	99	3/22/07		L	119	121	1/15/18		W	123	114
4/5/96	@	L	94	104	3/27/07	@	W	88	86	3/24/18		L	93	100
1995-96 SEASON: 0-4 H: 0-2 A: 0-2					2006-07 SEASON: 2-2 H: 1-1 A: 1-1					2017-18 SEASON: 2-2 H: 1-1 A: 1-1				
1/5/97		L	82	95	1/8/08		L	101	117	12/8/18		L	88	111
1/14/97	@	L	81	91	1/13/08	@	L	99	100	12/23/18	@	W	107	99
2/21/97	@	L	91	99	3/8/08	@	W	114	111	2/25/19		W	110	105
3/27/97*		L	98	102	2007-08 SEASON: 1-2 H: 0-1 A: 1-1					2018-19 SEASON: 2-1 H: 1-1 A: 1-0				
1996-97 SEASON: 0-4 H: 0-2 A: 0-2					12/22/08		L	96	105	10/29/19	@	L	91	120
11/16/97	@	L	95	121	1/31/09		L	98	115	11/23/19		L	108	109
1/6/98		L	87	100	3/3/09	@	L	89	99	2/12/20	@	L	105	117
3/15/98		L	110	119	4/12/09	@	L	75	92	2/29/20		W	105	88
4/8/98	@	L	102	113	2008-09 SEASON: 0-4 H: 0-2 A: 0-2					2019-20 SEASON: 1-3 H: 1-1 A: 0-2				
1997-98 SEASON: 0-4 H: 0-2 A: 0-2					11/6/09	@	L	98	114	1/3/21		L	94	108
12/23/99		W	93	83	2/1/10		W	95	93	1/5/21		L	92	94
3/29/99	@	L	98	116	2/23/10		L	98	99	2/12/21	@	L	105	115
4/19/99	@	L	102	117	2009-10 SEASON: 1-2 H: 1-1 A: 0-1					2020-21 SEASON: 0-3 H: 0-2 A: 0-1				
1998-99 SEASON: 1-2 H: 1-0 A: 0-2					11/2/10	@	L	105	124	10/24/21	@	L	118	121
11/3/99	@	L	88	103	11/30/10		W	98	96	12/9/21		W	108	95
12/11/99		L	94	106	1/2/11	@	W	104	85	12/29/21		W	104	99
3/1/00	@	L	91	103	2/7/11		L	84	93	1/9/22	@	W	127	119
3/29/00		L	99	108	2010-11 SEASON: 2-2 H: 1-1 A: 1-1					2021-22 SEASON: 3-1 H: 2-0 A: 1-1				
1999-00 SEASON: 0-4 H: 0-2 A: 0-2					1/8/12	@	L	82	90	* OT ** 2OT *** 3OT				
11/4/00		L	89	98	3/13/12**		L	111	116					
12/15/00	@	L	76	98	3/25/12	@	W	102	96	2011-12 SEASON: 1-2 H: 0-1 A: 1-1				
1/15/01*	@	L	112	113	2011-12 SEASON: 1-2 H: 0-1 A: 1-1					2012-13 SEASON: 2-1 H: 2-0 A: 0-1				
3/3/01		L	88	98	11/23/12		W	106	98	1/23/13		W	106	93
2000-01 SEASON: 0-4 H: 0-2 A: 0-2					4/5/13	@	L	84	86	11/15/13	@	W	89	86
11/9/01	@	L	86	110	2012-13 SEASON: 2-1 H: 2-0 A: 0-1					12/17/13		L	92	96
12/21/01		W	114	108	11/15/13	@	W	89	86	2/26/14		W	108	103
1/14/02	@	L	81	120	12/17/13		L	92	96	4/13/14	@	W	102	90
2/1/02		L	85	100	2013-14 SEASON: 3-1 H: 1-1 A: 2-0					2014-15 SEASON: 4-0 H: 2-0 A: 2-0				
2001-02 SEASON: 1-3 H: 1-1 A: 0-2					11/11/14		W	107	102	12/27/15		W	112	96
11/29/02*		L	106	112	11/26/14	@	W	99	93	2/24/16		W	128	119
12/3/02	@	L	91	101	1/2/15	@	W	109	106	2/26/16	@	W	112	95
3/31/03	@	L	94	110	3/6/15		W	97	90	3/22/16	@	L	100	107
4/4/03		L	101	102	2013-14 SEASON: 3-1 H: 1-1 A: 2-0					2015-16 SEASON: 3-1 H: 2-0 A: 1-1				
2002-03 SEASON: 0-4 H: 0-2 A: 0-2					11/11/14		W	107	102	12/3/16		W	103	100
11/10/03		W	105	95	11/26/14	@	W	99	93	1/3/17	@	L	102	116
11/23/03	@	L	89	121	1/2/15	@	W	109	106	4/2/17	@	L	103	108
1/21/04		W	88	82	2014-15 SEASON: 4-0 H: 2-0 A: 2-0					2016-17 SEASON: 1-2 H: 1-0 A: 0-2				
4/9/04	@	L	95	103	12/27/15		W	112	96	12/27/15		W	112	96
2003-04 SEASON: 2-2 H: 2-0 A: 0-2					2/24/16		W	128	119	2/26/16	@	W	112	95
11/10/04		W	110	87	2/26/16	@	W	112	95	3/22/16	@	L	100	107
12/20/04	@	W	82	72	2013-14 SEASON: 3-1 H: 1-1 A: 2-0					2015-16 SEASON: 3-1 H: 2-0 A: 1-1				
4/3/05		W	102	82	12/3/16		W	103	100	12/3/16		W	103	100
2004-05 SEASON: 3-0 H: 2-0 A: 1-0					1/3/17	@	L	102	116	1/3/17	@	L	102	116
11/14/05		W	85	73	4/2/17	@	L	103	108	4/2/17	@	L	103	108
12/14/05		L	79	94	2016-17 SEASON: 1-2 H: 1-0 A: 0-2					2017-18 SEASON: 2-2 H: 1-1 A: 1-1				
12/28/05*	@	W	100	99	11/14/05		W	85	73	11/14/05		W	85	73
2/11/06	@	W	100	99	12/14/05		L	79	94	12/14/05		L	79	94
2005-06 SEASON: 3-1 H: 1-1 A: 2-0					12/28/05*	@	W	100	99	12/28/05*	@	W	100	99
					2/11/06	@	W	100	99	2/11/06	@	W	100	99

INTRO

PLAYERS

EXECUTIVE

B-BALL OPS

BUSINESS OPS

MEDIA

HISTORY

PLAYOFFS

REVIEW

OPPONENTS

NBA

FEDEXFORUM

AT A GLANCE



MIAMI HEAT



EASTERN CONFERENCE SOUTHEAST DIVISION

Home Court: FTX Arena – 19,600
Office: 601 Biscayne Blvd., Miami, FL 33132
Phone: (786) 777-4328
Website: heat.com

Managing General Partner: Micky Arison

Chief Executive Officer: Nick Arison

President: Pat Riley

Senior Vice President, Basketball Ops./General Manager: Andy Elisburg

Vice President, Player Programs: Alonzo Mourning

Vice President, Basketball Operations/Assistant General Manager: Adam Simon

Head Coach: Erik Spoelstra

Assistant Coaches: Chris Quinn, Malik Allen, Caron Butler

Assistant Coach/Director Player Development: Anthony Carter

Assistant Coaches/Player Development: Octavio de la Grana, Eric Glass

Head Athletic Trainer: Wes Brown

Head Strength & Conditioning Coach: Eric Foran

Sports Media Relations: Tim Donovan, Rob Wilson, Michael Lissack,
Nick Maiorana, Maddox Burnett

Television: Bally Sports Sun, Eric Reid, John Crotty, Jason Jackson, Will Manso,
Kristen Hewitt

Radio (English): AM 560 Sports WQAM/99.9 FM HD-2, Jason Jackson

Radio (Spanish): WAQI (710 AM), José Pañeda, Joe Pujala

SERIES

Overall: 23-28

Home: 13-12

Road: 10-16

LAST WIN/LOSS

	DATE	SCORE
Last Home Win	3/17/21	89-85
Last Home Loss	10/30/21	129-103
Last Road Win	12/6/21	105-90
Last Road Loss	10/23/19	120-101

LARGEST MARGINS

	DATE	SCORE	MARGIN
Biggest Win	12/13/09	118-90	28
Worst Loss	3/12/11	85-118	33

2022-23 SCHEDULE

12/5/22	@ MEM
3/15/23	@ MIA

2021-22 SEASON SERIES STATISTICS

MEMPHIS VS. MIAMI

PLAYER	G-GS	MIN	FG-FGA	PCT	3FG-FGA	PCT	FT-FTA	PCT	OFF	DEF	TOT	AST	PF-QD	STL	TO	BLK	PTS	AVG	HI
Brooks	1-1	36	8-21	.381	3-6	.500	2-2	1.000	0	3	3	8	3-0	2	3	0	21	21.0	21
Moran	1-1	33	7-18	.389	1-4	.250	5-6	.833	1	3	4	7	2-0	2	3	0	20	20.0	20
Bane	2-2	57	13-28	.464	8-18	.444	4-4	1.000	2	8	10	4	6-0	3	4	1	38	19.0	21
Anderson	1-0	19	5-7	.714	3-4	.750	0-0	---	0	2	2	2	0-0	1	2	1	13	13.0	13
Melton	2-1	51	8-18	.444	5-10	.500	4-4	1.000	3	3	6	9	3-0	4	5	1	25	12.5	20
Adams	2-2	50	7-9	.778	0-0	---	9-13	.692	8	13	21	4	4-0	1	2	1	23	11.5	17
Johnson	2-2	56	9-28	.321	2-15	.133	2-2	1.000	2	4	6	2	5-0	3	3	4	22	11.0	14
Jones	2-1	47	6-15	.400	4-8	.500	3-3	1.000	0	1	1	12	2-0	1	2	0	19	9.5	14
Tillman	2-0	30	3-6	.500	0-1	.000	1-1	1.000	4	6	10	1	0-0	3	0	1	7	3.5	7
Merrill	1-0	16	1-6	.167	1-6	.167	0-0	---	0	0	0	1	0-0	0	2	0	3	3.0	3
Konchar	2-0	35	2-5	.400	1-2	.500	0-0	---	1	7	8	2	5-0	2	2	3	5	2.5	3
Williams	2-0	19	2-6	.333	1-3	.333	0-0	---	0	2	2	0	2-0	1	2	0	5	2.5	5
Clarke	1-0	6	0-3	.000	0-1	.000	2-3	.667	0	0	0	0	0-0	1	0	0	2	2.0	2
Culver	1-0	1	1-1	1.000	0-0	---	0-0	---	0	0	0	0	0-0	0	0	0	2	2.0	2
Aldama	2-0	17	0-6	.000	0-5	.000	3-4	.750	1	2	3	0	3-0	1	3	0	3	1.5	2
Pons	1-0	1	0-0	---	0-0	---	0-0	---	0	0	0	0	0-0	0	0	0	0	0.0	0
Tillie	2-0	7	0-0	---	0-0	---	0-0	---	2	1	3	0	0-0	0	0	1	0	0.0	0
GRIZZLIES	2	480	72-177	.407	29-83	.349	35-42	.833	24	55	79	52	35-0	25	33	13	208	104.0	105

MIAMI VS. MEMPHIS

PLAYER	G-GS	MIN	FG-FGA	PCT	3FG-FGA	PCT	FT-FTA	PCT	OFF	DEF	TOT	AST	PF-QD	STL	TO	BLK	PTS	AVG	HI
Herro	2-0	60	19-38	.500	6-12	.500	2-3	.667	3	6	9	9	1-0	0	8	0	46	23.0	24
Butler	2-2	55	12-25	.480	1-3	.333	12-13	.923	2	8	10	11	0-0	6	3	0	37	18.5	27
Lowry	2-2	69	10-17	.588	5-8	.625	7-8	.875	2	7	9	16	3-0	4	8	1	32	16.0	17
Robinson	2-2	49	9-18	.500	7-15	.467	0-0	---	1	7	8	0	2-0	1	3	0	25	12.5	15
Martin	2-0	57	10-17	.588	1-4	.250	2-4	.500	3	5	8	1	5-0	4	4	1	23	11.5	12
Morris	1-0	20	3-5	.600	2-2	1.000	0-0	---	0	1	1	4	3-0	1	2	0	8	8.0	8
Dedmon	2-2	38	5-11	.455	1-1	1.000	2-2	1.000	3	12	15	1	9-0	0	3	3	13	6.5	9
Strus	2-0	23	4-8	.500	3-4	.750	1-2	.500	0	5	5	1	0-0	1	2	0	12	6.0	12
Tucker	2-2	50	3-7	.429	1-3	.333	2-2	1.000	0	8	8	6	5-0	3	3	0	9	4.5	5
Yurtseven	2-0	20	4-8	.500	0-1	.000	0-0	---	2	4	6	2	2-0	1	1	2	8	4.0	6
Haslem	1-0	3	1-2	.500	0-0	---	0-0	---	1	0	1	0	1-0	0	0	0	2	2.0	2
Vincent	2-0	29	1-8	.125	0-6	.000	2-2	1.000	1	4	5	6	5-0	2	4	1	4	2.0	4
Okpala	2-0	6	0-0	---	0-0	---	0-0	---	0	1	1	0	0-0	0	0	0	0	0.0	0
HEAT	2	480	81-164	.494	27-59	.458	30-36	.833	18	68	86	57	36-0	23	41	8	219	109.5	129



ALL-TIME SERIES

DATE	@	W/L	GRIZZ	OPP
11/25/95	@	L	91	111
1/13/96		W	69	65
1995-96 SEASON: 1-1 H: 1-0 A: 0-1				
11/20/96		L	75	94
3/14/97	@	L	82	88
1996-97 SEASON: 0-2 H: 0-1 A: 0-1				
1/11/98		L	90	96
3/18/98	@	L	91	94
1997-98 SEASON: 0-2 H: 0-1 A: 0-1				
NO GAMES				
1998-99 SEASON: 0-0 H: 0-0 A: 0-0				
1/4/00	@	W	91	87
1/16/00		L	83	94
1999-00 SEASON: 1-1 H: 0-1 A: 1-0				
1/19/01		L	86	97
3/17/01	@	L	81	95
2000-01 SEASON: 0-2 H: 0-1 A: 0-1				
12/28/01	@	W	91	86
3/9/02		L	88	93
2001-02 SEASON: 1-1 H: 0-1 A: 1-0				
12/10/02	@	W	107	96
2/28/03 *		W	126	116
2002-03 SEASON: 2-0 H: 1-0 A: 1-0				
12/12/03	@	L	88	91
12/19/03		W	97	83
2003-04 SEASON: 1-1 H: 1-0 A: 0-1				
12/10/04	@	L	84	92
4/8/05		W	97	81
2004-05 SEASON: 1-1 H: 1-0 A: 0-1				
11/2/05		L	78	97
1/24/06	@	L	82	94
2005-06 SEASON: 0-2 H: 0-1 A: 0-1				
12/2/06		L	97	98
12/16/06		L	90	98
2006-07 SEASON: 0-2 H: 0-1 A: 0-1				
1/6/08		W	101	94
4/11/08	@	W	96	91
2007-08 SEASON: 2-0 H: 1-0 A: 1-0				
12/14/08		W	102	86
3/23/09	@	L	82	94
2008-09 SEASON: 1-1 H: 1-0 A: 0-1				

DATE	@	W/L	GRIZZ	OPP
12/13/09	@	W	118	90
2/19/10 **		L	87	100
2009-10 SEASON: 1-1 H: 0-1 A: 1-0				
11/20/10		W	97	95
3/12/11	@	L	85	118
2010-11 SEASON: 1-1 H: 1-0 A: 1-0				
4/6/12	@	W	97	82
2011-12 SEASON: 1-0 H: 0-0 A: 1-0				
11/11/12		W	104	86
3/1/13	@	L	91	98
2012-13 SEASON: 1-1 H: 1-0 A: 0-1				
3/21/14	@	L	86	91
4/9/14		W	107	102
2013-14 SEASON: 1-1 H: 1-0 A: 0-1				
12/7/14		W	103	87
12/27/14	@	W	103	95
2014-15 SEASON: 2-0 H: 1-0 A: 1-0				
12/13/15	@	L	97	100
12/29/15 *		W	99	90
2015-16 SEASON: 1-1 H: 1-0 A: 0-1				
11/25/16		L	81	90
11/26/16	@	W	110	107
2016-17 SEASON: 1-1 H: 0-1 A: 1-0				
12/11/17		L	82	107
2/24/18	@	L	89	115
2017-18 SEASON: 0-2 H: 0-1 A: 0-1				
12/14/18		L	97	100
1/12/19	@	L	108	112
2018-19 SEASON: 0-2 H: 0-1 A: 0-1				
10/23/19	@	L	101	120
12/16/19		W	118	111
2019-20 SEASON: 1-1 H: 1-0 A: 0-1				
3/17/21		W	89	85
4/6/21	@	W	124	112
2020-21 SEASON: 2-0 H: 1-0 A: 1-0				
10/30/21		L	103	129
12/6/21	@	W	105	90
2021-22 SEASON: 1-1 H: 0-1 A: 1-0				

* OT | ** 2OT | *** 3OT

INTRO

PLAYERS

EXECUTIVE

B-BALL OPS

BUSINESS OPS

MEDIA

HISTORY

PLAYOFFS

REVIEW

OPPONENTS

NBA

FEDERFORUM

AT A GLANCE



MILWAUKEE BUCKS



EASTERN CONFERENCE CENTRAL DIVISION

Home Court: Fiserv Forum – 17,341
Office: 1111 Vel R. Phillips Ave., Milwaukee, WI 53203
Phone: (414) 227-0500
Website: bucks.com

Owners: Marc Lasry, Wes Edens, Jamie Dinan

General Manager: Jon Horst

Assistant General Manager: Milt Newton

Head Coach: Mike Budenholzer

Associate Head Coach: Charles Lee

Assistant Coaches: Patrick St. Andrews, Chad Forcier, Vin Baker, Josh Oppenheimer, Mike Dunlap, Vince Legarza, Blaine Mueller, DeMarre Carroll

Vice President of Performance: Dr. Troy Flanagan

Head Athletic Trainer: Scott Faust

Head of Strength & Conditioning: Suki Hobson

Communications: Barry Baum, Dan Smyczek, Eric Kohlbeck, Kate Reed

Television: Bally Sports Wisconsin, Lisa Byington, Marques Johnson, Zora Stephenson

Radio: 103.3 FM and 620 AM WTMJ, Dave Koehn

SERIES

Overall: 25-26

Home: 14-12

Road: 11-14

LAST WIN/LOSS

	DATE	SCORE
Last Home Win	3/26/22	127-102
Last Home Loss	3/4/21	112-111
Last Road Win	4/17/21	128-115
Last Road Loss	1/19/22	126-114

LARGEST MARGINS

	DATE	MARGIN
Biggest Win	3/26/22	25
Worst Loss	11/26/97	19

2022-23 SCHEDULE

12/15/22	@ MEM
4/7/23	@ MIL

2021-22 SEASON SERIES STATISTICS

MEMPHIS VS. MILWAUKEE

PLAYER	G-GS	MIN	FG-FGA	PCT	3FG-FGA	PCT	FT-FTA	PCT	OFF	DEF	TOT	AST	PF-DQ	STL	TO	BLK	PTS	AVG	HI
Morant	1-1	39	12-27	.444	4-10	.400	5-5	1.000	1	7	8	14	3-0	0	1	0	33	33.0	33
Jackson	2-2	59	14-34	.412	2-10	.200	15-16	.938	3	12	15	1	10-0	1	6	6	45	22.5	29
Bane	1-1	28	9-19	.474	2-7	.286	0-0	---	0	3	3	5	1-0	2	0	0	20	20.0	2
Brooks	1-1	25	9-17	.529	0-3	.000	1-2	.500	1	2	3	1	4-0	0	1	0	19	19.0	19
Melton	2-0	39	10-18	.556	7-15	.467	2-6	.333	1	3	4	3	7-0	5	3	0	29	14.5	24
Clarke	1-0	26	6-9	.667	0-1	.000	2-3	.667	1	3	4	1	0-0	2	0	2	14	14.0	14
Jones	1-1	29	4-9	.444	2-4	.500	3-4	.750	1	3	4	10	0-0	1	0	0	13	13.0	13
Anderson	1-0	20	3-6	.500	1-2	.500	2-2	1.000	0	4	4	0	0-0	1	0	2	9	9.0	9
Williams	2-1	51	7-17	.412	2-11	.182	1-3	.333	0	4	4	4	2-0	2	0	1	17	8.5	10
Tillman	2-0	27	4-8	.500	0-1	.000	2-3	.667	5	7	12	4	2-0	0	2	0	10	5.0	8
Konchar	2-1	48	4-11	.364	1-6	.167	0-0	---	2	10	12	4	1-0	1	1	3	9	4.5	6
Adams	2-2	50	4-15	.267	0-0	---	0-4	.000	14	8	22	7	4-0	3	2	2	8	4.0	4
Aldama	2-0	17	4-8	.500	0-3	.000	0-0	---	1	3	4	0	1-0	0	0	0	8	4.0	6
Culver	2-0	20	3-9	.333	1-3	.333	0-0	---	2	0	2	2	4-0	2	1	1	7	3.5	5
Pons	1-0	3	0-1	.000	0-1	.000	0-0	---	0	0	0	0	0-0	0	0	0	0	0.0	0
GRIZZLIES	2	480	83-208	.447	22-77	.286	33-48	.688	32	69	101	56	39-0	20	18	17	241	120.5	127

MILWAUKEE VS. MEMPHIS

PLAYER	G-GS	MIN	FG-FGA	PCT	3FG-FGA	PCT	FT-FTA	PCT	OFF	DEF	TOT	AST	PF-DQ	STL	TO	BLK	PTS	AVG	HI
G. Antetokounmpo	2-2	60	23-45	.511	2-5	.400	15-18	.833	5	21	26	11	9-1	2	7	5	63	31.5	33
Middleton	2-2	65	15-34	.441	2-10	.200	11-11	1.000	0	12	12	12	5-0	0	6	1	43	21.5	27
Connaughton	2-0	48	8-16	.500	3-9	.333	3-4	.750	3	5	8	2	3-0	1	2	0	22	11.0	13
Portis	2-1	53	8-25	.320	3-8	.375	2-3	.667	12	9	21	1	4-0	1	2	3	21	10.5	14
Lopez	1-1	22	4-9	.444	2-5	.400	0-0	---	2	4	6	0	4-0	2	0	1	10	10.0	10
Hill	2-2	54	7-13	.538	3-8	.375	2-2	1.000	0	7	7	9	2-0	1	1	0	19	9.5	14
Holiday	1-0	22	2-8	.250	1-3	.333	4-4	1.000	2	3	5	4	3-0	0	3	0	9	9.0	9
Allen	2-2	56	6-14	.429	2-8	.250	2-2	1.000	1	5	6	1	5-0	1	3	0	16	8.0	9
Carter (TOT)	2-0	32	6-9	.667	3-5	.600	0-0	---	0	2	2	3	1-0	1	2	0	15	7.5	9
Carter (MIL)	1-0	23	4-5	.800	1-1	1.000	0-0	---	0	1	1	3	1-0	1	1	0	9	9.0	9
Bembry (TOT)	1-1	22	3-4	.750	0-0	---	0-0	---	2	2	4	2	2-0	1	0	0	6	6.0	6
Nwora	1-0	11	2-5	.400	0-2	.000	0-0	---	0	2	2	0	0-0	0	0	0	4	4.0	4
Matthews	2-0	36	3-7	.429	1-5	.200	0-0	---	0	1	1	2	4-0	1	1	1	7	3.5	7
Wigington	1-0	5	1-3	.333	0-2	.000	1-2	.500	0	0	0	1	0-0	0	1	0	3	3.0	3
T. Antetokounmpo	1-0	4	0-1	.000	0-0	---	2-2	1.000	1	1	2	0	0-0	0	0	0	2	2.0	2
DiVincenzo	1-0	19	0-5	.000	0-3	.000	0-0	---	1	4	5	2	1-0	1	1	2	0	0.0	0
Ibaka (TOT)	1-0	8	0-2	.000	0-1	.000	0-0	---	0	2	2	0	1-0	0	1	0	0	0.0	0
Mamukelashvili	1-0	4	0-0	---	0-0	---	0-0	---	0	0	0	0	1-0	0	0	0	0	0.0	0
BUCKS	2	480	83-190	.437	20-69	.290	42-48	.875	27	75	102	48	42-1	11	29	13	228	114.0	126



ALL-TIME SERIES

DATE	@	W/L	GRIZZ	OPP
12/3/95		L	95	109
1/22/96	@	W	100	92
1995-96 SEASON: 1-1 H: 0-1 A: 1-0				
11/6/96	@	L	89	105
4/1/97		L	91	102
1996-97 SEASON: 0-2 H: 0-1 A: 0-1				
11/15/97		W	109	94
11/26/97	@	L	82	101
1997-98 SEASON: 1-1 H: 1-0 A: 0-1				
NO GAMES				
1998-99 SEASON: 0-0 H: 0-0 A: 0-0				
1/31/00		L	87	92
2/19/00	@	W	111	100
1999-00 SEASON: 1-1 H: 0-1 A: 1-0				
1/7/01		W	120	117
2/23/01	@	L	81	93
2000-01 SEASON: 1-1 H: 1-0 A: 0-1				
12/18/01		L	105	114
2/7/02	@	L	103	107
2001-02 SEASON: 0-2 H: 0-1 A: 0-1				
12/20/02		W	95	84
2/16/03	@	W	101	95
2002-03 SEASON: 2-0 H: 1-0 A: 1-0				
2/6/04		W	105	85
2/27/04	@	L	104	106
2003-04 SEASON: 1-1 H: 1-0 A: 0-1				
1/15/05		W	101	82
4/1/05	@	W	93	82
2004-05 SEASON: 2-0 H: 1-0 A: 1-0				
2/4/06	@	L	78	88
4/7/06		W	100	90
2005-06 SEASON: 1-1 H: 1-0 A: 0-1				
12/8/06	@	L	94	100
12/27/06		L	96	112
2006-07 SEASON: 0-2 H: 0-1 A: 0-1				
11/14/07	@	L	99	102
2/5/08		L	97	102
2007-08 SEASON: 0-2 H: 0-1 A: 0-1				
11/14/08 *		L	96	101
4/4/09	@	W	107	102
2008-09 SEASON: 1-1 H: 0-1 A: 1-0				

DATE	@	W/L	GRIZZ	OPP
11/21/09		L	98	103
3/28/10 *	@	L	103	108
2009-10 SEASON: 0-2 H: 0-1 A: 1-0				
1/22/11	@	W	94	81
2/11/11		W	89	86
2010-11 SEASON: 2-0 H: 1-0 A: 1-0				
3/31/12	@	W	99	95
2011-12 SEASON: 1-0 H: 0-0 A: 1-0				
11/7/12	@	W	108	90
12/19/12		W	90	80
2012-13 SEASON: 2-0 H: 1-0 A: 1-0				
1/15/14	@	W	82	77
2/1/14		W	99	90
2013-14 SEASON: 2-0 H: 1-0 A: 1-0				
11/8/14	@	L	92	93
3/14/15		W	96	83
2014-15 SEASON: 1-1 H: 1-0 A: 0-1				
1/28/16		W	103	83
3/17/16	@	L	86	96
2015-16 SEASON: 1-1 H: 1-0 A: 0-1				
11/12/16	@	L	96	106
3/13/17		W	113	93
2016-17 SEASON: 1-1 H: 1-0 A: 0-1				
11/13/17	@	L	103	110
3/12/18		L	103	121
2017-18 SEASON: 0-2 H: 0-1 A: 0-1				
11/14/18	@	W	116	113
1/16/19		L	101	111
2018-19 SEASON: 1-1 H: 0-1 A: 1-0				
12/13/19		L	114	127
8/13/20		W	119	106
2019-20 SEASON: 1-1 H: 1-1 A: 0-0				
3/4/21		L	111	112
4/17/21	@	W	128	115
2020-21 SEASON: 1-1 H: 0-1 A: 1-0				
1/19/22	@	L	114	126
3/26/22		W	127	102
2021-22 SEASON: 1-1 H: 1-0 A: 0-1				

* OT | ** 2OT | *** 3OT

INTRO

PLAYERS

EXECUTIVE

B-BALL OPS

BUSINESS OPS

MEDIA

HISTORY

PLAYOFFS

REVIEW

OPPONENTS

NBA

FEDERFORUM

AT A GLANCE



MINNESOTA TIMBERWOLVES



WESTERN CONFERENCE NORTHWEST DIVISION

Home Court: Target Center – 17,136
Office: 600 N 1st Ave, Minneapolis, MN 55403
Phone: (612) 673-1600
Website: timberwolves.com

Owner: Glen Taylor
Chief Executive Officer: Ethan Casson
President of Basketball Operations: Tim Connelly
Executive Vice President of Basketball Operations: Sachin Gupta
Senior Vice President of Basketball Operations: Matt Lloyd
Vice President of Basketball Operations: Dell Demps
Assistant General Managers: Steve Senior, Emmanuel Rohan
Head Coach: Chris Finch
Assistant Coaches: Micah Nori, Pablo Prigioni, Elston Turner, Kevin Hanson, Joe Boylan
Vice President of Player Health/Head Athletic Trainer: Gregg Farnam
Head Strength & Conditioning Coach: Bill Burgos
Communications: Sara Perez, Aaron Freeman
Television: Bally Sports North, Michael Grady, Jim Petersen, Katie Storm
Radio: WCCO-AM 830, Alan Horton

SERIES

Overall: 50-51
Home: 29-21 **Road:** 21-30

LAST WIN/LOSS

	DATE	SCORE
Last Home Win	1/13/22	116-108
Last Home Loss	3/23/19	112-99
Last Road Win	5/5/21	139-135
Last Road Loss	2/24/22	119-114

LARGEST MARGINS

	DATE	MARGIN
Biggest Win	12/1/07	29
Worst Loss	11/20/21	43

2022-23 SCHEDULE

11/11/22	@ MEM	1/27/23	@ MIN
11/30/22	@ MIN	2/10/23	@ MEM

2021-22 SEASON SERIES STATISTICS

MEMPHIS VS. MINNESOTA

PLAYER	G-GS	MIN	FG-FGA	PCT	3FG-FGA	PCT	FT-FTA	PCT	OFF	DEF	TOT	AST	PF-DQ	STL	TO	BLK	PTS	AVG	HI
Morant	4-4	134	25-74	.338	3-20	.150	27-34	.794	7	15	22	26	8-0	4	13	2	80	20.0	33
Bane	4-4	128	21-53	.396	8-30	.267	19-20	.950	4	10	14	7	11-0	6	8	0	69	17.3	21
Jackson	4-4	122	20-45	.444	4-10	.400	23-31	.742	9	19	28	4	16-1	4	8	12	67	16.8	21
Melton	3-1	70	13-31	.419	6-16	.375	6-6	1.000	2	9	11	10	4-0	5	4	1	38	12.7	19
Clarke	4-0	90	19-29	.655	0-2	.000	9-15	.600	15	11	26	5	8-0	1	2	4	47	11.8	20
Williams	3-2	66	12-25	.480	4-13	.308	5-5	1.000	3	1	4	1	6-0	2	2	0	33	11.0	21
Jones	4-0	67	11-26	.423	5-11	.455	3-3	1.000	0	9	9	10	1-0	3	4	1	30	7.5	16
Konchar	4-0	81	10-16	.625	4-8	.500	2-2	1.000	9	24	33	8	7-0	1	1	1	26	6.5	15
Anderson	4-2	85	10-23	.435	2-4	.500	0-3	.000	5	16	21	13	6-0	0	6	2	22	5.5	12
Adams	3-3	65	4-11	.364	0-0	---	7-11	.636	8	9	17	7	8-0	0	6	3	15	5.0	6
Tillman	3-0	50	6-21	.286	0-4	.000	2-6	.333	4	6	10	2	4-0	6	0	1	14	4.7	8
Culver	1-0	8	2-4	.500	0-1	.000	0-0	---	0	0	0	1	0-0	1	1	0	4	4.0	4
Tillie	1-0	7	1-4	.250	1-2	.500	0-0	---	0	0	0	0	3-0	0	0	0	3	3.0	3
Aldama	1-0	12	1-3	.333	0-2	.000	0-0	---	1	3	4	2	0-0	0	0	0	2	2.0	2
GRIZZLIES	4	985	155-365	.425	37-123	.301	103-136	.757	67	132	199	96	82-1	33	62	27	450	112.5	125

MINNESOTA VS. MEMPHIS

PLAYER	G-GS	MIN	FG-FGA	PCT	3FG-FGA	PCT	FT-FTA	PCT	OFF	DEF	TOT	AST	PF-DQ	STL	TO	BLK	PTS	AVG	HI
Russell	4-4	141	43-77	.558	19-41	.463	19-24	.792	2	12	14	27	14-1	2	10	2	124	31.0	37
Towns	4-4	135	37-71	.521	8-21	.381	11-15	.733	13	24	37	11	16-0	3	10	8	93	23.3	25
Edwards	4-4	139	27-63	.429	14-32	.438	17-22	.773	3	8	11	16	9-0	4	11	2	85	21.3	30
Beasley	4-0	91	13-34	.382	10-27	.370	0-0	---	1	10	11	7	7-0	1	1	0	36	9.0	17
Beverley	4-4	110	13-35	.371	8-17	.471	2-4	.500	8	11	19	18	11-0	7	5	5	36	9.0	13
Knight	1-0	9	2-2	1.000	0-0	---	2-4	.500	1	2	3	3	0-0	1	1	0	6	6.0	6
McDaniels	4-1	82	9-22	.409	2-10	.200	4-5	.800	4	14	18	1	19-2	3	2	3	24	6.0	11
Reid	4-0	61	8-23	.348	3-8	.375	3-5	.600	7	9	16	3	7-0	1	4	8	22	5.5	8
Vanderbilt	4-3	94	9-16	.563	0-1	.000	4-6	.667	13	22	35	4	16-1	5	4	3	22	5.5	8
Bolmaro	1-0	7	2-2	1.000	1-1	1.000	0-0	---	0	4	4	0	0-0	0	1	0	5	5.0	5
McLaughlin	2-0	27	3-4	.750	1-2	.500	1-1	1.000	0	3	3	1	0-0	1	2	1	8	4.0	8
Nowell	1-0	8	1-5	.200	0-2	.000	2-2	1.000	1	2	3	1	0-0	0	0	0	4	4.0	4
Prince	4-0	52	6-18	.333	2-11	.182	2-2	1.000	1	4	5	6	5-0	1	2	1	16	4.0	9
Okogie	2-0	22	1-3	.333	0-1	.000	0-0	---	3	0	3	2	2-0	0	0	0	2	1.0	2
Layman	1-0	8	0-2	.000	0-2	.000	0-0	---	0	1	1	0	0-0	0	0	0	0	0.0	0
TIMBERWOLVES	4	985	174-377	.462	68-176	.386	67-90	.744	57	126	183	100	106-4	29	59	33	483	120.8	138

OPPONENTS

MINNESOTA TIMBERWOLVES



ALL-TIME SERIES

DATE	@	W/L	GRIZZ	OPP
11/5/95 *		W	100	98
11/28/95	@	L	98	121
3/17/96	@	L	85	90
4/3/96		W	105	103
1995-96 SEASON: 2-2 H: 2-0 A: 0-2				
1/23/97		L	76	95
2/6/97	@	L	86	103
2/19/97		L	73	84
3/19/97	@	L	72	95
1996-97 SEASON: 0-4 H: 0-2 A: 0-2				
11/7/97		L	97	108
11/29/97	@	L	87	106
1/29/98		L	106	112
3/21/98	@	L	88	102
1997-98 SEASON: 0-4 H: 0-2 A: 0-2				
2/19/99	@	L	96	115
3/4/99		L	93	102
3/18/99		W	86	81
4/16/99	@	L	75	89
1998-99 SEASON: 1-3 H: 1-1 A: 0-2				
11/21/99		L	81	105
11/27/99	@	L	82	113
2/18/00	@	L	91	103
4/14/00 **		L	94	104
1999-00 SEASON: 0-4 H: 0-2 A: 0-2				
11/22/00	@	L	100	101
1/21/01		L	94	96
2/18/01	@	W	110	102
4/10/01		L	91	104
2000-01 SEASON: 1-3 H: 0-2 A: 1-1				
11/2/01	@	L	102	111
12/6/01		L	80	105
3/21/02		L	93	95
4/3/02	@	L	81	92
2001-02 SEASON: 0-4 H: 0-2 A: 0-2				
11/15/02		L	95	99
11/19/02 *	@	L	106	110
3/18/03	@	L	80	96
4/16/03		L	87	95
2002-03 SEASON: 0-4 H: 0-2 A: 0-2				
11/28/03		L	98	102
2/6/04	@	W	99	98
4/4/04	@	L	82	90
4/14/04		L	90	107
2003-04 SEASON: 1-3 H: 0-2 A: 1-1				
11/26/04	@	L	90	115
1/1/05	@	W	104	95
2/8/05		W	108	96
3/18/05		W	88	83
2004-05 SEASON: 3-1 H: 2-0 A: 1-1				
1/25/06		W	107	87
2/26/06	@	L	99	105
4/11/06		W	92	76
4/19/06 **	@	W	102	92
2005-06 SEASON: 3-1 H: 2-0 A: 1-1				

DATE	@	W/L	GRIZZ	OPP
1/12/07		L	110	116
2/9/07 *		W	105	97
4/18/07	@	W	116	94
2006-07 SEASON: 2-1 H: 1-1 A: 1-0				
12/1/07		W	109	80
3/19/08	@	L	94	98
4/6/08	@	W	113	101
4/12/08		L	105	114
2007-08 SEASON: 2-2 H: 1-1 A: 1-1				
12/23/08 *	@	L	98	108
1/6/09		L	87	94
3/11/09	@	L	79	104
2008-09 SEASON: 0-3 H: 0-1 A: 0-2				
11/14/09		W	97	87
12/2/09	@	W	97	95
1/15/10		W	135	110
2/6/10	@	L	102	109
2009-10 SEASON: 3-1 H: 2-0 A: 1-1				
10/30/10		W	109	89
12/2/11	@	W	102	84
2/23/11	@	W	104	95
4/2/11		W	106	89
2010-11 SEASON: 4-0 H: 2-0 A: 2-0				
1/4/12	@	W	90	86
2/8/12		W	85	80
3/27/12		W	93	86
4/17/12	@	W	91	84
2011-12 SEASON: 4-0 H: 2-0 A: 2-0				
2/10/13		W	105	88
3/18/13		W	92	77
3/30/13	@	W	99	86
2012-13 SEASON: 3-0 H: 2-0 A: 1-0				
12/15/13		L	93	101
1/31/14	@	W	94	90
3/24/14		W	109	92
4/2/14	@	L	88	102
2013-14 SEASON: 2-2 H: 1-1 A: 1-1				
10/29/14		W	105	101
2/6/15	@	L	89	90
2/28/15	@	W	101	97
2014-15 SEASON: 2-1 H: 1-0 A: 1-1				
11/15/15	@	W	114	106
1/23/16	@	L	101	106
2/19/16		W	109	104
3/16/16		L	108	114
2015-16 SEASON: 2-2 H: 1-1 A: 1-1				
10/26/16		W	102	98
11/1/16	@	L	80	116
11/19/16		W	93	71
2/4/17	@	W	107	99
2016-17 SEASON: 3-1 H: 2-0 A: 1-1				

DATE	@	W/L	GRIZZ	OPP
12/4/17		W	95	92
3/26/18	@	W	101	93
4/9/18	@	L	94	113
2017-18 SEASON: 2-1 H: 1-0 A: 1-1				
11/18/18	@	W	100	87
1/30/19 *	@	L	97	99
2/5/19		W	108	106
3/23/19		L	99	112
2018-19 SEASON: 2-2 H: 1-1 A: 1-1				
11/6/19		W	137	121
12/1/19	@	W	115	107
1/7/20		W	119	112
2019-20 SEASON: 3-0 H: 2-0 A: 1-0				
1/13/21	@	W	118	107
4/2/21		W	120	108
5/5/21	@	W	139	135
2020-21 SEASON: 3-0 H: 2-0 A: 2-0				
11/8/21 *		W	125	118
11/20/21	@	L	95	138
1/13/22		W	116	108
2/24/22	@	L	114	119
2021-22 SEASON: 2-2 H: 2-0 A: 0-2				

* OT | ** 2OT | *** 3OT

INTRO

PLAYERS

EXECUTIVE

B-BALL OPS

BUSINESS OPS

MEDIA

HISTORY

PLAYOFFS

REVIEW

OPPONENTS

NBA

FEDERFORUM

AT A GLANCE



NEW ORLEANS PELICANS



WESTERN CONFERENCE SOUTHWEST DIVISION

Home Court: Smoothie King Center – 16,867
Office: 5800 Airline Drive, New Orleans, LA 70003
Phone: (504) 593-4700 **Website:** pelicans.com

Governor: Gayle Benson
President: Dennis Lauscha

Executive Vice President of Basketball Operations: David Griffin

General Manager: Trajan Langdon

Vice President of Basketball Operations/Team Development: Swin Cash

Head Coach: Willie Green

Assistant Coaches: Jarron Collins, Casey Hill, Fred Vinson, Teresa Weatherspoon, Ryan Frazier, Ryan Pannone

Vice President of Player Care & Performance: Aaron Nelson

Head Athletic Trainer: Tom Maystadt

Head Strength and Conditioning Coach: Daniel Bove

Communications: Greg Bensele, Matt Ryan, Chris Trahant, Henry Valier, Sam Shannon

Television: Bally Sports New Orleans, Joel Meyers, Antonio Daniels, Jen Hale

Radio: WRNO (99.5 FM), Todd Graffagnini, John DeShazier, Joe Cardosi, Erin Summers

2021-22 SEASON SERIES STATISTICS

MEMPHIS VS. NEW ORLEANS

PLAYER	G-GS	MIN	FG-FGA	PCT	3FG-FGA	PCT	FT-FTA	PCT	OFF	DEF	TOT	AST	PF-DQ	STL	TO	BLK	PTS	AVG	HI
Brooks	2-2	54	17-34	.500	5-9	.556	7-7	1.000	2	6	8	5	5-0	0	3	0	46	23.0	23
Morant	3-3	91	23-44	.523	7-12	.583	14-17	.824	5	16	21	27	5-0	3	7	2	67	22.3	24
Bane	4-4	108	23-46	.500	13-24	.542	6-6	1.000	4	11	15	12	16-1	1	6	0	65	16.3	22
Jackson	4-4	93	18-45	.400	6-21	.286	19-22	.864	6	16	22	2	10-0	4	3	10	61	15.3	23
Clarke	4-0	66	24-27	.889	0-0	---	4-5	.800	10	13	23	8	7-0	3	1	1	52	13.0	20
Williams	4-2	82	18-33	.545	7-15	.467	3-6	.500	6	5	11	3	10-0	2	3	0	46	11.5	19
Melton	4-0	84	16-37	.432	6-19	.316	5-6	.833	2	9	11	8	7-0	4	4	2	43	10.8	14
Adams	4-4	119	16-22	.727	0-0	---	5-12	.417	16	22	38	16	11-0	4	5	4	37	9.3	15
Jones	4-1	77	13-31	.419	4-11	.364	2-3	.667	1	6	7	20	1-0	3	4	0	32	8.0	27
Anderson	4-0	76	10-22	.455	2-7	.286	3-3	1.000	1	11	12	11	3-0	1	4	1	25	6.3	13
Konchar	3-0	54	4-12	.333	1-7	.143	2-4	.500	3	11	14	5	2-0	1	4	1	11	3.7	5
Tillman	2-0	15	2-4	.500	1-3	.333	0-2	.000	0	0	0	1	2-0	2	0	0	5	2.5	3
Culver	2-0	18	1-7	.143	0-3	.000	1-2	.500	1	0	1	3	6-0	2	3	1	3	1.5	3
Pons	2-0	15	1-4	.250	0-1	.000	0-0	---	2	1	3	0	1-0	0	1	1	2	1.0	2
Tillie	1-0	8	0-5	.000	0-0	.000	0-0	---	0	2	2	0	1-0	0	2	1	0	0.0	0
GRIZZLIES	4	960	186-373	.499	52-137	.380	71-95	.747	59	129	188	121	87-1	30	53	24	495	123.8	141

NEW ORLEANS VS. MEMPHIS

PLAYER	G-GS	MIN	FG-FGA	PCT	3FG-FGA	PCT	FT-FTA	PCT	OFF	DEF	TOT	AST	PF-DQ	STL	TO	BLK	PTS	AVG	HI
McCollum (TOT)	4-4	131	39-84	.464	11-30	.367	14-22	.636	2	17	19	24	8-0	5	6	1	103	25.8	32
McCollum (NO)	3-3	99	31-63	.492	7-21	.333	9-16	.563	1	12	13	22	5-0	3	4	0	78	26.0	32
Alexander-Walker	1-1	26	7-14	.500	2-6	.333	5-6	.833	0	3	3	1	0-0	2	0	0	21	21.0	21
Ingram	2-2	63	15-35	.429	2-7	.286	5-5	1.000	1	6	7	8	8-0	0	7	1	37	18.5	19
Herrangomez	3-0	79	17-26	.654	0-1	.000	10-13	.769	10	14	24	5	8-0	2	4	0	44	14.7	17
Valanciunas	4-4	87	20-31	.645	4-8	.500	8-10	.800	2	14	16	5	15-0	1	10	4	52	13.0	19
Harper	1-0	7	5-6	.833	1-1	1.000	1-1	1.000	0	0	0	2	0-0	3	1	0	12	12.0	12
Marshall	2-0	43	5-16	.313	1-7	.143	10-13	.769	0	4	4	1	2-0	1	3	1	21	10.5	16
Graham	4-3	95	14-32	.438	6-21	.286	6-7	.857	1	7	8	16	3-0	2	10	0	40	10.0	15
Jones	4-3	101	14-24	.583	3-6	.500	8-8	1.000	8	7	15	2	12-0	4	2	2	39	9.8	17
Murphy	2-0	26	3-9	.333	3-6	.500	7-7	1.000	2	2	4	0	2-0	0	1	0	16	8.0	8
Hayes	4-2	83	13-22	.591	0-4	.000	5-10	.500	7	8	15	4	11-0	1	3	4	31	7.8	13
Alvarado	3-0	51	7-15	.467	0-4	.000	3-4	.750	1	4	5	10	3-0	5	3	2	17	5.7	12
Hart	1-1	33	2-5	.400	1-1	1.000	0-0	---	0	3	3	11	4-0	1	0	0	5	5.0	5
Satoransky	1-0	18	1-5	.200	1-2	.500	2-2	1.000	2	2	4	5	1-0	0	0	0	5	5.0	5
Snell (TOT)	3-1	46	6-17	.353	2-9	.222	1-1	1.000	0	1	1	1	3-0	1	3	2	15	5.0	7
Snell (NO)	3-1	46	6-17	.353	2-9	.222	1-1	1.000	0	1	1	1	3-0	1	3	2	15	5.0	7
Nance (TOT)	4-2	94	8-18	.444	1-7	.143	1-1	1.000	5	19	24	6	5-0	6	3	2	18	4.5	8
Nance (NO)	1-0	19	1-5	.200	0-2	.000	0-0	---	1	2	3	0	2-0	2	1	0	2	2.0	2
Johnson (TOT)	1-0	17	1-5	.200	0-0	---	2-2	1.000	3	4	7	0	2-0	1	1	0	4	4.0	4
Johnson (NO)	1-0	17	1-5	.200	0-0	---	2-2	1.000	3	4	7	0	2-0	1	1	0	4	4.0	4
Temple	3-0	40	2-9	.222	2-7	.286	1-2	.500	0	4	4	2	4-0	1	2	1	7	2.3	4
Clark	3-0	29	0-7	.000	0-6	.000	0-0	---	1	8	9	1	0-0	1	3	0	0	0.0	0
PELICANS	4	960	164-346	.474	35-119	.294	83-107	.776	40	105	145	96	85-0	31	60	17	446	111.5	114

SERIES

Overall: 34-40

Home: 22-15

Road: 12-25

LAST WIN/LOSS

	DATE	SCORE
Last Home Win	4/9/22	141-114
Last Home Loss	2/16/21	144-113
Last Road Win	2/15/22	121-109
Last Road Loss	11/13/21	112-101

LARGEST MARGINS

	DATE	MARGIN
Biggest Win	4/8/15	36
Worst Loss	2/16/21	31

2022-23 SCHEDULE

11/15/22	@ NOP	12/31/22	@ MEM
11/25/22	@ MEM	4/5/23	@ NOP



ALL-TIME SERIES

DATE	@	W/L	GRIZZ	OPP
1/6/03		W	106	102
2/21/03 *	@	L	123	125
2002-03 SEASON: 1-1 H: 1-0 A: 0-1				
12/20/03	@	L	89	94
2/28/04		W	97	92
2004-05 SEASON: 1-1 H: 1-0 A: 0-1				
1/7/05		W	84	76
1/31/05	@	W	98	91
3/16/05	@	W	88	82
3/26/05		L	85	96
2004-05 SEASON: 3-1 H: 1-1 A: 2-0				
12/6/05		W	89	73
1/18/06	@	L	79	87
1/28/06		L	86	95
3/31/06	@	L	102	107
2005-06 SEASON: 1-3 H: 1-1 A: 0-2				
12/22/06 *	@	L	97	100
2/10/07	@	L	99	114
2/13/07		W	108	104
3/20/07		L	103	114
2006-07 SEASON: 1-3 H: 1-1 A: 0-2				
11/16/07 *		L	118	120
12/7/07 *	@	L	116	118
12/26/07		L	98	116
2/9/08	@	L	99	112
2007-08 SEASON: 0-4 H: 0-2 A: 0-2				
12/6/08	@	L	87	106
12/16/08		L	84	91
2/9/09		W	85	80
3/20/09	@	L	84	96
2008-09 SEASON: 1-3 H: 1-1 A: 0-2				
1/20/10	@	L	111	113
1/30/10 *		L	102	109
3/3/10	@	W	104	100
4/2/10		W	107	96
2009-10 SEASON: 2-2 H: 1-1 A: 1-1				
1/19/11 *	@	L	102	103
3/4/11		L	91	98
4/1/11	@	W	93	81
4/10/11		W	111	89
2010-11 SEASON: 2-2 H: 1-1 A: 1-1				
1/14/12		W	108	99
1/18/12	@	W	93	87
4/15/12	@	L	75	88
4/18/12		W	103	91
2011-12 SEASON: 3-1 H: 2-0 A: 1-1				
12/7/12	@	W	96	89
1/27/13		L	83	91
3/9/13		W	96	85
3/22/13	@	L	83	90
2012-13 SEASON: 2-2 H: 1-1 A: 1-1				

DATE	@	W/L	GRIZZ	OPP
11/6/13		L	84	99
12/13/13	@	L	98	104
1/20/14		L	92	95
3/12/14	@	W	90	88
2013-14 SEASON: 1-3 H: 0-2 A: 1-1				
11/3/14		W	93	81
1/9/15	@	L	95	106
3/7/15	@	L	89	95
4/8/15		W	110	74
2014-15 SEASON: 2-2 H: 2-0 A: 0-2				
12/1/15	@	W	113	104
1/18/16		W	101	99
2/1/16	@	W	110	95
3/11/16 *		W	121	114
2015-16 SEASON: 4-0 H: 2-0 A: 2-0				
11/2/16 *		W	89	83
12/5/16 **	@	W	110	108
2/15/17		L	91	95
3/21/17	@	L	82	95
2016-17 SEASON: 2-2 H: 1-1 A: 1-1				
10/18/17		W	103	91
1/10/18		W	105	102
1/20/18	@	L	104	111
4/4/18	@	L	95	123
2017-18 SEASON: 2-2 H: 2-0 A: 0-2				
12/7/18	@	W	107	103
1/7/19	@	L	95	114
1/21/19		L	85	105
2/9/19		W	99	90
2018-19 SEASON: 2-2 H: 1-1 A: 1-1				
1/20/20		L	116	126
1/31/20	@	L	111	139
8/3/20	@	L	99	109
2019-20 SEASON: 0-3 H: 0-1 A: 0-2				
2/6/21	@	L	109	118
2/16/21		L	113	144
5/10/21		W	115	110
2020-21 SEASON: 1-2 H: 1-1 A: 0-1				
11/13/21	@	L	101	112
2/15/22	@	W	121	109
3/8/22		W	132	111
4/9/22		W	141	114
2021-22 SEASON: 3-1 H: 2-0 A: 1-1				

* OT | ** 2OT | *** 3OT

INTRO

PLAYERS

EXECUTIVE

B-BALL OPS

BUSINESS OPS

MEDIA

HISTORY

PLAYOFFS

REVIEW

OPPONENTS

NBA

FEDERFORUM

AT A GLANCE



NEW YORK KNICKS



EASTERN CONFERENCE ATLANTIC DIVISION

Home Court: Madison Square Garden – 19,812
Office: Two Pennsylvania Plaza, New York, NY 10121
Phone: (212) 465-6471 **Website:** nyknicks.com

Executive Chairman & NBA Governor: James L. Dolan

Chief Executive Officer: Andrew Lustgarten

President, New York Knicks: Leon Rose

General Manager: Scott Perry

Team Physician: Dr. Sameer Dixit

Head Coach: Tom Thibodeau

Associate Head Coach: Johnnie Bryant

Assistant Coaches: Rick Brunson, Andy Greer, Darren Erman, Daisuke Yoshimoto, Daniel Brady, Othella Harrington, Larry Greer

Head Athletic Trainer Emeritus: Roger Hinds

Head Athletic Trainer: Anthony Goenaga

Strength & Conditioning Coach: Richard Williams

Communications: Greg Schwartz, Derek Lapinski, Mallory Kwitter, Brittany Stamoulis

Television: MSG, Mike Breen, Walt Frazier

Radio: ESPN Radio 98.7 FM, Ed Cohen, Brendan Brown

SERIES

Overall: 26-24

Home: 14-11

Road: 12-13

LAST WIN/LOSS

	DATE	SCORE
Last Home Win	3/11/22	118-114
Last Home Loss	5/3/21	118-104
Last Road Win	2/2/22	120-108
Last Road Loss	4/9/21	133-129

LARGEST MARGINS

	DATE	MARGIN
Biggest Win	1/5/15	22
Worst Loss	11/12/08	29

2022-23 SCHEDULE

10/19/22	@ MEM
11/27/22	@ NYK

2021-22 SEASON SERIES STATISTICS

MEMPHIS VS. NEW YORK

PLAYER	G-GS	MIN	FG-FGA	PCT	3FG-FGA	PCT	FT-FTA	PCT	OFF	DEF	TOT	AST	PF-DQ	STL	TO	BLK	PTS	AVG	HI
Moran	2-2	74	23-60	.383	1-10	.100	13-18	.722	3	5	8	17	2-0	5	4	1	60	30.0	37
Jackson	2-2	61	12-23	.522	6-11	.545	9-10	.900	1	13	14	2	6-0	1	1	7	39	19.5	26
Williams	2-2	57	14-20	.700	6-12	.500	0-0	---	1	6	7	4	3-0	1	1	0	34	17.0	21
Bane	2-2	62	8-33	.242	6-17	.353	3-5	.600	3	9	12	3	7-0	4	2	2	25	12.5	13
Clarke	2-0	43	8-15	.533	0-0	---	4-6	.667	6	9	15	0	5-0	3	0	4	20	10.0	10
Melton	2-0	36	8-17	.471	4-10	.400	0-1	.000	1	4	5	5	4-0	1	5	3	20	10.0	14
Jones	2-0	31	6-11	.545	1-3	.333	2-4	.500	1	3	4	6	3-0	1	0	0	15	7.5	11
Anderson	2-0	33	5-11	.455	0-1	.000	0-4	.000	2	8	10	8	5-0	2	3	3	10	5.0	6
Adams	2-2	55	3-11	.273	0-0	---	2-4	.500	14	8	22	4	7-0	1	3	1	8	4.0	6
Konchar	2-0	27	3-4	.750	1-1	1.000	0-0	---	1	6	7	4	3-0	0	0	0	7	3.5	4
GRIZZLIES	2	480	90-205	.439	25-65	.385	33-52	.635	33	71	104	53	45-0	19	21	21	238	119.0	120

NEW YORK VS. MEMPHIS

PLAYER	G-GS	MIN	FG-FGA	PCT	3FG-FGA	PCT	FT-FTA	PCT	OFF	DEF	TOT	AST	PF-DQ	STL	TO	BLK	PTS	AVG	HI
Randle	2-2	77	18-45	.400	4-12	.333	14-18	.778	7	17	24	15	10-0	3	6	2	54	27.0	36
Barrett	2-2	78	16-42	.381	2-10	.200	12-18	.667	1	10	11	3	3-0	1	5	1	46	23.0	23
Fournier	2-2	62	14-26	.538	11-19	.579	3-3	1.000	0	9	9	6	3-0	1	5	0	42	21.0	30
Reddish (TOT)	1-0	28	4-10	.400	2-5	.400	4-4	1.000	0	1	1	2	1-0	3	2	1	14	14.0	14
Robinson	2-2	64	12-16	.750	0-0	---	0-3	.000	15	12	27	5	6-0	3	6	12	24	12.0	14
Burks	2-1	48	6-14	.429	2-5	.400	8-9	.889	1	6	7	6	7-0	1	1	1	22	11.0	18
Quickley	2-0	57	6-19	.316	3-8	.375	7-8	.875	1	5	6	7	8-0	1	5	0	22	11.0	11
Grimes	1-0	15	2-5	.400	0-3	.000	0-0	---	0	2	2	0	0-0	2	1	0	4	4.0	4
Gibson	2-0	17	1-2	.500	0-0	---	4-4	1.000	0	2	2	0	7-1	0	0	0	6	3.0	4
Toppin	1-0	11	1-4	.250	0-2	.000	0-0	---	0	6	6	1	0-0	0	0	0	2	2.0	2
McBride	1-0	11	0-1	.000	0-0	---	0-0	---	0	0	0	0	2-0	0	0	0	0	0.0	0
Noel	1-0	16	0-0	---	0-0	---	0-0	---	1	1	2	1	3-0	1	0	0	0	0.0	0
Sims	1-0	6	0-0	---	0-0	---	0-0	---	1	2	3	0	1-0	0	2	0	0	0.0	0
Walker	1-1	17	0-4	.000	0-2	.000	0-0	---	1	2	3	2	0-0	0	0	0	0	0.0	0
KNICKERBOCKERS	2	480	76-178	.427	22-61	.361	48-63	.762	28	74	102	46	50-1	13	31	16	222	111.0	114

OPPONENTS



ALL-TIME SERIES

DATE	@	W/L	GRIZZ	OPP
11/19/95	@	L	93	98
1/20/96		W	84	80
1995-96 SEASON: 1-1 H: 1-0 A: 0-1				
11/10/96		L	82	101
3/18/97	@	L	73	98
1996-97 SEASON: 0-2 H: 0-1 A: 0-1				
11/23/97	@	L	84	104
3/27/98*		L	89	97
1997-98 SEASON: 0-2 H: 0-1 A: 0-1				
NO GAMES				
1998-99 SEASON: 0-0 H: 0-0 A: 0-0				
3/7/00	@	L	86	111
3/31/00		L	83	89
1999-00 SEASON: 0-2 H: 0-1 A: 0-1				
11/27/00	@	L	72	97
3/29/01		W	89	68
2000-01 SEASON: 1-1 H: 1-0 A: 0-1				
12/20/01	@	W	90	88
3/19/02		L	92	101
2001-02 SEASON: 1-1 H: 0-1 A: 1-0				
1/31/03		L	102	108
3/11/03	@	W	87	85
2002-03 SEASON: 1-1 H: 0-1 A: 1-0				
12/26/03		L	94	98
3/24/04	@	W	111	97
2003-04 SEASON: 1-1 H: 0-1 A: 1-0				
12/1/04	@	L	82	90
12/7/04		W	96	88
2004-05 SEASON: 1-1 H: 1-0 A: 0-1				
3/1/06		W	101	99
3/24/06	@	W	91	75
2005-06 SEASON: 2-0 H: 1-0 A: 1-0				
11/1/06***		L	117	118
12/4/06	@	L	90	98
2006-07 SEASON: 0-2 H: 0-1 A: 0-1				
3/21/08	@	W	120	106
4/2/08		W	130	114
2007-08 SEASON: 2-0 H: 1-0 A: 1-0				
11/12/08		L	103	132
1/23/09	@	L	88	108
2008-09 SEASON: 0-2 H: 0-1 A: 0-1				

DATE	@	W/L	GRIZZ	OPP
2/27/10	@	W	120	109
3/12/10		W	119	112
2009-10 SEASON: 2-0 H: 1-0 A: 1-0				
3/9/11		L	108	110
3/17/11	@	L	99	120
2010-11 SEASON: 0-2 H: 0-1 A: 0-1				
1/12/12		W	94	83
2011-12 SEASON: 1-0 H: 1-0 A: 0-0				
11/16/12		W	105	95
3/27/13	@	L	101	108
2012-13 SEASON: 1-1 H: 1-0 A: 0-1				
12/21/13	@	W	95	87
2/18/14		W	98	93
2013-14 SEASON: 2-0 H: 1-0 A: 1-0				
1/5/15		W	105	83
3/23/15	@	W	103	82
2014-15 SEASON: 2-0 H: 1-0 A: 1-0				
1/16/16		W	103	95
2/5/16	@	W	91	85
2015-16 SEASON: 2-0 H: 1-0 A: 1-0				
10/29/16	@	L	104	111
4/7/17		W	101	88
2016-17 SEASON: 1-1 H: 1-0 A: 0-1				
12/6/17	@	L	88	99
1/17/18		W	105	99
2017-18 SEASON: 1-1 H: 1-0 A: 0-1				
11/25/18		L	98	103
2/3/19	@	W	96	84
2018-19 SEASON: 1-1 H: 0-1 A: 1-0				
1/29/20	@	W	127	106
2019-20 SEASON: 1-0 H: 0-0 A: 1-0				
4/9/21*	@	L	129	133
5/3/21		L	104	118
2020-21 SEASON: 0-2 H: 0-1 A: 0-1				
2/2/22	@	W	120	108
3/11/22		W	118	114
2021-22 SEASON: 2-0 H: 1-0 A: 1-0				

* OT | ** 2OT | *** 3OT

INTRO

PLAYERS

EXECUTIVE

B-BALL OPS

BUSINESS OPS

MEDIA

HISTORY

PLAYOFFS

REVIEW

OPPONENTS

NBA

FEDERFORUM

AT A GLANCE



OKLAHOMA CITY THUNDER



WESTERN CONFERENCE NORTHWEST DIVISION

Home Court: Paycom Center – 18,203
Office: 201 Thunder Dr., Oklahoma City, OK 73102
Phone: (405) 208-4800 Website: okcthunder.com

SERIES

Overall: 33-65
Home: 21-28 Road: 12-37

LAST WIN/LOSS

	DATE	SCORE
Last Home Win	12/2/21	152-79
Last Home Loss	12/20/21	102-99
Last Road Win	3/13/22	125-118
Last Road Loss	3/14/21	128-122

LARGEST MARGINS

	DATE	MARGIN
Biggest Win	12/2/21	73
Worst Loss	4/3/98	40

2022-23 SCHEDULE

11/18/22	@ MEM	12/17/22	@ OKC
12/7/22	@ MEM	4/9/23	@ OKC

Chairman: Clay Bennett

Executive Vice President/General Manager: Sam Presti

VPs/Chief of Basketball Operations: Will Dawkins, Rob Hennigan

EVP/Chief Administrative Officer: Danny Barth

Head Coach: Mark Daigneault

Assistant Coaches: Dave Bliss, Mike Wilks, David Akinyooye, Grant Gibbs, Chip Englelland

Assistant Coach/Player Development: Eric Maynor

Assistant Coach/Program Development: Connor Johnson

Player Development Coaches: Zach Peterson, Kameron Woods

Vice President of Human & Player Performance: Dr. Donnie Strack

Senior Athletic Performance Coach: Andrew Paul

Vice President of Logistics & Engagement: Marc St. Yves

Communications: Matt Tumbleson, John Read, Laila Wani, Heather Ward

Television: Bally Sports Oklahoma, Chris Fisher, Michael Cage, Nick Gallo, Paris Lawson

Radio (English): WWLS 98.1 FM/640 AM, Matt Pinto

Radio (Spanish): WKY 930 AM, Eleno Ornelas

2021-22 SEASON SERIES STATISTICS

MEMPHIS VS. OKLAHOMA CITY

PLAYER	G-GS	MIN	FG-FGA	PCT	3FG-FGA	PCT	FT-FTA	PCT	OFF	DEF	TOT	AST	PF-QD	STL	TO	BLK	PTS	AVG	HI
Jackson	3-3	84	19-39	.487	11-17	.647	11-11	1.000	4	10	14	3	7-0	4	5	3	60	20.0	27
Aldama	1-0	28	8-16	.500	0-3	.000	2-3	.667	5	5	10	3	1-0	1	0	1	18	18.0	18
Morant	2-2	61	13-26	.500	1-3	.333	6-10	.600	2	9	11	18	3-0	2	7	1	33	16.5	17
Bane	3-3	85	18-41	.439	8-16	.500	4-4	1.000	5	14	19	7	5-0	4	2	1	48	16.0	25
Brooks	3-3	76	20-46	.435	3-13	.231	2-3	.667	2	3	5	9	10-0	4	6	0	45	15.0	19
Clarke	2-0	38	10-16	.625	1-3	.333	2-2	1.000	2	10	12	1	3-0	1	2	3	23	11.5	12
Culver	1-0	14	5-8	.625	1-2	.500	0-2	.000	1	3	4	6	1-0	2	0	0	11	11.0	11
Jones	2-1	39	9-16	.563	3-6	.500	1-1	1.000	1	7	8	12	1-0	5	2	0	22	11.0	12
Konchar	2-0	39	8-12	.667	4-7	.571	2-2	1.000	2	3	5	6	3-0	4	0	0	22	11.0	17
Williams	1-0	22	4-8	.500	3-5	.600	0-0	---	2	1	3	3	3-0	1	1	1	11	11.0	11
Tilman	2-0	45	8-14	.571	2-4	.500	1-1	1.000	4	1	5	4	4-0	3	1	2	19	9.5	11
Melton	3-0	57	11-26	.423	3-13	.231	2-2	1.000	3	7	10	12	4-0	1	4	1	27	9.0	19
Adams	3-3	66	7-14	.500	0-1	.000	7-8	.875	14	24	38	7	4-0	0	4	2	21	7.0	9
Anderson	2-0	40	5-12	.417	0-1	.000	0-0	---	3	10	13	4	1-0	1	0	1	10	5.0	6
Tillie	2-0	26	2-5	.400	1-3	.333	1-2	.500	1	3	4	0	6-0	0	1	0	6	3.0	6
GRIZZLIES	3	720	147-299	.492	41-97	.423	41-51	.804	51	110	161	95	56-0	33	35	16	376	125.3	152

OKLAHOMA CITY VS. MEMPHIS

PLAYER	G-GS	MIN	FG-FGA	PCT	3FG-FGA	PCT	FT-FTA	PCT	OFF	DEF	TOT	AST	PF-QD	STL	TO	BLK	PTS	AVG	HI
Gilgeous-Alexand	2-2	75	17-39	.436	1-10	.100	19-20	.950	1	10	11	11	5-0	5	2	3	54	27.0	31
Giddey	1-1	30	7-16	.438	3-8	.375	2-6	.333	2	3	5	11	3-0	1	3	0	19	19.0	19
Waters	1-0	30	6-11	.545	4-9	.444	0-0	---	0	2	2	3	1-0	2	0	1	16	16.0	16
Bazley	3-2	77	16-29	.552	5-11	.455	5-12	.417	2	16	18	4	3-0	1	9	6	42	14.0	29
Dort	2-2	61	7-23	.304	5-17	.294	8-10	.800	0	7	7	3	5-0	1	3	2	27	13.5	15
Williams	1-0	23	5-6	.833	1-1	1.000	2-2	1.000	1	2	3	1	4-0	1	2	0	13	13.0	13
Jerome	1-1	35	5-14	.357	1-5	.200	1-2	.500	0	2	2	4	1-0	2	5	0	12	12.0	12
Muscala	2-0	31	5-11	.455	4-10	.400	7-7	1.000	0	6	6	0	1-0	0	0	0	21	10.5	12
Mann	3-2	76	11-28	.393	5-12	.417	2-3	.667	2	4	6	7	0-0	0	4	2	29	9.7	15
Maledon	1-1	26	3-11	.273	2-7	.286	1-2	.500	2	3	5	4	3-0	1	0	0	9	9.0	9
Roby	2-1	41	4-12	.333	1-5	.200	8-8	1.000	0	7	7	1	4-0	0	3	0	17	8.5	11
Favors	1-1	17	3-7	.429	0-1	.000	0-0	---	4	1	5	1	3-0	1	0	1	6	6.0	6
Pokusevski	3-0	61	7-20	.350	1-5	.200	2-2	1.000	8	9	17	4	5-0	0	5	3	17	5.7	10
Deck	1-0	22	2-5	.400	0-1	.000	0-0	---	0	2	2	2	2-0	0	1	0	4	4.0	4
Watson	1-0	32	1-8	.125	1-6	.167	1-2	.500	1	2	3	2	3-0	0	1	1	4	4.0	4
Robinson-Earl	2-2	42	2-11	.182	1-6	.167	2-2	1.000	4	6	10	1	2-0	0	2	0	7	3.5	5
Sarr	1-0	16	1-3	.333	0-1	.000	0-0	---	4	0	4	0	4-0	1	2	0	2	2.0	2
Krejci	1-0	20	0-2	.000	0-1	.000	0-0	---	0	3	3	3	3-0	0	2	1	0	0.0	0
Okpala (TOT)	2-0	6	0-0	---	0-0	---	0-0	---	0	1	1	0	0-0	0	0	0	0	0.0	0
Wiggins	1-0	6	0-1	.000	0-1	.000	0-0	---	0	1	1	1	0-0	0	0	0	0	0.0	0
THUNDER	3	720	102-257	.397	35-117	.299	60-78	.769	31	86	117	63	52-0	16	45	20	299	99.7	118

OPPONENTS



ALL-TIME SERIES

DATE	@	W/L	GRIZZ	OPP
11/17/95	@	L	81	117
12/19/95		W	94	93
12/21/95	@	L	68	92
2/18/96		L	109	118

1995-96 SEASON: 0-4 H: 1-1 A: 0-2

11/17/96	@	L	81	91
1/3/97		L	94	108
1/20/97	@	L	96	112
3/23/97		L	92	106

1996-97 SEASON: 0-4 H: 0-2 A: 0-2

11/19/97	@	L	87	107
1/4/98		L	108	120
4/3/98		L	98	138
4/14/98	@	L	98	110

1997-98 SEASON: 0-4 H: 0-2 A: 0-2

3/16/99	@	L	85	87
4/9/99		W	98	93
4/23/99		L	84	97

1998-99 SEASON: 1-2 H: 1-1 A: 0-1

11/18/99		L	108	110
12/18/99	@	L	89	112
3/13/00		L	103	113
3/16/00	@	L	103	117

1999-00 SEASON: 0-4 H: 0-2 A: 0-2

10/31/00		W	94	88
12/13/00		L	93	94
1/12/01	@	L	102	115
2/5/01	@	L	82	95

2000-01 SEASON: 1-3 H: 1-1 A: 0-2

1/6/02		L	77	89
3/3/02		L	71	96
3/27/02	@	L	82	96
4/17/02	@	L	94	109

2001-02 SEASON: 0-4 H: 0-2 A: 0-2

11/27/02		W	117	99
1/17/03 *	@	L	97	103
1/25/03		L	83	95
3/28/03	@	L	71	95

2002-03 SEASON: 1-3 H: 1-1 A: 0-2

11/21/03	@	W	98	97
12/30/03		L	99	105
1/9/04	@	L	116	122
3/18/04		L	94	97

2003-04 SEASON: 1-3 H: 0-2 A: 1-1

11/14/04	@	L	113	118
11/24/04		L	84	93
3/29/05		L	99	102

2004-05 SEASON: 0-3 H: 0-2 A: 0-1

11/8/05		W	94	69
12/31/05	@	W	100	96
3/8/06	@	W	99	74
3/28/06		L	97	98

2005-06 SEASON: 3-1 H: 1-1 A: 2-0

DATE	@	W/L	GRIZZ	OPP
12/18/06 **		W	134	126
2/20/07	@	L	105	121
3/30/07		@	93	120

2006-07 SEASON: 1-2 H: 1-0 A: 0-2

11/7/07	@	W	105	98
11/19/07		W	125	108
1/18/08		W	124	100
2/19/08	@	L	101	108

2007-08 SEASON: 3-1 H: 2-0 A: 1-1

11/29/08		L	103	111
12/10/08	@	W	108	102
1/18/09 *	@	L	102	114
2/28/09		L	92	99

2008-09 SEASON: 1-3 H: 0-2 A: 1-1

12/11/09		L	94	102
1/22/10		W	86	84
4/14/10	@	L	105	114

2009-10 SEASON: 1-2 H: 1-1 A: 0-1

1/4/11		W	110	105
1/8/11	@	L	100	109
2/8/11 *	@	W	105	101
3/7/11		W	107	101

2010-11 SEASON: 3-1 H: 2-0 A: 1-1

12/28/11		L	95	98
1/10/12		L	95	100
2/3/12	@	L	94	101
4/2/12	@	W	94	88

2011-12 SEASON: 1-3 H: 0-2 A: 1-1

11/14/12	@	W	107	97
1/31/13	@	L	89	106
3/20/13 *		W	90	89

2012-13 SEASON: 2-1 H: 1-0 A: 1-1

12/11/13		L	100	116
1/14/14		W	90	87
2/3/14	@	L	77	86
2/28/14	@	L	107	113

2013-14 SEASON: 1-3 H: 1-1 A: 0-2

11/7/14	@	W	91	89
1/31/15		W	85	74
2/11/15	@	L	89	105
4/3/15		W	100	92

2014-15 SEASON: 3-1 H: 2-0 A: 1-1

11/16/15		W	122	114
12/8/15		L	88	125
1/6/16	@	L	94	112

2015-16 SEASON: 1-2 H: 1-1 A: 0-1

12/29/16		L	114	80
1/11/17	@	L	95	103
2/3/17	@	L	102	114
4/5/17		L	100	103

2016-17 SEASON: 0-4 H: 0-2 A: 0-2

DATE	@	W/L	GRIZZ	OPP
12/9/17 *		L	101	102
2/1/18	@	L	92	110
2/14/18		L	114	121
4/11/18	@	L	123	137

2017-18 SEASON: 0-4 H: 0-2 A: 0-2

2/7/19	@	L	95	117
3/3/19	@	L	95	99
3/25/19		W	115	103

2018-19 SEASON: 1-2 H: 1-0 A: 0-2

12/18/19	@	L	122	126
12/26/19	@	W	110	97
8/7/20		W	121	92

2019-20 SEASON: 2-1 H: 1-0 A: 0-2

2/17/21		W	122	113
3/14/21	@	L	122	128
3/24/21	@	W	116	107

2020-21 SEASON: 2-1 H: 1-0 A: 1-1

12/2/21		W	152	79
12/20/21		L	99	102
3/13/22	@	W	125	118

2021-22 SEASON: 2-1 H: 1-1 A: 1-0

* OT | ** 2OT | *** 3OT

INTRO

PLAYERS

EXECUTIVE

B-BALL OPS

BUSINESS OPS

MEDIA

HISTORY

PLAYOFFS

REVIEW

OPPONENTS

NBA

FEDERFORUM

AT A GLANCE



ORLANDO MAGIC



EASTERN CONFERENCE SOUTHEAST DIVISION

Home Court: Amway Center – 18,846

Office: 400 West Church Street, Suite 250,
Orlando, FL 32801

Phone: (407) 916-2400 Website: orlandomagic.com

Chairman/Governor: Dan DeVos

Chief Executive Officer/Alternate Governor: Alex Martins

President of Basketball Operations: Jeff Weltman

General Manager: John Hammond

Associate General Manager: Pete D'Alessandro

Assistant General Managers: David Bencs, Anthony Parker

Head Coach: Jamahl Mosley

Assistant Coaches: Nate Tibbetts, Jesse Mermuys, Dale Osbourne, Bret Brielmaier,
Lionel Chalmers, Dylan Murphy

High Performance Director: Lindsay Winninger

Head Athletic Trainer: Ernest Eugene

Head Strength and Conditioning Coach: Toddr Pandov

Communications: Joel Glass, George Galante, Trish Wingerson, Louis Axen

Television: Bally Sports Florida, David Steele, Jeff Turner, Dante Marchitelli

Radio (English): FM 96.9 The Game, Jake Chapman

SERIES

Overall: 26-25

Home: 18-8

Road: 8-17

LAST WIN/LOSS

	DATE	SCORE
Last Home Win	3/5/22	124-96
Last Home Loss	3/10/20	120-115
Last Road Win	2/5/22	135-115
Last Road Loss	5/1/21	112-111

LARGEST MARGINS

	DATE	MARGIN
Biggest Win	3/5/22	28
Worst Loss	12/3/01	42

2022-23 SCHEDULE

1/5/23	@ ORL
3/28/23	@ MEM

2021-22 SEASON SERIES STATISTICS

MEMPHIS VS. ORLANDO

PLAYER	G-GS	MIN	FG-FGA	PCT	3FG-FGA	PCT	FT-FTA	PCT	OFF	DEF	TOT	AST	PF-QD	STL	TO	BLK	PTS	AVG	HI
Moran	2-2	57	23-38	.605	4-9	.444	8-11	.727	0	9	9	14	2-0	1	7	2	58	29.0	33
Jackson	2-2	54	10-30	.333	2-12	.167	12-16	.750	2	7	9	0	5-0	1	1	4	34	17.0	21
Bane	2-2	50	13-27	.481	4-12	.333	1-1	1.000	1	13	14	5	2-0	1	0	0	31	15.5	24
Melton	2-0	46	10-21	.476	5-11	.455	0-0	---	2	12	14	6	4-0	4	0	1	25	12.5	16
Jones	2-0	36	10-19	.526	3-6	.500	1-4	.250	0	2	2	7	0-0	1	1	0	24	12.0	14
Clarke	2-0	42	7-10	.700	0-0	---	7-10	.700	6	10	16	3	6-0	2	0	0	21	10.5	11
Williams	2-2	47	7-15	.467	5-9	.556	0-0	---	0	4	4	3	2-0	1	1	0	19	9.5	11
Adams	2-2	46	8-8	1.000	0-0	---	0-0	---	5	12	17	12	5-0	0	3	0	16	8.0	12
Anderson	2-0	37	5-11	.455	1-3	.333	5-7	.714	3	9	12	2	2-0	1	1	2	16	8.0	9
Tillman	2-0	8	4-6	.667	2-3	.667	0-0	---	1	3	4	0	0-0	0	1	0	10	5.0	5
Harrison (TOT)	1-0	21	2-6	.333	0-2	.000	0-0	---	1	3	4	3	3-0	1	2	1	4	4.0	4
Konchar	2-0	41	2-7	.286	1-6	.167	0-0	---	1	13	14	5	3-0	1	0	0	5	2.5	3
Culver	2-0	7	0-2	.000	0-1	.000	0-0	---	0	0	0	0	1-0	0	0	0	0	0.0	0
Tillie	2-0	8	0-3	.000	0-1	.000	0-0	---	1	1	2	1	3-0	0	0	0	0	0.0	0
GRIZZLIES	2	480	99-197	.503	27-73	.370	34-49	.694	22	95	117	58	35-0	13	16	9	259	129.5	135

ORLANDO VS. MEMPHIS

PLAYER	G-GS	MIN	FG-FGA	PCT	3FG-FGA	PCT	FT-FTA	PCT	OFF	DEF	TOT	AST	PF-QD	STL	TO	BLK	PTS	AVG	HI
Anthony	2-2	62	15-30	.500	6-10	.600	5-5	1.000	1	8	9	9	6-0	0	4	1	41	20.5	22
Suggs	1-1	29	5-12	.417	3-6	.500	4-5	.800	0	4	4	5	3-0	1	1	0	17	17.0	17
F. Wagner	2-2	51	11-18	.611	6-9	.667	2-2	1.000	0	6	6	9	4-0	0	3	1	30	15.0	15
M. Wagner	2-0	44	8-17	.471	3-9	.333	7-11	.636	0	16	16	5	6-0	1	3	0	26	13.0	17
Brazdeikis	2-0	38	10-16	.625	3-7	.429	2-4	.500	1	5	6	2	4-0	0	2	1	25	12.5	13
Carter	1-1	23	4-10	.400	0-5	.000	4-6	.667	2	8	10	2	4-0	0	2	0	12	12.0	12
Harris	1-0	24	3-6	.500	3-6	.500	1-2	.500	0	1	1	2	1-0	1	0	0	10	10.0	10
Bamba	2-2	40	5-14	.357	3-7	.429	0-0	---	1	6	7	2	2-0	1	0	3	13	6.5	10
Fultz	1-0	19	2-8	.250	0-2	.000	2-2	1.000	0	2	2	3	0-0	0	0	0	6	6.0	6
Schofield	2-0	21	4-7	.571	1-4	.250	1-3	.333	0	0	0	2	0-0	0	1	0	10	5.0	6
Ross	2-0	30	4-10	.400	0-3	.000	1-1	1.000	1	2	3	0	0-0	0	1	0	9	4.5	5
Hampton	1-1	34	1-7	.143	0-3	.000	2-4	.500	1	3	4	2	3-0	1	2	1	4	4.0	4
Okeke	2-1	53	3-17	.176	0-12	.000	0-0	---	0	10	10	8	5-0	4	2	0	6	3.0	4
Lopez	1-0	11	1-4	.250	0-0	---	0-0	---	1	0	1	1	2-0	0	0	0	2	2.0	2
MAGIC	2	480	76-176	.432	28-83	.337	31-45	.689	8	71	79	52	40-0	9	21	7	211	105.5	115



ALL-TIME SERIES

DATE	@	W/L	GRIZZ	OPP
11/22/95	@	L	93	95
3/15/96 *		L	87	92
1995-96 SEASON: 0-2 H: 0-1 A: 0-1				
12/13/96		W	95	93
3/16/97	@	L	89	100
1996-97 SEASON: 1-1 H: 1-0 A: 0-1				
12/3/97		L	97	101
3/17/98	@	L	92	99
1997-98 SEASON: 0-2 H: 0-1 A: 0-1				
NO GAMES				
1998-99 SEASON: 0-0 H: 0-0 A: 0-0				
1/5/00	@	L	96	116
1/22/00		L	82	85
1999-00 SEASON: 0-2 H: 0-1 A: 0-1				
12/17/00		L	91	101
3/16/01	@	L	99	103
2000-01 SEASON: 0-2 H: 0-1 A: 0-1				
12/3/01	@	L	71	113
1/19/02		L	103	119
2001-02 SEASON: 0-2 H: 0-1 A: 0-1				
12/27/02		W	99	86
3/24/03	@	W	110	104
2002-03 SEASON: 2-0 H: 1-0 A: 1-0				
11/12/03	@	W	107	97
1/3/04		W	112	103
2003-04 SEASON: 2-0 H: 1-0 A: 1-0				
12/4/04	@	L	91	96
1/25/05		W	95	83
2004-05 SEASON: 1-1 H: 1-0 A: 0-1				
11/4/05	@	W	94	85
12/2/05		W	91	69
2005-06 SEASON: 2-0 H: 1-0 A: 1-0				
11/20/06		W	95	86
4/7/07	@	L	89	116
2006-07 SEASON: 1-1 H: 1-0 A: 0-1				
12/15/07	@	W	123	119
1/23/08		L	85	112
2007-08 SEASON: 1-1 H: 0-1 A: 1-0				
10/31/08		W	86	84
4/8/09	@	L	78	81
2008-09 SEASON: 1-1 H: 1-0 A: 0-1				

DATE	@	W/L	GRIZZ	OPP
1/25/10		W	99	94
4/4/10	@	L	92	107
2009-10 SEASON: 1-1 H: 1-0 A: 0-1				
11/15/10	@	L	72	89
1/31/11		W	100	97
2010-11 SEASON: 1-1 H: 1-0 A: 0-1				
4/26/12		W	88	76
2011-12 SEASON: 1-0 H: 1-0 A: 0-1				
2/22/13		W	88	82
3/3/13	@	W	108	82
2012-13 SEASON: 2-0 H: 1-0 A: 1-0				
12/9/13		W	94	85
2/12/14	@	W	86	81
2013-14 SEASON: 2-0 H: 1-0 A: 1-0				
1/16/15	@	W	106	96
1/26/15		W	103	94
2014-15 SEASON: 2-0 H: 1-0 A: 1-0				
1/25/16 *		W	108	102
4/3/16	@	L	107	119
2015-16 SEASON: 1-1 H: 1-0 A: 0-1				
12/1/16		W	95	94
12/26/16	@	L	102	112
2016-17 SEASON: 1-1 H: 1-0 A: 0-1				
11/1/17		L	99	101
3/3/18	@	L	100	107
2017-18 SEASON: 0-2 H: 0-1 A: 0-1				
3/10/19		W	105	97
3/22/19 *	@	L	119	123
2018-19 SEASON: 1-1 H: 1-0 A: 0-1				
11/8/19	@	L	86	118
3/10/20		L	115	120
2019-20 SEASON: 0-2 H: 0-1 A: 0-1				
4/30/21		W	92	75
5/1/21	@	L	111	112
2020-21 SEASON: 1-1 H: 1-0 A: 0-1				
2/5/22	@	W	135	115
3/5/22		W	124	96
2021-22 SEASON: 2-0 H: 1-0 A: 1-0				

* OT | ** 2OT | *** 3OT

INTRO

PLAYERS

EXECUTIVE

B-BALL OPS

BUSINESS OPS

MEDIA

HISTORY

PLAYOFFS

REVIEW

OPPONENTS

NBA

FEDERFORUM

AT A GLANCE



PHILADELPHIA 76ERS



EASTERN CONFERENCE ATLANTIC DIVISION

Home Court: Wells Fargo Center – 19,746
Office: 3 Banner Way, Camden, NJ 08103
Phone: (215) 339-7600 Website: sixers.com

Managing Partner: Josh Harris
Co-Managing Partner: David Blitzer
Chief Executive Officer: Tad Brown
President, Basketball Operations: Daryl Morey
General Manager: Elton Brand

Head Coach: Doc Rivers

Assistant Coaches: Dave Joergers, Sam Cassell, Dan Burke, Brian Adams, Eric Hughes, Jamie Young

Coaching Associate: Pete Dominguez

Vice President, Athlete Care: Simon Rice

Head Athletic Trainer & Medical Services Director: Kevin Johnson

Communications: Dave Sholler, Molly McEndy, Rob King, Brandon Chinn, Erik Chambliss

Television: NBC Sports Philadelphia, NBC Sports Philadelphia+: Kate Scott, Alaa Abdelnaby

Radio: The Fanatic (97.5 FM), Tom McGinnis

SERIES

Overall: 26-25

Home: 15-11

Road: 11-14

LAST WIN/LOSS

	DATE	SCORE
Last Home Win	12/13/21	126-91
Last Home Loss	12/26/12	99-89
Last Road Win	4/4/21	116-100
Last Road Loss	1/31/22	122-119

LARGEST MARGINS

	DATE	MARGIN
Biggest Win	12/13/21	35
Worst Loss	4/10/10	19

2022-23 SCHEDULE

12/2/22	@ MEM
2/23/23	@ PHI

2021-22 SEASON SERIES STATISTICS

MEMPHIS VS. PHILADELPHIA

PLAYER	G-GS	MIN	FG-FGA	PCT	3FG-FGA	PCT	FT-FTA	PCT	OFF	DEF	TOT	AST	PF-DQ	STL	TO	BLK	PTS	AVG	HI
Moran	1-1	42	15-30	.500	0-5	.000	7-10	.700	0	5	5	5	3-0	1	9	0	37	37.0	37
Brooks	1-1	27	9-15	.600	2-5	.400	3-4	.750	1	5	6	2	3-0	1	1	0	23	23.0	23
Jackson	2-2	61	15-34	.441	2-11	.182	8-12	.667	5	6	11	3	5-0	2	2	4	40	20.0	22
Bane	2-2	60	14-28	.500	6-12	.500	5-5	1.000	1	14	15	7	3-0	4	1	1	39	19.5	34
Melton	2-0	35	6-15	.400	2-8	.250	5-5	1.000	0	3	3	6	0-0	2	1	1	19	9.5	15
Jones	2-1	41	8-13	.615	0-2	.000	1-2	.500	3	3	6	6	1-0	4	0	0	17	8.5	13
Tillman	1-0	19	3-4	.750	1-1	1.000	1-2	.500	2	3	5	3	3-0	1	1	1	8	8.0	8
Williams	1-1	34	3-10	.300	0-6	.000	2-2	1.000	2	7	9	2	1-0	0	1	0	8	8.0	8
Adams	2-2	58	6-10	.600	0-0	---	1-3	.333	7	9	16	3	2-0	3	4	3	13	6.5	7
Anderson	2-0	38	4-8	.500	1-1	1.000	3-4	.750	0	4	4	6	4-0	7	1	0	12	6.0	9
Tillie	1-0	18	2-7	.286	2-6	.333	0-0	---	2	2	4	2	5-0	0	1	1	6	6.0	6
Konchar	2-0	36	4-6	.667	3-5	.600	0-0	---	1	5	6	2	2-0	0	0	0	11	5.5	11
Clarke	1-0	13	2-3	.667	0-0	---	0-0	---	2	0	2	0	1-0	1	0	1	4	4.0	4
Aldama	1-0	7	1-2	.500	0-0	---	1-2	.500	0	1	1	0	2-0	0	1	0	3	3.0	3
Pons	1-0	7	1-2	.500	1-1	1.000	0-0	---	0	2	2	0	0-0	0	0	0	3	3.0	3
Culver	1-0	7	1-4	.250	0-1	.000	0-0	---	0	3	3	0	0-0	0	0	0	2	2.0	2
GRIZZLIES	2	505	94-191	.492	20-64	.313	37-51	.725	26	72	98	47	35-0	26	25	12	245	122.5	126

PHILADELPHIA VS. MEMPHIS

PLAYER	G-GS	MIN	FG-FGA	PCT	3FG-FGA	PCT	FT-FTA	PCT	OFF	DEF	TOT	AST	PF-DQ	STL	TO	BLK	PTS	AVG	HI
Maxe	2-2	73	22-40	.550	3-9	.333	9-10	.900	0	3	3	15	3-0	2	6	4	56	28.0	33
Harris	2-2	65	17-37	.459	2-7	.286	7-8	.875	2	5	7	7	6-0	0	6	3	43	21.5	31
Milton	1-0	30	4-9	.444	1-3	.333	3-4	.750	0	4	4	5	3-0	1	3	0	12	12.0	12
Drummond	2-2	64	11-18	.611	0-0	---	0-1	.000	13	19	32	8	6-0	2	5	6	22	11.0	16
Korkmaz	1-1	32	5-11	.455	0-3	.000	0-0	---	0	6	6	3	0-0	0	0	1	10	10.0	10
Curry	1-1	40	4-15	.267	1-8	.125	0-0	---	1	2	3	8	4-0	2	2	0	9	9.0	9
Bassey	2-0	31	7-13	.538	0-0	---	1-2	.500	3	11	14	0	8-1	0	1	6	15	7.5	13
Joe	2-0	30	4-10	.400	2-6	.333	5-5	1.000	0	2	2	2	3-0	2	3	0	15	7.5	10
Niang	2-0	44	6-15	.400	2-7	.286	0-2	.000	0	4	4	0	6-0	0	6	0	14	7.0	8
Thybulle	2-2	54	3-5	.600	2-3	.667	1-2	.500	0	4	4	3	1-0	3	1	1	9	4.5	5
Green	2-0	42	3-10	.300	2-7	.286	0-0	---	0	8	8	1	2-0	1	3	1	8	4.0	8
Brown (TOT)	1-0	0	0-0	---	0-0	---	0-0	---	0	0	0	0	0-0	0	0	0	0	0.0	0
Brown (PHI)	1-0	0	0-0	---	0-0	---	0-0	---	0	0	0	0	0-0	0	0	0	0	0.0	0
76ERS	2	505	86-183	.470	15-53	.283	26-34	.765	19	68	87	52	42-1	13	36	22	213	106.5	122

OPPONENTS



ALL-TIME SERIES

DATE	@	W/L	GRIZZ	OPP
1/5/96 *		W	103	102
1/29/96	@	L	103	92
1995-96 SEASON: 1-1 H: 1-0 A: 0-1				
11/30/96	@	L	90	96
2/28/97		L	100	104
1996-97 SEASON: 0-2 H: 0-1 A: 0-1				
1/1/98		L	104	115
1/13/98	@	L	89	107
1997-98 SEASON: 0-2 H: 0-1 A: 0-1				
3/24/99 *		L	95	90
1998-99 SEASON: 0-1 H: 0-1 A: 0-0				
12/27/99		L	93	100
3/8/00	@	L	90	107
1999-00 SEASON: 0-2 H: 0-1 A: 0-1				
12/9/00		L	79	83
2/21/01	@	L	91	107
2000-01 SEASON: 0-2 H: 0-1 A: 0-1				
12/2/01	@	W	93	87
12/8/01		W	92	83
2001-02 SEASON: 2-0 H: 1-0 A: 1-0				
11/20/02		L	88	95
2/26/03	@	L	107	111
2002-03 SEASON: 0-2 H: 0-1 A: 0-1				
1/17/04	@	W	91	87
3/16/04		W	82	79
2003-04 SEASON: 2-0 H: 1-0 A: 1-0				
12/3/04		W	94	86
2/9/05	@	W	98	95
2004-05 SEASON: 2-0 H: 1-0 A: 1-0				
1/20/06 *	@	L	86	89
3/12/06		L	91	94
2005-06 SEASON: 0-2 H: 0-1 A: 0-1				
1/17/07		W	118	102
3/2/07 *	@	L	112	117
2006-07 SEASON: 1-1 H: 1-0 A: 0-1				
12/22/07		L	97	99
2/13/08	@	L	88	102
2007-08 SEASON: 0-2 H: 0-1 A: 0-1				
2/11/09	@	L	87	91
3/7/09		L	105	110
2008-09 SEASON: 0-2 H: 0-1 A: 0-1				

DATE	@	W/L	GRIZZ	OPP
11/20/09	@	W	102	97
4/10/10		L	101	120
2009-10 SEASON: 1-1 H: 0-1 A: 1-0				
1/28/11	@	W	99	94
2/15/11		W	102	91
2010-11 SEASON: 2-0 H: 1-0 A: 1-0				
2/21/12		W	89	76
2011-12 SEASON: 1-0 H: 1-0 A: 0-1				
12/26/12		L	89	99
1/28/13	@	W	103	100
2012-13 SEASON: 1-1 H: 0-1 A: 1-0				
3/15/14	@	W	103	77
4/11/14		W	117	95
2013-14 SEASON: 2-0 H: 1-0 A: 1-0				
12/13/14 *	@	W	120	115
1/24/15		W	101	83
2014-15 SEASON: 2-0 H: 1-0 A: 1-0				
11/29/15		W	92	84
12/22/15	@	W	104	90
2015-16 SEASON: 2-0 H: 1-0 A: 1-0				
11/23/16 **@		W	104	99
12/6/16		W	96	91
2016-17 SEASON: 2-0 H: 1-0 A: 1-0				
1/22/18		W	105	101
3/21/18	@	L	105	119
2017-18 SEASON: 1-1 H: 1-0 A: 0-1				
11/10/18 *		W	112	106
12/2/18	@	L	95	103
2018-19 SEASON: 1-1 H: 1-0 A: 0-1				
2/7/20	@	L	107	119
2019-20 SEASON: 0-1 H: 0-0 A: 0-1				
1/16/21		W	106	104
4/4/21	@	W	116	100
2020-21 SEASON: 2-0 H: 1-0 A: 1-0				
12/13/21		W	126	91
1/31/22 *	@	L	119	122
2021-22 SEASON: 1-1 H: 1-0 A: 0-1				

* OT | ** 2OT | *** 3OT

INTRO

PLAYERS

EXECUTIVE

B-BALL OPS

BUSINESS OPS

MEDIA

HISTORY

PLAYOFFS

REVIEW

OPPONENTS

NBA

FEDERFORUM

AT A GLANCE



PHOENIX SUNS



WESTERN CONFERENCE PACIFIC DIVISION

Home Court: Footprint Center – 17,071
Office: 201 E. Jefferson St., Phoenix, AZ 85004
Phone: (602) 379-2000
Website: suns.com

President & Chief Executive Officer: Jason Rowley

General Manager: James Jones

Assistant General Manager: Trevor Bukstein

Head Coach: Monty Williams

Associate Head Coach: Kevin Young

Assistant Coaches: Bryan Gates, Brian Randle, Patrick Mutombo, Mark Bryant, Steve Scalzi, Jarrett Jack, Michael Ruffin

Player Development Coach: Corey Vinson

Head Athletic Trainer: David Crewe

Communications: Cole Mickelson, Bryce Marsee, Palmer Black

Television: Bally Sports Arizona, Kevin Ray, Eddie Johnson, Ann Meyers Drysdale

Radio (English): Arizona Sports (98.7 FM), Al McCoy, Jon Bloom, Tim Kempton

Radio (Spanish): KSUN (1400 AM, 106.5 FM), Arturo Ochoa, Cinthia Haliyan Chavez, Samuel Sandoval

SERIES

Overall: 40-58

Home: 23-25

Road: 17-33

LAST WIN/LOSS

	DATE	SCORE
Last Home Win	4/1/22	122-114
Last Home Loss	11/12/21	119-94
Last Road Win	12/27/21	114-113
Last Road Loss	3/15/21	122-99

LARGEST MARGINS

	DATE	MARGIN
Biggest Win	1/2/10	25
Worst Loss	1/5/01	32

2022-23 SCHEDULE

12/23/22	@ PHO	1/16/23	@ MEM
12/27/22	@ MEM	1/22/23	@ PHO

2021-22 SEASON SERIES STATISTICS

MEMPHIS VS. PHOENIX

PLAYER	G-GS	MIN	FG-FGA	PCT	3FG-FGA	PCT	FT-FTA	PCT	OFF	DEF	TOT	AST	PF-QD	STL	TO	BLK	PTS	AVG	HI
Brooks	1-1	35	11-28	.393	1-5	.200	7-7	1.000	2	2	4	7	1-0	0	2	0	30	30.0	30
Morant	2-2	65	24-44	.545	3-7	.429	8-13	.615	2	14	16	10	4-0	4	7	0	59	29.5	33
Bane	2-2	60	16-35	.457	7-15	.467	2-2	1.000	1	13	14	4	7-0	1	3	3	41	20.5	32
Jackson	2-2	55	10-29	.345	3-11	.273	7-8	.875	0	7	7	2	5-0	0	4	4	30	15.0	19
Williams	2-1	54	8-20	.400	1-9	.111	4-4	1.000	1	5	6	3	4-0	0	0	0	21	10.5	19
Melton	2-2	46	5-18	.278	4-11	.364	6-6	1.000	1	6	7	4	4-0	1	7	1	20	10.0	17
Adams	2-2	53	6-11	.545	0-0	---	6-11	.545	15	11	26	8	6-0	1	4	1	18	9.0	13
Clarke	3-0	58	12-22	.545	0-1	.000	1-2	.500	6	5	11	5	4-0	2	2	2	25	8.3	11
Konchar	3-1	82	10-17	.588	4-7	.571	1-4	.250	8	13	21	3	6-0	4	1	0	25	8.3	14
Aldama	2-0	26	6-13	.462	0-2	.000	2-4	.500	2	4	6	2	3-0	1	0	1	14	7.0	12
Tillie	1-0	19	3-6	.500	0-3	.000	0-0	---	1	2	3	1	0-0	1	0	1	6	6.0	6
Jones	2-0	33	5-10	.500	1-3	.333	0-0	---	1	2	3	4	1-0	0	2	0	11	5.5	7
Tillman	3-1	41	6-14	.429	0-5	.000	3-5	.600	4	6	10	9	3-0	3	3	0	15	5.0	13
Anderson	3-1	69	5-15	.333	0-3	.000	2-2	1.000	3	15	18	7	7-0	5	8	1	12	4.0	6
Merrill	1-0	8	1-3	.333	1-3	.333	0-0	---	0	2	2	1	1-0	0	0	0	3	3.0	3
Culver	1-0	11	0-2	.000	0-1	.000	0-0	---	0	2	2	1	1-0	0	1	0	0	0.0	0
Pons	1-0	3	0-1	.000	0-0	---	0-0	---	1	0	1	0	0-0	0	0	0	0	0.0	0
GRIZZLIES	3	720	128-288	.444	25-86	.291	49-68	.721	48	109	157	71	57-0	23	45	14	330	110.0	122

PHOENIX VS. MEMPHIS

PLAYER	G-GS	MIN	FG-FGA	PCT	3FG-FGA	PCT	FT-FTA	PCT	OFF	DEF	TOT	AST	PF-QD	STL	TO	BLK	PTS	AVG	HI
Booker	3-3	100	34-65	.523	7-17	.412	13-16	.813	1	10	11	15	7-0	2	9	2	88	29.3	41
Bridges	3-3	94	18-23	.783	4-6	.667	1-2	.500	1	4	5	5	6-0	5	3	1	41	13.7	18
Crowder	2-2	53	9-17	.529	7-13	.538	0-0	---	0	6	6	2	6-0	1	1	2	25	12.5	17
Paul	3-3	95	12-31	.387	1-8	.125	11-13	.846	0	11	11	36	7-0	11	7	0	36	12.0	15
Payne	3-0	62	16-35	.457	4-11	.364	0-0	---	1	9	10	10	6-0	2	2	1	36	12.0	15
Johnson	3-1	77	10-25	.400	7-19	.368	5-6	.833	1	15	16	1	5-0	2	6	0	32	10.7	19
Nader	1-0	18	4-5	.800	2-2	1.000	0-0	---	0	4	4	1	3-0	2	1	1	10	10.0	10
Ayton	1-1	25	4-8	.500	0-0	---	1-3	.333	0	12	12	1	4-0	0	2	0	9	9.0	9
Kaminsky	1-0	27	4-7	.571	0-1	.000	0-0	---	1	5	6	1	1-0	1	0	2	8	8.0	8
McGee	3-2	60	11-17	.647	0-0	---	1-1	1.000	5	17	22	3	11-1	2	5	2	23	7.7	9
Smith	2-0	34	4-11	.364	2-4	.500	5-6	.833	6	4	10	0	2-0	1	2	0	15	7.5	15
Shamet	3-0	54	6-19	.316	4-11	.364	2-2	1.000	0	5	5	5	2-0	1	1	0	18	6.0	8
Holiday (TOT)	2-0	26	3-6	.500	0-1	.000	3-3	1.000	0	6	6	4	1-0	1	2	1	9	4.5	6
Craig (TOT)	1-0	11	1-4	.250	1-3	.333	0-0	---	0	0	0	0	1-0	0	1	3	3.0	3	
Craig (PHO)	1-0	11	1-4	.250	1-3	.333	0-0	---	0	0	0	0	1-0	0	1	3	3.0	3	
Playton	1-0	9	1-3	.333	0-0	---	0-0	---	0	2	2	0	2-0	1	1	0	2	2.0	2
SUNS	3	720	134-270	.496	39-95	.411	39-49	.796	16	104	120	80	63-1	31	43	12	346	115.3	119



ALL-TIME SERIES

DATE	@	W/L	GRIZZ	OPP
12/5/95	@	L	108	112
12/22/95		L	80	101
2/19/96 *	@	L	94	98
4/7/96		L	92	112

1995-96 SEASON: 2-2 H: 0-2 A: 0-2

11/14/96		W	92	89
12/15/96	@	L	84	103
12/28/96		L	98	103
4/19/97	@	W	121	107

1996-97 SEASON: 2-2 H: 1-1 A: 1-1

12/9/97	@	L	85	107
12/26/97		L	100	118
3/29/98	@	L	98	106
4/12/98		L	106	129

1997-98 SEASON: 0-4 H: 0-2 A: 0-2

2/25/99		L	86	94
3/22/99	@	L	84	89
5/1/99	@	L	77	107

1998-99 SEASON: 0-3 H: 0-1 A: 0-2

1/12/00		L	92	95
2/8/00	@	L	76	94
3/17/00		L	86	101
4/12/00 *	@	L	116	122

1999-00 SEASON: 0-4 H: 0-2 A: 0-2

11/29/00 **		W	109	106
12/26/00		L	95	97
1/5/01	@	L	76	108
1/31/01	@	L	92	101

2000-01 SEASON: 1-3 H: 1-1 A: 0-2

11/6/01	@	L	101	113
11/23/01		L	89	103
1/10/02	@	W	102	96
2/21/02		L	72	78

2001-02 SEASON: 1-3 H: 0-2 A: 1-1

12/4/02	@	L	85	98
12/8/02		W	102	94
1/10/03	@	L	90	96
3/26/03		L	99	101

2002-03 SEASON: 1-3 H: 1-1 A: 0-2

11/7/03	@	L	88	96
2/20/04		W	97	92
4/2/04		W	109	99
4/11/04	@	L	83	89

2003-04 SEASON: 2-2 H: 2-0 A: 0-2

12/23/04	@	L	102	109
1/19/05	@	W	88	79
2/1/05		W	108	97
3/20/05		L	91	97

2004-05 SEASON: 2-2 H: 1-1 A: 1-1

11/16/05	@	W	115	103
12/17/05		W	91	87
2/8/06	@	L	102	108

2005-06 SEASON: 2-1 H: 1-0 A: 1-1

DATE	@	W/L	GRIZZ	OPP
11/11/06	@	L	87	96
1/15/07		L	122	137
3/26/07	@	L	87	105
4/3/07		L	111	116

2006-07 SEASON: 0-4 H: 0-2 A: 0-2

2/26/08		L	113	127
3/11/08	@	L	111	132
4/8/08		L	113	127

2007-08 SEASON: 0-3 H: 0-2 A: 0-1

11/10/08	@	L	102	107
12/30/08		L	89	101
4/10/09		W	106	89
4/13/09	@	L	110	119

2008-09 SEASON: 1-3 H: 1-1 A: 0-2

11/25/09	@	L	111	126
1/2/10	@	W	128	103
1/18/10		W	125	118
2/16/10		L	95	109

2009-10 SEASON: 2-2 H: 1-1 A: 1-1

11/5/10 **	@	L	118	123
11/8/10		W	109	99
12/8/10 *	@	W	104	98

2010-11 SEASON: 2-1 H: 1-0 A: 1-1

1/28/12	@	L	84	86
3/10/12	@	L	91	98
4/11/12		W	104	93

2011-12 SEASON: 1-2 H: 1-0 A: 0-2

12/4/12 *		W	108	98
12/12/12	@	L	80	82
1/6/13	@	W	92	81
2/5/13		L	90	96

2012-13 SEASON: 2-2 H: 1-1 A: 1-1

12/3/13		W	110	91
1/2/14	@	W	99	91
1/10/14		W	104	99
4/14/14	@	W	97	91

2013-14 SEASON: 4-0 H: 2-0 A: 2-0

11/5/14	@	W	102	91
1/1/15 **		W	122	110
2/2/15	@	W	102	101

2014-15 SEASON: 3-0 H: 1-0 A: 2-0

12/6/15		W	95	93
2/27/16	@	L	106	111
3/6/16		L	100	109
3/21/16	@	W	103	97

2015-16 SEASON: 2-2 H: 1-1 A: 1-1

1/30/17	@	W	115	96
2/8/17		W	110	91
2/28/17		W	130	112

2016-17 SEASON: 3-0 H: 2-0 A: 1-0

DATE	@	W/L	GRIZZ	OPP
12/21/17	@	L	95	97
12/26/17	@	L	97	99
1/29/18		W	120	109
2/28/18		L	102	110

2017-18 SEASON: 1-3 H: 1-1 A: 0-2

10/27/18		W	117	96
11/4/18	@	L	100	102
3/30/19	@	W	120	115

2018-19 SEASON: 2-1 H: 1-0 A: 1-1

11/2/19		L	105	114
12/11/19	@	W	115	108
1/5/20	@	W	121	114
1/26/20		W	114	109

2019-20 SEASON: 3-1 H: 1-1 A: 2-0

1/18/21		W	108	104
2/20/21		L	97	128
3/15/21	@	L	99	122

2020-21 SEASON: 1-2 H: 1-1 A: 0-1

11/12/21		L	94	119
12/27/21	@	W	114	113
4/1/22		W	122	114

2021-22 SEASON: 2-1 H: 1-1 A: 1-0

* OT | ** 2OT | *** 3OT

INTRO

PLAYERS

EXECUTIVE

B-BALL OPS

BUSINESS OPS

MEDIA

HISTORY

PLAYOFFS

REVIEW

OPPONENTS

NBA

FEDERFORUM

AT A GLANCE



PORTLAND TRAIL BLAZERS



WESTERN CONFERENCE NORTHWEST DIVISION

Home Court: Moda Center – 19,393
Office: One Center Court, Suite 200, Portland, OR 97227
Phone: (503) 234-9291 **Website:** trailblazers.com

Chair: Jody Allen

Vice Chair: Bert Kolde

President of Basketball Operations: Dewayne Hankins

General Manager: Joe Cronin

Assistant General Managers: Andrae Patterson, Mike Schmitz, Sergi Oliva

Head Coach: Chauncey Billups

Assistant Coaches: Scott Brooks, Roy Rogers, Steve Hetzel, Jonah Herscu, Rodney Billups

Director of Player Health and Performance: Geoff Clark

Head Athletic Trainer/Physical Therapist: Jessica Cohen

Communications: Ashley P. Clinkscale, Raahsaan Gethers

Television: ROOT Sports, Kevin Calabro, Lamar Hurd, Brooke Olzendam

Radio: Rip City Radio 620 AM, Travis Demers, Michael Holton

SERIES

Overall: 43-55

Home: 23-26

Road: 20-29

LAST WIN/LOSS

	DATE	SCORE
Last Home Win	2/12/20	111-104
Last Home Loss	2/16/22	123-119
Last Road Win	12/15/21	113-103
Last Road Loss	10/27/21	116-96

LARGEST MARGINS

	DATE	MARGIN
Biggest Win	3/14/05	21
Worst Loss	1/24/02	38

2022-23 SCHEDULE

11/2/22 @ POR

2/1/23 @ MEM

4/4/23 @ MEM

2021-22 SEASON SERIES STATISTICS

MEMPHIS VS. PORTLAND

PLAYER	G-GS	MIN	FG-FGA	PCT	3FG-FGA	PCT	FT-FTA	PCT	OFF	DEF	TOT	AST	PF-DQ	STL	TO	BLK	PTS	AVG	HI
Morant	2-2	69	16-32	.500	4-12	.333	25-30	.833	2	12	14	21	5-0	1	11	1	61	30.5	44
Brooks	2-2	72	18-41	.439	6-17	.353	17-19	.895	2	8	10	9	6-0	1	3	0	59	29.5	37
Bane	4-4	123	28-56	.500	17-35	.486	8-8	1.000	2	14	16	8	13-0	3	5	2	81	20.3	30
Clarke	2-0	41	9-18	.500	0-1	.000	0-2	.000	7	7	14	1	5-0	2	0	2	18	9.0	12
Jackson	4-4	88	12-42	.286	1-17	.059	9-11	.818	3	6	9	5	20-1	0	6	6	34	8.5	11
Anderson	4-0	85	11-31	.355	1-5	.200	9-17	.529	2	20	22	8	4-0	10	6	3	32	8.0	13
Adams	4-4	119	12-26	.462	0-0	---	5-5	1.000	19	17	36	11	11-0	6	6	1	29	7.3	13
Jones	4-2	96	11-28	.393	5-14	.357	2-2	1.000	0	2	2	11	2-0	3	3	0	29	7.3	12
Alama	1-0	6	3-6	.500	1-2	.500	0-1	.000	2	0	2	0	1-0	0	0	0	7	7.0	7
Merrill	1-0	12	2-6	.333	2-6	.333	0-0	---	0	0	0	2	1-0	0	0	0	6	6.0	6
Konchar	4-0	63	8-13	.615	5-8	.625	1-4	.250	7	10	17	5	8-0	2	3	0	22	5.5	9
Williams	2-1	38	4-9	.444	1-6	.167	2-2	1.000	1	2	3	0	5-0	1	0	0	11	5.5	6
Melton	4-1	86	7-28	.250	4-14	.286	3-7	.429	3	18	21	9	6-0	7	6	3	21	5.3	9
Tillman	3-0	34	4-8	.500	1-2	.500	6-6	1.000	1	4	5	1	5-0	4	3	2	15	5.0	10
Culver	1-0	6	0-2	.000	0-2	.000	1-2	.500	0	1	1	0	0-0	0	0	0	1	1.0	1
Tillie	3-0	23	1-8	.125	0-5	.000	0-0	---	1	2	3	0	2-0	2	1	0	2	0.7	2
GRIZZLIES	4	960	146-354	.412	48-146	.329	88-116	.759	52	123	175	91	94-1	42	56	20	428	107.0	119

PORTLAND VS. MEMPHIS

PLAYER	G-GS	MIN	FG-FGA	PCT	3FG-FGA	PCT	FT-FTA	PCT	OFF	DEF	TOT	AST	PF-DQ	STL	TO	BLK	PTS	AVG	HI
Powell	2-2	75	17-34	.500	9-18	.500	10-11	.909	0	9	9	9	6-0	2	6	3	53	26.5	28
McCollum	1-1	32	8-21	.381	4-9	.444	5-6	.833	1	5	6	2	3-0	2	2	1	25	25.0	25
Lillard	3-3	108	21-62	.339	12-31	.387	19-20	.950	1	12	13	19	5-0	2	10	1	73	24.3	32
Simons	4-1	112	26-53	.491	14-27	.519	13-13	1.000	2	9	11	10	8-0	3	7	0	79	19.8	31
Nurkic	4-4	123	27-46	.587	1-5	.200	19-28	.679	10	29	39	7	14-0	6	11	2	74	18.5	32
Hart (TOT)	2-2	70	9-17	.529	4-7	.571	5-7	.714	2	8	10	17	7-0	2	4	0	27	13.5	22
Hart (POR)	1-1	37	7-12	.583	3-6	.500	5-7	.714	2	5	7	6	3-0	1	4	0	22	22.0	22
Winslow (TOT)	2-1	51	8-21	.381	2-4	.500	5-7	.714	3	9	12	5	4-0	1	3	0	23	11.5	16
Winslow (POR)	1-1	33	5-13	.385	2-3	.667	4-5	.800	1	6	7	3	3-0	1	1	0	16	16.0	16
Little	3-3	97	9-17	.529	1-5	.200	11-12	.917	7	12	19	6	8-0	2	4	4	30	10.0	12
Zeller	1-0	25	3-4	.750	0-0	---	4-6	.667	5	2	7	1	5-0	0	2	0	10	10.0	10
Covington	3-1	84	8-17	.471	4-13	.308	0-0	---	2	13	15	1	9-0	4	3	7	20	6.7	13
Bledsoe (TOT)	3-2	77	4-17	.235	1-5	.200	7-8	.875	6	4	10	11	4-0	4	4	3	16	5.3	12
Nance	3-2	75	7-13	.538	1-5	.200	1-1	1.000	4	17	21	6	3-0	4	2	2	16	5.3	8
Smith	1-0	19	1-2	.500	1-1	1.000	2-4	.500	0	3	3	5	2-0	0	2	1	5	5.0	5
McLemore	3-0	48	6-13	.462	2-8	.250	0-0	---	0	4	4	1	3-0	0	2	0	14	4.7	14
Johnson (TOT)	1-0	11	2-5	.400	0-2	.000	0-0	---	3	0	3	1	0-0	0	1	1	4	4.0	4
Ingles (TOT)	2-1	46	2-8	.250	1-7	.143	2-2	1.000	1	4	5	6	2-0	2	2	0	7	3.5	5
Brown	2-0	21	2-6	.333	0-0	---	2-2	1.000	1	4	5	1	6-1	3	1	2	6	3.0	4
Watford	2-0	17	1-1	1.000	0-0	---	1-2	.500	0	4	4	0	3-0	0	0	1	3	1.5	3
Elleby	2-1	37	0-7	.000	0-4	.000	1-2	.500	3	3	6	0	3-0	0	1	1	1	0.5	1
Hughes (TOT)	1-0	16	0-4	.000	0-3	.000	0-0	---	1	3	4	3	2-0	0	1	0	0	0.0	0
Hughes (POR)	1-0	16	0-4	.000	0-3	.000	0-0	---	1	3	4	3	2-0	0	1	0	0	0.0	0
TRAIL BLAZERS	4	960	148-325	.455	54-138	.391	97-119	.815	40	140	180	80	86-1	30	66	26	447	111.8	123

OPPONENTS

PORTLAND TRAIL BLAZERS



ALL-TIME SERIES

DATE	@	W/L	GRIZZ	OPP
11/3/95	@	W	92	80
12/15/95 *		W	104	100
4/2/96	@	L	85	101
4/14/96	L	L	79	81
1995-96 SEASON: 0-2 H: 1-1 A: 1-1				
11/1/96		L	85	114
12/12/96	@	L	78	99
3/28/97	@	L	81	115
4/17/97	L	L	73	105
1996-97 SEASON: 0-4 H: 0-2 A: 0-2				
12/19/97	@	L	91	96
12/21/97		W	88	86
3/26/98	@	L	102	108
4/11/98 *		W	105	96
1997-98 SEASON: 2-2 H: 2-0 A: 0-2				
2/8/99		L	76	95
3/3/99		L	73	92
4/6/99	@	L	89	98
1998-99 SEASON: 0-3 H: 0-2 A: 0-1				
11/2/99		L	86	106
3/3/00	@	L	91	101
4/6/00		W	89	87
4/8/00	@	L	85	98
1999-00 SEASON: 1-3 H: 1-1 A: 0-2				
12/29/00	@	L	81	104
3/6/01	@	W	105	97
3/9/01		W	95	85
4/12/01	L	L	87	100
2000-01 SEASON: 2-2 H: 1-1 A: 1-1				
11/15/01		L	85	101
1/24/02	@	L	82	120
3/25/02	@	W	103	100
4/11/02		W	102	99
2001-02 SEASON: 2-2 H: 1-1 A: 1-1				
11/6/02	@	L	88	94
1/15/03	@	L	92	100
1/20/03		L	87	99
4/11/03		W	96	93
2002-03 SEASON: 1-3 H: 1-1 A: 0-2				
11/5/03	@	L	87	93
12/7/03		W	93	79
1/28/04		L	76	88
3/3/04	@	W	97	88
2003-04 SEASON: 2-2 H: 1-1 A: 1-1				
11/17/04	@	W	101	82
2/11/05		W	88	82
3/12/05	@	L	66	80
3/14/05		W	104	83
2004-05 SEASON: 3-1 H: 2-0 A: 1-1				
11/22/05		L	87	95
12/21/05		W	89	79
12/30/05	@	W	93	90
2005-06 SEASON: 2-1 H: 1-1 A: 1-0				

DATE	@	W/L	GRIZZ	OPP
12/13/06		L	79	85
1/27/07 **		L	132	135
2/23/07	@	W	103	102
3/29/07	@	W	96	92
2006-07 SEASON: 2-2 H: 0-2 A: 2-0				
11/9/07	@	L	98	110
12/3/07		L	105	106
4/15/08	@	L	91	113
2007-08 SEASON: 0-3 H: 0-1 A: 0-2				
2/18/09	@	L	90	94
3/16/09		L	92	103
3/28/09	@	L	66	86
4/7/09		L	93	96
2008-09 SEASON: 0-4 H: 0-2 A: 0-2				
11/10/09		L	79	93
11/27/09	@	W	106	96
1/5/10	@	W	109	105
3/1/10		L	93	103
2009-10 SEASON: 2-2 H: 0-2 A: 2-0				
11/16/10		L	99	100
12/13/10		W	86	73
4/12/11	@	L	89	102
2010-11 SEASON: 1-2 H: 1-1 A: 0-1				
1/24/12	@	L	84	97
3/22/12	@	L	93	97
4/21/12		W	93	89
2011-12 SEASON: 1-2 H: 1-0 A: 0-2				
1/4/13		L	84	86
3/6/13		W	91	85
3/12/13	@	W	102	97
4/3/13	@	W	94	76
2012-13 SEASON: 3-1 H: 1-1 A: 2-0				
1/28/14	@	W	98	81
3/11/14		W	109	99
3/30/14	@	L	98	105
2013-14 SEASON: 2-1 H: 1-0 A: 1-1				
11/28/14	@	W	112	99
1/17/15		W	102	98
2/22/15	@	W	98	92
3/21/15		W	97	86
2014-15 SEASON: 4-0 H: 2-0 A: 2-0				
11/5/15	@	L	96	115
11/13/15		W	101	100
1/4/16	@	W	91	78
2/8/16 *		L	106	112
2015-16 SEASON: 2-2 H: 1-1 A: 1-1				
11/6/16		L	94	100
12/8/16		W	88	86
1/27/17	@	L	109	112
2016-17 SEASON: 1-2 H: 1-1 A: 0-1				

DATE	@	W/L	GRIZZ	OPP
11/7/17	@	W	98	97
11/20/17		L	92	100
3/28/18		W	108	103
4/11/18	@	L	98	113
2017-18 SEASON: 2-2 H: 1-1 A: 1-1				
12/12/18		W	92	83
12/19/18	@	L	92	99
3/5/19		W	120	111
4/3/19	@	L	89	116
2018-19 SEASON: 2-2 H: 2-0 A: 0-2				
2/12/20		W	111	104
7/31/20 *	@	L	135	140
2019-20 SEASON: 1-1 H: 1-0 A: 0-1				
4/23/21	@	W	130	128
4/25/21	@	W	120	113
4/28/21		L	109	130
2020-21 SEASON: 2-1 H: 0-1 A: 2-0				
10/27/21	@	L	96	116
12/15/21	@	W	113	103
12/19/21		L	100	105
2/16/22		L	119	123
2021-22 SEASON: 1-3 H: 0-2 A: 1-1				

* OT | ** 2OT | *** 3OT

INTRO
PLAYERS
EXECUTIVE
B-BALL OPS
BUSINESS OPS
MEDIA
HISTORY
PLAYOFFS
REVIEW
OPPONENTS
NBA
FEDEXFORUM
AT A GLANCE



SACRAMENTO KINGS



WESTERN CONFERENCE PACIFIC DIVISION

Home Court: Golden 1 Center – 17,583
Office: 500 David J. Stern Walk, Sacramento, CA 95814
Phone: (888) 915-4647 **Website:** kings.com

Owner and Chairman: Vivek Ranadive
General Manager: Monte McNair
Chief Operating Officer: Matina Kolokotronis
Assistant General Manager: Wes Wilcox
Head Coach: Mike Brown

Associate Head Coach: Jordi Fernandez
Assistant Coaches: Jay Triano, Doug Christie, Luke Loucks, Leandro Barbosa
Assistant Coach/Player Development: Lindsey Harding
Senior Director, Athlete Health: Jas Randhawa
Head Athletic Trainer: Joel Noland
Head Strength and Conditioning Coach: Zac Howe

Communications: Becky Beland McNaught, Shannon Malone, Michael Martinez, Avery Jacobs

Television: NBC Sports California, Mark Jones, Kyle Draper, Kayte Hunter

Radio: KHTK 1140 (1140 AM), Gary Gerould

SERIES

Overall: 47-52

Home: 32-18

Road: 15-34

LAST WIN/LOSS

	DATE	SCORE
Last Home Win	11/28/21	128-101
Last Home Loss	2/28/20	104-101
Last Road Win	12/26/21	127-102
Last Road Loss	2/20/20	129-125

LARGEST MARGINS

	DATE	MARGIN
Biggest Win	1/21/12	33
Worst Loss	4/6/01	28

2021-22 SCHEDULE

10/27/22 @ SAC

11/22/22 @ MEM

1/1/23 @ MEM

2021-22 SEASON SERIES STATISTICS

MEMPHIS VS. SACRAMENTO

PLAYER	G-GS	MIN	FG-FGA	PCT	3FG-FGA	PCT	FT-FTA	PCT	OFF	DEF	TOT	AST	PF-QD	STL	TO	BLK	PTS	AVG	HI
Bane	3-3	85	27-47	.574	12-18	.667	4-4	1.000	0	11	11	5	5-0	3	5	1	70	23.3	28
Brooks	2-2	55	18-37	.486	3-10	.300	5-5	1.000	4	8	12	3	4-0	3	2	0	44	22.0	23
Jackson	3-3	76	17-46	.370	2-15	.133	23-27	.852	4	17	21	5	13-0	2	5	6	59	19.7	21
Morant	1-1	30	8-18	.444	0-3	.000	2-2	1.000	2	5	7	9	1-0	0	4	0	18	18.0	18
Melton	2-0	41	11-20	.550	5-9	.556	6-8	.750	2	6	8	7	3-0	4	1	1	33	16.5	19
Clarke	2-0	31	12-14	.857	0-0	---	5-7	.714	1	10	11	3	3-0	0	0	2	29	14.5	15
Anderson	3-0	64	10-21	.476	3-6	.500	4-6	.667	1	13	14	13	3-0	1	3	0	27	9.0	14
Jones	3-2	70	9-24	.375	3-8	.375	4-5	.800	0	10	10	14	1-0	1	1	0	25	8.3	14
Williams	1-0	17	4-5	.800	0-1	.000	0-0	---	0	2	2	1	3-0	0	0	0	8	8.0	8
Konchar	3-1	62	8-14	.571	2-5	.400	2-2	1.000	9	16	25	5	5-0	2	1	2	20	6.7	11
Adams	3-3	78	7-16	.438	0-0	---	4-9	.444	15	18	33	14	8-0	4	4	3	18	6.0	10
Tillie	3-0	50	6-16	.375	4-10	.400	1-2	.500	3	0	3	1	9-0	3	1	3	17	5.7	8
Aladama	1-0	10	1-4	.250	1-3	.333	0-0	---	1	2	3	1	1-0	0	0	2	3	3.0	3
Terry	1-0	3	1-1	1.000	0-0	---	0-0	---	0	0	0	0	1-0	0	0	0	2	2.0	2
Tillman	3-0	33	2-12	.167	0-3	.000	0-0	---	3	6	9	5	2-0	3	3	0	4	1.3	2
Culver	2-0	11	1-5	.200	0-1	.000	0-0	---	0	2	2	1	1-0	0	0	0	2	1.0	2
Buchanan	1-0	3	0-1	.000	0-1	.000	0-0	---	0	0	0	1	1-0	0	1	0	0	0.0	0
Pons	1-0	2	0-0	---	0-0	---	0-0	---	0	0	0	0	1-0	0	0	0	0	0.0	0
GRIZZLIES	3	720	142-301	.472	35-93	.376	60-77	.779	45	126	171	88	65-0	26	35	20	379	126.3	128

SACRAMENTO VS. MEMPHIS

PLAYER	G-GS	MIN	FG-FGA	PCT	3FG-FGA	PCT	FT-FTA	PCT	OFF	DEF	TOT	AST	PF-QD	STL	TO	BLK	PTS	AVG	HI
Barnes	2-2	69	9-26	.346	6-12	.500	8-10	.800	3	8	11	7	3-0	2	3	1	32	16.0	20
Haliburton	3-3	90	15-32	.469	5-11	.455	9-10	.900	1	11	12	19	1-0	3	7	2	44	14.7	21
Davis	2-1	33	8-22	.364	3-10	.300	9-10	.900	1	5	6	0	2-0	1	4	3	28	14.0	15
Fox	2-2	51	9-24	.375	2-7	.286	4-5	.800	1	6	7	7	5-0	0	7	2	24	12.0	12
Mitchell	1-0	31	5-12	.417	1-5	.200	0-0	---	2	2	4	6	3-0	1	1	1	11	11.0	11
Hield	3-1	90	10-30	.333	5-17	.294	6-6	1.000	1	8	9	3	7-0	3	4	0	31	10.3	15
Metu	3-3	79	9-32	.281	2-16	.125	10-12	.833	4	21	25	4	5-0	1	4	3	30	10.0	18
Jones	3-0	55	10-12	.833	0-2	.000	7-7	1.000	4	7	11	2	10-0	1	3	2	27	9.0	15
King	2-0	24	6-15	.400	4-10	.400	1-2	.500	0	5	5	0	2-0	2	0	0	17	8.5	12
Thompson	3-1	58	9-19	.474	0-0	---	3-11	.273	7	9	16	6	4-0	1	3	1	21	7.0	12
Harkless	2-0	39	5-10	.500	2-6	.333	1-1	1.000	0	6	6	0	5-0	0	2	5	13	6.5	8
Ramsey	3-0	30	5-14	.357	0-5	.000	4-6	.667	1	2	3	0	1-0	0	1	0	14	4.7	6
Bagley	2-0	29	2-7	.286	1-3	.333	3-4	.750	1	6	7	1	2-0	1	0	0	8	4.0	5
Mudiyar	1-0	3	0-0	---	0-0	---	3-4	.750	0	0	0	0	2-0	1	1	0	3	3.0	3
Woodard	2-0	5	1-1	1.000	1-1	1.000	2-2	1.000	0	0	0	0	2-0	0	1	0	5	2.5	3
Holmes	1-1	13	0-4	.000	0-0	---	0-0	---	2	2	4	1	5-0	0	1	2	0	0.0	0
Len	1-1	7	0-1	.000	0-1	.000	0-0	---	0	1	1	0	3-0	0	1	0	0	0.0	0
Queta	1-0	8	0-4	.000	0-0	---	0-0	---	3	2	5	1	1-0	0	0	1	0	0.0	0
Robinson (TOT)	1-0	7	0-1	.000	0-0	---	0-0	---	0	0	0	1	0-0	0	1	0	0	0.0	0
Robinson (SAC)	1-0	7	0-1	.000	0-0	---	0-0	---	0	0	0	1	0-0	0	1	0	0	0.0	0
KINGS	3	720	103-286	.387	32-106	.302	70-90	.778	31	101	132	60	61-0	17	44	23	308	102.7	105

OPPONENTS



ALL-TIME SERIES

DATE	@	W/L	GRIZZ	OPP
12/18/95	@	L	85	92
2/14/96		W	93	86
3/11/96	@	L	88	92
4/12/96		W	99	98

1995-97 SEASON: 2-2 H: 2-0 A: 0-2

11/18/96		L	83	84
12/26/96	@	L	88	111
1/11/97		L	101	109
4/8/97	@	L	93	109

1996-97 SEASON: 0-4 H: 0-2 A: 0-2

11/1/97		W	97	96
1/2/98	@	L	80	94
3/6/98		L	96	98
4/19/98 *	@	W	112	108

1997-98 SEASON: 2-2 H: 1-1 A: 1-1

2/7/99	@	L	87	109
3/2/99		L	101	111
4/11/99		L	88	91
5/5/99	@	L	95	99

1998-99 SEASON: 0-4 H: 0-2 A: 0-2

11/16/99	@	L	77	81
12/15/99		L	106	109
2/26/00		W	102	90
2/29/00	@	L	87	112

1999-00 SEASON: 1-3 H: 1-1 A: 0-2

12/22/00		L	93	95
2/2/01	@	L	95	105
4/6/01		L	90	118
4/16/01	@	L	100	110

2000-01 SEASON: 0-4 H: 0-2 A: 0-2

11/26/01		W	98	94
12/16/01	@	L	87	104
1/21/02	@	L	98	112
4/2/02		L	83	107

2001-02 SEASON: 1-3 H: 1-1 A: 0-2

11/2/02		L	99	116
11/8/02	@	L	91	99
1/12/03	@	L	98	106
1/23/03		L	98	104

2002-03 SEASON: 0-4 H: 0-2 A: 0-2

11/25/03	@	L	89	109
12/16/03		W	105	100
12/23/03	@	L	97	114
1/23/04		W	109	95

2003-04 SEASON: 2-2 H: 2-0 A: 0-2

11/19/04	@	L	105	107
11/30/04		L	93	98
3/8/05	@	L	82	85

2004-05 SEASON: 0-3 H: 0-1 A: 0-2

1/10/06		W	99	85
2/7/06	@	L	96	104
2/15/06		W	84	78
3/10/06	@	L	93	105

2005-06 SEASON: 2-2 H: 2-0 A: 0-2

DATE	@	W/L	GRIZZ	OPP
11/15/06	@	L	111	115
1/29/07		W	124	117
4/10/07	@	L	100	112

2006-07 SEASON: 1-2 H: 1-0 A: 0-2

1/10/08	@	L	113	116
2/12/08		W	107	94
3/22/08		W	117	111
3/26/08 *	@	L	106	107

2007-08 SEASON: 2-2 H: 2-0 A: 0-2

11/5/08	@	L	95	100
11/18/08		W	109	94
2/20/09		L	106	115
3/27/09	@	W	113	95

2008-09 SEASON: 2-2 H: 1-1 A: 1-1

11/2/09 *	@	L	116	127
11/23/09		W	116	105
3/22/10	@	W	102	85

2009-10 SEASON: 2-1 H: 1-0 A: 1-1

11/6/10	@	W	100	91
12/29/10	@	L	98	100
2/26/11		W	120	92
4/8/11		W	101	96

2010-11 SEASON: 3-1 H: 2-0 A: 1-1

1/3/12		W	113	96
1/21/12		W	128	95
3/20/12	@	L	110	119

2011-12 SEASON: 2-1 H: 2-0 A: 0-1

1/7/13	@	W	113	81
1/18/13		W	85	69
2/12/13		W	108	101
4/7/13	@	W	89	87

2012-13 SEASON: 4-0 H: 2-0 A: 2-0

11/17/13	@	W	97	86
1/17/14		W	91	90
1/29/14	@	W	99	89

2013-14 SEASON: 3-0 H: 1-0 A: 2-0

11/13/14		W	111	110
11/30/14	@	W	97	85
2/25/15	@	L	90	102
3/30/15		W	97	83

2014-15 SEASON: 3-1 H: 2-0 A: 1-1

11/3/15	@	W	103	89
1/30/16		W	121	117
3/2/16		W	104	98

2015-16 SEASON: 3-0 H: 2-0 A: 1-0

12/16/16		L	92	96
12/31/16	@	W	112	98
1/20/17		W	107	91
3/27/17	@	L	90	91

2016-17 SEASON: 2-2 H: 1-1 A: 1-1

DATE	@	W/L	GRIZZ	OPP
12/31/17	@	W	114	96
1/19/18		W	106	88
4/6/18		L	93	94

2017-18 SEASON: 2-1 H: 1-1 A: 1-0

10/24/18	@	L	92	97
11/16/18		W	112	104
12/21/18	@	L	99	102
1/25/19		L	96	99

2018-19 SEASON: 1-3 H: 1-1 A: 0-2

12/21/19		W	119	115
1/2/20	@	L	123	128
2/20/20	@	L	125	129
2/28/20		L	101	104

2019-20 SEASON: 1-3 H: 1-1 A: 0-2

2/14/21	@	W	124	110
5/13/21		W	116	110
5/14/21		W	107	106

2020-21 SEASON: 3-0 H: 2-0 A: 1-0

11/28/21		W	128	101
12/17/21	@	W	124	105
12/26/21	@	W	127	102

2021-22 SEASON: 3-0 H: 1-0 A: 2-0

* OT | ** 2OT | *** 3OT

INTRO

PLAYERS

EXECUTIVE

B-BALL OPS

BUSINESS OPS

MEDIA

HISTORY

PLAYOFFS

REVIEW

OPPONENTS

NBA

FEDERFORUM

AT A GLANCE



SAN ANTONIO SPURS

WESTERN CONFERENCE SOUTHWEST DIVISION



Home Court: AT&T Center – 18,354
Office: One AT&T Center, San Antonio, TX 78219
Phone: (210) 444-5500 Website: spurs.com

Managing Partner: Peter J. Holt
President & CEO: RC Buford
Director of Basketball Operations/Head Coach: Gregg Popovich
General Manager: Brian Wright
Vice President of Basketball Operations: Brent Barry, Dave Telep
Assistant Coaches: Brett Brown, Mitch Johnson, Matt Nielsen, Darius Songaila
Director of Player Performance & Wellness: Xavi Schelling
Head Athletic Trainer: Will Sevensing
Communications: Tom James, Kris Davis, Jordan Howenstine, Alexis Winston
Television: KENS, KMYS, Bally Sports Southwest, Bill Land, Sean Elliott
Radio (English): WOAI (1200 AM), Bill Schoening
Radio (Spanish): KXTN (107.5 FM), Paul Castro

SERIES

Overall: 32-74
Home: 19-35 Road: 13-39

LAST WIN/LOSS

	DATE	SCORE
Last Home Win	2/28/22	118-105
Last Home Loss	12/23/20	131-119
Last Road Win	3/30/22	112-111
Last Road Loss	1/5/19	108-88

LARGEST MARGINS

	DATE	MARGIN
Biggest Win	2/1/21	31
Worst Loss	11/8/95	49

2022-23 SCHEDULE

11/9/22	@ SAS	1/11/23	@ MEM
1/9/23	@ MEM	3/17/23	@ SAS

2021-22 SEASON SERIES STATISTICS

MEMPHIS VS. SAN ANTONIO

PLAYER	G-GS	MIN	FG-FGA	PCT	3FG-FGA	PCT	FT-FTA	PCT	OFF	DEF	TOT	AST	PF-DQ	STL	TO	BLK	PTS	AVG	HI
Morant	3-3	104	49-76	.645	10-12	.833	15-20	.750	3	15	18	18	2-0	2	5	0	123	41.0	52
Brooks	1-1	31	9-17	.529	2-6	.333	1-4	.250	2	4	6	4	5-0	0	2	0	21	21.0	21
Jones	3-1	84	23-48	.479	8-20	.400	2-2	1.000	1	11	12	11	2-0	4	1	0	56	18.7	25
Bane	4-4	127	23-58	.397	6-20	.300	9-11	.818	1	12	13	15	5-0	2	5	2	61	15.3	20
Melton	3-0	72	13-30	.433	6-14	.429	6-8	.750	2	12	14	2	7-0	4	7	1	38	12.7	16
Jackson	4-4	107	20-44	.455	4-15	.267	5-11	.455	10	20	30	9	12-0	5	11	12	49	12.3	22
Clarke	4-0	75	20-29	.690	2-2	1.000	1-4	.250	7	16	23	7	8-0	2	3	4	43	10.8	17
Adams	4-4	117	12-19	.632	0-0	---	4-7	.571	18	25	43	13	11-0	3	7	6	28	7.0	12
Anderson	3-1	71	8-20	.400	1-3	.333	0-0	---	4	12	16	12	5-0	3	4	1	17	5.7	9
Williams	3-2	63	5-16	.313	1-9	.111	3-3	1.000	0	6	6	3	4-0	2	3	1	14	4.7	11
Tillie	3-0	55	3-7	.429	3-7	.429	2-2	1.000	2	5	7	5	4-0	2	1	2	11	3.7	5
Aldama	1-0	13	1-2	.500	1-2	.500	0-0	---	1	1	2	0	1-0	0	1	1	3	3.0	3
Konchar	2-0	32	1-5	.200	0-3	.000	0-0	---	2	4	6	3	1-0	0	0	1	2	1.0	2
Mathias	1-0	0	0-0	---	0-0	---	0-0	---	0	0	0	0	0-0	0	0	0	0	0.0	0
Pons	1-0	0	0-0	---	0-0	---	0-0	---	0	0	0	0	0-0	0	0	0	0	0.0	0
Sneed	1-0	6	0-1	.000	0-1	.000	0-0	---	0	1	1	0	2-0	0	0	0	0	0.0	0
Terry	1-0	0	0-0	---	0-0	---	0-0	---	0	0	0	0	0-0	0	0	0	0	0.0	0
Tillman	1-0	1	0-0	---	0-0	---	0-0	---	0	0	0	0	0-0	0	0	0	0	0.0	0
GRIZZLIES	4	960	187-372	.503	44-114	.386	48-72	.667	53	144	197	102	69-0	29	55	31	466	116.5	118

SAN ANTONIO VS. MEMPHIS

PLAYER	G-GS	MIN	FG-FGA	PCT	3FG-FGA	PCT	FT-FTA	PCT	OFF	DEF	TOT	AST	PF-DQ	STL	TO	BLK	PTS	AVG	HI
Murray	3-3	112	25-57	.439	7-16	.438	13-15	.867	7	19	26	22	7-0	5	10	1	70	23.3	33
Forbes	1-0	20	4-8	.500	2-4	.500	5-6	.833	0	3	3	1	2-0	0	2	0	15	15.0	15
Poeltl	4-4	124	27-37	.730	0-0	---	4-12	.333	14	17	31	15	10-0	4	4	7	58	14.5	18
White	2-2	58	10-21	.476	4-10	.400	5-6	.833	0	3	3	14	7-0	1	3	3	29	14.5	15
K. Johnson	4-4	132	22-64	.344	8-30	.267	5-8	.625	5	19	24	9	8-0	5	6	2	57	14.3	23
Vassell	4-2	117	21-47	.447	5-22	.227	6-8	.750	2	11	13	7	4-0	2	3	1	53	13.3	20
Walker	4-0	79	19-45	.422	8-25	.320	5-6	.833	2	4	6	11	4-0	0	4	0	51	12.8	22
McDermott	3-3	69	10-27	.370	6-16	.375	0-0	---	1	9	10	8	4-0	2	3	0	26	8.7	14
Jones	4-0	62	9-14	.643	1-1	1.000	6-6	1.000	1	2	3	8	2-0	2	2	0	25	6.3	13
Bates-Diop	2-1	33	5-12	.417	0-3	.000	0-0	---	3	9	12	1	0-0	2	1	2	10	5.0	8
Collins	2-0	29	3-6	.500	0-2	.000	4-4	1.000	1	6	7	3	6-0	0	4	0	15	5.0	6
Eubanks	2-0	12	3-4	.750	0-0	---	3-6	.500	3	3	6	0	1-0	0	0	1	9	4.5	6
Richardson (TOT)	2-0	38	3-8	.375	2-4	.500	1-1	1.000	1	2	3	5	3-0	6	2	0	9	4.5	9
Richardson (SA)	2-0	38	3-8	.375	2-4	.500	1-1	1.000	1	2	3	5	3-0	6	2	0	9	4.5	9
Woodard (TOT)	2-0	5	1-1	1.000	1-1	1.000	2-2	1.000	0	0	0	0	2-0	0	1	0	5	2.5	3
Young	1-0	12	1-1	1.000	0-0	---	0-0	---	1	3	4	1	3-0	0	1	0	2	2.0	2
Landale	4-0	25	2-8	.250	1-4	.250	0-0	---	1	5	6	1	2-0	1	0	1	5	1.3	3
Primo	3-1	33	1-6	.167	0-1	.000	0-0	---	1	3	4	3	2-0	2	2	1	2	0.7	2
Wieskamp	2-0	6	0-1	.000	0-1	.000	0-0	---	0	0	0	1	0-0	1	0	0	0	0.0	0
SPURS	3	720	124-267	.464	36-91	.396	61-77	.792	26	102	128	81	47-0	23	40	20	345	115.0	131

OPPONENTS



ALL-TIME SERIES

DATE	@	W/L	GRIZZ	OPP	DATE	@	W/L	GRIZZ	OPP	DATE	@	W/L	GRIZZ	OPP
11/8/95	@	L	62	111	12/20/06	@	L	98	105	11/29/17	@	L	95	104
2/25/96	L	L	84	95	1/7/07	L	L	96	110	12/17/17	L	L	79	95
4/10/96	@	L	82	105	1/26/07	@	L	96	112	1/24/18	L	L	85	108
4/16/96	L	L	86	95	4/16/07	W	W	101	91	3/5/18	@	L	98	100
1995-97 SEASON: 3-1 H: 0-2 A: 0-2					2006-07 SEASON: 1-3 H: 1-1 A: 0-2					2017-18 SEASON: 0-4 H: 0-2 A: 0-2				
11/24/96	W	W	96	91	10/31/07	L	L	101	104	11/21/18	@	W	104	103
12/6/96	@	W	105	89	11/23/07	@	L	88	101	1/5/19	@	L	88	108
12/30/96	L	L	88	95	12/19/07	W	W	88	85	1/9/19	W	W	96	86
2/12/97	@	W	106	101	12/30/07	@	L	87	111	2/12/19	L	L	107	108
1996-97 SEASON: 3-1 H: 1-1 A: 2-0					2007-08 SEASON: 1-3 H: 1-1 A: 0-2					2018-19 SEASON: 2-2 H: 1-1 A: 1-1				
11/5/97	@	L	79	87	11/24/08	L	L	81	94	11/11/19	@	W	113	109
12/17/97	@	L	87	98	11/28/08	@	L	98	109	12/23/19	L	L	115	145
12/30/97	L	L	115	124	12/27/08 **	@	L	103	106	1/10/20	W	L	134	121
4/16/98	L	L	97	110	1/2/09	L	L	80	91	8/2/20	L	L	106	108
1997-98 SEASON: 0-4 H: 0-2 A: 0-2					2008-09 SEASON: 0-4 H: 0-2 A: 0-2					2019-20 SEASON: 2-2 H: 1-2 A: 1-0				
3/20/99 *	L	L	88	92	1/16/10	W	W	92	86	12/23/20	L	L	119	131
4/1/99	@	L	91	103	1/29/10	@	L	97	104	1/30/21	@	W	129	112
4/29/99	L	L	72	99	3/6/10	L	L	92	102	2/1/21	@	W	133	102
1998-99 SEASON: 0-3 H: 0-3 A: 0-1					2009-10 SEASON: 2-2 H: 1-1 A: 1-1					2020-21 SEASON: 2-1 H: 0-1 A: 2-0				
12/9/99	@	L	91	99	12/18/10 *	@	L	106	112	11/28/21	W	W	128	101
12/30/99	L	L	88	98	2/27/11	@	L	88	95	12/17/21	@	W	124	105
4/9/00	L	L	99	107	3/1/11	W	W	109	93	12/26/21	@	W	127	102
4/17/00	L	L	93	100	3/27/11	W	W	111	104	2021-22 SEASON: 3-0 H: 1-0 A: 2-0				
1999-00 SEASON: 0-4 H: 0-2 A: 0-2					2010-11 SEASON: 2-2 H: 2-0 A: 0-2					12/31/21 W 118 105				
11/11/00	@	L	78	91	12/26/11	@	L	82	95	1/26/22	@	W	118	110
12/3/00	L	L	79	97	1/30/12	L	L	73	83	2/28/22	W	W	118	105
1/23/01	@	L	77	110	2/6/12	L	L	84	89	3/30/22	@	W	112	111
3/5/01	L	L	77	91	4/12/12	@	L	97	107	2022 SEASON: 4-0 H: 2-0 A: 2-0				
2000-01 SEASON: 0-4 H: 0-2 A: 0-2					2011-12 SEASON: 0-4 H: 0-2 A: 0-2					* OT ** 20T *** 30T				
12/30/01	L	L	79	83	12/1/12 *	@	L	95	99					
2/19/02 *	@	L	93	99	1/11/13 *	W	W	101	98					
3/12/02	@	L	84	98	1/16/13	@	L	82	103					
4/13/02	L	L	92	113	4/1/13	W	W	92	90					
2001-02 SEASON: 0-4 H: 0-2 A: 0-2					2012-13 SEASON: 2-2 H: 2-0 A: 0-2									
11/4/02 *	L	L	101	103	10/30/13	@	L	94	101					
11/22/02	@	L	86	95	11/22/13	@	L	86	102					
1/22/03	@	W	98	93	1/7/14 *	L	L	108	110					
4/2/03	L	L	87	105	4/6/14	@	L	92	112					
2002-03 SEASON: 1-3 H: 0-2 A: 1-1					2013-14 SEASON: 0-4 H: 0-2 A: 0-2									
11/3/03	W	W	88	80	12/5/14	L	L	101	107					
12/15/03	@	L	67	78	12/17/14 ***	@	W	117	116					
3/1/04	@	W	81	80	12/30/14	W	W	95	87					
3/9/04	W	W	94	88	3/29/15	@	L	89	103					
2003-04 SEASON: 3-1 H: 2-0 A: 1-1					2014-15 SEASON: 2-2 H: 1-1 A: 1-1									
11/22/04	W	W	93	90	11/21/15	@	L	82	92					
2/26/05	@	W	84	82	12/3/15	L	L	83	103					
4/16/05	@	L	75	97	3/25/16	@	L	104	110					
4/18/05	W	W	94	92	3/28/16	L	L	87	101					
2004-05 SEASON: 3-1 H: 2-0 A: 1-1					2015-16 SEASON: 0-4 H: 0-2 A: 0-2									
1/14/06	@	L	79	80	2/6/17	W	W	89	74					
1/16/06	L	L	83	93	3/18/17	W	W	104	96					
2/24/06	L	L	80	83	3/23/17	@	L	90	97					
4/9/06	@	L	81	83	4/4/17 *	@	L	89	95					
2005-06 SEASON: 0-4 H: 0-2 A: 0-2					2016-17 SEASON: 2-2 H: 2-0 A: 0-2									

INTRO

PLAYERS

EXECUTIVE

B-BALL OPS

BUSINESS OPS

MEDIA

HISTORY

PLAYOFFS

REVIEW

OPPONENTS

NBA

FEDERFORUM

AT A GLANCE



TORONTO RAPTORS



EASTERN CONFERENCE ATLANTIC DIVISION

Home Court: Scotiabank Arena – 19,800
Office: 30 British Columbia Rd, Toronto, Ontario M6K 3C3
Phone: (813) 301-6500
Website: raptors.com

Chairman of the Board & Chairman, NBA Board of Governors: Lawrence M. Tanenbaum, O. C.

Vice-Chairman & President: Masai Ujiri

General Manager: Bobby Webster

Head Coach: Nick Nurse

Assistant Coaches: Adrian Griffin, Earl Watson, Trevor Gleeson, Nathaniel Mitchell, Jim Sann, Jon Goodwillie, Rico Hines

Vice President, Player Health and Performances: Alex McKechnie

Head Athletic Trainer: Scott McCullough

Strength and Conditioning Coach: Jon Lee

Communications: Jennifer Quinn, Phil Summers, Josh Su, Justine Jones

Television: TSN, Sportsnet: Matt Devlin, Jack Armstrong, Alvin Williams, Amy Audibert, Kayla Grey

Radio: TSN Radio 1050 (AM 1050), Sportsnet 590 (AM 590), Paul Jones, Eric Smith, Jevohn Shepherd

SERIES

Overall: 25-27

Home: 13-12

Road: 12-15

LAST WIN/LOSS

	DATE	SCORE
Last Home Win	1/25/17	101-99
Last Home Loss	11/24/21	126-113
Last Road Win	11/30/21	98-91
Last Road Loss	8/9/20	108-99

LARGEST MARGINS

	DATE	MARGIN
Biggest Win	4/6/05	30
Worst Loss	1/19/19	29

2022-23 SCHEDULE

12/29/22	@ TOR
2/5/23	@ MEM

2021-22 SEASON SERIES STATISTICS

MEMPHIS VS. TORONTO

PLAYER	G-GS	MIN	FG-FGA	PCT	3FG-FGA	PCT	FT-FTA	PCT	OFF	DEF	TOT	AST	PF-QD	STL	TO	BLK	PTS	AVG	HI
Morant	1-1	35	8-18	.444	0-1	.000	7-10	.700	4	2	6	9	1-0	3	4	0	23	23.0	23
Bane	2-2	67	15-27	.556	9-15	.600	4-5	.800	2	9	11	3	4-0	1	6	1	43	21.5	23
Jackson	2-2	60	14-22	.636	6-11	.545	7-8	.875	1	7	8	2	9-0	1	2	7	41	20.5	25
Brooks	2-2	59	11-34	.324	3-14	.214	12-14	.857	1	5	6	4	9-0	4	8	2	37	18.5	20
Clarke	2-0	42	10-14	.714	0-0	---	2-2	1.000	5	8	13	3	5-0	1	1	1	22	11.0	16
Melton	1-0	17	4-13	.308	0-4	.000	1-2	.500	4	6	10	2	0-0	1	1	0	9	9.0	9
Anderson	2-0	44	7-13	.538	1-3	.333	2-2	1.000	3	8	11	2	2-0	1	2	2	17	8.5	11
Adams	2-2	46	3-6	.500	0-0	---	0-0	---	5	9	14	4	1-0	2	4	0	6	3.0	4
Williams	1-0	21	1-5	.200	0-4	.000	1-2	.500	0	0	0	1	2-0	0	0	0	3	3.0	3
Aldama	1-0	15	1-6	.167	0-4	.000	0-0	---	2	2	4	1	1-0	0	0	0	2	2.0	2
Jones	2-1	48	2-13	.154	0-5	.000	0-0	---	0	3	3	11	1-0	4	2	0	4	2.0	4
Konchar	2-0	26	2-4	.500	0-2	.000	0-0	---	2	6	8	1	0-0	1	1	0	4	2.0	2
GRIZZLIES	2	480	78-175	.446	19-63	.302	36-45	.800	29	65	94	43	35-0	19	32	13	211	105.5	113

TORONTO VS. MEMPHIS

PLAYER	G-GS	MIN	FG-FGA	PCT	3FG-FGA	PCT	FT-FTA	PCT	OFF	DEF	TOT	AST	PF-QD	STL	TO	BLK	PTS	AVG	HI
Trent	1-1	39	8-17	.471	4-7	.571	6-6	1.000	0	1	1	4	1-0	1	1	0	26	26.0	26
VanVleet	2-2	79	15-27	.556	4-12	.333	4-4	1.000	1	14	15	10	7-0	3	8	2	38	19.0	23
Siakam	2-2	64	14-31	.452	2-9	.222	7-9	.778	3	10	13	7	8-0	2	2	3	37	18.5	20
Barnes	2-2	77	16-30	.533	4-9	.444	0-0	---	5	11	16	6	2-0	2	7	4	36	18.0	19
Achiuwa	2-2	57	8-19	.421	3-4	.750	3-4	.750	4	5	9	2	11-1	1	1	0	22	11.0	17
Mykhailiuk	2-1	36	6-15	.400	3-8	.375	0-0	---	0	2	2	0	2-0	1	1	0	15	7.5	8
Watanabe	2-0	42	4-12	.333	3-9	.333	3-4	.750	4	5	9	0	3-0	2	1	2	14	7.0	11
Boucher	2-0	14	4-9	.444	0-2	.000	3-4	.750	1	0	1	1	1-0	0	0	2	11	5.5	6
Flynn	2-0	33	5-12	.417	1-7	.143	0-0	---	1	2	3	5	3-0	1	3	0	11	5.5	6
Banton	2-0	29	3-6	.500	0-2	.000	0-0	---	3	5	8	4	3-0	0	3	0	6	3.0	4
Bonga	1-0	11	0-2	.000	0-0	---	1-2	.500	0	1	1	0	0-0	2	1	0	1	1.0	1
RAPTORS	2	480	78-171	.456	30-69	.435	41-50	.820	20	63	83	46	45-0	21	28	4	227	113.5	128

OPPONENTS



ALL-TIME SERIES

DATE	@	W/L	GRIZZ	OPP
12/10/95		L	81	93
1/25/96 *	@	W	106	101
1995-96 SEASON: 1-1 H: 0-1 A: 1-0				
1/19/97		W	100	92
3/9/97	@	L	77	81
1997-97 SEASON: 1-1 H: 1-0 A: 0-1				
2/22/98 *	@	L	105	113
3/8/98		W	113	106
1997-98 SEASON: 1-1 H: 1-0 A: 0-1				
2/21/99	@	L	87	102
1998-99 SEASON: 0-1 H: 0-0 A: 0-1				
1/9/00	@	W	107	97
3/5/00		L	92	94
1999-00 SEASON: 1-1 H: 0-1 A: 1-0				
3/11/01		L	84	101
3/25/01	@	L	92	102
2000-01 SEASON: 0-2 H: 0-1 A: 0-1				
11/29/01	@	L	88	91
1/8/02		W	84	81
2001-02 SEASON: 1-1 H: 1-0 A: 0-1				
12/1/02		L	87	92
3/9/03	@	W	119	106
2002-03 SEASON: 1-1 H: 0-1 A: 1-0				
3/23/04		W	95	86
3/28/04	@	W	94	88
2003-04 SEASON: 2-0 H: 1-0 A: 1-0				
3/4/05		W	86	75
4/6/05	@	W	104	74
2004-05 SEASON: 2-0 H: 1-0 A: 1-0				
11/30/05	@	W	92	66
2/21/06		W	94	88
2005-06 SEASON: 2-0 H: 1-0 A: 1-0				
12/30/06		W	110	104
3/7/07	@	L	87	94
2006-07 SEASON: 1-1 H: 1-0 A: 0-1				
11/21/07		L	89	95
11/28/07	@	L	91	103
2007-08 SEASON: 0-2 H: 0-1 A: 0-1				
1/9/09	@	L	82	103
2/7/09		W	78	70
2008-09 SEASON: 1-1 H: 1-0 A: 0-1				

DATE	@	W/L	GRIZZ	OPP
10/30/09		W	115	107
2/17/10 *	@	W	109	102
2009-10 SEASON: 2-0 H: 1-0 A: 1-0				
12/27/10		W	96	85
1/24/11	@	W	100	98
2010-11 SEASON: 2-0 H: 1-0 A: 1-0				
3/2/12	@	W	102	99
3/16/12 *		L	110	114
2011-12 SEASON: 1-1 H: 0-1 A: 1-0				
11/28/12		W	103	82
2/20/13	@	W	88	82
2012-13 SEASON: 2-0 H: 1-0 A: 1-0				
11/13/13		L	87	103
3/14/14	@	L	86	99
2013-14 SEASON: 0-2 H: 0-1 A: 0-1				
11/19/14	@	L	92	96
1/21/15		W	92	86
2014-15 SEASON: 1-1 H: 1-0 A: 0-1				
2/21/16	@	L	85	98
4/1/16		L	95	99
2015-16 SEASON: 0-2 H: 0-1 A: 0-1				
11/30/16	@	L	105	120
1/25/17		W	101	99
2016-17 SEASON: 1-1 H: 1-0 A: 0-1				
12/8/17		L	107	116
2/4/18	@	L	86	101
2017-18 SEASON: 0-2 H: 0-1 A: 0-1				
11/27/18		L	114	122
1/19/19	@	L	90	119
2018-19 SEASON: 0-2 H: 0-1 A: 0-1				
8/9/20	@	L	99	108
2019-20 SEASON: 0-1 H: 0-0 A: 0-1				
2/8/21		L	113	128
5/8/21	@	W	109	99
2020-21 SEASON: 1-1 H: 0-1 A: 1-0				
11/24/21		W	113	126
11/30/21	@	L	98	91
2021-22 SEASON: 1-1 H: 0-1 A: 1-0				

* OT | ** 2OT | *** 3OT

INTRO

PLAYERS

EXECUTIVE

B-BALL OPS

BUSINESS OPS

MEDIA

HISTORY

PLAYOFFS

REVIEW

OPPONENTS

NBA

FEDERFORUM

AT A GLANCE



UTAH JAZZ



WESTERN CONFERENCE NORTHWEST DIVISION

Home Court: Vivint Arena – 18,306
Office: 1420 S. 500 W, Salt Lake City, UT 84115
Phone: (801) 325-2500 **Website:** utahjazz.com

Owner & Chairman: Ryan Smith
CEO of Basketball: Danny Ainge
General Manager: Justin Zanik
Associate General Manager: David Fizdale
Head Coach: Will Hardy

Assistant Coaches: Alex Jensen, Lamar Skeeter, Bryan Bailey, Evan Bradds, Irv Roland, Sean Sheldon, Jason Terry

Head Athletic Trainer/Director of Rehabilitation: Jamal Cort

Head Strength & Conditioning Coach: Isaiah Wright

Communications: Frank Zang, Derek Garduño, Madeline Wehle Crandall, Danny Franks, Olivia Hill

Television: AT&T SportsNet; Craig Bolerjack, Thurl Bailey, Holly Rowe

Radio: KZNS (1280 AM/97.5 FM), David Locke, Ron Boone

SERIES

Overall: 35-63

Home: 20-28

Road: 15-35

LAST WIN/LOSS

	DATE	SCORE
Last Home Win	1/28/22	119-109
Last Home Loss	3/31/21	111-107
Last Road Win	11/22/21	119-118
Last Road Loss	4/5/22	121-115

LARGEST MARGINS

	DATE	MARGIN
Biggest Win	1/6/06	22
Worst Loss	2/28/02	44

2022-23 SCHEDULE

10/29/22	@ UTA	1/8/23	@ MEM
10/31/22	@ UTA	2/15/23	@ MEM

2021-22 SEASON SERIES STATISTICS

MEMPHIS VS. UTAH

PLAYER	G-GS	MIN	FG-FGA	PCT	3FG-FGA	PCT	FT-FTA	PCT	OFF	DEF	TOT	AST	PF-DQ	STL	TO	BLK	PTS	AVG	HI
Morant	2-2	73	19-52	.365	5-16	.313	19-27	.704	4	10	14	17	4-0	3	7	1	62	31.0	32
Jackson	3-3	103	25-57	.439	8-23	.348	14-16	.875	4	16	20	5	12-0	5	3	10	72	24.0	28
Bane	3-3	102	26-55	.473	9-21	.429	7-8	.875	2	11	13	9	11-0	8	6	0	68	22.7	28
Clarke	3-0	71	14-22	.636	0-1	.000	8-8	1.000	5	8	13	2	10-0	3	2	1	36	12.0	22
Jones	2-1	49	10-21	.476	4-4	1.000	0-0	---	0	4	4	7	1-0	1	1	0	24	12.0	24
Melton	2-0	56	8-16	.500	4-9	.444	4-4	1.000	3	16	19	10	3-0	2	2	2	24	12.0	13
Anderson	2-1	41	7-12	.583	2-3	.667	1-2	.500	3	9	12	6	4-0	1	4	2	17	8.5	9
Williams	3-2	92	9-17	.529	2-8	.250	5-6	.833	0	5	5	2	5-0	2	1	0	25	8.3	9
Tillie	1-0	16	2-4	.500	1-3	.333	0-0	---	0	1	1	0	3-0	0	1	0	5	5.0	5
Tillman	1-0	11	2-5	.400	0-1	.000	1-1	1.000	1	2	3	2	0-0	0	0	0	5	5.0	5
Konchar	3-0	55	3-6	.500	0-0	---	2-2	1.000	2	9	11	2	8-0	2	1	0	8	2.7	4
Adams	3-3	76	2-11	.182	0-0	---	3-6	.500	10	18	28	15	7-0	5	6	2	7	2.3	3
GRIZZLIES	3	745	127-278	.457	35-89	.393	64-80	.800	34	109	143	77	68-0	32	35	18	353	117.7	119

UTAH VS. MEMPHIS

PLAYER	G-GS	MIN	FG-FGA	PCT	3FG-FGA	PCT	FT-FTA	PCT	OFF	DEF	TOT	AST	PF-DQ	STL	TO	BLK	PTS	AVG	HI
Gobert	2-2	67	14-18	.778	0-0	---	17-24	.708	8	26	34	0	8-0	1	3	6	45	22.5	23
Alexander-Walker	1-1	26	7-14	.500	2-6	.333	5-6	.833	0	3	3	1	0-0	2	0	0	21	21.0	21
Mitchell	2-2	77	11-44	.250	4-19	.211	12-14	.857	6	9	15	13	6-0	2	5	0	38	19.0	20
Bogdanovic	3-3	102	17-43	.395	11-26	.423	5-7	.714	2	7	9	6	7-0	3	7	0	50	16.7	24
Conley	3-3	94	17-35	.486	8-15	.533	5-8	.625	1	12	13	22	6-0	4	12	0	47	15.7	19
Clarkson	3-0	82	14-35	.400	6-22	.273	10-12	.833	1	11	12	12	3-0	1	3	2	44	14.7	22
Whiteside	3-1	61	16-23	.696	0-0	---	5-10	.500	9	15	24	0	11-0	1	1	7	37	12.3	14
House (TOT)	3-0	58	11-24	.458	6-15	.400	4-4	1.000	2	7	9	2	5-0	3	4	3	32	10.7	21
House (UTA)	2-0	45	10-19	.526	6-12	.500	4-4	1.000	2	3	5	2	5-0	2	3	2	30	15.0	21
Paschall	1-0	21	3-9	.333	2-5	.400	2-2	1.000	0	3	3	0	3-0	0	1	0	10	10.0	10
O'Neale	3-3	83	9-17	.529	8-14	.571	1-2	.500	2	11	13	3	4-0	4	5	0	27	9.0	12
Gay	3-0	50	4-15	.267	0-7	.000	3-4	.750	2	6	8	4	0-0	2	2	4	11	3.7	7
Inglis	2-1	46	2-8	.250	1-7	.143	2-2	1.000	1	4	5	6	2-0	2	2	0	7	3.5	5
Forrest	2-0	17	1-2	.500	0-0	---	0-0	---	0	3	3	1	2-0	2	2	0	2	1.0	2
JAZZ	3	745	118-268	.440	46-127	.362	66-89	.742	34	110	144	69	57-0	23	49	21	348	116.0	121

OPPONENTS



ALL-TIME SERIES

DATE	@	W/L	GRIZZ	OPP
2/5/96		L	83	92
2/7/96	@	L	79	102
3/29/96	@	L	91	105
4/18/96	L	L	79	94
1995-96 SEASON: 0-4 H: 0-2 A: 0-2				
11/15/96	@	L	96	104
1/17/97	L	L	68	106
3/2/97	L	L	86	93
4/4/97	@	L	79	106
1996-97 SEASON: 0-4 H: 0-2 A: 0-2				
11/12/97	@	L	80	98
12/28/97	L	L	88	89
3/13/98	@	L	101	110
4/5/98	L	L	93	99
1997-98 SEASON: 0-4 H: 0-2 A: 0-2				
3/3/99	@	L	86	109
3/26/99	L	L	80	85
4/12/99	@	L	80	98
1998-99 SEASON: 0-3 H: 0-1 A: 0-2				
12/29/99	@	L	90	101
1/20/00	L	L	89	94
1/26/00	@	W	116	99
3/25/00	L	L	75	84
1999-00 SEASON: 1-3 H: 0-2 A: 1-1				
12/7/00	@	L	87	98
2/7/01	L	L	82	92
2/28/01	@	L	83	101
4/1/01	L	L	73	92
2000-01 SEASON: 0-4 H: 0-2 A: 0-2				
1/12/02 **	@	W	97	95
2/5/02	L	W	86	79
2/28/02	@	L	70	114
3/11/02	W	L	79	78
2001-02 SEASON: 3-1 H: 2-0 A: 1-1				
12/6/02	@	L	71	104
12/22/02	L	L	74	103
2/5/03	@	L	84	105
2/24/03	W	L	103	92
2002-03 SEASON: 1-3 H: 1-1 A: 0-2				
11/8/03	@	L	89	96
1/2/04	W	L	100	88
1/30/04	L	L	79	85
4/5/04	@	L	81	92
2003-04 SEASON: 1-3 H: 1-1 A: 0-2				
1/3/05	W	L	92	82
1/22/05	@	W	110	94
3/11/05	@	W	94	82
2004-05 SEASON: 3-0 H: 1-0 A: 2-0				
11/19/05	@	W	80	72
12/26/05 *	@	L	102	105
1/6/06	W	L	87	65
3/19/06	W	L	90	84
2005-06 SEASON: 3-1 H: 2-0 A: 1-1				

DATE	@	W/L	GRIZZ	OPP
12/23/06	L	L	97	100
1/24/07 *	@	W	132	130
2/28/07	L	L	88	104
3/24/07	@	L	108	118
2006-07 SEASON: 1-3 H: 0-2 A: 1-1				
11/10/07	@	L	94	118
2/2/08	L	L	91	110
3/1/08	L	L	92	113
2007-08 SEASON: 0-3 H: 0-2 A: 0-1				
11/22/08	L	L	94	103
11/26/08	@	L	100	117
1/16/09	L	L	91	101
2/17/09	@	L	99	117
2008-09 SEASON: 0-4 H: 0-2 A: 0-2				
11/30/09	@	L	93	120
1/6/10	@	L	94	117
1/8/10	W	L	91	89
2009-10 SEASON: 1-2 H: 1-0 A: 0-2				
12/6/10	@	L	85	94
1/1/11	@	L	92	98
1/7/11	W	L	110	99
3/21/11	W	L	103	85
2010-11 SEASON: 2-2 H: 2-0 A: 0-2				
1/6/12	@	L	85	94
2/12/12	L	L	88	98
4/14/12	W	L	103	98
2011-12 SEASON: 1-2 H: 1-1 A: 0-1				
11/5/12	W	L	103	94
12/15/12	@	W	99	86
3/16/13	@	L	84	90
4/17/13	W	L	86	70
2012-13 SEASON: 3-1 H: 2-0 A: 1-1				
12/23/13	W	L	104	94
3/19/14	W	L	96	86
3/26/14	@	W	91	87
2013-14 SEASON: 3-0 H: 2-0 A: 1-0				
12/22/14	L	L	91	97
2/4/15	@	W	100	90
3/3/15	L	L	82	93
4/10/15	@	W	89	88
2014-15 SEASON: 2-2 H: 0-2 A: 2-0				
11/7/15	@	L	79	89
1/2/16 *	@	L	87	92
3/4/16	W	L	94	88
2015-16 SEASON: 1-2 H: 1-0 A: 0-2				
11/14/16	@	W	102	96
12/18/16	L	L	73	82
1/8/17	W	L	88	79
1/28/17	@	W	102	95
2016-17 SEASON: 3-1 H: 1-1 A: 2-0				

DATE	@	W/L	GRIZZ	OPP
2/7/18	L	L	88	92
3/9/18	L	L	78	95
3/30/18	@	L	97	107
2017-18 SEASON: 0-3 H: 0-2 A: 0-1				
10/22/18	@	W	92	84
11/2/18	@	W	110	100
11/12/18	L	L	88	96
3/8/19	W	L	114	104
2018-19 SEASON: 3-1 H: 1-1 A: 2-0				
11/15/19	W	L	107	106
11/29/19	L	L	94	103
12/7/19	@	L	112	126
8/5/20	@	L	115	124
2019-20 SEASON: 1-3 H: 1-1 A: 0-2				
3/26/21	@	L	114	117
3/27/21	@	L	110	126
3/31/21	L	L	107	111
2020-21 SEASON: 0-3 H: 0-1 A: 0-2				
11/22/21	@	W	119	118
1/28/22	W	L	119	109
4/5/22 *	@	L	115	121
2021-22 SEASON: 2-1 H: 1-0 A: 1-1				

* OT | ** 2OT | *** 3OT



WASHINGTON WIZARDS



EASTERN CONFERENCE SOUTHEAST DIVISION

Home Court: Capital One Arena – 20,362
Office: 601 F Street NW, Washington DC, 20004
Phone: (202) 661-5000
Website: washingtonwizards.com

Chairman & CEO: Ted Leonsis

President & General Manager: Tommy Sheppard

Chief of Athletic Care & Performance: Dr. Daniel Medina

Assistant General Manager/Strategy & Analytics: Brett Greenberg

Head Coach: Wes Unseld Jr.

Assistant Coaches: Pat Delany, Joseph Blair, Mike Miller, Zach Guthrie, Ryan Richman, James Posey

Assistant Coach/Director of Player Development: Alex McLean

Director of Player Health: Dr. Michael Ashton

Director of Physical Performance and Therapy: Dr. Michael Davis

Communications: Scott Hall, Daren Jenkins, Matt Quinn, Kara Swirsky, Ketsia Colimon

Television: NBC Sports Washington, Chris Miller, Drew Gooden

Radio: THE TEAM (98.0 FM)/WFED (1500 AM), Dave Johnson, Glen Consor

SERIES

Overall: 29-22

Home: 21-5

Road: 8-17

LAST WIN/LOSS

	DATE	SCORE
Last Home Win	1/29/22	115-95
Last Home Loss	1/5/18	102-100
Last Road Win	3/2/21	125-111
Last Road Loss	11/5/21	115-87

LARGEST MARGINS

	DATE	MARGIN
Biggest Win	1/29/22	20
Worst Loss	11/5/21	28

2022-23 SCHEDULE

11/6/22	@ MEM
11/13/22	@ WAS

2021-22 SEASON SERIES STATISTICS

MEMPHIS VS. WASHINGTON

PLAYER	G-GS	MIN	FG-FGA	PCT	3FG-FGA	PCT	FT-FTA	PCT	OFF	DEF	TOT	AST	PF-DQ	STL	TO	BLK	PTS	AVG	HI
Morant	2-2	64	19-44	.432	4-10	.400	3-4	.750	3	6	9	6	1-0	1	2	0	45	22.5	34
Bane	2-2	51	12-25	.480	3-11	.273	2-2	1.000	1	0	1	4	5-0	0	2	1	29	14.5	19
Jackson	2-2	47	7-24	.292	2-8	.250	7-7	1.000	4	12	16	4	4-0	3	5	4	23	11.5	13
Williams	1-0	19	3-6	.500	3-6	.500	0-0	---	0	0	0	0	3-0	2	2	0	9	9.0	9
Melton	2-1	47	7-27	.259	3-12	.250	0-0	---	3	6	9	2	2-0	3	1	2	17	8.5	13
Clarke	2-0	30	8-15	.533	0-1	.000	0-0	---	2	4	6	1	3-0	1	1	1	16	8.0	10
Adams	2-2	48	6-12	.500	0-0	---	3-4	.750	13	8	21	6	3-0	1	1	3	15	7.5	10
Jones	1-0	17	3-6	.500	0-1	.000	1-1	1.000	1	2	3	2	1-0	2	0	0	7	7.0	7
Konchar	2-1	40	4-8	.500	1-4	.250	2-4	.500	3	9	12	5	3-0	2	1	0	11	5.5	7
Culver	2-0	12	2-3	.667	0-0	---	4-4	1.000	1	1	2	2	0-0	0	0	1	8	4.0	6
Merrill	1-0	10	1-2	.500	1-2	.500	1-3	.333	0	2	2	0	1-0	0	0	0	4	4.0	4
Tillie	2-0	26	2-6	.333	2-4	.500	0-0	---	0	2	2	1	4-0	2	0	2	6	3.0	6
Tillman	2-0	14	3-5	.600	0-1	.000	0-0	---	0	0	0	2	0-0	1	0	0	6	3.0	6
Anderson	2-0	43	2-9	.222	0-0	---	0-0	---	2	11	13	8	3-0	2	2	0	4	2.0	4
Aldama	2-0	12	1-4	.250	0-2	.000	0-0	---	0	3	3	0	3-0	0	1	0	2	1.0	2
Pons	1-0	2	0-0	---	0-0	---	0-0	---	0	0	0	0	0-0	0	0	0	0	0.0	0
GRIZZLIES	2	480	80-196	.408	19-62	.306	23-29	.793	33	66	99	43	36-0	20	18	14	202	101.0	115

WASHINGTON VS. MEMPHIS

PLAYER	G-GS	MIN	FG-FGA	PCT	3FG-FGA	PCT	FT-FTA	PCT	OFF	DEF	TOT	AST	PF-DQ	STL	TO	BLK	PTS	AVG	HI
Kuzma	2-2	61	16-27	.593	7-12	.583	4-6	.667	2	12	14	6	1-0	3	6	1	43	21.5	30
Gafford	1-1	23	7-8	.875	0-0	---	1-2	.500	2	2	4	3	1-0	0	3	2	15	15.0	15
Neto	1-0	26	7-8	.875	1-1	1.000	0-0	---	0	5	5	3	3-0	0	2	0	15	15.0	15
Caldwell-Pope	2-2	53	10-22	.455	7-13	.538	0-0	---	1	8	9	3	3-0	2	0	0	27	13.5	15
Beal	2-2	63	9-23	.391	0-4	.000	8-10	.800	0	5	5	19	3-0	1	7	1	26	13.0	17
Harrell	2-0	44	12-15	.800	0-0	---	0-3	.000	1	11	12	2	2-0	1	3	2	24	12.0	18
Dimwiddle	2-2	49	8-21	.381	3-8	.375	3-4	.750	2	5	7	10	3-0	0	2	1	22	11.0	12
Avidja	2-0	54	5-14	.357	1-4	.250	1-4	.250	2	11	13	4	4-0	0	2	1	12	6.0	7
Holiday	2-0	26	3-6	.500	0-1	.000	3-3	1.000	0	6	6	4	1-0	1	2	1	9	4.5	6
Bryant	1-1	20	2-8	.250	0-1	.000	0-0	---	1	3	4	0	3-0	1	1	1	4	4.0	4
Hachimura	1-0	18	2-4	.500	0-2	.000	0-0	---	1	1	2	2	1-0	0	1	1	4	4.0	4
Kispert	2-0	42	3-12	.250	1-8	.125	0-0	---	0	9	9	5	0-0	1	1	0	7	3.5	5
Gill	1-0	2	0-0	---	0-0	---	2-2	1.000	0	0	0	0	0-0	0	0	0	2	2.0	2
WIZARDS	2	480	84-168	.500	20-54	.370	22-34	.647	12	78	90	61	25-0	10	31	11	210	105.0	115



ALL-TIME SERIES

DATE	@	W/L	GRIZZ	OPP
1/27/96	@	L	77	102
3/4/96		L	81	86
1995-96 SEASON: 0-2 H: 0-1 A: 0-1				
12/22/96		W	91	87
3/12/97	@	L	82	104
1996-97 SEASON: 1-1 H: 1-0 A: 0-1				
1/16/98	@	L	110	112
2/14/98 *		W	110	108
1997-98 SEASON: 1-1 H: 1-0 A: 0-1				
NO GAMES				
1998-99 SEASON: 0-0 H: 0-0 A: 0-0				
11/23/99	@	L	87	89
2/16/00		W	92	87
1999-00 SEASON: 1-1 H: 1-0 A: 0-1				
12/20/00		W	118	104
2/20/01	@	W	116	104
2000-01 SEASON: 2-0 H: 1-0 A: 1-0				
12/11/01		L	81	91
4/6/02	@	L	85	88
2001-02 SEASON: 0-2 H: 0-1 A: 0-1				
11/23/02		W	85	74
12/18/02	@	L	100	118
2002-03 SEASON: 1-1 H: 1-0 A: 0-1				
12/5/03		W	92	77
2/4/04	@	W	103	101
2003-04 SEASON: 2-0 H: 1-0 A: 1-0				
11/3/04		L	91	103
2/23/05	@	L	83	93
2004-05 SEASON: 0-2 H: 0-1 A: 0-1				
1/22/06	@	W	93	82
2/27/06		W	108	98
2005-06 SEASON: 2-0 H: 1-0 A: 1-0				
11/24/06		W	95	80
12/26/06	@	L	101	116
2006-07 SEASON: 1-1 H: 1-0 A: 0-1				
11/24/07		W	124	118
1/25/08	@	L	93	104
2007-08 SEASON: 1-1 H: 1-0 A: 0-1				
2/2/09	@	W	113	97
4/1/09		W	112	107
2008-09 SEASON: 2-0 H: 1-0 A: 1-0				

DATE	@	W/L	GRIZZ	OPP
12/28/09 *		W	116	111
2/24/09	@	W	99	94
2009-10 SEASON: 2-0 H: 1-0 A: 1-0				
11/19/10	@	L	86	89
1/29/11		W	107	93
2010-11 SEASON: 1-1 H: 1-0 A: 0-1				
3/18/12		W	97	92
2011-12 SEASON: 1-0 H: 1-0 A: 0-0				
2/1/13		W	85	76
3/25/13	@	L	94	107
2012-13 SEASON: 1-1 H: 1-0 A: 0-1				
2/11/14		W	92	89
3/3/14	@	W	110	104
2013-14 SEASON: 2-0 H: 1-0 A: 1-0				
3/12/15	@	L	87	107
4/4/15		L	83	92
2014-15 SEASON: 0-2 H: 0-1 A: 0-1				
12/14/15		W	112	95
12/23/15	@	L	91	100
2015-16 SEASON: 1-1 H: 1-0 A: 0-1				
10/30/16 *		W	112	103
1/18/17	@	L	101	104
2016-17 SEASON: 1-1 H: 1-0 A: 0-1				
12/13/17	@	L	87	93
1/5/18		L	100	102
2017-18 SEASON: 0-2 H: 0-1 A: 0-1				
10/30/18		W	107	95
3/16/19	@	L	128	135
2018-19 SEASON: 1-1 H: 1-0 A: 0-1				
12/14/19		W	128	111
2/9/20	@	W	106	99
2019-20 SEASON: 2-0 H: 1-0 A: 1-0				
3/2/21	@	W	125	111
3/10/21		W	127	112
2020-21 SEASON: 2-0 H: 1-0 A: 1-0				
11/5/21	@	L	87	115
1/29/22		W	115	95
2021-22 SEASON: 1-1 H: 1-0 A: 0-1				
* OT ** 2OT *** 3OT				

INTRO

PLAYERS

EXECUTIVE

B-BALL OPS

BUSINESS OPS

MEDIA

HISTORY

PLAYOFFS

REVIEW

OPPONENTS

NBA

FEDEXFORUM

AT A GLANCE



SCORING LEADERS

SINGLE-GAME SCORING LEADERS

Opponent	GRIZZLIES			Opponents	Date	
	Player		Date			
Atlanta	J. Posey	38	3/29/04	T. Young	36	12/26/20
Boston	B. Reeves	41	1/15/98	I. Thomas	42	12/20/16
Brooklyn	A. Peeler	40	2/4/97	(2) K. Irving*	43	3/23/22
Charlotte	P. Gasol	33	3/26/06	K. Walker	46	3/22/18
Chicago	J. Morant	46	2/26/22	(2) Z. LaVine*	37	10/25/19
Cleveland	(2) J. Morant*	37	10/20/21*	L. James	51	1/15/08
Dallas	(3) P. Gasol*	36	11/26/05	D. Nowitzki	38	2/7/07
Denver	M. Miller	41	3/17/06	N. Jokic	47	4/19/21
Detroit	M. Gasol	38	12/21/16	(2) C. Billups*	34	1/27/06
Golden State	M. Miller	45	2/21/07	(3) S. Curry*	46	12/23/21
Houston	J. Williams	38	11/30/01	(2) J. Harden*	57	3/20/19
Indiana	M. Conley	36	3/29/17	J. O'Neal	38	3/21/03
LA Clippers	M. Dickerson	40	2/10/00	E. Brand	44	2/10/06
LA Lakers	J. Morant	41	12/29/21	K. Bryant	60	3/22/07
Miami	R. Gay	41	12/13/09	D. Wade	41	12/16/06
Milwaukee	J. Jackson Jr.	43	12/13/19	G. Antetokounmpo	37	12/13/19
Minnesota	(2) J. Morant*	37	5/5/21	A. Edwards	42	5/5/21
New Orleans	M. Gasol	38	12/1/15	J. Mashburn	50	2/21/03
New York	(2) J. Morant*	37	3/11/22	J. Randle	36	3/11/22
Oklahoma City	P. Gasol	44	3/28/06	R. Westbrook	45	4/5/17
Orlando	J. Morant	33	2/5/22	A. Hardaway	37	11/22/95
Philadelphia	J. Morant	37	1/31/22	A. Iverson	38	2/9/05
Phoenix	B. Reeves	39	4/19/97	D. Booker	48	3/30/19
Portland	J. Morant	44	2/16/22	Z. Randolph	43	3/29/07
Sacramento	S. Abdur-Rahim	37	1/11/97	K. Martin	48	11/2/09
San Antonio	J. Morant	52	2/28/22	T. Duncan	42	12/9/99
Toronto	M. Gasol	42	1/25/17	C. Bosh	37	10/30/09
Utah	J. Morant	36	3/31/21	C. Boozer	39	1/24/07
Washington	P. Gasol	39	2/27/06	J. Wall	47	3/25/13

*Most recent occurrence

NBA



NBA



2022-23 NBA KEY DATES

Oct. 18	Start of the 2022-23 NBA Regular Season	Mar. 28	NBA G League Playoffs begin
Oct. 22	2022-23 NBA G League Draft	Apr. 9	Regular Season ends
Oct. 24	NBA G League Training Camps Open	Apr. 10	Rosters set for NBA Playoffs 2023 (3 p.m. ET)
Nov. 3	Rosters set for NBA G League Opening Day (5 p.m. ET)	Apr. 11-14	NBA Play-In Tournament
Nov. 4	NBA G League Showcase Cup begins	Apr. 15	NBA Playoffs 2023 begin
Dec. 17	NBA Mexico City Game, Miami Heat vs. San Antonio Spurs (Mexico City, Mexico)	Apr. 23	NBA Early Entry Eligibility Deadline (11:59 p.m. ET)
Dec. 19-22	NBA G League Winter Showcase and Showcase Cup Championship Game	May 1-2	Conference Semifinals begin (possible move up to Apr. 29/30)
Dec. 27	NBA G League 32-game regular season begins	May 16	Conference Finals begin (possible move up to May 14-15)
Jan. 5	10-day contracts may now be signed	May 16	NBA Draft Lottery 2023 presented by State Farm
Jan. 10	All Standard NBA contracts are guaranteed for the remainder of the season	Jun. 1	NBA Finals 2023 Game 1
Jan. 19	NBA Paris Game, Chicago Bulls vs. Detroit Pistons, (Paris, France)	Jun. 4	NBA Finals 2023 Game 2
Jan. 20	All Two-Way Contracts are guaranteed for the remainder of the season	Jun. 7	NBA Finals 2023 Game 3
Feb. 9	NBA Trade Deadline (3 p.m. ET)	Jun. 9	NBA Finals 2023 Game 4
Feb. 17-19	NBA All-Star 2022 (Salt Lake City, UT)	Jun. 12	NBA Draft Early Entry Entrant Withdrawal Deadline (5 p.m. ET)
Feb. 17-22	NBA All-Star break	Jun. 12	NBA Finals 2023 Game 5 (if necessary)
Mar. 1	Playoff Eligibility Waiver Deadline	Jun. 15	NBA Finals 2023 Game 6 (if necessary)
Mar. 25	NBA G League Regular Season ends	Jun. 18	NBA Finals 2023 Game 7 (if necessary)
		Jun. 22	NBA Draft 2023 presented by State Farm

2021-22 NBA FINAL REGULAR SEASON STANDINGS

NBA EASTERN CONFERENCE

ATLANTIC DIVISION

	W	L	PCT	GB	HOME	ROAD	LAST-10	STREAK
Boston	51	31	.622	-	28-13	23-18	7-3	Won 1
Philadelphia	51	31	.622	-	24-17	27-14	6-4	Won 2
Toronto	48	34	.585	3	24-17	24-17	8-2	Lost 1
Brooklyn	44	38	.537	7	20-21	24-17	6-4	Won 4
New York	37	45	.451	14	17-24	20-21	7-3	Won 2

CENTRAL DIVISION

	W	L	PCT	GB	HOME	ROAD	LAST-10	STREAK
Milwaukee	51	31	.622	-	27-14	24-17	6-4	Lost 1
Chicago	46	36	.561	5	27-14	19-22	4-6	Won 1
Cleveland	44	38	.537	7	25-16	19-22	3-7	Won 1
Indiana	25	57	.305	26	16-25	9-32	0-10	Lost 10
Detroit	23	59	.280	28	13-28	10-31	4-6	Lost 3

SOUTHEAST DIVISION

	W	L	PCT	GB	HOME	ROAD	LAST-10	STREAK
Miami	53	29	.646	-	29-12	24-17	6-4	Lost 1
Atlanta	43	39	.524	10	27-14	16-25	7-3	Won 1
Charlotte	43	39	.524	10	22-19	21-20	6-4	Won 3
Washington	35	47	.427	18	21-20	14-27	5-5	Lost 3
Orlando	22	60	.268	31	12-29	10-31	3-7	Won 1

NBA WESTERN CONFERENCE

SOUTHWEST DIVISION

	W	L	PCT	GB	HOME	ROAD	LAST-10	STREAK
Memphis	56	26	.683	-	30-9	26-15	7-3	Lost 1
Dallas	52	30	.634	4	29-12	23-18	8-2	Won 4
New Orleans	36	46	.439	20	19-22	17-24	6-4	Lost 2
San Antonio	34	48	.415	22	16-25	18-23	6-4	Lost 3
Houston	20	62	.244	36	11-30	9-32	2-8	Lost 7

NORTHWEST DIVISION

	W	L	PCT	GB	HOME	ROAD	LAST-10	STREAK
Utah	49	33	.598	-	29-12	20-21	4-6	Won 1
Denver	48	34	.585	1	23-18	25-16	6-4	Lost 1
Minnesota	46	36	.561	3	26-15	20-21	4-6	Lost 1
Portland	27	55	.329	22	17-24	10-31	0-10	Lost 11
Okla. City	24	58	.293	25	12-29	12-29	4-6	Lost 3

PACIFIC DIVISION

	W	L	PCT	GB	HOME	ROAD	LAST-10	STREAK
Phoenix	64	18	.780	-	32-9	32-9	6-4	Lost 1
Golden State	53	29	.646	11	31-10	22-19	6-4	Won 5
L.A. Clippers	42	40	.512	22	25-16	17-24	6-4	Won 5
L.A. Lakers	33	49	.402	31	21-20	12-29	2-8	Won 2
Sacramento	30	52	.366	34	16-25	14-27	5-5	Won 1



2022 NBA PLAYOFFS

Eastern Conference

First Round

Miami over Atlanta (4-1)
 Boston over Brooklyn (4-0)
 Milwaukee over Chicago (4-1)
 Philadelphia over Toronto (4-2)

Conference Semifinals

Miami over Philadelphia (4-2)
 Boston over Milwaukee (4-3)

Conference Finals

Boston over Miami (4-2)

Western Conference

First Round

Phoenix over New Orleans (4-2)
Memphis over Minnesota (4-2)
 Golden State over Denver (4-1)
 Dallas over Utah (4-2)

Conference Semifinals

Dallas over Phoenix (4-3)
Golden State over Memphis (4-2)

Conference Finals

Golden State over Dallas (4-1)

2022 NBA Finals

Golden State over Boston 4-2

Game 1: Boston 120 at Golden State 108
 Game 2: Boston 88 at Golden State 107
 Game 3: Golden State 100 at Boston 116
 Game 4: Golden State 107 at Boston 97
 Game 5: Boston 94 at Golden State 104
 Game 6: Golden State 103 at Boston 90

2021-22 NBA FINAL STATISTICAL LEADERS

SCORING	G	FG	FT	PTS	AVG	REBOUNDS	G	OFF	DEF	TOT	AVG	ASSISTS	G	AST	AVG
Embiid, Phi.	68	666	654	2079	30.6	Goibert, Utah	66	241	727	968	14.7	Paul, Pho.	65	702	10.8
G.Antetokounmpo, Mil.	67	689	553	2002	29.9	Jokic, Den.	74	206	813	1019	13.8	Harden, Bkn.-Phi.	65	667	10.3
Doncic, Dal.	65	641	364	1847	28.4	Sabonis, Ind.-Sac.	62	201	551	752	12.1	Young, Atl.	76	737	9.7
Young, Atl.	76	711	500	2155	28.4	Capela, Atl.	74	279	598	877	11.9	Murray, S.A.	68	627	9.2
DeRozan, Chi.	76	774	520	2118	27.9	Embiid, Phi.	68	146	650	796	11.7	Doncic, Dal.	65	568	8.7
Jokic, Den.	74	764	379	2004	27.1	G.Antetokounmpo, Mil.	67	134	644	778	11.6	Garland, Cle.	68	583	8.6
Tatum, Bos.	76	708	400	2046	26.9	Valanciunas, N.O.	74	226	617	843	11.4	Haliburton, Sac.-Ind.	77	628	8.2
Booker, Pho.	68	662	315	1822	26.8	Vucevic, Chi.	73	142	662	804	11.0	Jokic, Den.	74	584	7.9
Mitchell, Utah	67	617	267	1733	25.9	Carter, Orl.	62	139	509	648	10.5	Ball, Cha.	75	571	7.6
Curry, G.S.	64	535	275	1630	25.5	Ayton, Pho.	58	149	444	593	10.2	Lowry, Mia.	63	474	7.5
Towns, Min.	74	642	384	1818	24.6	Wood, Hou.	68	110	576	686	10.1	Russell, Min.	65	460	7.1
LaVine, Chi.	67	565	320	1635	24.4	Adams, Mem.	76	349	411	760	.0	Westbrook, LA-L	78	550	7.1
Brown, Bos.	66	576	241	1559	23.6	Randle, N.Y.	72	125	591	716	9.9	Holiday, Mil.	67	457	6.8
Fox, Sac.	59	516	261	1367	23.2	Towns, Min.	74	194	533	727	9.8	VanVleet, Tor.	65	434	6.7
Siakam, Tor.	68	596	284	1551	22.8	R. Williams, Bos.	61	238	350	588	9.6	Curry, G.S.	64	404	6.3
McColum, Por.-N.O.	62	536	116	1370	22.1	Poeltl, S.A.	68	262	372	634	9.3	Porter, Hou.	61	376	6.2
Harden, Bkn.-Phi.	65	407	170	1432	22.0	Drummond, Phi.-Bkn.	73	229	451	680	9.3	Smart, Bos.	71	417	5.9
Garland, Cle.	68	542	215	1473	21.7	Portis, Mil.	72	180	477	657	9.1	G.Antetokounmpo, Mil.	67	388	5.8
Edwards, Min.	72	549	220	1533	21.3	Doncic, Dal.	65	56	537	593	9.1	Anthony, Orl.	65	369	5.7
Murray, S.A.	68	573	196	1438	21.1	Stewart, Det.	71	226	391	617	8.7	Fox, Sac.	59	330	5.6

FG PCT.	FG	FGA	PCT	3-PT FG PCT.	3FG	3GA	PCT	FT PCT.	FT	FTA	PCT
Goibert, Utah	362	508	.713	Kennard, LA-C	190	423	.449	Poole, G.S.	246	266	.925
Allen, Cle.	369	545	.677	Bane, Mem.	228	523	.436	Curry, G.S.	275	298	.923
Harrell, Was.-Cha.	358	555	.645	Maxey, Phi.	132	309	.427	Durant, Bkn.	372	409	.910
Ayton, Pho.	442	697	.634	Johnson, Pho.	166	391	.425	Young, Atl.	500	553	.904
Zubac, LA-C	310	495	.626	Ball, Chi.	110	260	.423	Gallinari, Atl.	141	156	.904
Poeltl, S.A.	410	663	.618	Curry, Phi.-Bkn.	158	374	.422	Bane, Mem.	140	155	.903
Capela, Atl.	370	604	.613	McDermott, S.A.	108	256	.422	Garland, Cle.	215	241	.892
Jokic, Den.	764	1311	.583	Powell, Por.-LA-C	106	253	.419	Middleton, Mil.	259	291	.890
Sabonis, Ind.-Sac.	443	773	.573	Irving, Bkn.	100	239	.418	Caldwell-Pope, Was.	154	180	.880
Adebayo, Mia.	406	729	.557	Richardson, Bos.-S.A	102	246	.415	Quickley, N.Y.	177	201	.881

STEALS	G	STL	AVG	BLOCKS	G	BLK	AVG	MINUTES	G	MIN	AVG
Murray, S.A.	68	138	2.03	Jackson, Mem.	78	177	2.27	Siakam, Tor.	68	2578	37.9
Paul, Pho.	65	121	1.86	R. Williams, Bos.	61	134	2.20	VanVleet, Tor.	65	2462	37.9
Trent, Tor.	70	122	1.74	Goibert, Utah	66	137	2.08	Harden, Bkn.-Phi.	65	2420	37.2
Thybulle, Phi.	66	115	1.74	Robinson, N.Y.	72	132	1.83	DeRozan, Chi.	76	2743	36.1
Haliburton, Sac.-Ind	77	134	1.74	Poeltl, S.A.	68	118	1.74	Tatum, Bos.	76	2731	35.9
VanVleet, Tor.	65	111	1.71	Mobley, Cle.	69	115	1.67	Garland, Cle.	68	2430	35.7
Smart, Bos.	71	119	1.68	Bamba, Orl.	71	118	1.66	Bridges, Cha.	80	2837	35.5
Jones, N.O.	78	130	1.67	Whiteside, Utah	65	103	1.58	Doncic, Dal.	65	2301	35.4
Holiday, Mil.	67	108	1.61	Embiid, Phi.	68	99	1.46	Barnes, Tor.	74	2617	35.4
Ball, Cha.	75	119	1.59	Gafford, Was.	72	99	1.38	Maxey, Phi.	75	2650	35.3



2021-22 NBA REGULAR SEASON STATISTICS: TEAM OFFENSIVE & DEFENSIVE

Table with columns: TEAM, DECIDED POINTS PER GAME (OWN, OPP), DECIDED FIELD GOAL PERCENTAGE (OWN, OPP), TURNOVERS PER GAME (OWN, OPP), REBOUND PERCENTAGES (OFF, DEF, TOT), BELOW 100 PTS (OWN, OPP), OVERTIME GAMES (W, L), 3 PTS OR LESS (W, L), 10 PTS OR MORE (W, L). Includes NBA Averages and * - League Leader.

REBOUND PERCENTAGES

OFF - Percentage of a given team's missed shots which that team rebounds.
DEF - Percentage of opponents' missed shots which a given team rebounds.
TOT - Average of offensive and defensive rebound percentages.

2021-22 STATISTICAL RANKING WITHIN LEAGUE - OFFENSIVE

Table with 30 columns (ATL, BOS, BKN, CHA, CHI, CLE, DAL, DEN, DET, GS, HOU, IND, LAC, LAL, MEM, MIA, MIL, MIN, NO, NY, OKC, ORL, PHI, PHO, POR, SAC, SA, TOR, UTA, WAS) and 15 rows of statistical metrics like Points/game, FG pct, FT pct, etc.

2021-22 STATISTICAL RANKING WITHIN LEAGUE - DEFENSIVE

Table with 30 columns (ATL, BOS, BKN, CHA, CHI, CLE, DAL, DEN, DET, GS, HOU, IND, LAC, LAL, MEM, MIA, MIL, MIN, NO, NY, OKC, ORL, PHI, PHO, POR, SAC, SA, TOR, UTA, WAS) and 15 rows of statistical metrics like Points/game, FG pct, FT pct, etc.



2021-22 NBA ATTENDANCE

TEAM	HOME ATTENDANCE			ROAD ATTENDANCE		
	G	ATT	AVG	G	ATT	AVG
Atlanta Hawks	41	672,742	16,408	40	682,933	17,073
Boston Celtics	41	785,396	19,156	41	720,930	17,584
Brooklyn Nets	41	711,539	17,355	41	715,726	17,457
Charlotte Hornets	41	700,755	17,092	40	700,136	17,503
Chicago Bulls	41	856,148	20,882	40	727,959	18,199
Cleveland Cavaliers	41	758,228	18,493	41	702,513	17,134
Dallas Mavericks	41	809,315	19,739	41	700,772	17,092
Denver Nuggets	41	695,262	16,958	40	674,599	16,865
Detroit Pistons	41	663,556	16,184	41	686,867	16,753
Golden State Warriors	41	740,624	18,064	41	740,187	18,053
Houston Rockets	41	638,977	15,585	41	682,872	16,655
Indiana Pacers	41	588,743	14,360	41	691,096	16,856
Los Angeles Clippers	41	694,005	16,927	40	676,414	16,910
Los Angeles Lakers	41	764,631	18,650	41	745,376	18,180
Memphis Grizzlies	41	646,785	15,775	41	727,354	17,740
Miami Heat	41	804,761	19,628	40	691,795	17,295
Milwaukee Bucks	41	715,581	17,453	41	723,931	17,657
Minnesota Timberwolves	41	657,148	16,028	41	698,275	16,812
New Orleans Pelicans	41	635,941	15,511	39	652,365	16,727
New York Knicks	41	763,484	18,622	40	708,915	17,723
Oklahoma City Thunder	41	610,829	14,898	41	682,160	16,638
Orlando Magic	41	625,401	15,254	41	699,570	17,063
Philadelphia 76ers	41	846,867	20,655	41	680,178	16,590
Phoenix Suns	41	679,252	16,567	40	696,126	17,403
Portland Trail Blazers	41	705,608	17,210	40	662,399	16,560
Sacramento Kings	40	577,583	14,440	41	680,558	16,599
San Antonio Spurs	41	615,588	15,014	40	677,597	16,940
Toronto Raptors	29	547,343	18,874	41	706,580	17,234
Utah Jazz	41	750,546	18,306	40	675,938	16,898
Washington Wizards	41	637,215	15,542	41	696,732	16,993
TOTALS	1217	20,899,853	17,173	1217	20,899,853	17,173

2022 NBA DRAFT

First Round

No.	Team	Player	From
1	ORL	Paolo Banchero	Duke
2	OKC	Chet Holmgren	Gonzaga
3	HOU	Jabari Smith Jr.	Auburn
4	SAC	Keegan Murray	Iowa
5	DET	Jaden Ivey	Purdue
6	IND	Benedict Mathurin	Arizona
7	POR	Shaedon Sharpe	Kentucky
8	NOP	Dyson Daniels	NBA G League Ignite
9	SAS	Jeremy Sochan	Baylor
10	WAS	Johnny Davis	Wisconsin
11	NYK	Ousmane Dieng	NZ Breakers (New Zealand)
12	OKC	Jalen Williams	Santa Clara
13	CHA	Jalen Duren	Memphis
14	CLE	Ochai Agbaji	Kansas
15	CHA	Mark Williams	Duke
16	ATL	AJ Griffin	Duke
17	HOU	Tari Eason	LSU
18	CHI	Dalen Terry	Arizona
19	MIN	Jake LaRavia	Wake Forest
20	SAS	Malaki Branham	Ohio State
21	DEN	Christian Braun	Kansas
22	MEM	Walker Kessler	Auburn
23	PHI	David Roddy	Colorado State
24	MIL	MarJon Beauchamp	NBA G League Ignite
25	SAS	Blake Wesley	Notre Dame
26	DAL	Wendell Moore Jr.	Duke
27	MIA	Nikola Jovic	KK Mega Bemax (Serbia)
28	GSW	Patrick Baldwin Jr.	UW-Milwaukee
29	MEM	TyTy Washington Jr.	Kentucky
30	OKC	Peyton Watson	UCLA

Second Round

No.	Team	Player	From
31	IND	Andrew Nembhard	Gonzaga
32	ORL	Caleb Houston	Michigan State
33	TOR	Christian Koloko	Arizona
34	OKC	Jaylin Williams	Arkansas
35	LAL	Max Christie	Michigan State
36	POR	Gabriele Procia	Fortitudo Kontatto Bologna (Italy)
37	SAC	Jaden Hardy	NBA G League Ignite
38	SAS	Kennedy Chandler	Tennessee
39	CLE	Khalifa Diop	Gran Canaria (Spain)
40	MIN	Bryce McGowens	Nebraska
41	NOP	EJ Liddell	Ohio State
42	NYK	Trevor Keels	Duke
43	LAC	Moussa Diabate	Michigan
44	ATL	Ryan Rollins	Toledo
45	CHA	Josh Minott	Memphis
46	DET	Ismael Kamagate	Paris Basketball (France)
47	MEM	Vince Williams Jr.	VCU
48	MIN	Kendall Brown	Baylor
49	CLE	Isaiah Mobley	USC
50	MIN	Matteo Spagnolo	Vanoli Cremona (Italy)
51	GSW	Tyrese Martin	UConn
52	NOP	Karlo Matkovic	KK Mega Bemax (Serbia)
53	BOS	JD Davison	Alabama
54	MIL	FORFEITED	
55	MIA	FORFEITED	
56	WAS	Yannick Nzosa	Unicaja (Spain)
57	GSW	Gui Santos	Minas (Brazil)
58	CLE	Luke Travers	Perth (Australia)
59	POR	Jabari Walker	Colorado
60	IND	Hugo Besson	NZ Breakers (New Zealand)

INTRO

PLAYERS

EXECUTIVE

BASKETBALL OPS

BUSINESS OPS

MEDIA

COMMUNITY

HISTORY

PLAYOFFS

REVIEW

OPPONENTS

NBA

FEDERATION

AT A GLANCE

**NBA**

NBA OFFICES

NBA, NBA Entertainment, WNBA, NBA G League, NBA 2K League, Basketball Africa League

U.S. OFFICES

NEW YORK

Olympic Tower
645 Fifth Avenue
New York, NY 10022
Telephone: (212) 407-8000
Fax: (212) 832-3861

NEW JERSEY

100 Plaza Drive
Secaucus, NJ 07094
Telephone: (201) 865-1500
Fax: (201) 974-5973

INTERNATIONAL OFFICES

AFRICA

DAKAR

Levels 4 and 5, Serenity Building
King Fahd Palace Road
Almadies, Dakar
Senegal

JOHANNESBURG

9th Floor GreenPark Corner
3 Lower Road
Morningside 2196
Johannesburg, South Africa
Telephone: +27-100-072-668

LAGOS

6th Floor, Landmark Towers
5B Water Corporation Road
Oriru, Lagos State, Nigeria

ASIA/PACIFIC

BEIJING

19th Floor, Office Tower 2, China
Central Place
No. 79 Jianguo Road, Chaoyang
District
Beijing, China 100025
Telephone: +86-10-5200-8200
Fax: +86-10-5200-8202

HONG KONG

Room 3101, Lee Gardens One
33 Hysan Avenue
Causeway Bay, Hong Kong
Telephone: +852-2843-9600
Fax: +852-2536-4808

MANILA

Unit 1701, World Plaza Building
5th Avenue corner 30th Street
Bonifacio Global City
Taguig, 1634 Philippines
Telephone: +632-866-8205

MUMBAI

C-1804, ONE BKC
G Block, Bandra Kurla Complex
Bandra East, Mumbai - 400051
Telephone: +91-22-6124-6100

SHANGHA

Unit 2703-2708, 27F, Tower 2 Plaza
66 1266 Nanjing West Road
Jing An District
Shanghai, China 200040
Telephone: +86-21-6137-2200
Fax: +86-21-6288-9920

CANADA

TORONTO

50 Bay Street, Suite 1402
Toronto, Ontario Canada M5J 3A5
Telephone: (416) 682-2000
Fax: (416) 364-0205

EUROPE & THE MIDDLE EAST

LONDON

Endeavour House
189 Shaftesbury Avenue
London, United Kingdom WC2H 8JR
Telephone: +44-20-7420-8900

MADRID

47 Leganitos Street 6th Floor
28013 Madrid, Spain
Telephone: +34-912-153-573

LATIN AMERICA

RIO DE JANEIRO

Av Borges de Medeiros, 633
Sala 301 – Leblon
Rio de Janeiro, RJ, Brazil 22430-041
Telephone: +55-21-3206-6400
Fax: +55-21-2586-6001

MEXICO CITY

Av. Prolongacion Paseo de la Reforma
No. 1236, Piso 6
Planta Baja Desarrollo Santa Fe
Cuajimalpa De Morelos, Ciudad De
Mexico 05348
Telephone: +52-55-9171-7700



NBA G LEAGUE HEAD OFFICE & TEAM DIRECTORIES

AUSTIN SPURS

1717 Scottsdale Drive, Suite 155, Cedar Park, TX 78641
 Arena: H-E-B Center at Cedar Park
 Tel: (512) 236-8333
 Media Relations Contact: Amanda Janczak (ajanczak@spurs.com)
 NBA Affiliation: San Antonio

BIRMINGHAM SQUADRON

950 22nd Street N, Suite 925, Birmingham, AL 35203
 Arena: Legacy Arena
 Tel: (256) 708-0281
 Media Relations Contact: Dawson Boyd (Dawson.Boyd@pelicans.com)
 NBA Affiliation: New Orleans

CAPITAL CITY GO-GO

1100 Oak Drive SE, Washington, DC 20032
 Arena: Ent. & Sports Arena in Congress Hts.
 Tel: (202) 318-5278
 Media Relations Contact: Matt Quinn (mquinn@monumentalsports.com)
 NBA Affiliation: Washington

CLEVELAND CHARGE

1 Center Court, Cleveland, OH, 44115
 Arena: Cleveland State University Wolstein Center
 Tel: (216) 420-2730
 Media Relations Contact: Sean Wyatt (SWyatt@cavs.com)
 NBA Affiliation: Cleveland

COLLEGE PARK SKYHAWKS

101 Marietta Street NW, Suite 1100, Atlanta, GA 30303
 Arena: Gateway Center Arena at College Park
 Tel: (404) 848-3800
 Media Relations Contact: Jerome Schwich (Jerome.schwich@cpskyhawks.com)
 NBA Affiliation: Atlanta

DELAWARE BLUE COATS

401 Garasches Lane, Wilmington, DE 19801
 Arena: Chase Fieldhouse
 Tel: (302) 504-7587
 Media Relations Contact: Alex Yoh (alex.yoh@76ers.com and BlueCoatsPR@76ers.com)
 NBA Affiliation: Philadelphia

FORT WAYNE MAD ANTS

347 West Berry Street, Suite, 200A, Fort Wayne, IN 46802
 Arena: Allen County War Memorial Coliseum
 Tel: (260) 702-9561
 Media Relations Contact: Dan Vance (dvance@ftwaynemadants.com)
 NBA Affiliation: Indiana

NBA G LEAGUE IGNITE

200 S Green Valley Parkway, Henderson, NV 89012
 Arena: The Dollar Loan Center
 Media Relations Contact: Mara Rudolph (mrudolph@nba.com)
 NBA Affiliation: None

GRAND RAPIDS GOLD

130 Fulton Street W, Grand Rapids, MI 49503
 Arena: Van Andel Arena
 Tel: (616) 350-4881
 Media Relations Contact: Shane Marvin (smarvin@nbgandrapids.com) and Britney Whitefield (bwhitefield@nbgandrapids.com)
 NBA Affiliation: Denver

GREENSBORO SWARM

2411 B West Gate City Boulevard, Greensboro, NC 27403
 Arena: Fieldhouse at the Greensboro Coliseum Complex
 Tel: (336) 907-3608
 Media Relations Contact: Kaila Lewis (Klewis@goswarm.com)
 NBA Affiliation: Charlotte

IOWA WOLVES

730 3rd Street, Des Moines, IA 50309
 Arena: Wells Fargo Arena
 Tel: (515) 564-8550
 Media Relations Contact: John Meyer (john.meyer@iawolves.com)
 NBA Affiliation: Minnesota

LAKELAND MAGIC

701 W Lime Street, Lakeland, FL 33815
 Arena: RP Funding Center
 Tel: (863) 825-3258
 Media Relations Contact: Owen Fasolas (ofasolas@lakelandmagic.com)
 NBA Affiliation: Orlando

LONG ISLAND NETS

1255 Hempstead Turnpike, Uniondale, New York 11553
 Arena: Nassau Coliseum
 Tel: (516) 654-8199
 Media Relations Contact: Patricia Douglas (pdouglas@bsglobal.net)
 NBA Affiliation: Brooklyn

MAINE CELTICS

550 Forest Avenue, Portland, ME 04012
 Arena: Portland Exposition Building
 Tel: (207) 210-6655
 Media Relations Contact: Evans Boston (EBoston@maineceltics.com)
 NBA Affiliation: Boston

Memphis Hustle

191 Beale Street, Memphis, TN 38103
 Arena: Landers Center
 Tel: (901) 205-1234
 Media Relations Contact: Corey Moore (Cmoore@grizzlies.com)
 NBA Affiliation: Memphis

MEXICO CITY CAPITANES

Av. de las Granjas 800, Santa Barbara, Azcapotzalco, 02230, Mexico City, Mexico
 Arena: Arena Ciudad de México
 Tel: +52 55 6414 6100
 Media Relations Contact: Adriana Barrón (abarron@capitanes.mx)
 NBA Affiliation: None

MOTOR CITY CRUISE

1290 West Warren Avenue, Detroit, MI 48201
 Arena: Wayne State Fieldhouse
 Tel: (417) 331-0002
 Media Relations Contact: Kevin Grigg (KGrigg@pistons.com)
 NBA Affiliation: Detroit

OKLAHOMA CITY BLUE

208 Thunder Drive, Oklahoma City, OK 73102
 Arena: Paycom Center
 Tel: (405) 208-4800
 Media Relations Contact: Heather Ward (Hward@okcthunder.com)
 NBA Affiliation: Oklahoma City

ONTARIO CLIPPERS

9680 Haven Avenue #120, Rancho Cucamonga, CA 91730
 Arena: Toyota Arena
 Tel: (909) 406-9090
 Media Relations Contact: Cooper Dzierzanowski (cdzierzanowski@clippers.com)
 NBA Affiliation: LA Clippers

RAPTORS 905

5600 Rose Cherry Place, Mississauga, ON L4Z4B6
 Arena: Paramount Fine Foods Centre
 Tel: (416) 815-5600
 Media Relations Contact: Safia Hersi (SHersi@raptors905.com)
 NBA Affiliation: Toronto

RIO GRANDE VALLEY VIPERS

4421 N. McCol Road, McAllen, TX 78504
 Arena: Bert Ogden Arena
 Tel: (956) 510-7162
 Media Relations Contact: Juanita Maldonado (juanita@rgvipers.com)
 NBA Affiliation: Houston

SALT LAKE CITY STARS

3200 S Decker Lake Drive, West Valley City, UT 84119
 Arena: Maverik Center
 Tel: (801) 325-7827
 Media Relations Contact: Derek Ahnrsbrak (derek.ahnrsbrak@slcstars.com)
 NBA Affiliation: Utah

SANTA CRUZ WARRIORS

903 Pacific Avenue, Suite 101, Santa Cruz, CA 95060
 Arena: Kaiser Permanente Arena
 Tel: (503) 704-6328
 Media Relations Contact: Anna Burleson (aburleson@warriors.com)
 NBA Affiliation: Golden State

SIOUX FALLS SKYFORCE

2131 South Minnesota Avenue, Sioux Falls, SD 57105
 Arena: Sanford Pentagon
 Tel: (605) 332-0605
 Media Relations Contact: Nick Robinson (nick@skyforceonline.com)
 NBA Affiliation: Miami

SOUTH BAY LAKERS

2275 East Mariposa Avenue, El Segundo, CA 90245
 Arena: UCLA Health Training Center
 Tel: (310) 426-6000
 Media Relations Contact: Cole Knox (cknox@sb-lakers.com)
 NBA Affiliation: Los Angeles Lakers

STOCKTON KINGS

400 East Main Street, Suite 760 Stockton, CA 95202
 Arena: Stockton Arena
 Tel: (888) 564-7209
 Media Relations Contact: Avery Jacobs (Aja-cobs@kings.com)
 NBA Affiliation: Sacramento

TEXAS LEGENDS

2601 Avenue of the Stars, Suite 300, Frisco, TX 75034
 Arena: Comerica Center
 Tel: (214) 469-0822
 Media Relations Contact: Britney Wynn (bwynn@texlegends.com)
 NBA Affiliation: Dallas

WESTCHESTER KNICKS

711 Old Saw Mill River Road, Tarrytown, NY 10591
 Arena: Total Mortgage Arena
 Tel: (212) 485-7116
 Media Relations Contact: Ajah Hawley-Alexander (Ajah.Hawley-Alexander@msgsports.com)
 NBA Affiliation: New York

WINDY CITY BULLS

5333 Prairie Stone Parkway, Hoffman Estates, IL 60192
 Arena: NOW Arena
 Tel: (847) 396-7070
 Media Relations Contact: Kyle Brown (kylebrown@bulls.com)
 NBA Affiliation: Chicago

WISCONSIN HERD

549 High Avenue, Oshkosh, WI 54901
 Arena: Oshkosh Arena
 Tel: (920) 233-4374
 Media Relations Contact: Jamie Winsted (jamie.winsted@wisconsinherd.com)
 NBA Affiliation: Milwaukee

**NBA****FINAL 2021-22 NBA G LEAGUE STANDINGS****G LEAGUE EASTERN CONFERENCE**

TEAM	W	L	PCT	GB	HOME	ROAD	LAST 10	STREAK
Raptors 905	24	8	.750	--	13-3	11-5	8-2	Won 1
Delaware	22	10	.688	2	12-4	10-6	6-4	Won 2
Motor City	22	10	.688	2	11-3	11-7	6-4	Won 2
Capital City	21	10	.677	2.5	11-5	10-5	6-3	Lost 1
College Park	20	13	.606	4.5	10-6	10-7	10-0	Won 11
Long Island	18	15	.545	6.5	11-5	7-10	3-7	Lost 1
Grand Rapids	17	15	.531	7	9-9	8-6	4-5	Lost 3
Westchester	17	15	.531	7	12-5	5-10	5-5	Won 1
Fort Wayne	17	17	.500	8	9-7	8-10	6-4	Won 1
Maine	16	16	.500	8	11-5	5-11	6-4	Lost 1
Windy City	15	19	.441	10	11-6	4-13	4-6	Won 1
Lakeland	11	21	.344	13	7-8	4-13	4-6	Won 2
Greensboro	9	24	.273	15.5	6-10	3-14	3-7	Lost 3
Wisconsin	8	24	.250	16	5-12	3-12	0-10	Lost 11
Cleveland	6	26	.188	18	5-12	1-14	2-8	Lost 1

G LEAGUE WESTERN CONFERENCE

TEAM	W	L	PCT	GB	HOME	ROAD	LAST 10	STREAK
Rio Grande Valley	24	10	.706	--	12-6	12-4	6-4	Lost 2
Agua Caliente	22	11	.667	1.5	10-8	12-3	7-3	Won 3
South Bay	21	11	.656	2	9-7	12-4	6-4	Won 2
Birmingham	18	14	.562	5	12-6	6-8	6-4	Won 5
Texas	19	15	.559	5	9-9	10-6	8-2	Won 2
Iowa	15	17	.469	8	7-7	8-10	5-5	Won 2
Santa Cruz	15	17	.469	8	8-8	7-9	5-5	Won 5
Stockton	15	18	.455	8.5	10-8	5-10	4-6	Lost 5
Memphis	15	19	.441	9	5-11	10-8	6-4	Lost 1
Oklahoma City	15	20	.429	9.5	8-9	7-11	3-7	Lost 2
Austin	13	19	.406	10	7-7	6-12	1-9	Lost 7
Sioux Falls	14	21	.400	10.5	7-10	7-11	3-7	Lost 3
Salt Lake City	9	23	.281	14	6-9	3-14	3-7	Won 1

2021-22 NBA G LEAGUE POSTSEASON RESULTS**FIRST ROUND**

(Single Elimination)

Tuesday, April 5

Capital City Go-Go defeats College Park Skyhawks, 131-122
 Delaware Blue Coats defeat Long Island Nets, 133-16
 Texas Legends defeat Birmingham Squadron, 115-100
 South Bay Lakers defeat Santa Cruz Warriors, 134-123

CONFERENCE SEMIFINALS

(Single Elimination)

Thursday, April 7

Raptors 905 defeat Capital City Go-Go, 131-126 (OT)
 Rio Grande Valley Vipers defeat, Texas Legends, 120-103
 Agua Caliente Clippers defeat South Bay Lakers, 112-110

Friday, April 8

Delaware Blue Coats defeat Motor City Cruise, 124-116

CONFERENCE FINALS

(Single Elimination)

Saturday, April 9

Rio Grande Valley Vipers defeat Agua Caliente Clippers, 125-114

Sunday, April 10

Delaware Blue Coats defeat Raptors 905, 143-139

Finals

(Best of Three)

Tuesday, April 12

Rio Grande Valley Vipers defeat Delaware Blue Coats, 145-128

Thursday, April 14

Rio Grande Valley Vipers defeat Delaware Blue Coats, 131-114



2021-22 NBA G LEAGUE STATISTICAL LEADERS

SCORING	G	FG	FT	PTS	AVG	REBOUNDS	G	OFF	DEF	TOT	AVG	ASSISTS	G	AST	AVG
Carsen Edwards, SLC	31	308	72	830	26.8	Patr Cornelie, GRG	25	62	259	321	12.8	Derrick Walton, MCC	25	236	9.4
Craig Randall, LIN	27	262	39	720	26.7	Justin Tillman, CPS	28	143	181	324	11.6	Ahmad Caver, MHU	29	241	8.3
Mason Jones, SBL	28	250	93	713	25.5	Devontae Coak, AUS	23	69	194	263	11.4	Carlik Jones, TEX	33	270	8.2
Chris Clemons, MNE	26	210	59	620	23.8	Shevon Thompson, ACC	26	127	165	292	11.2	Cat Barber, CPS	28	227	8.1
Justin Tillman, CPS	28	281	57	657	23.5	Kai Jones, GBO	24	68	195	263	11.0	Mac McClung, WCB-SBL	27	206	7.6
Cat Barber, CPS	28	238	70	644	23.0	Cheick Diallo, MCC	32	93	255	348	10.9	Jared Harper, BIR	23	173	7.5
Justin Jackson, TEX	28	204	68	621	22.2	Zylan Cheatham, SLC-BIR	23	45	202	247	10.7	Kendall Smith, SCW	25	188	7.5
Gabe York, FWN	34	263	65	740	21.8	Tacko Fall, CLC	26	106	170	276	10.6	Devon Dotson, WCB	25	177	7.1
Mac McClung, WCB-SBL	27	210	69	584	21.6	Jaimie Echenuke, CAP	28	112	175	287	10.3	Zavier Simpson, OKL	35	237	6.8
Jared Harper, BIR	23	160	66	488	21.2	Yoeli Childs, SLC	23	84	151	235	10.2	Ashton Hagans, RAP	27	181	6.7
Javonte Smart, WIS-SXF	25	187	52	528	21.1	Micah Potter, SXF	33	105	223	328	9.9	Joel Ayayi, CAP	29	192	6.6
Carlik Jones, TEX	33	255	109	696	21.1	Marko Simonovic, WCB	28	92	182	274	9.8	Hassani Gravett, LAK	32	208	6.5
Rayjon Tucker, WIS	27	194	79	569	21.1	Isaac Bonga, RAP	24	62	166	228	9.5	Shaquille Harrison, DEL	27	173	6.4
Devon Dotson, WCB	25	202	71	526	21.0	Moses Wright, ACC-TEX	29	81	190	271	9.3	Walter Lemon Jr, FWN	32	205	6.4
Cameron Young, MHU-CLC	31	226	64	645	20.8	Mikindu Kabonga, RGV	25	89	143	232	9.3	Matt Coleman, STO	32	202	6.3
B.J. Johnson, LAK	24	169	57	499	20.8	Dewan Hernandez, WES	32	74	220	294	9.2	Craig Randall, LIN	27	170	6.3
Shaq Buchanan, MHU	34	247	75	689	20.3	Nate Hinton, FWN	33	72	221	293	8.9	Chris Clemons, MNE	26	163	6.3
Dewan Hernandez, WES	32	258	65	641	20.0	L.J. Figueroa, SCW	32	84	198	282	8.8	Joe Chealey, GBO	28	171	6.1
Moses Wright, ACC-TEX	29	231	46	570	19.7	Selom Mawugbe, SCW	23	58	141	199	8.7	Mason Jones, SBL	28	171	6.1
Matt Ryan, GRG-MNE	30	203	37	582	19.4	Emanuel Tery, STO	29	76	174	250	8.6	Frankie Ferrari, SCW	28	171	6.1

FG PCT.	FG	FGA	PCT	3-PT FG PCT.	3FG	3GA	PCT	FT PCT.	FT	FTA	PCT
Tacko Fall, CLC	165	216	.764	Jodie Meeks, RAP	32	66	.485	Jordan Schakel, CAP	49	53	.925
Shevon Thompson, ACC	141	205	.688	Lindy Waters, OKL	42	87	.483	Joe Chealey, GBO	71	77	.922
Tyler Cook, WCB	128	190	.674	River Cannady, LAK	59	126	.468	Darius Adams, BIR-FWN	64	70	.914
Emanuel Terry, STO	181	270	.670	Micah Potter, SXF	49	111	.441	Myles Powell, DEL	52	57	.912
Zach Hankins, BIR	183	274	.668	Quinn Cook, STO	33	75	.440	Joe Young, BIR	50	56	.893
Cheick Diallo, MCC	193	293	.666	Jalen Crutcher, GBO	99	227	.436	Cassius Winston, CAP	48	54	.889
Charles Bassey, DEL	135	205	.649	Jeff Dowtin, WIS-LAK	38	88	.432	Quindry Westerspoon, SCW	55	62	.887
Jeremiah Tilton, LAK	130	202	.644	Tyrone Wallace, LIN	47	109	.431	Justin Anderson, FWN	77	87	.885
Jay Huff, SBL	184	287	.641	Nik Stauskas, GRG-MNE	56	130	.431	Mac McClung, WCB-SBL	69	78	.885
Yoeli Childs, SLC	156	249	.627	Marous Georges-Hunt, CPS	55	129	.426	Justin Jackson, TEX	68	77	.883

STEALS	G	STL	AVG	BLOCKS	G	BLK	AVG	MINUTES	G	MIN	AVG
Trevelin Queen, RGV	19	60	3.2	Tacko Fall, CLC	26	71	2.7	Craig Randall, LIN	27	1102	40.8
Gabe York, FWN	34	83	2.4	Jay Huff, SBL	28	68	2.4	Gabe York, FWN	34	1292	38.0
Darius Adams, BIR-FWN	27	61	2.3	EJ Onu, TEX-MHU	26	56	2.2	Nate Hinton, FWN	33	1241	37.6
Nate Hinton, FWN	33	70	2.1	Selom Mawugbe, SCW	23	47	2.0	Mason Jones, SBL	28	1043	37.2
Shaquille Harrison, DEL	27	56	2.1	Kai Jones, GBO	24	49	2.0	Javonte Smart, WIS-SXF	25	920	36.8
Devon Dotson, WCB	25	50	2.0	Moses Wright, ACC-TEX	29	53	1.8	Ahmad Caver, MHU	29	1063	36.7
Braxton Key, DEL	24	48	2.0	Aric Holman, AUS	31	52	1.7	Justin Jackson, TEX	28	1016	36.3
Ashton Hagans, RAP	27	50	1.9	Braxton Key, DEL	24	39	1.6	Jared Wilson-Frame, SLC	32	1158	36.2
Jordan Goodwin, CAP	31	57	1.8	Jon Teske, LAK	29	46	1.6	Mac McClung, WCB-SBL	27	976	36.2
Ahmad Caver, MHU	29	53	1.8	Scottie Lewis, GBO	32	47	1.5	Cat Barber, CPS	28	1012	36.1

2021-22 NBA G LEAGUE AWARD WINNERS

Most Valuable Player

Trevelin Queen (Rio Grande Valley Vipers)

Dennis Johnson Coach of the Year

Mahmoud Abdelfattah (Rio Grande Valley Vipers)

Defensive Player of the Year

Shaquille Harrison (Delaware Blue Coats)

Rookie of the Year

Mac McClung (South Bay Lakers)

Jason Collier Sportsmanship Award

Andre Ingram (South Bay Lakers)

Most Improved Player

Craig Randall II (Long Island Nets)

Basketball Executive of the Year

Travis Stockbridge (Rio Grande Valley Vipers)

Finals MVP

Trevelin Queen (Rio Grande Valley Vipers)

Showcase MVP

Jarron Cumberland (Delaware Blue Coats)

INTRO

PLAYERS

EXECUTIVE

BASKETBALL OPS

BUSINESS OPS

MEDIA

COMMUNITY

HISTORY

PLAYOFFS

REVIEW

OPPONENTS

NBA

FEDERATION

AT A GLANCE



2021-22 NBA AWARD WINNERS

Most Valuable Player

Nikola Jokić, Denver Nuggets

Coach of the Year

Monty Williams, Phoenix Suns

Rookie of the Year

Scottie Barnes, Toronto Raptors

Sixth Man of the Year

Tyler Herro, Miami Heat

Defensive Player of the Year

Marcus Smart, Boston Celtics

Most Improved Player

Ja Morant, Memphis Grizzlies

Basketball Executive of the Year

Zachary Z. Kleiman, Memphis Grizzlies

Sportsmanship Award

Patty Mills, Brooklyn Nets

Twyman-Stokes Teammate of the Year

Jrue Holiday, Milwaukee Bucks

Community Assist Award

Gary Payton II, Golden State Warriors

Kareem Abdul-Jabbar Social

Justice Champion Award

Reggie Bullock, Dallas Mavericks

Bill Russell Finals MVP

Stephen Curry, Golden State Warriors

All-Star Game MVP

Stephen Curry, Golden State Warriors

All-NBA First Team

F Giannis Antetokounmpo, Milwaukee Bucks

F Jayson Tatum, Boston Celtics

C Nikola Jokić, Denver Nuggets

G Luka Dončić, Dallas Mavericks

G Devin Booker, Phoenix Suns

All-NBA Second Team

F Kevin Durant, Brooklyn Nets

F DeMar DeRozan, Chicago Bulls

C Joel Embiid, Philadelphia 76ers

G Ja Morant, Memphis Grizzlies

G Stephen Curry, Golden State Warriors

All-NBA Third Team

F LeBron James, Los Angeles Lakers

F Pascal Siakam, Toronto Raptors

C Karl-Anthony Towns, Minnesota Timberwolves

G Chris Paul, Phoenix Suns

G Trae Young, Atlanta Hawks

NBA All-Defensive First Team

F Giannis Antetokounmpo, Milwaukee Bucks

F Jaren Jackson Jr., Memphis Grizzlies

C Rudy Gobert, Utah Jazz

G Marcus Smart, Boston Celtics

G Mikal Bridges, Phoenix Suns

NBA All-Defensive Second Team

F Bam Adebayo, Miami Heat

F Draymond Green, Golden State Warriors

C Robert Williams III, Boston Celtics

G Jrue Holiday, Milwaukee Bucks

G Matisse Thybulle, Philadelphia 76ers

All-Rookie First Team

Scottie Barnes, Toronto Raptors

Cade Cunningham, Detroit Pistons

Evan Mobley, Cleveland Cavaliers

Franz Wagner, Orlando Magic

Jalen Green, Houston Rockets

All-Rookie Second Team

Herbert Jones, New Orleans Pelicans

Josh Giddey, Oklahoma City Thunder

Bones Hyland, Denver Nuggets

Ayo Dosunmu, Chicago Bulls

Chris Duarte, Indiana Pacers



ALL-TIME AWARD WINNERS

Most Valuable Player (Maurice Podoloff Trophy)

(Selected by vote of NBA players until 1979-80; by writers and broadcasters since 1980-81)

Year	Player, Team	Year	Player, Team
1955-56	Bob Pettit, St. Louis	1989-90	Magic Johnson, L.A. Lakers
1956-57	Bob Cousy, Boston	1990-91	Michael Jordan, Chicago
1957-58	Bill Russell, Boston	1991-92	Michael Jordan, Chicago
1958-59	Bob Pettit, St. Louis	1992-93	Charles Barkley, Phoenix
1959-60	Wilt Chamberlain, Philadelphia	1993-94	Hakeem Olajuwon, Houston
1960-61	Bill Russell, Boston	1994-95	David Robinson, San Antonio
1961-62	Bill Russell, Boston	1995-96	Michael Jordan, Chicago
1962-63	Bill Russell, Boston	1996-97	Karl Malone, Utah
1963-64	Oscar Robertson, Cincinnati	1997-98	Michael Jordan, Chicago
1964-65	Bill Russell, Boston	1998-99	Karl Malone, Utah
1965-66	Wilt Chamberlain, Philadelphia	1999-00	Shaquille O'Neal, L.A. Lakers
1966-67	Wilt Chamberlain, Philadelphia	2000-01	Allen Iverson, Philadelphia
1967-68	Wilt Chamberlain, Philadelphia	2001-02	Tim Duncan, San Antonio
1968-69	Wes Unseld, Baltimore	2002-03	Tim Duncan, San Antonio
1969-70	Willis Reed, New York	2003-04	Kevin Garnett, Minnesota
1970-71	Kareem Abdul-Jabbar, Milwaukee	2004-05	Steve Nash, Phoenix
1971-72	Kareem Abdul-Jabbar, Milwaukee	2005-06	Steve Nash, Phoenix
1972-73	Dave Cowens, Boston	2006-07	Dirk Nowitzki, Dallas
1973-74	Kareem Abdul-Jabbar, Milwaukee	2007-08	Kobe Bryant, L.A. Lakers
1974-75	Bob McAdoo, Buffalo	2008-09	LeBron James, Cleveland
1975-76	Kareem Abdul-Jabbar, L.A. Lakers	2009-10	LeBron James, Cleveland
1976-77	Kareem Abdul-Jabbar, L.A. Lakers	2010-11	Derrick Rose, Chicago
1977-78	Bill Walton, Portland	2011-12	LeBron James, Miami
1978-79	Moses Malone, Houston	2012-13	LeBron James, Miami
1979-80	Kareem Abdul-Jabbar, L.A. Lakers	2013-14	Kevin Durant, Oklahoma City
1980-81	Julius Erving, Philadelphia	2014-15	Stephen Curry, Golden State
1981-82	Moses Malone, Houston	2015-16	Stephen Curry, Golden State
1982-83	Moses Malone, Philadelphia	2016-17	Russell Westbrook, Oklahoma City
1983-84	Larry Bird, Boston	2017-18	James Harden, Houston
1984-85	Larry Bird, Boston	2018-19	Giannis Antetokounmpo, Milwaukee
1985-86	Larry Bird, Boston	2019-20	Giannis Antetokounmpo, Milwaukee
1986-87	Magic Johnson, L.A. Lakers	2020-21	Nikola Jokic, Denver
1987-88	Michael Jordan, Chicago	2021-22	Nikola Jokic, Denver
1988-89	Magic Johnson, L.A. Lakers		

NBA Coach Of The Year (Red Auerbach Trophy)

(Selected by writers and broadcasters)

Year	Coach, Team	Year	Coach, Team
1962-63	Harry Gallatin, St. Louis	1992-93	Pat Riley, New York
1963-64	Alex Hannum, San Francisco	1993-94	Lenny Wilkens, Atlanta
1964-65	Red Auerbach, Boston	1994-95	Del Harris, L.A. Lakers
1965-66	Dolph Schayes, Philadelphia	1995-96	Phil Jackson, Chicago
1966-67	Johnny Kerr, Chicago	1996-97	Pat Riley, Miami
1967-68	Richie Guerin, St. Louis	1997-98	Larry Bird, Indiana
1968-69	Gene Shue, Baltimore	1998-99	Mike Dunleavy, Portland
1969-70	Red Holzman, New York	1999-00	Glenn "Doc" Rivers, Orlando
1970-71	Dick Motta, Chicago	2000-01	Larry Brown, Philadelphia
1971-72	Bill Sharman, L.A. Lakers	2001-02	Rick Carlisle, Detroit
1972-73	Tom Heinsohn, Boston	2002-03	Gregg Popovich, San Antonio
1973-74	Ray Scott, Detroit	2003-04	Hubie Brown, Memphis
1974-75	Phil Johnson, K.C./Omaha	2004-05	Mike D'Antoni, Phoenix
1975-76	Bill Fitch, Cleveland	2005-06	Avery Johnson, Dallas
1976-77	Tom Nissalke, Houston	2006-07	Sam Mitchell, Toronto
1977-78	Hubie Brown, Atlanta	2007-08	Byron Scott, New Orleans
1978-79	Cotton Fitzsimmons, Kansas City	2008-09	Mike Brown, Cleveland
1979-80	Bill Fitch, Boston	2009-10	Scott Brooks, Oklahoma City
1980-81	Jack McKinney, Indiana	2010-11	Tom Thibodeau, Chicago
1981-82	Gene Shue, Washington	2011-12	Gregg Popovich, San Antonio
1982-83	Don Nelson, Milwaukee	2012-13	George Karl, Denver
1983-84	Frank Layden, Utah	2013-14	Gregg Popovich, San Antonio
1984-85	Don Nelson, Milwaukee	2014-15	Mike Budenholzer, Atlanta
1985-86	Mike Fratello, Atlanta	2015-16	Steve Kerr, Golden State
1986-87	Mike Schuler, Portland	2016-17	Mike D'Antoni, Houston
1987-88	Doug Moe, Denver	2017-18	Dwane Casey, Toronto
1988-89	Cotton Fitzsimmons, Phoenix	2018-19	Mike Budenholzer, Milwaukee
1989-90	Pat Riley, L.A. Lakers	2019-20	Nick Nurse, Toronto
1990-91	Don Chaney, Houston	2020-21	Tom Thibodeau, New York
1991-92	Don Nelson, Golden State	2021-22	Monty Williams, Phoenix

INTRO

PLAYERS

EXECUTIVE

BASKETBALL OPS

BUSINESS OPS

MEDIA

COMMUNITY

HISTORY

PLAYOFFS

REVIEW

OPPONENTS

NBA

FEDERATION

AT A GLANCE



ROOKIE OF THE YEAR (Eddie Gottlieb Trophy)

(Selected by writers and broadcasters)

Year	Player, Team	Year	Player, Team
1952-53	Don Meineke, Fort Wayne	1987-88	Mark Jackson, New York
1953-54	Ray Felix, Baltimore	1988-89	Mitch Richmond, Golden State
1954-55	Bob Pettit, Milwaukee	1989-90	David Robinson, San Antonio
1955-56	Maurice Stokes, Rochester	1990-91	Derrick Coleman, New Jersey
1956-57	Tom Heinsohn, Boston	1991-92	Larry Johnson, Charlotte
1957-58	Woody Sauldsberry, Philadelphia	1992-93	Shaquille O'Neal, Orlando
1958-59	Elgin Baylor, Minneapolis	1993-94	Chris Webber, Golden State
1959-60	Wilt Chamberlain, Philadelphia	1994-95	Grant Hill, Detroit; Jason Kidd, Dallas
1960-61	Oscar Robertson, Cincinnati	1995-96	Damon Stoudamire, Toronto
1961-62	Walt Bellamy, Chicago	1996-97	Allen Iverson, Philadelphia
1962-63	Terry Dischinger, Chicago	1997-98	Tim Duncan, San Antonio
1963-64	Jerry Lucas, Cincinnati	1998-99	Vince Carter, Toronto
1964-65	Willis Reed, New York	1999-00	Elton Brand, Chicago; Steve Francis, Houston
1965-66	Rick Barry, San Francisco	2000-01	Mike Miller, Orlando
1966-67	Dave Bing, Detroit	2001-02	Pau Gasol, Memphis
1967-68	Earl Monroe, Baltimore	2002-03	Amar'e Stoudemire, Phoenix
1968-69	Wes Unseld, Baltimore	2003-04	LeBron James, Cleveland
1969-70	Kareem Abdul-Jabbar, Milwaukee	2004-05	Emeka Okafor, Charlotte
1970-71	Dave Cowens, Boston; Geoff Petrie, Portland	2005-06	Chris Paul, New Orleans/Oklahoma City
1971-72	Sidney Wicks, Portland	2006-07	Brandon Roy, Portland
1972-73	Bob McAdoo, Buffalo	2007-08	Kevin Durant, Seattle
1973-74	Ernie DiGregorio, Buffalo	2008-09	Derrick Rose, Chicago
1974-75	Keith Wilkes, Golden State	2009-10	Tyreke Evans, Sacramento
1975-76	Alvan Adams, Phoenix	2010-11	Blake Griffin, Los Angeles
1976-77	Adrian Dantley, Buffalo	2011-12	Kyrie Irving, Cleveland
1977-78	Walter Davis, Phoenix	2012-13	Damian Lillard, Portland
1978-79	Phil Ford, Kansas City	2013-14	Michael Carter-Williams, Philadelphia
1979-80	Larry Bird, Boston	2014-15	Andrew Wiggins, Minnesota
1980-81	Darrell Griffith, Utah	2015-16	Karl-Anthony Towns, Minnesota
1981-82	Buck Williams, New Jersey	2016-17	Malcolm Brogdon, Milwaukee
1982-83	Terry Cummings, San Diego	2017-18	Ben Simmons, Philadelphia
1983-84	Ralph Sampson, Houston	2018-19	Luka Doncic, Dallas
1984-85	Michael Jordan, Chicago	2019-20	Ja Morant, Memphis
1985-86	Patrick Ewing, New York	2020-21	LaMelo Ball, Charlotte
1986-87	Chuck Person, Indiana	2021-22	Scottie Barnes, Toronto

MOST IMPROVED PLAYER

(Selected by writers and broadcasters)

Year	Player, Team	Year	Player
1985-86	Alvin Robertson, San Antonio	2004-05	Bobby Simmons, L.A. Clippers
1986-87	Dale Ellis, Seattle	2005-06	Boris Diaw, Phoenix
1987-88	Kevin Duckworth, Portland	2006-07	Monta Ellis, Golden State
1988-89	Kevin Johnson, Phoenix	2007-08	Hedo Turkoglu, Orlando
1989-90	Rony Seikaly, Miami	2008-09	Danny Granger, Indiana
1990-91	Scott Skiles, Orlando	2009-10	Aaron Brooks, Houston
1991-92	Pervis Ellison, Washington	2010-11	Kevin Love, Minnesota
1992-93	Mahmoud Abdul-Rauf, Denver	2011-12	Ryan Anderson, Orlando
1993-94	Don MacLean, Washington	2012-13	Paul George, Indiana
1994-95	Dana Barros, Philadelphia	2013-14	Goran Dragic, Phoenix
1995-96	Gheorghe Muresan, Washington	2014-15	Jimmy Butler, Chicago
1996-97	Isaac Austin, Miami	2015-16	C.J. McCollum, Portland
1997-98	Alan Henderson, Atlanta	2016-17	Giannis Antetokounmpo, Milwaukee
1998-99	Darrell Armstrong, Orlando	2017-18	Victor Oladipo, Indiana
1999-00	Jalen Rose, Indiana	2018-19	Pascal Siakam, Toronto
2000-01	Tracy McGrady, Orlando	2019-20	Brandon Ingram, New Orleans
2001-02	Jermaine O'Neal, Indiana	2020-21	Julius Randle, New York
2002-03	Gilbert Arenas, Golden State	2021-22	Ja Morant, Memphis
2003-04	Zach Randolph, Portland		



NBA DEFENSIVE PLAYER OF THE YEAR

(Selected by writers and broadcasters)

Year	Player, Team	Year	Player, Team	Year	Player, Team
1982-83	Sidney Moncrief, Milwaukee	1996-97	Dikembe Mutombo, Atlanta	2010-11	Dwight Howard, Orlando
1983-84	Sidney Moncrief, Milwaukee	1997-98	Dikembe Mutombo, Atlanta	2011-12	Tyson Chandler, New York
1984-85	Mark Eaton, Utah	1998-99	Alonzo Mourning, Miami	2012-13	Marc Gasol, Memphis
1985-86	Alvin Robertson, San Antonio	1999-00	Alonzo Mourning, Miami	2013-14	Joakim Noah, Chicago
1986-87	Michael Cooper, L.A. Lakers	2000-01	Dikembe Mutombo, Philadelphia	2014-15	Kawhi Leonard, San Antonio
1987-88	Michael Jordan, Chicago	2001-02	Ben Wallace, Detroit	2015-16	Kawhi Leonard, San Antonio
1988-89	Mark Eaton, Utah	2002-03	Ben Wallace, Detroit	2016-17	Draymond Green, Golden State
1989-90	Dennis Rodman, Detroit	2003-04	Ron Artest, Indiana	2017-18	Rudy Gobert, Utah
1990-91	Dennis Rodman, Detroit	2004-05	Ben Wallace, Detroit	2018-19	Rudy Gobert, Utah
1991-92	David Robinson, San Antonio	2005-06	Ben Wallace, Detroit	2019-20	Giannis Antetokounmpo, Milwaukee
1992-93	Hakeem Olajuwon, Houston	2006-07	Marcus Camby, Denver	2020-21	Rudy Gobert, Utah
1993-94	Hakeem Olajuwon, Houston	2007-08	Kevin Garnett, Boston	2021-22	Marcus Smart, Boston
1994-95	Dikembe Mutombo, Denver	2008-09	Dwight Howard, Orlando		
1995-96	Gary Payton, Seattle	2009-10	Dwight Howard, Orlando		

NBA EXECUTIVE OF THE YEAR

(Selected by NBA Executives and The Sporting News)

Year	Executive, Team	Year	Executive, Team	Year	Executive, Team
1972-73	Joe Axelson, K.C./Omaha	1989-90	Bob Bass, San Antonio	2006-07	Bryan Colangelo, Toronto
1973-74	Eddie Donovan, Buffalo	1990-91	Bucky Buckwalter, Portland	2007-08	Danny Ainge, Boston
1974-75	Dick Vertlieb, Golden State	1991-92	Wayne Embry, Cleveland	2008-09	Mark Warkentien, Denver
1975-76	Jerry Colangelo, Phoenix	1992-93	Jerry Colangelo, Phoenix	2009-10	John Hammond, Milwaukee
1976-77	Ray Patterson, Houston	1993-94	Bob Whitsitt, Seattle	2010-11	Gar Forman, Chicago
1977-78	Angelo Drossos, San Antonio	1994-95	Jerry West, L.A. Lakers	2011-12	Larry Bird, Indiana
1978-79	Bob Ferry, Washington	1995-96	Jerry Krause, Chicago	2012-13	Masai Ujiri, Denver
1979-80	Red Auerbach, Boston	1996-97	Bob Bass, Charlotte	2013-14	R.C. Buford, San Antonio
1980-81	Jerry Colangelo, Phoenix	1997-98	Wayne Embry, Cleveland	2014-15	Bob Myers, Golden State
1981-82	Bob Ferry, Washington	1998-99	Geoff Petrie, Sacramento	2015-16	R.C. Buford, San Antonio
1982-83	Zollie Volchok, Seattle	1999-00	John Gabriel, Orlando	2016-17	Bob Myers, Golden State
1983-84	Frank Layden, Utah	2000-01	Geoff Petrie, Sacramento	2017-18	Daryl Morey, Houston
1984-85	Vince Boryla, Denver	2001-02	Rod Thorn, New Jersey	2018-19	Jon Horst, Milwaukee
1985-86	Stan Kasten, Atlanta	2002-03	Joe Dumars, Detroit	2019-20	Lawrence Frank, L.A. Clippers
1986-87	Stan Kasten, Atlanta	2003-04	Jerry West, Memphis	2020-21	James Jones, Phoenix
1987-88	Jerry Krause, Chicago	2004-05	Bryan Colangelo, Phoenix	2021-22	Zachary Z. Kleiman, Memphis
1988-89	Jerry Colangelo, Phoenix	2005-06	Elgin Baylor, L.A. Clippers		



NBA SIXTH MAN AWARD

(Selected by writers and broadcasters)

Year	Player, Team
1982-83	Bobby Jones, Philadelphia
1983-84	Kevin McHale, Boston
1984-85	Kevin McHale, Boston
1985-86	Bill Walton, Boston
1986-87	Ricky Pierce, Milwaukee
1987-88	Roy Tarpley, Dallas
1988-89	Eddie Johnson, Phoenix
1989-90	Ricky Pierce, Milwaukee
1990-91	Detlef Schrempf, Indiana
1991-92	Detlef Schrempf, Indiana
1992-93	Clifford Robinson, Portland
1993-94	Dell Curry, Charlotte
1994-95	Anthony Mason, New York
1995-96	Toni Kukoc, Chicago
1996-97	John Starks, New York
1997-98	Danny Manning, Phoenix
1998-99	Darrell Armstrong, Orlando
1999-00	Rodney Rogers, Phoenix
2000-01	Aaron McKie, Philadelphia
2001-02	Corliss Williamson, Detroit

Year	Player, Team
2002-03	Bobby Jackson, Sacramento
2003-04	Antawn Jamison, Dallas
2004-05	Ben Gordon, Chicago
2005-06	Mike Miller, Memphis
2006-07	Leandro Barbosa, Phoenix
2007-08	Manu Ginobili, San Antonio
2008-09	Jason Terry, Dallas
2009-10	Jamal Crawford, Atlanta
2010-11	Lamar Odom, L.A. Lakers
2011-12	James Harden, Oklahoma City
2012-13	J.R. Smith, New York
2013-14	Jamal Crawford, L.A. Clippers
2014-15	Lou Williams, Toronto
2015-16	Jamal Crawford, L.A. Clippers
2016-17	Eric Gordon, Houston
2017-18	Lou Williams, L.A. Clippers
2018-19	Lou Williams, L.A. Clippers
2019-20	Montrezl Harrell, L.A. Clipper
2020-21	Jordan Clarkson, Utah
2021-22	Tyler Herro, Miami

NBA SPORTSMANSHIP AWARD

(Selected by writers and broadcasters)

Year	Player, Team
1995-96	Joe Dumars, Detroit
1996-97	Terrell Brandon, Cleveland
1997-98	Avery Johnson, San Antonio
1998-99	Hersey Hawkins, Seattle
1999-2000	Eric Snow, Philadelphia
2000-01	David Robinson, San Antonio
2001-02	Steve Smith, San Antonio
2002-03	Ray Allen, Seattle
2003-04	P.J. Brown, New Orleans
2004-05	Grant Hill, Orlando
2005-06	Elton Brand, L.A. Clippers
2006-07	Luol Deng, Chicago
2007-08	Grant Hill, Phoenix
2008-09	Chauncey Billups, Denver
2009-10	Grant Hill, Phoenix
2010-11	Stephen Curry, Golden State
2011-12	Jason Kidd, Dallas
2012-13	Jason Kidd, New York
2013-14	Mike Conley, Memphis
2014-15	Kyle Korver, Atlanta
2015-16	Mike Conley, Memphis
2016-17	Kemba Walker, Charlotte
2017-18	Kemba Walker, Charlotte
2018-19	Mike Conley, Memphis
2019-20	Vince Carter, Atlanta
2020-21	Jrue Holiday, Milwaukee
2021-22	Patty Mills, Brooklyn

TWYMAN-STOKES TEAMMATE OF THE YEAR

(Selected by writers and broadcasters)

Year	Player, Team
2012-13	Chauncey Billups, L.A. Clippers
2013-14	Shane Battier, Miami
2014-15	Tim Duncan, San Antonio
2015-16	Vince Carter, Memphis
2016-17	Dirk Nowitzki, Dallas
2017-18	Jamal Crawford, Minnesota
2018-19	Mike Conley, Memphis
2019-20	Jrue Holiday, New Orleans
2020-21	Damian Lillard, Portland
2021-22	Jrue Holiday, Milwaukee

NBA CARES COMMUNITY ASSIST AWARD


Year	Player, Team
2011-12	Pau Gasol, L.A. Lakers
2012-13	Dwyane Wade, Miami
2013-14	Stephen Curry, Golden State
2014-15	Russell Westbrook, Oklahoma City
2015-16	John Wall, Washington
2016-17	Isaiah Thomas, Boston
2017-18	Kevin Durant, Golden State
2018-19	Bradley Beal, Washington
2019-20	Harrison Barnes, Sacramento
	Jaylen Brown, Boston
	George Hill, Milwaukee
	Chris Paul, Oklahoma City
	Dwight Powell, Dallas
2020-21	Devin Booker, Phoenix
2021-22	Gary Payton II, Golden State

FEDEXFORUM





FEDEXFORUM



FedExForum

Now celebrating its 19th season in the heart of the Mid-South, FedExForum has come to be known as one of the premier arenas in the NBA. It is home to the NBA's Memphis Grizzlies and the University of Memphis Tigers men's basketball team and has hosted millions of fans since the \$250 million arena opened in September 2004. FedExForum has become more than just an arena; it has achieved the goals set by Grizzlies ownership, management and community leaders and has become the front porch for Memphis, a place where people can come together.

Basketball

Since FedExForum opened, the arena has presented 16 NBA playoff series, including the 2013 NBA Western Conference Finals, and hosted major basketball tournaments such as the 2009, 2014 and 2017 NCAA Regional Men's Basketball Tournaments, the 2014 and 2019 American Athletic Conference Men's Basketball Tournaments and the 2010 NCAA South Regional Women's Division I Basketball Tournament.

Concerts and Events

FedExForum has hosted many chart-topping stars including: AC/DC, Ariana Grande, Billy Joel, Blake Shelton, Bon Jovi, Bruno Mars, Carrie Underwood, Chris Stapleton, Elton John, Foo Fighters, Garth Brooks, Janet Jackson, Journey, Justin Bieber, Justin Timberlake, Kenny Chesney, Luke Combs, Miley Cyrus, Paul McCartney, Red Hot Chili Peppers, the Rolling Stones and Taylor Swift among other A-List acts. In addition, FedExForum has hosted seven World Championship Boxing events, UFC 107, and many major family shows like World Wrestling Entertainment, Hot Wheels Monster Trucks and Professional Bull Riders.

Facility

Upon entering the arena through the FedExForum Grand Lobby, fans can get a first-hand look at the Built Ford Tough Training Facility, the official in-house practice facility of the Grizzlies and Hustle.

FedExForum's center-hung videoboard, designed by Daktronics, measures 16.5 feet high and 145.5 feet in diameter and provides fans with continuous 360-degree live video, instant replays and information on 24 large digital full-color displays. The system consists of nearly 2,700 square feet and more than 5.8 million LEDs. Four additional video displays, measuring 20 feet by 37.5 feet, are featured on each corner of the arena bowl. FedExForum features one of the largest corner video displays in the NBA.

To complement the center-hung videoboard, additional LED displays are prominently featured around the seating bowl. One 360-degree ring of light encircles the entire seating bowl, mounted on the Big River Steel Terrace fascia. A second large display curves 270 degrees around the Pinnacle Level fascia. The LED rings comprise one of the largest amounts of linear feet of LED in any arena in the United States. FedExForum is also equipped with a high-tech sound system, as well as acoustic technology, making the sound in the arena crystal clear, and a state-of-the-art Wi-Fi network powered by Ubiquiti.



Premium Fan Seats

Premium seat holders can enjoy spaces like Sissy's Floor Seat Lounge to watch the Grizzlies run out the court from the locker room as well as the exclusive WKND Hang Suite at FedExForum near the Grizzlies tunnel.

One of the most unique features of FedExForum is the music theme that is prevalent throughout the arena. Luxury Suite holders have their name engraved on a record outside their suite, and lyric sheets from famous Memphis songs appear prominently on the walls. Concessions and restaurants are named with uniquely Memphis music themes and areas of the arena concourses are divided into sponsored zones highlighting musical genres like Rock 'n' Roll, the Blues, Gospel, Memphis Music Today and more.

Fan Experience

The Big River Steel Edge can be found between sections 201 and 232 and features 34 TVs for fans, as well as a refreshed and revitalized bar and grill with an updated menu for patrons to enjoy. The BRS Edge overlooks the west end of the bowl, and the back side of the space opens up to overlook the Grand Lobby of FedExForum, creating an open flow from Plaza Level up to the Big River Steel Terrace. In addition, fans will have access to an outdoor space connected to the BRS Edge.

Fans and event attendees will be able to grab a drink and relax in the Caesars Sportsbook Lounge, located on the north side of the building off the main concourse. The Caesars Sportsbook Lounge is a full-service bar with over 40 televisions, a full drink menu and the best public sports-watching vibe in Memphis. The space will be open for all events, including basketball games, pre and postgame, in addition to concerts. The space is available to rent for private events as well.

Food & Beverage

All food in FedExForum is provided by Levy Restaurants, the leader in sports and entertainment venue dining, and fans experience selection and quality beyond anything they've ever had at a sporting event. From Memphis favorites such as Charlie Vergos' Rendezvous BBQ, Slim & Husky's Pizza, IPOP Gourmet Popcorn, BChill Lemonade, Zio Matto Gelato and Zandria's Desserts Boutique, to Levy concepts like Memphis Burrito Co., all fans can find something to satisfy their appetite. For expedited service, there are over 100 points of sale for concessions throughout FedExForum.

Merchandise

Fans also can get in the game with the latest NIKE Grizzlies gear in the Grizzlies Den by Fanatics team store, located in the Grand Lobby and at several merchandise stands throughout FedExForum. The store is also open on non-game days from 10 a.m.-5 p.m. Monday-Friday and 10 a.m.-4 p.m. on Saturday. The team store can be reached by phone at (901) 205-1551.



Post Malone



Luke Combs

INTRO

PLAYERS

EXECUTIVE

BASKETBALL OPS

BUSINESS OPS

MEDIA

COMMUNITY

HISTORY

PLAYOFFS

REVIEW

OPPONENTS

NBA

FEDExFORUM

AT A GLANCE



Inclusivity

FedExForum is committed to creating a more inclusive environment, collaborating in 2019 with KultureCity, a nonprofit dedicated to creating more inclusive spaces for people with autism and other sensory issues, to create a Sensory Room on the Pinnacle Level where guests can step away and decompress during an event. Sensory Bags, including noise canceling headphones and fidget tools, are also available to help guests feel calm. Also in 2019, a Mamava Lactation Pod was installed on the Plaza Level concourse outside Section 107A for mothers to have a private space to use a breast pump or breastfeed.

Rock 'n' Soul Museum

FedExForum is also home to the Rock 'n' Soul Museum on the street level of the administration building. The Rock 'n' Soul Museum traces the roots of rock and roll and soul music in Memphis, offering visitors a self-guided tour of Memphis music from the early 20th century into the 1970s. The Rock 'n' Soul Museum is one of only two Smithsonian Institution exhibits not located in Washington, D.C.

Notable Awards

- 2013 ESPN The Magazine's Ultimate Standings Best Overall Professional Sports Franchise
- 2012 International Association of Venue Managers Venue Excellence Award Finalist



FEDExFORUM/MEDIA FAQS:

1. Where is the media entrance located?

During the 2022-23 NBA season, the FedExForum media entrance is located on Fourth Street, just north of the employee entrance at the Southeast corner of the arena.

2. Where is the media parking?

Media Parking is available in the FedExForum surface lot located on Dr. Martin Luther King Jr. Avenue between B.B. King Blvd. and Fourth Street.

3. Where do I enter to go to the Built Ford Tough Training Facility?

Media should enter through the Grand Lobby of FedExForum.

4. Where are the locker rooms located?

All locker rooms are located on the Event Level
Memphis Grizzlies – Southeast
Visiting Team – Northeast

5. Where are the media workrooms located?

During the 2022-23 NBA season, media workrooms are located in the Don Poier Media Center on Event Level.

6. Where is the media seating?

Media not seated courtside will be seated in the Pinnacle Level media seating area on the West end of FedExForum.

7. Where do satellite trucks park?

Satellite trucks park in our surface lot to the South of the garage. The surface lot is located on Dr. Martin Luther King Jr. Avenue between B.B. King Blvd. and Fourth Street.

8. Where are press conferences held?

Press conferences are held in the press conference room located in the Don Poier Media Center unless otherwise announced.

AT A GLANCE



PRIMARY AND SECONDARY LOGOS



GLOBAL



MEMPHIS
GRIZZLIES



PRIMARY



SECONDARY



SECONDARY



INTRO

PLAYERS

EXECUTIVE

BASKETBALL
OPS

BUSINESS
OPS

MEDIA

COMMUNITY

HISTORY

PLAYOFFS

REVIEW

OPPONENTS

NBA

FEDERATION

AT A GLANCE



UNIFORMS

ASSOCIATION EDITION



OFFICIAL COLORS

PMS 289

Memphis Midnight
100C 76M 12Y 70K
12R 35G 64B
#0C2340

PMS 652

Beale Street Blue
52C 30M 7Y 3K
125R 155G 193B
#7D9BC1

PMS 424

Grizzlies Gray
30C 20M 19Y 58K
112R 115G 114B
#707372

PMS 123

Grizzlies Gold
0C 19M 12Y 0K
255R 199G 44B
#FFC72C

ICON EDITION



STATEMENT EDITION



MAP OF MEMPHIS



Discover Downtown events, shops, restaurants, attractions and more at DowntownMemphis.com



Follow #DTMEM on social media!
@DowntownMemphis



- MAIN STREET TROLLEY**
- RIVERFRONT SHUTTLE**
- MADISON SHUTTLE**
- PEDESTRIAN RIVERFRONT & BLUFFWALK**
- MUD ISLAND MONORAIL & SKYWALK SHUTTLE STOPS**
- PUBLIC PARKING GARAGE**
- PUBLIC PARKING LOT**

MAIN STREET RAIL CAR TROLLEY
Trolley operates every 20 minutes. M-F: 6:45am-12:15am;
Sat: 8am-12:10am Sun: 10am-6:10pm

RIVERFRONT SHUTTLE
This shuttle operates about every 20 minutes. M-F: 9am-9am;
Sat: 8:30am-11:30pm Sun: 1030am-6pm

MADISON SHUTTLE
This shuttle operates every 15 minutes. M-F: 6:45am-6pm;
Sat: 8:15am-6:30pm. No service on Sunday.

SHUTTLE STOPS
Shuttle fare is \$1 per person for one way and 50-cents for seniors 65+ and people with disabilities.

INTRO

PLANNERS

EXECUTIVE

BASKETBALL OPS

BUSINESS OPS

MEDIA

COMMUNITY

HISTORY

PLAYOFFS

REVIEW

OPPONENTS

NBA

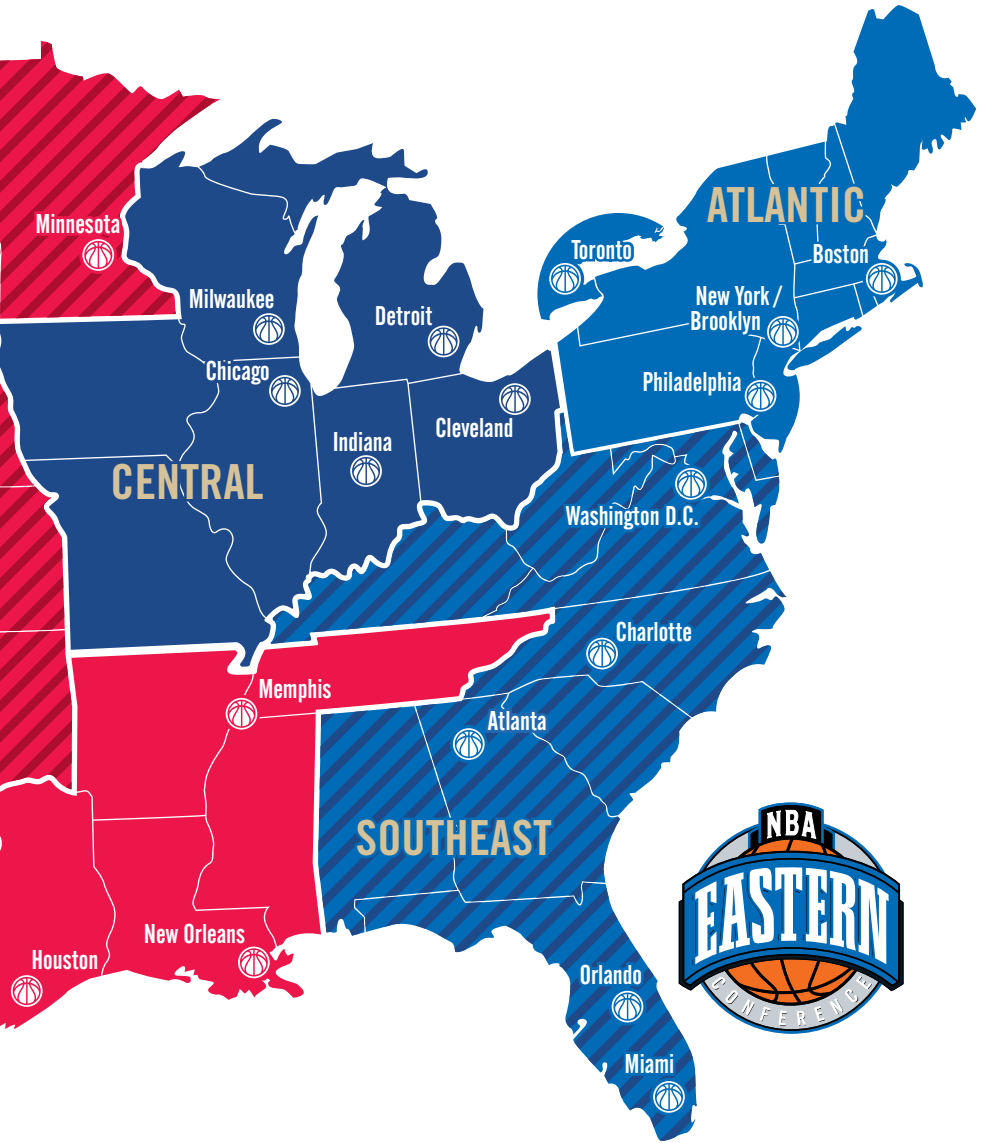
FEDERATION

AT A GLANCE



NBA ROAD MAP





INTRO

PLAYERS

EXECUTIVE

BASKETBALL OPS

BUSINESS OPS

MEDIA

COMMUNITY

HISTORY

PLAYOFFS

REVIEW

OPPONENTS

NBA

FEDERATION

AT A GLANCE



NOTES

MEMPHIS GRIZZLIES

2022/23 SEASON



OCTOBER						
SUN	MON	TUE	WED	THU	FRI	SAT
						1 @MIL 7:00pm
2	3	ORL 7:00pm	4	5 GRIZZ BOWL	6	7 MIA 7:00pm
8	9 OPEN PRACTICE	10	11 @ORL 8:00pm	12	13 @DET 8:00pm	14
15	16	17	18	19 NYK 8:30pm	20	21 HOU 7:00pm
22	23	24 BKN 7:00pm	25	26	27 SAC 9:00pm	28
29	30	31 UTA 8:00pm				

JANUARY						
SUN	MON	TUE	WED	THU	FRI	SAT
1 SAC 7:00pm	2	3	4 CHA 8:00pm	5 ORL 6:00pm	6	7
8 UTA 8:00pm	9 SAS 7:00pm	10	11 SAS 7:00pm	12	13	14 IND 6:00pm
15	16 PHX 8:00pm	17	18 CLE 7:00pm	19	20 LAL 9:00pm	21
22 PHX 7:00pm	23 SAC 9:30pm	24	25 GSW 9:00pm	26	27 MIN 6:30pm	28
29 IND 6:00pm	30	31				

NOVEMBER						
SUN	MON	TUE	WED	THU	FRI	SAT
			1 POR 9:00pm	2	3 CHA 7:00pm	4
5	6 WAS 5:00pm	7 BOS 8:00pm	8	9 SAS 7:00pm	10	11 MIN 8:30pm
12	13 WAS 5:00pm	14	15 NOP 6:30pm	16	17	18 OKC 7:00pm
19	20 BKN 6:00pm	21	22 SAC 7:00pm	23	24	25 NOP 7:00pm
26	27 NYK 5:00pm	28	29	30 MIN 7:00pm		

FEBRUARY						
SUN	MON	TUE	WED	THU	FRI	SAT
			1 POR 6:00pm	2 CLE 6:30pm	3	4
5 TOR 5:00pm	6	7	8 CHI 7:00pm	9	10 MIN 7:00pm	11
12 BOS 1:00pm	13	14	15 UTA 7:00pm	16	17 ALL-STAR WEEKEND	18
19	20	21	22	23 PHI 6:30pm	24	25 DEN 7:00pm
26	27	28	29 LAL 7:00pm			

DECEMBER						
SUN	MON	TUE	WED	THU	FRI	SAT
					1	2 PHI 7:00pm
3	4	5	6	7 OKC 7:00pm	8	9 DET 7:00pm
10	11	12	13	14	15 MIL 7:00pm	16
17	18	19	20	21 DEN 9:00pm	22	23 PHX 9:00pm
24	25	26	27	28 PHX 7:00pm	29	30 TOR 6:30pm
31						NOP 7:00pm

MARCH						
SUN	MON	TUE	WED	THU	FRI	SAT
			1 HOU 7:00pm	2	3 DEN 9:00pm	4
5 LAC 9:00pm	6	7	8 LAL 9:00pm	9	10 GSW 9:00pm	11
12	13	14	15	16	17	18 SAS 7:00pm
19	20	21	22	23	24	25 HOU 7:00pm
26	27	28	29	30	31	LAC 7:00pm

HOME GAME **AWAY GAME** **OPENING NIGHT** **GIVEAWAY NIGHT** **MLK JR GAME**

APRIL						
SUN	MON	TUE	WED	THU	FRI	SAT
						1
2	3	4	5	6	7	8
9	10	11	12	13	14	15

191 BEALE STREET, MEMPHIS TENNESSEE 38103

901.888.HOOP

GRIZZLIES.COM



@memgrizz
@FedExForum



@memgrizz
@fedexforum



MemphisGrizzlies
FedExForum



MemphisGrizzlies
FedExForumMemphis

FOX

