



# CLEVELAND CAVALIERS (0-2)

## VS. ATLANTA HAWKS (2-0)

WED., OCTOBER 12, 2022 ROCKET MORTGAGE FIELDHOUSE, CLEVELAND, OH TV: BALLY SPORTS GREAT LAKES RADIO: WTAM 1100 AM/POWER 89.1 FM WNZN

2022-23 CLEVELAND CAVALIERS GAME NOTES

FOLLOW @CAVSNOTES ON TWITTER

PRESEASON GAME #3

HOME GAME #2

### LAST GAMES STARTERS

#### PLAYER / 2022-23 PRESEASON AVERAGES

#32	Dean Wade	F • 6-9 • 219 • Kansas State/USA • 4th Season
GP/GS	2/1	PPG 9.5, RPG 6.0, APG 0.5, SPG 0.5, BPG 0.0, MPG 22.9
#31	Jarrett Allen	C • 6-11 • 248 • Texas/USA • 6th Season
GP/GS	2/2	PPG 12.0, RPG 7.0, APG 0.5, SPG 0.0, BPG 0.5, MPG 25.0
#3	Caris LeVert	F • 6-6 • 205 • Michigan/USA • 7th Season
GP/GS	2/2	PPG 10.0, RPG 2.0, APG 3.0, SPG 0.0, BPG 1.0, MPG 19.2
#45	Donovan Mitchell	G • 6-3 • 215 • Louisville/USA • 6th Season
GP/GS	2/2	PPG 13.5, RPG 3.5, APG 4.0, SPG 1.0, BPG 0.5, MPG 23.3
#10	Darius Garland	G • 6-1 • 186 • Vanderbilt/USA • 4th Season
GP/GS	2/2	PPG 14.5, RPG 1.0, APG 5.5, SPG 0.5, BPG 0.0, MPG 23.0

### CAVS QUICK FACTS

The Cavs are playing their third game of the preseason, facing the Atlanta Hawks for their final home preseason game. Cleveland will wrap up the preseason on the road in Orlando on Oct. 14 and open up the regular season on Oct. 19 at Toronto.

The Cavs finished last season with a 44-38 record, doubling their win total from the 2020-21 season (22-50). The 22-win improvement was the 2nd-largest win increase by a Cavs team in franchise history. Cleveland finished as the No. 8 seed in the Eastern Conference. Cleveland also finished last season ranked 5th in the NBA in defensive rating (108.9) and 5th in the NBA in opponent PPG (105.7). They were also 8th in opponent FG% (.452) and 3rd in the NBA in second change points allowed.

**DARIUS GARLAND** tallied 17 points on 6-10 (.600) shooting from the field, a game-high 7 AST, 2 REB and 1 STL in 31 MIN in Monday nights game vs. PHI. Garland completed the 2021-22 season averaging career-highs in points (21.7 PPG), assists (8.6 APG), rebounds (3.3 RPG), steals (1.31 SPG), FG% (.462), FT% (.892), double-doubles (29) and minutes (35.7 MPG). Garland finished in 3rd place in the NBA's Most Improved Player voting and was an NBA All-Star for the first time in his career. Garland joined LeBron James and Mark Price as the only players in Cavs history to finish a season averaging 18.0+ PTS, 7.0+ APG, 1.0+ SPG and .450+ FG%. He ranked 4th in the NBA in point-assist double-doubles (29), 6th in assists (8.6 APG) and 7th in FT% (.892).

#### NBA PLAYERS LAST SEASON TO AVERAGE 20.0+ PPG, 7.0+ APG, .460+ FG%

Trae Young (28.4 PPG, 9.7 APG, .460 FG)	DARIUS GARLAND (21.7 PPG, 8.6 APG, .462 FG)
Nikola Jokic (27.1 PPG, 7.9 APG, .583 FG)	Dejunte Murray (21.1 PPG, 9.2 APG, .462 FG)

**JARRETT ALLEN** chipped in a double-double on Monday night vs. PHI, finishing with a game-high tying 19 PTS, a game-high 12 REB and 1 BLK in 34 MIN. Allen finished the 2021-22 season averaging career highs in points (16.1 PPG), rebounds (10.8 RPG), assists (1.7 APG), steals (0.79 SPG), minutes (32.3 MPG) and FG% (.677, 2nd in NBA), and was an NBA All-Star for the first time in his career. Allen also recorded a career-high 32 double-doubles last season. The Cavaliers were 26-6 when Allen recorded a double-double.

#### HIGHEST FG% IN A SINGLE SEASON IN CAVALIERS HISTORY

1.) JARRETT ALLEN - .677 FG% (2021-22)	2.) Tyrone Hill - .600 FG% (1996-97)
3.) Brad Daugherty - .571 FG% (1992-93)	4.) Brad Daugherty - .570 FG% (1991-92)

**KEVIN LOVE** finished 2nd in the NBA in Sixth Man of the Year voting and was the only bench player to average at least 10.0 points and 7.0 rebounds. Love finished the 2021-22 season with 187 3FGM (173 off the bench). He ranked 2nd in the NBA in triples off the bench and his 187 3FGM were the 3rd-most in a single-season in Cavs history. Love ranked among NBA reserves in double-doubles (1st, 12), RPG (2nd, 7.1), 3FGM (2nd, 173), FT% (6th, .840) and PPG (4th, 13.4 PPG) [stats only for games off the bench].

#### NBA LEADERS IN TOTAL CHARGES DRAWN

T-1st: KEVIN LOVE, CLE (26 charges drawn)	T-1st: Blake Griffin, BKN (26 charges drawn)
---	--

**DONOVAN MITCHELL** contributed 11 PTS, 5 REB, 3 AST, 1 STL and 1 BLK in 28 MIN on Monday night vs. Philadelphia. During the 2021-22 campaign, Mitchell played in 67 games (all starts) for the Utah Jazz, averaging 25.9 points (9th-best in NBA), 4.2 rebounds, a career-high 5.3 assists, and a career-best 1.5 steals in 33.8 minutes. He also averaged 3.6 made threes per contest, fourth highest in the NBA. He was named an NBA All-Star for the third straight season and was named Western Conference Player of the Month for games played in December. Mitchell also finished T-7th in the NBA in 3-pointers made last season (232 3FGM).

#### NBA LEADERS IN 3-POINTERS MADE IN 2021-22

1.) Stephen Curry (285 3FGM)	2.) Buddy Hield (262 3FGM)
3.) Fred VanVleet (242 3FGM)	4.) Evan Fournier (241 3FGM)
5.) Malik Beasley (240 3FGM)	6.) Trae Young (233 3FGM)
T7.) Duncan Robinson (232 3FGM)	T7.) DONOVAN MITCHELL (232 3FGM)

### CAVALIERS PRONUNCIATIONS

Raul Neto (Hah-OOL Nett-oh); Isaac Okoro (oh-CORE-oh); Cedi Osman (JED-e AUSS-min)

### INJURY REPORT

TBD

### 2022-23 PRESEASON CAVALIERS RECORDS

	RECORD	HOME	ROAD	OT
OVERALL	0-2	0-1	0-1	--
WESTERN	--	--	--	--
EASTERN	0-2	0-1	0-1	--
CENTRAL	--	--	--	--

### STREAKS

OVERALL	Lost 2
WESTERN	--
EASTERN	Lost 2
CENTRAL	--

### 2022-23 PRESEASON SCHEDULE

DATE	OPPONENT	SCORE	RECORD
10/5	@ 76ers	112-113	L 0-1
10/10	vs. 76ers	97-113	L 0-2
10/12	vs. Hawks	7:00 pm	--
10/14	@ Magic	7:00 pm	--

### 2022-23 REG. SEASON SCHEDULE

DATE	OPPONENT	SCORE	RECORD
10/19	@ Raptors	7:30 pm	--
10/22	@ Bulls	8:00 pm	--
10/23	vs. Wizards	7:00 pm	--
10/26	vs. Magic	7:00 pm	--
10/28	@ Celtics	7:30 pm	--
10/30	vs. Knicks	6:00 pm	--
11/2	vs. Celtics	7:00 pm	--
11/4	@ Pistons	7:00 pm	--
11/6	@ Lakers	3:30 pm	--
11/7	@ Clippers	10:30 pm	--
11/9	@ Kings	10:00 pm	--
11/11	@ Warriors	10:00 pm	--
11/13	vs. Timberwolves	6:00 pm	--
11/16	@ Bucks	8:00 pm	--
11/18	vs. Hornets	7:30 pm	--
11/20	vs. Heat	7:00 pm	--
11/21	vs. Hawks	7:00 pm	--
11/23	vs. Trail Blazers	7:00 pm	--
11/25	@ Bucks	8:00 pm	--
11/27	@ Pistons	6:00 pm	--
11/28	@ Raptors	7:30 pm	--
11/30	vs. 76ers	7:00 pm	--
12/2	vs. Magic	7:30 pm	--
12/4	@ Knicks	6:00 pm	--
12/6	vs. Lakers	7:30 pm	--
12/9	vs. Kings	7:30 pm	--
12/10	vs. Thunder	7:30 pm	--
12/12	@ Spurs	8:30 pm	--
12/14	@ Mavericks	9:00 pm	--
12/16	vs. Pacers	7:30 pm	--
12/17	vs. Mavericks	8:00 pm	--
12/19	vs. Jazz	7:00 pm	--
12/21	vs. Bucks	7:00 pm	--
12/23	vs. Raptors	7:30 pm	--
12/26	vs. Nets	7:00 pm	--
12/29	@ Pacers	7:00 pm	--
12/31	@ Bulls	7:00 pm	--
1/2	vs. Bulls	7:00 pm	--
1/4	vs. Suns	7:00 pm	--
1/6	@ Nuggets	9:00 pm	--
1/8	@ Suns	8:00 pm	--
1/10	@ Jazz	9:00 pm	--
1/12	@ Trail Blazers	10:00 pm	--
1/14	@ Timberwolves	8:00 pm	--
1/16	vs. Pelicans	3:00 pm	--
1/18	@ Grizzlies	8:00 pm	--
1/20	vs. Warriors	7:30 pm	--
1/21	vs. Bucks	7:30 pm	--
1/24	@ Knicks	7:30 pm	--
1/26	@ Rockets	8:00 pm	--
1/27	@ Thunder	8:00 pm	--
1/29	vs. Clippers	7:00 pm	--
1/31	vs. Heat	7:00 pm	--
2/2	vs. Grizzlies	7:30 pm	--
2/5	@ Pacers	5:00 pm	--
2/6	@ Wizards	7:00 pm	--
2/8	vs. Pistons	7:00 pm	--
2/10	@ Pelicans	10:00 pm	--
2/11	vs. Bulls	8:00 pm	--
2/13	vs. Spurs	7:00 pm	--
2/15	@ 76ers	7:00 pm	--
2/23	vs. Nuggets	7:00 pm	--
2/24	@ Hawks	7:30 pm	--
2/26	vs. Raptors	6:00 pm	--
3/1	@ Celtics	7:30 pm	--
3/4	vs. Pistons	8:00 pm	--
3/6	vs. Celtics	7:00 pm	--
3/8	@ Heat	7:30 pm	--
3/10	@ Heat	8:00 pm	--
3/12	@ Hornets	5:00 pm	--
3/14	@ Hornets	7:00 pm	--
3/15	vs. 76ers	7:30 pm	--
3/17	vs. Wizards	7:30 pm	--
3/21	@ Nets	7:30 pm	--
3/23	@ Nets	7:30 pm	--
3/26	vs. Rockets	6:00 pm	--
3/28	@ Hawks	7:30 pm	--
3/31	vs. Knicks	7:30 pm	--
4/2	vs. Pacers	8:00 pm	--
4/4	@ Magic	7:00 pm	--
4/6	@ Magic	7:00 pm	--
4/9	vs. Hornets	1:00 pm	--

All Times Cleveland Time (ET)





## VS. ATLANTA HAWKS (2-0)

2021-22 REGULAR SEASON	PPG	OPP. PPG	FG%	3FG%	FT%	RPG	APG	SPG	TO	BPG
Hawks	113.9	112.4	.470	.374	.812	44.0	24.6	7.16	11.9	4.24
Cavaliers	107.8	105.7	.469	.355	.760	44.2	25.2	7.07	14.4	4.18



2021-22 REGULAR SEASON INDIVIDUAL BESTS				2021-22 REGULAR SEASON HAWKS BESTS				2021-22 REGULAR SEASON TEAM		
Points	35	Kevin Love vs. ATL 12/31/21		Points	41	Trae Young @ ATL 2/15/22		Biggest Win	6	vs. ATL 10/23/21
Rebounds	14	Jarrett Allen vs. ATL 10/23/21		Rebounds	23	Clint Capela vs. ATL 12/31/21		Biggest Loss	24	@ ATL 3/31/22
Assists	8	Darius Garland @ ATL 3/31/22, Darius Garland @ ATL 2/15/22, Ricky Rubio vs. ATL 10/23/21		Assists	11	Trae Young vs. ATL 12/31/21				

CAVS ALL-TIME BEST VS. ATL			ATL ALL-TIME BEST VS. CLE			CLE-ATL SERIES		
Points	48	LeBron James 12/30/09	Points	50	Pete Maravich 2/5/72	Biggest Win	43	3/22/92 (123-80)
Rebounds	22	Elmore Smith 1/22/78	Rebounds	25	Kevin Willis 4/13/93 (2 OT)	Biggest Loss	34	12/31/70 (85-119)
Assists	20	Mark Price, 4/4/90	Assists	17	Doc Rivers, 12/9/86			

2021-22 REGULAR SEASON VS. HAWKS			2020-21 REGULAR SEASON VS. HAWKS			SERIES HISTORY VS. HAWKS				
DATE	SITE	TIME/RESULT	DATE	SITE	RESULT		ALL-TIME	STREAKS	LAST WIN	LAST LOSS
10/23/21	Cleveland	W, 101-95	1/2/21	Atlanta	W, 96-91	Overall	109-127	Lost 3	10/23/21	3/31/22
12/31/21	Cleveland	L, 118-121	2/23/21	Cleveland	W, 112-111	Home	69-52	Lost 1	10/23/21	12/31/21
2/15/22	Atlanta	L, 116-124	3/14/21	Atlanta	L, 82-100	Road	29-24	Lost 3	1/2/21	3/31/22
3/31/22	Atlanta	L, 107-131								

## CLE-ATL 2021-22 SERIES (1-3)

## HAWKS 131, CAVALIERS 107 – MARCH 31, 2022 – STATE FARM ARENA – ATLANTA, GA – GAME #77

TEAM	1	2	3	4	OT	FINAL	FG	FGA	FG%	3FG%	FT%	OR	DR	TR	A	PF	ST	TO	BS
CLE	28	25	22	32	-	107	39	90	.433	.233	.786	15	32	47	19	20	6	14	5
ATL	36	30	34	31	-	131	45	91	.495	.436	.857	12	36	48	27	22	7	9	4
TEAM	HIGH PTS			HIGH REB			HIGH AST			TEAM	HIGH PTS			HIGH REB			HIGH AST		
CLE	C. Osman: 21			M. Brown: 13			D. Garland: 8			ATL	T. Young: 30			C. Capela: 14			T. Young: 9		

## HAWKS 124, CAVALIERS 116 – FEBRUARY 15, 2022 – STATE FARM ARENA – ATLANTA, GA – GAME #58

TEAM	1	2	3	4	OT	FINAL	FG	FGA	FG%	3FG%	FT%	OR	DR	TR	A	PF	ST	TO	BS
CLE	36	25	29	26	-	116	45	88	.511	.390	.833	14	25	39	30	23	8	13	3
ATL	34	32	28	30	-	124	43	80	.538	.424	.889	7	28	35	25	18	9	11	4
TEAM	HIGH PTS			HIGH REB			HIGH AST			TEAM	HIGH PTS			HIGH REB			HIGH AST		
CLE	D. Garland: 30			E. Mobley: 10			D. Garland: 8			ATL	T. Young: 41			B. Bogdanovic/C. Capela/D. Wright: 7			T. Young: 9		

## HAWKS 121, CAVALIERS 118 – DECEMBER 31, 2021 – ROCKET MORTGAGE FIELDHOUSE – CLEVELAND, OH – GAME #36

TEAM	1	2	3	4	OT	FINAL	FG	FGA	FG%	3FG%	FT%	OR	DR	TR	A	PF	ST	TO	BS
ATL	25	26	40	30	-	121	43	97	.443	.421	.905	14	30	44	23	23	8	2	4
CLE	32	34	22	30	-	118	48	84	.571	.320	.583	8	38	46	27	18	1	9	8
TEAM	HIGH PTS			HIGH REB			HIGH AST			TEAM	HIGH PTS			HIGH REB			HIGH AST		
CLE	K. Love: 35			K. Love: 11			B. Goodwin: 6			ATL	T. Young: 35			C. Capela: 23			T. Young: 11		

## CAVALIERS 101, HAWKS 95 – OCTOBER 23, 2021 – ROCKET MORTGAGE FIELDHOUSE – CLEVELAND, OH – GAME #3

TEAM	1	2	3	4	OT	FINAL	FG	FGA	FG%	3FG%	FT%	OR	DR	TR	A	PF	ST	TO	BS
ATL	27	28	17	23	-	95	38	99	.384	.294	.600	17	37	54	20	23	5	9	3
CLE	24	28	31	18	-	101	37	89	.416	.250	.741	12	42	54	23	16	6	10	6
TEAM	HIGH PTS			HIGH REB			HIGH AST			TEAM	HIGH PTS			HIGH REB			HIGH AST		
CLE	R. Rubio: 23			J. Allen: 14			R. Rubio: 8			ATL	T. Young: 24			C. Capela: 14			T. Young: 7		

## CONNECTIONS

Cavs guard **Isaac Okoro** was born in Atlanta, GA and attended high school in Powder Springs, GA at McEachern...Cavs forward **Evan Mobley** and **Isaiah Mobley** as well as Hawks forward **Onyeka Okongwu** both played collegiately at USC...Cavs forward **Kevin Love** and Hawks guard **Aaron Holiday** both played collegiately at UCLA...Hawks center **Clint Capela** and Cavs Head Coach **J.B. Bickerstaff** were both with the Houston Rockets from 2014-2016....Hawks Assistant Coach **Nick Van Exel** was on the Memphis Grizzlies coaching staff from 2016-2019 with Cavs Head Coach **J.B. Bickerstaff** and spent time on the Grizzlies staff with Cavs assistant coaches **Greg Buckner** and **JJ Outlaw**...Hawks PR guru **Billy Hartman** was apart of the Cavaliers PR staff during the 2016 NBA Championship season...Hawks PR guru **Garain Narain** was formerly a long time member of the Cavaliers PR staff.





## VS. ORLANDO MAGIC (2-1)

2021-22 REGULAR SEASON	PPG	OPP. PPG	FG%	3FG%	FT%	RPG	APG	SPG	TO	BPG
Cavaliers	107.8	105.7	.469	.355	.760	44.2	25.2	7.07	14.4	4.18
Magic	104.2	112.2	.434	.331	.787	44.3	23.7	6.77	14.5	4.48



2021-22 REGULAR SEASON INDIVIDUAL BESTS					2021-22 REGULAR SEASON MAGIC BESTS					2021-22 REGULAR SEASON TEAM				
Points	27	Darius Garland @ ORL 4/5/22	Points	21	Mo Bamba @ ORL 4/5/22	Biggest Win	13	vs. ORL 11/27/21						
Rebounds	13	Kevin Love @ ORL 4/5/22	Rebounds	12	Mo Bamba @ ORL 4/5/22, Wendell Carter Jr. vs. ORL 3/28/22	Biggest Loss	5	@ ORL 4/5/22						
Assists	12	Darius Garland vs. ORL 3/28/22	Assists	7	R.J. Hampton @ ORL 4/5/22									

CAVS ALL-TIME BEST VS. ORL					ORL ALL-TIME BEST VS. CAVS					CLE-ORL SERIES				
POINTS	43	LeBron James 3/17/09	POINTS	45	Victor Oladipo 3/18/16	Biggest Win	35	12/11/15 (111-76)						
REBOUNDS	25	Anderson Varejao 1/2/14	REBOUNDS	21	Nikola Vucevic 4/7/13	Biggest Loss	30	11/3/01 (69-99)						
ASSISTS	17	Mark Price 4/16/93	ASSISTS	21	Scott Skiles 4/16/93									

2022-23 REGULAR SEASON VS. MAGIC					2021-22 REGULAR SEASON VS. MAGIC					SERIES HISTORY VS. MAGIC				
DATE	SITE	TIME/RESULT	DATE	SITE	RESULT	ALL-TIME	STREAKS	LAST WIN	LAST LOSS					
10/26/22	Cleveland	7:00 pm	11/27/21	Cleveland	W, 105-92	Overall	59-59	Lost 1	3/28/22	4/5/22				
12/2/22	Cleveland	7:30 pm	3/28/22	Cleveland	W, 107-101	Home	36-22	Won 2	3/28/22	4/28/21				
4/4/23	Orlando	7:00 pm	4/5/22	Orlando	L, 115-120	Road	23-37	Lost 7	1/6/18	4/5/22				
4/6/23	Orlando	7:00 pm												

## CLE-ORL 2021-22 SERIES (2-1)

## MAGIC 120, CAVALIERS 115 – APRIL 5, 2022 – AMWAY CENTER – ORLANDO, FL – GAME #80

TEAM	1	2	3	4	OT	FINAL	FG	FGA	FG%	3FG%	FT%	OR	DR	TR	A	PF	ST	TO	BS
CLE	36	25	25	29	-	115	42	86	.488	.444	.682	9	38	47	25	11	6	12	4
ORL	35	24	32	29	-	120	47	93	.505	.457	.667	8	35	43	31	19	9	7	8
TEAM	HIGH PTS		HIGH REB		HIGH AST		TEAM	HIGH PTS		HIGH REB		HIGH AST							
CLE	D. Garland: 27		K. Love: 13		D. Garland: 10		ORL	M. Bamba: 21		M. Bamba: 12		R. Hampton: 7							

## CAVALIERS 107, MAGIC 101 – MARCH 28, 2022 – ROCKET MORTGAGE FIELDHOUSE – CLEVELAND, OH – GAME #75

TEAM	1	2	3	4	OT	FINAL	FG	FGA	FG%	3FG%	FT%	OR	DR	TR	A	PF	ST	TO	BS
ORL	22	31	27	21	-	101	42	87	.483	.270	.538	8	37	45	31	24	6	17	1
CLE	27	33	21	26	-	107	37	83	.446	.317	.870	6	35	41	26	13	11	15	4
TEAM	HIGH PTS		HIGH REB		HIGH AST		TEAM	HIGH PTS		HIGH REB		HIGH AST							
CLE	D. Garland: 25		D. Windler: 9		D. Garland: 12		ORL	W. Carter Jr.: 15		W. Carter Jr.: 12		W. Carter Jr./F. Wagner: 6							

## CAVALIERS 105, MAGIC 92 – NOVEMBER 27, 2021 – ROCKET MORTGAGE FIELDHOUSE – CLEVELAND, OH – GAME #20

TEAM	1	2	3	4	OT	FINAL	FG	FGA	FG%	3FG%	FT%	OR	DR	TR	A	PF	ST	TO	BS
ORL	22	27	20	23	-	92	35	88	.398	.250	.609	8	35	43	21	16	11	9	5
CLE	27	27	24	27	-	105	41	90	.456	.359	.750	10	41	51	28	18	3	13	9
TEAM	HIGH PTS		HIGH REB		HIGH AST		TEAM	HIGH PTS		HIGH REB		HIGH AST							
CLE	D. Garland: 26		J. Allen: 11		D. Garland: 11		ORL	W. Carter Jr.: 19		W. Carter Jr.: 11		R. Lopez/F. Wagner: 4							

## CONNECTIONS

Cavs guard/forward **Isaac Okoro** and Magic forward **Chuma Okeke** both played their collegiate career at Auburn University...Orlando head coach **Jamahl Mosley** was an assistant coach with the Cavaliers from 2010-2014...Cavs center **Jarrett Allen** and Magic center **Mo Bamba** both played college ball at Texas...Cavs guard/forward **Isaac Okoro** and Bulls center Wendell Carter Jr. both grew up in Atlanta and went to high school 18 miles apart...Magic assistant coach **Nate Tabbetts** was an assistant coach with the Cavaliers for two seasons (2011-13)...Cavs center **Robin Lopez** played 36 games for the Orlando Magic during the 2021-22 season...Cavs guard **Raul Neto** and Magic forward **Moritz Wagner** were teammates on the Washington Wizards during the 2020-21 season.



## CAVALIERS ALL-TIME RANKINGS

\*SEVERAL CAVALIER PLAYERS HAVE A CHANCE TO MOVE UP IN THE FRANCHISE'S ALL-TIME TOP 10 CATEGORIES BELOW THIS 2022-23 REGULAR SEASON:

POINTS SCORED	FIELD GOALS MADE	3-POINTERS MADE
1. L. James (23,119)	1. L. James (8,369)	1. L. James (1,251)
2. Z. Ilgauskas (10,616)	2. A. Carr (4,272)	<b>2. K. LOVE (1,027)</b>
3. B. Daugherty (10,389)	3. B. Smith (4,182)	3. M. Price (802)
4. A. Carr (10,265)	4. Z. Ilgauskas (4,045)	4. K. Irving (723)
5. M. Price (9,543)	5. B. Daugherty (3,823)	5. J. Smith (585)
6. B. Smith (9,513)	6. M. Price (3,429)	6. D. Gibson (578)
7. J. Williams (8,504)	7. J. Williams (3,198)	7. W. Person (550)
8. K. Irving (8,232)	8. K. Irving (3,009)	8. D. Ferry (543)
<b>9. K. LOVE (7,316)</b>	9. L. Nance (2,945)	<b>9. C. OSMAN (512)</b>
10. L. Nance (7,257)	10. C. Russell (2,480)	10. Mo Williams (414)
11. C. Russell (6,588)	11. J. Chones (2,456)	<b>11. D. GARLAND (384)</b>
12. W. Free (6,329)	<b>12. K. LOVE (2,392)</b>	12. C. Ehlo (381)

FG% (min. 600 FGM)	DEFENSIVE REBOUNDS	TOTAL REBOUNDS
<b>1. J. ALLEN (.648)</b>	1. L. James (5,156)	1. L. James (6,190)
2. M. West (.553)	2. B. Daugherty (4,020)	2. Z. Ilgauskas (5,904)
3. B. Daugherty (.532)	3. Z. Ilgauskas (3,568)	3. T. Thompson (5,393)
4. L. Nance (.530)	<b>4. K. LOVE (3,482)</b>	4. B. Daugherty (5,227)
5. C. Boozer (.528)	5. T. Thompson (3,278)	5. J. Williams (4,669)
6. T. Hill (.521)	6. J. Williams (3,049)	6. A. Varejao (4,454)
7. T. Thompson (.518)	7. A. Varejao (2,968)	<b>7. K. LOVE (4,213)</b>
8. L. Nance Jr. (.517)	8. J. Chones (2,750)	7. J. Chones (3,790)
9. M. Turpin (.516)	9. L. Nance (2,494)	8. L. Nance (3,561)
10. R. Hinson (.516)	10. J. Brewer (2,259)	9. J. Brewer (3,551)
11. A. Varejao (.511)	11. T. Hill (1,830)	11. B. Smith (3,057)
12. J. Edwards (.508)	12. D. Gooden (1,698)	12. T. Hill (2,785)

# UPCOMING REGULAR SEASON MILESTONES

\*YELLOW HIGHLIGHT INDICATES PLAYER IS NEAR MILESTONE

JARRETT ALLEN		DARIUS GARLAND	
4,000 PTS (3,945)	Needs 55	4,000 PTS (3,142)	Needs 858
3,000 REB (2,964)	Needs 36	1,500 AST (1,141)	Needs 359
500 BLK (465)	Needs 35	400 3FGM (384)	Needs 16
1,000 OREB (939)	Needs 61	200 STL (197)	Needs 3
400 GP (341)	Needs 59		
200 STL (187)	Needs 13		
CARIS LEVERT		ROBIN LOPEZ	
5,000 PTS (4,649)	Needs 351	1,000 GP (939)	Needs 61
2,000 FGM (1,747)	Needs 253	5,000 REB (4,604)	Needs 396
500 3FGM (438)	Needs 62	800 AST (796)	Needs 4
1,000 DREB (980)	Needs 20	1,100 BLK (1,034)	Needs 66
400 STL (343)	Needs 57		
KEVIN LOVE		DONOVAN MITCHELL	
15,000 PTS (14,305)	Needs 695	9,000 PTS (8,234)	Needs 766
5,000 FGM (4,710)	Needs 290	3,000 FGM (2,953)	Needs 47
1,500 3FGM (1,467)	Needs 33	1,000 3FGM (958)	Needs 42
9,000 REB (8,666)	Needs 334	500 STL (445)	Needs 55
7,000 DREB (6,590)	Needs 410	100 BLK (99)	Needs 1
2,000 AST (1,919)	Needs 81		
EVAN MOBLEY		ISAAC OKORO	
2,000 PTS (1,034)	Needs 966	2,000 PTS (1,234)	Needs 766
100 GP (69)	Needs 31	200 GP (134)	Needs 66
1,000 REB (570)	Needs 430	500 REB (407)	Needs 93
100 STL (56)	Needs 44	500 FGM (442)	Needs 58
200 BLK (115)	Needs 85		
CEDI OSMAN		RICKY RUBIO	
4,000 PTS (3,269)	Needs 731	8,000 PTS (7,399)	Needs 601
600 3FGM (512)	Needs 88	700 GP (665)	Needs 35
700 AST (699)	Needs 1	3,000 REB (2,760)	Needs 240
300 STL (241)	Needs 59		
LAMAR STEVENS		DEAN WADE	
1,000 PTS (548)	Needs 462	1,000 PTS (665)	Needs 335
300 REB (260)	Needs 40	400 REB (384)	Needs 16



**DOUBLE UP:** The Cavaliers finished the regular season **44-38**, doubling their win total from 2020-21 (22-50). **The 22-win improvement is the 2nd-largest win improvement by a Cavs team in franchise history.** Cleveland finished as the No. 8 seed in the Eastern Conference and played in its first ever NBA Play-In Tournament. The Cavs 44 wins were the most since the 2017-18 season (50-32).





**JUMP, JUMP:** Cleveland had the **2nd-highest jump in win percentage in the NBA this past season** (highest in the Eastern Conference) at +.231 (.306 to .537) behind only the Minnesota Timberwolves +.242 (.319 to .561).

### CAVS LARGEST WIN IMPROVEMENT FROM PREVIOUS SEASON (ALL-TIME)

- |                                      |                               |
|--------------------------------------|-------------------------------|
| 1.) 1991-92, +24 wins (57-25)        | 3.) 2008-09, +21 wins (66-16) |
| 2.) <b>2021-22, +22 wins (44-38)</b> | 4.) 2014-15, +20 wins (53-29) |

**ON THE DEFENSIVE:** The Cavs finished the season ranking **5th in the NBA in defensive rating (108.9)** and **5th in the NBA in opponent PPG (105.7)**. They were also **8th in opponent FG% (.452)** and **3rd in the NBA in second chance points allowed per game (12.5)**.

**OG THE ALL-STAR PG:** Darius Garland completed the regular season averaging **career-highs in points (21.7), assists (8.6), rebounds (3.3), steals (1.31), FG% (.462), FT% (.892), double-doubles (29) and minutes (35.7)**. He finished **3rd place in the NBA's Most Improved Player award voting** and was an **NBA All-Star** for the first time in his career.






-  Garland joined LeBron James as the only players in Cavs history to finish a season with 20.0+ PPG and 8.0+ APG.
-  He ranked **4th in the NBA in point-assist double-doubles (29)**, **6th in assists (8.6 APG)** and **7th in FT% (.892)**.
-  Garland scored 20+ points in 42 of his 68 games, the **5th-most 20+ point games for a Cavs player 22 years old or younger**.
-  Garland was **1 of only 4 players in the NBA this past season** to average 19.0+ PPG, 7.0+ APG and .460+ FG% (Nikola Jokic, Dejounte Murray, Trae Young).

### '21-22 NBA LEADERS IN POINT-ASSIST DOUBLE-DOUBLES

- 1.) Trae Young, ATL (42)
- 2.) James Harden, PHI (36)
- 3.) Chris Paul, PHX (34)
- 4.) **DARIUS GARLAND, CLE (29)**

### '21-22 NBA LEADERS IN ASSISTS PER GAME

- 1.) Chris Paul (10.8)
- 2.) James Harden (10.3)
- 3.) Trae Young (9.7)
- 4.) Dejounte Murray (9.2)
- 5.) Luka Dončić (8.7)
- 6.) **DARIUS GARLAND (8.6)**


-  Garland earned **NBA Eastern Conference Player of the Week honors for the week of Jan. 10-16** and had a stretch of five straight games with at least 10 assists in January (Jan. 15-24), becoming just the second Cavs player to accomplish that feat since 2003 (LeBron James).
-  Additionally, Garland became the **4th-youngest player in Cavaliers history to notch a triple-double in a win at Utah on Jan. 12** (LeBron James, Brad Daugherty, Kyrie Irving) and just the **3rd player in NBA history to have a game of at least 27 points, 18 assists and five rebounds before age 22** during Cleveland's victory at Oklahoma City on Jan. 15 (Trae Young, Luka Dončić).
-  After the All-Star break, Garland averaged **24.8 points and 10.0 assists over the final 21 games**. During that span, he dished out a career-high 19 assists on March 4 at Philadelphia, which was tied for the most assists by any player in the NBA this past season (Chris Paul, twice).
-  Garland also recorded a **career-high 41 points, to go along with 13 assists, five rebounds and two steals** in a win at Indiana on March 8, becoming **one of just six players in NBA history at age 22 or younger to tally at least 40 points, 10 assists, five rebounds and two steals** in a single game (Michael Jordan, LeBron James, Isiah Thomas, Chris Webber, Luka Dončić).
-  Became the **fastest Cavaliers player to make 300 career three-pointers, doing so in his 147th game** (Jan. 9 at Golden State), and already ranks 11th in team history in threes made (384).












**IMPACTFUL ROOKIE:** Evan Mobley, the runner-up for the 2021-22 NBA Rookie of the Year award and a unanimous All-Rookie First Team selection finished his rookie campaign leading all NBA rookies in blocks (1.67), rebounds (8.3), field goal percentage (.508) and double-doubles (21). He also ranked 2nd among rookies in MPG (33.8), 5th in PPG (15.0), 7th in SPG (0.81) and 8th in APG (2.5).

-  Mobley became just the 4th rookie in NBA history to average at least 14.0 points, 8.0 rebounds, 2.5 assists and 1.5 blocks, joining Pau Gasol (2001-02), Tim Duncan (1997-98) and Chris Webber (1993-94).



### ALL-TIME NBA ROOKIES TO AVERAGE 14.0+ PPG, 8.0+ RPG, 2.5+ APG, 1.50+ BPG

Tim Duncan ('97-98)  
Chris Webber ('93-94)  
**EVAN MOBLEY ('21-22)**  
Pau Gasol ('01-02)

-  His 21 double-doubles were tied for the 4th-most ever by a Cavaliers rookie.
-  Mobley had at least one block in 56 games, the 2nd-most in the entire NBA behind only Memphis' Jaren Jackson Jr. (71 games).
-  Mobley posted 36 multi-block performances which were more than the rest of the top five NBA Draft picks in his class combined (25) and recorded a block in 10 straight games or more on three occasions (13 straight from Nov. 1-Dec. 5, 11 straight from March 4-24 and 10 straight from Jan. 4-22).
-  His 13 straight contests with a block from Nov. 1 to Dec. 5 was the longest streak by a Cavaliers rookie John "Hot Rod" Williams from Feb. 22-March 18, 1987 (also 13 games).
-  Mobley finished the season with 115 blocks, the 4th-highest total all-time by a rookie in franchise history.

### MOST BLOCKS IN A SINGLE SEASON BY A ROOKIE IN CAVALIERS HISTORY

167 – Hot Rod Williams (1986-87)  
145 – Roy Hinson (1983-84)  
135 – Zydrunas Ilgauskas (1997-98)  
**115 – EVAN MOBLEY (2021-22)**

-  Mobley won the NBA Eastern Conference Rookie of the Month Award for October and November when he totaled 244 points, 136 rebounds, 42 assists, 16 steals and 30 blocks, becoming just the 4th rookie in NBA history to accumulate those totals in their first 17 career games (Bill Walton, Mychal Thompson and Chris Webber).
-  He was also the 8th rookie since 1992 to finish a season with 1,000+ PTS, 500+ REB, 150+ AST, 100+ BLK and 50+ STL (LaPhonso Ellis, Tim Duncan, Shaquille O'Neal, Elton Brand, Vin Baker, Karl-Anthony Towns and Chris Webber).

### NBA ROOKIES IN THE LAST 30 YEARS TO AVERAGE (W/ TEAM RECORD) 15.0+ PPG, 8.0+ RPG, 2.0+ APG, 1.50+ BPG AND .500+ FG%





Tim Duncan w/ SAS (56-26 in '97-98)  
Chris Webber w/ GSW (50-32 in '93-94)  
Karl Anthony-Towns w/ MIN (29-53 in '15-16)  
**EVAN MOBLEY w/ CLE (44-38 in '21-22)**  
Pau Gasol w/ MEM (23-59 in '01-02)

*\*Duncan, Webber and Mobley only rookies w/ a winning record*





**ONE OF THE NBA'S TOP BENCHMEN:** Kevin Love finished 2nd in Sixth Man of the Year voting and was the ONLY NBA bench player to average at least 10.0 points and 7.0 rebounds.



-  Love finished the regular season with **187 3FGM (173 off the bench)**.
-  He ranked **2nd in the NBA in triples off the bench** and his **187 3FGM** were the **3rd-most** in a single-season in Cavs history.
-  Love ranked among NBA reserves in **double-doubles (1st, 12)**, **RPG (2nd, 7.1)**, **3FGM (2nd, 173)**, **FT% (6th, .840)** and **PPG (4th, 13.4 PPG)** [stats only for games off the bench].
-  He finished the season **tied for 1st in the NBA in charges drawn (26)**.

### '21-22 NBA LEADERS IN TOTAL CHARGES DRAWN

**T-1st: KEVIN LOVE, CLE (26 charges drawn)**

**T-1st: Blake Griffin, BKN (26 charges drawn)**

**ALL-STAR CENTER:** Jarrett Allen finished the 2021-22 season averaging **career highs in points (16.1 PPG)**, **rebounds (10.8 RPG)**, **assists (1.7 APG)**, **steals (0.79 SPG)**, **minutes (32.3 MPG)** and **FG% (.677, 2nd in NBA)**, and was an **NBA All-Star** for the first time in his career.

-  Allen recorded a **career-high 32 double-doubles**. The Cavaliers were 26-6 this past season when Allen recorded a double-double.
-  His **.677 FG%** was the **highest field goal percentage** in a season in Cavaliers history.



### HIGHEST FG% IN A SINGLE SEASON IN CAVALIERS HISTORY

**.677 – JARRETT ALLEN (2021-22)**

**.600 – Tyrone Hill (1996-97)**




**.571 – Brad Daugherty (1992-93)**

**.570 – Brad Daugherty (1991-92)**

-  Cleveland was 35-21 this past season when Allen was on the floor.
-  He finished 5th in the NBA in contested shots per game (11.8).

**BRIGHT LIGHTS ON CLEVELAND:** The 71st annual NBA All-Star Game was played on Sunday, Feb. 20, at Rocket Mortgage FieldHouse, home of the Cleveland Cavaliers, during the NBA's 75th anniversary season. Golden State's Stephen Curry took home MVP honors for Team LeBron, who defeated Team Durant 163-160.



-  The Cavs had **two All-Stars in the game (JARRETT ALLEN and DARIUS GARLAND)**, Cleveland's 10th time with multiple All-Stars in the event, as both stars played for Team LeBron. Allen finished with 10 PTS, 9 REB, 1 STL and 2 BLK in 24 MIN while Garland tallied 13 PTS, 3 AST and 2 STL in 24 MIN.
-  The 2022 NBA All-Star Weekend in Cleveland opened up on Friday, Feb. 18, with **EVAN MOBLEY and ISAAC OKORO playing for Team Barry in the Rising Stars**. The Cavs duo **helped Team Barry win the mini-tourney**. Mobley totaled 18 PTS and 11 REB in the event, while Okoro added 6 PTS.
-  On All-Star Saturday Night on Feb. 19, **TEAM CAVS (Allen, Garland, Mobley)** were **victorious in the Skills Challenge**, marking the 1st time in franchise history a Cavaliers player won the event.





## CAVALIERS OFF THE COURT NOTES

**2022-23 CLEVELAND CAVALIERS: AUDIOVERSE:** Cleveland Cavalier fans can follow the team all season long on the 31-station, Cavaliers AudioVerse. All 82 regular season games, as well as four preseason games and all potential playoff games will be aired live. Fans can also listen online at NBA.com and sign up for NBA Audio League Pass through TuneIn Radio, or on any mobile device by downloading the Cavs App.

The flagship stations for Cavs basketball are the 50,000-watt News Radio WTAM 1100 AM and 106.9 FM and 100.7 FM WMMS, Cleveland's Rock Station. Returning as the Akron outlet for the 30th season is 1590 AM WAKR.

In his fourth season, play-by-play announcer Tim Alcorn will be joined in the booth by Cavalier Legend Jim Chones, who will be back for his 13th season as color analyst. Returning for his 31st year is studio host Mike Snyder, who will anchor all pregame, halftime and postgame shows. Former OSU great and NBA player Brad Sellers is back for his 12th year as postgame studio analyst.



Each broadcast on the Cavaliers AudioVerse begins with the Huntington Tip-Off Show, an inside look at the upcoming game. Hosted by Mike Snyder, the show airs 30 minutes prior to game time. It is a comprehensive look at what is happening around the NBA, including interviews, highlights, game reports, injury updates and a preview of the Cavs game with Tim Alcorn while Jim Chones provides his Keys to the Game.

Following each game Mike Snyder will host the Zoom Postgame Show. Jim Chones and Brad Sellers will join Snyder to provide postgame analysis, review stats and highlights. Fans will hear comments from players in both locker rooms, Coach Bickerstaff's postgame press conference and news from other games around the league.

Every Monday through Friday morning at 8:25 a.m., fans can listen to host Bill Wills and Mike Snyder on WTAM 1100 AM for the daily Cavs Update. Wills and Snyder will be joined every Monday and Thursday by Tim Alcorn while Jim Chones will appear every Tuesday and Friday. On Wednesdays, members of the front office, broadcast crew along with other Cavalier Legends will appear with Wills and Snyder. Alcorn will also host an afternoon drive Cavs Update on the Cavaliers AudioVerse that will feature the latest Cavs news, including game recaps, previews and other NBA news.

**LOS CAVS EN ESPAÑOL:** Rafa Hernandez-Brito is returning for his 9th season as the Bilingual voice of Los Cavs en Español. He brings his high-energy style of play-by-play to each game broadcast airing on Power 89.1 FM. Hernandez-Brito, known as Rafa "El Alcalde" (The Mayor) is the first Hispanic sportscaster to have called finals in all three major sports and the NCAA Final Four in the U.S. He is a syndicated sportscaster in the US and Latin America with the ability to call all major sports, showcasing an extensive career in sports radio and television in the Hispanic market. His road to the microphone is an American dream, a testament of his hard work, dedication, and transparency, which are the pillars to his success.



Rafa was the voice of the New Jersey Nets 1997-2001 and also called the basketball games for St. John's University Men's basketball during the same period. He was the first Spanish voice of the Brooklyn Nets in 2010-2012. In 2016 Rafa became the Public Address Announcer and the voice of legendary Azteca Stadium in Mexico City for the annual edition of NFL Mexico games and continues to serve as the Hispanic voice of the NCAA Final Four Tournaments. During his outstanding career at Univision, he served as the voice of NFL for the Spanish broadcasts of Univision Radio Network from 2005 to 2013 including Pro Bowls and Super Bowls

and was the play-by-play in Spanish for the Miami Dolphins. Rafa served as Director of Sports for Univision Radio Network in 2005-2013, and the creator/host/Executive Producer of "Locura Deportiva" the most successful sports program on Univision Radio, presiding frank colorful discussions and often comical takes about the issues of the day. He was also the creator and host of "El Garage de AutoZone," a morning automotive show, perhaps best described as a Spanish version of the immensely popular NPR program "Car Talk".

Rafa is a charismatic individual, passionate about his work, always prepared, and knowledgeable on all sports. Throughout his extensive career he has also called Major and Little League Baseball, Mixed Martial Arts, UFC, and Boxing, in addition to having covered the Mexican League, five World Cups, and served as the executive producer of the popular podcast "Road Trippin' with RJ and Channing, Hosted by Allie Clifton". Today Rafa has a daily syndicated radio sports show airing in the US and Latin America.



## CLEVELAND CAVALIERS 2022 TRAINING CAMP ROSTER

(AS OF SEPT. 26 AND SUBJECT TO CHANGE)

#	NAME	POS	HT	WT	DOB	PRIOR TO PROS/HOME COUNTRY	YR
31	Jarrett Allen	C	6-11	248	4/21/98	Texas '17 / USA	6 <sup>th</sup>
1	Sharife Cooper	G	6-1	180	6/11/01	Auburn '21/ USA	2 <sup>nd</sup>
21	Mamadi Diakite	F	6-9	224	1/27/97	Virginia '20/ Guinea	3 <sup>rd</sup>
10	Darius Garland	G	6-1	186	1/26/00	Vanderbilt '19 / USA	4 <sup>th</sup>
14	Nate Hinton	G	6-5	210	6/8/99	Houston '20/ USA	3 <sup>rd</sup>
3	Caris LeVert	G	6-6	205	8/25/94	Michigan '16 / USA	7 <sup>th</sup>
33	Robin Lopez	C	7-0	275	4/1/88	Stanford '08 / USA	15 <sup>th</sup>
0	Kevin Love	F	6-8	247	9/7/88	UCLA '08 / USA	15 <sup>th</sup>
45	Donovan Mitchell	G	6-3	215	9/7/96	Louisville '17 / USA	6 <sup>th</sup>
4	Evan Mobley	F/C	7-0	215	6/18/01	USC '21 / USA	2 <sup>nd</sup>
15	Isaiah Mobley *	F	6-10	240	9/24/99	USC '22 / USA	R
5	R.J. Nembhard *	G	6-5	200	3/22/99	TCU '21 / USA	2 <sup>nd</sup>
19	Raul Neto	G	6-1	179	5/19/92	UCAM Murcia (Spain) / Brazil	8 <sup>th</sup>
35	Isaac Okoro	G/F	6-5	225	1/26/01	Auburn '20 / USA	3 <sup>rd</sup>
16	Cedi Osman	F	6-7	230	4/8/95	Anadolu Efes (Turkey) '15/ Macedonia/Turkey	6 <sup>th</sup>
2	Jamorko Pickett	F	6-9	206	12/24/97	Georgetown '21/ USA	2 <sup>nd</sup>
13	Ricky Rubio	G	6-3	190	10/21/90	FC Barcelona '11 / Spain	12 <sup>th</sup>
8	Lamar Stevens	F	6-8	225	7/9/97	Penn State '20 / USA	3 <sup>rd</sup>
32	Dean Wade	F	6-9	219	11/20/96	Kansas State '19 / USA	4 <sup>th</sup>
9	Dylan Windler	G/F	6-6	199	9/22/96	Belmont / USA	3 <sup>rd</sup>

\* *Two-Way Player*

### CAVALIERS NUMERICAL ROSTER

0	Kevin Love	10	Darius Garland	32	Dean Wade
1	Sharife Cooper	13	Ricky Rubio	33	Robin Lopez
2	Jamorko Pickett	14	Nate Hinton	35	Isaac Okoro
3	Caris LeVert	15	Isaiah Mobley *	45	Donovan Mitchell
4	Evan Mobley	16	Cedi Osman		
5	R.J. Nembhard *	19	Raul Neto		
8	Lamar Stevens	21	Mamadi Diakite		
9	Dylan Windler	31	Jarrett Allen		

### STAFF

#### HEAD COACH

J.B. Bickerstaff (Minnesota)

#### ASSOCIATE HEAD COACH

Greg Buckner (Clemson)

#### ASSISTANT COACHES

Dan Geriot (Richmond), Antonio Lang (Duke), Sidney Lowe (North Carolina State), J.J. Outlaw (Villanova), Luke Walton (Arizona)

#### SENIOR DIRECTOR, PLAYER HEALTH/HEAD ATHLETIC TRAINER

Stephen Spiro (Temple)

#### HEAD STRENGTH AND CONDITIONING COACH

Derek Millender (South Alabama)





## #31 Jarrett Allen

Center - 6-11 - 248lbs - 04/21/1998 - Texas/USA

6th Year Pro

**PERSONAL:** Is the son of Leonard and Cheryl Allen...has one older brother, Leonard II...father, Leonard, played basketball at San Diego State (1982-85); he was selected by the Dallas Mavericks in the third round of the 1985 NBA Draft (50th overall pick) and played professionally in Europe...won a gold medal with the USA U18 National Team at the FIBA Americas U18 Championship in July 2016 in Valdivia, Chile...attended St. Stephen's Episcopal HS in Austin, Texas...is interested in computers.

	GP	GS	PPG	RPG	APG	SPG	BPG	MPG	FG%	3FG%	FT%		2021-22 HIGHS	CAREER HIGHS
2021-22	56	56	16.1	10.8	1.6	0.79	1.34	32.3	.677	.100	.708	PTS	29 at CHA 2/4/22	29 at CHA 2/4/22
Career	341	276	11.6	8.7	1.4	0.55	1.36	26.6	.626	.189	.699	FGM	13 at WAS 12/3/21	13 at WAS 12/3/21
	POINTS				REB	AST	BLK	STL						
	10+	20+	30+		10+	10+	3+	3+	DBL-DBL					
2021-22	50	16	--		33	--	7	2	32		--			
Career	212	32	--		142	--	49	3	115		--			

RECENT GAMES														
OPPONENT	W/L	MIN	FG-A	3P-A	FT-A	OR	DR	TR	A	PF	ST	TO	BS	PTS
10/10 vs. PHI	L	33:39	7-15	0-0	5-6	4	8	12	0	2	0	1	1	19
10/5 at PHI	L	16:25	2-7	0-0	1-1	0	2	2	1	1	0	0	0	5

PTS	29	at CHA 2/4/22												29 at CHA 2/4/22
FGM	13	at WAS 12/3/21												13 at WAS 12/3/21
FGA	20	at CHA 2/4/22												20 at CHA 2/4/22
3FGM	1	at TOR 11/5/21												2 at DET 10/17/18
3FGA	1	10 times												3 2 times
FTM	9	vs. SAC 12/11/21												10 2 times
FTA	10	vs. SAC 12/11/21												16 at ATL 3/9/19
OREB	11	at CHA 2/4/22												11 at CHA 2/4/22
DREB	14	vs. POR 11/3/21												18 at HOU 1/16/19
TREB	22	at CHA 2/4/22												24 at HOU 1/16/19
ASTS	4	6 times												8 vs. SAC 8/7/20
STLS	3	2 times												3 3 times
BLKS	5	at MIA 12/1/21												6 2 times
MINS	40	vs. POR 11/3/21												43 at HOU 1/16/19

## NOTES:

- 2021-22: Appeared in 56 games (all starts) with Cleveland averaging 16.1 PTS on .677 shooting from the field, 10.8 REB, 1.6 AST, 1.34 BLK and 0.79 STL in 32.3 MIN. His averages in points, field goal percentage, rebounds, steals and total double-doubles (32) were all career-highs.
- Was named a 2022 NBA All-Star, his first career selection; finished the game with 10 PTS, 9 REB and 2 BLK in 24 MIN in the All-Star Game in Cleveland.
- Scored in double figures 50 times and 20+ PTS 16 times.
- Grabbed 10+ rebounds 33 times last season and 20+ rebounds once. Allen also recorded 11 games with 20+ PTS and 10+ REB as well as 10 games with 15+ PTS and 15+ REB.
- Recorded a career-high 29 points on 12-20 (.600) shooting from the field, a season-high 22 rebounds (career-high 11 offensive rebounds) and two assists in 34 minutes on Feb. 4, 2022 at Charlotte, marking his 3rd career game with 20+ PTS and 20+ REB.
- Was named Eastern Conference Player of the Week on Nov. 7, 2021, leading the Cavs to a 4-0 record; averaged 20.5 points on .633 shooting from the field, an NBA-best 16.3 rebounds, 2.5 assists, 1.5 steals and 1.3 blocks in 37.0 minutes per contest over his four games that week
- Allen's .677 FG% last season was the highest field goal percentage for a single season in Cavaliers franchise history.



## #10 Darius Garland

Guard - 6-1 - 186lbs - 01/26/2000 - Vanderbilt/USA

4th Year Pro

**PERSONAL:** Father, Winston, played seven NBA seasons...both of his grandfathers served in the U.S. Army....played on AAU team Bradley Beal Elite and has developed relationship with Wizards All-Star Beal...averaged 28.6 points and shot 59.7 percent as a senior for Brentwood Academy...won a record-tying four state championships...second player in Tennessee history to win three consecutive Mr. Basketball awards, joining Brandan Wright.

	GP	GS	PPG	RPG	APG	SPG	BPG	MPG	FG%	3FG%	FT%		2021-22 HIGHS	CAREER HIGHS
2021-22	68	68	21.7	3.3	8.6	1.31	0.10	35.7	.462	.383	.892	PTS	41 at IND 3/8/22	41 at IND 3/8/22
Career	181	177	17.4	2.6	6.3	1.09	0.09	33.4	.443	.378	.876	FGM	14 at IND 3/8/22	14 2 times
	POINTS				REB	AST	BLK	STL						
	10+	20+	30+		10+	10+	3+	3+	DBL-DBL					
2021-22	66	42	7		1	29	--	9	29		1			
Career	158	68	8		1	36	--	14	36		1			

RECENT GAMES														
OPPONENT	W/L	MIN	FG-A	3P-A	FT-A	OR	DR	TR	A	PF	ST	TO	BS	PTS
10/10 vs. PHI	L	31:02	6-10	1-3	4-4	1	1	2	7	0	1	5	0	17
10/5 at PHI	L	14:56	4-7	1-1	3-5	0	0	0	4	0	0	0	0	12

PTS	41	at IND 3/8/22												41 at IND 3/8/22
FGM	14	at IND 3/8/22												14 2 times
FGA	27	vs. BKN 11/22/21												27 vs. BKN 11/22/21
3FGM	5	8 times												5 12 times
3FGA	13	at BKN 11/17/21												13 at BKN 11/17/21
FTM	15	at MIA 3/11/22												15 at MIA 3/11/22
FTA	16	at MIA 3/11/22												16 at MIA 3/11/22
OREB	3	vs. MEM 1/4/22												3 2 times
DREB	10	at UTA 1/12/22												10 at UTA 1/12/22
TREB	10	at UTA 1/12/22												10 at UTA 1/12/22
ASTS	19	at PHI 3/4/22												19 at PHI 3/4/22
STLS	4	3 times												4 4 times
BLKS	1	7 times												1 17 times
MINS	46	vs. LAC 3/14/22												46 vs. LAC 3/14/22

## NOTES:

- 2021-22: Appeared in 68 games (all starts) with the Cavaliers, averaging career highs in points (21.7), assists (8.6), rebounds (3.3), field goal percentage (.462), free throw percentage (.892) and double-doubles (29).
- Garland's 29 double-doubles last season ranked T-4th in the NBA in point-assist double doubles.
- Recorded his first career triple-double (11 PTS, 10 REB, 14 AST) on January 12, 2022 at Utah; became the 4th youngest Cavs player with a triple-double (LeBron James, Brad Daugherty and Kyrie Irving)
- Became the 2nd player in Cavs history to finish a season averaging 20.0+ PPG and 8.0+ APG (LeBron James)
- Named a 2022 NBA All-Star, his first career selection; Finished with 13 PTS, 3 AST and 2 STL in 24 MIN in the All-Star Game in Cleveland.
- Tallied 10+ assists 29 times last season, including a career-high 19 assists on March 4, 2022 at PHI.
- Recorded a career-high 41 PTS on 14-26 (.538) shooting from the field, including 9-9 shooting from the free throw line, a game-high 13 assists, 5 rebounds and two steals in 37 minutes on March 8, 2022 at Indiana; became the 6th player age 22 or younger in NBA history to record 40+ PTS, 10+ AST, 5+ REB and 2+ STL (Isiah Thomas, LeBron James, Michael Jordan, Luka Dončić and Chris Webber)
- Had a game-high 27 PTS (11-20 FG), 18 AST and 5 REB in 37 MIN at Oklahoma City on Jan. 15, 2022; became only the 3rd player in NBA history to have at least 27 PTS, 18 AST and 5 REB in a game before age 22 (Trae Young and Luka Dončić).





### #3 Caris LeVert

**Guard • 6-6 • 205lbs • 08/25/1994 • Michigan/USA**

7th Year Pro

**PERSONAL:** Mother is Kim LeVert...Has a brother, Darryl...would like to become a basketball coach after his playing career is over...played football and tennis growing up, in addition to basketball...favorite restaurant is Chipotle...Lists He Got Game as his favorite movie and Power as his favorite television show...Allen Iverson was his favorite basketball player growing up...Lists juggling as his off-court hidden talent...favorite athlete in another sport is Usain Bolt.

	GP	GS	PPG	RPG	APG	SPG	BPG	Mpg	FG%	3FG%	FT%			
2021-22	58	49	17.0	3.7	4.3	0.88	0.40	30.7	.444	.320	.756	PTS	42 vs. CHI 2/4/22	51 at BOS 3/3/20
Career	318	180	14.6	3.8	4.0	1.08	0.34	27.5	.437	.333	.737	Fgm	19 vs. CHI 2/4/22	19 vs. CHI 2/4/22
	POINTS				REB	AST	BLK	STL						
	10+	20+	30+	10+	10+	3+	3+		DBL-DBL		TPL-DBL			
2021-22	49	17	4	--	1	2	2		1		--			
Career	227	76	15	3	10	6	30		12		1			
Recent Games														
Opponent	w/L	Min	fg-A	3P-A	fT-A	OR	DR	TR	A	Pf	St	To	BS	Pts
10/10 vs. PHI	L	24:46	5-9	1-4	2-4	1	2	3	3	0	0	0	1	13
10/5 at PHI	L	13:40	3-5	1-2	0-0	0	1	1	3	0	0	1	1	7

NOTES:

- 🏆 **2021-22:** Appeared in 58 games (49 starts) for Indiana and Cleveland, averaging 18.7 points, 3.8 rebounds and 4.4 assists in 31.1 minutes.
- 🏆 Scored in double figures 49 times, 20+ points on 17 occasions, 30+ points four times and 40+ points on one occasion last season.
- 🏆 Scored a season-high 42 points on 19-26 (.730) shooting from the field with a team-high eight assists and five rebounds in 41 minutes against Chicago on Feb. 4 as a member of the Pacers.
- 🏆 Acquired by the Cavaliers on Feb. 7, 2022 in a trade with Indiana.



## #33 Robin Lopez

**Center • 7-0 • 280lbs • 04/01/1988 • Stanford/**

## 15th Year Pro

**PERSONAL:** Full name is Robin Byron Lopez....mother, Deborah Ledford, was a collegiate swimmer at Stanford, ranked second in the world in the 400 individual medley, and tried out for the 1968 U.S. Olympic team....In addition to his twin brother, Brook, who he played with at Stanford and is also a 15-year NBA veteran, has two other brothers, Alexander and Christopher, and one sister, Ursula Richardson

	GP	GS	PPG	RPG	APG	SPG	BPG	MPG	FG%	3FG%	FT%						
2021-22	36	9	7.1	3.5	1.5	0.06	0.50	17.0	.553	.333	.593	PTS	<b>20</b> at BKN 12/18/21	<b>30</b> vs. LAC 2/26/10			
Career	939	603	8.7	4.9	0.8	0.23	1.10	21.9	.536	.294	.742	FGM	<b>10</b> at BKN 12/18/21	<b>13</b> vs. LAC 2/26/10			
	POINTS			REB	AST	BLK	STL					FGA	<b>22</b> at BKN 12/18/21	<b>22</b> at BKN 12/18/21			
	10+	20+	30+	10+	10+	3+	3+					DBL-DBL	<b>3</b> 2 times	<b>3</b> 3 times			
2021-22	11	1	--	2	1	--	--			3	--		3FGM	1 2 times			
Career	404	42	1	100	1	116	1			84	--		3FGA	1 6 times			
RECENT GAMES												FTM	3 2 times	<b>15</b> at IND 11/21/12			
OPPONENT	W/L	MIN	FG-A	3P-A	FT-A	OR	DR	TR	A	PF	ST	TO	BS	PTS	FTA	5 at MIA 10/25/21	17 at IND 11/21/12
10/10 vs. PHI	L	2:21	0-0	0-0	1-2	0	0	0	0	0	0	1	1	1	OREB	7 at WAS 1/12/22	11 vs. BOS 2/2/16
10/5 at PHI	L	12:59	1-3	0-0	0-0	0	1	1	0	0	0	0	0	2	DREB	5 at TOR 3/4/22	13 vs. SAC 3/20/16
															TREB	11 at WAS 1/12/22	20 vs. SAC 3/20/16
															ASTS	11 at ATL 12/22/21	11 at ATL 12/22/21
															STLS	1 2 times	3 vs. CLE 11/4/14
															BLKS	2 3 times	8 vs. LAL 11/30/16
															MINS	38 at BKN 12/18/21	45 vs. GSW 4/13/14

NOTES:

- 🏆 **2021-22:** Played in 36 games (nine starts), averaging 7.1 points and 3.5 rebounds in 17.0 minutes with Orlando. Scored 10+ points on 11 occasions and 20+ points on one occasion.
- 🏆 Recorded three double-doubles last season and recorded a season-high 20 points, 10 rebounds, four assists and one block in 38 minutes on Dec. 18, 2021 at Brooklyn.
- 🏆 Finished with a career-high 11 assists on Dec. 22, 2021, recording five more assists than his previous career-high.



## #0 Kevin Love

Forward • 6-8 • 247lbs • 09/07/1988 • UCLA/USA

15th Year Pro

**PERSONAL:** Son of Stan and Karen Love...father, Stan, played with the L.A. Lakers and Washington Bullets...uncle Mike Love is the lead singer of the Beach Boys...launched the Kevin Love Fund in 2018 to inspire people to work on their physical and mental well-being...member of the UCLA Athletic Hall of Fame Class of 2020...in June 2020, was awarded the Arthur Ashe Courage Award during the 2020 ESPYs...donated \$100K through his foundation to help support Cavs and RMFH staff affected by the halt in play.

	GP	GS	PPG	RPG	APG	SPG	BPG	MPG	FG%	3FG%	FT%		2021-22 HIGHS	CAREER HIGHS
2021-22	74	4	13.6	7.2	2.2	0.35	0.24	22.5	.430	.392	.838	PTS	35 vs. ATL 12/31/21	51 at OKC 3/23/12
Career	812	659	17.6	10.7	2.4	0.65	0.42	30.9	.441	.373	.829	FGM	10 2 times	16 at OKC 3/23/12
	POINTS				REB	AST	BLK	STL						
	10+	20+	30+		10+	10+	3+	3+	DBL-DBL					
2021-22	53	15	2		18	--	--	--	15		--			
Career	680	316	72		487	3	13	27	456		3			

RECENT GAMES														
OPPONENT	W/L	MIN	FG-A	3P-A	FT-A	OR	DR	TR	A	PF	ST	TO	BS	PTS
10/10 vs. PHI	L													
10/5 at PHI	L	15:46	3-6	3-6	0-0	0	7	7	0	0	0	1	0	9

3FGM	8 vs. MIL 4/10/22	8 4 times												
3FGA	14 2 times	16 vs. BOS 12/29/16												
FTM	8 vs. ATL 12/31/21	19 at MIL 12/27/11												
FTA	10 vs. ATL 12/31/21	24 at MIL 12/27/11												
OREB	5 at BOS 12/22/21	12 vs. NYK 11/12/10												
DREB	13 at MIN 12/10/21	21 at SAC 11/27/12												
TREB	13 3 times	31 vs. NYK 11/12/10												
ASTS	5 3 times	10 3 times												
STLS	2 4 times	4 4 times												
BLKS	2 2 times	4 2 times												
MINS	34 at CHI 3/12/22	49 at OKC 3/23/12												

## NOTES:

- 🏆 **2021-22:** Appeared in a team-high 74 games (four starts) with Cleveland, averaging 13.6 points, 7.2 rebounds and 2.2 assists in 22.5 minutes. Finished the season as runner-up for the NBA's Sixth Man of the Year award.
- 🏆 Finished last season 2nd in the NBA for three-pointers off the bench (173) and 3rd in Cavaliers history in total three-pointers in a season (187). Was also T-1st in the NBA in charges drawn last season (26).
- 🏆 Recorded a season-high 35 points and 11 rebounds in 30 minutes off the bench on Dec. 31, 2021 vs Atlanta; **became the second Cavaliers player in team history with 35+ PTS and 10+ REB off the bench (Campy Russell, 35 PTS, 14 REB on Dec. 30, 1975 vs. KC)**
- 🏆 Finished with a game-high 32 points on 10-16 (.625) shooting from the field, including 8-11 (.727) shooting from beyond the arc, a team-high tying 10 rebounds, two assists and one steal in 15 minutes off the bench on April 10 vs. Milwaukee; **became the first player in the shot clock era (since 1954) to record 30+ PTS and 10+ REB in 15 or fewer minutes.**
- 🏆 Tallied 20 points, 11 rebounds, three assists and one steal in 24 minutes off the bench on Jan. 25 versus the Knicks; **his 11 DREB gave him 3,279 DREB w/ Cavs, passing Tristan Thompson (3,278 DREB) for 4th on the Cavs all-time DREB list.**
- 🏆 In the month of December last season, made 57 three-pointers which was the 2nd-most in the entire NBA during that month.



## #45 Donovan Mitchell

Guard • 6-3 • 215lbs • 09/07/1996 • Louisville/USA

6th Year Pro

**PERSONAL:** Son of Nicole and Donovan Mitchell, Sr...Has one younger sister (Jordan)...Nickname is Spida...Best moment of his athletic career to date was his high-flying dunk at the Elite 24 game...Has a signature shoe line with adidas...his favorite musical artists is Jay Z and he can play the drums and saxophone...Mitchell majored in communications in college at Louisville and his favorite NFL player is former Louisville quarterback, Lamar Jackson...Follow him on twitter @spidamitchell.

	GP	GS	PPG	RPG	APG	SPG	BPG	MPG	FG%	3FG%	FT%		2021-22 HIGHS	CAREER HIGHS
2021-22	67	67	25.9	4.2	5.3	1.48	0.18	33.8	.448	.355	.853	PTS	39 vs. MIN 12/31/21	46 3 times
Career	345	337	23.9	4.2	4.5	1.29	0.29	33.7	.441	.361	.833	FGM	14 3 times	16 3 times
	POINTS				REB	AST	BLK	STL						
	10+	20+	30+		10+	10+	3+	3+	DBL-DBL					
2021-22	67	52	23		1	2	--	11	3		--			
Career	329	245	86		3	4	--	50	7		--			

RECENT GAMES														
OPPONENT	W/L	MIN	FG-A	3P-A	FT-A	OR	DR	TR	A	PF	ST	TO	BS	PTS
10/10 vs. PHI	L	27:34	3-9	2-5	3-6	0	5	5	3	4	1	4	1	11
10/5 at PHI	L	18:58	6-9	3-4	1-1	1	1	2	5	2	1	2	0	16

3FGM	9 vs. CHI 3/16/22	9 vs. CHI 3/16/22												
3FGA	17 vs. MIL 3/14/22	17 vs. MIL 3/14/22												
FTM	10 3 times	15 2 times												
FTA	12 at LAC 3/29/22	17 vs. SAC 4/10/21												
OREB	5 vs. SAC 11/2/21	5 3 times												
DREB	9 vs. GSW 2/9/22	9 4 times												
TREB	10 vs. GSW 2/9/22	12 vs. OKC 10/23/19												
ASTS	10 2 times	11 2 times												
STLS	5 vs. MIA 11/13/21	5 4 times												
BLKS	1 12 times	2 9 times												
MINS	41 vs. MEM 4/5/22	47 at DEN 8/8/20												

## NOTES:

- 🏆 **2021-22:** Played in 67 games (all starts) for the Utah Jazz, averaging 25.9 points, a career-high 5.3 assists, 4.2 rebounds and a career-best 1.5 steals in 33.8 minutes. Was named an NBA All-Star for the third consecutive season.
- 🏆 Ranked 9th in the NBA last season in scoring and averaged 3.6 made threes per contest, fourth highest in the NBA.
- 🏆 On March 16, 2021 vs Chicago, posted 37 points on 9-15 3FGM, setting a career-high for three-pointers made.
- 🏆 Named Western Conference Player of the Month for games played in December of last season, posting averages of 30.2 points on .502 FG%, 5.0 assists, 3.2 rebounds and 1.2 steals during the month.
- 🏆 Posted 23 games of 30+ points last season.







## #4 Evan Mobley

Forward/Center • 7-0 • 215lbs • 06/18/2001 • USC/USA

2nd Year Pro

**PERSONAL:** In addition to being teammates now on the Cavs, played with his brother, Isaiah, at USC in 2020-21...father, Eric, is an assistant coach at USC and played professionally overseas...has an extensive sneaker collection...first sport was soccer, which helped with his footwork...attended Rancho Christian High School in Temecula, California, where he averaged 20.5 points, 12.2 rebounds, 5.2 blocks and 4.6 assists during his senior season and was named the 2019-20 Morgan Wooten National High School Player of the Year...was a 2020 McDonald's All-American, a two-time California Gatorade Player of the Year and a 2020 Naismith Player of the Year finalist...won gold medals with USA Basketball at the 2019 FIBA U-19 World Cup and 2018 FIBA U-17 World Cup.

	GP	GS	PPG	RPG	APG	SPG	BPG	MPG	FG%	3FG%	FT%		2021-22 HIGHS	CAREER HIGHS
2021-22	69	69	15.0	8.3	2.5	0.81	1.67	33.8	.508	.250	.663	PTS	30 vs. LAC 3/14/22	30 vs. LAC 3/14/22
Career	69	69	15.0	8.3	2.5	0.81	1.67	33.8	.508	.250	.663	FGM	13 vs. LAC 3/14/22	13 vs. LAC 3/14/22
	POINTS				REB	AST	BLK	STL						
	10+	20+	30+		10+	10+	3+	3+	DBL-DBL		TPL-DBL			
2021-22	57	12	1		22	--	16	2	21		--			
Career	57	12	1		22	--	16	2	21		--			

RECENT GAMES														
OPPONENT	W/L	MIN	FG-A	3P-A	FT-A	OR	DR	TR	A	PF	ST	TO	BS	PTS
10/10 vs. PHI	L													
10/5 at PHI	L													

## NOTES:

- 2021-22: Appeared in 69 games (all starts) last season with Cleveland, averaging 15.0 points on .508 shooting from the field, 8.3 rebounds, 2.5 assists and 1.67 blocks in 33.8 minutes. Became just the fourth rookie in NBA history to average at least 14.0 points, 8.0 rebounds, 2.5 assists and 1.5 blocks, joining Pau Gasol (2001-02), Tim Duncan (1997-98) and Chris Webber (1993-94)
- Finished as the runner-up for the NBA Rookie of the Year Award.
- Led all NBA rookies last season in rebounds (8.3), blocks (1.67) and field goal percentage (.508) and ranked 2nd among rookies in minutes (33.8), 5th in points (15.0), 7th in steals (0.81) and 8th in assists (2.5). Mobley also led all NBA rookies in double-doubles with 21, the 4th-most ever by a Cavaliers rookie in franchise history.
- Scored in double figures 57 times last season, 20+ points on 12 occasions and 30+ points on one occasion.
- Recorded at least one block in 56 games, the 2nd-most in the entire NBA behind only Memphis' Jaren Jackson Jr. (71 games)
- Won the NBA Eastern Conference Rookie of the Month Award for October and November when he totaled 244 points, 136 rebounds, 42 assists, 16 steals and 30 blocks, becoming just the 4th rookie in NBA history to accumulate those totals in their first 17 career games (Bill Walton, Mychal Thompson and Chris Webber)
- Finished his rookie season as the 8th NBA rookie since 1992-93 to accumulate at least 1,000 points, 500 rebounds, 150 assists, 100 blocks and 50 steals, along with Karl-Anthony Towns (2015-16), Elton Brand (1999-00), Tim Duncan (1997-98), Shaquille O'Neal (1993-94), Chris Webber (1993-94), Vin Baker (1993-94) and LaPhonso Ellis (1992-93).



## #15 Isaiah Mobley

Forward • 6-10 • 240lbs • 09/24/1999 • USC/

Rookie

**PERSONAL:** His parents are Eric and Nicol Mobley...averaged 22 points, 13 rebounds, four assists and three blocks at Rancho Christian High School...was the only Californian to play in the 42<sup>nd</sup> annual McDonald's All-American Game at State Farm Arena in Atlanta...his brother Evan Mobley was an NBA All-Rookie First Team selection for the Cavaliers last season and was selected with the 3rd pick by the Cavaliers in the 2021 NBA Draft.

	GP	GS	PPG	RPG	APG	SPG	BPG	MPG	FG%	3FG%	FT%		2021-22 HIGHS	CAREER HIGHS
** No Games Played 2021-22 Regular Season **												PTS	--	--
** No Career Regular Season Games Played **												FGM	--	--
	POINTS				REB	AST	BLK	STL						
	10+	20+	30+		10+	10+	3+	3+	DBL-DBL		TPL-DBL			
2021-22	--	--	--		--	--	--	--	--		--			
Career	--	--	--		--	--	--	--	--		--			

RECENT GAMES														
OPPONENT	W/L	MIN	FG-A	3P-A	FT-A	OR	DR	TR	A	PF	ST	TO	BS	PTS
10/10 vs. PHI	L	17:52	1-4	0-2	0-0	0	7	7	1	3	0	0	0	2
10/5 at PHI	L	16:39	2-3	0-0	0-0	1	5	6	0	4	0	1	1	4

## NOTES:

- Selected in the second round (49th overall pick) in the 2022 NBA Draft by the Cleveland Cavaliers.
- Last season at University of Southern California, averaged 10.1 points, 7.0 rebounds and 2.0 assists in 34.1 minutes during 32 games (all starts) last season for the Trojans.







## #5 RJ Nembhard Jr.

Guard • 6-4 • 200lbs • 03/22/1999 • TCU/USA

2nd Year Pro

**PERSONAL:** Son of Ruben Nembhard (father) and Terri Nembhard (mother)...Ruben played two years at Weber State and averaged 16.7 points, 4.9 rebounds and 4.0 assists...Ruben played one season in the NBA, seeing action with Utah and Portland during the 1996-97 season...Sister, Jayden Nembhard, is a standout volleyball player at Kansas State.

	GP	GS	PPG	RPG	APG	SPG	BPG	MPG	FG%	3FG%	FT%			
2021-22	14	0	1.1	0.5	0.9	0.07	0.00	4.5	.333	.000	.750	PTS	4 vs. TOR 12/26/21	4 vs. TOR 12/26/21
Career	14	0	1.1	0.5	0.9	0.07	0.00	4.5	.333	.000	.750	FGM	2 vs. TOR 12/26/21	2 vs. TOR 12/26/21
	POINTS				REB	AST	BLK	STL						CAREER HIGHS
	10+	20+	30+		10+	10+	3+	3+	DBL-DBL					
2021-22	--	--	--	--	--	--	--	--	--	--	--			
Career	--	--	--	--	--	--	--	--	--	--	--			

RECENT GAMES														
OPPONENT	W/L	MIN	FG-A	3P-A	FT-A	OR	DR	TR	A	PF	ST	TO	BS	PTS
10/10 vs. PHI	L	8:45	1-3	0-0	0-2	0	0	0	0	1	0	1	0	2
10/5 at PHI	L	17:08	0-7	0-3	1-2	0	3	3	2	0	0	1	0	1

PTS	4 vs. TOR 12/26/21													
FGM	2 vs. TOR 12/26/21													
FGA	5 at WAS 12/30/21													
3FGM	--													
3FGA	1 2 times													
FTM	2 at MIA 3/11/22													
FTA	2 2 times													
OREB	1 3 times													
DREB	1 4 times													
TREB	2 vs. CHA 3/2/22													
ASTS	6 vs. TOR 12/26/21													
STLS	1 vs. DAL 3/30/22													
BLKS	--													
MINS	21 at WAS 12/30/21													

## NOTES:

- 🏆 **2021-22:** Appeared in 14 games for the Cleveland Cavaliers and also played in 15 games (14 starts) for the Cleveland Charge, averaging 24.5 points, 8.2 rebounds and 5.3 assists.
- 🏆 **2022 Summer League:** Started all five games for the Cavaliers during the NBA 2K23 Summer League 2022, averaging 14.8 points, 4.0 rebounds, a team-best 4.2 assists and 1.2 steals in 28.0 minutes per contest.



## #19 Raul Neto

Guard • 6-2 • 180lbs • 05/19/1992 • /Brazil

8th Year Pro

**PERSONAL:** Born Raul Togni Neto on May 19, 1992, in Belo Horizonte, Minas Gerais, Brazil...Name is pronounced "Hah-OOL Nett-oh"...Speaks fluent Portuguese, Spanish and English...Says his dad is the biggest influence in his life...If he wasn't a basketball player, he would be an engineer...Lists his favorite food as sushi...Basketball player he most looks up to is Steve Nash...Used his first NBA paycheck to take his brother out to dinner...Follow him on twitter at @RaulTogni.

	GP	GS	PPG	RPG	APG	SPG	BPG	MPG	FG%	3FG%	FT%			
2021-22	70	19	7.5	1.9	3.1	0.79	0.04	19.6	.463	.292	.769	PTS	22 vs. SAS 2/25/22	25 at TOR 5/6/21
Career	387	98	6.0	1.6	2.2	0.68	0.08	16.2	.455	.366	.804	FGM	9 vs. SAS 2/25/22	10 vs. ORL 12/27/20
	POINTS				REB	AST	BLK	STL						CAREER HIGHS
	10+	20+	30+		10+	10+	3+	3+	DBL-DBL					
2021-22	22	2	--	--	1	--	4	--	--	--	--			
Career	79	7	--	--	1	--	16	--	--	--	--			

RECENT GAMES														
OPPONENT	W/L	MIN	FG-A	3P-A	FT-A	OR	DR	TR	A	PF	ST	TO	BS	PTS
10/10 vs. PHI	L	12:00	2-3	0-0	1-2	1	1	2	5	0	0	0	0	5
10/5 at PHI	L	14:26	4-10	1-3	3-5	1	1	2	2	0	0	1	0	12

PTS	22 vs. SAS 2/25/22													
FGM	9 vs. SAS 2/25/22													
FGA	16 vs. UTA 12/11/21													
3FGM	4 vs. SAS 2/25/22													
3FGA	7 vs. SAS 2/25/22													
FTM	7 at NOP 11/24/21													
FTA	8 at NOP 11/24/21													
OREB	2 2 times													
DREB	6 at UTA 12/18/21													
TREB	7 at UTA 12/18/21													
ASTS	10 at HOU 3/21/22													
STLS	4 3 times													
BLKS	1 3 times													
MINS	36 vs. SAS 2/25/22													

## NOTES:

- 🏆 **2021-22:** Appeared in 70 games (19 starts) for the Washington Wizards, averaging 7.5 points, a career-best 3.1 assists and 1.9 rebounds in 19.6 minutes
- 🏆 Recorded a season-high 22 points on 9-15 (.600) shooting from the field, nine assists, four rebounds and one steal in 36 minutes on Feb. 25, 2022 vs. San Antonio
- 🏆 Tallied a season-high 10 assists in 26 minutes on March 21, 2022 at Houston





## #35 Isaac Okoro

Guard • 6-6 • 225lbs • 01/26/2001 • Auburn/USA

3rd Year Pro

**PERSONAL:** Named to the Auburn Athletic Director's Honor Roll after maintaining at least a 3.5 GPA in the fall...son of Godwin and Gloria Okoro...father, Godwin, emigrated from Nigeria to the United States in the 1980s...played at McEachern High School where he had his No. 35 jersey retired...was a four-time all-state selection...led team to 32-0 record and the state title in 2018-19, the first in the school's history...team was ranked No. 1 in the country according to MaxPreps, BlueStar Media and the Prep Circuit Power 50...averaged 19.7 points, 10.1 rebounds, 3.2 assists and 2.7 steals as a senior...named the 2019 AJC Player of the Year...graduated with honors...has three siblings: Michael, Rachel and Ashley.

	GP	GS	PPG	RPG	APG	SPG	BPG	MPG	FG%	3FG%	FT%
2021-22	67	61	8.8	3.0	1.8	0.84	0.33	29.6	.480	.350	.768
Career	134	128	9.2	3.0	1.9	0.88	0.34	31.0	.446	.315	.747

	POINTS			REB	AST	BLK	STL		
	10+	20+	30+	10+	10+	3+	3+	DBL-DBL	TPL-DBL
2021-22	26	4	--	--	--	--	3	--	--
Career	61	7	1	1	--	1	9	1	--

## RECENT GAMES

OPPONENT	W/L	MIN	FG-A	3P-A	FT-A	OR	DR	TR	A	PF	ST	TO	BS	PTS
10/10 vs. PHI	L	18:41	1-3	0-0	0-0	2	3	5	1	3	0	0	1	2
10/5 at PHI	L	17:40	2-5	0-2	3-3	0	3	3	0	2	0	1	0	7

	2021-22 HIGHS	CAREER HIGHS
PTS	22 at PHI 3/4/22	32 vs. PHX 5/4/21
FGM	7 6 times	10 vs. PHX 5/4/21
FGA	13 vs. NYK 1/24/22	20 vs. IND 5/10/21
3FGM	4 2 times	4 3 times
3FGA	8 vs. MIA 12/13/21	11 vs. OKC 2/21/21
FTM	11 vs. LAC 3/14/22	11 vs. LAC 3/14/22
FTA	13 vs. LAC 3/14/22	13 vs. LAC 3/14/22
OREB	4 2 times	5 at PHI 2/27/21
DREB	8 vs. DET 11/12/21	8 2 times
TREB	9 vs. DET 11/12/21	10 vs. IND 5/10/21
ASTS	5 3 times	6 3 times
STLS	4 vs. ORL 3/28/22	4 2 times
BLKS	2 3 times	3 vs. ATL 2/23/21
MINS	43 vs. GSW 11/18/21	47 vs. PHX 5/4/21

## NOTES:

- 🏆 **2021-22:** Appeared in 67 games (61 starts) with Cleveland, averaging 8.8 points, 3.0 rebounds and 1.8 assists in 29.6 minutes. Scored 10+ PTS in 26 games and 20+ PTS in four games last season.
- 🏆 In his final 28 games last season, Okoro shot 23-50 (.460) from beyond the arc, the **10th best three-point percentage in the NBA over that time.**
- 🏆 Recorded a season-high 22 points on 7-8 (.875) shooting as well as 8-9 (.889) shooting from the charity stripe, three rebounds and three assists in 29 minutes on March 4 at Philadelphia.
- 🏆 On March 14, 2022 vs. Clippers, Okoro finished with 20 points on 4-6 (.667) shooting from the field, five rebounds, five assists and one steal in 39 minutes.



## #16 Cedi Osman

Forward • 6-7 • 230lbs • 04/08/1995 • Anadolu Efes (Turkey)/Macedonia/Turkey

6th Year Pro

**PERSONAL:** Born in Ohrid, Macedonia...spent part of his childhood living in Bosnia after moving there as a young child...name is pronounced JED-e AUS-min...favorite hobbies are playing video games and watching TV/movies...favorite sport other than basketball is volleyball...favorite movie is Green Mile...favorite childhood superhero was the Incredible Hulk...favorite food

	GP	GS	PPG	RPG	APG	SPG	BPG	MPG	FG%	3FG%	FT%
2021-22	66	3	10.7	2.2	2.0	0.79	0.15	22.1	.432	.357	.664
Career	327	181	10.0	3.2	2.1	0.74	0.15	24.5	.423	.349	.718

	POINTS			REB	AST	BLK	STL		
	10+	20+	30+	10+	10+	3+	3+	DBL-DBL	TPL-DBL
2021-22	35	9	--	--	1	--	3	--	--
Career	165	32	--	7	2	--	14	7	--

## RECENT GAMES

OPPONENT	W/L	MIN	FG-A	3P-A	FT-A	OR	DR	TR	A	PF	ST	TO	BS	PTS
10/10 vs. PHI	L	16:38	1-7	0-4	2-2	0	0	0	0	0	0	0	0	4
10/5 at PHI	L	16:09	2-4	1-3	0-0	0	2	2	2	3	0	3	0	5

	2021-22 HIGHS	CAREER HIGHS
PTS	26 vs. BOS 11/15/21	29 vs. MIA 1/25/19
FGM	10 vs. BOS 11/15/21	11 vs. MIA 1/25/19
FGA	17 2 times	20 2 times
3FGM	6 3 times	6 5 times
3FGA	14 vs. MIL 1/26/22	14 vs. MIL 1/26/22
FTM	6 vs. MIN 2/28/22	7 2 times
FTA	8 vs. MIN 2/28/22	9 2 times
OREB	3 2 times	6 vs. MIN 2/1/21
DREB	6 3 times	12 at DEN 1/11/20
TREB	6 4 times	12 2 times
ASTS	12 vs. NOP 1/31/22	12 vs. NOP 1/31/22
STLS	3 3 times	4 2 times
BLKS	2 vs. CHI 12/8/21	2 2 times
MINS	38 vs. NOP 1/31/22	50 vs. BKN 1/20/21

## NOTES:

- 🏆 **2021-22:** Appeared in 66 games (3 starts) with Cleveland, averaging 10.7 points, 2.2 rebounds and 2.0 assists in 22.2 minutes. Scored 10+ PTS 35 times and 20+ PTS on nine occasions.
- 🏆 Tallied a season-high 26 points, including 6-12 (.500) from beyond the arc, a season-high five assists and two steals in 31 minutes off the bench versus Boston on Nov. 15, 2021.
- 🏆 Dished out a career-best 12 assists in a win over New Orleans on Jan. 31, 2022
- 🏆 Made a career-high tying six three-pointers and finished with 23 points, three rebounds, four assists and two steals in 34 minutes off the bench on Jan. 26, 2022 vs. Milwaukee; also recorded his 1,000th career rebound in the game.





## #13 Ricky Rubio

Guard • 6-3 • 190lbs • 10/21/1990 • FC Barcelona (Spain)/Spain

12th Year Pro

**PERSONAL:** Born on Oct. 21, 1990 in El Masnou, Spain...His parents are Esteban and the late Tona Vives, who passed away from a battle with lung cancer in 2016... In memory of his mother, started the Tona Vives Lung Cancer Awareness Fund with A Breath of Hope Lung Foundation... Won the November 2017 NBA Cares Community Assist Award for his work with the Five For The Fight charity, a charity dedicated to eradicating cancer...Has an older brother, Marc, who also plays professional basketball in Spain's second division, and a younger sister, Laia...Twitter is @rickyrubio9 and Instagram is @ruuufio.

	GP	GS	PPG	RPG	APG	SPG	BPG	MPG	FG%	3FG%	FT%
2021-22	34	8	13.1	4.1	6.6	1.44	0.21	28.5	.363	.339	.854
Career	665	601	11.1	4.2	7.6	1.80	0.13	30.3	.389	.326	.843

	POINTS			REB	AST	BLK	STL		
	10+	20+	30+	10+	10+	3+	3+	DBL-DBL	TPL-DBL
2021-22	20	6	1	1	5	--	7	5	--
Career	367	72	6	19	189	--	192	135	7

## RECENT GAMES

OPPONENT	W/L	MIN	FG-A	3P-A	FT-A	OR	DR	TR	A	PF	ST	TO	BS	PTS
10/10 vs. PHI	L													
10/5 at PHI	L													

DNP - Injury

	2021-22 HIGHS	CAREER HIGHS
PTS	37 at NYK 11/7/21	37 at NYK 11/7/21
FGM	13 at NYK 11/7/21	13 at NYK 11/7/21
FGA	25 at NOP 12/28/21	25 at NOP 12/28/21
3FGM	8 at NYK 11/7/21	8 at NYK 11/7/21
3FGA	10 at BKN 11/17/21	10 at BKN 11/17/21
FTM	7 vs. WAS 11/10/21	13 2 times
FTA	8 vs. WAS 11/10/21	14 2 times
OREB	3 at LAL 10/29/21	5 vs. LAC 11/12/16
DREB	11 at NOP 12/28/21	12 2 times
TREB	13 at NOP 12/28/21	13 4 times
ASTS	12 vs. HOU 12/15/21	19 vs. WAS 3/13/17
STLS	5 vs. DET 11/12/21	8 2 times
BLKS	2 at NOP 12/28/21	2 5 times
MINS	38 vs. GSW 11/18/21	49 at DAL 3/19/14

## NOTES:

- 🏆 **2021-22:** Played in 34 games (eight starts) for Cleveland last season, averaging a **career-high tying 13.1 points**, 6.6 assists, 4.1 rebounds and 1.44 steals in 28.5 minutes before missing the final 48 games with a season-ending ACL tear
- 🏆 Recorded five games with double-digit assists, five double-doubles and 20 double-digit scoring efforts last season.
- 🏆 Averaged more than 1.30 steals for the 11th consecutive season.
- 🏆 On Dec. 13, 2021 vs. Miami, became one of 12 active NBA players to record 5,000 career assists
- 🏆 Recorded a **career-high 37 points**, shooting 8-9 (.889) from the three-point line, 10 assists and three rebounds in 31 minutes off the bench on Nov. 7 at New York, **becoming the first player in NBA history with at least 30 points, 10 assists and eight three-pointers in a game off the bench**. Rubio became the first player in Cavs team history to make his first eight three-point attempts of a game [via Elias Sports Bureau].



## #8 Lamar Stevens

Forward • 6-8 • 225lbs • 07/09/1997 • Penn State/USA

3rd Year Pro

**PERSONAL:** Wrote a children's book, Lamar's Climb, that traces his path from Philadelphia to State College and was illustrated by children and young adults with Down syndrome...2019-20 Senior CLASS All-America Second Team selection while at Penn State for his achievements on and off the court.

	GP	GS	PPG	RPG	APG	SPG	BPG	MPG	FG%	3FG%	FT%
2021-22	63	13	6.1	2.6	0.7	0.49	0.29	16.1	.489	.277	.707
Career	103	13	5.3	2.5	0.7	0.47	0.30	14.7	.479	.244	.714

	POINTS			REB	AST	BLK	STL		
	10+	20+	30+	10+	10+	3+	3+	DBL-DBL	TPL-DBL
2021-22	11	1	--	--	--	1	2	--	--
Career	14	1	--	1	--	1	3	1	--

## RECENT GAMES

OPPONENT	W/L	MIN	FG-A	3P-A	FT-A	OR	DR	TR	A	PF	ST	TO	BS	PTS
10/10 vs. PHI	L	12:00	1-4	0-0	3-5	1	2	3	0	0	1	1	0	5
10/5 at PHI	L	14:06	1-4	0-0	0-0	1	2	3	2	2	1	2	2	2

	2021-22 HIGHS	CAREER HIGHS
PTS	23 at UTA 1/12/22	23 at UTA 1/12/22
FGM	10 at UTA 1/12/22	10 at UTA 1/12/22
FGA	15 at UTA 1/12/22	15 at UTA 1/12/22
3FGM	2 3 times	2 3 times
3FGA	4 2 times	4 3 times
FTM	6 vs. PHI 4/3/22	7 vs. SAS 3/19/21
FTA	7 vs. PHI 4/3/22	8 vs. SAS 3/19/21
OREB	4 at LAL 10/29/21	4 2 times
DREB	7 at ATL 3/31/22	7 2 times
TREB	8 at ATL 3/31/22	11 vs. SAS 3/19/21
ASTS	3 3 times	4 2 times
STLS	3 2 times	3 3 times
BLKS	3 vs. PHI 4/3/22	3 vs. PHI 4/3/22
MINS	34 vs. LAL 3/21/22	34 vs. LAL 3/21/22

## NOTES:

- 🏆 **2021-22:** Appeared in 63 games (13 starts) with Cleveland, averaging 6.1 points on .489 shooting from the field and 2.6 rebounds in 16.1 minutes. Scored 10+ points 11 times and 20+ points on one occasion last season.
- 🏆 Recorded a **career-high 23 points** on 10-15 (.667) shooting from the field, seven rebounds and two steals in 30 minutes at Utah on Jan. 12, 2022
- 🏆 Recorded double-digit scoring efforts in a career best four straight games from March 19-26, averaging 15.0 points on .600 (24-40) shooting from the field and 5.3 rebounds in 25.00 minutes over that span.





## #32 Dean Wade

Forward • 6-9 • 219lbs • 11/20/1996 • Kansas State/USA

4th Year Pro

**PERSONAL:** Full name is Dean Jackson Wade...graduated in May 2019 with a bachelor's degree in social science...father, Jay, lettered one season on the Kansas State football team...mother, Trish, played volleyball and basketball at Barton Community College and is in the school's Hall of Fame...has an older sister, Teresa, who an all-state volleyball player at St. John and the 2010 Class 1A State Division I MVP.

	GP	GS	PPG	RPG	APG	SPG	BPG	MPG	FG%	3FG%	FT%		2021-22 HIGHS	CAREER HIGHS
2021-22	51	28	5.3	2.9	1.0	0.57	0.14	19.2	.456	.359	.667	PTS	17 2 times	21 vs. NOP 4/11/21
Career	126	47	5.3	3.0	1.0	0.52	0.25	18.0	.447	.365	.714	FGM	7 2 times	8 vs. NOP 4/11/21
	POINTS				REB	AST	BLK	STL	DBL-DBL	TPL-DBL				
	10+	20+	30+		10+	10+	3+	3+						
2021-22	11	--	--		1	--	--	3	1	--				
Career	26	1	--		3	--	2	7	2	--				

RECENT GAMES														
OPPONENT	W/L	MIN	FG-A	3P-A	FT-A	OR	DR	TR	A	PF	ST	TO	BS	PTS
10/10 vs. PHI	L	22:42	3-8	1-3	1-1	1	6	7	0	1	0	1	0	8
10/5 at PHI	L	23:10	3-6	3-5	2-2	0	5	5	1	2	1	0	0	11

	PTS	2021-22 HIGHS	CAREER HIGHS
3FGM	4 2 times	6 vs. MIA 5/1/21	
3FGA	7 vs. NYK 1/24/22	11 vs. PHI 4/1/21	
FTM	3 2 times	4 vs. IND 5/10/21	
FTA	5 vs. OKC 1/22/22	5 2 times	
OREB	5 vs. GSW 11/18/21	5 vs. GSW 11/18/21	
DREB	10 vs. HOU 12/15/21	10 2 times	
TREB	10 vs. HOU 12/15/21	12 2 times	
ASTS	5 vs. GSW 11/18/21	5 vs. GSW 11/18/21	
STLS	3 3 times	3 7 times	
BLKS	1 7 times	3 2 times	
MINS	40 vs. GSW 11/18/21	40 vs. GSW 11/18/21	

## NOTES:

- Appeared in 51 games (career-high 28 starts) with Cleveland...averaged 5.3 points on .456 shooting from the field and 2.9 rebounds in 19.2 minutes. Scored 10+ points 11 times, including one double-double on the season.
- Recorded a season-high 17 points twice; on Nov. 18 vs. Golden State, recorded 17 points (7-13, .538), nine rebounds and five assists in a career-high 40 minutes and on Dec. 26 vs. TOR finished with 17 points, three rebounds, two assists and one steal in 28 minutes
- Made a season-high four three-pointers twice (4-7 3FG on Jan. 24 vs. NYK and 4-5 3FG on Jan. 30 at DET)
- Sustained a season-ending right knee injury on March 12 at Chicago; underwent successful surgery on March 28 to treat ongoing issues with the meniscus in his right knee.



## #9 Dylan Windler

Guard/Forward • 6-6 • 199lbs • 09/22/1996 • Belmont/USA

3rd Year Pro

**PERSONAL:** 2018-19 Male Scholar Athlete of the Year by the Division I-AAA Athletics Directors Association with his 3.74 GPA...championship golfer in high school, conference and county champion and state qualifier...majored in Accounting...has one sibling, Corey...lists Kevin Durant, James Harden, Phil Mickelson as favorite athletes...four-year letter-winner at Perry Meridian High School for head coach Brent Keck...late bloomer in basketball who developed into one of the top players in the state of Indiana...2015 IBCA/Subway Boys' Basketball All-State...named to prestigious Indiana North-South All-Star Classic roster...averaged 27.3 points and 10.2 rebounds per game as a senior, led all Indiana players in scoring and rebounding for classification.

	GP	GS	PPG	RPG	APG	SPG	BPG	MPG	FG%	3FG%	FT%		2021-22 HIGHS	CAREER HIGHS
2021-22	50	0	2.2	1.8	0.7	0.28	0.06	9.2	.378	.300	.833	PTS	13 vs. POR 11/3/21	15 vs. ATL 2/23/21
Career	81	0	3.3	2.4	0.8	0.41	0.19	12.0	.412	.320	.800	FGM	4 2 times	5 vs. ATL 2/23/21
	POINTS				REB	AST	BLK	STL	DBL-DBL	TPL-DBL				
	10+	20+	30+		10+	10+	3+	3+						
2021-22	1	--	--		--	--	--	--	--	--				
Career	6	--	--		1	--	--	1	1	--				

RECENT GAMES														
OPPONENT	W/L	MIN	FG-A	3P-A	FT-A	OR	DR	TR	A	PF	ST	TO	BS	PTS
10/10 vs. PHI	L													
10/5 at PHI	L													

	PTS	2021-22 HIGHS	CAREER HIGHS
3FGM	3 2 times	5 vs. ATL 2/23/21	
3FGA	5 3 times	7 at POR 2/12/21	
FTM	3 vs. ORL 3/28/22	4 2 times	
FTA	4 vs. ORL 3/28/22	4 4 times	
OREB	3 vs. DET 11/12/21	3 4 times	
DREB	9 vs. ORL 3/28/22	9 vs. ORL 3/28/22	
TREB	9 vs. ORL 3/28/22	10 at POR 2/12/21	
ASTS	4 vs. DET 11/12/21	4 2 times	
STLS	2 2 times	3 at PHI 2/27/21	
BLKS	1 3 times	2 2 times	
MINS	22 vs. DET 11/12/21	26 at BOS 1/24/21	

## NOTES:

- 2021-22: Appeared in 50 games with Cleveland, averaging 2.2 points and 1.8 rebounds in 9.2 minutes.
- Recorded a season-high 13 points (4-5 FG, 3-3 3FG), three assists and one steal in 21 minutes on Nov. 3, 2021 versus Portland.





BY CAVALIERS	AN INDIVIDUAL...	BY OPPONENT
32 PTS, Kevin Love: (CLE W, 133-115) vs. Milwaukee, 04/10/22	Scored 30+ points	36 PTS, Kevin Durant: (CLE L, 107-118) @ Brooklyn, 04/08/22
41 PTS, Darius Garland: (CLE W, 127-124) @ Indiana, 03/08/22	Scored 40+ points	44 PTS, Joel Embiid: (CLE L, 108-112) vs. Philadelphia, 04/03/22
57 PTS, LeBron James: (CLE W, 130-122) @ Washington, 11/03/17	Scored 50+ points	50 PTS, Jamal Murray: (CLE L, 103-120) vs. Denver, 02/19/21
17 REB, Evan Mobley: (CLE W, 104-96) vs. Toronto, 03/06/22	Had 15+ Rebounds	17 REB, Joel Embiid: (CLE L, 108-112) vs. Philadelphia, 04/03/22
22 REB, Jarrett Allen: (CLE W, 102-101) @ Charlotte, 02/04/22	Had 20+ Rebounds	23 REB, Clint Capela: (CLE L, 118-121) vs. Atlanta, 12/31/21
25 REB, Anderson Varejão: (CLE W, 87-81 (OT)) vs. Orlando, 01/02/14	Had 25+ Rebounds	26 REB, Jayson Williams: (CLE W, 85-74) @ Brooklyn, 11/13/97
17 AST, Darius Garland: (CLE L, 120-131) vs. LA Lakers, 03/21/22	Had 15+ assists	17 AST, Russell Westbrook: (CLE L, 105-120) @ Washington, 05/14/21
22 AST, Andre Miller: (CLE L, 91-94) vs. Philadelphia, 12/15/01	Had 20+ assists	20 AST, Russell Westbrook: (CLE L, 124-148) vs. Oklahoma City, 01/20/18
5 BLK, Evan Mobley: (CLE W, 115-92) vs. Chicago, 12/08/21	Had 5+ Blocks	6 BLK, Mo Bamba: (CLE L, 115-120) @ Orlando, 04/05/22
11 BLK, Larry Nance: (CLE W, 104-96) vs. New York, 01/07/89	Had 10+ Blocks	10 BLK, Calvin Booth: (CLE W, 104-96) @ Oklahoma City, 01/13/04
5 STL, Evan Mobley: (CLE W, 127-124) @ Indiana, 03/08/22	Had 5+ Steals	6 STL, Matisse Thybulle: (CLE L, 93-103) @ Philadelphia, 02/12/22
10 FGM, Kevin Love: (CLE W, 133-115) vs. Milwaukee, 04/10/22	Made 10+ Field Goals	10 FGM, Sandro Mamukelashvili: (CLE W, 133-115) vs. Milwaukee, 04/10/22
16 FGM, Collin Sexton: (CLE W, 147-135 (2OT)) vs. Brooklyn, 01/20/21	Made 15+ Field Goals	17 FGM, LeBron James: (CLE L, 120-131) vs. LA Lakers, 03/21/22
23 FGM, LeBron James: (CLE W, 130-122) @ Washington, 11/03/17	Made 20+ Field Goals	21 FGM, Jamal Murray: (CLE L, 103-120) vs. Denver, 02/19/21
8 3FGM, Kevin Love: (CLE W, 133-115) vs. Milwaukee, 04/10/22	Made 7+ 3-Pointers	7 3FGM, Jerami Grant: (CLE W, 113-109) vs. Detroit, 03/19/22
11 3FGM, Kevin Love: (CLE W, 133-115) vs. Milwaukee, 04/10/22	10+ 3-Pointer Attempts	12 3FGM, Dorian Finney-Smith: (CLE L, 112-120) vs. Dallas, 03/30/22
15 FTM, Darius Garland: (CLE L, 105-117) @ Miami, 03/11/22	Made 15+ Free Throws	17 FTM, Joel Embiid: (CLE L, 108-112) vs. Philadelphia, 04/03/22
24 FTM, LeBron James: (CLE L, 92-98) @ Miami, 03/12/06	Made 20+ Free Throws	23 FTM, Dwyane Wade: (CLE L, 89-92) @ Miami, 02/01/07
5 FB, Isaac Okoro: (CLE W, 95-93) vs. New York, 01/24/22	Made 5+ Fast Breaks	6 FB, Jaylen Brown: (CLE L, 103-141) @ Boston, 01/24/21
* Never Has Happened *	10+ Fast Break Attempts	* Never Has Happened *
6 TO, Darius Garland: (CLE L, 91-101) @ Chicago, 03/12/22	5+ Turnovers	5 TO, Thanasis Antetokounmpo: (CLE W, 133-115) vs. Milwaukee, 04/10/22
10 FD, Darius Garland: (CLE L, 105-117) @ Miami, 03/11/22	10+ Fouls Drawn	11 FD, Joel Embiid: (CLE L, 108-112) vs. Philadelphia, 04/03/22
209.1 OR, Dean Wade: (CLE L, 106-112) vs. Boston, 03/04/20	200+ Offensive Rating	218.0 OR, Tony Bradley: (CLE L, 113-126) vs. Utah, 03/02/20
* Never Has Happened *	200+ Defensive Rating	* Never Has Happened *
11 FGM/10 FGM, Caris LeVert/Darius Garland: (CLE L, 112-120) vs. Dallas, 03/30/22	Two Players with 10+ Field Goals Made	14 FGM/10 FGM, Luka Dončić/Dorian Finney-Smith: (CLE L, 112-120) vs. Dallas, 03/30/22
5 3FGM/5 3FGM, Kevin Love/Cedi Osman: (CLE L, 122-127) vs. Minnesota, 02/28/22	Two Players with 5+ 3-Pointers Made	5 3FGM/5 3FGM, Tyrese Maxey/Georges Niang: (CLE L, 119-125) @ Philadelphia, 03/04/22
11 PTS, 10 REB, 14 AST, Darius Garland: (CLE W, 111-91) @ Utah, 01/12/22	Had a triple-double	21 PTS, 10 REB, 10 AST, James Harden: (CLE L, 108-112) vs. Philadelphia, 04/03/22
29 PTS, 22 REB, Jarrett Allen: (CLE W, 102-101) @ Charlotte, 02/04/22	Had a 20/20 game	21 PTS, 20 REB, Domantas Sabonis: (CLE L, 102-111) vs. Indiana, 05/10/21
4th period, Cedi Osman: (CLE W, 119-101) @ New York, 04/02/22	Had a four-point play	2nd period, Brandon Boston Jr.: (CLE W, 120-111 (OT)) vs. LA Clippers, 03/14/22
A TEAM...		
133 PTS, (CLE W, 133-115) vs. Milwaukee, 04/10/22	Scored 120+ points	120 PTS, (CLE L, 115-120) @ Orlando, 04/05/22
133 PTS, (CLE W, 133-115) vs. Milwaukee, 04/10/22	Scored 130+ points	131 PTS, (CLE L, 107-131) @ Atlanta, 03/31/22
144 PTS, (CLE W, 144-99) vs. Toronto, 12/26/21	Scored 140+ points	141 PTS, (CLE L, 105-141) vs. Portland, 05/05/21
154 PTS, (CLE W, 154-153 (4OT)) vs. LA Lakers, 01/29/80	Scored 150+ points	153 PTS, (CLE W, 154-153 (4OT)) vs. LA Lakers, 01/29/80
.603 (47-78), (CLE W, 132-129) vs. Toronto, 03/21/18	Shot .600+ from the field	.616 (53-86), (CLE L, 115-135) vs. Toronto, 04/10/21
20 PTS, (CLE W, 111-91) @ Utah, 01/12/22	Won by 20+ points	24 PTS, (CLE L, 107-131) @ Atlanta, 03/31/22
45 PTS, (CLE W, 144-99) vs. Toronto, 12/26/21	Won by 30+ points	36 PTS, (CLE L, 105-141) vs. Portland, 05/05/21
43 PTS, (CLE W, 110-67) vs. Philadelphia, 01/15/94	Won by 40+ points	41 PTS, (CLE L, 92-133) vs. LA Clippers, 02/09/20
68 PTS, (CLE W, 148-80) vs. Miami, 12/17/91	Won by 50+ points	55 PTS, (CLE L, 57-112) @ LA Lakers, 01/11/11
61 REB, (CLE W, 120-111 (OT)) vs. LA Clippers, 03/14/22	Had 60+ rebounds	60 REB, (CLE L, 82-96) @ Golden State, 01/09/22
39 AST, (CLE W, 133-115) vs. Milwaukee, 04/10/22	Had 35+ assists	35 AST, (CLE W, 119-116 (OT)) vs. Denver, 03/18/22
41 AST, (CLE W, 122-100) vs. Detroit, 04/09/14	Had 40+ assists	43 AST, (CLE L, 94-141) @ Philadelphia, 12/07/19





51 FGM, (CLE W, 133-115) vs. Milwaukee, 04/10/22	Made 50+ field goals	53 FGM, (CLE L, 120-131) vs. LA Lakers, 03/21/22
22 3FGM, (CLE W, 144-99) vs. Toronto, 12/26/21	Made 20+ 3-pointers	20 3FGM, (CLE L, 108-109) vs. Utah, 12/05/21
35 FTM, (CLE W, 105-94) vs. LA Clippers, 02/05/15	Made 35+ free throws	35 FTM, (CLE L, 108-112) vs. Philadelphia, 04/03/22
1st OT, (CLE W, 119-116 (OT)) vs. Denver, 03/18/22	Overtime Win	1st OT, (CLE L, 118-134 (OT)) vs. Phoenix, 05/04/21
2nd OT, (CLE W, 147-135 (2OT)) vs. Brooklyn, 01/20/21	Double-Overtime Win	2nd OT, (CLE L, 139-148 (3OT)) vs. Brooklyn, 02/13/19
* Never Has Happened *	Triple-Overtime Win	3rd OT, (CLE L, 139-148 (3OT)) vs. Brooklyn, 02/13/19
4th OT, (CLE W, 154-153 (4OT)) vs. LA Lakers, 01/29/80	Quadruple-Overtime Win	4th OT, (CLE L, 129-131 (4OT)) vs. Portland, 10/18/74

## THE CAVALIERS (SINGLE-SEASON)...

1/10/2022 — 1/17/2022 (5)	Won 5 straight	--
11/11/2017 — 12/6/2017 (13)	Won 10 straight	--
1/17/2022 — 2/26/2022 (8)	Won 5 straight at home	--
11/7/2017 — 1/2/2018 (13)	Won 10 straight at home	--
1/19/2015 — 4/5/2015 (18)	Won 15 straight at home	--
2/9/2018 — 3/7/2018 (5)	Won 5 straight on road	--
* Never Has Happened *	Won 10 straight on road	--
* Never Has Happened *	Won 15 straight on road	--
11/15/2021 — 11/24/2021 (5)	Lost 5 straight	--
4/23/2021 — 5/10/2021 (11)	Lost 10 straight	--
4/28/2021 — 5/10/2021 (7)	Lost 5 straight at home	--
4/17/2021 — 10/5/2021 (9)	Lost 5 straight on road	--







CAVALIERS RECORD WHEN...	OVERALL	HOME	ROAD
Outrebounding opponent	26-15	16-8	10-7
Outrebounded by opponent	16-22	8-7	8-15
Tied in Rebounding	2-1	1-1	1-0
Shooting better than opponent	37-9	20-4	17-5
Shooting worse than opponent	7-29	5-12	2-17
Shooting same than opponent	0-0	0-0	0-0
More FTM than opponent	29-17	15-8	14-9
Less FTM than opponent	15-19	10-8	5-11
Same FTM than opponent	0-2	0-0	0-2
More 3FGM than opponent	26-12	19-7	7-5
Less 3FGM than opponent	17-23	6-9	11-14
Same 3FGM than opponent	1-3	0-0	1-3
More assists than opponent	30-11	17-4	13-7
Less assists than opponent	12-27	7-12	5-15
Same assists than opponent	2-0	1-0	1-0
More turnovers than opponent	17-26	8-9	9-17
Less turnovers than opponent	26-9	16-5	10-4
Same turnovers than opponent	1-3	1-2	0-1
Bench outscores opponent bench	26-20	16-9	10-11
Opponent bench outscores CLE	18-18	9-7	9-11
Bench scoring equal	0-0	0-0	0-0
Scoring less than 80 points	0-0	0-0	0-0
Scoring between 80-89 points	0-2	0-1	0-1
Scoring between 90-99 points	8-8	7-4	1-4
Scoring 100 or more points	35-27	18-11	17-16
Opponent scores less than 80	2-0	1-0	1-0
Opponent scores between 80-89	7-0	5-0	2-0
Opponent scores between 90-99	11-4	8-3	3-1
Opponent scores 100 or more	22-34	9-13	13-21

NUMBER OF TIMES RECORDING	POINTS			REB			AST		BLK		STL		DD		TD
	10+	20+	30+	10+	20+	30+	10+	20+	10+	20+	10+	20+	10+	20+	
Jarrett Allen	50	16	--	--	33	--	--	7	3	2	32	--	--	--	--
Justin Anderson	--	--	--	--	--	--	--	--	--	--	--	--	--	--	--
Moses Brown	4	--	--	--	4	--	--	--	--	--	3	--	--	--	--
Ed Davis	--	--	--	2	--	--	--	--	--	--	--	--	--	--	--
Tacko Fall	--	--	--	1	--	--	--	--	--	--	--	--	--	--	--
Tim Frazier	--	--	--	--	--	--	--	--	--	--	--	--	--	--	--
Darius Garland	66	42	7	1	29	--	--	9	29	1	--	--	--	--	--
Brandon Goodwin	6	1	--	--	1	--	--	1	1	--	--	--	--	--	--
Luke Kornet	--	--	--	--	--	--	--	--	--	--	--	--	--	--	--
Caris LeVert	14	2	1	--	--	--	--	1	--	--	--	--	--	--	--
Kevin Love	53	15	2	18	--	--	--	--	--	--	15	--	--	--	--
Lauri Markkanen	48	17	1	3	--	--	--	3	3	--	--	--	--	--	--
Evan Mobley	57	12	1	22	--	--	--	16	2	21	--	--	--	--	--
RJ Nembhard Jr.	--	--	--	--	--	--	--	--	--	--	--	--	--	--	--
Malik Newman	--	--	--	--	--	--	--	--	--	--	--	--	--	--	--
Isaac Okoro	26	4	--	--	--	--	--	3	--	--	--	--	--	--	--
Cedi Osman	35	9	--	--	1	--	--	3	--	--	--	--	--	--	--
Kevin Pangos	--	--	--	--	--	--	--	--	--	--	--	--	--	--	--
Rajon Rondo	5	--	--	--	2	--	--	1	1	--	--	--	--	--	--
Ricky Rubio	20	6	1	1	5	--	--	7	5	--	--	--	--	--	--
Trevon Scott	--	--	--	--	--	--	--	--	--	--	--	--	--	--	--
Collin Sexton	8	3	1	--	--	--	--	1	--	--	--	--	--	--	--
Lamar Stevens	11	1	--	--	--	--	--	1	2	--	--	--	--	--	--
Denzel Valentine	1	--	--	--	--	--	--	--	--	--	--	--	--	--	--
Dean Wade	11	--	--	1	--	--	--	3	1	--	--	--	--	--	--
Dylan Windler	1	--	--	--	--	--	--	--	--	--	--	--	--	--	--

NUMBER OF TIMES LEADING TEAM IN . . . (INCLUDES TIES)	PTS		REB		AST		BLK		STL		MIN
	10+	20+	10+	20+	10+	20+	10+	20+	10+	20+	
Jarrett Allen	10	34	--	31	16	9	--	--	--	--	--
Justin Anderson	--	--	--	--	--	1	--	--	--	--	--
Moses Brown	--	4	--	4	1	--	--	--	--	--	--
Ed Davis	--	2	--	8	--	--	--	--	--	--	--
Tacko Fall	--	--	--	3	--	--	--	--	--	--	--
Tim Frazier	--	--	--	--	--	--	--	--	--	--	--
Darius Garland	36	1	51	5	24	30	--	--	--	--	--
Brandon Goodwin	1	--	6	1	9	2	--	--	--	--	--
Luke Kornet	--	--	--	--	--	--	--	--	--	--	--
Caris LeVert	2	--	3	2	5	3	--	--	--	--	--
Kevin Love	11	20	1	8	6	1	--	--	--	--	--
Lauri Markkanen	6	4	--	9	12	3	--	--	--	--	--
Evan Mobley	4	22	1	46	14	25	--	--	--	--	--
RJ Nembhard Jr.	--	--	--	2	--	--	--	--	--	--	--
Malik Newman	--	--	--	--	--	--	--	--	--	--	--
Isaac Okoro	1	1	--	7	12	2	--	--	--	--	--
Cedi Osman	4	--	2	6	15	2	--	--	--	--	--
Kevin Pangos	--	--	1	2	1	--	--	--	--	--	--
Rajon Rondo	--	--	6	1	4	--	--	--	--	--	--
Ricky Rubio	6	1	16	5	15	2	--	--	--	--	--
Trevon Scott	--	--	--	--	--	--	--	--	--	--	--
Collin Sexton	2	--	--	2	3	2	--	--	--	--	--
Lamar Stevens	2	--	--	6	9	--	--	--	--	--	--
Denzel Valentine	--	2	--	1	1	--	--	--	--	--	--
Dean Wade	--	1	1	4	7	1	--	--	--	--	--
Dylan Windler	--	1	--	2	2	--	--	--	--	--	--

STARTING LINEUPS							
LAST USED	GAME	FORWARD	FORWARD	CENTER	GUARD	GUARD	RECORD
10/23	vs. Hawks	Lauri Markkanen	Evan Mobley	Jarrett Allen	Ricky Rubio	Collin Sexton	1-1
11/1	at Hornets	Lauri Markkanen	Evan Mobley	Jarrett Allen	Darius Garland	Collin Sexton	3-3
11/7	at Knicks	Evan Mobley	Dean Wade	Jarrett Allen	Darius Garland	Collin Sexton	3-0
11/15	vs. Celtics	Isaac Okoro	Dean Wade	Evan Mobley	Darius Garland	Ricky Rubio	0-1
11/18	vs. Warriors	Isaac Okoro	Dean Wade	Ed Davis	Darius Garland	Ricky Rubio	0-2
12/15	vs. Rockets	Lauri Markkanen	Dean Wade	Jarrett Allen	Darius Garland	Isaac Okoro	1-2
12/18	at Bucks	Lauri Markkanen	Dean Wade	Jarrett Allen	Darius Garland	Lamar Stevens	1-0
12/22	at Celtics	Lauri Markkanen	Dean Wade	Tacko Fall	Darius Garland	Ricky Rubio	0-1
12/26	vs. Raptors	Lauri Markkanen	Dean Wade	Kevin Love	Darius Garland	Ricky Rubio	1-0
12/28	at Pelicans	Lauri Markkanen	Dean Wade	Evan Mobley	Isaac Okoro	Ricky Rubio	0-1
12/30	at Wizards	Lauri Markkanen	Evan Mobley	Kevin Love	Isaac Okoro	Kevin Pangos	0-1
1/2	vs. Pacers	Lauri Markkanen	Evan Mobley	Jarrett Allen	Isaac Okoro	Kevin Pangos	1-1
1/15	at Thunder	Lauri Markkanen	Evan Mobley	Jarrett Allen	Darius Garland	Lamar Stevens	5-2
1/24	vs. Knicks	Evan Mobley	Dean Wade	Ed Davis	Darius Garland	Isaac Okoro	1-0
1/31	vs. Pelicans	Evan Mobley	Dean Wade	Jarrett Allen	Isaac Okoro	Cedi Osman	1-0
2/4	at Hornets	Evan Mobley	Isaac Okoro	Jarrett Allen	Brandon Goodwin	Cedi Osman	1-1
2/6	vs. Pacers	Evan Mobley	Dean Wade	Jarrett Allen	Brandon Goodwin	Isaac Okoro	1-0
2/11	at Pacers	Evan Mobley	Dean Wade	Jarrett Allen	Caris LeVert	Isaac Okoro	1-0
2/12	at 76ers	Evan Mobley	Dean Wade	Jarrett Allen	Darius Garland	Caris LeVert	0-1
2/15	at Hawks	Evan Mobley	Dean Wade	Jarrett Allen	Darius Garland	Isaac Okoro	4-3
2/24	at Pistons	Lauri Markkanen	Evan Mobley	Jarrett Allen	Isaac Okoro	Rajon Rondo	0-1
2/28	vs. Timberwolves	Lauri Markkanen	Evan Mobley	Jarrett Allen	Brandon Goodwin	Isaac Okoro	1-1
3/6	vs. Raptors	Lauri Markkanen	Evan Mobley	Jarrett Allen	Darius Garland	Isaac Okoro	11-5
3/11	at Heat	Lauri Markkanen	Dean Wade	Evan Mobley	Darius Garland	Isaac Okoro	1-1
3/12	at Bulls	Kevin Love	Dean Wade	Evan Mobley	Darius Garland	Isaac Okoro	0-1
3/21	vs. Lakers	Lauri Markkanen	Lamar Stevens	Evan Mobley	Darius Garland	Isaac Okoro	3-2
3/24	at Raptors	Kevin Love	Lauri Markkanen	Evan Mobley	Darius Garland	Isaac Okoro	0-1
4/5	at Magic	Caris LeVert	Lauri Markkanen	Moses Brown	Darius Garland	Isaac Okoro	1-4
4/10	vs. Bucks	Caris LeVert	Lauri Markkanen	Evan Mobley	Darius Garland	Isaac Okoro	2-2





GAMES MISSED DUE TO INJURIES/SUSPENSIONS			
NAME	INJURY/ILLNESS	DATES OUT	GAMES MISSED
Jarrett Allen	Illness	11/15 through 11/18/21; 1/24	4
	Health And Safety Protocols	12/22 through 12/28/21	3
	Inactive – Return To Competition Reconditioning	12/30	1
	Left 3rd Finger; Fracture	3/11 through 4/10/22	17
Ed Davis	Health And Safety Protocols	12/22 through 12/28/21	3
Darius Garland	Left Ankle; Sprain	10/22 through 10/23/21	2
	Health And Safety Protocols	12/28/21 through 1/2/22	4
	Low Back; Soreness	1/31 through 2/6/22; 2/11; 2/24 through 2/28/22	8
Caris LeVert	Right Foot; Sprain	2/24 through 3/6/22; 3/11 through 3/12/22	8
Kevin Love	Health And Safety Protocols	11/1 through 11/12/21	6
	Inactive – Return To Competition Reconditioning	11/13 through 11/15/21	2
Lauri Markkanen	Health And Safety Protocols	11/3 through 11/13/21	6
	Inactive – Return To Competition Reconditioning	11/15 through 11/18/21	3
	Right Ankle; Sprain	1/24 through 2/15/22	11
	Right Ankle; Soreness	3/12	1
Evan Mobley	Right Elbow Sprain	11/17 through 11/24/21	4
	Right Hip; Soreness	12/15	1
	Health And Safety Protocols	12/18 through 12/26/21	3
	Left Ankle; Sprain	3/30 through 4/5/22	5
RJ Nembhard Jr.	Health And Safety Protocols	12/22	1
	Inactive - Ineligible To Play	1/30	1
	Illness	3/26	1
Malik Newman	Inactive - G League On Assignment	1/4	1
Isaac Okoro	Left Hamstring; Strain	10/27 through 11/7/21	7
	Health And Safety Protocols	12/18 through 12/22/21	2
	Inactive – Return To Competition Reconditioning	12/26	1
	Left Elbow; Sprain	1/4 through 1/14/22	6
Cedi Osman	Low Back; Spasms	11/18 through 11/22/21	2
	Low Back; Soreness	11/29 through 12/3/21	3
	Health And Safety Protocols	12/26/21 through 1/4/22	6
Kevin Pangos	Inactive - Personal	10/29 through 11/1/21	3
Rajon Rondo	Inactive – Return To Competition Reconditioning	1/4	1
	Right Hamstring; Soreness	1/12 through 1/22/22	6
	Right Great Toe; Sprain	2/26 through 3/6/22	5
	Right Ankle; Sprain	3/14 through 4/2/22	11
Ricky Rubio	Left Knee; Injury	12/30	1
	Left Knee; ACL Tear	12/31/21 through 2/6/22	19
Collin Sexton	Left Knee; Meniscal Tear	11/10/21 through 3/6/22; 3/11 through 4/10/22	70
Lamar Stevens	Right Ankle; Sprain	11/13 through 11/24/21	6
	Health And Safety Protocols	12/22 through 12/28/21	3
	Left Knee; Soreness	1/17 through 1/19/22	2
Denzel Valentine	Personal	12/31/21 through 1/2/22	2
Dean Wade	Right Ankle; Sprain	10/20	1
	Left Calf; Strain	11/27	1
	Right Calf; Strain	11/29 through 12/6/21	5
	Right Knee; Soreness	3/14 through 3/28/22	8
	Right Knee; Surgery	3/30 through 4/8/22	6
	Left Knee; Surgery	4/10	1
Dylan Windler	Right Hip; Strain	10/20 through 10/23/21	3
	Inactive - G League On Assignment	12/6; 12/10 through 12/11/21; 2/24 through 2/28/22; 3/4 through 3/6/22; 3/11 through 3/12/22	10
	Health And Safety Protocols	12/22 through 12/28/21	3
	Left Knee; Soreness	1/2	1
TOTAL GAMES MISSED			291





	CLEVELAND CAVALIERS		OPPONENTS	
Points	41	Darius Garland at IND 03/08/2022	44	Joel Embiid vs. PHI 04/03/2022
Points in a Quarter	21	Darius Garland (4th) at IND 03/08/2022	20	Luka Dončić (3rd) vs. DAL 03/30/2022
			20	Stephen Curry (4th) vs. GSW 11/18/2021
Points in a Half	31	Darius Garland (2nd) at IND 03/08/2022	27	Joel Embiid (2nd) vs. PHI 04/03/2022
Field Goals	14	Darius Garland at IND 03/08/2022	17	LeBron James vs. LAL 03/21/2022
			17	Ja Morant at MEM 10/20/2021
Field Goal Attempts	27	Darius Garland vs. BKN 11/22/2021	29	LeBron James vs. LAL 03/21/2022
			29	Ja Morant at MEM 10/20/2021
Field Goal Percentage	1.000	Jarrett Allen (11-11) at MEM 10/20/2021	1.000	D.J. Augustin (7-7) vs. LAL 03/21/2022
3-PT Field Goal	8	Kevin Love vs. MIL 04/10/2022	9	Stephen Curry vs. GSW 11/18/2021
	8	Ricky Rubio at NYK 11/07/2021		
3-PT FG Attempts	14	Kevin Love at CHA 02/04/2022	16	Stephen Curry vs. GSW 11/18/2021
	14	Cedi Osman vs. MIL 01/26/2022		
	14	Kevin Love vs. ATL 12/31/2021		
3-PT FG Percentage	1.000	Darius Garland (4-4) vs. DAL 03/30/2022	1.000	D.J. Augustin (6-6) vs. LAL 03/21/2022
	1.000	Isaac Okoro (4-4) vs. LAL 03/21/2022		
Free Throws	15	Darius Garland at MIA 03/11/2022	17	Joel Embiid vs. PHI 04/03/2022
Free Throw Attempts	16	Darius Garland at MIA 03/11/2022	20	Joel Embiid vs. PHI 04/03/2022
Free Throw Percentage	1.000	Darius Garland (9-9) at IND 03/08/2022	1.000	James Harden (12-12) at BKN 11/17/2021
Offensive Rebounds	11	Jarrett Allen at CHA 02/04/2022	11	Clint Capela vs. ATL 12/31/2021
Defensive Rebounds	14	Jarrett Allen vs. POR 11/03/2021	16	Nikola Jokic at DEN 10/25/2021
Total Rebounds	22	Jarrett Allen at CHA 02/04/2022	23	Clint Capela vs. ATL 12/31/2021
Assists	19	Darius Garland at PHI 03/04/2022	14	James Harden vs. BKN 11/22/2021
			14	Draymond Green vs. GSW 11/18/2021
Steals	5	Evan Mobley at IND 03/08/2022	6	Matisse Thybulle at PHI 02/12/2022
	5	Ricky Rubio vs. DET 11/12/2021	6	Killian Hayes vs. DET 11/12/2021
Blocks	5	Evan Mobley vs. CHI 12/08/2021	6	Mo Bamba at ORL 04/05/2022
	5	Jarrett Allen at MIA 12/01/2021		
Minutes	46:04	Lauri Markkanen vs. LAC 03/14/2022	44:51	Terance Mann vs. LAC 03/14/2022
Points in Paint	26	Jarrett Allen at WAS 12/03/2021	30	Nikola Jokic vs. DEN 03/18/2022
			30	Ja Morant at MEM 10/20/2021
Second Chance Points	11	Jarrett Allen at TOR 11/05/2021	9	Andre Drummond at BKN 04/08/2022
			9	Joel Embiid vs. PHI 04/03/2022
			9	Oshae Brissett at IND 02/11/2022
			9	Stephen Curry at GSW 01/09/2022
			9	Norman Powell at POR 01/07/2022
Fast Break Points	11	Isaac Okoro vs. NYK 01/24/2022	12	Lonzo Ball vs. CHI 12/08/2021

CAVALIERS HIGHS	CAVALIERS LOWS	CATEGORY	OPPONENTS HIGHS	OPPONENTS LOWS
144 vs. TOR 12/26/2021	82 at GSW 01/09/2022	Points	132 at MEM 10/20/2021	78 vs. DET 11/12/2021
46 vs. MIL 04/10/2022	9 vs. BOS 11/13/2021	Points/1st Qtr.	47 at IND 02/11/2022	14 at LAC 10/27/2021
45 vs. SAC 12/11/2021	15 at PHX 10/30/2021	Points/2nd Qtr.	42 vs. PHI 03/16/2022	15 at CHA 02/04/2022
81 vs. SAC 12/11/2021	35 vs. CHI 03/26/2022	Points/1st Half	74 at IND 02/11/2022	37 vs. BOS 11/15/2021
46 vs. TOR 12/26/2021	14 (2) vs. TOR 03/06/2022	Points/3rd Qtr.	40 vs. ATL 12/31/2021	11 vs. DET 11/12/2021
37 (3) at IND 03/08/2022	8 vs. GSW 11/18/2021	Points/4th Qtr.	38 at MEM 10/20/2021	15 (2) vs. BOS 11/13/2021
72 vs. TOR 12/26/2021	35 vs. GSW 11/18/2021	Points/2nd Half	70 vs. ATL 12/31/2021	37 (2) vs. DET 11/12/2021
56 vs. TOR 12/26/2021	31 vs. BOS 11/13/2021	Field Goals	53 (2) vs. LAL 03/21/2022	29 vs. DET 11/12/2021
106 vs. TOR 12/26/2021	68 at MIA 12/01/2021	Field Goal Attempts	101 at CHA 11/01/2021	75 (2) vs. CHI 03/26/2022
.571 vs. ATL 12/31/2021	.383 vs. BOS 11/13/2021	Field Goal Percentage	.564 vs. LAL 03/21/2022	.356 at LAC 10/27/2021
22 vs. TOR 12/26/2021	3 at LAC 10/27/2021	3-PT Field Goal	20 vs. UTA 12/05/2021	5 (2) vs. CHI 03/26/2022
52 vs. TOR 12/26/2021	19 at DAL 11/29/2021	3-PT FG Attempts	48 vs. UTA 12/05/2021	21 (2) vs. CHI 03/26/2022
.543 at NYK 11/07/2021	.150 at LAC 10/27/2021	3-PT FG Percentage	.500 at IND 03/08/2022	.172 vs. HOU 12/15/2021
29 vs. MIN 02/28/2022	6 (2) vs. DET 11/12/2021	Free Throws	35 vs. PHI 04/03/2022	5 (3) vs. WAS 02/26/2022
38 at CHA 11/01/2021	7 at PHX 10/30/2021	Free Throw Attempts	42 vs. PHI 04/03/2022	6 vs. WAS 02/26/2022
.950 at MIL 12/06/2021	.514 vs. OKC 01/22/2022	Free Throw Percentage	1.000 (2) vs. WAS 11/10/2021	.400 at DAL 11/29/2021
17 at CHA 11/01/2021	4 vs. CHA 03/02/2022	Offensive Rebounds	22 at GSW 01/09/2022	3 (2) at PHI 03/04/2022
43 (4) vs. TOR 03/06/2022	20 at LAL 10/29/2021	Defensive Rebounds	45 at MIL 12/06/2021	19 at MIA 12/01/2021
69 (2) at CHA 11/01/2021	40 vs. CHA 10/22/2021	Total Rebounds	65 vs. ATL 10/23/2021	35 at PHI 03/04/2022
39 (2) vs. MIL 04/10/2022	12 at LAC 10/27/2021	Assists	36 vs. GSW 11/18/2021	11 at UTA 01/12/2022
13 (2) at IND 03/08/2022	1 vs. ATL 12/31/2021	Steals	16 at GSW 01/09/2022	3 at NOP 12/28/2021
28 vs. PHI 04/03/2022	8 vs. UTA 12/05/2021	Fouls	26 vs. MIN 02/28/2022	10 vs. DET 11/12/2021
22 vs. OKC 01/22/2022	7 (2) at OKC 01/15/2022	Turnovers	23 vs. DET 11/12/2021	2 vs. ATL 12/31/2021
14 at MIA 12/01/2021	0 (2) at CHA 02/04/2022	Blocks	12 at CHA 11/01/2021	1 (5) vs. ORL 03/28/2022
70 at IND 03/08/2022	28 vs. BOS 11/15/2021	Points in Paint	70 at MEM 10/20/2021	26 vs. IND 01/02/2022
26 vs. TOR 03/06/2022	4 vs. PHI 04/03/2022	Second Chance Points	25 at BKN 04/08/2022	2 at UTA 01/12/2022
27 (2) vs. MIL 04/10/2022	0 (2) vs. IND 01/02/2022	Fast Break Points	24 at PHX 10/30/2021	0 vs. LAC 03/14/2022
47 vs. TOR 12/26/2021	0 at ATL 03/31/2022	Biggest Lead	33 at ATL 03/31/2022	0 (7) vs. MIL 04/10/2022
71 vs. MIL 04/10/2022	20 (4) vs. CHI 03/26/2022	Bench Points	66 at ORL 04/05/2022	8 vs. TOR 03/06/2022
34 vs. TOR 12/26/2021	4 at UTA 01/12/2022	Points Off Turnovers	35 vs. MIN 02/28/2022	2 vs. NOP 01/31/2022





## TEAM RECORD

	RECORD	HOME	ROAD	OT
OVERALL	44-38	25-16	19-22	2-0
ATLANTIC	8-10	5-4	3-6	--
CENTRAL	10-6	7-1	3-5	--
SOUTHEAST	9-9	5-4	4-5	--
EASTERN	27-25	17-9	10-16	--
SOUTHWEST	5-5	3-2	2-3	--
NORTHWEST	8-2	3-2	5-0	1-0
PACIFIC	4-6	2-3	2-3	1-0
WESTERN	17-13	8-7	9-6	2-0

## TEAM WINNING &amp; LOSING STREAKS

LONG:	OVERALL	HOME	ROAD
Win	12/8/2021 — 12/18/2021 (6)	1/17/2022 — 2/26/2022 (8)	1/10/2022 — 1/15/2022 (4)
Loss	11/15/2021 — 11/24/2021 (5)	11/15/2021 — 11/24/2021 (4)	3/11/2022 — 3/31/2022 (4)

\*showing most recent streaks

## AFTER 82 GAMES: W44, L38

MARGIN	1	2	3	4	5	6	7	8	9	10	11	12	13	14	15	16	17	18	19	20	21	22	23
Won By:	3	2	5	2	2	3	3	1	1	1	1	5	1	1	1	1	2	3		2			1
Lost By:	1		3	5	4	2		3	1	5	5	2	2	1	1		1				1		

MARGIN	24	25	26	27	28	29	30	31	32	33	34	35	36	37	38	39	40	41	42	43	44	45	46
Won By:			1			1						1										1	
Lost By:	1																						

AT START OF:	OVERALL	HOME	ROAD	FG%:	OVERALL	HOME	ROAD
2nd-Ahead:	28-18	14-9	14-9	-44%	9-15	6-5	3-10
-Behind:	15-18	10-7	5-11	45-49%	18-13	12-6	6-7
-Tied:	1-2	1-0	0-2	50-54%	9-9	4-4	5-5
3rd-Ahead:	30-14	16-9	14-5	55-59%	8-1	3-1	5-0
-Behind:	12-23	8-7	4-16	+60%	0-0	0-0	0-0
-Tied:	2-1	1-0	1-1				
4th-Ahead:	33-9	19-4	14-5				
-Behind:	11-29	6-12	5-17				
-Tied:	0-0	0-0	0-0				





TEAM TREND	HOME	AWAY	TTL	LAST GAME	TEAM TREND	HOME	AWAY	TTL	LAST GAME	PLAYER TREND	HOME	AWAY	TTL	LAST GAME
<4 Cavaliers w/ 10+ pts	0-1	1-1	1-2	vs. CHA 3/2/22	Cavaliers shoot 50.0% or better	7-5	9-5	16-10	vs. MIL 4/10/22	Kevin Love w/35+ pts	0-1	0-0	0-1	vs. ATL 12/31/21
4+ Cavaliers w/ 10+ pts	25-15	18-21	43-36	vs. MIL 4/10/22	Opp shoots 50.0% or better	1-7	1-7	2-14	@ ORL 4/5/22	Kevin Love w/30+ pts	1-1	0-0	1-1	vs. MIL 4/10/22
5+ Cavaliers w/ 10+ pts	20-12	15-12	35-24	vs. MIL 4/10/22	Cavaliers shoot 45.0% or better	16-9	16-10	32-19	vs. MIL 4/10/22	Kevin Love w/25+ pts	2-2	1-0	3-2	vs. MIL 4/10/22
6+ Cavaliers w/ 10+ pts	9-4	9-5	18-9	@ ORL 4/5/22	Cavaliers shoot 44.0% or below	6-5	3-10	9-15	@ ATL 3/31/22	Kevin Love w/20+ pts	6-2	3-4	9-6	vs. MIL 4/10/22
7+ Cavaliers w/ 10+ pts	1-0	3-1	4-1	@ NYK 4/2/22	Cavaliers shoot 40.0% or below	2-2	1-4	3-6	vs. WAS 2/26/22	Kevin Love w/15+ pts	11-4	8-7	19-11	vs. MIL 4/10/22
8+ Cavaliers w/ 10+ pts	0-0	0-0	0-0		Opp shoots 45.0% or better	5-12	5-19	10-31	@ BKN 4/8/22	Kevin Love w/10+ pts	18-7	13-15	31-22	vs. MIL 4/10/22
Cavaliers no 20+ pt scorer	0-0	1-1	1-1	@ SAC 1/10/22	Opp shoots 40.0% or below	9-0	5-0	14-0	vs. TOR 3/6/22	Kevin Love w/10+ FTA	0-1	0-0	0-1	vs. ATL 12/31/21
Opp no 20+ pt scorer	5-0	4-0	9-0	vs. ORL 3/28/22	Cavaliers w/10+ 3-pointers made	19-11	12-12	31-23	vs. MIL 4/10/22	Kevin Love w/10+ REB	5-3	2-8	7-11	vs. MIL 4/10/22
2+ Cavaliers w/20+ pt scorer	11-7	11-9	22-16	vs. MIL 4/10/22	Opp w/10+ 3-pointers made	13-13	16-19	29-32	vs. MIL 4/10/22	Kevin Love w/3+ 3FGM	16-5	6-6	22-11	vs. MIL 4/10/22
2+ Opp w/20+ pt scorer	11-9	2-14	13-23	vs. MIL 4/10/22	Cavaliers w/15+ 3-pointers made	7-3	5-3	12-6	vs. MIL 4/10/22	Kevin Love w/double-double	4-1	2-8	6-9	vs. MIL 4/10/22
3+ Cavaliers w/20+ pt scorer	3-2	1-3	4-5	vs. DEN 3/18/22	Opp w/15+ 3-pointers made	1-6	6-4	7-10	@ ORL 4/5/22	Cedi Osman w/25+ pts	0-1	0-0	0-1	vs. BOS 11/15/21
3+ Opp w/20+ pt scorer	3-2	0-5	3-7	vs. MIL 4/10/22	Cavaliers 3FG% 40.0% or better	9-4	8-2	17-6	vs. MIL 4/10/22	Cedi Osman w/20+ pts	2-3	1-3	3-6	@ ATL 3/31/22
Cavaliers w/30+ pt scorer	3-5	4-2	7-7	vs. MIL 4/10/22	Opp 3FG% 40.0% or better	5-5	7-12	12-17	vs. MIL 4/10/22	Cedi Osman w/15+ pts	8-3	3-4	11-7	vs. MIL 4/10/22
Opp w/30+ pt scorer	4-9	2-11	6-20	@ BKN 4/8/22	Cavaliers FT% 80.0 or better	10-5	12-11	22-16	vs. ORL 3/28/22	Cedi Osman w/10+ pts	11-4	9-11	20-15	vs. MIL 4/10/22
All 5 Starters w/10+ pts	3-2	6-2	9-4	@ NYK 4/2/22	Opp FT% 80.0 or better	6-12	4-14	10-26	@ BKN 4/8/22	Cedi Osman w/10+ asts	1-0	0-0	1-0	vs. NOP 1/31/22
Opp 5 Starters w/10+ pts	3-1	0-2	3-3	@ BKN 4/8/22	Cavaliers FT% below 70.0	8-4	3-8	11-12	@ ORL 4/5/22	Cedi Osman w/3+ 3FGM	5-3	4-6	9-9	@ ORL 4/5/22
2+ reserves w/10+ pts	12-6	9-9	21-15	vs. MIL 4/10/22	Opp FT% below 70.0	11-0	9-4	20-4	@ ORL 4/5/22	Cedi Osman w/3+ stls	1-0	1-1	2-1	@ MIN 12/10/21
Opp 2+ reserves w/10+ pts	9-9	12-8	21-17	vs. MIL 4/10/22	Cavaliers FTM >= Opp FTA	12-7	13-6	25-13	@ ORL 4/5/22	Darius Garland w/40+ pts	0-0	1-0	1-0	@ IND 3/8/22
3+ reserves w/10+ pts	3-1	2-0	5-1	@ IND 2/11/22	Opp FTM >= Cavaliers FTA	6-2	4-6	10-8	vs. MIL 4/10/22	Darius Garland w/35+ pts	0-0	1-0	1-0	@ IND 3/8/22
Opp 3+ reserves w/10+ pts	2-3	5-2	7-5	@ ORL 4/5/22	Cavaliers FG% >= Opp FG%	19-4	16-4	35-8	vs. MIL 4/10/22	Darius Garland w/30+ pts	0-2	3-2	3-4	@ BKN 4/8/22
Cavaliers <20 pts. in 1st qtr	6-1	0-3	6-4	@ BKN 4/8/22	Opp FG% >= Cavaliers FG%	4-12	2-16	6-28	@ ORL 4/5/22	Darius Garland w/25+ pts	4-7	5-7	9-14	@ BKN 4/8/22
Opp <20 pts. in 1st qtr	5-1	2-0	7-1	vs. DEN 3/18/22	Cavaliers w/30+ FTA	2-3	2-1	4-4	vs. PHI 4/3/22	Darius Garland w/20+ pts	13-10	8-11	21-21	@ BKN 4/8/22
Cavaliers w/30+ pts in 1st qtr	9-8	9-9	18-17	vs. MIL 4/10/22	Opp w/30+ FTA	2-1	1-2	3-3	vs. MIL 4/10/22	Darius Garland w/15+ pts	18-13	13-14	31-27	@ BKN 4/8/22
Opp w/30+ pts in 1st qtr	5-5	5-11	10-16	@ BKN 4/8/22	Cavaliers w/20+ asts	23-14	18-18	41-32	vs. MIL 4/10/22	Darius Garland w/10+ pts	20-13	16-17	36-30	vs. MIL 4/10/22
Cavaliers under 50 pts 1st half	5-4	3-7	8-11	vs. CHI 3/26/22	Opp w/20+ asts	19-16	14-22	33-38	vs. MIL 4/10/22	Darius Garland w/10+ FTA	0-2	0-1	0-3	vs. CHI 3/26/22
Opp under 50 pts 1st half	12-3	10-2	22-5	vs. MIL 4/10/22	Cavaliers w/25+ asts	18-6	13-10	31-16	vs. MIL 4/10/22	Darius Garland w/10+ REB	0-0	1-0	1-0	@ UTA 1/12/22
Cavaliers 50+ pts 1st half	20-12	16-15	36-27	vs. MIL 4/10/22	Opp w/25+ asts	7-9	4-13	11-22	vs. MIL 4/10/22	Darius Garland w/15+ asts	0-1	1-1	1-2	vs. LAL 3/21/22
Opp 50+ pts 1st half	13-13	9-20	22-33	@ BKN 4/8/22	Cavaliers w/30+ asts	3-0	4-3	7-3	vs. MIL 4/10/22	Darius Garland w/10+ asts	11-4	7-7	18-11	@ ORL 4/5/22
Cavaliers 60+ pts in 1st half	10-6	10-4	20-10	vs. MIL 4/10/22	Opp w/30+ asts	2-6	1-2	3-8	@ BKN 4/8/22	Darius Garland w/3+ 3FGM	12-8	7-8	19-16	vs. MIL 4/10/22
Opp 60+ pts in 1st half	3-7	3-8	6-15	@ BKN 4/8/22	Cavaliers asts >= Opp asts	17-4	13-7	30-11	vs. MIL 4/10/22	Darius Garland w/3+ stls	3-3	1-2	4-5	vs. PHI 4/3/22
Cavaliers lead by 10+ pts	18-10	16-7	34-17	vs. MIL 4/10/22	Opp asts >= Cavaliers asts	7-12	5-15	12-27	@ BKN 4/8/22	Darius Garland w/double-double	11-4	7-7	18-11	@ ORL 4/5/22
Opp leads by 10+ pts	7-10	5-19	12-29	@ BKN 4/8/22	Cavaliers w/12 or fewer TOs	11-7	6-9	17-16	vs. ORL 3/28/22	Darius Garland w/triple-double	0-0	1-0	1-0	@ UTA 1/12/22
Both teams score 100+ pts	9-11	13-16	22-27	vs. MIL 4/10/22	Opp w/12 or fewer TOs	7-9	9-17	16-26	vs. MIL 4/10/22	Evan Mobley w/30+ pts	1-0	0-0	1-0	vs. LAC 3/14/22
Both teams under 100 pts	7-3	2-1	9-4	vs. CHI 3/26/22	Cavaliers w/20+ TOs	1-1	2-0	3-1	vs. MIN 2/28/22	Evan Mobley w/25+ pts	2-0	1-1	3-1	vs. DEN 3/18/22
Cavaliers score under 100 pts	7-5	2-6	9-11	vs. CHI 3/26/22	Opp w/20+ TOs	2-0	2-1	4-1	@ IND 2/11/22	Evan Mobley w/20+ pts	4-0	3-5	7-5	vs. DEN 3/18/22
Opp scores under 100 pts	16-3	6-1	22-4	vs. CHI 3/26/22	Cavaliers TO >= Opp TO	8-9	9-17	17-26	@ ORL 4/5/22	Evan Mobley w/15+ pts	14-4	10-11	24-15	vs. MIL 4/10/22
Cavaliers score 100+ pts	18-11	17-16	35-27	vs. MIL 4/10/22	Opp TO >= Cavaliers TO	16-5	10-4	26-9	vs. MIL 4/10/22	Evan Mobley w/10+ pts	19-8	14-16	33-24	vs. MIL 4/10/22
Opp scores 100+ pts	9-13	13-21	22-34	vs. MIL 4/10/22	Cavaliers w/50+ REB	16-7	16-11	32-18	vs. MIL 4/10/22	Evan Mobley w/15+ REB	3-0	0-0	3-0	vs. TOR 3/6/22
Cavaliers score 110+ pts	10-8	13-4	23-12	vs. MIL 4/10/22	Opp w/50+ REB	15-8	10-15	25-23	vs. MIL 4/10/22	Evan Mobley w/10+ REB	11-3	5-3	16-6	vs. MIL 4/10/22
Opp scores 110+ pts	3-11	3-15	6-26	vs. MIL 4/10/22	Cavaliers REB >= Opp REB	16-8	10-7	26-15	vs. MIL 4/10/22	Evan Mobley w/3+ stls	0-0	1-1	1-1	@ IND 3/8/22
Cavaliers score 110+ pts	10-8	13-4	23-12	vs. MIL 4/10/22	Opp REB >= Cavaliers REB	8-7	8-15	16-22	@ BKN 4/8/22	Evan Mobley w/double-double	11-2	5-3	16-5	vs. MIL 4/10/22
Opp scores 110+ pts	3-11	3-15	6-26	vs. MIL 4/10/22	Cavaliers w/10+ more REB than Opp	5-4	7-1	12-5	vs. DET 3/19/22	Lauri Markkanen w/30+ pts	1-0	0-0	1-0	vs. DEN 3/18/22
Cavaliers tied or lead after the 3rd qtr	19-4	14-5	33-9	vs. MIL 4/10/22	Opp w/10+ more REB than CLE	2-1	2-5	4-6	@ BKN 4/8/22	Lauri Markkanen w/25+ pts	1-0	0-2	1-2	@ ORL 4/5/22
Cavaliers tied or lead at halftime	18-9	15-6	33-15	vs. MIL 4/10/22	Cavaliers w/10+ stls	8-2	4-1	12-3	vs. PHI 4/3/22	Lauri Markkanen w/20+ pts	7-1	4-5	11-6	vs. MIL 4/10/22
Cavaliers tied or lead after 1st qtr	15-9	14-11	29-20	vs. MIL 4/10/22	Opp w/10+ stls	10-4	5-6	15-10	vs. DET 3/19/22	Lauri Markkanen w/15+ pts	8-3	8-8	16-11	vs. MIL 4/10/22
Cavaliers trailing after the 3rd qtr	6-12	5-17	11-29	@ ORL 4/5/22	2+ Cavaliers w/double-double	14-5	11-6	25-11	vs. MIL 4/10/22	Lauri Markkanen w/10+ pts	14-11	11-12	25-23	vs. MIL 4/10/22
Cavaliers trailing at halftime	7-7	4-16	11-23	@ BKN 4/8/22	2+ Opp w/double-double	3-7	1-6	4-13	vs. MIL 4/10/22	Lauri Markkanen w/10+ FTA	0-0	0-1	0-1	@ DET 2/24/22
Cavaliers trailing after 1st qtr	10-7	5-11	15-18	@ BKN 4/8/22	3+ Cavaliers w/double-double	7-0	1-1	8-1	@ ORL 4/5/22	Lauri Markkanen w/10+ REB	2-1	0-0	2-1	vs. DEN 3/18/22
1st game Back-to-Back	2-3	4-6	6-9	@ NYK 4/2/22	3+ Opp w/double-double	0-1	0-0	0-1	vs. PHX 11/24/21	Lauri Markkanen w/3+ 3FGM	9-3	5-4	14-7	vs. MIL 4/10/22
2nd game Back-to-Back	5-3	2-5	7-8	vs. PHI 4/3/22	Cavaliers P1TP >= Opp P1TP	13-3	14-10	27-13	vs. MIL 4/10/22	Lauri Markkanen w/3+ stls	1-0	2-0	3-0	vs. DEN 3/18/22
1st game after a win	11-9	14-9	25-18	vs. PHI 4/3/22	Opp P1TP >= Cavaliers P1TP	11-13	3-12	14-25	@ ORL 4/5/22	Lauri Markkanen w/double-double	2-1	0-0	2-1	vs. DEN 3/18/22
1st game after a loss	14-7	5-12	19-19	vs. MIL 4/10/22	Cavaliers 2CP >= Opp 2CP	16-8	13-7	29-15	vs. MIL 4/10/22	Isaac Okoro w/20+ pts	3-0	0-1	3-1	vs. LAC 3/14/22
On Monday	6-4	4-1	10-5	vs. ORL 3/28/22	Opp 2CP >= Cavaliers 2CP	9-8	6-13	15-21	@ BKN 4/8/22	Isaac Okoro w/15+ pts	5-2	2-1	7-3	@ NYK 4/2/22
On Tuesday	0-1	1-3	1-4	@ ORL 4/5/22	Cavaliers FB Pts >= Opp FB Pts	9-9	10-4	19-13	vs. MIL 4/10/22	Isaac Okoro w/10+ pts	10-6	6-4	16-10	@ NYK 4/2/22
On Wednesday	5-5	3-5	8-10	vs. DAL 3/30/22	Opp FB Pts >= Cavaliers FB Pts	14-7	6-18	20-25	@ BKN 4/8/22	Isaac Okoro w/10+ FTA	1-0	0-0	1-0	vs. LAC 3/14/22
On Thursday	0-1	0-4	0-5	@ ATL 3/31/22						Isaac Okoro w/3+ 3FGM	2-3	0-0	2-3	vs. LAL 3/21/22
On Friday	2-2	7-4	9-6	@ BKN 4/8/22						Isaac Okoro w/3+ stls	2-1	0-0	2-1	vs. ORL 3/28/22
On Saturday	7-1	3-3	10-4	@ NYK 4/2/22						Jarrett Allen w/25+ pts	0-1	3-2	3-3	@ CHA 2/4/22
On Sunday	5-2	1-2	6-4	vs. MIL 4/10/22						Jarrett Allen w/20+ pts	1-5	7-3	8-8	@ PHI 3/4/22
January	6-1	5-3	11-4	vs. NOP 1/31/22						Jarrett Allen w/15+ pts	9-7	12-4	21-11	@ PHI 3/4/22
February	3-1	2-4	5-5	vs. MIN 2/28/22						Jarrett Allen w/10+ pts	16-9	16-9	32-18	@ PHI 3/4/22
March	5-5	1-5	6-10	@ ATL 3/31/22						Jarrett Allen w/10+ FTA	1-0	0-0	1-0	vs. SAC 12/11/21
April	1-1	1-2	2-3	vs. MIL 4/10/22						Jarrett Allen w/15+ REB	2-1	7-0	9-1	vs. IND 2/6/22
October	1-1	2-3	3-4	@ PHX 10/30/21						Jarrett Allen w/10+ REB	12-6	14-1	26-7	vs. CHA 3/2/22
November	4-5	4-1	8-6	@ DAL 11/29/21						Jarrett Allen w/3+ stls	1-0	0-1	1-1	vs. WAS 2/26/22
December	5-2	4-4	9-6	vs. ATL 12/31/21						Jarrett Allen w/double-double	12-6	14-0	26-6	vs. CHA 3/2/22





DATE	OPPONENT	H-R	W-L	SCORE CLE-OPP	HOME RECORD	ROAD RECORD	TOTAL RECORD	CAVALIERS HI SCORER	CAVALIERS PT HI REBR	CAVALIERS RB HI ASSISTS	OPPONENT AST HI SCORER	PT	ATTEND
10/20/2021	at Grizzlies	R	L	121-132	0-0	0-1	0-1	J. Allen	25 E. Mobley/L. Markkanen	9 D. Garland	12 J. Morant	37	15,975
10/22/2021	Hornets	H	L	112-123	0-1	0-1	0-2	C. Sexton	33 K. Love	11 R. Rubio	10 M. Bridges	30	17,116
10/23/2021	Hawks	H	W	101-95	1-1	0-1	1-2	R. Rubio	23 J. Allen	14 R. Rubio	8 T. Young	24	16,846
10/25/2021	at Nuggets	R	W	99-87	1-1	1-1	2-2	K. Love	22 J. Allen	16 R. Rubio	8 N. Jokic	24	14,221
10/27/2021	at Clippers	R	W	92-79	1-1	2-1	3-2	C. Sexton	26 E. Mobley/K. Love	10 D. Garland	6 N. Batum/R. Jackson	16	13,276
10/29/2021	at Lakers	R	L	101-113	1-1	2-2	3-3	E. Mobley	23 J. Allen	9 D. Garland	11 L. James	26	18,997
10/30/2021	at Suns	R	L	92-101	1-1	2-3	3-4	C. Osman	20 K. Love	12 D. Garland	5 D. Booker	27	14,516
11/01/2021	at Hornets	R	W	113-110	1-1	3-3	4-4	J. Allen	24 J. Allen	16 R. Rubio	8 L. Ball	30	13,889
11/03/2021	Trail Blazers	H	W	107-104	2-1	3-3	5-4	J. Allen	24 J. Allen	17 D. Garland	10 D. Lillard	26	16,231
11/05/2021	at Raptors	R	W	102-101	2-1	4-3	6-4	D. Garland	21 J. Allen	15 D. Garland	8 O. Anunoby	23	19,800
11/07/2021	at Knicks	R	W	126-109	2-1	5-3	7-4	R. Rubio	37 J. Allen	17 R. Rubio	10 J. Randle	19	19,040
11/10/2021	Wizards	H	L	94-97	2-2	5-3	7-5	R. Rubio	20 J. Allen	10 R. Rubio	5 K. Kuzma/M. Harrell	22	18,056
11/12/2021	Pistons	H	W	98-78	3-2	5-3	8-5	D. Garland	21 I. Okoro	9 R. Rubio	9 J. Grant	16	17,095
11/13/2021	Celtics	H	W	91-89	4-2	5-3	9-5	D. Garland	22 E. Mobley	9 R. Rubio	7 D. Schroder	28	19,432
11/15/2021	Celtics	H	L	92-98	4-3	5-3	9-6	R. Rubio	28 D. Valentine/E. Mobley	9 E. Mobley/C. Osman	5 J. Tatum	23	17,186
11/17/2021	at Nets	R	L	99-109	4-3	5-4	9-7	R. Rubio	25 E. Davis	11 D. Garland	6 J. Harden	27	16,922
11/18/2021	Warriors	H	L	89-104	4-4	5-4	9-8	D. Garland	25 E. Davis	14 D. Garland/D. Wade/R. Rubio	5 S. Curry	40	19,432
11/22/2021	Nets	H	L	112-117	4-5	5-4	9-9	D. Garland	24 J. Allen	15 D. Garland	11 K. Durant	27	17,387
11/24/2021	Suns	H	L	115-120	4-6	5-4	9-10	J. Allen	25 L. Markkanen/J. Allen	11 D. Garland	7 D. Booker	35	18,055
11/27/2021	Magic	H	W	105-92	5-6	5-4	10-10	D. Garland	26 J. Allen	11 D. Garland	11 W. Carter Jr.	19	18,248
11/29/2021	at Mavericks	R	W	114-96	5-6	6-4	11-10	J. Allen	28 J. Allen	14 D. Garland	9 L. Dončić	25	19,229
12/01/2021	at Heat	R	W	111-85	5-6	7-4	12-10	K. Love	22 E. Mobley/J. Allen	11 D. Garland	7 T. Herro	21	19,600
12/03/2021	at Wizards	R	W	116-101	5-6	8-4	13-10	D. Garland	32 J. Allen	13 D. Garland	10 D. Avdija	16	17,227
12/05/2021	Jazz	H	L	108-109	5-7	8-4	13-11	D. Garland	31 E. Mobley	11 D. Garland	5 D. Mitchell	35	18,113
12/06/2021	at Bucks	R	L	104-112	5-7	8-5	13-12	J. Allen	25 J. Allen	9 D. Garland/R. Rubio	9 G. Antetokounmpo	27	17,341
12/08/2021	Bulls	H	W	115-92	6-7	8-5	14-12	D. Garland	24 J. Allen	12 R. Rubio	9 Z. LaVine	23	17,707
12/10/2021	at Timberwolves	R	W	123-106	6-7	9-5	15-12	J. Allen	21 K. Love	13 D. Garland	12 K. Towns	21	15,694
12/11/2021	Kings	H	W	117-103	7-7	9-5	16-12	I. Okoro	20 E. Mobley	15 D. Garland	13 B. Hield	21	19,432
12/13/2021	Heat	H	W	105-94	8-7	9-5	17-12	K. Love	23 K. Love	9 R. Rubio	7 P. Tucker	23	17,401
12/15/2021	Rockets	H	W	124-89	9-7	9-5	18-12	D. Garland	21 D. Wade	10 R. Rubio	12 A. Sengun	19	17,131
12/18/2021	at Bucks	R	W	119-90	9-7	10-5	19-12	C. Osman	23 K. Love	7 R. Rubio	10 J. Nwora	28	17,341
12/22/2021	at Celtics	R	L	101-111	9-7	10-6	19-13	D. Garland	28 K. Love	12 D. Garland/R. Rubio	6 J. Brown	34	19,156
12/26/2021	Raptors	H	W	144-99	10-7	10-6	20-13	K. Love/D. Garland	22 D. Valentine/K. Love	9 D. Garland	8 Y. Watanabe	26	19,432
12/28/2021	at Pelicans	R	L	104-108	10-7	10-7	20-14	R. Rubio	27 R. Rubio	13 R. Rubio	9 H. Jones	26	15,835
12/30/2021	at Wizards	R	L	93-110	10-7	10-8	20-15	K. Love	24 K. Love	11 K. Pangs	6 B. Beal	29	15,637
12/31/2021	Hawks	H	L	118-121	10-8	10-8	20-16	K. Love	35 K. Love	11 B. Goodwin	6 T. Young	35	17,745
01/02/2022	Pacers	H	W	108-104	11-8	10-8	21-16	E. Mobley	24 J. Allen	11 B. Goodwin	5 D. Sabonis	32	17,808
01/04/2022	Grizzlies	H	L	106-110	11-9	10-8	21-17	D. Garland	27 J. Allen	12 D. Garland	10 J. Morant	26	18,178
01/07/2022	at Trail Blazers	R	W	114-101	11-9	11-8	22-17	D. Garland	26 J. Allen	13 D. Garland	6 N. Powell	19	16,708
01/09/2022	at Warriors	R	L	82-96	11-9	11-9	22-18	L. Stevens	17 J. Allen/K. Love	7 R. Rondo	5 S. Curry	28	18,064
01/10/2022	at Kings	R	W	109-108	11-9	12-9	23-18	J. Allen/K. Love	18 J. Allen	17 D. Garland	11 T. Haliburton	21	12,110
01/12/2022	at Jazz	R	W	111-91	11-9	13-9	24-18	L. Stevens	23 E. Mobley/D. Garland	10 D. Garland	14 J. Clarkson	22	18,306
01/14/2022	at Spurs	R	W	114-109	11-9	14-9	25-18	D. Garland	32 J. Allen	16 D. Garland	8 D. Murray	30	12,160
01/15/2022	at Thunder	R	W	107-102	11-9	15-9	26-18	D. Garland	27 J. Allen	13 D. Garland	18 S. Gilgeous-Alexander	21	15,284
01/17/2022	Nets	H	W	114-107	12-9	15-9	27-18	D. Garland	22 J. Allen	10 D. Garland	12 K. Irving	27	18,105
01/19/2022	at Bulls	R	L	104-117	12-9	15-10	27-19	L. Markkanen	28 J. Allen	10 D. Garland	12 D. DeRozan	30	20,824
01/22/2022	Thunder	H	W	94-87	13-9	15-10	28-19	D. Garland	23 E. Mobley	17 D. Garland	11 S. Gilgeous-Alexander	29	19,432
01/24/2022	Knicks	H	W	95-93	14-9	15-10	29-19	K. Love	20 E. Mobley	12 D. Garland	12 R. Barrett	24	17,321
01/26/2022	Bucks	H	W	115-99	15-9	15-10	30-19	K. Love	25 J. Allen	10 D. Garland	8 G. Antetokounmpo	26	18,904
01/30/2022	at Pistons	R	L	105-115	15-9	15-11	30-20	D. Garland	24 E. Mobley/J. Allen	9 D. Garland	7 S. Bey	31	16,811
01/31/2022	Pelicans	H	W	93-90	16-9	15-11	31-20	B. Goodwin	21 K. Love	11 C. Osman	12 D. Graham	20	17,637
02/02/2022	at Rockets	R	L	104-115	16-9	15-12	31-21	E. Mobley	29 K. Love	13 B. Goodwin	8 J. Green/C. Wood	21	14,163
02/04/2022	at Hornets	R	W	102-101	16-9	16-12	32-21	J. Allen	29 J. Allen	22 B. Goodwin	9 T. Rozier	24	17,733
02/06/2022	Pacers	H	W	98-85	17-9	16-12	33-21	C. Osman	22 J. Allen	17 R. Rondo	12 C. Duarte	22	19,432
02/09/2022	Spurs	H	W	105-92	18-9	16-12	34-21	D. Garland	27 J. Allen	14 D. Garland	6 D. Vassell/K. Johnson	18	19,432
02/11/2022	at Pacers	R	W	120-113	18-9	17-12	35-21	J. Allen/C. LeVert	22 J. Allen	14 R. Rondo	6 T. Haliburton	23	15,075
02/12/2022	at 76ers	R	L	93-103	18-9	17-13	35-22	D. Garland	27 E. Mobley	8 C. LeVert	6 J. Embiid	40	21,057
02/15/2022	at Hawks	R	L	116-124	18-9	17-14	35-23	D. Garland	30 E. Mobley	10 D. Garland	8 T. Young	41	15,947
02/24/2022	at Pistons	R	L	103-106	18-9	17-15	35-24	L. Markkanen	22 J. Allen	9 R. Rondo	9 H. Diallo	21	15,622
02/26/2022	Wizards	H	W	92-86	19-9	17-15	36-24	L. Markkanen	23 J. Allen	14 B. Goodwin	6 K. Kuzma	34	19,432
02/28/2022	Timberwolves	H	L	122-127	19-10	17-15	36-25	K. Love	26 E. Mobley	10 B. Goodwin	12 D. Russell	25	18,421
03/02/2022	Hornets	H	L	98-119	19-11	17-15	36-26	D. Garland	33 J. Allen	11 K. Love	5 T. Rozier	27	19,019
03/04/2022	at 76ers	R	L	119-125	19-11	17-16	36-27	D. Garland	26 K. Love	10 D. Garland	19 T. Maxey	33	21,391
03/06/2022	Raptors	H	W	104-96	20-11	17-16	37-27	L. Markkanen	22 E. Mobley	17 D. Garland	10 P. Siakam	24	19,432
03/08/2022	at Pacers	R	W	127-124	20-11	18-16	38-27	D. Garland	41 E. Mobley	12 D. Garland	13 T. Haliburton	25	14,066
03/11/2022	at Heat	R	L	105-117	20-11	18-17	38-28	D. Garland	24 E. Mobley	12 D. Garland	10 B. Adebayo	30	19,600
03/12/2022	at Bulls	R	L	91-101	20-11	18-18	38-29	D. Garland	25 K. Love	11 D. Garland	7 D. DeRozan	25	21,727
03/14/2022	Clippers	H	W	120-111	21-11	18-18	39-29	E. Mobley	30 L. Markkanen/K. Love	9 D. Garland	13 I. Zubac	24	18,742
03/16/2022	76ers	H	L	114-118	21-12	18-18	39-30	D. Garland	22 E. Mobley	9 C. LeVert/D. Garland	7 J. Embiid	35	19,432
03/18/2022	Nuggets	H	W	119-116	22-12	18-18	40-30	L. Markkanen	31 E. Mobley	11 D. Garland	14 N. Jokic	32	19,432
03/19/2022	Pistons	H	W	113-109	23-12	18-18	41-30	D. Garland	24 E. Mobley	11 D. Garland	12 J. Grant	40	19,432
03/21/2022	Lakers	H	L	120-131	23-13	18-18	41-31	D. Garland	29 L. Markkanen	9 D. Garland	17 L. James	38	19,432
03/24/2022	at Raptors	R	L	104-117	23-13	18-19	41-32	L. Markkanen	20 K. Love	10 D. Garland	10 P. Siakam	35	19,800
03/26/2022	Bulls	H	L	94-98	23-14	18-19	41-33	D. Garland	28 E. Mobley	11 D. Garland	5 Z. LaVine	25	19,432
03/28/2022	Magic	H	W	107-101	24-14	18-19	42-33	D. Garland	25 D. Windler	9 D. Garland	12 W. Carter Jr.	15	19,432
03/30/2022	Mavericks	H	L	112-120	24-15	18-19	42-34	C. LeVert	32 M. Brown	9 D. Garland	10 L. Dončić	35	19,432
03/31/2022	at Hawks	R	L	107-131	24-15	18-20	42-35	C. Osman	21 M. Brown	13 D. Garland	8 T. Young	37	17,491
04/02/2022	at Knicks	R	W	119-101	24-15	19-20	43-35	D. Garland	24 M. Brown	13 D. Garland	13 O. Toppin	20	19,812
04/03/2022	76ers	H	L	108-112	24-16	19-20	43-36	D. Garland	23 M. Brown	12 C. LeVert	7 J. Embiid	44	19,432
04/05/2022	at Magic	R	L	115-120	24-16	19-21	43-37	D. Garland	27 K. Love	13 D. Garland	10 M. Bamba	21	16,897
04/08/2022	at Nets	R	L	107-118	24-16	19-22	43-38	D. Garland	31 K. Love	9 R. Rondo	5 K. Durant	36	18,169
04/10/2022	Bucks	H	W	133-115	25-16	19-22	44-38	K. Love	32 K. Love/E. Mobley	10 R. Rondo	13 S. Manuvelashvili	28	19,432







## 2021-22 REGULAR SEASON GAME-BY-GAME STATS

DATE	GAME	W/L	FG	FGA	PCT	3FG	3FGA	PCT	FT	FTA	PCT	OR	DR	REB	AST	PF	ST	TO	BS	PTS
10/20	Cavaliers	L	47	93	0.505	14	38	0.368	13	18	0.722	7	29	36	38	17	6	11	5	121
15,975	at Grizzlies		53	100	0.530	14	33	0.424	12	12	1.000	13	40	53	28	15	8	12	8	132
10/22	Cavaliers	L	43	84	0.512	9	31	0.290	17	20	0.850	7	29	36	26	15	9	19	3	112
17,116	vs. Hornets		48	91	0.527	13	32	0.406	14	17	0.824	11	35	46	32	16	13	18	1	123
10/23	Cavaliers	W	37	89	0.416	7	28	0.250	20	27	0.741	12	42	54	23	16	6	10	6	101
16,846	vs. Hawks		38	99	0.384	10	34	0.294	9	15	0.600	17	37	54	20	23	5	9	3	95
10/25	Cavaliers	W	38	82	0.463	7	25	0.280	16	20	0.800	11	38	49	26	18	8	16	5	99
14,221	at Nuggets		35	86	0.407	9	38	0.237	8	12	0.667	11	36	47	21	22	10	22	3	87
10/27	Cavaliers	W	33	81	0.407	3	20	0.150	23	27	0.852	14	43	57	12	14	9	21	3	92
13,276	at Clippers		31	87	0.356	9	41	0.220	8	13	0.615	9	27	36	19	24	13	14	2	79
10/29	Cavaliers	L	37	87	0.425	12	34	0.353	15	22	0.682	16	20	36	28	13	10	15	1	101
18,997	at Lakers		46	84	0.548	12	27	0.444	9	10	0.900	11	31	42	24	20	9	22	6	113
10/30	Cavaliers	L	36	91	0.396	14	44	0.318	6	7	0.857	10	37	47	21	21	8	19	3	92
14,516	at Suns		39	84	0.464	6	26	0.231	17	27	0.630	8	44	52	27	14	12	15	3	101
11/1	Cavaliers	W	39	90	0.433	9	28	0.321	26	38	0.684	17	32	49	21	14	12	16	7	113
13,889	at Hornets		42	101	0.416	15	39	0.385	11	15	0.733	20	26	46	27	23	12	17	12	110
11/3	Cavaliers	W	39	74	0.527	15	30	0.500	14	18	0.778	5	38	43	29	14	4	19	2	107
16,231	vs. Trail Blazers		40	90	0.444	13	37	0.351	11	17	0.647	10	29	39	24	19	12	9	6	104
11/5	Cavaliers	W	38	83	0.458	10	30	0.333	16	19	0.842	11	28	39	22	13	4	18	3	102
19,800	at Raptors		42	99	0.424	12	27	0.444	5	9	0.556	19	26	45	20	19	10	10	8	101
11/7	Cavaliers	W	49	90	0.544	19	35	0.543	9	11	0.818	11	37	48	31	18	8	17	2	126
19,040	at Knicks		39	85	0.459	9	31	0.290	22	24	0.917	7	25	32	21	14	9	11	9	109
11/10	Cavaliers	L	35	76	0.461	9	31	0.290	15	21	0.714	6	34	40	21	18	7	15	4	94
18,056	vs. Wizards		35	84	0.417	10	28	0.357	17	17	1.000	12	37	49	25	20	9	12	2	97
11/12	Cavaliers	W	39	82	0.476	14	41	0.341	6	9	0.667	8	32	40	27	11	12	21	6	98
17,095	vs. Pistons		29	79	0.367	9	30	0.300	11	13	0.846	10	33	43	18	13	12	23	5	78
11/13	Cavaliers	W	31	81	0.383	10	38	0.263	19	22	0.864	9	30	39	17	19	10	11	4	91
19,432	vs. Celtics		33	78	0.423	6	23	0.261	17	18	0.944	10	37	47	20	16	7	20	3	89
11/15	Cavaliers	L	32	83	0.386	16	40	0.400	12	16	0.750	7	35	42	18	18	6	14	3	92
17,186	vs. Celtics		36	78	0.462	10	29	0.345	16	20	0.800	6	40	46	23	16	7	14	6	98
11/17	Cavaliers	L	35	89	0.393	11	44	0.250	18	21	0.857	12	38	50	20	17	9	14	1	99
16,922	at Nets		38	83	0.458	12	32	0.375	21	25	0.840	8	39	47	29	20	7	12	3	109
11/18	Cavaliers	L	34	80	0.425	12	39	0.308	9	16	0.563	13	29	42	22	11	6	20	3	89
19,432	vs. Warriors		41	83	0.494	15	43	0.349	7	8	0.875	5	29	34	36	17	12	11	2	104
11/22	Cavaliers	L	36	93	0.387	14	44	0.318	26	29	0.897	14	39	53	24	16	6	15	5	112
17,387	vs. Nets		45	95	0.474	11	35	0.314	16	18	0.889	8	34	42	32	23	6	10	6	117
11/24	Cavaliers	L	43	97	0.443	12	39	0.308	17	25	0.680	13	31	44	22	23	7	10	0	115
18,055	vs. Suns		45	86	0.523	8	22	0.364	22	28	0.786	10	37	47	26	23	4	15	2	120
11/27	Cavaliers	W	41	90	0.456	14	39	0.359	9	12	0.750	10	41	51	28	18	3	13	9	105
18,248	vs. Magic		35	88	0.398	8	32	0.250	14	23	0.609	8	35	43	21	16	11	9	5	92
11/29	Cavaliers	W	45	80	0.563	10	19	0.526	14	18	0.778	5	43	48	29	22	3	20	4	114
19,229	at Mavericks		39	89	0.438	12	39	0.308	6	15	0.400	7	26	33	20	15	8	10	7	96
12/1	Cavaliers	W	37	68	0.544	16	31	0.516	21	23	0.913	6	40	46	27	15	8	21	14	111
19,600	at Heat		32	85	0.376	12	37	0.324	9	13	0.692	9	19	28	21	17	8	13	4	85
12/3	Cavaliers	W	42	89	0.472	13	30	0.433	19	25	0.760	15	39	54	30	19	2	16	5	116
17,227	at Wizards		38	82	0.463	10	31	0.323	15	19	0.789	3	30	33	21	22	5	10	4	101
12/5	Cavaliers	L	42	91	0.462	14	38	0.368	10	13	0.769	15	30	45	20	8	12	14	5	108
18,113	vs. Jazz		40	90	0.444	20	48	0.417	9	10	0.900	14	32	46	24	14	8	17	5	109
12/6	Cavaliers	L	35	90	0.389	15	46	0.326	19	20	0.950	7	32	39	27	17	8	10	4	104
17,341	at Bucks		40	86	0.465	13	32	0.406	19	24	0.792	8	45	53	21	20	7	17	5	112
12/8	Cavaliers	W	44	80	0.550	13	28	0.464	14	16	0.875	5	37	42	28	22	10	16	8	115
17,707	vs. Bulls		35	84	0.417	7	26	0.269	15	21	0.714	11	26	37	21	17	6	18	3	92
12/10	Cavaliers	W	46	85	0.541	13	33	0.394	18	22	0.818	6	41	47	34	23	8	17	7	123
15,694	at Timberwolves		36	92	0.391	11	39	0.282	23	28	0.821	10	30	40	24	19	9	14	5	106
12/11	Cavaliers	W	41	88	0.466	12	31	0.387	23	28	0.821	7	40	47	27	24	13	14	6	117
19,432	vs. Kings		41	93	0.441	7	28	0.250	14	22	0.636	11	37	48	19	21	8	17	6	103
12/13	Cavaliers	W	36	81	0.444	16	36	0.444	17	18	0.944	8	34	42	24	16	6	14	1	105
17,401	vs. Heat		38	85	0.447	13	40	0.325	5	9	0.556	11	28	39	26	15	4	16	4	94
12/15	Cavaliers	W	45	80	0.563	18	40	0.450	16	24	0.667	9	35	44	26	25	6	17	5	124
17,131	vs. Rockets		30	78	0.385	5	29	0.172	24	35	0.686	10	31	41	20	21	13	17	1	89
12/18	Cavaliers	W	45	90	0.500	16	45	0.356	13	14	0.929	9	37	46	36	13	11	15	3	119
17,341	at Bucks		35	89	0.393	12	38	0.316	8	11	0.727	13	31	44	18	15	8	17	4	90
12/22	Cavaliers	L	36	92	0.391	9	38	0.237	20	24	0.833	15	38	53	17	15	8	16	3	101
19,156	at Celtics		43	92	0.467	11	30	0.367	14	18	0.778	12	36	48	24	24	12	13	5	111
12/26	Cavaliers	W	56	106	0.528	22	52	0.423	10	12	0.833	13	39	52	39	17	12	15	5	144
19,432	vs. Raptors		37	89	0.416	9	36	0.250	16	23	0.696	11	32	43	24	13	11	21	3	99
12/28	Cavaliers	L	37	88	0.420	14	41	0.341	16	19	0.842	11	31	42	27	19	6	8	3	104
15,835	at Pelicans		36	80	0.450	16	36	0.444	20	26	0.769	8	36	44	24	16	3	13	8	108
12/30	Cavaliers	L	35	83	0.422	8	28	0.286	15	23	0.652	8	36	44	20	17	4	13	3	93
15,637	at Wizards		45	90	0.500	9	29	0.310	11	17	0.647	10	37	47	27	19	7	8	8	110
12/31	Cavaliers	L	48	84	0.571	8	25	0.320	14	24	0.583	8	38	46	27	18	1	9	8	118
17,745	vs. Hawks		43	97	0.443	16	38	0.421	19	21	0.905	14	30	44	23	23	8	2	4	121
1/2	Cavaliers	W	41	88	0.466	6	26	0.231	20	28	0.714	12	36	48	26	11	6	11	4	108
17,808	vs. Pacers		37	83	0.446	19	46	0.413	11	14	0.786	9	30	39	24	24	6	14	6	104
1/4	Cavaliers	L	40	92	0.435	10	34	0.294	16	21	0.762	14	35	49	28	14	2	13	6	106
18,178																				



DATE	GAME	W/L	FG	FGA	PCT	3FG	3FGA	PCT	FT	FTA	PCT	OR	DR	REB	AST	PF	ST	TO	BS	PTS
1/14	Cavaliers	W	46	95	0.484	8	20	0.400	14	24	0.583	12	34	46	24	13	7	9	3	114
12,160	at Spurs		42	92	0.457	15	34	0.441	10	13	0.769	10	37	47	22	24	6	15	5	109
1/15	Cavaliers	W	40	87	0.460	9	35	0.257	18	25	0.720	11	26	37	28	13	6	9	4	107
15,284	at Thunder		36	83	0.434	10	27	0.370	20	22	0.909	14	37	51	17	21	4	16	5	102
1/17	Cavaliers	W	42	81	0.519	11	32	0.344	19	21	0.905	8	32	40	26	14	7	16	3	114
18,105	vs. Nets		41	83	0.494	12	30	0.400	13	18	0.722	8	27	35	27	22	11	14	4	107
1/19	Cavaliers	L	40	77	0.519	9	27	0.333	15	22	0.682	9	29	38	27	15	7	15	4	104
20,824	at Bulls		47	86	0.547	10	22	0.455	13	18	0.722	7	30	37	25	18	7	10	4	117
1/22	Cavaliers	W	35	76	0.461	6	27	0.222	18	35	0.514	15	39	54	22	20	5	23	6	94
19,432	vs. Thunder		33	85	0.388	12	41	0.293	9	16	0.563	11	30	41	16	28	14	15	3	87
1/24	Cavaliers	W	35	81	0.432	13	36	0.361	12	20	0.600	12	39	51	29	18	7	20	1	95
17,321	vs. Knicks		35	84	0.417	12	38	0.316	11	21	0.524	11	34	45	21	19	11	12	1	93
1/26	Cavaliers	W	41	87	0.471	19	42	0.452	14	17	0.824	12	29	41	27	19	11	13	3	115
18,904	vs. Bucks		37	80	0.463	9	32	0.281	16	18	0.889	10	31	41	22	19	7	19	3	99
1/30	Cavaliers	L	38	82	0.463	13	34	0.382	16	25	0.640	12	29	41	25	20	6	13	6	105
16,811	at Pistons		42	91	0.462	10	26	0.385	21	25	0.840	16	32	48	26	21	7	9	4	115
1/31	Cavaliers	W	36	84	0.429	9	31	0.290	12	14	0.857	7	30	37	26	19	6	10	9	93
17,637	vs. Pelicans		33	85	0.388	6	30	0.200	18	21	0.857	16	35	51	26	18	6	13	8	90
2/2	Cavaliers	L	41	80	0.513	7	21	0.333	15	27	0.556	12	36	48	23	27	6	19	4	104
14,163	at Rockets		39	82	0.476	14	40	0.350	23	33	0.697	8	29	37	25	23	11	12	3	115
2/4	Cavaliers	W	36	90	0.400	14	35	0.400	16	20	0.800	15	36	51	26	17	7	12	0	102
17,733	at Hornets		38	92	0.413	14	43	0.326	11	12	0.917	15	37	52	27	22	9	14	2	101
2/6	Cavaliers	W	34	84	0.405	11	32	0.344	19	28	0.679	16	34	50	25	22	9	11	5	98
19,432	vs. Pacers		31	83	0.373	8	31	0.258	15	17	0.882	13	34	47	17	26	5	19	2	85
2/9	Cavaliers	W	39	82	0.476	9	21	0.429	18	24	0.750	10	41	51	18	12	8	15	2	105
19,432	vs. Spurs		38	99	0.384	8	33	0.242	8	11	0.727	15	31	46	24	17	8	13	4	92
2/11	Cavaliers	W	43	81	0.531	9	24	0.375	25	30	0.833	6	26	32	20	16	12	13	7	120
15,075	at Pacers		42	89	0.472	18	38	0.474	11	16	0.688	9	29	38	25	25	9	23	4	113
2/12	Cavaliers	L	36	77	0.468	8	24	0.333	13	15	0.867	5	29	34	21	16	3	17	3	93
21,057	at 76ers		38	79	0.481	10	22	0.455	17	21	0.810	8	32	40	24	21	13	13	5	103
2/15	Cavaliers	L	45	88	0.511	16	41	0.390	10	12	0.833	14	25	39	30	23	8	13	3	116
15,947	at Hawks		43	80	0.538	14	33	0.424	24	27	0.889	7	28	35	25	18	9	11	4	124
2/24	Cavaliers	L	34	77	0.442	12	35	0.343	23	34	0.676	8	35	43	20	21	3	12	7	103
15,622	at Pistons		35	86	0.407	11	34	0.324	25	28	0.893	13	36	49	23	24	8	11	8	106
2/26	Cavaliers	W	32	83	0.386	8	25	0.320	20	24	0.833	13	36	49	22	10	9	14	5	92
19,432	vs. Wizards		35	81	0.432	11	23	0.478	5	6	0.833	7	35	42	19	24	8	18	7	86
2/28	Cavaliers	L	39	74	0.527	15	37	0.405	29	34	0.853	10	28	38	29	17	5	22	3	122
18,421	vs. Timberwolves		47	86	0.547	18	42	0.429	15	19	0.789	8	23	31	30	31	12	13	6	127
3/2	Cavaliers	L	37	79	0.468	10	31	0.323	14	21	0.667	4	33	37	21	18	6	14	1	98
19,019	vs. Hornets		43	85	0.506	17	38	0.447	16	22	0.727	9	36	45	32	21	10	12	5	119
3/4	Cavaliers	L	44	82	0.537	10	28	0.357	21	24	0.875	10	31	41	30	22	5	12	4	119
21,391	at 76ers		41	75	0.547	14	33	0.424	29	32	0.906	3	27	30	23	24	8	12	3	125
3/6	Cavaliers	W	39	85	0.459	11	36	0.306	15	23	0.652	15	43	58	24	22	5	19	7	104
19,432	vs. Raptors		37	94	0.394	6	24	0.250	16	26	0.615	14	31	45	17	20	13	7	3	96
3/8	Cavaliers	W	47	94	0.500	9	32	0.281	24	27	0.889	14	26	40	25	16	13	8	6	127
14,066	at Pacers		49	91	0.538	16	32	0.500	10	15	0.667	11	27	38	35	20	6	18	7	124
3/11	Cavaliers	L	35	79	0.443	8	25	0.320	27	29	0.931	7	33	40	25	23	5	18	2	105
19,600	at Heat		41	86	0.477	11	35	0.314	24	27	0.889	8	34	42	28	26	9	9	6	117
3/12	Cavaliers	L	36	86	0.419	5	24	0.208	14	17	0.824	5	35	40	19	19	7	14	4	91
21,727	at Bulls		39	88	0.443	9	21	0.429	14	15	0.933	8	38	46	20	18	12	14	5	101
3/14	Cavaliers	W	41	86	0.477	15	30	0.500	23	32	0.719	12	37	49	28	19	7	12	4	120
18,742	vs. Clippers		43	98	0.439	12	36	0.333	13	17	0.765	12	31	43	29	24	5	11	8	111
3/16	Cavaliers	L	39	80	0.488	9	28	0.321	27	32	0.844	8	31	39	25	17	9	9	4	114
19,432	vs. 76ers		41	79	0.519	12	32	0.375	24	28	0.857	7	32	39	24	25	6	11	2	118
3/18	Cavaliers	W	44	98	0.449	14	37	0.378	17	26	0.654	15	31	46	31	17	11	11	4	119
19,432	vs. Nuggets		46	92	0.500	10	33	0.303	14	18	0.778	13	38	51	35	24	6	19	3	116
3/19	Cavaliers	W	45	88	0.511	10	26	0.385	13	23	0.565	12	32	44	28	16	7	16	4	113
19,432	vs. Pistons		41	85	0.482	13	30	0.433	14	19	0.737	10	28	38	23	22	10	16	6	109
3/21	Cavaliers	L	45	86	0.523	14	39	0.359	16	19	0.842	8	30	38	29	19	3	12	2	120
19,432	vs. Lakers		53	94	0.564	12	32	0.375	13	16	0.813	9	32	41	34	19	7	8	3	131
3/24	Cavaliers	L	37	79	0.468	12	30	0.400	18	22	0.818	9	27	36	24	14	4	13	3	104
19,800	at Raptors		42	89	0.472	16	37	0.432	17	19	0.895	13	27	40	26	22	9	9	5	117
3/26	Cavaliers	L	34	82	0.415	7	31	0.226	19	27	0.704	15	31	46	17	23	7	13	3	94
19,432	vs. Bulls		36	75	0.480	5	21	0.238	21	25	0.840	6	31	37	23	21	6	15	1	98
3/28	Cavaliers	W	37	83	0.446	13	41	0.317	20	23	0.870	6	35	41	26	13	11	15	4	107
19,432	vs. Magic		42	87	0.483	10	37	0.270	7	13	0.538	8	37	45	31	24	6	17	1	101
3/30	Cavaliers	L	42	83	0.506	11	25	0.440	17	22	0.773	9	30	39	24	15	7	15	3	112
19,432	vs. Mavericks		46	88	0.523	16	42	0.381	12	15	0.800	9	29	38	28	17	6	12	6	120
3/31	Cavaliers	L	39	90	0.433	7	30	0.233	22	28	0.786	15	32	47	19	20	6	14	5	107
17,491	at Hawks		45	91	0.495	17	39	0.436	24	28	0.857	12	36	48	27	22	7	9	4	131
4/2	Cavaliers	W	44	81	0.543	15	34	0.441	16	21	0.762	7	36	43	26	24	6	12	3	119
19,812	at Knicks		31	77	0.403	13	30	0.433	26	34	0.765	6	29	35	19	19	6	11	4	101
4/3	Cavaliers	L	35	78	0.449	15	33	0.455	23	31	0.742	7	34	41	24	28	10	12	3	108
19,432	vs. 76ers		33	80	0.413	11	31	0.355	35	42	0.833	12	38	50	23	19	7	14	8	112
4/5	Cavaliers	L	42	86	0.488	16	36	0.444	15	22	0.682	9	38	47	25	11	6	12	4	115
16																				



DATE	OPPONENT	FORWARD	FORWARD	CENTER	GUARD	GUARD	SCORE	W/L
10/20/2021	@ Memphis	#24 Lauri Markkanen	#4 Evan Mobley	#31 Jarrett Allen	#10 Darius Garland	#2 Collin Sexton	132-121	L
10/22/2021	vs. Charlotte	#24 Lauri Markkanen	#4 Evan Mobley	#31 Jarrett Allen	#3 Ricky Rubio	#2 Collin Sexton	123-112	L
10/23/2021	vs. Atlanta	#24 Lauri Markkanen	#4 Evan Mobley	#31 Jarrett Allen	#3 Ricky Rubio	#2 Collin Sexton	101-95	W
10/25/2021	@ Denver	#24 Lauri Markkanen	#4 Evan Mobley	#31 Jarrett Allen	#10 Darius Garland	#2 Collin Sexton	99-87	W
10/27/2021	@ LA Clippers	#4 Evan Mobley	#24 Lauri Markkanen	#31 Jarrett Allen	#10 Darius Garland	#2 Collin Sexton	92-79	W
10/29/2021	@ LA Lakers	#4 Evan Mobley	#24 Lauri Markkanen	#31 Jarrett Allen	#10 Darius Garland	#2 Collin Sexton	113-101	L
10/30/2021	@ Phoenix	#24 Lauri Markkanen	#4 Evan Mobley	#31 Jarrett Allen	#2 Collin Sexton	#10 Darius Garland	101-92	L
11/01/2021	@ Charlotte	#24 Lauri Markkanen	#4 Evan Mobley	#31 Jarrett Allen	#10 Darius Garland	#2 Collin Sexton	113-110	W
11/03/2021	vs. Portland	#32 Dean Wade	#4 Evan Mobley	#31 Jarrett Allen	#10 Darius Garland	#2 Collin Sexton	107-104	W
11/05/2021	@ Toronto	#32 Dean Wade	#4 Evan Mobley	#31 Jarrett Allen	#10 Darius Garland	#2 Collin Sexton	102-101	W
11/07/2021	@ New York	#4 Evan Mobley	#32 Dean Wade	#31 Jarrett Allen	#2 Collin Sexton	#10 Darius Garland	126-109	W
11/10/2021	vs. Washington	#32 Dean Wade	#4 Evan Mobley	#31 Jarrett Allen	#10 Darius Garland	#35 Isaac Okoro	97-94	L
11/12/2021	vs. Detroit	#32 Dean Wade	#4 Evan Mobley	#31 Jarrett Allen	#10 Darius Garland	#35 Isaac Okoro	98-78	W
11/13/2021	vs. Boston	#32 Dean Wade	#4 Evan Mobley	#31 Jarrett Allen	#10 Darius Garland	#35 Isaac Okoro	91-89	W
11/15/2021	vs. Boston	#35 Isaac Okoro	#32 Dean Wade	#4 Evan Mobley	#3 Ricky Rubio	#10 Darius Garland	98-92	L
11/17/2021	@ Brooklyn	#35 Isaac Okoro	#32 Dean Wade	#21 Ed Davis	#10 Darius Garland	#3 Ricky Rubio	109-99	L
11/18/2021	vs. Golden State	#35 Isaac Okoro	#32 Dean Wade	#21 Ed Davis	#3 Ricky Rubio	#10 Darius Garland	104-89	L
11/22/2021	vs. Brooklyn	#32 Dean Wade	#24 Lauri Markkanen	#31 Jarrett Allen	#10 Darius Garland	#35 Isaac Okoro	117-112	L
11/24/2021	vs. Phoenix	#24 Lauri Markkanen	#32 Dean Wade	#31 Jarrett Allen	#10 Darius Garland	#35 Isaac Okoro	120-115	L
11/27/2021	vs. Orlando	#24 Lauri Markkanen	#4 Evan Mobley	#31 Jarrett Allen	#10 Darius Garland	#35 Isaac Okoro	105-92	W
11/29/2021	@ Dallas	#24 Lauri Markkanen	#4 Evan Mobley	#31 Jarrett Allen	#10 Darius Garland	#35 Isaac Okoro	114-96	W
12/01/2021	@ Miami	#24 Lauri Markkanen	#4 Evan Mobley	#31 Jarrett Allen	#10 Darius Garland	#35 Isaac Okoro	111-85	W
12/03/2021	@ Washington	#24 Lauri Markkanen	#4 Evan Mobley	#31 Jarrett Allen	#10 Darius Garland	#35 Isaac Okoro	116-101	W
12/05/2021	vs. Utah	#24 Lauri Markkanen	#4 Evan Mobley	#31 Jarrett Allen	#10 Darius Garland	#35 Isaac Okoro	109-108	L
12/06/2021	@ Milwaukee	#24 Lauri Markkanen	#4 Evan Mobley	#31 Jarrett Allen	#10 Darius Garland	#35 Isaac Okoro	112-104	L
12/08/2021	vs. Chicago	#24 Lauri Markkanen	#4 Evan Mobley	#31 Jarrett Allen	#10 Darius Garland	#35 Isaac Okoro	115-92	W
12/10/2021	@ Minnesota	#24 Lauri Markkanen	#4 Evan Mobley	#31 Jarrett Allen	#10 Darius Garland	#35 Isaac Okoro	123-106	W
12/11/2021	vs. Sacramento	#24 Lauri Markkanen	#4 Evan Mobley	#31 Jarrett Allen	#10 Darius Garland	#35 Isaac Okoro	117-103	W
12/13/2021	vs. Miami	#24 Lauri Markkanen	#4 Evan Mobley	#31 Jarrett Allen	#10 Darius Garland	#35 Isaac Okoro	105-94	W
12/15/2021	vs. Houston	#24 Lauri Markkanen	#32 Dean Wade	#31 Jarrett Allen	#10 Darius Garland	#35 Isaac Okoro	124-89	W
12/18/2021	@ Milwaukee	#24 Lauri Markkanen	#32 Dean Wade	#31 Jarrett Allen	#10 Darius Garland	#8 Lamar Stevens	119-90	W
12/22/2021	@ Boston	#32 Dean Wade	#24 Lauri Markkanen	#99 Tacko Fall	#3 Ricky Rubio	#10 Darius Garland	111-101	L
12/26/2021	vs. Toronto	#24 Lauri Markkanen	#32 Dean Wade	#0 Kevin Love	#3 Ricky Rubio	#10 Darius Garland	144-99	W
12/28/2021	@ New Orleans	#32 Dean Wade	#24 Lauri Markkanen	#4 Evan Mobley	#3 Ricky Rubio	#35 Isaac Okoro	108-104	L
12/30/2021	@ Washington	#24 Lauri Markkanen	#4 Evan Mobley	#0 Kevin Love	#6 Kevin Pangos	#35 Isaac Okoro	110-93	L
12/31/2021	vs. Atlanta	#24 Lauri Markkanen	#4 Evan Mobley	#31 Jarrett Allen	#6 Kevin Pangos	#35 Isaac Okoro	121-118	L
01/02/2022	vs. Indiana	#24 Lauri Markkanen	#4 Evan Mobley	#31 Jarrett Allen	#6 Kevin Pangos	#35 Isaac Okoro	108-104	W
01/04/2022	vs. Memphis	#24 Lauri Markkanen	#4 Evan Mobley	#31 Jarrett Allen	#10 Darius Garland	#8 Lamar Stevens	110-106	L
01/07/2022	@ Portland	#4 Evan Mobley	#24 Lauri Markkanen	#31 Jarrett Allen	#10 Darius Garland	#8 Lamar Stevens	114-101	W
01/09/2022	@ Golden State	#4 Evan Mobley	#24 Lauri Markkanen	#31 Jarrett Allen	#10 Darius Garland	#8 Lamar Stevens	96-82	L
01/10/2022	@ Sacramento	#4 Evan Mobley	#24 Lauri Markkanen	#31 Jarrett Allen	#10 Darius Garland	#8 Lamar Stevens	109-108	W
01/12/2022	@ Utah	#4 Evan Mobley	#24 Lauri Markkanen	#31 Jarrett Allen	#10 Darius Garland	#8 Lamar Stevens	111-91	W
01/14/2022	@ San Antonio	#4 Evan Mobley	#24 Lauri Markkanen	#31 Jarrett Allen	#10 Darius Garland	#8 Lamar Stevens	114-109	W
01/15/2022	@ Oklahoma City	#24 Lauri Markkanen	#4 Evan Mobley	#31 Jarrett Allen	#10 Darius Garland	#8 Lamar Stevens	107-102	W
01/17/2022	vs. Brooklyn	#24 Lauri Markkanen	#4 Evan Mobley	#31 Jarrett Allen	#10 Darius Garland	#35 Isaac Okoro	114-107	W
01/19/2022	@ Chicago	#24 Lauri Markkanen	#4 Evan Mobley	#31 Jarrett Allen	#10 Darius Garland	#35 Isaac Okoro	117-104	L
01/22/2022	vs. Oklahoma City	#24 Lauri Markkanen	#4 Evan Mobley	#31 Jarrett Allen	#10 Darius Garland	#35 Isaac Okoro	94-87	W
01/24/2022	vs. New York	#32 Dean Wade	#4 Evan Mobley	#21 Ed Davis	#10 Darius Garland	#35 Isaac Okoro	95-93	W
01/26/2022	vs. Milwaukee	#32 Dean Wade	#4 Evan Mobley	#31 Jarrett Allen	#10 Darius Garland	#35 Isaac Okoro	115-99	W
01/30/2022	@ Detroit	#32 Dean Wade	#4 Evan Mobley	#31 Jarrett Allen	#10 Darius Garland	#35 Isaac Okoro	115-105	L
01/31/2022	vs. New Orleans	#32 Dean Wade	#4 Evan Mobley	#31 Jarrett Allen	#16 Cedi Osman	#35 Isaac Okoro	93-90	W
02/02/2022	@ Houston	#35 Isaac Okoro	#4 Evan Mobley	#31 Jarrett Allen	#16 Cedi Osman	#00 Brandon Goodwin	115-104	L
02/04/2022	@ Charlotte	#35 Isaac Okoro	#4 Evan Mobley	#31 Jarrett Allen	#16 Cedi Osman	#00 Brandon Goodwin	102-101	W
02/06/2022	vs. Indiana	#32 Dean Wade	#4 Evan Mobley	#31 Jarrett Allen	#00 Brandon Goodwin	#35 Isaac Okoro	98-85	W
02/09/2022	vs. San Antonio	#32 Dean Wade	#4 Evan Mobley	#31 Jarrett Allen	#10 Darius Garland	#35 Isaac Okoro	105-92	W
02/11/2022	@ Indiana	#32 Dean Wade	#4 Evan Mobley	#31 Jarrett Allen	#3 Caris LeVert	#35 Isaac Okoro	120-113	W
02/12/2022	@ Philadelphia	#32 Dean Wade	#4 Evan Mobley	#31 Jarrett Allen	#10 Darius Garland	#35 Isaac Okoro	103-93	L
02/15/2022	@ Atlanta	#32 Dean Wade	#4 Evan Mobley	#31 Jarrett Allen	#10 Darius Garland	#35 Isaac Okoro	124-116	L
02/24/2022	@ Detroit	#24 Lauri Markkanen	#4 Evan Mobley	#31 Jarrett Allen	#1 Rajon Rondo	#35 Isaac Okoro	106-103	L
02/26/2022	vs. Washington	#24 Lauri Markkanen	#4 Evan Mobley	#31 Jarrett Allen	#00 Brandon Goodwin	#35 Isaac Okoro	92-86	W
02/28/2022	vs. Minnesota	#24 Lauri Markkanen	#4 Evan Mobley	#31 Jarrett Allen	#00 Brandon Goodwin	#35 Isaac Okoro	127-122	L
03/02/2022	vs. Charlotte	#24 Lauri Markkanen	#4 Evan Mobley	#31 Jarrett Allen	#10 Darius Garland	#35 Isaac Okoro	119-98	L
03/04/2022	@ Philadelphia	#24 Lauri Markkanen	#4 Evan Mobley	#31 Jarrett Allen	#10 Darius Garland	#35 Isaac Okoro	125-119	L
03/06/2022	vs. Toronto	#24 Lauri Markkanen	#4 Evan Mobley	#31 Jarrett Allen	#10 Darius Garland	#35 Isaac Okoro	104-96	W
03/08/2022	@ Indiana	#32 Dean Wade	#24 Lauri Markkanen	#4 Evan Mobley	#10 Darius Garland	#35 Isaac Okoro	127-124	W
03/11/2022	@ Miami	#24 Lauri Markkanen	#32 Dean Wade	#4 Evan Mobley	#10 Darius Garland	#35 Isaac Okoro	117-105	L
03/12/2022	@ Chicago	#32 Dean Wade	#0 Kevin Love	#4 Evan Mobley	#10 Darius Garland	#35 Isaac Okoro	101-91	L
03/14/2022	vs. LA Clippers	#8 Lamar Stevens	#24 Lauri Markkanen	#4 Evan Mobley	#10 Darius Garland	#35 Isaac Okoro	120-111	W
03/16/2022	vs. Philadelphia	#8 Lamar Stevens	#24 Lauri Markkanen	#4 Evan Mobley	#10 Darius Garland	#35 Isaac Okoro	118-114	L
03/18/2022	vs. Denver	#8 Lamar Stevens	#24 Lauri Markkanen	#4 Evan Mobley	#10 Darius Garland	#35 Isaac Okoro	119-116	W
03/19/2022	vs. Detroit	#8 Lamar Stevens	#24 Lauri Markkanen	#4 Evan Mobley	#10 Darius Garland	#35 Isaac Okoro	113-109	W
03/21/2022	vs. LA Lakers	#8 Lamar Stevens	#24 Lauri Markkanen	#4 Evan Mobley	#10 Darius Garland	#35 Isaac Okoro	131-120	L
03/24/2022	@ Toronto	#24 Lauri Markkanen	#0 Kevin Love	#4 Evan Mobley	#10 Darius Garland	#35 Isaac Okoro	117-104	L
03/26/2022	vs. Chicago	#3 Caris LeVert	#24 Lauri Markkanen	#4 Evan Mobley	#10 Darius Garland	#35 Isaac Okoro	98-94	L
03/28/2022	vs. Orlando	#3 Caris LeVert	#24 Lauri Markkanen	#4 Evan Mobley	#10 Darius Garland	#35 Isaac Okoro	107-101	W
03/30/2022	vs. Dallas	#3 Caris LeVert	#24 Lauri Markkanen	#6 Moses Brown	#10 Darius Garland	#35 Isaac Okoro	120-112	L
03/31/2022	@ Atlanta	#3 Caris LeVert	#24 Lauri Markkanen	#6 Moses Brown	#10 Darius Garland	#35 Isaac Okoro	131-107	L
04/02/2022	@ New York	#3 Caris LeVert	#24 Lauri Markkanen	#6 Moses Brown	#35 Isaac Okoro	#10 Darius Garland	119-101	W
04/03/2022	vs. Philadelphia	#3 Caris LeVert	#24 Lauri Markkanen	#6 Moses Brown	#10 Darius Garland	#35 Isaac Okoro	112-108	L
04/05/2022	@ Orlando	#3 Caris LeVert	#24 Lauri Markkanen	#6 Moses Brown	#10 Darius Garland	#35 Isaac Okoro	120-115	L
04/08/2022	@ Brooklyn	#3 Caris LeVert	#24 Lauri Markkanen	#4 Evan Mobley	#10 Darius Garland	#35 Isaac Okoro	118-107	L
04/10/2022	vs. Milwaukee	#3 Caris LeVert	#24 Lauri Markkanen	#4 Evan Mobley	#10 Darius Garland	#35 Isaac Okoro	133-115	W





			CAVALIERS										OPPONENTS									
DATE	OPPONENT	W/L	BENCH PTS	AVG	INTHE PAINT	AVG	SECOND CHANCE	AVG	FAST BREAK	AVG	POINTS OFFTO	AVG	BENCH PTS	AVG	INTHE PAINT	AVG	SECOND CHANCE	AVG	FAST BREAK	AVG	POINTS OFFTO	AVG
10/20	at Memphis	L	39	39.0	54	54.0	7	7.0	23	23.0	12	12.0	32	32.0	70	70.0	13	13.0	22	22.0	21	21.0
10/22	Charlotte	L	27	33.0	52	53.0	6	6.5	8	15.5	23	17.5	45	38.5	58	64.0	16	14.5	14	18.0	34	27.5
10/23	Atlanta	W	26	30.7	54	53.3	19	10.7	4	11.7	10	15.0	38	38.3	42	56.7	15	14.7	7	14.3	12	22.3
10/25	at Denver	W	33	31.3	56	54.0	12	11.0	8	10.8	32	19.3	26	35.3	46	54.0	7	12.8	18	15.3	16	20.8
10/27	at LA Clippers	W	27	30.4	48	52.8	19	12.6	16	11.8	19	19.2	18	31.8	34	50.0	3	10.8	10	14.2	15	19.6
10/29	at LA Lakers	L	28	30.0	44	51.3	17	13.3	12	11.8	20	19.3	45	34.0	60	51.7	18	12.0	13	14.0	20	19.7
10/30	at Phoenix	L	54	33.4	40	49.7	9	12.7	11	11.7	19	19.3	25	32.7	44	50.6	3	10.7	24	15.4	18	19.4
11/1	at Charlotte	W	20	31.8	54	50.3	24	14.1	22	13.0	27	20.3	36	33.1	50	50.5	21	12.0	18	15.8	24	20.0
11/3	Portland	W	25	31.0	40	49.1	7	13.3	5	12.1	5	18.6	22	31.9	44	49.8	9	11.7	15	15.7	31	21.2
11/5	at Toronto	W	30	30.9	52	49.4	21	14.1	6	11.5	13	18.0	24	31.1	52	50.0	18	12.3	13	15.4	21	21.2
11/7	at New York	W	52	32.8	52	49.6	13	14.0	11	11.5	9	17.2	44	32.3	54	50.4	12	12.3	10	14.9	16	20.7
11/10	Washington	L	38	33.3	40	48.8	11	13.8	12	11.5	14	16.9	40	32.9	42	49.7	21	13.0	2	13.8	21	20.8
11/12	Detroit	W	38	33.6	50	48.9	6	13.2	9	11.3	27	17.7	42	33.6	34	48.5	15	13.2	7	13.3	11	20.0
11/13	Boston	W	32	33.5	36	48.0	10	12.9	6	10.9	20	17.9	15	32.3	40	47.9	9	12.9	10	13.1	15	19.6
11/15	Boston	L	34	33.5	28	46.7	6	12.5	6	10.6	15	17.7	30	32.1	42	47.5	11	12.7	4	12.5	9	18.9
11/17	at Brooklyn	L	25	33.0	46	46.6	13	12.5	12	10.7	19	17.8	28	31.9	44	47.3	13	12.8	16	12.7	18	18.9
11/18	Golden State	L	20	32.2	36	46.0	21	13.0	12	10.8	13	17.5	38	32.2	48	47.3	7	12.4	7	12.4	19	18.9
11/22	Brooklyn	L	24	31.8	36	45.4	17	13.2	17	11.1	8	16.9	49	33.2	48	47.3	9	12.2	16	12.6	21	19.0
11/24	Phoenix	L	52	32.8	52	45.8	17	13.4	12	11.2	14	16.8	34	33.2	56	47.8	12	12.2	11	12.5	13	18.7
11/27	Orlando	W	20	32.2	50	46.0	9	13.2	9	11.1	8	16.4	27	32.9	42	47.5	12	12.2	15	12.6	18	18.7
11/29	at Dallas	W	22	31.7	60	46.7	10	13.0	18	11.4	17	16.4	40	33.2	46	47.4	8	12.0	10	12.5	24	18.9
12/1	at Miami	W	43	32.2	32	46.0	12	13.0	14	11.5	22	16.6	40	33.5	30	46.6	10	11.9	4	12.1	17	18.8
12/3	at Washington	W	27	32.0	46	46.0	18	13.2	0	11.0	9	16.3	62	34.8	48	46.7	4	11.6	6	11.8	16	18.7
12/5	Utah	L	31	32.0	48	46.1	17	13.4	14	11.1	21	16.5	29	34.5	38	46.3	20	11.9	10	11.8	19	18.7
12/6	at Milwaukee	L	37	32.2	38	45.8	9	13.2	5	10.9	13	16.4	28	34.3	44	46.2	10	11.8	19	12.0	3	18.1
12/8	Chicago	W	39	32.4	40	45.5	11	13.1	12	10.9	17	16.4	16	33.6	46	46.2	8	11.7	20	12.3	13	17.9
12/10	at Minnesota	W	44	32.9	62	46.1	10	13.0	27	11.5	15	16.3	47	34.1	42	46.1	14	11.8	20	12.6	18	17.9
12/11	Sacramento	W	44	33.3	52	46.4	12	13.0	22	11.9	23	16.6	58	34.9	64	46.7	11	11.8	8	12.5	19	17.9
12/13	Miami	W	33	33.2	34	45.9	16	13.1	6	11.7	26	16.9	23	34.5	36	46.3	8	11.6	6	12.2	20	18.0
12/15	Houston	W	49	33.8	54	46.2	9	12.9	9	11.6	23	17.1	64	35.5	50	46.5	17	11.8	8	12.1	22	18.1
12/18	at Milwaukee	W	58	34.5	46	46.2	13	12.9	11	11.6	18	17.1	15	34.8	34	46.1	11	11.8	11	12.1	13	18.0
12/22	at Boston	L	48	35.0	48	46.3	13	12.9	19	11.8	18	17.2	23	34.5	46	46.1	21	12.1	8	11.9	19	18.0
12/26	Toronto	W	47	35.3	54	46.5	19	13.1	8	11.7	34	17.7	20	34.0	40	45.9	15	12.2	9	11.8	13	17.8
12/28	at New Orleans	L	32	35.2	40	46.3	8	13.0	8	11.6	12	17.5	20	33.6	34	45.5	13	12.2	21	12.1	6	17.5
12/30	at Washington	L	24	34.9	44	46.2	6	12.8	6	11.4	5	17.1	26	33.4	68	46.2	10	12.1	8	12.0	13	17.4
12/31	Atlanta	L	55	35.5	68	46.8	6	12.6	7	11.3	5	16.8	35	33.4	40	46.0	18	12.3	10	11.9	12	17.2
1/2	Indiana	W	45	35.7	58	47.1	5	12.4	0	11.0	14	16.7	12	32.9	26	45.5	7	12.1	4	11.7	12	17.1
1/4	Memphis	L	26	35.5	56	47.4	18	12.5	7	10.9	14	16.7	39	33.0	58	45.8	14	12.2	17	11.9	14	17.0
1/7	at Portland	W	39	35.6	38	47.1	10	12.5	12	10.9	19	16.7	29	32.9	38	45.6	21	12.4	12	11.9	11	16.8
1/9	at Golden State	L	24	35.3	48	47.2	11	12.4	9	10.9	11	16.6	35	33.0	50	45.7	22	12.7	22	12.1	25	17.1
1/10	at Sacramento	W	38	35.3	48	47.2	14	12.5	8	10.8	16	16.6	49	33.4	44	45.7	16	12.7	8	12.0	20	17.1
1/12	at Utah	W	30	35.2	60	47.5	8	12.4	12	10.8	4	16.3	45	33.6	36	45.4	2	12.5	5	11.9	15	17.1
1/14	at San Antonio	W	34	35.2	60	47.8	17	12.5	5	10.7	18	16.3	42	33.8	40	45.3	14	12.5	20	12.0	9	16.9
1/15	at Oklahoma City	W	30	35.1	46	47.7	13	12.5	6	10.6	9	16.1	43	34.0	42	45.2	20	12.7	5	11.9	7	16.7
1/17	Brooklyn	W	37	35.1	54	47.9	13	12.5	11	10.6	22	16.3	26	33.9	34	45.0	11	12.6	13	11.9	13	16.6
1/19	at Chicago	L	24	34.9	46	47.8	11	12.5	11	10.6	8	16.1	27	33.7	58	45.3	6	12.5	12	11.9	24	16.7
1/22	Oklahoma City	W	25	34.7	46	47.8	15	12.5	11	10.6	17	16.1	34	33.7	40	45.1	12	12.5	12	11.9	20	16.8
1/24	New York	W	38	34.7	34	47.5	12	12.5	17	10.8	12	16.0	34	33.7	34	44.9	8	12.4	17	12.0	26	17.0
1/26	Milwaukee	W	57	35.2	32	47.2	19	12.6	5	10.6	31	16.3	15	33.3	46	44.9	10	12.3	13	12.0	12	16.9
1/30	at Detroit	L	25	35.0	46	47.2	16	12.7	5	10.5	6	16.1	43	33.5	64	45.3	20	12.5	6	11.9	15	16.9
1/31	New Orleans	W	52	35.3	44	47.1	5	12.5	9	10.5	15	16.1	22	33.3	46	45.3	16	12.6	10	11.9	2	16.6
2/2	at Houston	L	33	35.3	60	47.3	12	12.5	15	10.6	17	16.1	40	33.4	48	45.4	8	12.5	12	11.9	27	16.8
2/4	at Charlotte	W	39	35.3	38																	





ALL												(AS OF OCT 10, 2022, 10:01 PM EDT)												2021 : REGULAR SEASON			
		OVERALL REC	CAVALIERS									OPPONENTS									TOTAL	POINT DIFF.					
DATE	OPPONENT		W/L	1ST	2ND	1ST HALF	3RD	4TH	2ND HALF	1ST OT	BIGGEST LEAD	TOTAL	1ST	2ND	1ST HALF	3RD	4TH	2ND HALF	1ST OT	BIGGEST LEAD			TOTAL				
10/20	at Memphis	0-1	L	32	29	61	29	31	60	--	4	121	32	41	73	21	38	59	--	16	132	-11					
10/22	Charlotte	0-2	L	30	29	59	30	23	53	--	11	112	27	27	54	36	33	69	--	18	123	-11					
10/23	Atlanta	1-2	W	24	28	52	31	18	49	--	14	101	27	28	55	17	23	40	--	13	95	6					
10/25	at Denver	2-2	W	29	21	50	25	24	49	--	17	99	24	22	46	24	17	41	--	1	87	12					
10/27	at LA Clippers	3-2	W	23	24	47	25	20	45	--	16	92	14	26	40	24	15	39	--	0	79	13					
10/29	at LA Lakers	3-3	L	28	26	54	31	16	47	--	11	101	21	33	54	34	25	59	--	15	113	-12					
10/30	at Phoenix	3-4	L	31	15	46	19	27	46	--	14	92	24	26	50	28	23	51	--	24	101	-9					
11/1	at Charlotte	4-4	W	40	25	65	23	25	48	--	19	113	21	28	49	27	34	61	--	3	110	3					
11/3	Portland	5-4	W	23	37	60	27	20	47	--	12	107	26	27	53	24	27	51	--	8	104	3					
11/5	at Toronto	6-4	W	28	20	48	26	28	54	--	1	102	29	28	57	23	21	44	--	15	101	1					
11/7	at New York	7-4	W	29	27	56	33	37	70	--	17	126	30	27	57	18	34	52	--	7	109	17					
11/10	Washington	7-5	L	22	27	49	25	20	45	--	10	94	24	20	44	24	29	53	--	7	97	-3					
11/12	Detroit	8-5	W	24	28	52	22	24	46	--	27	98	18	23	41	11	26	37	--	1	78	20					
11/13	Boston	9-5	W	9	29	38	24	29	53	--	4	91	20	32	52	22	15	37	--	19	89	2					
11/15	Boston	9-6	L	22	17	39	25	28	53	--	11	92	19	18	37	28	33	61	--	9	98	-6					
11/17	at Brooklyn	9-7	L	25	16	41	32	26	58	--	1	99	31	31	62	19	28	47	--	23	109	-10					
11/18	Golden State	9-8	L	29	25	54	27	8	35	--	13	89	27	24	51	17	36	53	--	15	104	-15					
11/22	Brooklyn	9-9	L	27	36	63	19	30	49	--	12	112	24	28	52	32	33	65	--	5	117	-5					
11/24	Phoenix	9-10	L	33	33	66	20	29	49	--	7	115	36	25	61	26	33	59	--	10	120	-5					
11/27	Orlando	10-10	W	27	27	54	24	27	51	--	17	105	22	27	49	20	23	43	--	3	92	13					
11/29	at Dallas	11-10	W	30	22	52	35	27	62	--	31	114	23	18	41	24	31	55	--	5	96	18					
12/1	at Miami	12-10	W	31	30	61	26	24	50	--	31	111	16	27	43	20	22	42	--	2	85	26					
12/3	at Washington	13-10	W	34	31	65	34	17	51	--	36	116	29	17	46	26	29	55	--	4	101	15					
12/5	Utah	13-11	L	29	26	55	27	26	53	--	4	108	32	28	60	31	18	49	--	15	109	-1					
12/6	at Milwaukee	13-12	L	24	26	50	28	26	54	--	2	104	24	32	56	32	24	56	--	13	112	-8					
12/8	Chicago	14-12	W	29	23	52	30	33	63	--	26	115	24	19	43	23	26	49	--	2	92	23					
12/10	at Minnesota	15-12	W	34	31	65	27	31	58	--	33	123	20	24	44	27	35	62	--	0	106	17					
12/11	Sacramento	16-12	W	36	45	81	20	16	36	--	29	117	23	29	52	26	25	51	--	0	103	14					
12/13	Miami	17-12	W	23	32	55	23	27	50	--	16	105	25	19	44	29	21	50	--	6	94	11					
12/15	Houston	18-12	W	35	34	69	31	24	55	--	45	124	16	22	38	25	26	51	--	0	89	35					
12/18	at Milwaukee	19-12	W	34	28	62	31	26	57	--	30	119	20	31	51	18	21	39	--	4	90	29					
12/22	at Boston	19-13	L	26	22	48	25	28	53	--	1	101	31	32	63	22	26	48	--	23	111	-10					
12/26	Toronto	20-13	W	35	37	72	46	26	72	--	47	144	34	21	55	23	21	44	--	5	99	45					
12/28	at New Orleans	20-14	L	39	19	58	25	21	46	--	23	104	20	28	48	28	32	60	--	5	108	-4					
12/30	at Washington	20-15	L	30	21	51	21	21	42	--	4	93	31	27	58	33	19	52	--	21	110	-17					
12/31	Atlanta	20-16	L	32	34	66	22	30	52	--	16	118	25	26	51	40	30	70	--	8	121	-3					
1/2	Indiana	21-16	W	30	28	58	30	20	50	--	9	108	30	26	56	28	20	48	--	11	104	4					
1/4	Memphis	21-17	L	30	25	55	20	31	51	--	11	106	27	30	57	19	34	53	--	6	110	-4					
1/7	at Portland	22-17	W	24	33	57	25	32	57	--	15	114	21	26	47	31	23	54	--	3	101	13					
1/9	at Golden State	22-18	L	21	25	46	14	22	36	--	4	82	24	27	51	28	17	45	--	24	96	-14					
1/10	at Sacramento	23-18	W	28	34	62	22	25	47	--	13	109	22	27	49	30	29	59	--	5	108	1					
1/12	at Utah	24-18	W	27	31	58	30	23	53	--	25	111	24	28	52	16	23	39	--	0	91	20					
1/14	at San Antonio	25-18	W	35	29	64	20	30	50	--	11	114	26	33	59	27	23	50	--	5	109	5					
1/15	at Oklahoma City	26-18	W	24	22	46	37	24	61	--	5	107	32	24	56	29	17	46	--	18	102	5					
1/17	Brooklyn	27-18	W	30	35	65	22	27	49	--	9	114	31	28	59	29	19	48	--	8	107	7					
1/19	at Chicago	27-19	L	29	20	49	29	26	55	--	7	104	24	34	58	29	30	59	--	13	117	-13					
1/22	Oklahoma City	28-19	W	24	23	47	31	16	47	--	17	94	22	23	45	23	19	42	--	3	87	7					
1/24	New York	29-19	W	28	22	50	26	19	45	--	15	95	23	27	50	19	24	43	--	6	93	2					
1/26	Milwaukee	30-19	W	26	39	65	30	20	50	--	21	115	35	22	57	20	22	42	--	12	99	16					
1/30	at Detroit	30-20	L	29	26	55	33	17	50	--	15	105	24	25	49	35	31	66	--	11	115	-10					
1/31	New Orleans	31-20	W	17	21	38	22	33	55	--	5	93	19	20	39	27	24	51	--	9	90	3					
2/2	at Houston	31-21	L	31	22	53	30	21	51	--	7	104	32	32	64	26	25	51	--	15	115	-11					
2/4	at Charlotte	32-21	W	22	30	52	24	26	50	--	17	102	31	15	46	19	36	55	--	10	101	1					
2/6	Indiana	33-21	W	12	24	36	25	37	62	--	17	98	27	20	47	21	17	38	--	20	85	13					
2/9	San Antonio	34-21	W	29	28	57	27	21	48	--	23	105	30	18	48	25	19	44	--	8	92	13					
2/11	at Indiana	35-21	W	28	35	63	25	32	57	--	7	120	47	27	74	22	17	39	--	21	113	7					
2/12	at Philadelphia	35-22	L	23	28	51	20	22	42	--	2	93	36	22	58	22	23	45	--	18	103	-10					
2/15	at Atlanta	35-23	L	36	25	61	29	26	55	--	5	116	34	32	66	28	30	58	--	9	124	-8					
2/24	at Detroit	35-24	L	33	22	55	27	21	48	--	10	103	27	25	52												