



CLEVELAND CAVALIERS (15-8)

@ NEW YORK KNICKS (10-13)

SUN., DECEMBER 4, 2022 | 6:00 p.m. ET MADISON SQUARE GARDEN, NEW YORK, NY TV: BALLY SPORTS OHIO RADIO: WTAM 1100 AM/POWER 89.1 FM WNZN

2022-23 CLEVELAND CAVALIERS GAME NOTES

FOLLOW @CAVSNOTES ON TWITTER

SEASON GAME #24

ROAD GAME #13

LAST GAMES STARTERS

PLAYER / 2022-23 REGULAR SEASON AVERAGES

#32	Dean Wade						F • 6-9 • 219 • Kansas State/USA • 4th Season	
	GP/GS 17/9	PPG 6.4	RPG 4.1	APG 1.0	SPG 0.7	BPG 0.4	MPG 24.1	
#4	Evan Mobley						C • 7-0 • 215 • USC/USA • 2nd Season	
	GP/GS 23/23	PPG 15.2	RPG 9.2	APG 2.4	SPG 0.9	BPG 1.4	MPG 34.0	
#8	Lamar Stevens						F • 6-8 • 225 • Penn State/USA • 3rd Season	
	GP/GS 10/7	PPG 7.3	RPG 2.5	APG 0.4	SPG 0.2	BPG 0.6	MPG 20.9	
#45	Donovan Mitchell						G • 6-3 • 215 • Louisville/USA • 6th Season	
	GP/GS 21/21	PPG 28.7	RPG 3.9	APG 4.9	SPG 1.4	BPG 0.4	MPG 36.4	
#10	Darius Garland						G • 6-1 • 186 • Vanderbilt/USA • 4th Season	
	GP/GS 17/17	PPG 22.5	RPG 2.2	APG 8.0	SPG 1.2	BPG 0.2	MPG 35.7	

CAVS QUICK FACTS

Cleveland is playing New York for the second of four matchups this season (Jan 24 at NYK and March 31 vs NYK). **Cleveland is 13-4 this season against Eastern Conference opponents.** Cleveland ranks **2nd in the NBA** in defensive rating (107.3) and rank 7th in the NBA in offensive rating (114.4) this season. The Cavs are **allowing the fewest points per game in the NBA this season** (105.6 PPG).

The Cavs rank **3rd in the NBA in 3FG%** (.385) and have made **274 3FGM**, the **second-most triples through 23 games in team history**. Donovan Mitchell also ranks **3rd in the NBA in triples made this season (83)** and is shooting a career-high .435 3FG% (83-191).

MILESTONE ALERT: CEDI OSMAN has 545 three-pointers in his career and needs six triples to pass Wesley Person (550 3FGM) for sole possession of 7th on the Cavaliers all-time three-pointers made list.

DONOVAN MITCHELL finished with a game-high 34 PTS on 12-21 (.571) shooting from the field, including 7-11 (.636) shooting from beyond the arc, 1 STL and 1 BLK in 37 MIN on Dec. 2 vs. ORL. Mitchell has recorded 30+ points in 12 games this season and ranks **T-4th in the NBA for 30-point games**. He is averaging a career-high 28.7 PPG (8th in NBA), 4.9 APG, 3.9 RPG and 1.43 SPG in a career-high 36.4 MPG. **Mitchell is 1 of 2 NBA players this season with 75+ 3FGM on .400+ shooting from beyond the arc (Stephen Curry).** Cleveland is 9-3 this season when Mitchell scores 30+ points.

NBA LEADERS IN 30-POINT GAMES

T1.) Shai Gilgeous-Alexander, OKC - 16 games	T1.) Luka Dončić, DAL - 16 games
3.) Stephen Curry, GSW - 14 games	T4.) Jayson Tatum, BOS - 12 games
T4.) DONOVAN MITCHELL, CLE - 12 games	T4.) Kevin Durant, BKN - 12 games
T4.) Giannis Antetokounmpo, MIL - 12 games	

DARIUS GARLAND recorded 18 points, a team-high six assists and one steal in 37 minutes of play on Dec. 2 vs ORL. Garland is averaging a career-high 22.5 PPG, 8.0 APG, 2.2 RPG and 1.24 steals in a career-high tying 35.7 MPG and is shooting a career-best .414 3FG% (48-116). He ranks 5th in the NBA this season in assists per game and has recorded 10+ AST in 5 games this season.

ASSIST PER GAME LEADERS IN THE NBA

1.) Tyrese Haliburton, IND - 10.9 APG	2.) Trae Young, ATL - 9.6 APG
3.) Nikola Jokic, DEN - 8.9 APG	4.) Luka Dončić, DAL - 8.6 APG
5.) DARIUS GARLAND, CLE - 8.0 APG	6.) Marcus Smart, BOS - 7.7 APG

EVAN MOBLEY chipped in his 8th double-double of the season with 18 PTS on 9-10 (.900) shooting from the field, a game-high 13 REB, 4 AST, a team-high 2 BLK and 1 STL in 38 MIN on Dec. 2 vs. ORL. His .900 FG% was a career-high (min. 5 FGM). Mobley has recorded 10+ points in 20 of his 23 games this season and tallied a double-double in six of his last nine games. **Mobley is averaging 11.8 rebounds in his last eight games since Nov. 18, the 4th highest RPG in the NBA over that span** (Anthony Davis - 15.0 RPG, Ivica Zubac - 12.8 RPG and Deandre Ayton - 12.6 RPG).

KEVIN LOVE tallied his fourth double-double of the season with 11 PTS on 4-7 (.571) shooting from the field, 11 REB, 3 AST and 1 STL in 23 minutes off the bench on Dec. 2 vs. ORL. Cleveland is 4-0 this season when Love records a double-double. **Love is 1 of 3 NBA players this season averaging 10.0+ PTS and 7.0+ REB off the bench** (Christian Wood and Bobby Portis).

HUSTLE NUMBERS: KEVIN LOVE LEADS THE NBA in charges drawn (12). **EVAN MOBLEY** ranks 4th in the NBA in contested shots per game (11.7) and **JARRETT ALLEN** ranks 7th (11.4). Mobley also ranks **T-1st in the NBA** in contested three-pointers per game (4.0)

CAVALIERS PRONUNCIATIONS

Mamadi Diakite (MAH-mah-dee dee-ah-KEE-tay); Raul Neto (Hah-OOL Nett-oh); Isaac Okoro (oh-CORE-oh); Cedi Osman (JED-e AUSS-min)

INJURY REPORT

<https://official.nba.com/nba-injury-report-2022-23-season/>

2022-23 REGULAR SEASON CAVALIERS RECORDS

	RECORD	HOME	ROAD	OT
OVERALL	15-8	10-1	5-7	4-0
WESTERN	2-4	1-1	1-3	--
EASTERN	13-4	9-0	4-4	4-0
CENTRAL	3-2	--	3-2	--

STREAKS

OVERALL	Won 2
WESTERN	Won 1
EASTERN	Won 2
CENTRAL	Won 1

2022-23 REG. SEASON SCHEDULE

DATE	OPPONENT	SCORE	RECORD
10/19	@ Raptors	105-108	L 0-1
10/22	@ Bulls	128-96	W 1-1
10/23	vs. Wizards	117-107*	W 2-1
10/26	vs. Magic	103-92	W 3-1
10/28	@ Celtics	132-123*	W 4-1
10/30	vs. Knicks	121-108	W 5-1
11/2	vs. Celtics	114-113*	W 6-1
11/4	@ Pistons	112-88	W 7-1
11/6	@ Lakers	114-100	W 8-1
11/7	@ Clippers	117-119	L 8-2
11/9	@ Kings	120-127	L 8-3
11/11	@ Warriors	101-106	L 8-4
11/13	vs. Timberwolves	124-129	L 8-5
11/16	@ Bucks	98-113	L 8-6
11/18	vs. Hornets	132-122**	W 9-6
11/20	vs. Heat	113-87	W 10-6
11/21	vs. Hawks	114-102	W 11-6
11/23	vs. Trail Blazers	114-96	W 12-6
11/25	@ Bucks	102-117	L 12-7
11/27	@ Pistons	102-94	W 13-7
11/28	@ Raptors	88-100	L 13-8
11/30	vs. 76ers	113-85	W 14-8
12/2	vs. Magic	107-96	W 15-8
12/4	@ Knicks	6:00 pm	--
12/6	vs. Lakers	7:30 pm	--
12/9	vs. Kings	7:30 pm	--
12/10	vs. Thunder	7:30 pm	--
12/12	@ Spurs	8:30 pm	--
12/14	@ Mavericks	9:00 pm	--
12/16	vs. Pacers	7:30 pm	--
12/17	vs. Mavericks	8:00 pm	--
12/19	vs. Jazz	7:00 pm	--
12/21	vs. Bucks	7:00 pm	--
12/23	vs. Raptors	7:30 pm	--
12/26	vs. Nets	7:00 pm	--
12/29	@ Pacers	7:00 pm	--
12/31	@ Bulls	7:00 pm	--
1/2	vs. Bulls	7:00 pm	--
1/4	vs. Suns	7:00 pm	--
1/6	@ Nuggets	9:00 pm	--
1/8	@ Suns	8:00 pm	--
1/10	@ Jazz	9:00 pm	--
1/12	@ Trail Blazers	10:00 pm	--
1/14	@ Timberwolves	8:00 pm	--
1/16	vs. Pelicans	3:00 pm	--
1/18	@ Grizzlies	8:00 pm	--
1/20	vs. Warriors	7:30 pm	--
1/21	vs. Bucks	7:30 pm	--
1/24	@ Knicks	7:30 pm	--
1/26	@ Rockets	8:00 pm	--
1/27	@ Thunder	8:00 pm	--
1/29	vs. Clippers	7:00 pm	--
1/31	vs. Heat	7:00 pm	--
2/2	vs. Grizzlies	7:30 pm	--
2/5	@ Pacers	5:00 pm	--
2/6	@ Wizards	7:00 pm	--
2/8	vs. Pistons	7:00 pm	--
2/10	@ Pelicans	10:00 pm	--
2/11	vs. Bulls	8:00 pm	--
2/13	vs. Spurs	7:00 pm	--
2/15	@ 76ers	7:00 pm	--
2/23	vs. Nuggets	7:00 pm	--
2/24	@ Hawks	7:30 pm	--
2/26	vs. Raptors	6:00 pm	--
3/1	@ Celtics	7:30 pm	--
3/4	vs. Pistons	7:30 pm	--
3/6	vs. Celtics	7:00 pm	--
3/8	@ Heat	7:30 pm	--
3/10	@ Heat	8:00 pm	--
3/12	@ Hornets	5:00 pm	--
3/14	@ Hornets	7:00 pm	--
3/15	vs. 76ers	7:30 pm	--
3/17	vs. Wizards	7:30 pm	--
3/21	@ Nets	7:30 pm	--
3/23	@ Nets	7:30 pm	--
3/26	vs. Rockets	6:00 pm	--
3/28	@ Hawks	7:30 pm	--
3/31	vs. Knicks	7:30 pm	--
4/2	vs. Pacers	8:00 pm	--
4/4	@ Magic	7:00 pm	--
4/6	@ Magic	7:00 pm	--
4/9	vs. Hornets	1:00 pm	--

All Times Cleveland Time (ET)
* Overtime Periods

2022-23 REG. SEASON RECORD BY MONTH
Oct: (5-1); Nov: (9-7); Dec: (1-0)





AT NEW YORK KNICKS (10-13)

2022-23 REGULAR SEASON	PPG	OPP. PPG	FG%	3FG%	FT%	RPG	APG	SPG	TO	BPG
Cavaliers	112.7	105.6	.480	.385	.810	43.3	23.7	6.22	14.9	4.13
Knicks	114.6	116.4	.456	.319	.792	46.4	23.8	7.04	13.7	4.57



2022-23 REGULAR SEASON INDIVIDUAL BESTS			2022-23 REGULAR SEASON KNICKS BESTS			2022-23 REGULAR SEASON TEAM		
Points	38	Donovan Mitchell vs. NYK 10/30/22	Points	16	Evan Fournier vs. NYK 10/30/22, Jalen Brunson vs. NYK 10/30/22	Biggest Win	13	vs. NYK 10/30/22
Rebounds	13	Jarrett Allen vs. NYK 10/30/22	Rebounds	9	Julius Randle vs. NYK 10/30/22, Isaiah Hartenstein vs. NYK 10/30/22	** No Biggest Loss **		
Assists	12	Donovan Mitchell vs. NYK 10/30/22	Assists	7	Julius Randle vs. NYK 10/30/22, Jalen Brunson vs. NYK 10/30/22			

CAVS ALL-TIME BEST VS. NYK			NYK ALL-TIME BEST VS. CAVS			CLE-NYK SERIES		
POINTS	52	LeBron James, 2/4/09	POINTS	44	Patrick Ewing, 11/7/93 (OT)	Biggest Win	36	12/3/08 (118-82)
REBOUNDS	23	Andre Drummond, 1/15/21	REBOUNDS	22	3 times	Biggest Loss	35	11/2/70 (87-141) 3/20/01 (75-110)
ASSISTS	18	Mark Price, 2/15/89	ASSISTS	19	Michael Ray Richardson, 3/21/81			

2022-23 REGULAR SEASON VS. KNICKS			2022-23 REGULAR SEASON VS. KNICKS			SERIES HISTORY VS. KNICKS				
DATE	SITE	TIME/RESULT	DATE	SITE	RESULT		ALL-TIME	STREAKS	LAST WIN	LAST LOSS
10/30/22	Cleveland	W, 121-108	10/30/22	Cleveland	W, 121-108	Overall	104-116	Won 4	10/30/22	1/29/21
12/4/22	New York	6:00 pm	12/4/22	New York	6:00 pm	Home	64-47	Won 3	10/30/22	12/29/20
1/24/23	New York	7:30 pm	1/24/23	New York	7:30 pm	Road	40=69	Won 2	4/2/22	1/29/21
3/31/23	Cleveland	7:30 pm	3/31/23	Cleveland	7:30 pm					

CLE-NYK 2022-23 SERIES (1-0)

CAVALIERS 121, KNICKS 108 – OCTOBER 30, 2022 – ROCKET MORTGAGE FIELDHOUSE – CLEVELAND, OH – GAME #6

TEAM	1	2	3	4	OT	FINAL	FG	FGA	FG%	3FG%	FT%	OR	DR	TR	A	PF	ST	TO	BS
NYK	30	29	34	15	-	108	45	92	.489	.370	.500	12	33	45	26	25	9	14	2
CLE	35	27	22	37	-	121	41	89	.461	.460	.842	10	33	43	33	22	3	14	5
TEAM	HIGH PTS		HIGH REB		HIGH AST		TEAM	HIGH PTS		HIGH REB		HIGH AST							
CLE	D. Mitchell: 38		J. Allen: 13		D. Mitchell: 12		NYK	J. Brunson/E. Fournier: 16		I. Hartenstein/J. Randle: 9		J. Brunson/J. Randle: 7							

CAVS NOTES: Cleveland shot 23-50 (.460) from beyond the arc in the game, including 9-16 (.562) in the first quarter and 8-13 (.615) in the fourth quarter. Cleveland entered the game leading the NBA in three-point percentage and are shooting 88-206 (.427) on the season. Cleveland's 23 triples were the second-most made three pointers in a regular season game in franchise history (Cleveland shot 25-46 from three-point range on March 3, 2017 at Atlanta)...Cleveland dished out a season-high 33 assists, their most since April 10, 2022 vs. MIL (39 AST)...The Cavs had two players make 8+ triples in the game (Donovan Mitchell – 8-13 3FG; .615 3FG% and Kevin Love -8-13 3FG; .615 3FG%). It was just the second time in NBA history for teammates to each finish with 8+ triples in a game (Zach LaVine – 9 3FGM and Coby White – 8 3FGM on Feb. 10, 2021 vs. NOP). Dean Wade also made 6 3FG in the game, marking the second time since the NBA adopted the 3-point line in 1979-80 that three teammates made 6+ three-pointers each in a game...**DONOVAN MITCHELL** finished with his first double-double of the season, contributing a game-high 38 points on 12-20 (.600) shooting from the field, including 8-13 (.615) shooting from beyond the arc, a career-high 12 assists, three rebounds, two blocks and one steal in 37 minutes. It was Mitchell's second career game with 30+ points and 10+ assists (37 PTS, 10 AST on March 2, 2022 at HOU)...**KEVIN LOVE** recorded a season-high 29 points while shooting 8-13 (.615) from beyond the arc and eight rebounds in 22 minutes off the bench. Love scored 18 PTS on 5-7 (.714) shooting from beyond the arc in the fourth quarter, his most triples in a final frame in his career. Love's 8 three pointers tied his career high for triples in a game (five times). His 29 points were also his third-highest scoring total off the bench for his career...**DEAN WADE** chipped in a career-high 22 points on 8-11 (.727) shooting from the field, including 6-8 (.750) shooting from beyond the arc, four rebounds and three assists in 33 minutes. It was the second time in his career making 6+ triples in a game (shot 6-10 3FG on May 1, 2021 vs. MIA). It was also the second time in his career scoring 20+ points in a game (21 PTS on April 11, 2021 vs. NOP).

CONNECTIONS

Knicks guard **Derrick Rose** played in 16 games for the Cavaliers during the 2017-18 season... Knicks forward **Obi Toppin** played his college ball at Dayton in Dayton, Ohio...Cavs guard **Ricky Rubio** played for Knicks head coach **Tom Thibodeau** on the Minnesota Timberwolves during the 2016-17 season. Cavs guard **Donovan Mitchell** was born in Elmsford, NY which is 46 minutes away from Madison Square Garden...Cavs center **Jarrett Allen** and Knicks center **Jericho Sims** both played collegiately at Texas...Cavs center **Robin Lopez** and Knicks guard **Ryan Arcidiacono** were teammates on the Chicago Bulls from 2017-2019...Knicks center **Isaiah Hartenstein** played for the Cavaliers for 16 games during the 2020-21 season...Knicks assistant coach **Johnnie Bryant** was an assistant coach for the Utah Jazz, helping coach Cleveland guard **Donovan Mitchell**





VS LOS ANGELES LAKERS (9-12)

2022-23 REGULAR SEASON	PPG	OPP. PPG	FG%	3FG%	FT%	RPG	APG	SPG	TO	BPG
Lakers	114.0	115.0	.470	.328	.800	45.7	24.7	6.86	14.5	5.19
Cavaliers	112.7	105.6	.480	.385	.810	43.3	23.7	6.22	14.9	4.13



2022-23 REGULAR SEASON INDIVIDUAL BESTS			2022-23 REGULAR SEASON LAKERS BESTS			2022-23 REGULAR SEASON TEAM		
Points	33	Donovan Mitchell @ LAL 11/6/22	Points	27	LeBron James @ LAL 11/6/22	Biggest Win	14	@ LAL 11/6/22
Rebounds	11	Jarrett Allen @ LAL 11/6/22	Rebounds	12	Anthony Davis @ LAL 11/6/22	** No Biggest Loss **		
Assists	7	Darius Garland @ LAL 11/6/22	Assists	10	Russell Westbrook @ LAL 11/6/22			

CAVS ALL-TIME BEST VS. LAL			LAL ALL-TIME BEST VS. CLE			CLE-LAL SERIES		
Points	46	Kyrie Irving, 3/19/17	Points	47	Kobe Bryant, 1/30/01	Biggest Win	38	11/30/94 (117-79)
Rebounds	19	Chones, 2/9/79, Brewer, 10/24/76	Rebounds	26	Happy Hairston (2), 11/18/73, 10/15/72	Biggest Loss	55	1/11/11 (112-57)
Assists	18	Foos Walker, 1/29/80 (4 OT)	Assists	22	Magic Johnson, 11/17/83			

2022-23 REGULAR SEASON VS. LAKERS			2022-23 REGULAR SEASON VS. LAKERS			SERIES HISTORY VS. LAKERS				
DATE	SITE	TIME/RESULT	DATE	SITE	RESULT		ALL-TIME	STREAKS	LAST WIN	LAST LOSS
11/6/22	LA Lakers	W, 114-100	11/6/22	LA Lakers	W, 114-100	Overall	52-68	Won 1	11/6/22	3/21/22
12/6/22	Cleveland	7:30 pm	12/6/22	Cleveland	7:30 pm	Home	32-27	Lost 3	12/14/17	3/21/22
						Road	15-11	Won 1	11/6/22	10/29/21

CLE-LAL 2022-23 SERIES (1-0)

CAVALIERS 114, LAKERS 100 – NOVEMBER 6, 2022 – CRYPTO.COM ARENA – LOS ANGELES, CA – GAME #9

TEAM	1	2	3	4	OT	FINAL	FG	FGA	FG%	3FG%	FT%	OR	DR	TR	A	PF	ST	TO	BS
CLE	30	28	29	27	-	114	37	84	.440	.250	.889	9	39	48	19	20	7	14	6
LAL	36	28	16	20	-	100	40	87	.460	.296	.571	10	33	43	24	26	4	17	4
TEAM	HIGH PTS			HIGH REB			HIGH AST			TEAM	HIGH PTS			HIGH REB			HIGH AST		
CLE	D. Mitchell: 33			J. Allen: 11			D. Garland: 7			LAL	L. James: 27			A. Davis: 12			R. Westbrook: 10		

CAVS NOTES: With the win, Cleveland eclipsed its 8th consecutive win on the season...Cleveland made 32 free throws in the game (32-36, .889), marking the 13th time Cleveland has made 32 free throws on .889+ FT% in team history...**DONOVAN MITCHELL** finished with a game-high 33 points, including 12-13 (.923) from the free throw line, five rebounds, two assists, one steal and one block in 37 minutes of play. Mitchell has recorded 30+ points in six of his eight games with the Cavaliers this season. Mitchell shot 9-9 in the first quarter from the free throw line, his most free throw in a quarter in his career...**DARIUS GARLAND** recorded 24 points, including shooting 7-7 shooting from the charity stripe, a team-high seven assists and four rebounds in 39 minutes. Garland scored 21 of his points in the first half, the most point he has scored in the opening half for his career...**JARRETT ALLEN** contributed his sixth double-double of the season with 16 points, a team-high 11 rebounds, two steals and a game-high two blocks in 28 minutes...**CARIS LEVERT** chipped in 12 points on 5-10 (.500) shooting from the field, four rebounds, three assists and one steal in 30 minutes...**KEVIN LOVE** finished with his third double-double of the season with 10 points, 10 rebounds and one block in 20 minutes off the bench...**EVAN MOBLEY** contributed five points, seven rebounds, three assists, two steals and one block in 30 minutes

CONNECTIONS

Lakers forward **LeBron James** played 11 seasons for Cleveland (2003-2010, 2014-2018), winning an NBA title with the team in 2016 and left as the franchise's all-time leader in games played (849), points scored (23,119), rebounds (6,190), assists (6,228), steals (1,376), field goals made (8,369), three-pointers made (1,251), free throws made (5,130) and triple-doubles (64)... Lakers forward LeBron James is from Akron, Oh and attended nearby High School St. Vincent-St. Mary...Lakers Assistant Coach **Phil Handy** was an assistant coach with the Cavaliers from 2013-2018 and was part of the Cavs 2016 NBA Championship coaching staff...Cavaliers Assistant Coach **J.J. Outlaw** worked for five seasons (2011-16) with the Los Angeles Lakers as a player development coach and video coordinator...Cavs Senior Basketball Advisor **Bernie Bickerstaff** was an assistant coach for the Lakers under **Mike Brown** in 2012-13...Cavs forward **Kevin Love** played college ball at UCLA in Los Angeles... Lakers guard **Russell Westbrook** and Cavs forward **Kevin Love** were teammates in college at UCLA... Cavs guards **Evan Mobley** and **Isaiah Mobley** both played collegiately for USC... Cavs center **Robin Lopez** and Lakers forward **Anthony Davis** were teammates on the New Orleans Hornets during the 2012-13 season...Lakers guard **Patrick Beverley** play for the Houston Rockets while Cavs head coach **J.B. Bickerstaff** was on Houston's coaching staff from 2012-2016.





CAVS RECENT GAMES (3-2)

CAVALIERS 107, MAGIC 96 – DECEMBER 2, 2022 – ROCKET MORTGAGE FIELDHOUSE – CLEVELAND, OH – GAME #23 (15-8, 10-1 HOME)

TEAM	1	2	3	4	OT	FINAL	FG	FGA	FG%	3FG%	FT%	OR	DR	TR	A	PF	ST	TO	BS
ORL	25	22	17	32	-	96	40	81	.494	.348	.667	11	29	40	19	13	6	18	4
CLE	27	27	28	25	-	107	41	84	.488	.381	1.000	5	28	33	22	14	7	13	5
TEAM	HIGH PTS			HIGH REB			HIGH AST			TEAM	HIGH PTS			HIGH REB			HIGH AST		
CLE	D. Mitchell: 34			E. Mobley: 13			D. Garland: 6			ORL	P. Banchemo: 22			M. Wagner: 9			M. Fultz: 6		

CAVS NOTES: Cleveland finished with 16 three-pointers in the game, the 6th time this season with 16+ triples in a game...**DONOVAN MITCHELL** finished with a game-high 34 points on 12-21 (.571) shooting from the field, including 7-11 (.636) shooting from beyond the arc, one steal and one block in 37 minutes. He scored 16 of his points in the first quarter on 6-8 (.750) shooting from the field, including 3-5 (.600) shooting from beyond the arc. His 16 points were tied for his most points in an opening quarter this season (16 PTS in 1st Q on Nov. 16 at MIL). It was the 8th game of his career with 7+ three-pointers...**EVAN MOBLEY** chipped in his eighth double-double of the season with 18 points on 9-10 (.900) shooting from the field, a game-high 13 rebounds, four assists, a team-high two blocks and one steal in 38 minutes...His .900 FG% was a career-high (min. 5 FGM). Mobley recorded nine of his rebounds in the first half, tying his second-most rebounds in a half for his career...**KEVIN LOVE** tallied his fourth double-double of the season with 11 points on 4-7 (.571) shooting from the field, 11 rebounds, three assists and one steal in 23 minutes off the bench. Cleveland is 4-0 this season when Love records a double-double...**DARIUS GARLAND** recorded 18 points, a team-high six assists and one steal in 37 minutes of play.

CAVALIERS 113, 76ers 85 – NOVEMBER 30, 2022 – ROCKET MORTGAGE FIELDHOUSE – CLEVELAND, OH – GAME #22 (14-8, 9-1 HOME)

TEAM	1	2	3	4	OT	FINAL	FG	FGA	FG%	3FG%	FT%	OR	DR	TR	A	PF	ST	TO	BS
PHI	21	27	18	19	-	85	32	77	.416	.231	.833	7	23	30	19	11	7	16	1
CLE	25	44	21	23	-	113	45	74	.608	.517	.800	6	34	40	28	13	10	19	3
TEAM	HIGH PTS			HIGH REB			HIGH AST			TEAM	HIGH PTS			HIGH REB			HIGH AST		
CLE	C. LeVert: 22			E. Mobley: 8			D. Garland: 9			PHI	J. Embiid: 19			J. Embiid: 6			J. Embiid: 6		

CAVS NOTES: With the 113-85 win (+28), Cleveland secured its largest win over the 76ers since winning 114-85 (+29) on Feb. 18, 2014 at PHI. Philadelphia's 85 points were the least points allowed by Cleveland in a game since allowing 85 points on Feb. 6, 2022 vs. Indiana...The Wine and Gold finished the game shooting a season-high 45-74 (.608) from the field and 15-29 (.517) from beyond the arc...Cleveland shot 16-17 (.941) from the field in the second quarter, the highest field goal percentage in a quarter for the Cavaliers since play-by-play data was tracked in 1997-98 (min. 16 FGM). It was also the highest field goal percentage in a quarter for any NBA team since the Dallas Mavericks shot 16-17 (.941) in the 1st quarter on April 8, 2014 vs. Utah. The Cavs also shot 27-37 (.730) from the field in the first half, their highest field goal percentage in an opening half since Jan. 8, 2005 vs. NYK (.744 FG%)...Cleveland scored 44 points in the second quarter, marking the highest scoring total of any quarter this season (previous high was 40 PTS in the 4th quarter on Nov. 13 vs. MIN)...**CARIS LEVERT** finished with a game-high 22 points on 8-11 (.727) shooting from the field, including 3-4 (.750) shooting from beyond the arc, six rebounds, four assists and one steal in 33 minutes off the bench. It was his third game this season with 20+ points and his highest field goal percentage in a game this season...**DARIUS GARLAND** chipped in 21 points on 9-16 (.562) shooting from the field, including 3-4 (.750) shooting from beyond the arc, a game-high nine assists and two rebounds in 31 minutes...**DONOVAN MITCHELL** recorded 18 points, including 5-7 (.714) shooting from beyond the arc, six assists, three rebounds and two steals in 26 minutes. It was his 8th game this season with 5+ triples in a game and his ninth multi-steal game...**EVAN MOBLEY** tallied 16 points on 8-10 (.800) shooting from the field, a game-high eight rebounds, three assists and one block in 24 minutes of play. His .800 FG% was his second-highest shooting percentage of the season (7-8 FG, .875% on Nov. 2 vs. BOS)...**ISAAC OKORO** chipped in 11 points on 5-7 (.714) shooting from the field, five rebounds, two assists and a game-high tying three steals in 22 minutes off the bench. It was his third game this season with 10+ points and his 10th career game with 3+ steals.

RAPTORS 100, CAVALIERS 88 – NOVEMBER 28, 2022 – SCOTIABANK ARENA – TORONTO, ON – GAME #21 (13-8, 5-7 AWAY)

TEAM	1	2	3	4	OT	FINAL	FG	FGA	FG%	3FG%	FT%	OR	DR	TR	A	PF	ST	TO	BS
CLE	24	19	24	21	-	88	34	90	.378	.184	.813	13	34	47	21	18	7	10	3
TOR	26	26	28	20	-	100	37	84	.440	.429	.824	7	38	45	23	17	4	12	5
TEAM	HIGH PTS				HIGH REB		HIGH AST		TEAM	HIGH PTS		HIGH REB		HIGH AST					
CLE	D. Garland/E. Mobley: 18				E. Mobley: 15		D. Garland: 10		TOR	O. Anunobv: 20		P. Siakam: 11		S. Barnes/P. Siakam/F. VanVleet: 5					

CAVS NOTES: Cleveland has just 10 turnovers in Toronto, the 4th game this season with 10 or fewer turnovers...The Cavs finished with 7 steals in the game, the 8th time this season with 7+ steals...**EVAN MOBLEY** recorded his seventh double-double of the season with a team-high tying 18 points on 7-14 (.500) shooting from the field, a game-high 15 rebounds, one steal and a team-high two blocks in 33 minutes. It was his 5th career game with 15+ PTS and 15+ REB. **DARIUS GARLAND** chipped in his fifth double-double of the season with a team-high tying 18 points, a game-high 10 assists, four rebounds, a game-high three steals and one block in 33 minutes. It was the third time in his last four games that Garland has dished out 10+ assists...**ROBIN LOPEZ** contributed 9 points on 3-6 (.500) shooting from the field, three rebounds and two assists in 18 minutes off the bench. It was his second-highest scoring total of the season (12 PTS on Oct. 22 at CHI)...**DEAN WADE** contributed eight points, six rebounds and one steal in 28 minutes.

CAVALIERS 102, PISTONS 94 – NOVEMBER 27, 2022 – LITTLE CAESARS ARENA – DETROIT, MI – GAME #20 (13-7, 5-6 AWAY)

TEAM	1	2	3	4	OT	FINAL	FG	FGA	FG%	3FG%	FT%	OR	DR	TR	A	PF	ST	TO	BS
CLE	20	31	22	29	-	102	33	77	.429	.286	.848	10	31	41	14	20	3	14	4
DET	26	30	22	16	-	94	36	79	.456	.286	.538	7	29	36	14	26	9	16	6
TEAM	HIGH PTS		HIGH REB		HIGH AST		TEAM	HIGH PTS		HIGH REB		HIGH AST							
CLE	D Mitchell: 32		E Mobley: 13		D Garland: 10		DET	M Bagley III: 19		M Bagley III: 10		K Hayes: 8							

CAVS NOTES: Cleveland trailed by as many as 12 points in their 102-94 victory over Detroit...The Cavs held Detroit to 94 points, the sixth time this season holding their opponent to under 100 points...**DONOVAN MITCHELL** finished with a game-high 32 points, including 12-13 (.923) shooting from the free throw line, five rebounds and one steal in 39 minutes...It was his 11th game of the season with 30+ points...**EVAN MOBLEY** recorded his sixth double-double of the season with 20 points on 8-12 (.667) shooting from the field, a game-high 13 rebounds and one block in 40 minutes...**DARIUS GARLAND** finished with his fourth double-double of the season with 19 points, a game-high 10 assists and three rebounds in 40 minutes of play...**CEDI OSMAN** contributed 10 points on 4-8 (.500) shooting from the field, three rebounds and one block in 27 minutes off the bench. It was his ninth game this season with 10+ points off the bench.

BUCKS 117, CAVALIERS 102 – NOVEMBER 25, 2022 – FISERV FORUM – MILWAUKEE, WI – GAME #19 (12-7, 4-6 AWAY)

TEAM	1	2	3	4	OT	FINAL	FG	FGA	FG%	3FG%	FT%	OR	DR	TR	A	PF	ST	TO	BS
CLE	30	33	10	29	-	102	34	87	.391	.364	.846	10	31	41	12	17	9	9	2
MIL	25	27	35	30	-	117	42	83	.506	.469	.720	8	35	43	27	22	4	13	9
TEAM	HIGH PTS		HIGH REB		HIGH AST		TEAM	HIGH PTS		HIGH REB		HIGH AST							
CLE	D. Mitchell: 29		D. Wade: 12		D. Garland: 3		MIL	G. Antetokounmpo: 38		G. Antetokounmpo: 9		G. Antetokounmpo: 6							

CAVS NOTES: Cleveland made 12 three-pointers in the game and have recorded 10+ triples in 16 of their 19 games this season...The Cavs only finished with nine turnovers in the game, the second-lowest turnover total of the season (8 TO's on Nov. 16 at MIL)...**DONOVAN MITCHELL** finished with 29 points including 5-11 (.454) shooting from beyond the arc, three rebounds and one steal in 32 minutes. It was his seventh game this season with 5+ triples...**DARIUS GARLAND** chipped in 20 points, four rebounds and three assists in 38 minutes. It was his ninth game this season with 20+ points...**ISAAC OKORO** tallied 13 points on 3-6 (.500) shooting from the field and four rebounds in 32 minutes off the bench. It was his second game this season with 10+ points...**DEAN WADE** contributed seven points, a career-high tying 12 rebounds, two assists, one steal and one block in 36 minutes.



CAVALIERS ALL-TIME RANKINGS

*SEVERAL CAVALIER PLAYERS HAVE A CHANCE TO MOVE UP IN THE FRANCHISE'S ALL-TIME TOP 10 CATEGORIES BELOW THIS 2022-23 REGULAR SEASON:

POINTS SCORED	FIELD GOALS MADE	3-POINTERS MADE
1. L. James (23,119)	1. L. James (8,369)	1. L. James (1,251)
2. Z. Ilgauskas (10,616)	2. A. Carr (4,272)	2. K. LOVE (1,064)
3. B. Daugherty (10,389)	3. B. Smith (4,182)	3. M. Price (802)
4. A. Carr (10,265)	4. Z. Ilgauskas (4,045)	4. K. Irving (723)
5. M. Price (9,543)	5. B. Daugherty (3,823)	5. J. Smith (585)
6. B. Smith (9,513)	6. M. Price (3,429)	6. D. Gibson (578)
7. J. Williams (8,504)	7. J. Williams (3,198)	7. W. Person (550)
8. K. Irving (8,232)	8. K. Irving (3,009)	8. C. OSMAN (545)
9. K. LOVE (7,496)	9. L. Nance (2,945)	9. D. Ferry (543)
10. L. Nance (7,257)	10. C. Russell (2,480)	10. D. GARLAND (432)
11. C. Russell (6,588)	11. J. Chones (2,456)	11. M. Williams (414)
12. W. Free (6,329)	12. K. LOVE (2,447)	12. C. Ehlo (381)

FG% (min. 600 FGM)	DEFENSIVE REBOUNDS	TOTAL REBOUNDS
1. J. ALLEN (.639)	1. L. James (5,156)	1. L. James (6,190)
2. M. West (.553)	2. B. Daugherty (4,020)	2. Z. Ilgauskas (5,904)
3. B. Daugherty (.532)	3. K. LOVE (3,595)	3. T. Thompson (5,393)
4. L. Nance (.530)	4. Z. Ilgauskas (3,568)	4. B. Daugherty (5,227)
5. C. Boozer (.528)	5. T. Thompson (3,278)	5. J. Williams (4,669)
6. T. Hill (.521)	6. J. Williams (3,049)	6. A. Varejao (4,454)
7. T. Thompson (.518)	7. A. Varejao (2,968)	7. K. LOVE (4,339)
8. L. Nance Jr. (.517)	8. J. Chones (2,750)	8. J. Chones (3,790)
9. M. Turpin (.516)	9. L. Nance (2,494)	9. L. Nance (3,561)
10. R. Hinson (.516)	10. J. Brewer (2,259)	10. J. Brewer (3,551)
11. A. Varejao (.511)	11. T. Hill (1,830)	11. B. Smith (3,057)
12. J. Edwards (.508)	12. D. Gooden (1,698)	12. T. Hill (2,785)

NOTES: KEVIN LOVE passed Zydrunas Ilgauskas (3,568 DREB) for 3rd place in defensive rebounds with his 3rd def. board at Milwaukee on Nov. 16...DARIUS GARLAND moved past Mo Williams (414 3FGM) for sole possession of 10th place in three-pointers made with his first triple against Miami on Nov. 20...CEDI OSMAN moved past Danny Ferry (543 3FGM) for sole possession of 8th place in three-pointers made with his first three against Philadelphia on Nov. 30.

UPCOMING REGULAR SEASON MILESTONES

***YELLOW HIGHLIGHT** INDICATES PLAYER IS NEAR MILESTONE

JARRETT ALLEN

400 GP (358)	Needs 42
200 STL (196)	Needs 4
500 BLK (486)	Needs 14
1,000 OREB (989)	Needs 11

DARIUS GARLAND

4,000 PTS (3,525)	Needs 475
1,500 AST (1,277)	Needs 223
500 3FGM (432)	Needs 68
300 STL (218)	Needs 82

CARIS LEVERT

5,000 PTS (4,869)	Needs 131
2,000 FGM (1,822)	Needs 178
500 3FGM (468)	Needs 32
400 STL (357)	Needs 43

ROBIN LOPEZ

1,000 GP (956)	Needs 44
5,000 REB (4,630)	Needs 370
1,100 BLK (1,036)	Needs 64

KEVIN LOVE

15,000 PTS (14,485)	Needs 515
5,000 FGM (4,765)	Needs 235
1,600 3FGM (1,504)	Needs 96
9,000 REB (8,792)	Needs 208
7,000 DREB (6,703)	Needs 297
2,000 AST (1,962)	Needs 38

DONOVAN MITCHELL

9,000 PTS (8,836)	Needs 564
500 STL (475)	Needs 25
400 GP (366)	Needs 34

EVAN MOBLEY

2,000 PTS (1,383)	Needs 617
100 GP (92)	Needs 8
1,000 REB (781)	Needs 219
100 STL (77)	Needs 23
200 BLK (147)	Needs 53

RAUL NETO

1,000 FGM (895)	Needs 105
300 3FGM (250)	Needs 50
1,000 AST (851)	Needs 149

ISAAC OKORO

2,000 PTS (1,335)	Needs 665
200 GP (157)	Needs 43
500 REB (457)	Needs 43
500 FGM (477)	Needs 23

CEDI OSMAN

4,000 PTS (3,476)	Needs 524
600 3FGM (545)	Needs 55
800 AST (736)	Needs 64
300 STL (247)	Needs 53

RICKY RUBIO

8,000 PTS (7,399)	Needs 601
700 GP (665)	Needs 35
3,000 REB (2,760)	Needs 240

DEAN WADE


1,000 PTS (773)	Needs 227
500 REB (453)	Needs 47

NOTES: CEDI OSMAN handed out his 700th career assist at Toronto on Oct. 19...DONOVAN MITCHELL recorded his 100th career block vs. Washington on Oct. 23...JARRETT ALLEN grabbed his 3,000th career rebound vs. Orlando on Oct. 26; became the only active player age 25 or younger with 3,000 rebounds...JARRETT ALLEN scored his 4,000th career point with his first point at Boston on Oct. 28...DONOVAN MITCHELL made his 3,000th career field goal with his 8th basket at Boston on Oct. 28...DARIUS GARLAND swiped his 200th career steal against Boston on Nov. 2...CARIS LEVERT grabbed his 1,000th career defensive rebound against Boston on Nov. 2...DONOVAN MITCHELL became the 2nd fastest player in NBA history to make 1,000 3FG with his fifth triple at Sacramento on Nov. 9 (355 games)...DARIUS GARLAND made his 400th three-pointer against Minnesota on Nov. 13, becoming the quickest Cavalier ever to reach that mark (188 games)...KEVIN LOVE made his 1,500th three-pointer against Minnesota on Nov. 13...ROBIN LOPEZ dished out his 800th career assist against Miami on Nov. 20...RAUL NETO played in his 400th career game at Detroit on Nov. 27.



2022-23 SEASON NOTES

ANOTHER STRONG START: Cleveland has opened up with an **15-8 record (10-1 at home)**, their best overall start since 2017-18 (16-7).

 **WWWWWWWW:** The Cavs had an **8-game win streak** from Oct. 22-Nov. 6, their longest since Nov. 11-Dec. 6, 2017 (13 straight wins).

2022-23 BEST HOME RECORDS IN NBA	
TEAM	HOME RECORD
1. GSW	11-1 (.917)
2. CLEVELAND	10-1 (.909)
3. PHX	12-2 (.857)
4. BOS	11-2 (.846)


HEATING UP FROM THREE AND LOCKING DOWN ON D: This season, the Cavaliers are shooting **.385** from beyond the arc (3rd-best in NBA). Cleveland also ranks in the **Top 10 in the NBA** in offensive rating and defensive rating and are on pace to have the **2nd-highest scoring average** in franchise history.

NBA LEADERS IN 3FG% ('22-23)		MOST 3FGM THROUGH 23 GAMES IN CAVS HISTORY		HIGHEST PPG IN CAVS HISTORY	
TEAM	3FG%	CAVS YEAR	3FGM	CAVS YEAR	PPG
1. BOS	.404	2016-17	310	1979-80	114.1
2. DEN	.403	2022-23	283	2022-23	112.7
3. CLEVELAND	.385	2017-18	273	2017-18	110.9
4. GSW	.382	2021-22	270	2016-17	110.3
OFFENSIVE RATING NBA LEADERS ('22-23)		DEFENSIVE RATING NBA LEADERS ('22-23)		PPG DIFFERENTIAL LEADERS	
TEAM	OFF. RATING	TEAM	DEF. RATING	TEAM	DIFF.
1. BOS	120.7	1. MIL	107.0	1. BOS	+8.0
2. PHX	116.7	2. CLEVELAND	107.3	2. CLEVELAND	+7.1
3. SAC	116.3	3. NOP	108.1	3. PHX	+7.0
4. DEN	116.2	4. PHI	109.1	4. NOP	+6.6
5. UTA	116.2	5. LAC	109.4	5. MIL	+4.7
6. NOP	114.6	6. PHX	109.7	6. SAC	+3.9
7. CLEVELAND	114.4	7. TOR	110.5	7. DAL	+2.3

BEST SHOOTING QUARTER: During Cleveland's win over Philadelphia on Nov. 30, the Cavs shot **16-17 (.941)** in the second quarter, their **highest FG% in a single quarter** since play-by-play data started being tracked in 1997-98.

CAVS BEST SHOOTING QUARTERS SINCE PLAY-BY-PLAY TRACKING ERA (1997-98)	
DATE/OPPONENT/QTR.	FG%
11/30/22 vs. PHI (2nd Q)	.941 (16-17)
12/15/99 vs. NJN (4 th Q)	.882 (15-17)
11/9/22 at SAC (3 rd Q)	.882 (15-17)

BIG FIRST VICTORY: The Cavs recorded their first win of the 2022-23 regular season with a 128-96 victory in Chicago on Oct. 22. **The 32-point win was Cleveland's largest margin of victory against the Bulls franchise.** Their previous mark was 30 points twice (106-76 vs CHI on 2/3/84 and 114-84 vs CHI on 1/24/87).

 **BEST ALL-AROUND SHOOTING IN NEARLY THREE DECADES:** The Cavs shot .565 FG%, .593 3FG% and .889 FT% against the Bulls. **The last time Cleveland shot at least .550 FG%, .550 3FG% and .880 FT% in a single game was March 29, 1995 at Indiana (.603 FG%, .750 3FG%, .933 FT%).**





22 THREES BY TRIO: In a 121-108 win over New York on Oct. 30, the Cavs made **23 threes**, their **2nd-most** in a regular season game in franchise history. **DONOVAN MITCHELL** (38 PTS, career-high 12 AST, 8 3FGM), **KEVIN LOVE** (season-high 29 points, 8 REB, career-high tying 8 3FGM) and **DEAN WADE** (career-high 22 PTS, 6 3FGM) combined for **22 threes**.

NO OTHER TRIO IN NBA HISTORY HAD EVER COMBINED FOR 22 THREE-POINTERS OR MORE IN A SINGLE GAME UNTIL LOVE (8), MITCHELL (8) AND WADE (6) ACCOMPLISHED THIS FEAT.

MOST 3FGM IN A SINGLE GAME IN CAVS HISTORY (REG. SEASON)	
DATE/OPPONENT	3FGM
3/3/17 at ATL	25
10/30/22 vs. NYK	23
12/26/21 vs. TOR	22

- TWO TEAMMATES WITH 8 THREES APIECE:** It was just the **2nd time** in NBA history that two teammates each made 8+ triples in a game (Zach LaVine – 9 3FGM and Coby White – 8 3FGM on Feb. 10, 2021 vs. NOP).
- THREE TEAMMATES WITH 6 THREES APIECE:** It was just the **2nd time** in NBA history that three teammates each made 6+ triples in a game (1/7/2019: Houston – P.J. Tucker 7, Gerald Green 6 and James Harden 6).

SPIDA AND VERT GO FOR 41: In Cleveland's 132-123 overtime win at Boston on Oct. 28, **DONOVAN MITCHELL (41 PTS)** and **CARIS LEVERT (41 PTS)** combined for **82 points**, while setting numerous historical achievements in the victory.

- 2ND CAVS TEAMMATES EVER TO DO IT!:** Mitchell and LeVert joined Kyrie Irving and LeBron James (Game 5, 2016 NBA Finals) as the only pair of teammates in Cavaliers history to each record 40+ points in a game (regular season or Playoffs).
- MOST POINTS BY A CAVS BACKCOURT EVER!:** Mitchell and LeVert, the starting backcourt, combined for **82 PTS** in the win, the **most points scored by a Cavs backcourt in any regular season game in franchise history**.

MOST POINTS SCORED BY A CAVS BACKCOURT		
POINTS	CAVS STARTING BACKCOURT	DATE
82	Donovan Mitchell (41) & Caris LeVert (41)	10/28/22
75	Darius Garland (41) & Donovan Mitchell (34)	11/18/22
69	Larry Hughes (40) & LeBron James (29)	2/11/08



41 POINTS APIECE

OCT. 28 AT BOSTON

- 2ND NBA BACKCOURT TO SCORE 40 APIECE SINCE 1970!:** It marked just the **2nd time** since 1970-71 that both starting backcourt players for any NBA team scored 40 points apiece in a regular season game (12/13/83, Detroit's Isiah Thomas-47 and John Long-41).



DONOVAN'S DOMINANCE: DONOVAN MITCHELL has put up strong numbers through his first 21 outings with Cleveland, averaging a team-best 28.7 PPG (.494 FG%, .435 3FG%, .888 FT%), 3.9 RPG, 4.9 APG and 1.43 SPG in 36.4 MPG. He has scored 20+ PTS 17 times and 30+ PTS 12 times.

SCORING LIKE WILT: Mitchell topped the 30-point mark 5 times in his first 6 games, including one 40+ PT performance (41 PTS at BOS on 10/28). He became just the 2ND PLAYER IN NBA HISTORY to record 30+ points in 5 of his first 6 games with a team, joining Wilt Chamberlin (his first 6 games in 1959 with the Warriors).

FIRST 10: Mitchell scored 319 points in the first 10 games, the most by a player in their first 10 outings with the Cavaliers EVER! It was also the 2nd-most points scored by any NBA player in their first 10 games with a team in league history, behind only Wilt Chamberlain (371 points in 1959).

RACE TO 1,000: Mitchell became the 2ND FASTEST PLAYER IN NBA HISTORY to make 1,000 3FG with his fifth triple at Sacramento on Nov. 9. He also has the 5th-most 3FG since entering the NBA.

FASTEST TO 1,000 CAREER 3FGM IN NBA HISTORY		MOST 3FGM SINCE 2017-18	
PLAYER	GAMES TO REACH 1,000 3FGM	PLAYER	3FGM
Buddy Hield	350	1. Buddy Hield	1,344
DONOVAN MITCHELL	355*	2. Stephen Curry	1,315
Stephen Curry	369	3. James Harden	1,231
Mitchell made his 1,000 th career triple on Nov. 9		4. Damian Lillard	1,138
		5. DONOVAN MITCHELL	1,041

RECORD DEBUT: Mitchell's 31 points in his first game as a Cavalier on Oct. 19 in Toronto were tied for the most EVER by a player in his Cavs debut. He also became just the 2nd player in team history to score at least 30 points in his first game as a member of the Wine and Gold.

THE ONLY PLAYERS EVER TO SCORE 30+ POINTS IN THEIR FIRST GAME AS A CAVALIER

1. Ron Brewer (31 PTS vs. Milwaukee 12/26/81)
2. **DONOVAN MITCHELL (31 PTS at Toronto 10/19/22)**

30 TO START: Mitchell scored 30+ points in each of the first 3 games to start the season, a feat that NO other Cavalier has ever done.

DONOVAN'S HISTORICAL FIRST 3 GAMES

Date	Points	Rebounds	Assists	Steals	FG	3FG	FT
10/19 at TOR	31	2	9	2	12-21	2-8	5-6
10/22 at CHI	32	9	8	1	10-19	4-6	8-9
10/23 vs. WAS	37	5	4	3	12-29	5-12	8-9

* BECAME THE 3RD PLAYER IN NBA HISTORY TO RECORD 30+ POINTS IN EACH OF HIS FIRST THREE GAMES WITH A FRANCHISE (WILT CHAMBERLAIN IN 1959-60 AND GLENN ROBINSON IN 2002-03).

* BECAME THE 1ST PLAYER IN CAVS HISTORY TO OPEN A SEASON WITH CONSECUTIVE GAMES OF 30+ PTS.

*MITCHELL PUT UP 100 TOTAL POINTS IN HIS FIRST 3 GAMES, A FRANCHISE-RECORD TO START THE SEASON.

*The prev. franchise record for points by a Cavalier through the first 3 games of any season was 90 (Austin Carr, '74-75)

*The prev. franchise record for points by a player through their first 3 games as a member of the Cavaliers was 72 (Shawn Kemp '97-98).



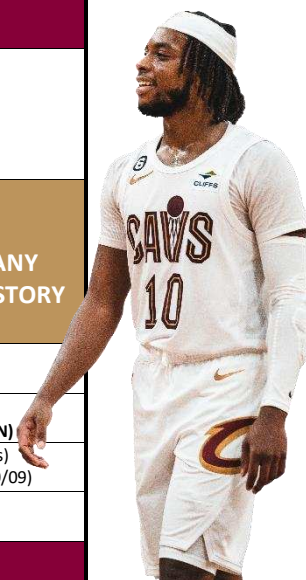


DG THE PG: In his 16 appearances, **DARIUS GARLAND** is averaging a career-best **22.5 points**, a team-high **8.0 assists** and **1.24 steals** in **35.7 minutes**. He is shooting a career-high **.414 3FG%** and has scored **40+ PTS** twice.

41 PTS, 6 AST, 5 STL: In a win over Charlotte on Nov. 18, Garland tallied a game-high 41 points (16-26 FG), six assists, a career-high five steals and one block in a career-high 48 minutes. He became just the **2nd Cavs player in team history to record 40+ PTS, 5+ AST and 5+ STL (LeBron James – 47 PTS, 8 AST, 5 STL on Feb. 6, 2010 vs. NYK)**.

51-POINT EXPLOSION: Against Minnesota on Nov. 13, Garland finished with a **career-high 51 points** on 16-30 (.533) shooting from the field, including 10-14 (.714) shooting from beyond the arc, a team-high six assists, two rebounds and one steal in 40 minutes. **Check out historical marks he achieved that night below:**

DG'S 51-POINT NIGHT			
6 TH PLAYER IN NBA HISTORY TO RECORD			
50+ PTS, 10+ 3FG AND 5+ AST			
(STEPHEN CURRY, DAMIAN LILLARD, KYRIE IRVING, JAMES HARDEN AND KLAY THOMPSON)			
4 TH	3 RD	MOST	2 ND
CAVS PLAYER TO SCORE 50 POINTS IN A GAME	CAVS PLAYER TO MAKE 10+ 3FG IN A GAME	POINTS IN A 4 TH QUARTER IN CAVS HISTORY	MOST POINTS SCORED IN ANY SINGLE QUARTER IN CAVS HISTORY
LeBron James (9 times)	Kyrie Irving (11 3FG, 1/28/15)	27 PTS DARIUS GARLAND (11/13/22 vs. MIN)	34 PTS (1 st Q) Kevin Love (11/23/16 vs POR)
Kyrie Irving (2 times)	C.J. Miles (10 3FG, 1/7/14)	24 PTS LeBron James (1/6/08 at TOR)	27 PTS (4 th Q) DARIUS GARLAND (11/13/22 vs MIN)
Walt Wesley (2/19/71)	DARIUS GARLAND (10 3FG, 11/13/22)	23 PTS LeBron James (12/4/15 at NOP)	24 PTS (3 times, all by LeBron James) (4 th Q 1/6/08, 1 st Q 4/11/08, 3 rd Q 2/20/09)
DARIUS GARLAND (11/13/22)		23 PTS LeBron James (11/12/17 vs. BKN)	
SET CAREER HIGHS IN POINTS (51), FGM (16) & 3FGM (10)			



THE RETURN OF DG: In his return from injury in a win over Boston on Nov. 2, Garland posted 29 PTS, 12 AST, 5 REB, 3 STL and just 1 turnover in 42 minutes. Only 2 other Cavaliers have ever recorded 25+ PTS, 10+ AST, 5+ REB, 3+ STL and 1 turnover or less in a single game.

THE ONLY CAVS PLAYERS TO RECORD		
25+ PTS, 10+ AST, 5+ REB, 3+ STL and 1 TURNOVER OR LESS		
PLAYER	DATE/OPPONENT	STAT LINE
DARIUS GARLAND	11/2/22 vs. BOS	29 PTS, 12 AST, 5 REB, 3 STL, 1 TOV
LeBron James	1/16/05 at SEA	35 PTS, 11 AST, 5 REB, 4 STL, 1 TOV
Randy Smith	1/29/80 vs. LAL	31 PTS, 10 AST, 5 REB, 3 STL, 1 TOV

DOUBLE-DOUBLE JA: JARRETT ALLEN has already posted 9 double-doubles, tied for 15th-most in the NBA. He is averaging 13.5 points (.588 FG%), a career-high tying 10.8 rebounds and 1.24 blocks in 32.0 minutes.

JARRETT ALLEN'S CAREER 20-REBOUND GAMES	
REB	DATE/OPP.
24	1/16/19 at HOU
22	2/4/22 at CHA
21	11/25/19 at CLE
*20	11/7/22 at LAC
*This Season	





MARVELOUS MOBLEY: EVAN MOBLEY, last year's runner-up for the NBA Rookie of the Year award, is off to a solid start. He has **played in all 23 games** and is averaging **15.2 points (.569 FG%), a career-high 9.2 rebounds, 2.4 assists, 0.91 steals and a team-high 1.39 blocks in 34.0 minutes**, while posting **8 double-doubles (T-21st in NBA)**.

SCORING AND BLOCKING: Mobley has **scored in double figures in 20 games so far** and has **blocked at least one shot in 17 outings**, including a **career-best 8-block performance in a win at Detroit on Nov. 4**.

A BIT OF EVERYTHING: Mobley tallied 21 points, a **career-high 18 rebounds**, five assists, two blocks and one steal in a career-high 45 minutes during a win over Charlotte on Nov. 18. He became just the **9th player in Cavaliers history with 20+ PTS, 15+ REB, 5+ AST, 2+ BLK and 1+ STL** (LeBron James, Brad Daugherty, Campy Russell, Andre Drummond, Kevin Love, Drew Gooden, Bingo Smith, Cliff Robinson).

2022-23 NBA LEADERS IN CONTESTED SHOTS PER GAME

PLAYER	CONT. SHOTS PER GAME
1. Brook Lopez, MIL	18.5
2. Ivica Zubac, LAC	13.0
3. Kristaps Porzingis, WAS	12.6
4. EVAN MOBLEY, CLE	11.7

MOST BLOCKS IN A SINGLE GAME IN CAVS HISTORY

BLOCKS	CAVS PLAYER	DATE/OPP.
11	Larry Nance	1/7/89 vs NYK
9	Hot Rod Williams	2/3/88 at WAS
8	EVAN MOBLEY	11/4/22 at DET
8	Larry Nance	11/27/91 vs PHI
8	Larry Nance	3/26/93 at PHI
8	Larry Nance	4/10/92 at NJ

PEANUT BUTTER AND CEDI: CEDI OSMAN has scored in double figures in 9 games and is averaging 9.0 points, 3.0 rebounds and 1.6 assists in 22.9 minutes off the bench. He became **the 2nd Cavalier since 1985-86 to record 10+ points off the bench in the Cavs first four games of a season (Jordan Clarkson, 2018-19)**.

15+ POINTS: Osman scored at least 15 PTS in each of the first 3 games, becoming just the **4th player in Cavaliers history to record three straight games with 15+ points off the bench to start a season**.

THE ONLY CAVS PLAYERS TO OPEN A SEASON WITH 3 STRAIGHT GAMES OF 15+ POINTS OFF THE BENCH

PLAYER	YEAR
Campy Russell	1976-77
Austin Carr	1978-79
Jordan Clarkson	2018-19
CEDI OSMAN	2022-23

MAJOR LOVE OFF THE BENCH: KEVIN LOVE, who placed 2nd in the NBA's Sixth Man of the Year award last season, is averaging **10.6 points (.402 3FG%, .868 FT%), 7.4 rebounds and 2.5 assists in 20.8 minutes per contest** so far in 2022-23. He also has **4 double-doubles**.

LOVE MAKES HISTORY: In a win at Detroit on Nov. 4, Love (21 PTS, 10 AST, 8 REB) became the **FIRST player in Cavaliers history to record 20+ PTS, 10+ AST and 8+ REB off the bench**. Love's time-on-court (**23:26**) was the **lowest of any NBA player in the shot clock era (1954-55) to hit those minimums. (Elias)**

ONE LOVE: Love became the **1ST CAVS PLAYER** to average 12.0+ PPG, 7.5+ RPG, 2.5+ APG and shoot .400+ 3FG% through his first 10 games of a season. **NO OTHER NBA PLAYER** has hit those marks while averaging under 21 MPG through his first 10 games of a season since 1979-80. (Elias)

2022-23 NBA BENCH LEADERS IN PLUS/MINUS

+/-	PLAYER
+161	1. CEDI OSMAN, CLE
+129	2. Sam Hauser, BOS
+109	3. KEVIN LOVE, CLE
+101	4. Jose Alvarado, NOP

ALL ABOUT VERT: CARIS LEVERT has scored in double figures in 12 games, including a 41-point outburst at Boston on Oct. 28, and is averaging **11.2 points, 4.5 rebounds and 4.7 assists in 31.7 minutes**.



JERSEY NUMBERS: Here's a breakdown of the Cavaliers' 2022-23 record by jersey.

White: 6-4

Wine: 5-1

Black: 3-2

City: 1-1



RECENT TRANSACTIONS:

10/17/22 – The Cavaliers signed forward Mamadi Diakite to a Two-Way contract.

10/15/22 – The Cavaliers exercised the third-year (2023-24) contract option on Evan Mobley and the fourth-year (2023-24) contract option on Isaac Okoro; also waived Sharife Cooper, Mamadi Diakite, Nate Hinton, R.J. Nembhard and Jamorko Pickett.

9/27/22 – The Cavaliers signed forward Dean Wade to a multi-year contract extension.

9/26/22 – The Cavaliers added forwards Mamadi Diakite and Jamorko Pickett and guards Nate Hinton and Sharife Cooper to their 2022 training camp roster.

9/3/22 – The Cavaliers acquired NBA All-Star guard Donovan Mitchell in a trade with the Utah Jazz; In exchange, Cleveland sent guard Collin Sexton (via sign and trade), forward Lauri Markkanen, guard Ochai Agbaji and three future unprotected first round draft picks (2025, 2027, 2029) to Utah, while also agreeing to pick swaps in 2026 and 2028.

7/9/22 – The Cavaliers signed guard Darius Garland to a multi-year contract extension.

7/8/22 – The Cavaliers signed guard Ricky Rubio, center Robin Lopez and guard Raul Neto.

7/3/22 – The Cavaliers signed guard R.J. Nembhard to a Two-Way contract.

7/2/22 – The Cavaliers signed 2022 NBA Draft picks Ochai Agbaji and Isaiah Mobley (Two-Way).

6/28/22 – The Cavaliers extended a qualifying offer to guard Collin Sexton and a Two-Way contract qualifying offer to guard R.J. Nembhard.

6/24/22 – The Cavaliers selected guard Ochai Agbaji from the University of Kansas with the 14th overall pick in the 2022 NBA Draft; also selected center Khalifa Diop with the 39th pick out of Senegal, forward Isaiah Mobley with the 49th pick out of USC and forward Luke Travers with the 56th pick out of Australia.

CAVALIERS OFF THE COURT NOTES

2022-23 CLEVELAND CAVALIERS: AUDIOVERSE: Cleveland Cavalier fans can follow the team all season long on the 31-station, Cavaliers AudioVerse. All 82 regular season games, as well as four preseason games and all potential playoff games will be aired live. Fans can also listen online at NBA.com and sign up for NBA Audio League Pass through TuneIn Radio, or on any mobile device by downloading the Cavs App.

The flagship stations for Cavs basketball are the 50,000-watt News Radio WTAM 1100 AM and 106.9 FM and 100.7 FM WMMS, Cleveland's Rock Station. Returning as the Akron outlet for the 30th season is 1590 AM WAKR.

In his fourth season, play-by-play announcer Tim Alcorn will be joined in the booth by Cavalier Legend Jim Chones, who returns for his 13th season as color analyst and recently called his 1,500th game on Oct. 30, 2022. Returning for his 31st year is studio host Mike Snyder, who will anchor all pregame, halftime and postgame shows. Former OSU great and NBA player Brad Sellers is back for his 12th year as postgame studio analyst.



Each broadcast on the Cavaliers AudioVerse begins with the Huntington Tip-Off Show, an inside look at the upcoming game. Hosted by Mike Snyder, the show airs 30 minutes prior to game time. It is a comprehensive look at what is happening around the NBA, including interviews, highlights, game reports, injury updates and a preview of the Cavs game with Tim Alcorn while Jim Chones provides his Keys to the Game.

Following each game Mike Snyder will host the Zoom Postgame Show. Jim Chones and Brad Sellers will join Snyder to provide postgame analysis, review stats and highlights. Fans will hear comments from players in both locker rooms, Coach Bickerstaff's postgame press conference and news from other games around the league.

Every Monday through Friday morning at 8:25 a.m., fans can listen to host Bill Wills and Mike Snyder on WTAM 1100 AM for the daily Cavs Update. Wills and Snyder will be joined every Monday and Thursday by Tim Alcorn while Jim Chones will appear every Tuesday and Friday. On Wednesdays, members of the front office, broadcast crew along with other Cavalier Legends will appear with Wills and Snyder. Alcorn will also host an afternoon drive Cavs Update on the Cavaliers AudioVerse that will feature the latest Cavs news, including game recaps, previews and other NBA news.

THE CAVALIERS ON WTAM 1100 AM

Monday 11/28	Tim Alcorn, Audio PBP Announcer
Tuesday 11/29	Jim Chones, Cavs Legend & Audio Analyst
Wednesday 11/30	Serena Winters, TV Sideline Reporter
Thursday 12/1	Tim Alcorn, Audio PBP Announcer
Friday 12/2	Jim Chones, Cavs Legend & Audio Analyst

*All Cavs personalities will be on at 8:25 a.m.

LOS CAVS EN ESPAÑOL: Rafa Hernandez-Brito is returning for his 9th season as the Bilingual voice of Los Cavs en Español. He brings his high-energy style of play-by-play to each game broadcast airing on Power 89.1 FM. Hernandez-Brito, known as Rafa "El Alcalde" (The Mayor) is the first Hispanic sportscaster to have called finals in all three major sports and the NCAA Final Four in the U.S. He is a syndicated sportscaster in the US and Latin America with the ability to call all major sports, showcasing an extensive career in sports radio and television in the Hispanic market. His road to the microphone is an American dream, a testament of his hard work, dedication, and transparency, which are the pillars to his success.



Rafa was the voice of the New Jersey Nets 1997-2001 and also called the basketball games for St. John's University Men's basketball during the same period. He was the first Spanish voice of the Brooklyn Nets in 2010-2012. In 2016 Rafa became the Public Address Announcer and the voice of legendary Azteca Stadium in Mexico City for the annual edition of NFL Mexico games and continues to serve as the Hispanic voice of the NCAA Final Four Tournaments. During his outstanding career at Univision, he served as the voice of NFL for the Spanish broadcasts of Univision Radio Network from 2005 to 2013 including Pro Bowls and Super Bowls and was the play-by-play in Spanish for the Miami Dolphins. Rafa

served as Director of Sports for Univision Radio Network in 2005-2013, and the creator/host/Executive Producer of "Locura Deportiva" the most successful sports program on Univision Radio, presiding frank colorful discussions and often comical takes about the issues of the day. He was also the creator and host of "El Garage de AutoZone," a morning automotive show, perhaps best described as a Spanish version of the immensely popular NPR program "Car Talk".

Rafa is a charismatic individual, passionate about his work, always prepared, and knowledgeable on all sports. Throughout his extensive career he has also called Major and Little League Baseball, Mixed Martial Arts, UFC, and Boxing, in addition to having covered the Mexican League, five World Cups, and served as the executive producer of the popular podcast "Road Trippin' with RJ and Channing, Hosted by Allie Clifton". Today Rafa has a daily syndicated radio sports show airing in the US and Latin America.



#31 Jarrett Allen

Center - 6-11 - 248lbs - 04/21/1998 - Texas/USA

6th Year Pro

PERSONAL: Is the son of Leonard and Cheryl Allen...has one older brother, Leonard II...father, Leonard, played basketball at San Diego State (1982-85); he was selected by the Dallas Mavericks in the third round of the 1985 NBA Draft (50th overall pick) and played professionally in Europe...won a gold medal with the USA U18 National Team at the FIBA Americas U18 Championship in July 2016 in Valdivia, Chile...attended St. Stephen's Episcopal HS in Austin, Texas...is interested in computers.

	GP	GS	PPG	RPG	APG	SPG	BPG	MPG	FG%	3FG%	FT%		2022-23 HIGHS	CAREER HIGHS
2022-23	17	17	13.5	10.8	1.3	0.53	1.24	32.0	.588	.000	.788	PTS	24 vs. POR 11/23/22	29 at CHA 2/4/22
Career	358	293	11.7	8.8	1.4	0.55	1.36	26.8	.624	.186	.702	FGM	11 at DET 11/4/22	13 at WAS 12/3/21
	POINTS				REB	AST	BLK	STL						
	10+	20+	30+		10+	10+	3+	3+	DBL-DBL					
2022-23	12	4	--		11	--	1	--	9		--			
Career	224	36	--		153	--	50	3	124		--			

RECENT GAMES														
OPPONENT	W/L	MIN	FG-A	3P-A	FT-A	OR	DR	TR	A	PF	ST	TO	BS	PTS
12/2 vs. ORL	W													
11/30 vs. PHI	W													
11/28 at TOR	L													
11/27 at DET	W													
11/25 at MIL	L	12:04	0-2	0-0	1-2	1	2	3	1	2	1	0	1	1

Injury List — Missed 1 game due to Left Ankle; Soreness (11/13); Missed 1 game due to Illness; Non-Covid Related (11/16); Missed 3 games due to Low Back; Contusion (11/27, 11/28, 12/2); Missed 1 game due to Back; Contusion (11/30)

NOTES:

- 🏆 Tallied his second 20-10 game of the season with a season-high 24 PTS on 10-12 (.833) shooting from the field, a game-high 13 REB, 2 AST and 1 STL in 36 MIN of play on Nov. 23 vs. POR.
- 🏆 Contributed his eighth double-double of the season with 20 points on 8-11 (.727) shooting from the field, 12 rebounds and a season-high four blocks in a career-high 46 minutes of play on Nov. 18 vs. CHA.
- 🏆 Recorded 10 PTS, a game-high 20 REB, 3 AST and a game-high 2 BLK in 33 MIN on Nov. 7 at LAC. It was the 4th time in his career he grabbed 20+ REB.
- 🏆 Chipped in 23 PTS on 11-16 (.688), 7 REB and 2 BLK in 32 MIN on Nov. 4 at DET.
- 🏆 Finished with his third double-double of the season with 18 PTS, a game-high 16 REB (7 OREBs), 1 STL and 1 BLK in 30 MIN on Oct. 26 vs. ORL. With his 6th rebound of the game, Allen secured his 3,000th career rebound and is the only active NBA player aged 25 or younger with 3,000 career rebounds.
- 🏆 Finished with 15 points, a game-high 14 rebounds, three assists and two blocks in 38 minutes On Oct. 23 vs. WAS. It was Allen's second double-double of the season.
- 🏆 Tallied his first double-double on Oct. 19 at TOR, finishing with 13 PTS, a team-high 10 REB and 2 BLK in 34 MIN.
- 🏆 2021-22: Appeared in 56 games (all starts) with Cleveland averaging 16.1 PTS on .677 shooting from the field, 10.8 REB, 1.6 AST, 1.34 BLK and 0.79 STL in 32.3 MIN. His averages in points, field goal percentage, rebounds, steals and total double-doubles (32) were all career-highs.



#21 Mamadi Diakite

Forward - 6-9 - 224lbs - 01/21/1997 - Virginia/Guinea

3rd Year Pro

PERSONAL: Was born in Conakry, Guinea to Aboubacar Sidiki Diakite and Aminata Kaba...attended Blue Ridge School in Saint George, Virginia...NBA Champion (2021, Bucks)...NBA G League Champion (2021, Lakeland Magic)...All-NBA G League First Team (2021)...NBA G League All-Defensive Team (2021)...NBA G League All-Rookie Team (2021)...NCAA Champion (2019).

	GP	GS	PPG	RPG	APG	SPG	BPG	MPG	FG%	3FG%	FT%		2022-23 HIGHS	CAREER HIGHS
2022-23	9	1	2.7	1.0	0.2	0.22	0.33	7.7	.526	.364	.000	PTS	6 vs. PHI 11/30/22	13 at CHI 5/16/21
Career	36	5	3.4	2.8	0.3	0.36	0.47	11.1	.481	.208	.680	FGM	2 4 times	4 5 times
	POINTS				REB	AST	BLK	STL						
	10+	20+	30+		10+	10+	3+	3+	DBL-DBL					
2022-23	--	--	--		--	--	--	--	--		--			
Career	3	--	--		1	--	1	--	--		--			

RECENT GAMES														
OPPONENT	W/L	MIN	FG-A	3P-A	FT-A	OR	DR	TR	A	PF	ST	TO	BS	PTS
12/2 vs. ORL	W	11:48	0-2	0-2	0-0	0	0	0	0	1	0	0	1	0
11/30 vs. PHI	W	22:35	2-5	2-4	0-0	0	4	4	2	3	1	2	0	6
11/28 at TOR	L													
11/27 at DET	W	13:35	2-3	0-1	0-0	1	1	2	0	2	0	2	2	4
11/25 at MIL	L	3:03	2-2	1-1	0-0	0	0	0	0	0	0	0	0	5

I - NWT — 1 on the season.; **I - GLTW** — 7 on the season.; **I - P** — 1 on the season.

NOTES:

- 🏆 2021-22: Appeared in 13 games (three starts) for Oklahoma City, averaging 4.3 points and 4.5 rebounds in 14.5 minutes
- 🏆 Scored a season-high 12 points to go with eight rebounds and three blocks in 30 minutes at Portland on Feb. 4, 2022
- 🏆 Grabbed a career-best 10 rebounds at Dallas on Feb. 2, 2022





#10 Darius Garland

Guard • 6-1 • 186lbs • 01/26/2000 • Vanderbilt/USA

4th Year Pro

PERSONAL: Father, Winston, played seven NBA seasons...both of his grandfathers served in the U.S. Army....played on AAU team Bradley Beal Elite and has developed relationship with Wizards All-Star Beal...averaged 28.6 points and shot 59.7 percent as a senior for Brentwood Academy...won a record-tying four state championships...second player in Tennessee history to win three consecutive Mr. Basketball awards, joining Brandon Wright.

	GP	GS	PPG	RPG	APG	SPG	BPG	MPG	FG%	3FG%	FT%		2022-23 HIGHS	CAREER HIGHS
2022-23	17	17	22.5	2.2	8.0	1.24	0.24	35.7	.445	.414	.862	PTS	51 vs. MIN 11/13/22	51 vs. MIN 11/13/22
Career	198	194	17.8	2.5	6.4	1.10	0.11	33.6	.443	.382	.874	FGM	16 2 times	16 2 times
	POINTS				REB	AST	BLK	STL						
	10+	20+	30+		10+	10+	3+	3+	DBL-DBL			TPL-DBL		
2022-23	15	10	2	--	5	--	3	5	--					
Career	173	78	10	1	41	--	17	41	1					

RECENT GAMES														
OPPONENT	W/L	MIN	FG-A	3P-A	FT-A	OR	DR	TR	A	PF	ST	TO	BS	PTS
12/2 vs. ORL	W	36:44	6-15	2-6	4-4	0	1	1	6	0	1	0	0	18
11/30 vs. PHI	W	32:02	9-16	3-4	0-0	0	2	2	9	1	0	2	0	21
11/28 at TOR	L	33:07	7-11	2-5	2-2	1	3	4	10	3	3	2	1	18
11/27 at DET	W	40:12	4-19	0-5	11-12	0	3	3	10	1	0	2	0	19
11/25 at MIL	L	38:06	7-18	1-5	5-5	0	4	4	3	3	0	2	0	20

Injury List — Missed 3 games due to Left Eye Laceration (10/22, 10/23, 10/26); Missed 2 games due to Left Eye; Laceration (10/28, 10/30); Missed 1 game due to Left Knee; Sprain (11/4)

NOTES:

- Tallied a game-high 41 points on 16-26 (.615) shooting from the field, a game-high tying six assists, a career-high five steals and one block in a career-high 48 minutes. Garland became the second Cavs player in team history to record 40+ PTS, 5+ AST and 5+ STL (LeBron James – 47 PTS, 8 AST, 5 STL on Feb. 6, 2010 vs. NYK).
- Finished with a **career-high 51 points** on 16-30 (.533) shooting from the field, including 10-14 (.714) shooting from beyond the arc, a team-high six assists, two rebounds and one steal in 40 minutes on Nov. 13 vs. MIN. **His 10 three-pointers were a career-high** and he became the third Cavs player in team history with 10+ threes in a game (Kyrie Irving, 11-19 3FG on Jan. 28, 2015 vs. POR and C.J. Miles, 10-14 3FG on Jan. 7, 2014 vs. PHI). Garland scored a career-high 27 of his points in the 4th quarter, including 6-10 (.600) shooting from beyond the arc, marking the 2nd time scoring 20+ points in a quarter for his career. **His 27 fourth quarter points were the most points in a 4th quarter in team history** and the 2nd-most points in any quarter by a Cavs player in team history (Kevin Love, 34 PTS in 1st. Q on Nov. 23, 2016).
- Tallied 24 PTS, including 7-7 shooting from the free throw line and a team-high 7 AST in 39 minutes. on Nov. 6 at LAL. Garland scored 21 of his points in the first half, marking his career-high for points in an opening half.
- Chipped in his first double-double of the season with a team-high 29 points, including 5-11 (.454) shooting from beyond the arc, a game-high 12 assists, five rebounds, three assists and a game-high three steals in 42 minutes. He scored **14 of his points in the first quarter, marking his career-high for points in an opening quarter** (4-6 FG, 3-3 3FG). It was the fourth game in his career he has recorded 25+ PTS, 10+ AST and 3+ STL.
- 2021-22:** Appeared in 68 games (all starts) with the Cavaliers, **averaging career highs** in points (21.7), assists (8.6), rebounds (3.3), field goal percentage (.462), free throw percentage (.892) and double-doubles (29).



#3 Caris LeVert

Guard • 6-6 • 205lbs • 08/25/1994 • Michigan/USA

7th Year Pro

PERSONAL: Mother is Kim LeVert...Has a brother, Darryl...would like to become a basketball coach after his playing career is over...played football and tennis growing up, in addition to basketball...favorite restaurant is Chipotle...Lists He Got Game as his favorite movie and Power as his favorite television show...Allen Iverson was his favorite basketball player growing up...Lists juggling as his off-court hidden talent...favorite athlete in another sport is Usain Bolt.

	GP	GS	PPG	RPG	APG	SPG	BPG	MPG	FG%	3FG%	FT%		2022-23 HIGHS	CAREER HIGHS
2022-23	19	14	11.6	4.5	4.7	0.74	0.11	31.7	.375	.370	.784	PTS	41 at BOS 10/28/22	51 at BOS 3/3/20
Career	337	194	14.4	3.9	4.0	1.06	0.32	27.8	.434	.335	.739	FGM	12 at BOS 10/28/22	19 vs. CHI 2/4/22
	POINTS				REB	AST	BLK	STL						
	10+	20+	30+		10+	10+	3+	3+	DBL-DBL			TPL-DBL		
2022-23	12	3	1	1	--	--	1	1	1	--				
Career	239	79	16	4	10	6	31	13	1					

RECENT GAMES														
OPPONENT	W/L	MIN	FG-A	3P-A	FT-A	OR	DR	TR	A	PF	ST	TO	BS	PTS
12/2 vs. ORL	W	24:05	2-7	1-6	0-0	0	1	1	4	2	2	1	0	5
11/30 vs. PHI	W	33:16	8-11	3-4	3-4	1	5	6	4	1	1	3	0	22
11/28 at TOR	L	29:19	2-9	1-4	3-4	1	5	6	3	2	0	2	0	8
11/27 at DET	W													
11/25 at MIL	L													

Injury List — Missed 4 games due to Left Ankle; Sprain (11/21, 11/23, 11/25, 11/27)

NOTES:

- Recorded a game-high 22 points on 8-11 (.727) shooting from the field, including 3-4 (.750) shooting from beyond the arc, six rebounds, four assists and one steal in 33 minutes off the bench on Nov. 30 vs. PHI. It was his highest shooting percentage of the season.
- Tallied his first double-double of the season with 21 points, a game-high 10 rebounds, six assists and two steals in 38 minutes on Nov. 9 at SAC. It was the fourth time in his career grabbing 10+ rebounds.
- Finished with 41 points, including shooting 11-12 (.916) from the charity stripe, seven assists, four rebounds, and three steals in 43 minutes on Oct. 28 at BOS. LeVert's 42 points are the most he has scored since joining the Cavaliers last season and it was the fourth game of his career with 40+ points. LeVert joined Donovan Mitchell (41 PTS) as the first pair of Cavaliers teammates with 40+ points in a regular season game in franchise history.
- 2021-22:** Appeared in 58 games (49 starts) for Indiana and Cleveland, averaging 18.7 points, 3.8 rebounds and 4.4 assists in 31.1 minutes.





#33 Robin Lopez

Center • 7-0 • 280lbs • 04/01/1988 • Stanford/USA

15th Year Pro

PERSONAL: Full name is Robin Byron Lopez...mother, Deborah Ledford, was a collegiate swimmer at Stanford, ranked second in the world in the 400 individual medley, and tried out for the 1968 U.S. Olympic team...In addition to his twin brother, Brook, who he played with at Stanford and is also a 15-year NBA veteran, has two other brothers, Alexander and Christopher, and one sister, Ursula Richardson.

	GP	GS	PPG	RPG	APG	SPG	BPG	MPG	FG%	3FG%	FT%		2022-23 HIGHS	CAREER HIGHS
2022-23	17	1	3.6	1.5	0.5	0.06	0.12	10.0	.650	.000	.750	PTS	12 at CHI 10/22/22	30 vs. LAC 2/26/10
Career	956	604	8.6	4.8	0.8	0.23	1.08	21.7	.537	.294	.742	FGM	6 at CHI 10/22/22	13 vs. LAC 2/26/10
	POINTS				REB	AST	BLK	STL						
	10+	20+	30+		10+	10+	3+	3+	DBL-DBL		TPL-DBL			
2022-23	1	--	--	--	--	--	--	--	--	--	--			
Career	405	42	1	100	1	116	1	84	--	--	--			

RECENT GAMES														
OPPONENT	W/L	MIN	FG-A	3P-A	FT-A	OR	DR	TR	A	PF	ST	TO	BS	PTS
12/2 vs. ORL	W	3:06	0-0	0-0	0-0	0	0	0	0	0	0	0	0	0
11/30 vs. PHI	W	14:08	2-2	0-0	0-0	2	0	2	0	1	0	3	0	4
11/28 at TOR	L	17:48	3-6	0-0	3-3	2	1	3	2	2	0	1	0	9
11/27 at DET	W	3:48	1-2	0-0	0-0	1	0	1	0	2	0	0	0	2
11/25 at MIL	L	19:08	3-6	0-0	2-3	3	0	3	1	4	0	2	0	8

	GP	GS	PPG	RPG	APG	SPG	BPG	MPG	FG%	3FG%	FT%		2022-23 HIGHS	CAREER HIGHS
2022-23	17	1	10.6	7.4	2.5	0.18	0.18	20.8	.426	.402	.868	PTS	29 vs. NYK 10/30/22	51 at OKC 3/23/12
Career	829	660	17.5	10.6	2.4	0.64	0.42	30.7	.441	.373	.829	FGM	9 vs. NYK 10/30/22	16 at OKC 3/23/12
	POINTS				REB	AST	BLK	STL						
	10+	20+	30+		10+	10+	3+	3+	DBL-DBL		TPL-DBL			
2022-23	7	2	--	3	1	--	--	--	4	--	--			
Career	687	318	72	490	4	13	27	460	3					

RECENT GAMES														
OPPONENT	W/L	MIN	FG-A	3P-A	FT-A	OR	DR	TR	A	PF	ST	TO	BS	PTS
12/2 vs. ORL	W	22:34	4-7	1-3	2-2	0	11	11	3	1	1	2	0	11
11/30 vs. PHI	W													
11/28 at TOR	L													
11/27 at DET	W													
11/25 at MIL	L													

NOTES:

- Contributed 12 points on 6-7 (.857) shooting from the field, three rebounds and two blocks in 16 minutes off the bench on Oct. 22 at CHI.
- 2021-22:** Played in 36 games (nine starts), averaging 7.1 points and 3.5 rebounds in 17.0 minutes with Orlando. Scored 10+ points on 11 occasions and 20+ points on one occasion.
- Recorded three double-doubles last season and recorded a season-high 20 points, 10 rebounds, four assists and one block in 38 minutes on Dec. 18, 2021 at Brooklyn.
- Finished with a career-high 11 assists on Dec. 22, 2021, recording five more assists than his previous career-high.



#0 Kevin Love

Forward • 6-8 • 247lbs • 09/07/1988 • UCLA/USA

15th Year Pro

PERSONAL: Son of Stan and Karen Love...father, Stan, played with the L.A. Lakers and Washington Bullets...uncle Mike Love is the lead singer of the Beach Boys...launched the Kevin Love Fund in 2018 to inspire people to work on their physical and mental well-being...member of the UCLA Athletic Hall of Fame Class of 2020...in June 2020, was awarded the Arthur Ashe Courage Award during the 2020 ESPYs...donated \$100K through his foundation to help support Cavs and RMFH staff affected by the halt in play.

	GP	GS	PPG	RPG	APG	SPG	BPG	MPG	FG%	3FG%	FT%		2022-23 HIGHS	CAREER HIGHS
2022-23	17	1	10.6	7.4	2.5	0.18	0.18	20.8	.426	.402	.868	PTS	29 vs. NYK 10/30/22	51 at OKC 3/23/12
Career	829	660	17.5	10.6	2.4	0.64	0.42	30.7	.441	.373	.829	FGM	9 vs. NYK 10/30/22	16 at OKC 3/23/12
	POINTS				REB	AST	BLK	STL						
	10+	20+	30+		10+	10+	3+	3+	DBL-DBL		TPL-DBL			
2022-23	7	2	--	3	1	--	--	--	4	--	--			
Career	687	318	72	490	4	13	27	460	3					

RECENT GAMES														
OPPONENT	W/L	MIN	FG-A	3P-A	FT-A	OR	DR	TR	A	PF	ST	TO	BS	PTS
12/2 vs. ORL	W	22:34	4-7	1-3	2-2	0	11	11	3	1	1	2	0	11
11/30 vs. PHI	W													
11/28 at TOR	L													
11/27 at DET	W													
11/25 at MIL	L													

Injury List — Missed 6 games due to Right Thumb; Fracture (11/20, 11/23, 11/25, 11/27, 11/28, 11/30)

NOTES:

- Tallied his fourth double-double of the season with 11 points on 4-7 (.571) shooting from the field, 11 rebounds, three assists and one steal in 23 minutes off the bench on Dec. 2 vs. ORL.
- In a win at Detroit on Nov. 4, Love (21 PTS, 10 AST, 8 REB) became the FIRST player in Cavaliers history to record 20+ PTS, 10+ AST and 8+ REB off the bench. Love's time-on-court (23:26) was the lowest of any NBA player in the shot clock era (1954-55) to hit those minimums. (Elias)
- Chipped in a season-high 29 points while shooting 8-13 (.615) from beyond the arc and eight rebounds in 22 minutes off the bench on Oct. 30 vs. NYK. Love scored 18 PTS on 5-7 (.714) shooting from beyond the arc in the fourth quarter, his most triples in a final frame in his career. Love's 8 three pointers tied his career high for triples in a game (five times). His 29 points were also his third-highest scoring total off the bench for his career.
- Recorded a double-double with 15 points on 5-6 (.833 3FG%) shooting from beyond the arc, a game high 12 rebounds and four assists in 23 minutes off the bench on Oct. 22 at CHI.
- 2021-22:** Appeared in a team-high 74 games (four starts) with Cleveland, averaging 13.6 points, 7.2 rebounds and 2.2 assists in 22.5 minutes. Finished the season as runner-up for the NBA's Sixth Man of the Year award.
- Finished last season 2nd in the NBA for three-pointers off the bench (173) and 3rd in Cavaliers history in total three-pointers in a season (187). Was also T-1st in the NBA in charges drawn last season (26).





#45 Donovan Mitchell

Guard • 6-3 • 215lbs • 09/07/1996 • Louisville/USA

6th Year Pro

PERSONAL: Son of Nicole and Donovan Mitchell, Sr...Has one younger sister (Jordan)...Nickname is Spida...Best moment of his athletic career to date was his high-flying dunk at the Elite 24 game...Has a signature shoe line with adidas...his favorite musical artists is Jay Z and he can play the drums and saxophone...Mitchell majored in communications in college at Louisville and his favorite NFL player is former Louisville quarterback, Lamar Jackson...Follow him on twitter @spidamitchell .

	GP	GS	PPG	RPG	APG	SPG	BPG	MPG	FG%	3FG%	FT%		2022-23 HIGHS	CAREER HIGHS
2022-23	21	21	28.7	3.9	4.9	1.43	0.43	36.4	.494	.435	.888	PTS	41 at BOS 10/28/22	46 3 times
Career	366	358	24.1	4.1	4.5	1.30	0.30	33.9	.444	.366	.837	FGM	16 at SAC 11/9/22	16 4 times
	POINTS				REB	AST	BLK	STL	DBL-DBL	TPL-DBL		FGA	29 vs. WAS 10/23/22	36 at SAS 3/23/18
	10+	20+	30+		10+	10+	3+	3+				3FGM	8 2 times	9 vs. CHI 3/16/22
2022-23	20	17	12		1	1	--	2	2	--		3FGA	14 at SAC 11/9/22	17 vs. MIL 3/14/22
Career	349	262	98		4	5	--	52	9	--		FTM	12 2 times	15 2 times
RECENT GAMES														
OPPONENT	W/L	MIN	FG-A	3P-A	FT-A	OR	DR	TR	A	PF	ST	TO	BS	PTS
12/2 vs. ORL	W	36:53	12-21	7-11	3-3	1	1	2	1	4	1	5	1	34
11/30 vs. PHI	W	25:56	5-9	5-7	3-3	0	3	3	6	0	2	2	1	18
11/28 at TOR	L	25:28	3-11	1-5	1-1	0	1	1	2	1	0	0	0	8
11/27 at DET	W	38:39	9-23	2-8	12-13	1	4	5	1	2	1	3	0	32
11/25 at MIL	L	32:21	11-24	5-11	2-2	2	1	3	1	2	1	2	0	29

Injury List — Missed 1 game due to Left Ankle; Sprain (11/4); Missed 2 games due to Right Ankle; Strain (11/13, 11/16)

NOTES:

- Finished with a game-high 34 points on 12-21 (.571) shooting from the field, including 7-11 (.636) shooting from beyond the arc, one steal and one block in 37 minutes on Dec. 2 vs. ORL. He scored 16 of his points in the first quarter on 6-8 (.750) shooting from the field, including 3-5 (.600) shooting from beyond the arc. His 16 points were tied for his most points in an opening quarter this season (16 PTS in 1st Q on Nov. 16 at MIL).
- Chipped in a near triple-double with 29 points on 10-20 (.500) shooting from the field, 10 rebounds, nine assists, two steals and one block in 37 MIN on Nov. 11 at GSW.
- Recorded a game-high 38 points on 16-28 (.571) shooting from the field, five rebounds, four assists and one steal in 39 minutes on Nov. 9 at SAC. He recorded his 1,000th career 3FGM in the game, becoming the 2nd fastest NBA player in history to reach 1,000 3FGM.
- Finished with his first double-double of the season, contributing a game-high 38 points on 12-20 (.600) shooting from the field, including 8-13 (.615) shooting from beyond the arc, a career-high 12 assists, three rebounds, two blocks and one steal in 37 minutes on Oct. 30 vs. NYK. It is Mitchell's second career game with 30+ points and 10+ assists (37 PTS, 10 AST on March 2, 2022 at HOU).
- Recorded a game-high tying 41 points on 15-26 (.576) from the field, including 5-9 (.556) from beyond the arc, four rebounds, three assists and one steal in 46 minutes of play on Oct. 28 at BOS. It was Mitchell's 10th career game with 40+ points (first with Cleveland) and he joined Caris LeVert (41 PTS) as the first pair of Cavaliers teammates with 40+ points in a regular season game in franchise history.
- Recorded a game-high 37 points, a team-high tying four assists, five rebounds, a game-high three steals and one block in 44 minutes on Oct. 23 vs. WAS. It was his 3rd consecutive game with 30+ points, becoming just the 3rd player in NBA HISTORY to record 30+ points in his first three games with a new team (Wilt Chamberlain, eight straight in 1959-60 with PHI and Glenn Robinson, three straight in 2002-03 with ATL).
- Tallied a game high 32 points, nine rebounds, eight assists and one steal in 35 minutes on Oct. 22 at CHI. He became the 1st Cavs player ever to open a season with back-to-back 30-point games.
- Recorded a game-high 31 PTS in 35 MIN during his Cavaliers debut on Oct. 19 at TOR. **His 31 PTS were tied for the most EVER by a player in his Cavs debut (Ron Brewer, 31 PTS in debut on Dec. 26, 1981 vs. MIL).**





#4 Evan Mobley

Forward/Center • 7-0 • 215lbs • 06/18/2001 • USC/USA

2nd Year Pro

PERSONAL: In addition to being teammates now on the Cavs, played with his brother, Isaiah, at USC in 2020-21...father, Eric, is an assistant coach at USC and played professionally overseas...has an extensive sneaker collection...first sport was soccer, which helped with his footwork...attended Rancho Christian High School in Temecula, California, where he averaged 20.5 points, 12.2 rebounds, 5.2 blocks and 4.6 assists during his senior season and was named the 2019-20 Morgan Wooten National High School Player of the Year...was a 2020 McDonald's All-American, a two-time California Gatorade Player of the Year and a 2020 Naismith Player of the Year finalist...won gold medals with USA Basketball at the 2019 FIBA U-19 World Cup and 2018 FIBA U-17 World Cup.

	GP	GS	PPG	RPG	APG	SPG	BPG	MPG	FG%	3FG%	FT%		2022-23 HIGHS	CAREER HIGHS
2022-23	23	23	15.2	9.2	2.4	0.91	1.39	34.0	.569	.238	.684	PTS	26 at LAC 11/7/22	30 vs. LAC 3/14/22
Career	92	92	15.0	8.5	2.5	0.84	1.60	33.8	.523	.248	.668	FGM	12 at LAC 11/7/22	13 vs. LAC 3/14/22
	POINTS				REB	AST	BLK	STL						
	10+	20+	30+		10+	10+	3+	3+	DBL-DBL		TPL-DBL			
2022-23	20	6	--		9	--	2	1	8		--			
Career	77	18	1		31	--	18	3	29		--			

RECENT GAMES														
OPPONENT	W/L	MIN	FG-A	3P-A	FT-A	OR	DR	TR	A	PF	ST	TO	BS	PTS
12/2 vs. ORL	W	38:21	9-10	1-1	0-0	4	9	13	4	3	1	2	2	19
11/30 vs. PHI	W	23:47	8-10	0-1	0-0	0	8	8	3	4	0	1	1	16
11/28 at TOR	L	32:30	7-14	0-4	4-6	3	12	15	1	1	1	1	2	18
11/27 at DET	W	39:38	8-12	2-2	2-5	6	7	13	1	3	0	3	1	20
11/25 at MIL	L	29:05	2-12	0-1	4-4	1	7	8	0	0	3	2	0	8

	PTS	FGM	FGA	3FGM	3FGA	FTM	FTA	OREB	DREB	TREB	ASTS	STLS	BLKS	MINS
	26 at LAC 11/7/22	12 at LAC 11/7/22	18 at LAC 11/7/22	2 at DET 11/27/22	4 at TOR 11/28/22	6 vs. WAS 10/23/22	6 4 times	8 at GSW 11/11/22	13 vs. CHA 11/18/22	18 vs. CHA 11/18/22	5 2 times	3 at MIL 11/25/22	8 at DET 11/4/22	45 vs. CHA 11/18/22
	30 vs. LAC 3/14/22	13 vs. LAC 3/14/22	22 2 times	2 5 times	4 5 times	6 5 times	9 2 times	8 at GSW 11/11/22	13 2 times	18 vs. CHA 11/18/22	7 at UTA 1/12/22	5 at IND 3/8/22	8 at DET 11/4/22	45 vs. CHA 11/18/22

NOTES:

- Chipped in his eighth double-double of the season with 18 points on 9-10 (.900) shooting from the field, a game-high 13 rebounds, four assists, a team-high two blocks and one steal in 38 minutes on Dec. 2 vs. ORL. His .900 FG% was a career-high (min. 5 FGM).
- Recorded 18 points, a game-high 15 rebounds, one steal and two blocks in 33 minutes on Nov. 28 at TOR. It was his 5th career game with 15+ PTS and 15+ REB.
- Tallied his sixth double-double of the season with 20 PTS, a game-high 13 rebounds and one block in 40 minutes on Nov. 27 at DET.
- Finished with his third double-double of the season, chipping in 21 points, **a career-high 18 rebounds**, five assists, two blocks and one steal in a career-high 45 minutes. It was his first career game with 20+ PTS, 15+ REB and 5+ AST. Mobley became the 9th Cavalier in team history with 20+ PTS, 15+ REB, 5+ AST, 2+ BLK and 1+ STL.
- Recorded a double-double, finishing with 20 points on 8-15 (.533) shooting from the field, a game-high 13 rebounds, four assists and two blocks in 39 minutes on Nov. 12 at GSW.
- Contributed a season-high 26 PTS on 12-18 (.667) shooting from the field and 8 REB in 34 MIN on Nov. 7 at LAC. It was the 5th time in his career scoring 26+ PTS.
- Tallied 11 PTS, 8 REB, a CAREER-HIGH 8 BLK and 2 AST in 30 MIN on Nov. 4 at DET. Mobley became the youngest Cavaliers player to record 8 blocks and just the third Cavs player in team history with 8+ BLK (Hot Rod Williams and Larry Nance).
- 2021-22:** Appeared in 69 games (all starts) last season with Cleveland, averaging 15.0 points on .508 shooting from the field, 8.3 rebounds, 2.5 assists and 1.67 blocks in 33.8 minutes. **Became just the fourth rookie in NBA history to average at least 14.0 points, 8.0 rebounds, 2.5 assists and 1.5 blocks, joining Pau Gasol (2001-02), Tim Duncan (1997-98) and Chris Webber (1993-94)**



#15 Isaiah Mobley

Forward • 6-10 • 240lbs • 09/24/1999 • USC/USA

Rookie

PERSONAL: His parents are Eric and Nicol Mobley...averaged 22 points, 13 rebounds, four assists and three blocks at Rancho Christian High School...was the only Californian to play in the 42nd annual McDonald's All-American Game at State Farm Arena in Atlanta...his brother Evan Mobley was an NBA All-Rookie First Team selection for the Cavaliers last season and was selected with the 3rd pick by the Cavaliers in the 2021 NBA Draft.

	GP	GS	PPG	RPG	APG	SPG	BPG	MPG	FG%	3FG%	FT%		2022-23 HIGHS	CAREER HIGHS
2022-23	7	0	1.3	1.6	0.0	0.14	0.00	3.5	.500	.500	.000	PTS	3 at CHI 10/22/22	3 at CHI 10/22/22
Career	7	0	1.3	1.6	0.0	0.14	0.00	3.5	.500	.500	.000	FGM	1 4 times	1 4 times
	POINTS				REB	AST	BLK	STL						
	10+	20+	30+		10+	10+	3+	3+	DBL-DBL		TPL-DBL			
2022-23	--	--	--		--	--	--	--	--		--			
Career	--	--	--		--	--	--	--	--		--			

RECENT GAMES														
OPPONENT	W/L	MIN	FG-A	3P-A	FT-A	OR	DR	TR	A	PF	ST	TO	BS	PTS
12/2 vs. ORL	W													
11/30 vs. PHI	W													
11/28 at TOR	L	6:35	1-2	0-0	0-0	1	3	4	0	0	0	0	0	2
11/27 at DET	W	00:03	0-0	0-0	0-0	0	0	0	0	0	0	0	0	0
11/25 at MIL	L	3:03	1-2	0-0	0-0	0	0	0	0	0	0	0	0	2

	FTM	FTA	OREB	DREB	TREB	ASTS	STLS	BLKS	MINS
	--	--	1 at TOR 11/28/22	3 2 times	4 at TOR 11/28/22	--	1 at MIL 11/16/22	--	7 at TOR 11/28/22
	--	--	1 at TOR 11/28/22	3 2 times	4 at TOR 11/28/22	--	1 at MIL 11/16/22	--	7 at TOR 11/28/22

I - GLTW — 11 on the season.

NOTES:

- Recorded his first career NBA points with a three-pointer on Oct. 22 at CHI.
- Selected in the second round (49th overall pick) in the 2022 NBA Draft by the Cleveland Cavaliers.
- Last season at University of Southern California, averaged 10.1 points, 7.0 rebounds and 2.0 assists in 34.1 minutes during 32 games (all starts) last season for the Trojans.





#19 Raul Neto

Guard • 6-2 • 180lbs • 05/19/1992 • UCAM Murcia (Spain)/Brazil

8th Year Pro

PERSONAL: Born Raul Togni Neto on May 19, 1992, in Belo Horizonte, Minas Gerais, Brazil...Name is pronounced "Hah-OOL Nett-oh"...Speaks fluent Portuguese, Spanish and English...Says his dad is the biggest influence in his life...If he wasn't a basketball player, he would be an engineer...Lists his favorite food as sushi...Basketball player he most looks up to is Steve Nash...Used his first NBA paycheck to take his brother out to dinner...Follow him on twitter at @RaulTogni.

	GP	GS	PPG	RPG	APG	SPG	BPG	MPG	FG%	3FG%	FT%		2022-23 HIGHS	CAREER HIGHS
2022-23	15	0	3.0	0.9	1.1	0.40	0.00	9.0	.472	.308	.875	PTS	10 at DET 11/4/22	25 at TOR 5/6/21
Career	402	98	5.9	1.6	2.1	0.67	0.07	15.9	.455	.365	.805	FGM	3 3 times	10 vs. ORL 12/27/20
	POINTS				REB	AST	BLK	STL						
	10+	20+	30+		10+	10+	3+	3+	DBL-DBL					
2022-23	1	--	--	--	--	--	--	--	--	--	--			
Career	80	7	--	--	--	1	--	16	--	--	--			

RECENT GAMES														
OPPONENT	W/L	MIN	FG-A	3P-A	FT-A	OR	DR	TR	A	PF	ST	TO	BS	PTS
12/2 vs. ORL	W													
11/30 vs. PHI	W	6:18	0-0	0-0	0-0	0	0	0	0	0	0	0	0	0
11/28 at TOR	L	6:35	3-4	0-1	0-0	0	1	1	1	1	0	0	0	6
11/27 at DET	W	12:56	2-3	1-2	0-0	0	0	0	1	1	1	0	0	5
11/25 at MIL	L	3:03	0-0	0-0	1-2	0	0	0	1	0	0	0	0	1

Injury List — Missed 1 game due to Right Ankle; Sprain (11/2)

NOTES:

- Chipped in 10 PTS, 5 REB, 5 AST and 2 STL in 24 MIN off the bench in a win on Nov. 4 at DET.
- 2021-22:** Appeared in 70 games (19 starts) for the Washington Wizards, averaging 7.5 points, a career-best 3.1 assists and 1.9 rebounds in 19.6 minutes
- Recorded a season-high 22 points on 9-15 (.600) shooting from the field, nine assists, four rebounds and one steal in 36 minutes on Feb. 25, 2022 vs. San Antonio
- Tallied a season-high 10 assists in 26 minutes on March 21, 2022 at Houston



#35 Isaac Okoro

Guard • 6-6 • 225lbs • 01/26/2001 • Auburn/USA

3rd Year Pro

PERSONAL: Named to the Auburn Athletic Director's Honor Roll after maintaining at least a 3.5 GPA in the fall...son of Godwin and Gloria Okoro...father, Godwin, emigrated from Nigeria to the United States in the 1980s...played at McEachern High School where he had his No. 35 jersey retired...was a four-time all-state selection...led team to 32-0 record and the state title in 2018-19, the first in the school's history...team was ranked No. 1 in the country according to MaxPreps, BlueStar Media and the Prep Circuit Power 50...averaged 19.7 points, 10.1 rebounds, 3.2 assists and 2.7 steals as a senior...named the 2019 AJC Player of the Year...graduated with honors...has three siblings: Michael, Rachel and Ashley.

	GP	GS	PPG	RPG	APG	SPG	BPG	MPG	FG%	3FG%	FT%		2022-23 HIGHS	CAREER HIGHS
2022-23	23	4	4.4	2.2	0.6	0.65	0.17	19.5	.412	.205	.821	PTS	13 2 times	32 vs. PHX 5/4/21
Career	157	132	8.5	2.9	1.7	0.85	0.32	29.3	.444	.305	.753	FGM	5 vs. PHI 11/30/22	10 vs. PHX 5/4/21
	POINTS				REB	AST	BLK	STL						
	10+	20+	30+		10+	10+	3+	3+	DBL-DBL					
2022-23	3	--	--	--	--	--	--	1	--	--	--			
Career	64	7	1	1	--	1	1	10	1	--	--			

RECENT GAMES														
OPPONENT	W/L	MIN	FG-A	3P-A	FT-A	OR	DR	TR	A	PF	ST	TO	BS	PTS
12/2 vs. ORL	W	20:35	3-6	1-4	0-0	0	1	1	1	1	0	0	1	7
11/30 vs. PHI	W	22:17	5-7	1-3	0-0	1	4	5	2	1	3	1	0	11
11/28 at TOR	L	32:10	1-11	0-5	0-0	4	1	5	1	2	1	1	0	2
11/27 at DET	W	29:58	2-2	1-1	2-2	1	6	7	0	3	1	0	0	7
11/25 at MIL	L	31:42	3-6	1-4	6-6	1	3	4	1	1	0	0	0	13

NOTES:

- Recorded 11 points on 5-7 (.714) shooting from the field, five rebounds, two assists and a game-high tying three steals in 22 minutes off the bench. It was his 10th career game with 3+ steals.
- Chipped in 13 points and four rebounds in 32 minutes off the bench on Nov. 25 at MIL.
- Contributed a season-high 13 points on 4-8 (.500) shooting from the field, four rebounds and two assists in 29 minutes off the bench on Nov. 20 vs. MIA. Okoro scored all 13 of his points in the 1st half on 4-5 (.800) shooting from the field, his most points in a half since scoring 13 PTS in the 1st half on March 4, 2022 at PHI.
- 2021-22:** Appeared in 67 games (61 starts) with Cleveland, averaging 8.8 points, 3.0 rebounds and 1.8 assists in 29.6 minutes. Scored 10+ PTS in 26 games and 20+ PTS in four games last season.
- In his final 28 games last season, Okoro shot 23-50 (.460) from beyond the arc, **the 10th best three-point percentage in the NBA over that time.**
- Recorded a season-high 22 points on 7-8 (.875) shooting as well as 8-9 (.889) shooting from the charity stripe, three rebounds and three assists in 29 minutes on March 4 at Philadelphia.





#16 Cedi Osman

Forward • 6-7 • 230lbs • 04/08/1995 • Anadolu Efes (Turkey)/Macedonia/Turkey

6th Year Pro

PERSONAL: Born in Ohrid, Macedonia...spent part of his childhood living in Bosnia after moving there as a young child...name is pronounced JED-e AUS-min...favorite hobbies are playing video games and watching TV/movies...favorite sport other than basketball is volleyball...favorite movie is Green Mile...favorite childhood superhero was the Incredible Hulk...favorite food

	GP	GS	PPG	RPG	APG	SPG	BPG	MPG	FG%	3FG%	FT%			
2022-23	23	0	9.0	3.0	1.6	0.26	0.13	22.9	.452	.347	.727	PTS	23 vs. ATL 11/21/22	29 vs. MIA 1/25/19
Career	350	181	9.9	3.2	2.1	0.71	0.15	24.4	.424	.349	.719	FGM	8 2 times	11 vs. MIA 1/25/19
	POINTS				REB	AST	BLK	STL						
	10+	20+	30+		10+	10+	3+	3+	DBL-DBL		TPL-DBL			
2022-23	9	2	--		1	--	--	1	1		--			
Career	174	34	--		8	2	--	15	8		--			
RECENT GAMES														
OPPONENT	W/L	MIN	FG-A	3P-A	FT-A	OR	DR	TR	A	PF	ST	TO	BS	PTS
12/2 vs. ORL	W	20:26	2-5	1-4	0-0	0	2	2	2	1	0	0	0	5
11/30 vs. PHI	W	28:49	3-7	1-5	2-3	0	5	5	0	1	0	2	0	9
11/28 at TOR	L	28:06	4-12	1-8	0-0	0	2	2	0	2	1	2	0	9
11/27 at DET	W	26:41	4-8	1-4	1-1	0	3	3	0	2	0	3	1	10
11/25 at MIL	L	32:08	3-8	2-5	0-0	0	4	4	2	1	3	1	0	8



#8 Lamar Stevens

Forward • 6-8 • 225lbs • 07/09/1997 • Penn State/USA

3rd Year Pro

PERSONAL: Wrote a children's book, Lamar's Climb, that traces his path from Philadelphia to State College and was illustrated by children and young adults with Down syndrome...2019-20 Senior CLASS All-America Second Team selection while at Penn State for his achievements on and off the court.

	GP	GS	PPG	RPG	APG	SPG	BPG	MPG	FG%	3FG%	FT%
2022-23	10	7	7.3	2.5	0.4	0.20	0.60	20.9	.446	.438	.842
Career	113	20	5.5	2.5	0.6	0.44	0.33	15.2	.476	.274	.731

	POINTS			REB	AST	BLK	STL	DBL-DBL	TPL-DBL
	10+	20+	30+	10+	10+	3+	3+		
2022-23	4	--	--	--	--	1	--	--	--
Career	18	1	--	1	--	2	3	1	--

RECENT GAMES

OPPONENT	W/L	MIN	FG-A	3P-A	FT-A	OR	DR	TR	A	PF	ST	TO	BS	PTS
12/2 vs. ORL	W	15:07	3-10	2-4	0-0	0	2	2	1	0	0	1	0	8
11/30 vs. PHI	W													
11/28 at TOR	L													
11/27 at DET	W													
11/25 at MIL	L													

Injury List — Missed 3 games due to Illness; Non-Covid (11/25, 11/27, 11/28); Missed 1 game due to Illness; Non-Covid Related (11/30)

	2022-23 HIGHS	CAREER HIGHS
PTS	15 vs. MIN 11/13/22	23 at UTA 1/12/22
FGM	5 2 times	10 at UTA 1/12/22
FGA	10 3 times	15 at UTA 1/12/22
3FGM	2 2 times	2 5 times
3FGA	4 vs. ORL 12/2/22	4 4 times
FTM	5 2 times	7 vs. SAS 3/19/21
FTA	6 vs. MIN 11/13/22	8 vs. SAS 3/19/21
OREB	3 at MIL 11/16/22	4 2 times
DREB	4 vs. MIN 11/13/22	7 2 times
TREB	6 vs. MIN 11/13/22	11 vs. SAS 3/19/21
ASTS	1 4 times	4 2 times
STLS	1 2 times	3 3 times
BLKS	4 at MIL 11/16/22	4 at MIL 11/16/22
MINS	34 at MIL 11/16/22	34 vs. LAL 3/21/22

NOTES:

- Contributed 12 points on 3-5 (.600) shooting from the field in 28 minutes on Nov. 23 vs. POR.
- Chipped in 10 points, five rebounds and a career-high four blocks in 34 minutes on Nov. 16 at MIL.
- Contributed a season-high 15 points on 5-10 (.500) shooting from the field, six rebounds and one block in a season-high 30 minutes during his first start of the season on Nov. 13 vs. MIN.
- 2021-22:** Appeared in 63 games (13 starts) with Cleveland, averaging 6.1 points on .489 shooting from the field and 2.6 rebounds in 16.1 minutes. Scored 10+ points 11 times and 20+ points on one occasion last season.
- Recorded a **career-high 23 points** on 10-15 (.667) shooting from the field, seven rebounds and two steals in 30 minutes at Utah on Jan. 12, 2022
- Recorded double-digit scoring efforts in a career best four straight games from March 19-26, averaging 15.0 points on .600 (24-40) shooting from the field and 5.3 rebounds in 25.00 minutes over that span.



#32 Dean Wade

Forward • 6-9 • 219lbs • 11/20/1996 • Kansas State/USA

4th Year Pro

PERSONAL: Full name is Dean Jackson Wade...graduated in May 2019 with a bachelor's degree in social science...father, Jay, lettered one season on the Kansas State football team...mother, Trish, played volleyball and basketball at Barton Community College and is in the school's Hall of Fame...has an older sister, Teresa, who an all-state volleyball player at St. John and the 2010 Class 1A State Division I MVP.

	GP	GS	PPG	RPG	APG	SPG	BPG	MPG	FG%	3FG%	FT%
2022-23	17	9	6.4	4.1	1.0	0.71	0.35	24.1	.452	.411	.692
Career	143	56	5.4	3.2	1.0	0.55	0.27	18.7	.448	.371	.711

	POINTS			REB	AST	BLK	STL	DBL-DBL	TPL-DBL
	10+	20+	30+	10+	10+	3+	3+		
2022-23	3	1	--	1	--	--	1	--	--
Career	29	2	--	4	--	2	8	2	--

RECENT GAMES

OPPONENT	W/L	MIN	FG-A	3P-A	FT-A	OR	DR	TR	A	PF	ST	TO	BS	PTS
12/2 vs. ORL	W	10:21	0-1	0-1	0-0	0	0	0	0	1	1	0	0	0
11/30 vs. PHI	W	30:52	3-7	0-1	0-0	2	3	5	2	1	3	2	1	6
11/28 at TOR	L	28:22	3-10	2-6	0-0	1	5	6	1	4	1	0	0	8
11/27 at DET	W	34:30	1-5	1-5	0-0	0	7	7	1	4	0	1	0	3
11/25 at MIL	L	36:17	2-7	2-6	1-2	2	10	12	2	4	1	0	1	7

Injury List — Missed 6 games due to Right Knee; Soreness (11/11, 11/13, 11/16, 11/18, 11/20, 11/21)

	2022-23 HIGHS	CAREER HIGHS
PTS	22 vs. NYK 10/30/22	22 vs. NYK 10/30/22
FGM	8 vs. NYK 10/30/22	8 2 times
FGA	11 vs. NYK 10/30/22	14 2 times
3FGM	6 vs. NYK 10/30/22	6 2 times
3FGA	8 vs. NYK 10/30/22	11 vs. PHI 4/1/21
FTM	4 vs. WAS 10/23/22	4 2 times
FTA	5 vs. WAS 10/23/22	5 3 times
OREB	2 2 times	5 vs. GSW 11/18/21
DREB	10 at MIL 11/25/22	10 3 times
TREB	12 at MIL 11/25/22	12 3 times
ASTS	3 vs. NYK 10/30/22	5 vs. GSW 11/18/21
STLS	3 vs. PHI 11/30/22	3 8 times
BLKS	1 6 times	3 2 times
MINS	39 at BOS 10/28/22	40 vs. GSW 11/18/21

NOTES:

- Tallied seven points, a career-high tying 12 rebounds, two assists, one steal and one block in 36 minutes on Nov. 25 at MIL.
- Chipped in a **CAREER-HIGH 22 points** on 8-11 (.727) shooting from the field, including 6-8 (.750) shooting from beyond the arc, four rebounds and three assists in 33 minutes on Oct. 30 vs. NYK.
- Tallied 12 PTS on 4-7 (.571) shooting from beyond the arc, 3 REB and 1 STL in 30 MIN during his first start of the season on Oct. 26 vs. ORL.
- Contributed a season-high 12 points on 3-4 (.750) shooting from the field, three rebounds, two assists and one block in 21 minutes off the bench on Oct. 23 vs. WAS
- 2021-22:** Appeared in 51 games (career-high 28 starts) with Cleveland...averaged 5.3 points on .456 shooting from the field and 2.9 rebounds in 19.2 minutes. Scored 10+ points 11 times, including one double-double on the season.
- Recorded a season-high 17 points twice; on Nov. 18 vs. Golden State, recorded 17 points (7-13, .538), nine rebounds and five assists in a career-high 40 minutes and on Dec. 26 vs. TOR finished with 17 points, three rebounds, two assists and one steal in 28 minutes
- Made a season-high four three-pointers twice (4-7 3FG on Jan. 24 vs. NYK and 4-5 3FG on Jan. 30 at DET)





#9 Dylan Windler

Guard/Forward • 6-6 • 199lbs • 09/22/1996 • Belmont/USA

3rd Year Pro

PERSONAL: 2018-19 Male Scholar Athlete of the Year by the Division I-AAA Athletics Directors Association with his 3.74 GPA...championship golfer in high school, conference and county champion and state qualifier...majored in Accounting...has one sibling, Corey...lists Kevin Durant, James Harden, Phil Mickelson as favorite athletes...four-year letter-winner at Perry Meridian High School for head coach Brent Keck...late bloomer in basketball who developed into one of the top players in the state of Indiana...2015 IBCA/Subway Boys' Basketball All-State...named to prestigious Indiana North-South All-Star Classic roster...averaged 27.3 points and 10.2 rebounds per game as a senior, led all Indiana players in scoring and rebounding for classification.

	GP	GS	PPG	RPG	APG	SPG	BPG	MPG	FG%	3FG%	FT%		2022-23 HIGHS	CAREER HIGHS
** No Games Played 2022-23 Regular Season **												PTS	--	15 vs. ATL 2/23/21
Career	81	0	3.3	2.4	0.8	0.41	0.19	12.0	.412	.320	.800	FGM	--	5 vs. ATL 2/23/21
	POINTS				REB	AST	BLK	STL				FGA	--	10 at POR 2/12/21
	10+	20+	30+		10+	10+	3+	3+				DBL-DBL	--	5 vs. ATL 2/23/21
2022-23	--	--	--		--	--	--	--				TPL-DBL	--	7 at POR 2/12/21
Career	6	--	--		1	--	--	1					--	4 2 times
RECENT GAMES														
OPPONENT	W/L	MIN	FG-A	3P-A	FT-A	OR	DR	TR	A	PF	ST	TO	BS	PTS
12/2 vs. ORL	W								Inactive - Injury					4 4 times
11/30 vs. PHI	W								Inactive - Injury					3 4 times
11/28 at TOR	L								Inactive - Injury					9 vs. ORL 3/28/22
11/27 at DET	W								Inactive - Injury					10 at POR 2/12/21
11/25 at MIL	L								Inactive - Injury					4 2 times
Injury List — Missed 22 games due to Right Ankle; Sprain (10/19, 10/22, 10/23, 10/26, 10/28, 10/30, 11/4, 11/6, 11/7, 11/9, 11/11, 11/13, 11/16, 11/18, 11/20, 11/21, 11/23, 11/25, 11/27, 11/28, 11/30, 12/2)														
														3 at PHI 2/27/21
														2 2 times
														26 at BOS 1/24/21

NOTES:

🏆 **2021-22:** Appeared in 50 games with Cleveland, averaging 2.2 points and 1.8 rebounds in 9.2 minutes.

🏆 Recorded a season-high 13 points (4-5 FG, 3-3 3FG), three assists and one steal in 21 minutes on Nov. 3, 2021 versus Portland.





NO.	PLAYER	POS.	HT.	WT.	BIRTHDATE	PRIOR TO NBA/HOME COUNTRY	NBA EXP.
31	Jarrett Allen	C	6-11	248	04/21/1998	Texas/USA	6th
21	Mamadi Diakite*	F	6-9	224	01/21/1997	Virginia/Guinea	3rd
10	Darius Garland	G	6-1	186	01/26/2000	Vanderbilt/USA	4th
3	Caris LeVert	G	6-6	205	08/25/1994	Michigan/USA	7th
33	Robin Lopez	C	7-0	280	04/01/1988	Stanford/USA	15th
0	Kevin Love	F	6-8	247	09/07/1988	UCLA/USA	15th
45	Donovan Mitchell	G	6-3	215	09/07/1996	Louisville/USA	6th
4	Evan Mobley	F/C	7-0	215	06/18/2001	USC/USA	2nd
15	Isaiah Mobley*	F	6-10	240	09/24/1999	USC/USA	R
19	Raul Neto	G	6-2	180	05/19/1992	UCAM Murcia (Spain)/Brazil	8th
35	Isaac Okoro	G	6-6	225	01/26/2001	Auburn/USA	3rd
16	Cedi Osman	F	6-7	230	04/08/1995	Anadolu Efes (Turkey)/Macedonia/Turkey	6th
13	Ricky Rubio	G	6-3	190	10/21/1990	FC Barcelona (Spain)/Spain	12th
8	Lamar Stevens	F	6-8	225	07/09/1997	Penn State/USA	3rd
32	Dean Wade	F	6-9	219	11/20/1996	Kansas State/USA	4th
9	Dylan Windler	G/F	6-6	199	09/22/1996	Belmont/USA	3rd

*Player under two-way contract

STAFF

HEAD COACH

J.B. Bickerstaff (Minnesota)

ASSOCIATE HEAD COACH

Greg Buckner (Clemson)

ASSISTANT COACHES

Antonio Lang (Duke)

Luke Walton (Arizona)

Sidney Lowe (North Carolina State)

J.J. Outlaw (Villanova)

Dan Geriot (Richmond)

SR. DIRECTOR, PLAYER HEALTH/HEAD ATHLETIC TRAINER

Stephen Spiro (Temple)

HEAD STRENGTH AND CONDITIONING COORDINATOR

Derek Millender (South Alabama)

PRONUNCIATION GUIDE

Mamadi Diakite (MAH-mah-dee dee-ah-KEE-tay); **Raul Neto** (Hah-OOL Nett-oh); **Isaac Okoro** (oh-CORE-oh); **Cedi Osman** (JED-e AUSS-min)





BY CAVALIERS

AN INDIVIDUAL...

BY OPPONENT

34 PTS, Donovan Mitchell: (CLE W, 107-96) vs. Orlando, 12/02/22	Scored 30+ points	38 PTS, Giannis Antetokounmpo: (CLE L, 102-117) @ Milwaukee, 11/25/22
41 PTS, Darius Garland: (CLE W, 132-122 (2OT)) vs. Charlotte, 11/18/22	Scored 40+ points	40 PTS, Stephen Curry: (CLE L, 101-106) @ Golden State, 11/11/22
51 PTS, Darius Garland: (CLE L, 124-129) vs. Minnesota, 11/13/22	Scored 50+ points	50 PTS, Jamal Murray: (CLE L, 103-120) vs. Denver, 02/19/21
15 REB, Evan Mobley: (CLE L, 88-100) @ Toronto, 11/28/22	Had 15+ Rebounds	17 REB, Joel Embiid: (CLE L, 108-112) vs. Philadelphia, 04/03/22
20 REB, Jarrett Allen: (CLE L, 117-119) @ LA Clippers, 11/07/22	Had 20+ Rebounds	23 REB, Clint Capela: (CLE L, 118-121) vs. Atlanta, 12/31/21
25 REB, Anderson Varejão: (CLE W, 87-81 (OT)) vs. Orlando, 01/02/14	Had 25+ Rebounds	26 REB, Jayson Williams: (CLE W, 85-74) @ Brooklyn, 11/13/97
17 AST, Darius Garland: (CLE L, 120-131) vs. LA Lakers, 03/21/22	Had 15+ assists	17 AST, Russell Westbrook: (CLE L, 105-120) @ Washington, 05/14/21
22 AST, Andre Miller: (CLE L, 91-94) vs. Philadelphia, 12/15/01	Had 20+ assists	20 AST, Russell Westbrook: (CLE L, 124-148) vs. Oklahoma City, 01/20/18
8 BLK, Evan Mobley: (CLE W, 112-88) @ Detroit, 11/04/22	Had 5+ Blocks	6 BLK, Brook Lopez: (CLE L, 102-117) @ Milwaukee, 11/25/22
11 BLK, Larry Nance: (CLE W, 104-96) vs. New York, 01/07/89	Had 10+ Blocks	10 BLK, Calvin Booth: (CLE W, 104-96) @ Oklahoma City, 01/13/04
5 STL, Darius Garland: (CLE W, 132-122 (2OT)) vs. Charlotte, 11/18/22	Had 5+ Steals	6 STL, Matisse Thybulle: (CLE L, 93-103) @ Philadelphia, 02/12/22
12 FGM, Donovan Mitchell: (CLE W, 107-96) vs. Orlando, 12/02/22	Made 10+ Field Goals	10 FGM, Paolo Banchemo: (CLE W, 107-96) vs. Orlando, 12/02/22
16 FGM, Darius Garland: (CLE W, 132-122 (2OT)) vs. Charlotte, 11/18/22	Made 15+ Field Goals	15 FGM, Stephen Curry: (CLE L, 101-106) @ Golden State, 11/11/22
23 FGM, LeBron James: (CLE W, 130-122) @ Washington, 11/03/17	Made 20+ Field Goals	21 FGM, Jamal Murray: (CLE L, 103-120) vs. Denver, 02/19/21
7 3FGM, Donovan Mitchell: (CLE W, 107-96) vs. Orlando, 12/02/22	Made 7+ 3-Pointers	7 3FGM, Brook Lopez: (CLE L, 98-113) @ Milwaukee, 11/16/22
11 3FGM, Donovan Mitchell: (CLE W, 107-96) vs. Orlando, 12/02/22	10+ 3-Pointer Attempts	16 3FGM/10 3FGM, Terry Rozier/PJ Washington: (CLE W, 132-122 (2OT)) vs. Charlotte, 11/18/22
15 FTM, Darius Garland: (CLE L, 105-117) @ Miami, 03/11/22	Made 15+ Free Throws	17 FTM, Joel Embiid: (CLE L, 108-112) vs. Philadelphia, 04/03/22
24 FTM, LeBron James: (CLE L, 92-98) @ Miami, 03/12/06	Made 20+ Free Throws	23 FTM, Dwyane Wade: (CLE L, 89-92) @ Miami, 02/01/07
5 FB, Isaac Okoro: (CLE W, 95-93) vs. New York, 01/24/22	Made 5+ Fast Breaks	6 FB, Jaylen Brown: (CLE L, 103-141) @ Boston, 01/24/21
* Never Has Happened *	10+ Fast Break Attempts	* Never Has Happened *
5 TO, Donovan Mitchell: (CLE W, 107-96) vs. Orlando, 12/02/22	5+ Turnovers	5 TO, Anfernee Simons: (CLE W, 114-96) vs. Portland, 11/23/22
10 FD, Darius Garland: (CLE W, 102-94) @ Detroit, 11/27/22	10+ Fouls Drawn	11 FD, Jaylen Brown: (CLE W, 132-123 (OT)) @ Boston, 10/28/22
209.1 OR, Dean Wade: (CLE L, 106-112) vs. Boston, 03/04/20	200+ Offensive Rating	218.0 OR, Tony Bradley: (CLE L, 113-126) vs. Utah, 03/02/20
* Never Has Happened *	200+ Defensive Rating	* Never Has Happened *
11 FGM/10 FGM, Donovan Mitchell/Jarrett Allen: (CLE W, 114-96) vs. Portland, 11/23/22	Two Players with 10+ Field Goals Made	12 FGM/11 FGM/10 FGM, Kelly Oubre Jr./Terry Rozier/PJ Washington: (CLE W, 132-122 (2OT)) vs. Charlotte, 11/18/22
8 3FGM/8 3FGM/6 3FGM, Kevin Love/Donovan Mitchell/Dean Wade: (CLE W, 121-108) vs. New York, 10/30/22	Two Players with 5+ 3-Pointers Made	5 3FGM/5 3FGM, Kelly Oubre Jr./Terry Rozier: (CLE W, 132-122 (2OT)) vs. Charlotte, 11/18/22
11 PTS, 10 REB, 14 AST, Darius Garland: (CLE W, 111-91) @ Utah, 01/12/22	Had a triple-double	21 PTS, 10 REB, 10 AST, James Harden: (CLE L, 108-112) vs. Philadelphia, 04/03/22
29 PTS, 22 REB, Jarrett Allen: (CLE W, 102-101) @ Charlotte, 02/04/22	Had a 20/20 game	21 PTS, 20 REB, Domantas Sabonis: (CLE L, 102-111) vs. Indiana, 05/10/21
1st period, Donovan Mitchell: (CLE W, 114-96) vs. Portland, 11/23/22	Had a four-point play	2nd period, Brandon Boston Jr.: (CLE W, 120-111 (OT)) vs. LA Clippers, 03/14/22

A TEAM...

132 PTS, (CLE W, 132-122 (2OT)) vs. Charlotte, 11/18/22	Scored 120+ points	122 PTS, (CLE W, 132-122 (2OT)) vs. Charlotte, 11/18/22
132 PTS, (CLE W, 132-122 (2OT)) vs. Charlotte, 11/18/22	Scored 130+ points	131 PTS, (CLE L, 107-131) @ Atlanta, 03/31/22
144 PTS, (CLE W, 144-99) vs. Toronto, 12/26/21	Scored 140+ points	141 PTS, (CLE L, 105-141) vs. Portland, 05/05/21
154 PTS, (CLE W, 154-153 (4OT)) vs. LA Lakers, 01/29/80	Scored 150+ points	153 PTS, (CLE W, 154-153 (4OT)) vs. LA Lakers, 01/29/80
.608 (45-74), (CLE W, 113-85) vs. Philadelphia, 11/30/22	Shot .600+ from the field	.616 (53-86), (CLE L, 115-135) vs. Toronto, 04/10/21
28 PTS, (CLE W, 113-85) vs. Philadelphia, 11/30/22	Won by 20+ points	24 PTS, (CLE L, 107-131) @ Atlanta, 03/31/22
32 PTS, (CLE W, 128-96) @ Chicago, 10/22/22	Won by 30+ points	36 PTS, (CLE L, 105-141) vs. Portland, 05/05/21
43 PTS, (CLE W, 110-67) vs. Philadelphia, 01/15/94	Won by 40+ points	41 PTS, (CLE L, 92-133) vs. LA Clippers, 02/09/20
68 PTS, (CLE W, 148-80) vs. Miami, 12/17/91	Won by 50+ points	55 PTS, (CLE L, 57-112) @ LA Lakers, 01/11/11
61 REB, (CLE W, 120-111 (OT)) vs. LA Clippers, 03/14/22	Had 60+ rebounds	61 REB, (CLE W, 132-122 (2OT)) vs. Charlotte, 11/18/22
39 AST, (CLE W, 133-115) vs. Milwaukee, 04/10/22	Had 35+ assists	35 AST, (CLE W, 119-116 (OT)) vs. Denver, 03/18/22
41 AST, (CLE W, 122-100) vs. Detroit, 04/09/14	Had 40+ assists	43 AST, (CLE L, 94-141) @ Philadelphia, 12/07/19





51 FGM, (CLE W, 133-115) vs. Milwaukee, 04/10/22	Made 50+ field goals	53 FGM, (CLE L, 120-131) vs. LA Lakers, 03/21/22
23 3FGM, (CLE W, 121-108) vs. New York, 10/30/22	Made 20+ 3-pointers	20 3FGM, (CLE L, 108-109) vs. Utah, 12/05/21
35 FTM, (CLE W, 105-94) vs. LA Clippers, 02/05/15	Made 35+ free throws	35 FTM, (CLE L, 108-112) vs. Philadelphia, 04/03/22
2nd OT, (CLE W, 132-122 (2OT)) vs. Charlotte, 11/18/22	Overtime Win	1st OT, (CLE L, 118-134 (OT)) vs. Phoenix, 05/04/21
2nd OT, (CLE W, 132-122 (2OT)) vs. Charlotte, 11/18/22	Double-Overtime Win	2nd OT, (CLE L, 139-148 (3OT)) vs. Brooklyn, 02/13/19
* Never Has Happened *	Triple-Overtime Win	3rd OT, (CLE L, 139-148 (3OT)) vs. Brooklyn, 02/13/19
4th OT, (CLE W, 154-153 (4OT)) vs. LA Lakers, 01/29/80	Quadruple-Overtime Win	4th OT, (CLE L, 129-131 (4OT)) vs. Portland, 10/18/74

THE CAVALIERS (SINGLE-SEASON)...

10/22/2022 — 11/6/2022 (8)	Won 5 straight	--
11/11/2017 — 12/6/2017 (13)	Won 10 straight	--
11/18/2022 — 12/2/2022 (6)	Won 5 straight at home	--
11/7/2017 — 1/2/2018 (13)	Won 10 straight at home	--
1/19/2015 — 4/5/2015 (18)	Won 15 straight at home	--
2/9/2018 — 3/7/2018 (5)	Won 5 straight on road	--
* Never Has Happened *	Won 10 straight on road	--
* Never Has Happened *	Won 15 straight on road	--
11/7/2022 — 11/16/2022 (5)	Lost 5 straight	--
4/23/2021 — 5/10/2021 (11)	Lost 10 straight	--
4/28/2021 — 5/10/2021 (7)	Lost 5 straight at home	--
11/7/2022 — 11/25/2022 (5)	Lost 5 straight on road	--





CAVALIERS RECORD WHEN...	OVERALL	HOME	ROAD
Outrebounding opponent	9-3	5-0	4-3
Outrebounded by opponent	5-5	4-1	1-4
Tied in Rebounding	1-0	1-0	0-0
Shooting better than opponent	9-3	6-0	3-3
Shooting worse than opponent	6-5	4-1	2-4
Shooting same than opponent	0-0	0-0	0-0
More FTM than opponent	9-3	7-1	2-2
Less FTM than opponent	4-5	3-0	1-5
Same FTM than opponent	2-0	0-0	2-0
More 3FGM than opponent	8-1	6-1	2-0
Less 3FGM than opponent	4-7	3-0	1-7
Same 3FGM than opponent	3-0	1-0	2-0
More assists than opponent	8-2	6-0	2-2
Less assists than opponent	5-6	3-1	2-5
Same assists than opponent	2-0	1-0	1-0
More turnovers than opponent	6-3	4-0	2-3
Less turnovers than opponent	6-5	4-1	2-4
Same turnovers than opponent	3-0	2-0	1-0
Bench outscorers opponent bench	7-2	5-0	2-2
Opponent bench outscorers CLE	8-5	5-1	3-4
Bench scoring equal	0-1	0-0	0-1
Scoring less than 80 points	0-0	0-0	0-0
Scoring between 80-89 points	0-1	0-0	0-1
Scoring between 90-99 points	0-1	0-0	0-1
Scoring between 100-109	3-3	2-0	1-3
Scoring 110 or more points	12-3	8-1	4-2
Opponent scores less than 80	0-0	0-0	0-0
Opponent scores between 80-89	3-0	2-0	1-0
Opponent scores between 90-99	5-0	3-0	2-0
Opponent scores between 100-109	4-3	3-0	1-3
Opponent scores 110 or more	3-5	2-1	1-4

NUMBER OF TIMES RECORDING	POINTS			REB	AST	BLK	STL	DD	TD
	10+	20+	30+						
Jarrett Allen	12	4	--	11	--	1	3+	9	--
Mamadi Diakite	--	--	--	--	--	--	--	--	--
Darius Garland	15	10	2	--	5	--	3	5	--
Caris LeVert	12	3	1	1	--	--	1	1	--
Robin Lopez	1	--	--	--	--	--	--	--	--
Kevin Love	7	2	--	3	1	--	--	4	--
Donovan Mitchell	20	17	12	1	1	--	2	2	--
Evan Mobley	20	6	--	9	--	2	1	8	--
Isaiah Mobley	--	--	--	--	--	--	--	--	--
Raul Neto	1	--	--	--	--	--	--	--	--
Isaac Okoro	3	--	--	--	--	--	1	--	--
Cedi Osman	9	2	--	1	--	--	1	1	--
Ricky Rubio	--	--	--	--	--	--	--	--	--
Lamar Stevens	4	--	--	--	--	1	--	--	--
Dean Wade	3	1	--	1	--	--	1	--	--
Dylan Windler	--	--	--	--	--	--	--	--	--

NUMBER OF TIMES LEADING TEAM IN . . . (INCLUDES TIES)	PTS	REB	AST	BLK	STL	MIN
Jarrett Allen	1	10	--	11	2	2
Mamadi Diakite	--	--	--	1	--	--
Darius Garland	6	--	15	--	6	7
Caris LeVert	2	1	3	2	4	2
Robin Lopez	--	--	--	1	--	--
Kevin Love	--	3	1	1	--	--
Donovan Mitchell	15	--	8	3	11	8
Evan Mobley	2	9	--	10	5	3
Isaiah Mobley	--	--	--	--	--	--
Raul Neto	--	--	--	--	3	--
Isaac Okoro	--	--	--	1	5	--
Cedi Osman	--	1	--	2	1	1
Ricky Rubio	--	--	--	--	--	--
Lamar Stevens	--	--	--	1	--	--
Dean Wade	--	1	--	2	1	--
Dylan Windler	--	--	--	--	--	--

STARTING LINEUPS

LAST USED	GAME	FORWARD	FORWARD	CENTER	GUARD	GUARD	RECORD
10/19	at Raptors	Donovan Mitchell	Evan Mobley	Jarrett Allen	Darius Garland	Caris LeVert	0-1
10/23	vs. Wizards	Caris LeVert	Evan Mobley	Jarrett Allen	Donovan Mitchell	Isaac Okoro	2-0
10/30	vs. Knicks	Evan Mobley	Dean Wade	Jarrett Allen	Caris LeVert	Donovan Mitchell	3-0
11/4	at Pistons	Evan Mobley	Dean Wade	Jarrett Allen	Caris LeVert	Isaac Okoro	1-0
11/11	at Warriors	Caris LeVert	Evan Mobley	Jarrett Allen	Darius Garland	Donovan Mitchell	2-3
11/13	vs. Timberwolves	Kevin Love	Lamar Stevens	Evan Mobley	Darius Garland	Caris LeVert	0-1
11/16	at Bucks	Caris LeVert	Lamar Stevens	Evan Mobley	Darius Garland	Donovan Mitchell	0-1
11/23	vs. Trail Blazers	Evan Mobley	Lamar Stevens	Jarrett Allen	Darius Garland	Donovan Mitchell	4-0
11/25	at Bucks	Evan Mobley	Dean Wade	Jarrett Allen	Darius Garland	Donovan Mitchell	0-1
11/27	at Pistons	Evan Mobley	Dean Wade	Jarrett Allen	Darius Garland	Donovan Mitchell	1-0
11/28	at Raptors	Isaac Okoro	Dean Wade	Evan Mobley	Darius Garland	Donovan Mitchell	0-1
11/30	vs. 76ers	Mamadi Diakite	Dean Wade	Evan Mobley	Darius Garland	Donovan Mitchell	1-0
12/2	vs. Magic	Lamar Stevens	Dean Wade	Evan Mobley	Darius Garland	Donovan Mitchell	1-0

GAMES MISSED DUE TO INJURIES/SUSPENSIONS

NAME	INJURY/ILLNESS	DATES OUT	GAMES MISSED
Jarrett Allen	Left Ankle; Soreness	11/13	1
	Illness; Non-Covid Related	11/16	1
	Low Back; Contusion	11/27 through 11/28/22; 12/2	3
	Back; Contusion	11/30	1
Mamadi Diakite	Inactive - Not With Team	10/19	1
	Inactive - Personal	10/23	1
Darius Garland	Left Eye Laceration	10/22 through 10/30/22	5
	Left Knee; Sprain	11/4	1
Caris LeVert	Left Ankle; Sprain	11/21 through 11/27/22	4
Kevin Love	Right Thumb; Fracture	11/20; 11/23 through 11/30/22	6
Donovan Mitchell	Left Ankle; Sprain	11/4	1
	Right Ankle; Strain	11/13 through 11/16/22	2
Raul Neto	Right Ankle; Sprain	11/2	1
Ricky Rubio	Left Knee; ACL Surgery	10/19 through 11/25/22; 11/28 through 12/2/22	22
	Left Knee; SCL Surgery	11/27	1
Lamar Stevens	Illness; Non-Covid	11/25 through 11/28/22	3
	Illness; Non-Covid Related	11/30	1
Dean Wade	Right Knee; Soreness	11/11 through 11/21/22	6
Dylan Windler	Right Ankle; Sprain	10/19 through 10/30/22; 11/4 through 12/2/22	22
TOTAL GAMES MISSED			83





	CLEVELAND CAVALIERS		OPPONENTS	
Points	51	Darius Garland vs. MIN 11/13/2022	40	Stephen Curry at GSW 11/11/2022
Points in a Quarter	27	Darius Garland (4th) vs. MIN 11/13/2022	16	Karl-Anthony Towns (3rd) vs. MIN 11/13/2022
			16	Jayson Tatum (2nd) at BOS 10/28/2022
			16	Paolo Banchero (4th) vs. ORL 10/26/2022
Points in a Half	32	Darius Garland (2nd) vs. MIN 11/13/2022	25	Stephen Curry (2nd) at GSW 11/11/2022
Field Goals	16	Darius Garland vs. CHA 11/18/2022	15	Stephen Curry at GSW 11/11/2022
	16	Darius Garland vs. MIN 11/13/2022		
	16	Donovan Mitchell at SAC 11/09/2022		
Field Goal Attempts	31	Darius Garland vs. MIN 11/13/2022	32	Terry Rozier vs. CHA 11/18/2022
Field Goal Percentage	1.000	Robin Lopez (3-3) vs. ATL 11/21/2022	1.000	Drew Eubanks (5-5) vs. POR 11/23/2022
3-PT Field Goal	10	Darius Garland vs. MIN 11/13/2022	7	Brook Lopez at MIL 11/16/2022
3-PT FG Attempts	15	Darius Garland vs. MIN 11/13/2022	16	Terry Rozier vs. CHA 11/18/2022
3-PT FG Percentage	1.000	Evan Mobley (2-2) at DET 11/27/2022	1.000	Monte Morris (3-3) vs. WAS 10/23/2022
	1.000	Caris LeVert (2-2) at TOR 10/19/2022		
Free Throws	12	Donovan Mitchell at DET 11/27/2022	11	Domantas Sabonis at SAC 11/09/2022
	12	Donovan Mitchell at LAL 11/06/2022		
Free Throw Attempts	13	Donovan Mitchell at DET 11/27/2022	14	Giannis Antetokounmpo at MIL 11/25/2022
	13	Darius Garland vs. MIN 11/13/2022		
	13	Donovan Mitchell at LAL 11/06/2022		
Free Throw Percentage	1.000	Darius Garland (7-7) vs. MIA 11/20/2022	1.000	Taurean Prince (10-10) vs. MIN 11/13/2022
	1.000	Darius Garland (7-7) at LAL 11/06/2022		
Offensive Rebounds	8	Evan Mobley at GSW 11/11/2022	6	Nick Richards vs. CHA 11/18/2022
			6	Mitchell Robinson vs. NYK 10/30/2022
Defensive Rebounds	16	Jarrett Allen at LAC 11/07/2022	11	Bobby Portis at MIL 11/16/2022
			11	Karl-Anthony Towns vs. MIN 11/13/2022
			11	Al Horford vs. BOS 11/02/2022
Total Rebounds	20	Jarrett Allen at LAC 11/07/2022	14	Nick Richards vs. CHA 11/18/2022
Assists	12	Darius Garland vs. POR 11/23/2022	13	Draymond Green at GSW 11/11/2022
	12	Darius Garland at LAC 11/07/2022		
	12	Darius Garland vs. BOS 11/02/2022		
	12	Donovan Mitchell vs. NYK 10/30/2022		
Steals	5	Darius Garland vs. CHA 11/18/2022	4	PJ Washington vs. CHA 11/18/2022
			4	Fred VanVleet at TOR 10/19/2022
Blocks	8	Evan Mobley at DET 11/04/2022	6	Brook Lopez at MIL 11/25/2022
Minutes	48:13	Darius Garland vs. CHA 11/18/2022	48:46	Terry Rozier vs. CHA 11/18/2022
Points in Paint	24	Evan Mobley at LAC 11/07/2022	22	Giannis Antetokounmpo at MIL 11/25/2022
			22	LeBron James at LAL 11/06/2022
			22	Bradley Beal vs. WAS 10/23/2022
Second Chance Points	10	Darius Garland vs. MIN 11/13/2022	9	Nick Richards vs. CHA 11/18/2022
Fast Break Points	11	Donovan Mitchell at LAC 11/07/2022	11	O.G. Anunoby at TOR 11/28/2022

CAVALIERS HIGHS	CAVALIERS LOWS	CATEGORY	OPPONENTS HIGHS	OPPONENTS LOWS
132 (2) vs. CHA 11/18/2022	88 at TOR 11/28/2022	Points	129 vs. MIN 11/13/2022	85 vs. PHI 11/30/2022
38 vs. ATL 11/21/2022	20 (2) at DET 11/27/2022	Points/1st Qtr.	40 vs. MIN 11/13/2022	14 vs. CHA 11/18/2022
44 vs. PHI 11/30/2022	15 vs. BOS 11/02/2022	Points/2nd Qtr.	41 at BOS 10/28/2022	15 vs. MIA 11/20/2022
70 at CHI 10/22/2022	43 at TOR 11/28/2022	Points/1st Half	75 at BOS 10/28/2022	39 at DET 11/04/2022
36 vs. MIA 11/20/2022	10 at MIL 11/25/2022	Points/3rd Qtr.	37 vs. MIN 11/13/2022	16 at LAL 11/06/2022
40 vs. MIN 11/13/2022	18 vs. MIA 11/20/2022	Points/4th Qtr.	35 vs. CHA 11/18/2022	15 (2) vs. NYK 10/30/2022
74 vs. MIN 11/13/2022	38 at MIL 11/16/2022	Points/2nd Half	65 at MIL 11/25/2022	36 at LAL 11/06/2022
49 vs. CHA 11/18/2022	33 at DET 11/27/2022	Field Goals	46 vs. MIN 11/13/2022	31 (2) vs. MIA 11/20/2022
100 vs. BOS 11/02/2022	70 vs. ATL 11/21/2022	Field Goal Attempts	110 vs. CHA 11/18/2022	76 at SAC 11/09/2022
.608 vs. PHI 11/30/2022	.378 at TOR 11/28/2022	Field Goal Percentage	.561 vs. MIN 11/13/2022	.373 at DET 11/04/2022
23 vs. NYK 10/30/2022	7 at TOR 11/28/2022	3-PT Field Goal	17 (2) at SAC 11/09/2022	6 (3) vs. PHI 11/30/2022
50 vs. NYK 10/30/2022	19 vs. ATL 11/21/2022	3-PT FG Attempts	44 vs. CHA 11/18/2022	23 vs. ORL 12/02/2022
.593 at CHI 10/22/2022	.184 at TOR 11/28/2022	3-PT FG Percentage	.500 vs. MIN 11/13/2022	.194 vs. MIA 11/20/2022
32 at LAL 11/06/2022	8 vs. PHI 11/30/2022	Free Throws	30 at SAC 11/09/2022	8 (2) vs. ORL 12/02/2022
39 vs. MIN 11/13/2022	9 vs. ORL 12/02/2022	Free Throw Attempts	35 at SAC 11/09/2022	12 vs. ORL 12/02/2022
1.000 vs. ORL 12/02/2022	.692 vs. MIN 11/13/2022	Free Throw Percentage	1.000 vs. POR 11/23/2022	.500 vs. NYK 10/30/2022
16 (2) vs. MIN 11/13/2022	3 vs. ATL 11/21/2022	Offensive Rebounds	17 vs. CHA 11/18/2022	2 at SAC 11/09/2022
43 vs. CHA 11/18/2022	24 vs. MIN 11/13/2022	Defensive Rebounds	44 vs. BOS 11/02/2022	19 vs. MIA 11/20/2022
51 vs. BOS 11/02/2022	33 vs. ORL 12/02/2022	Total Rebounds	53 vs. CHA 11/18/2022	24 at SAC 11/09/2022
33 vs. NYK 10/30/2022	12 at MIL 11/25/2022	Assists	30 (2) vs. MIN 11/13/2022	14 at DET 11/27/2022
10 (2) vs. PHI 11/30/2022	3 (2) at DET 11/27/2022	Steals	15 at TOR 10/19/2022	4 (3) at TOR 11/28/2022
25 at BOS 10/28/2022	11 vs. PHI 11/30/2022	Fouls	29 vs. CHA 11/18/2022	9 vs. ORL 12/02/2022
19 (3) vs. ATL 11/21/2022	8 at MIL 11/16/2022	Turnovers	19 at BOS 10/28/2022	9 (2) at SAC 11/09/2022
13 at DET 11/04/2022	1 (3) vs. MIA 11/20/2022	Blocks	9 (2) at MIL 11/25/2022	1 vs. PHI 11/30/2022
64 (2) vs. CHA 11/18/2022	32 vs. NYK 10/30/2022	Points in Paint	64 vs. NYK 10/30/2022	24 at DET 11/04/2022
24 vs. WAS 10/23/2022	4 at TOR 10/19/2022	Second Chance Points	22 vs. CHA 11/18/2022	4 at GSW 11/11/2022
22 at CHI 10/22/2022	0 at SAC 11/09/2022	Fast Break Points	28 vs. NYK 10/30/2022	4 vs. PHI 11/30/2022
33 vs. PHI 11/30/2022	3 (2) at TOR 11/28/2022	Biggest Lead	24 vs. MIN 11/13/2022	3 vs. CHA 11/18/2022
56 at CHI 10/22/2022	10 vs. POR 11/23/2022	Bench Points	45 at MIL 11/16/2022	13 vs. ORL 10/26/2022
28 (3) vs. MIA 11/20/2022	8 at SAC 11/09/2022	Points Off Turnovers	35 vs. CHA 11/18/2022	5 at TOR 11/28/2022





TEAM RECORD

	RECORD	HOME	ROAD	OT
OVERALL	15-8	10-1	5-7	4-0
ATLANTIC	4-2	3-0	1-2	2-0
CENTRAL	3-2	--	3-2	--
SOUTHEAST	6-0	6-0	--	2-0
EASTERN	13-4	9-0	4-4	4-0
SOUTHWEST	--	--	--	--
NORTHWEST	1-1	1-1	--	--
PACIFIC	1-3	--	1-3	--
WESTERN	2-4	1-1	1-3	--

TEAM WINNING & LOSING STREAKS

LONG:	OVERALL	HOME	ROAD
Win	10/22/2022 — 11/6/2022 (8)	11/18/2022 — 12/2/2022 (6)	10/22/2022 — 11/6/2022 (4)
Loss	11/7/2022 — 11/16/2022 (5)	11/13/2022 — 11/13/2022 (1)	11/7/2022 — 11/25/2022 (5)

*showing most recent streaks

AFTER 23 GAMES: W15, L8

MARGIN	1	2	3	4	5	6	7	8	9	10	11	12	13	14	15	16	17	18	19	20	21	22	23
Won By:	1							1	1	2	2	1	1	1				1					
Lost By:		1	1		2		1					1			2								

MARGIN	24	25	26	27	28	29	30	31	32	33	34	35	36	37	38	39	40	41	42	43	44	45	46
Won By:	1		1		1				1														
Lost By:																							

AT START OF:	OVERALL	HOME	ROAD	FG%:	OVERALL	HOME	ROAD
2nd-Ahead:	11-3	9-0	2-3	-44%	4-4	3-0	1-4
-Behind:	4-4	1-1	3-3	45-49%	3-1	2-1	1-0
-Tied:	0-1	0-0	0-1	50-54%	3-3	2-0	1-3
3rd-Ahead:	11-3	9-0	2-3	55-59%	3-0	1-0	2-0
-Behind:	4-4	1-1	3-3	+60%	2-0	2-0	0-0
-Tied:	0-1	0-0	0-1				
4th-Ahead:	12-2	9-0	3-2				
-Behind:	3-6	1-1	2-5				
-Tied:	0-0	0-0	0-0				





TEAM TREND	HOM AWA				TEAM TREND	HOM AWA				PLAYER TREND	AWA			
	E	Y	TTL	LAST GAME		E	Y	TTL	LAST GAME		HOME	Y	TTL	LAST GAME
<4 Cavaliers w/ 10+ pts	0-0	0-2	0-2	@ TOR 11/28/22	Cavaliers shoot 50.0% or better	5-0	3-2	8-2	vs. PHI 11/30/22	Kevin Love w/25+ pts	1-0	0-0	1-0	vs. NYK 10/30/22
4+ Cavaliers w/ 10+ pts	10-1	5-5	15-6	vs. ORL 12/2/22	Opp shoots 50.0% or better	0-1	1-3	1-4	@ MIL 11/25/22	Kevin Love w/20+ pts	1-0	1-0	2-0	@ DET 11/4/22
5+ Cavaliers w/ 10+ pts	6-1	3-3	9-4	vs. PHI 11/30/22	Cavaliers shoot 45.0% or better	7-0	3-3	10-3	vs. ORL 12/2/22	Kevin Love w/15+ pts	1-0	2-1	3-1	@ LAC 11/7/22
6+ Cavaliers w/ 10+ pts	3-0	2-0	5-0	vs. MIA 11/20/22	Cavaliers shoot 44.0% or below	3-0	1-4	4-4	@ TOR 11/28/22	Kevin Love w/10+ pts	2-1	3-1	5-2	vs. ORL 12/2/22
7+ Cavaliers w/ 10+ pts	0-0	0-0	0-0		Cavaliers shoot 40.0% or below	0-0	0-2	0-2	@ TOR 11/28/22	Kevin Love w/10+ REB	1-0	2-0	3-0	vs. ORL 12/2/22
8+ Cavaliers w/ 10+ pts	0-0	0-0	0-0		Opp shoots 45.0% or better	3-1	3-5	6-6	vs. ORL 12/2/22	Kevin Love w/10+ asts	0-0	1-0	1-0	@ DET 11/4/22
Cavaliers no 20+ pt scorer	0-0	0-1	0-1	@ TOR 11/28/22	Opp shoots 40.0% or below	2-0	1-0	3-0	vs. MIA 11/20/22	Kevin Love w/3+ 3FGM	1-1	2-1	3-2	vs. MIN 11/13/22
Opp no 20+ pt scorer	2-0	2-0	4-0	vs. PHI 11/30/22	Cavaliers w/10+ 3-pointers made	9-1	3-5	12-6	vs. ORL 12/2/22	Kevin Love w/double-double	1-0	3-0	4-0	vs. ORL 12/2/22
2+ Cavaliers w/20+ pt scorer	7-0	4-5	11-5	vs. PHI 11/30/22	Opp w/10+ 3-pointers made	6-1	2-7	8-8	@ TOR 11/28/22	Cedi Osman w/20+ pts	2-0	0-0	2-0	vs. ATL 11/21/22
2+ Opp w/20+ pt scorer	4-1	1-4	5-5	vs. POR 11/23/22	Cavaliers w/15+ 3-pointers made	3-1	2-1	5-2	vs. ORL 12/2/22	Cedi Osman w/15+ pts	3-0	2-1	5-1	vs. ATL 11/21/22
3+ Cavaliers w/20+ pt scorer	4-0	0-2	4-2	vs. POR 11/23/22	Opp w/15+ 3-pointers made	0-0	0-5	0-5	@ MIL 11/25/22	Cedi Osman w/10+ pts	4-1	3-1	7-2	@ DET 11/27/22
3+ Opp w/20+ pt scorer	2-0	0-0	2-0	vs. POR 11/23/22	Cavaliers 3FG% 40.0% or better	4-1	3-3	7-4	vs. PHI 11/30/22	Cedi Osman w/10+ REB	1-0	0-0	1-0	vs. MIA 11/20/22
Cavaliers w/30+ pt scorer	5-1	4-3	9-4	vs. ORL 12/2/22	Opp 3FG% 40.0% or better	2-1	0-7	2-8	@ TOR 11/28/22	Cedi Osman w/3+ 3FGM	3-0	1-1	4-1	vs. ATL 11/21/22
Opp w/30+ pt scorer	2-1	1-2	3-3	@ MIL 11/25/22	Cavaliers FT% 80.0 or better	7-0	4-5	11-5	vs. ORL 12/2/22	Cedi Osman w/3+ stls	0-0	0-1	0-1	@ MIL 11/25/22
All 5 Starters w/10+ pts	3-0	0-1	3-1	vs. POR 11/23/22	Opp FT% 80.0 or better	6-0	3-2	9-2	vs. PHI 11/30/22	Cedi Osman w/double-double	1-0	0-0	1-0	vs. MIA 11/20/22
Opp 5 Starters w/10+ pts	0-0	0-3	0-3	@ SAC 11/9/22	Cavaliers FT% below 70.0	1-1	0-0	1-1	vs. MIN 11/13/22	Darius Garland w/50+ pts	0-1	0-0	0-1	vs. MIN 11/13/22
2+ reserves w/10+ pts	3-0	2-0	5-0	vs. PHI 11/30/22	Opp FT% below 70.0	3-0	2-1	5-1	vs. ORL 12/2/22	Darius Garland w/45+ pts	0-1	0-0	0-1	vs. MIN 11/13/22
Opp 2+ reserves w/10+ pts	1-0	1-3	2-3	@ TOR 11/28/22	Cavaliers FTM >= Opp FTA	6-0	2-1	8-1	@ DET 11/27/22	Darius Garland w/40+ pts	1-1	0-0	1-1	vs. CHA 11/18/22
3+ reserves w/10+ pts	0-0	2-0	2-0	@ DET 11/4/22	Opp FTM >= Cavaliers FTA	3-0	1-3	4-3	vs. PHI 11/30/22	Darius Garland w/35+ pts	1-1	0-0	1-1	vs. CHA 11/18/22
Opp 3+ reserves w/10+ pts	0-0	0-0	0-0		Cavaliers FG% >= Opp FG%	6-0	2-2	8-2	vs. PHI 11/30/22	Darius Garland w/30+ pts	1-1	0-0	1-1	vs. CHA 11/18/22
Cavaliers <20 pts. in 1st qtr	3-0	1-0	4-0	vs. CHA 11/18/22	Opp FG% >= Cavaliers FG%	3-1	2-4	5-5	@ TOR 11/28/22	Darius Garland w/25+ pts	4-1	0-0	4-1	vs. ATL 11/21/22
Opp <20 pts. in 1st qtr	3-0	1-0	4-0	vs. CHA 11/18/22	Cavaliers w/30+ FTA	2-1	3-0	5-1	@ DET 11/27/22	Darius Garland w/20+ pts	6-1	1-2	7-3	vs. PHI 11/30/22
Cavaliers w/30+ pts in 1st qtr	5-0	3-3	8-3	@ MIL 11/25/22	Opp w/30+ FTA	0-1	1-2	1-3	vs. MIN 11/13/22	Darius Garland w/15+ pts	7-1	2-5	9-6	vs. ORL 12/2/22
Opp w/30+ pts in 1st qtr	2-1	2-3	4-4	@ MIL 11/16/22	Cavaliers w/20+ asts	9-1	2-6	11-7	vs. ORL 12/2/22	Darius Garland w/10+ pts	7-1	2-5	9-6	vs. ORL 12/2/22
Cavaliers under 50 pts 1st half	0-0	0-1	0-1	@ TOR 11/28/22	Opp w/20+ asts	6-1	2-5	8-6	@ TOR 11/28/22	Darius Garland w/10+ FTA	0-1	1-0	1-1	@ DET 11/27/22
Opp under 50 pts 1st half	4-0	1-1	5-1	vs. ORL 12/2/22	Cavaliers w/25+ asts	5-0	2-3	7-3	vs. PHI 11/30/22	Darius Garland w/10+ asts	2-0	1-2	3-2	@ TOR 11/28/22
Cavaliers 50+ pts 1st half	10-1	5-6	15-7	vs. ORL 12/2/22	Opp w/25+ asts	4-1	1-4	5-5	@ MIL 11/25/22	Darius Garland w/3+ 3FGM	5-1	1-1	6-2	vs. PHI 11/30/22
Opp 50+ pts 1st half	6-1	4-6	10-7	@ TOR 11/28/22	Cavaliers w/30+ asts	2-0	2-0	4-0	vs. MIA 11/20/22	Darius Garland w/3+ stls	2-0	0-1	2-1	@ TOR 11/28/22
Cavaliers 60+ pts in 1st half	5-0	2-3	7-3	vs. PHI 11/30/22	Opp w/30+ asts	0-1	0-1	0-2	vs. MIN 11/13/22	Darius Garland w/double-double	2-0	1-2	3-2	@ TOR 11/28/22
Opp 60+ pts in 1st half	2-1	2-3	4-4	vs. CHA 11/18/22	Cavaliers asts >= Opp asts	6-0	2-2	8-2	vs. ORL 12/2/22	Evan Mobley w/25+ pts	0-0	0-1	0-1	@ LAC 11/7/22
Cavaliers lead by 10+ pts	10-0	4-4	14-4	vs. ORL 12/2/22	Opp asts >= Cavaliers asts	3-1	2-5	5-6	@ TOR 11/28/22	Evan Mobley w/20+ pts	2-0	1-3	3-3	@ DET 11/27/22
Opp leads by 10+ pts	2-1	3-5	5-6	@ TOR 11/28/22	Cavaliers w/12 or fewer TOs	3-1	1-4	4-5	vs. ORL 12/2/22	Evan Mobley w/15+ pts	7-0	3-5	10-5	vs. ORL 12/2/22
Games decided by 10+ points	9-0	3-3	12-3	vs. ORL 12/2/22	Opp w/12 or fewer TOs	0-0	1-3	1-3	@ TOR 11/28/22	Evan Mobley w/10+ pts	10-0	4-6	14-6	vs. ORL 12/2/22
Games decided by 4-9 points	0-1	2-2	2-3	@ DET 11/27/22	Cavaliers w/20+ TOs	0-0	0-0	0-0		Evan Mobley w/15+ REB	1-0	0-1	1-1	@ TOR 11/28/22
Games decided by 3 or less points	1-0	0-2	1-2	@ LAC 11/7/22	Opp w/20+ TOs	0-0	0-0	0-0		Evan Mobley w/10+ REB	4-1	2-2	6-3	vs. ORL 12/2/22
Both teams score 100+ pts	5-1	2-5	7-6	@ MIL 11/25/22	Cavaliers TO >= Opp TO	4-0	2-3	6-3	vs. PHI 11/30/22	Evan Mobley w/3+ stls	0-0	0-1	0-1	@ MIL 11/25/22
Both teams under 100 pts	0-0	0-0	0-0		Opp TO >= Cavaliers TO	4-1	2-4	6-5	vs. ORL 12/2/22	Evan Mobley w/double-double	4-0	2-2	6-2	vs. ORL 12/2/22
Cavaliers score under 100 pts	0-0	0-2	0-2	@ TOR 11/28/22	Cavaliers w/50+ REB	6-1	5-5	11-6	@ TOR 11/28/22	Isaac Okoro w/10+ pts	2-0	0-1	2-1	vs. PHI 11/30/22
Opp scores under 100 pts	5-0	3-0	8-0	vs. ORL 12/2/22	Opp w/50+ REB	5-1	2-5	7-6	@ TOR 11/28/22	Isaac Okoro w/3+ stls	1-0	0-0	1-0	vs. PHI 11/30/22
Cavaliers score 100+ pts	10-1	5-5	15-6	vs. ORL 12/2/22	Cavaliers REB >= Opp REB	5-0	4-3	9-3	vs. PHI 11/30/22	Jarrett Allen w/20+ pts	2-0	1-1	3-1	vs. POR 11/23/22
Opp scores 100+ pts	5-1	2-7	7-8	@ TOR 11/28/22	Opp REB >= Cavaliers REB	4-1	1-4	5-5	vs. ORL 12/2/22	Jarrett Allen w/15+ pts	4-0	2-1	6-1	vs. POR 11/23/22
Cavaliers score 110+ pts	8-1	4-2	12-3	vs. PHI 11/30/22	Cavaliers w/10+ more REB than Opp	1-0	2-2	3-2	vs. MIA 11/20/22	Jarrett Allen w/10+ pts	5-0	3-4	8-4	vs. POR 11/23/22
Opp scores 110+ pts	2-1	1-4	3-5	@ MIL 11/25/22	Opp w/10+ more REB than CLE	0-0	0-2	0-2	@ MIL 11/16/22	Jarrett Allen w/15+ REB	1-0	0-1	1-1	@ LAC 11/7/22
Cavaliers score 110+ pts	8-1	4-2	12-3	vs. PHI 11/30/22	Cavaliers w/10+ stls	2-0	0-0	2-0	vs. PHI 11/30/22	Jarrett Allen w/10+ REB	7-0	2-2	9-2	vs. POR 11/23/22
Opp scores 110+ pts	2-1	1-4	3-5	@ MIL 11/25/22	Opp w/10+ stls	2-0	2-2	4-2	vs. ATL 11/21/22	Jarrett Allen w/double-double	5-0	2-2	7-2	vs. POR 11/23/22
Cavaliers tied or lead after the 3rd qtr	9-0	4-2	13-2	vs. ORL 12/2/22	2+ Cavaliers w/double-double	5-0	3-3	8-3	vs. ORL 12/2/22					
Cavaliers tied or lead at halftime	9-0	2-4	11-4	vs. ORL 12/2/22	2+ Opp w/double-double	3-1	1-1	4-2	vs. ATL 11/21/22					
Cavaliers tied or lead after 1st qtr	10-0	3-4	13-4	vs. ORL 12/2/22	3+ Cavaliers w/double-double	1-0	0-0	1-0	vs. POR 11/23/22					
Cavaliers trailing after the 3rd qtr	1-1	1-5	2-6	@ TOR 11/28/22	3+ Opp w/double-double	0-1	0-0	0-1	vs. MIN 11/13/22					
Cavaliers trailing at halftime	1-1	3-3	4-4	@ TOR 11/28/22	Cavaliers PITP >= Opp PITP	6-0	2-6	8-6	vs. PHI 11/30/22					
Cavaliers trailing after 1st qtr	0-1	2-3	2-4	@ TOR 11/28/22	Opp PITP >= Cavaliers PITP	4-1	3-0	7-1	vs. ORL 12/2/22					
1st game Back-to-Back	1-0	3-0	4-0	@ DET 11/27/22	Cavaliers 2CP >= Opp 2CP	5-1	4-4	9-5	vs. PHI 11/30/22					
2nd game Back-to-Back	2-0	0-2	2-2	@ TOR 11/28/22	Opp 2CP >= Cavaliers 2CP	2-0	1-2	3-2	@ DET 11/27/22					
1st game after a win	8-0	3-3	11-3	vs. ORL 12/2/22	Cavaliers FB Pts >= Opp FB Pts	2-0	1-2	3-2	vs. PHI 11/30/22					
1st game after a loss	2-1	2-3	4-4	vs. PHI 11/30/22	Opp FB Pts >= Cavaliers FB Pts	7-1	4-5	11-6	vs. ORL 12/2/22					
On Monday	1-0	0-2	1-2	@ TOR 11/28/22										
On Tuesday	0-0	0-0	0-0											
On Wednesday	4-0	0-3	4-3	vs. PHI 11/30/22										
On Thursday	0-0	0-0	0-0											
On Friday	2-0	2-2	4-2	vs. ORL 12/2/22										
On Saturday	0-0	1-0	1-0	@ CHI 10/22/22										
On Sunday	3-1	2-0	5-1	@ DET 11/27/22										
October	3-0	2-1	5-1	vs. NYK 10/30/22										
November	6-1	3-6	9-7	vs. PHI 11/30/22										
December	1-0	0-0	1-0	vs. ORL 12/2/22										





DATE	OPPONENT	H-R	W-L	SCORE CLE-OPP	HOME RECORD	ROAD RECORD	TOTAL RECORD	CAVALIERS HI SCORER	PT	CAVALIERS HI REBR	RB	CAVALIERS HI ASSISTS	AST	OPPONENT HI SCORER	PT	ATTEND
10/19/2022	at Raptors	R	L	105-108	0-0	0-1	0-1	D. Mitchell	31	J. Allen	10	D. Mitchell	9	P. Siakam	23	19,800
10/22/2022	at Bulls	R	W	128-96	0-0	1-1	1-1	D. Mitchell	32	K. Love	12	C. LeVert/D. Mitchell	8	Z. LaVine	23	21,089
10/23/2022	Wizards	H	W	117-107	1-0	1-1	2-1	D. Mitchell	37	J. Allen	14	D. Mitchell/C. LeVert	4	B. Beal	27	19,432
10/26/2022	Magic	H	W	103-92	2-0	1-1	3-1	E. Mobley	20	J. Allen	16	D. Mitchell	8	P. Bancharo	29	0
10/28/2022	at Celtics	R	W	132-123	2-0	2-1	4-1	C. LeVert/D. Mitchell	41	J. Allen	11	C. LeVert	7	J. Brown/J. Tatum	32	19,156
10/30/2022	Knicks	H	W	121-108	3-0	2-1	5-1	D. Mitchell	38	J. Allen	13	D. Mitchell	12	E. Fournier/J. Brunson	16	19,432
11/02/2022	Celtics	H	W	114-113	4-0	2-1	6-1	D. Garland	29	J. Allen	14	D. Garland	12	J. Brown	30	19,432
11/04/2022	at Pistons	R	W	112-88	4-0	3-1	7-1	J. Allen	23	E. Mobley/K. Love	8	K. Love	10	C. Cunningham	19	18,744
11/06/2022	at Lakers	R	W	114-100	4-0	4-1	8-1	D. Mitchell	33	J. Allen	11	D. Garland	7	L. James	27	18,997
11/07/2022	at Clippers	R	L	117-119	4-0	4-2	8-2	D. Mitchell	30	J. Allen	20	D. Garland	12	P. George	26	16,516
11/09/2022	at Kings	R	L	120-127	4-0	4-3	8-3	D. Mitchell	38	C. LeVert	10	D. Garland	8	D. Sabonis	21	13,816
11/11/2022	at Warriors	R	L	101-106	4-0	4-4	8-4	D. Mitchell	29	E. Mobley	13	D. Mitchell	9	S. Curry	40	18,064
11/13/2022	Timberwolves	H	L	124-129	4-1	4-4	8-5	D. Garland	51	E. Mobley	13	D. Garland	6	D. Russell	30	19,432
11/16/2022	at Bucks	R	L	98-113	4-1	4-5	8-6	D. Mitchell/D. Garland	23	K. Love/E. Mobley	7	D. Garland	8	B. Lopez	29	17,341
11/18/2022	Hornets	H	W	132-122	5-1	4-5	9-6	D. Garland	41	E. Mobley	18	D. Garland/D. Mitchell	6	K. Oubre Jr.	34	19,432
11/20/2022	Heat	H	W	113-87	6-1	4-5	10-6	D. Garland	25	C. Osman	12	D. Garland	7	B. Adebayo	21	19,432
11/21/2022	Hawks	H	W	114-102	7-1	4-5	11-6	D. Mitchell	29	J. Allen	11	D. Mitchell/D. Garland	9	T. Young	25	19,432
11/23/2022	Trail Blazers	H	W	114-96	8-1	4-5	12-6	D. Mitchell	34	J. Allen	13	D. Garland	12	J. Nurkic	22	19,432
11/25/2022	at Bucks	R	L	102-117	8-1	4-6	12-7	D. Mitchell	29	D. Wade	12	D. Garland	3	G. Antetokounmpo	38	17,447
11/27/2022	at Pistons	R	W	102-94	8-1	5-6	13-7	D. Mitchell	32	E. Mobley	13	D. Garland	10	M. Bagley III	19	18,240
11/28/2022	at Raptors	R	L	88-100	8-1	5-7	13-8	D. Garland/E. Mobley	18	E. Mobley	15	D. Garland	10	O. Anunoby	20	19,800
11/30/2022	76ers	H	W	113-85	9-1	5-7	14-8	C. LeVert	22	E. Mobley	8	D. Garland	9	J. Embiid	19	19,432
12/02/2022	Magic	H	W	107-96	10-1	5-7	15-8	D. Mitchell	34	E. Mobley	13	D. Garland	6	P. Bancharo	22	19,432
12/04/2022	at Knicks	--	--	--	--	--	--	--	--	--	--	--	--	--	--	--
12/06/2022	Lakers	--	--	--	--	--	--	--	--	--	--	--	--	--	--	--
12/09/2022	Kings	--	--	--	--	--	--	--	--	--	--	--	--	--	--	--
12/10/2022	Thunder	--	--	--	--	--	--	--	--	--	--	--	--	--	--	--
12/12/2022	at Spurs	--	--	--	--	--	--	--	--	--	--	--	--	--	--	--
12/14/2022	at Mavericks	--	--	--	--	--	--	--	--	--	--	--	--	--	--	--
12/16/2022	Pacers	--	--	--	--	--	--	--	--	--	--	--	--	--	--	--
12/17/2022	Mavericks	--	--	--	--	--	--	--	--	--	--	--	--	--	--	--
12/19/2022	Jazz	--	--	--	--	--	--	--	--	--	--	--	--	--	--	--
12/21/2022	Bucks	--	--	--	--	--	--	--	--	--	--	--	--	--	--	--
12/23/2022	Raptors	--	--	--	--	--	--	--	--	--	--	--	--	--	--	--
12/26/2022	Nets	--	--	--	--	--	--	--	--	--	--	--	--	--	--	--
12/29/2022	at Pacers	--	--	--	--	--	--	--	--	--	--	--	--	--	--	--
12/31/2022	at Bulls	--	--	--	--	--	--	--	--	--	--	--	--	--	--	--
01/02/2023	Bulls	--	--	--	--	--	--	--	--	--	--	--	--	--	--	--
01/04/2023	Suns	--	--	--	--	--	--	--	--	--	--	--	--	--	--	--
01/06/2023	at Nuggets	--	--	--	--	--	--	--	--	--	--	--	--	--	--	--
01/08/2023	at Suns	--	--	--	--	--	--	--	--	--	--	--	--	--	--	--
01/10/2023	at Jazz	--	--	--	--	--	--	--	--	--	--	--	--	--	--	--
01/12/2023	at Trail Blazers	--	--	--	--	--	--	--	--	--	--	--	--	--	--	--
01/14/2023	at Timberwolves	--	--	--	--	--	--	--	--	--	--	--	--	--	--	--
01/16/2023	Pelicans	--	--	--	--	--	--	--	--	--	--	--	--	--	--	--
01/18/2023	at Grizzlies	--	--	--	--	--	--	--	--	--	--	--	--	--	--	--
01/20/2023	Warriors	--	--	--	--	--	--	--	--	--	--	--	--	--	--	--
01/21/2023	Bucks	--	--	--	--	--	--	--	--	--	--	--	--	--	--	--
01/24/2023	at Knicks	--	--	--	--	--	--	--	--	--	--	--	--	--	--	--
01/26/2023	at Rockets	--	--	--	--	--	--	--	--	--	--	--	--	--	--	--
01/27/2023	at Thunder	--	--	--	--	--	--	--	--	--	--	--	--	--	--	--
01/29/2023	Clippers	--	--	--	--	--	--	--	--	--	--	--	--	--	--	--
01/31/2023	Heat	--	--	--	--	--	--	--	--	--	--	--	--	--	--	--
02/02/2023	Grizzlies	--	--	--	--	--	--	--	--	--	--	--	--	--	--	--
02/05/2023	at Pacers	--	--	--	--	--	--	--	--	--	--	--	--	--	--	--
02/06/2023	at Wizards	--	--	--	--	--	--	--	--	--	--	--	--	--	--	--
02/08/2023	Pistons	--	--	--	--	--	--	--	--	--	--	--	--	--	--	--
02/10/2023	at Pelicans	--	--	--	--	--	--	--	--	--	--	--	--	--	--	--
02/11/2023	Bulls	--	--	--	--	--	--	--	--	--	--	--	--	--	--	--
02/13/2023	Spurs	--	--	--	--	--	--	--	--	--	--	--	--	--	--	--
02/15/2023	at 76ers	--	--	--	--	--	--	--	--	--	--	--	--	--	--	--
02/23/2023	Nuggets	--	--	--	--	--	--	--	--	--	--	--	--	--	--	--
02/24/2023	at Hawks	--	--	--	--	--	--	--	--	--	--	--	--	--	--	--
02/26/2023	Raptors	--	--	--	--	--	--	--	--	--	--	--	--	--	--	--
03/01/2023	at Celtics	--	--	--	--	--	--	--	--	--	--	--	--	--	--	--
03/04/2023	Pistons	--	--	--	--	--	--	--	--	--	--	--	--	--	--	--
03/06/2023	Celtics	--	--	--	--	--	--	--	--	--	--	--	--	--	--	--
03/08/2023	at Heat	--	--	--	--	--	--	--	--	--	--	--	--	--	--	--
03/10/2023	at Heat	--	--	--	--	--	--	--	--	--	--	--	--	--	--	--
03/12/2023	at Hornets	--	--	--	--	--	--	--	--	--	--	--	--	--	--	--
03/14/2023	at Hornets	--	--	--	--	--	--	--	--	--	--	--	--	--	--	--
03/15/2023	76ers	--	--	--	--	--	--	--	--	--	--	--	--	--	--	--
03/17/2023	Wizards	--	--	--	--	--	--	--	--	--	--	--	--	--	--	--
03/21/2023	at Nets	--	--	--	--	--	--	--	--	--	--	--	--	--	--	--
03/23/2023	at Nets	--	--	--	--	--	--	--	--	--	--	--	--	--	--	--
03/26/2023	Rockets	--	--	--	--	--	--	--	--	--	--	--	--	--	--	--
03/28/2023	at Hawks	--	--	--	--	--	--	--	--	--	--	--	--	--	--	--
03/31/2023	Knicks	--	--	--	--	--	--	--	--	--	--	--	--	--	--	--
04/02/2023	Pacers	--	--	--	--	--	--	--	--	--	--	--	--	--	--	--
04/04/2023	at Magic	--	--	--	--	--	--	--	--	--	--	--	--	--	--	--
04/06/2023	at Magic	--	--	--	--	--	--	--	--	--	--	--	--	--	--	--
04/09/2023	Hornets	--	--	--	--	--	--	--	--	--	--	--	--	--	--	--





2022-23 REGULAR SEASON GAME-BY-GAME STATS

DATE	GAME	W/L	FG	FGA	PCT	3FG	3FGA	PCT	FT	FTA	PCT	OR	DR	REB	AST	PF	ST	TO	BS	PTS
10/19	Cavaliers	L	38	77	0.494	10	28	0.357	19	23	0.826	6	32	38	25	21	5	17	5	105
19,800	at Raptors		36	86	0.419	13	30	0.433	23	32	0.719	12	29	41	19	23	15	13	4	108
10/22	Cavaliers	W	48	85	0.565	16	27	0.593	16	18	0.889	8	40	48	32	17	4	18	5	128
21,089	at Bulls		34	84	0.405	7	29	0.241	21	25	0.840	10	25	35	19	19	12	10	7	96
10/23	Cavaliers	W	41	96	0.427	13	33	0.394	22	25	0.880	16	32	48	19	20	10	13	5	117
19,432	vs. Wizards		43	87	0.494	12	28	0.429	9	15	0.600	4	31	35	25	24	9	20	4	107
10/26	Cavaliers	W	36	87	0.414	10	33	0.303	21	30	0.700	12	31	43	25	22	6	13	3	103
	vs. Magic		35	81	0.432	6	24	0.250	16	21	0.762	10	33	43	19	29	6	17	6	92
10/28	Cavaliers	W	45	87	0.517	16	35	0.457	26	34	0.765	9	33	42	18	28	5	16	2	132
19,156	at Celtics		42	82	0.512	13	33	0.394	26	32	0.813	5	29	34	28	27	9	19	2	123
10/30	Cavaliers	W	41	89	0.461	23	50	0.460	16	19	0.842	10	33	43	33	22	3	14	5	121
19,432	vs. Knicks		45	92	0.489	10	27	0.370	8	16	0.500	12	33	45	26	25	9	14	2	108
11/2	Cavaliers	W	42	100	0.420	11	39	0.282	19	24	0.792	9	42	51	24	23	6	11	4	114
19,432	vs. Celtics		38	93	0.409	11	41	0.268	26	27	0.963	8	44	52	26	24	5	14	9	113
11/4	Cavaliers	W	44	81	0.543	11	26	0.423	13	16	0.813	10	37	47	30	15	5	19	13	112
18,744	at Pistons		31	83	0.373	13	37	0.351	13	15	0.867	9	25	34	16	22	10	19	6	88
11/6	Cavaliers	W	37	84	0.440	8	32	0.250	32	36	0.889	9	39	48	19	20	7	14	6	114
18,997	at Lakers		40	87	0.460	8	27	0.296	12	21	0.571	10	33	43	24	26	4	17	4	100
11/7	Cavaliers	L	43	83	0.518	16	33	0.485	15	21	0.714	10	38	48	29	21	6	17	2	117
16,516	at Clippers		40	79	0.506	17	38	0.447	22	28	0.786	4	27	31	19	19	8	9	2	119
11/9	Cavaliers	L	46	86	0.535	11	26	0.423	17	20	0.850	12	30	42	24	23	4	18	1	120
13,816	at Kings		40	76	0.526	17	39	0.436	30	35	0.857	2	22	24	30	20	12	9	4	127
11/11	Cavaliers	L	37	92	0.402	8	30	0.267	19	26	0.731	14	32	46	25	17	6	13	3	101
18,064	at Warriors		40	82	0.488	15	36	0.417	11	14	0.786	8	36	44	29	27	5	15	3	106
11/13	Cavaliers	L	40	89	0.449	17	34	0.500	27	39	0.692	16	24	40	22	22	6	10	1	124
19,432	vs. Timberwolves		46	82	0.561	12	24	0.500	25	34	0.735	11	36	47	30	30	5	13	4	129
11/16	Cavaliers	L	36	84	0.429	12	28	0.429	14	17	0.824	6	28	34	22	18	7	8	7	98
17,341	at Bucks		41	86	0.477	16	39	0.410	15	27	0.556	13	39	52	26	16	5	14	6	113
11/18	Cavaliers	W	49	92	0.533	8	28	0.286	26	32	0.813	7	43	50	25	25	8	20	8	132
19,432	vs. Hornets		44	110	0.400	14	44	0.318	20	24	0.833	17	36	53	24	33	11	16	6	122
11/20	Cavaliers	W	44	83	0.530	13	37	0.351	12	16	0.750	13	36	49	31	23	7	20	1	113
19,432	vs. Heat		31	80	0.388	6	31	0.194	19	22	0.864	11	19	30	17	16	6	16	3	87
11/21	Cavaliers	W	42	70	0.600	10	19	0.526	20	23	0.870	3	34	37	24	17	8	20	3	114
19,432	vs. Hawks		38	87	0.437	11	34	0.324	15	17	0.882	10	25	35	24	21	11	17	3	102
11/23	Cavaliers	W	41	74	0.554	12	27	0.444	20	23	0.870	11	28	39	22	14	4	17	4	114
19,432	vs. Trail Blazers		35	78	0.449	13	31	0.419	13	13	1.000	11	21	32	28	24	9	17	4	96
11/25	Cavaliers	L	34	87	0.391	12	33	0.364	22	26	0.846	10	31	41	12	17	9	9	2	102
17,447	at Bucks		42	83	0.506	15	32	0.469	18	25	0.720	8	35	43	27	22	4	13	9	117
11/27	Cavaliers	W	33	77	0.429	8	28	0.286	28	33	0.848	10	31	41	14	20	3	14	4	102
18,240	at Pistons		36	79	0.456	8	28	0.286	14	26	0.538	7	29	36	14	26	9	16	6	94
11/28	Cavaliers	L	34	90	0.378	7	38	0.184	13	16	0.813	13	34	47	21	18	7	10	3	88
19,800	at Raptors		37	84	0.440	12	28	0.429	14	17	0.824	7	38	45	23	17	4	12	5	100
11/30	Cavaliers	W	45	74	0.608	15	29	0.517	8	10	0.800	6	34	40	28	13	10	19	3	113
19,432	vs. 76ers		32	77	0.416	6	26	0.231	15	18	0.833	7	23	30	19	11	7	16	1	85
12/2	Cavaliers	W	41	84	0.488	16	42	0.381	9	9	1.000	5	28	33	22	14	7	13	5	107
19,432	vs. Magic		40	81	0.494	8	23	0.348	8	12	0.667	11	29	40	19	13	6	18	4	96
12/4	Cavaliers	--	--	--	--	--	--	--	--	--	--	--	--	--	--	--	--	--	--	--
	at Knicks	--	--	--	--	--	--	--	--	--	--	--	--	--	--	--	--	--	--	--
12/6	Cavaliers	--	--	--	--	--	--	--	--	--	--	--	--	--	--	--	--	--	--	--
	vs. Lakers	--	--	--	--	--	--	--	--	--	--	--	--	--	--	--	--	--	--	--
12/9	Cavaliers	--	--	--	--	--	--	--	--	--	--	--	--	--	--	--	--	--	--	--
	vs. Kings	--	--	--	--	--	--	--	--	--	--	--	--	--	--	--	--	--	--	--
12/10	Cavaliers	--	--	--	--	--	--	--	--	--	--	--	--	--	--	--	--	--	--	--
	vs. Thunder	--	--	--	--	--	--	--	--	--	--	--	--	--	--	--	--	--	--	--
12/12	Cavaliers	--	--	--	--	--	--	--	--	--	--	--	--	--	--	--	--	--	--	--
	at Spurs	--	--	--	--	--	--	--	--	--	--	--	--	--	--	--	--	--	--	--
12/14	Cavaliers	--	--	--	--	--	--	--	--	--	--	--	--	--	--	--	--	--	--	--
	at Mavericks	--	--	--	--	--	--	--	--	--	--	--	--	--	--	--	--	--	--	--
12/16	Cavaliers	--	--	--	--	--	--	--	--	--	--	--	--	--	--	--	--	--	--	--
	vs. Pacers	--	--	--	--	--	--	--	--	--	--	--	--	--	--	--	--	--	--	--
12/17	Cavaliers	--	--	--	--	--	--	--	--	--	--	--	--	--	--	--	--	--	--	--
	vs. Mavericks	--	--	--	--	--	--	--	--	--	--	--	--	--	--	--	--	--	--	--
12/19	Cavaliers	--	--	--	--	--	--	--	--	--	--	--	--	--	--	--	--	--	--	--
	vs. Jazz	--	--	--	--	--	--	--	--	--	--	--	--	--	--	--	--	--	--	--
12/21	Cavaliers	--	--	--	--	--	--	--	--	--	--	--	--	--	--	--	--	--	--	--
	vs. Bucks	--	--	--	--	--	--	--	--	--	--	--	--	--	--	--	--	--	--	--
12/23	Cavaliers	--	--	--	--	--	--	--	--	--	--	--	--	--	--	--	--	--	--	--
	vs. Raptors	--	--	--	--	--	--	--	--	--	--	--	--	--	--	--	--	--	--	--
12/26	Cavaliers	--	--	--	--	--	--	--	--	--	--	--	--	--	--	--	--	--	--	--
	vs. Nets	--	--	--	--	--	--	--	--	--	--	--	--	--	--	--	--	--	--	--
12/29	Cavaliers	--	--	--	--	--	--	--	--	--	--	--	--	--	--	--	--	--	--	--
	at Pacers	--	--	--	--	--	--	--	--	--	--	--	--	--	--	--	--	--	--	--
12/31	Cavaliers	--	--	--	--	--	--	--	--	--	--	--	--	--	--	--	--	--	--	--
	at Bulls	--	--	--	--	--	--	--	--	--	--	--	--	--	--	--	--	--	--	--
1/2	Cavaliers	--	--	--	--	--	--	--	--	--	--	--	--	--	--	--	--	--	--	--
	vs. Bulls	--	--	--	--	--	--	--	--	--	--	--	--	--	--	--	--	--	--	--
1/4	Cavaliers	--	--	--	--	--	--	--	--	--	--	--	--	--	--	--	--	--	--	--
	vs. Suns	--	--	--	--	--	--	--	--	--	--	--	--	--	--	--	--	--	--	--
1/6	Cavaliers	--	--	--	--	--	--	--	--	--	--	--	--	--	--	--	--	--	--	--
	at Nuggets	--	--	--	--	--	--	--	--	--	--	--	--	--	--	--	--	--	--	--
1/8	Cavaliers	--	--	--	--	--	--	--	--	--	--	--	--	--	--	--	--	--	--	--
	at Suns	--	--	--	--	--	--	--	--	--	--	--	--	--	--	--	--	--	--	--
1/10	Cavaliers	--	--	--	--	--	--	--	--	--	--	--	--	--	--	--	--	--	--	--
	at Jazz	--	--	--	--	--	--	--	--	--	--	--	--	--	--	--	--	--	--	--





DATE	GAME	W/L	FG	FGA	PCT	3FG	3FGA	PCT	FT	FTA	PCT	OR	DR	REB	AST	PF	ST	TO	BS	PTS
1/12	Cavaliers at Trail Blazers	--	--	--	--	--	--	--	--	--	--	--	--	--	--	--	--	--	--	--
1/14	Cavaliers at Timberwolves	--	--	--	--	--	--	--	--	--	--	--	--	--	--	--	--	--	--	--
1/16	Cavaliers vs. Pelicans	--	--	--	--	--	--	--	--	--	--	--	--	--	--	--	--	--	--	--
1/18	Cavaliers at Grizzlies	--	--	--	--	--	--	--	--	--	--	--	--	--	--	--	--	--	--	--
1/20	Cavaliers vs. Warriors	--	--	--	--	--	--	--	--	--	--	--	--	--	--	--	--	--	--	--
1/21	Cavaliers vs. Bucks	--	--	--	--	--	--	--	--	--	--	--	--	--	--	--	--	--	--	--
1/24	Cavaliers at Knicks	--	--	--	--	--	--	--	--	--	--	--	--	--	--	--	--	--	--	--
1/26	Cavaliers at Rockets	--	--	--	--	--	--	--	--	--	--	--	--	--	--	--	--	--	--	--
1/27	Cavaliers at Thunder	--	--	--	--	--	--	--	--	--	--	--	--	--	--	--	--	--	--	--
1/29	Cavaliers vs. Clippers	--	--	--	--	--	--	--	--	--	--	--	--	--	--	--	--	--	--	--
1/31	Cavaliers vs. Heat	--	--	--	--	--	--	--	--	--	--	--	--	--	--	--	--	--	--	--
2/2	Cavaliers vs. Grizzlies	--	--	--	--	--	--	--	--	--	--	--	--	--	--	--	--	--	--	--
2/5	Cavaliers at Pacers	--	--	--	--	--	--	--	--	--	--	--	--	--	--	--	--	--	--	--
2/6	Cavaliers at Wizards	--	--	--	--	--	--	--	--	--	--	--	--	--	--	--	--	--	--	--
2/8	Cavaliers vs. Pistons	--	--	--	--	--	--	--	--	--	--	--	--	--	--	--	--	--	--	--
2/10	Cavaliers at Pelicans	--	--	--	--	--	--	--	--	--	--	--	--	--	--	--	--	--	--	--
2/11	Cavaliers vs. Bulls	--	--	--	--	--	--	--	--	--	--	--	--	--	--	--	--	--	--	--
2/13	Cavaliers vs. Spurs	--	--	--	--	--	--	--	--	--	--	--	--	--	--	--	--	--	--	--
2/15	Cavaliers at 76ers	--	--	--	--	--	--	--	--	--	--	--	--	--	--	--	--	--	--	--
2/23	Cavaliers vs. Nuggets	--	--	--	--	--	--	--	--	--	--	--	--	--	--	--	--	--	--	--
2/24	Cavaliers at Hawks	--	--	--	--	--	--	--	--	--	--	--	--	--	--	--	--	--	--	--
2/26	Cavaliers vs. Raptors	--	--	--	--	--	--	--	--	--	--	--	--	--	--	--	--	--	--	--
3/1	Cavaliers at Celtics	--	--	--	--	--	--	--	--	--	--	--	--	--	--	--	--	--	--	--
3/4	Cavaliers vs. Pistons	--	--	--	--	--	--	--	--	--	--	--	--	--	--	--	--	--	--	--
3/6	Cavaliers vs. Celtics	--	--	--	--	--	--	--	--	--	--	--	--	--	--	--	--	--	--	--
3/8	Cavaliers at Heat	--	--	--	--	--	--	--	--	--	--	--	--	--	--	--	--	--	--	--
3/10	Cavaliers at Heat	--	--	--	--	--	--	--	--	--	--	--	--	--	--	--	--	--	--	--
3/12	Cavaliers at Hornets	--	--	--	--	--	--	--	--	--	--	--	--	--	--	--	--	--	--	--
3/14	Cavaliers at Hornets	--	--	--	--	--	--	--	--	--	--	--	--	--	--	--	--	--	--	--
3/15	Cavaliers vs. 76ers	--	--	--	--	--	--	--	--	--	--	--	--	--	--	--	--	--	--	--
3/17	Cavaliers vs. Wizards	--	--	--	--	--	--	--	--	--	--	--	--	--	--	--	--	--	--	--
3/21	Cavaliers at Nets	--	--	--	--	--	--	--	--	--	--	--	--	--	--	--	--	--	--	--
3/23	Cavaliers at Nets	--	--	--	--	--	--	--	--	--	--	--	--	--	--	--	--	--	--	--
3/26	Cavaliers vs. Rockets	--	--	--	--	--	--	--	--	--	--	--	--	--	--	--	--	--	--	--
3/28	Cavaliers at Hawks	--	--	--	--	--	--	--	--	--	--	--	--	--	--	--	--	--	--	--
3/31	Cavaliers vs. Knicks	--	--	--	--	--	--	--	--	--	--	--	--	--	--	--	--	--	--	--
4/2	Cavaliers vs. Pacers	--	--	--	--	--	--	--	--	--	--	--	--	--	--	--	--	--	--	--
4/4	Cavaliers at Magic	--	--	--	--	--	--	--	--	--	--	--	--	--	--	--	--	--	--	--
4/6	Cavaliers at Magic	--	--	--	--	--	--	--	--	--	--	--	--	--	--	--	--	--	--	--
4/9	Cavaliers vs. Hornets	--	--	--	--	--	--	--	--	--	--	--	--	--	--	--	--	--	--	--
TOTALS		23	937	1,951	0.480	283	735	0.385	434	536	0.810	225	770	995	546	450	143	343	95	2,591
OPPONENTS		23	886	1,939	0.457	263	729	0.361	393	516	0.762	207	697	904	531	514	181	344	104	2,428





DATE	OPPONENT	FORWARD	FORWARD	CENTER	GUARD	GUARD	SCORE	W/L
10/19/2022	@ Toronto	#45 Donovan Mitchell	#4 Evan Mobley	#31 Jarrett Allen	#10 Darius Garland	#3 Caris LeVert	108-105	L
10/22/2022	@ Chicago	#3 Caris LeVert	#4 Evan Mobley	#31 Jarrett Allen	#45 Donovan Mitchell	#35 Isaac Okoro	128-96	W
10/23/2022	vs. Washington	#3 Caris LeVert	#4 Evan Mobley	#31 Jarrett Allen	#45 Donovan Mitchell	#35 Isaac Okoro	117-107	W
10/26/2022	vs. Orlando	#32 Dean Wade	#4 Evan Mobley	#31 Jarrett Allen	#45 Donovan Mitchell	#3 Caris LeVert	103-92	W
10/28/2022	@ Boston	#32 Dean Wade	#4 Evan Mobley	#31 Jarrett Allen	#45 Donovan Mitchell	#3 Caris LeVert	132-123	W
10/30/2022	vs. New York	#32 Dean Wade	#4 Evan Mobley	#31 Jarrett Allen	#45 Donovan Mitchell	#3 Caris LeVert	121-108	W
11/02/2022	vs. Boston	#3 Caris LeVert	#4 Evan Mobley	#31 Jarrett Allen	#10 Darius Garland	#45 Donovan Mitchell	114-113	W
11/04/2022	@ Detroit	#32 Dean Wade	#4 Evan Mobley	#31 Jarrett Allen	#35 Isaac Okoro	#3 Caris LeVert	112-88	W
11/06/2022	@ LA Lakers	#3 Caris LeVert	#4 Evan Mobley	#31 Jarrett Allen	#10 Darius Garland	#45 Donovan Mitchell	114-100	W
11/07/2022	@ LA Clippers	#3 Caris LeVert	#4 Evan Mobley	#31 Jarrett Allen	#10 Darius Garland	#45 Donovan Mitchell	119-117	L
11/09/2022	@ Sacramento	#3 Caris LeVert	#4 Evan Mobley	#31 Jarrett Allen	#10 Darius Garland	#45 Donovan Mitchell	127-120	L
11/11/2022	@ Golden State	#3 Caris LeVert	#4 Evan Mobley	#31 Jarrett Allen	#10 Darius Garland	#45 Donovan Mitchell	106-101	L
11/13/2022	vs. Minnesota	#8 Lamar Stevens	#0 Kevin Love	#4 Evan Mobley	#10 Darius Garland	#3 Caris LeVert	129-124	L
11/16/2022	@ Milwaukee	#3 Caris LeVert	#8 Lamar Stevens	#4 Evan Mobley	#10 Darius Garland	#45 Donovan Mitchell	113-98	L
11/18/2022	vs. Charlotte	#8 Lamar Stevens	#4 Evan Mobley	#31 Jarrett Allen	#10 Darius Garland	#45 Donovan Mitchell	132-122	W
11/20/2022	vs. Miami	#8 Lamar Stevens	#4 Evan Mobley	#31 Jarrett Allen	#10 Darius Garland	#45 Donovan Mitchell	113-87	W
11/21/2022	vs. Atlanta	#8 Lamar Stevens	#4 Evan Mobley	#31 Jarrett Allen	#10 Darius Garland	#45 Donovan Mitchell	114-102	W
11/23/2022	vs. Portland	#8 Lamar Stevens	#4 Evan Mobley	#31 Jarrett Allen	#10 Darius Garland	#45 Donovan Mitchell	114-96	W
11/25/2022	@ Milwaukee	#32 Dean Wade	#4 Evan Mobley	#31 Jarrett Allen	#10 Darius Garland	#45 Donovan Mitchell	117-102	L
11/27/2022	@ Detroit	#32 Dean Wade	#4 Evan Mobley	#33 Robin Lopez	#45 Donovan Mitchell	#10 Darius Garland	102-94	W
11/28/2022	@ Toronto	#35 Isaac Okoro	#32 Dean Wade	#4 Evan Mobley	#10 Darius Garland	#45 Donovan Mitchell	100-88	L
11/30/2022	vs. Philadelphia	#32 Dean Wade	#21 Mamadi Diakite	#4 Evan Mobley	#10 Darius Garland	#45 Donovan Mitchell	113-85	W
12/02/2022	vs. Orlando	#8 Lamar Stevens	#32 Dean Wade	#4 Evan Mobley	#10 Darius Garland	#45 Donovan Mitchell	107-96	W
12/04/2022	at New York	--	--	--	--	--	--	--
12/06/2022	LA Lakers	--	--	--	--	--	--	--
12/09/2022	Sacramento	--	--	--	--	--	--	--
12/10/2022	Oklahoma City	--	--	--	--	--	--	--
12/12/2022	at San Antonio	--	--	--	--	--	--	--
12/14/2022	at Dallas	--	--	--	--	--	--	--
12/16/2022	Indiana	--	--	--	--	--	--	--
12/17/2022	Dallas	--	--	--	--	--	--	--
12/19/2022	Utah	--	--	--	--	--	--	--
12/21/2022	Milwaukee	--	--	--	--	--	--	--
12/23/2022	Toronto	--	--	--	--	--	--	--
12/26/2022	Brooklyn	--	--	--	--	--	--	--
12/29/2022	at Indiana	--	--	--	--	--	--	--
12/31/2022	at Chicago	--	--	--	--	--	--	--
01/02/2023	Chicago	--	--	--	--	--	--	--
01/04/2023	Phoenix	--	--	--	--	--	--	--
01/06/2023	at Denver	--	--	--	--	--	--	--
01/08/2023	at Phoenix	--	--	--	--	--	--	--
01/10/2023	at Utah	--	--	--	--	--	--	--
01/12/2023	at Portland	--	--	--	--	--	--	--
01/14/2023	at Minnesota	--	--	--	--	--	--	--
01/16/2023	New Orleans	--	--	--	--	--	--	--
01/18/2023	at Memphis	--	--	--	--	--	--	--
01/20/2023	Golden State	--	--	--	--	--	--	--
01/21/2023	Milwaukee	--	--	--	--	--	--	--
01/24/2023	at New York	--	--	--	--	--	--	--
01/26/2023	at Houston	--	--	--	--	--	--	--
01/27/2023	at Oklahoma City	--	--	--	--	--	--	--
01/29/2023	LA Clippers	--	--	--	--	--	--	--
01/31/2023	Miami	--	--	--	--	--	--	--
02/02/2023	Memphis	--	--	--	--	--	--	--
02/05/2023	at Indiana	--	--	--	--	--	--	--
02/06/2023	at Washington	--	--	--	--	--	--	--
02/08/2023	Detroit	--	--	--	--	--	--	--
02/10/2023	at New Orleans	--	--	--	--	--	--	--
02/11/2023	Chicago	--	--	--	--	--	--	--
02/13/2023	San Antonio	--	--	--	--	--	--	--
02/15/2023	at Philadelphia	--	--	--	--	--	--	--
02/23/2023	Denver	--	--	--	--	--	--	--
02/24/2023	at Atlanta	--	--	--	--	--	--	--
02/26/2023	Toronto	--	--	--	--	--	--	--
03/01/2023	at Boston	--	--	--	--	--	--	--
03/04/2023	Detroit	--	--	--	--	--	--	--
03/06/2023	Boston	--	--	--	--	--	--	--
03/08/2023	at Miami	--	--	--	--	--	--	--
03/10/2023	at Miami	--	--	--	--	--	--	--
03/12/2023	at Charlotte	--	--	--	--	--	--	--
03/14/2023	at Charlotte	--	--	--	--	--	--	--
03/15/2023	Philadelphia	--	--	--	--	--	--	--
03/17/2023	Washington	--	--	--	--	--	--	--
03/21/2023	at Brooklyn	--	--	--	--	--	--	--
03/23/2023	at Brooklyn	--	--	--	--	--	--	--
03/26/2023	Houston	--	--	--	--	--	--	--
03/28/2023	at Atlanta	--	--	--	--	--	--	--
03/31/2023	New York	--	--	--	--	--	--	--
04/02/2023	Indiana	--	--	--	--	--	--	--
04/04/2023	at Orlando	--	--	--	--	--	--	--
04/06/2023	at Orlando	--	--	--	--	--	--	--
04/09/2023	Charlotte	--	--	--	--	--	--	--





			CAVALIERS										OPPONENTS									
DATE	OPPONENT	W/L	BENCH PTS	AVG	INTHE PAINT	AVG	SECOND CHANCE	AVG	FAST BREAK	AVG	POINTS OFFTO	AVG	BENCH PTS	AVG	INTHE PAINT	AVG	SECOND CHANCE	AVG	FAST BREAK	AVG	POINTS OFFTO	AVG
10/19	at Toronto	L	33	33.0	52	52.0	4	4.0	7	7.0	20	20.0	18	18.0	36	36.0	18	18.0	20	20.0	25	25.0
10/22	at Chicago	W	56	44.5	58	55.0	12	8.0	22	14.5	14	17.0	33	25.5	42	39.0	8	13.0	6	13.0	22	23.5
10/23	Washington	W	43	44.0	48	52.7	24	13.3	15	14.7	28	20.7	36	29.0	54	44.0	14	13.3	15	13.7	19	22.0
10/26	Orlando	W	27	39.8	46	51.0	19	14.8	4	12.0	19	20.3	13	25.0	54	46.5	9	12.3	6	11.8	14	20.0
10/28	at Boston	W	15	34.8	48	50.4	14	14.6	12	12.0	24	21.0	27	25.4	54	48.0	9	11.6	15	12.4	13	18.6
10/30	New York	W	38	35.3	32	47.3	7	13.3	14	12.3	18	20.5	42	28.2	64	50.7	11	11.5	28	15.0	18	18.5
11/2	Boston	W	16	32.6	56	48.6	8	12.6	14	12.6	15	19.7	26	27.9	42	49.4	8	11.0	19	15.6	6	16.7
11/4	at Detroit	W	54	35.3	58	49.8	11	12.4	9	12.1	28	20.8	21	27.0	24	46.3	7	10.5	12	15.1	12	16.1
11/6	at LA Lakers	W	24	34.0	48	49.6	18	13.0	15	12.4	21	20.8	36	28.0	56	47.3	16	11.1	16	15.2	9	15.3
11/7	at LA Clippers	L	28	33.4	46	49.2	8	12.5	18	13.0	10	19.7	29	28.1	34	46.0	6	10.6	7	14.4	25	16.3
11/9	at Sacramento	L	19	32.1	64	50.5	15	12.7	0	11.8	8	18.6	43	29.5	40	45.5	9	10.5	8	13.8	18	16.5
11/11	at Golden State	L	13	30.5	52	50.7	17	13.1	9	11.6	18	18.6	28	29.3	42	45.2	4	9.9	16	14.0	11	16.0
11/13	Minnesota	L	27	30.2	42	50.0	22	13.8	4	11.0	13	18.2	36	29.8	54	45.8	6	9.6	16	14.2	19	16.2
11/16	at Milwaukee	L	20	29.5	36	49.0	6	13.2	6	10.6	16	18.0	45	30.9	36	45.1	21	10.4	15	14.2	6	15.5
11/18	Charlotte	W	13	28.4	64	50.0	14	13.3	2	10.1	16	17.9	17	30.0	54	45.7	22	11.2	19	14.5	35	16.8
11/20	Miami	W	41	29.2	50	50.0	13	13.3	12	10.2	28	18.5	25	29.7	40	45.4	11	11.2	6	14.0	23	17.2
11/21	Atlanta	W	33	29.4	52	50.1	10	13.1	15	10.5	23	18.8	29	29.6	42	45.2	6	10.9	20	14.4	26	17.7
11/23	Portland	W	10	28.3	48	50.0	12	13.0	7	10.3	24	19.1	20	29.1	44	45.1	12	10.9	21	14.7	20	17.8
11/25	at Milwaukee	L	37	28.8	42	49.6	14	13.1	21	10.8	19	19.1	36	29.5	40	44.8	14	11.1	22	15.1	12	17.5
11/27	at Detroit	W	26	28.7	50	49.6	7	12.8	6	10.6	22	19.2	35	29.8	54	45.3	14	11.3	10	14.9	13	17.3
11/28	at Toronto	L	34	28.9	52	49.7	17	13.0	19	11.0	14	19.0	34	30.0	40	45.0	7	11.0	18	15.0	5	16.7
11/30	Philadelphia	W	46	29.7	56	50.0	8	12.7	16	11.2	17	18.9	34	30.1	42	44.9	5	10.8	4	14.5	17	16.7
12/2	Orlando	W	28	29.6	44	49.7	12	12.7	12	11.3	21	19.0	29	30.1	54	45.3	12	10.8	13	14.4	12	16.5
12/4	at New York	--	--	--	--	--	--	--	--	--	--	--	--	--	--	--	--	--	--	--	--	--
12/6	LA Lakers	--	--	--	--	--	--	--	--	--	--	--	--	--	--	--	--	--	--	--	--	--
12/9	Sacramento	--	--	--	--	--	--	--	--	--	--	--	--	--	--	--	--	--	--	--	--	--
12/10	Oklahoma City	--	--	--	--	--	--	--	--	--	--	--	--	--	--	--	--	--	--	--	--	--
12/12	at San Antonio	--	--	--	--	--	--	--	--	--	--	--	--	--	--	--	--	--	--	--	--	--
12/14	at Dallas	--	--	--	--	--	--	--	--	--	--	--	--	--	--	--	--	--	--	--	--	--
12/16	Indiana	--	--	--	--	--	--	--	--	--	--	--	--	--	--	--	--	--	--	--	--	--
12/17	Dallas	--	--	--	--	--	--	--	--	--	--	--	--	--	--	--	--	--	--	--	--	--
12/19	Utah	--	--	--	--	--	--	--	--	--	--	--	--	--	--	--	--	--	--	--	--	--
12/21	Milwaukee	--	--	--	--	--	--	--	--	--	--	--	--	--	--	--	--	--	--	--	--	--
12/23	Toronto	--	--	--	--	--	--	--	--	--	--	--	--	--	--	--	--	--	--	--	--	--
12/26	Brooklyn	--	--	--	--	--	--	--	--	--	--	--	--	--	--	--	--	--	--	--	--	--
12/29	at Indiana	--	--	--	--	--	--	--	--	--	--	--	--	--	--	--	--	--	--	--	--	--
12/31	at Chicago	--	--	--	--	--	--	--	--	--	--	--	--	--	--	--	--	--	--	--	--	--
1/2	Chicago	--	--	--	--	--	--	--	--	--	--	--	--	--	--	--	--	--	--	--	--	--
1/4	Phoenix	--	--	--	--	--	--	--	--	--	--	--	--	--	--	--	--	--	--	--	--	--
1/6	at Denver	--	--	--	--	--	--	--	--	--	--	--	--	--	--	--	--	--	--	--	--	--
1/8	at Phoenix	--	--	--	--	--	--	--	--	--	--	--	--	--	--	--	--	--	--	--	--	--
1/10	at Utah	--	--	--	--	--	--	--	--	--	--	--	--	--	--	--	--	--	--	--	--	--
1/12	at Portland	--	--	--	--	--	--	--	--	--	--	--	--	--	--	--	--	--	--	--	--	--
1/14	at Minnesota	--	--	--	--	--	--	--	--	--	--	--	--	--	--	--	--	--	--	--	--	--
1/16	New Orleans	--	--	--	--	--	--	--	--	--	--	--	--	--	--	--	--	--	--	--	--	--
1/18	at Memphis	--	--	--	--	--	--	--	--	--	--	--	--	--	--	--	--	--	--	--	--	--
1/20	Golden State	--	--	--	--	--	--	--	--	--	--	--	--	--	--	--	--	--	--	--	--	--
1/21	Milwaukee	--	--	--	--	--	--	--	--	--	--	--	--	--	--	--	--	--	--	--	--	--
1/24	at New York	--	--	--	--	--	--	--	--	--	--	--	--	--	--	--	--	--	--	--	--	--
1/26	at Houston	--	--	--	--	--	--	--	--	--	--	--	--	--	--	--	--	--	--	--	--	--
1/27	at Oklahoma City	--	--	--	--	--	--	--	--	--	--	--	--	--	--	--	--	--	--	--	--	--
1/29	LA Clippers	--	--	--	--	--	--	--	--	--	--	--	--	--	--	--	--	--	--	--	--	--
1/31	Miami	--	--	--	--	--	--	--	--	--	--	--	--	--	--	--	--	--	--	--	--	--
2/2	Memphis	--	--	--	--	--	--	--	--	--	--	--	--	--	--	--	--	--	--	--	--	--
2/5	at Indiana	--	--	--	--	--	--	--	--	--	--	--	--	--	--	--	--	--	--	--	--	--
2/6	at Washington	--	--	--	--	--	--	--	--	--	--	--	--	--	--	--	--	--	--	--	--	--
2/8	Detroit	--	--	--	--	--	--	--	--	--	--	--	--	--	--	--	--	--	--	--	--	--
2/10	at New Orleans	--	--	--	--	--	--	--	--	--	--	--	--	--	--	--	--	--	--	--	--	--
2/11	Chicago	--	--	--	--	--	--	--	--	--	--	--	--	--	--	--	--	--	--	--	--	--
2/13	San Antonio	--	--	--	--	--	--	--	--	--	--	--	--	--	--	--	--	--	--	--	--	--
2/15	at Philadelphia	--	--	--	--	--	--	--	--	--	--	--	--	--	--	--	--	--	--	--	--	--
2/23	Denver	--	--	--	--	--	--	--	--	--	--	--	--	--	--	--	--	--	--	--	--	--
2/24	at Atlanta	--	--	--	--	--	--	--	--	--	--	--	--	--	--	--	--	--	--	--	--	--
2/26	Toronto	--	--	--	--	--	--	--	--	--	--	--	--	--	--	--	--	--	--	--	--	--
3/1	at Boston	--	--	--	--	--	--	--	--	--	--	--	--	--	--	--	--	--	--	--	--	--
3/4	Detroit	--	--	--	--	--	--	--	--	--	--	--	--	--	--	--	--	--	--	--	--	--
3/6	Boston	--	--	--	--																	

ALL													(AS OF DEC 4, 2022, 3:42 AM PST)													2022 : REGULAR SEASON				
			CAVALIERS										OPPONENTS																	
DATE	OPPONENT	OVERALL REC	W/L	1ST	2ND	1ST HALF	3RD	4TH	2ND HALF	1ST OT	2ND OT	BIGGEST LEAD	TOTAL	1ST	2ND	1ST HALF	3RD	4TH	2ND HALF	1ST OT	2ND OT	BIGGEST LEAD	TOTAL	POINT DIFF.						
10/19	at Toronto	0-1	L	22	35	57	27	21	48	--	--	8	105	28	23	51	25	32	57	--	--	11	108	-3						
10/22	at Chicago	1-1	W	34	36	70	23	35	58	--	--	32	128	25	29	54	25	17	42	--	--	8	96	32						
10/23	Washington	2-1	W	30	27	57	26	20	46	14	--	15	117	31	20	51	25	27	52	4	--	10	107	10						
10/26	Orlando	3-1	W	30	24	54	19	30	49	--	--	12	103	24	26	50	19	23	42	--	--	4	92	11						
10/28	at Boston	4-1	W	33	29	62	33	19	52	18	--	13	132	34	41	75	24	15	39	9	--	15	123	9						
10/30	New York	5-1	W	35	27	62	22	37	59	--	--	15	121	30	29	59	34	15	49	--	--	9	108	13						
11/2	Boston	6-1	W	35	15	50	33	24	57	7	--	11	114	27	29	56	20	31	51	6	--	12	113	1						
11/4	at Detroit	7-1	W	24	33	57	33	22	55	--	--	30	112	21	18	39	29	20	49	--	--	5	88	24						
11/6	at LA Lakers	8-1	W	30	28	58	29	27	56	--	--	17	114	36	28	64	16	20	36	--	--	12	100	14						
11/7	at LA Clippers	8-2	L	37	27	64	23	30	53	--	--	13	117	31	33	64	24	31	55	--	--	4	119	-2						
11/9	at Sacramento	8-3	L	29	29	58	35	27	62	--	--	6	120	34	35	69	28	30	58	--	--	15	127	-7						
11/11	at Golden State	8-4	L	25	27	52	25	24	49	--	--	11	101	25	23	48	26	32	58	--	--	5	106	-5						
11/13	Minnesota	8-5	L	20	30	50	34	40	74	--	--	3	124	40	27	67	37	25	62	--	--	24	129	-5						
11/16	at Milwaukee	8-6	L	37	23	60	18	20	38	--	--	10	98	34	27	61	34	18	52	--	--	20	113	-15						
11/18	Charlotte	9-6	W	28	30	58	24	23	47	15	12	16	132	14	32	46	24	35	59	15	2	3	122	10						
11/20	Miami	10-6	W	28	31	59	36	18	54	--	--	32	113	27	15	42	22	23	45	--	--	9	87	26						
11/21	Atlanta	11-6	W	38	26	64	21	29	50	--	--	15	114	26	33	59	23	20	43	--	--	5	102	12						
11/23	Portland	12-6	W	28	29	57	30	27	57	--	--	20	114	21	27	48	27	21	48	--	--	5	96	18						
11/25	at Milwaukee	12-7	L	30	33	63	10	29	39	--	--	16	102	25	27	52	35	30	65	--	--	22	117	-15						
11/27	at Detroit	13-7	W	20	31	51	22	29	51	--	--	9	102	26	30	56	22	16	38	--	--	12	94	8						
11/28	at Toronto	13-8	L	24	19	43	24	21	45	--	--	3	88	26	26	52	28	20	48	--	--	20	100	-12						
11/30	Philadelphia	14-8	W	25	44	69	21	23	44	--	--	33	113	21	27	48	18	19	37	--	--	7	85	28						
12/2	Orlando	15-8	W	27	27	54	28	25	53	--	--	20	107	25	22	47	17	32	49	--	--	5	96	11						
12/4	at New York	--	--	--	--	--	--	--	--	--	--	--	--	--	--	--	--	--	--	--	--	--	--	--						
12/6	LA Lakers	--	--	--	--	--	--	--	--	--	--	--	--	--	--	--	--	--	--	--	--	--	--	--						
12/9	Sacramento	--	--	--	--	--	--	--	--	--	--	--	--	--	--	--	--	--	--	--	--	--	--	--						
12/10	Oklahoma City	--	--	--	--	--	--	--	--	--	--	--	--	--	--	--	--	--	--	--	--	--	--	--						
12/12	at San Antonio	--	--	--	--	--	--	--	--	--	--	--	--	--	--	--	--	--	--	--	--	--	--	--						
12/14	at Dallas	--	--	--	--	--	--	--	--	--	--	--	--	--	--	--	--	--	--	--	--	--	--	--						
12/16	Indiana	--	--	--	--	--	--	--	--	--	--	--	--	--	--	--	--	--	--	--	--	--	--	--						
12/17	Dallas	--	--	--	--	--	--	--	--	--	--	--	--	--	--	--	--	--	--	--	--	--	--	--						
12/19	Utah	--	--	--	--	--	--	--	--	--	--	--	--	--	--	--	--	--	--	--	--	--	--	--						
12/21	Milwaukee	--	--	--	--	--	--	--	--	--	--	--	--	--	--	--	--	--	--	--	--	--	--	--						
12/23	Toronto	--	--	--	--	--	--	--	--	--	--	--	--	--	--	--	--	--	--	--	--	--	--	--						
12/26	Brooklyn	--	--	--	--	--	--	--	--	--	--	--	--	--	--	--	--	--	--	--	--	--	--	--						
12/29	at Indiana	--	--	--	--	--	--	--	--	--	--	--	--	--	--	--	--	--	--	--	--	--	--	--						
12/31	at Chicago	--	--	--	--	--	--	--	--	--	--	--	--	--	--	--	--	--	--	--	--	--	--	--						
1/2	Chicago	--	--	--	--	--	--	--	--	--	--	--	--	--	--	--	--	--	--	--	--	--	--	--						
1/4	Phoenix	--	--	--	--	--	--	--	--	--	--	--	--	--	--	--	--	--	--	--	--	--	--	--						
1/6	at Denver	--	--	--	--	--	--	--	--	--	--	--	--	--	--															