



CLEVELAND CAVALIERS (28-18)

VS. GOLDEN STATE WARRIORS (22-23)

FRI., JANUARY 20, 2022 | 7:30 p.m. EST ROCKET MORTGAGE FIELDHOUSE, CLEVELAND, OH TV: BALLY SPORTS OHIO RADIO: WTAM 1100 AM/POWER 89.1 FM WNZN

2022-23 CLEVELAND CAVALIERS GAME NOTES

FOLLOW @CAVSNOTES ON TWITTER

SEASON GAME #47

HOME GAME #24

LAST GAMES STARTERS

PLAYER / 2022-23 REGULAR SEASON AVERAGES

#	Player	GP/GS	PPG	RPG	APG	SPG	BPG	MPG	Team Record
#4	Evan Mobley	44/44	14.5	8.9	2.7	0.8	1.3	34.0	F • 7-0 • 215 • USC/USA • 2nd Season
#31	Jarrett Allen	39/39	13.9	9.8	1.7	0.8	1.2	33.2	C • 6-11 • 248 • Texas/USA • 6th Season
#35	Isaac Okoro	46/16	5.8	2.5	0.8	0.7	0.4	19.6	F • 6-6 • 225 • Auburn/USA • 3rd Season
#3	Caris LeVert	42/21	12.5	4.0	3.7	0.8	0.2	31.1	G • 6-6 • 205 • Michigan/USA • 7th Season
#10	Darius Garland	37/37	21.5	2.9	8.0	1.2	0.1	36.0	G • 6-1 • 186 • Vanderbilt/USA • 4th Season

CAVS QUICK FACTS

- Cleveland is playing Golden State for the second and final time this season. **Cleveland is 19-4 at home this season, leading the Eastern Conference for most wins at home (3rd in the NBA).** It is the Cavs best start at home since the 2016-17 season (19-4).
- Cleveland is **2nd in the NBA in defensive rating (109.4)** and is also **allowing the fewest PPG in the NBA this season (107.1 PPG).** The Cavs are also **3rd in the NBA in points in the paint allowed per game (46.0).** **The Cavs have held their opponents under 100 PTS in an NBA best 14 games and are 13-1 when holding their opponent under 100 PTS.**
- MILESTONES:** CEDI OSMAN (570 3FGM) needs just 8 more triples to pass Daniel Gibson (578 3FGM) for sole possession of 6th on the Cavaliers all-time three-pointers made list. KEVIN LOVE (1,992 AST) needs eight more assists to reach 2,000 assists for his career.
- DARIUS GARLAND** chipped in his 11th double-double of the season with a team-high 24 PTS, including 5-11 (.454) shooting from beyond the arc, a **season-high 14 AST**, 5 REB and 2 STL in 39 MIN on Jan. 18 at MEM. It was the 7th time this season Garland has recorded 20+ PTS and 10+ AST in a game and the 6th game of his career with 14+ AST. **Garland is 1 of 2 players in the NBA this season averaging 20.0+ PPG, 8.0+ APG and shooting .390+ 3FG% (Tyrese Haliburton).**

NBA ASSIST PER GAME LEADERS

1.) Tyrese Haliburton, IND - 10.2 APG	2.) Nikola Jokic, DEN - 9.9 APG
3.) Trae Young, ATL - 9.8 APG	4.) Luka Dončić, DAL - 8.8 APG
5.) DARIUS GARLAND, CLE - 8.0 APG	6.) Ja Morant, MEM - 7.9 APG

- CARIS LEVERT** tallied 23 PTS, including 4-7 (.571) shooting from three-point range, 6 AST, 4 REB, 1 STL and 1 BLK in 42 MIN on Jan. 18 at MEM. It was his 10th game this season with 20+ PTS and he has scored in double figures in 9 of his last 11 games.
- EVAN MOBLEY** contributed his 12th double-double of the season with 18 PTS on 9-15 (.600) shooting from the field, a game-high 15 REB, 3 AST, 1 STL and 2 BLK in 39 MIN on Jan. 18 at MEM. **It was his 6th career game with 15+ PTS and 15+ REB.**
- JARRETT ALLEN** contributed 14 PTS on 6-9 (.667) shooting from the field, 8 REB and a team-high tying 2 BLK in 36 MIN on Jan. 18 at MEM. Over his last four games, Allen is averaging 20.3 PPG, 9.3 RPG, 3.3 APG and 1.25 BPG in 36.5 MPG.
- DONOVAN MITCHELL** ranks 4th in the NBA in triples made (149), shooting a career-high .395 3FG% (149-377) and is one of four NBA players with 140+ triples on .390+ 3FG% (Buddy Hield, Stephen Curry, Klay Thompson). He also ranks 9th in the NBA in PPG (28.4 PPG) and is averaging career highs in points (28.4 PPG), FG% (.484 FG%), 3FG% (.395 3FG%), FT% (.869 FT%) and minutes (36.1 MPG).

EASTERN CONFERENCE SCORING LEADERS

1.) Joel Embiid, PHI - 33.6 PPG	2.) Jayson Tatum, BOS - 31.2 PPG
3.) Giannis Antetokounmpo, MIL - 31.0 PPG	4.) Kevin Durant, BKN - 29.7 PPG
5.) DONOVAN MITCHELL, CLE - 28.4 PPG*	*Scored an NBA high 71 PTS on Jan. 2 vs. CHI

- ISAAC OKORO** finished with 17 PTS on 6-6 shooting from the field, including 4-4 shooting from beyond the arc, 3 REB and a team-high tying 2 BLK in 34 MIN on Jan. 18 at MEM. **It was his most field goals made without a miss in a single game of his NBA career. Okoro is now shooting 15-24 (.625) from beyond the arc since Jan. 1, marking the 2nd-highest 3FG% in the NBA since the new year.**
- HUSTLE NUMBERS:** KEVIN LOVE ranks 2nd in the NBA in charges drawn (17). JARRETT ALLEN ranks 4th in the NBA in contested shots per game (11.6) and EVAN MOBLEY ranks T-6th (11.0). Mobley is also T-1st in the NBA in contested three-pointers per game (3.9).

CAVALIERS PRONUNCIATIONS

Mamadi Diakite (MAH-mah-dee dee-ah-KEE-tay); Raul Neto (Hah-OOL Nett-oh); Isaac Okoro (oh-CORE-oh); Cedi Osman (JED-e AUSS-min)

INJURY REPORT

<https://official.nba.com/nba-injury-report-2022-23-season/>

2022-23 REGULAR SEASON CAVALIERS RECORDS

	RECORD	HOME	ROAD	OT
OVERALL	28-18	19-4	9-14	6-0
WESTERN	11-10	7-2	4-8	1-0
EASTERN	17-8	12-2	5-6	5-0
CENTRAL	7-3	3-0	4-3	1-0

STREAKS

OVERALL	Lost 1
WESTERN	Lost 1
EASTERN	Won 2
CENTRAL	Won 2

2022-23 REG. SEASON SCHEDULE

DATE	OPPONENT	SCORE	RECORD
10/19	@ Raptors	105-108	L 0-1
10/22	@ Bulls	128-96	W 1-1
10/23	vs. Wizards	117-107*	W 2-1
10/26	vs. Magic	103-92	W 3-1
10/28	@ Celtics	132-123*	W 4-1
10/30	vs. Knicks	121-108	W 5-1
11/2	vs. Celtics	114-113*	W 6-1
11/4	@ Pistons	112-88	W 7-1
11/6	@ Lakers	114-100	W 8-1
11/7	@ Clippers	117-119	L 8-2
11/9	@ Kings	120-127	L 8-3
11/11	@ Warriors	101-106	L 8-4
11/13	vs. Timberwolves	124-129	L 8-5
11/16	@ Bucks	98-113	L 8-6
11/18	vs. Hornets	132-122*	W 9-6
11/20	vs. Heat	113-87*	W 10-6
11/21	vs. Hawks	114-102	W 11-6
11/23	vs. Trail Blazers	114-96	W 12-6
11/25	@ Bucks	102-117	L 12-7
11/27	@ Pistons	102-94	W 13-7
11/28	@ Raptors	88-100	L 13-8
11/30	vs. 76ers	113-85	W 14-8
12/2	vs. Magic	107-96	W 15-8
12/4	@ Knicks	81-92	L 15-9
12/6	vs. Lakers	116-102	W 16-9
12/9	vs. Kings	95-106	L 16-10
12/10	vs. Thunder	110-102	W 17-10
12/12	@ Spurs	111-112	L 17-11
12/14	@ Mavericks	105-90	W 18-11
12/16	vs. Pacers	118-112	W 19-11
12/17	vs. Mavericks	100-99*	W 20-11
12/19	vs. Jazz	122-99	W 21-11
12/21	vs. Bucks	114-106	W 22-11
12/23	vs. Raptors	107-118	L 22-12
12/26	vs. Nets	117-125	L 22-13
12/29	@ Pacers	126-135	L 22-14
12/31	@ Bulls	103-102	W 23-14
1/2	vs. Bulls	145-134*	W 24-14
1/4	vs. Suns	90-88	W 25-14
1/6	@ Nuggets	108-121	L 25-15
1/8	@ Suns	112-98	W 26-15
1/10	@ Jazz	114-116	L 26-16
1/12	@ Trail Blazers	119-113	W 27-16
1/14	@ Timberwolves	102-110	L 27-17
1/16	vs. Pelicans	113-103	W 28-17
1/18	@ Grizzlies	114-115	L 28-18
1/20	vs. Warriors	7:30 pm	--
1/21	vs. Bucks	7:30 pm	--
1/24	@ Knicks	7:30 pm	--
1/26	@ Rockets	8:00 pm	--
1/27	@ Thunder	8:00 pm	--
1/29	vs. Clippers	7:00 pm	--
1/31	vs. Heat	7:00 pm	--
2/2	vs. Grizzlies	7:30 pm	--
2/5	@ Pacers	5:00 pm	--
2/6	@ Wizards	7:00 pm	--
2/8	vs. Pistons	7:00 pm	--
2/10	@ Pelicans	10:00 pm	--
2/11	vs. Bulls	8:00 pm	--
2/13	vs. Spurs	7:00 pm	--
2/15	@ 76ers	7:00 pm	--
2/23	vs. Nuggets	7:00 pm	--
2/24	@ Hawks	7:30 pm	--
2/26	vs. Raptors	6:00 pm	--
3/1	@ Celtics	7:30 pm	--
3/4	vs. Pistons	7:30 pm	--
3/6	vs. Celtics	7:00 pm	--
3/8	@ Heat	7:30 pm	--
3/10	@ Heat	8:00 pm	--
3/12	@ Hornets	5:00 pm	--
3/14	@ Hornets	7:00 pm	--
3/15	vs. 76ers	7:30 pm	--
3/17	vs. Wizards	7:30 pm	--
3/21	@ Nets	7:30 pm	--
3/23	@ Nets	7:30 pm	--
3/26	vs. Rockets	6:00 pm	--
3/28	@ Hawks	7:30 pm	--
3/31	vs. Knicks	7:30 pm	--
4/2	vs. Pacers	8:00 pm	--
4/4	@ Magic	7:00 pm	--
4/6	@ Magic	7:00 pm	--
4/9	vs. Hornets	1:00 pm	--

All Times Cleveland Time (ET)
* Overtime Periods

2022-23 REG. SEASON RECORD BY MONTH
Oct: (5-1); Nov: (9-7); Dec: (9-6); Jan: (5-4)





VS GOLDEN STATE WARRIORS (22-23)

2022-23 REGULAR SEASON	PPG	OPP. PPG	FG%	3FG%	FT%	RPG	APG	SPG	TO	BPG
Warriors	117.6	118.0	.471	.374	.798	44.1	29.3	6.93	16.7	3.89
Cavaliers	111.6	107.1	.482	.362	.779	42.6	23.7	6.43	14.3	4.11



2022-23 REGULAR SEASON INDIVIDUAL BESTS			2022-23 REGULAR SEASON WARRIORS BESTS			2022-23 REGULAR SEASON TEAM		
Points	29	Donovan Mitchell @ GSW 11/11/22	Points	40	Stephen Curry @ GSW 11/11/22	** No Biggest Win **		
Rebounds	13	Evan Mobley @ GSW 11/11/22	Rebounds	9	Kevon Looney @ GSW 11/11/22, Draymond Green @ GSW 11/11/22	Biggest Loss	5	@ GSW 11/11/22
Assists	9	Donovan Mitchell @ GSW 11/11/22	Assists	13	Draymond Green @ GSW 11/11/22			

CAVS ALL-TIME BEST VS. GSW			GSW ALL-TIME BEST VS. CAVS			CLE-GSW SERIES		
POINTS	42	LeBron James, 2/16/15	POINTS	48	Rick Barry, 10/19/74	Biggest Win	33	1/23/89 (142-109)
REBOUNDS	22	Rick Roberson, 3/7/72	REBOUNDS	26	George T. Johnson, 2/21/74	Biggest Loss	40	3/8/90 (105-145)
ASSISTS	27	Geoff Huston, 1/27/82	ASSISTS	18	Tim Hardaway, 3/8/90			

2022-23 REGULAR SEASON VS. WARRIORS			2021-22 REGULAR SEASON VS. WARRIORS			SERIES HISTORY VS. WARRIORS				
DATE	SITE	TIME/RESULT	DATE	SITE	RESULT		ALL-TIME	STREAKS	LAST WIN	LAST LOSS
11/11/22	Golden State	L, 101-106	11/18/21	Cleveland	L, 89-104	Overall	52-67	Lost 11	12/25/16	11/11/22
1/20/23	Cleveland	7:30 pm	1/9/22	Golden State	L, 82-96	Home	34-27	Lost 5	12/25/16	11/18/21
						Road	18-39	Lost 8	3/14/14	11/11/22

CLE-GSW 2022-23 SERIES (0-1)

WARRIORS 106, CAVALIERS 101 – NOVEMBER 11, 2022 – CHASE CENTER – SAN FRANCISCO, CA – GAME #12

TEAM	1	2	3	4	OT	FINAL	FG	FGA	FG%	3FG%	FT%	OR	DR	TR	A	PF	ST	TO	BS
CLE	25	27	25	24	-	101	37	92	.402	.267	.731	14	32	46	25	17	6	13	3
GSW	25	23	26	32	-	106	40	82	.488	.417	.786	8	36	44	29	27	5	15	3
TEAM	HIGH PTS			HIGH REB			HIGH AST			TEAM	HIGH PTS			HIGH REB			HIGH AST		
CLE	D. Mitchell: 29			E. Mobley: 13			D. Mitchell: 9			GSW	S. Curry: 40			D. Green/K. Looney: 9			D. Green: 13		

CONNECTIONS

Golden State Head Coach **Steve Kerr** played for the Cavaliers in 188 games over four seasons (1989-1993) and shot .472 (133-282) from the three-point line during his stint...Warriors guard **Stephen Curry** was born in Akron, Ohio; His father, **Dell Curry**, played for the Cavaliers during the 1987-88 season; Cavs assistant coach **Luke Walton** was the assistant coach for the Warriors from 2014-16 and during the 2015-16 season appointed as the interim head coach Walton guided the Warriors to a 19-0 run, winning the NBA Western Conference Coach of the Month; Walton received his first championship as a coach with the Warriors in 2015... Cavs forward **Kevin Love** and Warriors forward **Kevon Looney** played their collegiate basketball at UCLA...Warriors forward **Andrew Wiggins** was selected by the Cavaliers in the first round (1st overall) of the 2014 NBA Draft and was traded to the Minnesota Timberwolves before playing a game with the Cavaliers in a deal that included Cavs forward Kevin Love... Cavs guard **Ricky Rubio** and Warriors forward **Andrew Wiggins** were teammates on the Minnesota Timberwolves from 2014-2017... Warriors guard **Ryan Rollins** played collegiately for Toledo in Toledo, Ohio...Warriors guard **Donte Divincenzo** and Cavs center **Robin Lopez** were teammates on the Milwaukee Bucks during the 2019-20 season.





VS MILWAUKEE BUCKS (29-16)

2022-23 REGULAR SEASON	PPG	OPP. PPG	FG%	3FG%	FT%	RPG	APG	SPG	TO	BPG
Bucks	112.6	111.3	.456	.355	.742	48.5	24.6	6.58	15.2	5.07
Cavaliers	111.6	107.1	.482	.362	.779	42.6	23.7	6.43	14.3	4.11



2022-23 REGULAR SEASON INDIVIDUAL BESTS				2022-23 REGULAR SEASON BUCKS BESTS				2022-23 REGULAR SEASON TEAM			
Points	36	Donovan Mitchell vs. MIL 12/21/22		Points	45	Giannis Antetokounmpo vs. MIL 12/21/22		Biggest Win	8	vs. MIL 12/21/22	
Rebounds	12	Dean Wade @ MIL 11/25/22		Rebounds	14	Giannis Antetokounmpo vs. MIL 12/21/22		Biggest Loss	15	@ MIL 11/16/22, @ MIL 11/25/22	
Assists	8	Darius Garland @ MIL 11/16/22		Assists	8	Jrue Holiday vs. MIL 12/21/22, Jevon Carter @ MIL 11/16/22, Giannis Antetokounmpo @ MIL 11/16/22					

CAVS ALL-TIME BEST VS. MIL			MIL ALL-TIME BEST VS. CLE			CLE-MIL SERIES		
Points	55	LeBron James, 2/20/09	Points	53	Kareem Abdul-Jabbar, 2/9/72, 11/4/70	Biggest Win	43	1/24/76 (132-89)
Rebounds	24	Andre Drummond, 1/9/21	Rebounds	22	Sven Nater, 11/4/76	Biggest Loss	45	1/2/71 (73-118)
Assists	19	Andre Miller, 2/13/02				Assists	18	Lester Conner, 2/23/91

2022-23 REGULAR SEASON VS. BUCKS					2021-22 REGULAR SEASON VS. BUCKS					SERIES HISTORY VS. BUCKS				
DATE	SITE	TIME/RESULT			DATE	SITE	RESULT				ALL-TIME	STREAKS	LAST WIN	LAST LOSS
11/16/22	Milwaukee	L, 98-113			12/6/21	Milwaukee	L, 104-112			Overall	98-130	Won 1	12/21/22	11/25/22
11/25/22	Milwaukee	L, 102-117			12/18/21	Milwaukee	W, 119-90			Home	61-53	Won 1	12/21/22	2/6/21
12/21/22	Cleveland	W, 114-106			1/26/22	Cleveland	W, 115-99			Road	37-76	Lost 2	12/18/21	11/25/22
1/21/23	Cleveland	7:30 pm			4/10/22	Cleveland	W, 133-115							

CLE-MIL 2021-22 SERIES (1-2)

CAVALIERS 114, BUCKS 106 – DECEMBER 21, 2022 – ROCKET MORTGAGE FIELDHOUSE – CLEVELAND, OH – GAME #33

TEAM	1	2	3	4	OT	FINAL	FG	FGA	FG%	3FG%	FT%	OR	DR	TR	A	PF	ST	TO	BS
MIL	20	22	35	29	-	106	39	83	.470	.433	.682	13	33	46	20	23	7	21	5
CLE	35	25	33	21	-	114	41	85	.482	.313	.786	9	28	37	22	21	8	10	3
TEAM	HIGH PTS			HIGH REB			HIGH AST			TEAM	HIGH PTS			HIGH REB			HIGH AST		
CLE	D. Mitchell: 36			K. Love: 9			D. Mitchell: 6			MIL	G. Antetokounmpo: 45			G. Antetokounmpo: 14			J. Holiday: 8		

BUCKS 117, CAVALIERS 102 – NOVEMBER 25, 2022 – FISERV FORUM – MILWAUKEE, WI – GAME #19

TEAM	1	2	3	4	OT	FINAL	FG	FGA	FG%	3FG%	FT%	OR	DR	TR	A	PF	ST	TO	BS
CLE	30	33	10	29	-	102	34	87	.391	.364	.846	10	31	41	12	17	9	9	2
MIL	25	27	35	30	-	117	42	83	.506	.469	.720	8	35	43	27	22	4	13	9
TEAM	HIGH PTS			HIGH REB			HIGH AST			TEAM	HIGH PTS			HIGH REB			HIGH AST		
CLE	D. Mitchell: 29			D. Wade: 12			D. Garland: 3			MIL	G. Antetokounmpo: 38			G. Antetokounmpo: 9			G. Antetokounmpo: 6		

BUCKS 113, CAVALIERS 98 – NOVEMBER 16, 2022 – FISERV FORUM – MILWAUKEE, WI – GAME #14

TEAM	1	2	3	4	OT	FINAL	FG	FGA	FG%	3FG%	FT%	OR	DR	TR	A	PF	ST	TO	BS
CLE	37	23	18	20	-	98	36	84	.429	.429	.824	6	28	34	22	18	7	8	7
MIL	34	27	34	18	-	113	41	86	.477	.410	.556	13	39	52	26	16	5	14	6
TEAM	HIGH PTS					HIGH REB		HIGH AST		TEAM	HIGH PTS		HIGH REB		HIGH AST				
CLE	D. Garland/D. Mitchell: 23					K. Love/E. Mobley: 7		D. Garland: 8		MIL	B. Lopez: 29		G. Antetokounmpo: 12		G. Antetokounmpo/J. Carter: 8				

CONNECTIONS

Cavs forward **Kevin Love** and Bucks guard **Jrue Holiday** played their collegiate career at UCLA...Bucks guard **George Hill** played parts of the 2017-18 and 2018-19 seasons with the Cavaliers (37 games)...Bucks forward **Joe Ingles** and Cavs guard **Donovan Mitchell** were teammates on the Utah Jazz for five seasons...Cavs center **Robin Lopez** played for the Bucks during the 2019-20 season and his brother **Brook Lopez** is currently on the Bucks...Cavs center **Robin Lopez** and Bucks guard **Wesley Matthews** were teammates on the Portland Trail Blazers for two seasons (2013-14 and 2014-15)...Bucks forward **Jordan Nwora** and Cavs guard **Donovan Mitchell** both played collegiately at Louisville...Bucks assistant coach **Vince Legarza** played five seasons collegiately at Miami (OH) in Oxford, Ohio.



CAVS RECENT GAMES (2-3)

GRIZZLIES 115, CAVALIERS 114 – JANUARY 18, 2023 – FEDEXFORUM – MEMPHIS, TN – GAME #46 (28-18, 9-14 AWAY)

TEAM	1	2	3	4	OT	FINAL	FG	FGA	FG%	3FG%	FT%	OR	DR	TR	A	PF	ST	TO	BS
CLE	30	31	30	23	-	114	42	82	.512	.457	.667	11	36	47	29	17	4	19	7
MEM	31	37	21	26	-	115	44	97	.454	.324	.727	15	27	42	22	19	10	8	7
TEAM	HIGH PTS			HIGH REB			HIGH AST			TEAM	HIGH PTS			HIGH REB			HIGH AST		
CLE	D. Garland: 24			E. Mobley: 15			D. Garland: 14			MEM	D. Bane: 25			S. Adams: 10			J. Morant: 8		

CAVS NOTES: Cleveland shot 16-35 (.457) from beyond the arc in the game, the 8th time this season with 16+ 3FGM and the 10th time this season shooting .450 from beyond the arc...**DARIUS GARLAND** chipped in his 11th double-double of the season with a team-high 24 points, including 5-11 (.454) shooting from beyond the arc, a season-high 14 assists, five rebounds and two steals in 39 minutes on Jan. 18 at MEM. It was the 7th time this season Garland has recorded 20+ PTS and 10+ AST and the 6th game of his career with 14+ AST. It was also the 6th game this season Garland has made 5+ triples...**CARIS LEVERT** tallied 23 points, including 4-7 (.571) shooting from three-point range, six assists, four rebounds, one steal and one block in 42 minutes. It was his 10th game this season with 20+ PTS...**EVAN MOBLEY** contributed his 12th double-double of the season with 18 PTS on 9-15 (.600) shooting from the field, a game-high 15 rebounds, three assists, one steal and two blocks in 39 minutes. It was his 6th career game with 15+ PTS and 15+ REB...**JARRETT ALLEN** contributed 14 points on 6-9 (.667) shooting from the field, eight rebounds and a team-high tying two blocks in 36 minutes...**ISAAC OKORO** finished with 17 PTS on 6-6 shooting from the field, including 4-4 shooting from beyond the arc, 3 REB and a team-high tying 2 BLK in 34 MIN. It was his most field goals made without a miss in a single game of his NBA career.

CAVALIERS 113, PELICANS 103 – JANUARY 16, 2023 – ROCKET MORTGAGE FIELDHOUSE – CLEVELAND, OH – GAME #45 (28-17, 19-4 HOME)

TEAM	1	2	3	4	OT	FINAL	FG	FGA	FG%	3FG%	FT%	OR	DR	TR	A	PF	ST	TO	BS
NOP	25	25	31	22	-	103	38	75	.507	.370	.773	3	25	28	26	23	9	17	1
CLE	24	23	31	35	-	113	39	80	.488	.321	.788	13	30	43	22	19	5	15	4
TEAM	HIGH PTS			HIGH REB			HIGH AST			TEAM	HIGH PTS			HIGH REB			HIGH AST		
CLE	D. Garland: 30			J. Allen: 11			D. Garland: 11			NOP	C. McCollum: 25			J. Valanciunas: 13			J. Alvarado: 5		

CAVS NOTES: Cleveland trailed 81-78 entering the fourth quarter and opened the final frame on a 11-0 run to regain the lead and eventually secure the 113-103 win over New Orleans. The Cavs trailed by as many as 13 points in the game, marking their 11th win when trailing by 10 points or more this season...The Cavs outscored the Pelicans in the paint 52-40 (+12) and outscored them in second chance points 19-8 (+11)...**DARIUS GARLAND** tallied his 10th double-double of the season with a game-high 30 points, including shooting 5-10 (.500) from beyond the arc, a game-high 11 assists, six rebounds and one steal in 40 minutes of play. It was Garland's fourth game this season with 30+ points and his first game this season with 30+ points and 10+ assists. It was also the third time in his career recording 30+ points, 10+ assists and 5+ rebounds. It was the fifth time this season Garland made 5+ triples in a game. Garland scored 25 of his points in the second half on 7-14 (.500) shooting from the field and 4-6 (.667) shooting from beyond the arc, marking the fourth time in his career with 25+ points in a half...**JARRETT ALLEN** contributed his 17th double-double of the season with 24 points on 9-12 (.750) shooting from the field, a team-high 11 rebounds, five assists and one block in 37 minutes of play...It was his 10th game this season with 20+ points and his seventh game this season with 20+ points and 10+ rebounds. Allen scored 18 of his points in the 2nd half on 6-7 (.857) shooting from the field, marking his highest scoring total in the 2nd half this season...**EVAN MOBLEY** finished with 19 points on 8-10 (.800) shooting from the field, eight rebounds and one block in 40 minutes of play. It was the fourth time this season Mobley recorded .800+ FG% on 8+ field goal makes...**ISAAC OKORO** contributed 11 points on 4-8 (.500) shooting from the field, four rebounds and two steals in 29 minutes of play. It was his 11th game this season with 10+ points...**DONOVAN MITCHELL** chipped in 11 points and one block in 22 minutes before exiting the game with a left groin strain in the third quarter.

TIMBERWOLVES 110, CAVALIERS 102 – JANUARY 14, 2023 – TARGET CENTER – MINNEAPOLIS, MN – GAME #44 (27-17, 9-13 AWAY)

TEAM	1	2	3	4	OT	FINAL	FG	FGA	FG%	3FG%	FT%	OR	DR	TR	A	PF	ST	TO	BS
CLE	25	29	26	22	-	102	37	76	.487	.286	.870	8	32	40	24	17	5	18	2
MIN	27	22	28	33	-	110	45	80	.563	.321	.733	4	27	31	22	21	10	15	5
TEAM	HIGH PTS			HIGH REB			HIGH AST			TEAM	HIGH PTS			HIGH REB			HIGH AST		
CLE	J. Allen/E. Mobley: 19			J. Allen/K. Love/E. Mobley: 8			D. Mitchell: 6			MIN	A. Edwards: 26			N. Reid: 7			A. Edwards: 7		

CAVS NOTES: **EVAN MOBLEY** chipped in a team-high tying 19 points on 6-11 (.545) shooting from the field and a game-high tying eight rebounds in 32 minutes of play...**JARRETT ALLEN** contributed a team-high tying 19 points on 8-10 (.800) shooting from the field, a team-high tying eight rebounds, two assists and a game-high two blocks in 34 minutes. It was his 14th game this season with 2+ blocks...**DARIUS GARLAND** recorded 15 points on 6-11 (.545) shooting from the field, four assists and three rebounds in 35 minutes...**DONOVAN MITCHELL** tallied 14 points, a team-high six assists and three rebounds in 37 minutes...**CARIS LEVERT** finished with 12 points on 4-8 (.500) shooting from the field, four rebounds, three assists and one steal in 31 minutes off the bench.

CAVALIERS 119, TRAIL BLAZERS 113 – JANUARY 12, 2023 – MODA CENTER – PORTLAND, OR – GAME #43 (27-16, 9-12 AWAY)

TEAM	1	2	3	4	OT	FINAL	FG	FGA	FG%	3FG%	FT%	OR	DR	TR	A	PF	ST	TO	BS
CLE	27	24	36	32	-	119	44	89	.494	.318	.774	12	32	44	28	19	6	11	1
POR	32	26	33	22	-	113	40	78	.513	.333	.759	5	31	36	17	27	6	17	4
TEAM	HIGH PTS			HIGH REB			HIGH AST			TEAM	HIGH PTS			HIGH REB			HIGH AST		
CLE	D. Mitchell: 26			J. Allen: 10			D. Garland: 10			POR	D. Lillard: 50			J. Nurkic: 12			A. Simons: 5		

CAVS NOTES: All five starters for the Cavs finished in double figures...Cleveland outscored the Blazers in the paint 68-42 (+26)...**DONOVAN MITCHELL** finished with 26 points, five rebounds, five assists and two steals in 36 minutes...**JARRETT ALLEN** finished with his 16th double-double of the season with a season-high tying 24 points on 11-17 (.647) shooting from the field, a team-high 10 rebounds, six assists and one steal in 39 minutes of play...It was his fifth career game with 6+ assists and his first career game with 20+ PTS, 10+ REB and 5+ AST...**DARIUS GARLAND** chipped in his ninth double-double of the season with 20 points, a game-high 10 assists and two rebounds in 33 minutes. It was his 5th game this season with 20+ PTS and 10+ AST and the Cavs are 5-0 when Garland records a 20-10 game...**EVAN MOBLEY** finished with 17 points on 6-12 (.500) shooting from the field, eight rebounds, three assists, one steal and one block in 25 minutes...**ISAAC OKORO** contributed 11 points on a perfect 4-4 shooting from the field, five rebounds and a game-high tying two steals in 29 minutes.

JAZZ 116, CAVALIERS 114 – JANUARY 10, 2023 – VIVINT ARENA – SALT LAKE CITY, UT – GAME #42 (26-16, 8-12 AWAY)

TEAM	1	2	3	4	OT	FINAL	FG	FGA	FG%	3FG%	FT%	OR	DR	TR	A	PF	ST	TO	BS
CLE	24	31	29	30	-	114	42	90	.467	.270	.833	7	30	37	18	25	7	5	7
UTA	31	24	33	28	-	116	38	87	.437	.278	.811	15	39	54	21	17	3	16	3
TEAM	HIGH PTS		HIGH REB		HIGH AST		TEAM	HIGH PTS		HIGH REB		HIGH AST							
CLE	D. Mitchell: 46		K. Love: 9		D. Garland/D. Mitchell: 6		UTA	J. Clarkson: 32		L. Markkanen: 16		M. Beasley/J. Clarkson/M. Conley: 4							

CAVS NOTES: Cleveland recorded a season-low five turnovers in the matchup with Utah. It was the sixth time this season finishing a game with fewer than 10 turnovers...**DONOVAN MITCHELL** finished with a game-high 46 points on 14-27 (.518) shooting from the field, including 11-11 from the free throw line to go with a team-high tying six assists, five rebounds and three steals in 36 minutes...Mitchell made seven three-pointers in the game, marking the sixth time this season with 7+ triples in a game. It was his fifth game this season with 40+ points...**DARIUS GARLAND** recorded 21 points, a team-high tying six assists and five rebounds in 38 minutes of play...**EVAN MOBLEY** contributed 12 points on 5-8 (.625) shooting from the field, seven rebounds, one steal and a game-high four blocks in 37 minutes. It was the third time this season Mobley has finished a game with 4+ blocked shots...**CARIS LEVERT** tallied 12 points, five rebounds, two assists and one block in 37 minutes off the bench. It was his seventh consecutive game with 10+ points, marking his season-long for consecutive games with 10+ points...**LAMAR STEVENS** recorded 12 points on 5-6 (.833) shooting from the field, three rebounds, a career-high tying three steals and two blocks in 25 minutes off the bench.

CAVALIERS ALL-TIME RANKINGS

*SEVERAL CAVALIER PLAYERS HAVE A CHANCE TO MOVE UP IN THE FRANCHISE'S ALL-TIME TOP 10 CATEGORIES BELOW THIS 2022-23 REGULAR SEASON:

POINTS SCORED	FIELD GOALS MADE	3-POINTERS MADE
1. L. James (23,119)	1. L. James (8,369)	1. L. James (1,251)
2. Z. Ilgauskas (10,616)	2. A. Carr (4,272)	2. K. LOVE (1,092)
3. B. Daugherty (10,389)	3. B. Smith (4,182)	3. M. Price (802)
4. A. Carr (10,265)	4. Z. Ilgauskas (4,045)	4. K. Irving (723)
5. M. Price (9,543)	5. B. Daugherty (3,823)	5. J. Smith (585)
6. B. Smith (9,513)	6. M. Price (3,429)	6. D. Gibson (578)
7. J. Williams (8,504)	7. J. Williams (3,198)	7. C. OSMAN (570)
8. K. Irving (8,232)	8. K. Irving (3,009)	8. W. Person (550)
9. K. LOVE (7,646)	9. L. Nance (2,945)	9. D. Ferry (543)
10. L. Nance (7,257)	10. K. LOVE (2,497)	10. D. GARLAND (475)
11. C. Russell (6,588)	11. C. Russell (2,480)	11. M. Williams (414)
12. W. Free (6,329)	12. J. Chones (2,456)	12. C. Ehlo (381)

FG% (min. 500 FGM)	DEFENSIVE REBOUNDS	TOTAL REBOUNDS
1. J. ALLEN (.643)	1. L. James (5,156)	1. L. James (6,190)
2. M. West (.553)	2. B. Daugherty (4,020)	2. Z. Ilgauskas (5,904)
3. B. Daugherty (.532)	3. K. LOVE (3,711)	3. T. Thompson (5,393)
4. L. Nance (.530)	4. Z. Ilgauskas (3,568)	4. B. Daugherty (5,227)
5. C. Boozer (.528)	5. T. Thompson (3,278)	5. J. Williams (4,669)
6. T. Hill (.521)	6. J. Williams (3,049)	6. K. LOVE (4,482)
7. T. Thompson (.518)	7. A. Varejao (2,968)	7. A. Varejao (4,454)
8. L. Nance Jr. (.517)	8. J. Chones (2,750)	8. J. Chones (3,790)
9. M. Turpin (.516)	9. L. Nance (2,494)	9. L. Nance (3,561)
10. R. Hinson (.516)	10. J. Brewer (2,259)	10. J. Brewer (3,551)
11. A. Varejao (.511)	11. T. Hill (1,830)	11. B. Smith (3,057)
12. J. Edwards (.508)	12. D. Gooden (1,698)	12. T. Hill (2,785)

NOTES: KEVIN LOVE passed Zydrunas Ilgauskas (3,568 DREB) for 3rd place in defensive rebounds with his 3rd def. board at Milwaukee on Nov. 16...DARIUS GARLAND moved past Mo Williams (414 3FGM) for sole possession of 10th place in three-pointers made with his first triple against Miami on Nov. 20...CEDI OSMAN moved past Danny Ferry (543 3FGM) for sole possession of 8th place in three-pointers made with his first three against Philadelphia on Nov. 30...CEDI OSMAN passed Wesley Person (550 3FGM) for sole possession of 7th place in three-pointers made with his first three against Dallas on Dec. 17...KEVIN LOVE passed Jim Chones (2,456 FGM) for 11th place in field goals made with his second basket against Dallas on Dec. 17...KEVIN LOVE passed Campy Russell (2,480 FGM) for 10th place in field goals made with his first basket against Chicago on Jan. 2...KEVIN LOVE passed Anderson Varejao (4,454 REB) for 6th place in total rebounds with his fifth board at Utah on Jan. 10.



UPCOMING REGULAR SEASON MILESTONES

***YELLOW HIGHLIGHT** INDICATES PLAYER IS NEAR MILESTONE

JARRETT ALLEN

400 GP (380)	Needs 20
600 BLK (512)	Needs 88
1,000 FTM (956)	Needs 44

DARIUS GARLAND

4,000 PTS (3,936)	Needs 64
1,500 AST (1,436)	Needs 64
500 3FGM (475)	Needs 25
300 STL (241)	Needs 59

CARIS LEVERT

2,000 FGM (1,938)	Needs 62
600 3FGM (502)	Needs 98
400 STL (376)	Needs 24

ROBIN LOPEZ

1,000 GP (964)	Needs 36
5,000 REB (4,641)	Needs 359
1,100 BLK (1,037)	Needs 63

KEVIN LOVE

15,000 PTS (14,635)	Needs 365
5,000 FGM (4,815)	Needs 185
1,600 3FGM (1,532)	Needs 68
9,000 REB (8,935)	Needs 65
7,000 DREB (6,819)	Needs 181
2,000 AST (1,992)	Needs 8

DONOVAN MITCHELL

10,000 PTS (9,369)	Needs 631
400 GP (385)	Needs 15
1,200 3FGM (1,107)	Needs 93

EVAN MOBLEY

2,000 PTS (1,674)	Needs 326
200 BLK (172)	Needs 28
1,000 REB (962)	Needs 38
100 STL (89)	Needs 11

RAUL NETO

1,000 FGM (911)	Needs 89
300 3FGM (255)	Needs 45
1,000 AST (873)	Needs 127

ISAAC OKORO

2,000 PTS (1,499)	Needs 501
200 GP (180)	Needs 20

CEDI OSMAN

4,000 PTS (3,662)	Needs 338
600 3FGM (570)	Needs 30
800 AST (764)	Needs 36
300 STL (262)	Needs 38

RICKY RUBIO

8,000 PTS (7,420)	Needs 580
700 GP (669)	Needs 31
3,000 REB (2,770)	Needs 230

DEAN WADE

1,000 PTS (773)	Needs 227
500 REB (453)	Needs 47


NOTES: CEDI OSMAN handed out his 700th career assist at Toronto on Oct. 19...DONOVAN MITCHELL recorded his 100th career block vs. Washington on Oct. 23...JARRETT ALLEN grabbed his 3,000th career rebound vs. Orlando on Oct. 26; became the only active player age 25 or younger with 3,000 rebounds...JARRETT ALLEN scored his 4,000th career point with his first point at Boston on Oct. 28...DONOVAN MITCHELL made his 3,000th career field goal with his 8th basket at Boston on Oct. 28...DARIUS GARLAND swiped his 200th career steal against Boston on Nov. 2...CARIS LEVERT grabbed his 1,000th career defensive rebound against Boston on Nov. 2...DONOVAN MITCHELL became the 2nd fastest player in NBA history to make 1,000 3FG with his fifth triple at Sacramento on Nov. 9 (355 games)...DARIUS GARLAND made his 400th three-pointer against Minnesota on Nov. 13, becoming the quickest Cavalier ever to reach that mark (188 games)...KEVIN LOVE made his 1,500th three-pointer against Minnesota on Nov. 13...ROBIN LOPEZ dished out his 800th career assist against Miami on Nov. 20...RAUL NETO played in his 400th career game at Detroit on Nov. 27...DARIUS GARLAND played in his 200th career game against the L.A. Lakers on Dec. 6...JARRETT ALLEN recorded his 1,000th career offensive rebound and 200th steal against Oklahoma City on Dec. 10...DONOVAN MITCHELL scored his 9,000th career point with his 36th point against Indiana on Dec. 16...EVAN MOBLEY played in his 100th career game against Dallas on Dec. 17...ISAAC OKORO made his 500th career field goal with his 4th basket against Toronto on Dec. 23...CARIS LEVERT scored his 5,000th career point with his 7th point against Toronto on Dec. 23...JARRETT ALLEN recorded his 500th career block with his lone swat at Indiana on Dec. 29...ISAAC OKORO grabbed his 500th career rebound at Denver on Jan. 6...DONOVAN MITCHELL swiped his 500th career steal and made his 1,100th career three-pointer at Utah on Jan. 10...CARIS LEVERT made his 500th career three-pointer with his second three at Memphis on Jan. 18.





2022-23 SEASON NOTES




ANOTHER STRONG START: Cleveland has opened up with the 5th-best record in the East at 28-18 (19-4 at home), their best overall start since 2016-17 (32-14) and best home start since 2016-17 (19-4).

 **WWWWWWWW:** The Cavs had an 8-game win streak from Oct. 22-Nov. 6, their longest since Nov. 11-Dec. 6, 2017 (13 straight wins).

2022-23 BEST HOME RECORDS IN NBA

TEAM	HOME RECORD
1. DEN	21-3 (.875)
2. MEM	20-3 (.870)
3. CLEVELAND	19-4 (.826)
4t. MIL	18-5 (.783)
4t. BOS	18-5 (.783)
6. GSW	17-5 (.773)

DOING IT ON BOTH ENDS OF THE FLOOR: This season, the Cavaliers rank in the Top 10 in the NBA in defensive rating and are on pace to have the 2nd-highest scoring average in franchise history.

OPPONENT PPG NBA LEADERS ('22-23)		DEFENSIVE RATING NBA LEADERS ('22-23)		NET RATING NBA LEADERS ('22-23)	
TEAM	OPP. PPG	TEAM	DEF. RATING	TEAM	NET
1. CLEVELAND	107.1	1. MEM	109.1	1. BOS	6.6
2. MIA	108.6	2. CLEVELAND	109.4	2. MEM	5.7
3. PHI	109.8	3. MIL	110.1	3. CLEVELAND	4.6
4. LAC	110.5	4. PHI	110.4	4. DEN	4.3
5. BKN	110.6	5. BOS	110.9	5. PHI	4.2
MOST 3FGM THROUGH 45 GAMES IN CAVS HISTORY		HIGHEST PPG IN CAVS HISTORY		PPG DIFFERENTIAL LEADERS ('22-23)	
CAVS YEAR	3FGM	CAVS YEAR	PPG	TEAM	DIFF.
2016-17	588	1979-80	114.1	1. BOS	+6.4
2017-18	546	2022-23	111.6	2. MEM	+5.8
2021-22	546	2017-18	110.9	3. CLEVELAND	+4.5
2022-23	526	2016-17	110.3	4. DEN	+4.1
2019-20	502	1991-92	108.9	5. PHI	+3.9
 The Cavs have held teams to under 100 points an NBA-BEST 14 times this season.  The Cavs have 18 wins by 10+ points, tied for the 2ND-MOST in the NBA.  Cleveland also ranks 8 th in the NBA in opponent FG% (.465).					

COMEBACK KINGS: The Cavs have 11 wins this season when trailing in a game by at least 10 points.

CAVS WINS WHEN TRAILING BY 10+ POINTS THIS SEASON							
OPPONENT	DEFICIT	OPPONENT	DEFICIT	OPPONENT	DEFICIT	OPPONENT	DEFICIT
10/23 vs. WAS	10	11/6 at LAL	12	12/17 vs. DAL	10 *	1/12 at POR	14
10/28 at BOS	15 *	11/27 at DET	12	1/2 vs. CHI	21 *	1/16 vs. NOP	13 *
11/2 vs. BOS	12 *	12/16 vs. IND	13 *	1/4 vs. PHX	11 *		

*Games in which Cavs trailed by double-digits in the second half and won (7 games)

EXTRA ENERGY: In overtime games this season, the Cavs are a PERFECT 6-0, their most OT wins in a single season in franchise history and most by any NBA team this season. Dating back to last season, Cleveland has won 8 consecutive overtime games.

BEST SHOOTING QUARTER: During Cleveland's win over Philadelphia on Nov. 30, the Cavs shot 16-17 (.941) in the second quarter, their highest FG% in a single quarter since play-by-play data started being tracked in 1997-98.

CAVS BEST SHOOTING QUARTERS SINCE PLAY-BY-PLAY TRACKING ERA (1997-98)

DATE/OPPONENT/QTR.	FG%
11/30/22 vs. PHI (2nd Q)	.941 (16-17)
12/15/99 vs. NJN (4 th Q)	.882 (15-17)
11/9/22 at SAC (3 rd Q)	.882 (15-17)



DONOVAN'S DOMINANCE: DONOVAN MITCHELL has put up strong numbers through his first 40 outings with Cleveland, averaging a career-best 28.4 PPG (9th in NBA, career highs .484 FG%, .395 3FG%, .869 FT%), 3.9 RPG, 4.8 APG and 1.43 SPG (13th in NBA) in 36.1 MPG. He has scored 20+ PTS 31 times, 30+ PTS 18 times and 40+ PTS 5 times. He is **ONE OF ONLY TWO NBA PLAYERS AVERAGING AT LEAST 25.0 PPG WHILE SHOOTING .480 FG% AND .390+ 3FG% (Stephen Curry).**

SPIDA ALREADY OWNS THE 3RD-MOST 40-POINT GAMES IN CAVALIERS HISTORY

PLAYER	40-PT GAMES
1. LeBron James	51
2. Kyrie Irving	11
3. DONOVAN MITCHELL	5

SPIDA SCORES 71: In a win over Chicago on Jan. 2, Mitchell tallied a **CAREER-HIGH 71 POINTS** on 22-34 (.647) shooting from the field, including 7-15 (.466) from beyond the arc and 20-25 (.800) shooting from the free throw line, a game-high 11 assists, eight rebounds and one block in a career-high 50 minutes of play. He set several historical marks that night in the diagram below:

SPIDA SENSES 71

7TH PLAYER IN NBA HISTORY TO RECORD 70+ POINTS IN A GAME

He joined Wilt Chamberlain, Kobe Bryant, David Thompson, David Robinson, Elgin Baylor and Devin Booker.

71 POINTS SET CAVALIERS SCORING RECORD

Mitchell shattered the franchise's single game scoring record, beating the previous mark of 57 by LeBron James (11/3/17 at WAS) and Kyrie Irving (3/12/15 vs. SAS)

1ST PLAYER TO HAVE A 70-PT/10-AST GAME IN NBA HISTORY

Mitchell also became the FIRST PLAYER in league history with his stat line (71 PTS, 11 AST, 8 REB).

4TH CAVS PLAYER EVER TO SCORE 24 POINTS IN A QUARTER

He had 24 PTS in the 3rd Q, becoming the 4th player in Cavs history with 24+ points in a period (LeBron James, Kevin Love, Darius Garland).



MOST POINTS IN ANY NBA GAME SINCE 2006

Mitchell's performance was the biggest since Kobe Bryant's 81-point game against Toronto on Jan. 22, 2006.

99 POINTS SCORED OR ASSISTED – 2ND MOST EVER!

The 99 points Mitchell created were the 2nd most ever behind the night Wilt Chamberlain scored 100 points in 1962, per ESPN Stats & Information research. Chamberlain also had two assists, creating 104 PTS that night.

SCORED 55 POINTS AFTER HALFTIME

After a 16-point first half, Mitchell scored 42 points in the second half (MOST EVER BY A CAV IN EITHER HALF) and 13 of Cleveland's 15 points in overtime.

HELPED CAVS OVERCOME 21-POINT DEFICIT

It was the Cavs' biggest come-from-behind victory this season. Mitchell had 18 PTS in the 4th Q, including the game-tying tip-in to send the game into overtime.

MOST POINTS IN A GAME IN NBA HISTORY

DATE	PLAYER	POINTS
March 2, 1962	Wilt Chamberlain	100
Jan. 22, 2006	Kobe Bryant	81
Dec. 8, 1961	Wilt Chamberlain	78
April 9, 1978	David Thompson	73
Nov. 16, 1962	Wilt Chamberlain	73
Jan. 13, 1962	Wilt Chamberlain	73
Nov. 3, 1962	Wilt Chamberlain	72
JAN. 2, 2022	DONOVAN MITCHELL	71
April 24, 1994	David Robinson	71
Nov. 15, 1960	Elgin Baylor	71

*Mitchell was also just the 4th NBA player in league history to make 20 FG and 20 FT in a single game, joining Wilt Chamberlain (3/2/62), Devin Booker (3/24/17) and Michael Jordan (3/28/90).



2X PLAYER OF THE WEEK: Mitchell has been named the **EASTERN CONFERENCE PLAYER OF THE WEEK** twice this season: Week 9 (Dec. 12-18) and Week 12 (Jan. 2-8). Only 5 other Cavaliers have won multiple POW awards in franchise history (LeBron James-42, Kyrie Irving-4, Andre Miller-2, Terrell Brandon-2, Mike Mitchell-2).

SCORING LIKE WILT: Mitchell topped the 30-point mark 5 times in his first 6 games, including one 40+ PT performance (41 PTS at BOS on 10/28). He became just the **2ND PLAYER IN NBA HISTORY** to record 30+ points in 5 of his first 6 games with a team, joining **Wilt Chamberlin** (his first 6 games in 1959 with the Warriors).

FIRST 10: Mitchell scored 319 points in the first 10 games, the most by a player in their first 10 outings with the Cavaliers EVER! It was also the 2nd-most points scored by any NBA player in their first 10 games with a team in league history, behind only Wilt Chamberlain (371 points in 1959).

RACE TO 1,000: Mitchell became the **2ND FASTEST PLAYER IN NBA HISTORY** to make 1,000 3FG with his fifth triple at Sacramento on Nov. 9. He also has the 5th-most 3FG since entering the NBA.

FASTEST TO 1,000 CAREER 3FGM IN NBA HISTORY		MOST 3FGM SINCE 2017-18	
PLAYER	GAMES TO REACH 1,000 3FGM	PLAYER	3FGM
Buddy Hield	350	1. Buddy Hield	1,445
DONOVAN MITCHELL	355*	2. Stephen Curry	1,353
Stephen Curry	369	3. James Harden	1,293
<i>Mitchell made his 1,000th career triple on Nov. 9</i>		4. Damian Lillard	1,231
		5. DONOVAN MITCHELL	1,107
Mitchell is the FASTEST player in NBA history to reach 9,000 PTS and 1,000 3FG (371 games)			

RECORD DEBUT: Mitchell's 31 points in his first game as a Cavalier on Oct. 19 in Toronto were **tied for the most EVER** by a player in his Cavs debut. He also became just the **2nd player** in team history to score at least 30 points in his first game as a member of the Wine and Gold.

THE ONLY PLAYERS EVER TO SCORE 30+ POINTS IN THEIR FIRST GAME AS A CAVALIER

1. Ron Brewer (31 PTS vs. Milwaukee 12/26/81)
2. **DONOVAN MITCHELL (31 PTS at Toronto 10/19/22)**

30 TO START: Mitchell scored 30+ points in each of the first 3 games to start the season, a feat that **NO** other Cavalier has ever done.

DONOVAN'S HISTORICAL FIRST 3 GAMES

Date	Points	Rebounds	Assists	Steals	FG	3FG	FT
10/19 at TOR	31	2	9	2	12-21	2-8	5-6
10/22 at CHI	32	9	8	1	10-19	4-6	8-9
10/23 vs. WAS	37	5	4	3	12-29	5-12	8-9

* BECAME THE **3RD PLAYER IN NBA HISTORY** TO RECORD 30+ POINTS IN EACH OF HIS FIRST THREE GAMES WITH A FRANCHISE (WILT CHAMBERLAIN IN 1959-60 AND GLENN ROBINSON IN 2002-03).

* BECAME THE **1ST PLAYER IN CAVS HISTORY** TO OPEN A SEASON WITH CONSECUTIVE GAMES OF 30+ PTS.

*MITCHELL PUT UP **100 TOTAL POINTS** IN HIS FIRST 3 GAMES, A FRANCHISE-RECORD TO START THE SEASON.

*The prev. franchise record for points by a Cavalier through the first 3 games of any season was 90 (Austin Carr, '74-75)

*The prev. franchise record for points by a player through their first 3 games as a member of the Cavaliers was 72 (Shawn Kemp '97-98).





DG THE PG: In his 37 appearances, **DARIUS GARLAND** is averaging 21.5 points, a team-high 8.0 assists (5th in NBA) and 1.19 steals in 36.0 minutes. He has 11 double-doubles and has scored 40+ PTS 3 times.

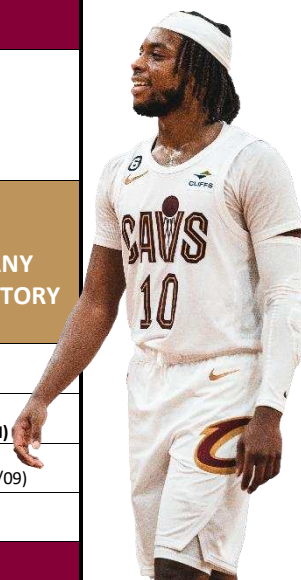
NBA PLAYERS AVERAGING 20.0+ PPG, 8.0+ APG AND 1.0+ SPG (MIN. 30 GP)
PLAYER
DARIUS GARLAND
Luka Doncic, DAL
Nikola Jokic, DEN
Tyrese Haliburton, IND

GARLAND'S HIGHEST SCORING GAMES	
PTS	DATE/OPP.
*51	11/13/22 vs. MIN
*46	12/26/22 vs. BKN
41	3/8/22 at IND
*41	11/18/22 vs. CHA
<i>*This Season</i>	

41 PTS, 6 AST, 5 STL: In a win over Charlotte on Nov. 18, Garland tallied a game-high 41 points (16-26 FG), six assists, a career-high five steals and one block in a career-high 48 minutes. He became just the **2nd Cavs player in team history to record 40+ PTS, 5+ AST and 5+ STL** (LeBron James – 47 PTS, 8 AST, 5 STL on Feb. 6, 2010 vs. NYK).

51-POINT EXPLOSION: Against Minnesota on Nov. 13, Garland finished with a **career-high 51 points** on 16-30 (.533) shooting from the field, including 10-14 (.714) shooting from beyond the arc, a team-high six assists, two rebounds and one steal in 40 minutes. **Check out historical marks he achieved that night below:**

DG'S 51-POINT NIGHT			
6 TH PLAYER IN NBA HISTORY TO RECORD			
50+ PTS, 10+ 3FG AND 5+ AST			
(STEPHEN CURRY, DAMIAN LILLARD, KYRIE IRVING, JAMES HARDEN AND KLAY THOMPSON)			
4 TH CAVS PLAYER TO SCORE 50 POINTS IN A GAME	3 RD CAVS PLAYER TO MAKE 10+ 3FG IN A GAME	MOST POINTS IN A 4 TH QUARTER IN CAVS HISTORY	2 ND MOST POINTS SCORED IN ANY SINGLE QUARTER IN CAVS HISTORY
LeBron James (9 times)	Kyrie Irving (11 3FG, 1/28/15)	27 PTS DARIUS GARLAND (11/13/22 vs. MIN)	34 PTS (1 st Q) Kevin Love (11/23/16 vs POR)
Kyrie Irving (2 times)	C.J. Miles (10 3FG, 1/7/14)	24 PTS LeBron James (1/6/08 at TOR)	27 PTS (4th Q) DARIUS GARLAND (11/13/22 vs MIN)
Walt Wesley (2/19/71)	DARIUS GARLAND (10 3FG, 11/13/22)	23 PTS LeBron James (12/4/15 at NOP)	24 PTS (3 times, LeBron James) (4 th Q 1/6/08, 1 st Q 4/11/08, 3 rd Q 2/20/09)
DARIUS GARLAND (11/13/22)		23 PTS LeBron James (11/12/17 vs. BKN)	24 PTS (3 rd Q) Donovan Mitchell (1/2/23 vs. CHI)
SET CAREER HIGHS IN POINTS (51), FGM (16) & 3FGM (10)			



THE RETURN OF DG: In his return from injury in a win over Boston on Nov. 2, Garland posted 29 PTS, 12 AST, 5 REB, 3 STL and just 1 turnover in 42 minutes. Only 2 other Cavaliers have ever recorded 25+ PTS, 10+ AST, 5+ REB, 3+ STL and 1 turnover or less in a single game.

THE ONLY CAVS PLAYERS TO RECORD 25+ PTS, 10+ AST, 5+ REB, 3+ STL and 1 TURNOVER OR LESS		
PLAYER	DATE/OPPONENT	STAT LINE
DARIUS GARLAND	11/2/22 vs. BOS	29 PTS, 12 AST, 5 REB, 3 STL, 1 TOV
LeBron James	1/16/05 at SEA	35 PTS, 11 AST, 5 REB, 4 STL, 1 TOV
Randy Smith	1/29/80 vs. LAL	31 PTS, 10 AST, 5 REB, 3 STL, 1 TOV





DOUBLE-DOUBLE JA: JARRETT ALLEN has posted a team-high 17 double-doubles, tied for 17th-most in the NBA. He is averaging 13.9 points (.631 FG%), 9.8 rebounds and 1.21 blocks in 33.1 minutes.

MR. ACCURACY: Allen currently owns the HIGHEST FG% in franchise history at .643 in his 146 games with the Cavaliers (min. 100 FGM).

HIGH RANKING: This season, Allen ranks 5th in the NBA in FG%, 14th in RPG and 19th in BPG.

THE ONLY ONE: Allen is the ONLY PLAYER in the East shooting .600+ FG% and averaging 13.0+ PPG.

JARRETT ALLEN'S CAREER 20-REBOUND GAMES

REB	DATE/OPP.
24	1/16/19 at HOU
22	2/4/22 at CHA
21	11/25/19 at CLE
*20	11/7/22 at LAC
<i>*This Season</i>	

2022-23 NBA LEADERS IN CONTESTED SHOTS PER GAME

PLAYER	CONT. SHOTS PER GAME
1. Brook Lopez, MIL	17.1
2. Nic Claxton, BKN	12.3
3. Ivica Zubac, LAC	12.0
4. JARRETT ALLEN, CLE	11.6

BEST FG% IN EASTERN CONFERENCE

PLAYER	FG%
1. Nic Claxton, BKN	.730
2. Mason Plumlee, CHA	.659
3. JARRETT ALLEN, CLE	.631
4. Onyeka Okongwu, ATL	.620



MARVELOUS MOBLEY: EVAN MOBLEY has played in 44 games and is averaging 14.5 points (.557 FG%-18th best in NBA), a career-high 8.9 rebounds (18th in NBA), 2.7 assists, 0.75 steals and 1.30 blocks (13th in NBA) in 34.0 minutes, while posting 12 double-doubles.

2022-23 NBA PLAYERS AVERAGING

14.0+ PPG ON .500+ FG%, 8.0+ RPG, 2.0+ APG and 1.0+ BPG

NBA PLAYER

Joel Embiid, PHI

***EVAN MOBLEY, CLE**

Anthony Davis, LAL

SCORING AND BLOCKING: Mobley has scored in double figures in 38 games so far and has blocked at least one shot in 32 outings, including a career-best 8-block performance in a win at Detroit on Nov. 4.

A BIT OF EVERYTHING: Mobley tallied 21 points, a career-high 18 rebounds, five assists, two blocks and one steal in a career-high 45 minutes during a win over Charlotte on Nov. 18. He became just the 9th player in Cavaliers history with 20+ PTS, 15+ REB, 5+ AST, 2+ BLK and 1+ STL (LeBron James, Brad Daugherty, Campy Russell, Andre Drummond, Kevin Love, Drew Gooden, Bingo Smith, Cliff Robinson).

FIRST 100 GAMES: Mobley is the ONLY player in Cavs history to accumulate 1,400+ PTS on .500+ FG%, 800+ REB, 200+ AST and 150+ BLK in their first 100 career games.

MOST GAMES WITH AT LEAST 1 BLOCK IN NBA THIS SEASON

GAMES	PLAYER
39	Brook Lopez, MIL
36	Nic Claxton, BKN
34	Walker Kessler, UTA
32	Myles Turner, IND
32	EVAN MOBLEY, CLE
32	Ivica Zubac, LAC

MOST BLOCKS IN A SINGLE GAME IN CAVS HISTORY

BLOCKS	CAVS PLAYER	DATE/OPP.
11	Larry Nance	1/7/89 vs NYK
9	Hot Rod Williams	2/3/88 at WAS
8	EVAN MOBLEY	11/4/22 at DET
8	Larry Nance	11/27/91 vs PHI
8	Larry Nance	3/26/93 at PHI
8	Larry Nance	4/10/92 at NJ





ICE HOT: Over the last 14 games (since Dec. 21), **ISAAC OKORO** is shooting .581 (43-74) from the field and .543 (19-35) from beyond the arc.

OKORO ON THE RISE	
NUMBERS OVER THE LAST 14 GAMES	
.581 FG%, .543 3FG%, 8.9 PPG, 3.4 RPG, 1.1 APG	
NUMBERS OVER THE FIRST 32 GAMES	
.414 FG%, .224 3FG%, 4.4 PPG, 2.1 RPG, 0.7 APG	

A NEW YEAR: Since Jan. 1, Okoro is shooting .625 (15-24) from beyond the arc, the highest 3FG% among all Eastern Conference players who have made at least 10 3FG this month.

PEANUT BUTTER AND CEDI: **CEDI OSMAN** has scored in double figures in **19** games and is averaging **8.9 points, 2.3 rebounds and 1.5 assists in 21.8 minutes off the bench**. He became the **2nd Cavalier since 1985-86 to record 10+ points off the bench in the Cavs first four games of a season (Jordan Clarkson, 2018-19)**.

15+ POINTS: Osman scored at least 15 PTS in each of the first 3 games, becoming just the **4th player in Cavaliers history to record three straight games with 15+ points off the bench to start a season**.

MAJOR LOVE OFF THE BENCH: **KEVIN LOVE**, who placed 2nd in the NBA's Sixth Man of the Year award last season, is averaging **8.7 points, 7.1 rebounds and 1.9 assists in 20.3 minutes per contest** so far in 2022-23. He also has **5 double-doubles**.

LOVE MAKES HISTORY: In a win at Detroit on Nov. 4, Love (21 PTS, 10 AST, 8 REB) became the **FIRST player in Cavaliers history to record 20+ PTS, 10+ AST and 8+ REB off the bench**. Love's time-on-court (**23:26**) was the **lowest of any NBA player in the shot clock era (1954-55) to hit those minimums. (Elias)**

ONE LOVE: Love became the **1ST CAVS PLAYER** to average 12.0+ PPG, 7.5+ RPG, 2.5+ APG and shoot .400+ 3FG% through his first 10 games of a season. **NO OTHER NBA PLAYER** has hit those marks while averaging under 21 MPG through his first 10 games of a season since 1979-80. (Elias)

ALL ABOUT VERT: **CARIS LEVERT** has scored in double figures in 27 games, including a 41-point outburst at Boston on Oct. 28, and is averaging **12.5 points, 4.0 rebounds and 3.7 assists in 31.1 minutes**.

20+ POINT NIGHTS: LeVert has topped the **20-point mark 10 times this season**, including a stretch of 3 straight 20-plus point performances from Dec. 9-12.

THE ONLY CAVS PLAYERS TO OPEN A SEASON WITH 3 STRAIGHT GAMES OF 15+ PTS OFF THE BENCH

PLAYER	YEAR
Campy Russell	1976-77
Austin Carr	1978-79
Jordan Clarkson	2018-19
CEDI OSMAN	2022-23

2022-23 NBA BENCH LEADERS IN PLUS/MINUS

+/ -	PLAYER
+203	1. Isaiah Joe, OKC
+171	2. CEDI OSMAN, CLE
+152	3. Jose Alvarado, NOP
+141	4. Mike Muscala, OKC
+126	5. Immanuel Quickley, NOP

2022-23 NBA BENCH LEADERS IN REBOUNDS PER GAME

+/ -	PLAYER
9.7	1. Bobby Portis, MIL
6.8	2. KEVIN LOVE, CLE
6.8	3. Andre Drummond, CHI
6.6	4. Russell Westbrook, LAL

LEVERT'S CAREER 40-POINT GAMES

POINTS	DATE/OPPONENT
51	3/3/20 at BOS
43	1/8/21 at MEM
42	2/4/22 vs. CHI
*41	10/28/22 at BOS
*This Season	





22 THREES BY TRIO: In a 121-108 win over New York on Oct. 30, the Cavs made **23 threes**, their **2nd-most** in a regular season game in franchise history. **DONOVAN MITCHELL** (38 PTS, career-high 12 AST, 8 3FGM), **KEVIN LOVE** (season-high 29 points, 8 REB, career-high tying 8 3FGM) and **DEAN WADE** (career-high 22 PTS, 6 3FGM) combined for 22 threes.

NO OTHER TRIO IN NBA HISTORY HAD EVER COMBINED FOR 22 THREE-POINTERS OR MORE IN A SINGLE GAME UNTIL LOVE (8), MITCHELL (8) AND WADE (6) ACCOMPLISHED THIS FEAT.

MOST 3FGM IN A SINGLE GAME IN CAVS HISTORY (REG. SEASON)	
DATE/OPPONENT	3FGM
3/3/17 at ATL	25
10/30/22 vs. NYK	23
12/26/21 vs. TOR	22

- TWO TEAMMATES WITH 8 THREES APIECE:** It was just the **2nd time in NBA history** that two teammates each made 8+ triples in a game (Zach LaVine – 9 3FGM and Coby White – 8 3FGM on Feb. 10, 2021 vs. NOP).
- THREE TEAMMATES WITH 6 THREES APIECE:** It was just the **2nd time in NBA history** that three teammates each made 6+ triples in a game (1/7/2019: Houston – P.J. Tucker 7, Gerald Green 6 and James Harden 6).

SPIDA AND VERT GO FOR 41: In Cleveland's 132-123 overtime win at Boston on Oct. 28, **DONOVAN MITCHELL (41 PTS)** and **CARIS LEVERT (41 PTS)** combined for **82 points**, while setting numerous historical achievements in the victory.

- 2ND CAVS TEAMMATES EVER TO DO IT!:** Mitchell and LeVert joined Kyrie Irving and LeBron James (Game 5, 2016 NBA Finals) as the only pair of teammates in Cavaliers history to each record 40+ points in a game (regular season or Playoffs).
- MOST POINTS BY A CAVS BACKCOURT EVER!:** Mitchell and LeVert, the starting backcourt, combined for **82 PTS in the win**, the most points scored by a Cavs backcourt in any regular season game in franchise history.

MOST POINTS SCORED BY A CAVS BACKCOURT		
POINTS	CAVS STARTING BACKCOURT	DATE
82	Donovan Mitchell (41) & Caris LeVert (41)	10/28/22
75	Darius Garland (41) & Donovan Mitchell (34)	11/18/22
69	Larry Hughes (40) & LeBron James (29)	2/11/08



41 POINTS APIECE

OCT. 28 AT BOSTON

- 2ND NBA BACKCOURT TO SCORE 40 APIECE SINCE 1970!:** It marked just the **2nd time since 1970-71** that both starting backcourt players for any NBA team scored 40 points apiece in a regular season game (12/13/83, Detroit's Isiah Thomas-47 and John Long-41).

JERSEY NUMBERS: Here's a breakdown of the Cavaliers' 2022-23 record by jersey.

White: 10-10

Wine: 10-3

Black: 5-3

City: 3-2



RECENT TRANSACTIONS:

10/17/22 – The Cavaliers signed forward Mamadi Diakite to a Two-Way contract.

10/15/22 – The Cavaliers exercised the third-year (2023-24) contract option on Evan Mobley and the fourth-year (2023-24) contract option on Isaac Okoro; also waived Sharife Cooper, Mamadi Diakite, Nate Hinton, R.J. Nembhard and Jamorko Pickett.

9/27/22 – The Cavaliers signed forward Dean Wade to a multi-year contract extension.

9/26/22 – The Cavaliers added forwards Mamadi Diakite and Jamorko Pickett and guards Nate Hinton and Sharife Cooper to their 2022 training camp roster.

9/3/22 – The Cavaliers acquired NBA All-Star guard Donovan Mitchell in a trade with the Utah Jazz; In exchange, Cleveland sent guard Collin Sexton (via sign and trade), forward Lauri Markkanen, guard Ochai Agbaji and three future unprotected first round draft picks (2025, 2027, 2029) to Utah, while also agreeing to pick swaps in 2026 and 2028.

7/9/22 – The Cavaliers signed guard Darius Garland to a multi-year contract extension.

7/8/22 – The Cavaliers signed guard Ricky Rubio, center Robin Lopez and guard Raul Neto.

7/3/22 – The Cavaliers signed guard R.J. Nembhard to a Two-Way contract.

7/2/22 – The Cavaliers signed 2022 NBA Draft picks Ochai Agbaji and Isaiah Mobley (Two-Way).

6/28/22 – The Cavaliers extended a qualifying offer to guard Collin Sexton and a Two-Way contract qualifying offer to guard R.J. Nembhard.

6/24/22 – The Cavaliers selected guard Ochai Agbaji from the University of Kansas with the 14th overall pick in the 2022 NBA Draft; also selected center Khalifa Diop with the 39th pick out of Senegal, forward Isaiah Mobley with the 49th pick out of USC and forward Luke Travers with the 56th pick out of Australia.

CAVALIERS OFF THE COURT NOTES

CAVALIERS SEASON OF GIVING:



CAVALIERS COACHES AND PLAYERS DELIVER SMILES AND GIFTS TO PATIENTS AT CLEVELAND CLINIC CHILDRENS: 'Tis the season to spread holiday cheer and that's exactly what the Cleveland Cavaliers did on Tuesday, December 20th. The team visited with patients at Cleveland Clinic Children's and went from room-to-room, bringing joy and holiday gifts to the young patients and their families. The annual Holiday Hospital Visit is part of the Cavs Season of Giving, presented by UPS.

THANKFUL FOR ALL HOLIDAY DINNER: The Cleveland Cavaliers 2022 Season of Giving Delivered by UPS tipped off on Thursday, November 17th with their "Thankful for ALL" holiday dinner at Rocket Mortgage FieldHouse for families that are part of Cleveland Metropolitan School District's Project ACT. The surprise

hosts for the evening were Cavs players **Isaac Okoro** and **Lamar Stevens** who were also joined by head coach **J.B. Bickerstaff**, assistant coach **Luke Walton** and members of the front office and senior leadership team who served the 150 special guests the traditional Thanksgiving meal of turkey with all the fixings.



Stevens (pictured right) also partnered with The Light Center Recovery and several other organizations locally to serve the Akron, OH area by giving out over 150 turkeys and providing an early Thanksgiving dinner for 100+ members of the community at the Ed Davis Community Center in Akron on November 19th.

JARRETT ALLEN – MEALS & MATH: Cavs center Jarrett Allen hosted his sixth annual Meals + Math Thanksgiving event on November 17. The budgeting event provided 25 kids from a local Cleveland elementary school and their families with Thanksgiving groceries while simultaneously teaching kids about math and budgeting.



With support from Giant Eagle, Allen gave each participant a sample grocery list, calculator, and budget of \$100 (in the form of a Giant Eagle gift card). Allen joined volunteers from the Cavs to help the participants calculate costs and budget their meals. In conjunction with this event, Allen also partnered with Microsoft to provide each student with a Surface Tablet and with Beats by Dre to provide EP headphones. Participants also received items for the Cavs and the NBA.

DARIUS GARLAND TURKEY DRIVE: Cavs guard Darius Garland organized a turkey and Thanksgiving meal giveaway on November 17 at Warrensville Heights High School where he gave away more than 250 turkeys and Thanksgiving meals to the community.



CAVALIERS SURPRISE VISIT TO GIANT EAGLE: As part of the season of giving, Evan Mobley, Darius Garland and Donovan Mitchell gave Clevelanders a surprise visit to a local Giant Eagle and were joined by their families to ring up holiday shoppers and take care of the check as part of our annual Season of Giving.

DYLAN WINDLER PROVIDES TARGET SHOPPING SPREE: Cavs forward Dylan Windler surprised 15 single moms and their kids from The Haven Home (an organization that compassionately serves under-resourced women and their children by empowering sustainable independence) with a Target shopping trip in December for the holidays. The families got to pick out gifts and to make their list and check it twice. Each family also left with a little surprise to be sure their holiday cheer didn't stop there!

IMPACTING YOUTH OFF THE COURT:

DONOVAN MITCHELL & YMCA OF GREATER CLEVELAND: Mitchell in the month of December donated Adidas clothing and apparel to the YMCA of Greater Cleveland during a family night event to help provide some winter essentials to the community.

KEVIN LOVE | WORLD MENTAL HEALTH DAY: Hundreds gathered at Rocket Mortgage FieldHouse on October 10th for World Mental Health Day for a multi-school district mental health and safety summit, hosted by the Kevin Love Fund. The kids and teachers in attendance from across Greater Cleveland were surprised by Kevin Love himself at the event where he talked to the crowd for 15 minutes sharing his thoughts on mental health and his mental health journey.

DARIUS GARLAND & OTHER CLEVELAND ATHLETES PROMOTE THE BOYS & GIRLS CLUB: To help promote the Boys & Girls Clubs of Northeast Ohio and their efforts to increase the number of kids it serves, Darius Garland along with Myles Garrett and Kareem Hunt of the Cleveland Browns and United States Olympian (Cleveland native) Katie Nageotte contributed to a fight song for Cleveland called “The Land”, which served as a rallying effort to try and help double the number of kids the Boys & Girls Clubs of Northeast Ohio serves by 2025. It was released on December 21st and hit close to home for Garland who went to the Boys & Girls Club growing up as a child.



RICKY RUBIO | ONE MONTH ONE CAUSE

Once a month In order to encourage and support the work of social organizations in Cleveland, the Ricky Rubio Foundation promotes One Month One Cause which proposes to invite, once a month, a community entity to a Cavaliers game.



This project provides 30 tickets to a representative of the organization to dispose of them and extend the invitation to whomever he or she deems appropriate. Once the game is over, the representative will take a picture with Ricky Rubio on the field.

With this initiative, The Ricky Rubio Foundation pursues multiple objectives. To promote social values, promote social participation, raise awareness among Cavaliers stakeholders and raise awareness about different social issues.

RICKY RUBIO | BOYS HOPE GIRLS HOPE: During the month of December, Ricky Rubio used his one month one cause program to showcase and support Boys Hope Girls Hope of Northeast Ohio. They are an organization that seek to nurture and guide motivated young people in need to become well-educated and career-ready men and women for others. Rubio helped support and showcase their efforts in providing dynamic family-like environments, goal setting and mentoring, as well as emotional, social, and spiritual support for young people in the USA and Latin America.

Rubio has also partnered with other organizations like Prayers for Maria, American Cancer Society, A Breathe of Hope, Special Olympics Ohio, Volunteers of America, LUNgevity Foundation and more.



#31 Jarrett Allen

Center - 6-11 - 248lbs - 04/21/1998 - Texas/USA

6th Year Pro

PERSONAL: Is the son of Leonard and Cheryl Allen...has one older brother, Leonard II...father, Leonard, played basketball at San Diego State (1982-85); he was selected by the Dallas Mavericks in the third round of the 1985 NBA Draft (50th overall pick) and played professionally in Europe...won a gold medal with the USA U18 National Team at the FIBA Americas U18 Championship in July 2016 in Valdivia, Chile...attended St. Stephen's Episcopal HS in Austin, Texas...is interested in computers.

	GP	GS	PPG	RPG	APG	SPG	BPG	MPG	FG%	3FG%	FT%		2022-23 HIGHS	CAREER HIGHS
2022-23	39	39	13.9	9.8	1.7	0.77	1.21	33.2	.631	.000	.714	PTS	24 4 times	29 at CHA 2/4/22
Career	380	315	11.8	8.8	1.4	0.57	1.35	27.3	.627	.176	.700	FGM	11 3 times	13 at WAS 12/3/21
	POINTS				REB	AST	BLK	STL						
	10+	20+	30+		10+	10+	3+	3+	DBL-DBL					
2022-23	28	10	--		21	--	3	1	17		--			
Career	240	42	--		163	--	52	4	132		--			

RECENT GAMES													
OPPONENT	W/L	MIN	FG-A	3P-A	FT-A	OR	DR	TR	A	PF	ST	TO	BS
1/18 at MEM	L	36:13	6-9	0-0	2-5	5	3	8	0	4	0	2	2
1/16 vs. NOP	W	37:04	9-12	0-0	6-6	7	4	11	5	2	2	1	1
1/14 at MIN	L	34:10	8-10	0-0	3-3	2	6	8	2	3	0	3	2
1/12 at POR	W	38:45	11-17	0-1	2-2	2	8	10	6	3	1	0	0
1/10 at UTA	L	6:45	0-0	0-0	0-0	0	0	0	1	2	0	0	0

Injury List — Missed 1 game due to Left Ankle; Soreness (11/13); Missed 1 game due to Illness; Non-Covid Related (11/16); Missed 4 games due to Low Back; Contusion (11/27, 11/28, 12/2, 12/4); Missed 1 game due to Back; Contusion (11/30)

NOTES:

- Contributed his 17th double-double of the season with 24 points on 9-12 (.750) shooting from the field, a team-high 11 rebounds, five assists, two steals and one block in 37 minutes. Allen scored 18 of his points in the 2nd half on 6-7 (.857) shooting from the field, marking his highest scoring total in the 2nd half this season.
- Contributed his 16th double-double of the season with a season-high tying 24 points on 11-17 (.647) shooting from the field, a team-high 10 rebounds, six assists and one steal in 39 minutes on Jan. 12 at POR. It was the fifth time in his career with 6+ assists and his first career game with 20+ PTS, 10+ REB and 5+ AST.
- Recorded his 14th double-double of the season with 19 points on 8-11 (.727) shooting from the field, a game-high 14 rebounds, one steal and one block in 38 minutes on Dec. 29 at IND. His lone blocked of the game was his 500th career blocked shot.
- Chipped in his 11th double-double of the season with 21 points on 7-9 (.778) shooting from the field, 11 rebounds, one steal and one block in 37 minutes of play on Dec. 10 vs. OKC. He also recorded his 1,000th career offensive rebound and 200th career steal in the game.
- Chipped in 24 points on 11-14 (.785) shooting from the field, 11 rebounds, three steals and one block in 38 minutes on Dec. 6 vs. LAL.
- Tallied his second 20-10 game of the season with a season-high 24 PTS on 10-12 (.833) shooting from the field, a game-high 13 REB, 2 AST and 1 STL in 36 MIN of play on Nov. 23 vs. POR.
- Contributed his eighth double-double of the season with 20 points on 8-11 (.727) shooting from the field, 12 rebounds and a season-high four blocks in a career-high 46 minutes of play on Nov. 18 vs. CHA.
- Recorded 10 PTS, a game-high 20 REB, 3 AST and a game-high 2 BLK in 33 MIN on Nov. 7 at LAC. It was the 4th time in his career he grabbed 20+ REB.
- Chipped in 23 PTS on 11-16 (.688), 7 REB and 2 BLK in 32 MIN on Nov. 4 at DET.



#21 Mamadi Diakite

Forward - 6-9 - 224lbs - 01/21/1997 - Virginia/Guinea

3rd Year Pro

PERSONAL: Was born in Conakry, Guinea to Aboubacar Sidiki Diakite and Aminata Kaba...attended Blue Ridge School in Saint George, Virginia...NBA Champion (2021, Bucks)...NBA G League Champion (2021, Lakeland Magic)...All-NBA G League First Team (2021)...NBA G League All-Defensive Team (2021)...NBA G League All-Rookie Team (2021)...NCAA Champion (2019).

	GP	GS	PPG	RPG	APG	SPG	BPG	MPG	FG%	3FG%	FT%		2022-23 HIGHS	CAREER HIGHS
2022-23	13	2	2.0	0.8	0.2	0.15	0.38	6.8	.478	.308	.000	PTS	6 vs. PHI 11/30/22	13 at CHI 5/16/21
Career	40	6	3.2	2.6	0.3	0.33	0.48	10.4	.473	.192	.680	FGM	2 4 times	4 5 times
	POINTS				REB	AST	BLK	STL						
	10+	20+	30+		10+	10+	3+	3+	DBL-DBL					
2022-23	--	--	--		--	--	--	--	--		--			
Career	3	--	--		1	--	1	--	--		--			

RECENT GAMES													
OPPONENT	W/L	MIN	FG-A	3P-A	FT-A	OR	DR	TR	A	PF	ST	TO	BS
1/18 at MEM	L												
1/16 vs. NOP	W												
1/14 at MIN	L												
1/12 at POR	W												
1/10 at UTA	L												

I - NWT — 1 on the season.; I - GLTW — 18 on the season.; I - P — 1 on the season.

NOTES:

- 2021-22: Appeared in 13 games (three starts) for Oklahoma City, averaging 4.3 points and 4.5 rebounds in 14.5 minutes
- Scored a season-high 12 points to go with eight rebounds and three blocks in 30 minutes at Portland on Feb. 4, 2022
- Grabbed a career-best 10 rebounds at Dallas on Feb. 2, 2022





#10 Darius Garland

Guard • 6-1 • 186lbs • 01/26/2000 • Vanderbilt/USA

4th Year Pro

PERSONAL: Father, Winston, played seven NBA seasons...both of his grandfathers served in the U.S. Army....played on AAU team Bradley Beal Elite and has developed relationship with Wizards All-Star Beal...averaged 28.6 points and shot 59.7 percent as a senior for Brentwood Academy...won a record-tying four state championships...second player in Tennessee history to win three consecutive Mr. Basketball awards, joining Brandon Wright.

	GP	GS	PPG	RPG	APG	SPG	BPG	MPG	FG%	3FG%	FT%
2022-23	37	37	21.5	2.9	8.0	1.19	0.14	36.0	.447	.401	.864
Career	218	214	18.1	2.6	6.6	1.11	0.10	33.8	.444	.382	.873

	POINTS	10+	20+	30+	REB	10+	AST	10+	BLK	3+	STL	3+	DBL-DBL	TPL-DBL
2022-23	35	35	20	4	--	11	--	4	11	--	--	--	11	--
Career	193	193	88	12	1	47	--	18	47	--	1	--	47	1

RECENT GAMES

OPPONENT	W/L	MIN	FG-A	3P-A	FT-A	OR	DR	TR	A	PF	ST	TO	BS	PTS
1/18 at MEM	L	38:43	7-17	5-11	5-6	0	5	5	14	3	2	2	0	24
1/16 vs. NOP	W	40:26	9-22	5-10	7-7	2	4	6	11	2	1	2	0	30
1/14 at MIN	L	34:38	6-11	1-3	2-2	0	3	3	4	2	0	4	0	15
1/12 at POR	W	33:11	5-12	2-3	8-10	0	2	2	10	4	0	4	0	20
1/10 at UTA	L	38:23	8-18	1-4	4-4	0	5	5	6	3	0	4	0	21

Injury List — Missed 3 games due to Left Eye Laceration (10/22, 10/23, 10/26); Missed 2 games due to Left Eye; Laceration (10/28, 10/30); Missed 1 game due to Left Knee; Sprain (11/4); Missed 3 games due to Right Thumb; Sprain (12/31, 1/2, 1/4)

NOTES:

- Tallied his 10th double-double of the season with a game-high 30 points, including shooting 5-10 (.500) from beyond the arc, a game-high 11 assists, six rebounds and one steal in 40 minutes on Jan. 16 vs. NOP. It was the first time in his career recording 30+ points, 10+ assists and 5+ rebounds. Garland scored 25 of his points in the second half on 7-14 (.500) shooting from the field and 4-6 (.667) shooting from beyond the arc, marking the fourth time in his career with 25+ points in a half.
- Finished with a game-high 46 points on 14-20 (.700), including 5-7 (.714) shooting from beyond the arc, a team-high eight assists, three rebounds and one steal in 40 minutes of play on Dec. 26 vs. BKN. He also made a season-high 13 free throws, the second-highest free throw makes in his career (15 FTM on March 11, 2022 at MIA). It was his fourth career 40-point game. Garland became just the third player in Cavaliers history to finish with 40+ PTS, 8+ AST and a .700+ FG%, joining LeBron James and Ron Harper. He is just the 10th player in NBA history to finish with 40+ PTS, 8+ AST and 5+ 3FGM on .700+ FG% in a game.
- Tallied a game-high 41 points on 16-26 (.615) shooting from the field, a game-high tying six assists, a career-high five steals and one block in a career-high 48 minutes. Garland became the second Cavs player in team history to record 40+ PTS, 5+ AST and 5+ STL (LeBron James – 47 PTS, 8 AST, 5 STL on Feb. 6, 2010 vs. NYK).
- Finished with a **career-high 51 points** on 16-30 (.533) shooting from the field, including 10-14 (.714) shooting from beyond the arc, a team-high six assists, two rebounds and one steal in 40 minutes on Nov. 13 vs. MIN. **His 10 three-pointers were a career-high** and he became the third Cavs player in team history with 10+ threes in a game (Kyrie Irving, 11-19 3FG on Jan. 28, 2015 vs. POR and C.J. Miles, 10-14 3FG on Jan. 7, 2014 vs. PHI). Garland scored a career-high 27 of his points in the 4th quarter, including 6-10 (.600) shooting from beyond the arc, marking the 2nd time scoring 20+ points in a quarter for his career. **His 27 fourth quarter points were the most points in a 4th quarter in team history** and the 2nd-most points in any quarter by a Cavs player in team history (Kevin Love, 34 PTS in 1st. Q on Nov. 23, 2016).



#3 Caris LeVert

Guard • 6-6 • 205lbs • 08/25/1994 • Michigan/USA

7th Year Pro

PERSONAL: Mother is Kim LeVert...Has a brother, Darryl...would like to become a basketball coach after his playing career is over...played football and tennis growing up, in addition to basketball...favorite restaurant is Chipotle...Lists He Got Game as his favorite movie and Power as his favorite television show...Allen Iverson was his favorite basketball player growing up...Lists juggling as his off-court hidden talent...favorite athlete in another sport is Usain Bolt.

	GP	GS	PPG	RPG	APG	SPG	BPG	MPG	FG%	3FG%	FT%
2022-23	42	21	12.5	4.0	3.7	0.79	0.19	31.1	.418	.362	.730
Career	360	201	14.4	3.9	3.9	1.04	0.32	28.0	.435	.336	.736

	POINTS	10+	20+	30+	REB	10+	AST	10+	BLK	3+	STL	3+	DBL-DBL	TPL-DBL
2022-23	27	27	10	1	1	--	--	2	1	--	--	--	1	--
Career	254	254	86	16	4	10	6	32	13	--	1	--	32	1

RECENT GAMES

OPPONENT	W/L	MIN	FG-A	3P-A	FT-A	OR	DR	TR	A	PF	ST	TO	BS	PTS
1/18 at MEM	L	41:30	9-19	4-7	1-1	0	4	4	6	0	1	4	1	23
1/16 vs. NOP	W	15:18	3-5	0-1	2-5	0	0	0	2	2	0	2	0	8
1/14 at MIN	L	31:13	4-8	0-2	4-4	0	4	4	3	1	1	2	0	12
1/12 at POR	W	30:31	2-7	0-2	0-0	2	2	4	3	1	0	2	0	4
1/10 at UTA	L	36:50	5-11	1-4	1-3	1	4	5	2	4	0	0	1	12

Injury List — Missed 4 games due to Left Ankle; Sprain (11/21, 11/23, 11/25, 11/27)

NOTES:

- Chipped in a game-high 23 points on 10-19 (.526) shooting from the field, seven rebounds, four assists and one steal in 37 minutes on Dec. 31 at CHI.
- Tallied a team-high 22 points, including shooting 4-9 (.444) from beyond the arc, four rebounds and four assists in 38 minutes of play on Dec. 10 vs. OKC.
- Chipped in a team-high 22 points, six rebounds and a team-high tying six assists in 37 minutes on Dec. 9 vs. SAC. It was his 11th career game with 20+ PTS, 6+ REB and 6+ AST.
- Recorded a game-high 22 points on 8-11 (.727) shooting from the field, including 3-4 (.750) shooting from beyond the arc, six rebounds, four assists and one steal in 33 minutes off the bench on Nov. 30 vs. PHI. It was his highest shooting percentage of the season.
- Tallied his first double-double of the season with 21 points, a game-high 10 rebounds, six assists and two steals in 38 minutes on Nov. 9 at SAC. It was the fourth time in his career grabbing 10+ rebounds.
- Finished with 41 points, including shooting 11-12 (.916) from the charity stripe, seven assists, four rebounds, and three steals in 43 minutes on Oct. 28 at BOS. LeVert's 42 points are the most he has scored since joining the Cavaliers last season and it was the fourth game of his career with 40+ points. LeVert joined Donovan Mitchell (41 PTS) as the first pair of Cavaliers teammates with 40+ points in a regular season game in franchise history.





#33 Robin Lopez

Center - 7-0 - 280lbs - 04/01/1988 - Stanford/USA

15th Year Pro

PERSONAL: Full name is Robin Byron Lopez...mother, Deborah Ledford, was a collegiate swimmer at Stanford, ranked second in the world in the 400 individual medley, and tried out for the 1968 U.S. Olympic team...In addition to his twin brother, Brook, who he played with at Stanford and is also a 15-year NBA veteran, has two other brothers, Alexander and Christopher, and one sister, Ursula Richardson.

	GP	GS	PPG	RPG	APG	SPG	BPG	MPG	FG%	3FG%	FT%		2022-23 HIGHS	CAREER HIGHS
2022-23	25	1	3.0	1.5	0.4	0.04	0.12	8.6	.640	1.000	.714	PTS	12 at CHI 10/22/22	30 vs. LAC 2/26/10
Career	964	604	8.6	4.8	0.8	0.23	1.08	21.6	.537	.298	.742	FGM	6 at CHI 10/22/22	13 vs. LAC 2/26/10
	POINTS				REB	AST	BLK	STL						
	10+	20+	30+		10+	10+	3+	3+	DBL-DBL		TPL-DBL			
2022-23	1	--	--	--	--	--	--	--	--	--	--			
Career	405	42	1	100	1	116	1	84	--	--	--			

RECENT GAMES													
OPPONENT	W/L	MIN	FG-A	3P-A	FT-A	OR	DR	TR	A	PF	ST	TO	BS
1/18 at MEM	L												
1/16 vs. NOP	W												
1/14 at MIN	L												
1/12 at POR	W												
1/10 at UTA	L												

Injury List — Missed 2 games due to Illness (12/26, 12/29)

NOTES:

- Contributed 12 points on 6-7 (.857) shooting from the field, three rebounds and two blocks in 16 minutes off the bench on Oct. 22 at CHI.
- 2021-22:** Played in 36 games (nine starts), averaging 7.1 points and 3.5 rebounds in 17.0 minutes with Orlando. Scored 10+ points on 11 occasions and 20+ points on one occasion.
- Recorded three double-doubles last season and recorded a season-high 20 points, 10 rebounds, four assists and one block in 38 minutes on Dec. 18, 2021 at Brooklyn.
- Finished with a career-high 11 assists on Dec. 22, 2021, recording five more assists than his previous career-high.



#0 Kevin Love

Forward - 6-8 - 247lbs - 09/07/1988 - UCLA/USA

15th Year Pro

PERSONAL: Son of Stan and Karen Love...father, Stan, played with the L.A. Lakers and Washington Bullets...uncle Mike Love is the lead singer of the Beach Boys...launched the Kevin Love Fund in 2018 to inspire people to work on their physical and mental well-being...member of the UCLA Athletic Hall of Fame Class of 2020...in June 2020, was awarded the Arthur Ashe Courage Award during the 2020 ESPYs...donated \$100K through his foundation to help support Cavs and RMFH staff affected by the halt in play.

	GP	GS	PPG	RPG	APG	SPG	BPG	MPG	FG%	3FG%	FT%		2022-23 HIGHS	CAREER HIGHS
2022-23	38	3	8.7	7.1	1.9	0.18	0.18	20.3	.382	.346	.887	PTS	29 vs. NYK 10/30/22	51 at OKC 3/23/12
Career	850	662	17.2	10.5	2.3	0.63	0.41	30.4	.439	.372	.830	FGM	9 vs. NYK 10/30/22	16 at OKC 3/23/12
	POINTS				REB	AST	BLK	STL						
	10+	20+	30+		10+	10+	3+	3+	DBL-DBL		TPL-DBL			
2022-23	12	3	--	5	1	--	--	--	5	--	--			
Career	692	319	72	492	4	13	27	461	--	--	--			

RECENT GAMES													
OPPONENT	W/L	MIN	FG-A	3P-A	FT-A	OR	DR	TR	A	PF	ST	TO	BS
1/18 at MEM	L	9:09	1-6	1-5	3-3	0	1	1	0	0	0	0	6
1/16 vs. NOP	W	15:34	1-7	0-4	2-2	2	6	8	3	2	0	2	4
1/14 at MIN	L	20:04	2-7	2-4	0-0	2	6	8	2	2	0	2	6
1/12 at POR	W	15:02	0-4	0-2	0-0	1	5	6	0	0	0	0	0
1/10 at UTA	L	18:21	3-12	0-4	0-0	3	6	9	1	1	0	0	6

Injury List — Missed 6 games due to Right Thumb; Fracture (11/20, 11/23, 11/25, 11/27, 11/28, 11/30); Missed 3 games due to Low Back; Soreness (12/9, 12/10, 12/12)

NOTES:

- Recorded his fifth double-double of the season with 12 points and a season-high 17 rebounds in a season-high 38 minutes of play on Jan. 2 vs. CHI.
- Finished with 20 points, including 5-11 (.454) shooting from beyond the arc, nine rebounds, one steal and one block in 34 minutes during his second start of the season on Dec. 31 at CHI.
- Tallied his fourth double-double of the season with 11 points on 4-7 (.571) shooting from the field, 11 rebounds, three assists and one steal in 23 minutes off the bench on Dec. 2 vs. ORL.
- In a win at Detroit on Nov. 4, Love (21 PTS, 10 AST, 8 REB) became the FIRST player in Cavaliers history to record 20+ PTS, 10+ AST and 8+ REB off the bench. Love's time-on-court (23:26) was the lowest of any NBA player in the shot clock era (1954-55) to hit those minimums. (Elias)
- Chipped in a season-high 29 points while shooting 8-13 (.615) from beyond the arc and eight rebounds in 22 minutes off the bench on Oct. 30 vs. NYK. Love scored 18 PTS on 5-7 (.714) shooting from beyond the arc in the fourth quarter, his most triples in a final frame in his career. Love's 8 three pointers tied his career high for triples in a game (five times). His 29 points were also his third-highest scoring total off the bench for his career.
- Recorded a double-double with 15 points on 5-6 (.833 3FG%) shooting from beyond the arc, a game high 12 rebounds and four assists in 23 minutes off the bench on Oct. 22 at CHI.
- 2021-22:** Appeared in a team-high 74 games (four starts) with Cleveland, averaging 13.6 points, 7.2 rebounds and 2.2 assists in 22.5 minutes. Finished the season as runner-up for the NBA's Sixth Man of the Year award.





#45 Donovan Mitchell

Guard • 6-3 • 215lbs • 09/07/1996 • Louisville/USA

6th Year Pro

PERSONAL: Son of Nicole and Donovan Mitchell, Sr...Has one younger sister (Jordan)...Nickname is Spida...Best moment of his athletic career to date was his high-flying dunk at the Elite 24 game...Has a signature shoe line with adidas...his favorite musical artists is Jay Z and he can play the drums and saxophone...Mitchell majored in communications in college at Louisville and his favorite NFL player is former Louisville quarterback, Lamar Jackson...Follow him on twitter @spidamitchell.

	GP	GS	PPG	RPG	APG	SPG	BPG	MPG	FG%	3FG%	FT%		2022-23 HIGHS	CAREER HIGHS
2022-23	40	40	28.4	3.9	4.8	1.43	0.35	36.1	.484	.395	.869	PTS	71 vs. CHI 1/2/23	71 vs. CHI 1/2/23
Career	385	377	24.3	4.1	4.5	1.30	0.29	34.0	.445	.365	.838	FGM	22 vs. CHI 1/2/23	22 vs. CHI 1/2/23
	POINTS				REB	AST	BLK	STL						
	10+	20+	30+		10+	10+	3+	3+	DBL-DBL					
2022-23	39	31	18		1	2	--	6	3		--			
Career	368	276	104		4	6	--	56	10		--			

RECENT GAMES													
OPPONENT	W/L	MIN	FG-A	3P-A	FT-A	OR	DR	TR	A	PF	ST	TO	BS
1/18 at MEM	L					Inactive - Injury							
1/16 vs. NOP	W	21:49	3-9	2-6	3-3	0	1	1	0	1	0	4	1
1/14 at MIN	L	36:46	5-16	2-9	2-4	1	2	3	6	1	0	2	0
1/12 at POR	W	35:38	11-23	2-8	2-4	1	4	5	5	2	2	3	0
1/10 at UTA	L	36:12	14-27	7-18	11-11	1	4	5	6	0	3	0	0

Injury List — Missed 1 game due to Left Ankle; Sprain (11/4); Missed 1 game due to Right Ankle; Strain (11/13); Missed 3 games due to Right Lower Leg; Soreness (12/9, 12/10, 12/12); Missed 1 game due to Left Groin; Strain (1/18)

NOTES:

- Finished with a game-high 46 PTS on 14-27 (.518) shooting from the field, including 11-11 shooting from the foul line to go with six assists, five rebounds and a game-high three steals in 36 minutes on Jan. 10 at UTA. His 46 points were the second-most points in a players first road game vs. their former team in NBA history.
- Tallied a **CAREER-HIGH 71 points** on 22-34 (.647) shooting from the field, including 7-15 (.466) from beyond the arc and 20-25 (.800) shooting from the free throw line, a game-high 11 assists, eight rebounds and one block in a career-high 50 minutes of play on Jan. 2nd vs. CHI. **He was just the 7th player in NBA HISTORY to record 70+ points in a game** (Wilt Chamberlain, Kobe Bryant, David Thompson, David Robinson, Elgin Baylor and Devin Booker). His 71 points were the most points scored in Cavaliers history, surpassing the previous high of 57 points (LeBron James and Kyrie Irving). **He was the ONLY PLAYER IN NBA HISTORY to record 70+ PTS, 11+ AST and 8+ REB in a game.** No other player in league history has ever recorded 70 points and 10 assists in a game.
- Mitchell recorded 24 of his points in the third quarter, including a perfect 12-12 shooting from the free throw line in the quarter. It was the sixth time in his career with 20+ points in a single quarter. **He was the 4th player in Cavs history with 24+ points in a quarter** (LeBron James, Kevin Love, Darius Garland). He is the first Cavs player to shoot 12-12 or better from the free throw line in a quarter since Zydrunas Ilgauskas shot 12-12 from the charity strip in the fourth quarter on Jan. 27, 2006 at IND. His 24 points in the third quarter was the second-highest scoring total in a quarter by a Cavalier this season (Darius Garland had 27 PTS in the 4th quarter on Nov. 13 vs. MIN).
- Mitchell scored 55 of his 71 points in the second half and overtime**, including 42 PTS in the 2nd half and 13 PTS in overtime (had just 15 PTS at halftime). His 42 PTS in the second half was the most points in any half by a Cavalier in team history.
- Mitchell's 20 FTM and 25 FTA were both career-highs and he is the 2nd Cavaliers player in team history with 20+ free throws made in a game (LeBron James had 24 FTM on March 12, 2006 at MIA).
- Tallied a team-high 36 points, including shooting 15-16 (.937) from the free throw line, six assists, four rebounds, and a team-high tying two steals in 37 minutes on Dec. 21 vs. MIL. Mitchell's 15 made free throws tied his career-high for free throws made in a game.
- Finished with a game-high 41 points on 14-24 (.583) shooting from the field, including 8-15 (.533) shooting from beyond the arc, three assists and one steal in 37 minutes on Dec. 16 vs. IND. He scored 18 of his points in the fourth quarter on 5-6 (.833) shooting from the field. It was his season-high for points in the 4th quarter.
- Recorded a game-high 43 points, including 4-8 (.500) shooting from beyond the arc, six rebounds, five assists and a game-high four steals in 40 minutes on Dec. 6 vs. LAL. Mitchell was the 3rd player in Cavs history with 40+ PTS, 5+ REB, 5+ AST and 4+ STL.
- Finished with a game-high 34 points on 12-21 (.571) shooting from the field, including 7-11 (.636) shooting from beyond the arc, one steal and one block in 37 minutes on Dec. 2 vs. ORL. He scored 16 of his points in the first quarter on 6-8 (.750) shooting from the field, including 3-5 (.600) shooting from beyond the arc. His 16 points were tied for his most points in an opening quarter this season (16 PTS in 1st Q on Nov. 16 at MIL).
- Chipped in a near triple-double with 29 points on 10-20 (.500) shooting from the field, 10 rebounds, nine assists, two steals and one block in 37 MIN on Nov. 11 at GSW.
- Recorded a game-high 38 points on 16-28 (.571) shooting from the field, five rebounds, four assists and one steal in 39 minutes on Nov. 9 at SAC. He recorded his 1,000th career 3FGM in the game, becoming the 2nd fastest NBA player in history to reach 1,000 3FGM.
- Finished with his first double-double of the season, contributing a game-high 38 points on 12-20 (.600) shooting from the field, including 8-13 (.615) shooting from beyond the arc, a career-high 12 assists, three rebounds, two blocks and one steal in 37 minutes on Oct. 30 vs. NYK. It is Mitchell's second career game with 30+ points and 10+ assists (37 PTS, 10 AST on March 2, 2022 at HOU).
- Recorded a game-high tying 41 points on 15-26 (.576) from the field, including 5-9 (.556) from beyond the arc, four rebounds, three assists and one steal in 46 minutes of play on Oct. 28 at BOS. It was Mitchell's 10th career game with 40+ points (first with Cleveland) and he joined Caris LeVert (41 PTS) as the first pair of Cavaliers teammates with 40+ points in a regular season game in franchise history.
- Recorded a game-high 37 points, a team-high tying four assists, five rebounds, a game-high three steals and one block in 44 minutes on Oct. 23 vs. WAS. It was his 3rd consecutive game with 30+ points, becoming just the 3rd player in NBA HISTORY to record 30+ points in his first three games with a new team (Wilt Chamberlain, eight straight in 1959-60 with PHI and Glenn Robinson, three straight in 2002-03 with ATL).
- Tallied a game high 32 points, nine rebounds, eight assists and one steal in 35 minutes on Oct. 22 at CHI. He became the 1st Cavs player ever to open a season with back-to-back 30-point games.
- Recorded a game-high 31 PTS in 35 MIN during his Cavaliers debut on Oct. 19 at TOR. **His 31 PTS were tied for the most EVER by a player in his Cavs debut (Ron Brewer, 31 PTS in debut on Dec. 26, 1981 vs. MIL).**





#4 Evan Mobley

Forward/Center • 7-0 • 215lbs • 06/18/2001 • USC/USA

2nd Year Pro

PERSONAL: In addition to being teammates now on the Cavs, played with his brother, Isaiah, at USC in 2020-21...father, Eric, is an assistant coach at USC and played professionally overseas...has an extensive sneaker collection...first sport was soccer, which helped with his footwork...attended Rancho Christian High School in Temecula, California, where he averaged 20.5 points, 12.2 rebounds, 5.2 blocks and 4.6 assists during his senior season and was named the 2019-20 Morgan Wooten National High School Player of the Year...was a 2020 McDonald's All-American, a two-time California Gatorade Player of the Year and a 2020 Naismith Player of the Year finalist...won gold medals with USA Basketball at the 2019 FIBA U-19 World Cup and 2018 FIBA U-17 World Cup.

	GP	GS	PPG	RPG	APG	SPG	BPG	MPG	FG%	3FG%	FT%		2022-23 HIGHS	CAREER HIGHS
2022-23	44	44	14.5	8.9	2.7	0.75	1.30	34.0	.557	.191	.685	PTS	26 at LAC 11/7/22	30 vs. LAC 3/14/22
Career	113	113	14.8	8.5	2.6	0.79	1.52	33.9	.526	.230	.671	FGM	12 at LAC 11/7/22	13 vs. LAC 3/14/22
	POINTS				REB	AST	BLK	STL						
	10+	20+	30+		10+	10+	3+	3+	DBL-DBL		TPL-DBL			
2022-23	38	7	--		14	--	5	1	12		--			
Career	95	19	1		36	--	21	3	33		--			

RECENT GAMES

OPPONENT	W/L	MIN	FG-A	3P-A	FT-A	OR	DR	TR	A	PF	ST	TO	BS	PTS
1/18 at MEM	L	38:51	9-15	0-1	0-2	4	11	15	3	2	1	6	2	18
1/16 vs. NOP	W	39:43	8-10	0-0	3-4	1	7	8	0	2	0	2	1	19
1/14 at MIN	L	31:30	6-11	0-2	7-8	2	6	8	1	3	0	3	0	19
1/12 at POR	W	24:57	6-12	0-1	5-6	5	3	8	3	4	1	0	1	17
1/10 at UTA	L	37:03	5-8	0-0	2-4	1	6	7	1	6	1	0	4	12

Injury List — Missed 2 games due to Right Ankle; Soreness (12/31, 1/2)

NOTES:

- Recorded his 10th double-double of the season with 21 points on 8-14 (.571) shooting from the field, a team-high 12 rebounds and three assists in 37 minutes on Dec. 10 vs. OKC.
- Chipped in his eighth double-double of the season with 18 points on 9-10 (.900) shooting from the field, a game-high 13 rebounds, four assists, a team-high two blocks and one steal in 38 minutes on Dec. 2 vs. ORL. His .900 FG% was a career-high (min. 5 FGM).
- Recorded 18 points, a game-high 15 rebounds, one steal and two blocks in 33 minutes on Nov. 28 at TOR. It was his 5th career game with 15+ PTS and 15+ REB.
- Tallied his sixth double-double of the season with 20 PTS, a game-high 13 rebounds and one block in 40 minutes on Nov. 27 at DET.
- Finished with his third double-double of the season, chipping in 21 points, a career-high 18 rebounds, five assists, two blocks and one steal in a career-high 45 minutes. It was his first career game with 20+ PTS, 15+ REB and 5+ AST. Mobley became the 9th Cavalier in team history with 20+ PTS, 15+ REB, 5+ AST, 2+ BLK and 1+ STL.
- Recorded a double-double, finishing with 20 points on 8-15 (.533) shooting from the field, a game-high 13 rebounds, four assists and two blocks in 39 minutes on Nov. 12 at GSW.
- Contributed a season-high 26 PTS on 12-18 (.667) shooting from the field and 8 REB in 34 MIN on Nov. 7 at LAC. It was the 5th time in his career scoring 26+ PTS.
- Tallied 11 PTS, 8 REB, a CAREER-HIGH 8 BLK and 2 AST in 30 MIN on Nov. 4 at DET. Mobley became the youngest Cavaliers player to record 8 blocks and just the third Cavs player in team history with 8+ BLK (Hot Rod Williams and Larry Nance).



#15 Isaiah Mobley

Forward • 6-10 • 240lbs • 09/24/1999 • USC/USA

Rookie

PERSONAL: His parents are Eric and Nicol Mobley...averaged 22 points, 13 rebounds, four assists and three blocks at Rancho Christian High School...was the only Californian to play in the 42nd annual McDonald's All-American Game at State Farm Arena in Atlanta...his brother Evan Mobley was an NBA All-Rookie First Team selection for the Cavaliers last season and was selected with the 3rd pick by the Cavaliers in the 2021 NBA Draft.

	GP	GS	PPG	RPG	APG	SPG	BPG	MPG	FG%	3FG%	FT%		2022-23 HIGHS	CAREER HIGHS
2022-23	8	0	1.1	1.4	0.0	0.13	0.00	3.3	.500	.500	.000	PTS	3 at CHI 10/22/22	3 at CHI 10/22/22
Career	8	0	1.1	1.4	0.0	0.13	0.00	3.3	.500	.500	.000	FGM	1 4 times	1 4 times
	POINTS				REB	AST	BLK	STL						
	10+	20+	30+		10+	10+	3+	3+	DBL-DBL		TPL-DBL			
2022-23	--	--	--		--	--	--	--	--		--			
Career	--	--	--		--	--	--	--	--		--			

RECENT GAMES

OPPONENT	W/L	MIN	FG-A	3P-A	FT-A	OR	DR	TR	A	PF	ST	TO	BS	PTS
1/18 at MEM	L													Inactive - G League Two-Way
1/16 vs. NOP	W													Inactive - G League Two-Way
1/14 at MIN	L													Inactive - G League Two-Way
1/12 at POR	W													Inactive - G League Two-Way
1/10 at UTA	L													Inactive - G League Two-Way

I - GLTW — 28 on the season.

NOTES:

- Recorded his first career NBA points with a three-pointer on Oct. 22 at CHI.
- Selected in the second round (49th overall pick) in the 2022 NBA Draft by the Cleveland Cavaliers.
- Last season at University of Southern California, averaged 10.1 points, 7.0 rebounds and 2.0 assists in 34.1 minutes during 32 games (all starts) last season for the Trojans.





#19 Raul Neto

Guard • 6-2 • 180lbs • 05/19/1992 • UCAM Murcia (Spain)/Brazil

8th Year Pro

PERSONAL: Born Raul Togni Neto on May 19, 1992, in Belo Horizonte, Minas Gerais, Brazil...Name is pronounced "Hah-OOL Nett-oh"...Speaks fluent Portuguese, Spanish and English...Says his dad is the biggest influence in his life...If he wasn't a basketball player, he would be an engineer...Lists his favorite food as sushi...Basketball player he most looks up to is Steve Nash...Used his first NBA paycheck to take his brother out to dinner...Follow him on twitter at @RaulTogni.

	GP	GS	PPG	RPG	APG	SPG	BPG	MPG	FG%	3FG%	FT%		2022-23 HIGHS	CAREER HIGHS
2022-23	29	0	3.1	0.9	1.3	0.38	0.03	10.4	.524	.333	.875	PTS	14 vs. PHX 1/4/23	25 at TOR 5/6/21
Career	416	98	5.8	1.5	2.1	0.66	0.07	15.8	.457	.365	.806	FGM	5 vs. PHX 1/4/23	10 vs. ORL 12/27/20
	POINTS				REB	AST	BLK	STL						
	10+	20+	30+		10+	10+	3+	3+	DBL-DBL					
2022-23	2	--	--	--	--	--	--	--	--	--	--			
Career	81	7	--	--	--	1	--	16	--	--	--			

RECENT GAMES														
OPPONENT	W/L	MIN	FG-A	3P-A	FT-A	OR	DR	TR	A	PF	ST	TO	BS	PTS
1/18 at MEM	L	06:52	0-0	0-0	0-0	0	2	2	1	1	0	0	0	0
1/16 vs. NOP	W													
1/14 at MIN	L													
1/12 at POR	W													
1/10 at UTA	L	12:32	1-2	0-1	0-0	0	1	1	0	1	0	0	0	2

Injury List — Missed 1 game due to Right Ankle; Sprain (11/2)

NOTES:

- Tallied a season-high 14 points on 5-7 (.714) shooting from the field, two rebounds, one block and one steal in 21 minutes off the bench on Jan. 4 vs. PHX.
- Chipped in 10 PTS, 5 REB, 5 AST and 2 STL in 24 MIN off the bench in a win on Nov. 4 at DET.
- 2021-22:** Appeared in 70 games (19 starts) for the Washington Wizards, averaging 7.5 points, a career-best 3.1 assists and 1.9 rebounds in 19.6 minutes
- Recorded a season-high 22 points on 9-15 (.600) shooting from the field, nine assists, four rebounds and one steal in 36 minutes on Feb. 25, 2022 vs. San Antonio
- Tallied a season-high 10 assists in 26 minutes on March 21, 2022 at Houston



#35 Isaac Okoro

Guard • 6-6 • 225lbs • 01/26/2001 • Auburn/USA

3rd Year Pro

PERSONAL: Named to the Auburn Athletic Director's Honor Roll after maintaining at least a 3.5 GPA in the fall...son of Godwin and Gloria Okoro...father, Godwin, emigrated from Nigeria to the United States in the 1980s...played at McEachern High School where he had his No. 35 jersey retired...was a four-time all-state selection...led team to 32-0 record and the state title in 2018-19, the first in the school's history...team was ranked No. 1 in the country according to MaxPreps, BlueStar Media and the Prep Circuit Power 50...averaged 19.7 points, 10.1 rebounds, 3.2 assists and 2.7 steals as a senior...named the 2019 AJC Player of the Year...graduated with honors...has three siblings: Michael, Rachel and Ashley.

	GP	GS	PPG	RPG	APG	SPG	BPG	MPG	FG%	3FG%	FT%		2022-23 HIGHS	CAREER HIGHS
2022-23	46	16	5.8	2.5	0.8	0.70	0.39	19.6	.475	.344	.750	PTS	17 at MEM 1/18/23	32 vs. PHX 5/4/21
Career	180	144	8.3	2.9	1.6	0.83	0.36	28.1	.451	.321	.747	FGM	6 at MEM 1/18/23	10 vs. PHX 5/4/21
	POINTS				REB	AST	BLK	STL						
	10+	20+	30+		10+	10+	3+	3+	DBL-DBL					
2022-23	12	--	--	--	--	--	1	2	--	--	--			
Career	73	7	1	1	--	--	2	11	1	--	--			

RECENT GAMES														
OPPONENT	W/L	MIN	FG-A	3P-A	FT-A	OR	DR	TR	A	PF	ST	TO	BS	PTS
1/18 at MEM	L	33:30	6-6	4-4	1-2	0	3	3	1	2	0	1	2	17
1/16 vs. NOP	W	28:40	4-8	2-4	1-2	0	4	4	1	2	1	1	0	11
1/14 at MIN	L	15:24	3-4	2-3	0-0	0	3	3	1	0	3	1	0	8
1/12 at POR	W	29:26	4-4	1-1	2-3	1	4	5	0	3	2	1	0	11
1/10 at UTA	L	17:37	1-3	0-2	2-2	0	2	2	0	3	0	0	0	4

NOTES:

- Finished with 17 points on 6-6 shooting from the field, including 4-4 shooting from beyond the arc, three rebounds and a team-high tying two blocks in 34 minutes on Jan. 18 at MEM. It was his most field goals made without a miss in a single game of his NBA career.
- Tallied 14 points, including 4-6 (.667) shooting from beyond the arc and three rebounds in 23 minutes. His four triples tied his career-high for three-pointers made in a game.
- Recorded a season-high 15 points on 4-6 (.667) shooting from the field, three rebounds, two assists and a career-high tying three blocks in 20 minutes on Dec. 23 vs. TOR.
- Recorded 11 points on 5-7 (.714) shooting from the field, five rebounds, two assists and a game-high tying three steals in 22 minutes off the bench. It was his 10th career game with 3+ steals.
- Chipped in 13 points and four rebounds in 32 minutes off the bench on Nov. 25 at MIL.
- Contributed a season-high 13 points on 4-8 (.500) shooting from the field, four rebounds and two assists in 29 minutes off the bench on Nov. 20 vs. MIA. Okoro scored all 13 of his points in the 1st half on 4-5 (.800) shooting from the field, his most points in a half since scoring 13 PTS in the 1st half on March 4, 2022 at PHI.





#16 Cedi Osman

Forward • 6-7 • 230lbs • 04/08/1995 • Anadolu Efes (Turkey)/Macedonia/Turkey

6th Year Pro

PERSONAL: Born in Ohrid, Macedonia...spent part of his childhood living in Bosnia after moving there as a young child...name is pronounced JED-e AUS-min...favorite hobbies are playing video games and watching TV/movies...favorite sport other than basketball is volleyball...favorite movie is Green Mile...favorite childhood superhero was the Incredible Hulk...favorite food

	GP	GS	PPG	RPG	APG	SPG	BPG	MPG	FG%	3FG%	FT%			
2022-23	44	0	8.9	2.3	1.5	0.48	0.09	21.8	.462	.337	.652	PTS	23 vs. ATL 11/21/22	29 vs. MIA 1/25/19
Career	371	181	9.9	3.1	2.1	0.71	0.14	24.1	.427	.348	.711	FGM	8 3 times	11 vs. MIA 1/25/19
	POINTS				REB	AST	BLK	STL						
	10+	20+	30+		10+	10+	3+	3+	DBL-DBL		TPL-DBL			
2022-23	19	3	--		1	--	--	3	1		--			
Career	184	35	--		8	2	--	17	8		--			

RECENT GAMES														
OPPONENT	W/L	MIN	FG-A	3P-A	FT-A	OR	DR	TR	A	PF	ST	TO	BS	PTS
1/18 at MEM	L	6:11	0-1	0-1	0-0	0	1	1	1	1	0	0	0	0
1/16 vs. NOP	W	5:01	0-1	0-0	1-2	0	0	0	0	1	0	0	0	1
1/14 at MIN	L	15:32	2-4	0-2	2-2	0	0	0	1	3	1	1	0	6
1/12 at POR	W	08:29	1-2	0-0	0-0	0	1	1	0	0	0	1	0	2
1/10 at UTA	L	11:21	0-3	0-2	0-0	0	0	0	1	0	0	1	0	0

Injury List — Missed 1 game due to Low Back; Soreness (12/29)

NOTES:

- Chipped in 22 points on 8-10 (.800) shooting from the field, two rebounds and one steal in 24 minutes off the bench on Dec. 19 vs. UTA. He scored 20 of his points in the 4th quarter, including shooting 5-6 (.833) from beyond the arc in the quarter. His 20 fourth quarter points and five fourth quarters triples were both career high's for any quarter.
- Tallied 17 points on 7-14 (.500) shooting from the field, four rebounds, a game-high tying three steals and one block in 35 minutes off the bench on Dec. 9 vs. SAC.
- Chipped in a season-high 23 points on a career best (min. 8 FGM) 8-10 (.800) shooting from the field and three rebounds in 29 minutes off the bench on Nov. 21 vs. ATL.
- Contributed a season-high 20 points, a career-high tying 12 rebounds, three assists, one steal and one block in 37 minutes off the bench on Nov. 20 vs. MIA.
- Recorded 16 PTS on 6-10 (.600) shooting from the field, including 3-5 (.600) shooting from beyond the arc, 3 AST, and 1 STL in 32 minutes off the bench on Oct. 23 vs. WAS. Osman became the 4th player in Cavs history to record three straight games with 15+ PTS off the bench to start a season (Campy Russell in 1976-77, Austin Carr in 1978-79 and Jordan Clarkson in 2018-19).
- Finished with 17 PTS on 3-6 (.500) shooting from beyond the arc and 3 REB in 28 MIN off the bench in Cleveland's season opener on Oct. 19 at TOR. **His 17 PTS as a reserve were the most PTS off the bench in a Cavs season opener since Ramon Sessions on Dec. 26, 2011 vs. TOR (18 PTS off the bench).**



#13 Ricky Rubio

Guard • 6-3 • 190lbs • 10/21/1990 • FC Barcelona (Spain)/Spain

12th Year Pro

PERSONAL: Born on Oct. 21, 1990 in El Masnou, Spain...His parents are Esteban and the late Tona Vives, who passed away from a battle with lung cancer in 2016... In memory of his mother, started the Tona Vives Lung Cancer Awareness Fund with A Breath of Hope Lung Foundation... Won the November 2017 NBA Cares Community Assist Award for his work with the Five For The Fight charity, a charity dedicated to eradicating cancer...Has an older brother, Marc, who also plays professional basketball in Spain's second division, and a younger sister, Laia...Twitter is @rickyrubio9 and Instagram is @ruufio.

	GP	GS	PPG	RPG	APG	SPG	BPG	MPG	FG%	3FG%	FT%			
2022-23	4	0	5.3	2.5	1.5	0.00	0.00	13.1	.350	.286	.750	PTS	9 at POR 1/12/23	37 at NYK 11/7/21
Career	669	601	11.1	4.1	7.6	1.79	0.13	30.2	.389	.326	.843	FGM	3 at POR 1/12/23	13 at NYK 11/7/21
	POINTS				REB	AST	BLK	STL						
	10+	20+	30+		10+	10+	3+	3+	DBL-DBL		TPL-DBL			
2022-23	--	--	--		--	--	--	--	--		--			
Career	367	72	6		19	189	--	192	135		7			

RECENT GAMES														
OPPONENT	W/L	MIN	FG-A	3P-A	FT-A	OR	DR	TR	A	PF	ST	TO	BS	PTS
1/18 at MEM	L	12:12	2-7	1-5	2-2	1	3	4	3	0	0	0	0	7
1/16 vs. NOP	W	16:48	1-4	0-2	0-0	0	1	1	0	4	0	0	0	2
1/14 at MIN	L	12:46	1-4	1-3	0-0	0	2	2	2	2	0	0	0	3
1/12 at POR	W	10:27	3-5	2-4	1-2	0	3	3	1	0	0	0	0	9
1/10 at UTA	L													Inactive - Injury

Injury List — Missed 36 games due to Left Knee; ACL Surgery (10/19, 10/28, 10/30, 11/2, 11/4, 11/6, 11/7, 11/9, 11/11, 11/13, 11/16, 11/18, 11/20, 11/21, 11/25, 11/28, 11/30, 12/2, 12/4, 12/6, 12/9, 12/10, 12/12, 12/14, 12/16, 12/17, 12/21, 12/23, 12/26, 12/29, 12/31, 1/2, 1/4, 1/6, 1/8, 1/10); Missed 1 game due to Left Knee, ACL Surgery (10/22); Missed 4 games due to Left Knee ACL Surgery (10/23, 10/26, 11/23, 12/19); Missed 1 game due to Left Knee; SCL Surgery (11/27)

NOTES:

- 2021-22:** Played in 34 games (eight starts) for Cleveland last season, averaging a **career-high tying 13.1 points**, 6.6 assists, 4.1 rebounds and 1.44 steals in 28.5 minutes before missing the final 48 games with a season-ending ACL tear
- Recorded five games with double-digit assists, five double-doubles and 20 double-digit scoring efforts last season.
- Averaged more than 1.30 steals for the 11th consecutive season.
- On Dec. 13, 2021 vs. Miami, became one of 12 active NBA players to record 5,000 career assists
- Recorded a **career-high 37 points**, shooting 8-9 (.889) from the three-point line, 10 assists and three rebounds in 31 minutes off the bench on Nov. 7 at New York, **becoming the first player in NBA history with at least 30 points, 10 assists and eight three-pointers in a game off the bench.** Rubio became the first player in Cavs team history to make his first eight three-point attempts of a game [via Elias Sports Bureau].





#8 Lamar Stevens

Forward • 6-8 • 225lbs • 07/09/1997 • Penn State/USA

3rd Year Pro

PERSONAL: Wrote a children's book, Lamar's Climb, that traces his path from Philadelphia to State College and was illustrated by children and young adults with Down syndrome...2019-20 Senior CLASS All-America Second Team selection while at Penn State for his achievements on and off the court.

	GP	GS	PPG	RPG	APG	SPG	BPG	MPG	FG%	3FG%	FT%
2022-23	30	18	5.9	3.5	0.6	0.40	0.47	20.7	.439	.308	.706
Career	133	31	5.5	2.8	0.7	0.45	0.34	16.0	.469	.268	.713

	POINTS				REB	AST	BLK	STL			
	10+	20+	30+		10+	10+	3+	3+	DBL-DBL	TPL-DBL	
2022-23	7	--	--		1	--	1	2	1	--	
Career	21	1	--		2	--	2	5	2	--	

RECENT GAMES

OPPONENT	W/L	MIN	FG-A	3P-A	FT-A	OR	DR	TR	A	PF	ST	TO	BS	PTS
1/18 at MEM	L	16:49	2-2	1-1	0-0	1	3	4	0	4	0	1	0	5
1/16 vs. NOP	W	19:37	1-2	0-1	1-2	1	3	4	0	2	0	1	1	3
1/14 at MIN	L	07:57	0-1	0-0	0-0	1	0	1	2	0	0	0	0	0
1/12 at POR	W	13:34	1-3	0-0	4-4	0	0	0	0	2	0	0	0	6
1/10 at UTA	L	24:56	5-6	1-2	0-0	1	2	3	0	5	3	0	2	11

Injury List — Missed 3 games due to illness; Non-Covid (11/25, 11/27, 11/28); Missed 1 game due to illness; Non-Covid Related (11/30); Missed 3 games due to Right Knee; Soreness (12/17, 12/19, 12/21)

	2022-23 HIGHS	CAREER HIGHS
PTS	18 at DAL 12/14/22	23 at UTA 1/12/22
FGM	8 at DAL 12/14/22	10 at UTA 1/12/22
FGA	15 at DAL 12/14/22	15 2 times
3FGM	2 4 times	2 7 times
3FGA	6 at DAL 12/14/22	6 at DAL 12/14/22
FTM	5 2 times	7 vs. SAS 3/19/21
FTA	6 vs. MIN 11/13/22	8 vs. SAS 3/19/21
OREB	3 2 times	4 2 times
DREB	11 at DAL 12/14/22	11 at DAL 12/14/22
TREB	11 at DAL 12/14/22	11 2 times
ASTS	2 4 times	4 2 times
STLS	3 2 times	3 5 times
BLKS	4 at MIL 11/16/22	4 at MIL 11/16/22
MINS	38 at DAL 12/14/22	38 at DAL 12/14/22

NOTES:

- Contributed 11 points on 5-6 (.833) shooting from the field, three rebounds, a career-high tying three steals and two blocks in 25 minutes off the bench on Jan. 10 at UTA.
- Recorded his second career double-double with a season-high 18 points on 8-15 (.533) shooting from the field, a career-high tying 11 rebounds and two assists in 38 minutes on Dec. 14 at DAL. It was the third time in his career with 18+ points and second time grabbing 10+ rebounds.
- Contributed 12 points on 3-5 (.600) shooting from the field in 28 minutes on Nov. 23 vs. POR.
- Chipped in 10 points, five rebounds and a career-high four blocks in 34 minutes on Nov. 16 at MIL.
- Contributed a season-high 15 points on 5-10 (.500) shooting from the field, six rebounds and one block in a season-high 30 minutes during his first start of the season on Nov. 13 vs. MIN.
- 2021-22:** Appeared in 63 games (13 starts) with Cleveland, averaging 6.1 points on .489 shooting from the field and 2.6 rebounds in 16.1 minutes. Scored 10+ points 11 times and 20+ points on one occasion last season.
- Recorded a **career-high 23 points** on 10-15 (.667) shooting from the field, seven rebounds and two steals in 30 minutes at Utah on Jan. 12, 2022



#32 Dean Wade

Forward • 6-9 • 219lbs • 11/20/1996 • Kansas State/USA

4th Year Pro

PERSONAL: Full name is Dean Jackson Wade...graduated in May 2019 with a bachelor's degree in social science...father, Jay, lettered one season on the Kansas State football team...mother, Trish, played volleyball and basketball at Barton Community College and is in the school's Hall of Fame...has an older sister, Teresa, who an all-state volleyball player at St. John and the 2010 Class 1A State Division I MVP.

	GP	GS	PPG	RPG	APG	SPG	BPG	MPG	FG%	3FG%	FT%
2022-23	17	9	6.4	4.1	1.0	0.71	0.35	24.1	.452	.411	.692
Career	143	56	5.4	3.2	1.0	0.55	0.27	18.7	.448	.371	.711

	POINTS				REB	AST	BLK	STL			
	10+	20+	30+		10+	10+	3+	3+	DBL-DBL	TPL-DBL	
2022-23	3	1	--		1	--	--	1	--	--	
Career	29	2	--		4	--	2	8	2	--	

RECENT GAMES

OPPONENT	W/L	MIN	FG-A	3P-A	FT-A	OR	DR	TR	A	PF	ST	TO	BS	PTS
1/18 at MEM	L										Inactive - Injury			
1/16 vs. NOP	W										Inactive - Injury			
1/14 at MIN	L										Inactive - Injury			
1/12 at POR	W										Inactive - Injury			
1/10 at UTA	L										Inactive - Injury			

Injury List — Missed 6 games due to Right Knee; Soreness (11/11, 11/13, 11/16, 11/18, 11/20, 11/21); Missed 22 games due to Left Shoulder; Sprain (12/4, 12/6, 12/9, 12/10, 12/12, 12/14, 12/16, 12/17, 12/21, 12/23, 12/26, 12/29, 12/31, 1/2, 1/4, 1/6, 1/8, 1/10, 1/12, 1/14, 1/16, 1/18); Missed 1 game due to Left Shoulder Sprain (12/19)

	2022-23 HIGHS	CAREER HIGHS
PTS	22 vs. NYK 10/30/22	22 vs. NYK 10/30/22
FGM	8 vs. NYK 10/30/22	8 2 times
FGA	11 vs. NYK 10/30/22	14 2 times
3FGM	6 vs. NYK 10/30/22	6 2 times
3FGA	8 vs. NYK 10/30/22	11 vs. PHI 4/1/21
FTM	4 vs. WAS 10/23/22	4 2 times
FTA	5 vs. WAS 10/23/22	5 3 times
OREB	2 2 times	5 vs. GSW 11/18/21
DREB	10 at MIL 11/25/22	10 3 times
TREB	12 at MIL 11/25/22	12 3 times
ASTS	3 vs. NYK 10/30/22	5 vs. GSW 11/18/21
STLS	3 vs. PHI 11/30/22	3 8 times
BLKS	1 6 times	3 2 times
MINS	39 at BOS 10/28/22	40 vs. GSW 11/18/21

NOTES:

- Tallied seven points, a career-high tying 12 rebounds, two assists, one steal and one block in 36 minutes on Nov. 25 at MIL.
- Chipped in a **CAREER-HIGH 22 points** on 8-11 (.727) shooting from the field, including 6-8 (.750) shooting from beyond the arc, four rebounds and three assists in 33 minutes on Oct. 30 vs. NYK.
- Tallied 12 PTS on 4-7 (.571) shooting from beyond the arc, 3 REB and 1 STL in 30 MIN during his first start of the season on Oct. 26 vs. ORL.
- Contributed a season-high 12 points on 3-4 (.750) shooting from the field, three rebounds, two assists and one block in 21 minutes off the bench on Oct. 23 vs. WAS
- 2021-22:** Appeared in 51 games (career-high 28 starts) with Cleveland...averaged 5.3 points on .456 shooting from the field and 2.9 rebounds in 19.2 minutes. Scored 10+ points 11 times, including one double-double on the season.
- Recorded a season-high 17 points twice; on Nov. 18 vs. Golden State, recorded 17 points (7-13, .538), nine rebounds and five assists in a career-high 40 minutes and on Dec. 26 vs. TOR finished with 17 points, three rebounds, two assists and one steal in 28 minutes
- Made a season-high four three-pointers twice (4-7 3FG on Jan. 24 vs. NYK and 4-5 3FG on Jan. 30 at DET)





#9 Dylan Windler

Guard/Forward • 6-6 • 199lbs • 09/22/1996 • Belmont/USA

3rd Year Pro

PERSONAL: 2018-19 Male Scholar Athlete of the Year by the Division I-AAA Athletics Directors Association with his 3.74 GPA...championship golfer in high school, conference and county champion and state qualifier...majored in Accounting...has one sibling, Corey...lists Kevin Durant, James Harden, Phil Mickelson as favorite athletes...four-year letter-winner at Perry Meridian High School for head coach Brent Keck...late bloomer in basketball who developed into one of the top players in the state of Indiana...2015 IBCA/Subway Boys' Basketball All-State...named to prestigious Indiana North-South All-Star Classic roster...averaged 27.3 points and 10.2 rebounds per game as a senior, led all Indiana players in scoring and rebounding for classification.

	GP	GS	PPG	RPG	APG	SPG	BPG	MPG	FG%	3FG%	FT%		2022-23 HIGHS	CAREER HIGHS
** No Games Played 2022-23 Regular Season **												PTS	--	15 vs. ATL 2/23/21
Career	81	0	3.3	2.4	0.8	0.41	0.19	12.0	.412	.320	.800	FGM	--	5 vs. ATL 2/23/21
	POINTS				REB	AST	BLK	STL						
	10+	20+	30+	10+	10+	3+	3+	DBL-DBL	TPL-DBL					
2022-23	--	--	--	--	--	--	--	--	--	--	--			
Career	6	--	--	1	--	--	1	1	--	--	--			

RECENT GAMES

Injury List — Missed 45 games due to Right Ankle; Sprain (10/19, 10/22, 10/23, 10/26, 10/28, 10/30, 11/4, 11/6, 11/7, 11/9, 11/11, 11/13, 11/16, 11/18, 11/20, 11/21, 11/23, 11/25, 11/27, 11/28, 11/30, 12/2, 12/4, 12/6, 12/9, 12/10, 12/12, 12/14, 12/16, 12/17, 12/19, 12/21, 12/23, 12/26, 12/29, 12/31, 1/2, 1/4, 1/6, 1/8, 1/10, 1/12, 1/14, 1/16, 1/18)

NOTES:

🏆 **2021-22:** Appeared in 50 games with Cleveland, averaging 2.2 points and 1.8 rebounds in 9.2 minutes.

🏆 Recorded a season-high 13 points (4-5 FG, 3-3 3FG), three assists and one steal in 21 minutes on Nov. 3, 2021 versus Portland.





NO.	PLAYER	POS.	HT.	WT.	BIRTHDATE	PRIOR TO NBA/HOME COUNTRY	NBA EXP.
31	Jarrett Allen	C	6-11	248	04/21/1998	Texas/USA	6th
21	Mamadi Diakite*	F	6-9	224	01/21/1997	Virginia/Guinea	3rd
10	Darius Garland	G	6-1	186	01/26/2000	Vanderbilt/USA	4th
3	Caris LeVert	G	6-6	205	08/25/1994	Michigan/USA	7th
33	Robin Lopez	C	7-0	280	04/01/1988	Stanford/USA	15th
0	Kevin Love	F	6-8	247	09/07/1988	UCLA/USA	15th
45	Donovan Mitchell	G	6-3	215	09/07/1996	Louisville/USA	6th
4	Evan Mobley	F/C	7-0	215	06/18/2001	USC/USA	2nd
15	Isaiah Mobley*	F	6-10	240	09/24/1999	USC/USA	R
19	Raul Neto	G	6-2	180	05/19/1992	UCAM Murcia (Spain)/Brazil	8th
35	Isaac Okoro	G	6-6	225	01/26/2001	Auburn/USA	3rd
16	Cedi Osman	F	6-7	230	04/08/1995	Anadolu Efes (Turkey)/Macedonia/Turkey	6th
13	Ricky Rubio	G	6-3	190	10/21/1990	FC Barcelona (Spain)/Spain	12th
8	Lamar Stevens	F	6-8	225	07/09/1997	Penn State/USA	3rd
32	Dean Wade	F	6-9	219	11/20/1996	Kansas State/USA	4th
9	Dylan Windler	G/F	6-6	199	09/22/1996	Belmont/USA	3rd

*Player under two-way contract

STAFF

HEAD COACH

J.B. Bickerstaff (Minnesota)

ASSOCIATE HEAD COACH

Greg Buckner (Clemson)

ASSISTANT COACHES

Antonio Lang (Duke)

Luke Walton (Arizona)

Sidney Lowe (North Carolina State)

J.J. Outlaw (Villanova)

Dan Geriot (Richmond)

SR. DIRECTOR, PLAYER HEALTH/HEAD ATHLETIC TRAINER

Stephen Spiro (Temple)

HEAD STRENGTH AND CONDITIONING COORDINATOR

Derek Millender (South Alabama)

PRONUNCIATION GUIDE

Mamadi Diakite (MAH-mah-dee dee-ah-KEE-tay); **Raul Neto** (Hah-OOL Nett-oh); **Isaac Okoro** (oh-CORE-oh); **Cedi Osman** (JED-e AUSS-min)





BY CAVALIERS	AN INDIVIDUAL...	BY OPPONENT
30 PTS, Darius Garland: (CLE W, 113-103) vs. New Orleans, 01/16/23	Scored 30+ points	50 PTS, Damian Lillard: (CLE W, 119-113) @ Portland, 01/12/23
46 PTS, Donovan Mitchell: (CLE L, 114-116) @ Utah, 01/10/23	Scored 40+ points	50 PTS, Damian Lillard: (CLE W, 119-113) @ Portland, 01/12/23
71 PTS, Donovan Mitchell: (CLE W, 145-134 (OT)) vs. Chicago, 01/02/23	Scored 50+ points	50 PTS, Damian Lillard: (CLE W, 119-113) @ Portland, 01/12/23
15 REB, Evan Mobley: (CLE L, 114-115) @ Memphis, 01/18/23	Had 15+ Rebounds	16 REB, Lauri Markkanen: (CLE L, 114-116) @ Utah, 01/10/23
20 REB, Jarrett Allen: (CLE L, 117-119) @ LA Clippers, 11/07/22	Had 20+ Rebounds	23 REB, Clint Capela: (CLE L, 118-121) vs. Atlanta, 12/31/21
25 REB, Anderson Varejão: (CLE W, 87-81 (OT)) vs. Orlando, 01/02/14	Had 25+ Rebounds	26 REB, Jayson Williams: (CLE W, 85-74) @ Brooklyn, 11/13/97
17 AST, Darius Garland: (CLE L, 120-131) vs. LA Lakers, 03/21/22	Had 15+ assists	17 AST, Russell Westbrook: (CLE L, 105-120) @ Washington, 05/14/21
22 AST, Andre Miller: (CLE L, 91-94) vs. Philadelphia, 12/15/01	Had 20+ assists	20 AST, Russell Westbrook: (CLE L, 124-148) vs. Oklahoma City, 01/20/18
8 BLK, Evan Mobley: (CLE W, 112-88) @ Detroit, 11/04/22	Had 5+ Blocks	6 BLK, Myles Turner: (CLE L, 126-135) @ Indiana, 12/29/22
11 BLK, Larry Nance: (CLE W, 104-96) vs. New York, 01/07/89	Had 10+ Blocks	10 BLK, Calvin Booth: (CLE W, 104-96) @ Oklahoma City, 01/13/04
5 STL, Darius Garland: (CLE W, 132-122 (2OT)) vs. Charlotte, 11/18/22	Had 5+ Steals	5 STL, Ayo Dosunmu: (CLE W, 103-102) @ Chicago, 12/31/22
11 FGM/11 FGM, Donovan Mitchell/Jarrett Allen: (CLE W, 119-113) @ Portland, 01/12/23	Made 10+ Field Goals	10 FGM, Anthony Edwards: (CLE L, 102-110) @ Minnesota, 01/14/23
22 FGM, Donovan Mitchell: (CLE W, 145-134 (OT)) vs. Chicago, 01/02/23	Made 15+ Field Goals	16 FGM, Damian Lillard: (CLE W, 119-113) @ Portland, 01/12/23
22 FGM, Donovan Mitchell: (CLE W, 145-134 (OT)) vs. Chicago, 01/02/23	Made 20+ Field Goals	21 FGM, Jamal Murray: (CLE L, 103-120) vs. Denver, 02/19/21
7 3FGM, Donovan Mitchell: (CLE L, 114-116) @ Utah, 01/10/23	Made 7+ 3-Pointers	7 3FGM, Kyrie Irving: (CLE L, 117-125) vs. Brooklyn, 12/26/22
11 3FGM, Darius Garland: (CLE L, 114-115) @ Memphis, 01/18/23	10+ 3-Pointer Attempts	13 3FGM, Damian Lillard: (CLE W, 119-113) @ Portland, 01/12/23
20 FTM, Donovan Mitchell: (CLE W, 145-134 (OT)) vs. Chicago, 01/02/23	Made 15+ Free Throws	17 FTM, Joel Embiid: (CLE L, 108-112) vs. Philadelphia, 04/03/22
20 FTM, Donovan Mitchell: (CLE W, 145-134 (OT)) vs. Chicago, 01/02/23	Made 20+ Free Throws	23 FTM, Dwyane Wade: (CLE L, 89-92) @ Miami, 02/01/07
5 FB, Isaac Okoro: (CLE W, 95-93) vs. New York, 01/24/22	Made 5+ Fast Breaks	6 FB, Jaylen Brown: (CLE L, 103-141) @ Boston, 01/24/21
* Never Has Happened *	10+ Fast Break Attempts	* Never Has Happened *
6 TO, Evan Mobley: (CLE L, 114-115) @ Memphis, 01/18/23	5+ Turnovers	5 TO, Pascal Siakam: (CLE L, 107-118) vs. Toronto, 12/23/22
19 FD, Donovan Mitchell: (CLE W, 145-134 (OT)) vs. Chicago, 01/02/23	10+ Fouls Drawn	10 FD, Lauri Markkanen: (CLE L, 114-116) @ Utah, 01/10/23
209.1 OR, Dean Wade: (CLE L, 106-112) vs. Boston, 03/04/20	200+ Offensive Rating	218.0 OR, Tony Bradley: (CLE L, 113-126) vs. Utah, 03/02/20
* Never Has Happened *	200+ Defensive Rating	* Never Has Happened *
11 FGM/11 FGM, Donovan Mitchell/Jarrett Allen: (CLE W, 119-113) @ Portland, 01/12/23	Two Players with 10+ Field Goals Made	10 FGM/10 FGM, Tyrese Haliburton/Buddy Hield: (CLE L, 126-135) @ Indiana, 12/29/22
8 3FGM/8 3FGM/6 3FGM, Kevin Love/Donovan Mitchell/Dean Wade: (CLE W, 121-108) vs. New York, 10/30/22	Two Players with 5+ 3-Pointers Made	6 3FGM/5 3FGM, Tyrese Haliburton/Buddy Hield: (CLE L, 126-135) @ Indiana, 12/29/22
11 PTS, 10 REB, 14 AST, Darius Garland: (CLE W, 111-91) @ Utah, 01/12/22	Had a triple-double	28 PTS, 15 REB, 10 AST, Nikola Jokic: (CLE L, 108-121) @ Denver, 01/06/23
29 PTS, 22 REB, Jarrett Allen: (CLE W, 102-101) @ Charlotte, 02/04/22	Had a 20/20 game	21 PTS, 20 REB, Domantas Sabonis: (CLE L, 102-111) vs. Indiana, 05/10/21
2nd period, Caris LeVert: (CLE L, 114-115) @ Memphis, 01/18/23	Had a four-point play	3rd period, Fred VanVleet: (CLE L, 107-118) vs. Toronto, 12/23/22
A TEAM...		
145 PTS, (CLE W, 145-134 (OT)) vs. Chicago, 01/02/23	Scored 120+ points	121 PTS, (CLE L, 108-121) @ Denver, 01/06/23
145 PTS, (CLE W, 145-134 (OT)) vs. Chicago, 01/02/23	Scored 130+ points	134 PTS, (CLE W, 145-134 (OT)) vs. Chicago, 01/02/23
145 PTS, (CLE W, 145-134 (OT)) vs. Chicago, 01/02/23	Scored 140+ points	141 PTS, (CLE L, 105-141) vs. Portland, 05/05/21
154 PTS, (CLE W, 154-153 (4OT)) vs. LA Lakers, 01/29/80	Scored 150+ points	153 PTS, (CLE W, 154-153 (4OT)) vs. LA Lakers, 01/29/80
.614 (43-70), (CLE W, 122-99) vs. Utah, 12/19/22	Shot .600+ from the field	.616 (53-86), (CLE L, 115-135) vs. Toronto, 04/10/21
23 PTS, (CLE W, 122-99) vs. Utah, 12/19/22	Won by 20+ points	24 PTS, (CLE L, 107-131) @ Atlanta, 03/31/22
32 PTS, (CLE W, 128-96) @ Chicago, 10/22/22	Won by 30+ points	36 PTS, (CLE L, 105-141) vs. Portland, 05/05/21
43 PTS, (CLE W, 110-67) vs. Philadelphia, 01/15/94	Won by 40+ points	41 PTS, (CLE L, 92-133) vs. LA Clippers, 02/09/20
68 PTS, (CLE W, 148-80) vs. Miami, 12/17/91	Won by 50+ points	55 PTS, (CLE L, 57-112) @ LA Lakers, 01/11/11
65 REB, (CLE W, 100-99 (OT)) vs. Dallas, 12/17/22	Had 60+ rebounds	65 REB, (CLE L, 114-116) @ Utah, 01/10/23
39 AST, (CLE W, 133-115) vs. Milwaukee, 04/10/22	Had 35+ assists	35 AST, (CLE W, 119-116 (OT)) vs. Denver, 03/18/22
41 AST, (CLE W, 122-100) vs. Detroit, 04/09/14	Had 40+ assists	43 AST, (CLE L, 94-141) @ Philadelphia, 12/07/19
50 FGM, (CLE L, 126-135) @ Indiana, 12/29/22	Made 50+ field goals	53 FGM, (CLE L, 120-131) vs. LA Lakers, 03/21/22





23 3FGM, (CLE W, 121-108) vs. New York, 10/30/22	Made 20+ 3-pointers	20 3FGM, (CLE L, 108-109) vs. Utah, 12/05/21
35 FTM, (CLE W, 105-94) vs. LA Clippers, 02/05/15	Made 35+ free throws	35 FTM, (CLE L, 108-112) vs. Philadelphia, 04/03/22
1st OT, (CLE W, 145-134 (OT)) vs. Chicago, 01/02/23	Overtime Win	1st OT, (CLE L, 118-134 (OT)) vs. Phoenix, 05/04/21
2nd OT, (CLE W, 132-122 (2OT)) vs. Charlotte, 11/18/22	Double-Overtime Win	3rd OT, (CLE L, 139-148 (3OT)) vs. Brooklyn, 02/13/19
* Never Has Happened *	Triple-Overtime Win	3rd OT, (CLE L, 139-148 (3OT)) vs. Brooklyn, 02/13/19
4th OT, (CLE W, 154-153 (4OT)) vs. LA Lakers, 01/29/80	Quadruple-Overtime Win	4th OT, (CLE L, 129-131 (4OT)) vs. Portland, 10/18/74

THE CAVALIERS (SINGLE-SEASON)...

12/14/2022 — 12/21/2022 (5)	Won 5 straight	--
11/11/2017 — 12/6/2017 (13)	Won 10 straight	--
12/10/2022 — 12/21/2022 (5)	Won 5 straight at home	--
11/7/2017 — 1/2/2018 (13)	Won 10 straight at home	--
1/19/2015 — 4/5/2015 (18)	Won 15 straight at home	--
2/9/2018 — 3/7/2018 (5)	Won 5 straight on road	--
* Never Has Happened *	Won 10 straight on road	--
* Never Has Happened *	Won 15 straight on road	--
11/7/2022 — 11/16/2022 (5)	Lost 5 straight	--
4/23/2021 — 5/10/2021 (11)	Lost 10 straight	--
4/28/2021 — 5/10/2021 (7)	Lost 5 straight at home	--
11/7/2022 — 11/25/2022 (5)	Lost 5 straight on road	--





CAVALIERS RECORD WHEN...	OVERALL	HOME	ROAD	NUMBER OF TIMES RECORDING	POINTS	REB	AST	BLK	STL	DD	TD		
Outrebounding opponent	20-7	12-1	8-6	Jarrett Allen	28	10	--	21	--	3	1	17	--
Outrebounded by opponent	7-10	6-3	1-7	Mamadi Diakite	--	--	--	--	--	--	--	--	--
Tied in Rebounding	1-1	1-0	0-1	Darius Garland	35	20	4	--	11	--	4	11	--
Shooting better than opponent	17-7	12-1	5-6	Caris LeVert	27	10	1	1	--	--	2	1	--
Shooting worse than opponent	11-11	7-3	4-8	Robin Lopez	1	--	--	--	--	--	--	--	--
Shooting same than opponent	0-0	0-0	0-0	Kevin Love	12	3	--	5	1	--	--	5	--
More FTM than opponent	19-7	15-3	4-4	Donovan Mitchell	39	31	18	1	2	--	6	3	--
Less FTM than opponent	7-10	4-1	3-9	Evan Mobley	38	7	--	14	--	5	1	12	--
Same FTM than opponent	2-1	0-0	2-1	Isaiah Mobley	--	--	--	--	--	--	--	--	--
More 3FGM than opponent	15-3	12-1	3-2	Raul Neto	2	--	--	--	--	--	--	--	--
Less 3FGM than opponent	10-14	6-3	4-11	Isaac Okoro	12	--	--	--	1	2	--	--	--
Same 3FGM than opponent	3-1	1-0	2-1	Cedi Osman	19	3	--	1	--	--	3	1	--
More assists than opponent	17-7	11-1	6-6	Ricky Rubio	--	--	--	--	--	--	--	--	--
Less assists than opponent	8-10	6-3	2-7	Lamar Stevens	7	--	--	1	--	1	2	1	--
Same assists than opponent	3-1	2-0	1-1	Dean Wade	3	1	--	1	--	--	1	--	--
More turnovers than opponent	11-8	8-1	3-7	Dylan Windler	--	--	--	--	--	--	--	--	--
Less turnovers than opponent	14-10	9-3	5-7	NUMBER OF TIMES LEADING TEAM IN . . . (INCLUDES TIES)									
Same turnovers than opponent	3-0	2-0	1-0		PTS	REB	AST	BLK	STL	MIN			
Bench outscores opponent bench	13-5	9-1	4-4	Jarrett Allen	2	22	--	25	5	7			
Opponent bench outscores CLE	14-12	9-3	5-9	Mamadi Diakite	--	--	--	2	--	--			
Bench scoring equal	1-1	1-0	0-1	Darius Garland	11	--	32	--	10	13			
Scoring less than 80 points	0-0	0-0	0-0	Caris LeVert	7	1	5	5	9	7			
Scoring between 80-89 points	0-2	0-0	0-2	Robin Lopez	--	--	--	2	--	--			
Scoring between 90-99 points	1-2	1-1	0-1	Kevin Love	--	8	1	2	--	--			
Scoring between 100-109	5-6	2-1	3-5	Donovan Mitchell	28	--	15	6	19	13			
Scoring 110 or more points	21-8	15-2	6-6	Evan Mobley	3	19	1	21	7	4			
Opponent scores less than 80	0-0	0-0	0-0	Isaiah Mobley	--	--	--	--	--	--			
Opponent scores between 80-89	4-0	3-0	1-0	Raul Neto	--	--	--	1	3	--			
Opponent scores between 90-99	9-1	5-0	4-1	Isaac Okoro	--	--	--	7	11	--			
Opponent scores between 100-109	9-4	7-1	2-3	Cedi Osman	--	1	--	2	4	1			
Opponent scores 110 or more	6-13	4-3	2-10	Ricky Rubio	--	--	--	--	--	--			
				Lamar Stevens	--	2	--	3	2	1			
				Dean Wade	--	1	--	2	1	--			
				Dylan Windler	--	--	--	--	--	--			

STARTING LINEUPS							
LAST USED	GAME	FORWARD	FORWARD	CENTER	GUARD	GUARD	RECORD
10/19	at Raptors	Donovan Mitchell	Evan Mobley	Jarrett Allen	Darius Garland	Caris LeVert	0-1
10/23	vs. Wizards	Caris LeVert	Evan Mobley	Jarrett Allen	Donovan Mitchell	Isaac Okoro	2-0
10/30	vs. Knicks	Evan Mobley	Dean Wade	Jarrett Allen	Caris LeVert	Donovan Mitchell	3-0
11/4	at Pistons	Evan Mobley	Dean Wade	Jarrett Allen	Caris LeVert	Isaac Okoro	1-0
11/11	at Warriors	Caris LeVert	Evan Mobley	Jarrett Allen	Darius Garland	Donovan Mitchell	2-3
11/13	vs. Timberwolves	Kevin Love	Lamar Stevens	Evan Mobley	Darius Garland	Caris LeVert	0-1
11/16	at Bucks	Caris LeVert	Lamar Stevens	Evan Mobley	Darius Garland	Donovan Mitchell	0-1
11/25	at Bucks	Evan Mobley	Dean Wade	Jarrett Allen	Darius Garland	Donovan Mitchell	0-1
11/27	at Pistons	Evan Mobley	Dean Wade	Robin Lopez	Darius Garland	Donovan Mitchell	1-0
11/28	at Raptors	Isaac Okoro	Dean Wade	Evan Mobley	Darius Garland	Donovan Mitchell	0-1
11/30	vs. 76ers	Mamadi Diakite	Dean Wade	Evan Mobley	Darius Garland	Donovan Mitchell	1-0
12/2	vs. Magic	Lamar Stevens	Dean Wade	Evan Mobley	Darius Garland	Donovan Mitchell	1-0
12/4	at Knicks	Mamadi Diakite	Lamar Stevens	Evan Mobley	Darius Garland	Donovan Mitchell	0-1
12/10	vs. Thunder	Evan Mobley	Lamar Stevens	Jarrett Allen	Darius Garland	Caris LeVert	1-1
12/29	at Pacers	Evan Mobley	Lamar Stevens	Jarrett Allen	Darius Garland	Donovan Mitchell	7-3
1/2	vs. Bulls	Kevin Love	Lamar Stevens	Jarrett Allen	Caris LeVert	Donovan Mitchell	2-0
1/4	vs. Suns	Evan Mobley	Isaac Okoro	Jarrett Allen	Caris LeVert	Donovan Mitchell	1-0
1/16	vs. Pelicans	Evan Mobley	Isaac Okoro	Jarrett Allen	Darius Garland	Donovan Mitchell	6-3
1/18	at Grizzlies	Evan Mobley	Isaac Okoro	Jarrett Allen	Darius Garland	Caris LeVert	0-2





GAMES MISSED DUE TO INJURIES/SUSPENSIONS

NAME	INJURY/ILLNESS	DATES OUT	GAMES MISSED
Jarrett Allen	Left Ankle; Soreness	11/13	1
	Illness; Non-Covid Related	11/16	1
	Low Back; Contusion	11/27 through 11/28/22; 12/2 through 12/4/22	4
	Back; Contusion	11/30	1
Mamadi Diakite	Inactive - Not With Team	10/19	1
	Inactive - Personal	10/23	1
Darius Garland	Left Eye Laceration	10/22 through 10/30/22	5
	Left Knee; Sprain	11/4	1
	Right Thumb; Sprain	12/31/22 through 1/4/23	3
Caris LeVert	Left Ankle; Sprain	11/21 through 11/27/22	4
Robin Lopez	Illness	12/26 through 12/29/22	2
Kevin Love	Right Thumb; Fracture	11/20; 11/23 through 11/30/22	6
	Low Back; Soreness	12/9 through 12/12/22	3
Donovan Mitchell	Left Ankle; Sprain	11/4	1
	Right Ankle; Strain	11/13	1
	Right Lower Leg; Soreness	12/9 through 12/12/22	3
	Left Groin; Strain	1/18	1
Evan Mobley	Right Ankle; Soreness	12/31/22 through 1/2/23	2
Raul Neto	Right Ankle; Sprain	11/2	1
Cedi Osman	Low Back; Soreness	12/29	1
Ricky Rubio	Left Knee; ACL Surgery	10/19 through 11/25/22; 11/28/22 through 1/10/23	41
	Left Knee; SCL Surgery	11/27	1
Lamar Stevens	Illness; Non-Covid	11/25 through 11/28/22	3
	Illness; Non-Covid Related	11/30	1
	Right Knee; Soreness	12/17 through 12/21/22	3
Dean Wade	Right Knee; Soreness	11/11 through 11/21/22	6
	Left Shoulder; Sprain	12/4/22 through 1/18/23	23
Dylan Windler	Right Ankle; Sprain	10/19 through 10/30/22; 11/4/22 through 1/18/23	45
TOTAL GAMES MISSED			166





		CLEVELAND CAVALIERS		OPPONENTS
Points	71	Donovan Mitchell vs. CHI 01/02/2023	50	Damian Lillard at POR 01/12/2023
Points in a Quarter	27	Darius Garland (4th) vs. MIN 11/13/2022	16	Giannis Antetokounmpo (4th) vs. MIL 12/21/2022
			16	Karl-Anthony Towns (3rd) vs. MIN 11/13/2022
			16	Jayson Tatum (2nd) at BOS 10/28/2022
			16	Paolo Banchero (4th) vs. ORL 10/26/2022
Points in a Half	55	Donovan Mitchell (2nd) vs. CHI 01/02/2023	26	DeMar DeRozan (2nd) vs. CHI 01/02/2023
Field Goals	22	Donovan Mitchell vs. CHI 01/02/2023	17	Giannis Antetokounmpo vs. MIL 12/21/2022
Field Goal Attempts	34	Donovan Mitchell vs. CHI 01/02/2023	32	DeMar DeRozan vs. CHI 01/02/2023
			32	Terry Rozier vs. CHA 11/18/2022
Field Goal Percentage	1.000	Isaac Okoro (6-6) at MEM 01/18/2023	1.000	Walker Kessler (5-5) vs. UTA 12/19/2022
			1.000	Drew Eubanks (5-5) vs. POR 11/23/2022
3-PT Field Goal	10	Darius Garland vs. MIN 11/13/2022	7	Kyrie Irving vs. BKN 12/26/2022
			7	Brook Lopez at MIL 11/16/2022
3-PT FG Attempts	18	Donovan Mitchell at UTA 01/10/2023	16	Terry Rozier vs. CHA 11/18/2022
3-PT FG Percentage	1.000	Isaac Okoro (4-4) at MEM 01/18/2023	1.000	Aleksej Pokusevski (3-3) vs. OKC 12/10/2022
			1.000	Monte Morris (3-3) vs. WAS 10/23/2022
Free Throws	20	Donovan Mitchell vs. CHI 01/02/2023	13	Damian Lillard at POR 01/12/2023
Free Throw Attempts	25	Donovan Mitchell vs. CHI 01/02/2023	16	Giannis Antetokounmpo vs. MIL 12/21/2022
Free Throw Percentage	1.000	Donovan Mitchell (11-11) at UTA 01/10/2023	1.000	Taurean Prince (10-10) vs. MIN 11/13/2022
Offensive Rebounds	8	Evan Mobley at GSW 11/11/2022	6	Walker Kessler at UTA 01/10/2023
			6	Zach Collins at SAS 12/12/2022
			6	Charles Bassey at SAS 12/12/2022
			6	Isaiah Hartenstein at NYK 12/04/2022
			6	Nick Richards vs. CHA 11/18/2022
			6	Mitchell Robinson vs. NYK 10/30/2022
Defensive Rebounds	16	Kevin Love vs. CHI 01/02/2023	16	Deandre Ayton vs. PHX 01/04/2023
	16	Jarrett Allen at LAC 11/07/2022		
Total Rebounds	20	Jarrett Allen at LAC 11/07/2022	18	Deandre Ayton vs. PHX 01/04/2023
			18	Domantas Sabonis vs. SAC 12/09/2022
Assists	14	Darius Garland at MEM 01/18/2023	14	Tyrese Haliburton vs. IND 12/16/2022
Steals	5	Darius Garland vs. CHA 11/18/2022	5	Ayo Dosunmu at CHI 12/31/2022
Blocks	8	Evan Mobley at DET 11/04/2022	6	Myles Turner at IND 12/29/2022
			6	Brook Lopez at MIL 11/25/2022
Minutes	49:48	Donovan Mitchell vs. CHI 01/02/2023	48:46	Terry Rozier vs. CHA 11/18/2022
Points in Paint	24	Donovan Mitchell vs. CHI 01/02/2023	28	Giannis Antetokounmpo vs. MIL 12/21/2022
	24	Evan Mobley at LAC 11/07/2022		
Second Chance Points	10	Jarrett Allen vs. NOP 01/16/2023	11	Jordan Clarkson at UTA 01/10/2023
	10	Donovan Mitchell vs. CHI 01/02/2023		
	10	Darius Garland vs. MIN 11/13/2022		
Fast Break Points	11	Darius Garland vs. BKN 12/26/2022	11	O.G. Anunoby at TOR 11/28/2022
	11	Donovan Mitchell at LAC 11/07/2022		

CAVALIERS HIGHS	CAVALIERS LOWS	CATEGORY	OPPONENTS HIGHS	OPPONENTS LOWS
145 vs. CHI 01/02/2023	81 at NYK 12/04/2022	Points	135 at IND 12/29/2022	85 vs. PHI 11/30/2022
38 vs. ATL 11/21/2022	15 vs. PHX 01/04/2023	Points/1st Qtr.	40 vs. MIN 11/13/2022	14 (2) vs. PHX 01/04/2023
44 vs. PHI 11/30/2022	15 vs. BOS 11/02/2022	Points/2nd Qtr.	41 at BOS 10/28/2022	15 vs. MIA 11/20/2022
70 at CHI 10/22/2022	33 vs. PHX 01/04/2023	Points/1st Half	75 at BOS 10/28/2022	39 at DET 11/04/2022
44 vs. CHI 01/02/2023	10 at MIL 11/25/2022	Points/3rd Qtr.	37 vs. MIN 11/13/2022	16 at LAL 11/06/2022
40 vs. MIN 11/13/2022	15 vs. SAC 12/09/2022	Points/4th Qtr.	36 at IND 12/29/2022	15 (2) vs. NYK 10/30/2022
83 vs. CHI 01/02/2023	38 (2) at NYK 12/04/2022	Points/2nd Half	71 at IND 12/29/2022	36 at LAL 11/06/2022
50 at IND 12/29/2022	29 at NYK 12/04/2022	Field Goals	48 at IND 12/29/2022	29 at DAL 12/14/2022
100 vs. BOS 11/02/2022	70 (2) vs. UTA 12/19/2022	Field Goal Attempts	110 vs. CHA 11/18/2022	66 vs. SAC 12/09/2022
.614 vs. UTA 12/19/2022	.349 at NYK 12/04/2022	Field Goal Percentage	.573 vs. BKN 12/26/2022	.373 at DET 11/04/2022
23 vs. NYK 10/30/2022	5 at SAS 12/12/2022	3-PT Field Goal	19 (2) at IND 12/29/2022	5 at NYK 12/04/2022
50 vs. NYK 10/30/2022	19 vs. ATL 11/21/2022	3-PT FG Attempts	49 vs. DAL 12/17/2022	21 at CHI 12/31/2022
.593 at CHI 10/22/2022	.184 at TOR 11/28/2022	3-PT FG Percentage	.613 at IND 12/29/2022	.167 vs. LAL 12/06/2022
33 vs. CHI 01/02/2023	8 vs. PHI 11/30/2022	Free Throws	30 (3) at UTA 01/10/2023	8 (2) vs. ORL 12/02/2022
45 vs. CHI 01/02/2023	9 vs. ORL 12/02/2022	Free Throw Attempts	37 at UTA 01/10/2023	11 at PHX 01/08/2023
1.000 vs. ORL 12/02/2022	.563 at DEN 01/06/2023	Free Throw Percentage	1.000 vs. POR 11/23/2022	.500 vs. NYK 10/30/2022
18 at DEN 01/06/2023	3 (2) at PHX 01/08/2023	Offensive Rebounds	19 at SAS 12/12/2022	2 at SAC 11/09/2022
43 vs. CHA 11/18/2022	22 at DEN 01/06/2023	Defensive Rebounds	44 vs. BOS 11/02/2022	19 vs. MIA 11/20/2022
51 (2) vs. DAL 12/17/2022	33 (2) vs. BKN 12/26/2022	Total Rebounds	54 (2) at UTA 01/10/2023	24 at SAC 11/09/2022
33 vs. NYK 10/30/2022	12 at MIL 11/25/2022	Assists	34 vs. IND 12/16/2022	14 (2) at CHI 12/31/2022
11 vs. LAL 12/06/2022	1 vs. CHI 01/02/2023	Steals	15 (2) at CHI 12/31/2022	2 at DAL 12/14/2022
26 vs. CHI 01/02/2023	11 (2) at SAS 12/12/2022	Fouls	31 vs. CHI 01/02/2023	9 vs. ORL 12/02/2022
21 vs. UTA 12/19/2022	5 at UTA 01/10/2023	Turnovers	20 at NYK 12/04/2022	7 vs. CHI 01/02/2023
13 at DET 11/04/2022	1 (4) at POR 01/12/2023	Blocks	9 (2) at MIL 11/25/2022	1 (2) vs. NOP 01/16/2023
72 at IND 12/29/2022	32 vs. NYK 10/30/2022	Points in Paint	64 vs. NYK 10/30/2022	24 at DET 11/04/2022
25 (2) at CHI 12/31/2022	4 (3) at PHX 01/08/2023	Second Chance Points	27 at UTA 01/10/2023	2 at CHI 12/31/2022
29 vs. UTA 12/19/2022	0 at SAC 11/09/2022	Fast Break Points	28 vs. NYK 10/30/2022	0 at DAL 12/14/2022
33 vs. PHI 11/30/2022	0 at NYK 12/04/2022	Biggest Lead	26 vs. TOR 12/23/2022	0 (2) at DAL 12/14/2022
56 at CHI 10/22/2022	10 vs. POR 11/23/2022	Bench Points	56 at MIN 01/14/2023	9 (2) at POR 01/12/2023
28 (3) vs. MIA 11/20/2022	7 at MIN 01/14/2023	Points Off Turnovers	35 vs. CHA 11/18/2022	4 vs. LAL 12/06/2022





TEAM RECORD

	RECORD	HOME	ROAD	OT
OVERALL	28-18	19-4	9-14	6-0
ATLANTIC	4-5	3-2	1-3	2-0
CENTRAL	7-3	3-0	4-3	1-0
SOUTHEAST	6-0	6-0	--	2-0
EASTERN	17-8	12-2	5-6	5-0
SOUTHWEST	3-2	2-0	1-2	1-0
NORTHWEST	4-4	3-1	1-3	--
PACIFIC	4-4	2-1	2-3	--
WESTERN	11-10	7-2	4-8	1-0

TEAM WINNING & LOSING STREAKS

LONG:	OVERALL	HOME	ROAD
Win	10/22/2022 — 11/6/2022 (8)	11/18/2022 — 12/6/2022 (7)	10/22/2022 — 11/6/2022 (4)
Loss	11/7/2022 — 11/16/2022 (5)	12/23/2022 — 12/26/2022 (2)	11/7/2022 — 11/25/2022 (5)

*showing most recent streaks

AFTER 46 GAMES: W28, L18

MARGIN	1	2	3	4	5	6	7	8	9	10	11	12	13	14	15	16	17	18	19	20	21	22	23
Won By:	3	1				2		3	1	3	3	1	1	3	1			1					1
Lost By:	2	2	1		2		1	2	1		3	1	1		2								

MARGIN	24	25	26	27	28	29	30	31	32	33	34	35	36	37	38	39	40	41	42	43	44	45	46
Won By:	1		1		1				1														
Lost By:																							

AT START OF:	OVERALL	HOME	ROAD	FG%:	OVERALL	HOME	ROAD
2nd-Ahead:	18-5	14-0	4-5	-44%	6-6	5-1	1-5
-Behind:	10-12	5-4	5-8	45-49%	7-6	5-2	2-4
-Tied:	0-1	0-0	0-1	50-54%	8-6	5-1	3-5
3rd-Ahead:	18-5	13-0	5-5	55-59%	4-0	1-0	3-0
-Behind:	10-10	6-3	4-7	+60%	3-0	3-0	0-0
-Tied:	0-3	0-1	0-2				
4th-Ahead:	19-5	13-1	6-4				
-Behind:	9-13	6-3	3-10				
-Tied:	0-0	0-0	0-0				





TEAM TREND	HOME	AWAY	TTL	LAST GAME	TEAM TREND	HOME	AWAY	TTL	LAST GAME	PLAYER TREND	HOME	AWAY	TTL	LAST GAME
<4 Cavaliers w/ 10+ pts	2-0	0-2	2-2	vs. MIL 12/21/22	Cavaliers shoot 50.0% or better	9-1	5-4	14-5	@ MEM 1/18/23	Kevin Love w/25+ pts	1-0	0-0	1-0	vs. NYK 10/30/22
4+ Cavaliers w/ 10+ pts	17-4	9-12	26-16	@ MEM 1/18/23	Opp shoots 50.0% or better	2-4	2-6	4-10	vs. NOP 1/16/23	Kevin Love w/20+ pts	1-0	2-0	3-0	@ CHI 12/31/22
5+ Cavaliers w/ 10+ pts	11-3	7-9	18-12	@ MEM 1/18/23	Cavaliers shoot 45.0% or better	14-2	7-9	21-11	@ MEM 1/18/23	Kevin Love w/15+ pts	1-0	3-1	4-1	@ CHI 12/31/22
6+ Cavaliers w/ 10+ pts	4-1	4-2	8-3	@ PHX 1/8/23	Cavaliers shoot 44.0% or below	5-1	1-5	6-6	vs. PHX 1/4/23	Kevin Love w/10+ pts	3-2	4-3	7-5	@ DEN 1/6/23
7+ Cavaliers w/ 10+ pts	1-1	0-1	1-2	@ IND 12/29/22	Cavaliers shoot 40.0% or below	1-0	0-3	1-3	vs. PHX 1/4/23	Kevin Love w/15+ REB	1-0	0-0	1-0	vs. CHI 1/2/23
8+ Cavaliers w/ 10+ pts	0-0	0-0	0-0		Opp shoots 45.0% or better	8-4	5-10	13-14	@ MEM 1/18/23	Kevin Love w/10+ REB	3-0	2-0	5-0	vs. CHI 1/2/23
Cavaliers no 20+ pt scorer	0-1	0-2	0-3	@ MIN 1/14/23	Opp shoots 40.0% or below	4-0	2-0	6-0	vs. PHX 1/4/23	Kevin Love w/10+ asts	0-0	1-0	1-0	@ DET 11/4/22
Opp no 20+ pt scorer	2-0	2-0	4-0	vs. PHI 11/30/22	Cavaliers w/10+ 3-pointers made	15-4	5-9	20-13	@ MEM 1/18/23	Kevin Love w/3+ 3FGM	4-2	3-1	7-3	vs. CHI 1/2/23
2+ Cavaliers w/20+ pt scorer	15-0	7-9	22-9	@ MEM 1/18/23	Opp w/10+ 3-pointers made	14-4	5-11	19-15	@ MEM 1/18/23	Kevin Love w/double-double	2-0	3-0	5-0	vs. CHI 1/2/23
2+ Opp w/20+ pt scorer	8-3	3-8	11-11	@ MEM 1/18/23	Cavaliers w/15+ 3-pointers made	5-1	2-2	7-3	@ MEM 1/18/23	Cedi Osman w/20+ pts	3-0	0-0	3-0	vs. UTA 12/19/22
3+ Cavaliers w/20+ pt scorer	7-0	1-2	8-2	@ POR 1/12/23	Opp w/15+ 3-pointers made	1-3	0-7	1-10	@ DEN 1/6/23	Cedi Osman w/15+ pts	5-1	2-2	7-3	@ DEN 1/6/23
3+ Opp w/20+ pt scorer	3-2	0-1	3-3	vs. CHI 1/2/23	Cavaliers 3FG% 40.0% or better	6-1	3-5	9-6	@ MEM 1/18/23	Cedi Osman w/10+ pts	8-4	4-3	12-7	@ DEN 1/6/23
Cavaliers w/30+ pt scorer	10-2	5-4	15-6	vs. NOP 1/16/23	Opp 3FG% 40.0% or better	3-4	1-9	4-13	@ PHX 1/8/23	Cedi Osman w/10+ REB	1-0	0-0	1-0	vs. MIA 11/20/22
Opp w/30+ pt scorer	5-2	3-3	8-5	@ POR 1/12/23	Cavaliers FT% 80.0 or better	10-1	4-8	14-9	@ MIN 1/4/23	Cedi Osman w/3+ 3FGM	5-1	2-2	7-3	@ DEN 1/6/23
All 5 Starters w/10+ pts	6-1	3-2	9-3	@ MEM 1/18/23	Opp FT% 80.0 or better	10-1	4-5	14-6	@ UTA 1/10/23	Cedi Osman w/3+ stls	0-1	0-2	0-3	vs. SAC 12/9/22
Opp 5 Starters w/10+ pts	2-0	0-4	2-4	@ DEN 1/6/23	Cavaliers FT% below 70.0	3-2	2-3	5-5	@ MEM 1/18/23	Cedi Osman w/double-double	1-0	0-0	1-0	vs. MIA 11/20/22
2+ reserves w/10+ pts	6-1	3-3	9-4	@ UTA 1/10/23	Opp FT% below 70.0	5-1	2-2	7-3	vs. MIL 12/21/22	Darius Garland w/50+ pts	0-1	0-0	0-1	vs. MIN 11/13/22
Opp 2+ reserves w/10+ pts	4-1	3-7	7-8	@ MIN 1/14/23	Cavaliers FTM >= Opp FTA	10-2	3-3	13-5	vs. NOP 1/16/23	Darius Garland w/45+ pts	0-2	0-0	0-2	vs. BKN 12/26/22
3+ reserves w/10+ pts	0-0	2-1	2-1	@ IND 12/29/22	Opp FTM >= Cavaliers FTA	4-0	2-5	6-5	@ UTA 1/10/23	Darius Garland w/40+ pts	1-2	0-0	1-2	vs. BKN 12/26/22
Opp 3+ reserves w/10+ pts	1-0	0-0	1-0	vs. IND 12/16/22	Cavaliers FG% >= Opp FG%	12-1	4-5	16-6	@ MEM 1/18/23	Darius Garland w/35+ pts	1-2	0-0	1-2	vs. BKN 12/26/22
Cavaliers <20 pts. in 1st qtr	6-0	1-1	7-1	vs. PHX 1/4/23	Opp FG% >= Cavaliers FG%	5-3	4-8	9-11	vs. NOP 1/16/23	Darius Garland w/30+ pts	2-2	0-0	2-2	vs. NOP 1/16/23
Opp <20 pts. in 1st qtr	6-0	2-0	8-0	vs. PHX 1/4/23	Cavaliers w/30+ FTA	5-3	4-1	9-4	vs. NOP 1/16/23	Darius Garland w/25+ pts	5-2	0-0	5-2	vs. NOP 1/16/23
Cavaliers w/30+ pts in 1st qtr	6-1	4-5	10-6	@ MEM 1/18/23	Opp w/30+ FTA	1-2	1-3	2-5	@ UTA 1/10/23	Darius Garland w/20+ pts	10-2	3-5	13-7	@ MEM 1/18/23
Opp w/30+ pts in 1st qtr	4-4	4-5	8-9	@ MEM 1/18/23	Cavaliers w/20+ asts	17-4	6-11	23-15	@ MEM 1/18/23	Darius Garland w/15+ pts	13-4	4-12	17-16	@ MEM 1/18/23
Cavaliers under 50 pts 1st half	2-2	0-3	2-5	vs. NOP 1/16/23	Opp w/20+ asts	12-4	3-11	15-15	@ MEM 1/18/23	Darius Garland w/10+ pts	14-4	5-12	19-16	@ MEM 1/18/23
Opp under 50 pts 1st half	9-1	2-3	11-4	@ MIN 1/14/23	Cavaliers w/25+ asts	8-1	5-6	13-7	@ MEM 1/18/23	Darius Garland w/10+ FTA	0-2	2-0	2-2	@ POR 1/12/23
Cavaliers 50+ pts 1st half	17-2	9-11	26-13	@ MEM 1/18/23	Opp w/25+ asts	7-3	1-7	8-10	vs. NOP 1/16/23	Darius Garland w/10+ asts	6-0	2-3	8-3	@ MEM 1/18/23
Opp 50+ pts 1st half	10-3	7-11	17-14	@ MEM 1/18/23	Cavaliers w/30+ asts	2-0	2-1	4-1	@ DEN 1/6/23	Darius Garland w/3+ 3FGM	6-3	1-3	7-6	@ MEM 1/18/23
Cavaliers 60+ pts in 1st half	8-0	4-5	12-5	@ MEM 1/18/23	Opp w/30+ asts	1-1	0-1	1-2	vs. IND 12/16/22	Darius Garland w/3+ stls	3-0	0-1	3-1	vs. DAL 12/17/22
Opp 60+ pts in 1st half	4-3	2-7	6-10	@ MEM 1/18/23	Cavaliers asts >= Opp asts	11-1	6-6	17-7	@ MEM 1/18/23	Darius Garland w/double-double	6-0	2-3	8-3	@ MEM 1/18/23
Cavaliers lead by 10+ pts	16-0	7-6	23-6	@ MEM 1/18/23	Opp asts >= Cavaliers asts	6-3	2-7	8-10	vs. NOP 1/16/23	Evan Mobley w/25+ pts	0-0	0-1	0-1	@ LAC 11/7/22
Opp leads by 10+ pts	7-4	4-11	11-15	@ MEM 1/18/23	Cavaliers w/12 or fewer TOs	9-2	3-7	12-9	@ POR 1/12/23	Evan Mobley w/20+ pts	3-0	1-3	4-3	vs. OKC 12/10/22
Games decided by 10+ points	13-2	5-5	18-7	vs. NOP 1/16/23	Opp w/12 or fewer TOs	4-0	2-7	6-7	@ MEM 1/18/23	Evan Mobley w/15+ pts	11-1	4-8	15-9	@ MEM 1/18/23
Games decided by 4-9 points	3-2	3-4	6-6	@ MIN 1/14/23	Cavaliers w/20+ TOs	1-0	1-0	2-0	@ CHI 12/31/22	Evan Mobley w/10+ pts	15-3	7-13	22-16	@ MEM 1/18/23
Games decided by 3 or less points	3-0	1-5	4-5	@ MEM 1/18/23	Opp w/20+ TOs	0-0	0-1	0-1	@ NYK 12/4/22	Evan Mobley w/15+ REB	1-0	0-2	1-2	@ MEM 1/18/23
Both teams score 100+ pts	11-3	4-11	15-14	@ MEM 1/18/23	Cavaliers TO >= Opp TO	8-1	3-7	11-8	@ MEM 1/18/23	Evan Mobley w/10+ REB	6-1	2-5	8-6	@ MEM 1/18/23
Both teams under 100 pts	1-0	0-1	1-1	vs. PHX 1/4/23	Opp TO >= Cavaliers TO	9-3	5-7	14-10	vs. NOP 1/16/23	Evan Mobley w/3+ stls	0-0	0-1	0-1	@ MIL 11/25/22
Cavaliers score under 100 pts	1-1	0-3	1-4	vs. PHX 1/4/23	Cavaliers w/50+ REB	3-0	1-0	4-0	@ CHI 12/31/22	Evan Mobley w/double-double	5-0	2-5	7-5	@ MEM 1/18/23
Opp scores under 100 pts	8-0	5-1	13-1	@ PHX 1/8/23	Opp w/50+ REB	2-0	0-3	2-3	@ UTA 1/10/23	Donovan Mitchell w/55+ pts	1-0	0-0	1-0	vs. CHI 1/2/23
Cavaliers score 100+ pts	18-3	9-11	27-14	@ MEM 1/18/23	Cavaliers REB >= Opp REB	12-0	9-7	21-7	@ MEM 1/18/23	Donovan Mitchell w/50+ pts	1-0	0-0	1-0	vs. CHI 1/2/23
Opp scores 100+ pts	11-4	4-13	15-17	@ MEM 1/18/23	Opp REB >= Cavaliers REB	6-4	0-7	6-11	@ UTA 1/10/23	Donovan Mitchell w/45+ pts	1-0	0-1	1-1	@ UTA 1/10/23
Cavaliers score 110+ pts	15-2	6-6	21-8	@ MEM 1/18/23	Cavaliers w/10+ more REB than Opp	5-0	4-3	9-3	vs. NOP 1/16/23	Donovan Mitchell w/40+ pts	3-0	1-1	4-1	@ UTA 1/10/23
Opp scores 110+ pts	4-3	2-10	6-13	@ MEM 1/18/23	Opp w/10+ more REB than CLE	0-1	0-3	0-4	@ UTA 1/10/23	Donovan Mitchell w/35+ pts	6-0	1-2	7-2	@ UTA 1/10/23
Cavaliers tied or lead after the 3rd qtr	14-1	7-4	21-5	@ MEM 1/18/23	Cavaliers w/10+ stls	3-0	0-0	3-0	vs. LAL 12/6/22	Donovan Mitchell w/30+ pts	9-0	5-4	14-4	@ UTA 1/10/23
Cavaliers tied or lead at halftime	13-1	5-7	18-8	@ MIN 1/14/23	Opp w/10+ stls	2-2	3-4	5-6	@ MEM 1/18/23	Donovan Mitchell w/25+ pts	12-0	6-8	18-8	@ POR 1/12/23
Cavaliers tied or lead after 1st qtr	16-0	5-6	21-6	@ PHX 1/8/23	2+ Cavaliers w/double-double	9-0	4-4	13-4	@ MEM 1/18/23	Donovan Mitchell w/20+ pts	14-0	7-10	21-10	@ POR 1/12/23
Cavaliers trailing after the 3rd qtr	5-3	2-10	7-13	vs. NOP 1/16/23	2+ Opp w/double-double	5-1	1-2	6-3	@ DEN 1/6/23	Donovan Mitchell w/15+ pts	15-1	8-10	23-11	@ POR 1/12/23
Cavaliers trailing at halftime	6-3	4-7	10-10	@ MEM 1/18/23	3+ Cavaliers w/double-double	1-0	0-0	1-0	vs. POR 11/23/22	Donovan Mitchell w/10+ pts	18-2	8-11	26-13	vs. NOP 1/16/23
Cavaliers trailing after 1st qtr	3-4	4-8	7-12	@ MEM 1/18/23	3+ Opp w/double-double	0-1	0-0	0-1	vs. MIN 11/13/22	Donovan Mitchell w/10+ FTA	3-0	2-1	5-1	@ UTA 1/10/23
1st game Back-to-Back	2-1	3-0	5-1	vs. IND 12/16/22	Cavaliers PITP >= Opp PITP	12-3	5-10	17-13	vs. NOP 1/16/23	Donovan Mitchell w/10+ REB	0-0	0-1	0-1	@ GSW 11/11/22
2nd game Back-to-Back	4-0	0-2	4-2	vs. DAL 12/17/22	Opp PITP >= Cavaliers PITP	5-1	4-3	9-4	@ MEM 1/18/23	Donovan Mitchell w/10+ asts	2-0	0-0	2-0	vs. CHI 1/2/23
1st game after a win	14-2	3-9	17-11	@ MEM 1/18/23	Cavaliers 2CP >= Opp 2CP	11-3	7-5	18-8	vs. NOP 1/16/23	Donovan Mitchell w/3+ 3FGM	13-2	3-7	16-9	@ UTA 1/10/23
1st game after a loss	5-2	6-4	11-6	vs. NOP 1/16/23	Opp 2CP >= Cavaliers 2CP	5-1	1-8	6-9	@ MEM 1/18/23	Donovan Mitchell w/3+ stls	3-1	1-1	4-2	@ UTA 1/10/23
On Monday	4-1	0-3	4-4	vs. NOP 1/16/23	Cavaliers FB Pts >= Opp FB Pts	6-0	4-7	10-7	@ POR 1/12/23	Donovan Mitchell w/double-double	2-0	0-1	2-1	vs. CHI 1/2/23
On Tuesday	1-0	0-1	1-1	@ UTA 1/10/23	Opp FB Pts >= Cavaliers FB Pts	12-4	5-6	17-10	vs. NOP 1/16/23	Isaac Okoro w/15+ pts	0-1	0-1	0-2	@ MEM 1/18/23
On Wednesday	6-0	1-4	7-4	@ MEM 1/18/23						Isaac Okoro w/10+ pts	5-1	3-3	8-4	@ MEM 1/18/23
On Thursday	0-0	1-1	1-1	@ POR 1/12/23						Isaac Okoro w/3+ 3FGM	0-0	1-1	1-1	@ MEM 1/18/23
On Friday	3-2	2-3	5-5	@ DEN 1/6/23						Isaac Okoro w/3+ stls	1-0	0-1	1-1	@ MIN 1/14/23
On Saturday	2-0	2-1	4-1	@ MIN 1/14/23						Jarrett Allen w/20+ pts	7-0	2-1	9-1	vs. NOP 1/16/23
On Sunday	3-1	3-1	6-2	@ PHX 1/8/23						Jarrett Allen w/15+ pts	10-0	3-4	13-4	vs. NOP 1/16/23
January	3-0	2-4	5-4	@ MEM 1/18/23						Jarrett Allen w/10+ pts	11-2	6-9	17-11	@ MEM 1/18/23
October	3-0	2-1	5-1	vs. NYK 10/30/22						Jarrett Allen w/10+ FTA	1-0	0-0	1-0	vs. OKC 12/10/22
November	6-1	3-6	9-7	vs. PHI 11/30/22						Jarrett Allen w/15+ REB	2-0	0-1	2-1	vs. DAL 12/17/22
December	7-3	2-3	9-6	@ CHI 12/31/22						Jarrett Allen w/10+ REB	12-1	5-3	17-4	vs. NOP 1/16/23
										Jarrett Allen w/3+ stls	1-0	0-0	1-0	vs. LAL 12/6/22
										Jarrett Allen w/double-double	9-1	4-3	13-4	vs. NOP 1/16/23





DATE	OPPONENT	H-R	W-L	SCORE CLE-OPP	HOME RECORD	ROAD RECORD	TOTAL RECORD	CAVALIERS HI SCORER	PT	CAVALIERS HI REBR	RB	CAVALIERS HI ASSISTS	AST	OPPONENT HI SCORER	PT	ATTEND
10/19/2022	at Raptors	R	L	105-108	0-0	0-1	0-1	D. Mitchell	31	J. Allen	10	D. Mitchell	9	P. Siakam	23	19,800
10/22/2022	at Bulls	R	W	128-96	0-0	1-1	1-1	D. Mitchell	32	K. Love	12	C. LeVert/D. Mitchell	8	Z. LaVine	23	21,089
10/23/2022	Wizards	H	W	117-107	1-0	1-1	2-1	D. Mitchell	37	J. Allen	14	D. Mitchell/C. LeVert	4	B. Beal	27	19,432
10/26/2022	Magic	H	W	103-92	2-0	1-1	3-1	E. Mobley	20	J. Allen	16	D. Mitchell	8	P. Banchemo	29	0
10/28/2022	at Celtics	R	W	132-123	2-0	2-1	4-1	C. LeVert/D. Mitchell	41	J. Allen	11	C. LeVert	7	J. Brown/J. Tatum	32	19,156
10/30/2022	Knicks	H	W	121-108	3-0	2-1	5-1	D. Mitchell	38	J. Allen	13	D. Mitchell	12	E. Fournier/J. Brunson	16	19,432
11/02/2022	Celtics	H	W	114-113	4-0	2-1	6-1	D. Garland	29	J. Allen	14	D. Garland	12	J. Brown	30	19,432
11/04/2022	at Pistons	R	W	112-88	4-0	3-1	7-1	J. Allen	23	K. Love/E. Mobley	8	K. Love	10	C. Cunningham	19	18,744
11/06/2022	at Lakers	R	W	114-100	4-0	4-1	8-1	D. Mitchell	33	J. Allen	11	D. Garland	7	L. James	27	18,997
11/07/2022	at Clippers	R	L	117-119	4-0	4-2	8-2	D. Mitchell	30	J. Allen	20	D. Garland	12	P. George	26	16,516
11/09/2022	at Kings	R	L	120-127	4-0	4-3	8-3	D. Mitchell	38	C. LeVert	10	D. Garland	8	D. Sabonis	21	13,816
11/11/2022	at Warriors	R	L	101-106	4-0	4-4	8-4	D. Mitchell	29	E. Mobley	13	D. Mitchell	9	S. Curry	40	18,064
11/13/2022	Timberwolves	H	L	124-129	4-1	4-4	8-5	D. Garland	51	E. Mobley	13	D. Garland	6	D. Russell	30	19,432
11/16/2022	at Bucks	R	L	98-113	4-1	4-5	8-6	D. Mitchell/D. Garland	23	K. Love/E. Mobley	7	D. Garland	8	B. Lopez	29	17,341
11/18/2022	Hornets	H	W	132-122	5-1	4-5	9-6	D. Garland	41	E. Mobley	18	D. Garland/D. Mitchell	6	K. Oubre Jr.	34	19,432
11/20/2022	Heat	H	W	113-87	6-1	4-5	10-6	D. Garland	25	C. Osman	12	D. Garland	7	B. Adebayo	21	19,432
11/21/2022	Hawks	H	W	114-102	7-1	4-5	11-6	D. Mitchell	29	J. Allen	11	D. Mitchell/D. Garland	9	T. Young	25	19,432
11/23/2022	Trail Blazers	H	W	114-96	8-1	4-5	12-6	D. Mitchell	34	J. Allen	13	D. Garland	12	J. Nurkic	22	19,432
11/25/2022	at Bucks	R	L	102-117	8-1	4-6	12-7	D. Mitchell	29	D. Wade	12	D. Garland	3	G. Antetokounmpo	38	17,447
11/27/2022	at Pistons	R	W	102-94	8-1	5-6	13-7	D. Mitchell	32	E. Mobley	13	D. Garland	10	M. Bagley III	19	18,240
11/28/2022	at Raptors	R	L	88-100	8-1	5-7	13-8	D. Garland/E. Mobley	18	E. Mobley	15	D. Garland	10	O. Anunoby	20	19,800
11/30/2022	76ers	H	W	113-85	9-1	5-7	14-8	C. LeVert	22	E. Mobley	8	D. Garland	9	J. Embiid	19	19,432
12/02/2022	Magic	H	W	107-96	10-1	5-7	15-8	D. Mitchell	34	E. Mobley	13	D. Garland	6	P. Banchemo	22	19,432
12/04/2022	at Knicks	R	L	81-92	10-1	5-8	15-9	D. Mitchell	23	E. Mobley	10	D. Mitchell	5	J. Brunson	23	19,007
12/06/2022	Lakers	H	W	116-102	11-1	5-8	16-9	D. Mitchell	43	E. Mobley	12	D. Garland	11	L. James	21	19,432
12/09/2022	Kings	H	L	95-106	11-2	5-8	16-10	C. LeVert	22	J. Allen/L. Stevens	8	C. LeVert/D. Garland	6	H. Barnes	20	19,432
12/10/2022	Thunder	H	W	110-102	12-2	5-8	17-10	C. LeVert	22	E. Mobley	12	D. Garland	8	S. Gilgeous-Alexander	23	19,432
12/12/2022	at Spurs	R	L	111-112	12-2	5-9	17-11	D. Mitchell	28	E. Mobley	13	D. Garland	9	J. Richardson	24	13,434
12/14/2022	at Mavericks	R	W	105-90	12-2	6-9	18-11	D. Mitchell	34	L. Stevens	11	E. Mobley/D. Garland	6	L. Dončić	30	20,093
12/16/2022	Pacers	H	W	118-112	13-2	6-9	19-11	D. Mitchell	41	E. Mobley	9	D. Garland	10	B. Mathurin	22	19,432
12/17/2022	Mavericks	H	W	100-99	14-2	6-9	20-11	D. Mitchell	25	J. Allen	15	D. Garland	12	K. Walker	32	19,432
12/19/2022	Jazz	H	W	122-99	15-2	6-9	21-11	D. Mitchell	23	J. Allen	11	D. Garland	8	L. Markkanen	24	19,432
12/21/2022	Bucks	H	W	114-106	16-2	6-9	22-11	D. Mitchell	36	K. Love	9	D. Mitchell	6	G. Antetokounmpo	45	19,432
12/23/2022	Raptors	H	L	107-118	16-3	6-9	22-12	D. Garland	17	E. Mobley	8	D. Garland	8	P. Siakam/O. Anunoby	26	19,432
12/26/2022	Nets	H	L	117-125	16-4	6-9	22-13	D. Garland	46	J. Allen	11	D. Garland	8	K. Irving/K. Durant	32	19,432
12/29/2022	at Pacers	R	L	126-135	16-4	6-10	22-14	D. Mitchell	28	J. Allen	14	D. Garland	8	T. Haliburton	29	17,274
12/31/2022	at Bulls	R	W	103-102	16-4	7-10	23-14	C. LeVert	23	J. Allen	10	D. Mitchell	6	D. DeRozan	21	21,524
01/02/2023	Bulls	H	W	145-134	17-4	7-10	24-14	D. Mitchell	71	K. Love	17	D. Mitchell	11	D. DeRozan	44	19,432
01/04/2023	Suns	H	W	90-88	18-4	7-10	25-14	C. LeVert	21	K. Love/E. Mobley/J. Allen	8	D. Mitchell	9	C. Paul	25	19,432
01/06/2023	at Nuggets	R	L	108-121	18-4	7-11	25-15	C. LeVert	22	E. Mobley/J. Allen	9	D. Garland	8	N. Jokic	28	19,638
01/08/2023	at Suns	R	W	112-98	18-4	8-11	26-15	D. Garland/D. Mitchell	22	J. Allen	12	D. Garland/C. LeVert	7	D. Washington Jr.	25	17,071
01/10/2023	at Jazz	R	L	114-116	18-4	8-12	26-16	D. Mitchell	46	K. Love	9	D. Garland/D. Mitchell	6	J. Clarkson	32	18,206
01/12/2023	at Trail Blazers	R	W	119-113	18-4	9-12	27-16	D. Mitchell	26	J. Allen	10	D. Garland	10	D. Lillard	50	18,105
01/14/2023	at Timberwolves	R	L	102-110	18-4	9-13	27-17	E. Mobley/J. Allen	19	K. Love/E. Mobley/J. Allen	8	D. Mitchell	6	A. Edwards	26	17,136
01/16/2023	Pelicans	H	W	113-103	19-4	9-13	28-17	D. Garland	30	J. Allen	11	D. Garland	11	C. McCollum	25	19,432
01/18/2023	at Grizzlies	R	L	114-115	19-4	9-14	28-18	D. Garland	24	E. Mobley	15	D. Garland	14	D. Bane	25	16,892
01/20/2023	Warriors	--	--	--	--	--	--	--	--	--	--	--	--	--	--	--
01/21/2023	Bucks	--	--	--	--	--	--	--	--	--	--	--	--	--	--	--
01/24/2023	at Knicks	--	--	--	--	--	--	--	--	--	--	--	--	--	--	--
01/26/2023	at Rockets	--	--	--	--	--	--	--	--	--	--	--	--	--	--	--
01/27/2023	at Thunder	--	--	--	--	--	--	--	--	--	--	--	--	--	--	--
01/29/2023	Clippers	--	--	--	--	--	--	--	--	--	--	--	--	--	--	--
01/31/2023	Heat	--	--	--	--	--	--	--	--	--	--	--	--	--	--	--
02/02/2023	Grizzlies	--	--	--	--	--	--	--	--	--	--	--	--	--	--	--
02/05/2023	at Pacers	--	--	--	--	--	--	--	--	--	--	--	--	--	--	--
02/06/2023	at Wizards	--	--	--	--	--	--	--	--	--	--	--	--	--	--	--
02/08/2023	Pistons	--	--	--	--	--	--	--	--	--	--	--	--	--	--	--
02/10/2023	at Pelicans	--	--	--	--	--	--	--	--	--	--	--	--	--	--	--
02/11/2023	Bulls	--	--	--	--	--	--	--	--	--	--	--	--	--	--	--
02/13/2023	Spurs	--	--	--	--	--	--	--	--	--	--	--	--	--	--	--
02/15/2023	at 76ers	--	--	--	--	--	--	--	--	--	--	--	--	--	--	--
02/23/2023	Nuggets	--	--	--	--	--	--	--	--	--	--	--	--	--	--	--
02/24/2023	at Hawks	--	--	--	--	--	--	--	--	--	--	--	--	--	--	--
02/26/2023	Raptors	--	--	--	--	--	--	--	--	--	--	--	--	--	--	--
03/01/2023	at Celtics	--	--	--	--	--	--	--	--	--	--	--	--	--	--	--
03/04/2023	Pistons	--	--	--	--	--	--	--	--	--	--	--	--	--	--	--
03/06/2023	Celtics	--	--	--	--	--	--	--	--	--	--	--	--	--	--	--
03/08/2023	at Heat	--	--	--	--	--	--	--	--	--	--	--	--	--	--	--
03/10/2023	at Heat	--	--	--	--	--	--	--	--	--	--	--	--	--	--	--
03/12/2023	at Hornets	--	--	--	--	--	--	--	--	--	--	--	--	--	--	--
03/14/2023	at Hornets	--	--	--	--	--	--	--	--	--	--	--	--	--	--	--
03/15/2023	76ers	--	--	--	--	--	--	--	--	--	--	--	--	--	--	--
03/17/2023	Wizards	--	--	--	--	--	--	--	--	--	--	--	--	--	--	--
03/21/2023	at Nets	--	--	--	--	--	--	--	--	--	--	--	--	--	--	--
03/23/2023	at Nets	--	--	--	--	--	--	--	--	--	--	--	--	--	--	--
03/26/2023	Rockets	--	--	--	--	--	--	--	--	--	--	--	--	--	--	--
03/28/2023	at Hawks	--	--	--	--	--	--	--	--	--	--	--	--	--	--	--
03/31/2023	Knicks	--	--	--	--	--	--	--	--	--	--	--	--	--	--	--
04/02/2023	Pacers	--	--	--	--	--	--	--	--	--	--	--	--	--	--	--
04/04/2023	at Magic	--	--	--	--	--	--	--	--	--	--	--	--	--	--	--
04/06/2023	at Magic	--	--	--	--	--	--	--	--	--	--	--	--	--	--	--
04/09/2023	Hornets	--	--	--	--	--	--	--	--	--	--	--	--	--	--	--





2022-23 REGULAR SEASON GAME-BY-GAME STATS

DATE	GAME	W/L	FG	FGA	PCT	3FG	3FGA	PCT	FT	FTA	PCT	OR	DR	REB	AST	PF	ST	TO	BS	PTS
10/19	Cavaliers	L	38	77	0.494	10	28	0.357	19	23	0.826	6	32	38	25	21	5	17	5	105
19,800	at Raptors		36	86	0.419	13	30	0.433	23	32	0.719	12	29	41	19	23	15	13	4	108
10/22	Cavaliers	W	48	85	0.565	16	27	0.593	16	18	0.889	8	40	48	32	17	4	18	5	128
21,089	at Bulls		34	84	0.405	7	29	0.241	21	25	0.840	10	25	35	19	19	12	10	7	96
10/23	Cavaliers	W	41	96	0.427	13	33	0.394	22	25	0.880	16	32	48	19	20	10	13	5	117
19,432	vs. Wizards		43	87	0.494	12	28	0.429	9	15	0.600	4	31	35	25	24	9	20	4	107
10/26	Cavaliers	W	36	87	0.414	10	33	0.303	21	30	0.700	12	31	43	25	22	6	13	3	103
	vs. Magic		35	81	0.432	6	24	0.250	16	21	0.762	10	33	43	19	29	6	17	6	92
10/28	Cavaliers	W	45	87	0.517	16	35	0.457	26	34	0.765	9	33	42	18	28	5	16	2	132
19,156	at Celtics		42	82	0.512	13	33	0.394	26	32	0.813	5	29	34	28	27	9	19	2	123
10/30	Cavaliers	W	41	89	0.461	23	50	0.460	16	19	0.842	10	33	43	33	22	3	14	5	121
19,432	vs. Knicks		45	92	0.489	10	27	0.370	8	16	0.500	12	33	45	26	25	9	14	2	108
11/2	Cavaliers	W	42	100	0.420	11	39	0.282	19	24	0.792	9	42	51	24	23	6	11	4	114
19,432	vs. Celtics		38	93	0.409	11	41	0.268	26	27	0.963	8	44	52	26	24	5	14	9	113
11/4	Cavaliers	W	44	81	0.543	11	26	0.423	13	16	0.813	10	37	47	30	15	5	19	13	112
18,744	at Pistons		31	83	0.373	13	37	0.351	13	15	0.867	9	25	34	16	22	10	19	6	88
11/6	Cavaliers	W	37	84	0.440	8	32	0.250	32	36	0.889	9	39	48	19	20	7	14	6	114
18,997	at Lakers		40	87	0.460	8	27	0.296	12	21	0.571	10	33	43	24	26	4	17	4	100
11/7	Cavaliers	L	43	83	0.518	16	33	0.485	15	21	0.714	10	38	48	29	21	6	17	2	117
16,516	at Clippers		40	79	0.506	17	38	0.447	22	28	0.786	4	27	31	19	19	8	9	2	119
11/9	Cavaliers	L	46	86	0.535	11	26	0.423	17	20	0.850	12	30	42	24	23	4	18	1	120
13,816	at Kings		40	76	0.526	17	39	0.436	30	35	0.857	2	22	24	30	20	12	9	4	127
11/11	Cavaliers	L	37	92	0.402	8	30	0.267	19	26	0.731	14	32	46	25	17	6	13	3	101
18,064	at Warriors		40	82	0.488	15	36	0.417	11	14	0.786	8	36	44	29	27	5	15	3	106
11/13	Cavaliers	L	40	89	0.449	17	34	0.500	27	39	0.692	16	24	40	22	22	6	10	1	124
19,432	vs. Timberwolves		46	82	0.561	12	24	0.500	25	34	0.735	11	36	47	30	30	5	13	4	129
11/16	Cavaliers	L	36	84	0.429	12	28	0.429	14	17	0.824	6	28	34	22	18	7	8	7	98
17,341	at Bucks		41	86	0.477	16	39	0.410	15	27	0.556	13	39	52	26	16	5	14	6	113
11/18	Cavaliers	W	49	92	0.533	8	28	0.286	26	32	0.813	7	43	50	25	25	8	20	8	132
19,432	vs. Hornets		44	110	0.400	14	44	0.318	20	24	0.833	7	36	53	24	33	11	16	6	122
11/20	Cavaliers	W	44	83	0.530	13	37	0.351	12	16	0.750	13	36	49	31	23	7	20	1	113
19,432	vs. Heat		31	80	0.388	6	31	0.194	19	22	0.864	11	19	30	17	16	6	16	3	87
11/21	Cavaliers	W	42	70	0.600	10	19	0.526	20	23	0.870	3	34	37	24	17	8	20	3	114
19,432	vs. Hawks		38	87	0.437	11	34	0.324	15	17	0.882	10	25	35	24	21	11	17	3	102
11/23	Cavaliers	W	41	74	0.554	12	27	0.444	20	23	0.870	11	28	39	22	14	4	17	4	114
19,432	vs. Trail Blazers		35	78	0.449	13	31	0.419	13	13	1.000	11	21	32	28	24	9	17	4	96
11/25	Cavaliers	L	34	87	0.391	12	33	0.364	22	26	0.846	10	31	41	12	17	9	9	2	102
17,447	at Bucks		42	83	0.506	15	32	0.469	18	25	0.720	8	35	43	27	22	4	13	9	117
11/27	Cavaliers	W	33	77	0.429	8	28	0.286	28	33	0.848	10	31	41	14	20	3	14	4	102
18,240	at Pistons		36	79	0.456	8	28	0.286	14	26	0.538	7	29	36	14	26	9	16	6	94
11/28	Cavaliers	L	34	90	0.378	7	38	0.184	13	16	0.813	13	34	47	21	18	7	10	3	88
19,800	at Raptors		37	84	0.440	12	28	0.429	14	17	0.824	7	38	45	23	17	4	12	5	100
11/30	Cavaliers	W	45	74	0.608	15	29	0.517	8	10	0.800	6	34	40	28	13	10	19	3	113
19,432	vs. 76ers		32	77	0.416	6	26	0.231	15	18	0.833	7	23	30	19	11	7	16	1	85
12/2	Cavaliers	W	41	84	0.488	16	42	0.381	9	9	1.000	5	28	33	22	14	7	13	5	107
19,432	vs. Magic		40	81	0.494	8	23	0.348	8	12	0.667	11	29	40	19	13	6	18	4	96
12/4	Cavaliers	L	29	83	0.349	8	35	0.229	15	20	0.750	8	31	39	17	15	7	19	6	81
19,007	at Knicks		35	86	0.407	5	29	0.172	17	21	0.810	14	40	54	17	16	6	21	3	92
12/6	Cavaliers	W	48	93	0.516	7	27	0.259	13	17	0.765	9	35	44	25	20	11	8	3	116
19,432	vs. Lakers		38	89	0.427	6	36	0.167	20	24	0.833	14	29	43	16	13	4	16	6	102
12/9	Cavaliers	L	34	79	0.430	10	30	0.333	17	22	0.773	8	28	36	20	23	7	20	4	95
19,432	vs. Kings		35	66	0.530	16	33	0.485	20	32	0.625	5	33	38	21	22	11	19	5	106
12/10	Cavaliers	W	40	85	0.471	12	32	0.375	18	26	0.692	12	36	48	25	14	6	13	4	110
19,432	vs. Thunder		38	83	0.458	10	29	0.345	16	20	0.800	7	33	40	25	26	8	11	6	102
12/12	Cavaliers	L	45	92	0.489	5	23	0.217	16	17	0.941	15	29	44	21	13	7	15	7	111
13,434	at Spurs		46	97	0.474	9	27	0.333	11	16	0.688	19	27	46	25	19	6	13	2	112
12/14	Cavaliers	W	41	78	0.526	8	24	0.333	15	19	0.789	5	38	43	26	20	5	9	2	105
20,093	at Mavericks		29	74	0.392	13	38	0.342	19	26	0.731	6	27	33	17	15	2	13	3	90
12/16	Cavaliers	W	38	76	0.500	14	31	0.452	28	32	0.875	6	28	34	23	15	6	10	2	118
19,432	vs. Pacers		42	80	0.525	11	36	0.306	17	19	0.895	5	28	33	34	22	6	10	4	112
12/17	Cavaliers	W	40	94	0.426	7	36	0.194	13	22	0.591	9	42	51	23	24	6	13	5	100
19,432	vs. Mavericks		36	88	0.409	15	49	0.306	12	19	0.632	5	40	45	19	20	5	12	6	99
12/19	Cavaliers	W	43	70	0.614	15	26	0.577	21	26	0.808	4	41	45	24	20	5	23	4	122
19,432	vs. Jazz		36	93	0.387	10	34	0.294	17	23	0.739	15	20	35	19	22	9	14	2	99
12/21	Cavaliers	W	41	85	0.482	10	32	0.313	22	28	0.786	9	28	37	22	21	8	10	3	114
19,432	vs. Bucks		39	83	0.470	13	30	0.433	15	22	0.682	13	33	46	20	23	7	21	5	106
12/23	Cavaliers	L	39	76	0.513	11	33	0.333	18	30	0.600	6	29	35	27	17	9	15	4	107
19,432	vs. Raptors		42	84	0.500	19	37	0.514	15	18	0.833	11	34	45	25	20	10	19	2	118
12/26	Cavaliers	L	39	82	0.476	13	36	0.361	26	30	0.867	10	23	33	21	14	8	12	3	117
19,432	vs. Nets		47	82	0.573	18	30	0.600	13	17	0.765	7	31	38	27	25	7	17	4	125
12/29	Cavaliers	L	50	96	0.521	12	28	0.429	14	20	0.700	17	27	44	29	17	7	11	4	126
17,274	at Pacers		48	85	0.565	19	31	0.613	20	21	0.952	4	28	32	28	18	6	9	8	135
12/31	Cavaliers	W	39	85	0.459	13	38	0.342	12	19	0.632	15	35	50	20	18	9	21	5	103
21,524	at Bulls		39	81	0.481	7	21	0.333	17	24	0.708	9	31	40	14	15	15	15	6	102
1/2	Cavaliers	W	48	92	0.522	16	46	0.348	33	45	0.73									



DATE	GAME	W/L	FG	FGA	PCT	3FG	3FGA	PCT	FT	FTA	PCT	OR	DR	REB	AST	PF	ST	TO	BS	PTS
1/12	Cavaliers at Trail Blazers	W	44	89	0.494	7	22	0.318	24	31	0.774	12	32	44	28	19	6	11	1	119
18,105			40	78	0.513	11	33	0.333	22	29	0.759	5	31	36	17	27	6	17	4	113
1/14	Cavaliers at Timberwolves	L	37	76	0.487	8	28	0.286	20	23	0.870	8	32	40	24	17	5	18	2	102
17,136			45	80	0.563	9	28	0.321	11	15	0.733	4	27	31	22	21	10	15	5	110
1/16	Cavaliers vs. Pelicans	W	39	80	0.488	9	28	0.321	26	33	0.788	13	30	43	22	19	5	15	4	113
19,432			38	75	0.507	10	27	0.370	17	22	0.773	3	25	28	26	23	9	17	1	103
1/18	Cavaliers at Grizzlies	L	42	82	0.512	16	35	0.457	14	21	0.667	11	36	47	29	17	4	19	7	114
16,892			44	97	0.454	11	34	0.324	16	22	0.727	15	27	42	22	19	10	8	7	115
1/20	Cavaliers vs. Warriors	--	--	--	--	--	--	--	--	--	--	--	--	--	--	--	--	--	--	--
1/21	Cavaliers vs. Bucks	--	--	--	--	--	--	--	--	--	--	--	--	--	--	--	--	--	--	--
1/24	Cavaliers at Knicks	--	--	--	--	--	--	--	--	--	--	--	--	--	--	--	--	--	--	--
1/26	Cavaliers at Rockets	--	--	--	--	--	--	--	--	--	--	--	--	--	--	--	--	--	--	--
1/27	Cavaliers at Thunder	--	--	--	--	--	--	--	--	--	--	--	--	--	--	--	--	--	--	--
1/29	Cavaliers vs. Clippers	--	--	--	--	--	--	--	--	--	--	--	--	--	--	--	--	--	--	--
1/31	Cavaliers vs. Heat	--	--	--	--	--	--	--	--	--	--	--	--	--	--	--	--	--	--	--
2/2	Cavaliers vs. Grizzlies	--	--	--	--	--	--	--	--	--	--	--	--	--	--	--	--	--	--	--
2/5	Cavaliers at Pacers	--	--	--	--	--	--	--	--	--	--	--	--	--	--	--	--	--	--	--
2/6	Cavaliers at Wizards	--	--	--	--	--	--	--	--	--	--	--	--	--	--	--	--	--	--	--
2/8	Cavaliers vs. Pistons	--	--	--	--	--	--	--	--	--	--	--	--	--	--	--	--	--	--	--
2/10	Cavaliers at Pelicans	--	--	--	--	--	--	--	--	--	--	--	--	--	--	--	--	--	--	--
2/11	Cavaliers vs. Bulls	--	--	--	--	--	--	--	--	--	--	--	--	--	--	--	--	--	--	--
2/13	Cavaliers vs. Spurs	--	--	--	--	--	--	--	--	--	--	--	--	--	--	--	--	--	--	--
2/15	Cavaliers at 76ers	--	--	--	--	--	--	--	--	--	--	--	--	--	--	--	--	--	--	--
2/23	Cavaliers vs. Nuggets	--	--	--	--	--	--	--	--	--	--	--	--	--	--	--	--	--	--	--
2/24	Cavaliers at Hawks	--	--	--	--	--	--	--	--	--	--	--	--	--	--	--	--	--	--	--
2/26	Cavaliers vs. Raptors	--	--	--	--	--	--	--	--	--	--	--	--	--	--	--	--	--	--	--
3/1	Cavaliers at Celtics	--	--	--	--	--	--	--	--	--	--	--	--	--	--	--	--	--	--	--
3/4	Cavaliers vs. Pistons	--	--	--	--	--	--	--	--	--	--	--	--	--	--	--	--	--	--	--
3/6	Cavaliers vs. Celtics	--	--	--	--	--	--	--	--	--	--	--	--	--	--	--	--	--	--	--
3/8	Cavaliers at Heat	--	--	--	--	--	--	--	--	--	--	--	--	--	--	--	--	--	--	--
3/10	Cavaliers at Heat	--	--	--	--	--	--	--	--	--	--	--	--	--	--	--	--	--	--	--
3/12	Cavaliers at Hornets	--	--	--	--	--	--	--	--	--	--	--	--	--	--	--	--	--	--	--
3/14	Cavaliers at Hornets	--	--	--	--	--	--	--	--	--	--	--	--	--	--	--	--	--	--	--
3/15	Cavaliers vs. 76ers	--	--	--	--	--	--	--	--	--	--	--	--	--	--	--	--	--	--	--
3/17	Cavaliers vs. Wizards	--	--	--	--	--	--	--	--	--	--	--	--	--	--	--	--	--	--	--
3/21	Cavaliers at Nets	--	--	--	--	--	--	--	--	--	--	--	--	--	--	--	--	--	--	--
3/23	Cavaliers at Nets	--	--	--	--	--	--	--	--	--	--	--	--	--	--	--	--	--	--	--
3/26	Cavaliers vs. Rockets	--	--	--	--	--	--	--	--	--	--	--	--	--	--	--	--	--	--	--
3/28	Cavaliers at Hawks	--	--	--	--	--	--	--	--	--	--	--	--	--	--	--	--	--	--	--
3/31	Cavaliers vs. Knicks	--	--	--	--	--	--	--	--	--	--	--	--	--	--	--	--	--	--	--
4/2	Cavaliers vs. Pacers	--	--	--	--	--	--	--	--	--	--	--	--	--	--	--	--	--	--	--
4/4	Cavaliers at Magic	--	--	--	--	--	--	--	--	--	--	--	--	--	--	--	--	--	--	--
4/6	Cavaliers at Magic	--	--	--	--	--	--	--	--	--	--	--	--	--	--	--	--	--	--	--
4/9	Cavaliers vs. Hornets	--	--	--	--	--	--	--	--	--	--	--	--	--	--	--	--	--	--	--
TOTALS		46	1,870	3,877	0.482	526	1,453	0.362	867	1,113	0.779	450	1,511	1,961	1,091	872	296	656	189	5,133
OPPONENTS		46	1,800	3,868	0.465	536	1,469	0.365	790	1,029	0.768	416	1,423	1,839	1,042	986	349	679	197	4,926





DATE	OPPONENT	FORWARD	FORWARD	CENTER	GUARD	GUARD	SCORE	W/L
10/19/2022	@ Toronto	#45 Donovan Mitchell	#4 Evan Mobley	#31 Jarrett Allen	#10 Darius Garland	#3 Caris LeVert	108-105	L
10/22/2022	@ Chicago	#3 Caris LeVert	#4 Evan Mobley	#31 Jarrett Allen	#45 Donovan Mitchell	#35 Isaac Okoro	128-96	W
10/23/2022	vs. Washington	#3 Caris LeVert	#4 Evan Mobley	#31 Jarrett Allen	#45 Donovan Mitchell	#35 Isaac Okoro	117-107	W
10/26/2022	vs. Orlando	#32 Dean Wade	#4 Evan Mobley	#31 Jarrett Allen	#45 Donovan Mitchell	#3 Caris LeVert	103-92	W
10/28/2022	@ Boston	#32 Dean Wade	#4 Evan Mobley	#31 Jarrett Allen	#45 Donovan Mitchell	#3 Caris LeVert	132-123	W
10/30/2022	vs. New York	#32 Dean Wade	#4 Evan Mobley	#31 Jarrett Allen	#45 Donovan Mitchell	#3 Caris LeVert	121-108	W
11/02/2022	vs. Boston	#3 Caris LeVert	#4 Evan Mobley	#31 Jarrett Allen	#10 Darius Garland	#45 Donovan Mitchell	114-113	W
11/04/2022	@ Detroit	#32 Dean Wade	#4 Evan Mobley	#31 Jarrett Allen	#35 Isaac Okoro	#3 Caris LeVert	112-88	W
11/06/2022	@ LA Lakers	#3 Caris LeVert	#4 Evan Mobley	#31 Jarrett Allen	#10 Darius Garland	#45 Donovan Mitchell	114-100	W
11/07/2022	@ LA Clippers	#3 Caris LeVert	#4 Evan Mobley	#31 Jarrett Allen	#10 Darius Garland	#45 Donovan Mitchell	119-117	L
11/09/2022	@ Sacramento	#3 Caris LeVert	#4 Evan Mobley	#31 Jarrett Allen	#10 Darius Garland	#45 Donovan Mitchell	127-120	L
11/11/2022	@ Golden State	#3 Caris LeVert	#4 Evan Mobley	#31 Jarrett Allen	#10 Darius Garland	#45 Donovan Mitchell	106-101	L
11/13/2022	vs. Minnesota	#8 Lamar Stevens	#0 Kevin Love	#4 Evan Mobley	#10 Darius Garland	#3 Caris LeVert	129-124	L
11/16/2022	@ Milwaukee	#3 Caris LeVert	#8 Lamar Stevens	#4 Evan Mobley	#10 Darius Garland	#45 Donovan Mitchell	113-98	L
11/18/2022	vs. Charlotte	#8 Lamar Stevens	#4 Evan Mobley	#31 Jarrett Allen	#10 Darius Garland	#45 Donovan Mitchell	132-122	W
11/20/2022	vs. Miami	#8 Lamar Stevens	#4 Evan Mobley	#31 Jarrett Allen	#10 Darius Garland	#45 Donovan Mitchell	113-87	W
11/21/2022	vs. Atlanta	#8 Lamar Stevens	#4 Evan Mobley	#31 Jarrett Allen	#10 Darius Garland	#45 Donovan Mitchell	114-102	W
11/23/2022	vs. Portland	#8 Lamar Stevens	#4 Evan Mobley	#31 Jarrett Allen	#10 Darius Garland	#45 Donovan Mitchell	114-96	W
11/25/2022	@ Milwaukee	#32 Dean Wade	#4 Evan Mobley	#31 Jarrett Allen	#10 Darius Garland	#45 Donovan Mitchell	117-102	L
11/27/2022	@ Detroit	#32 Dean Wade	#4 Evan Mobley	#33 Robin Lopez	#45 Donovan Mitchell	#10 Darius Garland	102-94	W
11/28/2022	@ Toronto	#35 Isaac Okoro	#32 Dean Wade	#4 Evan Mobley	#10 Darius Garland	#45 Donovan Mitchell	100-88	L
11/30/2022	vs. Philadelphia	#32 Dean Wade	#21 Mamadi Diakite	#4 Evan Mobley	#10 Darius Garland	#45 Donovan Mitchell	113-85	W
12/02/2022	vs. Orlando	#8 Lamar Stevens	#32 Dean Wade	#4 Evan Mobley	#10 Darius Garland	#45 Donovan Mitchell	107-96	W
12/04/2022	@ New York	#21 Mamadi Diakite	#8 Lamar Stevens	#4 Evan Mobley	#45 Donovan Mitchell	#10 Darius Garland	92-81	L
12/06/2022	vs. LA Lakers	#8 Lamar Stevens	#4 Evan Mobley	#31 Jarrett Allen	#10 Darius Garland	#45 Donovan Mitchell	116-102	W
12/09/2022	vs. Sacramento	#8 Lamar Stevens	#4 Evan Mobley	#31 Jarrett Allen	#10 Darius Garland	#3 Caris LeVert	106-95	L
12/10/2022	vs. Oklahoma City	#8 Lamar Stevens	#4 Evan Mobley	#31 Jarrett Allen	#10 Darius Garland	#3 Caris LeVert	110-102	W
12/12/2022	@ San Antonio	#8 Lamar Stevens	#4 Evan Mobley	#31 Jarrett Allen	#10 Darius Garland	#45 Donovan Mitchell	112-111	L
12/14/2022	@ Dallas	#8 Lamar Stevens	#4 Evan Mobley	#31 Jarrett Allen	#10 Darius Garland	#45 Donovan Mitchell	105-90	W
12/16/2022	vs. Indiana	#8 Lamar Stevens	#4 Evan Mobley	#31 Jarrett Allen	#10 Darius Garland	#45 Donovan Mitchell	118-112	W
12/17/2022	vs. Dallas	#35 Isaac Okoro	#4 Evan Mobley	#31 Jarrett Allen	#10 Darius Garland	#45 Donovan Mitchell	100-99	W
12/19/2022	vs. Utah	#35 Isaac Okoro	#4 Evan Mobley	#31 Jarrett Allen	#10 Darius Garland	#45 Donovan Mitchell	122-99	W
12/21/2022	vs. Milwaukee	#35 Isaac Okoro	#4 Evan Mobley	#31 Jarrett Allen	#10 Darius Garland	#45 Donovan Mitchell	114-106	W
12/23/2022	vs. Toronto	#35 Isaac Okoro	#4 Evan Mobley	#31 Jarrett Allen	#10 Darius Garland	#45 Donovan Mitchell	118-107	L
12/26/2022	vs. Brooklyn	#8 Lamar Stevens	#4 Evan Mobley	#31 Jarrett Allen	#10 Darius Garland	#45 Donovan Mitchell	125-117	L
12/29/2022	@ Indiana	#8 Lamar Stevens	#4 Evan Mobley	#31 Jarrett Allen	#10 Darius Garland	#45 Donovan Mitchell	135-126	L
12/31/2022	@ Chicago	#8 Lamar Stevens	#0 Kevin Love	#31 Jarrett Allen	#3 Caris LeVert	#45 Donovan Mitchell	103-102	W
01/02/2023	vs. Chicago	#8 Lamar Stevens	#0 Kevin Love	#31 Jarrett Allen	#45 Donovan Mitchell	#3 Caris LeVert	145-134	W
01/04/2023	vs. Phoenix	#35 Isaac Okoro	#4 Evan Mobley	#31 Jarrett Allen	#45 Donovan Mitchell	#3 Caris LeVert	90-88	W
01/06/2023	@ Denver	#35 Isaac Okoro	#4 Evan Mobley	#31 Jarrett Allen	#10 Darius Garland	#3 Caris LeVert	121-108	L
01/08/2023	@ Phoenix	#35 Isaac Okoro	#4 Evan Mobley	#31 Jarrett Allen	#10 Darius Garland	#45 Donovan Mitchell	112-98	W
01/10/2023	@ Utah	#35 Isaac Okoro	#4 Evan Mobley	#31 Jarrett Allen	#10 Darius Garland	#45 Donovan Mitchell	116-114	L
01/12/2023	@ Portland	#35 Isaac Okoro	#4 Evan Mobley	#31 Jarrett Allen	#10 Darius Garland	#45 Donovan Mitchell	119-113	W
01/14/2023	@ Minnesota	#35 Isaac Okoro	#4 Evan Mobley	#31 Jarrett Allen	#10 Darius Garland	#45 Donovan Mitchell	110-102	L
01/16/2023	vs. New Orleans	#35 Isaac Okoro	#4 Evan Mobley	#31 Jarrett Allen	#10 Darius Garland	#45 Donovan Mitchell	113-103	W
01/18/2023	@ Memphis	#35 Isaac Okoro	#4 Evan Mobley	#31 Jarrett Allen	#10 Darius Garland	#3 Caris LeVert	115-114	L
01/20/2023	Golden State	--	--	--	--	--	--	--
01/21/2023	Milwaukee	--	--	--	--	--	--	--
01/24/2023	at New York	--	--	--	--	--	--	--
01/26/2023	at Houston	--	--	--	--	--	--	--
01/27/2023	at Oklahoma City	--	--	--	--	--	--	--
01/29/2023	LA Clippers	--	--	--	--	--	--	--
01/31/2023	Miami	--	--	--	--	--	--	--
02/02/2023	Memphis	--	--	--	--	--	--	--
02/05/2023	at Indiana	--	--	--	--	--	--	--
02/06/2023	at Washington	--	--	--	--	--	--	--
02/08/2023	Detroit	--	--	--	--	--	--	--
02/10/2023	at New Orleans	--	--	--	--	--	--	--
02/11/2023	Chicago	--	--	--	--	--	--	--
02/13/2023	San Antonio	--	--	--	--	--	--	--
02/15/2023	at Philadelphia	--	--	--	--	--	--	--
02/23/2023	Denver	--	--	--	--	--	--	--
02/24/2023	at Atlanta	--	--	--	--	--	--	--
02/26/2023	Toronto	--	--	--	--	--	--	--
03/01/2023	at Boston	--	--	--	--	--	--	--
03/04/2023	Detroit	--	--	--	--	--	--	--
03/06/2023	Boston	--	--	--	--	--	--	--
03/08/2023	at Miami	--	--	--	--	--	--	--
03/10/2023	at Miami	--	--	--	--	--	--	--
03/12/2023	at Charlotte	--	--	--	--	--	--	--
03/14/2023	at Charlotte	--	--	--	--	--	--	--
03/15/2023	Philadelphia	--	--	--	--	--	--	--
03/17/2023	Washington	--	--	--	--	--	--	--
03/21/2023	at Brooklyn	--	--	--	--	--	--	--
03/23/2023	at Brooklyn	--	--	--	--	--	--	--
03/26/2023	Houston	--	--	--	--	--	--	--
03/28/2023	at Atlanta	--	--	--	--	--	--	--
03/31/2023	New York	--	--	--	--	--	--	--
04/02/2023	Indiana	--	--	--	--	--	--	--
04/04/2023	at Orlando	--	--	--	--	--	--	--
04/06/2023	at Orlando	--	--	--	--	--	--	--
04/09/2023	Charlotte	--	--	--	--	--	--	--





DATE	OPPONENT	W/L	CAVALIERS										OPPONENTS									
			BENCH PTS	AVG	IN THE PAINT	AVG	SECOND CHANCE	AVG	FAST BREAK	AVG	POINTS OFF TO	AVG	BENCH PTS	AVG	IN THE PAINT	AVG	SECOND CHANCE	AVG	FAST BREAK	AVG	POINTS OFF TO	AVG
10/19	at Toronto	L	33	33.0	52	52.0	4	4.0	7	7.0	20	20.0	18	18.0	36	36.0	18	18.0	20	20.0	25	25.0
10/22	at Chicago	W	56	44.5	58	55.0	12	8.0	22	14.5	14	17.0	33	25.5	42	39.0	8	13.0	6	13.0	22	23.5
10/23	Washington	W	43	44.0	48	52.7	24	13.3	15	14.7	28	20.7	36	29.0	54	44.0	14	13.3	15	13.7	19	22.0
10/26	Orlando	W	27	39.8	46	51.0	19	14.8	4	12.0	19	20.3	13	25.0	54	46.5	9	12.3	6	11.8	14	20.0
10/28	at Boston	W	15	34.8	48	50.4	14	14.6	12	12.0	24	21.0	27	25.4	54	48.0	9	11.6	15	12.4	13	18.6
10/30	New York	W	38	35.3	32	47.3	7	13.3	14	12.3	18	20.5	42	28.2	64	50.7	11	11.5	28	15.0	18	18.5
11/2	Boston	W	16	32.6	56	48.6	8	12.6	14	12.6	15	19.7	26	27.9	42	49.4	8	11.0	19	15.6	6	16.7
11/4	at Detroit	W	54	35.3	58	49.8	11	12.4	9	12.1	28	20.8	21	27.0	24	46.3	7	10.5	12	15.1	12	16.1
11/6	at LA Lakers	W	24	34.0	48	49.6	18	13.0	15	12.4	21	20.8	36	28.0	56	47.3	16	11.1	16	15.2	9	15.3
11/7	at LA Clippers	L	28	33.4	46	49.2	8	12.5	18	13.0	10	19.7	29	28.1	34	46.0	6	10.6	7	14.4	25	16.3
11/9	at Sacramento	L	19	32.1	64	50.5	15	12.7	0	11.8	8	18.6	43	29.5	40	45.5	9	10.5	8	13.8	18	16.5
11/11	at Golden State	L	13	30.5	52	50.7	17	13.1	9	11.6	18	18.6	28	29.3	42	45.2	4	9.9	16	14.0	11	16.0
11/13	Minnesota	L	27	30.2	42	50.0	22	13.8	4	11.0	13	18.2	36	29.8	54	45.8	6	9.6	16	14.2	19	16.2
11/16	at Milwaukee	L	20	29.5	36	49.0	6	13.2	6	10.6	16	18.0	45	30.9	36	45.1	21	10.4	15	14.2	6	15.5
11/18	Charlotte	W	13	28.4	64	50.0	14	13.3	2	10.1	16	17.9	17	30.0	54	45.7	22	11.2	19	14.5	35	16.8
11/20	Miami	W	41	29.2	50	50.0	13	13.3	12	10.2	28	18.5	25	29.7	40	45.4	11	11.2	6	14.0	23	17.2
11/21	Atlanta	W	33	29.4	52	50.1	10	13.1	15	10.5	23	18.8	29	29.6	42	45.2	6	10.9	20	14.4	26	17.7
11/23	Portland	W	10	28.3	48	50.0	12	13.0	7	10.3	24	19.1	20	29.1	44	45.1	12	10.9	21	14.7	20	17.8
11/25	at Milwaukee	L	37	28.8	42	49.6	14	13.1	21	10.8	19	19.1	36	29.5	40	44.8	14	11.1	22	15.1	12	17.5
11/27	at Detroit	W	26	28.7	50	49.6	7	12.8	6	10.6	22	19.2	35	29.8	54	45.3	14	11.3	10	14.9	13	17.3
11/28	at Toronto	L	34	28.9	52	49.7	17	13.0	19	11.0	14	19.0	34	30.0	40	45.0	7	11.0	18	15.0	5	16.7
11/30	Philadelphia	W	46	29.7	56	50.0	8	12.7	16	11.2	17	18.9	34	30.1	42	44.9	5	10.8	4	14.5	17	16.7
12/2	Orlando	W	28	29.6	44	49.7	12	12.7	12	11.3	21	19.0	29	30.1	54	45.3	12	10.8	13	14.4	12	16.5
12/4	at New York	L	22	29.3	40	49.3	5	12.4	19	11.6	15	18.8	27	30.0	56	45.8	17	11.1	10	14.3	18	16.6
12/6	LA Lakers	W	19	28.9	70	50.2	15	12.5	19	11.9	18	18.8	52	30.8	52	46.0	23	11.6	14	14.2	4	16.1
12/9	Sacramento	L	22	28.6	44	49.9	13	12.5	7	11.7	17	18.7	23	30.5	32	45.5	9	11.5	16	14.3	24	16.4
12/10	Oklahoma City	W	23	28.4	54	50.1	9	12.4	8	11.6	17	18.6	35	30.7	54	45.8	4	11.2	14	14.3	18	16.4
12/12	at San Antonio	L	32	28.5	56	50.3	14	12.4	10	11.5	21	18.7	55	31.6	52	46.0	21	11.5	6	14.0	18	16.5
12/14	at Dallas	W	13	28.0	52	50.3	8	12.3	7	11.3	19	18.7	36	31.7	26	45.3	6	11.3	0	13.5	10	16.3
12/16	Indiana	W	34	28.2	44	50.1	7	12.1	9	11.3	16	18.6	55	32.5	62	45.9	4	11.1	20	13.7	14	16.2
12/17	Dallas	W	22	28.0	58	50.4	17	12.3	13	11.3	8	18.3	9	31.7	34	45.5	5	10.9	4	13.4	12	16.1
12/19	Utah	W	38	28.3	50	50.4	4	12.0	29	11.9	20	18.3	27	31.6	46	45.5	24	11.3	2	13.1	15	16.0
12/21	Milwaukee	W	21	28.1	54	50.5	18	12.2	9	11.8	22	18.5	21	31.3	46	45.5	14	11.4	12	13.0	12	15.9
12/23	Toronto	L	42	28.5	46	50.4	9	12.1	12	11.8	19	18.5	20	30.9	44	45.5	18	11.6	27	13.4	18	16.0
12/26	Brooklyn	L	28	28.5	48	50.3	14	12.1	17	11.9	20	18.5	37	31.1	34	45.1	10	11.5	23	13.7	18	16.0
12/29	at Indiana	L	41	28.8	72	50.9	25	12.5	21	12.2	17	18.5	42	31.4	48	45.2	10	11.5	20	13.9	15	16.0
12/31	at Chicago	W	37	29.1	44	50.7	25	12.8	10	12.1	16	18.4	27	31.3	54	45.5	2	11.2	21	14.1	20	16.1
1/2	Chicago	W	27	29.0	56	50.8	24	13.1	6	12.0	9	18.2	23	31.1	54	45.7	16	11.4	12	14.0	13	16.0
1/4	Phoenix	W	34	29.1	36	50.5	8	13.0	6	11.8	12	18.0	14	30.6	36	45.4	9	11.3	3	13.7	8	15.8
1/6	at Denver	L	37	29.3	60	50.7	16	13.1	17	12.0	18	18.0	33	30.7	50	45.6	19	11.5	15	13.8	14	15.8
1/8	at Phoenix	W	27	29.3	52	50.7	4	12.9	13	12.0	25	18.2	50	31.2	38	45.4	4	11.3	4	13.5	16	15.8
1/10	at Utah	L	31	29.3	54	50.8	10	12.8	17	12.1	22	18.3	27	31.1	48	45.4	27	11.7	2	13.3	14	15.7
1/12	at Portland	W	21	29.1	68	51.2	10	12.7	19	12.3	17	18.2	9	30.6	52	45.6	6	11.6	9	13.2	12	15.7
1/14	at Minnesota	L	27	29.1	52	51.2	6	12.6	12	12.3	7	18.0	56	31.1	60	45.9	7	11.5	21	13.3	28	15.9
1/16	New Orleans	W	18	28.8	52	51.2	19	12.7	7	12.1	22	18.1	21	30.9	40	45.8	8	11.4	13	13.3	22	16.1
1/18	at Memphis	L	18	28.6	44	51.1	10	12.7	17	12.2	12	17.9	30	30.9	58	46.0	21	11.6	17	13.4	26	16.3
1/20	Golden State	--	--	--	--	--	--	--	--	--	--	--	--	--	--	--	--	--	--	--	--	--
1/21	Milwaukee	--	--	--	--	--	--	--	--	--	--	--	--	--	--	--	--	--	--	--	--	--
1/24	at New York	--	--	--	--	--	--	--	--	--	--	--	--	--	--	--	--	--	--	--	--	--
1/26	at Houston	--	--	--	--	--	--	--	--	--	--	--	--	--	--	--	--	--	--	--	--	--
1/27	at Oklahoma City	--	--	--	--	--	--	--	--	--	--	--	--	--	--	--	--	--	--	--	--	--
1/29	LA Clippers	--	--	--	--	--	--	--	--	--	--	--	--	--	--	--	--	--	--	--	--	--
1/31	Miami	--	--	--	--	--	--	--	--	--	--	--	--	--	--	--	--	--	--	--	--	--
2/2	Memphis	--	--	--	--	--	--	--	--	--	--	--	--	--	--	--	--	--	--	--	--	--
2/5	at Indiana	--	--	--	--	--	--	--	--	--	--	--	--	--	--	--	--	--	--			



ALL		(AS OF JAN 19, 2023, 11:34 AM PST)																				2022 : REGULAR SEASON			
		OVERALL REC	CAVALIERS										OPPONENTS												
DATE	OPPONENT		W/L	1ST	2ND	1ST HALF	3RD	4TH	2ND HALF	1ST OT	2ND OT	BIGGEST LEAD	TOTAL	1ST	2ND	1ST HALF	3RD	4TH	2ND HALF	1ST OT	2ND OT	BIGGEST LEAD	TOTAL	POINT DIFF.	
10/19	at Toronto	0-1	L	22	35	57	27	21	48	--	--	8	105	28	23	51	25	32	57	--	--	11	108	-3	
10/22	at Chicago	1-1	W	34	36	70	23	35	58	--	--	32	128	25	29	54	25	17	42	--	--	8	96	32	
10/23	Washington	2-1	W	30	27	57	26	20	46	14	--	15	117	31	20	51	25	27	52	4	--	10	107	10	
10/26	Orlando	3-1	W	30	24	54	19	30	49	--	--	12	103	24	26	50	19	23	42	--	--	4	92	11	
10/28	at Boston	4-1	W	33	29	62	33	19	52	18	--	13	132	34	41	75	24	15	39	9	--	15	123	9	
10/30	New York	5-1	W	35	27	62	22	37	59	--	--	15	121	30	29	59	34	15	49	--	--	9	108	13	
11/2	Boston	6-1	W	35	15	50	33	24	57	7	--	11	114	27	29	56	20	31	51	6	--	12	113	1	
11/4	at Detroit	7-1	W	24	33	57	33	22	55	--	--	30	112	21	18	39	29	20	49	--	--	5	88	24	
11/6	at LA Lakers	8-1	W	30	28	58	29	27	56	--	--	17	114	36	28	64	16	20	36	--	--	12	100	14	
11/7	at LA Clippers	8-2	L	37	27	64	23	30	53	--	--	13	117	31	33	64	24	31	55	--	--	4	119	-2	
11/9	at Sacramento	8-3	L	29	29	58	35	27	62	--	--	6	120	34	35	69	28	30	58	--	--	15	127	-7	
11/11	at Golden State	8-4	L	25	27	52	25	24	49	--	--	11	101	25	23	48	26	32	58	--	--	5	106	-5	
11/13	Minnesota	8-5	L	20	30	50	34	40	74	--	--	3	124	40	27	67	37	25	62	--	--	24	129	-5	
11/16	at Milwaukee	8-6	L	37	23	60	18	20	38	--	--	10	98	34	27	61	34	18	52	--	--	20	113	-15	
11/18	Charlotte	9-6	W	28	30	58	24	23	47	15	12	16	132	14	32	46	24	35	59	15	2	3	122	10	
11/20	Miami	10-6	W	28	31	59	36	18	54	--	--	32	113	27	15	42	22	23	45	--	--	9	87	26	
11/21	Atlanta	11-6	W	38	26	64	21	29	50	--	--	15	114	26	33	59	23	20	43	--	--	5	102	12	
11/23	Portland	12-6	W	28	29	57	30	27	57	--	--	20	114	21	27	48	27	21	48	--	--	5	96	18	
11/25	at Milwaukee	12-7	L	30	33	63	10	29	39	--	--	16	102	25	27	52	35	30	65	--	--	22	117	-15	
11/27	at Detroit	13-7	W	20	31	51	22	29	51	--	--	9	102	26	30	56	22	16	38	--	--	12	94	8	
11/28	at Toronto	13-8	L	24	19	43	24	21	45	--	--	3	88	26	26	52	28	20	48	--	--	20	100	-12	
11/30	Philadelphia	14-8	W	25	44	69	21	23	44	--	--	33	113	21	27	48	18	19	37	--	--	7	85	28	
12/2	Orlando	15-8	W	27	27	54	28	25	53	--	--	20	107	25	22	47	17	32	49	--	--	5	96	11	
12/4	at New York	15-9	L	16	27	43	20	18	38	--	--	0	81	23	23	46	25	21	46	--	--	18	92	-11	
12/6	LA Lakers	16-9	W	27	30	57	28	31	59	--	--	15	116	26	23	49	34	19	53	--	--	3	102	14	
12/9	Sacramento	16-10	L	20	29	49	31	15	46	--	--	8	95	31	18	49	30	27	57	--	--	15	106	-11	
12/10	Oklahoma City	17-10	W	28	31	59	23	28	51	--	--	17	110	22	24	46	26	30	56	--	--	0	102	8	
12/12	at San Antonio	17-11	L	27	22	49	29	33	62	--	--	3	111	29	36	65	27	20	47	--	--	19	112	-1	
12/14	at Dallas	18-11	W	26	34	60	23	22	45	--	--	23	105	19	22	41	27	22	49	--	--	0	90	15	
12/16	Indiana	19-11	W	29	25	54	29	35	64	--	--	6	118	31	30	61	33	18	51	--	--	13	112	6	
12/17	Dallas	20-11	W	27	20	47	20	29	49	4	--	6	100	29	20	49	26	21	47	3	--	10	99	1	
12/19	Utah	21-11	W	29	33	62	28	32	60	--	--	25	122	21	23	44	27	28	55	--	--	1	99	23	
12/21	Milwaukee	22-11	W	35	25	60	33	21	54	--	--	24	114	20	22	42	35	29	64	--	--	4	106	8	
12/23	Toronto	22-12	L	31	22	53	25	29	54	--	--	2	107	39	30	69	29	20	49	--	--	26	118	-11	
12/26	Brooklyn	22-13	L	22	27	49	30	38	68	--	--	3	117	34	31	65	26	34	60	--	--	19	125	-8	
12/29	at Indiana	22-14	L	34	34	68	28	30	58	--	--	7	126	29	35	64	35	36	71	--	--	9	135	-9	
12/31	at Chicago	23-14	W	28	32	60	24	19	43	--	--	14	103	30	25	55	22	25	47	--	--	4	102	1	
1/2	Chicago	24-14	W	27	20	47	44	39	83	15	--	11	145	34	31	65	31	34	65	4	--	21	134	11	
1/4	Phoenix	25-14	W	15	18	33	26	31	57	--	--	3	90	14	29	43	21	24	45	--	--	11	88	2	
1/6	at Denver	25-15	L	28	30	58	24	26	50	--	--	5	108	26	36	62	32	27	59	--	--	17	121	-13	
1/8	at Phoenix	26-15	W	35	22	57	23	32	55	--	--	22	112	26	28	54	25	19	44	--	--	7	98	14	
1/10	at Utah	26-16	L	24	31	55	29	30	59	--	--	7	114	31	24	55	33	28	61	--	--	13	116	-2	
1/12	at Portland	27-16	W	27	24	51	36	32	68	--	--	8	119	32	26	58	33	22	55	--	--	14	113	6	
1/14	at Minnesota	27-17	L	25	29	54	26	22	48	--	--	14	102	27	22	49	28	33	61	--	--	13	110	-8	
1/16	New Orleans	28-17	W	24	23	47	31	35	66	--	--	12	113	25	25	50	31	22	53	--	--	13	103	10	
1/18	at Memphis	28-18	L	30	31	61	30	23	53	--	--	10	114	31	37	68	21	26	47	--	--	19	115	-1	
1/20	Golden State	--	--	--	--	--	--	--	--	--	--	--	--	--	--	--	--	--	--	--	--	--	--	--	
1/21	Milwaukee	--	--	--	--	--	--	--	--	--	--	--	--	--	--	--	--	--	--	--	--	--	--	--	
1/24	at New York	--	--	--	--	--	--	--	--	--	--	--	--	--	--	--	--	--	--	--	--	--	--	--	
1/26	at Houston	--	--	--	--	--	--	--	--	--	--	--	--	--	--	--	--	--	--	--	--	--	--	--	
1/27	at Oklahoma City	--	--	--	--	--	--	--	--	--	--	--	--	--	--	--	--	--	--	--	--	--	--	--	
1/29	LA Clippers	--	--	--	--	--	--	--	--	--	--	--	--	--	--	--	--	--	--	--	--	--	--	--	
1/31	Miami	--	--	--	--	--	--	--	--	--	--	--	--	--	--	--	--	--	--	--	--	--	--	--	
2/2	Memphis	--	--	--	--	--	--	--	--	--	--	--	--	--	--	--	--	--	--	--	--	--	--	--	
2/5	at Indiana	--	--	--	--	--	--	--	--	--	--	--	--	--	--	--	--	--	--	--	--	--	--	--	
2/6	at Washington	--	--	--	--	--	--	--	--	--	--	--	--	--	--	--	--	--	--	--	--	--	--	--	
2/8	Detroit	--	--	--	--	--	--	--	--	--	--	--	--	--	--	--	--	--	--	--	--	--	--	--	
2/10	at New Orleans	--	--	--	--	--	--	--	--	--	--	--	--	--	--	--	--	--	--	--	--	--	--	--	
2/11																									